

Average RPI Win:	289	WON-LOST	WINNING	LAST 10	STRENGTH OF	OPP. STRENGTH	TEAM	ADJ.	CONF.	ADJ CONF.
Average RPI Loss:	194	RECORD	PCT. RANK	GAMES	SCHEDULE	OF SCHEDULE	RPI	RPI	RPI	RPI
DIV. I ONLY	8- 16	264	6- 4	303	309	313	313	28	28	
DIV. I NON-CONF.	2- 7	280	0- 0	234	323	322	322	26	26	
TOTALS	RPI 1-25	RPI 26-50	W-L RECORDS	RPI 51-100	RPI 101-150	RPI 150+				
8- 16	0- 0	0- 0	OVERALL	0- 2	0- 2	8- 12				
6- 9	0- 0	0- 0	HOME	0- 1	0- 1	6- 7				
2- 6	0- 0	0- 0	AWAY	0- 0	0- 1	2- 5				
0- 1	0- 0	0- 0	NEUTRAL	0- 1	0- 0	0- 0				
2- 7	0- 0	0- 0	NON-CONFERENCE	0- 1	0- 0	2- 6				
2- 4	0- 0	0- 0	HOME	0- 0	0- 0	2- 4				
0- 2	0- 0	0- 0	AWAY	0- 0	0- 0	0- 2				
0- 1	0- 0	0- 0	NEUTRAL	0- 1	0- 0	0- 0				
6- 9	0- 0	0- 0	CONFERENCE	0- 1	0- 2	6- 6				
4- 5	0- 0	0- 0	HOME	0- 1	0- 1	4- 3				
2- 4	0- 0	0- 0	AWAY	0- 0	0- 1	2- 3				
0- 0	0- 0	0- 0	NEUTRAL	0- 0	0- 0	0- 0				

RPI 1-25			RPI 26-50			RPI 51-100			RPI 101+			Team's RPI: 313
RPI	S	Opponent	Score	RPI	S	Opponent	Score	RPI	S	Opponent	Score	
						69 H Abilene Christian	65 71	109 H Central Ark.		55 66		
						93 N New Mexico St.	51 70	128 A Northwestern St.		43 60		
								161 A McNeese St.		51 72		
								165 H East Carolina		46 82		
								177 A Fordham		49 67		
								194 H Cal Poly		45 56		
								208 H UTRGV		49 46		
								212 A Stephen F. Austin		59 72		
								212 H Stephen F. Austin		66 71		
								214 H UNLV		51 65		
								223 H Rice		60 55		
								237 H Sam Houston St.		81 71		
								241 A Texas Southern		43 51		
								247 H Houston Baptist		59 73		
								282 A Lamar		70 75		
								285 H Houston		73 76		
								309 H Southeastern La.		69 67		
								317 H Nicholls St.		62 64		
								332 A Incarnate Word		57 56		
								332 H Incarnate Word		69 55		
								335 A New Orleans		75 64		
								335 H New Orleans		73 59		
LAST 12 Division I GAMES:												
						332 H Incarnate Word	69 55	212 H Stephen F. Austin		66 71		
						69 H Abilene Christian	65 71	332 A Incarnate Word		57 56		
						212 A Stephen F. Austin	59 72	335 H New Orleans		73 59		
						335 A New Orleans	75 64	309 H Southeastern La.		69 67		
						237 H Sam Houston St.	81 71	317 H Nicholls St.		62 64		
						247 H Houston Baptist	59 73	128 A Northwestern St.		43 60		

Non-Div I Games: Western N.M. 57 42 Angelo St. 80 **85**

A&M-Corpus Christi

Loss, Non-Conf, S Site, H Home A Away N Neutral

Average RPI Win:	229	WON-LOST	WINNING	LAST 10	STRENGTH OF	OPP. STRENGTH	TEAM	ADJ.	CONF.	ADJ CONF.
Average RPI Loss:	157	RECORD	PCT. RANK	GAMES	SCHEDULE	OF SCHEDULE	RPI	RPI	RPI	RPI
DIV. I ONLY	18- 3	16	9- 1	272	244	69	69	28	28	
DIV. I NON-CONF.	5- 2	86	0- 0	79	193	34	34	26	26	
TOTALS	RPI 1-25	RPI 26-50	W-L RECORDS	RPI 51-100	RPI 101-150	RPI 150+				
18- 3	0- 0	0- 1	OVERALL	1- 0	3- 1	14- 1				
7- 0	0- 0	0- 0	HOME	0- 0	1- 0	6- 0				
9- 3	0- 0	0- 1	AWAY	0- 0	2- 1	7- 1				
2- 0	0- 0	0- 0	NEUTRAL	1- 0	0- 0	1- 0				
5- 2	0- 0	0- 1	NON-CONFERENCE	1- 0	1- 1	3- 0				
1- 0	0- 0	0- 0	HOME	0- 0	0- 0	1- 0				
2- 2	0- 0	0- 1	AWAY	0- 0	1- 1	1- 0				
2- 0	0- 0	0- 0	NEUTRAL	1- 0	0- 0	1- 0				
13- 1	0- 0	0- 0	CONFERENCE	0- 0	2- 0	11- 1				
6- 0	0- 0	0- 0	HOME	0- 0	1- 0	5- 0				
7- 1	0- 0	0- 0	AWAY	0- 0	1- 0	6- 1				
0- 0	0- 0	0- 0	NEUTRAL	0- 0	0- 0	0- 0				

RPI 1-25			RPI 26-50			RPI 51-100			Team's RPI: 69	RPI 101+		
RPI	S	Opponent	Score	RPI	S	Opponent	Score	RPI	S	Opponent	Score	
				48	A	Kansas St.	45 76	91	N	Eastern Mich.	83 59	
										109	A	Central Ark. 61 49
										128	H	Northwestern St. 67 46
										137	A	Idaho 71 59
										142	A	Texas Tech 65 71
										161	H	McNeese St. 79 62
										201	A	Eastern Wash. 72 60
										212	A	Stephen F. Austin 85 70
										230	N	Grand Canyon 75 71
										237	A	Sam Houston St. 87 76
										237	H	Sam Houston St. 67 55
										247	H	Houston Baptist 77 60
										265	H	UTSA 79 60
										282	A	Lamar 54 63
										282	H	Lamar 90 62
										309	A	Southeastern La. 88 72
										309	H	Southeastern La. 72 70
										313	A	A&M-Corpus Christi 71 65
										317	A	Nicholls St. 71 68
										332	A	Incarinate Word 86 71
LAST 12 Division I GAMES:												
309	H	Southeastern La.	72 70	247	H	Houston Baptist	77 60					
313	A	A&M-Corpus Christi	71 65	332	A	Incarinate Word	86 71					
237	H	Sam Houston St.	67 55	237	A	Sam Houston St.	87 76					
309	A	Southeastern La.	88 72	212	A	Stephen F. Austin	85 70					
282	A	Lamar	54 63	161	H	McNeese St.	79 62					
282	H	Lamar	90 62	317	A	Nicholls St.	71 68					

Non-Div I Games: Southwest (NM) 91 39 Schreiner 79 51 Wayland Baptist 96 71 Missouri Valley 96 35

Abilene Christian

Loss, Non-Conf, S Site, H Home A Away N Neutral

Average RPI Win:	323	WON-LOST	WINNING	LAST 10	STRENGTH OF	OPP. STRENGTH	TEAM	ADJ.	CONF.	ADJ CONF.
Average RPI Loss:	191	RECORD	PCT. RANK	GAMES	SCHEDULE	OF SCHEDULE	RPI	RPI	RPI	RPI
DIV. I ONLY	1- 25	349	1- 9	249	222	343	343	19	19	
DIV. I NON-CONF.	0- 11	338	0- 0	226	238	340	340	20	20	
TOTALS	RPI 1-25	RPI 26-50	W-L RECORDS	RPI 51-100	RPI 101-150	RPI 150+				
1- 25	0- 0	0- 1	OVERALL	0- 3	0- 3	1- 18				
1- 9	0- 0	0- 0	HOME	0- 1	0- 0	1- 8				
0- 16	0- 0	0- 1	AWAY	0- 2	0- 3	0- 10				
0- 0	0- 0	0- 0	NEUTRAL	0- 0	0- 0	0- 0				
0- 11	0- 0	0- 0	NON-CONFERENCE	0- 3	0- 1	0- 7				
0- 3	0- 0	0- 0	HOME	0- 1	0- 0	0- 2				
0- 8	0- 0	0- 0	AWAY	0- 2	0- 1	0- 5				
0- 0	0- 0	0- 0	NEUTRAL	0- 0	0- 0	0- 0				
1- 14	0- 0	0- 1	CONFERENCE	0- 0	0- 2	1- 11				
1- 6	0- 0	0- 0	HOME	0- 0	0- 0	1- 6				
0- 8	0- 0	0- 1	AWAY	0- 0	0- 2	0- 5				
0- 0	0- 0	0- 0	NEUTRAL	0- 0	0- 0	0- 0				

RPI 1-25			RPI 26-50			RPI 51-100			RPI 101+			Team's RPI: 343			
RPI	S	Opponent	Score	RPI	S	Opponent	Score	RPI	S	Opponent	Score				
				44	A	Colorado St.	47 71	64	A	Santa Clara	34 68	107	A	Gonzaga	35 88
								84	A	Vanderbilt	29 86	133	A	Fresno St.	46 70
								91	H	Eastern Mich.	59 72	145	A	Boise St.	48 61
												182	A	New Mexico	36 58
												182	H	New Mexico	33 63
												184	A	George Mason	52 69
												187	A	UC Davis	40 66
												198	A	San Jose St.	60 81
												198	H	San Jose St.	49 72
												201	A	Eastern Wash.	44 65
												204	H	Utah St.	53 66
												214	A	UNLV	51 62
												214	H	UNLV	56 60
												230	H	Grand Canyon	39 73
												232	A	Navy	46 64
												236	A	Wyoming	56 84
												236	H	Wyoming	45 67
												249	H	San Diego St.	66 69
												297	H	Denver	48 57
												323	A	Nevada	57 68
												323	H	Nevada	59 53
												328	A	Southern Utah	56 75
LAST 12 Division I GAMES:															
				182	A	New Mexico	36 58					198	H	San Jose St.	49 72
				214	A	UNLV	51 62					182	H	New Mexico	33 63
				249	H	San Diego St.	66 69					133	A	Fresno St.	46 70
				323	H	Nevada	59 53					44	A	Colorado St.	47 71
				145	A	Boise St.	48 61					214	H	UNLV	56 60
				236	A	Wyoming	56 84					204	H	Utah St.	53 66

Non-Div I Games:

Air Force

■ Loss,
 ■ Non-Conf,
 ■ S Site,
 ■ Home
 ■ A Away
 N Neutral

Average RPI Win: 197	WON-LOST	WINNING	LAST 10	STRENGTH OF	OPP. STRENGTH	TEAM	ADJ.	CONF.	ADJ CONF.
Average RPI Loss: 107	RECORD	PCT. RANK	GAMES	SCHEDULE	OF SCHEDULE	RPI	RPI	RPI	RPI
DIV. I ONLY	12- 12	169	5- 5	83	127	129	129	11	11
DIV. I NON-CONF.	5- 5	160	0- 0	188	118	167	167	13	13
TOTALS	RPI 1-25	RPI 26-50	W-L RECORDS	RPI 51-100	RPI 101-150	RPI 150+			
12- 12	0- 0	0- 2	OVERALL	3- 5	3- 2	6- 3			
7- 4	0- 0	0- 1	HOME	2- 2	1- 0	4- 1			
5- 6	0- 0	0- 1	AWAY	1- 3	2- 1	2- 1			
0- 2	0- 0	0- 0	NEUTRAL	0- 0	0- 1	0- 1			
5- 5	0- 0	0- 0	NON-CONFERENCE	0- 2	2- 1	3- 2			
3- 1	0- 0	0- 0	HOME	0- 1	1- 0	2- 0			
2- 2	0- 0	0- 0	AWAY	0- 1	1- 0	1- 1			
0- 2	0- 0	0- 0	NEUTRAL	0- 0	0- 1	0- 1			
7- 7	0- 0	0- 2	CONFERENCE	3- 3	1- 1	3- 1			
4- 3	0- 0	0- 1	HOME	2- 1	0- 0	2- 1			
3- 4	0- 0	0- 1	AWAY	1- 2	1- 1	1- 0			
0- 0	0- 0	0- 0	NEUTRAL	0- 0	0- 0	0- 0			

RPI 1-25				RPI 26-50				RPI 51-100				RPI 101+				Team's RPI: 129	
RPI	S	Opponent	Score	RPI	S	Opponent	Score	RPI	S	Opponent	Score	RPI	S	Opponent	Score		
				29	A	Ohio	55 75	68	H	FGCU	64 82	106	N	UNI	51 59		
				29	H	Ohio	73 101	72	A	Ball St.	71 78	116	A	Western Mich.	65 69		
								77	A	San Diego	65 86	130	H	Youngstown St.	74 49		
								83	A	Central Mich.	60 81	138	A	Buffalo	69 61		
								83	H	Central Mich.	77 97	139	A	Northern Ky.	77 75		
								91	A	Eastern Mich.	68 65	175	N	Northern Colo.	65 78		
								91	H	Eastern Mich.	75 72	189	A	Fla. Atlantic	77 91		
								99	H	Toledo	81 71	243	A	Valparaiso	85 74		
												253	A	Bowling Green	71 55		
												261	H	Northern Ill.	58 65		
												266	H	Miami (OH)	77 65		
												269	H	UCF	74 54		
												318	H	Winthrop	76 59		
												324	H	Kent St.	78 66		
LAST 12 Division I GAMES:																	
				29	H	Ohio	73 101	29	A	Ohio	55 75						
				324	H	Kent St.	78 66	83	A	Central Mich.	60 81						
				116	A	Western Mich.	65 69	99	H	Toledo	81 71						
				266	H	Miami (OH)	77 65	138	A	Buffalo	69 61						
				72	A	Ball St.	71 78	253	A	Bowling Green	71 55						
				91	H	Eastern Mich.	75 72	83	H	Central Mich.	77 97						

Non-Div I Games: Rochester College 103 37

Akron

■ Loss,
 ■ Non-Conf,
 ■ S Site,
 ■ H Home
 ■ A Away
 N Neutral

Alabama

Through Games Of Feb. 23, 2016

Average RPI Win:	219	WON-LOST	WINNING	LAST 10	STRENGTH OF	OPP. STRENGTH	TEAM	ADJ.	CONF.	ADJ CONF.
Average RPI Loss:	52	RECORD	PCT. RANK	GAMES	SCHEDULE	OF SCHEDULE	RPI	RPI	RPI	RPI
DIV. I ONLY	14- 13	166	2- 8	141	69	156	156	2	2	
DIV. I NON-CONF.	11- 2	28	0- 0	319	298	125	125	2	2	
TOTALS	RPI 1-25	RPI 26-50	W-L RECORDS	RPI 51-100	RPI 101-150	RPI 150+				
14- 13	1- 5	0- 1	OVERALL	2- 6	1- 1	10- 0				
12- 4	1- 2	0- 0	HOME	1- 2	1- 0	9- 0				
0- 9	0- 3	0- 1	AWAY	0- 4	0- 1	0- 0				
2- 0	0- 0	0- 0	NEUTRAL	1- 0	0- 0	1- 0				
11- 2	0- 0	0- 0	NON-CONFERENCE	2- 2	0- 0	9- 0				
9- 0	0- 0	0- 0	HOME	1- 0	0- 0	8- 0				
0- 2	0- 0	0- 0	AWAY	0- 2	0- 0	0- 0				
2- 0	0- 0	0- 0	NEUTRAL	1- 0	0- 0	1- 0				
3- 11	1- 5	0- 1	CONFERENCE	0- 4	1- 1	1- 0				
3- 4	1- 2	0- 0	HOME	0- 2	1- 0	1- 0				
0- 7	0- 3	0- 1	AWAY	0- 2	0- 1	0- 0				
0- 0	0- 0	0- 0	NEUTRAL	0- 0	0- 0	0- 0				

RPI	S	Opponent	Score	RPI	S	Opponent	Score	RPI	S	Opponent	Score	RPI	S	Opponent	Score	Team's RPI: 156
2	H	South Carolina	46 66	27	A	Missouri	52 63	56	A	Auburn	59 72	123	H	LSU	62 45	
13	H	Texas A&M	56 59					56	H	Auburn	55 59	132	A	Arkansas	67 69	
14	A	Kentucky	48 73					70	N	Middle Tenn.	64 46	166	H	Ole Miss	48 37	
20	H	Georgia	64 50					76	A	Georgia Tech	58 70	179	H	Grambling	72 57	
21	A	Florida	72 80					84	A	Vanderbilt	52 67	207	N	Utah Valley	67 60	
24	A	Tennessee	42 70					84	H	Vanderbilt	48 54	264	H	Georgia St.	72 56	
								87	A	UT Martin	65 83	273	H	Appalachian St.	93 59	
								94	H	Georgetown	78 66	312	H	Alcorn	97 50	
												327	H	North Florida	69 47	
												331	H	Lipscomb	68 49	
												346	H	Alabama A&M	96 44	
												348	H	Mississippi Val.	98 35	
LAST 12 Division I GAMES:																
2	H	South Carolina	46 66	13	H	Texas A&M	56 59									
132	A	Arkansas	67 69	84	A	Vanderbilt	52 67									
27	A	Missouri	52 63	21	A	Florida	72 80									
56	H	Auburn	55 59	20	H	Georgia	64 50									
166	H	Ole Miss	48 37	56	A	Auburn	59 72									
24	A	Tennessee	42 70	84	H	Vanderbilt	48 54									

Non-Div I Games:

Alabama

■ Loss,
 ■ Non-Conf, S Site,
 ■ Home
 ■ Away
 N Neutral

Average RPI Win:	346	WON-LOST	WINNING	LAST 10	STRENGTH OF	OPP. STRENGTH	TEAM	ADJ.	CONF.	ADJ CONF.
Average RPI Loss:	219	RECORD	PCT. RANK	GAMES	SCHEDULE	OF SCHEDULE	RPI	RPI	RPI	RPI
DIV. I ONLY	3- 20	335	1- 9	328	346	346	346	32	32	
DIV. I NON-CONF.	0- 9	338	0- 0	178	272	333	333	31	31	
TOTALS	RPI 1-25	RPI 26-50	W-L RECORDS	RPI 51-100	RPI 101-150	RPI 150+				
3- 20	0- 0	0- 0	OVERALL	0- 2	0- 1	3- 17				
2- 10	0- 0	0- 0	HOME	0- 2	0- 1	2- 7				
1- 10	0- 0	0- 0	AWAY	0- 0	0- 0	1- 10				
0- 0	0- 0	0- 0	NEUTRAL	0- 0	0- 0	0- 0				
0- 9	0- 0	0- 0	NON-CONFERENCE	0- 2	0- 1	0- 6				
0- 5	0- 0	0- 0	HOME	0- 2	0- 1	0- 2				
0- 4	0- 0	0- 0	AWAY	0- 0	0- 0	0- 4				
0- 0	0- 0	0- 0	NEUTRAL	0- 0	0- 0	0- 0				
3- 11	0- 0	0- 0	CONFERENCE	0- 0	0- 0	3- 11				
2- 5	0- 0	0- 0	HOME	0- 0	0- 0	2- 5				
1- 6	0- 0	0- 0	AWAY	0- 0	0- 0	1- 6				
0- 0	0- 0	0- 0	NEUTRAL	0- 0	0- 0	0- 0				

RPI 1-25			RPI 26-50			RPI 51-100			RPI 101+			Team's RPI: 346					
RPI	S	Opponent	Score	RPI	S	Opponent	Score	RPI	S	Opponent	Score	RPI	S	Opponent	Score		
								58	H	Saint Louis	60	91	111	H	Samford	30	54
								100	H	Belmont	28	78	152	A	Marshall	45	81
												156	A	Alabama	44	96	
												162	A	Southern U.	38	77	
												162	H	Southern U.	62	68	
												166	A	Ole Miss	42	103	
												179	A	Grambling	56	75	
												205	H	Southeast Mo. St.	58	69	
												241	H	Texas Southern	38	57	
												271	H	Murray St.	59	76	
												278	A	Alabama St.	50	86	
												278	H	Alabama St.	63	77	
												279	H	Prairie View	52	67	
												300	A	Jackson St.	58	59	
												306	A	Morehead St.	69	112	
												312	A	Alcorn	52	68	
												312	H	Alcorn	64	81	
												342	A	Ark.-Pine Bluff	60	69	
												342	H	Ark.-Pine Bluff	78	70	
												348	A	Mississippi Val.	84	74	
												348	H	Mississippi Val.	79	68	
LAST 12 Division I GAMES:																	

Non-Div I Games: Tuskegee 66 55

Alabama A&M

■ Loss,
 ■ Non-Conf, S Site,
 ■ Home
 ■ Away
 N Neutral

Average RPI Win:	300	WON-LOST	WINNING	LAST 10	STRENGTH OF	OPP. STRENGTH	TEAM	ADJ.	CONF.	ADJ CONF.
Average RPI Loss:	190	RECORD	PCT. RANK	GAMES	SCHEDULE	OF SCHEDULE	RPI	RPI	RPI	RPI
DIV. I ONLY	12- 10	143	9- 1	345	340	278	278	32	32	
DIV. I NON-CONF.	1- 7	318	0- 0	269	216	331	331	31	31	
TOTALS	RPI 1-25	RPI 26-50	W-L RECORDS	RPI 51-100	RPI 101-150	RPI 150+				
12- 10	0- 0	0- 0	OVERALL	0- 1	0- 1	12- 8				
6- 5	0- 0	0- 0	HOME	0- 0	0- 1	6- 4				
5- 4	0- 0	0- 0	AWAY	0- 1	0- 0	5- 3				
1- 1	0- 0	0- 0	NEUTRAL	0- 0	0- 0	1- 1				
1- 7	0- 0	0- 0	NON-CONFERENCE	0- 1	0- 1	1- 5				
0- 4	0- 0	0- 0	HOME	0- 0	0- 1	0- 3				
0- 2	0- 0	0- 0	AWAY	0- 1	0- 0	0- 1				
1- 1	0- 0	0- 0	NEUTRAL	0- 0	0- 0	1- 1				
11- 3	0- 0	0- 0	CONFERENCE	0- 0	0- 0	11- 3				
6- 1	0- 0	0- 0	HOME	0- 0	0- 0	6- 1				
5- 2	0- 0	0- 0	AWAY	0- 0	0- 0	5- 2				
0- 0	0- 0	0- 0	NEUTRAL	0- 0	0- 0	0- 0				

RPI 1-25				RPI 26-50				RPI 51-100				RPI 101+ Team's RPI: 278					
RPI	S	Opponent	Score	RPI	S	Opponent	Score	RPI	S	Opponent	Score	RPI	S	Opponent	Score		
								76	A	Georgia Tech	54	80	111	H	Samford	35	54
													151	A	Southern Miss.	44	65
													162	A	Southern U.	60	59
													162	H	Southern U.	55	57
													179	A	Grambling	69	89
													180	H	Troy	59	73
													186	H	South Ala.	43	47
													220	N	Siena	57	53
													241	H	Texas Southern	57	51
													262	N	Tennessee St.	64	74
													279	H	Prairie View	65	54
													293	H	Savannah St.	49	60
													300	A	Jackson St.	69	70
													312	A	Alcorn	52	51
													312	H	Alcorn	64	51
													342	A	Ark.-Pine Bluff	68	53
													342	H	Ark.-Pine Bluff	72	63
													346	A	Alabama A&M	77	63
													346	H	Alabama A&M	86	50
													348	A	Mississippi Val.	79	51
													348	H	Mississippi Val.	100	50
LAST 12 Division I GAMES:																	
				312	H	Alcorn	64	51					241	H	Texas Southern	57	51
				162	H	Southern U.	55	57					312	A	Alcorn	52	51
				346	A	Alabama A&M	77	63					162	A	Southern U.	60	59
				342	A	Ark.-Pine Bluff	68	53					346	H	Alabama A&M	86	50
				348	A	Mississippi Val.	79	51					342	H	Ark.-Pine Bluff	72	63
				279	H	Prairie View	65	54					348	H	Mississippi Val.	100	50

Non-Div I Games: Mobile 71 56

Alabama St.

■ Loss,
 ■ Non-Conf,
 ■ S Site,
 ■ Home
 ■ Away
 N Neutral

Average RPI Win:	215	WON-LOST	WINNING	LAST 10	STRENGTH OF	OPP. STRENGTH	TEAM	ADJ.	CONF.	ADJ CONF.
Average RPI Loss:	51	RECORD	PCT. RANK	GAMES	SCHEDULE	OF SCHEDULE	RPI	RPI	RPI	RPI
DIV. I ONLY	22- 4	21	9- 1	182	184	47	47	15	15	
DIV. I NON-CONF.	9- 3	69	0- 0	218	111	66	66	18	18	
TOTALS	RPI 1-25	RPI 26-50	W-L RECORDS	RPI 51-100	RPI 101-150	RPI 150+				
22- 4	0- 1	0- 1	OVERALL	2- 2	2- 0	18- 0				
9- 0	0- 0	0- 0	HOME	1- 0	1- 0	7- 0				
11- 4	0- 1	0- 1	AWAY	0- 2	1- 0	10- 0				
2- 0	0- 0	0- 0	NEUTRAL	1- 0	0- 0	1- 0				
9- 3	0- 1	0- 1	NON-CONFERENCE	1- 1	0- 0	8- 0				
3- 0	0- 0	0- 0	HOME	0- 0	0- 0	3- 0				
4- 3	0- 1	0- 1	AWAY	0- 1	0- 0	4- 0				
2- 0	0- 0	0- 0	NEUTRAL	1- 0	0- 0	1- 0				
13- 1	0- 0	0- 0	CONFERENCE	1- 1	2- 0	10- 0				
6- 0	0- 0	0- 0	HOME	1- 0	1- 0	4- 0				
7- 1	0- 0	0- 0	AWAY	0- 1	1- 0	6- 0				
0- 0	0- 0	0- 0	NEUTRAL	0- 0	0- 0	0- 0				

RPI	S	Opponent	Score	RPI	S	Opponent	Score	RPI	S	Opponent	Score	RPI	S	Opponent	Score
24	A	Tennessee	55 63	43	A	Southern California	67 68	66	A	Army West Point	62 65	144	A	Stony Brook	62 49
								71	A	Maine	53 65	144	H	Stony Brook	73 54
								71	H	Maine	64 59	157	A	UMBC	77 42
								99	N	Toledo	63 55	157	H	UMBC	63 39
												163	H	Yale	74 70
												187	N	UC Davis	80 70
												199	A	Fairfield	62 50
												209	A	Rhode Island	67 58
												216	A	Hartford	78 41
												220	A	Siena	61 42
												238	A	New Hampshire	78 52
												238	H	New Hampshire	85 48
												246	A	Binghamton	59 47
												246	H	Binghamton	64 58
												263	H	Providence	71 58
												267	H	Pepperdine	64 49
												296	A	Vermont	75 40
												296	H	Vermont	72 43
												321	A	UMass Lowell	85 55
												345	A	Boston U.	83 43
LAST 12 Division I GAMES:															
144	A	Stony Brook	62 49	216	A	Hartford	78 41								
71	A	Maine	53 65	321	A	UMass Lowell	85 55								
238	H	New Hampshire	85 48	144	H	Stony Brook	73 54								
246	H	Binghamton	64 58	246	A	Binghamton	59 47								
296	A	Vermont	75 40	71	H	Maine	64 59								
157	H	UMBC	63 39	238	A	New Hampshire	78 52								

Non-Div I Games:

Albany (NY)

■ Loss,
■ Non-Conf,
■ S Site,
■ Home
■ A Away
N Neutral

Average RPI Win: 318	WON-LOST	WINNING	LAST 10	STRENGTH OF	OPP. STRENGTH	TEAM	ADJ.	CONF.	ADJ CONF.
Average RPI Loss: 203	RECORD	PCT. RANK	GAMES	SCHEDULE	OF SCHEDULE	RPI	RPI	RPI	RPI
DIV. I ONLY	6- 17	290	5- 5	314	341	312	312	32	32
DIV. I NON-CONF.	0- 8	338	0- 0	62	167	295	295	31	31
TOTALS	RPI 1-25	RPI 26-50	W-L RECORDS	RPI 51-100	RPI 101-150	RPI 150+			
6- 17	0- 0	0- 1	OVERALL	0- 1	0- 3	6- 12			
3- 3	0- 0	0- 0	HOME	0- 0	0- 0	3- 3			
3- 14	0- 0	0- 0	AWAY	0- 0	0- 2	3- 6			
0- 0	0- 0	0- 0	NEUTRAL	0- 0	0- 0	0- 0			
0- 8	0- 0	0- 1	NON-CONFERENCE	0- 1	0- 3	0- 3			
0- 0	0- 0	0- 0	HOME	0- 0	0- 0	0- 0			
0- 8	0- 0	0- 1	AWAY	0- 1	0- 3	0- 3			
0- 0	0- 0	0- 0	NEUTRAL	0- 0	0- 0	0- 0			
6- 9	0- 0	0- 0	CONFERENCE	0- 0	0- 0	6- 9			
3- 3	0- 0	0- 0	HOME	0- 0	0- 0	3- 3			
3- 6	0- 0	0- 0	AWAY	0- 0	0- 0	3- 6			
0- 0	0- 0	0- 0	NEUTRAL	0- 0	0- 0	0- 0			

RPI S	Opponent	Score	RPI S	Opponent	Score	RPI S	Opponent	Score	RPI S	Opponent	Score	Team's RPI: 312
41	A Arkansas St.	50 82	98	A Iowa St.	41 91	109	A Central Ark.	35 58	114	A Northwestern	47 91	
						127	A La.-Lafayette	61 73	156	A Alabama	50 97	
						162	A Southern U.	57 66	165	A East Carolina	58 87	
						179	A Grambling	70 66	179	H Grambling	76 85	
						241	A Texas Southern	39 68	278	A Alabama St.	51 64	
						278	H Alabama St.	51 52	279	A Prairie View	54 58	
						290	A Jacksonville St.	65 67	300	A Jackson St.	65 79	
						300	H Jackson St.	66 73	342	A Ark.-Pine Bluff	69 71	
						342	H Ark.-Pine Bluff	81 53	346	A Alabama A&M	81 64	
						346	H Alabama A&M	68 52	348	A Mississippi Val.	81 66	
						348	H Mississippi Val.	75 39				
LAST 12 Division I GAMES:												
278	A Alabama St.	51 64	162	A Southern U.	57 66							
346	A Alabama A&M	81 64	278	H Alabama St.	51 52							
342	H Ark.-Pine Bluff	81 53	346	H Alabama A&M	68 52							
348	H Mississippi Val.	75 39	342	A Ark.-Pine Bluff	69 71							
179	A Grambling	70 66	348	A Mississippi Val.	81 66							
300	A Jackson St.	65 79	179	H Grambling	76 85							

Non-Div I Games: Mt. Mercy 60 56 Delta St. 66 57

Alcorn

Loss, Non-Conf, S Site, H Home A Away N Neutral

Average RPI Win:	272	WON-LOST	WINNING	LAST 10	STRENGTH OF	OPP. STRENGTH	TEAM	ADJ.	CONF.	ADJ CONF.
Average RPI Loss:	156	RECORD	PCT. RANK	GAMES	SCHEDULE	OF SCHEDULE	RPI	RPI	RPI	RPI
DIV. I ONLY	6- 20	304	2- 8	140	277	272	272	27	27	
DIV. I NON-CONF.	2- 9	296	0- 0	23	151	201	201	27	27	
TOTALS	RPI 1-25	RPI 26-50	W-L RECORDS	RPI 51-100	RPI 101-150	RPI 150+				
6- 20	0- 0	0- 3	OVERALL	0- 6	0- 2	6- 9				
3- 8	0- 0	0- 0	HOME	0- 4	0- 1	3- 3				
3- 12	0- 0	0- 3	AWAY	0- 2	0- 1	3- 6				
0- 0	0- 0	0- 0	NEUTRAL	0- 0	0- 0	0- 0				
2- 9	0- 0	0- 3	NON-CONFERENCE	0- 2	0- 2	2- 2				
1- 3	0- 0	0- 0	HOME	0- 2	0- 1	1- 0				
1- 6	0- 0	0- 3	AWAY	0- 0	0- 1	1- 2				
0- 0	0- 0	0- 0	NEUTRAL	0- 0	0- 0	0- 0				
4- 11	0- 0	0- 0	CONFERENCE	0- 4	0- 0	4- 7				
2- 5	0- 0	0- 0	HOME	0- 2	0- 0	2- 3				
2- 6	0- 0	0- 0	AWAY	0- 2	0- 0	2- 4				
0- 0	0- 0	0- 0	NEUTRAL	0- 0	0- 0	0- 0				

RPI S	Opponent	Score	RPI S	Opponent	Score	RPI S	Opponent	Score	RPI S	Opponent	Score	Team's RPI: 272
37	A Princeton	34 72	66	A Army West Point	51 87	113	H Wake Forest	70 71				
39	A George Washington	48 78	66	H Army West Point	42 52	120	A Pittsburgh	58 76				
40	A James Madison	45 74	74	H Hofstra	51 60	157	A UMBC	46 47				
			89	A Bucknell	54 60	195	A William & Mary	51 62				
			89	H Bucknell	60 66	215	A Lehigh	59 55				
			97	H Elon	54 62	215	H Lehigh	52 61				
						226	A Dartmouth	45 41				
						231	H Manhattan	52 48				
						239	A Holy Cross	54 59				
						239	H Holy Cross	50 59				
						252	A Loyola Maryland	46 52				
						307	A Colgate	49 37				
						307	H Colgate	64 56				
						322	A Lafayette	59 63				
						322	H Lafayette	51 60				
						345	A Boston U.	59 63				
						345	H Boston U.	79 33				
LAST 12 Division I GAMES:												
239	H Holy Cross	50 59	307	H Colgate	64 56							
322	A Lafayette	59 63	239	A Holy Cross	54 59							
66	A Army West Point	51 87	322	H Lafayette	51 60							
345	H Boston U.	79 33	66	H Army West Point	42 52							
215	H Lehigh	52 61	345	A Boston U.	59 63							
89	A Bucknell	54 60	215	A Lehigh	59 55							

Non-Div I Games:

American

■ Loss,
 ■ Non-Conf,
 ■ S Site,
 ■ H Home
 ■ A Away
 N Neutral

Average RPI Win:	210	WON-LOST	WINNING	LAST 10	STRENGTH OF	OPP. STRENGTH	TEAM	ADJ.	CONF.	ADJ CONF.
Average RPI Loss:	172	RECORD	PCT. RANK	GAMES	SCHEDULE	OF SCHEDULE	RPI	RPI	RPI	RPI
DIV. I ONLY	8- 17	271	3- 7	198	203	273	273	16	16	
DIV. I NON-CONF.	3- 6	234	0- 0	190	211	264	264	14	14	
TOTALS	RPI 1-25	RPI 26-50	W-L RECORDS	RPI 51-100	RPI 101-150	RPI 150+				
8- 17	0- 0	0- 1	OVERALL	0- 1	1- 6	7- 9				
6- 6	0- 0	0- 0	HOME	0- 0	1- 2	5- 4				
2- 9	0- 0	0- 1	AWAY	0- 0	0- 4	2- 4				
0- 2	0- 0	0- 0	NEUTRAL	0- 1	0- 0	0- 1				
3- 6	0- 0	0- 0	NON-CONFERENCE	0- 1	0- 2	3- 3				
3- 1	0- 0	0- 0	HOME	0- 0	0- 1	3- 0				
0- 3	0- 0	0- 0	AWAY	0- 0	0- 1	0- 2				
0- 2	0- 0	0- 0	NEUTRAL	0- 1	0- 0	0- 1				
5- 11	0- 0	0- 1	CONFERENCE	0- 0	1- 4	4- 6				
3- 5	0- 0	0- 0	HOME	0- 0	1- 1	2- 4				
2- 6	0- 0	0- 1	AWAY	0- 0	0- 3	2- 2				
0- 0	0- 0	0- 0	NEUTRAL	0- 0	0- 0	0- 0				

RPI 1-25			RPI 26-50			RPI 51-100			RPI 101+			Team's RPI: 273
RPI	S	Opponent	Score	RPI	S	Opponent	Score	RPI	S	Opponent	Score	
				41	A	Arkansas St.	60 83	67	N	South Dakota	60 87	
								112	H	Liberty	68 74	
								124	A	North Carolina	59 68	
								125	A	Little Rock	50 67	
								127	A	La.-Lafayette	51 60	
								127	H	La.-Lafayette	76 59	
								149	A	UT Arlington	58 65	
								149	H	UT Arlington	45 76	
								156	A	Alabama	59 93	
								159	H	ETSU	70 52	
								180	A	Troy	96 81	
								180	H	Troy	89 100	
								186	A	South Ala.	55 71	
								186	H	South Ala.	54 68	
								188	H	Richmond	73 59	
								222	A	Texas St.	76 87	
								222	H	Texas St.	90 71	
								227	H	Furman	92 78	
								228	A	Col. of Charleston	50 60	
								264	H	Georgia St.	75 80	
								280	H	Ga. Southern	50 65	
								289	A	La.-Monroe	57 54	
								289	H	La.-Monroe	64 52	
								329	N	Delaware St.	69 76	
LAST 12 Division I GAMES:												
180	H	Troy	89 100	186	A	South Ala.	55 71					
186	H	South Ala.	54 68	180	A	Troy	96 81					
149	A	UT Arlington	58 65	280	H	Ga. Southern	50 65					
222	A	Texas St.	76 87	264	H	Georgia St.	75 80					
289	H	La.-Monroe	64 52	41	A	Arkansas St.	60 83					
127	H	La.-Lafayette	76 59	125	A	Little Rock	50 67					

Non-Div I Games:

Appalachian St.

■ Loss,
 ■ Non-Conf, S Site,
 ■ Home
 ■ Away
 N Neutral

Average RPI Win:	176	WON-LOST	WINNING	LAST 10	STRENGTH OF	OPP. STRENGTH	TEAM	ADJ.	CONF.	ADJ CONF.
Average RPI Loss:	50	RECORD	PCT. RANK	GAMES	SCHEDULE	OF SCHEDULE	RPI	RPI	RPI	RPI
DIV. I ONLY	11- 17	237	0- 10	38	27	134	134	1	1	
DIV. I NON-CONF.	9- 3	69	0- 0	111	214	69	69	1	1	
TOTALS	RPI 1-25	RPI 26-50	W-L RECORDS	RPI 51-100	RPI 101-150	RPI 150+				
11- 17	0- 6	0- 3	OVERALL	3- 7	0- 0	8- 1				
8- 7	0- 3	0- 2	HOME	2- 2	0- 0	6- 0				
2- 8	0- 0	0- 0	AWAY	1- 1	0- 0	1- 0				
1- 2	0- 0	0- 0	NEUTRAL	0- 1	0- 0	1- 1				
9- 3	0- 0	0- 0	NON-CONFERENCE	2- 2	0- 0	7- 1				
6- 0	0- 0	0- 0	HOME	1- 0	0- 0	5- 0				
2- 1	0- 0	0- 0	AWAY	1- 1	0- 0	1- 0				
1- 2	0- 0	0- 0	NEUTRAL	0- 1	0- 0	1- 1				
2- 14	0- 6	0- 3	CONFERENCE	1- 5	0- 0	1- 0				
2- 7	0- 3	0- 2	HOME	1- 2	0- 0	1- 0				
0- 7	0- 3	0- 1	AWAY	0- 3	0- 0	0- 0				
0- 0	0- 0	0- 0	NEUTRAL	0- 0	0- 0	0- 0				

RPI	S	Opponent	Score	RPI	S	Opponent	Score	RPI	S	Opponent	Score	RPI	S	Opponent	Score	Team's RPI: 134
7	A	Oregon St.	43 71	32	A	Washington	47 63	60	A	Oregon	54 76	155	H	Pacific	69 56	
8	A	Arizona St.	49 61	32	H	Washington	52 74	68	N	FGCU	55 57	170	N	SMU	46 58	
8	H	Arizona St.	47 62	43	H	Southern California	57 67	73	A	Washington St.	46 67	172	H	Louisiana Tech	77 67	
9	H	UCLA	39 73					73	H	Washington St.	61 62	176	H	Colorado	63 52	
10	A	Stanford	58 82					77	A	San Diego	54 59	184	H	George Mason	68 60	
10	H	Stanford	34 59					78	H	Utah	55 60	191	N	Gardner-Webb	79 60	
								93	H	New Mexico St.	68 64	217	H	Kansas	67 52	
								95	A	California	56 75	224	A	North Texas	51 44	
								95	H	California	57 52	333	H	Howard	65 28	
								99	A	Toledo	62 59					
LAST 12 Division I GAMES:																
73	H	Washington St.	61 62	60	A	Oregon	54 76									
32	H	Washington	52 74	7	A	Oregon St.	43 71									
95	A	California	56 75	8	H	Arizona St.	47 62									
10	A	Stanford	58 82	8	A	Arizona St.	49 61									
9	H	UCLA	39 73	176	H	Colorado	63 52									
43	H	Southern California	57 67	78	H	Utah	55 60									

Non-Div I Games:

Arizona

■ Loss,
 ■ Non-Conf,
 ■ S Site,
 ■ H Home
 ■ A Away
 N Neutral

Average RPI Win:	102	WON-LOST	WINNING	LAST 10	STRENGTH OF	OPP. STRENGTH	TEAM	ADJ.	CONF.	ADJ CONF.
Average RPI Loss:	26	RECORD	PCT. RANK	GAMES	SCHEDULE	OF SCHEDULE	RPI	RPI	RPI	RPI
DIV. I ONLY	24- 4	16	9- 1	14	7	8	8	1	1	
DIV. I NON-CONF.	9- 3	69	0- 0	30	30	33	33	1	1	
TOTALS	RPI 1-25	RPI 26-50	W-L RECORDS	RPI 51-100	RPI 101-150	RPI 150+				
24- 4	5- 3	3- 0	OVERALL	7- 1	3- 0	6- 0				
13- 2	3- 1	2- 0	HOME	4- 1	1- 0	3- 0				
10- 1	2- 1	1- 0	AWAY	3- 0	2- 0	2- 0				
1- 1	0- 1	0- 0	NEUTRAL	0- 0	0- 0	1- 0				
9- 3	2- 2	0- 0	NON-CONFERENCE	1- 1	1- 0	5- 0				
4- 2	1- 1	0- 0	HOME	1- 1	0- 0	2- 0				
4- 0	1- 0	0- 0	AWAY	0- 0	1- 0	2- 0				
1- 1	0- 1	0- 0	NEUTRAL	0- 0	0- 0	1- 0				
15- 1	3- 1	3- 0	CONFERENCE	6- 0	2- 0	1- 0				
9- 0	2- 0	2- 0	HOME	3- 0	1- 0	1- 0				
6- 1	1- 1	1- 0	AWAY	3- 0	1- 0	0- 0				
0- 0	0- 0	0- 0	NEUTRAL	0- 0	0- 0	0- 0				

RPI 1-25				Team's RPI: 8		RPI 26-50				RPI 51-100				RPI 101+								
RPI	S	Opponent	Score			RPI	S	Opponent	Score			RPI	S	Opponent	Score			RPI	S	Opponent	Score	
2	N	South Carolina	58	60		32	A	Washington	68	61		60	A	Oregon	63	58		119	A	Hawaii	75	49
7	A	Oregon St.	44	67		32	H	Washington	77	57		73	A	Washington St.	63	45		134	A	Arizona	62	47
9	H	UCLA	65	61		43	H	Southern California	69	68		73	H	Washington St.	61	39		134	H	Arizona	61	49
10	A	Stanford	63	61								78	H	Utah	80	60		170	A	SMU	64	57
10	H	Stanford	49	31								80	H	VCU	48	57		176	H	Colorado	64	37
14	H	Kentucky	64	68								88	H	Marquette	90	80		216	A	Hartford	60	29
16	A	Syracuse	61	54								95	A	California	64	49		234	H	Columbia	70	49
17	H	Florida St.	68	56								95	H	California	57	49		240	N	CSU Bakersfield	60	47
																		301	H	CSUN	69	46
LAST 12 Division I GAMES:																						
32	H	Washington	77	57		7	A	Oregon St.	44	67												
73	H	Washington St.	61	39		60	A	Oregon	63	58												
10	A	Stanford	63	61		134	A	Arizona	62	47												
95	A	California	64	49		134	H	Arizona	61	49												
43	H	Southern California	69	68		78	H	Utah	80	60												
9	H	UCLA	65	61		176	H	Colorado	64	37												

Non-Div I Games:

Arizona St.

■ Loss,
 ■ Non-Conf, S Site,
 ■ Home
 ■ Away
 N Neutral

Average RPI Win:	284	WON-LOST	WINNING	LAST 10	STRENGTH OF	OPP. STRENGTH	TEAM	ADJ.	CONF.	ADJ CONF.
Average RPI Loss:	205	RECORD	PCT. RANK	GAMES	SCHEDULE	OF SCHEDULE	RPI	RPI	RPI	RPI
DIV. I ONLY	4- 18	318	3- 7	298	327	342	342	32	32	
DIV. I NON-CONF.	0- 7	338	0- 0	128	12	304	304	31	31	
TOTALS	RPI 1-25	RPI 26-50	W-L RECORDS	RPI 51-100	RPI 101-150	RPI 150+				
4- 18	0- 0	0- 1	OVERALL	0- 3	0- 2	4- 12				
4- 4	0- 0	0- 0	HOME	0- 0	0- 0	4- 4				
0- 14	0- 0	0- 1	AWAY	0- 1	0- 2	0- 2				
0- 0	0- 0	0- 0	NEUTRAL	0- 0	0- 0	0- 0				
0- 7	0- 0	0- 1	NON-CONFERENCE	0- 3	0- 2	0- 1				
0- 0	0- 0	0- 0	HOME	0- 0	0- 0	0- 0				
0- 7	0- 0	0- 1	AWAY	0- 3	0- 2	0- 1				
0- 0	0- 0	0- 0	NEUTRAL	0- 0	0- 0	0- 0				
4- 11	0- 0	0- 0	CONFERENCE	0- 0	0- 0	4- 11				
4- 4	0- 0	0- 0	HOME	0- 0	0- 0	4- 4				
0- 7	0- 0	0- 0	AWAY	0- 0	0- 0	0- 7				
0- 0	0- 0	0- 0	NEUTRAL	0- 0	0- 0	0- 0				

RPI 1-25				RPI 26-50				RPI 51-100				RPI 101+				Team's RPI: 342
RPI	S	Opponent	Score	RPI	S	Opponent	Score	RPI	S	Opponent	Score	RPI	S	Opponent	Score	
				27	A	Missouri	34 85	82	A	Nebraska	46 96	142	A	Texas Tech	40 84	
								98	A	Iowa St.	41 70	146	A	UAB	32 82	
								99	A	Toledo	47 74	162	A	Southern U.	70 74	
												162	H	Southern U.	61 78	
												166	A	Ole Miss	45 80	
												179	H	Grambling	83 68	
												241	A	Texas Southern	30 57	
												241	H	Texas Southern	51 57	
												278	A	Alabama St.	63 72	
												278	H	Alabama St.	53 68	
												279	A	Prairie View	55 70	
												279	H	Prairie View	66 70	
												300	H	Jackson St.	71 66	
												312	A	Alcorn	53 81	
												312	H	Alcorn	71 69	
												346	A	Alabama A&M	70 78	
												346	H	Alabama A&M	69 60	
												348	A	Mississippi Val.	60 62	
LAST 12 Division I GAMES:																
				241	H	Texas Southern	51 57	300	H	Jackson St.	71 66					
				279	H	Prairie View	66 70	179	H	Grambling	83 68					
				312	A	Alcorn	53 81	241	A	Texas Southern	30 57					
				162	A	Southern U.	70 74	279	A	Prairie View	55 70					
				278	H	Alabama St.	53 68	312	H	Alcorn	71 69					
				346	H	Alabama A&M	69 60	162	H	Southern U.	61 78					

Non-Div I Games: Talladega 73 83 Philander Smith 63 51 Tougaloo 65 51 Talladega 68 55 Ark.-Pine Bluff

Arkansas

Through Games Of Feb. 23, 2016

Average RPI Win:	164	WON-LOST	WINNING	LAST 10	STRENGTH OF	OPP. STRENGTH	TEAM	ADJ.	CONF.	ADJ CONF.
Average RPI Loss:	58	RECORD	PCT. RANK	GAMES	SCHEDULE	OF SCHEDULE	RPI	RPI	RPI	RPI
DIV. I ONLY	11- 16	229	4- 6	28	32	132	132	2	2	
DIV. I NON-CONF.	5- 8	209	0- 0	199	125	249	249	2	2	
<hr/>										
TOTALS	RPI 1-25	RPI 26-50	W-L RECORDS	RPI 51-100	RPI 101-150	RPI 150+				
11- 16	2- 6	1- 3	OVERALL	1- 4	2- 1	5- 2				
10- 4	2- 1	1- 1	HOME	1- 1	1- 0	5- 1				
1- 9	0- 3	0- 2	AWAY	0- 3	1- 0	0- 1				
0- 3	0- 2	0- 0	NEUTRAL	0- 0	0- 1	0- 0				
5- 8	0- 2	0- 0	NON-CONFERENCE	0- 3	1- 1	4- 2				
5- 2	0- 0	0- 0	HOME	0- 1	1- 0	4- 1				
0- 3	0- 0	0- 0	AWAY	0- 2	0- 0	0- 1				
0- 3	0- 2	0- 0	NEUTRAL	0- 0	0- 1	0- 0				
6- 8	2- 4	1- 3	CONFERENCE	1- 1	1- 0	1- 0				
5- 2	2- 1	1- 1	HOME	1- 0	0- 0	1- 0				
1- 6	0- 3	0- 2	AWAY	0- 1	1- 0	0- 0				
0- 0	0- 0	0- 0	NEUTRAL	0- 0	0- 0	0- 0				

RPI 1-25				RPI 26-50				RPI 51-100				RPI 101+ Team's RPI: 132			
RPI	S	Opponent	Score	RPI	S	Opponent	Score	RPI	S	Opponent	Score	RPI	S	Opponent	Score
2	A	South Carolina	32 85	27	A	Missouri	48 69	53	A	Rutgers	40 60	123	A	LSU	48 44
6	N	Texas	50 61	27	H	Missouri	64 52	56	A	Auburn	60 71	127	N	La.-Lafayette	59 67
7	N	Oregon St.	47 63	31	A	Mississippi St.	55 80	63	A	South Dakota St.	69 76	147	H	Oral Roberts	65 50
13	H	Texas A&M	67 61	31	H	Mississippi St.	55 65	84	H	Vanderbilt	57 56	156	H	Alabama	69 67
14	A	Kentucky	63 77					90	H	Missouri St.	54 69	183	A	Butler	57 63
21	H	Florida	66 71									192	H	Tulsa	67 74
24	A	Tennessee	57 75									237	H	Sam Houston St.	67 47
24	H	Tennessee	64 59									309	H	Southeastern La.	97 53
												335	H	New Orleans	73 41
												348	H	Mississippi Val.	86 46
<hr/>															
LAST 12 Division I GAMES:															
14	A	Kentucky	63 77	21	H	Florida	66 71								
156	H	Alabama	69 67	56	A	Auburn	60 71								
27	A	Missouri	48 69	123	A	LSU	48 44								
84	H	Vanderbilt	57 56	27	H	Missouri	64 52								
24	A	Tennessee	57 75	24	H	Tennessee	64 59								
31	H	Mississippi St.	55 65	31	A	Mississippi St.	55 80								

Non-Div I Games:

Arkansas

■ Loss,
 ■ Non-Conf,
 ■ S Site,
 ■ H Home
 ■ A Away
 N Neutral

Average RPI Win:	215	WON-LOST	WINNING	LAST 10	STRENGTH OF	OPP. STRENGTH	TEAM	ADJ.	CONF.	ADJ CONF.
Average RPI Loss:	51	RECORD	PCT. RANK	GAMES	SCHEDULE	OF SCHEDULE	RPI	RPI	RPI	RPI
DIV. I ONLY	22- 3	13	10- 0	169	205	41	41	16	16	
DIV. I NON-CONF.	6- 3	99	0- 0	103	191	57	57	14	14	
TOTALS	RPI 1-25	RPI 26-50	W-L RECORDS	RPI 51-100	RPI 101-150	RPI 150+				
22- 3	0- 1	0- 0	OVERALL	2- 2	4- 0	16- 0				
11- 0	0- 0	0- 0	HOME	0- 0	2- 0	9- 0				
11- 3	0- 1	0- 0	AWAY	2- 2	2- 0	7- 0				
0- 0	0- 0	0- 0	NEUTRAL	0- 0	0- 0	0- 0				
6- 3	0- 1	0- 0	NON-CONFERENCE	2- 2	0- 0	4- 0				
3- 0	0- 0	0- 0	HOME	0- 0	0- 0	3- 0				
3- 3	0- 1	0- 0	AWAY	2- 2	0- 0	1- 0				
0- 0	0- 0	0- 0	NEUTRAL	0- 0	0- 0	0- 0				
16- 0	0- 0	0- 0	CONFERENCE	0- 0	4- 0	12- 0				
8- 0	0- 0	0- 0	HOME	0- 0	2- 0	6- 0				
8- 0	0- 0	0- 0	AWAY	0- 0	2- 0	6- 0				
0- 0	0- 0	0- 0	NEUTRAL	0- 0	0- 0	0- 0				

RPI S	Opponent	Score	RPI S	Opponent	Score	Team's RPI: 41	RPI S	Opponent	Score	RPI S	Opponent	Score
21	A Florida	72 76					51	A Chattanooga	54 55	125	H Little Rock	66 53
							68	A FGCU	62 48	127	A La.-Lafayette	74 62
							82	A Nebraska	71 79	127	H La.-Lafayette	83 56
							87	A UT Martin	76 74	149	A UT Arlington	78 71
										180	A Troy	101 81
										180	H Troy	94 80
										186	A South Ala.	66 53
										186	H South Ala.	58 51
										222	A Texas St.	74 59
										264	A Georgia St.	85 64
										264	H Georgia St.	75 54
										270	H Austin Peay	66 55
										273	H Appalachian St.	83 60
										274	A Tennessee Tech	77 55
										280	A Ga. Southern	79 52
										280	H Ga. Southern	77 54
										287	H Wichita St.	67 40
										289	A La.-Monroe	78 64
										289	H La.-Monroe	66 43
										312	H Alcorn	82 50
LAST 12 Division I GAMES:												
264	A Georgia St.	85 64	280	H Ga. Southern	77 54							
280	A Ga. Southern	79 52	264	H Georgia St.	75 54							
289	A La.-Monroe	78 64	222	A Texas St.	74 59							
127	A La.-Lafayette	74 62	149	A UT Arlington	78 71							
180	H Troy	94 80	125	H Little Rock	66 53							
186	H South Ala.	58 51	273	H Appalachian St.	83 60							

Non-Div I Games:

Arkansas St.

Average RPI Win:	244	WON-LOST	WINNING	LAST 10	STRENGTH OF	OPP. STRENGTH	TEAM	ADJ.	CONF.	ADJ CONF.
Average RPI Loss:	71	RECORD	PCT. RANK	GAMES	SCHEDULE	OF SCHEDULE	RPI	RPI	RPI	RPI
DIV. I ONLY	22- 2	7	10- 0	292	264	66	66	27	27	
DIV. I NON-CONF.	8- 1	23	0- 0	285	228	84	84	27	27	
TOTALS	RPI 1-25	RPI 26-50	W-L RECORDS	RPI 51-100	RPI 101-150	RPI 150+				
22- 2	0- 0	1- 0	OVERALL	2- 2	0- 0	19- 0				
12- 0	0- 0	1- 0	HOME	2- 0	0- 0	9- 0				
9- 2	0- 0	0- 0	AWAY	0- 2	0- 0	9- 0				
1- 0	0- 0	0- 0	NEUTRAL	0- 0	0- 0	1- 0				
8- 1	0- 0	1- 0	NON-CONFERENCE	1- 1	0- 0	6- 0				
5- 0	0- 0	1- 0	HOME	1- 0	0- 0	3- 0				
3- 1	0- 0	0- 0	AWAY	0- 1	0- 0	3- 0				
0- 0	0- 0	0- 0	NEUTRAL	0- 0	0- 0	0- 0				
14- 1	0- 0	0- 0	CONFERENCE	1- 1	0- 0	13- 0				
7- 0	0- 0	0- 0	HOME	1- 0	0- 0	6- 0				
6- 1	0- 0	0- 0	AWAY	0- 1	0- 0	6- 0				
1- 0	0- 0	0- 0	NEUTRAL	0- 0	0- 0	1- 0				

RPI S	Opponent	Score	RPI S	Opponent	Score	RPI S	Opponent	Score	RPI S	Opponent	Score
47	H Albany (NY)	65 62	52	A Duke	61 72	163	A Yale	65 61			
			89	A Bucknell	69 79	215	H Lehigh	63 39			
			89	H Bucknell	68 63	232	A Navy	49 34			
			96	H Quinnipiac	67 57	232	N Navy	75 38			
						239	A Holy Cross	80 49			
						239	H Holy Cross	77 58			
						252	A Loyola Maryland	52 44			
						252	H Loyola Maryland	70 37			
						267	H Pepperdine	63 53			
						272	A American	52 42			
						272	H American	87 51			
						284	H Rider	57 42			
						288	H Central Conn. St.	81 52			
						307	A Colgate	78 55			
						307	H Colgate	67 55			
						322	A Lafayette	78 45			
						322	H Lafayette	84 57			
						334	A St. Francis Brooklyn	74 35			
						344	A NJIT	71 35			
LAST 12 Division I GAMES:											
232	A Navy	49 34	89	H Bucknell	68 63						
239	A Holy Cross	80 49	232	N Navy	75 38						
272	H American	87 51	239	H Holy Cross	77 58						
307	A Colgate	78 55	272	A American	52 42						
252	A Loyola Maryland	52 44	307	H Colgate	67 55						
322	H Lafayette	84 57	252	H Loyola Maryland	70 37						

Non-Div I Games: Emerson 86 47

Army West Point

Average RPI Win:	168	WON-LOST	WINNING	LAST 10	STRENGTH OF	OPP. STRENGTH	TEAM	ADJ.	CONF.	ADJ CONF.
Average RPI Loss:	41	RECORD	PCT. RANK	GAMES	SCHEDULE	OF SCHEDULE	RPI	RPI	RPI	RPI
DIV. I ONLY	18- 9	77	6- 4	78	44	56	56	2	2	
DIV. I NON-CONF.	10- 3	61	0- 0	261	143	109	109	2	2	
TOTALS	RPI 1-25	RPI 26-50	W-L RECORDS	RPI 51-100	RPI 101-150	RPI 150+				
18- 9	2- 4	0- 2	OVERALL	2- 3	4- 0	10- 0				
9- 3	2- 1	0- 1	HOME	1- 1	2- 0	4- 0				
6- 6	0- 3	0- 1	AWAY	0- 2	1- 0	5- 0				
3- 0	0- 0	0- 0	NEUTRAL	1- 0	1- 0	1- 0				
10- 3	0- 0	0- 0	NON-CONFERENCE	1- 3	2- 0	7- 0				
4- 1	0- 0	0- 0	HOME	0- 1	1- 0	3- 0				
3- 2	0- 0	0- 0	AWAY	0- 2	0- 0	3- 0				
3- 0	0- 0	0- 0	NEUTRAL	1- 0	1- 0	1- 0				
8- 6	2- 4	0- 2	CONFERENCE	1- 0	2- 0	3- 0				
5- 2	2- 1	0- 1	HOME	1- 0	1- 0	1- 0				
3- 4	0- 3	0- 1	AWAY	0- 0	1- 0	2- 0				
0- 0	0- 0	0- 0	NEUTRAL	0- 0	0- 0	0- 0				

RPI 1-25				RPI 26-50				RPI 51-100 Team's RPI: 56				RPI 101+			
RPI	S	Opponent	Score	RPI	S	Opponent	Score	RPI	S	Opponent	Score	RPI	S	Opponent	Score
2	H	South Carolina	58 74	27	H	Missouri	55 69	68	A	FGCU	45 52	123	A	LSU	63 53
14	A	Kentucky	47 54	31	A	Mississippi St.	45 60	79	N	Minnesota	81 79	132	H	Arkansas	71 60
14	H	Kentucky	66 61					84	H	Vanderbilt	53 45	145	N	Boise St.	55 53
20	A	Georgia	30 63					88	A	Marquette	69 70	146	H	UAB	85 71
21	H	Florida	80 58					92	H	Virginia	52 69	156	A	Alabama	59 55
24	A	Tennessee	52 79									156	H	Alabama	72 59
												165	H	East Carolina	83 69
												166	A	Ole Miss	65 60
												184	H	George Mason	88 59
												254	N	Coppin St.	69 54
												281	A	Towson	74 52
												293	A	Savannah St.	62 40
												309	A	Southeastern La.	80 68
												318	H	Winthrop	76 33
LAST 12 Division I GAMES:															
27	H	Missouri	55 69	20	A	Georgia	30 63								
21	H	Florida	80 58	132	H	Arkansas	71 60								
166	A	Ole Miss	65 60	2	H	South Carolina	58 74								
156	A	Alabama	59 55	14	A	Kentucky	47 54								
84	H	Vanderbilt	53 45	156	H	Alabama	72 59								
123	A	LSU	63 53	24	A	Tennessee	52 79								

Non-Div I Games:

Auburn

■ Loss,
 ■ Non-Conf, S Site,
 ■ Home
 ■ Away
 N Neutral

Average RPI Win: 250	WON-LOST	WINNING	LAST 10	STRENGTH OF	OPP. STRENGTH	TEAM	ADJ.	CONF.	ADJ CONF.
Average RPI Loss: 151	RECORD	PCT. RANK	GAMES	SCHEDULE	OF SCHEDULE	RPI	RPI	RPI	RPI
DIV. I ONLY	7- 19	285	4- 6	158	214	270	270	24	24
DIV. I NON-CONF.	0- 11	338	0- 0	36	95	275	275	24	24
TOTALS	RPI 1-25	RPI 26-50	W-L RECORDS	RPI 51-100	RPI 101-150	RPI 150+			
7- 19	0- 0	0- 3	OVERALL	1- 6	0- 1	6- 9			
6- 3	0- 0	0- 0	HOME	1- 2	0- 0	5- 1			
1- 15	0- 0	0- 2	AWAY	0- 4	0- 1	1- 8			
0- 1	0- 0	0- 1	NEUTRAL	0- 0	0- 0	0- 0			
0- 11	0- 0	0- 3	NON-CONFERENCE	0- 4	0- 1	0- 3			
0- 2	0- 0	0- 0	HOME	0- 2	0- 0	0- 0			
0- 8	0- 0	0- 2	AWAY	0- 2	0- 1	0- 3			
0- 1	0- 0	0- 1	NEUTRAL	0- 0	0- 0	0- 0			
7- 8	0- 0	0- 0	CONFERENCE	1- 2	0- 0	6- 6			
6- 1	0- 0	0- 0	HOME	1- 0	0- 0	5- 1			
1- 7	0- 0	0- 0	AWAY	0- 2	0- 0	1- 5			
0- 0	0- 0	0- 0	NEUTRAL	0- 0	0- 0	0- 0			

RPI 1-25				RPI 26-50				RPI 51-100				RPI 101+				Team's RPI: 270	
RPI	S	Opponent	Score	RPI	S	Opponent	Score	RPI	S	Opponent	Score	RPI	S	Opponent	Score		
				41	A	Arkansas St.	55 66	70	H	Middle Tenn.	55 86	101	A	Wright St.	56 77		
				46	N	Indiana	58 90	72	A	Ball St.	44 72	159	A	ETSU	76 80		
				49	A	Western Ky.	69 88	84	A	Vanderbilt	56 73	164	A	SIUE	75 94		
								87	A	UT Martin	51 75	164	H	SIUE	61 72		
								87	H	UT Martin	80 70	184	H	Eastern Ky.	94 66		
								95	H	California	58 67	205	A	Southeast Mo. St.	69 71		
								100	A	Belmont	82 88	262	A	Tennessee St.	58 66		
												266	A	Miami (OH)	60 75		
												271	A	Murray St.	72 75		
												271	H	Murray St.	81 72		
												274	H	Tennessee Tech	91 75		
												290	H	Jacksonville St.	61 59		
												293	A	Kennesaw St.	65 73		
												306	A	Morehead St.	96 75		
												339	A	Eastern Ill.	56 64		
												339	H	Eastern Ill.	80 45		
LAST 12 Division I GAMES:																	
				271	H	Murray St.	81 72	205	A	Southeast Mo. St.	69 71						
				164	A	SIUE	75 94	164	H	SIUE	61 72						
				87	H	UT Martin	80 70	339	H	Eastern Ill.	80 45						
				339	A	Eastern Ill.	56 64	306	A	Morehead St.	96 75						
				271	A	Murray St.	72 75	100	A	Belmont	82 88						
				87	A	UT Martin	51 75	262	A	Tennessee St.	58 66						

Non-Div I Games: Trevecca Nazarene 97 75 Christian Bros. 74 55

Austin Peay

■ Loss,
 ■ Non-Conf, S Site,
 ■ Home
 ■ Away
 N Neutral

BYU				STRENGTH OF SCHEDULE	OPP. STRENGTH OF SCHEDULE	TEAM RPI	ADJ. RPI	CONF. RPI	ADJ CONF. RPI
Average RPI Win:	145	WON-LOST RECORD	WINNING PCT. RANK						
Average RPI Loss:	44		LAST 10 GAMES						
DIV. I ONLY	22- 4	21	10- 0	27	95	12	12	8	8
DIV. I NON-CONF.	7- 3	91	0- 0	15	49	15	15	9	9

TOTALS	RPI 1-25	RPI 26-50		W-L RECORDS	RPI 51-100	RPI 101-150		RPI 150+	
22- 4	1- 1	0- 2		OVERALL	6- 1	5- 0		10- 0	
12- 0	0- 0	0- 0		HOME	4- 0	2- 0		6- 0	
7- 3	0- 0	0- 2		AWAY	2- 1	1- 0		4- 0	
3- 1	1- 1	0- 0		NEUTRAL	0- 0	2- 0		0- 0	
7- 3	1- 1	0- 2		NON-CONFERENCE	1- 0	2- 0		3- 0	
3- 0	0- 0	0- 0		HOME	1- 0	0- 0		2- 0	
1- 2	0- 0	0- 2		AWAY	0- 0	0- 0		1- 0	
3- 1	1- 1	0- 0		NEUTRAL	0- 0	2- 0		0- 0	
15- 1	0- 0	0- 0		CONFERENCE	5- 1	3- 0		7- 0	
9- 0	0- 0	0- 0		HOME	3- 0	2- 0		4- 0	
6- 1	0- 0	0- 0		AWAY	2- 1	1- 0		3- 0	
0- 0	0- 0	0- 0		NEUTRAL	0- 0	0- 0		0- 0	

RPI 1-25				Team's RPI: 12		RPI 26-50				RPI 51-100				RPI 101+							
RPI	S	Opponent	Score		RPI	S	Opponent	Score		RPI	S	Opponent	Score		RPI	S	Opponent	Score			
13	N	Texas A&M	72	64	34	A	Oklahoma	47	73	59	A	St. Mary's (CA)	65	44	102	A	San Francisco	66	57		
20	N	Georgia	58	66	44	A	Colorado St.	55	61	59	H	St. Mary's (CA)	65	59	102	H	San Francisco	65	62		
												64	A	Santa Clara	68	63	107	H	Gonzaga	58	54
												64	H	Santa Clara	70	63	119	N	Hawaii	67	56
												77	A	San Diego	65	78	131	N	Penn St.	63	51
												77	H	San Diego	68	60	155	A	Pacific	67	57
												78	H	Utah	73	59	155	H	Pacific	79	62
																200	A	Weber St.	68	51	
																204	H	Utah St.	81	69	
																207	H	Utah Valley	78	62	
																241	A	Loyola Marymount	82	75	
																241	H	Loyola Marymount	75	61	
																267	A	Pepperdine	77	66	
																267	H	Pepperdine	69	64	
																286	H	Portland	78	66	
LAST 12 Division I GAMES:																					
77	H	San Diego	68	60	241	A	Loyola Marymount	82	75												
64	H	Santa Clara	70	63	267	H	Pepperdine	69	64												
102	H	San Francisco	65	62	241	H	Loyola Marymount	75	61												
59	A	St. Mary's (CA)	65	44	286	H	Portland	78	66												
155	A	Pacific	67	57	107	H	Gonzaga	58	54												
267	A	Pepperdine	77	66	102	A	San Francisco	66	57												

Average RPI Win:	179	WON-LOST	WINNING	LAST 10	STRENGTH OF	OPP. STRENGTH	TEAM	ADJ.	CONF.	ADJ CONF.
Average RPI Loss:	88	RECORD	PCT. RANK	GAMES	SCHEDULE	OF SCHEDULE	RPI	RPI	RPI	RPI
DIV. I ONLY	17- 7	67	7- 3	108	114	72	72	11	11	
DIV. I NON-CONF.	7- 3	91	0- 0	216	70	98	98	13	13	
TOTALS	RPI 1-25	RPI 26-50	W-L RECORDS	RPI 51-100	RPI 101-150	RPI 150+				
17- 7	0- 1	1- 2	OVERALL	3- 3	5- 0	8- 1				
10- 2	0- 0	1- 1	HOME	3- 1	3- 0	3- 0				
6- 4	0- 0	0- 1	AWAY	0- 0	2- 0	4- 0				
1- 1	0- 1	0- 0	NEUTRAL	0- 0	0- 0	1- 0				
7- 3	0- 1	1- 0	NON-CONFERENCE	1- 2	0- 0	5- 0				
4- 0	0- 0	1- 0	HOME	1- 0	0- 0	2- 0				
2- 2	0- 0	0- 0	AWAY	0- 2	0- 0	2- 0				
1- 1	0- 1	0- 0	NEUTRAL	0- 0	0- 0	1- 0				
10- 4	0- 0	0- 2	CONFERENCE	2- 1	5- 0	3- 1				
6- 2	0- 0	0- 1	HOME	2- 1	3- 0	1- 0				
4- 2	0- 0	0- 1	AWAY	0- 0	2- 0	2- 1				
0- 0	0- 0	0- 0	NEUTRAL	0- 0	0- 0	0- 0				

RPI 1-25				RPI 26-50				RPI 51-100				Team's RPI: 72	RPI 101+			
RPI	S	Opponent	Score	RPI	S	Opponent	Score	RPI	S	Opponent	Score		RPI	S	Opponent	Score
21	N	Florida	79 85	29	A	Ohio	48 73	57	A	Purdue	63 73		116	A	Western Mich.	77 53
				29	H	Ohio	67 68	58	H	Saint Louis	79 70		116	H	Western Mich.	60 54
				49	H	Western Ky.	74 60	75	A	Charlotte	66 72		129	H	Akron	78 71
								83	H	Central Mich.	65 74		138	A	Buffalo	59 57
								91	H	Eastern Mich.	76 54		138	H	Buffalo	68 63
								99	H	Toledo	75 69		183	H	Butler	58 50
													221	N	Massachusetts	81 54
													253	A	Bowling Green	67 56
													261	A	Northern Ill.	73 57
													266	H	Miami (OH)	66 41
													270	H	Austin Peay	72 44
													324	A	Kent St.	50 59
													326	A	Evansville	73 53
													331	A	Lipscomb	72 60
LAST 12 Division I GAMES:																
				116	H	Western Mich.	60 54	29	H	Ohio	67 68					
				261	A	Northern Ill.	73 57	116	A	Western Mich.	77 53					
				324	A	Kent St.	50 59	91	H	Eastern Mich.	76 54					
				83	H	Central Mich.	65 74	253	A	Bowling Green	67 56					
				138	A	Buffalo	59 57	138	H	Buffalo	68 63					
				129	H	Akron	78 71	266	H	Miami (OH)	66 41					

Non-Div I Games: Ohio Valley 94 45

Ball St.

■ Loss,
 ■ Non-Conf, S Site,
 ■ Home
 ■ Away
 N Neutral

Average RPI Win:	99	WON-LOST	WINNING	LAST 10	STRENGTH OF	OPP. STRENGTH	TEAM	ADJ.	CONF.	ADJ CONF.
Average RPI Loss:	19	RECORD	PCT. RANK	GAMES	SCHEDULE	OF SCHEDULE	RPI	RPI	RPI	RPI
DIV. I ONLY	28- 1	2	10- 0	17	17	3	3	3	3	3
DIV. I NON-CONF.	13- 0	1	0- 0	29	45	3	3	3	3	3
TOTALS	RPI 1-25	RPI 26-50	W-L RECORDS	RPI 51-100	RPI 101-150	RPI 150+				
28- 1	4- 1	8- 0	OVERALL	4- 0	5- 0	7- 0				
17- 0	2- 0	4- 0	HOME	2- 0	4- 0	5- 0				
7- 1	1- 1	2- 0	AWAY	2- 0	1- 0	1- 0				
4- 0	1- 0	2- 0	NEUTRAL	0- 0	0- 0	1- 0				
13- 0	2- 0	3- 0	NON-CONFERENCE	0- 0	3- 0	5- 0				
9- 0	1- 0	1- 0	HOME	0- 0	3- 0	4- 0				
0- 0	0- 0	0- 0	AWAY	0- 0	0- 0	0- 0				
4- 0	1- 0	2- 0	NEUTRAL	0- 0	0- 0	1- 0				
15- 1	2- 1	5- 0	CONFERENCE	4- 0	2- 0	2- 0				
8- 0	1- 0	3- 0	HOME	2- 0	1- 0	1- 0				
7- 1	1- 1	2- 0	AWAY	2- 0	1- 0	1- 0				
0- 0	0- 0	0- 0	NEUTRAL	0- 0	0- 0	0- 0				

RPI	S	Opponent	Score	RPI	S	Opponent	Score	RPI	S	Opponent	Score	RPI	S	Opponent	Score
6	A	Texas	80 67	26	N	Miami (FL)	88 81	86	A	TCU	81 75	128	H	Northwestern St.	86 44
19	A	Oklahoma St.	45 52	34	A	Oklahoma	78 70	86	H	TCU	72 55	142	A	Texas Tech	66 36
19	H	Oklahoma St.	66 41	34	H	Oklahoma	78 68	98	A	Iowa St.	77 61	142	H	Texas Tech	69 43
22	H	DePaul	86 72	35	H	South Fla.	66 63	98	H	Iowa St.	78 41	147	H	Oral Roberts	97 39
23	N	Michigan St.	84 76	38	A	West Virginia	71 61					149	H	UT Arlington	62 20
				38	H	West Virginia	69 64					151	H	Southern Miss.	97 42
				40	N	James Madison	77 63					161	H	McNeese St.	105 46
				48	H	Kansas St.	87 52					179	H	Grambling	96 42
												196	N	Cincinnati	72 34
												217	A	Kansas	58 40
												217	H	Kansas	81 49
												223	H	Rice	89 38
LAST 12 Division I GAMES:															
34	A	Oklahoma	78 70	48	H	Kansas St.	87 52								
98	H	Iowa St.	78 41	38	A	West Virginia	71 61								
19	H	Oklahoma St.	66 41	142	H	Texas Tech	69 43								
142	A	Texas Tech	66 36	98	A	Iowa St.	77 61								
86	A	TCU	81 75	6	A	Texas	80 67								
217	H	Kansas	81 49	38	H	West Virginia	69 64								

Non-Div I Games:

Baylor

Belmont

Through Games Of Feb. 23, 2016

Average RPI Win:	262	WON-LOST	WINNING	LAST 10	STRENGTH OF	OPP. STRENGTH	TEAM	ADJ.	CONF.	ADJ CONF.
Average RPI Loss:	89	RECORD	PCT. RANK	GAMES	SCHEDULE	OF SCHEDULE	RPI	RPI	RPI	RPI
DIV. I ONLY	17- 8	73	9- 1	232	239	100	100	24	24	
DIV. I NON-CONF.	6- 5	146	0- 0	91	144	85	85	24	24	
TOTALS	RPI 1-25	RPI 26-50	W-L RECORDS	RPI 51-100	RPI 101-150	RPI 150+				
17- 8	0- 1	0- 2	OVERALL	0- 2	2- 1	15- 2				
11- 0	0- 0	0- 0	HOME	0- 0	1- 0	10- 0				
6- 8	0- 1	0- 2	AWAY	0- 2	1- 1	5- 2				
0- 0	0- 0	0- 0	NEUTRAL	0- 0	0- 0	0- 0				
6- 5	0- 1	0- 2	NON-CONFERENCE	0- 1	2- 1	4- 0				
3- 0	0- 0	0- 0	HOME	0- 0	1- 0	2- 0				
3- 5	0- 1	0- 2	AWAY	0- 1	1- 1	2- 0				
0- 0	0- 0	0- 0	NEUTRAL	0- 0	0- 0	0- 0				
11- 3	0- 0	0- 0	CONFERENCE	0- 1	0- 0	11- 2				
8- 0	0- 0	0- 0	HOME	0- 0	0- 0	8- 0				
3- 3	0- 0	0- 0	AWAY	0- 1	0- 0	3- 2				
0- 0	0- 0	0- 0	NEUTRAL	0- 0	0- 0	0- 0				

RPI S	Opponent	Score	RPI S	Opponent	Score	RPI S	Opponent	Score	RPI S	Opponent	Score
5	A Ohio St.	56 84	28	A Green Bay	62 66	51	A Chattanooga	53 62	113	A Wake Forest	78 64
			49	A Western Ky.	65 80	87	A UT Martin	79 81	126	A IUPUI	59 62
									146	H UAB	63 62
									164	A SIUE	60 73
									180	H Troy	102 93
									184	H Eastern Ky.	72 61
									205	A Southeast Mo. St.	74 81
									262	H Tennessee St.	80 65
									270	H Austin Peay	88 82
									271	H Murray St.	87 61
									274	A Tennessee Tech	80 79
									274	H Tennessee Tech	70 49
									277	H Cleveland St.	76 58
									290	A Jacksonville St.	44 32
									290	H Jacksonville St.	56 42
									306	A Morehead St.	89 74
									306	H Morehead St.	99 71
									331	A Lipscomb	90 68
									339	H Eastern Ill.	89 61
									346	A Alabama A&M	78 28
LAST 12 Division I GAMES:											
274	H	Tennessee Tech	70	49	274	A	Tennessee Tech	80	79		
87	A	UT Martin	79	81	262	H	Tennessee St.	80	65		
306	A	Morehead St.	89	74	290	A	Jacksonville St.	44	32		
290	H	Jacksonville St.	56	42	270	H	Austin Peay	88	82		
184	H	Eastern Ky.	72	61	271	H	Murray St.	87	61		
306	H	Morehead St.	99	71	339	H	Eastern Ill.	89	61		

Non-Div I Games: Young Harris 80 31 Trevecca Nazarene 86 59

Belmont

Loss, Non-Conf, S Site, H Home A Away N Neutral

Average RPI Win:	307	WON-LOST	WINNING	LAST 10	STRENGTH OF	OPP. STRENGTH	TEAM	ADJ.	CONF.	ADJ CONF.
Average RPI Loss:	200	RECORD	PCT. RANK	GAMES	SCHEDULE	OF SCHEDULE	RPI	RPI	RPI	RPI
DIV. I ONLY	13- 11	147	7- 3	338	343	255	255	31	31	
DIV. I NON-CONF.	4- 7	222	0- 0	294	320	272	272	30	30	
TOTALS	RPI 1-25	RPI 26-50	W-L RECORDS	RPI 51-100	RPI 101-150	RPI 150+				
13- 11	0- 0	0- 1	OVERALL	0- 0	0- 2	13- 8				
6- 3	0- 0	0- 0	HOME	0- 0	0- 1	6- 2				
5- 6	0- 0	0- 0	AWAY	0- 0	0- 0	5- 0				
2- 2	0- 0	0- 0	NEUTRAL	0- 0	0- 0	2- 2				
4- 7	0- 0	0- 1	NON-CONFERENCE	0- 0	0- 1	4- 5				
0- 3	0- 0	0- 0	HOME	0- 0	0- 1	0- 2				
2- 2	0- 0	0- 1	AWAY	0- 0	0- 0	2- 1				
2- 2	0- 0	0- 0	NEUTRAL	0- 0	0- 0	2- 2				
9- 4	0- 0	0- 0	CONFERENCE	0- 0	0- 1	9- 3				
6- 0	0- 0	0- 0	HOME	0- 0	0- 0	6- 0				
3- 4	0- 0	0- 0	AWAY	0- 0	0- 1	3- 3				
0- 0	0- 0	0- 0	NEUTRAL	0- 0	0- 0	0- 0				

RPI 1-25				RPI 26-50				RPI 51-100				RPI 101+ Team's RPI: 255			
RPI	S	Opponent	Score	RPI	S	Opponent	Score	RPI	S	Opponent	Score	RPI	S	Opponent	Score
				26	A	Miami (FL)	47 55					141	H	Jacksonville	53 63
												150	A	Hampton	45 60
												189	A	Fla. Atlantic	60 82
												190	H	Stetson	38 62
												203	H	Brown	61 68
												229	N	Western Ill.	59 75
												235	A	N.C. A&T	55 68
												244	H	Morgan St.	63 48
												254	H	Coppin St.	69 56
												264	N	Georgia St.	61 68
												280	N	Ga. Southern	65 49
												283	A	UMES	71 76
												293	H	Savannah St.	50 44
												295	A	Florida A&M	48 53
												295	H	Florida A&M	67 60
												298	H	South Carolina St.	65 50
												311	A	Western Caro.	66 59
												325	N	LIU Brooklyn	68 55
												327	A	North Florida	53 49
												329	H	Delaware St.	66 35
												333	A	Howard	81 77
												347	A	Norfolk St.	53 45
												349	A	N.C. Central	63 46
LAST 12 Division I GAMES:															
				295	A	Florida A&M	48 53					333	A	Howard	81 77
				235	A	N.C. A&T	55 68					283	A	UMES	71 76
				349	A	N.C. Central	63 46					244	H	Morgan St.	63 48
				329	H	Delaware St.	66 35					254	H	Coppin St.	69 56
				293	H	Savannah St.	50 44					347	A	Norfolk St.	53 45
				295	H	Florida A&M	67 60					150	A	Hampton	45 60

Non-Div I Games: Warner 100 28 Edward Waters 67 48

Bethune-Cookman

Loss, Non-Conf, S Site, H Home A Away N Neutral

Binghamton

Through Games Of Feb. 23, 2016

Average RPI Win:	276	WON-LOST	WINNING	LAST 10	STRENGTH OF	OPP. STRENGTH	TEAM	ADJ.	CONF.	ADJ CONF.
Average RPI Loss:	150	RECORD	PCT. RANK	GAMES	SCHEDULE	OF SCHEDULE	RPI	RPI	RPI	RPI
DIV. I ONLY	9- 15	244	5- 5	226	242	246	246	15	15	
DIV. I NON-CONF.	2- 8	290	0- 0	242	299	305	305	18	18	
TOTALS	RPI 1-25	RPI 26-50	W-L RECORDS	RPI 51-100	RPI 101-150	RPI 150+				
9- 15	0- 0	0- 2	OVERALL	0- 3	1- 2	8- 8				
6- 3	0- 0	0- 1	HOME	0- 1	1- 0	5- 1				
3- 12	0- 0	0- 1	AWAY	0- 2	0- 2	3- 7				
0- 0	0- 0	0- 0	NEUTRAL	0- 0	0- 0	0- 0				
2- 8	0- 0	0- 0	NON-CONFERENCE	0- 2	0- 1	2- 5				
2- 0	0- 0	0- 0	HOME	0- 0	0- 0	2- 0				
0- 8	0- 0	0- 0	AWAY	0- 2	0- 1	0- 5				
0- 0	0- 0	0- 0	NEUTRAL	0- 0	0- 0	0- 0				
7- 7	0- 0	0- 2	CONFERENCE	0- 1	1- 1	6- 3				
4- 3	0- 0	0- 1	HOME	0- 1	1- 0	3- 1				
3- 4	0- 0	0- 1	AWAY	0- 0	0- 1	3- 2				
0- 0	0- 0	0- 0	NEUTRAL	0- 0	0- 0	0- 0				

RPI S	Opponent	Score	RPI S	Opponent	Score	RPI S	Opponent	Score	RPI S	Opponent	Score	Team's RPI: 246
47	A Albany (NY)	58 64	47	H Albany (NY)	47 59	62	A Michigan	62 90	144	A Stony Brook	58 64	
						71	H Maine	38 52	144	H Stony Brook	54 47	
						89	A Bucknell	46 76	148	A Xavier	55 64	
									157	A UMBC	51 62	
									174	A Cornell	57 64	
									203	A Brown	65 67	
									211	A Canisius	50 80	
									213	A Sacred Heart	60 69	
									216	A Hartford	53 47	
									216	H Hartford	39 41	
									234	A Columbia	64 71	
									238	A New Hampshire	49 64	
									238	H New Hampshire	51 50	
									296	A Vermont	57 53	
									296	H Vermont	66 52	
									307	H Colgate	63 56	
									321	A UMass Lowell	75 70	
									321	H UMass Lowell	55 52	
									344	H NJIT	54 50	
LAST 12 Division I GAMES:												
321	H UMass Lowell	55 52	71	H Maine	38 52							
296	H Vermont	66 52	157	A UMBC	51 62							
216	H Hartford	39 41	321	A UMass Lowell	75 70							
47	A Albany (NY)	58 64	296	A Vermont	57 53							
238	A New Hampshire	49 64	47	H Albany (NY)	47 59							
144	H Stony Brook	54 47	216	A Hartford	53 47							

Non-Div I Games: Cedar Crest 74 18 Misericordia 73 44 Nyack 65 33

Binghamton

Loss, Non-Conf, S Site, H Home A Away N Neutral

Average RPI Win:	237	WON-LOST	WINNING	LAST 10	STRENGTH OF	OPP. STRENGTH	TEAM	ADJ.	CONF.	ADJ CONF.
Average RPI Loss:	134	RECORD	PCT. RANK	GAMES	SCHEDULE	OF SCHEDULE	RPI	RPI	RPI	RPI
DIV. I ONLY	14- 9	106	7- 3	191	225	145	145	19	19	
DIV. I NON-CONF.	5- 4	138	0- 0	245	243	196	196	20	20	
TOTALS	RPI 1-25	RPI 26-50	W-L RECORDS	RPI 51-100	RPI 101-150	RPI 150+				
14- 9	0- 0	0- 2	OVERALL	0- 2	0- 1	14- 4				
6- 5	0- 0	0- 1	HOME	0- 1	0- 0	6- 3				
7- 3	0- 0	0- 1	AWAY	0- 0	0- 1	7- 1				
1- 1	0- 0	0- 0	NEUTRAL	0- 1	0- 0	1- 0				
5- 4	0- 0	0- 0	NON-CONFERENCE	0- 2	0- 0	5- 2				
1- 3	0- 0	0- 0	HOME	0- 1	0- 0	1- 2				
3- 0	0- 0	0- 0	AWAY	0- 0	0- 0	3- 0				
1- 1	0- 0	0- 0	NEUTRAL	0- 1	0- 0	1- 0				
9- 5	0- 0	0- 2	CONFERENCE	0- 0	0- 1	9- 2				
5- 2	0- 0	0- 1	HOME	0- 0	0- 0	5- 1				
4- 3	0- 0	0- 1	AWAY	0- 0	0- 1	4- 1				
0- 0	0- 0	0- 0	NEUTRAL	0- 0	0- 0	0- 0				

RPI 1-25			RPI 26-50			RPI 51-100			RPI 101+			Team's RPI: 145
RPI	S	Opponent	Score	RPI	S	Opponent	Score	RPI	S	Opponent	Score	
				44	A	Colorado St.	64 68	56	N	Auburn	53 55	133 A Fresno St. 57 62
				44	H	Colorado St.	51 83	73	H	Washington St.	52 57	182 A New Mexico 81 60
												182 H New Mexico 60 70
												190 N Stetson 71 65
												198 A San Jose St. 78 75
												201 A Eastern Wash. 84 79
												204 A Utah St. 63 58
												204 H Utah St. 84 78
												207 H Utah Valley 70 72
												214 H UNLV 75 56
												228 H Col. of Charleston 61 38
												233 H Idaho St. 77 80
												236 A Wyoming 58 82
												236 H Wyoming 58 49
												249 A San Diego St. 75 45
												257 A Seattle 84 66
												286 A Portland 89 49
												323 H Nevada 66 58
												343 H Air Force 61 48
LAST 12 Division I GAMES:												
				182	H	New Mexico	60 70	214	H	UNLV	75 56	
				236	A	Wyoming	58 82	236	H	Wyoming	58 49	
				44	H	Colorado St.	51 83	198	A	San Jose St.	78 75	
				343	H	Air Force	61 48	249	A	San Diego St.	75 45	
				204	A	Utah St.	63 58	323	H	Nevada	66 58	
				182	A	New Mexico	81 60	133	A	Fresno St.	57 62	

Non-Div I Games: Concordia Portland 84 77 Cal St. L.A. 58 44

Boise St.

■ Loss,
 ■ Non-Conf,
 ■ S Site,
 ■ H Home
 ■ A Away
 N Neutral

Average RPI Win:	197	WON-LOST	WINNING	LAST 10	STRENGTH OF	OPP. STRENGTH	TEAM	ADJ.	CONF.	ADJ CONF.
Average RPI Loss:	56	RECORD	PCT. RANK	GAMES	SCHEDULE	OF SCHEDULE	RPI	RPI	RPI	RPI
DIV. I ONLY	14- 13	166	2- 8	89	48	118	118	4	4	
DIV. I NON-CONF.	12- 1	9	0- 0	254	134	61	61	5	5	
TOTALS	RPI 1-25	RPI 26-50	W-L RECORDS	RPI 51-100	RPI 101-150	RPI 150+				
14- 13	0- 4	0- 3	OVERALL	3- 3	1- 3	10- 0				
8- 6	0- 2	0- 1	HOME	1- 1	1- 2	6- 0				
5- 6	0- 2	0- 1	AWAY	1- 2	0- 1	4- 0				
1- 1	0- 0	0- 1	NEUTRAL	1- 0	0- 0	0- 0				
12- 1	0- 0	0- 1	NON-CONFERENCE	3- 0	0- 0	9- 0				
7- 0	0- 0	0- 0	HOME	1- 0	0- 0	6- 0				
4- 0	0- 0	0- 0	AWAY	1- 0	0- 0	3- 0				
1- 1	0- 0	0- 1	NEUTRAL	1- 0	0- 0	0- 0				
2- 12	0- 4	0- 2	CONFERENCE	0- 3	1- 3	1- 0				
1- 6	0- 2	0- 1	HOME	0- 1	1- 2	0- 0				
1- 6	0- 2	0- 1	AWAY	0- 2	0- 1	1- 0				
0- 0	0- 0	0- 0	NEUTRAL	0- 0	0- 0	0- 0				

RPI 1-25				RPI 26-50				RPI 51-100				RPI 101+ Team's RPI: 118			
RPI	S	Opponent	Score	RPI	S	Opponent	Score	RPI	S	Opponent	Score	RPI	S	Opponent	Score
1	H	Notre Dame	50 63	26	H	Miami (FL)	62 67	52	A	Duke	51 71	113	H	Wake Forest	59 65
15	H	Louisville	45 55	34	N	Oklahoma	61 76	57	A	Purdue	58 56	117	A	Virginia Tech	33 58
16	A	Syracuse	61 62	42	A	North Carolina St.	63 74	71	H	Maine	55 48	120	H	Pittsburgh	54 43
17	A	Florida St.	42 75					76	A	Georgia Tech	56 62	124	H	North Carolina	78 86
								78	N	Utah	76 51	158	A	Northeastern	71 45
								92	H	Virginia	50 61	163	H	Yale	73 60
												216	H	Hartford	62 28
												238	H	New Hampshire	71 51
												239	H	Holy Cross	60 51
												245	H	Bryant	74 59
												248	A	Clemson	67 64
												263	A	Providence	67 41
												321	H	UMass Lowell	66 55
												345	A	Boston U.	58 37
LAST 12 Division I GAMES:															
15	H	Louisville	45 55	76	A	Georgia Tech	56 62								
248	A	Clemson	67 64	16	A	Syracuse	61 62								
92	H	Virginia	50 61	113	H	Wake Forest	59 65								
42	A	North Carolina St.	63 74	120	H	Pittsburgh	54 43								
124	H	North Carolina	78 86	52	A	Duke	51 71								
26	H	Miami (FL)	62 67	1	H	Notre Dame	50 63								

Non-Div I Games:

Boston College

■ Loss,
 ■ Non-Conf,
 ■ S Site,
 ■ H Home
 ■ A Away
 N Neutral

Average RPI Win: 270	WON-LOST	WINNING	LAST 10	STRENGTH OF	OPP. STRENGTH	TEAM	ADJ.	CONF.	ADJ CONF.
Average RPI Loss: 214	RECORD	PCT. RANK	GAMES	SCHEDULE	OF SCHEDULE	RPI	RPI	RPI	RPI
DIV. I ONLY	3- 23	339	2- 8	331	247	345	345	27	27
DIV. I NON-CONF.	0- 11	338	0- 0	300	177	349	349	27	27
TOTALS	RPI 1-25	RPI 26-50	W-L RECORDS	RPI 51-100	RPI 101-150	RPI 150+			
3- 23	0- 0	0- 1	OVERALL	0- 2	0- 2	3- 18			
2- 12	0- 0	0- 1	HOME	0- 1	0- 1	2- 9			
1- 11	0- 0	0- 0	AWAY	0- 0	0- 0	1- 4			
0- 0	0- 0	0- 0	NEUTRAL	0- 0	0- 0	0- 0			
0- 11	0- 0	0- 1	NON-CONFERENCE	0- 0	0- 2	0- 8			
0- 6	0- 0	0- 1	HOME	0- 0	0- 1	0- 4			
0- 5	0- 0	0- 0	AWAY	0- 0	0- 1	0- 4			
0- 0	0- 0	0- 0	NEUTRAL	0- 0	0- 0	0- 0			
3- 12	0- 0	0- 0	CONFERENCE	0- 2	0- 0	3- 10			
2- 6	0- 0	0- 0	HOME	0- 1	0- 0	2- 5			
1- 6	0- 0	0- 0	AWAY	0- 1	0- 0	1- 5			
0- 0	0- 0	0- 0	NEUTRAL	0- 0	0- 0	0- 0			

RPI S	Opponent	Score	RPI S	Opponent	Score	RPI S	Opponent	Score	RPI S	Opponent	Score	Team's RPI: 345
			47 H	Albany (NY)	43 83	89 A	Bucknell	56 74	103 A	Harvard	55 73	
						89 H	Bucknell	59 72	118 H	Boston College	37 58	
									158 H	Northeastern	44 77	
									171 H	Marist	54 73	
									209 H	Rhode Island	41 57	
									215 A	Lehigh	48 72	
									215 H	Lehigh	66 73	
									221 A	Massachusetts	56 73	
									226 A	Dartmouth	52 72	
									232 A	Navy	56 67	
									232 H	Navy	51 49	
									238 A	New Hampshire	52 69	
									239 H	Holy Cross	41 60	
									252 A	Loyola Maryland	54 63	
									252 H	Loyola Maryland	46 67	
									272 A	American	33 79	
									272 H	American	63 59	
									296 H	Vermont	45 60	
									307 A	Colgate	71 58	
									307 H	Colgate	63 72	
									321 A	UMass Lowell	57 70	
									322 A	Lafayette	56 71	
									322 H	Lafayette	64 71	
LAST 12 Division I GAMES:												
			89 H	Bucknell	59 72	215 A	Lehigh	48 72				
			307 A	Colgate	71 58	89 A	Bucknell	56 74				
			252 H	Loyola Maryland	46 67	307 H	Colgate	63 72				
			272 A	American	33 79	252 A	Loyola Maryland	54 63				
			322 H	Lafayette	64 71	272 H	American	63 59				
			232 H	Navy	51 49	322 A	Lafayette	56 71				

Non-Div I Games:

Boston U.

Bowling Green

Through Games Of Feb. 23, 2016

Average RPI Win:	262	WON-LOST	WINNING	LAST 10	STRENGTH OF	OPP. STRENGTH	TEAM	ADJ.	CONF.	ADJ CONF.
Average RPI Loss:	120	RECORD	PCT. RANK	GAMES	SCHEDULE	OF SCHEDULE	RPI	RPI	RPI	RPI
DIV. I ONLY	9- 14	238	4- 6	241	144	253	253	11	11	
DIV. I NON-CONF.	4- 5	193	0- 0	324	187	282	282	13	13	
TOTALS	RPI 1-25	RPI 26-50	W-L RECORDS	RPI 51-100	RPI 101-150	RPI 150+				
9- 14	0- 0	0- 1	OVERALL	1- 6	1- 4	7- 3				
5- 7	0- 0	0- 1	HOME	1- 3	0- 3	4- 0				
3- 6	0- 0	0- 0	AWAY	0- 3	0- 1	3- 2				
1- 1	0- 0	0- 0	NEUTRAL	0- 0	1- 0	0- 1				
4- 5	0- 0	0- 0	NON-CONFERENCE	0- 2	1- 0	3- 3				
3- 1	0- 0	0- 0	HOME	0- 1	0- 0	3- 0				
0- 3	0- 0	0- 0	AWAY	0- 1	0- 0	0- 2				
1- 1	0- 0	0- 0	NEUTRAL	0- 0	1- 0	0- 1				
5- 9	0- 0	0- 1	CONFERENCE	1- 4	0- 4	4- 0				
2- 6	0- 0	0- 1	HOME	1- 2	0- 3	1- 0				
3- 3	0- 0	0- 0	AWAY	0- 2	0- 1	3- 0				
0- 0	0- 0	0- 0	NEUTRAL	0- 0	0- 0	0- 0				

RPI S	Opponent	Score	RPI S	Opponent	Score	RPI S	Opponent	Score	RPI S	Opponent	Score	Team's RPI: 253
29	H Ohio	57 72	63	H South Dakota St.	45 58	116	A Western Mich.	45 74				
			72	H Ball St.	56 67	116	H Western Mich.	49 65				
			83	A Central Mich.	75 76	129	H Akron	55 71				
			91	H Eastern Mich.	67 63	138	H Buffalo	50 63				
			92	A Virginia	39 68	141	N Jacksonville	72 69				
			99	A Toledo	61 75	167	N Davidson	56 60				
			99	H Toledo	60 68	196	A Cincinnati	51 54				
						261	A Northern Ill.	58 43				
						266	A Miami (OH)	64 58				
						277	A Cleveland St.	48 69				
						304	H Bradley	66 53				
						319	H Illinois St.	70 52				
						324	A Kent St.	65 55				
						324	H Kent St.	71 49				
						326	H Evansville	74 56				
LAST 12 Division I GAMES:												
324	A Kent St.	65 55	91	H Eastern Mich.	67 63							
99	H Toledo	60 68	324	H Kent St.	71 49							
138	H Buffalo	50 63	261	A Northern Ill.	58 43							
116	H Western Mich.	49 65	72	H Ball St.	56 67							
83	A Central Mich.	75 76	129	H Akron	55 71							
99	A Toledo	61 75	29	H Ohio	57 72							

Non-Div I Games:

Bowling Green

■ Loss,
 ■ Non-Conf,
 ■ S Site,
 ■ H Home
 ■ A Away
 N Neutral

Bradley

Through Games Of Feb. 23, 2016

Average RPI Win:	291	WON-LOST	WINNING	LAST 10	STRENGTH OF	OPP. STRENGTH	TEAM	ADJ.	CONF.	ADJ CONF.
Average RPI Loss:	161	RECORD	PCT. RANK	GAMES	SCHEDULE	OF SCHEDULE	RPI	RPI	RPI	RPI
DIV. I ONLY	7- 18	281	3- 7	299	195	304	304	21	21	
DIV. I NON-CONF.	3- 7	248	0- 0	256	159	263	263	17	17	
TOTALS	RPI 1-25	RPI 26-50	W-L RECORDS	RPI 51-100	RPI 101-150	RPI 150+				
7- 18	0- 0	0- 1	OVERALL	0- 4	0- 5	7- 8				
4- 9	0- 0	0- 1	HOME	0- 1	0- 4	4- 3				
3- 9	0- 0	0- 0	AWAY	0- 3	0- 1	3- 5				
0- 0	0- 0	0- 0	NEUTRAL	0- 0	0- 0	0- 0				
3- 7	0- 0	0- 1	NON-CONFERENCE	0- 2	0- 1	3- 3				
1- 3	0- 0	0- 1	HOME	0- 0	0- 1	1- 1				
2- 4	0- 0	0- 0	AWAY	0- 2	0- 0	2- 2				
0- 0	0- 0	0- 0	NEUTRAL	0- 0	0- 0	0- 0				
4- 11	0- 0	0- 0	CONFERENCE	0- 2	0- 4	4- 5				
3- 6	0- 0	0- 0	HOME	0- 1	0- 3	3- 2				
1- 5	0- 0	0- 0	AWAY	0- 1	0- 1	1- 3				
0- 0	0- 0	0- 0	NEUTRAL	0- 0	0- 0	0- 0				

RPI S	Opponent	Score	RPI S	Opponent	Score	RPI S	Opponent	Score	RPI S	Opponent	Score	Team's RPI: 304
34	H Oklahoma	46 79	55	A Iowa	53 60	106	H UNI	47 55				
			58	A Saint Louis	58 75	108	H Drake	64 76				
			90	A Missouri St.	56 59	116	H Western Mich.	59 72				
			90	H Missouri St.	44 55	135	A Southern Ill.	49 75				
						135	H Southern Ill.	51 65				
						154	A Detroit	75 67				
						178	H Loyola Chicago	54 67				
						210	A Indiana St.	37 59				
						210	H Indiana St.	59 68				
						219	H Ill.-Chicago	56 66				
						253	A Bowling Green	53 66				
						261	A Northern Ill.	64 68				
						287	A Wichita St.	55 50				
						287	H Wichita St.	50 44				
						319	A Illinois St.	49 54				
						319	H Illinois St.	52 38				
						324	H Kent St.	68 60				
						326	A Evansville	46 62				
						326	H Evansville	66 52				
						340	A Chicago St.	66 60				
LAST 12 Division I GAMES:												
319	H Illinois St.	52 38	106	H UNI	47 55							
210	H Indiana St.	59 68	108	H Drake	64 76							
90	A Missouri St.	56 59	210	A Indiana St.	37 59							
287	A Wichita St.	55 50	319	A Illinois St.	49 54							
135	H Southern Ill.	51 65	287	H Wichita St.	50 44							
326	H Evansville	66 52	90	H Missouri St.	44 55							

Non-Div I Games: Eureka 87 47

Bradley

■ Loss,
 ■ Non-Conf, S Site,
 ■ Home
 ■ Away
 N Neutral

Average RPI Win: 270	WON-LOST	WINNING	LAST 10	STRENGTH OF	OPP. STRENGTH	TEAM	ADJ.	CONF.	ADJ CONF.
Average RPI Loss: 139	RECORD	PCT. RANK	GAMES	SCHEDULE	OF SCHEDULE	RPI	RPI	RPI	RPI
DIV. I ONLY	11- 11	169	1- 9	250	210	203	203	10	10
DIV. I NON-CONF.	10- 2	33	1- 0	341	342	154	154	12	12
TOTALS	RPI 1-25	RPI 26-50	W-L RECORDS	RPI 51-100	RPI 101-150	RPI 150+			
11- 11	0- 0	0- 4	OVERALL	0- 0	0- 1	11- 6			
5- 5	0- 0	0- 2	HOME	0- 0	0- 1	5- 2			
6- 6	0- 0	0- 2	AWAY	0- 0	0- 0	6- 4			
0- 0	0- 0	0- 0	NEUTRAL	0- 0	0- 0	0- 0			
10- 2	0- 0	0- 0	NON-CONFERENCE	0- 0	0- 0	10- 2			
5- 0	0- 0	0- 0	HOME	0- 0	0- 0	5- 0			
5- 2	0- 0	0- 0	AWAY	0- 0	0- 0	5- 2			
0- 0	0- 0	0- 0	NEUTRAL	0- 0	0- 0	0- 0			
1- 9	0- 0	0- 4	CONFERENCE	0- 0	0- 1	1- 4			
0- 5	0- 0	0- 2	HOME	0- 0	0- 1	0- 2			
1- 4	0- 0	0- 2	AWAY	0- 0	0- 0	1- 2			
0- 0	0- 0	0- 0	NEUTRAL	0- 0	0- 0	0- 0			

RPI 1-25			RPI 26-50			RPI 51-100			RPI 101+ Team's RPI: 203		
RPI	S	Opponent	Score	RPI	S	Opponent	Score	RPI	S	Opponent	Score
				30	A	Penn	49 66	103	H	Harvard	79 87
				30	H	Penn	59 69	163	A	Yale	54 81
				37	A	Princeton	53 72	163	H	Yale	39 48
				37	H	Princeton	57 83	174	A	Cornell	70 85
								209	H	Rhode Island	67 63
								226	H	Dartmouth	50 63
								231	A	Manhattan	56 80
								234	A	Columbia	73 63
								244	H	Morgan St.	72 45
								245	A	Bryant	84 67
								246	H	Binghamton	67 65
								255	A	Bethune-Cookman	68 61
								263	H	Providence	57 47
								296	H	Vermont	71 54
								310	A	Fairleigh Dickinson	63 48
								324	A	Kent St.	62 57
								336	A	Saint Peter's	67 79
								344	A	NJIT	74 49
LAST 12 Division I GAMES:											
				37	H	Princeton	57 83	30	A	Penn	49 66
				30	H	Penn	59 69	37	A	Princeton	53 72
				226	H	Dartmouth	50 63	163	H	Yale	39 48
				103	H	Harvard	79 87	163	A	Yale	54 81
				234	A	Columbia	73 63	344	A	NJIT	74 49
				174	A	Cornell	70 85	336	A	Saint Peter's	67 79

Non-Div I Games: Mount Ida 114 28 Rhode Island Col. 90 35

Brown

Loss, Non-Conf, S Site, H Home A Away N Neutral

Average RPI Win: 295	WON-LOST	WINNING	LAST 10	STRENGTH OF	OPP. STRENGTH	TEAM	ADJ.	CONF.	ADJ CONF.
Average RPI Loss: 195	RECORD	PCT. RANK	GAMES	SCHEDULE	OF SCHEDULE	RPI	RPI	RPI	RPI
DIV. I ONLY	15- 12	137	6- 4	330	333	245	245	30	30
DIV. I NON-CONF.	3- 8	258	0- 0	288	212	303	303	32	32
TOTALS	RPI 1-25	RPI 26-50	W-L RECORDS	RPI 51-100	RPI 101-150	RPI 150+			
15- 12	0- 0	0- 1	OVERALL	0- 1	0- 1	15- 9			
8- 5	0- 0	0- 0	HOME	0- 0	0- 0	8- 5			
7- 7	0- 0	0- 1	AWAY	0- 1	0- 1	7- 4			
0- 0	0- 0	0- 0	NEUTRAL	0- 0	0- 0	0- 0			
3- 8	0- 0	0- 1	NON-CONFERENCE	0- 1	0- 1	3- 5			
2- 3	0- 0	0- 0	HOME	0- 0	0- 0	2- 3			
1- 5	0- 0	0- 1	AWAY	0- 1	0- 1	1- 2			
0- 0	0- 0	0- 0	NEUTRAL	0- 0	0- 0	0- 0			
12- 4	0- 0	0- 0	CONFERENCE	0- 0	0- 0	12- 4			
6- 2	0- 0	0- 0	HOME	0- 0	0- 0	6- 2			
6- 2	0- 0	0- 0	AWAY	0- 0	0- 0	6- 2			
0- 0	0- 0	0- 0	NEUTRAL	0- 0	0- 0	0- 0			

RPI S	Opponent	Score	RPI S	Opponent	Score	RPI S	Opponent	Score	RPI S	Opponent	Score	Team's RPI: 245
33	A Seton Hall	57 93	71	A Maine	38 76	118	A Boston College	59 74	174	H Cornell	62 70	
						203	H Brown	67 84	213	A Sacred Heart	61 59	
						213	H Sacred Heart	60 64	218	A Robert Morris	53 55	
						218	H Robert Morris	71 65	221	H Massachusetts	69 86	
						238	H New Hampshire	55 42	239	A Holy Cross	64 65	
						258	A Saint Francis (PA)	72 85	258	H Saint Francis (PA)	84 72	
						263	A Providence	78 88	288	A Central Conn. St.	65 53	
						288	H Central Conn. St.	70 56	296	H Vermont	68 52	
						310	A Fairleigh Dickinson	70 41	321	A UMass Lowell	83 64	
						325	H LIU Brooklyn	63 55	330	A Mt. St. Mary's	70 59	
						330	H Mt. St. Mary's	86 52	334	A St. Francis Brooklyn	70 42	
						334	H St. Francis Brooklyn	57 58	341	A Wagner	82 71	
						341	H Wagner	94 67	341	H Wagner	94 67	
LAST 12 Division I GAMES:												
213	H Sacred Heart	60 64	288	A Central Conn. St.	65 53	334	A St. Francis Brooklyn	70 42	341	H Wagner	94 67	
330	H Mt. St. Mary's	86 52	213	A Sacred Heart	61 59	341	A Wagner	82 71				
334	H St. Francis Brooklyn	57 58	258	H Saint Francis (PA)	84 72							
341	H Wagner	94 67	218	H Robert Morris	71 65							
258	A Saint Francis (PA)	72 85	334	A St. Francis Brooklyn	70 42							
218	A Robert Morris	53 55	325	H LIU Brooklyn	63 55							

Non-Div I Games:

Bryant

■ Loss,
 ■ Non-Conf,
 ■ S Site,
 ■ H Home
 ■ A Away
 N Neutral

Average RPI Win:	256	WON-LOST	WINNING	LAST 10	STRENGTH OF	OPP. STRENGTH	TEAM	ADJ.	CONF.	ADJ CONF.
Average RPI Loss:	135	RECORD	PCT. RANK	GAMES	SCHEDULE	OF SCHEDULE	RPI	RPI	RPI	RPI
DIV. I ONLY	20- 6	40	9- 1	227	295	89	89	27	27	
DIV. I NON-CONF.	6- 5	146	0- 0	197	283	152	152	27	27	
TOTALS	RPI 1-25	RPI 26-50	W-L RECORDS	RPI 51-100	RPI 101-150	RPI 150+				
20- 6	0- 1	0- 0	OVERALL	1- 1	0- 1	19- 3				
11- 1	0- 0	0- 0	HOME	1- 0	0- 1	10- 0				
9- 5	0- 1	0- 0	AWAY	0- 1	0- 0	9- 3				
0- 0	0- 0	0- 0	NEUTRAL	0- 0	0- 0	0- 0				
6- 5	0- 1	0- 0	NON-CONFERENCE	0- 0	0- 1	6- 3				
4- 1	0- 0	0- 0	HOME	0- 0	0- 1	4- 0				
2- 4	0- 1	0- 0	AWAY	0- 0	0- 0	2- 3				
0- 0	0- 0	0- 0	NEUTRAL	0- 0	0- 0	0- 0				
14- 1	0- 0	0- 0	CONFERENCE	1- 1	0- 0	13- 0				
7- 0	0- 0	0- 0	HOME	1- 0	0- 0	6- 0				
7- 1	0- 0	0- 0	AWAY	0- 1	0- 0	7- 0				
0- 0	0- 0	0- 0	NEUTRAL	0- 0	0- 0	0- 0				

RPI 1-25				RPI 26-50				RPI 51-100				Team's RPI: 89	RPI 101+			
RPI	S	Opponent	Score	RPI	S	Opponent	Score	RPI	S	Opponent	Score		RPI	S	Opponent	Score
1	A	Notre Dame	54 85					66	A	Army West Point	63 68		130	H	Youngstown St.	47 55
								66	H	Army West Point	79 69		157	A	UMBC	52 65
													168	H	Delaware	80 51
													211	A	Canisius	56 61
													215	A	Lehigh	67 54
													215	H	Lehigh	80 77
													231	A	Manhattan	61 56
													232	A	Navy	51 41
													239	A	Holy Cross	58 51
													239	H	Holy Cross	74 64
													244	A	Morgan St.	50 64
													246	H	Binghamton	76 46
													252	A	Loyola Maryland	64 42
													252	H	Loyola Maryland	71 64
													272	A	American	66 60
													272	H	American	60 54
													277	A	Cleveland St.	59 57
													307	A	Colgate	71 51
													307	H	Colgate	79 60
													310	H	Fairleigh Dickinson	72 62
													330	H	Mt. St. Mary's	71 45
													345	A	Boston U.	72 59
													345	H	Boston U.	74 56
LAST 12 Division I GAMES:																
				345	A	Boston U.	72 59					66	A	Army West Point	63 68	
				252	A	Loyola Maryland	64 42					345	H	Boston U.	74 56	
				307	H	Colgate	79 60					252	H	Loyola Maryland	71 64	
				215	A	Lehigh	67 54					307	A	Colgate	71 51	
				239	H	Holy Cross	74 64					215	H	Lehigh	80 77	
				272	H	American	60 54					239	A	Holy Cross	58 51	

Non-Div I Games:

Bucknell

■ Loss,
 ■ Non-Conf, S Site,
 ■ Home
 ■ Away
 N Neutral

Average RPI Win: 225	WON-LOST	WINNING	LAST 10	STRENGTH OF	OPP. STRENGTH	TEAM	ADJ.	CONF.	ADJ CONF.
Average RPI Loss: 110	RECORD	PCT. RANK	GAMES	SCHEDULE	OF SCHEDULE	RPI	RPI	RPI	RPI
DIV. I ONLY	13- 12	157	3- 7	149	170	138	138	11	11
DIV. I NON-CONF.	8- 3	77	0- 0	212	236	99	99	13	13
TOTALS	RPI 1-25	RPI 26-50	W-L RECORDS	RPI 51-100	RPI 101-150	RPI 150+			
13- 12	0- 1	1- 1	OVERALL	1- 6	0- 2	11- 2			
6- 5	0- 1	1- 0	HOME	1- 2	0- 2	4- 0			
6- 7	0- 0	0- 1	AWAY	0- 4	0- 0	6- 2			
1- 0	0- 0	0- 0	NEUTRAL	0- 0	0- 0	1- 0			
8- 3	0- 1	0- 1	NON-CONFERENCE	0- 1	0- 0	8- 0			
3- 1	0- 1	0- 0	HOME	0- 0	0- 0	3- 0			
4- 2	0- 0	0- 1	AWAY	0- 1	0- 0	4- 0			
1- 0	0- 0	0- 0	NEUTRAL	0- 0	0- 0	1- 0			
5- 9	0- 0	1- 0	CONFERENCE	1- 5	0- 2	3- 2			
3- 4	0- 0	1- 0	HOME	1- 2	0- 2	1- 0			
2- 5	0- 0	0- 0	AWAY	0- 3	0- 0	2- 2			
0- 0	0- 0	0- 0	NEUTRAL	0- 0	0- 0	0- 0			

RPI 1-25				RPI 26-50				RPI 51-100				RPI 101+ Team's RPI: 138			
RPI	S	Opponent	Score	RPI	S	Opponent	Score	RPI	S	Opponent	Score	RPI	S	Opponent	Score
18	H	Duquesne	62 79	29	H	Ohio	51 43	72	A	Ball St.	63 68	116	H	Western Mich.	78 92
				36	A	St. Bonaventure	32 59	72	H	Ball St.	57 59	129	H	Akron	61 69
								74	A	Hofstra	36 79	174	H	Cornell	59 41
								83	H	Central Mich.	67 61	211	H	Canisius	54 40
								91	A	Eastern Mich.	56 67	213	A	Sacred Heart	66 53
								91	H	Eastern Mich.	55 70	221	A	Massachusetts	56 48
								99	A	Toledo	60 71	248	N	Clemson	61 51
												253	A	Bowling Green	63 50
												261	A	Northern Ill.	74 76
												266	A	Miami (OH)	58 69
												266	H	Miami (OH)	58 39
												269	A	UCF	66 60
												308	A	Niagara	57 48
												324	A	Kent St.	77 66
												325	H	LIU Brooklyn	55 38
LAST 12 Division I GAMES:															
266	H	Miami (OH)	58 39	261	A	Northern Ill.	74 76								
91	H	Eastern Mich.	55 70	266	A	Miami (OH)	58 69								
253	A	Bowling Green	63 50	116	H	Western Mich.	78 92								
99	A	Toledo	60 71	129	H	Akron	61 69								
72	H	Ball St.	57 59	72	A	Ball St.	63 68								
29	H	Ohio	51 43	324	A	Kent St.	77 66								

Non-Div I Games:

Buffalo

■ Loss,
■ Non-Conf,
S Site,
■ Home
■ Away
N Neutral

Average RPI Win:	183	WON-LOST	WINNING	LAST 10	STRENGTH OF	OPP. STRENGTH	TEAM	ADJ.	CONF.	ADJ CONF.
Average RPI Loss:	81	RECORD	PCT. RANK	GAMES	SCHEDULE	OF SCHEDULE	RPI	RPI	RPI	RPI
DIV. I ONLY	9- 18	264	2- 8	81	50	183	183	6	6	
DIV. I NON-CONF.	5- 6	180	0- 0	120	26	136	136	6	6	
TOTALS	RPI 1-25	RPI 26-50	W-L RECORDS	RPI 51-100	RPI 101-150	RPI 150+				
9- 18	0- 2	1- 6	OVERALL	2- 4	1- 5	5- 1				
6- 7	0- 1	1- 3	HOME	2- 1	1- 2	2- 0				
2- 11	0- 1	0- 3	AWAY	0- 3	0- 3	2- 1				
1- 0	0- 0	0- 0	NEUTRAL	0- 0	0- 0	1- 0				
5- 6	0- 0	0- 2	NON-CONFERENCE	1- 2	1- 1	3- 1				
3- 1	0- 0	0- 1	HOME	1- 0	1- 0	1- 0				
1- 5	0- 0	0- 1	AWAY	0- 2	0- 1	1- 1				
1- 0	0- 0	0- 0	NEUTRAL	0- 0	0- 0	1- 0				
4- 12	0- 2	1- 4	CONFERENCE	1- 2	0- 4	2- 0				
3- 6	0- 1	1- 2	HOME	1- 1	0- 2	1- 0				
1- 6	0- 1	0- 2	AWAY	0- 1	0- 2	1- 0				
0- 0	0- 0	0- 0	NEUTRAL	0- 0	0- 0	0- 0				

RPI	S	Opponent	Score	RPI	S	Opponent	Score	RPI	S	Opponent	Score	RPI	S	Opponent	Score	Team's RPI: 183
22	A	DePaul	63 102	28	H	Green Bay	46 55	51	A	Chattanooga	49 60	101	A	Wright St.	53 66	
22	H	DePaul	54 61	33	A	Seton Hall	77 98	72	A	Ball St.	50 58	132	H	Arkansas	63 57	
				33	H	Seton Hall	67 72	86	H	TCU	65 53	140	A	Creighton	49 77	
				35	A	South Fla.	77 87	88	A	Marquette	69 76	140	H	Creighton	42 52	
				45	A	St. John's (NY)	41 68	88	H	Marquette	64 80	148	A	Xavier	47 55	
				45	H	St. John's (NY)	62 58	94	H	Georgetown	82 76	148	H	Xavier	63 73	
				50	H	Villanova	45 57					210	A	Indiana St.	63 70	
												243	H	Valparaiso	72 53	
												248	N	Clemson	54 50	
												263	A	Providence	77 67	
												263	H	Providence	65 50	
												269	A	UCF	71 63	
LAST 12 Division I GAMES:																
45	H	St. John's (NY)	62 58	148	A	Xavier	47 55									
33	H	Seton Hall	67 72	33	A	Seton Hall	77 98									
22	A	DePaul	63 102	45	A	St. John's (NY)	41 68									
88	A	Marquette	69 76	88	H	Marquette	64 80									
263	H	Providence	65 50	22	H	DePaul	54 61									
140	H	Creighton	42 52	140	A	Creighton	49 77									

Non-Div I Games:

Butler

■ Loss,
■ Non-Conf,
■ S Site,
■ H Home
■ A Away
N Neutral

CSU Bakersfield

Through Games Of Feb. 23, 2016

Average RPI Win:	265	WON-LOST	WINNING	LAST 10	STRENGTH OF	OPP. STRENGTH	TEAM	ADJ.	CONF.	ADJ CONF.
Average RPI Loss:	127	RECORD	PCT. RANK	GAMES	SCHEDULE	OF SCHEDULE	RPI	RPI	RPI	RPI
DIV. I ONLY	9- 18	264	5- 5	113	186	240	240	25	25	
DIV. I NON-CONF.	3- 12	290	0- 0	42	38	222	222	25	25	
TOTALS	RPI 1-25	RPI 26-50	W-L RECORDS	RPI 51-100	RPI 101-150	RPI 150+				
9- 18	0- 5	0- 0	OVERALL	0- 3	0- 3	9- 7				
7- 6	0- 0	0- 0	HOME	0- 1	0- 1	7- 4				
2- 10	0- 3	0- 0	AWAY	0- 2	0- 2	2- 3				
0- 2	0- 2	0- 0	NEUTRAL	0- 0	0- 0	0- 0				
3- 12	0- 5	0- 0	NON-CONFERENCE	0- 1	0- 3	3- 3				
3- 3	0- 0	0- 0	HOME	0- 0	0- 1	3- 2				
0- 7	0- 3	0- 0	AWAY	0- 1	0- 2	0- 1				
0- 2	0- 2	0- 0	NEUTRAL	0- 0	0- 0	0- 0				
6- 6	0- 0	0- 0	CONFERENCE	0- 2	0- 0	6- 4				
4- 3	0- 0	0- 0	HOME	0- 1	0- 0	4- 2				
2- 3	0- 0	0- 0	AWAY	0- 1	0- 0	2- 2				
0- 0	0- 0	0- 0	NEUTRAL	0- 0	0- 0	0- 0				

RPI 1-25				RPI 26-50				RPI 51-100				RPI 101+ Team's RPI: 240			
RPI	S	Opponent	Score	RPI	S	Opponent	Score	RPI	S	Opponent	Score	RPI	S	Opponent	Score
2	N	South Carolina	71 90					54	A	UC Riverside	61 81	119	A	Hawaii	60 74
7	A	Oregon St.	51 75					93	A	New Mexico St.	63 86	119	H	Hawaii	55 65
8	N	Arizona St.	47 60					93	H	New Mexico St.	59 67	133	A	Fresno St.	52 57
9	A	UCLA	68 82									155	H	Pacific	74 80
10	A	Stanford	41 83									194	H	Cal Poly	57 52
												198	H	San Jose St.	90 88
												207	A	Utah Valley	53 72
												207	H	Utah Valley	61 54
												208	A	UTRGV	46 60
												208	H	UTRGV	80 66
												230	H	Grand Canyon	51 61
												257	H	Seattle	76 68
												260	A	UC Santa Barbara	60 61
												267	H	Pepperdine	73 76
												303	A	UMKC	78 68
												303	H	UMKC	40 56
												337	H	UC Irvine	65 39
												340	A	Chicago St.	74 61
												340	H	Chicago St.	76 43
LAST 12 Division I GAMES:															
208	H	UTRGV	80 66	230	H	Grand Canyon	51 61								
93	H	New Mexico St.	59 67	93	A	New Mexico St.	63 86								
207	A	Utah Valley	53 72	208	A	UTRGV	46 60								
340	A	Chicago St.	74 61	257	H	Seattle	76 68								
303	A	UMKC	78 68	303	H	UMKC	40 56								
207	H	Utah Valley	61 54	340	H	Chicago St.	76 43								

Non-Div I Games:

CSU Bakersfield

Loss, Non-Conf, S Site, H Home A Away N Neutral

Average RPI Win: 258	WON-LOST	WINNING	LAST 10	STRENGTH OF	OPP. STRENGTH	TEAM	ADJ.	CONF.	ADJ CONF.
Average RPI Loss: 161	RECORD	PCT. RANK	GAMES	SCHEDULE	OF SCHEDULE	RPI	RPI	RPI	RPI
DIV. I ONLY	6- 20	304	4- 6	258	163	301	301	22	22
DIV. I NON-CONF.	2- 12	311	0- 0	231	54	297	297	21	21
TOTALS	RPI 1-25	RPI 26-50	W-L RECORDS	RPI 51-100	RPI 101-150	RPI 150+			
6- 20	0- 2	0- 0	OVERALL	0- 5	2- 3	4- 10			
4- 7	0- 1	0- 0	HOME	0- 1	2- 0	2- 5			
2- 13	0- 1	0- 0	AWAY	0- 4	0- 3	2- 5			
0- 0	0- 0	0- 0	NEUTRAL	0- 0	0- 0	0- 0			
2- 12	0- 2	0- 0	NON-CONFERENCE	0- 4	1- 1	1- 5			
1- 4	0- 1	0- 0	HOME	0- 1	1- 0	0- 2			
1- 8	0- 1	0- 0	AWAY	0- 3	0- 1	1- 3			
0- 0	0- 0	0- 0	NEUTRAL	0- 0	0- 0	0- 0			
4- 8	0- 0	0- 0	CONFERENCE	0- 1	1- 2	3- 5			
3- 3	0- 0	0- 0	HOME	0- 0	1- 0	2- 3			
1- 5	0- 0	0- 0	AWAY	0- 1	0- 2	1- 2			
0- 0	0- 0	0- 0	NEUTRAL	0- 0	0- 0	0- 0			

RPI	S	Opponent	Score	RPI	S	Opponent	Score	RPI	S	Opponent	Score	RPI	S	Opponent	Score	Team's RPI: 301
8	A	Arizona St.	46 69					54	A	UC Riverside	76 83	119	A	Hawaii	50 77	
20	H	Georgia	58 83					59	H	St. Mary's (CA)	59 93	119	H	Hawaii	63 60	
								77	A	San Diego	64 86	131	H	Penn St.	81 73	
								78	A	Utah	56 97	136	A	Long Beach St.	71 74	
								95	A	California	44 106	137	A	Idaho	50 106	
												187	H	UC Davis	52 75	
												194	A	Cal Poly	62 66	
												194	H	Cal Poly	66 77	
												201	A	Eastern Wash.	59 70	
												249	H	San Diego St.	65 67	
												257	H	Seattle	56 62	
												260	A	UC Santa Barbara	58 70	
												260	H	UC Santa Barbara	49 65	
												286	A	Portland	68 62	
												315	A	Portland St.	77 83	
												328	A	Southern Utah	65 67	
												337	A	UC Irvine	83 64	
												337	H	UC Irvine	62 48	
												338	H	Cal St. Fullerton	79 52	
LAST 12 Division I GAMES:																
194	H	Cal Poly	66 77	337	A	UC Irvine	83 64									
260	A	UC Santa Barbara	58 70	119	H	Hawaii	63 60									
337	H	UC Irvine	62 48	194	A	Cal Poly	62 66									
54	A	UC Riverside	76 83	260	H	UC Santa Barbara	49 65									
136	A	Long Beach St.	71 74	119	A	Hawaii	50 77									
338	H	Cal St. Fullerton	79 52	187	H	UC Davis	52 75									

Non-Div I Games:

CSUN

■ Loss,
 ■ Non-Conf,
 ■ S Site,
 ■ Home
 ■ A Away
 N Neutral

Average RPI Win:	257	WON-LOST	WINNING	LAST 10	STRENGTH OF	OPP. STRENGTH	TEAM	ADJ.	CONF.	ADJ CONF.
Average RPI Loss:	128	RECORD	PCT. RANK	GAMES	SCHEDULE	OF SCHEDULE	RPI	RPI	RPI	RPI
DIV. I ONLY	13- 13	169	4- 6	235	223	194	194	22	22	
DIV. I NON-CONF.	7- 6	156	0- 0	113	150	117	117	21	21	
TOTALS	RPI 1-25	RPI 26-50	W-L RECORDS	RPI 51-100	RPI 101-150	RPI 150+				
13- 13	0- 1	0- 0	OVERALL	0- 5	2- 2	11- 5				
7- 4	0- 0	0- 0	HOME	0- 2	1- 1	6- 1				
6- 8	0- 1	0- 0	AWAY	0- 3	1- 1	5- 3				
0- 1	0- 0	0- 0	NEUTRAL	0- 0	0- 0	0- 1				
7- 6	0- 1	0- 0	NON-CONFERENCE	0- 3	2- 0	5- 2				
4- 1	0- 0	0- 0	HOME	0- 1	1- 0	3- 0				
3- 4	0- 1	0- 0	AWAY	0- 2	1- 0	2- 1				
0- 1	0- 0	0- 0	NEUTRAL	0- 0	0- 0	0- 1				
6- 7	0- 0	0- 0	CONFERENCE	0- 2	0- 2	6- 3				
3- 3	0- 0	0- 0	HOME	0- 1	0- 1	3- 1				
3- 4	0- 0	0- 0	AWAY	0- 1	0- 1	3- 2				
0- 0	0- 0	0- 0	NEUTRAL	0- 0	0- 0	0- 0				

RPI 1-25				RPI 26-50				RPI 51-100				RPI 101+				Team's RPI: 194	
RPI	S	Opponent	Score	RPI	S	Opponent	Score	RPI	S	Opponent	Score	RPI	S	Opponent	Score		
7	A	Oregon St.	43 80					54	A	UC Riverside	83 93	102	A	San Francisco	62 61		
								54	H	UC Riverside	62 75	119	H	Hawaii	58 64		
								59	A	St. Mary's (CA)	83 87	133	H	Fresno St.	64 60		
								64	H	Santa Clara	63 69	136	A	Long Beach St.	53 65		
								95	A	California	57 82	159	H	Montana St.	66 57		
												169	H	Sacramento St.	97 72		
												187	A	UC Davis	71 82		
												187	H	UC Davis	57 75		
												208	N	UTRGV	58 66		
												240	A	CSU Bakersfield	52 57		
												241	H	Loyola Marymount	70 58		
												260	A	UC Santa Barbara	67 78		
												267	A	Pepperdine	61 47		
												301	A	CSUN	77 66		
												301	H	CSUN	66 62		
												313	A	A&M-Corpus Christi	56 45		
												337	A	UC Irvine	72 54		
												337	H	UC Irvine	50 38		
												338	A	Cal St. Fullerton	63 57		
												338	H	Cal St. Fullerton	51 46		
LAST 12 Division I GAMES:																	
				301	A	CSUN	77 66					136	A	Long Beach St.	53 65		
				338	A	Cal St. Fullerton	63 57					54	A	UC Riverside	83 93		
				54	H	UC Riverside	62 75					187	H	UC Davis	57 75		
				187	A	UC Davis	71 82					301	H	CSUN	66 62		
				337	H	UC Irvine	50 38					338	H	Cal St. Fullerton	51 46		
				119	H	Hawaii	58 64					337	A	UC Irvine	72 54		

Non-Div I Games:

Cal Poly

■ Loss,
 ■ Non-Conf,
 ■ S Site,
 ■ Home
 ■ A Away
 N Neutral

Average RPI Win: 298		WON-LOST	WINNING	LAST 10	STRENGTH OF	OPP. STRENGTH	TEAM	ADJ.	CONF.	ADJ CONF.
Average RPI Loss: 203		RECORD	PCT. RANK	GAMES	SCHEDULE	OF SCHEDULE	RPI	RPI	RPI	RPI
DIV. I ONLY		3- 24	341	1- 9	279	307	338	338	22	22
DIV. I NON-CONF.		2- 12	311	0- 0	259	336	330	330	21	21
TOTALS	RPI 1-25	RPI 26-50		W-L RECORDS		RPI 51-100	RPI 101-150	RPI 150+		
3- 24	0- 0	0- 0		OVERALL		0- 2	0- 3	3- 19		
1- 11	0- 0	0- 0		HOME		0- 2	0- 1	1- 8		
2- 12	0- 0	0- 0		AWAY		0- 0	0- 2	2- 10		
0- 1	0- 0	0- 0		NEUTRAL		0- 0	0- 0	0- 1		
2- 12	0- 0	0- 0		NON-CONFERENCE		0- 1	0- 0	2- 11		
1- 5	0- 0	0- 0		HOME		0- 1	0- 0	1- 4		
1- 6	0- 0	0- 0		AWAY		0- 0	0- 0	1- 6		
0- 1	0- 0	0- 0		NEUTRAL		0- 0	0- 0	0- 1		
1- 12	0- 0	0- 0		CONFERENCE		0- 1	0- 3	1- 8		
0- 6	0- 0	0- 0		HOME		0- 1	0- 1	0- 4		
1- 6	0- 0	0- 0		AWAY		0- 0	0- 2	1- 4		
0- 0	0- 0	0- 0		NEUTRAL		0- 0	0- 0	0- 0		

[illegible]

Cal St. Fullerton

California

Through Games Of Feb. 23, 2016

Average RPI Win:	132	WON-LOST	WINNING	LAST 10	STRENGTH OF	OPP. STRENGTH	TEAM	ADJ.	CONF.	ADJ CONF.
Average RPI Loss:	48	RECORD	PCT. RANK	GAMES	SCHEDULE	OF SCHEDULE	RPI	RPI	RPI	RPI
DIV. I ONLY	12- 15	209	2- 8	22	3	95	95	1	1	
DIV. I NON-CONF.	8- 2	51	0- 0	44	58	37	37	1	1	
TOTALS	RPI 1-25	RPI 26-50	W-L RECORDS	RPI 51-100	RPI 101-150	RPI 150+				
12- 15	2- 7	0- 2	OVERALL	3- 4	2- 1	5- 1				
9- 5	1- 2	0- 1	HOME	3- 2	1- 0	4- 0				
2- 9	1- 1	0- 0	AWAY	0- 0	0- 0	1- 0				
1- 1	0- 1	0- 0	NEUTRAL	0- 0	1- 0	0- 0				
8- 2	1- 1	0- 0	NON-CONFERENCE	2- 1	1- 0	4- 0				
5- 1	0- 0	0- 0	HOME	2- 1	0- 0	3- 0				
2- 0	1- 0	0- 0	AWAY	0- 0	0- 0	1- 0				
1- 1	0- 1	0- 0	NEUTRAL	0- 0	1- 0	0- 0				
4- 13	1- 6	0- 2	CONFERENCE	1- 3	1- 1	1- 1				
4- 4	1- 2	0- 1	HOME	1- 1	1- 0	1- 0				
0- 9	0- 4	0- 1	AWAY	0- 2	0- 1	0- 1				
0- 0	0- 0	0- 0	NEUTRAL	0- 0	0- 0	0- 0				

RPI 1-25				RPI 26-50				RPI 51-100 Team's RPI: 95				RPI 101+			
RPI	S	Opponent	Score	RPI	S	Opponent	Score	RPI	S	Opponent	Score	RPI	S	Opponent	Score
7	A	Oregon St.	48 70	32	H	Washington	65 75	54	H	UC Riverside	64 58	112	N	Liberty	77 72
8	A	Arizona St.	49 57	43	A	Southern California	47 61	59	H	St. Mary's (CA)	63 64	134	A	Arizona	52 57
8	H	Arizona St.	49 64					60	A	Oregon	59 69	134	H	Arizona	75 56
9	A	UCLA	56 75					73	H	Washington St.	74 71	169	H	Sacramento St.	117 99
9	H	UCLA	108 104					78	A	Utah	66 72	176	A	Colorado	57 78
10	A	Stanford	46 53					78	H	Utah	79 84	176	H	Colorado	64 35
10	H	Stanford	55 60					82	H	Nebraska	87 80	194	H	Cal Poly	82 57
13	N	Texas A&M	58 75									270	A	Austin Peay	67 58
15	A	Louisville	75 71									301	H	CSUN	106 44
LAST 12 Division I GAMES:															
176	A	Colorado	57 78	32	H	Washington	65 75	73	H	Washington St.	74 71				
78	A	Utah	66 72	43	A	Southern California	47 61	9	A	UCLA	56 75				
134	H	Arizona	75 56	8	H	Arizona St.	49 64	60	A	Oregon	59 69				
8	H	Arizona St.	49 64	10	H	Stanford	55 60	7	A	Oregon St.	48 70				
10	H	Stanford	55 60												
10	A	Stanford	46 53												

Non-Div I Games:

California

■ Loss,
 ■ Non-Conf,
 ■ S Site,
 ■ H Home
 ■ A Away
 N Neutral

Average RPI Win:	305	WON-LOST	WINNING	LAST 10	STRENGTH OF	OPP. STRENGTH	TEAM	ADJ.	CONF.	ADJ CONF.
Average RPI Loss:	192	RECORD	PCT. RANK	GAMES	SCHEDULE	OF SCHEDULE	RPI	RPI	RPI	RPI
DIV. I ONLY	10- 15	234	3- 7	315	322	291	291	26	26	
DIV. I NON-CONF.	5- 3	119	0- 0	292	347	184	184	29	29	
TOTALS	RPI 1-25	RPI 26-50	W-L RECORDS	RPI 51-100	RPI 101-150	RPI 150+				
10- 15	0- 0	0- 0	OVERALL	0- 1	0- 4	10- 10				
6- 6	0- 0	0- 0	HOME	0- 0	0- 2	6- 4				
4- 8	0- 0	0- 0	AWAY	0- 1	0- 1	4- 6				
0- 1	0- 0	0- 0	NEUTRAL	0- 0	0- 1	0- 0				
5- 3	0- 0	0- 0	NON-CONFERENCE	0- 1	0- 1	5- 1				
3- 0	0- 0	0- 0	HOME	0- 0	0- 0	3- 0				
2- 2	0- 0	0- 0	AWAY	0- 1	0- 0	2- 1				
0- 1	0- 0	0- 0	NEUTRAL	0- 0	0- 1	0- 0				
5- 12	0- 0	0- 0	CONFERENCE	0- 0	0- 3	5- 9				
3- 6	0- 0	0- 0	HOME	0- 0	0- 2	3- 4				
2- 6	0- 0	0- 0	AWAY	0- 0	0- 1	2- 5				
0- 0	0- 0	0- 0	NEUTRAL	0- 0	0- 0	0- 0				

RPI S	Opponent	Score	RPI S	Opponent	Score	RPI S	Opponent	Score	RPI S	Opponent	Score	Team's RPI: 291
80	A VCU	34 57				109	N Central Ark.	34 57				
						112	A Liberty	55 67				
						112	H Liberty	52 62				
						122	H UNC Asheville	58 72				
						159	A ETSU	55 70				
						191	A Gardner-Webb	56 68				
						191	H Gardner-Webb	35 70				
						197	A Radford	59 62				
						225	A Presbyterian	54 64				
						225	H Presbyterian	45 69				
						235	H N.C. A&T	56 55				
						250	H High Point	55 69				
						268	A Coastal Caro.	83 70				
						268	H Coastal Caro.	73 52				
						292	A Charleston So.	57 65				
						292	H Charleston So.	45 60				
						311	H Western Caro.	73 66				
						318	A Winthrop	49 50				
						318	H Winthrop	69 56				
						320	A Longwood	73 56				
						320	H Longwood	72 65				
						327	A North Florida	66 55				
						330	H Mt. St. Mary's	62 53				
						349	A N.C. Central	57 48				
LAST 12 Division I GAMES:												
292	H Charleston So.	45 60	268	H Coastal Caro.	73 52							
225	A Presbyterian	54 64	292	A Charleston So.	57 65							
318	H Winthrop	69 56	318	A Winthrop	49 50							
320	H Longwood	72 65	225	H Presbyterian	45 69							
112	A Liberty	55 67	250	H High Point	55 69							
191	A Gardner-Webb	56 68	197	A Radford	59 62							

Non-Div I Games: UNC Pembroke

62 67

Campbell

Average RPI Win:	249	WON-LOST	WINNING	LAST 10	STRENGTH OF	OPP. STRENGTH	TEAM	ADJ.	CONF.	ADJ CONF.
Average RPI Loss:	154	RECORD	PCT. RANK	GAMES	SCHEDULE	OF SCHEDULE	RPI	RPI	RPI	RPI
DIV. I ONLY	12- 15	209	4- 6	183	249	211	211	23	23	
DIV. I NON-CONF.	5- 4	138	0- 0	40	185	90	90	23	23	
TOTALS	RPI 1-25	RPI 26-50	W-L RECORDS	RPI 51-100	RPI 101-150	RPI 150+				
12- 15	0- 1	0- 1	OVERALL	1- 2	0- 4	11- 7				
7- 6	0- 0	0- 1	HOME	1- 1	0- 1	6- 3				
5- 9	0- 1	0- 0	AWAY	0- 1	0- 3	5- 4				
0- 0	0- 0	0- 0	NEUTRAL	0- 0	0- 0	0- 0				
5- 4	0- 1	0- 1	NON-CONFERENCE	1- 0	0- 2	4- 0				
3- 1	0- 0	0- 1	HOME	1- 0	0- 0	2- 0				
2- 3	0- 1	0- 0	AWAY	0- 0	0- 2	2- 0				
0- 0	0- 0	0- 0	NEUTRAL	0- 0	0- 0	0- 0				
7- 11	0- 0	0- 0	CONFERENCE	0- 2	0- 2	7- 7				
4- 5	0- 0	0- 0	HOME	0- 1	0- 1	4- 3				
3- 6	0- 0	0- 0	AWAY	0- 1	0- 1	3- 4				
0- 0	0- 0	0- 0	NEUTRAL	0- 0	0- 0	0- 0				

RPI 1-25				RPI 26-50				RPI 51-100				RPI 101+ Team's RPI: 211			
RPI	S	Opponent	Score	RPI	S	Opponent	Score	RPI	S	Opponent	Score	RPI	S	Opponent	Score
6	A	Texas	62 92	36	H	St. Bonaventure	47 59	89	H	Bucknell	61 56	121	A	Iona	56 79
								96	A	Quinnipiac	54 63	121	H	Iona	76 79
								96	H	Quinnipiac	68 80	130	A	Youngstown St.	51 53
												138	A	Buffalo	40 54
												158	A	Northeastern	68 57
												171	H	Marist	71 69
												199	A	Fairfield	48 52
												199	H	Fairfield	50 51
												220	A	Siena	57 61
												220	H	Siena	52 58
												231	A	Manhattan	55 77
												231	H	Manhattan	70 68
												246	H	Binghamton	80 50
												251	A	Monmouth	75 79
												251	H	Monmouth	71 81
												258	H	Saint Francis (PA)	77 52
												282	A	Lamar	57 55
												284	A	Rider	73 64
												284	H	Rider	60 49
												308	A	Niagara	68 66
												336	A	Saint Peter's	60 53
												336	H	Saint Peter's	54 42
LAST 12 Division I GAMES:															
251	H	Monmouth	71 81	121	H	Iona	76 79								
231	H	Manhattan	70 68	308	A	Niagara	68 66								
171	H	Marist	71 69	199	A	Fairfield	48 52								
284	H	Rider	60 49	220	A	Siena	57 61								
251	A	Monmouth	75 79	96	H	Quinnipiac	68 80								
231	A	Manhattan	55 77	336	H	Saint Peter's	54 42								

Non-Div I Games:

Canisius

■ Loss,
 ■ Non-Conf,
 S Site,
 ■ Home
 ■ Away
 N Neutral

Central Ark.

Through Games Of Feb. 23, 2016

Average RPI Win:	270	WON-LOST	WINNING	LAST 10	STRENGTH OF	OPP. STRENGTH	TEAM	ADJ.	CONF.	ADJ CONF.
Average RPI Loss:	74	RECORD	PCT. RANK	GAMES	SCHEDULE	OF SCHEDULE	RPI	RPI	RPI	RPI
DIV. I ONLY	18- 3	16	9- 1	313	305	109	109	28	28	
DIV. I NON-CONF.	6- 1	27	0- 0	281	339	95	95	26	26	
TOTALS	RPI 1-25	RPI 26-50	W-L RECORDS	RPI 51-100	RPI 101-150	RPI 150+				
18- 3	0- 1	0- 0	OVERALL	0- 1	1- 1	17- 0				
6- 2	0- 0	0- 0	HOME	0- 1	0- 1	6- 0				
10- 1	0- 0	0- 0	AWAY	0- 0	1- 0	9- 0				
2- 0	0- 0	0- 0	NEUTRAL	0- 0	0- 0	2- 0				
6- 1	0- 1	0- 0	NON-CONFERENCE	0- 0	0- 0	6- 0				
2- 0	0- 0	0- 0	HOME	0- 0	0- 0	2- 0				
2- 1	0- 1	0- 0	AWAY	0- 0	0- 0	2- 0				
2- 0	0- 0	0- 0	NEUTRAL	0- 0	0- 0	2- 0				
12- 2	0- 0	0- 0	CONFERENCE	0- 1	1- 1	11- 0				
4- 2	0- 0	0- 0	HOME	0- 1	0- 1	4- 0				
8- 0	0- 0	0- 0	AWAY	0- 0	1- 0	7- 0				
0- 0	0- 0	0- 0	NEUTRAL	0- 0	0- 0	0- 0				

RPI 1-25				RPI 26-50				RPI 51-100				RPI 101+ Team's RPI: 109			
RPI	S	Opponent	Score	RPI	S	Opponent	Score	RPI	S	Opponent	Score	RPI	S	Opponent	Score
24	A	Tennessee	47 102					69	H	Abilene Christian	49 61	128	A	Northwestern St.	74 49
												128	H	Northwestern St.	56 60
												161	A	McNeese St.	70 56
												205	A	Southeast Mo. St.	63 54
												212	A	Stephen F. Austin	55 53
												237	A	Sam Houston St.	73 63
												247	H	Houston Baptist	45 44
												271	A	Murray St.	61 51
												271	H	Murray St.	50 40
												282	H	Lamar	74 49
												291	N	Campbell	57 34
												298	N	South Carolina St.	51 38
												309	H	Southeastern La.	80 58
												312	H	Alcorn	58 35
												313	A	A&M-Corpus Christi	66 55
												317	A	Nicholls St.	71 65
												332	A	Incarnate Word	76 57
												335	A	New Orleans	59 44
												335	H	New Orleans	67 55
LAST 12 Division I GAMES:															
237	A	Sam Houston St.	73 63	128	A	Northwestern St.	74 49								
161	A	McNeese St.	70 56	317	A	Nicholls St.	71 65								
332	A	Incarnate Word	76 57	335	A	New Orleans	59 44								
128	H	Northwestern St.	56 60	247	H	Houston Baptist	45 44								
335	H	New Orleans	67 55	282	H	Lamar	74 49								
309	H	Southeastern La.	80 58	212	A	Stephen F. Austin	55 53								

Non-Div I Games: Central Baptist 70 37 Hendrix 72 43 Crowley's Ridge 93 38 Jarvis Christian 77 23
Central Ark.

Loss, Non-Conf, S Site, H Home A Away N Neutral

Average RPI Win:	281	WON-LOST	WINNING	LAST 10	STRENGTH OF	OPP. STRENGTH	TEAM	ADJ.	CONF.	ADJ CONF.
Average RPI Loss:	216	RECORD	PCT. RANK	GAMES	SCHEDULE	OF SCHEDULE	RPI	RPI	RPI	RPI
DIV. I ONLY	10- 17	249	5- 5	304	330	288	288	30	30	
DIV. I NON-CONF.	3- 8	258	0- 0	223	170	277	277	32	32	
TOTALS	RPI 1-25	RPI 26-50	W-L RECORDS	RPI 51-100	RPI 101-150	RPI 150+				
10- 17	0- 1	0- 0	OVERALL	0- 2	0- 1	10- 13				
6- 6	0- 0	0- 0	HOME	0- 0	0- 0	6- 6				
4- 11	0- 1	0- 0	AWAY	0- 2	0- 1	4- 7				
0- 0	0- 0	0- 0	NEUTRAL	0- 0	0- 0	0- 0				
3- 8	0- 1	0- 0	NON-CONFERENCE	0- 2	0- 1	3- 4				
3- 1	0- 0	0- 0	HOME	0- 0	0- 0	3- 1				
0- 7	0- 1	0- 0	AWAY	0- 2	0- 1	0- 3				
0- 0	0- 0	0- 0	NEUTRAL	0- 0	0- 0	0- 0				
7- 9	0- 0	0- 0	CONFERENCE	0- 0	0- 0	7- 9				
3- 5	0- 0	0- 0	HOME	0- 0	0- 0	3- 5				
4- 4	0- 0	0- 0	AWAY	0- 0	0- 0	4- 4				
0- 0	0- 0	0- 0	NEUTRAL	0- 0	0- 0	0- 0				

RPI 1-25				RPI 26-50				RPI 51-100				RPI 101+ Team's RPI: 288			
RPI	S	Opponent	Score	RPI	S	Opponent	Score	RPI	S	Opponent	Score	RPI	S	Opponent	Score
11	A	Maryland	43 86					66	A	Army West Point	52 81	131	A	Penn St.	47 73
								71	A	Maine	42 62	177	A	Fordham	48 63
												213	A	Sacred Heart	69 79
												213	H	Sacred Heart	57 61
												216	A	Hartford	41 49
												218	A	Robert Morris	55 72
												218	H	Robert Morris	48 39
												221	H	Massachusetts	78 68
												226	H	Dartmouth	59 55
												238	H	New Hampshire	50 64
												245	A	Bryant	56 70
												245	H	Bryant	53 65
												258	A	Saint Francis (PA)	79 59
												258	H	Saint Francis (PA)	66 51
												296	A	Vermont	63 79
												310	A	Fairleigh Dickinson	78 75
												321	H	UMass Lowell	64 53
												325	A	LIU Brooklyn	65 57
												325	H	LIU Brooklyn	45 59
												330	A	Mt. St. Mary's	48 54
												330	H	Mt. St. Mary's	55 59
												334	H	St. Francis Brooklyn	65 61
												341	A	Wagner	62 52
												341	H	Wagner	63 64
LAST 12 Division I GAMES:															
330	H	Mt. St. Mary's	55 59	245	H	Bryant	53 65								
341	H	Wagner	63 64	334	H	St. Francis Brooklyn	65 61								
325	A	LIU Brooklyn	65 57	218	H	Robert Morris	48 39								
213	A	Sacred Heart	69 79	258	H	Saint Francis (PA)	66 51								
218	A	Robert Morris	55 72	213	H	Sacred Heart	57 61								
258	A	Saint Francis (PA)	79 59	341	A	Wagner	62 52								

Non-Div I Games:

Central Conn. St.

■ Loss,
 ■ Non-Conf,
 ■ S Site,
 ■ H Home
 ■ A Away
 N Neutral

Average RPI Win:	193	WON-LOST	WINNING	LAST 10	STRENGTH OF	OPP. STRENGTH	TEAM	ADJ.	CONF.	ADJ CONF.
Average RPI Loss:	108	RECORD	PCT. RANK	GAMES	SCHEDULE	OF SCHEDULE	RPI	RPI	RPI	RPI
DIV. I ONLY	17- 8	73	8- 2	122	137	83	83	11	11	
DIV. I NON-CONF.	6- 5	146	0- 0	134	121	131	131	13	13	
TOTALS	RPI 1-25	RPI 26-50	W-L RECORDS	RPI 51-100	RPI 101-150	RPI 150+				
17- 8	0- 1	0- 1	OVERALL	3- 1	3- 3	11- 2				
9- 3	0- 1	0- 0	HOME	1- 1	2- 1	6- 0				
7- 5	0- 0	0- 1	AWAY	2- 0	1- 2	4- 2				
1- 0	0- 0	0- 0	NEUTRAL	0- 0	0- 0	1- 0				
6- 5	0- 1	0- 0	NON-CONFERENCE	1- 0	0- 2	5- 2				
3- 2	0- 1	0- 0	HOME	1- 0	0- 1	2- 0				
2- 3	0- 0	0- 0	AWAY	0- 0	0- 1	2- 2				
1- 0	0- 0	0- 0	NEUTRAL	0- 0	0- 0	1- 0				
11- 3	0- 0	0- 1	CONFERENCE	2- 1	3- 1	6- 0				
6- 1	0- 0	0- 0	HOME	0- 1	2- 0	4- 0				
5- 2	0- 0	0- 1	AWAY	2- 0	1- 1	2- 0				
0- 0	0- 0	0- 0	NEUTRAL	0- 0	0- 0	0- 0				

RPI 1-25				RPI 26-50				RPI 51-100				RPI 101+			
RPI	S	Opponent	Score	RPI	S	Opponent	Score	RPI	S	Opponent	Score	RPI	S	Opponent	Score
18	H	Duquesne	49 68	29	A	Ohio	84 86	70	H	Middle Tenn.	81 59	104	H	Memphis	61 64
								72	A	Ball St.	74 65	105	A	Saint Joseph's	66 76
								91	A	Eastern Mich.	66 65	116	H	Western Mich.	53 51
								99	H	Toledo	79 81	129	A	Akron	97 77
												129	H	Akron	81 60
												138	A	Buffalo	61 67
												153	A	Illinois	69 74
												164	H	SIUE	78 65
												178	A	Loyola Chicago	68 59
												206	A	Oakland	110 87
												210	H	Indiana St.	85 65
												219	A	Ill.-Chicago	63 66
												253	H	Bowling Green	76 75
												261	A	Northern Ill.	73 67
												261	H	Northern Ill.	95 63
												266	A	Miami (OH)	72 58
												266	H	Miami (OH)	77 54
												284	N	Rider	76 58
												324	H	Kent St.	81 61
LAST 12 Division I GAMES:															
				99	H	Toledo	79 81					116	H	Western Mich.	53 51
				261	A	Northern Ill.	73 67					129	H	Akron	81 60
				72	A	Ball St.	74 65					266	A	Miami (OH)	72 58
				253	H	Bowling Green	76 75					29	A	Ohio	84 86
				91	A	Eastern Mich.	66 65					261	H	Northern Ill.	95 63
				266	H	Miami (OH)	77 54					129	A	Akron	97 77

Non-Div I Games:

Central Mich.

Charleston So.

Through Games Of Feb. 23, 2016

Average RPI Win:	292	WON-LOST	WINNING	LAST 10	STRENGTH OF	OPP. STRENGTH	TEAM	ADJ.	CONF.	ADJ CONF.
Average RPI Loss:	198	RECORD	PCT. RANK	GAMES	SCHEDULE	OF SCHEDULE	RPI	RPI	RPI	RPI
DIV. I ONLY	10- 14	226	5- 5	341	261	292	292	26	26	
DIV. I NON-CONF.	2- 4	234	0- 0	349	86	342	342	29	29	
TOTALS	RPI 1-25	RPI 26-50	W-L RECORDS	RPI 51-100	RPI 101-150	RPI 150+				
10- 14	0- 0	0- 0	OVERALL	0- 1	0- 3	10- 10				
6- 5	0- 0	0- 0	HOME	0- 0	0- 2	6- 3				
4- 9	0- 0	0- 0	AWAY	0- 1	0- 1	4- 7				
0- 0	0- 0	0- 0	NEUTRAL	0- 0	0- 0	0- 0				
2- 4	0- 0	0- 0	NON-CONFERENCE	0- 1	0- 0	2- 3				
2- 0	0- 0	0- 0	HOME	0- 0	0- 0	2- 0				
0- 4	0- 0	0- 0	AWAY	0- 1	0- 0	0- 3				
0- 0	0- 0	0- 0	NEUTRAL	0- 0	0- 0	0- 0				
8- 10	0- 0	0- 0	CONFERENCE	0- 0	0- 3	8- 7				
4- 5	0- 0	0- 0	HOME	0- 0	0- 2	4- 3				
4- 5	0- 0	0- 0	AWAY	0- 0	0- 1	4- 4				
0- 0	0- 0	0- 0	NEUTRAL	0- 0	0- 0	0- 0				

RPI 1-25			RPI 26-50			RPI 51-100			RPI 101+			Team's RPI: 292
RPI	S	Opponent	Score	RPI	S	Opponent	Score	RPI	S	Opponent	Score	
						92 A Virginia	65 85			112 A Liberty	40 51	
										112 H Liberty	49 59	
										122 H UNC Asheville	50 58	
										191 A Gardner-Webb	55 63	
										191 H Gardner-Webb	66 63	
										197 A Radford	40 55	
										197 H Radford	50 61	
										225 A Presbyterian	37 52	
										225 H Presbyterian	49 63	
										228 A Col. of Charleston	66 81	
										248 A Clemson	36 43	
										250 A High Point	64 62	
										268 A Coastal Caro.	40 61	
										268 H Coastal Caro.	62 73	
										280 A Ga. Southern	51 64	
										291 A Campbell	60 45	
										291 H Campbell	65 57	
										305 H Wofford	74 64	
										311 H Western Caro.	80 59	
										318 A Winthrop	58 50	
										318 H Winthrop	54 51	
										320 A Longwood	63 54	
										320 H Longwood	66 58	
LAST 12 Division I GAMES:												
291 A Campbell			60 45	112 H Liberty			49 59					
191 H Gardner-Webb			66 63	318 A Winthrop			58 50					
268 A Coastal Caro.			40 61	291 H Campbell			65 57					
197 H Radford			50 61	197 A Radford			40 55					
225 A Presbyterian			37 52	268 H Coastal Caro.			62 73					
320 H Longwood			66 58	191 A Gardner-Webb			55 63					

Non-Div I Games: Paine 69 62 Columbia Int'l 67 35 Warner 73 53

Charleston So.

Loss, Non-Conf, S Site, H Home A Away N Neutral

Average RPI Win: 189		WON-LOST	WINNING	LAST 10	STRENGTH OF	OPP. STRENGTH	TEAM	ADJ.	CONF.	ADJ CONF.
Average RPI Loss: 83		RECORD	PCT. RANK	GAMES	SCHEDULE	OF SCHEDULE	RPI	RPI	RPI	RPI
DIV. I ONLY		16- 9	92	7- 3	85	131	75	75	12	12
DIV. I NON-CONF.		7- 4	110	0- 0	74	158	80	80	10	10
TOTALS	RPI 1-25		RPI 26-50		W-L RECORDS		RPI 51-100		RPI 101-150	RPI 150+
16- 9	0- 0		1- 4		OVERALL		1- 2		1- 3	13- 0
10- 2	0- 0		1- 1		HOME		1- 0		0- 1	8- 0
5- 7	0- 0		0- 3		AWAY		0- 2		0- 2	5- 0
1- 0	0- 0		0- 0		NEUTRAL		0- 0		1- 0	0- 0
7- 4	0- 0		0- 3		NON-CONFERENCE		1- 1		1- 0	5- 0
4- 1	0- 0		0- 1		HOME		1- 0		0- 0	3- 0
2- 3	0- 0		0- 2		AWAY		0- 1		0- 0	2- 0
1- 0	0- 0		0- 0		NEUTRAL		0- 0		1- 0	0- 0
9- 5	0- 0		1- 1		CONFERENCE		0- 1		0- 3	8- 0
6- 1	0- 0		1- 0		HOME		0- 0		0- 1	5- 0
3- 4	0- 0		0- 1		AWAY		0- 1		0- 2	3- 0
0- 0	0- 0		0- 0		NEUTRAL		0- 0		0- 0	0- 0

RPI 1-25				RPI 26-50				RPI 51-100				RPI 101+			
RPI	S	Opponent	Score	RPI	S	Opponent	Score	RPI	S	Opponent	Score	RPI	S	Opponent	Score
				26	H	Miami (FL)	70 77	70	A	Middle Tenn.	67 72	110	N	Mercer	72 62
				27	A	Missouri	71 88	72	H	Ball St.	72 66	143	A	Old Dominion	85 94
				42	A	North Carolina St.	65 72	97	A	Elon	83 90	143	H	Old Dominion	59 71
				49	A	Western Ky.	66 77					146	A	UAB	57 75
				49	H	Western Ky.	81 72					151	H	Southern Miss.	80 59
												152	A	Marshall	64 61
												152	H	Marshall	87 77
												167	A	Davidson	99 88
												172	H	Louisiana Tech	63 58
												189	H	Fla. Atlantic	85 79
												218	H	Robert Morris	94 73
												223	A	Rice	69 58
												224	A	North Texas	82 70
												228	H	Col. of Charleston	89 61
												264	A	Georgia St.	83 71
												302	H	FIU	87 74
												349	H	N.C. Central	67 52
LAST 12 Division I GAMES:															
				49	H	Western Ky.	81 72	302	H	FIU	87 74				
				152	H	Marshall	87 77	49	A	Western Ky.	66 77				
				224	A	North Texas	82 70	152	A	Marshall	64 61				
				223	A	Rice	69 58	146	A	UAB	57 75				
				143	A	Old Dominion	85 94	70	A	Middle Tenn.	67 72				
				189	H	Fla. Atlantic	85 79	172	H	Louisiana Tech	63 58				

Non-Div I Games:

Charlotte

■ Loss, ■ Non-Conf, S Site, H Home A Away N Neutral

Chattanooga

Through Games Of Feb. 23, 2016

Average RPI Win:	196	WON-LOST	WINNING	LAST 10	STRENGTH OF	OPP. STRENGTH	TEAM	ADJ.	CONF.	ADJ CONF.
Average RPI Loss:	49	RECORD	PCT. RANK	GAMES	SCHEDULE	OF SCHEDULE	RPI	RPI	RPI	RPI
DIV. I ONLY	20- 7	47	8- 2	94	124	51	51	17	17	
DIV. I NON-CONF.	9- 5	108	0- 0	21	19	39	39	15	15	
TOTALS	RPI 1-25	RPI 26-50	W-L RECORDS	RPI 51-100	RPI 101-150	RPI 150+				
20- 7	0- 3	1- 2	OVERALL	2- 0	3- 2	14- 0				
13- 1	0- 1	1- 0	HOME	2- 0	3- 0	7- 0				
6- 6	0- 2	0- 2	AWAY	0- 0	0- 2	6- 0				
1- 0	0- 0	0- 0	NEUTRAL	0- 0	0- 0	1- 0				
9- 5	0- 3	1- 2	NON-CONFERENCE	2- 0	1- 0	5- 0				
7- 1	0- 1	1- 0	HOME	2- 0	1- 0	3- 0				
1- 4	0- 2	0- 2	AWAY	0- 0	0- 0	1- 0				
1- 0	0- 0	0- 0	NEUTRAL	0- 0	0- 0	1- 0				
11- 2	0- 0	0- 0	CONFERENCE	0- 0	2- 2	9- 0				
6- 0	0- 0	0- 0	HOME	0- 0	2- 0	4- 0				
5- 2	0- 0	0- 0	AWAY	0- 0	0- 2	5- 0				
0- 0	0- 0	0- 0	NEUTRAL	0- 0	0- 0	0- 0				

RPI 1-25				RPI 26-50				RPI 51-100				Team's RPI: 51		RPI 101+			
RPI	S	Opponent	Score	RPI	S	Opponent	Score	RPI	S	Opponent	Score			RPI	S	Opponent	Score
4	H	UConn	31 79	35	A	South Fla.	33 61	87	H	UT Martin	61 46			103	H	Harvard	62 58
10	A	Stanford	30 73	41	H	Arkansas St.	55 54	100	H	Belmont	62 53			110	A	Mercer	44 67
24	A	Tennessee	57 59	46	A	Indiana	43 54							110	H	Mercer	67 45
														111	A	Samford	43 48
														111	H	Samford	53 30
														151	H	Southern Miss.	53 48
														159	A	ETSU	65 57
														161	H	McNeese St.	68 53
														165	N	East Carolina	72 61
														183	H	Butler	60 49
														227	A	Furman	56 50
														227	H	Furman	61 46
														256	A	UNCW	61 33
														299	A	UNCG	74 53
														299	H	UNCG	72 61
														305	A	Wofford	53 40
														305	H	Wofford	65 48
														311	A	Western Caro.	65 51
														311	H	Western Caro.	77 59
LAST 12 Division I GAMES:																	
				110	H	Mercer	67 45					159	A	ETSU	65 57		
				111	H	Samford	53 30					111	A	Samford	43 48		
				311	A	Western Caro.	65 51					110	A	Mercer	44 67		
				299	A	UNCG	74 53					299	H	UNCG	72 61		
				305	H	Wofford	65 48					311	H	Western Caro.	77 59		
				227	H	Furman	61 46					227	A	Furman	56 50		

Non-Div I Games:

Chattanooga

■ Loss,
 ■ Non-Conf, S Site,
 ■ Home
 ■ Away
 N Neutral

Average RPI Win: 292	WON-LOST	WINNING	LAST 10	STRENGTH OF	OPP. STRENGTH	TEAM	ADJ.	CONF.	ADJ CONF.
Average RPI Loss: 199	RECORD	PCT. RANK	GAMES	SCHEDULE	OF SCHEDULE	RPI	RPI	RPI	RPI
DIV. I ONLY	4- 22	327	2- 8	296	256	340	340	25	25
DIV. I NON-CONF.	2- 12	311	0- 0	301	264	338	338	25	25
TOTALS	RPI 1-25	RPI 26-50	W-L RECORDS	RPI 51-100	RPI 101-150	RPI 150+			
4- 22	0- 1	0- 1	OVERALL	0- 2	0- 1	4- 17			
3- 11	0- 0	0- 1	HOME	0- 1	0- 0	3- 9			
1- 11	0- 1	0- 0	AWAY	0- 1	0- 1	1- 8			
0- 0	0- 0	0- 0	NEUTRAL	0- 0	0- 0	0- 0			
2- 12	0- 1	0- 1	NON-CONFERENCE	0- 0	0- 1	2- 9			
1- 6	0- 0	0- 1	HOME	0- 0	0- 0	1- 5			
1- 6	0- 1	0- 0	AWAY	0- 0	0- 1	1- 4			
0- 0	0- 0	0- 0	NEUTRAL	0- 0	0- 0	0- 0			
2- 10	0- 0	0- 0	CONFERENCE	0- 2	0- 0	2- 8			
2- 5	0- 0	0- 0	HOME	0- 1	0- 0	2- 4			
0- 5	0- 0	0- 0	AWAY	0- 1	0- 0	0- 4			
0- 0	0- 0	0- 0	NEUTRAL	0- 0	0- 0	0- 0			

RPI 1-25				RPI 26-50				RPI 51-100				RPI 101+ Team's RPI: 340			
RPI	S	Opponent	Score	RPI	S	Opponent	Score	RPI	S	Opponent	Score	RPI	S	Opponent	Score
22	A	DePaul	42 88	48	H	Kansas St.	54 63	93	A	New Mexico St.	63 76	116	A	Western Mich.	56 65
								93	H	New Mexico St.	60 70	153	A	Illinois	36 67
												173	H	Milwaukee	48 55
												206	H	Oakland	51 74
												207	A	Utah Valley	46 74
												207	H	Utah Valley	62 69
												208	H	UTRGV	56 64
												219	H	Ill.-Chicago	47 51
												229	A	Western Ill.	50 88
												230	A	Grand Canyon	36 74
												230	H	Grand Canyon	60 65
												240	A	CSU Bakersfield	43 76
												240	H	CSU Bakersfield	61 74
												257	A	Seattle	45 59
												257	H	Seattle	57 49
												261	H	Northern Ill.	50 68
												300	A	Jackson St.	76 59
												303	H	UMKC	77 72
												304	H	Bradley	60 66
												306	H	Morehead St.	75 71
												316	A	IPFW	51 62
												319	A	Illinois St.	53 57
LAST 12 Division I GAMES:															
230	H	Grand Canyon	60 65	207	A	Utah Valley	46 74								
207	H	Utah Valley	62 69	230	A	Grand Canyon	36 74								
93	A	New Mexico St.	63 76	93	H	New Mexico St.	60 70								
240	H	CSU Bakersfield	61 74	208	H	UTRGV	56 64								
257	H	Seattle	57 49	257	A	Seattle	45 59								
303	H	UMKC	77 72	240	A	CSU Bakersfield	43 76								

Non-Div I Games:

Chicago St.

■ Loss,
■ Non-Conf,
■ S Site,
■ H Home
■ A Away
N Neutral

Average RPI Win:	253	WON-LOST	WINNING	LAST 10	STRENGTH OF	OPP. STRENGTH	TEAM	ADJ.	CONF.	ADJ CONF.
Average RPI Loss:	81	RECORD	PCT. RANK	GAMES	SCHEDULE	OF SCHEDULE	RPI	RPI	RPI	RPI
DIV. I ONLY	8- 18	273	2- 8	69	79	196	196	9	9	
DIV. I NON-CONF.	4- 7	222	0- 0	25	80	169	169	7	7	
TOTALS	RPI 1-25	RPI 26-50	W-L RECORDS	RPI 51-100	RPI 101-150	RPI 150+				
8- 18	0- 6	0- 2	OVERALL	0- 3	1- 3	7- 4				
5- 8	0- 2	0- 1	HOME	0- 2	1- 1	4- 2				
3- 8	0- 2	0- 1	AWAY	0- 1	0- 2	3- 2				
0- 2	0- 2	0- 0	NEUTRAL	0- 0	0- 0	0- 0				
4- 7	0- 4	0- 0	NON-CONFERENCE	0- 1	1- 1	3- 1				
4- 2	0- 1	0- 0	HOME	0- 1	1- 0	3- 0				
0- 3	0- 1	0- 0	AWAY	0- 0	0- 1	0- 1				
0- 2	0- 2	0- 0	NEUTRAL	0- 0	0- 0	0- 0				
4- 11	0- 2	0- 2	CONFERENCE	0- 2	0- 2	4- 3				
1- 6	0- 1	0- 1	HOME	0- 1	0- 1	1- 2				
3- 5	0- 1	0- 1	AWAY	0- 1	0- 1	3- 1				
0- 0	0- 0	0- 0	NEUTRAL	0- 0	0- 0	0- 0				

RPI 1-25				RPI 26-50				RPI 51-100				RPI 101+ Team's RPI: 196			
RPI	S	Opponent	Score	RPI	S	Opponent	Score	RPI	S	Opponent	Score	RPI	S	Opponent	Score
3	N	Baylor	34 72	35	A	South Fla.	49 82	61	A	Temple	51 74	104	A	Memphis	51 54
4	A	UConn	34 88	35	H	South Fla.	51 78	61	H	Temple	49 74	104	H	Memphis	47 64
4	H	UConn	45 107					87	H	UT Martin	57 63	139	H	Northern Ky.	71 68
5	H	Ohio St.	76 105									148	A	Xavier	56 65
20	A	Georgia	42 60									154	A	Detroit	68 77
23	N	Michigan St.	63 103									165	A	East Carolina	60 63
												170	H	SMU	55 73
												192	A	Tulsa	55 53
												253	H	Bowling Green	54 51
												258	H	Saint Francis (PA)	93 86
												269	A	UCF	68 50
												269	H	UCF	60 80
												285	A	Houston	67 61
												285	H	Houston	56 50
												339	H	Eastern Ill.	70 57
LAST 12 Division I GAMES:															
285	A	Houston	67 61	285	H	Houston	56 50								
4	A	UConn	34 88	170	H	SMU	55 73								
35	H	South Fla.	51 78	165	A	East Carolina	60 63								
61	H	Temple	49 74	269	H	UCF	60 80								
104	A	Memphis	51 54	192	A	Tulsa	55 53								
35	A	South Fla.	49 82	61	A	Temple	51 74								

Non-Div I Games:

Cincinnati

■ Loss,
■ Non-Conf, S Site,
■ Home
■ Away
N Neutral

Average RPI Win:	247	WON-LOST	WINNING	LAST 10	STRENGTH OF	OPP. STRENGTH	TEAM	ADJ.	CONF.	ADJ CONF.
Average RPI Loss:	105	RECORD	PCT. RANK	GAMES	SCHEDULE	OF SCHEDULE	RPI	RPI	RPI	RPI
DIV. I ONLY	4- 23	330	0- 10	46	93	248	248	4	4	
DIV. I NON-CONF.	4- 9	245	0- 0	104	329	241	241	5	5	
TOTALS	RPI 1-25	RPI 26-50	W-L RECORDS	RPI 51-100	RPI 101-150	RPI 150+				
4- 23	0- 5	0- 1	OVERALL	0- 6	1- 6	3- 5				
3- 11	0- 2	0- 1	HOME	0- 2	1- 3	2- 3				
1- 10	0- 3	0- 0	AWAY	0- 4	0- 2	1- 1				
0- 2	0- 0	0- 0	NEUTRAL	0- 0	0- 1	0- 1				
4- 9	0- 1	0- 0	NON-CONFERENCE	0- 2	1- 1	3- 5				
3- 4	0- 1	0- 0	HOME	0- 0	1- 0	2- 3				
1- 3	0- 0	0- 0	AWAY	0- 2	0- 0	1- 1				
0- 2	0- 0	0- 0	NEUTRAL	0- 0	0- 1	0- 1				
0- 14	0- 4	0- 1	CONFERENCE	0- 4	0- 5	0- 0				
0- 7	0- 1	0- 1	HOME	0- 2	0- 3	0- 0				
0- 7	0- 3	0- 0	AWAY	0- 2	0- 2	0- 0				
0- 0	0- 0	0- 0	NEUTRAL	0- 0	0- 0	0- 0				

RPI 1-25				RPI 26-50				RPI 51-100				RPI 101+ Team's RPI: 248			
RPI	S	Opponent	Score	RPI	S	Opponent	Score	RPI	S	Opponent	Score	RPI	S	Opponent	Score
2	H	South Carolina	41 67	26	H	Miami (FL)	49 83	52	H	Duke	43 72	113	H	Wake Forest	45 55
15	A	Louisville	33 75					60	A	Oregon	56 69	117	A	Virginia Tech	49 79
16	A	Syracuse	62 83					71	A	Maine	42 75	118	H	Boston College	64 67
17	A	Florida St.	56 75					76	A	Georgia Tech	48 77	120	H	Pittsburgh	56 59
17	H	Florida St.	40 85					76	H	Georgia Tech	63 76	122	H	UNC Asheville	67 49
								92	A	Virginia	48 65	124	A	North Carolina	56 72
												138	N	Buffalo	51 61
												183	N	Butler	50 54
												195	H	William & Mary	41 58
												227	A	Furman	49 70
												268	H	Coastal Caro.	47 63
												274	A	Tennessee Tech	71 53
												292	H	Charleston So.	43 36
												295	H	Florida A&M	68 77
												298	H	South Carolina St.	63 54
LAST 12 Division I GAMES:															
92	A	Virginia	48 65	120	H	Pittsburgh	56 59								
118	H	Boston College	64 67	15	A	Louisville	33 75								
76	A	Georgia Tech	48 77	76	H	Georgia Tech	63 76								
113	H	Wake Forest	45 55	52	H	Duke	43 72								
17	A	Florida St.	56 75	117	A	Virginia Tech	49 79								
16	A	Syracuse	62 83	17	H	Florida St.	40 85								

Non-Div I Games:

Clemson

■ Loss,
 ■ Non-Conf, S Site,
 ■ Home
 ■ Away
 N Neutral

Average RPI Win: 224	WON-LOST	WINNING	LAST 10	STRENGTH OF	OPP. STRENGTH	TEAM	ADJ.	CONF.	ADJ CONF.
Average RPI Loss: 161	RECORD	PCT. RANK	GAMES	SCHEDULE	OF SCHEDULE	RPI	RPI	RPI	RPI
DIV. I ONLY	6- 18	296	2- 4	160	198	277	277	14	14
DIV. I NON-CONF.	3- 7	248	0- 1	317	269	318	318	16	16
TOTALS	RPI 1-25	RPI 26-50	W-L RECORDS	RPI 51-100	RPI 101-150	RPI 150+			
6- 18	0- 0	0- 2	OVERALL	0- 4	2- 2	4- 10			
4- 7	0- 0	0- 1	HOME	0- 1	1- 2	3- 3			
2- 9	0- 0	0- 1	AWAY	0- 2	1- 0	1- 6			
0- 2	0- 0	0- 0	NEUTRAL	0- 1	0- 0	0- 1			
3- 7	0- 0	0- 0	NON-CONFERENCE	0- 4	0- 0	3- 3			
2- 2	0- 0	0- 0	HOME	0- 1	0- 0	2- 1			
1- 3	0- 0	0- 0	AWAY	0- 2	0- 0	1- 1			
0- 2	0- 0	0- 0	NEUTRAL	0- 1	0- 0	0- 1			
3- 11	0- 0	0- 2	CONFERENCE	0- 0	2- 2	1- 7			
2- 5	0- 0	0- 1	HOME	0- 0	1- 2	1- 2			
1- 6	0- 0	0- 1	AWAY	0- 0	1- 0	0- 5			
0- 0	0- 0	0- 0	NEUTRAL	0- 0	0- 0	0- 0			

RPI S	Opponent	Score	RPI S	Opponent	Score	RPI S	Opponent	Score	RPI S	Opponent	Score	Team's RPI: 277
28	A Green Bay	53 71	28	H Green Bay	45 66	58	N Saint Louis	65 76	101	H Wright St.	65 93	
						89	H Bucknell	57 59	130	A Youngstown St.	53 43	
						99	A Toledo	53 66	130	H Youngstown St.	75 68	
						100	A Belmont	58 76	139	H Northern Ky.	51 83	
									154	A Detroit	68 82	
									154	H Detroit	60 66	
									173	A Milwaukee	58 59	
									173	H Milwaukee	46 62	
									206	A Oakland	69 79	
									206	H Oakland	88 75	
									219	A Ill.-Chicago	62 80	
									243	A Valparaiso	59 66	
									253	H Bowling Green	69 48	
									299	N UNCG	51 55	
									302	H FIU	64 57	
									308	A Niagara	72 73	
									324	A Kent St.	60 49	
									326	H Evansville	63 72	
LAST 12 Division I GAMES:												
299	N UNCG	51 55	101	H Wright St.	65 93							
130	A Youngstown St.	53 43	139	H Northern Ky.	51 83							
28	A Green Bay	53 71	219	A Ill.-Chicago	62 80							
173	A Milwaukee	58 59	243	A Valparaiso	59 66							
206	H Oakland	88 75	130	H Youngstown St.	75 68							
154	H Detroit	60 66	173	H Milwaukee	46 62							

Non-Div I Games:

Cleveland St.

Average RPI Win: 239	WON-LOST	WINNING	LAST 10	STRENGTH OF	OPP. STRENGTH	TEAM	ADJ.	CONF.	ADJ CONF.
Average RPI Loss: 207	RECORD	PCT. RANK	GAMES	SCHEDULE	OF SCHEDULE	RPI	RPI	RPI	RPI
DIV. I ONLY	8- 15	260	4- 6	236	317	268	268	26	26
DIV. I NON-CONF.	2- 4	234	0- 0	252	258	260	260	29	29
TOTALS	RPI 1-25	RPI 26-50	W-L RECORDS	RPI 51-100	RPI 101-150	RPI 150+			
8- 15	0- 0	0- 0	OVERALL	0- 1	1- 4	7- 10			
4- 5	0- 0	0- 0	HOME	0- 0	0- 2	4- 3			
4- 7	0- 0	0- 0	AWAY	0- 0	1- 1	3- 6			
0- 3	0- 0	0- 0	NEUTRAL	0- 1	0- 1	0- 1			
2- 4	0- 0	0- 0	NON-CONFERENCE	0- 1	0- 1	2- 2			
1- 0	0- 0	0- 0	HOME	0- 0	0- 0	1- 0			
1- 1	0- 0	0- 0	AWAY	0- 0	0- 0	1- 1			
0- 3	0- 0	0- 0	NEUTRAL	0- 1	0- 1	0- 1			
6- 11	0- 0	0- 0	CONFERENCE	0- 0	1- 3	5- 8			
3- 5	0- 0	0- 0	HOME	0- 0	0- 2	3- 3			
3- 6	0- 0	0- 0	AWAY	0- 0	1- 1	2- 5			
0- 0	0- 0	0- 0	NEUTRAL	0- 0	0- 0	0- 0			

RPI 1-25			RPI 26-50			RPI 51-100			RPI 101+ Team's RPI: 268		
RPI	S	Opponent	Score	RPI	S	Opponent	Score	RPI	S	Opponent	Score
						74 N Hofstra	40 82	112 A Liberty			58 51
								112 H Liberty			63 65
								113 N Wake Forest			52 81
								122 A UNC Asheville			69 77
								122 H UNC Asheville			52 63
								191 A Gardner-Webb			59 56
								197 A Radford			45 61
								197 H Radford			36 49
								213 N Sacred Heart			62 71
								225 A Presbyterian			42 66
								225 H Presbyterian			60 47
								248 A Clemson			63 47
								250 A High Point			52 53
								250 H High Point			79 53
								258 A Saint Francis (PA)			74 106
								291 A Campbell			52 73
								291 H Campbell			70 83
								292 A Charleston So.			73 62
								292 H Charleston So.			61 40
								305 H Wofford			83 69
								318 A Winthrop			43 52
								320 H Longwood			48 56
LAST 12 Division I GAMES:											
225 H Presbyterian			60 47	197 H Radford			36 49				
112 A Liberty			58 51	291 A Campbell			52 73				
292 H Charleston So.			61 40	225 A Presbyterian			42 66				
318 A Winthrop			43 52	112 H Liberty			63 65				
250 H High Point			79 53	292 A Charleston So.			73 62				
122 A UNC Asheville			69 77	250 A High Point			52 53				

Non-Div I Games: Allen 86 45 Warren Wilson 100 49 Mid-Atlantic Christ105 15

Coastal Caro.

Loss, Non-Conf, S Site, H Home A Away N Neutral

Average RPI Win:	242	WON-LOST	WINNING	LAST 10	STRENGTH OF	OPP. STRENGTH	TEAM	ADJ.	CONF.	ADJ CONF.
Average RPI Loss:	117	RECORD	PCT. RANK	GAMES	SCHEDULE	OF SCHEDULE	RPI	RPI	RPI	RPI
DIV. I ONLY	9- 16	254	4- 6	134	178	228	228	13	13	
DIV. I NON-CONF.	5- 6	180	0- 0	117	260	180	180	11	11	
TOTALS	RPI 1-25	RPI 26-50	W-L RECORDS	RPI 51-100	RPI 101-150	RPI 150+				
9- 16	0- 1	0- 2	OVERALL	1- 5	0- 3	8- 5				
6- 7	0- 1	0- 1	HOME	1- 2	0- 0	5- 3				
3- 9	0- 0	0- 1	AWAY	0- 3	0- 3	3- 2				
0- 0	0- 0	0- 0	NEUTRAL	0- 0	0- 0	0- 0				
5- 6	0- 1	0- 1	NON-CONFERENCE	0- 1	0- 3	5- 0				
4- 2	0- 1	0- 1	HOME	0- 0	0- 0	4- 0				
1- 4	0- 0	0- 0	AWAY	0- 1	0- 3	1- 0				
0- 0	0- 0	0- 0	NEUTRAL	0- 0	0- 0	0- 0				
4- 10	0- 0	0- 1	CONFERENCE	1- 4	0- 0	3- 5				
2- 5	0- 0	0- 0	HOME	1- 2	0- 0	1- 3				
2- 5	0- 0	0- 1	AWAY	0- 2	0- 0	2- 2				
0- 0	0- 0	0- 0	NEUTRAL	0- 0	0- 0	0- 0				

RPI 1-25				RPI 26-50				RPI 51-100				RPI 101+ Team's RPI: 228			
RPI	S	Opponent	Score	RPI	S	Opponent	Score	RPI	S	Opponent	Score	RPI	S	Opponent	Score
15	H	Louisville	67 71	40	A	James Madison	61 83	74	H	Hofstra	58 62	110	A	Mercer	58 66
				49	H	Western Ky.	44 78	75	A	Charlotte	61 89	117	A	Virginia Tech	47 81
								81	A	Drexel	54 66	145	A	Boise St.	38 61
								81	H	Drexel	49 46	158	H	Northeastern	49 52
								97	A	Elon	41 52	168	A	Delaware	55 72
								97	H	Elon	38 54	168	H	Delaware	47 63
												195	A	William & Mary	55 51
												195	H	William & Mary	40 66
												200	A	Weber St.	50 42
												256	A	UNCW	64 53
												273	H	Appalachian St.	60 50
												281	A	Towson	51 62
												281	H	Towson	67 55
												285	H	Houston	55 48
												292	H	Charleston So.	81 66
												318	H	Winthrop	77 63
LAST 12 Division I GAMES:															
195	H	William & Mary	40 66	281	H	Towson	67 55								
97	H	Elon	38 54	195	A	William & Mary	55 51								
281	A	Towson	51 62	97	A	Elon	41 52								
168	A	Delaware	55 72	256	A	UNCW	64 53								
81	H	Drexel	49 46	168	H	Delaware	47 63								
158	H	Northeastern	49 52	74	H	Hofstra	58 62								

Non-Div I Games:

Col. of Charleston

■ Loss,
 ■ Non-Conf,
 ■ S Site,
 ■ H Home
 ■ A Away
 N Neutral

Average RPI Win: 303	WON-LOST	WINNING	LAST 10	STRENGTH OF	OPP. STRENGTH	TEAM	ADJ.	CONF.	ADJ CONF.
Average RPI Loss: 181	RECORD	PCT. RANK	GAMES	SCHEDULE	OF SCHEDULE	RPI	RPI	RPI	RPI
DIV. I ONLY	4- 21	324	1- 9	205	270	307	307	27	27
DIV. I NON-CONF.	2- 8	290	0- 0	123	209	259	259	27	27
TOTALS	RPI 1-25	RPI 26-50	W-L RECORDS	RPI 51-100	RPI 101-150	RPI 150+			
4- 21	0- 2	0- 1	OVERALL	0- 4	0- 1	4- 13			
1- 11	0- 1	0- 1	HOME	0- 2	0- 1	1- 6			
3- 10	0- 1	0- 0	AWAY	0- 2	0- 0	3- 7			
0- 0	0- 0	0- 0	NEUTRAL	0- 0	0- 0	0- 0			
2- 8	0- 2	0- 1	NON-CONFERENCE	0- 0	0- 1	2- 4			
1- 4	0- 1	0- 1	HOME	0- 0	0- 1	1- 1			
1- 4	0- 1	0- 0	AWAY	0- 0	0- 0	1- 3			
0- 0	0- 0	0- 0	NEUTRAL	0- 0	0- 0	0- 0			
2- 13	0- 0	0- 0	CONFERENCE	0- 4	0- 0	2- 9			
0- 7	0- 0	0- 0	HOME	0- 2	0- 0	0- 5			
2- 6	0- 0	0- 0	AWAY	0- 2	0- 0	2- 4			
0- 0	0- 0	0- 0	NEUTRAL	0- 0	0- 0	0- 0			

RPI 1-25				RPI 26-50				RPI 51-100				RPI 101+ Team's RPI: 307			
RPI	S	Opponent	Score	RPI	S	Opponent	Score	RPI	S	Opponent	Score	RPI	S	Opponent	Score
4	H	UConn	50 94	36	H	St. Bonaventure	38 62	66	A	Army West Point	55 67	107	H	Gonzaga	50 80
22	A	DePaul	46 96					66	H	Army West Point	55 78	174	A	Cornell	60 73
								89	A	Bucknell	60 79	220	H	Siena	52 50
								89	H	Bucknell	51 71	232	A	Navy	41 51
												232	H	Navy	58 62
												239	A	Holy Cross	61 70
												239	H	Holy Cross	71 80
												246	A	Binghamton	56 63
												251	H	Monmouth	80 86
												252	A	Loyola Maryland	38 55
												252	H	Loyola Maryland	49 65
												272	A	American	56 64
												272	H	American	37 49
												322	A	Lafayette	72 59
												324	A	Kent St.	71 76
												325	A	LIU Brooklyn	63 53
												345	A	Boston U.	72 63
												345	H	Boston U.	58 71
LAST 12 Division I GAMES:															
252	A	Loyola Maryland	38 55	272	A	American	56 64								
345	H	Boston U.	58 71	252	H	Loyola Maryland	49 65								
89	A	Bucknell	60 79	345	A	Boston U.	72 63								
66	H	Army West Point	55 78	89	H	Bucknell	51 71								
232	H	Navy	58 62	66	A	Army West Point	55 67								
239	A	Holy Cross	61 70	232	A	Navy	41 51								

Non-Div I Games:

Colgate

■ Loss,
 ■ Non-Conf, S Site,
 ■ Home
 ■ Away
 N Neutral

Colorado

Through Games Of Feb. 23, 2016

Average RPI Win:	182	WON-LOST	WINNING	LAST 10	STRENGTH OF	OPP. STRENGTH	TEAM	ADJ.	CONF.	ADJ CONF.
Average RPI Loss:	57	RECORD	PCT. RANK	GAMES	SCHEDULE	OF SCHEDULE	RPI	RPI	RPI	RPI
DIV. I ONLY	7- 20	292	2- 8	10	21	176	176	1	1	
DIV. I NON-CONF.	5- 6	180	0- 0	70	120	164	164	1	1	
TOTALS	RPI 1-25	RPI 26-50	W-L RECORDS	RPI 51-100	RPI 101-150	RPI 150+				
7- 20	0- 8	1- 3	OVERALL	1- 6	0- 2	5- 1				
7- 9	0- 4	1- 2	HOME	1- 3	0- 0	5- 0				
0- 11	0- 4	0- 1	AWAY	0- 3	0- 2	0- 1				
0- 0	0- 0	0- 0	NEUTRAL	0- 0	0- 0	0- 0				
5- 6	0- 2	0- 2	NON-CONFERENCE	0- 0	0- 1	5- 1				
5- 2	0- 1	0- 1	HOME	0- 0	0- 0	5- 0				
0- 4	0- 1	0- 1	AWAY	0- 0	0- 1	0- 1				
0- 0	0- 0	0- 0	NEUTRAL	0- 0	0- 0	0- 0				
2- 14	0- 6	1- 1	CONFERENCE	1- 6	0- 1	0- 0				
2- 7	0- 3	1- 1	HOME	1- 3	0- 0	0- 0				
0- 7	0- 3	0- 0	AWAY	0- 3	0- 1	0- 0				
0- 0	0- 0	0- 0	NEUTRAL	0- 0	0- 0	0- 0				

RPI S	Opponent	Score	RPI S	Opponent	Score	RPI S	Opponent	Score	RPI S	Opponent	Score	Team's RPI: 176
7	A Oregon St.	50 73	27	H Missouri	75 79	60	A Oregon	70 77	134	A Arizona	52 63	
7	H Oregon St.	47 61	32	H Washington	74 76	60	H Oregon	46 59	136	A Long Beach St.	42 59	
8	A Arizona St.	37 64	43	H Southern California	66 63	73	H Washington St.	66 74	175	H Northern Colo.	63 41	
9	H UCLA	64 82	44	A Colorado St.	63 64	78	A Utah	55 71	221	H Massachusetts	90 63	
10	A Stanford	56 71				78	H Utah	68 76	225	H Presbyterian	72 60	
10	H Stanford	49 80				95	A California	35 64	236	A Wyoming	68 77	
14	A Kentucky	61 86				95	H California	78 57	241	H Loyola Marymount	92 81	
21	H Florida	61 83							276	H Northern Ariz.	90 66	
LAST 12 Division I GAMES:												
95	H California	78 57	43	H Southern California	66 63							
10	H Stanford	49 80	9	H UCLA	64 82							
60	A Oregon	70 77	7	H Oregon St.	47 61							
7	A Oregon St.	50 73	60	H Oregon	46 59							
78	H Utah	68 76	134	A Arizona	52 63							
78	A Utah	55 71	8	A Arizona St.	37 64							

Non-Div I Games:

Colorado

Loss, Non-Conf, S Site, H Home A Away N Neutral

Average RPI Win:	219	WON-LOST	WINNING	LAST 10	STRENGTH OF	OPP. STRENGTH	TEAM	ADJ.	CONF.	ADJ CONF.
Average RPI Loss:	30	RECORD	PCT. RANK	GAMES	SCHEDULE	OF SCHEDULE	RPI	RPI	RPI	RPI
DIV. I ONLY	22- 1	5	10- 0	237	192	44	44	19	19	
DIV. I NON-CONF.	8- 1	23	0- 0	196	152	42	42	20	20	
TOTALS	RPI 1-25	RPI 26-50	W-L RECORDS	RPI 51-100	RPI 101-150	RPI 150+				
22- 1	1- 0	0- 1	OVERALL	0- 0	2- 0	19- 0				
11- 0	1- 0	0- 0	HOME	0- 0	1- 0	9- 0				
10- 1	0- 0	0- 1	AWAY	0- 0	1- 0	9- 0				
1- 0	0- 0	0- 0	NEUTRAL	0- 0	0- 0	1- 0				
8- 1	1- 0	0- 1	NON-CONFERENCE	0- 0	0- 0	7- 0				
4- 0	1- 0	0- 0	HOME	0- 0	0- 0	3- 0				
3- 1	0- 0	0- 1	AWAY	0- 0	0- 0	3- 0				
1- 0	0- 0	0- 0	NEUTRAL	0- 0	0- 0	1- 0				
14- 0	0- 0	0- 0	CONFERENCE	0- 0	2- 0	12- 0				
7- 0	0- 0	0- 0	HOME	0- 0	1- 0	6- 0				
7- 0	0- 0	0- 0	AWAY	0- 0	1- 0	6- 0				
0- 0	0- 0	0- 0	NEUTRAL	0- 0	0- 0	0- 0				

RPI 1-25				RPI 26-50				Team's RPI: 44	RPI 51-100				RPI 101+			
RPI	S	Opponent	Score	RPI	S	Opponent	Score		RPI	S	Opponent	Score	RPI	S	Opponent	Score
12	H	BYU	61 55	30	A	Penn	48 49						145	A	Boise St.	83 51
													145	H	Boise St.	68 64
													175	A	Northern Colo.	62 46
													176	H	Colorado	64 63
													193	H	Montana	75 43
													198	A	San Jose St.	80 78
													198	H	San Jose St.	76 54
													204	A	Utah St.	69 49
													204	H	Utah St.	91 64
													214	A	UNLV	64 56
													214	H	UNLV	83 52
													232	A	Navy	82 73
													236	A	Wyoming	62 57
													236	H	Wyoming	63 42
													244	N	Morgan St.	54 36
													249	A	San Diego St.	60 57
													249	H	San Diego St.	70 54
													297	A	Denver	74 46
													323	A	Nevada	64 37
													332	H	Incarnate Word	60 37
													343	H	Air Force	71 47
LAST 12 Division I GAMES:																
236	A	Wyoming	62 57	236	H	Wyoming	63 42									
204	H	Utah St.	91 64	198	A	San Jose St.	80 78									
214	H	UNLV	83 52	343	H	Air Force	71 47									
145	A	Boise St.	83 51	204	A	Utah St.	69 49									
323	A	Nevada	64 37	249	A	San Diego St.	60 57									
249	H	San Diego St.	70 54	198	H	San Jose St.	76 54									

Non-Div I Games: Okla. Panhandle 90 45 Western St. 84 42

Colorado St.

■ Loss,
 ■ Non-Conf,
 ■ S Site,
 ■ Home
 ■ A Away
 N Neutral

Average RPI Win: 274	WON-LOST	WINNING	LAST 10	STRENGTH OF	OPP. STRENGTH	TEAM	ADJ.	CONF.	ADJ CONF.
Average RPI Loss: 134	RECORD	PCT. RANK	GAMES	SCHEDULE	OF SCHEDULE	RPI	RPI	RPI	RPI
DIV. I ONLY	11- 13	205	1- 9	245	219	234	234	10	10
DIV. I NON-CONF.	10- 4	86	2- 0	307	328	168	168	12	12
TOTALS	RPI 1-25	RPI 26-50	W-L RECORDS	RPI 51-100	RPI 101-150	RPI 150+			
11- 13	0- 1	0- 2	OVERALL	0- 1	0- 3	11- 6			
7- 5	0- 0	0- 0	HOME	0- 0	0- 2	7- 3			
4- 7	0- 1	0- 2	AWAY	0- 0	0- 1	4- 3			
0- 1	0- 0	0- 0	NEUTRAL	0- 1	0- 0	0- 0			
10- 4	0- 1	0- 0	NON-CONFERENCE	0- 1	0- 1	10- 1			
6- 1	0- 0	0- 0	HOME	0- 0	0- 1	6- 0			
4- 2	0- 1	0- 0	AWAY	0- 0	0- 0	4- 1			
0- 1	0- 0	0- 0	NEUTRAL	0- 1	0- 0	0- 0			
1- 9	0- 0	0- 2	CONFERENCE	0- 0	0- 2	1- 5			
1- 4	0- 0	0- 0	HOME	0- 0	0- 1	1- 3			
0- 5	0- 0	0- 2	AWAY	0- 0	0- 1	0- 2			
0- 0	0- 0	0- 0	NEUTRAL	0- 0	0- 0	0- 0			

RPI 1-25				RPI 26-50				RPI 51-100				RPI 101+ Team's RPI: 234			
RPI	S	Opponent	Score	RPI	S	Opponent	Score	RPI	S	Opponent	Score	RPI	S	Opponent	Score
8	A	Arizona St.	49 70	30	A	Penn	51 71	99	N	Toledo	75 88	103	A	Harvard	54 84
				37	A	Princeton	54 86					103	H	Harvard	66 69
												144	H	Stony Brook	71 79
												157	A	UMBC	70 68
												163	H	Yale	77 71
												174	A	Cornell	73 84
												174	H	Cornell	59 66
												203	H	Brown	63 73
												209	A	Rhode Island	56 57
												226	A	Dartmouth	53 63
												226	H	Dartmouth	73 76
												246	H	Binghamton	71 64
												252	H	Loyola Maryland	63 53
												258	H	Saint Francis (PA)	82 78
												296	H	Vermont	73 56
												310	A	Fairleigh Dickinson	87 83
												321	A	UMass Lowell	67 57
												325	A	LIU Brooklyn	84 74
												341	H	Wagner	67 48
												344	H	NJIT	72 52
LAST 12 Division I GAMES:															
226	A	Dartmouth	53 63	103	H	Harvard	66 69								
103	A	Harvard	54 84	226	H	Dartmouth	73 76								
37	A	Princeton	54 86	174	A	Cornell	73 84								
30	A	Penn	51 71	174	H	Cornell	59 66								
203	H	Brown	63 73	344	H	NJIT	72 52								
163	H	Yale	77 71	310	A	Fairleigh Dickinson	87 83								

Non-Div I Games: Central Penn 102 18

Columbia

■ Loss,
 ■ Non-Conf, S Site,
 ■ Home
 ■ Away
 N Neutral

Average RPI Win: 301	WON-LOST	WINNING	LAST 10	STRENGTH OF	OPP. STRENGTH	TEAM	ADJ.	CONF.	ADJ CONF.
Average RPI Loss: 164	RECORD	PCT. RANK	GAMES	SCHEDULE	OF SCHEDULE	RPI	RPI	RPI	RPI
DIV. I ONLY	11- 14	214	6- 4	308	296	254	254	31	31
DIV. I NON-CONF.	3- 8	258	0- 0	87	98	189	189	30	30
TOTALS	RPI 1-25	RPI 26-50	W-L RECORDS	RPI 51-100	RPI 101-150	RPI 150+			
11- 14	0- 1	0- 2	OVERALL	0- 3	1- 1	10- 7			
7- 2	0- 0	0- 0	HOME	0- 0	1- 0	6- 2			
3- 11	0- 1	0- 2	AWAY	0- 2	0- 1	3- 5			
1- 1	0- 0	0- 0	NEUTRAL	0- 1	0- 0	1- 0			
3- 8	0- 1	0- 2	NON-CONFERENCE	0- 3	0- 1	3- 1			
1- 1	0- 0	0- 0	HOME	0- 0	0- 0	1- 1			
1- 6	0- 1	0- 2	AWAY	0- 2	0- 1	1- 0			
1- 1	0- 0	0- 0	NEUTRAL	0- 1	0- 0	1- 0			
8- 6	0- 0	0- 0	CONFERENCE	0- 0	1- 0	7- 6			
6- 1	0- 0	0- 0	HOME	0- 0	1- 0	5- 1			
2- 5	0- 0	0- 0	AWAY	0- 0	0- 0	2- 5			
0- 0	0- 0	0- 0	NEUTRAL	0- 0	0- 0	0- 0			

RPI 1-25				RPI 26-50				RPI 51-100				RPI 101+ Team's RPI: 254			
RPI	S	Opponent	Score	RPI	S	Opponent	Score	RPI	S	Opponent	Score	RPI	S	Opponent	Score
16	A	Syracuse	56 88	26	A	Miami (FL)	59 78	56	N	Auburn	54 69	117	A	Virginia Tech	39 72
				38	A	West Virginia	64 96	80	A	VCU	42 73	150	H	Hampton	68 64
								92	A	Virginia	40 75	157	H	UMBC	61 68
												235	H	N.C. A&T	65 59
												244	A	Morgan St.	51 72
												255	A	Bethune-Cookman	56 69
												281	A	Towson	81 69
												283	H	UMES	61 54
												293	A	Savannah St.	55 57
												295	A	Florida A&M	73 79
												298	A	South Carolina St.	63 67
												322	N	Lafayette	64 57
												329	H	Delaware St.	84 79
												330	H	Mt. St. Mary's	66 55
												333	A	Howard	83 67
												333	H	Howard	69 71
												347	A	Norfolk St.	56 47
												347	H	Norfolk St.	69 44
												349	H	N.C. Central	63 46
LAST 12 Division I GAMES:															
347	A	Norfolk St.	56 47	244	A	Morgan St.	51 72								
150	H	Hampton	68 64	283	H	UMES	61 54								
329	H	Delaware St.	84 79	349	H	N.C. Central	63 46								
333	H	Howard	69 71	235	H	N.C. A&T	65 59								
293	A	Savannah St.	55 57	295	A	Florida A&M	73 79								
298	A	South Carolina St.	63 67	255	A	Bethune-Cookman	56 69								

Non-Div I Games: Bowie St.

63 **64**

Coppin St.

■ Loss,
 ■ Non-Conf,
 ■ S Site,
 ■ Home
 ■ A Away
 N Neutral

Average RPI Win: 251	WON-LOST	WINNING	LAST 10	STRENGTH OF	OPP. STRENGTH	TEAM	ADJ.	CONF.	ADJ CONF.
Average RPI Loss: 136	RECORD	PCT. RANK	GAMES	SCHEDULE	OF SCHEDULE	RPI	RPI	RPI	RPI
DIV. I ONLY	13- 11	147	5- 5	225	208	174	174	10	10
DIV. I NON-CONF.	8- 6	136	1- 1	298	313	207	207	12	12
TOTALS	RPI 1-25	RPI 26-50	W-L RECORDS	RPI 51-100	RPI 101-150	RPI 150+			
13- 11	0- 1	0- 2	OVERALL	0- 0	0- 4	13- 4			
10- 2	0- 0	0- 0	HOME	0- 0	0- 2	10- 0			
3- 9	0- 1	0- 2	AWAY	0- 0	0- 2	3- 4			
0- 0	0- 0	0- 0	NEUTRAL	0- 0	0- 0	0- 0			
8- 6	0- 1	0- 0	NON-CONFERENCE	0- 0	0- 2	8- 3			
6- 1	0- 0	0- 0	HOME	0- 0	0- 1	6- 0			
2- 5	0- 1	0- 0	AWAY	0- 0	0- 1	2- 3			
0- 0	0- 0	0- 0	NEUTRAL	0- 0	0- 0	0- 0			
5- 5	0- 0	0- 2	CONFERENCE	0- 0	0- 2	5- 1			
4- 1	0- 0	0- 0	HOME	0- 0	0- 1	4- 0			
1- 4	0- 0	0- 2	AWAY	0- 0	0- 1	1- 1			
0- 0	0- 0	0- 0	NEUTRAL	0- 0	0- 0	0- 0			

RPI 1-25				RPI 26-50				RPI 51-100				RPI 101+ Team's RPI: 174			
RPI	S	Opponent	Score	RPI	S	Opponent	Score	RPI	S	Opponent	Score	RPI	S	Opponent	Score
10	A	Stanford	38 93	30	A	Penn	50 65					103	A	Harvard	63 68
				37	A	Princeton	51 71					103	H	Harvard	56 65
												138	A	Buffalo	41 59
												144	H	Stony Brook	49 58
												152	A	Marshall	47 73
												163	H	Yale	74 63
												199	H	Fairfield	59 35
												203	H	Brown	85 70
												216	A	Hartford	50 53
												226	A	Dartmouth	52 60
												226	H	Dartmouth	71 58
												234	A	Columbia	66 59
												234	H	Columbia	84 73
												245	A	Bryant	70 62
												246	H	Binghamton	64 57
												258	H	Saint Francis (PA)	75 69
												281	H	Towson	88 60
												307	H	Colgate	73 60
												329	H	Delaware St.	71 62
												333	A	Howard	74 76
												338	A	Cal St. Fullerton	59 47
LAST 12 Division I GAMES:															
103	A	Harvard	63 68	226	H	Dartmouth	71 58								
226	A	Dartmouth	52 60	103	H	Harvard	56 65								
30	A	Penn	50 65	234	H	Columbia	84 73								
37	A	Princeton	51 71	234	A	Columbia	66 59								
163	H	Yale	74 63	329	H	Delaware St.	71 62								
203	H	Brown	85 70	333	A	Howard	74 76								

Non-Div I Games:

Cornell

■ Loss,
 ■ Non-Conf, S Site,
 ■ Home
 ■ Away
 N Neutral

Creighton

Through Games Of Feb. 23, 2016

Average RPI Win:	166	WON-LOST	WINNING	LAST 10	STRENGTH OF	OPP. STRENGTH	TEAM	ADJ.	CONF.	ADJ CONF.
Average RPI Loss:	98	RECORD	PCT. RANK	GAMES	SCHEDULE	OF SCHEDULE	RPI	RPI	RPI	RPI
DIV. I ONLY	13- 15	195	4- 6	100	71	140	140	6	6	
DIV. I NON-CONF.	6- 6	160	0- 0	143	116	141	141	6	6	
TOTALS	RPI 1-25	RPI 26-50	W-L RECORDS	RPI 51-100	RPI 101-150	RPI 150+				
13- 15	0- 2	2- 2	OVERALL	1- 6	2- 3	8- 2				
8- 5	0- 1	1- 2	HOME	1- 2	2- 0	4- 0				
3- 9	0- 1	1- 0	AWAY	0- 4	0- 2	2- 2				
2- 1	0- 0	0- 0	NEUTRAL	0- 0	0- 1	2- 0				
6- 6	0- 0	0- 0	NON-CONFERENCE	0- 3	1- 2	5- 1				
3- 1	0- 0	0- 0	HOME	0- 1	1- 0	2- 0				
1- 4	0- 0	0- 0	AWAY	0- 2	0- 1	1- 1				
2- 1	0- 0	0- 0	NEUTRAL	0- 0	0- 1	2- 0				
7- 9	0- 2	2- 2	CONFERENCE	1- 3	1- 1	3- 1				
5- 4	0- 1	1- 2	HOME	1- 1	1- 0	2- 0				
2- 5	0- 1	1- 0	AWAY	0- 2	0- 1	1- 1				
0- 0	0- 0	0- 0	NEUTRAL	0- 0	0- 0	0- 0				

RPI 1-25				RPI 26-50				RPI 51-100				RPI 101+ Team's RPI: 140			
RPI	S	Opponent	Score	RPI	S	Opponent	Score	RPI	S	Opponent	Score	RPI	S	Opponent	Score
22	A	DePaul	63 81	33	H	Seton Hall	82 86	63	H	South Dakota St.	51 53	106	H	UNI	69 61
22	H	DePaul	52 78	45	H	St. John's (NY)	55 66	78	A	Utah	58 74	108	A	Drake	72 81
				50	A	Villanova	65 62	82	A	Nebraska	63 65	114	N	Northwestern	52 75
				50	H	Villanova	53 48	88	A	Marquette	72 79	148	A	Xavier	55 57
								88	H	Marquette	83 81	148	H	Xavier	74 47
								94	A	Georgetown	57 69	165	N	East Carolina	91 66
								94	H	Georgetown	44 57	171	H	Marist	89 46
												183	A	Butler	52 42
												183	H	Butler	77 49
												201	N	Eastern Wash.	66 60
												217	A	Kansas	54 67
												259	A	Omaha	69 46
												263	A	Providence	59 61
												263	H	Providence	72 48
												287	H	Wichita St.	79 54
LAST 12 Division I GAMES:															
22	H	DePaul	52 78	50	H	Villanova	53 48								
88	H	Marquette	83 81	88	A	Marquette	72 79								
263	A	Providence	59 61	22	A	DePaul	63 81								
148	A	Xavier	55 57	263	H	Providence	72 48								
183	A	Butler	52 42	183	H	Butler	77 49								
94	H	Georgetown	44 57	148	H	Xavier	74 47								

Non-Div I Games:

Creighton

■ Loss,
 ■ Non-Conf,
 ■ S Site,
 ■ H Home
 ■ A Away
 N Neutral

Average RPI Win: 233	WON-LOST	WINNING	LAST 10	STRENGTH OF	OPP. STRENGTH	TEAM	ADJ.	CONF.	ADJ CONF.
Average RPI Loss: 155	RECORD	PCT. RANK	GAMES	SCHEDULE	OF SCHEDULE	RPI	RPI	RPI	RPI
DIV. I ONLY	11- 15	222	6- 4	213	202	226	226	10	10
DIV. I NON-CONF.	5- 11	244	1- 1	306	300	301	301	12	12
TOTALS	RPI 1-25	RPI 26-50	W-L RECORDS	RPI 51-100	RPI 101-150	RPI 150+			
11- 15	0- 1	0- 2	OVERALL	0- 2	1- 2	10- 8			
4- 8	0- 0	0- 2	HOME	0- 1	0- 1	4- 4			
7- 5	0- 1	0- 0	AWAY	0- 1	1- 0	6- 3			
0- 2	0- 0	0- 0	NEUTRAL	0- 0	0- 1	0- 1			
5- 11	0- 1	0- 0	NON-CONFERENCE	0- 2	0- 1	5- 7			
2- 5	0- 0	0- 0	HOME	0- 1	0- 0	2- 4			
3- 4	0- 1	0- 0	AWAY	0- 1	0- 0	3- 2			
0- 2	0- 0	0- 0	NEUTRAL	0- 0	0- 1	0- 1			
6- 4	0- 0	0- 2	CONFERENCE	0- 0	1- 1	5- 1			
2- 3	0- 0	0- 2	HOME	0- 0	0- 1	2- 0			
4- 1	0- 0	0- 0	AWAY	0- 0	1- 0	3- 1			
0- 0	0- 0	0- 0	NEUTRAL	0- 0	0- 0	0- 0			

RPI 1-25				RPI 26-50				RPI 51-100				RPI 101+ Team's RPI: 226			
RPI	S	Opponent	Score	RPI	S	Opponent	Score	RPI	S	Opponent	Score	RPI	S	Opponent	Score
15	A	Louisville	52 94	30	H	Penn	41 56	71	H	Maine	41 59	103	A	Harvard	70 64
				37	H	Princeton	48 85	81	A	Drexel	53 69	103	H	Harvard	43 56
												141	N	Jacksonville	44 51
												161	N	McNeese St.	56 78
												163	A	Yale	68 63
												174	A	Cornell	58 71
												174	H	Cornell	60 52
												203	A	Brown	63 50
												206	A	Oakland	60 78
												209	H	Rhode Island	41 57
												216	A	Hartford	43 36
												234	A	Columbia	76 73
												234	H	Columbia	63 53
												238	H	New Hampshire	57 61
												239	A	Holy Cross	60 54
												272	H	American	41 45
												288	A	Central Conn. St.	55 59
												296	H	Vermont	54 56
												308	H	Niagara	60 47
												344	A	NJIT	46 39
												345	H	Boston U.	72 52
LAST 12 Division I GAMES:															
234	H	Columbia	63 53	174	A	Cornell	58 71								
174	H	Cornell	60 52	234	A	Columbia	76 73								
203	A	Brown	63 50	103	A	Harvard	70 64								
163	A	Yale	68 63	103	H	Harvard	43 56								
30	H	Penn	41 56	344	A	NJIT	46 39								
37	H	Princeton	48 85	288	A	Central Conn. St.	55 59								

Non-Div I Games:

Dartmouth

■ Loss,
■ Non-Conf, S Site,
■ Home
■ Away
N Neutral

Davidson

Through Games Of Feb. 23, 2016

Average RPI Win:	227	WON-LOST	WINNING	LAST 10	STRENGTH OF	OPP. STRENGTH	TEAM	ADJ.	CONF.	ADJ CONF.
Average RPI Loss:	96	RECORD	PCT. RANK	GAMES	SCHEDULE	OF SCHEDULE	RPI	RPI	RPI	RPI
DIV. I ONLY	11- 16	229	4- 6	104	118	167	167	7	7	
DIV. I NON-CONF.	6- 7	176	0- 0	192	169	177	177	8	8	
TOTALS	RPI 1-25	RPI 26-50	W-L RECORDS	RPI 51-100	RPI 101-150	RPI 150+				
11- 16	0- 2	0- 4	OVERALL	1- 4	0- 1	10- 5				
4- 8	0- 2	0- 2	HOME	0- 2	0- 0	4- 2				
6- 8	0- 0	0- 2	AWAY	1- 2	0- 1	5- 3				
1- 0	0- 0	0- 0	NEUTRAL	0- 0	0- 0	1- 0				
6- 7	0- 1	0- 2	NON-CONFERENCE	0- 1	0- 1	6- 2				
2- 3	0- 1	0- 0	HOME	0- 1	0- 0	2- 1				
3- 4	0- 0	0- 2	AWAY	0- 0	0- 1	3- 1				
1- 0	0- 0	0- 0	NEUTRAL	0- 0	0- 0	1- 0				
5- 9	0- 1	0- 2	CONFERENCE	1- 3	0- 0	4- 3				
2- 5	0- 1	0- 2	HOME	0- 1	0- 0	2- 1				
3- 4	0- 0	0- 0	AWAY	1- 2	0- 0	2- 2				
0- 0	0- 0	0- 0	NEUTRAL	0- 0	0- 0	0- 0				

RPI 1-25			RPI 26-50			RPI 51-100			RPI 101+ Team's RPI: 167		
RPI	S	Opponent	Score	RPI	S	Opponent	Score	RPI	S	Opponent	Score
18	H	Duquesne	62 77	36	H	St. Bonaventure	47 59	58	A	Saint Louis	51 88
23	H	Michigan St.	44 73	39	H	George Washington	60 79	58	H	Saint Louis	50 79
				40	A	James Madison	45 87	65	A	Dayton	66 77
				42	A	North Carolina St.	42 58	75	H	Charlotte	88 99
								80	A	VCU	56 50
LAST 12 Division I GAMES:											
221	H	Massachusetts	62 66	39	H	George Washington	60 79	113	A	Wake Forest	58 77
58	A	Saint Louis	51 88	209	A	Rhode Island	62 78	159	H	ETSU	58 65
188	A	Richmond	67 59	177	H	Fordham	69 51	177	A	Fordham	40 51
18	H	Duquesne	62 77	80	A	VCU	56 50	177	H	Fordham	69 51
184	H	George Mason	68 63	36	H	St. Bonaventure	47 59	184	H	George Mason	68 63
65	A	Dayton	66 77	58	H	Saint Louis	50 79	188	A	Richmond	67 59
								197	A	Radford	68 79
								209	A	Rhode Island	62 78
								221	H	Massachusetts	62 66
								227	A	Furman	69 51
								250	A	High Point	62 60
								253	N	Bowling Green	60 56
								256	A	UNCW	77 50
								275	A	La Salle	66 58
								298	H	South Carolina St.	63 51
								311	H	Western Caro.	64 51

Non-Div I Games:

Davidson

■ Loss,
■ Non-Conf,
■ S Site,
■ H Home
■ A Away
N Neutral

Average RPI Win:	137	WON-LOST	WINNING	LAST 10	STRENGTH OF	OPP. STRENGTH	TEAM	ADJ.	CONF.	ADJ CONF.
Average RPI Loss:	59	RECORD	PCT. RANK	GAMES	SCHEDULE	OF SCHEDULE	RPI	RPI	RPI	RPI
DIV. I ONLY	13- 12	157	5- 5	9	67	65	65	7	7	
DIV. I NON-CONF.	7- 4	110	0- 0	10	9	22	22	8	8	
TOTALS	RPI 1-25	RPI 26-50	W-L RECORDS	RPI 51-100	RPI 101-150	RPI 150+				
13- 12	1- 3	1- 4	OVERALL	3- 3	1- 1	7- 1				
6- 5	0- 1	1- 2	HOME	1- 1	0- 1	4- 0				
5- 6	0- 1	0- 2	AWAY	1- 2	1- 0	3- 1				
2- 1	1- 1	0- 0	NEUTRAL	1- 0	0- 0	0- 0				
7- 4	1- 1	1- 1	NON-CONFERENCE	3- 1	0- 1	2- 0				
4- 1	0- 0	1- 0	HOME	1- 0	0- 1	2- 0				
1- 2	0- 0	0- 1	AWAY	1- 1	0- 0	0- 0				
2- 1	1- 1	0- 0	NEUTRAL	1- 0	0- 0	0- 0				
6- 8	0- 2	0- 3	CONFERENCE	0- 2	1- 0	5- 1				
2- 4	0- 1	0- 2	HOME	0- 1	0- 0	2- 0				
4- 4	0- 1	0- 1	AWAY	0- 1	1- 0	3- 1				
0- 0	0- 0	0- 0	NEUTRAL	0- 0	0- 0	0- 0				

RPI 1-25				RPI 26-50				RPI 51-100 Team's RPI: 65				RPI 101+			
RPI	S	Opponent	Score	RPI	S	Opponent	Score	RPI	S	Opponent	Score	RPI	S	Opponent	Score
10	N	Stanford	66 74	28	A	Green Bay	52 68	57	A	Purdue	58 61	105	A	Saint Joseph's	71 61
15	N	Louisville	79 66	36	H	St. Bonaventure	54 59	58	A	Saint Louis	56 70	107	H	Gonzaga	47 57
18	A	Duquesne	58 89	37	H	Princeton	85 81	71	N	Maine	58 37	163	H	Yale	81 75
18	H	Duquesne	72 76	39	A	George Washington	62 72	80	H	VCU	72 74	167	H	Davidson	77 66
				39	H	George Washington	61 62	84	H	Vanderbilt	81 56	181	H	Wisconsin	87 64
								99	A	Toledo	83 57	184	H	George Mason	81 58
												188	A	Richmond	60 48
												209	A	Rhode Island	67 53
												221	A	Massachusetts	69 76
												275	A	La Salle	67 51
LAST 12 Division I GAMES:															
18	H	Duquesne	72 76	275	A	La Salle	67 51								
221	A	Massachusetts	69 76	105	A	Saint Joseph's	71 61								
39	A	George Washington	62 72	36	H	St. Bonaventure	54 59								
184	H	George Mason	81 58	58	A	Saint Louis	56 70								
209	A	Rhode Island	67 53	80	H	VCU	72 74								
167	H	Davidson	77 66	39	H	George Washington	61 62								

Non-Div I Games:

Dayton

■ Loss,
 ■ Non-Conf,
 ■ S Site,
 ■ H Home
 ■ A Away
 N Neutral

Average RPI Win: 140	WON-LOST	WINNING	LAST 10	STRENGTH OF	OPP. STRENGTH	TEAM	ADJ.	CONF.	ADJ CONF.
Average RPI Loss: 47	RECORD	PCT. RANK	GAMES	SCHEDULE	OF SCHEDULE	RPI	RPI	RPI	RPI
DIV. I ONLY	23- 7	43	7- 2	32	66	22	22	6	6
DIV. I NON-CONF.	8- 5	120	0- 1	14	41	49	49	6	6
TOTALS	RPI 1-25	RPI 26-50	W-L RECORDS	RPI 51-100	RPI 101-150	RPI 150+			
23- 7	1- 3	6- 2	OVERALL	3- 1	6- 0	7- 1			
13- 4	0- 1	3- 2	HOME	2- 0	3- 0	5- 1			
10- 3	1- 2	3- 0	AWAY	1- 1	3- 0	2- 0			
0- 0	0- 0	0- 0	NEUTRAL	0- 0	0- 0	0- 0			
8- 5	1- 3	2- 0	NON-CONFERENCE	0- 1	2- 0	3- 1			
6- 2	0- 1	2- 0	HOME	0- 0	1- 0	3- 1			
2- 3	1- 2	0- 0	AWAY	0- 1	1- 0	0- 0			
0- 0	0- 0	0- 0	NEUTRAL	0- 0	0- 0	0- 0			
15- 2	0- 0	4- 2	CONFERENCE	3- 0	4- 0	4- 0			
7- 2	0- 0	1- 2	HOME	2- 0	2- 0	2- 0			
8- 0	0- 0	3- 0	AWAY	1- 0	2- 0	2- 0			
0- 0	0- 0	0- 0	NEUTRAL	0- 0	0- 0	0- 0			

RPI	S	Opponent	Score	RPI	S	Opponent	Score	RPI	S	Opponent	Score	RPI	S	Opponent	Score
1	A	Notre Dame	90 95	33	A	Seton Hall	86 74	63	A	South Dakota St.	79 88	114	A	Northwestern	77 64
3	A	Baylor	72 86	33	H	Seton Hall	74 83	88	H	Marquette	91 86	135	H	Southern Ill.	105 61
4	H	UConn	70 86	36	H	St. Bonaventure	77 54	94	A	Georgetown	80 66	140	A	Creighton	78 52
13	A	Texas A&M	80 66	45	A	St. John's (NY)	71 61	94	H	Georgetown	75 53	140	H	Creighton	81 63
				45	H	St. John's (NY)	77 71					148	A	Xavier	70 53
				46	H	Indiana	84 69					148	H	Xavier	82 52
				50	A	Villanova	75 47					178	H	Loyola Chicago	75 88
				50	H	Villanova	60 64					183	A	Butler	61 54
												183	H	Butler	102 63
												263	A	Providence	91 68
												263	H	Providence	96 50
												307	H	Colgate	96 46
												319	H	Illinois St.	89 41
												340	H	Chicago St.	88 42
LAST 12 Division I GAMES:															
3	A	Baylor	72 86	50	A	Villanova	75 47								
140	A	Creighton	78 52	45	H	St. John's (NY)	77 71								
263	A	Providence	91 68	33	H	Seton Hall	74 83								
183	H	Butler	102 63	263	H	Providence	96 50								
148	H	Xavier	82 52	140	H	Creighton	81 63								
94	A	Georgetown	80 66	148	A	Xavier	70 53								






















































Non-Div I Games:

DePaul

Delaware





Through Games Of Feb. 23, 2016

Average RPI Win: 227	WON-LOST	WINNING	LAST 10	STRENGTH OF	OPP. STRENGTH	TEAM	ADJ.	CONF.	ADJ CONF.
Average RPI Loss: 122	RECORD	PCT. RANK	GAMES	SCHEDULE	OF SCHEDULE	RPI	RPI	RPI	RPI
DIV. I ONLY	14- 12	150	5- 5	238	134	168	168	13	13
DIV. I NON-CONF.	5- 6	180	0- 0	314	179	235	235	11	11
TOTALS	RPI 1-25	RPI 26-50	W-L RECORDS	RPI 51-100	RPI 101-150	RPI 150+			
14- 12	0- 0	0- 1	OVERALL	1- 6	0- 0	13- 5			
8- 3	0- 0	0- 0	HOME	1- 2	0- 0	7- 1			
5- 8	0- 0	0- 1	AWAY	0- 4	0- 0	5- 3			
1- 1	0- 0	0- 0	NEUTRAL	0- 0	0- 0	1- 1			
5- 6	0- 0	0- 0	NON-CONFERENCE	0- 2	0- 0	5- 4			
2- 1	0- 0	0- 0	HOME	0- 0	0- 0	2- 1			
2- 4	0- 0	0- 0	AWAY	0- 2	0- 0	2- 2			
1- 1	0- 0	0- 0	NEUTRAL	0- 0	0- 0	1- 1			
9- 6	0- 0	0- 1	CONFERENCE	1- 4	0- 0	8- 1			
6- 2	0- 0	0- 0	HOME	1- 2	0- 0	5- 0			
3- 4	0- 0	0- 1	AWAY	0- 2	0- 0	3- 1			
0- 0	0- 0	0- 0	NEUTRAL	0- 0	0- 0	0- 0			

RPI S	Opponent	Score	RPI S	Opponent	Score	RPI S	Opponent	Score	RPI S	Opponent	Score	Team's RPI: 168
			40  James Madison	55  75		74  Hofstra	49  58		158  Northeastern	54  57		
						74  Hofstra	54 47		158  Northeastern	59 52		
						81  Drexel	43  47		165  East Carolina	58  68		
						81  Drexel	53  54		171  Marist	56 50		
						89  Bucknell	51  80		177  Fordham	55 48		
						94  Georgetown	50  61		181 N Wisconsin	52  54		
						97  Elon	64  66		184  George Mason	83  90		
									195  William & Mary	69 53		
									195  William & Mary	67 63		
									218  Robert Morris	50  53		
									228  Col. of Charleston	63 47		
									228  Col. of Charleston	72 55		
									256  UNCW	67 59		
									281  Towson	66 62		
									281  Towson	69 64		
									296  Vermont	71 60		
									314 N North Dakota St.	62 50		
									322  Lafayette	67 47		
LAST 12 Division I GAMES:												
74  Hofstra	54 47	81  Drexel	43  47									
158  Northeastern	54  57	40  James Madison	55  75									
195  William & Mary	69 53	195  William & Mary	67 63									
228  Col. of Charleston	72 55	81  Drexel	53  54									
97  Elon	64  66	281  Towson	69 64									
281  Towson	66 62	228  Col. of Charleston	63 47									

Non-Div I Games:

Delaware

 Loss,  Non-Conf, S Site,  Home  Away N Neutral

Average RPI Win:	319	WON-LOST	WINNING	LAST 10	STRENGTH OF	OPP. STRENGTH	TEAM	ADJ.	CONF.	ADJ CONF.
Average RPI Loss:	199	RECORD	PCT. RANK	GAMES	SCHEDULE	OF SCHEDULE	RPI	RPI	RPI	RPI
DIV. I ONLY	8- 18	273	4- 6	325	321	329	329	31	31	
DIV. I NON-CONF.	3- 10	277	0- 0	249	248	311	311	30	30	
TOTALS	RPI 1-25	RPI 26-50	W-L RECORDS	RPI 51-100	RPI 101-150	RPI 150+				
8- 18	0- 0	0- 1	OVERALL	0- 2	0- 2	8- 13				
6- 7	0- 0	0- 0	HOME	0- 1	0- 1	6- 5				
1- 11	0- 0	0- 1	AWAY	0- 1	0- 1	1- 8				
1- 0	0- 0	0- 0	NEUTRAL	0- 0	0- 0	1- 0				
3- 10	0- 0	0- 1	NON-CONFERENCE	0- 2	0- 1	3- 6				
2- 4	0- 0	0- 0	HOME	0- 1	0- 0	2- 3				
0- 6	0- 0	0- 1	AWAY	0- 1	0- 1	0- 3				
1- 0	0- 0	0- 0	NEUTRAL	0- 0	0- 0	1- 0				
5- 8	0- 0	0- 0	CONFERENCE	0- 0	0- 1	5- 7				
4- 3	0- 0	0- 0	HOME	0- 0	0- 1	4- 2				
1- 5	0- 0	0- 0	AWAY	0- 0	0- 0	1- 5				
0- 0	0- 0	0- 0	NEUTRAL	0- 0	0- 0	0- 0				

RPI 1-25				RPI 26-50				RPI 51-100				RPI 101+				Team's RPI: 329	
RPI	S	Opponent	Score	RPI	S	Opponent	Score	RPI	S	Opponent	Score	RPI	S	Opponent	Score		
				38	A	West Virginia	34 77	61	A	Temple	59 100	120	A	Pittsburgh	43 77		
								74	H	Hofstra	49 66	150	H	Hampton	54 63		
												174	A	Cornell	62 71		
												177	A	Fordham	58 74		
												189	A	Fla. Atlantic	55 83		
												195	H	William & Mary	59 65		
												215	H	Lehigh	49 83		
												235	H	N.C. A&T	64 84		
												244	A	Morgan St.	49 56		
												254	A	Coppin St.	79 84		
												255	A	Bethune-Cookman	35 66		
												273	N	Appalachian St.	76 69		
												283	H	UMES	61 70		
												293	A	Savannah St.	67 59		
												295	A	Florida A&M	56 86		
												298	A	South Carolina St.	48 61		
												298	H	South Carolina St.	79 61		
												320	H	Longwood	88 63		
												330	H	Mt. St. Mary's	41 54		
												333	H	Howard	87 86		
												341	H	Wagner	66 44		
												347	H	Norfolk St.	64 61		
												349	H	N.C. Central	66 56		
LAST 12 Division I GAMES:																	
				150	H	Hampton	54 63	298	H	South Carolina St.	79 61						
				347	H	Norfolk St.	64 61	235	H	N.C. A&T	64 84						
				254	A	Coppin St.	79 84	349	H	N.C. Central	66 56						
				283	H	UMES	61 70	293	A	Savannah St.	67 59						
				295	A	Florida A&M	56 86	298	A	South Carolina St.	48 61						
				255	A	Bethune-Cookman	35 66	333	H	Howard	87 86						

Non-Div I Games:

Delaware St.

■ Loss,
 ■ Non-Conf,
 ■ S Site,
 ■ H Home
 ■ A Away
 N Neutral

Average RPI Win: 292	WON-LOST	WINNING	LAST 10	STRENGTH OF	OPP. STRENGTH	TEAM	ADJ.	CONF.	ADJ CONF.
Average RPI Loss: 167	RECORD	PCT. RANK	GAMES	SCHEDULE	OF SCHEDULE	RPI	RPI	RPI	RPI
DIV. I ONLY	5- 23	319	1- 9	178	251	297	297	18	18
DIV. I NON-CONF.	2- 11	306	0- 0	183	294	286	286	19	19
TOTALS	RPI 1-25	RPI 26-50	W-L RECORDS	RPI 51-100	RPI 101-150	RPI 150+			
5- 23	0- 1	0- 1	OVERALL	0- 4	0- 5	5- 12			
2- 11	0- 0	0- 1	HOME	0- 2	0- 3	2- 5			
3- 10	0- 0	0- 0	AWAY	0- 0	0- 0	3- 1			
0- 2	0- 1	0- 0	NEUTRAL	0- 0	0- 0	0- 1			
2- 11	0- 1	0- 1	NON-CONFERENCE	0- 0	0- 1	2- 8			
0- 6	0- 0	0- 1	HOME	0- 0	0- 1	0- 4			
2- 3	0- 0	0- 0	AWAY	0- 0	0- 0	2- 3			
0- 2	0- 1	0- 0	NEUTRAL	0- 0	0- 0	0- 1			
3- 12	0- 0	0- 0	CONFERENCE	0- 4	0- 4	3- 4			
2- 5	0- 0	0- 0	HOME	0- 2	0- 2	2- 1			
1- 7	0- 0	0- 0	AWAY	0- 2	0- 2	1- 3			
0- 0	0- 0	0- 0	NEUTRAL	0- 0	0- 0	0- 0			

RPI S	Opponent	Score	RPI S	Opponent	Score	RPI S	Opponent	Score	RPI S	Opponent	Score	Team's RPI: 297
1 N	Notre Dame	52 94	44 H	Colorado St.	46 74	63 A	South Dakota St.	52 80	126 A	IUPUI	75 81	
						63 H	South Dakota St.	39 76	126 H	IUPUI	54 67	
						67 A	South Dakota	60 85	136 H	Long Beach St.	41 48	
						67 H	South Dakota	33 79	147 A	Oral Roberts	33 65	
									147 H	Oral Roberts	56 59	
									172 N	Louisiana Tech	53 58	
									173 A	Milwaukee	56 49	
									175 H	Northern Colo.	51 60	
									200 H	Weber St.	49 61	
									219 H	Ill.-Chicago	46 56	
									229 A	Western Ill.	60 63	
									229 H	Western Ill.	69 80	
									236 H	Wyoming	64 75	
									257 A	Seattle	51 59	
									259 A	Omaha	55 67	
									267 A	Pepperdine	60 64	
									303 A	UMKC	58 68	
									314 A	North Dakota St.	55 45	
									314 H	North Dakota St.	64 53	
									316 A	IPFW	49 61	
									316 H	IPFW	53 50	
									343 A	Air Force	57 48	
LAST 12 Division I GAMES:												
314 A	North Dakota St.	55 45	316 A	IPFW	49 61	126 A	IUPUI	75 81				
63 A	South Dakota St.	52 80	147 A	Oral Roberts	33 65	259 A	Omaha	55 67				
126 H	IUPUI	54 67	229 A	Western Ill.	60 63	316 H	IPFW	53 50				
229 H	Western Ill.	69 80										
147 H	Oral Roberts	56 59										
67 H	South Dakota	33 79										

Non-Div I Games:

Denver

Average RPI Win: 219	WON-LOST	WINNING	LAST 10	STRENGTH OF	OPP. STRENGTH	TEAM	ADJ.	CONF.	ADJ CONF.
Average RPI Loss: 113	RECORD	PCT. RANK	GAMES	SCHEDULE	OF SCHEDULE	RPI	RPI	RPI	RPI
DIV. I ONLY	12- 13	185	6- 4	118	128	154	154	14	14
DIV. I NON-CONF.	3- 7	248	0- 0	157	73	255	255	16	16
TOTALS	RPI 1-25	RPI 26-50	W-L RECORDS	RPI 51-100	RPI 101-150	RPI 150+			
12- 13	0- 2	0- 2	OVERALL	0- 2	3- 4	9- 3			
6- 7	0- 0	0- 0	HOME	0- 2	1- 2	5- 3			
6- 6	0- 2	0- 2	AWAY	0- 0	2- 2	4- 0			
0- 0	0- 0	0- 0	NEUTRAL	0- 0	0- 0	0- 0			
3- 7	0- 2	0- 1	NON-CONFERENCE	0- 2	0- 1	3- 1			
3- 3	0- 0	0- 0	HOME	0- 2	0- 0	3- 1			
0- 4	0- 2	0- 1	AWAY	0- 0	0- 1	0- 0			
0- 0	0- 0	0- 0	NEUTRAL	0- 0	0- 0	0- 0			
9- 6	0- 0	0- 1	CONFERENCE	0- 0	3- 3	6- 2			
3- 4	0- 0	0- 0	HOME	0- 0	1- 2	2- 2			
6- 2	0- 0	0- 1	AWAY	0- 0	2- 1	4- 0			
0- 0	0- 0	0- 0	NEUTRAL	0- 0	0- 0	0- 0			

RPI 1-25			RPI 26-50			RPI 51-100			RPI 101+ Team's RPI: 154		
RPI	S	Opponent	Score	RPI	S	Opponent	Score	RPI	S	Opponent	Score
11	A	Maryland	41 97	28	A	Green Bay	36 58	62	H	Michigan	61 88
23	A	Michigan St.	42 81	36	A	St. Bonaventure	73 84	91	H	Eastern Mich.	68 85
LAST 12 Division I GAMES:											
101	A	Wright St.	95 93	28	A	Green Bay	36 58	101	A	Wright St.	95 93
139	A	Northern Ky.	60 81	173	A	Milwaukee	89 79	101	H	Wright St.	71 89
243	H	Valparaiso	85 65	206	H	Oakland	73 79	116	A	Western Mich.	66 70
219	H	Ill.-Chicago	51 65	139	H	Northern Ky.	66 65	130	A	Youngstown St.	69 68
130	A	Youngstown St.	69 68	101	H	Wright St.	71 89	130	H	Youngstown St.	70 72
277	A	Cleveland St.	66 60	219	A	Ill.-Chicago	89 80	139	A	Northern Ky.	60 81
								139	H	Northern Ky.	66 65
								173	A	Milwaukee	89 79
								196	H	Cincinnati	77 68
								206	H	Oakland	73 79
								219	A	Ill.-Chicago	89 80
								219	H	Ill.-Chicago	51 65
								243	A	Valparaiso	72 66
								243	H	Valparaiso	85 65
								277	A	Cleveland St.	66 60
								277	H	Cleveland St.	82 68
								304	H	Bradley	67 75
								308	H	Niagara	80 75
								316	H	IPFW	64 63

Non-Div I Games: Salem Int'l 81 50

Detroit

Drake

Through Games Of Feb. 23, 2016

Average RPI Win: 209	WON-LOST	WINNING	LAST 10	STRENGTH OF	OPP. STRENGTH	TEAM	ADJ.	CONF.	ADJ CONF.
Average RPI Loss: 121	RECORD	PCT. RANK	GAMES	SCHEDULE	OF SCHEDULE	RPI	RPI	RPI	RPI
DIV. I ONLY	16- 8	77	7- 3	193	158	108	108	21	21
DIV. I NON-CONF.	6- 4	125	0- 0	112	57	94	94	17	17
TOTALS	RPI 1-25	RPI 26-50	W-L RECORDS	RPI 51-100	RPI 101-150	RPI 150+			
16- 8	0- 0	0- 1	OVERALL	3- 2	2- 3	11- 2			
8- 3	0- 0	0- 1	HOME	2- 0	2- 2	4- 0			
7- 5	0- 0	0- 0	AWAY	1- 2	0- 1	6- 2			
1- 0	0- 0	0- 0	NEUTRAL	0- 0	0- 0	1- 0			
6- 4	0- 0	0- 1	NON-CONFERENCE	1- 2	2- 0	3- 1			
3- 1	0- 0	0- 1	HOME	1- 0	2- 0	0- 0			
2- 3	0- 0	0- 0	AWAY	0- 2	0- 0	2- 1			
1- 0	0- 0	0- 0	NEUTRAL	0- 0	0- 0	1- 0			
10- 4	0- 0	0- 0	CONFERENCE	2- 0	0- 3	8- 1			
5- 2	0- 0	0- 0	HOME	1- 0	0- 2	4- 0			
5- 2	0- 0	0- 0	AWAY	1- 0	0- 1	4- 1			
0- 0	0- 0	0- 0	NEUTRAL	0- 0	0- 0	0- 0			

RPI S	Opponent	Score	RPI S	Opponent	Score	RPI S	Opponent	Score	RPI S	Opponent	Score	Team's RPI: 108
28	H Green Bay	61 86	55	A Iowa	76 89	106	A UNI	74 85				
			67	A South Dakota	87 92	106	H UNI	73 79				
			90	A Missouri St.	82 75	115	H North Dakota	73 63				
			90	H Missouri St.	95 72	135	H Southern Ill.	67 77				
			98	H Iowa St.	74 70	140	H Creighton	81 72				
						178	A Loyola Chicago	81 65				
						181	A Wisconsin	89 70				
						192	N Tulsa	91 80				
						210	A Indiana St.	53 68				
						210	H Indiana St.	80 55				
						214	A UNLV	76 68				
						261	A Northern Ill.	73 87				
						287	A Wichita St.	87 56				
						287	H Wichita St.	81 59				
						304	A Bradley	76 64				
						319	A Illinois St.	98 58				
						319	H Illinois St.	76 41				
						326	H Evansville	94 52				
LAST 12 Division I GAMES:												
106	A UNI	74 85	304	A Bradley	76 64							
210	A Indiana St.	53 68	106	H UNI	73 79							
319	A Illinois St.	98 58	319	H Illinois St.	76 41							
90	H Missouri St.	95 72	210	H Indiana St.	80 55							
287	H Wichita St.	81 59	287	A Wichita St.	87 56							
178	A Loyola Chicago	81 65	90	A Missouri St.	82 75							

Non-Div I Games: William Penn 100 61

Drake

■ Loss,
 ■ Non-Conf, S Site,
 ■ Home
 ■ Away
 N Neutral

Average RPI Win: 166	WON-LOST	WINNING	LAST 10	STRENGTH OF	OPP. STRENGTH	TEAM	ADJ.	CONF.	ADJ CONF.
Average RPI Loss: 89	RECORD	PCT. RANK	GAMES	SCHEDULE	OF SCHEDULE	RPI	RPI	RPI	RPI
DIV. I ONLY	15- 11	129	8- 2	65	106	81	81	13	13
DIV. I NON-CONF.	4- 7	222	0- 0	13	53	114	114	11	11
TOTALS	RPI 1-25	RPI 26-50	W-L RECORDS	RPI 51-100	RPI 101-150	RPI 150+			
15- 11	0- 1	1- 5	OVERALL	4- 1	1- 1	9- 3			
9- 3	0- 0	1- 1	HOME	3- 1	0- 0	5- 1			
6- 6	0- 1	0- 3	AWAY	1- 0	1- 1	4- 1			
0- 2	0- 0	0- 1	NEUTRAL	0- 0	0- 0	0- 1			
4- 7	0- 1	1- 3	NON-CONFERENCE	1- 1	1- 1	1- 1			
3- 1	0- 0	1- 0	HOME	1- 1	0- 0	1- 0			
1- 4	0- 1	0- 2	AWAY	0- 0	1- 1	0- 0			
0- 2	0- 0	0- 1	NEUTRAL	0- 0	0- 0	0- 1			
11- 4	0- 0	0- 2	CONFERENCE	3- 0	0- 0	8- 2			
6- 2	0- 0	0- 1	HOME	2- 0	0- 0	4- 1			
5- 2	0- 0	0- 1	AWAY	1- 0	0- 0	4- 1			
0- 0	0- 0	0- 0	NEUTRAL	0- 0	0- 0	0- 0			

RPI 1-25				RPI 26-50				RPI 51-100				Team's RPI: 81	RPI 101+			
RPI	S	Opponent	Score	RPI	S	Opponent	Score	RPI	S	Opponent	Score		RPI	S	Opponent	Score
16	A	Syracuse	62 83	30	A	Penn	67 72	74	H	Hofstra	67 64		105	A	Saint Joseph's	46 53
				35	A	South Fla.	58 73	84	H	Vanderbilt	64 74		150	A	Hampton	57 36
				36	H	St. Bonaventure	58 46	96	H	Quinnipiac	62 49		158	A	Northeastern	53 49
				40	A	James Madison	56 67	97	A	Elon	54 47		158	H	Northeastern	65 73
				40	H	James Madison	55 59	97	H	Elon	74 31		168	A	Delaware	54 53
				50	N	Villanova	55 67						168	H	Delaware	47 43
													193	N	Montana	50 58
													195	A	William & Mary	67 50
													226	H	Dartmouth	69 53
													228	A	Col. of Charleston	46 49
													228	H	Col. of Charleston	66 54
													256	A	UNCW	71 57
													256	H	UNCW	66 60
													281	H	Towson	56 40
LAST 12 Division I GAMES:																
				97	A	Elon	54 47	168	H	Delaware	47 43					
				281	H	Towson	56 40	74	H	Hofstra	67 64					
				256	H	UNCW	66 60	158	A	Northeastern	53 49					
				40	H	James Madison	55 59	168	A	Delaware	54 53					
				228	A	Col. of Charleston	46 49	97	H	Elon	74 31					
				256	A	UNCW	71 57	40	A	James Madison	56 67					

Non-Div I Games:

Drexel

■ Loss,
■ Non-Conf,
■ S Site,
■ H Home
■ A Away
N Neutral

D
u
k
e

D
u
k
e

Duke

Page 72

Average RPI Win: 166	WON-LOST	WINNING	LAST 10	STRENGTH OF	OPP. STRENGTH	TEAM	ADJ.	CONF.	ADJ CONF.
Average RPI Loss: 45	RECORD	PCT. RANK	GAMES	SCHEDULE	OF SCHEDULE	RPI	RPI	RPI	RPI
DIV. I ONLY	23- 3	11	8- 2	87	117	18	18	7	7
DIV. I NON-CONF.	11- 1	16	0- 0	141	244	21	21	8	8
TOTALS	RPI 1-25	RPI 26-50	W-L RECORDS	RPI 51-100	RPI 101-150	RPI 150+			
23- 3	0- 0	3- 2	OVERALL	4- 1	3- 0	13- 0			
10- 1	0- 0	3- 1	HOME	1- 0	1- 0	5- 0			
12- 2	0- 0	0- 1	AWAY	3- 1	2- 0	7- 0			
1- 0	0- 0	0- 0	NEUTRAL	0- 0	0- 0	1- 0			
11- 1	0- 0	2- 1	NON-CONFERENCE	1- 0	2- 0	6- 0			
4- 0	0- 0	2- 0	HOME	0- 0	0- 0	2- 0			
6- 1	0- 0	0- 1	AWAY	1- 0	2- 0	3- 0			
1- 0	0- 0	0- 0	NEUTRAL	0- 0	0- 0	1- 0			
12- 2	0- 0	1- 1	CONFERENCE	3- 1	1- 0	7- 0			
6- 1	0- 0	1- 1	HOME	1- 0	1- 0	3- 0			
6- 1	0- 0	0- 0	AWAY	2- 1	0- 0	4- 0			
0- 0	0- 0	0- 0	NEUTRAL	0- 0	0- 0	0- 0			

RPI 1-25		Team's RPI: 18	RPI 26-50			RPI 51-100				RPI 101+					
RPI	S	Opponent	Score	RPI	S	Opponent	Score	RPI	S	Opponent	Score	RPI	S	Opponent	Score
29	H	Ohio	64 47	58	A	Saint Louis	81 84	105	H	Saint Joseph's	73 59				
36	H	St. Bonaventure	74 62	65	A	Dayton	76 72	120	A	Pittsburgh	79 65				
37	A	Princeton	66 94	65	H	Dayton	89 58	138	A	Buffalo	79 62				
39	H	George Washington	52 70	80	A	VCU	71 67	167	A	Davidson	77 62				
45	H	St. John's (NY)	76 57	83	A	Central Mich.	68 49	177	H	Fordham	55 40				
								182	A	New Mexico	78 69				
								184	A	George Mason	72 56				
								188	A	Richmond	65 44				
								209	A	Rhode Island	79 70				
								209	H	Rhode Island	61 56				
								221	H	Massachusetts	73 64				
								235	N	N.C. A&T	81 67				
								283	H	UMES	95 59				
								322	A	Lafayette	73 65				
								333	H	Howard	86 62				
								336	A	Saint Peter's	63 38				
LAST 12 Division I GAMES:															
65	A	Dayton	76 72	80	A	VCU	71 67								
58	A	Saint Louis	81 84	188	A	Richmond	65 44								
105	H	Saint Joseph's	73 59	36	H	St. Bonaventure	74 62								
209	H	Rhode Island	61 56	39	H	George Washington	52 70								
167	A	Davidson	77 62	209	A	Rhode Island	79 70								
221	H	Massachusetts	73 64	177	H	Fordham	55 40								

Non-Div I Games: Slippery Rock 79 54

Duquesne

■ Loss,
 ■ Non-Conf,
 ■ S Site,
 ■ H Home
 ■ A Away
 N Neutral

Average RPI Win:	243	WON-LOST	WINNING	LAST 10	STRENGTH OF	OPP. STRENGTH	TEAM	ADJ.	CONF.	ADJ CONF.
Average RPI Loss:	126	RECORD	PCT. RANK	GAMES	SCHEDULE	OF SCHEDULE	RPI	RPI	RPI	RPI
DIV. I ONLY	13- 12	157	6- 4	212	189	159	159	17	17	
DIV. I NON-CONF.	5- 7	198	0- 0	165	139	150	150	15	15	
TOTALS	RPI 1-25	RPI 26-50	W-L RECORDS	RPI 51-100	RPI 101-150	RPI 150+				
13- 12	0- 1	0- 0	OVERALL	0- 3	3- 5	10- 3				
7- 3	0- 0	0- 0	HOME	0- 1	1- 2	6- 0				
6- 9	0- 1	0- 0	AWAY	0- 2	2- 3	4- 3				
0- 0	0- 0	0- 0	NEUTRAL	0- 0	0- 0	0- 0				
5- 7	0- 1	0- 0	NON-CONFERENCE	0- 2	2- 2	3- 2				
3- 0	0- 0	0- 0	HOME	0- 0	1- 0	2- 0				
2- 7	0- 1	0- 0	AWAY	0- 2	1- 2	1- 2				
0- 0	0- 0	0- 0	NEUTRAL	0- 0	0- 0	0- 0				
8- 5	0- 0	0- 0	CONFERENCE	0- 1	1- 3	7- 1				
4- 3	0- 0	0- 0	HOME	0- 1	0- 2	4- 0				
4- 2	0- 0	0- 0	AWAY	0- 0	1- 1	3- 1				
0- 0	0- 0	0- 0	NEUTRAL	0- 0	0- 0	0- 0				

RPI 1-25				RPI 26-50				RPI 51-100				RPI 101+ Team's RPI: 159			
RPI	S	Opponent	Score	RPI	S	Opponent	Score	RPI	S	Opponent	Score	RPI	S	Opponent	Score
24	A	Tennessee	49 85					51	H	Chattanooga	57 65	110	A	Mercer	55 53
								84	A	Vanderbilt	39 65	110	H	Mercer	45 61
								97	A	Elon	38 50	111	A	Samford	47 55
												111	H	Samford	51 56
												113	A	Wake Forest	52 69
												121	A	Iona	50 56
												122	H	UNC Asheville	74 68
												143	A	Old Dominion	56 52
												167	A	Davidson	65 58
												184	A	Eastern Ky.	41 64
												227	A	Furman	77 81
												227	H	Furman	68 64
												270	H	Austin Peay	80 76
												273	A	Appalachian St.	52 70
												291	H	Campbell	70 55
												299	A	UNCG	80 77
												299	H	UNCG	89 73
												305	A	Wofford	70 54
												305	H	Wofford	70 69
												311	A	Western Caro.	45 43
												311	H	Western Caro.	74 62
LAST 12 Division I GAMES:															
111	H	Samford	51 56	51	H	Chattanooga	57 65								
110	H	Mercer	45 61	110	A	Mercer	55 53								
299	A	UNCG	80 77	111	A	Samford	47 55								
311	A	Western Caro.	45 43	311	H	Western Caro.	74 62								
227	H	Furman	68 64	299	H	UNCG	89 73								
305	H	Wofford	70 69	305	A	Wofford	70 54								

Non-Div I Games: Armstrong St. 62 52 Lees-McRae 73 46 Brevard 69 46

ETSU

Loss, Non-Conf, S Site, H Home A Away N Neutral

East Carolina

Through Games Of Feb. 23, 2016

Average RPI Win:	246	WON-LOST	WINNING	LAST 10	STRENGTH OF	OPP. STRENGTH	TEAM	ADJ.	CONF.	ADJ CONF.
Average RPI Loss:	80	RECORD	PCT. RANK	GAMES	SCHEDULE	OF SCHEDULE	RPI	RPI	RPI	RPI
DIV. I ONLY	10- 17	249	2- 8	73	109	165	165	9	9	
DIV. I NON-CONF.	6- 6	160	0- 0	38	234	113	113	7	7	
TOTALS	RPI 1-25	RPI 26-50	W-L RECORDS	RPI 51-100	RPI 101-150	RPI 150+				
10- 17	0- 3	0- 3	OVERALL	0- 5	0- 3	10- 3				
4- 6	0- 1	0- 1	HOME	0- 2	0- 1	4- 1				
4- 6	0- 1	0- 1	AWAY	0- 2	0- 0	4- 2				
2- 5	0- 1	0- 1	NEUTRAL	0- 1	0- 2	2- 0				
6- 6	0- 1	0- 1	NON-CONFERENCE	0- 2	0- 2	6- 0				
2- 0	0- 0	0- 0	HOME	0- 0	0- 0	2- 0				
2- 1	0- 0	0- 0	AWAY	0- 1	0- 0	2- 0				
2- 5	0- 1	0- 1	NEUTRAL	0- 1	0- 2	2- 0				
4- 11	0- 2	0- 2	CONFERENCE	0- 3	0- 1	4- 3				
2- 6	0- 1	0- 1	HOME	0- 2	0- 1	2- 1				
2- 5	0- 1	0- 1	AWAY	0- 1	0- 0	2- 2				
0- 0	0- 0	0- 0	NEUTRAL	0- 0	0- 0	0- 0				

RPI 1-25				RPI 26-50				RPI 51-100				RPI 101+ Team's RPI: 165			
RPI	S	Opponent	Score	RPI	S	Opponent	Score	RPI	S	Opponent	Score	RPI	S	Opponent	Score
2	N	South Carolina	57 88	29	N	Ohio	61 64	51	N	Chattanooga	61 72	104	H	Memphis	78 79
4	A	UConn	46 92	35	A	South Fla.	54 75	56	A	Auburn	69 83	114	N	Northwestern	75 78
4	H	UConn	41 84	35	H	South Fla.	59 61	61	H	Temple	63 83	140	N	Creighton	66 91
								85	A	Tulane	73 78	168	A	Delaware	68 58
								85	H	Tulane	51 66	170	A	SMU	67 74
												192	A	Tulsa	79 81
												192	H	Tulsa	54 55
												196	H	Cincinnati	63 60
												201	N	Eastern Wash.	80 62
												208	N	UTRGV	70 59
												225	H	Presbyterian	84 57
												269	A	UCF	71 56
												285	A	Houston	68 59
												285	H	Houston	76 70
												312	H	Alcorn	87 58
												313	A	A&M-Corpus Christi	82 46
LAST 12 Division I GAMES:															
4	H	UConn	41 84	61	H	Temple	63 83								
285	A	Houston	68 59	85	A	Tulane	73 78								
104	H	Memphis	78 79	196	H	Cincinnati	63 60								
170	A	SMU	67 74	35	A	South Fla.	54 75								
4	A	UConn	46 92	285	H	Houston	76 70								
192	H	Tulsa	54 55	269	A	UCF	71 56								

Non-Div I Games:

East Carolina

Loss, Non-Conf, S Site, H Home A Away N Neutral

Average RPI Win:	200	WON-LOST	WINNING	LAST 10	STRENGTH OF	OPP. STRENGTH	TEAM	ADJ.	CONF.	ADJ CONF.
Average RPI Loss:	207	RECORD	PCT. RANK	GAMES	SCHEDULE	OF SCHEDULE	RPI	RPI	RPI	RPI
DIV. I ONLY	3- 23	339	2- 8	242	285	339	339	24	24	
DIV. I NON-CONF.	1- 11	336	0- 0	167	315	319	319	24	24	
TOTALS	RPI 1-25	RPI 26-50	W-L RECORDS	RPI 51-100	RPI 101-150	RPI 150+				
3- 23	0- 0	0- 0	OVERALL	0- 3	1- 1	2- 19				
3- 9	0- 0	0- 0	HOME	0- 1	1- 0	2- 8				
0- 14	0- 0	0- 0	AWAY	0- 2	0- 1	0- 11				
0- 0	0- 0	0- 0	NEUTRAL	0- 0	0- 0	0- 0				
1- 11	0- 0	0- 0	NON-CONFERENCE	0- 1	1- 1	0- 9				
1- 4	0- 0	0- 0	HOME	0- 0	1- 0	0- 4				
0- 7	0- 0	0- 0	AWAY	0- 1	0- 1	0- 5				
0- 0	0- 0	0- 0	NEUTRAL	0- 0	0- 0	0- 0				
2- 12	0- 0	0- 0	CONFERENCE	0- 2	0- 0	2- 10				
2- 5	0- 0	0- 0	HOME	0- 1	0- 0	2- 4				
0- 7	0- 0	0- 0	AWAY	0- 1	0- 0	0- 6				
0- 0	0- 0	0- 0	NEUTRAL	0- 0	0- 0	0- 0				

RPI S	Opponent	Score	RPI S	Opponent	Score	RPI S	Opponent	Score	RPI S	Opponent	Score	Team's RPI: 339
						58	A Saint Louis	47 78	104	A Memphis	49 80	
						87	H UT Martin	39 65	126	H IUPUI	77 71	
						100	A Belmont	61 89	164	A SIUE	75 87	
									173	H Milwaukee	71 82	
									178	H Loyola Chicago	75 86	
									184	H Eastern Ky.	56 75	
									190	H Stetson	66 68	
									196	A Cincinnati	57 70	
									205	A Southeast Mo. St.	52 82	
									205	H Southeast Mo. St.	64 59	
									210	A Indiana St.	42 60	
									219	A Ill.-Chicago	54 66	
									229	H Western Ill.	69 92	
									259	A Omaha	67 76	
									261	A Northern Ill.	63 79	
									262	H Tennessee St.	53 62	
									270	A Austin Peay	45 80	
									270	H Austin Peay	64 56	
									271	A Murray St.	56 66	
									271	H Murray St.	71 74	
									274	A Tennessee Tech	74 81	
									290	A Jacksonville St.	52 60	
									306	H Morehead St.	77 85	
LAST 12 Division I GAMES:												
205	A	Southeast Mo. St.	52	82	270	A	Austin Peay	45	80			
271	H	Murray St.	71	74	87	H	UT Martin	39	65			
270	H	Austin Peay	64	56	306	H	Morehead St.	77	85			
205	H	Southeast Mo. St.	64	59	184	H	Eastern Ky.	56	75			
164	A	SIUE	75	87	100	A	Belmont	61	89			
271	A	Murray St.	56	66	262	H	Tennessee St.	53	62			

Non-Div I Games:

Eastern Ill.

■ Loss,
■ Non-Conf,
■ S Site,
■ H Home
■ A Away
N Neutral

Average RPI Win:	256	WON-LOST	WINNING	LAST 10	STRENGTH OF	OPP. STRENGTH	TEAM	ADJ.	CONF.	ADJ CONF.
Average RPI Loss:	157	RECORD	PCT. RANK	GAMES	SCHEDULE	OF SCHEDULE	RPI	RPI	RPI	RPI
DIV. I ONLY	13- 10	133	6- 4	269	252	184	184	24	24	
DIV. I NON-CONF.	4- 5	193	0- 0	131	175	163	163	24	24	
TOTALS	RPI 1-25	RPI 26-50	W-L RECORDS	RPI 51-100	RPI 101-150	RPI 150+				
13- 10	0- 0	0- 2	OVERALL	1- 2	0- 1	12- 5				
7- 3	0- 0	0- 0	HOME	1- 0	0- 1	6- 2				
5- 6	0- 0	0- 1	AWAY	0- 2	0- 0	5- 3				
1- 1	0- 0	0- 1	NEUTRAL	0- 0	0- 0	1- 0				
4- 5	0- 0	0- 2	NON-CONFERENCE	0- 1	0- 1	4- 1				
2- 1	0- 0	0- 0	HOME	0- 0	0- 1	2- 0				
1- 3	0- 0	0- 1	AWAY	0- 1	0- 0	1- 1				
1- 1	0- 0	0- 1	NEUTRAL	0- 0	0- 0	1- 0				
9- 5	0- 0	0- 0	CONFERENCE	1- 1	0- 0	8- 4				
5- 2	0- 0	0- 0	HOME	1- 0	0- 0	4- 2				
4- 3	0- 0	0- 0	AWAY	0- 1	0- 0	4- 2				
0- 0	0- 0	0- 0	NEUTRAL	0- 0	0- 0	0- 0				

RPI S	Opponent	Score	RPI S	Opponent	Score	RPI S	Opponent	Score	RPI S	Opponent	Score	Team's RPI: 184
42 N	North Carolina St.	62 73	87 H	UT Martin	70 61	101 H	Wright St.	69 71	159 H	ETSU	64 41	
49 A	Western Ky.	60 76	90 A	Missouri St.	63 87	164 A	SIUE	74 89	188 A	Richmond	62 81	
			100 A	Belmont	61 72	205 H	Southeast Mo. St.	56 55	258 N	Saint Francis (PA)	88 82	
						262 A	Tennessee St.	70 66	262 H	Tennessee St.	78 67	
						266 A	Miami (OH)	77 72	270 A	Austin Peay	66 94	
						271 H	Murray St.	72 60	274 H	Tennessee Tech	72 77	
						290 A	Jacksonville St.	76 50	290 H	Jacksonville St.	54 56	
						306 A	Morehead St.	89 77	306 H	Morehead St.	100 93	
						311 H	Western Caro.	91 62	339 A	Eastern Ill.	75 56	
LAST 12 Division I GAMES:												
306 A	Morehead St.	89 77	290 H	Jacksonville St.	54 56							
290 A	Jacksonville St.	76 50	274 H	Tennessee Tech	72 77							
262 H	Tennessee St.	78 67	271 H	Murray St.	72 60							
100 A	Belmont	61 72	164 A	SIUE	74 89							
262 A	Tennessee St.	70 66	339 A	Eastern Ill.	75 56							
306 H	Morehead St.	100 93	205 H	Southeast Mo. St.	56 55							

Non-Div I Games: Cincinnati Christian 12 34 Davis & Elkins 73 58

Eastern Ky.

Loss, Non-Conf, S Site, H Home A Away N Neutral

Average RPI Win:	191	WON-LOST	WINNING	LAST 10	STRENGTH OF	OPP. STRENGTH	TEAM	ADJ.	CONF.	ADJ CONF.
Average RPI Loss:	97	RECORD	PCT. RANK	GAMES	SCHEDULE	OF SCHEDULE	RPI	RPI	RPI	RPI
DIV. I ONLY	15- 8	90	6- 4	126	139	91	91	11	11	
DIV. I NON-CONF.	7- 2	57	0- 0	137	135	51	51	13	13	
TOTALS	RPI 1-25	RPI 26-50	W-L RECORDS	RPI 51-100	RPI 101-150	RPI 150+				
15- 8	0- 1	0- 1	OVERALL	2- 3	5- 2	8- 1				
8- 3	0- 0	0- 1	HOME	2- 1	3- 1	3- 0				
7- 4	0- 1	0- 0	AWAY	0- 1	2- 1	5- 1				
0- 1	0- 0	0- 0	NEUTRAL	0- 1	0- 0	0- 0				
7- 2	0- 1	0- 0	NON-CONFERENCE	1- 1	2- 0	4- 0				
3- 0	0- 0	0- 0	HOME	1- 0	1- 0	1- 0				
4- 1	0- 1	0- 0	AWAY	0- 0	1- 0	3- 0				
0- 1	0- 0	0- 0	NEUTRAL	0- 1	0- 0	0- 0				
8- 6	0- 0	0- 1	CONFERENCE	1- 2	3- 2	4- 1				
5- 3	0- 0	0- 1	HOME	1- 1	2- 1	2- 0				
3- 3	0- 0	0- 0	AWAY	0- 1	1- 1	2- 1				
0- 0	0- 0	0- 0	NEUTRAL	0- 0	0- 0	0- 0				

RPI 1-25				RPI 26-50				RPI 51-100 Team's RPI: 91				RPI 101+			
RPI	S	Opponent	Score	RPI	S	Opponent	Score	RPI	S	Opponent	Score	RPI	S	Opponent	Score
14	A	Kentucky	67 89	29	H	Ohio	64 71	62	H	Michigan	64 63	103	A	Harvard	85 81
								69	N	Abilene Christian	59 83	116	H	Western Mich.	70 66
								72	A	Ball St.	54 76	129	A	Akron	72 75
								83	H	Central Mich.	65 66	129	H	Akron	65 68
								99	H	Toledo	59 41	138	A	Buffalo	70 55
												138	H	Buffalo	67 56
												147	H	Oral Roberts	77 69
												154	A	Detroit	85 68
												208	H	UTRGV	78 56
												251	A	Monmouth	78 68
												253	A	Bowling Green	63 67
												261	A	Northern Ill.	87 80
												261	H	Northern Ill.	84 60
												266	A	Miami (OH)	70 46
												324	H	Kent St.	72 51
												343	A	Air Force	72 59
LAST 12 Division I GAMES:															
261	H	Northern Ill.	84 60	253	A	Bowling Green	63 67								
138	A	Buffalo	70 55	99	H	Toledo	59 41								
266	A	Miami (OH)	70 46	72	A	Ball St.	54 76								
116	H	Western Mich.	70 66	324	H	Kent St.	72 51								
83	H	Central Mich.	65 66	29	H	Ohio	64 71								
129	A	Akron	72 75	261	A	Northern Ill.	87 80								

Non-Div I Games: Madonna 104 45 Hillsdale 94 77

Eastern Mich.

Average RPI Win:	242	WON-LOST	WINNING	LAST 10	STRENGTH OF	OPP. STRENGTH	TEAM	ADJ.	CONF.	ADJ CONF.
Average RPI Loss:	149	RECORD	PCT. RANK	GAMES	SCHEDULE	OF SCHEDULE	RPI	RPI	RPI	RPI
DIV. I ONLY	17- 9	86	7- 3	340	130	201	201	20	20	
DIV. I NON-CONF.	5- 6	180	0- 0	308	220	267	267	22	22	
TOTALS	RPI 1-25	RPI 26-50	W-L RECORDS	RPI 51-100	RPI 101-150	RPI 150+				
17- 9	0- 0	0- 0	OVERALL	0- 1	2- 5	15- 3				
10- 3	0- 0	0- 0	HOME	0- 1	1- 1	9- 1				
7- 3	0- 0	0- 0	AWAY	0- 0	1- 1	6- 0				
0- 3	0- 0	0- 0	NEUTRAL	0- 0	0- 2	0- 1				
5- 6	0- 0	0- 0	NON-CONFERENCE	0- 1	0- 4	5- 1				
3- 2	0- 0	0- 0	HOME	0- 1	0- 1	3- 0				
2- 1	0- 0	0- 0	AWAY	0- 0	0- 1	2- 0				
0- 3	0- 0	0- 0	NEUTRAL	0- 0	0- 2	0- 1				
12- 3	0- 0	0- 0	CONFERENCE	0- 0	2- 1	10- 2				
7- 1	0- 0	0- 0	HOME	0- 0	1- 0	6- 1				
5- 2	0- 0	0- 0	AWAY	0- 0	1- 1	4- 1				
0- 0	0- 0	0- 0	NEUTRAL	0- 0	0- 0	0- 0				

RPI 1-25				RPI 26-50				RPI 51-100				RPI 101+ Team's RPI: 201					
RPI	S	Opponent	Score	RPI	S	Opponent	Score	RPI	S	Opponent	Score	RPI	S	Opponent	Score		
								69	H	Abilene Christian	60	72	107	A	Gonzaga	56	78
													114	N	Northwestern	70	74
													115	A	North Dakota	69	72
													115	H	North Dakota	60	57
													137	A	Idaho	74	66
													140	N	Creighton	60	66
													145	H	Boise St.	79	84
													159	H	Montana St.	81	69
													165	N	East Carolina	62	80
													169	A	Sacramento St.	100	83
													169	H	Sacramento St.	91	94
													175	A	Northern Colo.	66	57
													175	H	Northern Colo.	59	55
													193	H	Montana	67	65
													207	H	Utah Valley	68	64
													276	A	Northern Ariz.	81	71
													276	H	Northern Ariz.	72	65
													287	A	Wichita St.	67	62
													301	H	CSUN	70	59
													315	A	Portland St.	79	81
													315	H	Portland St.	70	57
													328	A	Southern Utah	85	82
													328	H	Southern Utah	64	53
													338	A	Cal St. Fullerton	68	57
													343	H	Air Force	65	44
LAST 12 Division I GAMES:																	
				315	H	Portland St.	70	57	169	A	Sacramento St.	100	83				
				169	H	Sacramento St.	91	94	315	A	Portland St.	79	81				
				175	A	Northern Colo.	66	57	193	H	Montana	67	65				
				115	A	North Dakota	69	72	159	H	Montana St.	81	69				
				328	H	Southern Utah	64	53	276	A	Northern Ariz.	81	71				
				276	H	Northern Ariz.	72	65	328	A	Southern Utah	85	82				

Non-Div I Games: Eastern Ore. 64 40

Eastern Wash.

■ Loss,
 ■ Non-Conf,
 ■ S Site,
 ■ Home
 ■ A Away
 N Neutral

Average RPI Win:	191	WON-LOST	WINNING	LAST 10	STRENGTH OF	OPP. STRENGTH	TEAM	ADJ.	CONF.	ADJ CONF.
Average RPI Loss:	110	RECORD	PCT. RANK	GAMES	SCHEDULE	OF SCHEDULE	RPI	RPI	RPI	RPI
DIV. I ONLY	15- 10	114	7- 3	133	102	97	97	13	13	
DIV. I NON-CONF.	6- 4	125	0- 0	50	76	48	48	11	11	
TOTALS	RPI 1-25	RPI 26-50	W-L RECORDS	RPI 51-100	RPI 101-150	RPI 150+				
15- 10	0- 1	1- 2	OVERALL	2- 3	0- 1	12- 3				
8- 3	0- 0	0- 1	HOME	2- 1	0- 0	6- 1				
7- 7	0- 1	1- 1	AWAY	0- 2	0- 1	6- 2				
0- 0	0- 0	0- 0	NEUTRAL	0- 0	0- 0	0- 0				
6- 4	0- 1	1- 1	NON-CONFERENCE	1- 0	0- 1	4- 1				
3- 0	0- 0	0- 0	HOME	1- 0	0- 0	2- 0				
3- 4	0- 1	1- 1	AWAY	0- 0	0- 1	2- 1				
0- 0	0- 0	0- 0	NEUTRAL	0- 0	0- 0	0- 0				
9- 6	0- 0	0- 1	CONFERENCE	1- 3	0- 0	8- 2				
5- 3	0- 0	0- 1	HOME	1- 1	0- 0	4- 1				
4- 3	0- 0	0- 0	AWAY	0- 2	0- 0	4- 1				
0- 0	0- 0	0- 0	NEUTRAL	0- 0	0- 0	0- 0				

RPI 1-25				RPI 26-50				RPI 51-100				Team's RPI: 97	RPI 101+			
RPI	S	Opponent	Score	RPI	S	Opponent	Score	RPI	S	Opponent	Score		RPI	S	Opponent	Score
2	A	South Carolina	63 78	38	A	West Virginia	57 67	74	A	Hofstra	49 59		112	A	Liberty	63 72
				40	H	James Madison	76 81	74	H	Hofstra	61 60		158	A	Northeastern	56 54
				42	A	North Carolina St.	69 66	75	H	Charlotte	90 83		158	H	Northeastern	61 67
								81	A	Drexel	31 74		159	H	ETSU	50 38
								81	H	Drexel	47 54		168	A	Delaware	66 64
													195	H	William & Mary	73 51
													227	A	Furman	65 55
													228	A	Col. of Charleston	54 38
													228	H	Col. of Charleston	52 41
													232	A	Navy	70 73
													250	H	High Point	80 69
													256	A	UNCW	67 60
													256	H	UNCW	70 53
													272	A	American	62 54
													281	A	Towson	78 85
													281	H	Towson	80 58
LAST 12 Division I GAMES:																
				81	H	Drexel	47 54	74	A	Hofstra	49 59					
				228	A	Col. of Charleston	54 38	158	A	Northeastern	56 54					
				158	H	Northeastern	61 67	256	H	UNCW	70 53					
				281	H	Towson	80 58	228	H	Col. of Charleston	52 41					
				168	A	Delaware	66 64	81	A	Drexel	31 74					
				195	H	William & Mary	73 51	281	A	Towson	78 85					

Non-Div I Games: Lenoir-Rhyne 67 29

Elon

Evansville

Through Games Of Feb. 23, 2016

Average RPI Win: 291	WON-LOST	WINNING	LAST 10	STRENGTH OF	OPP. STRENGTH	TEAM	ADJ.	CONF.	ADJ CONF.
Average RPI Loss: 172	RECORD	PCT. RANK	GAMES	SCHEDULE	OF SCHEDULE	RPI	RPI	RPI	RPI
DIV. I ONLY	2- 23	344	0- 10	170	258	326	326	21	21
DIV. I NON-CONF.	1- 10	330	0- 0	94	312	276	276	17	17
TOTALS	RPI 1-25	RPI 26-50	W-L RECORDS	RPI 51-100	RPI 101-150	RPI 150+			
2- 23	0- 0	0- 0	OVERALL	0- 6	0- 6	2- 11			
1- 10	0- 0	0- 0	HOME	0- 3	0- 2	1- 5			
1- 11	0- 0	0- 0	AWAY	0- 2	0- 4	1- 5			
0- 2	0- 0	0- 0	NEUTRAL	0- 1	0- 0	0- 1			
1- 10	0- 0	0- 0	NON-CONFERENCE	0- 4	0- 2	1- 4			
0- 4	0- 0	0- 0	HOME	0- 2	0- 1	0- 1			
1- 4	0- 0	0- 0	AWAY	0- 1	0- 1	1- 2			
0- 2	0- 0	0- 0	NEUTRAL	0- 1	0- 0	0- 1			
1- 13	0- 0	0- 0	CONFERENCE	0- 2	0- 4	1- 7			
1- 6	0- 0	0- 0	HOME	0- 1	0- 1	1- 4			
0- 7	0- 0	0- 0	AWAY	0- 1	0- 3	0- 3			
0- 0	0- 0	0- 0	NEUTRAL	0- 0	0- 0	0- 0			

RPI S	Opponent	Score	RPI S	Opponent	Score	RPI S	Opponent	Score	RPI S	Opponent	Score	Team's RPI: 326
						64 N	Santa Clara	44 62	106 A	UNI	51 62	
			72 H	Ball St.	53 73	108 A	Drake	52 94	126 H	IUPUI	62 68	
			82 A	Nebraska	40 85	126 H	IUPUI	62 68	135 A	Southern Ill.	56 74	
			87 H	UT Martin	48 75	135 H	Southern Ill.	63 66	148 A	Xavier	57 65	
			90 A	Missouri St.	70 77	159 N	Montana St.	55 81	178 A	Loyola Chicago	54 67	
			90 H	Missouri St.	47 66	178 H	Loyola Chicago	49 63	210 H	Indiana St.	44 59	
						253 A	Bowling Green	56 74	266 A	Miami (OH)	85 91	
						271 H	Murray St.	54 73	277 A	Cleveland St.	72 63	
						287 A	Wichita St.	50 58	287 H	Wichita St.	31 44	
						304 A	Bradley	52 66	304 H	Bradley	62 46	
						304 H	Bradley	62 46	319 H	Illinois St.	57 64	
LAST 12 Division I GAMES:												
			90 H	Missouri St.	47 66	319 H	Illinois St.	57 64				
			287 H	Wichita St.	31 44	287 A	Wichita St.	50 58				
			135 H	Southern Ill.	63 66	90 A	Missouri St.	70 77				
			178 A	Loyola Chicago	54 67	135 A	Southern Ill.	56 74				
			304 A	Bradley	52 66	304 H	Bradley	62 46				
			210 H	Indiana St.	44 59	178 H	Loyola Chicago	49 63				

Non-Div I Games:

Evansville

Loss, Non-Conf, S Site, H Home A Away N Neutral

Average RPI Win: 215	WON-LOST	WINNING	LAST 10	STRENGTH OF	OPP. STRENGTH	TEAM	ADJ.	CONF.	ADJ CONF.
Average RPI Loss: 73	RECORD	PCT. RANK	GAMES	SCHEDULE	OF SCHEDULE	RPI	RPI	RPI	RPI
DIV. I ONLY	24- 4	16	10- 0	192	204	68	68	29	29
DIV. I NON-CONF.	11- 4	76	0- 0	56	77	53	53	28	28
TOTALS	RPI 1-25	RPI 26-50	W-L RECORDS	RPI 51-100	RPI 101-150	RPI 150+			
24- 4	0- 0	1- 3	OVERALL	2- 0	6- 0	15- 1			
11- 2	0- 0	0- 1	HOME	2- 0	2- 0	7- 1			
11- 0	0- 0	1- 0	AWAY	0- 0	2- 0	8- 0			
2- 2	0- 0	0- 2	NEUTRAL	0- 0	2- 0	0- 0			
11- 4	0- 0	1- 3	NON-CONFERENCE	2- 0	4- 0	4- 1			
4- 2	0- 0	0- 1	HOME	2- 0	1- 0	1- 1			
5- 0	0- 0	1- 0	AWAY	0- 0	1- 0	3- 0			
2- 2	0- 0	0- 2	NEUTRAL	0- 0	2- 0	0- 0			
13- 0	0- 0	0- 0	CONFERENCE	0- 0	2- 0	11- 0			
7- 0	0- 0	0- 0	HOME	0- 0	1- 0	6- 0			
6- 0	0- 0	0- 0	AWAY	0- 0	1- 0	5- 0			
0- 0	0- 0	0- 0	NEUTRAL	0- 0	0- 0	0- 0			

RPI S	Opponent	Score	RPI S	Opponent	Score	RPI S	Opponent	Score	RPI S	Opponent	Score
29	N Ohio	57 69	31	N Mississippi St.	60 65	39	A George Washington	64 60	41	H Arkansas St.	48 62
29	H Auburn	52 45	96	H Quinnipiac	71 70	103	H Harvard	74 65	116	N Western Mich.	60 42
129	A Akron	82 64	134	N Arizona	57 55	141	A Jacksonville	59 55	141	H Jacksonville	58 39
189	H Fla. Atlantic	55 62	190	H Stetson	61 48	202	A USC Upstate	56 44	202	H USC Upstate	54 43
216	H Hartford	64 44	235	A N.C. A&T	60 36	263	A Providence	50 41	293	A Kennesaw St.	78 47
293	H Kennesaw St.	63 41	302	A FIU	81 53	327	A North Florida	65 38	327	H North Florida	75 50
331	A Lipscomb	71 39	331	H Lipscomb	91 52	344	A NJIT	53 32	344	H NJIT	70 37
331	H Lipscomb	91 52	141	H Jacksonville	58 39	327	A North Florida	65 38	293	A Kennesaw St.	78 47
293	H Kennesaw St.	63 41	331	A Lipscomb	71 39	344	H NJIT	70 37	202	H USC Upstate	54 43
202	A USC Upstate	56 44	344	H NJIT	70 37						
344	A NJIT	53 32									
141	A Jacksonville	59 55									
327	H North Florida	75 50									

LAST 12 Division I GAMES:

Non-Div I Games: St. Thomas (FL) 86 33

FGCU

■ Loss,
 ■ Non-Conf,
 ■ S Site,
 ■ Home
 ■ Away
 N Neutral

Average RPI Win:	257	WON-LOST	WINNING	LAST 10	STRENGTH OF	OPP. STRENGTH	TEAM	ADJ.	CONF.	ADJ CONF.
Average RPI Loss:	147	RECORD	PCT. RANK	GAMES	SCHEDULE	OF SCHEDULE	RPI	RPI	RPI	RPI
DIV. I ONLY	4- 22	327	2- 8	157	142	302	302	12	12	
DIV. I NON-CONF.	2- 9	296	0- 0	248	233	328	328	10	10	
TOTALS	RPI 1-25	RPI 26-50	W-L RECORDS	RPI 51-100	RPI 101-150	RPI 150+				
4- 22	0- 2	0- 2	OVERALL	0- 4	1- 3	3- 11				
3- 12	0- 1	0- 1	HOME	0- 3	1- 1	2- 6				
1- 10	0- 0	0- 0	AWAY	0- 0	0- 1	1- 1				
0- 0	0- 0	0- 0	NEUTRAL	0- 0	0- 0	0- 0				
2- 9	0- 0	0- 1	NON-CONFERENCE	0- 2	0- 2	2- 4				
2- 5	0- 0	0- 0	HOME	0- 2	0- 1	2- 2				
0- 4	0- 0	0- 1	AWAY	0- 0	0- 1	0- 2				
0- 0	0- 0	0- 0	NEUTRAL	0- 0	0- 0	0- 0				
2- 13	0- 2	0- 1	CONFERENCE	0- 2	1- 1	1- 7				
1- 7	0- 1	0- 1	HOME	0- 1	1- 0	0- 4				
1- 6	0- 1	0- 0	AWAY	0- 1	0- 1	1- 3				
0- 0	0- 0	0- 0	NEUTRAL	0- 0	0- 0	0- 0				

RPI S	Opponent	Score	RPI S	Opponent	Score	RPI S	Opponent	Score	RPI S	Opponent	Score	Team's RPI: 302
25	A UTEP	52 70	26	A Miami (FL)	55 83	68	H FGCU	53 81	113	H Wake Forest	53 57	
25	H UTEP	57 69	49	H Western Ky.	69 71	70	H Middle Tenn.	62 85	141	A Jacksonville	44 80	
						75	A Charlotte	74 87	143	A Old Dominion	49 84	
						88	H Marquette	83 95	146	H UAB	72 61	
									151	A Southern Miss.	55 82	
									152	H Marshall	58 65	
									172	A Louisiana Tech	63 82	
									189	A Fla. Atlantic	82 87	
									209	H Rhode Island	50 68	
									223	H Rice	62 68	
									224	H North Texas	40 58	
									265	A UTSA	59 54	
									265	H UTSA	52 63	
									269	A UCF	72 89	
									277	A Cleveland St.	57 64	
									287	H Wichita St.	62 76	
									295	H Florida A&M	81 65	
									321	H UMass Lowell	71 68	
LAST 12 Division I GAMES:												
223	H Rice	62 68	143	A Old Dominion	49 84							
224	H North Texas	40 58	75	A Charlotte	74 87							
265	A UTSA	59 54	25	H UTEP	57 69							
25	A UTEP	52 70	265	H UTSA	52 63							
70	H Middle Tenn.	62 85	151	A Southern Miss.	55 82							
146	H UAB	72 61	172	A Louisiana Tech	63 82							

Non-Div I Games:

FIU

■ Loss,
■ Non-Conf,
■ S Site,
■ H Home
■ A Away
N Neutral

Fairfield

Through Games Of Feb. 23, 2016

Average RPI Win:	248	WON-LOST	WINNING	LAST 10	STRENGTH OF	OPP. STRENGTH	TEAM	ADJ.	CONF.	ADJ CONF.
Average RPI Loss:	161	RECORD	PCT. RANK	GAMES	SCHEDULE	OF SCHEDULE	RPI	RPI	RPI	RPI
DIV. I ONLY	16- 11	122	8- 2	282	236	199	199	23	23	
DIV. I NON-CONF.	5- 4	138	0- 0	132	208	157	157	23	23	
TOTALS	RPI 1-25	RPI 26-50	W-L RECORDS	RPI 51-100	RPI 101-150	RPI 150+				
16- 11	0- 0	0- 2	OVERALL	0- 2	1- 1	15- 6				
10- 6	0- 0	0- 1	HOME	0- 2	1- 1	9- 2				
6- 5	0- 0	0- 1	AWAY	0- 0	0- 0	6- 4				
0- 0	0- 0	0- 0	NEUTRAL	0- 0	0- 0	0- 0				
5- 4	0- 0	0- 2	NON-CONFERENCE	0- 1	1- 0	4- 1				
4- 2	0- 0	0- 1	HOME	0- 1	1- 0	3- 0				
1- 2	0- 0	0- 1	AWAY	0- 0	0- 0	1- 1				
0- 0	0- 0	0- 0	NEUTRAL	0- 0	0- 0	0- 0				
11- 7	0- 0	0- 0	CONFERENCE	0- 1	0- 1	11- 5				
6- 4	0- 0	0- 0	HOME	0- 1	0- 1	6- 2				
5- 3	0- 0	0- 0	AWAY	0- 0	0- 0	5- 3				
0- 0	0- 0	0- 0	NEUTRAL	0- 0	0- 0	0- 0				

RPI S	Opponent	Score	RPI S	Opponent	Score	RPI S	Opponent	Score	RPI S	Opponent	Score	Team's RPI: 199
45	A St. John's (NY)	54 73	47	H Albany (NY)	50 62	74	H Hofstra	53 67	103	H Harvard	67 50	
						96	H Quinnipiac	55 64	121	H Iona	46 56	
									171	A Marist	63 64	
									171	H Marist	57 72	
									174	A Cornell	35 59	
									211	A Canisius	51 50	
									211	H Canisius	52 48	
									213	H Sacred Heart	61 50	
									220	A Siena	71 51	
									220	H Siena	67 55	
									231	A Manhattan	59 57	
									231	H Manhattan	55 70	
									251	A Monmouth	68 60	
									251	H Monmouth	80 70	
									252	A Loyola Maryland	71 45	
									275	H La Salle	62 59	
									284	A Rider	55 39	
									284	H Rider	63 56	
									308	A Niagara	55 56	
									308	H Niagara	61 43	
									316	H IPFW	74 62	
									336	A Saint Peter's	46 56	
									336	H Saint Peter's	76 49	
LAST 12 Division I GAMES:												
171	A Marist	63 64	251	A Monmouth	68 60							
220	A Siena	71 51	284	H Rider	63 56							
251	H Monmouth	80 70	211	H Canisius	52 48							
336	H Saint Peter's	76 49	96	H Quinnipiac	55 64							
220	H Siena	67 55	231	A Manhattan	59 57							
308	H Niagara	61 43	284	A Rider	55 39							

Non-Div I Games:

Fairfield

■ Loss,
 ■ Non-Conf,
 ■ S Site,
 ■ H Home
 ■ A Away
 N Neutral

Average RPI Win: 289	WON-LOST	WINNING	LAST 10	STRENGTH OF	OPP. STRENGTH	TEAM	ADJ.	CONF.	ADJ CONF.
Average RPI Loss: 219	RECORD	PCT. RANK	GAMES	SCHEDULE	OF SCHEDULE	RPI	RPI	RPI	RPI
DIV. I ONLY	11- 18	243	6- 4	318	337	310	310	30	30
DIV. I NON-CONF.	3- 10	277	0- 0	253	237	316	316	32	32
TOTALS	RPI 1-25	RPI 26-50	W-L RECORDS	RPI 51-100	RPI 101-150	RPI 150+			
11- 18	0- 0	0- 1	OVERALL	0- 1	0- 2	11- 14			
8- 8	0- 0	0- 0	HOME	0- 0	0- 0	8- 8			
2- 8	0- 0	0- 1	AWAY	0- 1	0- 1	2- 5			
1- 2	0- 0	0- 0	NEUTRAL	0- 0	0- 1	1- 1			
3- 10	0- 0	0- 1	NON-CONFERENCE	0- 1	0- 2	3- 6			
2- 5	0- 0	0- 0	HOME	0- 0	0- 0	2- 5			
0- 3	0- 0	0- 1	AWAY	0- 1	0- 1	0- 0			
1- 2	0- 0	0- 0	NEUTRAL	0- 0	0- 1	1- 1			
8- 8	0- 0	0- 0	CONFERENCE	0- 0	0- 0	8- 8			
6- 3	0- 0	0- 0	HOME	0- 0	0- 0	6- 3			
2- 5	0- 0	0- 0	AWAY	0- 0	0- 0	2- 5			
0- 0	0- 0	0- 0	NEUTRAL	0- 0	0- 0	0- 0			

RPI 1-25			RPI 26-50			RPI 51-100			RPI 101+ Team's RPI: 310		
RPI	S	Opponent	Score	RPI	S	Opponent	Score	RPI	S	Opponent	Score
				38	A	West Virginia	42 91	89	A	Bucknell	62 72
								121	N	Iona	54 77
								124	A	North Carolina	46 64
								163	N	Yale	58 77
								203	H	Brown	48 63
								213	A	Sacred Heart	61 72
								213	H	Sacred Heart	65 80
								218	A	Robert Morris	83 68
								218	H	Robert Morris	60 52
								220	H	Siena	65 81
								230	N	Grand Canyon	74 68
								231	H	Manhattan	78 85
								234	H	Columbia	83 87
								245	H	Bryant	41 70
								251	H	Monmouth	81 75
								258	A	Saint Francis (PA)	67 87
								258	H	Saint Francis (PA)	73 72
								288	H	Central Conn. St.	75 78
								321	H	UMass Lowell	67 78
								325	A	LIU Brooklyn	62 65
								325	H	LIU Brooklyn	75 58
								330	A	Mt. St. Mary's	55 71
								330	H	Mt. St. Mary's	66 53
								334	A	St. Francis Brooklyn	78 88
								334	H	St. Francis Brooklyn	65 61
								336	H	Saint Peter's	73 52
								341	A	Wagner	73 57
LAST 12 Division I GAMES:											
				341	H	Wagner	75 67				
				213	H	Sacred Heart	65 80				
				330	A	Mt. St. Mary's	55 71				
				218	H	Robert Morris	60 52				
				334	A	St. Francis Brooklyn	78 88				
				341	A	Wagner	73 57				
				258	H	Saint Francis (PA)	73 72				
				325	A	LIU Brooklyn	62 65				
				325	H	LIU Brooklyn	75 58				
				330	H	Mt. St. Mary's	66 53				
				258	A	Saint Francis (PA)	67 87				
				218	A	Robert Morris	83 68				

Non-Div I Games:

Fairleigh Dickinson

■ Loss,
 ■ Non-Conf,
 ■ S Site,
 ■ H Home
 ■ A Away
 N Neutral

RPI	S	Opponent	Score
341	H	Wagner	75 67

F
a
i
r
l
e
i
g
h
D
i
c
k
i
n
s
o
n

F
a
i
r
l
e
i
g
h
D
i
c
k
i
n
s
o
n

Fairleigh Dickinson

Average RPI Win:	220	WON-LOST	WINNING	LAST 10	STRENGTH OF	OPP. STRENGTH	TEAM	ADJ.	CONF.	ADJ CONF.
Average RPI Loss:	118	RECORD	PCT. RANK	GAMES	SCHEDULE	OF SCHEDULE	RPI	RPI	RPI	RPI
DIV. I ONLY	11- 14	214	2- 8	88	177	189	189	12	12	
DIV. I NON-CONF.	7- 3	91	0- 0	54	316	81	81	10	10	
TOTALS	RPI 1-25	RPI 26-50	W-L RECORDS	RPI 51-100	RPI 101-150	RPI 150+				
11- 14	0- 2	0- 2	OVERALL	1- 3	1- 2	9- 5				
9- 6	0- 1	0- 1	HOME	0- 2	1- 1	8- 1				
1- 8	0- 1	0- 1	AWAY	1- 1	0- 1	0- 4				
1- 0	0- 0	0- 0	NEUTRAL	0- 0	0- 0	1- 0				
7- 3	0- 0	0- 1	NON-CONFERENCE	1- 1	1- 0	5- 1				
5- 1	0- 0	0- 0	HOME	0- 1	1- 0	4- 0				
1- 2	0- 0	0- 1	AWAY	1- 0	0- 0	0- 1				
1- 0	0- 0	0- 0	NEUTRAL	0- 0	0- 0	1- 0				
4- 11	0- 2	0- 1	CONFERENCE	0- 2	0- 2	4- 4				
4- 5	0- 1	0- 1	HOME	0- 1	0- 1	4- 1				
0- 6	0- 1	0- 0	AWAY	0- 1	0- 1	0- 3				
0- 0	0- 0	0- 0	NEUTRAL	0- 0	0- 0	0- 0				

RPI 1-25				RPI 26-50				RPI 51-100				RPI 101+ Team's RPI: 189			
RPI	S	Opponent	Score	RPI	S	Opponent	Score	RPI	S	Opponent	Score	RPI	S	Opponent	Score
25	A	UTEP	47 75	48	A	Kansas St.	53 102	67	H	South Dakota	53 76	129	H	Akron	91 77
25	H	UTEP	66 78	49	H	Western Ky.	62 81	68	A	FGCU	62 55	143	A	Old Dominion	45 85
								70	H	Middle Tenn.	73 83	146	H	UAB	62 67
								75	A	Charlotte	79 85	151	A	Southern Miss.	80 89
												152	H	Marshall	84 73
												172	A	Louisiana Tech	62 65
												173	H	Milwaukee	71 67
												193	A	Montana	69 83
												223	H	Rice	54 75
												224	H	North Texas	71 61
												255	H	Bethune-Cookman	82 60
												262	N	Tennessee St.	69 64
												265	A	UTSA	54 57
												265	H	UTSA	64 51
												266	H	Miami (OH)	68 65
												302	H	FIU	87 82
												329	H	Delaware St.	83 55
LAST 12 Division I GAMES:															
224	H	North Texas	71 61	75	A	Charlotte	79 85								
223	H	Rice	54 75	143	A	Old Dominion	45 85								
25	A	UTEP	47 75	265	H	UTSA	64 51								
265	A	UTSA	54 57	25	H	UTEP	66 78								
146	H	UAB	62 67	172	A	Louisiana Tech	62 65								
70	H	Middle Tenn.	73 83	151	A	Southern Miss.	80 89								

Non-Div I Games: Keiser 74 52

Fla. Atlantic

Loss, Non-Conf, S Site, H Home A Away N Neutral

Average RPI Win: 138		WON-LOST	WINNING	LAST 10	STRENGTH OF	OPP. STRENGTH	TEAM	ADJ.	CONF.	ADJ CONF.
Average RPI Loss: 31		RECORD	PCT. RANK	GAMES	SCHEDULE	OF SCHEDULE	RPI	RPI	RPI	RPI
DIV. I ONLY		20- 7	47	6- 4	42	28	21	21	2	2
DIV. I NON-CONF.		12- 1	9	0- 0	142	103	17	17	2	2
TOTALS		RPI 1-25	RPI 26-50		W-L RECORDS		RPI 51-100	RPI 101-150	RPI 150+	
20- 7	4- 3	2- 2		OVERALL		2- 2	2- 0		10- 0	
12- 2	3- 1	2- 1		HOME		1- 0	1- 0		5- 0	
6- 5	1- 2	0- 1		AWAY		0- 2	1- 0		4- 0	
2- 0	0- 0	0- 0		NEUTRAL		1- 0	0- 0		1- 0	
12- 1	1- 0	2- 0		NON-CONFERENCE		1- 1	0- 0		8- 0	
7- 0	1- 0	2- 0		HOME		0- 0	0- 0		4- 0	
3- 1	0- 0	0- 0		AWAY		0- 1	0- 0		3- 0	
2- 0	0- 0	0- 0		NEUTRAL		1- 0	0- 0		1- 0	
8- 6	3- 3	0- 2		CONFERENCE		1- 1	2- 0		2- 0	
5- 2	2- 1	0- 1		HOME		1- 0	1- 0		1- 0	
3- 4	1- 2	0- 1		AWAY		0- 1	1- 0		1- 0	
0- 0	0- 0	0- 0		NEUTRAL		0- 0	0- 0		0- 0	

RPI	S	Opponent	Score
2	A	South Carolina	71 86
13	H	Texas A&M	83 81
14	H	Kentucky	85 79
17	H	Florida St.	82 72
20	A	Georgia	63 74
20	H	Georgia	61 71
24	A	Tennessee	74 66

RPI	S	Opponent	Score
27	A	Missouri	64 79
31	H	Mississippi St.	70 76
41	H	Arkansas St.	76 72
42	H	North Carolina St.	79 72

RPI	S	Opponent	Score
56	A	Auburn	58 80
61	A	Temple	91 97
72	N	Ball St.	85 79
84	H	Vanderbilt	79 67

RPI	S	Opponent	Score
123	H	LSU	53 45
132	A	Arkansas	71 66
156	H	Alabama	80 72
166	A	Ole Miss	85 65
176	A	Colorado	83 61
181	A	Wisconsin	91 75
186	A	South Ala.	72 60
218	H	Robert Morris	79 52
258	H	Saint Francis (PA)	122 65
269	N	UCF	93 79
293	H	Savannah St.	99 34
293	H	Kennesaw St.	84 57

LAST 12 Division I GAMES:

20	A	Georgia	63 74	132	A	Arkansas	71 66
84	H	Vanderbilt	79 67	27	A	Missouri	64 79
56	A	Auburn	58 80	156	H	Alabama	80 72
2	A	South Carolina	71 86	123	H	LSU	53 45
13	H	Texas A&M	83 81	20	H	Georgia	61 71
14	H	Kentucky	85 79	166	A	Ole Miss	85 65

Florida

Florida

Non-Div I Games:

Florida

■ Loss,
 ■ Non-Conf, S Site,
 ■ Home
 ■ Away
 N Neutral

Average RPI Win:	282	WON-LOST	WINNING	LAST 10	STRENGTH OF	OPP. STRENGTH	TEAM	ADJ.	CONF.	ADJ CONF.
Average RPI Loss:	232	RECORD	PCT. RANK	GAMES	SCHEDULE	OF SCHEDULE	RPI	RPI	RPI	RPI
DIV. I ONLY	12- 12	169	4- 3	348	303	295	295	31	31	
DIV. I NON-CONF.	4- 7	222	0- 0	346	137	315	315	30	30	
TOTALS	RPI 1-25	RPI 26-50	W-L RECORDS	RPI 51-100	RPI 101-150	RPI 150+				
12- 12	0- 0	0- 1	OVERALL	0- 0	1- 2	11- 9				
6- 4	0- 0	0- 0	HOME	0- 0	0- 1	6- 3				
4- 7	0- 0	0- 1	AWAY	0- 0	1- 1	3- 5				
2- 1	0- 0	0- 0	NEUTRAL	0- 0	0- 0	2- 1				
4- 7	0- 0	0- 1	NON-CONFERENCE	0- 0	0- 2	4- 4				
1- 2	0- 0	0- 0	HOME	0- 0	0- 1	1- 1				
1- 4	0- 0	0- 1	AWAY	0- 0	0- 1	1- 2				
2- 1	0- 0	0- 0	NEUTRAL	0- 0	0- 0	2- 1				
8- 5	0- 0	0- 0	CONFERENCE	0- 0	1- 0	7- 5				
5- 2	0- 0	0- 0	HOME	0- 0	0- 0	5- 2				
3- 3	0- 0	0- 0	AWAY	0- 0	1- 0	2- 3				
0- 0	0- 0	0- 0	NEUTRAL	0- 0	0- 0	0- 0				

RPI 1-25			RPI 26-50			RPI 51-100			RPI 101+ Team's RPI: 295		
RPI	S	Opponent	Score	RPI	S	Opponent	Score	RPI	S	Opponent	Score
				43	A	Southern California	45 88				
								110	H	Mercer	50 54
								124	A	North Carolina	58 94
								150	A	Hampton	66 59
								187	N	UC Davis	61 58
								235	A	N.C. A&T	51 80
								244	H	Morgan St.	62 67
								248	A	Clemson	77 68
								254	H	Coppin St.	79 73
								255	A	Bethune-Cookman	60 67
								255	H	Bethune-Cookman	53 48
								269	A	UCF	55 93
								283	A	UMES	47 61
								293	H	Savannah St.	59 38
								293	H	Kennesaw St.	69 67
								298	H	South Carolina St.	62 68
								302	A	FIU	65 81
								309	H	Southeastern La.	57 62
								311	N	Western Caro.	53 69
								329	H	Delaware St.	86 56
								335	N	New Orleans	71 60
								347	A	Norfolk St.	83 67
								349	A	N.C. Central	69 54
								349	H	N.C. Central	55 45
LAST 12 Division I GAMES:											
283	A	UMES	47 61	255	A	Bethune-Cookman	60 67				
255	H	Bethune-Cookman	53 48	254	H	Coppin St.	79 73				
349	A	N.C. Central	69 54	244	H	Morgan St.	62 67				
235	A	N.C. A&T	51 80	150	A	Hampton	66 59				
329	H	Delaware St.	86 56	347	A	Norfolk St.	83 67				
349	H	N.C. Central	55 45	110	H	Mercer	50 54				

Non-Div I Games: Clark Atlanta 98 88 Fla. Memorial 66 62

Florida A&M

■ Loss,
 ■ Non-Conf,
 ■ S Site,
 ■ Home
 ■ A Away
 N Neutral

Average RPI Win:	147	WON-LOST	WINNING	LAST 10	STRENGTH OF	OPP. STRENGTH	TEAM	ADJ.	CONF.	ADJ CONF.
Average RPI Loss:	11	RECORD	PCT. RANK	GAMES	SCHEDULE	OF SCHEDULE	RPI	RPI	RPI	RPI
DIV. I ONLY	21- 6	36	8- 2	39	46	17	17	4	4	
DIV. I NON-CONF.	10- 3	61	0- 0	31	114	26	26	5	5	
TOTALS	RPI 1-25	RPI 26-50	W-L RECORDS	RPI 51-100	RPI 101-150	RPI 150+				
21- 6	0- 6	1- 0	OVERALL	6- 0	8- 0	6- 0				
14- 1	0- 1	0- 0	HOME	5- 0	6- 0	3- 0				
6- 4	0- 4	1- 0	AWAY	1- 0	2- 0	2- 0				
1- 1	0- 1	0- 0	NEUTRAL	0- 0	0- 0	1- 0				
10- 3	0- 3	0- 0	NON-CONFERENCE	3- 0	3- 0	4- 0				
8- 0	0- 0	0- 0	HOME	3- 0	3- 0	2- 0				
1- 2	0- 2	0- 0	AWAY	0- 0	0- 0	1- 0				
1- 1	0- 1	0- 0	NEUTRAL	0- 0	0- 0	1- 0				
11- 3	0- 3	1- 0	CONFERENCE	3- 0	5- 0	2- 0				
6- 1	0- 1	0- 0	HOME	2- 0	3- 0	1- 0				
5- 2	0- 2	1- 0	AWAY	1- 0	2- 0	1- 0				
0- 0	0- 0	0- 0	NEUTRAL	0- 0	0- 0	0- 0				

RPI	S	Opponent	Score
1	H	Notre Dame	66 73
4	N	UConn	49 73
8	A	Arizona St.	56 68
15	A	Louisville	69 79
16	A	Syracuse	73 83
21	A	Florida	72 82

RPI	S	Opponent	Score
26	A	Miami (FL)	69 58

RPI	S	Opponent	Score
52	A	Duke	69 53
53	H	Rutgers	65 43
61	H	Temple	75 47
76	H	Georgia Tech	75 69
85	H	Tulane	78 72
92	H	Virginia	70 48

RPI	S	Opponent	Score
110	H	Mercer	79 36
113	A	Wake Forest	96 55
117	H	Virginia Tech	68 50
118	H	Boston College	75 42
120	A	Pittsburgh	66 55
124	H	North Carolina	94 63
141	H	Jacksonville	77 60
146	H	UAB	84 44
237	N	Sam Houston St.	94 37
248	A	Clemson	85 40
248	H	Clemson	75 56
271	H	Murray St.	101 59
325	A	LIU Brooklyn	78 42
327	H	North Florida	80 28

LAST 12 Division I GAMES:

1	H	Notre Dame	66 73	113	A	Wake Forest	96 55
16	A	Syracuse	73 83	26	A	Miami (FL)	69 58
124	H	North Carolina	94 63	92	H	Virginia	70 48
52	A	Duke	69 53	120	A	Pittsburgh	66 55
248	H	Clemson	75 56	248	A	Clemson	85 40
117	H	Virginia Tech	68 50	76	H	Georgia Tech	75 69

Non-Div I Games:

Florida St.

■ Loss,
 ■ Non-Conf, S Site,
 ■ Home
 ■ Away
 N Neutral

Average RPI Win:	224	WON-LOST	WINNING	LAST 10	STRENGTH OF	OPP. STRENGTH	TEAM	ADJ.	CONF.	ADJ CONF.
Average RPI Loss:	88	RECORD	PCT. RANK	GAMES	SCHEDULE	OF SCHEDULE	RPI	RPI	RPI	RPI
DIV. I ONLY	12- 15	209	5- 5	115	97	177	177	7	7	
DIV. I NON-CONF.	5- 8	209	0- 0	176	136	228	228	8	8	
TOTALS	RPI 1-25	RPI 26-50	W-L RECORDS	RPI 51-100	RPI 101-150	RPI 150+				
12- 15	0- 2	1- 3	OVERALL	0- 4	1- 3	10- 3				
10- 4	0- 0	1- 0	HOME	0- 3	1- 0	8- 1				
2- 9	0- 0	0- 2	AWAY	0- 1	0- 0	2- 0				
0- 2	0- 1	0- 0	NEUTRAL	0- 0	0- 1	0- 0				
5- 8	0- 1	0- 2	NON-CONFERENCE	0- 2	0- 2	5- 1				
4- 3	0- 0	0- 0	HOME	0- 2	0- 0	4- 1				
1- 3	0- 0	0- 2	AWAY	0- 0	0- 1	1- 0				
0- 2	0- 1	0- 0	NEUTRAL	0- 0	0- 1	0- 0				
7- 7	0- 1	1- 1	CONFERENCE	0- 2	1- 1	5- 2				
6- 1	0- 0	1- 0	HOME	0- 1	1- 0	4- 0				
1- 6	0- 1	0- 1	AWAY	0- 1	0- 1	1- 2				
0- 0	0- 0	0- 0	NEUTRAL	0- 0	0- 0	0- 0				

RPI S	Opponent	Score	RPI S	Opponent	Score	RPI S	Opponent	Score	RPI S	Opponent	Score	Team's RPI: 177
16 N	Syracuse	54 76	33 A	Seton Hall	54 66	58 H	Saint Louis	49 51	105 A	Saint Joseph's	51 61	
18 A	Duquesne	40 55	36 A	St. Bonaventure	41 55	61 H	Temple	44 57	105 H	Saint Joseph's	47 40	
			37 A	Princeton	44 55	80 A	VCU	51 61	131 A	Penn St.	59 75	
			39 H	George Washington	76 69	84 H	Vanderbilt	40 53	142 N	Texas Tech	48 62	
									167 A	Davidson	51 69	
									167 H	Davidson	51 40	
									168 H	Delaware	48 55	
									184 H	George Mason	66 54	
									188 A	Richmond	48 52	
									209 H	Rhode Island	50 42	
									221 A	Massachusetts	60 55	
									231 A	Manhattan	60 49	
									275 H	La Salle	54 44	
									288 H	Central Conn. St.	63 48	
									313 H	A&M-Corpus Christi	67 49	
									322 H	Lafayette	61 49	
									329 H	Delaware St.	74 58	
LAST 12 Division I GAMES:												
58 H	Saint Louis	49 51	209 H	Rhode Island	50 42							
188 A	Richmond	48 52	80 A	VCU	51 61							
275 H	La Salle	54 44	167 A	Davidson	51 69							
105 A	Saint Joseph's	51 61	105 H	Saint Joseph's	47 40							
221 A	Massachusetts	60 55	184 H	George Mason	66 54							
39 H	George Washington	76 69	18 A	Duquesne	40 55							

Non-Div I Games:

Fordham

Average RPI Win: 233	WON-LOST	WINNING	LAST 10	STRENGTH OF	OPP. STRENGTH	TEAM	ADJ.	CONF.	ADJ CONF.
Average RPI Loss: 109	RECORD	PCT. RANK	GAMES	SCHEDULE	OF SCHEDULE	RPI	RPI	RPI	RPI
DIV. I ONLY	14- 9	106	8- 2	184	161	133	133	19	19
DIV. I NON-CONF.	2- 7	280	0- 0	22	36	191	191	20	20
TOTALS	RPI 1-25	RPI 26-50	W-L RECORDS	RPI 51-100	RPI 101-150	RPI 150+			
14- 9	0- 0	0- 2	OVERALL	0- 4	1- 0	13- 3			
7- 4	0- 0	0- 2	HOME	0- 1	1- 0	6- 1			
6- 5	0- 0	0- 0	AWAY	0- 3	0- 0	6- 2			
1- 0	0- 0	0- 0	NEUTRAL	0- 0	0- 0	1- 0			
2- 7	0- 0	0- 2	NON-CONFERENCE	0- 4	0- 0	2- 1			
1- 3	0- 0	0- 2	HOME	0- 1	0- 0	1- 0			
0- 4	0- 0	0- 0	AWAY	0- 3	0- 0	0- 1			
1- 0	0- 0	0- 0	NEUTRAL	0- 0	0- 0	1- 0			
12- 2	0- 0	0- 0	CONFERENCE	0- 0	1- 0	11- 2			
6- 1	0- 0	0- 0	HOME	0- 0	1- 0	5- 1			
6- 1	0- 0	0- 0	AWAY	0- 0	0- 0	6- 1			
0- 0	0- 0	0- 0	NEUTRAL	0- 0	0- 0	0- 0			

RPI S	Opponent	Score	RPI S	Opponent	Score	RPI S	Opponent	Score	RPI S	Opponent	Score	Team's RPI: 133
32	H Washington	79 89	54	A UC Riverside	68 86	145	H Boise St.	62 57				
39	H George Washington	53 61	59	A St. Mary's (CA)	81 83	158	N Northeastern	69 55				
			77	H San Diego	68 72	182	A New Mexico	69 65				
			78	A Utah	63 78	194	A Cal Poly	60 64				
						198	A San Jose St.	59 54				
						198	H San Jose St.	64 66				
						204	A Utah St.	67 61				
						214	A UNLV	57 52				
						214	H UNLV	58 54				
						236	A Wyoming	49 42				
						236	H Wyoming	64 52				
						240	H CSU Bakersfield	57 52				
						249	A San Diego St.	54 65				
						249	H San Diego St.	54 49				
						323	A Nevada	67 59				
						323	H Nevada	65 56				
						343	H Air Force	70 46				
LAST 12 Division I GAMES:												
204	A Utah St.	67 61	236	A Wyoming	49 42							
236	H Wyoming	64 52	343	H Air Force	70 46							
323	H Nevada	65 56	249	H San Diego St.	54 49							
249	A San Diego St.	54 65	198	A San Jose St.	59 54							
214	A UNLV	57 52	145	H Boise St.	62 57							
198	H San Jose St.	64 66	323	A Nevada	67 59							

Non-Div I Games: Fresno Pacific 78 33 Stanislaus St. 72 49

Fresno St.

Average RPI Win: 270	WON-LOST	WINNING	LAST 10	STRENGTH OF	OPP. STRENGTH	TEAM	ADJ.	CONF.	ADJ CONF.
Average RPI Loss: 131	RECORD	PCT. RANK	GAMES	SCHEDULE	OF SCHEDULE	RPI	RPI	RPI	RPI
DIV. I ONLY	12- 13	185	6- 4	278	199	227	227	17	17
DIV. I NON-CONF.	5- 8	209	0- 0	251	246	238	238	15	15
TOTALS	RPI 1-25	RPI 26-50	W-L RECORDS	RPI 51-100	RPI 101-150	RPI 150+			
12- 13	0- 1	0- 0	OVERALL	0- 4	0- 4	12- 4			
7- 5	0- 0	0- 0	HOME	0- 2	0- 2	7- 1			
5- 8	0- 0	0- 0	AWAY	0- 1	0- 1	5- 0			
0- 0	0- 0	0- 0	NEUTRAL	0- 0	0- 0	0- 0			
5- 8	0- 1	0- 0	NON-CONFERENCE	0- 2	0- 2	5- 3			
3- 2	0- 0	0- 0	HOME	0- 1	0- 0	3- 1			
2- 6	0- 1	0- 0	AWAY	0- 1	0- 2	2- 2			
0- 0	0- 0	0- 0	NEUTRAL	0- 0	0- 0	0- 0			
7- 5	0- 0	0- 0	CONFERENCE	0- 2	0- 2	7- 1			
4- 3	0- 0	0- 0	HOME	0- 1	0- 2	4- 0			
3- 2	0- 0	0- 0	AWAY	0- 1	0- 0	3- 1			
0- 0	0- 0	0- 0	NEUTRAL	0- 0	0- 0	0- 0			

RPI 1-25				RPI 26-50				RPI 51-100				RPI 101+ Team's RPI: 227			
RPI	S	Opponent	Score	RPI	S	Opponent	Score	RPI	S	Opponent	Score	RPI	S	Opponent	Score
20	A	Georgia	39 77					51	A	Chattanooga	46 61	110	H	Mercer	50 61
								51	H	Chattanooga	50 56	111	H	Samford	45 58
								80	A	VCU	45 67	117	A	Virginia Tech	30 59
								97	H	Elon	55 65	122	A	UNC Asheville	71 84
												159	A	ETSU	64 68
												159	H	ETSU	81 77
												167	H	Davidson	51 69
												188	A	Richmond	69 62
												202	A	USC Upstate	75 63
												248	H	Clemson	70 49
												273	A	Appalachian St.	78 92
												298	H	South Carolina St.	59 46
												299	A	UNCG	75 59
												299	H	UNCG	85 71
												305	A	Wofford	70 61
												305	H	Wofford	70 64
												311	A	Western Caro.	83 76
												311	H	Western Caro.	71 56
												318	H	Winthrop	71 52
												349	A	N.C. Central	61 66
LAST 12 Division I GAMES:															
311	H	Western Caro.	71 56	111	H	Samford	45 58								
299	H	UNCG	85 71	299	A	UNCG	75 59								
305	H	Wofford	70 64	311	A	Western Caro.	83 76								
159	A	ETSU	64 68	305	A	Wofford	70 61								
51	A	Chattanooga	46 61	51	H	Chattanooga	50 56								
110	H	Mercer	50 61	159	H	ETSU	81 77								

Non-Div I Games: Converse 89 52 North Greenville 69 39

Furman

Average RPI Win:	260	WON-LOST	WINNING	LAST 10	STRENGTH OF	OPP. STRENGTH	TEAM	ADJ.	CONF.	ADJ CONF.
Average RPI Loss:	169	RECORD	PCT. RANK	GAMES	SCHEDULE	OF SCHEDULE	RPI	RPI	RPI	RPI
DIV. I ONLY	7- 19	285	2- 8	188	257	280	280	16	16	
DIV. I NON-CONF.	3- 6	234	0- 0	224	346	270	270	14	14	
TOTALS	RPI 1-25	RPI 26-50	W-L RECORDS	RPI 51-100	RPI 101-150	RPI 150+				
7- 19	0- 1	0- 2	OVERALL	0- 0	0- 6	7- 10				
4- 9	0- 0	0- 1	HOME	0- 0	0- 3	4- 5				
3- 9	0- 1	0- 1	AWAY	0- 0	0- 3	3- 4				
0- 1	0- 0	0- 0	NEUTRAL	0- 0	0- 0	0- 1				
3- 6	0- 1	0- 0	NON-CONFERENCE	0- 0	0- 1	3- 4				
2- 2	0- 0	0- 0	HOME	0- 0	0- 0	2- 2				
1- 3	0- 1	0- 0	AWAY	0- 0	0- 1	1- 1				
0- 1	0- 0	0- 0	NEUTRAL	0- 0	0- 0	0- 1				
4- 13	0- 0	0- 2	CONFERENCE	0- 0	0- 5	4- 6				
2- 7	0- 0	0- 1	HOME	0- 0	0- 3	2- 3				
2- 6	0- 0	0- 1	AWAY	0- 0	0- 2	2- 3				
0- 0	0- 0	0- 0	NEUTRAL	0- 0	0- 0	0- 0				

RPI 1-25				RPI 26-50				RPI 51-100				RPI 101+ Team's RPI: 280			
RPI	S	Opponent	Score	RPI	S	Opponent	Score	RPI	S	Opponent	Score	RPI	S	Opponent	Score
20	A	Georgia	28 75	41	A	Arkansas St.	54 77					110	A	Mercer	50 62
				41	H	Arkansas St.	52 79					125	A	Little Rock	36 69
												125	H	Little Rock	45 50
												127	H	La.-Lafayette	39 56
												149	A	UT Arlington	31 70
												149	H	UT Arlington	41 53
												180	A	Troy	68 84
												180	H	Troy	66 81
												186	A	South Ala.	45 48
												186	H	South Ala.	57 43
												190	A	Stetson	57 79
												218	H	Robert Morris	49 64
												222	A	Texas St.	56 61
												222	H	Texas St.	78 64
												255	N	Bethune-Cookman	49 65
												264	A	Georgia St.	61 50
												264	H	Georgia St.	60 61
												273	A	Appalachian St.	65 50
												289	H	La.-Monroe	49 50
												290	H	Jacksonville St.	60 56
												292	H	Charleston So.	64 51
												293	A	Savannah St.	64 48
												331	H	Lipscomb	55 66
LAST 12 Division I GAMES:															
264	H	Georgia St.	60 61	149	H	UT Arlington	41 53								
125	H	Little Rock	45 50	41	A	Arkansas St.	54 77								
41	H	Arkansas St.	52 79	125	A	Little Rock	36 69								
186	A	South Ala.	45 48	273	A	Appalachian St.	65 50								
180	A	Troy	68 84	264	A	Georgia St.	61 50								
222	H	Texas St.	78 64	289	H	La.-Monroe	49 50								

Non-Div I Games:

Ga. Southern

■ Loss,
 ■ Non-Conf, S Site,
 ■ Home
 ■ Away
 N Neutral

Average RPI Win: 238		WON-LOST	WINNING	LAST 10	STRENGTH OF	OPP. STRENGTH	TEAM	ADJ.	CONF.	ADJ CONF.
Average RPI Loss: 199		RECORD	PCT. RANK	GAMES	SCHEDULE	OF SCHEDULE	RPI	RPI	RPI	RPI
DIV. I ONLY		16- 10	104	6- 4	288	273	191	191	26	26
DIV. I NON-CONF.		4- 4	160	0- 0	316	115	268	268	29	29
TOTALS		RPI 1-25	RPI 26-50	W-L RECORDS	RPI 51-100	RPI 101-150	RPI 150+			
16- 10	0- 0		0- 0	OVERALL	0- 0	4- 3	12- 7			
12- 2	0- 0		0- 0	HOME	0- 0	2- 0	10- 2			
4- 5	0- 0		0- 0	AWAY	0- 0	2- 1	2- 4			
0- 3	0- 0		0- 0	NEUTRAL	0- 0	0- 2	0- 1			
4- 4	0- 0		0- 0	NON-CONFERENCE	0- 0	1- 2	3- 2			
3- 1	0- 0		0- 0	HOME	0- 0	0- 0	3- 1			
1- 0	0- 0		0- 0	AWAY	0- 0	1- 0	0- 0			
0- 3	0- 0		0- 0	NEUTRAL	0- 0	0- 2	0- 1			
12- 6	0- 0		0- 0	CONFERENCE	0- 0	3- 1	9- 5			
9- 1	0- 0		0- 0	HOME	0- 0	2- 0	7- 1			
3- 5	0- 0		0- 0	AWAY	0- 0	1- 1	2- 4			
0- 0	0- 0		0- 0	NEUTRAL	0- 0	0- 0	0- 0			

[illegible]

Non-Div I Games:	Montreat	84	49	Bluefield Col.	64	51
------------------	----------	----	----	----------------	----	----

Gardner-Webb

Loss, Non-Conf, S Site, H Home A Away N Neutral

George Mason

Through Games Of Feb. 23, 2016

Average RPI Win:	200	WON-LOST	WINNING	LAST 10	STRENGTH OF	OPP. STRENGTH	TEAM	ADJ.	CONF.	ADJ CONF.
Average RPI Loss:	105	RECORD	PCT. RANK	GAMES	SCHEDULE	OF SCHEDULE	RPI	RPI	RPI	RPI
DIV. I ONLY	11- 16	229	4- 6	143	91	184	184	7	7	
DIV. I NON-CONF.	5- 8	209	0- 0	258	106	242	242	8	8	
TOTALS	RPI 1-25	RPI 26-50	W-L RECORDS	RPI 51-100	RPI 101-150	RPI 150+				
11- 16	0- 1	0- 3	OVERALL	2- 5	1- 2	8- 5				
7- 4	0- 1	0- 0	HOME	1- 2	1- 0	5- 1				
2- 11	0- 0	0- 2	AWAY	1- 3	0- 2	1- 4				
2- 1	0- 0	0- 1	NEUTRAL	0- 0	0- 0	2- 0				
5- 8	0- 0	0- 1	NON-CONFERENCE	0- 3	0- 2	5- 2				
3- 1	0- 0	0- 0	HOME	0- 1	0- 0	3- 0				
0- 6	0- 0	0- 0	AWAY	0- 2	0- 2	0- 2				
2- 1	0- 0	0- 1	NEUTRAL	0- 0	0- 0	2- 0				
6- 8	0- 1	0- 2	CONFERENCE	2- 2	1- 0	3- 3				
4- 3	0- 1	0- 0	HOME	1- 1	1- 0	2- 1				
2- 5	0- 0	0- 2	AWAY	1- 1	0- 0	1- 2				
0- 0	0- 0	0- 0	NEUTRAL	0- 0	0- 0	0- 0				

RPI 1-25				RPI 26-50				RPI 51-100				RPI 101+ Team's RPI: 184			
RPI	S	Opponent	Score	RPI	S	Opponent	Score	RPI	S	Opponent	Score	RPI	S	Opponent	Score
18	H	Duquesne	56 72	36	A	St. Bonaventure	55 70	56	A	Auburn	59 88	105	H	Saint Joseph's	55 41
				39	A	George Washington	68 82	58	A	Saint Louis	73 63	117	A	Virginia Tech	63 80
				49	N	Western Ky.	58 84	58	H	Saint Louis	50 61	134	A	Arizona	60 68
								65	A	Dayton	58 81	167	A	Davidson	63 68
								78	A	Utah	62 74	168	H	Delaware	90 83
								80	H	VCU	70 54	177	A	Fordham	54 66
								94	H	Georgetown	57 63	188	H	Richmond	50 57
												192	N	Tulsa	64 63
												197	A	Radford	63 66
												209	A	Rhode Island	68 65
												214	A	UNLV	59 67
												221	H	Massachusetts	64 59
												267	N	Pepperdine	71 63
												275	H	La Salle	79 70
												281	H	Towson	88 76
												343	H	Air Force	69 52
LAST 12 Division I GAMES:															
188	H	Richmond	50 57	58	H	Saint Louis	50 61								
209	A	Rhode Island	68 65	39	A	George Washington	68 82								
65	A	Dayton	58 81	80	H	VCU	70 54								
105	H	Saint Joseph's	55 41	36	A	St. Bonaventure	55 70								
167	A	Davidson	63 68	177	A	Fordham	54 66								
221	H	Massachusetts	64 59	275	H	La Salle	79 70								

Non-Div I Games:

George Mason

■ Loss,
 ■ Non-Conf,
 ■ S Site,
 ■ H Home
 ■ A Away
 N Neutral

Average RPI Win:	149	WON-LOST	WINNING	LAST 10	STRENGTH OF	OPP. STRENGTH	TEAM	ADJ.	CONF.	ADJ CONF.
Average RPI Loss:	79	RECORD	PCT. RANK	GAMES	SCHEDULE	OF SCHEDULE	RPI	RPI	RPI	RPI
DIV. I ONLY	21- 6	36	7- 3	79	80	39	39	7	7	
DIV. I NON-CONF.	10- 3	61	0- 0	83	74	47	47	8	8	
TOTALS	RPI 1-25	RPI 26-50	W-L RECORDS	RPI 51-100	RPI 101-150	RPI 150+				
21- 6	1- 1	1- 1	OVERALL	4- 2	4- 1	11- 1				
11- 2	0- 0	1- 0	HOME	2- 2	1- 0	7- 0				
8- 3	1- 1	0- 1	AWAY	1- 0	3- 0	3- 1				
2- 1	0- 0	0- 0	NEUTRAL	1- 0	0- 1	1- 0				
10- 3	0- 1	1- 0	NON-CONFERENCE	1- 1	3- 1	5- 0				
5- 1	0- 0	1- 0	HOME	0- 1	1- 0	3- 0				
3- 1	0- 1	0- 0	AWAY	0- 0	2- 0	1- 0				
2- 1	0- 0	0- 0	NEUTRAL	1- 0	0- 1	1- 0				
11- 3	1- 0	0- 1	CONFERENCE	3- 1	1- 0	6- 1				
6- 1	0- 0	0- 0	HOME	2- 1	0- 0	4- 0				
5- 2	1- 0	0- 1	AWAY	1- 0	1- 0	2- 1				
0- 0	0- 0	0- 0	NEUTRAL	0- 0	0- 0	0- 0				

RPI 1-25				RPI 26-50				Team's RPI: 39				RPI 51-100				RPI 101+			
RPI	S	Opponent	Score	RPI	S	Opponent	Score	RPI	S	Opponent	Score	RPI	S	Opponent	Score	RPI	S	Opponent	Score
10	A	Stanford	63 84	36	A	St. Bonaventure	67 69	55	N	Iowa	81 77	101	N	Wright St.	71 77				
18	A	Duquesne	70 52	50	H	Villanova	78 70	58	H	Saint Louis	89 80	104	A	Memphis	68 62				
								65	A	Dayton	62 61	105	A	Saint Joseph's	70 45				
								65	H	Dayton	72 62	121	H	Iona	70 65				
								68	H	FGCU	60 64	133	A	Fresno St.	61 53				
								80	H	VCU	68 79	153	A	Illinois	70 57				
												167	A	Davidson	79 60				
												177	A	Fordham	69 76				
												179	H	Grambling	85 58				
												184	H	George Mason	82 68				
												188	A	Richmond	62 47				
												209	H	Rhode Island	68 52				
												216	H	Hartford	82 51				
												221	H	Massachusetts	67 50				
												272	H	American	78 48				
												275	H	La Salle	83 59				
												285	N	Houston	82 78				
LAST 12 Division I GAMES:																			
80	H	VCU	68 79	167	A	Davidson	79 60												
36	A	St. Bonaventure	67 69	184	H	George Mason	82 68												
65	H	Dayton	72 62	221	H	Massachusetts	67 50												
188	A	Richmond	62 47	18	A	Duquesne	70 52												
177	A	Fordham	69 76	275	H	La Salle	83 59												
58	H	Saint Louis	89 80	65	A	Dayton	62 61												

Non-Div I Games:

George Washington

■ Loss,
 ■ Non-Conf, S Site,
 ■ Home
 ■ Away
 N Neutral

Average RPI Win:	174	WON-LOST	WINNING	LAST 10	STRENGTH OF	OPP. STRENGTH	TEAM	ADJ.	CONF.	ADJ CONF.
Average RPI Loss:	78	RECORD	PCT. RANK	GAMES	SCHEDULE	OF SCHEDULE	RPI	RPI	RPI	RPI
DIV. I ONLY	14- 12	150	5- 5	84	82	94	94	6	6	
DIV. I NON-CONF.	7- 3	91	0- 0	170	252	77	77	6	6	
TOTALS	RPI 1-25	RPI 26-50	W-L RECORDS	RPI 51-100	RPI 101-150	RPI 150+				
14- 12	0- 2	2- 5	OVERALL	2- 1	3- 2	7- 2				
6- 4	0- 1	0- 3	HOME	1- 0	2- 0	3- 0				
6- 8	0- 1	2- 2	AWAY	0- 1	1- 2	3- 2				
2- 0	0- 0	0- 0	NEUTRAL	1- 0	0- 0	1- 0				
7- 3	0- 0	0- 1	NON-CONFERENCE	1- 0	1- 1	5- 1				
3- 0	0- 0	0- 0	HOME	0- 0	1- 0	2- 0				
2- 3	0- 0	0- 1	AWAY	0- 0	0- 1	2- 1				
2- 0	0- 0	0- 0	NEUTRAL	1- 0	0- 0	1- 0				
7- 9	0- 2	2- 4	CONFERENCE	1- 1	2- 1	2- 1				
3- 4	0- 1	0- 3	HOME	1- 0	1- 0	1- 0				
4- 5	0- 1	2- 1	AWAY	0- 1	1- 1	1- 1				
0- 0	0- 0	0- 0	NEUTRAL	0- 0	0- 0	0- 0				

RPI 1-25				RPI 26-50				RPI 51-100				Team's RPI: 94	RPI 101+			
RPI	S	Opponent	Score	RPI	S	Opponent	Score	RPI	S	Opponent	Score		RPI	S	Opponent	Score
22	A	DePaul	53 75	33	A	Seton Hall	73 65	88	A	Marquette	72 87		104	A	Memphis	53 57
22	H	DePaul	66 80	33	H	Seton Hall	75 83	88	H	Marquette	75 72		117	H	Virginia Tech	73 56
				36	A	St. Bonaventure	54 69	96	N	Quinnipiac	80 68		140	A	Creighton	57 44
				45	A	St. John's (NY)	55 63						140	H	Creighton	69 57
				45	H	St. John's (NY)	60 65						148	A	Xavier	54 59
				50	A	Villanova	57 51						156	A	Alabama	66 78
				50	H	Villanova	60 63						168	H	Delaware	61 50
													183	A	Butler	76 82
													184	A	George Mason	63 57
													263	A	Providence	82 51
													263	H	Providence	63 53
													281	H	Towson	82 46
													283	A	UMES	71 60
													334	N	St. Francis Brooklyn	74 52
LAST 12 Division I GAMES:																
				50	H	Villanova	60 63	263	A	Providence	82 51					
				45	A	St. John's (NY)	55 63	50	A	Villanova	57 51					
				33	A	Seton Hall	73 65	33	H	Seton Hall	75 83					
				22	H	DePaul	66 80	45	H	St. John's (NY)	60 65					
				88	H	Marquette	75 72	88	A	Marquette	72 87					
				140	A	Creighton	57 44	22	A	DePaul	53 75					

Non-Div I Games:

Georgetown

■ Loss,
 ■ Non-Conf,
 ■ S Site,
 ■ H Home
 ■ A Away
 N Neutral

Average RPI Win:	131	WON-LOST	WINNING	LAST 10	STRENGTH OF	OPP. STRENGTH	TEAM	ADJ.	CONF.	ADJ CONF.
Average RPI Loss:	51	RECORD	PCT. RANK	GAMES	SCHEDULE	OF SCHEDULE	RPI	RPI	RPI	RPI
DIV. I ONLY	20- 7	47	7- 1	16	51	20	20	2	2	
DIV. I NON-CONF.	12- 1	9	1- 0	89	153	13	13	2	2	
TOTALS	RPI 1-25	RPI 26-50	W-L RECORDS	RPI 51-100	RPI 101-150	RPI 150+				
20- 7	3- 4	3- 1	OVERALL	3- 0	3- 1	8- 1				
13- 3	1- 1	2- 1	HOME	2- 0	1- 1	7- 0				
6- 4	1- 3	1- 0	AWAY	1- 0	2- 0	1- 1				
1- 0	1- 0	0- 0	NEUTRAL	0- 0	0- 0	0- 0				
12- 1	1- 1	1- 0	NON-CONFERENCE	1- 0	2- 0	7- 0				
9- 0	0- 0	1- 0	HOME	1- 0	1- 0	6- 0				
2- 1	0- 1	0- 0	AWAY	0- 0	1- 0	1- 0				
1- 0	1- 0	0- 0	NEUTRAL	0- 0	0- 0	0- 0				
8- 6	2- 3	2- 1	CONFERENCE	2- 0	1- 1	1- 1				
4- 3	1- 1	1- 1	HOME	1- 0	0- 1	1- 0				
4- 3	1- 2	1- 0	AWAY	1- 0	1- 0	0- 1				
0- 0	0- 0	0- 0	NEUTRAL	0- 0	0- 0	0- 0				

RPI	S	Opponent	Score	RPI	S	Opponent	Score	RPI	S	Opponent	Score	RPI	S	Opponent	Score
2	A	South Carolina	51 61	27	A	Missouri	65 50	56	H	Auburn	63 30	101	A	Wright St.	63 57
12	N	BYU	66 58	27	H	Missouri	48 54	76	H	Georgia Tech	78 66	110	H	Mercer	57 44
13	A	Texas A&M	62 73	31	H	Mississippi St.	47 43	84	A	Vanderbilt	64 58	123	A	LSU	58 47
14	H	Kentucky	53 64	33	H	Seton Hall	70 52					123	H	LSU	46 53
21	A	Florida	71 61									156	A	Alabama	50 64
21	H	Florida	74 63									166	H	Ole Miss	70 56
23	A	Michigan St.	45 66									190	H	Stetson	76 55
												196	H	Cincinnati	60 42
												227	H	Furman	77 39
												274	H	Tennessee Tech	81 48
												280	H	Ga. Southern	75 28
												293	H	Kennesaw St.	89 34
												301	A	CSUN	83 58
LAST 12 Division I GAMES:															
301	A	CSUN	83 58	84	A	Vanderbilt	64 58								
21	H	Florida	74 63	56	H	Auburn	63 30								
2	A	South Carolina	51 61	123	H	LSU	46 53								
123	A	LSU	58 47	31	H	Mississippi St.	47 43								
166	H	Ole Miss	70 56	156	A	Alabama	50 64								
27	A	Missouri	65 50	21	A	Florida	71 61								

Non-Div I Games:

Georgia

■ Loss,
 ■ Non-Conf, S Site,
 ■ Home
 ■ Away
 N Neutral

Average RPI Win:	261	WON-LOST	WINNING	LAST 10	STRENGTH OF	OPP. STRENGTH	TEAM	ADJ.	CONF.	ADJ CONF.
Average RPI Loss:	166	RECORD	PCT. RANK	GAMES	SCHEDULE	OF SCHEDULE	RPI	RPI	RPI	RPI
DIV. I ONLY	10- 16	240	3- 7	257	243	264	264	16	16	
DIV. I NON-CONF.	5- 4	138	0- 0	310	345	237	237	14	14	
TOTALS	RPI 1-25	RPI 26-50	W-L RECORDS	RPI 51-100	RPI 101-150	RPI 150+				
10- 16	0- 0	0- 2	OVERALL	0- 1	1- 4	9- 9				
4- 9	0- 0	0- 1	HOME	0- 1	0- 3	4- 4				
5- 7	0- 0	0- 1	AWAY	0- 0	1- 1	4- 5				
1- 0	0- 0	0- 0	NEUTRAL	0- 0	0- 0	1- 0				
5- 4	0- 0	0- 0	NON-CONFERENCE	0- 1	0- 0	5- 3				
2- 2	0- 0	0- 0	HOME	0- 1	0- 0	2- 1				
2- 2	0- 0	0- 0	AWAY	0- 0	0- 0	2- 2				
1- 0	0- 0	0- 0	NEUTRAL	0- 0	0- 0	1- 0				
5- 12	0- 0	0- 2	CONFERENCE	0- 0	1- 4	4- 6				
2- 7	0- 0	0- 1	HOME	0- 0	0- 3	2- 3				
3- 5	0- 0	0- 1	AWAY	0- 0	1- 1	2- 3				
0- 0	0- 0	0- 0	NEUTRAL	0- 0	0- 0	0- 0				

RPI 1-25				RPI 26-50				RPI 51-100				RPI 101+				Team's RPI: 264	
RPI	S	Opponent	Score	RPI	S	Opponent	Score	RPI	S	Opponent	Score	RPI	S	Opponent	Score		
				41	A	Arkansas St.	54 75	75	H	Charlotte	71 83	125	A	Little Rock	32 59		
				41	H	Arkansas St.	64 85					125	H	Little Rock	39 54		
												127	H	La.-Lafayette	57 77		
												149	A	UT Arlington	68 63		
												149	H	UT Arlington	45 74		
												156	A	Alabama	56 72		
												180	A	Troy	78 89		
												180	H	Troy	90 97		
												186	A	South Ala.	45 83		
												186	H	South Ala.	52 60		
												190	A	Stetson	80 72		
												222	A	Texas St.	71 80		
												222	H	Texas St.	73 62		
												255	N	Bethune-Cookman	68 61		
												273	A	Appalachian St.	80 75		
												274	A	Tennessee Tech	65 72		
												280	A	Ga. Southern	61 60		
												280	H	Ga. Southern	50 61		
												289	H	La.-Monroe	65 52		
												293	A	Kennesaw St.	66 62		
												306	H	Morehead St.	90 99		
												327	H	North Florida	76 63		
												333	H	Howard	65 58		
LAST 12 Division I GAMES:																	
280	A	Ga. Southern	61 60	222	H	Texas St.	73 62										
41	H	Arkansas St.	64 85	125	A	Little Rock	32 59										
125	H	Little Rock	39 54	41	A	Arkansas St.	54 75										
180	A	Troy	78 89	273	A	Appalachian St.	80 75										
186	A	South Ala.	45 83	280	H	Ga. Southern	50 61										
149	H	UT Arlington	45 74	127	H	La.-Lafayette	57 77										

Non-Div I Games:

Georgia St.

■ Loss,
 ■ Non-Conf,
 ■ S Site,
 ■ H Home
 ■ A Away
 N Neutral

Average RPI Win:	196	WON-LOST	WINNING	LAST 10	STRENGTH OF	OPP. STRENGTH	TEAM	ADJ.	CONF.	ADJ CONF.
Average RPI Loss:	35	RECORD	PCT. RANK	GAMES	SCHEDULE	OF SCHEDULE	RPI	RPI	RPI	RPI
DIV. I ONLY	16- 11	122	6- 4	52	74	76	76	4	4	
DIV. I NON-CONF.	10- 3	61	0- 0	130	311	79	79	5	5	
TOTALS	RPI 1-25	RPI 26-50	W-L RECORDS	RPI 51-100	RPI 101-150	RPI 150+				
16- 11	0- 6	0- 3	OVERALL	1- 1	5- 1	10- 0				
11- 4	0- 2	0- 1	HOME	0- 1	3- 0	8- 0				
4- 6	0- 4	0- 2	AWAY	1- 0	2- 0	1- 0				
1- 1	0- 0	0- 0	NEUTRAL	0- 0	0- 1	1- 0				
10- 3	0- 1	0- 1	NON-CONFERENCE	0- 0	2- 1	8- 0				
8- 0	0- 0	0- 0	HOME	0- 0	1- 0	7- 0				
1- 2	0- 1	0- 1	AWAY	0- 0	1- 0	0- 0				
1- 1	0- 0	0- 0	NEUTRAL	0- 0	0- 1	1- 0				
6- 8	0- 5	0- 2	CONFERENCE	1- 1	3- 0	2- 0				
3- 4	0- 2	0- 1	HOME	0- 1	2- 0	1- 0				
3- 4	0- 3	0- 1	AWAY	1- 0	1- 0	1- 0				
0- 0	0- 0	0- 0	NEUTRAL	0- 0	0- 0	0- 0				

RPI 1-25				RPI 26-50				RPI 51-100				RPI 101+			
RPI	S	Opponent	Score	RPI	S	Opponent	Score	RPI	S	Opponent	Score	RPI	S	Opponent	Score
1	A	Notre Dame	76 85	26	H	Miami (FL)	55 58	52	A	Duke	64 59	106	N	UNI	58 61
1	H	Notre Dame	42 54	42	A	North Carolina St.	57 65	92	H	Virginia	67 78	111	H	Samford	66 55
15	H	Louisville	65 78	46	A	Indiana	60 69					117	A	Virginia Tech	51 34
16	A	Syracuse	52 71									118	H	Boston College	62 56
17	A	Florida St.	69 75									124	H	North Carolina	80 73
20	A	Georgia	66 78									126	A	IUPUI	60 50
												156	H	Alabama	70 58
												178	H	Loyola Chicago	84 77
												202	H	USC Upstate	87 46
												248	A	Clemson	76 63
												248	H	Clemson	77 48
												250	N	High Point	81 61
												278	H	Alabama St.	80 54
												279	H	Prairie View	96 48
												309	H	Southeastern La.	102 49
												334	H	St. Francis Brooklyn	89 51
LAST 12 Division I GAMES:															
52	A	Duke	64 59	1	H	Notre Dame	42 54	248	A	Clemson	76 63				
248	H	Clemson	77 48	26	H	Miami (FL)	55 58	92	H	Virginia	67 78				
				16	A	Syracuse	52 71	124	H	North Carolina	80 73				
				117	A	Virginia Tech	51 34	17	A	Florida St.	69 75				
				118	H	Boston College	62 56	42	A	North Carolina St.	57 65				

Non-Div I Games:

Georgia Tech

■ Loss,
 ■ Non-Conf, S Site,
 ■ Home
 ■ Away
 N Neutral

Gonzaga

Through Games Of Feb. 23, 2016

Average RPI Win:	205	WON-LOST	WINNING	LAST 10	STRENGTH OF	OPP. STRENGTH	TEAM	ADJ.	CONF.	ADJ CONF.
Average RPI Loss:	71	RECORD	PCT. RANK	GAMES	SCHEDULE	OF SCHEDULE	RPI	RPI	RPI	RPI
DIV. I ONLY	17- 11	111	4- 6	136	94	107	107	8	8	
DIV. I NON-CONF.	8- 4	99	0- 0	146	94	118	118	9	9	
TOTALS	RPI 1-25	RPI 26-50	W-L RECORDS	RPI 51-100	RPI 101-150	RPI 150+				
17- 11	0- 2	1- 1	OVERALL	2- 5	1- 2	13- 1				
12- 3	0- 1	1- 1	HOME	1- 1	1- 0	9- 0				
5- 7	0- 1	0- 0	AWAY	1- 4	0- 1	4- 1				
0- 1	0- 0	0- 0	NEUTRAL	0- 0	0- 1	0- 0				
8- 4	0- 1	1- 1	NON-CONFERENCE	1- 1	0- 1	6- 0				
6- 2	0- 1	1- 1	HOME	0- 0	0- 0	5- 0				
2- 1	0- 0	0- 0	AWAY	1- 1	0- 0	1- 0				
0- 1	0- 0	0- 0	NEUTRAL	0- 0	0- 1	0- 0				
9- 7	0- 1	0- 0	CONFERENCE	1- 4	1- 1	7- 1				
6- 1	0- 0	0- 0	HOME	1- 1	1- 0	4- 0				
3- 6	0- 1	0- 0	AWAY	0- 3	0- 1	3- 1				
0- 0	0- 0	0- 0	NEUTRAL	0- 0	0- 0	0- 0				

RPI 1-25				RPI 26-50				RPI 51-100				RPI 101+ Team's RPI: 107			
RPI	S	Opponent	Score	RPI	S	Opponent	Score	RPI	S	Opponent	Score	RPI	S	Opponent	Score
10	H	Stanford	48 65	38	H	West Virginia	62 57	59	A	St. Mary's (CA)	47 66	102	A	San Francisco	52 71
12	A	BYU	54 58	43	H	Southern California	56 60	59	H	St. Mary's (CA)	68 69	102	H	San Francisco	68 47
								64	A	Santa Clara	64 71	124	N	North Carolina	62 67
								64	H	Santa Clara	53 44	155	A	Pacific	83 84
								65	A	Dayton	57 47	155	H	Pacific	68 61
								73	A	Washington St.	48 55	159	H	Montana St.	65 52
								77	A	San Diego	54 63	201	H	Eastern Wash.	78 56
												230	H	Grand Canyon	70 44
												236	H	Wyoming	61 57
												241	A	Loyola Marymount	66 59
												241	H	Loyola Marymount	83 68
												267	A	Pepperdine	74 57
												267	H	Pepperdine	56 39
												286	A	Portland	71 63
												286	H	Portland	86 51
												307	A	Colgate	80 50
												343	H	Air Force	88 35
LAST 12 Division I GAMES:															
155	A	Pacific	83 84	64	A	Santa Clara	64 71	155	H	Pacific	68 61				
59	A	St. Mary's (CA)	47 66	59	H	St. Mary's (CA)	68 69	77	A	San Diego	54 63				
286	H	Portland	86 51	12	A	BYU	54 58	286	A	Portland	71 63				
267	H	Pepperdine	56 39												
241	H	Loyola Marymount	83 68												
102	A	San Francisco	52 71												

Non-Div I Games:

Gonzaga

■ Loss,
 ■ Non-Conf, S Site,
 ■ Home
 ■ Away
 N Neutral

Grambling

Through Games Of Feb. 23, 2016

Average RPI Win: 287	WON-LOST	WINNING	LAST 10	STRENGTH OF	OPP. STRENGTH	TEAM	ADJ.	CONF.	ADJ CONF.
Average RPI Loss: 162	RECORD	PCT. RANK	GAMES	SCHEDULE	OF SCHEDULE	RPI	RPI	RPI	RPI
DIV. I ONLY	11- 12	191	7- 3	206	331	179	179	32	32
DIV. I NON-CONF.	1- 8	320	0- 0	64	75	213	213	31	31
TOTALS	RPI 1-25	RPI 26-50	W-L RECORDS	RPI 51-100	RPI 101-150	RPI 150+			
11- 12	0- 1	0- 2	OVERALL	0- 0	0- 2	11- 7			
5- 2	0- 0	0- 0	HOME	0- 0	0- 0	5- 2			
6- 10	0- 0	0- 0	AWAY	0- 0	0- 2	6- 2			
0- 0	0- 0	0- 0	NEUTRAL	0- 0	0- 0	0- 0			
1- 8	0- 1	0- 2	NON-CONFERENCE	0- 0	0- 2	1- 3			
0- 0	0- 0	0- 0	HOME	0- 0	0- 0	0- 0			
1- 8	0- 1	0- 2	AWAY	0- 0	0- 2	1- 3			
0- 0	0- 0	0- 0	NEUTRAL	0- 0	0- 0	0- 0			
10- 4	0- 0	0- 0	CONFERENCE	0- 0	0- 0	10- 4			
5- 2	0- 0	0- 0	HOME	0- 0	0- 0	5- 2			
5- 2	0- 0	0- 0	AWAY	0- 0	0- 0	5- 2			
0- 0	0- 0	0- 0	NEUTRAL	0- 0	0- 0	0- 0			

RPI 1-25				RPI 26-50				RPI 51-100				RPI 101+ Team's RPI: 179			
RPI	S	Opponent	Score	RPI	S	Opponent	Score	RPI	S	Opponent	Score	RPI	S	Opponent	Score
3	A	Baylor	42 96	31	A	Mississippi St.	43 107					128	A	Northwestern St.	62 71
				39	A	George Washington	58 85					142	A	Texas Tech	55 70
												156	A	Alabama	57 72
												162	A	Southern U.	68 80
												162	H	Southern U.	65 52
												192	A	Tulsa	51 79
												195	A	William & Mary	55 74
												241	A	Texas Southern	49 46
												241	H	Texas Southern	50 62
												278	H	Alabama St.	89 69
												279	A	Prairie View	51 44
												279	H	Prairie View	69 66
												300	A	Jackson St.	79 58
												300	H	Jackson St.	75 61
												312	A	Alcorn	85 76
												312	H	Alcorn	66 70
												317	A	Nicholls St.	69 65
												342	A	Ark.-Pine Bluff	68 83
												346	H	Alabama A&M	75 56
												348	A	Mississippi Val.	65 52
LAST 12 Division I GAMES:															
300	H	Jackson St.	75 61	342	A	Ark.-Pine Bluff	68 83	300	A	Jackson St.	79 58				
241	A	Texas Southern	49 46	241	H	Texas Southern	50 62	279	H	Prairie View	69 66				
279	A	Prairie View	51 44	279	H	Prairie View	69 66	312	A	Alcorn	85 76				
312	H	Alcorn	66 70	312	A	Alcorn	85 76	162	H	Southern U.	65 52				
162	H	Southern U.	65 52	162	A	Southern U.	68 80								
348	A	Mississippi Val.	65 52												

Non-Div I Games: Southern-N.O. 73 61 LSU-Alexandria 106 50

Grambling

■ Loss,
 ■ Non-Conf,
 ■ S Site,
 ■ Home
 ■ A Away
 N Neutral

Grand Canyon

Through Games Of Feb. 23, 2016

Average RPI Win: 272	WON-LOST	WINNING	LAST 10	STRENGTH OF	OPP. STRENGTH	TEAM	ADJ.	CONF.	ADJ CONF.
Average RPI Loss: 141	RECORD	PCT. RANK	GAMES	SCHEDULE	OF SCHEDULE	RPI	RPI	RPI	RPI
DIV. I ONLY	12- 13	185	7- 3	267	259	230	230	25	25
DIV. I NON-CONF.	5- 8	209	0- 0	222	181	232	232	25	25
TOTALS	RPI 1-25	RPI 26-50	W-L RECORDS	RPI 51-100	RPI 101-150	RPI 150+			
12- 13	0- 0	0- 2	OVERALL	0- 4	1- 2	11- 5			
4- 6	0- 0	0- 0	HOME	0- 2	1- 1	3- 3			
8- 3	0- 0	0- 0	AWAY	0- 0	0- 0	8- 0			
0- 4	0- 0	0- 2	NEUTRAL	0- 1	0- 0	0- 1			
5- 8	0- 0	0- 2	NON-CONFERENCE	0- 2	1- 2	4- 2			
2- 3	0- 0	0- 0	HOME	0- 1	1- 1	1- 1			
3- 1	0- 0	0- 0	AWAY	0- 0	0- 1	3- 0			
0- 4	0- 0	0- 2	NEUTRAL	0- 1	0- 0	0- 1			
7- 5	0- 0	0- 0	CONFERENCE	0- 2	0- 0	7- 3			
2- 3	0- 0	0- 0	HOME	0- 1	0- 0	2- 2			
5- 2	0- 0	0- 0	AWAY	0- 1	0- 0	5- 1			
0- 0	0- 0	0- 0	NEUTRAL	0- 0	0- 0	0- 0			

RPI S	Opponent	Score	RPI S	Opponent	Score	RPI S	Opponent	Score	RPI S	Opponent	Score	Team's RPI: 230
38 N	West Virginia	50 68	54 H	UC Riverside	67 85	107 A	Gonzaga	44 70				
43 N	Southern California	44 75	69 N	Abilene Christian	71 75	119 H	Hawaii	41 74				
			93 A	New Mexico St.	58 60	147 H	Oral Roberts	66 64				
			93 H	New Mexico St.	44 64	175 H	Northern Colo.	69 59				
						186 H	South Ala.	56 59				
						207 A	Utah Valley	61 53				
						208 A	UTRGV	28 52				
						208 H	UTRGV	66 68				
						240 A	CSU Bakersfield	61 51				
						257 A	Seattle	67 54				
						257 H	Seattle	60 53				
						303 A	UMKC	68 59				
						303 H	UMKC	57 63				
						310 N	Fairleigh Dickinson	68 74				
						314 A	North Dakota St.	76 67				
						337 A	UC Irvine	58 53				
						340 A	Chicago St.	65 60				
						340 H	Chicago St.	74 36				
						343 A	Air Force	73 39				
LAST 12 Division I GAMES:												
340 A	Chicago St.	65 60	240 A	CSU Bakersfield	61 51							
303 A	UMKC	68 59	303 H	UMKC	57 63							
257 H	Seattle	60 53	340 H	Chicago St.	74 36							
208 H	UTRGV	66 68	207 A	Utah Valley	61 53							
93 H	New Mexico St.	44 64	93 A	New Mexico St.	58 60							
257 A	Seattle	67 54	208 A	UTRGV	28 52							

Non-Div I Games: Western St. 77 40 San Diego Christian 60 40 Arizona Christian 87 54

Grand Canyon

Loss, Non-Conf, S Site, H Home A Away N Neutral

Average RPI Win: 157	WON-LOST	WINNING	LAST 10	STRENGTH OF	OPP. STRENGTH	TEAM	ADJ.	CONF.	ADJ CONF.
Average RPI Loss: 117	RECORD	PCT. RANK	GAMES	SCHEDULE	OF SCHEDULE	RPI	RPI	RPI	RPI
DIV. I ONLY	23- 3	11	9- 1	98	100	28	28	14	14
DIV. I NON-CONF.	10- 2	33	0- 0	68	18	19	19	16	16
TOTALS	RPI 1-25	RPI 26-50	W-L RECORDS	RPI 51-100	RPI 101-150	RPI 150+			
23- 3	0- 0	0- 0	OVERALL	6- 2	5- 0	12- 1			
12- 1	0- 0	0- 0	HOME	5- 0	1- 0	6- 1			
10- 0	0- 0	0- 0	AWAY	0- 0	4- 0	6- 0			
1- 2	0- 0	0- 0	NEUTRAL	1- 2	0- 0	0- 0			
10- 2	0- 0	0- 0	NON-CONFERENCE	6- 2	1- 0	3- 0			
6- 0	0- 0	0- 0	HOME	5- 0	0- 0	1- 0			
3- 0	0- 0	0- 0	AWAY	0- 0	1- 0	2- 0			
1- 2	0- 0	0- 0	NEUTRAL	1- 2	0- 0	0- 0			
13- 1	0- 0	0- 0	CONFERENCE	0- 0	4- 0	9- 1			
6- 1	0- 0	0- 0	HOME	0- 0	1- 0	5- 1			
7- 0	0- 0	0- 0	AWAY	0- 0	3- 0	4- 0			
0- 0	0- 0	0- 0	NEUTRAL	0- 0	0- 0	0- 0			

RPI S	Opponent	Score	RPI S	Opponent	Score	Team's RPI: 28	RPI S	Opponent	Score	RPI S	Opponent	Score
							53 N	Rutgers	43 54	101 A	Wright St.	63 58
							63 H	South Dakota St.	58 57	108 A	Drake	86 61
							65 H	Dayton	68 52	130 A	Youngstown St.	68 60
							84 H	Vanderbilt	58 56	130 H	Youngstown St.	69 35
							85 N	Tulane	79 58	139 A	Northern Ky.	81 73
							88 H	Marquette	75 55	154 H	Detroit	58 36
							92 N	Virginia	59 68	173 A	Milwaukee	63 42
							100 H	Belmont	66 62	173 H	Milwaukee	69 46
										178 H	Loyola Chicago	65 51
										181 A	Wisconsin	72 58
										183 A	Butler	55 46
										206 H	Oakland	56 58
										219 A	Ill.-Chicago	58 40
										219 H	Ill.-Chicago	64 22
										243 A	Valparaiso	71 35
										243 H	Valparaiso	81 42
										277 A	Cleveland St.	66 45
										277 H	Cleveland St.	71 53
LAST 12 Division I GAMES:												
243 A	Valparaiso	71 35	206 H	Oakland	56 58							
219 A	Ill.-Chicago	58 40	101 A	Wright St.	63 58							
277 H	Cleveland St.	71 53	139 A	Northern Ky.	81 73							
130 H	Youngstown St.	69 35	219 H	Ill.-Chicago	64 22							
173 H	Milwaukee	69 46	243 H	Valparaiso	81 42							
154 H	Detroit	58 36	130 A	Youngstown St.	68 60							

Non-Div I Games:

Green Bay

■ Loss,
 ■ Non-Conf, S Site,
 ■ Home
 ■ Away
 N Neutral

Average RPI Win:	267	WON-LOST	WINNING	LAST 10	STRENGTH OF	OPP. STRENGTH	TEAM	ADJ.	CONF.	ADJ CONF.
Average RPI Loss:	122	RECORD	PCT. RANK	GAMES	SCHEDULE	OF SCHEDULE	RPI	RPI	RPI	RPI
DIV. I ONLY	12- 14	196	8- 2	110	266	150	150	31	31	
DIV. I NON-CONF.	2- 11	306	0- 0	6	62	146	146	30	30	
TOTALS	RPI 1-25	RPI 26-50	W-L RECORDS	RPI 51-100	RPI 101-150	RPI 150+				
12- 14	0- 3	0- 2	OVERALL	0- 4	1- 0	11- 5				
5- 4	0- 0	0- 1	HOME	0- 1	0- 0	5- 2				
5- 10	0- 3	0- 1	AWAY	0- 3	0- 0	5- 3				
2- 0	0- 0	0- 0	NEUTRAL	0- 0	1- 0	1- 0				
2- 11	0- 3	0- 2	NON-CONFERENCE	0- 4	1- 0	1- 2				
0- 3	0- 0	0- 1	HOME	0- 1	0- 0	0- 1				
0- 8	0- 3	0- 1	AWAY	0- 3	0- 0	0- 1				
2- 0	0- 0	0- 0	NEUTRAL	0- 0	1- 0	1- 0				
10- 3	0- 0	0- 0	CONFERENCE	0- 0	0- 0	10- 3				
5- 1	0- 0	0- 0	HOME	0- 0	0- 0	5- 1				
5- 2	0- 0	0- 0	AWAY	0- 0	0- 0	5- 2				
0- 0	0- 0	0- 0	NEUTRAL	0- 0	0- 0	0- 0				

RPI 1-25				RPI 26-50				RPI 51-100				RPI 101+ Team's RPI: 150			
RPI	S	Opponent	Score	RPI	S	Opponent	Score	RPI	S	Opponent	Score	RPI	S	Opponent	Score
2	A	South Carolina	48 86	37	A	Princeton	55 79	60	A	Oregon	51 86	113	N	Wake Forest	47 42
6	A	Texas	52 79	40	H	James Madison	56 68	73	A	Washington St.	61 68	190	A	Stetson	59 68
25	A	UTEP	54 78					81	H	Drexel	36 57	209	N	Rhode Island	59 54
								98	A	Iowa St.	59 95	215	H	Lehigh	56 63
												235	A	N.C. A&T	55 52
												244	A	Morgan St.	65 51
												244	H	Morgan St.	60 47
												254	A	Coppin St.	64 68
												255	H	Bethune-Cookman	60 45
												283	A	UMES	76 55
												293	H	Savannah St.	65 53
												295	H	Florida A&M	59 66
												298	H	South Carolina St.	63 50
												329	A	Delaware St.	63 54
												333	A	Howard	77 83
												347	H	Norfolk St.	73 62
												349	A	N.C. Central	76 42
LAST 12 Division I GAMES:															
329	A	Delaware St.	63 54	298	H	South Carolina St.	63 50								
254	A	Coppin St.	64 68	293	H	Savannah St.	65 53								
244	H	Morgan St.	60 47	349	A	N.C. Central	76 42								
333	A	Howard	77 83	235	A	N.C. A&T	55 52								
283	A	UMES	76 55	295	H	Florida A&M	59 66								
347	H	Norfolk St.	73 62	255	H	Bethune-Cookman	60 45								

Non-Div I Games:

Hampton

■ Loss,
 ■ Non-Conf, S Site,
 ■ Home
 ■ Away
 N Neutral

Hartford

Through Games Of Feb. 23, 2016

Average RPI Win:	261	WON-LOST	WINNING	LAST 10	STRENGTH OF	OPP. STRENGTH	TEAM	ADJ.	CONF.	ADJ CONF.
Average RPI Loss:	134	RECORD	PCT. RANK	GAMES	SCHEDULE	OF SCHEDULE	RPI	RPI	RPI	RPI
DIV. I ONLY	11- 16	229	5- 5	175	201	216	216	15	15	
DIV. I NON-CONF.	4- 9	245	0- 0	108	161	210	210	18	18	
TOTALS	RPI 1-25	RPI 26-50	W-L RECORDS	RPI 51-100	RPI 101-150	RPI 150+				
11- 16	0- 1	0- 2	OVERALL	0- 4	0- 3	11- 6				
7- 5	0- 1	0- 1	HOME	0- 0	0- 1	7- 2				
4- 11	0- 0	0- 1	AWAY	0- 4	0- 2	4- 4				
0- 0	0- 0	0- 0	NEUTRAL	0- 0	0- 0	0- 0				
4- 9	0- 1	0- 1	NON-CONFERENCE	0- 3	0- 1	4- 3				
3- 2	0- 1	0- 0	HOME	0- 0	0- 0	3- 1				
1- 7	0- 0	0- 1	AWAY	0- 3	0- 1	1- 2				
0- 0	0- 0	0- 0	NEUTRAL	0- 0	0- 0	0- 0				
7- 7	0- 0	0- 1	CONFERENCE	0- 1	0- 2	7- 3				
4- 3	0- 0	0- 1	HOME	0- 0	0- 1	4- 1				
3- 4	0- 0	0- 0	AWAY	0- 1	0- 1	3- 2				
0- 0	0- 0	0- 0	NEUTRAL	0- 0	0- 0	0- 0				

RPI 1-25				RPI 26-50				RPI 51-100				RPI 101+ Team's RPI: 216			
RPI	S	Opponent	Score	RPI	S	Opponent	Score	RPI	S	Opponent	Score	RPI	S	Opponent	Score
8	H	Arizona St.	29 60	39	A	George Washington	51 82	62	A	Michigan	47 83	118	A	Boston College	28 62
				47	H	Albany (NY)	41 78	68	A	FGCU	44 64	144	A	Stony Brook	35 58
								71	A	Maine	43 61	144	H	Stony Brook	42 45
								96	A	Quinnipiac	69 71	157	A	UMBC	51 58
												157	H	UMBC	65 57
												174	H	Cornell	53 50
												213	A	Sacred Heart	68 67
												221	A	Massachusetts	57 63
												226	H	Dartmouth	36 43
												238	A	New Hampshire	42 53
												238	H	New Hampshire	48 44
												246	A	Binghamton	41 39
												246	H	Binghamton	47 53
												263	A	Providence	50 69
												288	H	Central Conn. St.	49 41
												296	A	Vermont	51 47
												296	H	Vermont	52 50
												321	A	UMass Lowell	75 70
												321	H	UMass Lowell	72 59
												322	H	Lafayette	55 50
LAST 12 Division I GAMES:															
238	A	New Hampshire	42 53	47	H	Albany (NY)	41 78	238	H	New Hampshire	48 44				
157	A	UMBC	51 58	71	A	Maine	43 61	157	H	UMBC	65 57				
296	H	Vermont	52 50					144	A	Stony Brook	35 58				
246	A	Binghamton	41 39					296	A	Vermont	51 47				
144	H	Stony Brook	42 45												
321	A	UMass Lowell	75 70												

Non-Div I Games:

Hartford

■ Loss,
 ■ Non-Conf, S Site,
 ■ Home
 ■ Away
 N Neutral

Average RPI Win:	201	WON-LOST	WINNING	LAST 10	STRENGTH OF	OPP. STRENGTH	TEAM	ADJ.	CONF.	ADJ CONF.
Average RPI Loss:	106	RECORD	PCT. RANK	GAMES	SCHEDULE	OF SCHEDULE	RPI	RPI	RPI	RPI
DIV. I ONLY	12- 11	155	7- 3	70	180	103	103	10	10	
DIV. I NON-CONF.	5- 8	209	1- 1	85	190	151	151	12	12	
TOTALS	RPI 1-25	RPI 26-50	W-L RECORDS	RPI 51-100	RPI 101-150	RPI 150+				
12- 11	0- 0	0- 3	OVERALL	1- 4	1- 1	10- 3				
4- 5	0- 0	0- 2	HOME	0- 2	0- 0	4- 1				
7- 6	0- 0	0- 1	AWAY	0- 2	1- 1	6- 2				
1- 0	0- 0	0- 0	NEUTRAL	1- 0	0- 0	0- 0				
5- 8	0- 0	0- 1	NON-CONFERENCE	1- 4	1- 1	3- 2				
2- 2	0- 0	0- 0	HOME	0- 2	0- 0	2- 0				
2- 6	0- 0	0- 1	AWAY	0- 2	1- 1	1- 2				
1- 0	0- 0	0- 0	NEUTRAL	1- 0	0- 0	0- 0				
7- 3	0- 0	0- 2	CONFERENCE	0- 0	0- 0	7- 1				
2- 3	0- 0	0- 2	HOME	0- 0	0- 0	2- 1				
5- 0	0- 0	0- 0	AWAY	0- 0	0- 0	5- 0				
0- 0	0- 0	0- 0	NEUTRAL	0- 0	0- 0	0- 0				

RPI 1-25				RPI 26-50				RPI 51-100				RPI 101+				Team's RPI: 103	
RPI	S	Opponent	Score	RPI	S	Opponent	Score	RPI	S	Opponent	Score	RPI	S	Opponent	Score		
				30	H	Penn	48 68	51	A	Chattanooga	58 62	111	A	Samford	60 54		
				35	A	South Fla.	59 86	68	A	FGCU	65 74	144	A	Stony Brook	63 64		
				37	H	Princeton	83 92	71	H	Maine	53 64	163	A	Yale	72 69		
								91	H	Eastern Mich.	81 85	174	A	Cornell	65 56		
								99	N	Toledo	76 70	174	H	Cornell	68 63		
												199	A	Fairfield	50 67		
												203	A	Brown	87 79		
												209	A	Rhode Island	52 56		
												221	H	Massachusetts	67 65		
												223	A	Rice	67 61		
												226	A	Dartmouth	56 43		
												226	H	Dartmouth	64 70		
												234	A	Columbia	69 66		
												234	H	Columbia	84 54		
												345	H	Boston U.	73 55		
LAST 12 Division I GAMES:																	
				174	H	Cornell	68 63	234	A	Columbia	69 66						
				234	H	Columbia	84 54	174	A	Cornell	65 56						
				163	A	Yale	72 69	226	H	Dartmouth	64 70						
				203	A	Brown	87 79	226	A	Dartmouth	56 43						
				37	H	Princeton	83 92	51	A	Chattanooga	58 62						
				30	H	Penn	48 68	111	A	Samford	60 54						

Non-Div I Games:

Harvard

■ Loss,
 ■ Non-Conf,
 ■ S Site,
 ■ H Home
 ■ A Away
 N Neutral

Average RPI Win:	239	WON-LOST	WINNING	LAST 10	STRENGTH OF	OPP. STRENGTH	TEAM	ADJ.	CONF.	ADJ CONF.
Average RPI Loss:	76	RECORD	PCT. RANK	GAMES	SCHEDULE	OF SCHEDULE	RPI	RPI	RPI	RPI
DIV. I ONLY	16- 9	92	8- 2	168	141	119	119	22	22	
DIV. I NON-CONF.	7- 6	156	0- 0	82	8	108	108	21	21	
TOTALS	RPI 1-25	RPI 26-50	W-L RECORDS	RPI 51-100	RPI 101-150	RPI 150+				
16- 9	0- 4	0- 1	OVERALL	0- 2	2- 0	14- 2				
7- 5	0- 2	0- 1	HOME	0- 2	1- 0	6- 0				
9- 2	0- 0	0- 0	AWAY	0- 0	1- 0	8- 2				
0- 2	0- 2	0- 0	NEUTRAL	0- 0	0- 0	0- 0				
7- 6	0- 4	0- 1	NON-CONFERENCE	0- 1	0- 0	7- 0				
2- 4	0- 2	0- 1	HOME	0- 1	0- 0	2- 0				
5- 0	0- 0	0- 0	AWAY	0- 0	0- 0	5- 0				
0- 2	0- 2	0- 0	NEUTRAL	0- 0	0- 0	0- 0				
9- 3	0- 0	0- 0	CONFERENCE	0- 1	2- 0	7- 2				
5- 1	0- 0	0- 0	HOME	0- 1	1- 0	4- 0				
4- 2	0- 0	0- 0	AWAY	0- 0	1- 0	3- 2				
0- 0	0- 0	0- 0	NEUTRAL	0- 0	0- 0	0- 0				

RPI 1-25				RPI 26-50				RPI 51-100				RPI 101+ Team's RPI: 119			
RPI	S	Opponent	Score	RPI	S	Opponent	Score	RPI	S	Opponent	Score	RPI	S	Opponent	Score
2	H	South Carolina	51 67	30	H	Penn	54 64	54	H	UC Riverside	74 77	136	A	Long Beach St.	67 55
8	H	Arizona St.	49 75					73	H	Washington St.	52 62	136	H	Long Beach St.	60 42
12	N	BYU	56 67									169	A	Sacramento St.	74 72
13	N	Texas A&M	41 82									187	A	UC Davis	58 60
												187	H	UC Davis	70 50
												194	A	Cal Poly	64 58
												198	A	San Jose St.	76 73
												230	A	Grand Canyon	74 41
												240	A	CSU Bakersfield	65 55
												240	H	CSU Bakersfield	74 60
												241	H	Loyola Marymount	65 51
												260	A	UC Santa Barbara	63 62
												276	A	Northern Ariz.	61 52
												301	A	CSUN	60 63
												301	H	CSUN	77 50
												337	A	UC Irvine	83 65
												337	H	UC Irvine	59 35
												338	H	Cal St. Fullerton	62 53
LAST 12 Division I GAMES:															
187	H	UC Davis	70 50	301	A	CSUN	60 63								
136	H	Long Beach St.	60 42	337	A	UC Irvine	83 65								
260	A	UC Santa Barbara	63 62	54	H	UC Riverside	74 77								
194	A	Cal Poly	64 58	301	H	CSUN	77 50								
337	H	UC Irvine	59 35	187	A	UC Davis	58 60								
338	H	Cal St. Fullerton	62 53	136	A	Long Beach St.	67 55								

Non-Div I Games:

Hawaii

■ Loss,
 ■ Non-Conf,
 ■ S Site,
 ■ Home
 ■ Away
 N Neutral

Average RPI Win:	273	WON-LOST	WINNING	LAST 10	STRENGTH OF	OPP. STRENGTH	TEAM	ADJ.	CONF.	ADJ CONF.
Average RPI Loss:	152	RECORD	PCT. RANK	GAMES	SCHEDULE	OF SCHEDULE	RPI	RPI	RPI	RPI
DIV. I ONLY	9- 16	254	5- 5	204	229	250	250	26	26	
DIV. I NON-CONF.	0- 8	338	0- 0	78	28	287	287	29	29	
TOTALS	RPI 1-25	RPI 26-50	W-L RECORDS	RPI 51-100	RPI 101-150	RPI 150+				
9- 16	0- 1	0- 1	OVERALL	0- 3	0- 4	9- 7				
5- 6	0- 0	0- 0	HOME	0- 1	0- 2	5- 3				
4- 8	0- 1	0- 1	AWAY	0- 1	0- 1	4- 4				
0- 2	0- 0	0- 0	NEUTRAL	0- 1	0- 1	0- 0				
0- 8	0- 1	0- 1	NON-CONFERENCE	0- 3	0- 1	0- 2				
0- 2	0- 0	0- 0	HOME	0- 1	0- 0	0- 1				
0- 4	0- 1	0- 1	AWAY	0- 1	0- 0	0- 1				
0- 2	0- 0	0- 0	NEUTRAL	0- 1	0- 1	0- 0				
9- 8	0- 0	0- 0	CONFERENCE	0- 0	0- 3	9- 5				
5- 4	0- 0	0- 0	HOME	0- 0	0- 2	5- 2				
4- 4	0- 0	0- 0	AWAY	0- 0	0- 1	4- 3				
0- 0	0- 0	0- 0	NEUTRAL	0- 0	0- 0	0- 0				

RPI 1-25				RPI 26-50				RPI 51-100				RPI 101+ Team's RPI: 250			
RPI	S	Opponent	Score	RPI	S	Opponent	Score	RPI	S	Opponent	Score	RPI	S	Opponent	Score
11	A	Maryland	50 105	42	A	North Carolina St.	48 89	76	N	Georgia Tech	61 81	112	A	Liberty	43 56
								80	H	VCU	39 69	112	H	Liberty	68 73
								97	A	Elon	69 80	122	H	UNC Asheville	81 82
												146	N	UAB	46 56
												167	H	Davidson	60 62
												191	A	Gardner-Webb	70 82
												191	H	Gardner-Webb	72 79
												197	A	Radford	56 54
												197	H	Radford	71 66
												225	A	Presbyterian	70 82
												225	H	Presbyterian	61 47
												268	A	Coastal Caro.	53 79
												268	H	Coastal Caro.	53 52
												291	A	Campbell	69 55
												292	H	Charleston So.	62 64
												299	A	UNCG	72 82
												318	A	Winthrop	74 67
												318	H	Winthrop	80 60
												320	A	Longwood	89 70
												320	H	Longwood	79 68
LAST 12 Division I GAMES:															
112	H	Liberty	68 73	112	A	Liberty	43 56								
318	H	Winthrop	80 60	197	A	Radford	56 54								
320	A	Longwood	89 70	122	H	UNC Asheville	81 82								
191	H	Gardner-Webb	72 79	318	A	Winthrop	74 67								
268	A	Coastal Caro.	53 79	291	A	Campbell	69 55								
225	H	Presbyterian	61 47	268	H	Coastal Caro.	53 52								

Non-Div I Games: Greensboro 82 49

High Point

■ Loss,
 ■ Non-Conf, S Site,
 ■ Home
 ■ Away
 N Neutral

Hofstra

Through Games Of Feb. 23, 2016

Average RPI Win:	209	WON-LOST	WINNING	LAST 10	STRENGTH OF	OPP. STRENGTH	TEAM	ADJ.	CONF.	ADJ CONF.
Average RPI Loss:	93	RECORD	PCT. RANK	GAMES	SCHEDULE	OF SCHEDULE	RPI	RPI	RPI	RPI
DIV. I ONLY	19- 7	57	6- 4	166	154	74	74	13	13	
DIV. I NON-CONF.	9- 2	37	0- 0	198	176	59	59	11	11	
TOTALS	RPI 1-25	RPI 26-50	W-L RECORDS	RPI 51-100	RPI 101-150	RPI 150+				
19- 7	0- 1	0- 2	OVERALL	1- 2	3- 0	15- 2				
10- 1	0- 0	0- 1	HOME	1- 0	3- 0	6- 0				
8- 5	0- 0	0- 1	AWAY	0- 2	0- 0	8- 2				
1- 1	0- 1	0- 0	NEUTRAL	0- 0	0- 0	1- 0				
9- 2	0- 1	0- 0	NON-CONFERENCE	0- 0	3- 0	6- 1				
4- 0	0- 0	0- 0	HOME	0- 0	3- 0	1- 0				
4- 1	0- 0	0- 0	AWAY	0- 0	0- 0	4- 1				
1- 1	0- 1	0- 0	NEUTRAL	0- 0	0- 0	1- 0				
10- 5	0- 0	0- 2	CONFERENCE	1- 2	0- 0	9- 1				
6- 1	0- 0	0- 1	HOME	1- 0	0- 0	5- 0				
4- 4	0- 0	0- 1	AWAY	0- 2	0- 0	4- 1				
0- 0	0- 0	0- 0	NEUTRAL	0- 0	0- 0	0- 0				

RPI 1-25				RPI 26-50				RPI 51-100				Team's RPI: 74		RPI 101+			
RPI	S	Opponent	Score	RPI	S	Opponent	Score	RPI	S	Opponent	Score			RPI	S	Opponent	Score
7	N	Oregon St.	50 73	40	A	James Madison	42 57	81	A	Drexel	64 67			105	H	Saint Joseph's	75 62
				40	H	James Madison	54 71	97	A	Elon	60 61			138	H	Buffalo	79 36
								97	H	Elon	59 49			144	H	Stony Brook	71 66
														158	H	Northeastern	75 50
														168	A	Delaware	47 54
														168	H	Delaware	58 49
														171	A	Marist	71 67
														195	A	William & Mary	61 53
														195	H	William & Mary	75 45
														199	A	Fairfield	67 53
														221	A	Massachusetts	56 57
														228	A	Col. of Charleston	62 58
														232	H	Navy	65 63
														256	A	UNCW	68 64
														256	H	UNCW	62 38
														268	N	Coastal Caro.	82 40
														272	A	American	60 51
														281	A	Towson	74 56
														281	H	Towson	64 60
														329	A	Delaware St.	66 49
LAST 12 Division I GAMES:																	
				168	A	Delaware	47 54					97	H	Elon			59 49
				256	H	UNCW	62 38					81	A	Drexel			64 67
				40	A	James Madison	42 57					281	H	Towson			64 60
				195	A	William & Mary	61 53					158	H	Northeastern			75 50
				281	A	Towson	74 56					195	H	William & Mary			75 45
				40	H	James Madison	54 71					256	A	UNCW			68 64

Non-Div I Games:

Hofstra

■ Loss,
 ■ Non-Conf, S Site,
 ■ Home
 ■ Away
 N Neutral

Holy Cross

Through Games Of Feb. 23, 2016

Average RPI Win:	281	WON-LOST	WINNING	LAST 10	STRENGTH OF	OPP. STRENGTH	TEAM	ADJ.	CONF.	ADJ CONF.
Average RPI Loss:	154	RECORD	PCT. RANK	GAMES	SCHEDULE	OF SCHEDULE	RPI	RPI	RPI	RPI
DIV. I ONLY	12- 14	196	5- 5	275	254	239	239	27	27	
DIV. I NON-CONF.	3- 8	258	0- 0	304	162	321	321	27	27	
TOTALS	RPI 1-25	RPI 26-50	W-L RECORDS	RPI 51-100	RPI 101-150	RPI 150+				
12- 14	0- 0	0- 0	OVERALL	0- 5	0- 3	12- 6				
8- 4	0- 0	0- 0	HOME	0- 2	0- 0	8- 2				
4- 10	0- 0	0- 0	AWAY	0- 3	0- 3	4- 4				
0- 0	0- 0	0- 0	NEUTRAL	0- 0	0- 0	0- 0				
3- 8	0- 0	0- 0	NON-CONFERENCE	0- 1	0- 3	3- 4				
3- 2	0- 0	0- 0	HOME	0- 0	0- 0	3- 2				
0- 6	0- 0	0- 0	AWAY	0- 1	0- 3	0- 2				
0- 0	0- 0	0- 0	NEUTRAL	0- 0	0- 0	0- 0				
9- 6	0- 0	0- 0	CONFERENCE	0- 4	0- 0	9- 2				
5- 2	0- 0	0- 0	HOME	0- 2	0- 0	5- 0				
4- 4	0- 0	0- 0	AWAY	0- 2	0- 0	4- 2				
0- 0	0- 0	0- 0	NEUTRAL	0- 0	0- 0	0- 0				

RPI 1-25				RPI 26-50				RPI 51-100				RPI 101+				Team's RPI: 239	
RPI	S	Opponent	Score	RPI	S	Opponent	Score	RPI	S	Opponent	Score	RPI	S	Opponent	Score		
								66	A	Army West Point	58	77	118	A	Boston College	51	60
								66	H	Army West Point	49	80	120	A	Pittsburgh	50	56
								89	A	Bucknell	64	74	131	A	Penn St.	82	86
								89	H	Bucknell	51	58	163	A	Yale	59	69
								96	A	Quinnipiac	61	74	215	A	Lehigh	58	61
													215	H	Lehigh	77	71
													221	H	Massachusetts	60	74
													226	H	Dartmouth	54	60
													231	H	Manhattan	58	44
													232	A	Navy	49	50
													232	H	Navy	57	49
													245	H	Bryant	65	64
													272	A	American	59	50
													272	H	American	59	54
													296	H	Vermont	77	63
													307	A	Colgate	80	71
													307	H	Colgate	70	61
													321	A	UMass Lowell	67	75
													322	A	Lafayette	57	54
													322	H	Lafayette	66	49
													345	A	Boston U.	60	41
LAST 12 Division I GAMES:																	
272	A	American	59	50	232	A	Navy	49	50								
66	H	Army West Point	49	80	272	H	American	59	54								
215	H	Lehigh	77	71	66	A	Army West Point	58	77								
322	A	Lafayette	57	54	215	A	Lehigh	58	61								
89	A	Bucknell	64	74	322	H	Lafayette	66	49								
307	H	Colgate	70	61	89	H	Bucknell	51	58								

Non-Div I Games:

Holy Cross

■ Loss,
 ■ Non-Conf,
 ■ S Site,
 ■ H Home
 ■ A Away
 N Neutral

Average RPI Win: 253	WON-LOST	WINNING	LAST 10	STRENGTH OF	OPP. STRENGTH	TEAM	ADJ.	CONF.	ADJ CONF.
Average RPI Loss: 135	RECORD	PCT. RANK	GAMES	SCHEDULE	OF SCHEDULE	RPI	RPI	RPI	RPI
DIV. I ONLY	5- 22	315	1- 9	181	108	285	285	9	9
DIV. I NON-CONF.	4- 7	222	0- 0	168	275	214	214	7	7
TOTALS	RPI 1-25	RPI 26-50	W-L RECORDS	RPI 51-100	RPI 101-150	RPI 150+			
5- 22	0- 1	0- 2	OVERALL	0- 5	1- 3	4- 11			
2- 10	0- 1	0- 0	HOME	0- 2	1- 1	1- 6			
3- 9	0- 0	0- 1	AWAY	0- 2	0- 1	3- 5			
0- 3	0- 0	0- 1	NEUTRAL	0- 1	0- 1	0- 0			
4- 7	0- 0	0- 1	NON-CONFERENCE	0- 1	1- 2	3- 3			
1- 3	0- 0	0- 0	HOME	0- 0	1- 1	0- 2			
3- 1	0- 0	0- 0	AWAY	0- 0	0- 0	3- 1			
0- 3	0- 0	0- 1	NEUTRAL	0- 1	0- 1	0- 0			
1- 15	0- 1	0- 1	CONFERENCE	0- 4	0- 1	1- 8			
1- 7	0- 1	0- 0	HOME	0- 2	0- 0	1- 4			
0- 8	0- 0	0- 1	AWAY	0- 2	0- 1	0- 4			
0- 0	0- 0	0- 0	NEUTRAL	0- 0	0- 0	0- 0			

RPI 1-25	RPI 26-50	RPI 51-100	RPI 101+	Team's RPI: 285
RPI S Opponent Score	RPI S Opponent Score	RPI S Opponent Score	RPI S Opponent Score	
4 H UConn 37 76	35 A South Fla. 49 73	55 N Iowa 50 64	101 N Wright St. 61 75	
	39 N George Washington 78 82	61 A Temple 48 78	104 A Memphis 57 74	
		61 H Temple 66 75	127 H La.-Lafayette 52 51	
		85 A Tulane 48 70	136 H Long Beach St. 41 47	
		85 H Tulane 56 59	165 A East Carolina 70 76	
			165 H East Carolina 59 68	
			170 H SMU 48 50	
			192 A Tulsa 28 44	
			192 H Tulsa 62 79	
			196 A Cincinnati 50 56	
			196 H Cincinnati 61 67	
			208 H UTRGV 45 55	
			214 H UNLV 60 63	
			223 A Rice 62 59	
			228 A Col. of Charleston 48 55	
			269 A UCF 62 65	
			269 H UCF 64 55	
			313 A A&M-Corpus Christi 76 73	
			332 A Incarnate Word 67 51	
LAST 12 Division I GAMES:				
269 A UCF 62 65	196 A Cincinnati 50 56			
196 H Cincinnati 61 67	35 A South Fla. 49 73			
165 H East Carolina 59 68	61 A Temple 48 78			
192 A Tulsa 28 44	192 H Tulsa 62 79			
85 H Tulane 56 59	165 A East Carolina 70 76			
269 H UCF 64 55	170 H SMU 48 50			

Non-Div I Games:

Houston

■ Loss,
 ■ Non-Conf,
 ■ S Site,
 ■ H Home
 ■ A Away
 N Neutral

Houston Baptist

Through Games Of Feb. 23, 2016

Average RPI Win:	292	WON-LOST	WINNING	LAST 10	STRENGTH OF	OPP. STRENGTH	TEAM	ADJ.	CONF.	ADJ CONF.
Average RPI Loss:	170	RECORD	PCT. RANK	GAMES	SCHEDULE	OF SCHEDULE	RPI	RPI	RPI	RPI
DIV. I ONLY	9- 12	220	5- 5	273	292	247	247	28	28	
DIV. I NON-CONF.	2- 5	253	0- 0	116	322	216	216	26	26	
TOTALS	RPI 1-25	RPI 26-50	W-L RECORDS	RPI 51-100	RPI 101-150	RPI 150+				
9- 12	0- 1	0- 0	OVERALL	0- 1	0- 3	9- 7				
4- 4	0- 0	0- 0	HOME	0- 0	0- 1	4- 3				
4- 8	0- 1	0- 0	AWAY	0- 1	0- 2	4- 4				
1- 0	0- 0	0- 0	NEUTRAL	0- 0	0- 0	1- 0				
2- 5	0- 1	0- 0	NON-CONFERENCE	0- 0	0- 1	2- 3				
0- 2	0- 0	0- 0	HOME	0- 0	0- 1	0- 1				
1- 3	0- 1	0- 0	AWAY	0- 0	0- 0	1- 2				
1- 0	0- 0	0- 0	NEUTRAL	0- 0	0- 0	1- 0				
7- 7	0- 0	0- 0	CONFERENCE	0- 1	0- 2	7- 4				
4- 2	0- 0	0- 0	HOME	0- 0	0- 0	4- 2				
3- 5	0- 0	0- 0	AWAY	0- 1	0- 2	3- 2				
0- 0	0- 0	0- 0	NEUTRAL	0- 0	0- 0	0- 0				

RPI 1-25				RPI 26-50				RPI 51-100				RPI 101+ Team's RPI: 247			
RPI	S	Opponent	Score	RPI	S	Opponent	Score	RPI	S	Opponent	Score	RPI	S	Opponent	Score
25	A	UTEP	63 98					69	A	Abilene Christian	60 77	109	A	Central Ark.	44 45
												128	A	Northwestern St.	44 55
												149	H	UT Arlington	40 64
												161	H	McNeese St.	64 71
												182	A	New Mexico	57 65
												212	H	Stephen F. Austin	50 64
												222	H	Texas St.	66 71
												237	A	Sam Houston St.	70 78
												237	H	Sam Houston St.	67 63
												241	A	Texas Southern	77 65
												259	N	Omaha	64 51
												265	A	UTSA	50 79
												282	A	Lamar	70 77
												282	H	Lamar	77 66
												309	H	Southeastern La.	64 56
												313	A	A&M-Corpus Christi	73 59
												317	H	Nicholls St.	80 71
												332	A	Incarnate Word	62 61
												335	A	New Orleans	71 51
LAST 12 Division I GAMES:															
332	A	Incarnate Word	62 61	69	A	Abilene Christian	60 77								
237	A	Sam Houston St.	70 78	282	A	Lamar	70 77								
282	H	Lamar	77 66	335	A	New Orleans	71 51								
212	H	Stephen F. Austin	50 64	109	A	Central Ark.	44 45								
313	A	A&M-Corpus Christi	73 59	309	H	Southeastern La.	64 56								
237	H	Sam Houston St.	67 63	317	H	Nicholls St.	80 71								

Non-Div I Games: Trinity (TX) 60 46 Huston-Tillotson 96 65 Paul Quinn 95 42

Houston Baptist

Loss, Non-Conf, S Site, H Home A Away N Neutral

Average RPI Win:	251	WON-LOST	WINNING	LAST 10	STRENGTH OF	OPP. STRENGTH	TEAM	ADJ.	CONF.	ADJ CONF.
Average RPI Loss:	218	RECORD	PCT. RANK	GAMES	SCHEDULE	OF SCHEDULE	RPI	RPI	RPI	RPI
DIV. I ONLY	5- 21	312	2- 7	311	294	333	333	31	31	
DIV. I NON-CONF.	2- 11	306	0- 0	205	195	289	289	30	30	
TOTALS	RPI 1-25	RPI 26-50	W-L RECORDS	RPI 51-100	RPI 101-150	RPI 150+				
5- 21	0- 2	0- 0	OVERALL	0- 0	1- 5	4- 14				
2- 9	0- 0	0- 0	HOME	0- 0	1- 1	1- 8				
3- 11	0- 1	0- 0	AWAY	0- 0	0- 3	3- 6				
0- 1	0- 0	0- 0	NEUTRAL	0- 0	0- 1	0- 0				
2- 11	0- 2	0- 0	NON-CONFERENCE	0- 0	0- 5	2- 4				
1- 3	0- 0	0- 0	HOME	0- 0	0- 1	1- 2				
1- 7	0- 2	0- 0	AWAY	0- 0	0- 3	1- 2				
0- 1	0- 0	0- 0	NEUTRAL	0- 0	0- 1	0- 0				
3- 10	0- 0	0- 0	CONFERENCE	0- 0	1- 0	2- 10				
1- 6	0- 0	0- 0	HOME	0- 0	1- 0	0- 6				
2- 4	0- 0	0- 0	AWAY	0- 0	0- 0	2- 4				
0- 0	0- 0	0- 0	NEUTRAL	0- 0	0- 0	0- 0				

RPI 1-25				RPI 26-50				RPI 51-100				RPI 101+ Team's RPI: 333			
RPI	S	Opponent	Score	RPI	S	Opponent	Score	RPI	S	Opponent	Score	RPI	S	Opponent	Score
16	A	Syracuse	48 97									110	N	Mercer	53 70
18	A	Duquesne	62 86									114	A	Northwestern	49 89
												134	A	Arizona	28 65
												143	H	Old Dominion	64 83
												148	A	Xavier	47 70
												150	H	Hampton	83 77
												174	H	Cornell	76 74
												219	A	Ill.-Chicago	48 75
												235	A	N.C. A&T	70 88
												244	A	Morgan St.	66 78
												254	A	Coppin St.	71 69
												254	H	Coppin St.	67 83
												255	H	Bethune-Cookman	77 81
												264	A	Georgia St.	58 65
												275	H	La Salle	68 71
												283	A	UMES	59 62
												283	H	UMES	57 79
												293	H	Savannah St.	64 69
												298	H	South Carolina St.	63 65
												325	H	LIU Brooklyn	72 89
												329	A	Delaware St.	86 87
												330	A	Mt. St. Mary's	62 49
												347	H	Norfolk St.	108 110
												349	A	N.C. Central	68 61
LAST 12 Division I GAMES:															
298	H	South Carolina St.	63 65	283	A	UMES	59 62								
293	H	Savannah St.	64 69	244	A	Morgan St.	66 78								
283	H	UMES	57 79	255	H	Bethune-Cookman	77 81								
254	A	Coppin St.	71 69	329	A	Delaware St.	86 87								
150	H	Hampton	83 77	254	H	Coppin St.	67 83								
347	H	Norfolk St.	108 110	174	H	Cornell	76 74								

Non-Div I Games:

Howard

■ Loss,
■ Non-Conf,
■ S Site,
■ H Home
■ A Away
N Neutral

Average RPI Win:	277	WON-LOST	WINNING	LAST 10	STRENGTH OF	OPP. STRENGTH	TEAM	ADJ.	CONF.	ADJ CONF.
Average RPI Loss:	164	RECORD	PCT. RANK	GAMES	SCHEDULE	OF SCHEDULE	RPI	RPI	RPI	RPI
DIV. I ONLY	4- 21	324	2- 8	171	253	316	316	18	18	
DIV. I NON-CONF.	2- 9	296	0- 0	173	282	300	300	19	19	
TOTALS	RPI 1-25	RPI 26-50	W-L RECORDS	RPI 51-100	RPI 101-150	RPI 150+				
4- 21	0- 0	0- 2	OVERALL	0- 3	1- 5	3- 11				
4- 7	0- 0	0- 1	HOME	0- 1	1- 2	3- 3				
0- 14	0- 0	0- 1	AWAY	0- 2	0- 3	0- 8				
0- 0	0- 0	0- 0	NEUTRAL	0- 0	0- 0	0- 0				
2- 9	0- 0	0- 2	NON-CONFERENCE	0- 0	0- 2	2- 5				
2- 3	0- 0	0- 1	HOME	0- 0	0- 1	2- 1				
0- 6	0- 0	0- 1	AWAY	0- 0	0- 1	0- 4				
0- 0	0- 0	0- 0	NEUTRAL	0- 0	0- 0	0- 0				
2- 12	0- 0	0- 0	CONFERENCE	0- 3	1- 3	1- 6				
2- 4	0- 0	0- 0	HOME	0- 1	1- 1	1- 2				
0- 8	0- 0	0- 0	AWAY	0- 2	0- 2	0- 4				
0- 0	0- 0	0- 0	NEUTRAL	0- 0	0- 0	0- 0				

RPI S	Opponent	Score	RPI S	Opponent	Score	RPI S	Opponent	Score	RPI S	Opponent	Score	Team's RPI: 316
29	A Ohio	52 79	63	A South Dakota St.	64 92	116	H Western Mich.	48 70				
46	H Indiana	72 79	63	H South Dakota St.	42 61	126	A IUPUI	52 63				
			67	A South Dakota	60 92	126	H IUPUI	50 69				
						139	A Northern Ky.	64 77				
						147	A Oral Roberts	59 61				
						147	H Oral Roberts	54 48				
						154	A Detroit	63 64				
						173	A Milwaukee	60 73				
						199	A Fairfield	62 74				
						202	H USC Upstate	81 84				
						206	A Oakland	74 81				
						229	A Western Ill.	87 88				
						229	H Western Ill.	74 78				
						259	A Omaha	64 71				
						259	H Omaha	58 60				
						297	A Denver	50 53				
						297	H Denver	61 49				
						314	A North Dakota St.	85 94				
						324	H Kent St.	86 68				
						340	H Chicago St.	62 51				
LAST 12 Division I GAMES:												
126	A IUPUI	52 63	259	H Omaha	58 60							
147	H Oral Roberts	54 48	314	A North Dakota St.	85 94							
63	A South Dakota St.	64 92	67	A South Dakota	60 92							
259	A Omaha	64 71	147	A Oral Roberts	59 61							
229	A Western Ill.	87 88	63	H South Dakota St.	42 61							
297	H Denver	61 49	297	A Denver	50 53							

Non-Div I Games: Trine 82 62 Grace (IN) 91 39

IPFW

Loss, Non-Conf, S Site, H Home A Away N Neutral

IUPUI				STRENGTH OF SCHEDULE	OPP. STRENGTH OF SCHEDULE	TEAM RPI	ADJ. RPI	CONF. RPI	ADJ CONF. RPI
Average RPI Win:	229	WON-LOST RECORD	WINNING PCT. RANK						
Average RPI Loss:	149		LAST 10 GAMES						
DIV. I ONLY	17- 8	73	7- 3	281	191	126	126	18	18
DIV. I NON-CONF.	7- 4	110	0- 0	187	132	110	110	19	19

TOTALS	RPI 1-25	RPI 26-50	W-L RECORDS	RPI 51-100	RPI 101-150	RPI 150+			
17- 8	0- 1	0- 0	OVERALL	3- 3	1- 1	13- 3			
8- 2	0- 0	0- 0	HOME	2- 1	0- 1	6- 0			
8- 6	0- 1	0- 0	AWAY	1- 2	1- 0	6- 3			
1- 0	0- 0	0- 0	NEUTRAL	0- 0	0- 0	1- 0			
7- 4	0- 1	0- 0	NON-CONFERENCE	3- 1	0- 0	4- 2			
3- 1	0- 0	0- 0	HOME	2- 1	0- 0	1- 0			
3- 3	0- 1	0- 0	AWAY	1- 0	0- 0	2- 2			
1- 0	0- 0	0- 0	NEUTRAL	0- 0	0- 0	1- 0			
10- 4	0- 0	0- 0	CONFERENCE	0- 2	1- 1	9- 1			
5- 1	0- 0	0- 0	HOME	0- 0	0- 1	5- 0			
5- 3	0- 0	0- 0	AWAY	0- 2	1- 0	4- 1			
0- 0	0- 0	0- 0	NEUTRAL	0- 0	0- 0	0- 0			

RPI 1-25				RPI 26-50				RPI 51-100				RPI 101+ Team's RPI: 126			
RPI	S	Opponent	Score	RPI	S	Opponent	Score	RPI	S	Opponent	Score	RPI	S	Opponent	Score
15	A	Louisville	61 70					63	A	South Dakota St.	66 68	147	A	Oral Roberts	57 54
								67	A	South Dakota	59 65	147	H	Oral Roberts	47 52
								76	H	Georgia Tech	50 60	164	A	SIUE	85 67
								80	H	VCU	70 69	210	H	Indiana St.	68 43
								88	A	Marquette	60 55	212	N	Stephen F. Austin	62 55
								100	H	Belmont	62 59	224	A	North Texas	67 68
												229	A	Western Ill.	68 60
												229	H	Western Ill.	96 87
												259	A	Omaha	54 57
												259	H	Omaha	75 59
												297	A	Denver	67 54
												297	H	Denver	81 75
												314	A	North Dakota St.	64 63
												314	H	North Dakota St.	67 44
												316	A	IPFW	69 50
												316	H	IPFW	63 52
												326	A	Evansville	68 62
												339	A	Eastern Ill.	71 77
LAST 12 Division I GAMES:															
316	H	IPFW	63 52	297	H	Denver	81 75								
259	A	Omaha	54 57	67	A	South Dakota	59 65								
297	A	Denver	67 54	63	A	South Dakota St.	66 68								
314	A	North Dakota St.	64 63	314	H	North Dakota St.	67 44								
229	H	Western Ill.	96 87	259	H	Omaha	75 59								
147	A	Oral Roberts	57 54	229	A	Western Ill.	68 60								

Non-Div I Games: Oakland City 104 30 Ind.-Southeast 99 50

IUPUI

Loss, Non-Conf, S Site, H Home A Away N Neutral

Average RPI Win: 230		WON-LOST	WINNING	LAST 10	STRENGTH OF	OPP. STRENGTH	TEAM	ADJ.	CONF.	ADJ CONF.
Average RPI Loss: 115		RECORD	PCT. RANK	GAMES	SCHEDULE	OF SCHEDULE	RPI	RPI	RPI	RPI
DIV. I ONLY		18- 7	62	8- 2	300	105	137	137	20	20
DIV. I NON-CONF.		6- 4	125	0- 0	166	101	138	138	22	22
TOTALS		RPI 1-25	RPI 26-50	W-L RECORDS	RPI 51-100	RPI 101-150	RPI 150+			
18- 7	0- 1		0- 0	OVERALL	1- 2	2- 1	15- 3			
11- 3	0- 0		0- 0	HOME	0- 1	1- 0	10- 2			
5- 3	0- 1		0- 0	AWAY	0- 0	1- 1	4- 1			
2- 1	0- 0		0- 0	NEUTRAL	1- 1	0- 0	1- 0			
6- 4	0- 1		0- 0	NON-CONFERENCE	1- 2	0- 1	5- 0			
4- 1	0- 0		0- 0	HOME	0- 1	0- 0	4- 0			
0- 2	0- 1		0- 0	AWAY	0- 0	0- 1	0- 0			
2- 1	0- 0		0- 0	NEUTRAL	1- 1	0- 0	1- 0			
12- 3	0- 0		0- 0	CONFERENCE	0- 0	2- 0	10- 3			
7- 2	0- 0		0- 0	HOME	0- 0	1- 0	6- 2			
5- 1	0- 0		0- 0	AWAY	0- 0	1- 0	4- 1			
0- 0	0- 0		0- 0	NEUTRAL	0- 0	0- 0	0- 0			

RPI 1-25			
RPI	S	Opponent	Score
7	A	Oregon St.	44 69

RPI 26-50			
RPI	S	Opponent	Score

RPI 51-100			
RPI	S	Opponent	Score
52	N	Duke	68 74
69	H	Abilene Christian	59 71
98	N	Iowa St.	97 65

RPI 101+			
RPI	S	Opponent	Score
115	A	North Dakota	65 59
115	H	North Dakota	92 65
142	A	Texas Tech	62 78
159	H	Montana St.	59 62
169	A	Sacramento St.	98 88
169	H	Sacramento St.	107 60
175	A	Northern Colo.	68 70
175	H	Northern Colo.	66 56
193	H	Montana	78 61
201	H	Eastern Wash.	66 74
222	N	Texas St.	75 55
236	H	Wyoming	61 57
257	H	Seattle	64 60
260	H	UC Santa Barbara	64 42
276	A	Northern Ariz.	72 51
276	H	Northern Ariz.	76 59
301	H	CSUN	106 50
315	A	Portland St.	94 65
315	H	Portland St.	84 63
328	A	Southern Utah	62 51
328	H	Southern Utah	93 48

LAST 12 Division I GAMES:			
169	H	Sacramento St.	107 60
315	H	Portland St.	84 63
115	A	North Dakota	65 59
175	A	Northern Colo.	68 70
276	H	Northern Ariz.	76 59
328	H	Southern Utah	93 48
315	A	Portland St.	94 65
169	A	Sacramento St.	98 88
159	H	Montana St.	59 62
193	H	Montana	78 61
328	A	Southern Utah	62 51
276	A	Northern Ariz.	72 51

Non-Div I Games:	Carroll (MT)	75	47	Northwest Chrst.	71	48
------------------	--------------	----	----	------------------	----	----

Idaho

Loss, Non-Conf, S Site, H Home A Away N Neutral

Average RPI Win:	253	WON-LOST	WINNING	LAST 10	STRENGTH OF	OPP. STRENGTH	TEAM	ADJ.	CONF.	ADJ CONF.
Average RPI Loss:	142	RECORD	PCT. RANK	GAMES	SCHEDULE	OF SCHEDULE	RPI	RPI	RPI	RPI
DIV. I ONLY	11- 12	191	3- 3	322	98	233	233	20	20	
DIV. I NON-CONF.	5- 4	138	0- 1	99	102	76	76	22	22	
TOTALS	RPI 1-25	RPI 26-50	W-L RECORDS	RPI 51-100	RPI 101-150	RPI 150+				
11- 12	0- 2	0- 0	OVERALL	0- 0	1- 4	10- 6				
5- 4	0- 0	0- 0	HOME	0- 0	0- 1	5- 3				
5- 8	0- 2	0- 0	AWAY	0- 0	1- 3	4- 3				
1- 0	0- 0	0- 0	NEUTRAL	0- 0	0- 0	1- 0				
5- 4	0- 2	0- 0	NON-CONFERENCE	0- 0	1- 2	4- 0				
2- 0	0- 0	0- 0	HOME	0- 0	0- 0	2- 0				
2- 4	0- 2	0- 0	AWAY	0- 0	1- 2	1- 0				
1- 0	0- 0	0- 0	NEUTRAL	0- 0	0- 0	1- 0				
6- 8	0- 0	0- 0	CONFERENCE	0- 0	0- 2	6- 6				
3- 4	0- 0	0- 0	HOME	0- 0	0- 1	3- 3				
3- 4	0- 0	0- 0	AWAY	0- 0	0- 1	3- 3				
0- 0	0- 0	0- 0	NEUTRAL	0- 0	0- 0	0- 0				

RPI 1-25			RPI 26-50			RPI 51-100			RPI 101+ Team's RPI: 233		
RPI	S	Opponent	Score	RPI	S	Opponent	Score	RPI	S	Opponent	Score
23	A	Michigan St.	60 79					114	A	Northwestern	36 72
25	A	UTEP	54 67					115	A	North Dakota	42 45
								115	H	North Dakota	57 60
								142	A	Texas Tech	64 79
								145	A	Boise St.	80 77
								169	A	Sacramento St.	62 83
								169	H	Sacramento St.	59 68
								175	A	Northern Colo.	47 48
								175	H	Northern Colo.	59 61
								200	A	Weber St.	58 57
								200	H	Weber St.	46 61
								204	H	Utah St.	81 67
								205	N	Southeast Mo. St.	65 64
								207	A	Utah Valley	56 47
								257	H	Seattle	83 67
								276	A	Northern Ariz.	62 63
								276	H	Northern Ariz.	71 61
								315	A	Portland St.	64 42
								315	H	Portland St.	71 70
								328	A	Southern Utah	71 67
								328	H	Southern Utah	64 47
LAST 12 Division I GAMES:											
25	A	UTEP	54 67	115	H	North Dakota	57 60				
328	H	Southern Utah	64 47	276	A	Northern Ariz.	62 63				
276	H	Northern Ariz.	71 61	328	A	Southern Utah	71 67				
169	A	Sacramento St.	62 83	200	A	Weber St.	58 57				
315	A	Portland St.	64 42	315	H	Portland St.	71 70				
175	H	Northern Colo.	59 61	169	H	Sacramento St.	59 68				

Non-Div I Games: Colo. Christian 82 56 Montana Tech 82 55

Idaho St.

■ Loss,
 ■ Non-Conf,
 ■ S Site,
 ■ Home
 ■ A Away
 N Neutral

Average RPI Win:	270	WON-LOST	WINNING	LAST 10	STRENGTH OF	OPP. STRENGTH	TEAM	ADJ.	CONF.	ADJ CONF.
Average RPI Loss:	124	RECORD	PCT. RANK	GAMES	SCHEDULE	OF SCHEDULE	RPI	RPI	RPI	RPI
DIV. I ONLY	12- 14	196	3- 7	230	211	219	219	14	14	
DIV. I NON-CONF.	9- 2	37	0- 0	342	302	175	175	16	16	
TOTALS	RPI 1-25	RPI 26-50	W-L RECORDS	RPI 51-100	RPI 101-150	RPI 150+				
12- 14	0- 0	0- 2	OVERALL	1- 2	0- 5	11- 5				
5- 8	0- 0	0- 1	HOME	1- 1	0- 3	4- 3				
7- 6	0- 0	0- 1	AWAY	0- 1	0- 2	7- 2				
0- 0	0- 0	0- 0	NEUTRAL	0- 0	0- 0	0- 0				
9- 2	0- 0	0- 0	NON-CONFERENCE	1- 2	0- 0	8- 0				
4- 1	0- 0	0- 0	HOME	1- 1	0- 0	3- 0				
5- 1	0- 0	0- 0	AWAY	0- 1	0- 0	5- 0				
0- 0	0- 0	0- 0	NEUTRAL	0- 0	0- 0	0- 0				
3- 12	0- 0	0- 2	CONFERENCE	0- 0	0- 5	3- 5				
1- 7	0- 0	0- 1	HOME	0- 0	0- 3	1- 3				
2- 5	0- 0	0- 1	AWAY	0- 0	0- 2	2- 2				
0- 0	0- 0	0- 0	NEUTRAL	0- 0	0- 0	0- 0				

RPI	S	Opponent	Score	RPI	S	Opponent	Score	RPI	S	Opponent	Score	RPI	S	Opponent	Score	Team's RPI: 219
28	A	Green Bay	22 64	57	A	Purdue	51 62	101	A	Wright St.	62 73					
28	H	Green Bay	40 58	83	H	Central Mich.	66 63	101	H	Wright St.	72 80					
				99	H	Toledo	51 60	130	H	Youngstown St.	64 69					
								139	A	Northern Ky.	53 55					
								139	H	Northern Ky.	61 72					
								154	A	Detroit	65 51					
								154	H	Detroit	80 89					
								173	A	Milwaukee	53 54					
								173	H	Milwaukee	56 62					
								206	A	Oakland	73 78					
								206	H	Oakland	76 78					
								229	A	Western Ill.	78 70					
								243	A	Valparaiso	54 50					
								277	H	Cleveland St.	80 62					
								297	A	Denver	56 46					
								304	A	Bradley	66 56					
								319	A	Illinois St.	74 65					
								323	H	Nevada	70 55					
								333	H	Howard	75 48					
								339	H	Eastern Ill.	66 54					
								340	A	Chicago St.	51 47					
LAST 12 Division I GAMES:																
173	H	Milwaukee	56 62	243	A	Valparaiso	54 50									
28	H	Green Bay	40 58	277	H	Cleveland St.	80 62									
206	A	Oakland	73 78	130	H	Youngstown St.	64 69									
154	A	Detroit	65 51	28	A	Green Bay	22 64									
101	H	Wright St.	72 80	173	A	Milwaukee	53 54									
139	H	Northern Ky.	61 72	154	H	Detroit	80 89									

Non-Div I Games:

Ill.-Chicago

Average RPI Win:	168	WON-LOST	WINNING	LAST 10	STRENGTH OF	OPP. STRENGTH	TEAM	ADJ.	CONF.	ADJ CONF.
Average RPI Loss:	59	RECORD	PCT. RANK	GAMES	SCHEDULE	OF SCHEDULE	RPI	RPI	RPI	RPI
DIV. I ONLY	9- 18	264	1- 9	13	57	153	153	5	5	
DIV. I NON-CONF.	7- 4	110	0- 0	11	230	74	74	4	4	
TOTALS	RPI 1-25	RPI 26-50	W-L RECORDS	RPI 51-100	RPI 101-150	RPI 150+				
9- 18	0- 3	1- 4	OVERALL	2- 8	1- 3	5- 0				
8- 9	0- 2	1- 2	HOME	2- 3	1- 2	4- 0				
1- 9	0- 1	0- 2	AWAY	0- 5	0- 1	1- 0				
0- 0	0- 0	0- 0	NEUTRAL	0- 0	0- 0	0- 0				
7- 4	0- 0	1- 2	NON-CONFERENCE	2- 1	1- 1	3- 0				
7- 2	0- 0	1- 1	HOME	2- 1	1- 0	3- 0				
0- 2	0- 0	0- 1	AWAY	0- 0	0- 1	0- 0				
0- 0	0- 0	0- 0	NEUTRAL	0- 0	0- 0	0- 0				
2- 14	0- 3	0- 2	CONFERENCE	0- 7	0- 2	2- 0				
1- 7	0- 2	0- 1	HOME	0- 2	0- 2	1- 0				
1- 7	0- 1	0- 1	AWAY	0- 5	0- 0	1- 0				
0- 0	0- 0	0- 0	NEUTRAL	0- 0	0- 0	0- 0				

RPI S Opponent	Score	RPI S Opponent	Score	RPI S Opponent	Score	RPI S Opponent	Score	Team's RPI: 153
5 A Ohio St.	74 117	26 A Miami (FL)	64 73	53 A Rutgers	54 67	104 A Memphis	75 81	
5 H Ohio St.	70 80	29 H Ohio	62 53	53 H Rutgers	56 63	114 H Northwestern	59 69	
11 H Maryland	63 79	39 H George Washington	57 70	57 A Purdue	65 69	131 H Penn St.	56 65	
		46 A Indiana	66 68	62 A Michigan	83 96	135 H Southern Ill.	78 64	
		46 H Indiana	68 80	67 H South Dakota	76 85	181 A Wisconsin	76 56	
				79 A Minnesota	77 82	181 H Wisconsin	71 65	
				79 H Minnesota	75 106	215 H Lehigh	76 67	
				82 A Nebraska	57 73	262 H Tennessee St.	98 43	
				83 H Central Mich.	74 69	340 H Chicago St.	67 36	
				87 H UT Martin	94 74			
LAST 12 Division I GAMES:								
5 A Ohio St.	74 117	5 H Ohio St.	70 80					
181 A Wisconsin	76 56	79 A Minnesota	77 82					
53 H Rutgers	56 63	131 H Penn St.	56 65					
46 H Indiana	68 80	46 A Indiana	66 68					
62 A Michigan	83 96	181 H Wisconsin	71 65					
114 H Northwestern	59 69	53 A Rutgers	54 67					

Non-Div I Games:

Illinois

Average RPI Win:	290	WON-LOST	WINNING	LAST 10	STRENGTH OF	OPP. STRENGTH	TEAM	ADJ.	CONF.	ADJ CONF.
Average RPI Loss:	177	RECORD	PCT. RANK	GAMES	SCHEDULE	OF SCHEDULE	RPI	RPI	RPI	RPI
DIV. I ONLY	6- 19	298	3- 7	289	230	319	319	21	21	
DIV. I NON-CONF.	2- 9	296	0- 0	312	271	341	341	17	17	
TOTALS	RPI 1-25	RPI 26-50	W-L RECORDS	RPI 51-100	RPI 101-150	RPI 150+				
6- 19	0- 1	0- 0	OVERALL	0- 1	0- 5	6- 12				
5- 7	0- 0	0- 0	HOME	0- 1	0- 2	5- 4				
1- 10	0- 1	0- 0	AWAY	0- 0	0- 3	1- 6				
0- 2	0- 0	0- 0	NEUTRAL	0- 0	0- 0	0- 2				
2- 9	0- 1	0- 0	NON-CONFERENCE	0- 0	0- 0	2- 8				
2- 3	0- 0	0- 0	HOME	0- 0	0- 0	2- 3				
0- 4	0- 1	0- 0	AWAY	0- 0	0- 0	0- 3				
0- 2	0- 0	0- 0	NEUTRAL	0- 0	0- 0	0- 2				
4- 10	0- 0	0- 0	CONFERENCE	0- 1	0- 5	4- 4				
3- 4	0- 0	0- 0	HOME	0- 1	0- 2	3- 1				
1- 6	0- 0	0- 0	AWAY	0- 0	0- 3	1- 3				
0- 0	0- 0	0- 0	NEUTRAL	0- 0	0- 0	0- 0				

RPI	S	Opponent	Score	RPI	S	Opponent	Score	RPI	S	Opponent	Score	RPI	S	Opponent	Score	Team's RPI: 319
22	A	DePaul	41 89					90	H	Missouri St.	51 73	106	A	UNI	51 65	
												106	H	UNI	35 61	
												108	A	Drake	41 76	
												108	H	Drake	58 98	
												135	A	Southern Ill.	71 76	
												163	A	Yale	47 60	
												164	H	SIUE	57 65	
												178	A	Loyola Chicago	61 73	
												178	H	Loyola Chicago	41 57	
												210	A	Indiana St.	56 63	
												210	H	Indiana St.	73 62	
												219	H	Ill.-Chicago	65 74	
												229	H	Western Ill.	64 79	
												253	A	Bowling Green	52 70	
												259	N	Omaha	56 60	
												261	N	Northern Ill.	59 68	
												265	A	UTSA	51 77	
												271	H	Murray St.	81 76	
												287	H	Wichita St.	70 49	
												304	A	Bradley	38 52	
												304	H	Bradley	54 49	
												326	A	Evansville	64 57	
												340	H	Chicago St.	57 53	
LAST 12 Division I GAMES:																
304	A	Bradley	38 52	326	A	Evansville	64 57									
178	A	Loyola Chicago	61 73	178	H	Loyola Chicago	41 57									
106	H	UNI	35 61	304	H	Bradley	54 49									
108	H	Drake	58 98	108	A	Drake	41 76									
210	H	Indiana St.	73 62	106	A	UNI	51 65									
135	A	Southern Ill.	71 76	210	A	Indiana St.	56 63									

Non-Div I Games:

Illinois St.

Average RPI Win:	262	WON-LOST	WINNING	LAST 10	STRENGTH OF	OPP. STRENGTH	TEAM	ADJ.	CONF.	ADJ CONF.
Average RPI Loss:	207	RECORD	PCT. RANK	GAMES	SCHEDULE	OF SCHEDULE	RPI	RPI	RPI	RPI
DIV. I ONLY	3- 18	334	2- 8	293	283	332	332	28	28	
DIV. I NON-CONF.	0- 7	338	0- 0	215	210	337	337	26	26	
TOTALS	RPI 1-25	RPI 26-50	W-L RECORDS	RPI 51-100	RPI 101-150	RPI 150+				
3- 18	0- 0	0- 1	OVERALL	0- 2	0- 3	3- 12				
0- 10	0- 0	0- 0	HOME	0- 1	0- 2	0- 7				
3- 8	0- 0	0- 1	AWAY	0- 1	0- 1	3- 5				
0- 0	0- 0	0- 0	NEUTRAL	0- 0	0- 0	0- 0				
0- 7	0- 0	0- 1	NON-CONFERENCE	0- 1	0- 1	0- 4				
0- 3	0- 0	0- 0	HOME	0- 0	0- 0	0- 3				
0- 4	0- 0	0- 1	AWAY	0- 1	0- 1	0- 1				
0- 0	0- 0	0- 0	NEUTRAL	0- 0	0- 0	0- 0				
3- 11	0- 0	0- 0	CONFERENCE	0- 1	0- 2	3- 8				
0- 7	0- 0	0- 0	HOME	0- 1	0- 2	0- 4				
3- 4	0- 0	0- 0	AWAY	0- 0	0- 0	3- 4				
0- 0	0- 0	0- 0	NEUTRAL	0- 0	0- 0	0- 0				

RPI S	Opponent	Score	RPI S	Opponent	Score	RPI S	Opponent	Score	RPI S	Opponent	Score	Team's RPI: 332
44	A Colorado St.	37 60	57	A Purdue	27 95	109	H Central Ark.	57 76	128	H Northwestern St.	48 53	
			69	H Abilene Christian	71 86	142	A Texas Tech	55 70	161	A McNeese St.	68 55	
						208	A UTRGV	47 60	208	H UTRGV	50 68	
						212	A Stephen F. Austin	62 74	224	H North Texas	55 62	
						237	H Sam Houston St.	60 65	247	H Houston Baptist	61 62	
						282	A Lamar	49 59	285	H Houston	51 67	
						309	A Southeastern La.	70 66	313	A A&M-Corpus Christi	55 69	
						313	H A&M-Corpus Christi	56 57	317	A Nicholls St.	63 61	
						317	H Nicholls St.	64 66	335	A New Orleans	49 55	
LAST 12 Division I GAMES:												
313	A A&M-Corpus Christi	55 69	317	H Nicholls St.	64 66							
247	H Houston Baptist	61 62	313	H A&M-Corpus Christi	56 57							
109	H Central Ark.	57 76	69	H Abilene Christian	71 86							
212	A Stephen F. Austin	62 74	161	A McNeese St.	68 55							
282	A Lamar	49 59	309	A Southeastern La.	70 66							
317	A Nicholls St.	63 61	128	H Northwestern St.	48 53							

Non-Div I Games: LSU-Alexandria 96 59 Howard Payne 78 65 Sul Ross St. 54 35 Trinity (TX) 55 61 Incarnate Word

Loss, Non-Conf, S Site, H Home A Away N Neutral

Indiana

Through Games Of Feb. 23, 2016

Average RPI Win:	134	WON-LOST	WINNING	LAST 10	STRENGTH OF	OPP. STRENGTH	TEAM	ADJ.	CONF.	ADJ CONF.
Average RPI Loss:	50	RECORD	PCT. RANK	GAMES	SCHEDULE	OF SCHEDULE	RPI	RPI	RPI	RPI
DIV. I ONLY	18- 10	91	8- 2	57	24	46	46	5	5	
DIV. I NON-CONF.	8- 4	99	0- 0	59	56	62	62	4	4	
TOTALS	RPI 1-25	RPI 26-50	W-L RECORDS	RPI 51-100	RPI 101-150	RPI 150+				
18- 10	1- 3	0- 3	OVERALL	7- 3	2- 0	8- 1				
13- 0	1- 0	0- 0	HOME	7- 0	1- 0	4- 0				
4- 7	0- 3	0- 0	AWAY	0- 3	1- 0	3- 1				
1- 3	0- 0	0- 3	NEUTRAL	0- 0	0- 0	1- 0				
8- 4	0- 1	0- 3	NON-CONFERENCE	2- 0	1- 0	5- 0				
5- 0	0- 0	0- 0	HOME	2- 0	1- 0	2- 0				
2- 1	0- 1	0- 0	AWAY	0- 0	0- 0	2- 0				
1- 3	0- 0	0- 3	NEUTRAL	0- 0	0- 0	1- 0				
10- 6	1- 2	0- 0	CONFERENCE	5- 3	1- 0	3- 1				
8- 0	1- 0	0- 0	HOME	5- 0	0- 0	2- 0				
2- 6	0- 2	0- 0	AWAY	0- 3	1- 0	1- 1				
0- 0	0- 0	0- 0	NEUTRAL	0- 0	0- 0	0- 0				

RPI 1-25				RPI 26-50				Team's RPI: 46	RPI 51-100				RPI 101+			
RPI	S	Opponent	Score	RPI	S	Opponent	Score		RPI	S	Opponent	Score	RPI	S	Opponent	Score
5	A	Ohio St.	70 97	26	N	Miami (FL)	75 89		51	H	Chattanooga	54 43	111	H	Samford	65 56
11	A	Maryland	63 86	29	N	Ohio	56 63		53	H	Rutgers	64 48	114	A	Northwestern	91 84
22	A	DePaul	69 84	38	N	West Virginia	64 75		55	A	Iowa	73 76	153	A	Illinois	80 68
23	H	Michigan St.	81 65						55	H	Iowa	79 74	153	H	Illinois	68 66
									57	A	Purdue	53 63	163	H	Yale	76 60
									62	H	Michigan	77 69	181	A	Wisconsin	69 73
									76	H	Georgia Tech	69 60	181	H	Wisconsin	67 57
									79	A	Minnesota	76 78	210	A	Indiana St.	53 50
									79	H	Minnesota	93 79	262	H	Tennessee St.	88 56
									82	H	Nebraska	59 47	270	N	Austin Peay	90 58
													316	A	IPFW	79 72
LAST 12 Division I GAMES:																
55	A	Iowa	73 76	11	A	Maryland	63 86									
79	H	Minnesota	93 79	53	H	Rutgers	64 48									
181	H	Wisconsin	67 57	114	A	Northwestern	91 84									
153	A	Illinois	80 68	153	H	Illinois	68 66									
82	H	Nebraska	59 47	79	A	Minnesota	76 78									
55	H	Iowa	79 74	23	H	Michigan St.	81 65									

Non-Div I Games:

Indiana

■ Loss,
■ Non-Conf,
■ S Site,
■ H Home
■ A Away
N Neutral

Average RPI Win:	252	WON-LOST	WINNING	LAST 10	STRENGTH OF	OPP. STRENGTH	TEAM	ADJ.	CONF.	ADJ CONF.
Average RPI Loss:	137	RECORD	PCT. RANK	GAMES	SCHEDULE	OF SCHEDULE	RPI	RPI	RPI	RPI
DIV. I ONLY	12- 13	185	6- 4	220	230	210	210	21	21	
DIV. I NON-CONF.	4- 7	222	0- 0	193	246	229	229	17	17	
TOTALS	RPI 1-25	RPI 26-50	W-L RECORDS	RPI 51-100	RPI 101-150	RPI 150+				
12- 13	0- 0	0- 1	OVERALL	0- 3	1- 6	11- 3				
7- 5	0- 0	0- 1	HOME	0- 2	1- 1	6- 1				
5- 7	0- 0	0- 0	AWAY	0- 1	0- 5	5- 1				
0- 1	0- 0	0- 0	NEUTRAL	0- 0	0- 0	0- 1				
4- 7	0- 0	0- 1	NON-CONFERENCE	0- 2	0- 2	4- 2				
2- 3	0- 0	0- 1	HOME	0- 1	0- 0	2- 1				
2- 3	0- 0	0- 0	AWAY	0- 1	0- 2	2- 0				
0- 1	0- 0	0- 0	NEUTRAL	0- 0	0- 0	0- 1				
8- 6	0- 0	0- 0	CONFERENCE	0- 1	1- 4	7- 1				
5- 2	0- 0	0- 0	HOME	0- 1	1- 1	4- 0				
3- 4	0- 0	0- 0	AWAY	0- 0	0- 3	3- 1				
0- 0	0- 0	0- 0	NEUTRAL	0- 0	0- 0	0- 0				

RPI S	Opponent	Score	RPI S	Opponent	Score	RPI S	Opponent	Score	RPI S	Opponent	Score	Team's RPI: 210
46	H Indiana	50 53	58	H Saint Louis	52 62	106	A UNI	42 53				
			83	A Central Mich.	65 85	106	H UNI	45 61				
			90	H Missouri St.	51 59	108	A Drake	55 80				
						108	H Drake	68 53				
						126	A IUPUI	43 68				
						135	A Southern Ill.	64 76				
						139	A Northern Ky.	67 73				
						178	A Loyola Chicago	74 71				
						178	H Loyola Chicago	62 48				
						183	H Butler	70 63				
						192	A Tulsa	67 63				
						212	N Stephen F. Austin	62 71				
						259	H Omaha	50 51				
						287	H Wichita St.	59 33				
						303	A UMKC	77 47				
						304	A Bradley	68 59				
						304	H Bradley	59 37				
						319	A Illinois St.	62 73				
						319	H Illinois St.	63 56				
						326	A Evansville	59 44				
						339	H Eastern Ill.	60 42				
LAST 12 Division I GAMES:												
178	A Loyola Chicago	74 71	135	A Southern Ill.	64 76							
304	A Bradley	68 59	304	H Bradley	59 37							
108	H Drake	68 53	178	H Loyola Chicago	62 48							
106	H UNI	45 61	106	A UNI	42 53							
319	A Illinois St.	62 73	108	A Drake	55 80							
326	A Evansville	59 44	319	H Illinois St.	63 56							

Non-Div I Games:

Indiana St.

■ Loss,
■ Non-Conf,
■ S Site,
■ H Home
■ A Away
N Neutral

Average RPI Win: 243		WON-LOST	WINNING	LAST 10	STRENGTH OF	OPP. STRENGTH	TEAM	ADJ.	CONF.	ADJ CONF.
Average RPI Loss: 114		RECORD	PCT. RANK	GAMES	SCHEDULE	OF SCHEDULE	RPI	RPI	RPI	RPI
DIV. I ONLY		19- 10	85	9- 1	248	172	121	121	23	23
DIV. I NON-CONF.		4- 7	222	0- 0	125	24	178	178	23	23
TOTALS		RPI 1-25	RPI 26-50	W-L RECORDS	RPI 51-100	RPI 101-150	RPI 150+			
19- 10	0- 0		0- 2	OVERALL	0- 3	1- 2	18- 3			
10- 1	0- 0		0- 0	HOME	0- 1	0- 0	10- 0			
8- 7	0- 0		0- 1	AWAY	0- 2	1- 2	7- 2			
1- 2	0- 0		0- 1	NEUTRAL	0- 0	0- 0	1- 1			
4- 7	0- 0		0- 2	NON-CONFERENCE	0- 2	1- 2	3- 1			
2- 1	0- 0		0- 0	HOME	0- 1	0- 0	2- 0			
1- 4	0- 0		0- 1	AWAY	0- 1	1- 2	0- 0			
1- 2	0- 0		0- 1	NEUTRAL	0- 0	0- 0	1- 1			
15- 3	0- 0		0- 0	CONFERENCE	0- 1	0- 0	15- 2			
8- 0	0- 0		0- 0	HOME	0- 0	0- 0	8- 0			
7- 3	0- 0		0- 0	AWAY	0- 1	0- 0	7- 2			
0- 0	0- 0		0- 0	NEUTRAL	0- 0	0- 0	0- 0			

[illegible]

Non-Div I Games:

Iona

Loss, Non-Conf, S Site, H Home A Away N Neutral

Average RPI Win:	132	WON-LOST	WINNING	LAST 10	STRENGTH OF	OPP. STRENGTH	TEAM	ADJ.	CONF.	ADJ CONF.
Average RPI Loss:	52	RECORD	PCT. RANK	GAMES	SCHEDULE	OF SCHEDULE	RPI	RPI	RPI	RPI
DIV. I ONLY	17- 11	111	4- 6	23	49	55	55	5	5	
DIV. I NON-CONF.	10- 2	33	0- 0	80	157	28	28	4	4	
TOTALS	RPI 1-25	RPI 26-50	W-L RECORDS	RPI 51-100	RPI 101-150	RPI 150+				
17- 11	0- 4	1- 2	OVERALL	6- 4	5- 1	5- 0				
10- 4	0- 3	1- 0	HOME	4- 0	2- 1	3- 0				
5- 6	0- 1	0- 1	AWAY	2- 4	2- 0	1- 0				
2- 1	0- 0	0- 1	NEUTRAL	0- 0	1- 0	1- 0				
10- 2	0- 0	0- 1	NON-CONFERENCE	2- 1	4- 0	4- 0				
6- 0	0- 0	0- 0	HOME	1- 0	2- 0	3- 0				
2- 1	0- 0	0- 0	AWAY	1- 1	1- 0	0- 0				
2- 1	0- 0	0- 1	NEUTRAL	0- 0	1- 0	1- 0				
7- 9	0- 4	1- 1	CONFERENCE	4- 3	1- 1	1- 0				
4- 4	0- 3	1- 0	HOME	3- 0	0- 1	0- 0				
3- 5	0- 1	0- 1	AWAY	1- 3	1- 0	1- 0				
0- 0	0- 0	0- 0	NEUTRAL	0- 0	0- 0	0- 0				

RPI S	Opponent	Score	RPI S	Opponent	Score	RPI S	Opponent	Score	RPI S	Opponent	Score
5	H Ohio St.	81 98	39	N George Washington	77 81	53	H Rutgers	69 65	101	N Wright St.	83 77
11	H Maryland	56 76	46	A Indiana	74 79	57	A Purdue	73 90	106	A UNI	80 65
23	A Michigan St.	73 80	46	H Indiana	76 73	57	H Purdue	63 55	108	H Drake	89 76
23	H Michigan St.	69 74				62	A Michigan	75 82	114	A Northwestern	79 64
						62	H Michigan	85 69	115	H North Dakota	83 61
						79	A Minnesota	76 78	131	H Penn St.	69 82
						82	A Nebraska	74 68	181	A Wisconsin	57 54
						87	H UT Martin	62 56	218	H Robert Morris	69 50
						92	A Virginia	85 73	229	H Western Ill.	96 81
						98	A Iowa St.	66 69	285	N Houston	64 50
									304	H Bradley	60 53
LAST 12 Division I GAMES:											
46	H Indiana	76 73	114	A Northwestern	79 64						
57	H Purdue	63 55	62	H Michigan	85 69						
79	A Minnesota	76 78	57	A Purdue	73 90						
5	H Ohio St.	81 98	131	H Penn St.	69 82						
23	H Michigan St.	69 74	23	A Michigan St.	73 80						
46	A Indiana	74 79	181	A Wisconsin	57 54						

Non-Div I Games:

Iowa

■ Loss,
■ Non-Conf,
■ S Site,
■ H Home
■ A Away
N Neutral

Average RPI Win: 174		WON-LOST	WINNING	LAST 10	STRENGTH OF	OPP. STRENGTH	TEAM	ADJ.	CONF.	ADJ CONF.
Average RPI Loss: 55		RECORD	PCT. RANK	GAMES	SCHEDULE	OF SCHEDULE	RPI	RPI	RPI	RPI
DIV. I ONLY		13- 13	169	2- 8	50	36	98	98	3	3
DIV. I NON-CONF.		8- 3	77	0- 0	195	186	112	112	3	3
<hr/>										
TOTALS	RPI 1-25		RPI 26-50		W-L RECORDS	RPI 51-100	RPI 101-150		RPI 150+	
13- 13	1- 5		1- 2		OVERALL	1- 3	3- 3		7- 0	
9- 4	1- 2		0- 1		HOME	1- 1	2- 0		5- 0	
3- 7	0- 3		1- 1		AWAY	0- 1	1- 2		1- 0	
1- 2	0- 0		0- 0		NEUTRAL	0- 1	0- 1		1- 0	
8- 3	0- 0		0- 0		NON-CONFERENCE	1- 1	2- 2		5- 0	
6- 0	0- 0		0- 0		HOME	1- 0	1- 0		4- 0	
1- 1	0- 0		0- 0		AWAY	0- 0	1- 1		0- 0	
1- 2	0- 0		0- 0		NEUTRAL	0- 1	0- 1		1- 0	
5- 10	1- 5		1- 2		CONFERENCE	0- 2	1- 1		2- 0	
3- 4	1- 2		0- 1		HOME	0- 1	1- 0		1- 0	
2- 6	0- 3		1- 1		AWAY	0- 1	0- 1		1- 0	
0- 0	0- 0		0- 0		NEUTRAL	0- 0	0- 0		0- 0	

RPI	S	Opponent	Score	RPI	S	Opponent	Score	RPI	S	Opponent	Score	RPI	S	Opponent	Score
3	A	Baylor	41 78	34	H	Oklahoma	71 77	52	N	Duke	48 86	106	A	UNI	84 75
3	H	Baylor	61 77	38	A	West Virginia	47 57	55	H	Iowa	69 66	108	A	Drake	70 74
6	A	Texas	54 75	48	A	Kansas St.	84 79	86	A	TCU	69 79	137	N	Idaho	65 97
6	H	Texas	49 65					86	H	TCU	62 72	142	A	Texas Tech	66 69
19	A	Oklahoma St.	76 79									142	H	Texas Tech	77 48
19	H	Oklahoma St.	49 42									150	H	Hampton	95 59
												162	H	Southern U.	86 46
												217	A	Kansas	63 53
												217	H	Kansas	65 49
												222	N	Texas St.	83 61
												276	H	Northern Ariz.	79 63
												312	H	Alcorn	91 41
												342	H	Ark.-Pine Bluff	70 41
LAST 12 Division I GAMES:															
3	A	Baylor	41 78	34	H	Oklahoma	71 77								
142	H	Texas Tech	77 48	86	H	TCU	62 72								
86	A	TCU	69 79	3	H	Baylor	61 77								
38	A	West Virginia	47 57	19	A	Oklahoma St.	76 79								
6	H	Texas	49 65	142	A	Texas Tech	66 69								
217	A	Kansas	63 53	217	H	Kansas	65 49								

Non-Div I Games:

Iowa St.

■ Loss,
 ■ Non-Conf,
 ■ S Site,
 ■ H Home
 ■ A Away
 N Neutral

Average RPI Win:	312	WON-LOST	WINNING	LAST 10	STRENGTH OF	OPP. STRENGTH	TEAM	ADJ.	CONF.	ADJ CONF.
Average RPI Loss:	207	RECORD	PCT. RANK	GAMES	SCHEDULE	OF SCHEDULE	RPI	RPI	RPI	RPI
DIV. I ONLY	9- 13	227	3- 7	339	345	300	300	32	32	
DIV. I NON-CONF.	3- 5	218	0- 0	336	242	299	299	31	31	
TOTALS	RPI 1-25	RPI 26-50	W-L RECORDS	RPI 51-100	RPI 101-150	RPI 150+				
9- 13	0- 1	0- 0	OVERALL	0- 1	0- 1	9- 10				
5- 5	0- 0	0- 0	HOME	0- 0	0- 0	5- 5				
4- 8	0- 1	0- 0	AWAY	0- 1	0- 1	4- 5				
0- 0	0- 0	0- 0	NEUTRAL	0- 0	0- 0	0- 0				
3- 5	0- 1	0- 0	NON-CONFERENCE	0- 1	0- 1	3- 2				
2- 1	0- 0	0- 0	HOME	0- 0	0- 0	2- 1				
1- 4	0- 1	0- 0	AWAY	0- 1	0- 1	1- 1				
0- 0	0- 0	0- 0	NEUTRAL	0- 0	0- 0	0- 0				
6- 8	0- 0	0- 0	CONFERENCE	0- 0	0- 0	6- 8				
3- 4	0- 0	0- 0	HOME	0- 0	0- 0	3- 4				
3- 4	0- 0	0- 0	AWAY	0- 0	0- 0	3- 4				
0- 0	0- 0	0- 0	NEUTRAL	0- 0	0- 0	0- 0				

RPI 1-25				RPI 26-50				RPI 51-100				RPI 101+ Team's RPI: 300			
RPI	S	Opponent	Score	RPI	S	Opponent	Score	RPI	S	Opponent	Score	RPI	S	Opponent	Score
14	A	Kentucky	24 92					85	A	Tulane	49 92	128	A	Northwestern St.	54 59
												162	A	Southern U.	57 84
												162	H	Southern U.	57 66
												179	A	Grambling	61 75
												179	H	Grambling	58 79
												241	A	Texas Southern	47 66
												241	H	Texas Southern	36 62
												278	H	Alabama St.	70 69
												279	A	Prairie View	77 67
												279	H	Prairie View	52 62
												290	H	Jacksonville St.	71 65
												309	A	Southeastern La.	79 72
												312	A	Alcorn	73 66
												312	H	Alcorn	79 65
												331	H	Lipscomb	53 52
												335	A	New Orleans	68 85
												340	H	Chicago St.	59 76
												342	A	Ark.-Pine Bluff	66 71
												346	H	Alabama A&M	59 58
												348	A	Mississippi Val.	72 46
LAST 12 Division I GAMES:															
179	A	Grambling	61 75	348	A	Mississippi Val.	72 46	179	H	Grambling	58 79				
279	A	Prairie View	77 67	279	H	Prairie View	52 62	241	H	Texas Southern	36 62				
241	A	Texas Southern	47 66	162	A	Southern U.	57 84	312	A	Alcorn	73 66				
162	H	Southern U.	57 66	342	A	Ark.-Pine Bluff	66 71								
312	H	Alcorn	79 65												

Non-Div I Games: Fisk 78 58 Blue Mountain 74 52 Mobile 100 57

Jackson St.

Loss, Non-Conf, S Site, H Home A Away N Neutral

Jacksonville

Through Games Of Feb. 23, 2016

Average RPI Win: 281	WON-LOST	WINNING	LAST 10	STRENGTH OF	OPP. STRENGTH	TEAM	ADJ.	CONF.	ADJ CONF.
Average RPI Loss: 117	RECORD	PCT. RANK	GAMES	SCHEDULE	OF SCHEDULE	RPI	RPI	RPI	RPI
DIV. I ONLY	16- 10	104	7- 3	253	274	141	141	29	29
DIV. I NON-CONF.	6- 7	176	0- 0	232	219	194	194	28	28
TOTALS	RPI 1-25	RPI 26-50	W-L RECORDS	RPI 51-100	RPI 101-150	RPI 150+			
16- 10	0- 2	0- 1	OVERALL	0- 2	0- 2	16- 3			
9- 1	0- 0	0- 0	HOME	0- 1	0- 0	9- 0			
6- 8	0- 1	0- 1	AWAY	0- 0	0- 1	6- 0			
1- 1	0- 0	0- 0	NEUTRAL	0- 0	0- 0	1- 1			
6- 7	0- 2	0- 1	NON-CONFERENCE	0- 0	0- 2	6- 2			
4- 0	0- 0	0- 0	HOME	0- 0	0- 0	4- 0			
1- 6	0- 2	0- 1	AWAY	0- 0	0- 2	1- 1			
1- 1	0- 0	0- 0	NEUTRAL	0- 0	0- 0	1- 1			
10- 3	0- 0	0- 0	CONFERENCE	0- 2	0- 0	10- 1			
5- 1	0- 0	0- 0	HOME	0- 1	0- 0	5- 0			
5- 2	0- 0	0- 0	AWAY	0- 1	0- 0	5- 1			
0- 0	0- 0	0- 0	NEUTRAL	0- 0	0- 0	0- 0			

RPI 1-25				RPI 26-50				RPI 51-100				RPI 101+ Team's RPI: 141			
RPI	S	Opponent	Score	RPI	S	Opponent	Score	RPI	S	Opponent	Score	RPI	S	Opponent	Score
16	A	Syracuse	49 65	35	A	South Fla.	52 74	68	A	FGCU	39 58	113	A	Wake Forest	51 57
17	A	Florida St.	60 77					68	H	FGCU	55 59	149	A	UT Arlington	54 56
												190	A	Stetson	61 66
												190	H	Stetson	69 49
												202	A	USC Upstate	49 43
												202	H	USC Upstate	75 69
												226	N	Dartmouth	51 44
												253	N	Bowling Green	69 72
												255	A	Bethune-Cookman	63 53
												256	A	UNCW	49 51
												271	H	Murray St.	79 54
												293	A	Kennesaw St.	67 42
												293	H	Kennesaw St.	78 63
												293	H	Savannah St.	65 52
												298	H	South Carolina St.	79 47
												302	H	FIU	80 44
												327	A	North Florida	73 39
												331	A	Lipscomb	76 55
												331	H	Lipscomb	81 51
												344	A	NJIT	65 36
												344	H	NJIT	68 37
LAST 12 Division I GAMES:															
202	H	USC Upstate	75 69	68	A	FGCU	39 58	190	H	Stetson	69 49				
344	H	NJIT	68 37	344	A	NJIT	65 36	202	A	USC Upstate	49 43				
331	A	Lipscomb	76 55	293	A	Kennesaw St.	67 42	293	H	Kennesaw St.	78 63				
293	A	Kennesaw St.	67 42	68	H	FGCU	55 59	331	H	Lipscomb	81 51				
68	H	FGCU	55 59	190	A	Stetson	61 66								

Non-Div I Games: Edward Waters 90 51 Thomas (GA) 88 50

Jacksonville

Loss, Non-Conf, S Site, H Home A Away N Neutral

Jacksonville St.

Through Games Of Feb. 23, 2016

Average RPI Win:	283	WON-LOST	WINNING	LAST 10	STRENGTH OF	OPP. STRENGTH	TEAM	ADJ.	CONF.	ADJ CONF.
Average RPI Loss:	189	RECORD	PCT. RANK	GAMES	SCHEDULE	OF SCHEDULE	RPI	RPI	RPI	RPI
DIV. I ONLY	9- 17	261	3- 7	301	289	290	290	24	24	
DIV. I NON-CONF.	4- 7	222	0- 0	299	327	279	279	24	24	
TOTALS	RPI 1-25	RPI 26-50	W-L RECORDS	RPI 51-100	RPI 101-150	RPI 150+				
9- 17	0- 0	0- 0	OVERALL	0- 4	0- 3	9- 10				
6- 5	0- 0	0- 0	HOME	0- 2	0- 1	6- 2				
3- 12	0- 0	0- 0	AWAY	0- 2	0- 2	3- 8				
0- 0	0- 0	0- 0	NEUTRAL	0- 0	0- 0	0- 0				
4- 7	0- 0	0- 0	NON-CONFERENCE	0- 1	0- 3	4- 3				
3- 1	0- 0	0- 0	HOME	0- 0	0- 1	3- 0				
1- 6	0- 0	0- 0	AWAY	0- 1	0- 2	1- 3				
0- 0	0- 0	0- 0	NEUTRAL	0- 0	0- 0	0- 0				
5- 10	0- 0	0- 0	CONFERENCE	0- 3	0- 0	5- 7				
3- 4	0- 0	0- 0	HOME	0- 2	0- 0	3- 2				
2- 6	0- 0	0- 0	AWAY	0- 1	0- 0	2- 5				
0- 0	0- 0	0- 0	NEUTRAL	0- 0	0- 0	0- 0				

RPI 1-25				RPI 26-50				RPI 51-100				RPI 101+ Team's RPI: 290			
RPI	S	Opponent	Score	RPI	S	Opponent	Score	RPI	S	Opponent	Score	RPI	S	Opponent	Score
								57	A	Purdue	48 67	104	A	Memphis	55 70
								87	H	UT Martin	53 63	110	A	Mercer	39 46
								100	A	Belmont	42 56	111	H	Samford	39 50
								100	H	Belmont	32 44	164	H	SIUE	57 62
												184	A	Eastern Ky.	56 54
												184	H	Eastern Ky.	50 76
												205	A	Southeast Mo. St.	47 61
												262	A	Tennessee St.	40 50
												262	H	Tennessee St.	69 55
												270	A	Austin Peay	59 61
												271	A	Murray St.	74 71
												274	A	Tennessee Tech	49 51
												274	H	Tennessee Tech	55 46
												280	A	Ga. Southern	56 60
												293	H	Kennesaw St.	61 52
												293	H	Savannah St.	50 35
												300	A	Jackson St.	65 71
												305	A	Wofford	54 66
												306	A	Morehead St.	63 67
												312	H	Alcorn	67 65
												317	A	Nicholls St.	63 49
												339	H	Eastern Ill.	60 52
LAST 12 Division I GAMES:															
262	A	Tennessee St.	40 50	184	A	Eastern Ky.	56 54								
184	H	Eastern Ky.	50 76	306	A	Morehead St.	63 67								
274	A	Tennessee Tech	49 51	100	H	Belmont	32 44								
100	A	Belmont	42 56	87	H	UT Martin	53 63								
274	H	Tennessee Tech	55 46	205	A	Southeast Mo. St.	47 61								
262	H	Tennessee St.	69 55	271	A	Murray St.	74 71								

Non-Div I Games: Tuskegee 74 47

Jacksonville St.

Loss, Non-Conf, S Site, H Home A Away N Neutral

Average RPI Win:	179	WON-LOST	WINNING	LAST 10	STRENGTH OF	OPP. STRENGTH	TEAM	ADJ.	CONF.	ADJ CONF.
Average RPI Loss:	56	RECORD	PCT. RANK	GAMES	SCHEDULE	OF SCHEDULE	RPI	RPI	RPI	RPI
DIV. I ONLY	20- 5	29	10- 0	99	101	40	40	13	13	
DIV. I NON-CONF.	7- 4	110	0- 0	95	46	83	83	11	11	
TOTALS	RPI 1-25	RPI 26-50	W-L RECORDS	RPI 51-100	RPI 101-150	RPI 150+				
20- 5	0- 2	0- 2	OVERALL	5- 0	2- 0	13- 1				
13- 0	0- 0	0- 0	HOME	2- 0	1- 0	10- 0				
7- 3	0- 1	0- 1	AWAY	3- 0	1- 0	3- 1				
0- 2	0- 1	0- 1	NEUTRAL	0- 0	0- 0	0- 0				
7- 4	0- 2	0- 2	NON-CONFERENCE	0- 0	2- 0	5- 0				
5- 0	0- 0	0- 0	HOME	0- 0	1- 0	4- 0				
2- 2	0- 1	0- 1	AWAY	0- 0	1- 0	1- 0				
0- 2	0- 1	0- 1	NEUTRAL	0- 0	0- 0	0- 0				
13- 1	0- 0	0- 0	CONFERENCE	5- 0	0- 0	8- 1				
8- 0	0- 0	0- 0	HOME	2- 0	0- 0	6- 0				
5- 1	0- 0	0- 0	AWAY	3- 0	0- 0	2- 1				
0- 0	0- 0	0- 0	NEUTRAL	0- 0	0- 0	0- 0				

RPI 1-25				RPI 26-50				Team's RPI: 40				RPI 51-100				RPI 101+			
RPI	S	Opponent	Score	RPI	S	Opponent	Score	RPI	S	Opponent	Score	RPI	S	Opponent	Score	RPI	S	Opponent	Score
3	N	Baylor	63 77	36	A	St. Bonaventure	45 56	74	A	Hofstra	71 54	112	H	Liberty	72 56				
9	A	UCLA	61 90	38	N	West Virginia	62 69	74	H	Hofstra	57 42	150	A	Hampton	68 56				
								81	A	Drexel	59 55	158	A	Northeastern	61 52				
								81	H	Drexel	67 56	158	H	Northeastern	85 62				
								97	A	Elon	81 76	167	H	Davidson	87 45				
												168	H	Delaware	75 55				
												188	A	Richmond	73 47				
												195	A	William & Mary	59 65				
												195	H	William & Mary	83 63				
												228	H	Col. of Charleston	83 61				
												244	H	Morgan St.	92 31				
												256	H	UNCW	60 40				
												272	H	American	74 45				
												281	A	Towson	64 57				
												281	H	Towson	61 45				
												320	H	Longwood	88 30				
LAST 12 Division I GAMES:																			
281	H	Towson	61 45	256	H	UNCW	60 40												
195	H	William & Mary	83 63	168	H	Delaware	75 55												
74	H	Hofstra	57 42	281	A	Towson	64 57												
81	A	Drexel	59 55	158	H	Northeastern	85 62												
158	A	Northeastern	61 52	81	H	Drexel	67 56												
74	A	Hofstra	71 54	97	A	Elon	81 76												

Non-Div I Games:

James Madison

Kansas

Through Games Of Feb. 23, 2016

Average RPI Win:	196	WON-LOST	WINNING	LAST 10	STRENGTH OF	OPP. STRENGTH	TEAM	ADJ.	CONF.	ADJ CONF.
Average RPI Loss:	75	RECORD	PCT. RANK	GAMES	SCHEDULE	OF SCHEDULE	RPI	RPI	RPI	RPI
DIV. I ONLY	5- 21	312	0- 10	20	40	217	217	3	3	
DIV. I NON-CONF.	5- 6	180	0- 0	210	189	239	239	3	3	
TOTALS	RPI 1-25	RPI 26-50	W-L RECORDS	RPI 51-100	RPI 101-150	RPI 150+				
5- 21	0- 5	0- 7	OVERALL	0- 4	2- 3	3- 2				
4- 12	0- 3	0- 4	HOME	0- 3	2- 1	2- 1				
0- 9	0- 2	0- 3	AWAY	0- 1	0- 2	0- 1				
1- 0	0- 0	0- 0	NEUTRAL	0- 0	0- 0	1- 0				
5- 6	0- 0	0- 1	NON-CONFERENCE	0- 1	2- 2	3- 2				
4- 4	0- 0	0- 1	HOME	0- 1	2- 1	2- 1				
0- 2	0- 0	0- 0	AWAY	0- 0	0- 1	0- 1				
1- 0	0- 0	0- 0	NEUTRAL	0- 0	0- 0	1- 0				
0- 15	0- 5	0- 6	CONFERENCE	0- 3	0- 1	0- 0				
0- 8	0- 3	0- 3	HOME	0- 2	0- 0	0- 0				
0- 7	0- 2	0- 3	AWAY	0- 1	0- 1	0- 0				
0- 0	0- 0	0- 0	NEUTRAL	0- 0	0- 0	0- 0				

RPI	S	Opponent	Score	RPI	S	Opponent	Score	RPI	S	Opponent	Score	RPI	S	Opponent	Score	Team's RPI: 217
3	A	Baylor	49 81	34	A	Oklahoma	44 67	73	H	Washington St.	53 66	104	H	Memphis	72 63	
3	H	Baylor	40 58	34	H	Oklahoma	66 72	86	H	TCU	44 70	134	A	Arizona	52 67	
6	A	Texas	46 70	38	A	West Virginia	35 72	98	A	Iowa St.	49 65	140	H	Creighton	67 54	
6	H	Texas	38 75	38	H	West Virginia	45 65	98	H	Iowa St.	53 63	142	A	Texas Tech	44 54	
19	H	Oklahoma St.	46 74	45	H	St. John's (NY)	71 86					147	H	Oral Roberts	63 70	
				48	A	Kansas St.	67 81					170	A	SMU	64 73	
				48	H	Kansas St.	46 59					232	H	Navy	61 54	
												241	H	Texas Southern	72 65	
												261	N	Northern Ill.	66 58	
												303	H	UMKC	44 47	
LAST 12 Division I GAMES:																
34	H	Oklahoma	66 72	6	A	Texas	46 70									
86	H	TCU	44 70	19	H	Oklahoma St.	46 74									
48	A	Kansas St.	67 81	48	H	Kansas St.	46 59									
3	A	Baylor	49 81	38	A	West Virginia	35 72									
98	H	Iowa St.	53 63	6	H	Texas	38 75									
142	A	Texas Tech	44 54	98	A	Iowa St.	49 65									

Non-Div I Games:

Kansas

Loss, Non-Conf, S Site, H Home A Away N Neutral

Average RPI Win:	313	WON-LOST	WINNING	LAST 10	STRENGTH OF	OPP. STRENGTH	TEAM	ADJ.	CONF.	ADJ CONF.
Average RPI Loss:	175	RECORD	PCT. RANK	GAMES	SCHEDULE	OF SCHEDULE	RPI	RPI	RPI	RPI
DIV. I ONLY	9- 18	264	3- 7	264	316	293	293	29	29	
DIV. I NON-CONF.	4- 10	253	0- 0	266	321	309	309	28	28	
TOTALS	RPI 1-25	RPI 26-50	W-L RECORDS	RPI 51-100	RPI 101-150	RPI 150+				
9- 18	0- 2	0- 0	OVERALL	0- 2	0- 4	9- 10				
7- 6	0- 0	0- 0	HOME	0- 1	0- 2	7- 3				
2- 12	0- 2	0- 0	AWAY	0- 1	0- 2	2- 7				
0- 0	0- 0	0- 0	NEUTRAL	0- 0	0- 0	0- 0				
4- 10	0- 2	0- 0	NON-CONFERENCE	0- 0	0- 2	4- 6				
4- 2	0- 0	0- 0	HOME	0- 0	0- 1	4- 1				
0- 8	0- 2	0- 0	AWAY	0- 0	0- 1	0- 5				
0- 0	0- 0	0- 0	NEUTRAL	0- 0	0- 0	0- 0				
5- 8	0- 0	0- 0	CONFERENCE	0- 2	0- 2	5- 4				
3- 4	0- 0	0- 0	HOME	0- 1	0- 1	3- 2				
2- 4	0- 0	0- 0	AWAY	0- 1	0- 1	2- 2				
0- 0	0- 0	0- 0	NEUTRAL	0- 0	0- 0	0- 0				

RPI 1-25				RPI 26-50				RPI 51-100				RPI 101+ Team's RPI: 293			
RPI	S	Opponent	Score	RPI	S	Opponent	Score	RPI	S	Opponent	Score	RPI	S	Opponent	Score
20	A	Georgia	34 89					68	A	FGCU	41 63	110	H	Mercer	61 72
21	A	Florida	57 84					68	H	FGCU	47 78	141	A	Jacksonville	63 78
												141	H	Jacksonville	42 67
												148	A	Xavier	59 62
												190	A	Stetson	62 77
												190	H	Stetson	54 57
												191	A	Gardner-Webb	56 70
												202	A	USC Upstate	57 66
												202	H	USC Upstate	53 61
												225	H	Presbyterian	49 47
												264	H	Georgia St.	62 66
												270	H	Austin Peay	73 65
												290	A	Jacksonville St.	52 61
												295	A	Florida A&M	67 69
												305	A	Wofford	59 70
												306	A	Morehead St.	77 83
												311	H	Western Caro.	65 53
												327	A	North Florida	70 55
												327	H	North Florida	76 54
												331	H	Lipscomb	55 54
												335	H	New Orleans	60 53
												344	A	NJIT	82 77
												344	H	NJIT	64 48
LAST 12 Division I GAMES:															
190	A	Stetson	62 77	202	A	USC Upstate	57 66								
68	A	FGCU	41 63	344	H	NJIT	64 48								
327	H	North Florida	76 54	68	H	FGCU	47 78								
141	H	Jacksonville	42 67	190	H	Stetson	54 57								
202	H	USC Upstate	53 61	141	A	Jacksonville	63 78								
344	A	NJIT	82 77	327	A	North Florida	70 55								

Non-Div I Games: Thomas (GA) 70 41

Kennesaw St.

■ Loss,
 ■ Non-Conf,
 ■ S Site,
 ■ Home
 ■ A Away
 N Neutral

Average RPI Win:	239	WON-LOST	WINNING	LAST 10	STRENGTH OF	OPP. STRENGTH	TEAM	ADJ.	CONF.	ADJ CONF.
Average RPI Loss:	162	RECORD	PCT. RANK	GAMES	SCHEDULE	OF SCHEDULE	RPI	RPI	RPI	RPI
DIV. I ONLY	4- 19	320	2- 8	228	173	324	324	11	11	
DIV. I NON-CONF.	2- 7	280	0- 0	333	274	344	344	13	13	
TOTALS	RPI 1-25	RPI 26-50	W-L RECORDS	RPI 51-100	RPI 101-150	RPI 150+				
4- 19	0- 0	0- 1	OVERALL	1- 5	0- 6	3- 7				
4- 9	0- 0	0- 1	HOME	1- 2	0- 3	3- 3				
0- 10	0- 0	0- 0	AWAY	0- 3	0- 3	0- 4				
0- 0	0- 0	0- 0	NEUTRAL	0- 0	0- 0	0- 0				
2- 7	0- 0	0- 0	NON-CONFERENCE	0- 1	0- 2	2- 4				
2- 4	0- 0	0- 0	HOME	0- 1	0- 1	2- 2				
0- 3	0- 0	0- 0	AWAY	0- 0	0- 1	0- 2				
0- 0	0- 0	0- 0	NEUTRAL	0- 0	0- 0	0- 0				
2- 12	0- 0	0- 1	CONFERENCE	1- 4	0- 4	1- 3				
2- 5	0- 0	0- 1	HOME	1- 1	0- 2	1- 1				
0- 7	0- 0	0- 0	AWAY	0- 3	0- 2	0- 2				
0- 0	0- 0	0- 0	NEUTRAL	0- 0	0- 0	0- 0				

RPI 1-25				RPI 26-50				RPI 51-100				RPI 101+				Team's RPI: 324
RPI	S	Opponent	Score	RPI	S	Opponent	Score	RPI	S	Opponent	Score	RPI	S	Opponent	Score	
				29	H	Ohio	54 93	72	H	Ball St.	59 50	101	H	Wright St.	68 73	
								79	H	Minnesota	73 85	116	A	Western Mich.	52 73	
								83	A	Central Mich.	61 81	116	H	Western Mich.	53 65	
								91	A	Eastern Mich.	51 72	129	A	Akron	66 78	
								99	A	Toledo	67 73	130	A	Youngstown St.	61 91	
								99	H	Toledo	64 67	138	H	Buffalo	66 77	
												203	H	Brown	57 62	
												253	A	Bowling Green	49 71	
												253	H	Bowling Green	55 65	
												261	H	Northern Ill.	95 85	
												266	A	Miami (OH)	52 55	
												277	H	Cleveland St.	49 60	
												304	A	Bradley	60 68	
												307	H	Colgate	76 71	
												314	H	North Dakota St.	75 54	
												316	A	IPFW	68 86	
LAST 12 Division I GAMES:																
253	H	Bowling Green	55 65	261	H	Northern Ill.	95 85									
129	A	Akron	66 78	253	A	Bowling Green	49 71									
72	H	Ball St.	59 50	29	H	Ohio	54 93									
99	H	Toledo	64 67	91	A	Eastern Mich.	51 72									
266	A	Miami (OH)	52 55	116	A	Western Mich.	52 73									
116	H	Western Mich.	53 65	138	H	Buffalo	66 77									

Non-Div I Games: Malone 73 59

Kent St.

Average RPI Win:	119	WON-LOST	WINNING	LAST 10	STRENGTH OF	OPP. STRENGTH	TEAM	ADJ.	CONF.	ADJ CONF.
Average RPI Loss:	55	RECORD	PCT. RANK	GAMES	SCHEDULE	OF SCHEDULE	RPI	RPI	RPI	RPI
DIV. I ONLY	19- 6	44	6- 4	21	20	14	14	2	2	
DIV. I NON-CONF.	11- 0	1	0- 0	98	71	6	6	2	2	
TOTALS	RPI 1-25	RPI 26-50	W-L RECORDS	RPI 51-100	RPI 101-150	RPI 150+				
19- 6	4- 3	1- 0	OVERALL	5- 2	3- 0	6- 1				
13- 2	2- 1	0- 0	HOME	3- 1	2- 0	6- 0				
6- 4	2- 2	1- 0	AWAY	2- 1	1- 0	0- 1				
0- 0	0- 0	0- 0	NEUTRAL	0- 0	0- 0	0- 0				
11- 0	2- 0	0- 0	NON-CONFERENCE	3- 0	1- 0	5- 0				
8- 0	1- 0	0- 0	HOME	2- 0	0- 0	5- 0				
3- 0	1- 0	0- 0	AWAY	1- 0	1- 0	0- 0				
0- 0	0- 0	0- 0	NEUTRAL	0- 0	0- 0	0- 0				
8- 6	2- 3	1- 0	CONFERENCE	2- 2	2- 0	1- 1				
5- 2	1- 1	0- 0	HOME	1- 1	2- 0	1- 0				
3- 4	1- 2	1- 0	AWAY	1- 1	0- 0	0- 1				
0- 0	0- 0	0- 0	NEUTRAL	0- 0	0- 0	0- 0				

RPI S	Opponent	Score	RPI S	Opponent	Score	RPI S	Opponent	Score	RPI S	Opponent	Score
2	A South Carolina	68 78	31	A Mississippi St.	83 60	52	H Duke	71 61	123	H LSU	70 58
2	H South Carolina	62 73				56	A Auburn	61 66	132	H Arkansas	77 63
8	A Arizona St.	68 64				56	H Auburn	54 47	139	A Northern Ky.	84 65
15	H Louisville	72 54				70	A Middle Tenn.	68 52	156	H Alabama	73 48
20	A Georgia	64 53				84	A Vanderbilt	71 55	166	A Ole Miss	65 73
21	A Florida	79 85				84	H Vanderbilt	69 71	176	H Colorado	86 61
24	H Tennessee	64 63				91	H Eastern Mich.	89 67	223	H Rice	72 39
									262	H Tennessee St.	81 39
									300	H Jackson St.	92 24
									306	H Morehead St.	112 57
LAST 12 Division I GAMES:											
132	H Arkansas	77 63	84	H Vanderbilt	69 71						
31	A Mississippi St.	83 60	24	H Tennessee	64 63						
84	A Vanderbilt	71 55	166	A Ole Miss	65 73						
123	H LSU	70 58	56	H Auburn	54 47						
2	A South Carolina	68 78	2	H South Carolina	62 73						
21	A Florida	79 85	20	A Georgia	64 53						

Non-Div I Games:

Kentucky

■ Loss,
 ■ Non-Conf, S Site,
 ■ Home
 ■ Away
 N Neutral

Average RPI Win:	312	WON-LOST	WINNING	LAST 10	STRENGTH OF	OPP. STRENGTH	TEAM	ADJ.	CONF.	ADJ CONF.
Average RPI Loss:	237	RECORD	PCT. RANK	GAMES	SCHEDULE	OF SCHEDULE	RPI	RPI	RPI	RPI
DIV. I ONLY	8- 19	278	3- 7	336	344	325	325	30	30	
DIV. I NON-CONF.	2- 9	296	0- 0	321	305	336	336	32	32	
TOTALS	RPI 1-25	RPI 26-50	W-L RECORDS	RPI 51-100	RPI 101-150	RPI 150+				
8- 19	0- 1	0- 0	OVERALL	0- 0	0- 2	8- 16				
2- 10	0- 1	0- 0	HOME	0- 0	0- 0	2- 9				
6- 7	0- 0	0- 0	AWAY	0- 0	0- 2	6- 5				
0- 2	0- 0	0- 0	NEUTRAL	0- 0	0- 0	0- 2				
2- 9	0- 1	0- 0	NON-CONFERENCE	0- 0	0- 2	2- 6				
0- 5	0- 1	0- 0	HOME	0- 0	0- 0	0- 4				
2- 2	0- 0	0- 0	AWAY	0- 0	0- 2	2- 0				
0- 2	0- 0	0- 0	NEUTRAL	0- 0	0- 0	0- 2				
6- 10	0- 0	0- 0	CONFERENCE	0- 0	0- 0	6- 10				
2- 5	0- 0	0- 0	HOME	0- 0	0- 0	2- 5				
4- 5	0- 0	0- 0	AWAY	0- 0	0- 0	4- 5				
0- 0	0- 0	0- 0	NEUTRAL	0- 0	0- 0	0- 0				

RPI	S	Opponent	Score	RPI	S	Opponent	Score	RPI	S	Opponent	Score	RPI	S	Opponent	Score	Team's RPI: 325
17	H	Florida St.	42 78									138	A	Buffalo	38 55	
												144	A	Stony Brook	54 71	
												213	A	Sacred Heart	47 71	
												213	H	Sacred Heart	53 62	
												218	A	Robert Morris	53 69	
												218	H	Robert Morris	49 52	
												232	A	Navy	68 66	
												234	H	Columbia	74 84	
												237	H	Sam Houston St.	56 63	
												245	A	Bryant	55 63	
												255	N	Bethune-Cookman	55 68	
												258	A	Saint Francis (PA)	64 72	
												258	H	Saint Francis (PA)	75 84	
												266	N	Miami (OH)	49 68	
												288	A	Central Conn. St.	59 45	
												288	H	Central Conn. St.	57 65	
												307	H	Colgate	53 63	
												310	A	Fairleigh Dickinson	58 75	
												310	H	Fairleigh Dickinson	65 62	
												330	A	Mt. St. Mary's	61 51	
												330	H	Mt. St. Mary's	53 50	
												333	A	Howard	89 72	
												334	A	St. Francis Brooklyn	65 62	
												334	H	St. Francis Brooklyn	51 71	
												341	A	Wagner	73 63	
												344	H	NJIT	44 53	
LAST 12 Division I GAMES:																
218	A	Robert Morris	53 69	213	H	Sacred Heart	53 62									
258	A	Saint Francis (PA)	64 72	310	H	Fairleigh Dickinson	65 62									
288	H	Central Conn. St.	57 65	310	A	Fairleigh Dickinson	58 75									
334	A	St. Francis Brooklyn	65 62	334	H	St. Francis Brooklyn	51 71									
213	A	Sacred Heart	47 71	341	A	Wagner	73 63									
330	H	Mt. St. Mary's	53 50	245	A	Bryant	55 63									

Non-Div I Games:

LIU Brooklyn

■ Loss,
 ■ Non-Conf, S Site,
 ■ Home
 ■ Away
 N Neutral

Average RPI Win:	159	WON-LOST	WINNING	LAST 10	STRENGTH OF	OPP. STRENGTH	TEAM	ADJ.	CONF.	ADJ CONF.
Average RPI Loss:	59	RECORD	PCT. RANK	GAMES	SCHEDULE	OF SCHEDULE	RPI	RPI	RPI	RPI
DIV. I ONLY	9- 18	264	2- 8	5	45	123	123	2	2	
DIV. I NON-CONF.	6- 7	176	0- 0	28	164	115	115	2	2	
<hr/>										
TOTALS	RPI 1-25	RPI 26-50	W-L RECORDS	RPI 51-100	RPI 101-150	RPI 150+				
9- 18	2- 6	0- 2	OVERALL	0- 6	2- 3	5- 1				
6- 6	1- 2	0- 1	HOME	0- 1	1- 2	4- 0				
2- 10	1- 4	0- 1	AWAY	0- 3	1- 1	0- 1				
1- 2	0- 0	0- 0	NEUTRAL	0- 2	0- 0	1- 0				
6- 7	0- 1	0- 0	NON-CONFERENCE	0- 4	2- 2	4- 0				
4- 1	0- 0	0- 0	HOME	0- 0	1- 1	3- 0				
1- 4	0- 1	0- 0	AWAY	0- 2	1- 1	0- 0				
1- 2	0- 0	0- 0	NEUTRAL	0- 2	0- 0	1- 0				
3- 11	2- 5	0- 2	CONFERENCE	0- 2	0- 1	1- 1				
2- 5	1- 2	0- 1	HOME	0- 1	0- 1	1- 0				
1- 6	1- 3	0- 1	AWAY	0- 1	0- 0	0- 1				
0- 0	0- 0	0- 0	NEUTRAL	0- 0	0- 0	0- 0				

RPI 1-25				RPI 26-50				RPI 51-100				RPI 101+ Team's RPI: 123			
RPI	S	Opponent	Score	RPI	S	Opponent	Score	RPI	S	Opponent	Score	RPI	S	Opponent	Score
4	A	UConn	40 86	27	A	Missouri	46 52	53	A	Rutgers	57 69	111	H	Samford	44 47
13	A	Texas A&M	54 68	31	H	Mississippi St.	52 71	56	H	Auburn	53 63	113	A	Wake Forest	57 60
13	H	Texas A&M	35 53					57	N	Purdue	52 69	125	A	Little Rock	57 51
14	A	Kentucky	58 70					71	N	Maine	41 52	132	H	Arkansas	44 48
20	A	Georgia	53 46					84	A	Vanderbilt	42 58	136	H	Long Beach St.	59 53
20	H	Georgia	47 58					85	A	Tulane	63 67	156	A	Alabama	45 62
21	A	Florida	45 53									166	H	Ole Miss	76 57
24	H	Tennessee	57 56									171	N	Marist	72 49
												241	H	Texas Southern	86 36
												260	H	UC Santa Barbara	68 50
												289	H	La.-Monroe	61 54
LAST 12 Division I GAMES:															
24	H	Tennessee	57 56	27	A	Missouri	46 52								
13	A	Texas A&M	54 68	20	A	Georgia	53 46								
20	H	Georgia	47 58	132	H	Arkansas	44 48								
14	A	Kentucky	58 70	21	A	Florida	45 53								
31	H	Mississippi St.	52 71	84	A	Vanderbilt	42 58								
56	H	Auburn	53 63	13	H	Texas A&M	35 53								

Non-Div I Games:

LSU

■ Loss,
 Non-Conf,
S Site,
H Home
A Away
N Neutral

Average RPI Win:	251	WON-LOST	WINNING	LAST 10	STRENGTH OF	OPP. STRENGTH	TEAM	ADJ.	CONF.	ADJ CONF.
Average RPI Loss:	126	RECORD	PCT. RANK	GAMES	SCHEDULE	OF SCHEDULE	RPI	RPI	RPI	RPI
DIV. I ONLY	5- 22	315	2- 8	124	125	275	275	7	7	
DIV. I NON-CONF.	3- 10	277	0- 1	135	263	245	245	8	8	
TOTALS	RPI 1-25	RPI 26-50	W-L RECORDS	RPI 51-100	RPI 101-150	RPI 150+				
5- 22	0- 0	0- 5	OVERALL	0- 4	1- 2	4- 11				
2- 11	0- 0	0- 3	HOME	0- 3	1- 0	1- 5				
2- 10	0- 0	0- 2	AWAY	0- 1	0- 2	2- 5				
1- 1	0- 0	0- 0	NEUTRAL	0- 0	0- 0	1- 1				
3- 10	0- 0	0- 3	NON-CONFERENCE	0- 1	0- 1	3- 5				
0- 5	0- 0	0- 2	HOME	0- 1	0- 0	0- 2				
2- 4	0- 0	0- 1	AWAY	0- 0	0- 1	2- 2				
1- 1	0- 0	0- 0	NEUTRAL	0- 0	0- 0	1- 1				
2- 12	0- 0	0- 2	CONFERENCE	0- 3	1- 1	1- 6				
2- 6	0- 0	0- 1	HOME	0- 2	1- 0	1- 3				
0- 6	0- 0	0- 1	AWAY	0- 1	0- 1	0- 3				
0- 0	0- 0	0- 0	NEUTRAL	0- 0	0- 0	0- 0				

RPI 1-25				RPI 26-50				RPI 51-100				RPI 101+ Team's RPI: 275			
RPI	S	Opponent	Score	RPI	S	Opponent	Score	RPI	S	Opponent	Score	RPI	S	Opponent	Score
				26	A	Miami (FL)	58 86	58	A	Saint Louis	70 79	105	A	Saint Joseph's	55 64
				30	H	Penn	68 78	61	H	Temple	48 77	105	H	Saint Joseph's	75 70
				36	H	St. Bonaventure	63 70	65	H	Dayton	51 67	113	A	Wake Forest	53 61
				39	A	George Washington	59 83	80	H	VCU	76 84	157	A	UMBC	29 60
				50	H	Villanova	56 67					167	H	Davidson	58 66
												173	N	Milwaukee	53 69
												177	A	Fordham	44 54
												184	A	George Mason	70 79
												188	H	Richmond	43 60
												199	A	Fairfield	59 62
												209	A	Rhode Island	52 62
												209	H	Rhode Island	61 72
												218	H	Robert Morris	45 76
												221	H	Massachusetts	66 57
												224	H	North Texas	63 69
												251	A	Monmouth	65 50
												333	A	Howard	71 68
												347	N	Norfolk St.	67 59
LAST 12 Division I GAMES:															
				36	H	St. Bonaventure	63 70	105	A	Saint Joseph's	55 64				
				105	H	Saint Joseph's	75 70	65	H	Dayton	51 67				
				177	A	Fordham	44 54	58	A	Saint Louis	70 79				
				221	H	Massachusetts	66 57	30	H	Penn	68 78				
				80	H	VCU	76 84	209	H	Rhode Island	61 72				
				209	A	Rhode Island	52 62	39	A	George Washington	59 83				

Non-Div I Games:

La Salle

■ Loss,
■ Non-Conf,
■ S Site,
■ H Home
■ A Away
N Neutral

La.-Lafayette

Through Games Of Feb. 23, 2016

Average RPI Win:	218	WON-LOST	WINNING	LAST 10	STRENGTH OF	OPP. STRENGTH	TEAM	ADJ.	CONF.	ADJ CONF.
Average RPI Loss:	166	RECORD	PCT. RANK	GAMES	SCHEDULE	OF SCHEDULE	RPI	RPI	RPI	RPI
DIV. I ONLY	16- 7	71	6- 4	270	188	127	127	16	16	
DIV. I NON-CONF.	5- 2	86	0- 0	327	197	148	148	14	14	
TOTALS	RPI 1-25	RPI 26-50	W-L RECORDS	RPI 51-100	RPI 101-150	RPI 150+				
16- 7	0- 0	0- 2	OVERALL	0- 0	4- 1	12- 4				
7- 3	0- 0	0- 1	HOME	0- 0	1- 1	6- 1				
7- 4	0- 0	0- 1	AWAY	0- 0	2- 0	5- 3				
2- 0	0- 0	0- 0	NEUTRAL	0- 0	1- 0	1- 0				
5- 2	0- 0	0- 0	NON-CONFERENCE	0- 0	1- 0	4- 2				
2- 0	0- 0	0- 0	HOME	0- 0	0- 0	2- 0				
1- 2	0- 0	0- 0	AWAY	0- 0	0- 0	1- 2				
2- 0	0- 0	0- 0	NEUTRAL	0- 0	1- 0	1- 0				
11- 5	0- 0	0- 2	CONFERENCE	0- 0	3- 1	8- 2				
5- 3	0- 0	0- 1	HOME	0- 0	1- 1	4- 1				
6- 2	0- 0	0- 1	AWAY	0- 0	2- 0	4- 1				
0- 0	0- 0	0- 0	NEUTRAL	0- 0	0- 0	0- 0				

RPI 1-25			RPI 26-50			RPI 51-100			RPI 101+ Team's RPI: 127		
RPI	S	Opponent	Score	RPI	S	Opponent	Score	RPI	S	Opponent	Score
				41	A	Arkansas St.	56 83	125	A	Little Rock	65 58
				41	H	Arkansas St.	62 74	125	H	Little Rock	49 58
								132	N	Arkansas	67 59
								149	A	UT Arlington	59 42
								149	H	UT Arlington	63 52
								166	A	Ole Miss	82 78
								172	A	Louisiana Tech	62 79
								180	H	Troy	56 53
								186	H	South Ala.	69 50
								213	N	Sacred Heart	60 58
								222	A	Texas St.	59 47
								222	H	Texas St.	42 46
								260	H	UC Santa Barbara	61 42
								264	A	Georgia St.	77 57
								273	A	Appalachian St.	59 76
								273	H	Appalachian St.	60 51
								280	A	Ga. Southern	56 39
								285	A	Houston	51 52
								289	A	La.-Monroe	71 52
								289	H	La.-Monroe	52 40
								312	H	Alcorn	73 61
LAST 12 Division I GAMES:											
222	A	Texas St.	59 47	149	H	UT Arlington	63 52				
149	A	UT Arlington	59 42	222	H	Texas St.	42 46				
125	H	Little Rock	49 58	180	H	Troy	56 53				
41	H	Arkansas St.	62 74	186	H	South Ala.	69 50				
273	A	Appalachian St.	59 76	264	A	Georgia St.	77 57				
289	H	La.-Monroe	52 40	280	A	Ga. Southern	56 39				

Non-Div I Games: Southern-N.O. 81 28 Dillard 84 36

La.-Lafayette

Loss, Non-Conf, S Site, H Home A Away N Neutral

Average RPI Win:	262	WON-LOST	WINNING	LAST 10	STRENGTH OF	OPP. STRENGTH	TEAM	ADJ.	CONF.	ADJ CONF.
Average RPI Loss:	155	RECORD	PCT. RANK	GAMES	SCHEDULE	OF SCHEDULE	RPI	RPI	RPI	RPI
DIV. I ONLY	5- 16	302	2- 8	217	186	289	289	16	16	
DIV. I NON-CONF.	2- 3	201	0- 0	329	129	243	243	14	14	
TOTALS	RPI 1-25	RPI 26-50	W-L RECORDS	RPI 51-100	RPI 101-150	RPI 150+				
5- 16	0- 0	0- 2	OVERALL	0- 1	0- 7	5- 6				
3- 6	0- 0	0- 1	HOME	0- 0	0- 3	3- 2				
2- 10	0- 0	0- 1	AWAY	0- 1	0- 4	2- 4				
0- 0	0- 0	0- 0	NEUTRAL	0- 0	0- 0	0- 0				
2- 3	0- 0	0- 0	NON-CONFERENCE	0- 1	0- 1	2- 1				
1- 0	0- 0	0- 0	HOME	0- 0	0- 0	1- 0				
1- 3	0- 0	0- 0	AWAY	0- 1	0- 1	1- 1				
0- 0	0- 0	0- 0	NEUTRAL	0- 0	0- 0	0- 0				
3- 13	0- 0	0- 2	CONFERENCE	0- 0	0- 6	3- 5				
2- 6	0- 0	0- 1	HOME	0- 0	0- 3	2- 2				
1- 7	0- 0	0- 1	AWAY	0- 0	0- 3	1- 3				
0- 0	0- 0	0- 0	NEUTRAL	0- 0	0- 0	0- 0				

RPI 1-25				RPI 26-50				RPI 51-100				RPI 101+				Team's RPI: 289	
RPI	S	Opponent	Score	RPI	S	Opponent	Score	RPI	S	Opponent	Score	RPI	S	Opponent	Score		
				41	A	Arkansas St.	43 66	86	A	TCU	42 80	123	A	LSU	54 61		
				41	H	Arkansas St.	64 78					125	A	Little Rock	44 56		
												125	H	Little Rock	37 53		
												127	A	La.-Lafayette	40 52		
												127	H	La.-Lafayette	52 71		
												149	A	UT Arlington	32 40		
												149	H	UT Arlington	50 60		
												161	A	McNeese St.	62 72		
												180	H	Troy	77 73		
												186	H	South Ala.	57 63		
												222	A	Texas St.	57 63		
												222	H	Texas St.	63 59		
												264	A	Georgia St.	52 65		
												273	A	Appalachian St.	52 64		
												273	H	Appalachian St.	54 57		
												280	A	Ga. Southern	50 49		
												309	A	Southeastern La.	88 84		
												317	H	Nicholls St.	69 57		
LAST 12 Division I GAMES:																	
				149	A	UT Arlington	32 40					222	H	Texas St.	63 59		
				222	A	Texas St.	57 63					149	H	UT Arlington	50 60		
				41	H	Arkansas St.	64 78					186	H	South Ala.	57 63		
				125	H	Little Rock	37 53					180	H	Troy	77 73		
				273	A	Appalachian St.	52 64					280	A	Ga. Southern	50 49		
				127	A	La.-Lafayette	40 52					264	A	Georgia St.	52 65		

Non-Div I Games: LSU-Alexandria 73 42 Louisiana Col. 85 42 LSU-Shreveport 57 40 Dillard 70 46 La.-Monroe

Lafayette

Through Games Of Feb. 23, 2016

Average RPI Win:	317	WON-LOST	WINNING	LAST 10	STRENGTH OF	OPP. STRENGTH	TEAM	ADJ.	CONF.	ADJ CONF.
Average RPI Loss:	195	RECORD	PCT. RANK	GAMES	SCHEDULE	OF SCHEDULE	RPI	RPI	RPI	RPI
DIV. I ONLY	6- 19	298	3- 7	294	306	322	322	27	27	
DIV. I NON-CONF.	2- 8	290	0- 0	262	301	324	324	27	27	
TOTALS	RPI 1-25	RPI 26-50	W-L RECORDS	RPI 51-100	RPI 101-150	RPI 150+				
6- 19	0- 1	0- 1	OVERALL	0- 2	0- 0	6- 15				
4- 7	0- 1	0- 0	HOME	0- 1	0- 0	4- 5				
2- 10	0- 0	0- 1	AWAY	0- 1	0- 0	2- 8				
0- 2	0- 0	0- 0	NEUTRAL	0- 0	0- 0	0- 2				
2- 8	0- 1	0- 1	NON-CONFERENCE	0- 0	0- 0	2- 6				
2- 1	0- 1	0- 0	HOME	0- 0	0- 0	2- 0				
0- 5	0- 0	0- 1	AWAY	0- 0	0- 0	0- 4				
0- 2	0- 0	0- 0	NEUTRAL	0- 0	0- 0	0- 2				
4- 11	0- 0	0- 0	CONFERENCE	0- 2	0- 0	4- 9				
2- 6	0- 0	0- 0	HOME	0- 1	0- 0	2- 5				
2- 5	0- 0	0- 0	AWAY	0- 1	0- 0	2- 4				
0- 0	0- 0	0- 0	NEUTRAL	0- 0	0- 0	0- 0				

RPI 1-25				RPI 26-50				RPI 51-100				RPI 101+ Team's RPI: 322			
RPI	S	Opponent	Score	RPI	S	Opponent	Score	RPI	S	Opponent	Score	RPI	S	Opponent	Score
18	H	Duquesne	65 73	30	A	Penn	37 54	66	A	Army West Point	57 84	168	A	Delaware	47 67
								66	H	Army West Point	45 78	177	A	Fordham	49 61
												188	N	Richmond	46 54
												215	A	Lehigh	74 82
												215	H	Lehigh	65 80
												216	A	Hartford	50 55
												232	A	Navy	48 64
												232	H	Navy	58 65
												239	A	Holy Cross	49 66
												239	H	Holy Cross	54 57
												252	A	Loyola Maryland	65 66
												252	H	Loyola Maryland	51 55
												254	N	Coppin St.	57 64
												272	A	American	60 51
												272	H	American	63 59
												307	H	Colgate	59 72
												334	H	St. Francis Brooklyn	77 59
												336	H	Saint Peter's	72 69
												341	A	Wagner	48 69
												345	A	Boston U.	71 64
												345	H	Boston U.	71 56
LAST 12 Division I GAMES:															
215	H	Lehigh	65 80	252	H	Loyola Maryland	51 55								
272	H	American	63 59	215	A	Lehigh	74 82								
232	A	Navy	48 64	272	A	American	60 51								
239	H	Holy Cross	54 57	232	H	Navy	58 65								
345	A	Boston U.	71 64	239	A	Holy Cross	49 66								
66	A	Army West Point	57 84	345	H	Boston U.	71 56								

Non-Div I Games:

Lafayette

Loss, Non-Conf, S Site, H Home A Away N Neutral

Average RPI Win: 251	WON-LOST	WINNING	LAST 10	STRENGTH OF	OPP. STRENGTH	TEAM	ADJ.	CONF.	ADJ CONF.
Average RPI Loss: 179	RECORD	PCT. RANK	GAMES	SCHEDULE	OF SCHEDULE	RPI	RPI	RPI	RPI
DIV. I ONLY	6- 16	283	4- 6	194	255	282	282	28	28
DIV. I NON-CONF.	0- 7	338	0- 0	184	81	327	327	26	26
TOTALS	RPI 1-25	RPI 26-50	W-L RECORDS	RPI 51-100	RPI 101-150	RPI 150+			
6- 16	0- 1	0- 1	OVERALL	1- 2	0- 2	5- 10			
5- 4	0- 0	0- 0	HOME	1- 0	0- 1	4- 3			
1- 12	0- 1	0- 1	AWAY	0- 2	0- 1	1- 7			
0- 0	0- 0	0- 0	NEUTRAL	0- 0	0- 0	0- 0			
0- 7	0- 1	0- 1	NON-CONFERENCE	0- 1	0- 0	0- 4			
0- 1	0- 0	0- 0	HOME	0- 0	0- 0	0- 1			
0- 6	0- 1	0- 1	AWAY	0- 1	0- 0	0- 3			
0- 0	0- 0	0- 0	NEUTRAL	0- 0	0- 0	0- 0			
6- 9	0- 0	0- 0	CONFERENCE	1- 1	0- 2	5- 6			
5- 3	0- 0	0- 0	HOME	1- 0	0- 1	4- 2			
1- 6	0- 0	0- 0	AWAY	0- 1	0- 1	1- 4			
0- 0	0- 0	0- 0	NEUTRAL	0- 0	0- 0	0- 0			

RPI 1-25			RPI 26-50			RPI 51-100			RPI 101+ Team's RPI: 282		
RPI	S	Opponent	Score	RPI	S	Opponent	Score	RPI	S	Opponent	Score
19	A	Oklahoma St.	45 90	27	A	Missouri	57 91	69	A	Abilene Christian	62 90
								69	H	Abilene Christian	63 54
								78	A	Utah	67 71
								109	A	Central Ark.	49 74
								128	H	Northwestern St.	51 73
								161	A	McNeese St.	84 92
								178	A	Loyola Chicago	71 82
								211	H	Canisius	55 57
								212	A	Stephen F. Austin	64 60
								212	H	Stephen F. Austin	77 79
								237	H	Sam Houston St.	76 78
								247	A	Houston Baptist	66 77
								247	H	Houston Baptist	77 70
								276	A	Northern Ariz.	63 75
								279	A	Prairie View	72 80
								309	A	Southeastern La.	66 73
								313	H	A&M-Corpus Christi	75 70
								317	A	Nicholls St.	59 69
								332	H	Incarnate Word	59 49
								335	H	New Orleans	79 52
LAST 12 Division I GAMES:											
161	A	McNeese St.	84 92	237	H	Sam Houston St.	76 78				
212	H	Stephen F. Austin	77 79	247	H	Houston Baptist	77 70				
247	A	Houston Baptist	66 77	212	A	Stephen F. Austin	64 60				
332	H	Incarnate Word	59 49	128	H	Northwestern St.	51 73				
69	H	Abilene Christian	63 54	309	A	Southeastern La.	66 73				
69	A	Abilene Christian	62 90	109	A	Central Ark.	49 74				

Non-Div I Games: Howard Payne 88 50 Tex. A&M-Kingsville 82 66 Schreiner 60 41 Louisiana Col. 99 34
Lamar

Average RPI Win: 279	WON-LOST	WINNING	LAST 10	STRENGTH OF	OPP. STRENGTH	TEAM	ADJ.	CONF.	ADJ CONF.
Average RPI Loss: 158	RECORD	PCT. RANK	GAMES	SCHEDULE	OF SCHEDULE	RPI	RPI	RPI	RPI
DIV. I ONLY	15- 10	114	7- 3	323	265	215	215	27	27
DIV. I NON-CONF.	6- 4	125	0- 0	335	188	230	230	27	27
TOTALS	RPI 1-25	RPI 26-50	W-L RECORDS	RPI 51-100	RPI 101-150	RPI 150+			
15- 10	0- 0	0- 1	OVERALL	0- 3	1- 1	14- 5			
7- 5	0- 0	0- 1	HOME	0- 1	0- 1	7- 2			
8- 5	0- 0	0- 0	AWAY	0- 2	1- 0	7- 3			
0- 0	0- 0	0- 0	NEUTRAL	0- 0	0- 0	0- 0			
6- 4	0- 0	0- 1	NON-CONFERENCE	0- 0	1- 1	5- 2			
3- 2	0- 0	0- 1	HOME	0- 0	0- 1	3- 0			
3- 2	0- 0	0- 0	AWAY	0- 0	1- 0	2- 2			
0- 0	0- 0	0- 0	NEUTRAL	0- 0	0- 0	0- 0			
9- 6	0- 0	0- 0	CONFERENCE	0- 3	0- 0	9- 3			
4- 3	0- 0	0- 0	HOME	0- 1	0- 0	4- 2			
5- 3	0- 0	0- 0	AWAY	0- 2	0- 0	5- 1			
0- 0	0- 0	0- 0	NEUTRAL	0- 0	0- 0	0- 0			

RPI S	Opponent	Score	RPI S	Opponent	Score	RPI S	Opponent	Score	RPI S	Opponent	Score	Team's RPI: 215
50	H Villanova	44 65	66	A Army West Point	39 63	105	H Saint Joseph's	62 63				
			89	A Bucknell	77 80	150	A Hampton	63 56				
			89	H Bucknell	54 67	153	A Illinois	67 76				
						193	H Montana	80 53				
						232	A Navy	51 48				
						232	H Navy	54 62				
						239	A Holy Cross	71 77				
						239	H Holy Cross	61 58				
						251	H Monmouth	95 88				
						252	A Loyola Maryland	76 68				
						252	H Loyola Maryland	66 48				
						272	A American	61 52				
						272	H American	55 59				
						284	A Rider	60 61				
						322	A Lafayette	80 65				
						322	H Lafayette	82 74				
						329	A Delaware St.	83 49				
						336	H Saint Peter's	74 42				
						344	A NJIT	75 47				
						345	A Boston U.	73 66				
						345	H Boston U.	72 48				
LAST 12 Division I GAMES:												
322	A Lafayette	80 65	345	H Boston U.	72 48							
232	H Navy	54 62	322	H Lafayette	82 74							
239	A Holy Cross	71 77	232	A Navy	51 48							
89	H Bucknell	54 67	239	H Holy Cross	61 58							
272	A American	61 52	89	A Bucknell	77 80							
252	A Loyola Maryland	76 68	272	H American	55 59							

Non-Div I Games: Kutztown 81 51

Lehigh

■ Loss,
 ■ Non-Conf,
 ■ S Site,
 ■ H Home
 ■ A Away
 N Neutral

Liberty

Through Games Of Feb. 23, 2016

Average RPI Win: 243	WON-LOST	WINNING	LAST 10	STRENGTH OF	OPP. STRENGTH	TEAM	ADJ.	CONF.	ADJ CONF.
Average RPI Loss: 107	RECORD	PCT. RANK	GAMES	SCHEDULE	OF SCHEDULE	RPI	RPI	RPI	RPI
DIV. I ONLY	15- 10	114	8- 2	111	233	112	112	26	26
DIV. I NON-CONF.	2- 6	272	0- 0	18	3	147	147	29	29
TOTALS	RPI 1-25	RPI 26-50	W-L RECORDS	RPI 51-100	RPI 101-150	RPI 150+			
15- 10	0- 1	0- 3	OVERALL	1- 2	1- 1	13- 3			
8- 3	0- 0	0- 2	HOME	1- 0	1- 0	6- 1			
7- 5	0- 0	0- 1	AWAY	0- 1	0- 1	7- 2			
0- 2	0- 1	0- 0	NEUTRAL	0- 1	0- 0	0- 0			
2- 6	0- 1	0- 3	NON-CONFERENCE	1- 2	0- 0	1- 0			
1- 2	0- 0	0- 2	HOME	1- 0	0- 0	0- 0			
1- 2	0- 0	0- 1	AWAY	0- 1	0- 0	1- 0			
0- 2	0- 1	0- 0	NEUTRAL	0- 1	0- 0	0- 0			
13- 4	0- 0	0- 0	CONFERENCE	0- 0	1- 1	12- 3			
7- 1	0- 0	0- 0	HOME	0- 0	1- 0	6- 1			
6- 3	0- 0	0- 0	AWAY	0- 0	0- 1	6- 2			
0- 0	0- 0	0- 0	NEUTRAL	0- 0	0- 0	0- 0			

RPI 1-25				RPI 26-50				RPI 51-100				RPI 101+				Team's RPI: 112	
RPI	S	Opponent	Score	RPI	S	Opponent	Score	RPI	S	Opponent	Score	RPI	S	Opponent	Score		
5	N	Ohio St.	65 75	33	H	Seton Hall	56 92	52	A	Duke	41 79	122	A	UNC Asheville	51 56		
				40	A	James Madison	56 72	95	N	California	72 77	122	H	UNC Asheville	71 53		
				42	H	North Carolina St.	53 61	97	H	Elon	72 63	191	A	Gardner-Webb	57 61		
												191	H	Gardner-Webb	73 51		
												197	A	Radford	49 43		
												197	H	Radford	67 53		
												225	A	Presbyterian	42 60		
												250	A	High Point	73 68		
												250	H	High Point	56 43		
												268	A	Coastal Caro.	65 63		
												268	H	Coastal Caro.	51 58		
												273	A	Appalachian St.	74 68		
												291	A	Campbell	62 52		
												291	H	Campbell	67 55		
												292	A	Charleston So.	59 49		
												292	H	Charleston So.	51 40		
												318	H	Winthrop	77 61		
												320	A	Longwood	72 67		
LAST 12 Division I GAMES:																	
250	A	High Point	73 68	250	H	High Point	56 43										
268	H	Coastal Caro.	51 58	191	H	Gardner-Webb	73 51										
122	A	UNC Asheville	51 56	320	A	Longwood	72 67										
291	H	Campbell	67 55	268	A	Coastal Caro.	65 63										
197	H	Radford	67 53	318	H	Winthrop	77 61										
292	A	Charleston So.	59 49	225	A	Presbyterian	42 60										

Non-Div I Games: Shepherd 69 57

Liberty

Loss, Non-Conf, S Site, H Home A Away N Neutral

Average RPI Win:	306	WON-LOST	WINNING	LAST 10	STRENGTH OF	OPP. STRENGTH	TEAM	ADJ.	CONF.	ADJ CONF.
Average RPI Loss:	195	RECORD	PCT. RANK	GAMES	SCHEDULE	OF SCHEDULE	RPI	RPI	RPI	RPI
DIV. I ONLY	4- 23	330	2- 8	215	323	331	331	29	29	
DIV. I NON-CONF.	2- 12	311	0- 0	209	338	313	313	28	28	
TOTALS	RPI 1-25	RPI 26-50	W-L RECORDS	RPI 51-100	RPI 101-150	RPI 150+				
4- 23	0- 0	0- 1	OVERALL	0- 4	0- 3	4- 15				
3- 10	0- 0	0- 1	HOME	0- 3	0- 1	3- 5				
1- 12	0- 0	0- 0	AWAY	0- 1	0- 2	1- 9				
0- 1	0- 0	0- 0	NEUTRAL	0- 0	0- 0	0- 1				
2- 12	0- 0	0- 1	NON-CONFERENCE	0- 2	0- 1	2- 8				
1- 6	0- 0	0- 1	HOME	0- 2	0- 0	1- 3				
1- 5	0- 0	0- 0	AWAY	0- 0	0- 1	1- 4				
0- 1	0- 0	0- 0	NEUTRAL	0- 0	0- 0	0- 1				
2- 11	0- 0	0- 0	CONFERENCE	0- 2	0- 2	2- 7				
2- 4	0- 0	0- 0	HOME	0- 1	0- 1	2- 2				
0- 7	0- 0	0- 0	AWAY	0- 1	0- 1	0- 5				
0- 0	0- 0	0- 0	NEUTRAL	0- 0	0- 0	0- 0				

RPI 1-25			RPI 26-50			RPI 51-100			RPI 101+			Team's RPI: 331
RPI	S	Opponent	Score	RPI	S	Opponent	Score	RPI	S	Opponent	Score	
49	H	Western Ky.	56 64	68	A	FGCU	52 91	101	A	Wright St.	65 92	
				68	H	FGCU	39 71	141	A	Jacksonville	51 81	
				72	H	Ball St.	60 72	141	H	Jacksonville	55 76	
				100	H	Belmont	68 90	156	A	Alabama	49 68	
								190	A	Stetson	75 79	
								190	H	Stetson	62 83	
								202	A	USC Upstate	71 93	
								202	H	USC Upstate	54 81	
								205	H	Southeast Mo. St.	69 84	
								241	N	Texas Southern	62 66	
								252	H	Loyola Maryland	52 57	
								262	A	Tennessee St.	65 77	
								271	H	Murray St.	93 85	
								274	A	Tennessee Tech	70 81	
								280	A	Ga. Southern	66 55	
								293	A	Kennesaw St.	54 55	
								300	A	Jackson St.	52 53	
								306	H	Morehead St.	77 92	
								327	A	North Florida	70 78	
								327	H	North Florida	78 71	
								344	A	NJIT	51 61	
								344	H	NJIT	63 49	
LAST 12 Division I GAMES:												
68	A	FGCU	52 91	344	A	NJIT	51 61					
190	A	Stetson	75 79	202	H	USC Upstate	54 81					
141	H	Jacksonville	55 76	190	H	Stetson	62 83					
327	H	North Florida	78 71	68	H	FGCU	39 71					
344	H	NJIT	63 49	327	A	North Florida	70 78					
202	A	USC Upstate	71 93	141	A	Jacksonville	51 81					

Non-Div I Games: North Ala. 88 67

Lipscomb

■ Loss,
 ■ Non-Conf,
 ■ S Site,
 ■ Home
 ■ A Away
 N Neutral

Little Rock

Through Games Of Feb. 23, 2016

Average RPI Win:	216	WON-LOST	WINNING	LAST 10	STRENGTH OF	OPP. STRENGTH	TEAM	ADJ.	CONF.	ADJ CONF.
Average RPI Loss:	101	RECORD	PCT. RANK	GAMES	SCHEDULE	OF SCHEDULE	RPI	RPI	RPI	RPI
DIV. I ONLY	14- 11	134	9- 1	139	133	125	125	16	16	
DIV. I NON-CONF.	2- 7	280	0- 0	33	6	190	190	14	14	
TOTALS	RPI 1-25	RPI 26-50	W-L RECORDS	RPI 51-100	RPI 101-150	RPI 150+				
14- 11	0- 2	0- 2	OVERALL	0- 2	4- 2	10- 3				
7- 5	0- 1	0- 0	HOME	0- 1	1- 2	6- 1				
7- 6	0- 1	0- 2	AWAY	0- 1	3- 0	4- 2				
0- 0	0- 0	0- 0	NEUTRAL	0- 0	0- 0	0- 0				
2- 7	0- 2	0- 1	NON-CONFERENCE	0- 2	2- 1	0- 1				
1- 4	0- 1	0- 0	HOME	0- 1	1- 1	0- 1				
1- 3	0- 1	0- 1	AWAY	0- 1	1- 0	0- 0				
0- 0	0- 0	0- 0	NEUTRAL	0- 0	0- 0	0- 0				
12- 4	0- 0	0- 1	CONFERENCE	0- 0	2- 1	10- 2				
6- 1	0- 0	0- 0	HOME	0- 0	0- 1	6- 0				
6- 3	0- 0	0- 1	AWAY	0- 0	2- 0	4- 2				
0- 0	0- 0	0- 0	NEUTRAL	0- 0	0- 0	0- 0				

RPI 1-25			RPI 26-50			RPI 51-100			RPI 101+			Team's RPI: 125
RPI	S	Opponent	Score	RPI	S	Opponent	Score	RPI	S	Opponent	Score	
6	H	Texas	56 66	34	A	Oklahoma	52 65	85	A	Tulane	53 69	104 H Memphis 61 53
13	A	Texas A&M	39 69	41	A	Arkansas St.	53 66	90	H	Missouri St.	58 64	123 H LSU 51 57
										127 A La.-Lafayette 58 49		127 H La.-Lafayette 58 65
										147 A Oral Roberts 66 52		149 A UT Arlington 59 55
										180 A Troy 71 78		180 H Troy 79 64
										186 A South Ala. 47 34		186 H South Ala. 74 43
										192 H Tulsa 63 74		222 A Texas St. 57 67
										264 A Georgia St. 54 39		264 H Georgia St. 59 32
										273 H Appalachian St. 67 50		280 A Ga. Southern 50 45
										280 H Ga. Southern 69 36		289 A La.-Monroe 53 37
										289 H La.-Monroe 56 44		
LAST 12 Division I GAMES:												
280	A	Ga. Southern	50 45	264	H	Georgia St.	59 32					
264	A	Georgia St.	54 39	280	H	Ga. Southern	69 36					
127	A	La.-Lafayette	58 49	149	A	UT Arlington	59 55					
289	A	La.-Monroe	53 37	222	A	Texas St.	57 67					
186	H	South Ala.	74 43	41	A	Arkansas St.	53 66					
180	H	Troy	79 64	273	H	Appalachian St.	67 50					

Non-Div I Games:

Little Rock

Loss, Non-Conf, S Site, H Home A Away N Neutral

Average RPI Win:	242	WON-LOST	WINNING	LAST 10	STRENGTH OF	OPP. STRENGTH	TEAM	ADJ.	CONF.	ADJ CONF.
Average RPI Loss:	88	RECORD	PCT. RANK	GAMES	SCHEDULE	OF SCHEDULE	RPI	RPI	RPI	RPI
DIV. I ONLY	19- 7	57	7- 3	316	143	136	136	22	22	
DIV. I NON-CONF.	11- 3	54	0- 0	315	52	119	119	21	21	
TOTALS	RPI 1-25	RPI 26-50	W-L RECORDS	RPI 51-100	RPI 101-150	RPI 150+				
19- 7	1- 0	0- 1	OVERALL	0- 2	1- 4	17- 0				
9- 3	1- 0	0- 0	HOME	0- 1	0- 2	8- 0				
8- 4	0- 0	0- 1	AWAY	0- 1	0- 2	8- 0				
2- 0	0- 0	0- 0	NEUTRAL	0- 0	1- 0	1- 0				
11- 3	1- 0	0- 1	NON-CONFERENCE	0- 0	1- 2	9- 0				
5- 1	1- 0	0- 0	HOME	0- 0	0- 1	4- 0				
4- 2	0- 0	0- 1	AWAY	0- 0	0- 1	4- 0				
2- 0	0- 0	0- 0	NEUTRAL	0- 0	1- 0	1- 0				
8- 4	0- 0	0- 0	CONFERENCE	0- 2	0- 2	8- 0				
4- 2	0- 0	0- 0	HOME	0- 1	0- 1	4- 0				
4- 2	0- 0	0- 0	AWAY	0- 1	0- 1	4- 0				
0- 0	0- 0	0- 0	NEUTRAL	0- 0	0- 0	0- 0				

RPI 1-25				RPI 26-50				RPI 51-100				RPI 101+ Team's RPI: 136			
RPI	S	Opponent	Score	RPI	S	Opponent	Score	RPI	S	Opponent	Score	RPI	S	Opponent	Score
25	H	UTEP	47 40	43	A	Southern California	43 69	54	A	UC Riverside	58 83	102	H	San Francisco	52 66
								54	H	UC Riverside	60 78	119	A	Hawaii	42 60
												119	H	Hawaii	55 67
												123	A	LSU	53 59
												128	N	Northwestern St.	60 59
												155	A	Pacific	68 60
												176	H	Colorado	59 42
												187	A	UC Davis	75 62
												194	H	Cal Poly	65 53
												214	H	UNLV	67 63
												249	H	San Diego St.	74 54
												257	A	Seattle	69 57
												260	A	UC Santa Barbara	58 55
												260	H	UC Santa Barbara	60 52
												276	N	Northern Ariz.	69 48
												285	A	Houston	47 41
												297	A	Denver	48 41
												301	H	CSUN	74 71
												315	H	Portland St.	89 71
												337	A	UC Irvine	71 65
												338	A	Cal St. Fullerton	82 61
												338	H	Cal St. Fullerton	62 57
LAST 12 Division I GAMES:															
260	A	UC Santa Barbara	58 55	187	A	UC Davis	75 62								
54	A	UC Riverside	58 83	338	H	Cal St. Fullerton	62 57								
260	H	UC Santa Barbara	60 52	337	A	UC Irvine	71 65								
119	A	Hawaii	42 60	54	H	UC Riverside	60 78								
301	H	CSUN	74 71	338	A	Cal St. Fullerton	82 61								
194	H	Cal Poly	65 53	119	H	Hawaii	55 67								

Non-Div I Games:

Long Beach St.

■ Loss,
■ Non-Conf,
■ S Site,
■ Home
■ Away
N Neutral

Average RPI Win:	313	WON-LOST	WINNING	LAST 10	STRENGTH OF	OPP. STRENGTH	TEAM	ADJ.	CONF.	ADJ CONF.
Average RPI Loss:	193	RECORD	PCT. RANK	GAMES	SCHEDULE	OF SCHEDULE	RPI	RPI	RPI	RPI
DIV. I ONLY	4- 20	321	1- 9	255	297	320	320	26	26	
DIV. I NON-CONF.	1- 6	311	0- 0	180	145	290	290	29	29	
TOTALS	RPI 1-25	RPI 26-50	W-L RECORDS	RPI 51-100	RPI 101-150	RPI 150+				
4- 20	0- 1	0- 2	OVERALL	0- 1	0- 3	4- 13				
2- 7	0- 0	0- 0	HOME	0- 0	0- 2	2- 5				
2- 13	0- 0	0- 0	AWAY	0- 0	0- 1	2- 0				
0- 0	0- 0	0- 0	NEUTRAL	0- 0	0- 0	0- 0				
1- 6	0- 1	0- 2	NON-CONFERENCE	0- 1	0- 0	1- 2				
1- 0	0- 0	0- 0	HOME	0- 0	0- 0	1- 0				
0- 6	0- 1	0- 2	AWAY	0- 1	0- 0	0- 2				
0- 0	0- 0	0- 0	NEUTRAL	0- 0	0- 0	0- 0				
3- 14	0- 0	0- 0	CONFERENCE	0- 0	0- 3	3- 11				
1- 7	0- 0	0- 0	HOME	0- 0	0- 2	1- 5				
2- 7	0- 0	0- 0	AWAY	0- 0	0- 1	2- 6				
0- 0	0- 0	0- 0	NEUTRAL	0- 0	0- 0	0- 0				

RPI 1-25				RPI 26-50				RPI 51-100				RPI 101+ Team's RPI: 320			
RPI	S	Opponent	Score	RPI	S	Opponent	Score	RPI	S	Opponent	Score	RPI	S	Opponent	Score
7	A	Oregon St.	45 110	38	A	West Virginia	43 74	92	A	Virginia	46 81	112	H	Liberty	67 72
				40	A	James Madison	30 88					122	A	UNC Asheville	42 81
												122	H	UNC Asheville	54 61
												191	A	Gardner-Webb	42 67
												197	A	Radford	64 80
												197	H	Radford	67 79
												225	A	Presbyterian	49 75
												225	H	Presbyterian	38 59
												250	A	High Point	68 79
												250	H	High Point	70 89
												268	A	Coastal Caro.	56 48
												291	A	Campbell	65 72
												291	H	Campbell	56 73
												292	A	Charleston So.	58 66
												292	H	Charleston So.	54 63
												299	A	UNCG	60 81
												318	A	Winthrop	63 60
												318	H	Winthrop	67 60
												329	A	Delaware St.	63 88
												349	H	N.C. Central	60 49
LAST 12 Division I GAMES:															
197	A	Radford	64 80	318	H	Winthrop	67 60								
250	H	High Point	70 89	112	H	Liberty	67 72								
291	A	Campbell	65 72	191	A	Gardner-Webb	42 67								
122	H	UNC Asheville	54 61	197	H	Radford	67 79								
292	A	Charleston So.	58 66	122	A	UNC Asheville	42 81								
225	A	Presbyterian	49 75	291	H	Campbell	56 73								

Non-Div I Games: Notre Dame (MD) 83 32 N.C. Wesleyan 100 57

Longwood

■ Loss,
 ■ Non-Conf,
 ■ S Site,
 ■ H Home
 ■ A Away
 N Neutral

Average RPI Win:	226	WON-LOST	WINNING	LAST 10	STRENGTH OF	OPP. STRENGTH	TEAM	ADJ.	CONF.	ADJ CONF.
Average RPI Loss:	107	RECORD	PCT. RANK	GAMES	SCHEDULE	OF SCHEDULE	RPI	RPI	RPI	RPI
DIV. I ONLY	12- 12	169	6- 4	164	122	172	172	12	12	
DIV. I NON-CONF.	4- 6	201	0- 0	204	173	226	226	10	10	
TOTALS	RPI 1-25	RPI 26-50	W-L RECORDS	RPI 51-100	RPI 101-150	RPI 150+				
12- 12	0- 3	0- 1	OVERALL	0- 2	2- 2	10- 4				
8- 4	0- 1	0- 1	HOME	0- 0	1- 0	7- 2				
3- 7	0- 0	0- 0	AWAY	0- 2	1- 0	2- 0				
1- 1	0- 1	0- 0	NEUTRAL	0- 0	0- 0	1- 0				
4- 6	0- 1	0- 1	NON-CONFERENCE	0- 0	1- 1	3- 3				
2- 3	0- 0	0- 1	HOME	0- 0	1- 0	1- 2				
1- 2	0- 0	0- 0	AWAY	0- 0	0- 1	1- 1				
1- 1	0- 1	0- 0	NEUTRAL	0- 0	0- 0	1- 0				
8- 6	0- 2	0- 0	CONFERENCE	0- 2	1- 1	7- 1				
6- 1	0- 1	0- 0	HOME	0- 0	0- 0	6- 0				
2- 5	0- 1	0- 0	AWAY	0- 2	1- 1	1- 1				
0- 0	0- 0	0- 0	NEUTRAL	0- 0	0- 0	0- 0				

RPI 1-25				RPI 26-50				RPI 51-100				RPI 101+ Team's RPI: 172			
RPI	S	Opponent	Score	RPI	S	Opponent	Score	RPI	S	Opponent	Score	RPI	S	Opponent	Score
9	N	UCLA	57 68	31	H	Mississippi St.	63 93	70	A	Middle Tenn.	57 68	127	H	La.-Lafayette	79 62
25	A	UTEP	80 86					75	A	Charlotte	58 63	134	A	Arizona	67 77
25	H	UTEP	65 72									143	A	Old Dominion	69 51
												146	A	UAB	49 64
												151	A	Southern Miss.	59 69
												151	H	Southern Miss.	72 37
												161	H	McNeese St.	71 74
												181	A	Wisconsin	65 79
												189	H	Fla. Atlantic	65 62
												212	H	Stephen F. Austin	76 44
												223	H	Rice	63 61
												224	H	North Texas	77 71
												265	A	UTSA	82 72
												265	H	UTSA	75 66
												279	H	Prairie View	68 77
												297	N	Denver	58 53
												302	H	FIU	82 63
												317	A	Nicholls St.	58 55
LAST 12 Division I GAMES:															
25	H	UTEP	65 72	25	A	UTEP	80 86								
265	H	UTSA	75 66	265	A	UTSA	82 72								
146	A	UAB	49 64	151	H	Southern Miss.	72 37								
70	A	Middle Tenn.	57 68	189	H	Fla. Atlantic	65 62								
224	H	North Texas	77 71	302	H	FIU	82 63								
223	H	Rice	63 61	75	A	Charlotte	58 63								

Non-Div I Games: Loyola (LA) 76 40

Louisiana Tech

■ Loss,
 ■ Non-Conf, S Site,
 ■ Home
 ■ Away
 N Neutral

Louisville

Through Games Of Feb. 23, 2016

Average RPI Win:	120	WON-LOST	WINNING	LAST 10	STRENGTH OF	OPP. STRENGTH	TEAM	ADJ.	CONF.	ADJ CONF.
Average RPI Loss:	47	RECORD	PCT. RANK	GAMES	SCHEDULE	OF SCHEDULE	RPI	RPI	RPI	RPI
DIV. I ONLY	22- 6	32	9- 1	40	23	15	15	4	4	
DIV. I NON-CONF.	9- 5	108	1- 0	60	33	65	65	5	5	
TOTALS	RPI 1-25	RPI 26-50	W-L RECORDS	RPI 51-100	RPI 101-150	RPI 150+				
22- 6	3- 2	2- 1	OVERALL	5- 3	6- 0	6- 0				
11- 2	1- 1	1- 0	HOME	3- 1	3- 0	3- 0				
10- 2	2- 1	1- 1	AWAY	2- 0	3- 0	2- 0				
1- 2	0- 0	0- 0	NEUTRAL	0- 2	0- 0	1- 0				
9- 5	1- 1	1- 1	NON-CONFERENCE	1- 3	1- 0	5- 0				
5- 1	0- 0	1- 0	HOME	1- 1	1- 0	2- 0				
3- 2	1- 1	0- 1	AWAY	0- 0	0- 0	2- 0				
1- 2	0- 0	0- 0	NEUTRAL	0- 2	0- 0	1- 0				
13- 1	2- 1	1- 0	CONFERENCE	4- 0	5- 0	1- 0				
6- 1	1- 1	0- 0	HOME	2- 0	2- 0	1- 0				
7- 0	1- 0	1- 0	AWAY	2- 0	3- 0	0- 0				
0- 0	0- 0	0- 0	NEUTRAL	0- 0	0- 0	0- 0				

RPI	S	Opponent	Score	RPI	S	Opponent	Score	RPI	S	Opponent	Score	RPI	S	Opponent	Score
1	H	Notre Dame	61 66	35	H	South Fla.	67 50	52	H	Duke	65 48	113	H	Wake Forest	78 54
14	A	Kentucky	54 72	42	A	North Carolina St.	92 90	57	N	Purdue	60 62	117	H	Virginia Tech	56 45
16	A	Syracuse	71 53	49	A	Western Ky.	69 71	65	N	Dayton	66 79	118	A	Boston College	55 45
17	H	Florida St.	79 69					76	A	Georgia Tech	78 65	120	A	Pittsburgh	84 61
23	A	Michigan St.	85 78					87	H	UT Martin	88 66	124	A	North Carolina	78 60
								92	A	Virginia	59 41	126	H	IUPUI	70 61
								92	H	Virginia	74 59	171	N	Marist	65 53
								95	H	California	71 75	226	H	Dartmouth	94 52
												228	A	Col. of Charleston	71 67
												243	H	Valparaiso	75 42
												248	H	Clemson	75 33
												274	A	Tennessee Tech	76 54
LAST 12 Division I GAMES:															
118	A	Boston College	55 45	113	H	Wake Forest	78 54								
92	H	Virginia	74 59	248	H	Clemson	75 33								
35	H	South Fla.	67 50	16	A	Syracuse	71 53								
120	A	Pittsburgh	84 61	42	A	North Carolina St.	92 90								
1	H	Notre Dame	61 66	92	A	Virginia	59 41								
124	A	North Carolina	78 60	52	H	Duke	65 48								

Non-Div I Games:

Louisville

■ Loss,
 ■ Non-Conf, S Site,
 ■ Home
 ■ Away
 N Neutral

Average RPI Win: 240	WON-LOST	WINNING	LAST 10	STRENGTH OF	OPP. STRENGTH	TEAM	ADJ.	CONF.	ADJ CONF.
Average RPI Loss: 112	RECORD	PCT. RANK	GAMES	SCHEDULE	OF SCHEDULE	RPI	RPI	RPI	RPI
DIV. I ONLY	13- 13	169	5- 5	197	148	178	178	21	21
DIV. I NON-CONF.	4- 7	222	0- 0	77	29	149	149	17	17
TOTALS	RPI 1-25	RPI 26-50	W-L RECORDS	RPI 51-100	RPI 101-150	RPI 150+			
13- 13	1- 1	0- 2	OVERALL	0- 4	3- 3	9- 3			
6- 7	0- 0	0- 1	HOME	0- 2	2- 3	4- 1			
7- 6	1- 1	0- 1	AWAY	0- 2	1- 0	5- 2			
0- 0	0- 0	0- 0	NEUTRAL	0- 0	0- 0	0- 0			
4- 7	1- 1	0- 2	NON-CONFERENCE	0- 2	0- 2	3- 0			
1- 4	0- 0	0- 1	HOME	0- 1	0- 2	1- 0			
3- 3	1- 1	0- 1	AWAY	0- 1	0- 0	2- 0			
0- 0	0- 0	0- 0	NEUTRAL	0- 0	0- 0	0- 0			
9- 6	0- 0	0- 0	CONFERENCE	0- 2	3- 1	6- 3			
5- 3	0- 0	0- 0	HOME	0- 1	2- 1	3- 1			
4- 3	0- 0	0- 0	AWAY	0- 1	1- 0	3- 2			
0- 0	0- 0	0- 0	NEUTRAL	0- 0	0- 0	0- 0			

RPI 1-25				RPI 26-50				RPI 51-100				RPI 101+ Team's RPI: 178			
RPI	S	Opponent	Score	RPI	S	Opponent	Score	RPI	S	Opponent	Score	RPI	S	Opponent	Score
22	A	DePaul	88 75	26	H	Miami (FL)	50 77	76	A	Georgia Tech	77 84	106	H	UNI	64 60
23	A	Michigan St.	47 76	28	A	Green Bay	51 65	83	H	Central Mich.	59 68	108	H	Drake	65 81
								90	A	Missouri St.	81 91	114	H	Northwestern	72 81
								90	H	Missouri St.	62 73	116	H	Western Mich.	45 68
												135	A	Southern Ill.	69 68
												135	H	Southern Ill.	83 59
												210	A	Indiana St.	48 62
												210	H	Indiana St.	71 74
												223	A	Rice	57 50
												282	H	Lamar	82 71
												287	A	Wichita St.	62 65
												287	H	Wichita St.	60 55
												304	A	Bradley	67 54
												319	A	Illinois St.	57 41
												319	H	Illinois St.	73 61
												326	A	Evansville	63 49
												326	H	Evansville	67 54
												339	A	Eastern Ill.	86 75
LAST 12 Division I GAMES:															
210	H	Indiana St.	71 74	108	H	Drake	65 81								
319	H	Illinois St.	73 61	106	H	UNI	64 60								
287	A	Wichita St.	62 65	319	A	Illinois St.	57 41								
90	A	Missouri St.	81 91	210	A	Indiana St.	48 62								
326	H	Evansville	67 54	90	H	Missouri St.	62 73								
135	H	Southern Ill.	83 59	287	H	Wichita St.	60 55								

Non-Div I Games:

Loyola Chicago

■ Loss,
 ■ Non-Conf,
 ■ S Site,
 ■ Home
 ■ A Away
 N Neutral

Loyola Maryland

Through Games Of Feb. 23, 2016

Average RPI Win:	315	WON-LOST	WINNING	LAST 10	STRENGTH OF	OPP. STRENGTH	TEAM	ADJ.	CONF.	ADJ CONF.
Average RPI Loss:	153	RECORD	PCT. RANK	GAMES	SCHEDULE	OF SCHEDULE	RPI	RPI	RPI	RPI
DIV. I ONLY	11- 15	222	5- 5	265	315	252	252	27	27	
DIV. I NON-CONF.	3- 8	258	0- 0	274	319	281	281	27	27	
TOTALS	RPI 1-25	RPI 26-50	W-L RECORDS	RPI 51-100	RPI 101-150	RPI 150+				
11- 15	0- 1	0- 1	OVERALL	0- 4	0- 1	11- 8				
6- 6	0- 0	0- 0	HOME	0- 2	0- 0	6- 4				
5- 9	0- 1	0- 1	AWAY	0- 2	0- 1	5- 4				
0- 0	0- 0	0- 0	NEUTRAL	0- 0	0- 0	0- 0				
3- 8	0- 1	0- 1	NON-CONFERENCE	0- 0	0- 1	3- 5				
1- 3	0- 0	0- 0	HOME	0- 0	0- 0	1- 3				
2- 5	0- 1	0- 1	AWAY	0- 0	0- 1	2- 2				
0- 0	0- 0	0- 0	NEUTRAL	0- 0	0- 0	0- 0				
8- 7	0- 0	0- 0	CONFERENCE	0- 4	0- 0	8- 3				
5- 3	0- 0	0- 0	HOME	0- 2	0- 0	5- 1				
3- 4	0- 0	0- 0	AWAY	0- 2	0- 0	3- 2				
0- 0	0- 0	0- 0	NEUTRAL	0- 0	0- 0	0- 0				

RPI 1-25				RPI 26-50				RPI 51-100				RPI 101+ Team's RPI: 252			
RPI	S	Opponent	Score	RPI	S	Opponent	Score	RPI	S	Opponent	Score	RPI	S	Opponent	Score
11	A	Maryland	47 97	50	A	Villanova	55 67	66	A	Army West Point	37 70	143	A	Old Dominion	41 64
								66	H	Army West Point	44 52	157	H	UMBC	46 52
								89	A	Bucknell	64 71	195	H	William & Mary	61 62
								89	H	Bucknell	42 64	199	H	Fairfield	45 71
												215	A	Lehigh	48 66
												215	H	Lehigh	68 76
												232	A	Navy	38 45
												232	H	Navy	51 38
												234	A	Columbia	53 63
												272	H	American	52 46
												307	A	Colgate	65 49
												307	H	Colgate	55 38
												322	A	Lafayette	55 51
												322	H	Lafayette	66 65
												330	A	Mt. St. Mary's	65 63
												331	A	Lipscomb	57 52
												334	A	St. Francis Brooklyn	54 64
												345	A	Boston U.	67 46
												345	H	Boston U.	63 54
												347	H	Norfolk St.	75 67
LAST 12 Division I GAMES:															
307	H	Colgate	55 38	322	A	Lafayette	55 51								
89	H	Bucknell	42 64	307	A	Colgate	65 49								
345	A	Boston U.	67 46	89	A	Bucknell	64 71								
232	A	Navy	38 45	345	H	Boston U.	63 54								
66	H	Army West Point	44 52	232	H	Navy	51 38								
215	H	Lehigh	68 76	66	A	Army West Point	37 70								

Non-Div I Games:

Loyola Maryland

Loss, Non-Conf, S Site, H Home A Away N Neutral

Average RPI Win:	258	WON-LOST	WINNING	LAST 10	STRENGTH OF	OPP. STRENGTH	TEAM	ADJ.	CONF.	ADJ CONF.
Average RPI Loss:	106	RECORD	PCT. RANK	GAMES	SCHEDULE	OF SCHEDULE	RPI	RPI	RPI	RPI
DIV. I ONLY	9- 19	270	3- 6	154	115	241	241	8	8	
DIV. I NON-CONF.	4- 7	222	1- 0	325	204	291	291	9	9	
TOTALS	RPI 1-25	RPI 26-50	W-L RECORDS	RPI 51-100	RPI 101-150	RPI 150+				
9- 19	0- 2	0- 1	OVERALL	0- 7	0- 5	9- 4				
5- 8	0- 1	0- 0	HOME	0- 3	0- 2	5- 2				
3- 11	0- 1	0- 1	AWAY	0- 4	0- 3	3- 2				
1- 0	0- 0	0- 0	NEUTRAL	0- 0	0- 0	1- 0				
4- 7	0- 0	0- 1	NON-CONFERENCE	0- 1	0- 1	4- 4				
2- 2	0- 0	0- 0	HOME	0- 0	0- 0	2- 2				
1- 5	0- 0	0- 1	AWAY	0- 1	0- 1	1- 2				
1- 0	0- 0	0- 0	NEUTRAL	0- 0	0- 0	1- 0				
5- 12	0- 2	0- 0	CONFERENCE	0- 6	0- 4	5- 0				
3- 6	0- 1	0- 0	HOME	0- 3	0- 2	3- 0				
2- 6	0- 1	0- 0	AWAY	0- 3	0- 2	2- 0				
0- 0	0- 0	0- 0	NEUTRAL	0- 0	0- 0	0- 0				

RPI 1-25				RPI 26-50				RPI 51-100				RPI 101+ Team's RPI: 241			
RPI	S	Opponent	Score	RPI	S	Opponent	Score	RPI	S	Opponent	Score	RPI	S	Opponent	Score
12	A	BYU	61 75	27	A	Missouri	48 80	54	A	UC Riverside	62 80	102	A	San Francisco	72 81
12	H	BYU	75 82					59	A	St. Mary's (CA)	57 72	102	H	San Francisco	73 75
								59	H	St. Mary's (CA)	81 91	107	A	Gonzaga	68 83
								64	A	Santa Clara	41 68	107	H	Gonzaga	59 66
								64	H	Santa Clara	56 57	119	A	Hawaii	51 65
								77	A	San Diego	58 82	155	A	Pacific	63 60
								77	H	San Diego	67 75	155	H	Pacific	96 88
												176	A	Colorado	81 92
												194	A	Cal Poly	58 70
												249	H	San Diego St.	92 65
												257	H	Seattle	69 78
												260	A	UC Santa Barbara	70 63
												267	H	Pepperdine	79 69
												286	A	Portland	77 62
												286	H	Portland	62 52
												323	N	Nevada	69 58
												337	H	UC Irvine	95 50
												338	H	Cal St. Fullerton	73 75
LAST 12 Division I GAMES:															
337	H	UC Irvine	95 50	107	A	Gonzaga	68 83								
102	A	San Francisco	72 81	77	H	San Diego	67 75								
64	A	Santa Clara	41 68	12	H	BYU	75 82								
59	H	St. Mary's (CA)	81 91	77	A	San Diego	58 82								
155	H	Pacific	96 88	12	A	BYU	61 75								
286	A	Portland	77 62	64	H	Santa Clara	56 57								

Non-Div I Games:

Loyola Marymount

■ Loss,
 ■ Non-Conf,
 ■ S Site,
 ■ H Home
 ■ A Away
 N Neutral

Average RPI Win:	212	WON-LOST	WINNING	LAST 10	STRENGTH OF	OPP. STRENGTH	TEAM	ADJ.	CONF.	ADJ CONF.
Average RPI Loss:	93	RECORD	PCT. RANK	GAMES	SCHEDULE	OF SCHEDULE	RPI	RPI	RPI	RPI
DIV. I ONLY	21- 7	46	10- 0	202	149	71	71	15	15	
DIV. I NON-CONF.	8- 6	136	0- 0	241	48	121	121	18	18	
TOTALS	RPI 1-25	RPI 26-50	W-L RECORDS	RPI 51-100	RPI 101-150	RPI 150+				
21- 7	0- 0	1- 1	OVERALL	1- 3	4- 2	15- 1				
10- 0	0- 0	1- 0	HOME	0- 0	1- 0	8- 0				
9- 6	0- 0	0- 1	AWAY	0- 2	2- 2	7- 1				
2- 1	0- 0	0- 0	NEUTRAL	1- 1	1- 0	0- 0				
8- 6	0- 0	0- 0	NON-CONFERENCE	1- 3	2- 2	5- 1				
3- 0	0- 0	0- 0	HOME	0- 0	0- 0	3- 0				
3- 5	0- 0	0- 0	AWAY	0- 2	1- 2	2- 1				
2- 1	0- 0	0- 0	NEUTRAL	1- 1	1- 0	0- 0				
13- 1	0- 0	1- 1	CONFERENCE	0- 0	2- 0	10- 0				
7- 0	0- 0	1- 0	HOME	0- 0	1- 0	5- 0				
6- 1	0- 0	0- 1	AWAY	0- 0	1- 0	5- 0				
0- 0	0- 0	0- 0	NEUTRAL	0- 0	0- 0	0- 0				

RPI 1-25				RPI 26-50				RPI 51-100				Team's RPI: 71	RPI 101+			
RPI	S	Opponent	Score	RPI	S	Opponent	Score	RPI	S	Opponent	Score		RPI	S	Opponent	Score
				47	A	Albany (NY)	59 64	57	A	Purdue	33 56		103	A	Harvard	64 53
				47	H	Albany (NY)	65 53	65	N	Dayton	37 58		118	A	Boston College	48 55
								79	A	Minnesota	64 91		123	N	LSU	52 41
								90	N	Missouri St.	69 65		124	A	North Carolina	58 59
													144	A	Stony Brook	60 43
													144	H	Stony Brook	55 52
													157	A	UMBC	72 38
													157	H	UMBC	65 55
													158	A	Northeastern	44 56
													216	H	Hartford	61 43
													226	A	Dartmouth	59 41
													238	A	New Hampshire	62 52
													238	H	New Hampshire	59 55
													245	H	Bryant	76 38
													246	A	Binghamton	52 38
													248	H	Clemson	75 42
													288	H	Central Conn. St.	62 42
													296	A	Vermont	62 41
													296	H	Vermont	63 51
													314	A	North Dakota St.	82 51
													321	A	UMass Lowell	73 46
													321	H	UMass Lowell	74 44
LAST 12 Division I GAMES:																
				144	A	Stony Brook	60 43	246	A	Binghamton	52 38					
				47	H	Albany (NY)	65 53	216	H	Hartford	61 43					
				321	A	UMass Lowell	73 46	144	H	Stony Brook	55 52					
				238	H	New Hampshire	59 55	238	A	New Hampshire	62 52					
				157	A	UMBC	72 38	47	A	Albany (NY)	59 64					
				296	H	Vermont	63 51	321	H	UMass Lowell	74 44					

Non-Div I Games: Colby 82 42

Maine

■ Loss,
 ■ Non-Conf,
 ■ S Site,
 ■ Home
 ■ A Away
 N Neutral

Average RPI Win:	239	WON-LOST	WINNING	LAST 10	STRENGTH OF	OPP. STRENGTH	TEAM	ADJ.	CONF.	ADJ CONF.
Average RPI Loss:	193	RECORD	PCT. RANK	GAMES	SCHEDULE	OF SCHEDULE	RPI	RPI	RPI	RPI
DIV. I ONLY	13- 14	183	6- 4	268	269	231	231	23	23	
DIV. I NON-CONF.	3- 6	234	0- 0	302	296	296	296	23	23	
TOTALS	RPI 1-25	RPI 26-50	W-L RECORDS	RPI 51-100	RPI 101-150	RPI 150+				
13- 14	0- 0	0- 0	OVERALL	1- 2	1- 1	11- 11				
7- 6	0- 0	0- 0	HOME	0- 2	1- 0	6- 4				
6- 8	0- 0	0- 0	AWAY	1- 0	0- 1	5- 7				
0- 0	0- 0	0- 0	NEUTRAL	0- 0	0- 0	0- 0				
3- 6	0- 0	0- 0	NON-CONFERENCE	0- 1	0- 0	3- 5				
2- 2	0- 0	0- 0	HOME	0- 1	0- 0	2- 1				
1- 4	0- 0	0- 0	AWAY	0- 0	0- 0	1- 4				
0- 0	0- 0	0- 0	NEUTRAL	0- 0	0- 0	0- 0				
10- 8	0- 0	0- 0	CONFERENCE	1- 1	1- 1	8- 6				
5- 4	0- 0	0- 0	HOME	0- 1	1- 0	4- 3				
5- 4	0- 0	0- 0	AWAY	1- 0	0- 1	4- 3				
0- 0	0- 0	0- 0	NEUTRAL	0- 0	0- 0	0- 0				

RPI 1-25				RPI 26-50				RPI 51-100				RPI 101+				Team's RPI: 231	
RPI	S	Opponent	Score	RPI	S	Opponent	Score	RPI	S	Opponent	Score	RPI	S	Opponent	Score		
								89	H	Bucknell	56	61	121	A	Iona	56	67
								96	A	Quinnipiac	52	42	121	H	Iona	63	56
								96	H	Quinnipiac	63	81	163	A	Yale	36	62
													171	A	Marist	64	59
													171	H	Marist	73	79
													177	H	Fordham	49	60
													199	A	Fairfield	70	55
													199	H	Fairfield	57	59
													203	H	Brown	80	56
													211	A	Canisius	68	70
													211	H	Canisius	77	55
													220	A	Siena	59	60
													220	H	Siena	56	49
													238	A	New Hampshire	57	72
													239	A	Holy Cross	44	58
													251	A	Monmouth	62	72
													251	H	Monmouth	56	57
													272	A	American	48	52
													284	A	Rider	74	70
													308	A	Niagara	58	49
													308	H	Niagara	80	62
													310	A	Fairleigh Dickinson	85	78
													334	H	St. Francis Brooklyn	61	53
													336	H	Saint Peter's	64	47
LAST 12 Division I GAMES:																	
				308	A	Niagara	58	49					251	A	Monmouth	62	72
				211	A	Canisius	68	70					96	H	Quinnipiac	63	81
				220	H	Siena	56	49					284	A	Rider	74	70
				251	H	Monmouth	56	57					336	H	Saint Peter's	64	47
				171	A	Marist	64	59					121	H	Iona	63	56
				211	H	Canisius	77	55					199	H	Fairfield	57	59

Non-Div I Games:

Manhattan

■ Loss,
 ■ Non-Conf,
 ■ S Site,
 ■ H Home
 ■ A Away
 N Neutral

M
a
r
i
s
t

M
a
r
i
s
t

Non-Div I Games:

Average RPI Win: 161	WON-LOST	WINNING	LAST 10	STRENGTH OF	OPP. STRENGTH	TEAM	ADJ.	CONF.	ADJ CONF.
Average RPI Loss: 68	RECORD	PCT. RANK	GAMES	SCHEDULE	OF SCHEDULE	RPI	RPI	RPI	RPI
DIV. I ONLY	14- 14	169	7- 3	48	72	88	88	6	6
DIV. I NON-CONF.	5- 6	180	0- 0	17	90	88	88	6	6
TOTALS	RPI 1-25	RPI 26-50	W-L RECORDS	RPI 51-100	RPI 101-150	RPI 150+			
14- 14	0- 3	2- 5	OVERALL	2- 2	2- 4	8- 0			
9- 3	0- 1	2- 1	HOME	2- 0	2- 1	3- 0			
4- 11	0- 2	0- 4	AWAY	0- 2	0- 3	4- 0			
1- 0	0- 0	0- 0	NEUTRAL	0- 0	0- 0	1- 0			
5- 6	0- 2	0- 1	NON-CONFERENCE	1- 1	0- 2	4- 0			
2- 2	0- 1	0- 0	HOME	1- 0	0- 1	1- 0			
2- 4	0- 1	0- 1	AWAY	0- 1	0- 1	2- 0			
1- 0	0- 0	0- 0	NEUTRAL	0- 0	0- 0	1- 0			
9- 8	0- 1	2- 4	CONFERENCE	1- 1	2- 2	4- 0			
7- 1	0- 0	2- 1	HOME	1- 0	2- 0	2- 0			
2- 7	0- 1	0- 3	AWAY	0- 1	0- 2	2- 0			
0- 0	0- 0	0- 0	NEUTRAL	0- 0	0- 0	0- 0			

RPI 1-25				RPI 26-50				RPI 51-100				Team's RPI: 88	RPI 101+			
RPI	S	Opponent	Score	RPI	S	Opponent	Score	RPI	S	Opponent	Score		RPI	S	Opponent	Score
7	H	Oregon St.	58 65	28	A	Green Bay	55 75	56	H	Auburn	70 69		126	H	IUPUI	55 60
8	A	Arizona St.	80 90	33	A	Seton Hall	68 99	67	A	South Dakota	69 97		139	A	Northern Ky.	78 83
22	A	DePaul	86 91	33	H	Seton Hall	89 82	94	A	Georgetown	72 75		140	A	Creighton	81 83
				45	A	St. John's (NY)	77 81	94	H	Georgetown	87 72		140	H	Creighton	79 72
				45	H	St. John's (NY)	67 64						148	A	Xavier	66 71
				50	A	Villanova	60 81						148	H	Xavier	74 69
				50	H	Villanova	75 82						173	A	Milwaukee	101 81
													181	H	Wisconsin	77 61
													183	A	Butler	80 64
													183	H	Butler	76 69
													188	N	Richmond	98 80
													263	A	Providence	92 85
													263	H	Providence	105 75
													302	A	FIU	95 83
LAST 12 Division I GAMES:																
263	A	Providence	92 85	33	H	Seton Hall	89 82									
140	A	Creighton	81 83	45	H	St. John's (NY)	67 64									
148	H	Xavier	74 69	140	H	Creighton	79 72									
183	H	Butler	76 69	263	H	Providence	105 75									
50	A	Villanova	60 81	183	A	Butler	80 64									
94	A	Georgetown	72 75	148	A	Xavier	66 71									

Non-Div I Games:

Marquette

Average RPI Win:	230	WON-LOST	WINNING	LAST 10	STRENGTH OF	OPP. STRENGTH	TEAM	ADJ.	CONF.	ADJ CONF.
Average RPI Loss:	101	RECORD	PCT. RANK	GAMES	SCHEDULE	OF SCHEDULE	RPI	RPI	RPI	RPI
DIV. I ONLY	14- 9	106	5- 5	219	174	152	152	12	12	
DIV. I NON-CONF.	8- 1	23	0- 0	328	341	139	139	10	10	
TOTALS	RPI 1-25	RPI 26-50	W-L RECORDS	RPI 51-100	RPI 101-150	RPI 150+				
14- 9	1- 0	0- 3	OVERALL	0- 3	3- 1	10- 2				
10- 3	1- 0	0- 1	HOME	0- 1	1- 0	8- 1				
4- 5	0- 0	0- 1	AWAY	0- 2	2- 1	2- 1				
0- 1	0- 0	0- 1	NEUTRAL	0- 0	0- 0	0- 0				
8- 1	0- 0	0- 1	NON-CONFERENCE	0- 0	1- 0	7- 0				
6- 0	0- 0	0- 0	HOME	0- 0	0- 0	6- 0				
2- 0	0- 0	0- 0	AWAY	0- 0	1- 0	1- 0				
0- 1	0- 0	0- 1	NEUTRAL	0- 0	0- 0	0- 0				
6- 8	1- 0	0- 2	CONFERENCE	0- 3	2- 1	3- 2				
4- 3	1- 0	0- 1	HOME	0- 1	1- 0	2- 1				
2- 5	0- 0	0- 1	AWAY	0- 2	1- 1	1- 1				
0- 0	0- 0	0- 0	NEUTRAL	0- 0	0- 0	0- 0				

RPI 1-25				RPI 26-50				RPI 51-100				RPI 101+ Team's RPI: 152			
RPI	S	Opponent	Score	RPI	S	Opponent	Score	RPI	S	Opponent	Score	RPI	S	Opponent	Score
25	H	UTEP	79 64	38	N	West Virginia	60 66	70	A	Middle Tenn.	54 65	135	A	Southern Ill.	61 55
				49	A	Western Ky.	52 81	75	A	Charlotte	77 87	143	A	Old Dominion	55 77
				49	H	Western Ky.	76 80	75	H	Charlotte	61 64	143	H	Old Dominion	80 62
												146	A	UAB	64 61
												174	H	Cornell	73 47
												189	A	Fla. Atlantic	73 84
												209	H	Rhode Island	72 62
												223	H	Rice	81 52
												224	H	North Texas	63 71
												258	H	Saint Francis (PA)	81 73
												265	H	UTSA	80 76
												302	A	FIU	65 58
												306	A	Morehead St.	104 101
												344	H	NJIT	63 50
												346	H	Alabama A&M	81 45
												347	H	Norfolk St.	81 67
LAST 12 Division I GAMES:															
143	A	Old Dominion	55 77	70	A	Middle Tenn.	54 65								
75	A	Charlotte	77 87	143	H	Old Dominion	80 62								
49	H	Western Ky.	76 80	75	H	Charlotte	61 64								
265	H	UTSA	80 76	223	H	Rice	81 52								
25	H	UTEP	79 64	224	H	North Texas	63 71								
146	A	UAB	64 61	302	A	FIU	65 58								

Non-Div I Games: Brescia 92 40 West Va. Tech 83 39

Marshall

Loss, Non-Conf, S Site, H Home A Away N Neutral

Maryland

Through Games Of Feb. 23, 2016

Average RPI Win:	130	WON-LOST	WINNING	LAST 10	STRENGTH OF	OPP. STRENGTH	TEAM	ADJ.	CONF.	ADJ CONF.
Average RPI Loss:	5	RECORD	PCT. RANK	GAMES	SCHEDULE	OF SCHEDULE	RPI	RPI	RPI	RPI
DIV. I ONLY	25- 3	9	9- 1	49	35	11	11	5	5	
DIV. I NON-CONF.	11- 1	16	0- 0	109	160	25	25	4	4	
TOTALS	RPI 1-25	RPI 26-50	W-L RECORDS	RPI 51-100	RPI 101-150	RPI 150+				
25- 3	2- 3	1- 0	OVERALL	8- 0	5- 0	9- 0				
13- 1	2- 1	1- 0	HOME	3- 0	1- 0	6- 0				
9- 1	0- 1	0- 0	AWAY	4- 0	2- 0	3- 0				
3- 1	0- 1	0- 0	NEUTRAL	1- 0	2- 0	0- 0				
11- 1	1- 1	0- 0	NON-CONFERENCE	1- 0	2- 0	7- 0				
7- 0	1- 0	0- 0	HOME	0- 0	0- 0	6- 0				
1- 0	0- 0	0- 0	AWAY	0- 0	0- 0	1- 0				
3- 1	0- 1	0- 0	NEUTRAL	1- 0	2- 0	0- 0				
14- 2	1- 2	1- 0	CONFERENCE	7- 0	3- 0	2- 0				
6- 1	1- 1	1- 0	HOME	3- 0	1- 0	0- 0				
8- 1	0- 1	0- 0	AWAY	4- 0	2- 0	2- 0				
0- 0	0- 0	0- 0	NEUTRAL	0- 0	0- 0	0- 0				

RPI 1-25				Team's RPI: 11	RPI 26-50				RPI 51-100				RPI 101+			
RPI	S	Opponent	Score		RPI	S	Opponent	Score	RPI	S	Opponent	Score	RPI	S	Opponent	Score
4	N	UConn	73 83		46	H	Indiana	86 63	53	A	Rutgers	73 59	114	A	Northwestern	79 70
5	A	Ohio St.	86 94						55	A	Iowa	76 56	114	H	Northwestern	80 62
5	H	Ohio St.	71 80						57	A	Purdue	87 67	120	N	Pittsburgh	70 49
16	H	Syracuse	82 64						57	H	Purdue	73 59	131	A	Penn St.	89 53
23	H	Michigan St.	85 76						62	A	Michigan	74 67	143	N	Old Dominion	95 49
									62	H	Michigan	76 56	153	A	Illinois	79 63
									63	N	South Dakota St.	62 55	154	H	Detroit	97 41
									82	H	Nebraska	89 50	162	H	Southern U.	94 61
													181	A	Wisconsin	90 65
													250	H	High Point	105 50
													252	H	Loyola Maryland	97 47
													283	A	UMES	106 30
													288	H	Central Conn. St.	86 43
													321	H	UMass Lowell	102 53
LAST 12 Division I GAMES:																
53	A	Rutgers	73 59		57	A	Purdue	87 67								
62	H	Michigan	76 56		46	H	Indiana	86 63								
114	A	Northwestern	79 70		131	A	Penn St.	89 53								
57	H	Purdue	73 59		181	A	Wisconsin	90 65								
5	A	Ohio St.	86 94		114	H	Northwestern	80 62								
23	H	Michigan St.	85 76		62	A	Michigan	74 67								

Non-Div I Games:

Maryland

Loss, Non-Conf, S Site, H Home A Away N Neutral

Massachusetts

Through Games Of Feb. 23, 2016

Average RPI Win:	190	WON-LOST	WINNING	LAST 10	STRENGTH OF	OPP. STRENGTH	TEAM	ADJ.	CONF.	ADJ CONF.
Average RPI Loss:	129	RECORD	PCT. RANK	GAMES	SCHEDULE	OF SCHEDULE	RPI	RPI	RPI	RPI
DIV. I ONLY	9- 17	261	3- 5	138	110	221	221	7	7	
DIV. I NON-CONF.	6- 6	160	0- 1	260	202	203	203	8	8	
TOTALS	RPI 1-25	RPI 26-50	W-L RECORDS	RPI 51-100	RPI 101-150	RPI 150+				
9- 17	0- 1	1- 2	OVERALL	2- 4	0- 3	6- 7				
6- 6	0- 0	1- 0	HOME	2- 1	0- 2	3- 3				
3- 10	0- 1	0- 2	AWAY	0- 2	0- 1	3- 4				
0- 1	0- 0	0- 0	NEUTRAL	0- 1	0- 0	0- 0				
6- 6	0- 0	0- 0	NON-CONFERENCE	1- 2	0- 2	5- 2				
4- 1	0- 0	0- 0	HOME	1- 0	0- 1	3- 0				
2- 4	0- 0	0- 0	AWAY	0- 1	0- 1	2- 2				
0- 1	0- 0	0- 0	NEUTRAL	0- 1	0- 0	0- 0				
3- 11	0- 1	1- 2	CONFERENCE	1- 2	0- 1	1- 5				
2- 5	0- 0	1- 0	HOME	1- 1	0- 1	0- 3				
1- 6	0- 1	0- 2	AWAY	0- 1	0- 0	1- 2				
0- 0	0- 0	0- 0	NEUTRAL	0- 0	0- 0	0- 0				

RPI	S	Opponent	Score	RPI	S	Opponent	Score	RPI	S	Opponent	Score	RPI	S	Opponent	Score	Team's RPI: 221
18	A	Duquesne	64 73	36	A	St. Bonaventure	41 66	52	A	Duke	46 70	103	A	Harvard	65 67	
				36	H	St. Bonaventure	69 60	58	A	Saint Louis	49 69	105	H	Saint Joseph's	58 62	
				39	A	George Washington	50 67	65	H	Dayton	76 69	138	H	Buffalo	48 56	
								72	N	Ball St.	54 81	167	A	Davidson	66 62	
								74	H	Hofstra	57 56	176	A	Colorado	63 90	
								80	H	VCU	66 74	177	H	Fordham	55 60	
												184	A	George Mason	59 64	
												188	H	Richmond	68 74	
												209	H	Rhode Island	79 80	
												216	H	Hartford	63 57	
												239	A	Holy Cross	74 60	
												245	A	Bryant	86 69	
												275	A	La Salle	57 66	
												288	A	Central Conn. St.	68 78	
												321	H	UMass Lowell	84 58	
												345	H	Boston U.	73 56	
LAST 12 Division I GAMES:																
				72	N	Ball St.	54 81	18	A	Duquesne	64 73					
				167	A	Davidson	66 62	184	A	George Mason	59 64					
				65	H	Dayton	76 69	209	H	Rhode Island	79 80					
				36	H	St. Bonaventure	69 60	39	A	George Washington	50 67					
				275	A	La Salle	57 66	188	H	Richmond	68 74					
				177	H	Fordham	55 60	58	A	Saint Louis	49 69					

Non-Div I Games:

Massachusetts

Loss, Non-Conf, S Site, H Home A Away N Neutral

Average RPI Win:	254	WON-LOST	WINNING	LAST 10	STRENGTH OF	OPP. STRENGTH	TEAM	ADJ.	CONF.	ADJ CONF.
Average RPI Loss:	147	RECORD	PCT. RANK	GAMES	SCHEDULE	OF SCHEDULE	RPI	RPI	RPI	RPI
DIV. I ONLY	14- 10	128	6- 4	274	207	161	161	28	28	
DIV. I NON-CONF.	5- 4	138	0- 0	133	67	91	91	26	26	
TOTALS	RPI 1-25	RPI 26-50	W-L RECORDS	RPI 51-100	RPI 101-150	RPI 150+				
14- 10	0- 1	0- 0	OVERALL	0- 3	2- 2	12- 4				
8- 2	0- 0	0- 0	HOME	0- 0	1- 1	7- 1				
5- 8	0- 1	0- 0	AWAY	0- 3	1- 1	4- 3				
1- 0	0- 0	0- 0	NEUTRAL	0- 0	0- 0	1- 0				
5- 4	0- 1	0- 0	NON-CONFERENCE	0- 2	1- 0	4- 1				
2- 0	0- 0	0- 0	HOME	0- 0	0- 0	2- 0				
2- 4	0- 1	0- 0	AWAY	0- 2	1- 0	1- 1				
1- 0	0- 0	0- 0	NEUTRAL	0- 0	0- 0	1- 0				
9- 6	0- 0	0- 0	CONFERENCE	0- 1	1- 2	8- 3				
6- 2	0- 0	0- 0	HOME	0- 0	1- 1	5- 1				
3- 4	0- 0	0- 0	AWAY	0- 1	0- 1	3- 2				
0- 0	0- 0	0- 0	NEUTRAL	0- 0	0- 0	3- 0				

RPI 1-25				RPI 26-50				RPI 51-100				RPI 101+ Team's RPI: 161			
RPI	S	Opponent	Score	RPI	S	Opponent	Score	RPI	S	Opponent	Score	RPI	S	Opponent	Score
3	A	Baylor	46 105					51	A	Chattanooga	53 68	109	H	Central Ark.	56 70
								69	A	Abilene Christian	62 79	128	A	Northwestern St.	64 85
								85	A	Tulane	55 74	128	H	Northwestern St.	78 74
												149	A	UT Arlington	63 57
												166	A	Ole Miss	56 96
												172	A	Louisiana Tech	74 71
												212	A	Stephen F. Austin	55 80
												223	H	Rice	61 53
												226	N	Dartmouth	78 56
												237	H	Sam Houston St.	82 79
												247	A	Houston Baptist	71 64
												282	H	Lamar	92 84
												289	H	La.-Monroe	72 62
												309	A	Southeastern La.	83 74
												309	H	Southeastern La.	96 79
												313	H	A&M-Corpus Christi	72 51
												317	A	Nicholls St.	81 85
												332	H	Incarinate Word	55 68
												335	A	New Orleans	77 74
												335	H	New Orleans	92 63
LAST 12 Division I GAMES:															
282	H	Lamar	92 84	335	A	New Orleans	77 74								
109	H	Central Ark.	56 70	309	H	Southeastern La.	96 79								
128	A	Northwestern St.	64 85	128	H	Northwestern St.	78 74								
309	A	Southeastern La.	83 74	332	H	Incarinate Word	55 68								
317	A	Nicholls St.	81 85	237	H	Sam Houston St.	82 79								
335	H	New Orleans	92 63	69	A	Abilene Christian	62 79								

Non-Div I Games: Southern-N.O. 97 61 Louisiana Col. 73 59 Loyola (LA) 70 69

McNeese St.

Loss, Non-Conf, S Site, H Home A Away N Neutral

Average RPI Win:	178	WON-LOST	WINNING	LAST 10	STRENGTH OF	OPP. STRENGTH	TEAM	ADJ.	CONF.	ADJ CONF.
Average RPI Loss:	89	RECORD	PCT. RANK	GAMES	SCHEDULE	OF SCHEDULE	RPI	RPI	RPI	RPI
DIV. I ONLY	16- 11	122	7- 3	109	75	104	104	9	9	
DIV. I NON-CONF.	6- 5	146	0- 0	158	93	155	155	7	7	
TOTALS	RPI 1-25	RPI 26-50	W-L RECORDS	RPI 51-100	RPI 101-150	RPI 150+				
16- 11	0- 2	1- 2	OVERALL	4- 3	1- 1	10- 3				
11- 4	0- 1	1- 1	HOME	3- 1	1- 0	6- 1				
5- 7	0- 1	0- 1	AWAY	1- 2	0- 1	4- 2				
0- 0	0- 0	0- 0	NEUTRAL	0- 0	0- 0	0- 0				
6- 5	0- 0	0- 1	NON-CONFERENCE	2- 2	1- 1	3- 1				
5- 2	0- 0	0- 1	HOME	1- 1	1- 0	3- 0				
1- 3	0- 0	0- 0	AWAY	1- 1	0- 1	0- 1				
0- 0	0- 0	0- 0	NEUTRAL	0- 0	0- 0	0- 0				
10- 6	0- 2	1- 1	CONFERENCE	2- 1	0- 0	7- 2				
6- 2	0- 1	1- 0	HOME	2- 0	0- 0	3- 1				
4- 4	0- 1	0- 1	AWAY	0- 1	0- 0	4- 1				
0- 0	0- 0	0- 0	NEUTRAL	0- 0	0- 0	0- 0				

RPI	S	Opponent	Score	RPI	S	Opponent	Score	RPI	S	Opponent	Score	RPI	S	Opponent	Score	Team's RPI: 104
4	A	UConn	40 83	35	A	South Fla.	82 97	58	H	Saint Louis	57 63	125	A	Little Rock	53 61	
4	H	UConn	46 86	35	H	South Fla.	88 87	61	A	Temple	58 82	135	H	Southern Ill.	61 58	
				39	H	George Washington	62 68	61	H	Temple	100 97	153	H	Illinois	81 75	
								79	A	Minnesota	60 70	165	A	East Carolina	79 78	
								83	A	Central Mich.	64 61	170	A	SMU	49 58	
								85	H	Tulane	83 67	192	A	Tulsa	69 58	
								94	H	Georgetown	57 53	192	H	Tulsa	59 65	
												196	A	Cincinnati	64 47	
												196	H	Cincinnati	54 51	
												217	A	Kansas	63 72	
												269	A	UCF	69 52	
												269	H	UCF	75 59	
												285	H	Houston	74 57	
												290	H	Jacksonville St.	70 55	
												339	H	Eastern Ill.	80 49	
LAST 12 Division I GAMES:																
35	A	South Fla.	82 97	269	H	UCF	75 59									
61	H	Temple	100 97	192	A	Tulsa	69 58									
165	A	East Carolina	79 78	35	H	South Fla.	88 87									
269	A	UCF	69 52	170	A	SMU	49 58									
196	H	Cincinnati	54 51	4	H	UConn	46 86									
4	A	UConn	40 83	192	H	Tulsa	59 65									

Non-Div I Games:

Memphis

Average RPI Win:	250	WON-LOST	WINNING	LAST 10	STRENGTH OF	OPP. STRENGTH	TEAM	ADJ.	CONF.	ADJ CONF.
Average RPI Loss:	74	RECORD	PCT. RANK	GAMES	SCHEDULE	OF SCHEDULE	RPI	RPI	RPI	RPI
DIV. I ONLY	18- 7	62	8- 2	233	212	110	110	17	17	
DIV. I NON-CONF.	8- 5	120	0- 0	225	270	155	155	15	15	
TOTALS	RPI 1-25	RPI 26-50	W-L RECORDS	RPI 51-100	RPI 101-150	RPI 150+				
18- 7	0- 2	0- 0	OVERALL	1- 3	2- 1	15- 1				
8- 3	0- 0	0- 0	HOME	1- 1	1- 1	6- 1				
9- 3	0- 2	0- 0	AWAY	0- 1	1- 0	8- 0				
1- 1	0- 0	0- 0	NEUTRAL	0- 1	0- 0	1- 0				
8- 5	0- 2	0- 0	NON-CONFERENCE	0- 2	0- 1	8- 0				
4- 2	0- 0	0- 0	HOME	0- 1	0- 1	4- 0				
3- 2	0- 2	0- 0	AWAY	0- 0	0- 0	3- 0				
1- 1	0- 0	0- 0	NEUTRAL	0- 1	0- 0	1- 0				
10- 2	0- 0	0- 0	CONFERENCE	1- 1	2- 0	7- 1				
4- 1	0- 0	0- 0	HOME	1- 0	1- 0	2- 1				
6- 1	0- 0	0- 0	AWAY	0- 1	1- 0	5- 0				
0- 0	0- 0	0- 0	NEUTRAL	0- 0	0- 0	0- 0				

RPI 1-25				RPI 26-50				RPI 51-100				RPI 101+ Team's RPI: 110			
RPI	S	Opponent	Score	RPI	S	Opponent	Score	RPI	S	Opponent	Score	RPI	S	Opponent	Score
17	A	Florida St.	36 79					51	A	Chattanooga	45 67	111	A	Samford	63 60
20	A	Georgia	44 57					51	H	Chattanooga	67 44	111	H	Samford	63 61
								58	H	Saint Louis	60 68	135	H	Southern Ill.	52 55
								75	N	Charlotte	62 72	159	A	ETSU	61 45
												159	H	ETSU	53 55
												227	A	Furman	61 50
												228	H	Col. of Charleston	66 58
												274	A	Tennessee Tech	63 47
												280	H	Ga. Southern	62 50
												290	H	Jacksonville St.	46 39
												293	A	Kennesaw St.	72 61
												295	A	Florida A&M	54 50
												299	A	UNCG	86 78
												299	H	UNCG	81 47
												305	A	Wofford	70 61
												311	A	Western Caro.	92 88
												311	H	Western Caro.	63 42
												327	H	North Florida	68 54
												333	N	Howard	70 53
LAST 12 Division I GAMES:															
51	A	Chattanooga	45 67	305	A	Wofford	70 61								
159	A	ETSU	61 45	159	H	ETSU	53 55								
111	H	Samford	63 61	51	H	Chattanooga	67 44								
299	H	UNCG	81 47	111	A	Samford	63 60								
311	H	Western Caro.	63 42	311	A	Western Caro.	92 88								
227	A	Furman	61 50	299	A	UNCG	86 78								

Non-Div I Games: Faulkner 86 33 Coastal Ga. 87 48

Mercer

Loss, Non-Conf, S Site, H Home A Away N Neutral

Average RPI Win:	155	WON-LOST	WINNING	LAST 10	STRENGTH OF	OPP. STRENGTH	TEAM	ADJ.	CONF.	ADJ CONF.
Average RPI Loss:	26	RECORD	PCT. RANK	GAMES	SCHEDULE	OF SCHEDULE	RPI	RPI	RPI	RPI
DIV. I ONLY	22- 5	25	7- 3	75	59	26	26	4	4	
DIV. I NON-CONF.	12- 1	9	0- 0	179	141	40	40	5	5	
TOTALS	RPI 1-25	RPI 26-50	W-L RECORDS	RPI 51-100	RPI 101-150	RPI 150+				
22- 5	0- 4	2- 0	OVERALL	3- 1	8- 0	9- 0				
13- 2	0- 2	1- 0	HOME	1- 0	4- 0	7- 0				
8- 2	0- 1	0- 0	AWAY	2- 1	4- 0	2- 0				
1- 1	0- 1	1- 0	NEUTRAL	0- 0	0- 0	0- 0				
12- 1	0- 1	1- 0	NON-CONFERENCE	1- 0	2- 0	8- 0				
8- 0	0- 0	0- 0	HOME	0- 0	1- 0	7- 0				
3- 0	0- 0	0- 0	AWAY	1- 0	1- 0	1- 0				
1- 1	0- 1	1- 0	NEUTRAL	0- 0	0- 0	0- 0				
10- 4	0- 3	1- 0	CONFERENCE	2- 1	6- 0	1- 0				
5- 2	0- 2	1- 0	HOME	1- 0	3- 0	0- 0				
5- 2	0- 1	0- 0	AWAY	1- 1	3- 0	1- 0				
0- 0	0- 0	0- 0	NEUTRAL	0- 0	0- 0	0- 0				

RPI 1-25				RPI 26-50				Team's RPI: 26				RPI 51-100				RPI 101+			
RPI	S	Opponent	Score	RPI	S	Opponent	Score	RPI	S	Opponent	Score	RPI	S	Opponent	Score	RPI	S	Opponent	Score
1	A	Notre Dame	69 90	42	H	North Carolina St.	73 44	52	H	Duke	61 53	101	H	Wright St.	80 67				
3	N	Baylor	81 88	46	N	Indiana	89 75	75	A	Charlotte	77 70	113	H	Wake Forest	71 60				
16	H	Syracuse	51 57					76	A	Georgia Tech	58 55	117	A	Virginia Tech	57 45				
17	H	Florida St.	58 69					92	A	Virginia	56 76	117	H	Virginia Tech	67 56				
												118	A	Boston College	67 62				
												120	H	Pittsburgh	79 55				
												124	A	North Carolina	76 61				
												143	A	Old Dominion	61 35				
												153	H	Illinois	73 64				
												173	H	Milwaukee	77 38				
												178	A	Loyola Chicago	77 50				
												248	A	Clemson	83 49				
												254	H	Coppin St.	78 59				
												255	H	Bethune-Cookman	55 47				
												275	H	La Salle	86 58				
												302	H	FIU	83 55				
												321	H	UMass Lowell	84 53				
LAST 12 Division I GAMES:																			
117	H	Virginia Tech	67 56	117	A	Virginia Tech	57 45												
1	A	Notre Dame	69 90	17	H	Florida St.	58 69												
76	A	Georgia Tech	58 55	124	A	North Carolina	76 61												
52	H	Duke	61 53	113	H	Wake Forest	71 60												
118	A	Boston College	67 62	248	A	Clemson	83 49												
16	H	Syracuse	51 57	120	H	Pittsburgh	79 55												

Non-Div I Games:

Miami (FL)

■ Loss,
■ Non-Conf, S Site,
■ Home
■ Away
N Neutral

RPI 1-25				RPI 26-50				RPI 51-100				RPI 101+				Team's RPI: 266	
RPI	S	Opponent	Score	RPI	S	Opponent	Score	RPI	S	Opponent	Score	RPI	S	Opponent	Score		
				29	A	Ohio	44 72	62	A	Michigan	55 97	116	A	Western Mich.	66 80		
								72	A	Ball St.	41 66	129	A	Akron	65 77		
								83	A	Central Mich.	54 77	138	A	Buffalo	39 58		
								83	H	Central Mich.	58 72	138	H	Buffalo	69 58		
								87	A	UT Martin	47 74	139	H	Northern Ky.	57 71		
								91	H	Eastern Mich.	46 70	184	H	Eastern Ky.	72 77		
								99	H	Toledo	50 55	189	A	Fla. Atlantic	65 68		
												206	H	Oakland	65 54		
												243	A	Valparaiso	75 72		
												253	H	Bowling Green	58 64		
												261	A	Northern Ill.	73 92		
												261	H	Northern Ill.	66 60		
												270	H	Austin Peay	75 60		
												306	H	Morehead St.	59 57		
												324	H	Kent St.	55 52		
												325	N	LIU Brooklyn	68 49		
												326	H	Evansville	91 85		
LAST 12 Division I GAMES:																	
				138	A	Buffalo	39 58	83	A	Central Mich.	54 77						
				29	A	Ohio	44 72	138	H	Buffalo	69 58						
				91	H	Eastern Mich.	46 70	83	H	Central Mich.	58 72						
				261	A	Northern Ill.	73 92	116	A	Western Mich.	66 80						
				129	A	Akron	65 77	99	H	Toledo	50 55						
				324	H	Kent St.	55 52	72	A	Ball St.	41 66						

Non-Div I Games:

Average RPI Win:	146	WON-LOST	WINNING	LAST 10	STRENGTH OF	OPP. STRENGTH	TEAM	ADJ.	CONF.	ADJ CONF.
Average RPI Loss:	39	RECORD	PCT. RANK	GAMES	SCHEDULE	OF SCHEDULE	RPI	RPI	RPI	RPI
DIV. I ONLY	17- 11	111	6- 4	34	38	62	62	5	5	
DIV. I NON-CONF.	8- 3	77	0- 0	93	133	73	73	4	4	
TOTALS	RPI 1-25	RPI 26-50	W-L RECORDS	RPI 51-100	RPI 101-150	RPI 150+				
17- 11	0- 5	0- 2	OVERALL	4- 4	6- 0	7- 0				
12- 5	0- 3	0- 0	HOME	2- 2	4- 0	6- 0				
5- 6	0- 2	0- 2	AWAY	2- 2	2- 0	1- 0				
0- 0	0- 0	0- 0	NEUTRAL	0- 0	0- 0	0- 0				
8- 3	0- 1	0- 1	NON-CONFERENCE	0- 1	3- 0	5- 0				
7- 1	0- 1	0- 0	HOME	0- 0	3- 0	4- 0				
1- 2	0- 0	0- 1	AWAY	0- 1	0- 0	1- 0				
0- 0	0- 0	0- 0	NEUTRAL	0- 0	0- 0	0- 0				
9- 8	0- 4	0- 1	CONFERENCE	4- 3	3- 0	2- 0				
5- 4	0- 2	0- 0	HOME	2- 2	1- 0	2- 0				
4- 4	0- 2	0- 1	AWAY	2- 1	2- 0	0- 0				
0- 0	0- 0	0- 0	NEUTRAL	0- 0	0- 0	0- 0				

RPI 1-25				RPI 26-50				RPI 51-100				RPI 101+			
RPI	S	Opponent	Score	RPI	S	Opponent	Score	RPI	S	Opponent	Score	RPI	S	Opponent	Score
5	H	Ohio St.	93 97	37	A	Princeton	57 74	55	A	Iowa	69 85	114	A	Northwestern	70 65
9	H	UCLA	77 86	46	A	Indiana	69 77	55	H	Iowa	82 75	120	H	Pittsburgh	82 45
11	A	Maryland	56 76					57	A	Purdue	68 61	131	A	Penn St.	91 87
11	H	Maryland	67 74					57	H	Purdue	63 65	131	H	Penn St.	78 73
23	A	Michigan St.	64 85					79	A	Minnesota	93 86	147	H	Oral Roberts	61 44
								79	H	Minnesota	92 76	148	H	Xavier	92 54
								82	H	Nebraska	81 93	153	H	Illinois	96 83
								91	A	Eastern Mich.	63 64	154	A	Detroit	88 61
												181	H	Wisconsin	82 65
												202	H	USC Upstate	119 61
												216	H	Hartford	83 47
												246	H	Binghamton	90 62
												266	H	Miami (OH)	97 55
LAST 12 Division I GAMES:															
114	A	Northwestern	70 65	23	A	Michigan St.	64 85	79	H	Minnesota	92 76				
131	H	Penn St.	78 73	55	A	Iowa	69 85	82	H	Nebraska	81 93				
11	A	Maryland	56 76	5	H	Ohio St.	93 97	131	A	Penn St.	91 87				
57	A	Purdue	68 61												
181	H	Wisconsin	82 65												
153	H	Illinois	96 83												

Non-Div I Games:

Michigan

Average RPI Win:	122	WON-LOST	WINNING	LAST 10	STRENGTH OF	OPP. STRENGTH	TEAM	ADJ.	CONF.	ADJ CONF.
Average RPI Loss:	42	RECORD	PCT. RANK	GAMES	SCHEDULE	OF SCHEDULE	RPI	RPI	RPI	RPI
DIV. I ONLY	20- 7	47	5- 3	45	18	23	23	5	5	
DIV. I NON-CONF.	9- 2	37	0- 0	49	63	29	29	4	4	
TOTALS	RPI 1-25	RPI 26-50	W-L RECORDS	RPI 51-100	RPI 101-150	RPI 150+				
20- 7	1- 4	0- 1	OVERALL	7- 1	3- 1	9- 0				
12- 2	1- 1	0- 0	HOME	5- 0	2- 1	4- 0				
7- 4	0- 2	0- 1	AWAY	2- 1	1- 0	4- 0				
1- 1	0- 1	0- 0	NEUTRAL	0- 0	0- 0	1- 0				
9- 2	1- 2	0- 0	NON-CONFERENCE	0- 0	1- 0	7- 0				
5- 1	1- 1	0- 0	HOME	0- 0	1- 0	3- 0				
3- 0	0- 0	0- 0	AWAY	0- 0	0- 0	3- 0				
1- 1	0- 1	0- 0	NEUTRAL	0- 0	0- 0	1- 0				
11- 5	0- 2	0- 1	CONFERENCE	7- 1	2- 1	2- 0				
7- 1	0- 0	0- 0	HOME	5- 0	1- 1	1- 0				
4- 4	0- 2	0- 1	AWAY	2- 1	1- 0	1- 0				
0- 0	0- 0	0- 0	NEUTRAL	0- 0	0- 0	0- 0				

RPI 1-25				RPI 26-50				RPI 51-100				RPI 101+			
RPI	S	Opponent	Score	RPI	S	Opponent	Score	RPI	S	Opponent	Score	RPI	S	Opponent	Score
3	N	Baylor	76 84	46	A	Indiana	65 81	53	A	Rutgers	70 67	114	H	Northwestern	74 51
5	A	Ohio St.	80 85					53	H	Rutgers	59 48	116	H	Western Mich.	78 40
11	A	Maryland	76 85					55	A	Iowa	74 69	131	A	Penn St.	71 55
15	H	Louisville	78 85					55	H	Iowa	80 73	131	H	Penn St.	61 65
20	H	Georgia	66 45					57	H	Purdue	68 56	154	H	Detroit	81 42
								62	H	Michigan	85 64	158	A	Northeastern	77 51
								79	H	Minnesota	114 106	167	A	Davidson	73 44
								82	A	Nebraska	66 73	178	H	Loyola Chicago	76 47
												181	A	Wisconsin	77 54
												181	H	Wisconsin	77 67
												196	N	Cincinnati	103 63
												206	A	Oakland	82 62
												233	H	Idaho St.	79 60
LAST 12 Division I GAMES:															
		11	A	Maryland	76 85			62	H	Michigan	85 64				
		79	H	Minnesota	114 106			181	A	Wisconsin	77 54				
		53	A	Rutgers	70 67			57	H	Purdue	68 56				
		82	A	Nebraska	66 73			53	H	Rutgers	59 48				
		131	H	Penn St.	61 65			55	H	Iowa	80 73				
		55	A	Iowa	74 69			46	A	Indiana	65 81				

Non-Div I Games:

Michigan St.

■ Loss,
■ Non-Conf,
■ S Site,
■ H Home
■ A Away
N Neutral

Average RPI Win:	187	WON-LOST	WINNING	LAST 10	STRENGTH OF	OPP. STRENGTH	TEAM	ADJ.	CONF.	ADJ CONF.
Average RPI Loss:	77	RECORD	PCT. RANK	GAMES	SCHEDULE	OF SCHEDULE	RPI	RPI	RPI	RPI
DIV. I ONLY	18- 7	62	9- 1	116	103	70	70	12	12	
DIV. I NON-CONF.	6- 5	146	0- 0	126	85	126	126	10	10	
TOTALS	RPI 1-25	RPI 26-50	W-L RECORDS	RPI 51-100	RPI 101-150	RPI 150+				
18- 7	0- 2	1- 1	OVERALL	2- 2	3- 1	12- 1				
9- 3	0- 1	1- 0	HOME	2- 1	1- 1	5- 0				
9- 3	0- 0	0- 1	AWAY	0- 0	2- 0	7- 0				
0- 1	0- 0	0- 0	NEUTRAL	0- 0	0- 0	0- 1				
6- 5	0- 1	0- 1	NON-CONFERENCE	1- 2	1- 0	4- 1				
3- 2	0- 1	0- 0	HOME	1- 1	0- 0	2- 0				
3- 2	0- 0	0- 1	AWAY	0- 1	1- 0	2- 0				
0- 1	0- 0	0- 0	NEUTRAL	0- 0	0- 0	0- 1				
12- 2	0- 1	1- 0	CONFERENCE	1- 0	2- 1	8- 0				
6- 1	0- 0	1- 0	HOME	1- 0	1- 1	3- 0				
6- 1	0- 1	0- 0	AWAY	0- 0	1- 0	5- 0				
0- 0	0- 0	0- 0	NEUTRAL	0- 0	0- 0	0- 0				

RPI 1-25				RPI 26-50				RPI 51-100				RPI 101+			
RPI	S	Opponent	Score	RPI	S	Opponent	Score	RPI	S	Opponent	Score	RPI	S	Opponent	Score
14	H	Kentucky	52 68	29	A	Ohio	49 72	75	H	Charlotte	72 67	143	H	Old Dominion	58 61
25	A	UTEP	73 84	49	H	Western Ky.	83 75	83	A	Central Mich.	59 81	146	A	UAB	77 72
								90	H	Missouri St.	70 54	146	H	UAB	68 40
								92	H	Virginia	66 70	148	A	Xavier	62 53
												151	H	Southern Miss.	74 44
												152	H	Marshall	65 54
												156	N	Alabama	46 64
												166	H	Ole Miss	84 75
												172	H	Louisiana Tech	68 57
												189	A	Fla. Atlantic	83 73
												223	A	Rice	61 60
												224	A	North Texas	76 52
												265	A	UTSA	74 63
												270	A	Austin Peay	86 55
												274	H	Tennessee Tech	69 53
												302	A	FIU	85 62
												323	A	Nevada	90 46
LAST 12 Division I GAMES:															
146	A	UAB	77 72	152	H	Marshall	65 54								
151	H	Southern Miss.	74 44	223	A	Rice	61 60								
172	H	Louisiana Tech	68 57	224	A	North Texas	76 52								
302	A	FIU	85 62	143	H	Old Dominion	58 61								
189	A	Fla. Atlantic	83 73	75	H	Charlotte	72 67								
49	H	Western Ky.	83 75	265	A	UTSA	74 63								

Non-Div I Games:

Middle Tenn.

■ Loss,
 ■ Non-Conf, S Site,
 ■ Home
 ■ Away
 N Neutral

Average RPI Win:	251	WON-LOST	WINNING	LAST 10	STRENGTH OF	OPP. STRENGTH	TEAM	ADJ.	CONF.	ADJ CONF.
Average RPI Loss:	118	RECORD	PCT. RANK	GAMES	SCHEDULE	OF SCHEDULE	RPI	RPI	RPI	RPI
DIV. I ONLY	15- 10	114	7- 3	287	146	173	173	14	14	
DIV. I NON-CONF.	6- 5	146	0- 0	345	178	269	269	16	16	
TOTALS	RPI 1-25	RPI 26-50	W-L RECORDS	RPI 51-100	RPI 101-150	RPI 150+				
15- 10	0- 0	0- 3	OVERALL	0- 1	2- 3	13- 3				
7- 5	0- 0	0- 1	HOME	0- 1	0- 1	7- 2				
7- 5	0- 0	0- 2	AWAY	0- 0	2- 2	5- 1				
1- 0	0- 0	0- 0	NEUTRAL	0- 0	0- 0	1- 0				
6- 5	0- 0	0- 1	NON-CONFERENCE	0- 1	0- 1	6- 2				
3- 2	0- 0	0- 0	HOME	0- 1	0- 0	3- 1				
2- 3	0- 0	0- 1	AWAY	0- 0	0- 1	2- 1				
1- 0	0- 0	0- 0	NEUTRAL	0- 0	0- 0	1- 0				
9- 5	0- 0	0- 2	CONFERENCE	0- 0	2- 2	7- 1				
4- 3	0- 0	0- 1	HOME	0- 0	0- 1	4- 1				
5- 2	0- 0	0- 1	AWAY	0- 0	2- 1	3- 0				
0- 0	0- 0	0- 0	NEUTRAL	0- 0	0- 0	0- 0				

RPI S	Opponent	Score	RPI S	Opponent	Score	RPI S	Opponent	Score	RPI S	Opponent	Score	Team's RPI: 173
26	A Miami (FL)	38 77	88	H Marquette	81 101	101	A Wright St.	82 60	114	A Northwestern	44 69	
28	A Green Bay	46 69				130	A Youngstown St.	67 69	130	H Youngstown St.	62 70	
28	H Green Bay	42 63				139	A Northern Ky.	86 60	154	H Detroit	79 89	
						189	A Fla. Atlantic	67 71	206	H Oakland	77 64	
						219	A Ill.-Chicago	62 56	219	H Ill.-Chicago	54 53	
						243	A Valparaiso	70 60	243	H Valparaiso	82 60	
						261	H Northern Ill.	73 58	275	N La Salle	69 53	
						277	A Cleveland St.	62 46	277	H Cleveland St.	59 58	
						297	H Denver	49 56	303	H UMKC	70 48	
						316	H IPFW	73 60	339	A Eastern Ill.	82 71	
						340	A Chicago St.	55 48				
LAST 12 Division I GAMES:												
219	A Ill.-Chicago	62 56	154	H Detroit	79 89							
243	A Valparaiso	70 60	139	A Northern Ky.	86 60							
130	H Youngstown St.	62 70	101	A Wright St.	82 60							
277	H Cleveland St.	59 58	243	H Valparaiso	82 60							
28	A Green Bay	46 69	219	H Ill.-Chicago	54 53							
206	H Oakland	77 64	277	A Cleveland St.	62 46							

Non-Div I Games:

Milwaukee

■ Loss,
 ■ Non-Conf,
 ■ S Site,
 ■ H Home
 ■ A Away
 N Neutral

Average RPI Win:	156	WON-LOST	WINNING	LAST 10	STRENGTH OF	OPP. STRENGTH	TEAM	ADJ.	CONF.	ADJ CONF.
Average RPI Loss:	66	RECORD	PCT. RANK	GAMES	SCHEDULE	OF SCHEDULE	RPI	RPI	RPI	RPI
DIV. I ONLY	18- 9	77	7- 3	131	41	79	79	5	5	
DIV. I NON-CONF.	8- 3	77	0- 0	229	195	133	133	4	4	
TOTALS	RPI 1-25	RPI 26-50	W-L RECORDS	RPI 51-100	RPI 101-150	RPI 150+				
18- 9	0- 1	1- 1	OVERALL	4- 6	5- 0	8- 1				
13- 2	0- 0	1- 0	HOME	4- 1	4- 0	4- 1				
4- 6	0- 1	0- 1	AWAY	0- 4	1- 0	3- 0				
1- 1	0- 0	0- 0	NEUTRAL	0- 1	0- 0	1- 0				
8- 3	0- 0	0- 0	NON-CONFERENCE	1- 2	2- 0	5- 1				
6- 1	0- 0	0- 0	HOME	1- 0	2- 0	3- 1				
1- 1	0- 0	0- 0	AWAY	0- 1	0- 0	1- 0				
1- 1	0- 0	0- 0	NEUTRAL	0- 1	0- 0	1- 0				
10- 6	0- 1	1- 1	CONFERENCE	3- 4	3- 0	3- 0				
7- 1	0- 0	1- 0	HOME	3- 1	2- 0	1- 0				
3- 5	0- 1	0- 1	AWAY	0- 3	1- 0	2- 0				
0- 0	0- 0	0- 0	NEUTRAL	0- 0	0- 0	0- 0				

RPI	S	Opponent	Score	RPI	S	Opponent	Score	RPI	S	Opponent	Score	RPI	S	Opponent	Score
23	A	Michigan St.	106 114	46	A	Indiana	79 93	52	A	Duke	64 84	104	H	Memphis	70 60
				46	H	Indiana	78 76	53	A	Rutgers	55 66	114	A	Northwestern	112 106
								53	H	Rutgers	85 72	114	H	Northwestern	95 92
								55	H	Iowa	78 76	115	H	North Dakota	57 47
								56	N	Auburn	79 81	131	H	Penn St.	98 85
								57	A	Purdue	72 84	153	A	Illinois	106 75
								62	A	Michigan	76 92	153	H	Illinois	82 77
								62	H	Michigan	86 93	181	A	Wisconsin	84 77
								71	H	Maine	91 64	182	H	New Mexico	53 72
								82	H	Nebraska	110 73	190	N	Stetson	72 69
												281	H	Towson	105 86
												305	H	Wofford	98 54
												324	A	Kent St.	85 73
												344	H	NJIT	83 50
LAST 12 Division I GAMES:															
23	A	Michigan St.	106 114	62	A	Michigan	76 92								
46	A	Indiana	79 93	153	H	Illinois	82 77								
55	H	Iowa	78 76	181	A	Wisconsin	84 77								
82	H	Nebraska	110 73	114	H	Northwestern	95 92								
114	A	Northwestern	112 106	46	H	Indiana	78 76								
53	H	Rutgers	85 72	57	A	Purdue	72 84								

Non-Div I Games:

Minnesota

■ Loss,
 ■ Non-Conf,
 ■ S Site,
 ■ H Home
 ■ A Away
 N Neutral

Average RPI Win:	342	WON-LOST	WINNING	LAST 10	STRENGTH OF	OPP. STRENGTH	TEAM	ADJ.	CONF.	ADJ CONF.
Average RPI Loss:	223	RECORD	PCT. RANK	GAMES	SCHEDULE	OF SCHEDULE	RPI	RPI	RPI	RPI
DIV. I ONLY	1- 22	348	0- 10	320	332	348	348	32	32	
DIV. I NON-CONF.	0- 8	338	0- 0	227	47	334	334	31	31	
TOTALS	RPI 1-25	RPI 26-50	W-L RECORDS	RPI 51-100	RPI 101-150	RPI 150+				
1- 22	0- 0	0- 1	OVERALL	0- 1	0- 2	1- 18				
1- 8	0- 0	0- 0	HOME	0- 0	0- 0	1- 8				
0- 13	0- 0	0- 1	AWAY	0- 1	0- 2	0- 9				
0- 1	0- 0	0- 0	NEUTRAL	0- 0	0- 0	0- 1				
0- 8	0- 0	0- 1	NON-CONFERENCE	0- 1	0- 2	0- 4				
0- 0	0- 0	0- 0	HOME	0- 0	0- 0	0- 0				
0- 7	0- 0	0- 1	AWAY	0- 1	0- 2	0- 3				
0- 1	0- 0	0- 0	NEUTRAL	0- 0	0- 0	0- 1				
1- 14	0- 0	0- 0	CONFERENCE	0- 0	0- 0	1- 14				
1- 8	0- 0	0- 0	HOME	0- 0	0- 0	1- 8				
0- 6	0- 0	0- 0	AWAY	0- 0	0- 0	0- 6				
0- 0	0- 0	0- 0	NEUTRAL	0- 0	0- 0	0- 0				

RPI S	Opponent	Score	RPI S	Opponent	Score	RPI S	Opponent	Score	RPI S	Opponent	Score	Team's RPI: 348
31	A Mississippi St.	37 109	84	A Vanderbilt	39 89	132	A Arkansas	46 86	146	A UAB	33 80	
						151	A Southern Miss.	55 71	156	A Alabama	35 98	
						162	A Southern U.	26 78	162	H Southern U.	36 99	
						166	A Ole Miss	61 97	179	H Grambling	52 65	
						241	A Texas Southern	38 76	241	H Texas Southern	30 85	
						278	A Alabama St.	50 100	278	H Alabama St.	51 79	
						279	A Prairie View	57 80	279	H Prairie View	50 81	
						300	H Jackson St.	46 72	312	A Alcorn	39 75	
						312	H Alcorn	66 81	317	N Nicholls St.	54 63	
						342	H Ark.-Pine Bluff	62 60	346	A Alabama A&M	68 79	
						346	H Alabama A&M	74 84				
LAST 12 Division I GAMES:												
279	H Prairie View	50 81	179	H Grambling	52 65							
241	H Texas Southern	30 85	300	H Jackson St.	46 72							
162	A Southern U.	26 78	279	A Prairie View	57 80							
312	A Alcorn	39 75	241	A Texas Southern	38 76							
346	H Alabama A&M	74 84	162	H Southern U.	36 99							
278	H Alabama St.	51 79	312	H Alcorn	66 81							

Non-Div I Games: Philander Smith 64 53 Blue Mountain 72 67

Mississippi Val.

Loss, Non-Conf, S Site, H Home A Away N Neutral

Average RPI Win:	149	WON-LOST	WINNING	LAST 10	STRENGTH OF	OPP. STRENGTH	TEAM	ADJ.	CONF.	ADJ CONF.
Average RPI Loss:	37	RECORD	PCT. RANK	GAMES	SCHEDULE	OF SCHEDULE	RPI	RPI	RPI	RPI
DIV. I ONLY	21- 6	36	6- 4	71	38	27	27	2	2	
DIV. I NON-CONF.	13- 0	1	0- 0	228	146	30	30	2	2	
TOTALS	RPI 1-25	RPI 26-50	W-L RECORDS	RPI 51-100	RPI 101-150	RPI 150+				
21- 6	2- 4	1- 1	OVERALL	4- 0	3- 1	11- 0				
13- 2	1- 2	1- 0	HOME	1- 0	3- 0	7- 0				
7- 4	1- 1	0- 0	AWAY	3- 0	0- 0	3- 0				
1- 0	0- 0	0- 0	NEUTRAL	0- 0	0- 0	1- 0				
13- 0	0- 0	0- 0	NON-CONFERENCE	3- 0	1- 0	9- 0				
8- 0	0- 0	0- 0	HOME	1- 0	1- 0	6- 0				
4- 0	0- 0	0- 0	AWAY	2- 0	0- 0	2- 0				
1- 0	0- 0	0- 0	NEUTRAL	0- 0	0- 0	1- 0				
8- 6	2- 4	1- 1	CONFERENCE	1- 0	2- 1	2- 0				
5- 2	1- 2	1- 0	HOME	0- 0	2- 0	1- 0				
3- 4	1- 2	0- 1	AWAY	1- 0	0- 1	1- 0				
0- 0	0- 0	0- 0	NEUTRAL	0- 0	0- 0	0- 0				

RPI 1-25				RPI 26-50				Team's RPI: 27	RPI 51-100				RPI 101+			
RPI	S	Opponent	Score	RPI	S	Opponent	Score		RPI	S	Opponent	Score	RPI	S	Opponent	Score
2	A	South Carolina	58 83	31	A	Mississippi St.	42 52		56	A	Auburn	69 55	113	H	Wake Forest	94 81
13	A	Texas A&M	77 81	31	H	Mississippi St.	66 54		59	A	St. Mary's (CA)	95 78	123	H	LSU	52 46
20	A	Georgia	54 48						75	H	Charlotte	88 71	132	A	Arkansas	52 64
20	H	Georgia	50 65						90	A	Missouri St.	71 55	132	H	Arkansas	69 48
21	H	Florida	79 64										156	H	Alabama	63 52
24	H	Tennessee	55 71										158	N	Northeastern	69 56
													164	H	SIUE	75 46
													166	A	Ole Miss	60 46
													176	A	Colorado	79 75
													205	H	Southeast Mo. St.	74 32
													222	H	Texas St.	82 56
													241	H	Loyola Marymount	80 48
													282	H	Lamar	91 57
													287	A	Wichita St.	57 37
													342	H	Ark.-Pine Bluff	85 34
LAST 12 Division I GAMES:																
56	A	Auburn	69 55	123	H	LSU	52 46									
132	H	Arkansas	69 48	21	H	Florida	79 64									
156	H	Alabama	63 52	13	A	Texas A&M	77 81									
31	A	Mississippi St.	42 52	132	A	Arkansas	52 64									
20	H	Georgia	50 65	31	H	Mississippi St.	66 54									
166	A	Ole Miss	60 46	2	A	South Carolina	58 83									

Non-Div I Games:

Missouri

■ Loss,
 ■ Non-Conf, S Site,
 ■ Home
 ■ Away
 N Neutral

Average RPI Win:	212	WON-LOST	WINNING	LAST 10	STRENGTH OF	OPP. STRENGTH	TEAM	ADJ.	CONF.	ADJ CONF.
Average RPI Loss:	73	RECORD	PCT. RANK	GAMES	SCHEDULE	OF SCHEDULE	RPI	RPI	RPI	RPI
DIV. I ONLY	17- 9	86	8- 2	125	156	90	90	21	21	
DIV. I NON-CONF.	6- 5	146	0- 0	26	32	75	75	17	17	
TOTALS	RPI 1-25	RPI 26-50	W-L RECORDS	RPI 51-100	RPI 101-150	RPI 150+				
17- 9	0- 2	0- 1	OVERALL	0- 2	5- 4	12- 0				
6- 4	0- 1	0- 1	HOME	0- 0	2- 2	4- 0				
10- 3	0- 0	0- 0	AWAY	0- 1	3- 2	7- 0				
1- 2	0- 1	0- 0	NEUTRAL	0- 1	0- 0	1- 0				
6- 5	0- 2	0- 1	NON-CONFERENCE	0- 2	3- 0	3- 0				
2- 2	0- 1	0- 1	HOME	0- 0	1- 0	1- 0				
3- 1	0- 0	0- 0	AWAY	0- 1	2- 0	1- 0				
1- 2	0- 1	0- 0	NEUTRAL	0- 1	0- 0	1- 0				
11- 4	0- 0	0- 0	CONFERENCE	0- 0	2- 4	9- 0				
4- 2	0- 0	0- 0	HOME	0- 0	1- 2	3- 0				
7- 2	0- 0	0- 0	AWAY	0- 0	1- 2	6- 0				
0- 0	0- 0	0- 0	NEUTRAL	0- 0	0- 0	0- 0				

RPI 1-25			RPI 26-50			RPI 51-100			Team's RPI: 90	RPI 101+		
RPI	S	Opponent	Score	RPI	S	Opponent	Score	RPI	S	Opponent	Score	
10	N	Stanford	65 82	27	H	Missouri	55 71	70	A	Middle Tenn.	54 70	106 A UNI 78 75
19	H	Oklahoma St.	55 74					71	N	Maine	65 69	106 H UNI 60 65
										108 A Drake 72 95		108 H Drake 75 82
										125 A Little Rock 64 58		132 A Arkansas 69 54
										135 A Southern Ill. 61 69		135 H Southern Ill. 82 77
										147 H Oral Roberts 72 64		166 A Ole Miss 91 78
										171 N Marist 77 45		178 A Loyola Chicago 73 62
										178 H Loyola Chicago 91 81		184 H Eastern Ky. 87 63
										210 A Indiana St. 59 51		287 A Wichita St. 77 57
										304 A Bradley 55 44		304 H Bradley 59 56
										319 A Illinois St. 73 51		326 A Evansville 66 47
										326 H Evansville 77 70		
LAST 12 Division I GAMES:												
326	A	Evansville	66 47	287	A	Wichita St.	77 57					
135	A	Southern Ill.	61 69	135	H	Southern Ill.	82 77					
304	H	Bradley	59 56	326	H	Evansville	77 70					
178	H	Loyola Chicago	91 81	178	A	Loyola Chicago	73 62					
108	A	Drake	72 95	304	A	Bradley	55 44					
106	A	UNI	78 75	106	H	UNI	60 65					

Non-Div I Games: MidAmerica Naz. 88 61

Missouri St.

■ Loss,
 ■ Non-Conf,
 ■ S Site,
 ■ H Home
 ■ A Away
 N Neutral

Average RPI Win:	245	WON-LOST	WINNING	LAST 10	STRENGTH OF	OPP. STRENGTH	TEAM	ADJ.	CONF.	ADJ CONF.
Average RPI Loss:	193	RECORD	PCT. RANK	GAMES	SCHEDULE	OF SCHEDULE	RPI	RPI	RPI	RPI
DIV. I ONLY	11- 16	229	5- 5	261	275	251	251	23	23	
DIV. I NON-CONF.	2- 7	280	0- 0	313	317	329	329	23	23	
TOTALS	RPI 1-25	RPI 26-50	W-L RECORDS	RPI 51-100	RPI 101-150	RPI 150+				
11- 16	0- 0	0- 1	OVERALL	1- 2	0- 2	10- 11				
6- 6	0- 0	0- 0	HOME	1- 1	0- 1	5- 4				
5- 10	0- 0	0- 1	AWAY	0- 1	0- 1	5- 7				
0- 0	0- 0	0- 0	NEUTRAL	0- 0	0- 0	0- 0				
2- 7	0- 0	0- 1	NON-CONFERENCE	0- 1	0- 0	2- 5				
1- 3	0- 0	0- 0	HOME	0- 1	0- 0	1- 2				
1- 4	0- 0	0- 1	AWAY	0- 0	0- 0	1- 3				
0- 0	0- 0	0- 0	NEUTRAL	0- 0	0- 0	0- 0				
9- 9	0- 0	0- 0	CONFERENCE	1- 1	0- 2	8- 6				
5- 3	0- 0	0- 0	HOME	1- 0	0- 1	4- 2				
4- 6	0- 0	0- 0	AWAY	0- 1	0- 1	4- 4				
0- 0	0- 0	0- 0	NEUTRAL	0- 0	0- 0	0- 0				

RPI S	Opponent	Score	RPI S	Opponent	Score	RPI S	Opponent	Score	RPI S	Opponent	Score	Team's RPI: 251
37	A Princeton	70 81	91	H Eastern Mich.	68 78	121	A Iona	56 68				
			96	A Quinnipiac	58 85	121	H Iona	49 64				
			96	H Quinnipiac	63 60	171	A Marist	55 78				
						171	H Marist	60 52				
						199	A Fairfield	70 80				
						199	H Fairfield	60 68				
						211	A Canisius	81 71				
						211	H Canisius	79 75				
						215	A Lehigh	88 95				
						218	H Robert Morris	47 60				
						220	A Siena	54 64				
						220	H Siena	63 69				
						231	A Manhattan	57 56				
						231	H Manhattan	72 62				
						263	A Providence	59 71				
						275	H La Salle	50 65				
						284	A Rider	87 75				
						307	A Colgate	86 80				
						308	A Niagara	68 55				
						308	H Niagara	83 60				
						310	A Fairleigh Dickinson	75 81				
						334	H St. Francis Brooklyn	63 54				
						336	A Saint Peter's	62 67				
LAST 12 Division I GAMES:												
211	A Canisius	81 71	231	H Manhattan	72 62							
308	A Niagara	68 55	199	H Fairfield	60 68							
199	A Fairfield	70 80	96	A Quinnipiac	58 85							
231	A Manhattan	57 56	121	H Iona	49 64							
211	H Canisius	79 75	284	A Rider	87 75							
121	A Iona	56 68	171	A Marist	55 78							

Non-Div I Games:

Monmouth

■ Loss,
 ■ Non-Conf,
 ■ S Site,
 ■ H Home
 ■ A Away
 N Neutral

Average RPI Win: 240	WON-LOST	WINNING	LAST 10	STRENGTH OF	OPP. STRENGTH	TEAM	ADJ.	CONF.	ADJ CONF.
Average RPI Loss: 170	RECORD	PCT. RANK	GAMES	SCHEDULE	OF SCHEDULE	RPI	RPI	RPI	RPI
DIV. I ONLY	15- 9	100	6- 4	329	164	193	193	20	20
DIV. I NON-CONF.	6- 4	125	0- 0	278	200	199	199	22	22
TOTALS	RPI 1-25	RPI 26-50	W-L RECORDS	RPI 51-100	RPI 101-150	RPI 150+			
15- 9	0- 0	0- 1	OVERALL	1- 0	0- 2	14- 6			
11- 2	0- 0	0- 0	HOME	0- 0	0- 1	11- 1			
3- 7	0- 0	0- 1	AWAY	0- 0	0- 1	3- 5			
1- 0	0- 0	0- 0	NEUTRAL	1- 0	0- 0	0- 0			
6- 4	0- 0	0- 1	NON-CONFERENCE	1- 0	0- 0	5- 3			
5- 1	0- 0	0- 0	HOME	0- 0	0- 0	5- 1			
0- 3	0- 0	0- 1	AWAY	0- 0	0- 0	0- 2			
1- 0	0- 0	0- 0	NEUTRAL	1- 0	0- 0	0- 0			
9- 5	0- 0	0- 0	CONFERENCE	0- 0	0- 2	9- 3			
6- 1	0- 0	0- 0	HOME	0- 0	0- 1	6- 0			
3- 4	0- 0	0- 0	AWAY	0- 0	0- 1	3- 3			
0- 0	0- 0	0- 0	NEUTRAL	0- 0	0- 0	0- 0			

RPI S	Opponent	Score	RPI S	Opponent	Score	RPI S	Opponent	Score	RPI S	Opponent	Score	Team's RPI: 193
44	A Colorado St.	43 75	81	N Drexel	58 50	115	H North Dakota	59 61	137	A Idaho	61 78	
						155	H Pacific	64 54	159	A Montana St.	52 61	
						159	H Montana St.	70 66	169	A Sacramento St.	75 83	
						169	H Sacramento St.	90 83	175	H Northern Colo.	58 46	
						189	H Fla. Atlantic	83 69	201	A Eastern Wash.	65 67	
						204	H Utah St.	86 70	215	A Lehigh	53 80	
						236	A Wyoming	61 68	257	H Seattle	44 58	
						276	A Northern Ariz.	61 57	276	H Northern Ariz.	81 58	
						286	H Portland	90 67	315	A Portland St.	79 58	
						315	H Portland St.	76 57	328	A Southern Utah	81 50	
						328	H Southern Utah	66 60	338	H Cal St. Fullerton	86 51	
LAST 12 Division I GAMES:												
159	H Montana St.	70 66	201	A Eastern Wash.	65 67	137	A Idaho	61 78	115	H North Dakota	59 61	
276	A Northern Ariz.	61 57	175	H Northern Colo.	58 46	169	A Sacramento St.	75 83	315	A Portland St.	79 58	
328	A Southern Utah	81 50	159	A Montana St.	52 61							
315	H Portland St.	76 57										
169	H Sacramento St.	90 83										
159	A Montana St.	52 61										

Non-Div I Games: Mont. St.-Northern 80 32

Montana

Average RPI Win:	254	WON-LOST	WINNING	LAST 10	STRENGTH OF	OPP. STRENGTH	TEAM	ADJ.	CONF.	ADJ CONF.
Average RPI Loss:	168	RECORD	PCT. RANK	GAMES	SCHEDULE	OF SCHEDULE	RPI	RPI	RPI	RPI
DIV. I ONLY	17- 6	56	8- 2	346	159	159	159	20	20	
DIV. I NON-CONF.	5- 4	138	0- 0	344	235	250	250	22	22	
TOTALS	RPI 1-25	RPI 26-50	W-L RECORDS	RPI 51-100	RPI 101-150	RPI 150+				
17- 6	0- 0	0- 0	OVERALL	0- 1	2- 1	15- 4				
9- 1	0- 0	0- 0	HOME	0- 1	1- 0	8- 0				
7- 5	0- 0	0- 0	AWAY	0- 0	1- 1	6- 4				
1- 0	0- 0	0- 0	NEUTRAL	0- 0	0- 0	1- 0				
5- 4	0- 0	0- 0	NON-CONFERENCE	0- 1	0- 1	5- 2				
2- 1	0- 0	0- 0	HOME	0- 1	0- 0	2- 0				
2- 3	0- 0	0- 0	AWAY	0- 0	0- 1	2- 2				
1- 0	0- 0	0- 0	NEUTRAL	0- 0	0- 0	1- 0				
12- 2	0- 0	0- 0	CONFERENCE	0- 0	2- 0	10- 2				
7- 0	0- 0	0- 0	HOME	0- 0	1- 0	6- 0				
5- 2	0- 0	0- 0	AWAY	0- 0	1- 0	4- 2				
0- 0	0- 0	0- 0	NEUTRAL	0- 0	0- 0	0- 0				

RPI 1-25			RPI 26-50			RPI 51-100			RPI 101+			Team's RPI: 159				
RPI	S	Opponent	Score	RPI	S	Opponent	Score	RPI	S	Opponent	Score	RPI	S	Opponent	Score	
								77	H	San Diego	49	62				
												107	A	Gonzaga	52	65
												115	H	North Dakota	69	61
												137	A	Idaho	62	59
												169	A	Sacramento St.	80	79
												169	H	Sacramento St.	116	99
												175	H	Northern Colo.	66	58
												193	A	Montana	66	70
												193	H	Montana	61	52
												194	A	Cal Poly	57	66
												201	A	Eastern Wash.	69	81
												236	A	Wyoming	69	75
												257	A	Seattle	80	51
												276	A	Northern Ariz.	83	72
												276	H	Northern Ariz.	86	77
												286	H	Portland	86	57
												315	A	Portland St.	106	59
												315	H	Portland St.	74	64
												323	A	Nevada	66	53
												326	N	Evansville	81	55
												328	A	Southern Utah	87	66
												328	H	Southern Utah	86	59
												338	H	Cal St. Fullerton	89	66
LAST 12 Division I GAMES:																
				193	A	Montana	66	70				137	A	Idaho	62	59
				328	A	Southern Utah	87	66				201	A	Eastern Wash.	69	81
				276	A	Northern Ariz.	83	72				175	H	Northern Colo.	66	58
				169	H	Sacramento St.	116	99				115	H	North Dakota	69	61
				315	H	Portland St.	74	64				315	A	Portland St.	106	59
				193	H	Montana	61	52				169	A	Sacramento St.	80	79

Non-Div I Games: Montana Western 74 36 Carroll (MT) 74 34

Montana St.

Loss, Non-Conf, S Site, H Home A Away N Neutral

Average RPI Win:	305	WON-LOST	WINNING	LAST 10	STRENGTH OF	OPP. STRENGTH	TEAM	ADJ.	CONF.	ADJ CONF.
Average RPI Loss:	185	RECORD	PCT. RANK	GAMES	SCHEDULE	OF SCHEDULE	RPI	RPI	RPI	RPI
DIV. I ONLY	7- 19	285	3- 7	295	276	306	306	24	24	
DIV. I NON-CONF.	4- 8	234	0- 0	293	304	274	274	24	24	
TOTALS	RPI 1-25	RPI 26-50	W-L RECORDS	RPI 51-100	RPI 101-150	RPI 150+				
7- 19	0- 1	0- 1	OVERALL	0- 3	0- 1	7- 13				
4- 7	0- 0	0- 0	HOME	0- 2	0- 0	4- 5				
3- 12	0- 0	0- 0	AWAY	0- 0	0- 0	3- 0				
0- 0	0- 0	0- 0	NEUTRAL	0- 0	0- 0	0- 0				
4- 8	0- 1	0- 1	NON-CONFERENCE	0- 0	0- 1	4- 5				
2- 2	0- 0	0- 0	HOME	0- 0	0- 0	2- 2				
2- 6	0- 1	0- 1	AWAY	0- 0	0- 1	2- 3				
0- 0	0- 0	0- 0	NEUTRAL	0- 0	0- 0	0- 0				
3- 11	0- 0	0- 0	CONFERENCE	0- 3	0- 0	3- 8				
2- 5	0- 0	0- 0	HOME	0- 2	0- 0	2- 3				
1- 6	0- 0	0- 0	AWAY	0- 1	0- 0	1- 5				
0- 0	0- 0	0- 0	NEUTRAL	0- 0	0- 0	0- 0				

RPI 1-25				RPI 26-50				RPI 51-100				RPI 101+ Team's RPI: 306			
RPI	S	Opponent	Score	RPI	S	Opponent	Score	RPI	S	Opponent	Score	RPI	S	Opponent	Score
14	A	Kentucky	57 112	38	A	West Virginia	56 94	87	H	UT Martin	67 85	135	A	Southern Ill.	69 102
								100	A	Belmont	71 99	152	H	Marshall	101 104
								100	H	Belmont	74 89	164	A	SIUE	81 90
												184	A	Eastern Ky.	93 100
												184	H	Eastern Ky.	77 89
												202	H	USC Upstate	72 86
												205	H	Southeast Mo. St.	79 89
												260	A	UC Santa Barbara	78 93
												262	A	Tennessee St.	76 78
												264	A	Georgia St.	99 90
												266	A	Miami (OH)	57 59
												270	H	Austin Peay	75 96
												271	A	Murray St.	79 83
												274	A	Tennessee Tech	69 77
												274	H	Tennessee Tech	75 71
												290	H	Jacksonville St.	67 63
												293	H	Kennesaw St.	83 77
												331	A	Lipscomb	92 77
												339	A	Eastern Ill.	85 77
												340	A	Chicago St.	71 75
												346	H	Alabama A&M	112 69
LAST 12 Division I GAMES:															
184	H	Eastern Ky.	77 89	274	H	Tennessee Tech	75 71								
274	A	Tennessee Tech	69 77	290	H	Jacksonville St.	67 63								
100	H	Belmont	74 89	270	H	Austin Peay	75 96								
262	A	Tennessee St.	76 78	339	A	Eastern Ill.	85 77								
100	A	Belmont	71 99	164	A	SIUE	81 90								
184	A	Eastern Ky.	93 100	87	H	UT Martin	67 85								

Non-Div I Games: Ky. Christian 121 91 Mt. St. Joseph 117 53

Morehead St.

■ Loss,
 ■ Non-Conf, S Site,
 ■ Home
 ■ Away
 N Neutral

Average RPI Win:	292	WON-LOST	WINNING	LAST 10	STRENGTH OF	OPP. STRENGTH	TEAM	ADJ.	CONF.	ADJ CONF.
Average RPI Loss:	161	RECORD	PCT. RANK	GAMES	SCHEDULE	OF SCHEDULE	RPI	RPI	RPI	RPI
DIV. I ONLY	11- 14	214	7- 3	244	326	244	244	31	31	
DIV. I NON-CONF.	1- 10	330	0- 0	24	266	254	254	30	30	
TOTALS	RPI 1-25	RPI 26-50	W-L RECORDS	RPI 51-100	RPI 101-150	RPI 150+				
11- 14	0- 1	0- 2	OVERALL	1- 0	0- 4	10- 7				
6- 4	0- 0	0- 0	HOME	1- 0	0- 1	5- 3				
5- 8	0- 0	0- 0	AWAY	0- 0	0- 0	5- 1				
0- 2	0- 0	0- 1	NEUTRAL	0- 0	0- 0	0- 1				
1- 10	0- 1	0- 2	NON-CONFERENCE	1- 0	0- 2	0- 5				
1- 2	0- 0	0- 0	HOME	1- 0	0- 0	0- 2				
0- 6	0- 1	0- 1	AWAY	0- 0	0- 2	0- 2				
0- 2	0- 0	0- 1	NEUTRAL	0- 0	0- 0	0- 1				
10- 4	0- 0	0- 0	CONFERENCE	0- 0	0- 2	10- 2				
5- 2	0- 0	0- 0	HOME	0- 0	0- 1	5- 1				
5- 2	0- 0	0- 0	AWAY	0- 0	0- 1	5- 1				
0- 0	0- 0	0- 0	NEUTRAL	0- 0	0- 0	0- 0				

RPI 1-25				RPI 26-50				RPI 51-100				RPI 101+ Team's RPI: 244			
RPI	S	Opponent	Score	RPI	S	Opponent	Score	RPI	S	Opponent	Score	RPI	S	Opponent	Score
16	A	Syracuse	61 90	40	A	James Madison	31 92	89	H	Bucknell	64 50	117	A	Virginia Tech	33 73
				44	N	Colorado St.	36 54					144	A	Stony Brook	42 46
												150	A	Hampton	47 60
												150	H	Hampton	51 65
												157	H	UMBC	46 65
												203	A	Brown	45 72
												218	A	Robert Morris	44 76
												220	N	Siena	46 69
												235	H	N.C. A&T	55 65
												254	H	Coppin St.	72 51
												255	A	Bethune-Cookman	48 63
												283	A	UMES	77 69
												293	A	Savannah St.	66 60
												295	A	Florida A&M	67 62
												298	A	South Carolina St.	62 56
												303	H	UMKC	50 59
												329	H	Delaware St.	56 49
												333	H	Howard	78 66
												347	A	Norfolk St.	59 56
												347	H	Norfolk St.	67 58
												349	H	N.C. Central	66 55
LAST 12 Division I GAMES:															
235	H	N.C. A&T	55 65	254	H	Coppin St.	72 51								
349	H	N.C. Central	66 55	333	H	Howard	78 66								
150	A	Hampton	47 60	255	A	Bethune-Cookman	48 63								
347	A	Norfolk St.	59 56	295	A	Florida A&M	67 62								
298	A	South Carolina St.	62 56	283	A	UMES	77 69								
293	A	Savannah St.	66 60	329	H	Delaware St.	56 49								

Non-Div I Games: Washington Adventis74 36

Morgan St.

■ Loss,
 ■ Non-Conf,
 ■ S Site,
 ■ Home
 ■ A Away
 N Neutral

Average RPI Win: 314		WON-LOST	WINNING	LAST 10	STRENGTH OF	OPP. STRENGTH	TEAM	ADJ.	CONF.	ADJ CONF.
Average RPI Loss: 241		RECORD	PCT. RANK	GAMES	SCHEDULE	OF SCHEDULE	RPI	RPI	RPI	RPI
DIV. I ONLY		8- 19	278	4- 6	335	349	330	330	30	30
DIV. I NON-CONF.		2- 9	296	0- 0	311	337	326	326	32	32
TOTALS	RPI 1-25	RPI 26-50		W-L RECORDS		RPI 51-100	RPI 101-150	RPI 150+		
8- 19	0- 0	0- 0		OVERALL		0- 1	0- 2	8- 16		
4- 8	0- 0	0- 0		HOME		0- 0	0- 0	4- 8		
4- 11	0- 0	0- 0		AWAY		0- 0	0- 0	4- 3		
0- 0	0- 0	0- 0		NEUTRAL		0- 0	0- 0	0- 0		
2- 9	0- 0	0- 0		NON-CONFERENCE		0- 1	0- 2	2- 6		
0- 4	0- 0	0- 0		HOME		0- 0	0- 0	0- 4		
2- 5	0- 0	0- 0		AWAY		0- 1	0- 2	2- 2		
0- 0	0- 0	0- 0		NEUTRAL		0- 0	0- 0	0- 0		
6- 10	0- 0	0- 0		CONFERENCE		0- 0	0- 0	6- 10		
4- 4	0- 0	0- 0		HOME		0- 0	0- 0	4- 4		
2- 6	0- 0	0- 0		AWAY		0- 0	0- 0	2- 6		
0- 0	0- 0	0- 0		NEUTRAL		0- 0	0- 0	0- 0		

[illegible]

Non-Div I Games:

Mt. St. Mary's

■ Loss, ■ Non-Conf, S Site, H Home A Away N Neutral

Average RPI Win:	285	WON-LOST	WINNING	LAST 10	STRENGTH OF	OPP. STRENGTH	TEAM	ADJ.	CONF.	ADJ CONF.
Average RPI Loss:	182	RECORD	PCT. RANK	GAMES	SCHEDULE	OF SCHEDULE	RPI	RPI	RPI	RPI
DIV. I ONLY	9- 15	244	5- 5	297	288	271	271	24	24	
DIV. I NON-CONF.	2- 7	280	0- 0	236	334	266	266	24	24	
TOTALS	RPI 1-25	RPI 26-50	W-L RECORDS	RPI 51-100	RPI 101-150	RPI 150+				
9- 15	0- 1	0- 0	OVERALL	0- 2	0- 4	9- 8				
5- 4	0- 0	0- 0	HOME	0- 0	0- 2	5- 2				
4- 11	0- 1	0- 0	AWAY	0- 2	0- 2	4- 6				
0- 0	0- 0	0- 0	NEUTRAL	0- 0	0- 0	0- 0				
2- 7	0- 1	0- 0	NON-CONFERENCE	0- 0	0- 4	2- 2				
0- 2	0- 0	0- 0	HOME	0- 0	0- 2	0- 0				
2- 5	0- 1	0- 0	AWAY	0- 0	0- 2	2- 2				
0- 0	0- 0	0- 0	NEUTRAL	0- 0	0- 0	0- 0				
7- 8	0- 0	0- 0	CONFERENCE	0- 2	0- 0	7- 6				
5- 2	0- 0	0- 0	HOME	0- 0	0- 0	5- 2				
2- 6	0- 0	0- 0	AWAY	0- 2	0- 0	2- 4				
0- 0	0- 0	0- 0	NEUTRAL	0- 0	0- 0	0- 0				

RPI 1-25			RPI 26-50			RPI 51-100			RPI 101+			Team's RPI: 271
RPI	S	Opponent	Score	RPI	S	Opponent	Score	RPI	S	Opponent	Score	
17	A	Florida St.	59 101					87	A	UT Martin	62 92	109 A Central Ark. 40 50
								100	A	Belmont	61 87	109 H Central Ark. 51 61
												135 H Southern Ill. 57 70
												141 A Jacksonville 54 79
												164 A SIUE 79 76
												164 H SIUE 61 64
												184 A Eastern Ky. 60 72
												205 A Southeast Mo. St. 59 96
												205 H Southeast Mo. St. 80 61
												262 A Tennessee St. 58 69
												270 A Austin Peay 72 81
												270 H Austin Peay 75 72
												274 H Tennessee Tech 56 50
												290 H Jacksonville St. 71 74
												306 H Morehead St. 83 79
												319 A Illinois St. 76 81
												326 A Evansville 73 54
												331 A Lipscomb 85 93
												339 A Eastern Ill. 74 71
												339 H Eastern Ill. 66 56
												346 A Alabama A&M 76 59
LAST 12 Division I GAMES:												
270	A	Austin Peay	72 81	87	A	UT Martin	62 92					
339	A	Eastern Ill.	74 71	339	H	Eastern Ill.	66 56					
205	H	Southeast Mo. St.	80 61	164	H	SIUE	61 64					
164	A	SIUE	79 76	184	A	Eastern Ky.	60 72					
270	H	Austin Peay	75 72	262	A	Tennessee St.	58 69					
205	A	Southeast Mo. St.	59 96	100	A	Belmont	61 87					

Non-Div I Games: Blue Mountain 89 64 Oakland City 91 75

Murray St.

Loss, Non-Conf, S Site, H Home A Away N Neutral

Average RPI Win:	307	WON-LOST	WINNING	LAST 10	STRENGTH OF	OPP. STRENGTH	TEAM	ADJ.	CONF.	ADJ CONF.
Average RPI Loss:	167	RECORD	PCT. RANK	GAMES	SCHEDULE	OF SCHEDULE	RPI	RPI	RPI	RPI
DIV. I ONLY	12- 10	143	8- 2	312	318	235	235	31	31	
DIV. I NON-CONF.	2- 7	280	0- 0	148	154	248	248	30	30	
TOTALS	RPI 1-25	RPI 26-50	W-L RECORDS	RPI 51-100	RPI 101-150	RPI 150+				
12- 10	0- 2	0- 0	OVERALL	0- 2	0- 1	12- 5				
5- 4	0- 0	0- 0	HOME	0- 2	0- 1	5- 1				
5- 5	0- 1	0- 0	AWAY	0- 0	0- 0	5- 4				
2- 1	0- 1	0- 0	NEUTRAL	0- 0	0- 0	2- 0				
2- 7	0- 2	0- 0	NON-CONFERENCE	0- 2	0- 0	2- 3				
0- 2	0- 0	0- 0	HOME	0- 2	0- 0	0- 0				
0- 4	0- 1	0- 0	AWAY	0- 0	0- 0	0- 3				
2- 1	0- 1	0- 0	NEUTRAL	0- 0	0- 0	2- 0				
10- 3	0- 0	0- 0	CONFERENCE	0- 0	0- 1	10- 2				
5- 2	0- 0	0- 0	HOME	0- 0	0- 1	5- 1				
5- 1	0- 0	0- 0	AWAY	0- 0	0- 0	5- 1				
0- 0	0- 0	0- 0	NEUTRAL	0- 0	0- 0	0- 0				

RPI 1-25				RPI 26-50				RPI 51-100				RPI 101+ Team's RPI: 235			
RPI	S	Opponent	Score	RPI	S	Opponent	Score	RPI	S	Opponent	Score	RPI	S	Opponent	Score
5	A	Ohio St.	56 89					68	H	FGCU	36 60	150	H	Hampton	52 55
18	N	Duquesne	67 81					80	H	VCU	49 64	232	A	Navy	48 52
												244	A	Morgan St.	65 55
												254	A	Coppin St.	59 65
												255	H	Bethune-Cookman	68 55
												283	H	UMES	50 56
												287	A	Wichita St.	53 55
												291	A	Campbell	55 56
												293	A	Savannah St.	69 59
												293	H	Savannah St.	60 31
												295	H	Florida A&M	80 51
												298	A	South Carolina St.	57 54
												314	N	North Dakota St.	72 64
												328	N	Southern Utah	78 65
												329	A	Delaware St.	84 64
												333	H	Howard	88 70
												347	H	Norfolk St.	64 53
												349	A	N.C. Central	76 54
LAST 12 Division I GAMES:															
244	A	Morgan St.	65 55	254	A	Coppin St.	59 65								
255	H	Bethune-Cookman	68 55	347	H	Norfolk St.	64 53								
295	H	Florida A&M	80 51	150	H	Hampton	52 55								
349	A	N.C. Central	76 54	298	A	South Carolina St.	57 54								
293	H	Savannah St.	60 31	293	A	Savannah St.	69 59								
329	A	Delaware St.	84 64	80	H	VCU	49 64								

Non-Div I Games: Pfeiffer 74 55 North Greenville 64 37

N.C. A&T

■ Loss,
 ■ Non-Conf, S Site,
 ■ Home
 ■ Away
 N Neutral

N.C. Central

Through Games Of Feb. 23, 2016

Average RPI Win:	286	WON-LOST	WINNING	LAST 10	STRENGTH OF	OPP. STRENGTH	TEAM	ADJ.	CONF.	ADJ CONF.
Average RPI Loss:	255	RECORD	PCT. RANK	GAMES	SCHEDULE	OF SCHEDULE	RPI	RPI	RPI	RPI
DIV. I ONLY	3- 20	335	1- 8	343	348	349	349	31	31	
DIV. I NON-CONF.	1- 9	325	0- 0	320	331	348	348	30	30	
TOTALS	RPI 1-25	RPI 26-50	W-L RECORDS	RPI 51-100	RPI 101-150	RPI 150+				
3- 20	0- 0	0- 0	OVERALL	0- 2	0- 1	3- 17				
3- 6	0- 0	0- 0	HOME	0- 0	0- 1	3- 5				
0- 14	0- 0	0- 0	AWAY	0- 2	0- 0	0- 12				
0- 0	0- 0	0- 0	NEUTRAL	0- 0	0- 0	0- 0				
1- 9	0- 0	0- 0	NON-CONFERENCE	0- 2	0- 0	1- 7				
1- 1	0- 0	0- 0	HOME	0- 0	0- 0	1- 1				
0- 8	0- 0	0- 0	AWAY	0- 2	0- 0	0- 6				
0- 0	0- 0	0- 0	NEUTRAL	0- 0	0- 0	0- 0				
2- 11	0- 0	0- 0	CONFERENCE	0- 0	0- 1	2- 10				
2- 5	0- 0	0- 0	HOME	0- 0	0- 1	2- 4				
0- 6	0- 0	0- 0	AWAY	0- 0	0- 0	0- 6				
0- 0	0- 0	0- 0	NEUTRAL	0- 0	0- 0	0- 0				

RPI S	Opponent	Score	RPI S	Opponent	Score	RPI S	Opponent	Score	RPI S	Opponent	Score	Team's RPI: 349
						75	A Charlotte	52 67	150	H Hampton	42 76	
						82	A Nebraska	47 88	202	A USC Upstate	46 68	
									225	A Presbyterian	50 60	
									227	H Furman	66 61	
									235	H N.C. A&T	54 76	
									244	A Morgan St.	55 66	
									254	A Coppin St.	46 63	
									255	H Bethune-Cookman	46 63	
									283	H UMES	49 46	
									291	H Campbell	48 57	
									293	A Savannah St.	39 57	
									295	A Florida A&M	45 55	
									295	H Florida A&M	54 69	
									298	A South Carolina St.	51 58	
									299	A UNCG	56 103	
									305	A Wofford	37 60	
									318	A Winthrop	39 62	
									320	A Longwood	49 60	
									329	A Delaware St.	56 66	
									333	H Howard	61 68	
									347	H Norfolk St.	63 62	
LAST 12 Division I GAMES:												
244	A	Morgan St.	55	66	329	A	Delaware St.	56	66			
254	A	Coppin St.	46	63	150	H	Hampton	42	76			
295	H	Florida A&M	54	69	347	H	Norfolk St.	63	62			
255	H	Bethune-Cookman	46	63	293	A	Savannah St.	39	57			
235	H	N.C. A&T	54	76	298	A	South Carolina St.	51	58			
295	A	Florida A&M	45	55	227	H	Furman	66	61			

Non-Div I Games: Johnson & Wales (NC68 58

N.C. Central

Loss, Non-Conf, S Site, H Home A Away N Neutral

Average RPI Win:	328	WON-LOST	WINNING	LAST 10	STRENGTH OF	OPP. STRENGTH	TEAM	ADJ.	CONF.	ADJ CONF.
Average RPI Loss:	210	RECORD	PCT. RANK	GAMES	SCHEDULE	OF SCHEDULE	RPI	RPI	RPI	RPI
DIV. I ONLY	2- 24	346	1- 9	285	314	344	344	29	29	
DIV. I NON-CONF.	1- 12	337	0- 0	270	332	339	339	28	28	
TOTALS	RPI 1-25	RPI 26-50	W-L RECORDS	RPI 51-100	RPI 101-150	RPI 150+				
2- 24	0- 0	0- 0	OVERALL	0- 5	0- 2	2- 17				
1- 12	0- 0	0- 0	HOME	0- 2	0- 1	1- 9				
1- 12	0- 0	0- 0	AWAY	0- 3	0- 1	1- 8				
0- 0	0- 0	0- 0	NEUTRAL	0- 0	0- 0	0- 0				
1- 12	0- 0	0- 0	NON-CONFERENCE	0- 3	0- 0	1- 9				
0- 6	0- 0	0- 0	HOME	0- 1	0- 0	0- 5				
1- 6	0- 0	0- 0	AWAY	0- 2	0- 0	1- 4				
0- 0	0- 0	0- 0	NEUTRAL	0- 0	0- 0	0- 0				
1- 12	0- 0	0- 0	CONFERENCE	0- 2	0- 2	1- 8				
1- 6	0- 0	0- 0	HOME	0- 1	0- 1	1- 4				
0- 6	0- 0	0- 0	AWAY	0- 1	0- 1	0- 4				
0- 0	0- 0	0- 0	NEUTRAL	0- 0	0- 0	0- 0				

RPI S	Opponent	Score	RPI S	Opponent	Score	RPI S	Opponent	Score	RPI S	Opponent	Score	Team's RPI: 344
						66	H Army West Point	35 71	141	A Jacksonville	37 68	
						68	A FGCU	37 70	141	H Jacksonville	36 65	
						68	H FGCU	32 53	152	A Marshall	50 63	
						79	A Minnesota	50 83	190	A Stetson	55 60	
						92	A Virginia	54 81	190	H Stetson	56 74	
									202	H USC Upstate	41 58	
									203	H Brown	49 74	
									215	H Lehigh	47 75	
									226	H Dartmouth	39 46	
									234	A Columbia	52 72	
									246	A Binghamton	50 54	
									293	A Kennesaw St.	48 64	
									293	H Kennesaw St.	77 82	
									296	H Vermont	46 54	
									314	H North Dakota St.	59 64	
									325	A LIU Brooklyn	53 44	
									327	A North Florida	49 72	
									327	H North Florida	51 68	
									331	A Lipscomb	49 63	
									331	H Lipscomb	61 51	
									341	A Wagner	53 76	
LAST 12 Division I GAMES:												
327	A North Florida	49 72	331	H Lipscomb	61 51							
141	A Jacksonville	37 68	293	A Kennesaw St.	48 64							
190	H Stetson	56 74	141	H Jacksonville	36 65							
68	H FGCU	32 53	327	H North Florida	51 68							
331	A Lipscomb	49 63	68	A FGCU	37 70							
293	H Kennesaw St.	77 82	190	A Stetson	55 60							

Non-Div I Games: St. Joseph (VT) 71 50 St. Joseph's (Brkln) 78 41

NJIT

Loss, Non-Conf, S Site, H Home A Away N Neutral

Average RPI Win: 272	WON-LOST	WINNING	LAST 10	STRENGTH OF	OPP. STRENGTH	TEAM	ADJ.	CONF.	ADJ CONF.
Average RPI Loss: 164	RECORD	PCT. RANK	GAMES	SCHEDULE	OF SCHEDULE	RPI	RPI	RPI	RPI
DIV. I ONLY	13- 12	157	6- 4	251	312	232	232	27	27
DIV. I NON-CONF.	5- 5	160	0- 0	219	267	209	209	27	27
TOTALS	RPI 1-25	RPI 26-50	W-L RECORDS	RPI 51-100	RPI 101-150	RPI 150+			
13- 12	0- 0	0- 2	OVERALL	1- 4	0- 0	12- 6			
9- 5	0- 0	0- 1	HOME	1- 2	0- 0	8- 2			
4- 6	0- 0	0- 1	AWAY	0- 1	0- 0	4- 4			
0- 1	0- 0	0- 0	NEUTRAL	0- 1	0- 0	0- 0			
5- 5	0- 0	0- 2	NON-CONFERENCE	1- 1	0- 0	4- 2			
4- 2	0- 0	0- 1	HOME	1- 0	0- 0	3- 1			
1- 3	0- 0	0- 1	AWAY	0- 1	0- 0	1- 1			
0- 0	0- 0	0- 0	NEUTRAL	0- 0	0- 0	0- 0			
8- 7	0- 0	0- 0	CONFERENCE	0- 3	0- 0	8- 4			
5- 3	0- 0	0- 0	HOME	0- 2	0- 0	5- 1			
3- 3	0- 0	0- 0	AWAY	0- 0	0- 0	3- 3			
0- 1	0- 0	0- 0	NEUTRAL	0- 1	0- 0	0- 0			

RPI S	Opponent	Score	RPI S	Opponent	Score	RPI S	Opponent	Score	RPI S	Opponent	Score	Team's RPI: 232
30	A Penn	43 57	44	H Colorado St.	73 82	66	H Army West Point	34 49	215	A Lehigh	62 54	
						66	N Army West Point	38 75	215	H Lehigh	48 51	
						74	A Hofstra	63 65	217	A Kansas	54 61	
						89	H Bucknell	41 51	220	H Siena	59 58	
						97	H Elon	73 70	235	H N.C. A&T	52 48	
									239	A Holy Cross	49 57	
									239	H Holy Cross	50 49	
									252	A Loyola Maryland	38 51	
									252	H Loyola Maryland	45 38	
									307	A Colgate	62 58	
									307	H Colgate	51 41	
									322	A Lafayette	65 58	
									322	H Lafayette	64 48	
									325	H LIU Brooklyn	66 68	
									336	A Saint Peter's	50 39	
									343	H Air Force	64 46	
									345	A Boston U.	49 51	
									345	H Boston U.	67 56	
LAST 12 Division I GAMES:												
66	H Army West Point	34 49	239	H Holy Cross	50 49							
215	A Lehigh	62 54	66	N Army West Point	38 75							
322	H Lafayette	64 48	215	H Lehigh	48 51							
252	H Loyola Maryland	45 38	322	A Lafayette	65 58							
307	A Colgate	62 58	252	A Loyola Maryland	38 51							
345	A Boston U.	49 51	307	H Colgate	51 41							

Non-Div I Games: Johns Hopkins 77 45

Navy

Nebraska

Through Games Of Feb. 23, 2016

Average RPI Win:	164	WON-LOST	WINNING	LAST 10	STRENGTH OF	OPP. STRENGTH	TEAM	ADJ.	CONF.	ADJ CONF.
Average RPI Loss:	52	RECORD	PCT. RANK	GAMES	SCHEDULE	OF SCHEDULE	RPI	RPI	RPI	RPI
DIV. I ONLY	17- 10	94	5- 5	105	29	82	82	5	5	
DIV. I NON-CONF.	9- 2	37	0- 0	263	140	101	101	4	4	
TOTALS	RPI 1-25	RPI 26-50	W-L RECORDS	RPI 51-100	RPI 101-150	RPI 150+				
17- 10	1- 3	2- 1	OVERALL	3- 5	3- 1	8- 0				
14- 2	1- 0	2- 0	HOME	1- 2	2- 0	8- 0				
3- 8	0- 3	0- 1	AWAY	2- 3	1- 1	0- 0				
0- 0	0- 0	0- 0	NEUTRAL	0- 0	0- 0	0- 0				
9- 2	0- 1	2- 0	NON-CONFERENCE	0- 1	1- 0	6- 0				
9- 0	0- 0	2- 0	HOME	0- 0	1- 0	6- 0				
0- 2	0- 1	0- 0	AWAY	0- 1	0- 0	0- 0				
0- 0	0- 0	0- 0	NEUTRAL	0- 0	0- 0	0- 0				
8- 8	1- 2	0- 1	CONFERENCE	3- 4	2- 1	2- 0				
5- 2	1- 0	0- 0	HOME	1- 2	1- 0	2- 0				
3- 6	0- 2	0- 1	AWAY	2- 2	1- 1	0- 0				
0- 0	0- 0	0- 0	NEUTRAL	0- 0	0- 0	0- 0				

RPI 1-25				RPI 26-50				RPI 51-100				RPI 101+			
RPI	S	Opponent	Score	RPI	S	Opponent	Score	RPI	S	Opponent	Score	RPI	S	Opponent	Score
4	A	UConn	46 88	41	H	Arkansas St.	79 71	53	A	Rutgers	56 66	114	A	Northwestern	62 85
5	A	Ohio St.	70 96	42	H	North Carolina St.	88 67	53	H	Rutgers	65 54	131	A	Penn St.	83 78
11	A	Maryland	50 89	46	A	Indiana	47 59	55	H	Iowa	68 74	131	H	Penn St.	87 69
23	H	Michigan St.	73 66					57	A	Purdue	62 61	140	H	Creighton	65 63
								57	H	Purdue	50 68	153	H	Illinois	73 57
								62	A	Michigan	93 81	162	H	Southern U.	89 38
								79	A	Minnesota	73 110	181	H	Wisconsin	75 62
								95	A	California	80 87	276	H	Northern Ariz.	90 67
												326	H	Evansville	85 40
												327	H	North Florida	91 46
												342	H	Ark.-Pine Bluff	96 46
												349	H	N.C. Central	88 47
LAST 12 Division I GAMES:															
57	H	Purdue	50 68	53	A	Rutgers	56 66								
5	A	Ohio St.	70 96	181	H	Wisconsin	75 62								
23	H	Michigan St.	73 66	62	A	Michigan	93 81								
79	A	Minnesota	73 110	57	A	Purdue	62 61								
46	A	Indiana	47 59	53	H	Rutgers	65 54								
131	H	Penn St.	87 69	131	A	Penn St.	83 78								

Non-Div I Games:

Nebraska

■ Loss,
■ Non-Conf, S Site,
■ Home
■ Away
N Neutral

Average RPI Win: 261	WON-LOST	WINNING	LAST 10	STRENGTH OF	OPP. STRENGTH	TEAM	ADJ.	CONF.	ADJ CONF.
Average RPI Loss: 174	RECORD	PCT. RANK	GAMES	SCHEDULE	OF SCHEDULE	RPI	RPI	RPI	RPI
DIV. I ONLY	4- 20	321	3- 7	221	234	323	323	19	19
DIV. I NON-CONF.	0- 10	338	0- 0	191	250	335	335	20	20
TOTALS	RPI 1-25	RPI 26-50	W-L RECORDS	RPI 51-100	RPI 101-150	RPI 150+			
4- 20	0- 0	0- 1	OVERALL	0- 3	0- 4	4- 12			
3- 10	0- 0	0- 1	HOME	0- 2	0- 2	3- 5			
1- 8	0- 0	0- 0	AWAY	0- 0	0- 2	1- 6			
0- 2	0- 0	0- 0	NEUTRAL	0- 1	0- 0	0- 1			
0- 10	0- 0	0- 0	NON-CONFERENCE	0- 3	0- 1	0- 6			
0- 5	0- 0	0- 0	HOME	0- 2	0- 1	0- 2			
0- 3	0- 0	0- 0	AWAY	0- 0	0- 0	0- 3			
0- 2	0- 0	0- 0	NEUTRAL	0- 1	0- 0	0- 1			
4- 10	0- 0	0- 1	CONFERENCE	0- 0	0- 3	4- 6			
3- 5	0- 0	0- 1	HOME	0- 0	0- 1	3- 3			
1- 5	0- 0	0- 0	AWAY	0- 0	0- 2	1- 3			
0- 0	0- 0	0- 0	NEUTRAL	0- 0	0- 0	0- 0			

RPI S	Opponent	Score	RPI S	Opponent	Score	RPI S	Opponent	Score	RPI S	Opponent	Score
			44 H	Colorado St.	37 64	70 H	Middle Tenn.	46 90	102 H	San Francisco	62 70
						73 N	Washington St.	57 70	133 A	Fresno St.	56 65
						77 H	San Diego	47 84	133 H	Fresno St.	59 67
									145 A	Boise St.	58 66
									155 A	Pacific	52 74
									159 H	Montana St.	53 66
									182 H	New Mexico	47 51
									198 H	San Jose St.	63 76
									204 H	Utah St.	66 79
									207 H	Utah Valley	65 73
									214 A	UNLV	59 65
									214 H	UNLV	71 65
									219 A	Ill.-Chicago	55 70
									236 A	Wyoming	53 68
									236 H	Wyoming	68 65
									241 N	Loyola Marymount	58 69
									249 A	San Diego St.	70 64
									337 A	UC Irvine	64 68
									343 A	Air Force	53 59
									343 H	Air Force	68 57
LAST 12 Division I GAMES:											
214 H	UNLV	71 65	249 A	San Diego St.	70 64						
198 H	San Jose St.	63 76	214 A	UNLV	59 65						
133 A	Fresno St.	56 65	236 H	Wyoming	68 65						
343 A	Air Force	53 59	145 A	Boise St.	58 66						
44 H	Colorado St.	37 64	343 H	Air Force	68 57						
204 H	Utah St.	66 79	133 H	Fresno St.	59 67						

Non-Div I Games: San Fran. St. 57 51

Nevada

New Hampshire

Through Games Of Feb. 23, 2016

Average RPI Win:	255	WON-LOST	WINNING	LAST 10	STRENGTH OF	OPP. STRENGTH	TEAM	ADJ.	CONF.	ADJ CONF.
Average RPI Loss:	147	RECORD	PCT. RANK	GAMES	SCHEDULE	OF SCHEDULE	RPI	RPI	RPI	RPI
DIV. I ONLY	10- 16	240	5- 5	189	228	238	238	15	15	
DIV. I NON-CONF.	5- 7	198	0- 0	237	257	217	217	18	18	
TOTALS	RPI 1-25	RPI 26-50	W-L RECORDS	RPI 51-100	RPI 101-150	RPI 150+				
10- 16	0- 0	0- 3	OVERALL	0- 2	1- 3	9- 8				
6- 6	0- 0	0- 2	HOME	0- 1	1- 0	5- 3				
4- 10	0- 0	0- 0	AWAY	0- 0	0- 1	4- 1				
0- 0	0- 0	0- 0	NEUTRAL	0- 0	0- 0	0- 0				
5- 7	0- 0	0- 1	NON-CONFERENCE	0- 0	0- 2	5- 4				
2- 3	0- 0	0- 1	HOME	0- 0	0- 0	2- 2				
3- 4	0- 0	0- 0	AWAY	0- 0	0- 2	3- 2				
0- 0	0- 0	0- 0	NEUTRAL	0- 0	0- 0	0- 0				
5- 9	0- 0	0- 2	CONFERENCE	0- 2	1- 1	4- 4				
4- 3	0- 0	0- 1	HOME	0- 1	1- 0	3- 1				
1- 6	0- 0	0- 1	AWAY	0- 1	0- 1	1- 3				
0- 0	0- 0	0- 0	NEUTRAL	0- 0	0- 0	0- 0				

RPI S	Opponent	Score	RPI S	Opponent	Score	RPI S	Opponent	Score	RPI S	Opponent	Score	Team's RPI: 238
30	H Penn	60 67	71	A Maine	55 59	118	A Boston College	51 71				
47	A Albany (NY)	48 85	71	H Maine	52 62	124	A North Carolina	60 65				
47	H Albany (NY)	52 78				144	A Stony Brook	54 63				
						144	H Stony Brook	49 46				
						157	H UMBC	55 65				
						158	H Northeastern	54 66				
						163	A Yale	46 63				
						213	A Sacred Heart	81 69				
						216	A Hartford	44 48				
						216	H Hartford	53 42				
						220	H Siena	53 57				
						226	A Dartmouth	61 57				
						231	H Manhattan	72 57				
						245	A Bryant	42 55				
						246	A Binghamton	50 51				
						246	H Binghamton	64 49				
						288	A Central Conn. St.	64 50				
						296	A Vermont	63 83				
						321	A UMass Lowell	63 55				
						321	H UMass Lowell	65 61				
						345	H Boston U.	69 52				
LAST 12 Division I GAMES:												
216	H Hartford	53 42	157	H UMBC	55 65							
321	A UMass Lowell	63 55	296	A Vermont	63 83							
144	H Stony Brook	49 46	216	A Hartford	44 48							
47	A Albany (NY)	48 85	321	H UMass Lowell	65 61							
71	A Maine	55 59	71	H Maine	52 62							
246	H Binghamton	64 49	144	A Stony Brook	54 63							

Non-Div I Games: Colby-Sawyer 72 41

New Hampshire

■ Loss,
 ■ Non-Conf,
 ■ S Site,
 ■ H Home
 ■ A Away
 N Neutral

Average RPI Win:	239	WON-LOST	WINNING	LAST 10	STRENGTH OF	OPP. STRENGTH	TEAM	ADJ.	CONF.	ADJ CONF.
Average RPI Loss:	146	RECORD	PCT. RANK	GAMES	SCHEDULE	OF SCHEDULE	RPI	RPI	RPI	RPI
DIV. I ONLY	14- 11	134	3- 3	234	209	182	182	19	19	
DIV. I NON-CONF.	7- 4	110	0- 1	76	231	104	104	20	20	
TOTALS	RPI 1-25	RPI 26-50	W-L RECORDS	RPI 51-100	RPI 101-150	RPI 150+				
14- 11	0- 2	0- 0	OVERALL	1- 2	1- 2	12- 5				
9- 5	0- 1	0- 0	HOME	0- 1	0- 2	9- 1				
5- 6	0- 1	0- 0	AWAY	1- 1	1- 0	3- 4				
0- 0	0- 0	0- 0	NEUTRAL	0- 0	0- 0	0- 0				
7- 4	0- 2	0- 0	NON-CONFERENCE	1- 2	0- 0	6- 0				
5- 2	0- 1	0- 0	HOME	0- 1	0- 0	5- 0				
2- 2	0- 1	0- 0	AWAY	1- 1	0- 0	1- 0				
0- 0	0- 0	0- 0	NEUTRAL	0- 0	0- 0	0- 0				
7- 7	0- 0	0- 0	CONFERENCE	0- 0	1- 2	6- 5				
4- 3	0- 0	0- 0	HOME	0- 0	0- 2	4- 1				
3- 4	0- 0	0- 0	AWAY	0- 0	1- 0	2- 4				
0- 0	0- 0	0- 0	NEUTRAL	0- 0	0- 0	0- 0				

RPI	S	Opponent	Score	RPI	S	Opponent	Score	RPI	S	Opponent	Score	RPI	S	Opponent	Score	Team's RPI: 182
18	H	Duquesne	69 78					79	A	Minnesota	72 53	133	H	Fresno St.	65 69	
25	A	UTEP	62 70					93	A	New Mexico St.	59 78	145	A	Boise St.	70 60	
								93	H	New Mexico St.	47 52	145	H	Boise St.	60 81	
												169	H	Sacramento St.	84 71	
												170	A	SMU	63 58	
												198	A	San Jose St.	58 59	
												198	H	San Jose St.	71 57	
												204	A	Utah St.	56 72	
												204	H	Utah St.	73 70	
												214	A	UNLV	48 57	
												214	H	UNLV	67 53	
												236	A	Wyoming	48 66	
												247	H	Houston Baptist	65 57	
												249	H	San Diego St.	46 51	
												267	H	Pepperdine	60 52	
												317	H	Nicholls St.	83 43	
												323	A	Nevada	51 47	
												328	H	Southern Utah	70 48	
												343	A	Air Force	63 33	
												343	H	Air Force	58 36	
LAST 12 Division I GAMES:																
18	H	Duquesne	69 78	214	A	UNLV	48 57									
343	H	Air Force	58 36	145	H	Boise St.	60 81									
145	A	Boise St.	70 60	343	A	Air Force	63 33									
198	A	San Jose St.	58 59	198	H	San Jose St.	71 57									
204	H	Utah St.	73 70	236	A	Wyoming	48 66									
249	H	San Diego St.	46 51	214	H	UNLV	67 53									

Non-Div I Games:

New Mexico

■ Loss,
 ■ Non-Conf, S Site,
 ■ Home
 ■ Away
 N Neutral

Average RPI Win:	245	WON-LOST	WINNING	LAST 10	STRENGTH OF	OPP. STRENGTH	TEAM	ADJ.	CONF.	ADJ CONF.
Average RPI Loss:	81	RECORD	PCT. RANK	GAMES	SCHEDULE	OF SCHEDULE	RPI	RPI	RPI	RPI
DIV. I ONLY	21- 3	14	10- 0	319	185	93	93	25	25	
DIV. I NON-CONF.	9- 3	69	0- 0	279	97	124	124	25	25	
TOTALS	RPI 1-25	RPI 26-50	W-L RECORDS	RPI 51-100	RPI 101-150	RPI 150+				
21- 3	0- 1	0- 0	OVERALL	0- 1	1- 1	20- 0				
10- 1	0- 1	0- 0	HOME	0- 0	1- 0	9- 0				
10- 1	0- 0	0- 0	AWAY	0- 0	0- 1	10- 0				
1- 1	0- 0	0- 0	NEUTRAL	0- 1	0- 0	1- 0				
9- 3	0- 1	0- 0	NON-CONFERENCE	0- 1	1- 1	8- 0				
5- 1	0- 1	0- 0	HOME	0- 0	1- 0	4- 0				
3- 1	0- 0	0- 0	AWAY	0- 0	0- 1	3- 0				
1- 1	0- 0	0- 0	NEUTRAL	0- 1	0- 0	1- 0				
12- 0	0- 0	0- 0	CONFERENCE	0- 0	0- 0	12- 0				
5- 0	0- 0	0- 0	HOME	0- 0	0- 0	5- 0				
7- 0	0- 0	0- 0	AWAY	0- 0	0- 0	7- 0				
0- 0	0- 0	0- 0	NEUTRAL	0- 0	0- 0	0- 0				

RPI 1-25				RPI 26-50				RPI 51-100 Team's RPI: 93				RPI 101+			
RPI	S	Opponent	Score	RPI	S	Opponent	Score	RPI	S	Opponent	Score	RPI	S	Opponent	Score
25	H	UTEP	65 71					84	N	Vanderbilt	45 71	128	H	Northwestern St.	65 54
												134	A	Arizona	64 68
												169	H	Sacramento St.	80 77
												182	A	New Mexico	52 47
												182	H	New Mexico	78 59
												198	A	San Jose St.	75 66
												207	A	Utah Valley	59 53
												207	H	Utah Valley	73 68
												208	A	UTRGV	68 57
												230	A	Grand Canyon	64 44
												230	H	Grand Canyon	60 58
												240	A	CSU Bakersfield	67 59
												240	H	CSU Bakersfield	86 63
												257	A	Seattle	66 56
												257	H	Seattle	69 54
												276	H	Northern Ariz.	87 53
												303	A	UMKC	68 62
												313	N	A&M-Corpus Christi	70 51
												314	A	North Dakota St.	79 69
												328	H	Southern Utah	74 60
												340	A	Chicago St.	70 60
												340	H	Chicago St.	76 63
LAST 12 Division I GAMES:															
257	A	Seattle	66 56	240	H	CSU Bakersfield	86 63								
240	A	CSU Bakersfield	67 59	257	H	Seattle	69 54								
340	H	Chicago St.	76 63	340	A	Chicago St.	70 60								
207	A	Utah Valley	59 53	303	A	UMKC	68 62								
230	A	Grand Canyon	64 44	230	H	Grand Canyon	60 58								
208	A	UTRGV	68 57	207	H	Utah Valley	73 68								

Non-Div I Games: Eastern N.M. 76 61 Western N.M. 68 39

New Mexico St.

Loss, Non-Conf, S Site, H Home A Away N Neutral

Average RPI Win:	294	WON-LOST	WINNING	LAST 10	STRENGTH OF	OPP. STRENGTH	TEAM	ADJ.	CONF.	ADJ CONF.
Average RPI Loss:	208	RECORD	PCT. RANK	GAMES	SCHEDULE	OF SCHEDULE	RPI	RPI	RPI	RPI
DIV. I ONLY	5- 16	302	2- 8	317	287	335	335	28	28	
DIV. I NON-CONF.	1- 6	311	0- 0	323	248	345	345	26	26	
TOTALS	RPI 1-25	RPI 26-50	W-L RECORDS	RPI 51-100	RPI 101-150	RPI 150+				
5- 16	0- 0	0- 0	OVERALL	0- 1	0- 4	5- 11				
4- 5	0- 0	0- 0	HOME	0- 0	0- 1	4- 4				
1- 10	0- 0	0- 0	AWAY	0- 0	0- 1	1- 1				
0- 1	0- 0	0- 0	NEUTRAL	0- 0	0- 0	0- 1				
1- 6	0- 0	0- 0	NON-CONFERENCE	0- 1	0- 1	1- 4				
1- 1	0- 0	0- 0	HOME	0- 0	0- 0	1- 1				
0- 4	0- 0	0- 0	AWAY	0- 1	0- 1	0- 2				
0- 1	0- 0	0- 0	NEUTRAL	0- 0	0- 0	0- 1				
4- 10	0- 0	0- 0	CONFERENCE	0- 0	0- 3	4- 7				
3- 4	0- 0	0- 0	HOME	0- 0	0- 1	3- 3				
1- 6	0- 0	0- 0	AWAY	0- 0	0- 2	1- 4				
0- 0	0- 0	0- 0	NEUTRAL	0- 0	0- 0	0- 0				

RPI S	Opponent	Score	RPI S	Opponent	Score	RPI S	Opponent	Score	RPI S	Opponent	Score	Team's RPI: 335
						86 A	TCU	36 85	109 A	Central Ark.	55 67	
									109 H	Central Ark.	44 59	
									128 A	Northwestern St.	53 70	
									132 A	Arkansas	41 73	
									161 A	McNeese St.	63 92	
									161 H	McNeese St.	74 77	
									166 A	Ole Miss	59 97	
									212 H	Stephen F. Austin	58 57	
									237 A	Sam Houston St.	52 64	
									247 H	Houston Baptist	51 71	
									282 A	Lamar	52 79	
									293 A	Kennesaw St.	53 60	
									295 N	Florida A&M	60 71	
									299 H	UNCG	79 81	
									300 H	Jackson St.	85 68	
									309 A	Southeastern La.	62 51	
									313 A	A&M-Corpus Christi	59 73	
									313 H	A&M-Corpus Christi	64 75	
									317 H	Nicholls St.	62 55	
									332 H	Incarnate Word	55 49	
LAST 12 Division I GAMES:												
128 A	Northwestern St.	53 70	317 H	Nicholls St.	62 55							
309 A	Southeastern La.	62 51	313 A	A&M-Corpus Christi	59 73							
313 H	A&M-Corpus Christi	64 75	109 H	Central Ark.	44 59							
109 A	Central Ark.	55 67	247 H	Houston Baptist	51 71							
161 A	McNeese St.	63 92	212 H	Stephen F. Austin	58 57							
161 H	McNeese St.	74 77	237 A	Sam Houston St.	52 64							

Non-Div I Games: LSU-Alexandria 93 75 Trinity Baptist 109 46

New Orleans

■ Loss,
 ■ Non-Conf, S Site,
 ■ Home
 ■ Away
 N Neutral

[illegible]

Page 194

Average RPI Win:	257	WON-LOST	WINNING	LAST 10	STRENGTH OF	OPP. STRENGTH	TEAM	ADJ.	CONF.	ADJ CONF.
Average RPI Loss:	214	RECORD	PCT. RANK	GAMES	SCHEDULE	OF SCHEDULE	RPI	RPI	RPI	RPI
DIV. I ONLY	7- 16	276	2- 4	326	301	317	317	28	28	
DIV. I NON-CONF.	1- 8	320	1- 0	322	343	347	347	26	26	
TOTALS	RPI 1-25	RPI 26-50	W-L RECORDS	RPI 51-100	RPI 101-150	RPI 150+				
7- 16	0- 0	0- 0	OVERALL	0- 1	1- 3	6- 12				
3- 8	0- 0	0- 0	HOME	0- 1	1- 1	2- 6				
3- 7	0- 0	0- 0	AWAY	0- 0	0- 1	3- 6				
1- 1	0- 0	0- 0	NEUTRAL	0- 0	0- 1	1- 0				
1- 8	0- 0	0- 0	NON-CONFERENCE	0- 0	0- 1	1- 7				
0- 4	0- 0	0- 0	HOME	0- 0	0- 0	0- 4				
0- 3	0- 0	0- 0	AWAY	0- 0	0- 0	0- 3				
1- 1	0- 0	0- 0	NEUTRAL	0- 0	0- 1	1- 0				
6- 8	0- 0	0- 0	CONFERENCE	0- 1	1- 2	5- 5				
3- 4	0- 0	0- 0	HOME	0- 1	1- 1	2- 2				
3- 4	0- 0	0- 0	AWAY	0- 0	0- 1	3- 3				
0- 0	0- 0	0- 0	NEUTRAL	0- 0	0- 0	3- 0				

RPI 1-25				RPI 26-50				RPI 51-100				RPI 101+				Team's RPI: 317	
RPI	S	Opponent	Score	RPI	S	Opponent	Score	RPI	S	Opponent	Score	RPI	S	Opponent	Score		
								69	H	Abilene Christian	68	71	109	H	Central Ark.	65	71
													111	N	Samford	43	45
													128	A	Northwestern St.	62	66
													128	H	Northwestern St.	70	61
													161	H	McNeese St.	85	81
													172	H	Louisiana Tech	55	58
													179	H	Grambling	65	69
													180	A	Troy	51	104
													182	A	New Mexico	43	83
													212	H	Stephen F. Austin	67	89
													237	A	Sam Houston St.	67	63
													247	A	Houston Baptist	71	80
													279	H	Prairie View	70	81
													282	H	Lamar	69	59
													289	A	La.-Monroe	57	69
													290	H	Jacksonville St.	49	63
													309	A	Southeastern La.	68	78
													313	A	A&M-Corpus Christi	64	62
													332	A	Incarnate Word	66	64
													332	H	Incarnate Word	61	63
													335	A	New Orleans	55	62
													348	N	Mississippi Val.	63	54
LAST 12 Division I GAMES:																	
				348	N	Mississippi Val.	63 54					332	A	Incarnate Word	66 64		
				212	H	Stephen F. Austin	67 89					335	A	New Orleans	55 62		
				128	A	Northwestern St.	62 66					109	H	Central Ark.	65 71		
				309	A	Southeastern La.	68 78					128	H	Northwestern St.	70 61		
				161	H	McNeese St.	85 81					313	A	A&M-Corpus Christi	64 62		
				332	H	Incarnate Word	61 63					237	A	Sam Houston St.	67 63		

Non-Div I Games: Southern-N.O. 98 65

Nicholls St.

■ Loss,
 ■ Non-Conf,
 ■ S Site,
 ■ H Home
 ■ A Away
 N Neutral

Average RPI Win:	308	WON-LOST	WINNING	LAST 10	STRENGTH OF	OPP. STRENGTH	TEAM	ADJ.	CONF.	ADJ CONF.
Average RPI Loss:	236	RECORD	PCT. RANK	GAMES	SCHEDULE	OF SCHEDULE	RPI	RPI	RPI	RPI
DIV. I ONLY	2- 22	343	2- 8	334	334	347	347	31	31	
DIV. I NON-CONF.	0- 10	338	0- 0	267	288	346	346	30	30	
TOTALS	RPI 1-25	RPI 26-50	W-L RECORDS	RPI 51-100	RPI 101-150	RPI 150+				
2- 22	0- 0	0- 1	OVERALL	0- 1	0- 1	2- 19				
0- 9	0- 0	0- 0	HOME	0- 0	0- 0	0- 9				
2- 11	0- 0	0- 1	AWAY	0- 1	0- 1	2- 8				
0- 2	0- 0	0- 0	NEUTRAL	0- 0	0- 0	0- 2				
0- 10	0- 0	0- 1	NON-CONFERENCE	0- 1	0- 0	0- 8				
0- 3	0- 0	0- 0	HOME	0- 0	0- 0	0- 3				
0- 5	0- 0	0- 1	AWAY	0- 1	0- 0	0- 3				
0- 2	0- 0	0- 0	NEUTRAL	0- 0	0- 0	0- 2				
2- 12	0- 0	0- 0	CONFERENCE	0- 0	0- 1	2- 11				
0- 6	0- 0	0- 0	HOME	0- 0	0- 0	0- 6				
2- 6	0- 0	0- 0	AWAY	0- 0	0- 1	2- 5				
0- 0	0- 0	0- 0	NEUTRAL	0- 0	0- 0	0- 0				

RPI 1-25				RPI 26-50				RPI 51-100				RPI 101+				Team's RPI: 347	
RPI	S	Opponent	Score	RPI	S	Opponent	Score	RPI	S	Opponent	Score	RPI	S	Opponent	Score		
				31	A	Mississippi St.	34 92	92	A	Virginia	50 86	150	A	Hampton	62 73		
												152	A	Marshall	67 81		
												195	A	William & Mary	47 67		
												202	H	USC Upstate	62 82		
												206	H	Oakland	73 83		
												235	A	N.C. A&T	53 64		
												244	A	Morgan St.	58 67		
												244	H	Morgan St.	56 59		
												252	A	Loyola Maryland	67 75		
												254	A	Coppin St.	44 69		
												254	H	Coppin St.	47 56		
												255	H	Bethune-Cookman	45 53		
												256	H	UNCW	57 61		
												275	N	La Salle	59 67		
												283	A	UMES	74 63		
												293	H	Savannah St.	53 68		
												295	H	Florida A&M	67 83		
												298	H	South Carolina St.	52 60		
												329	A	Delaware St.	61 64		
												333	A	Howard	110 108		
												334	N	St. Francis Brooklyn	55 59		
												349	A	N.C. Central	62 63		
LAST 12 Division I GAMES:																	
				254	H	Coppin St.	47 56					293	H	Savannah St.	53 68		
				329	A	Delaware St.	61 64					298	H	South Carolina St.	52 60		
				244	H	Morgan St.	56 59					235	A	N.C. A&T	53 64		
				283	A	UMES	74 63					349	A	N.C. Central	62 63		
				333	A	Howard	110 108					255	H	Bethune-Cookman	45 53		
				150	A	Hampton	62 73					295	H	Florida A&M	67 83		

Non-Div I Games:

Norfolk St.

■ Loss,
 ■ Non-Conf,
 ■ S Site,
 ■ Home
 ■ A Away
 N Neutral

Average RPI Win:	135	WON-LOST	WINNING	LAST 10	STRENGTH OF	OPP. STRENGTH	TEAM	ADJ.	CONF.	ADJ CONF.
Average RPI Loss:	45	RECORD	PCT. RANK	GAMES	SCHEDULE	OF SCHEDULE	RPI	RPI	RPI	RPI
DIV. I ONLY	18- 9	77	6- 4	26	42	42	42	4	4	
DIV. I NON-CONF.	9- 4	95	0- 0	88	82	78	78	5	5	
TOTALS	RPI 1-25	RPI 26-50	W-L RECORDS	RPI 51-100	RPI 101-150	RPI 150+				
18- 9	0- 4	1- 2	OVERALL	4- 2	8- 1	5- 0				
11- 3	0- 2	1- 0	HOME	3- 1	3- 0	4- 0				
5- 5	0- 2	0- 1	AWAY	1- 1	4- 1	0- 0				
2- 1	0- 0	0- 1	NEUTRAL	0- 0	1- 0	1- 0				
9- 4	0- 1	1- 1	NON-CONFERENCE	1- 2	2- 0	5- 0				
6- 1	0- 0	1- 0	HOME	1- 1	0- 0	4- 0				
1- 2	0- 1	0- 0	AWAY	0- 1	1- 0	0- 0				
2- 1	0- 0	0- 1	NEUTRAL	0- 0	1- 0	1- 0				
9- 5	0- 3	0- 1	CONFERENCE	3- 0	6- 1	0- 0				
5- 2	0- 2	0- 0	HOME	2- 0	3- 0	0- 0				
4- 3	0- 1	0- 1	AWAY	1- 0	3- 1	0- 0				
0- 0	0- 0	0- 0	NEUTRAL	0- 0	0- 0	0- 0				

RPI 1-25				RPI 26-50				Team's RPI: 42	RPI 51-100				RPI 101+			
RPI	S	Opponent	Score	RPI	S	Opponent	Score		RPI	S	Opponent	Score	RPI	S	Opponent	Score
1	A	Notre Dame	46 82	26	A	Miami (FL)	44 73		52	A	Duke	65 62	112	A	Liberty	61 53
15	H	Louisville	90 92	33	N	Seton Hall	55 58		75	H	Charlotte	72 65	113	A	Wake Forest	58 63
16	H	Syracuse	52 55	50	H	Villanova	70 64		76	H	Georgia Tech	65 57	113	H	Wake Forest	64 47
21	A	Florida	72 79						82	A	Nebraska	67 88	117	A	Virginia Tech	72 61
									92	H	Virginia	63 52	118	H	Boston College	74 63
									97	H	Elon	66 69	120	A	Pittsburgh	78 76
													124	A	North Carolina	80 66
													124	H	North Carolina	78 49
													146	N	UAB	67 56
													167	H	Davidson	58 42
													184	N	Eastern Ky.	73 62
													197	H	Radford	67 52
													250	H	High Point	89 48
													311	H	Western Caro.	86 55
LAST 12 Division I GAMES:																
124	A	North Carolina	80 66	92	H	Virginia	63 52									
16	H	Syracuse	52 55	117	A	Virginia Tech	72 61									
118	H	Boston College	74 63	15	H	Louisville	90 92									
113	A	Wake Forest	58 63	52	A	Duke	65 62									
1	A	Notre Dame	46 82	120	A	Pittsburgh	78 76									
124	H	North Carolina	78 49	76	H	Georgia Tech	65 57									

Non-Div I Games:

North Carolina St.

■ Loss,
 ■ Non-Conf, S Site,
 ■ Home
 ■ Away
 N Neutral

North Dakota

Through Games Of Feb. 23, 2016

Average RPI Win:	225	WON-LOST	WINNING	LAST 10	STRENGTH OF	OPP. STRENGTH	TEAM	ADJ.	CONF.	ADJ CONF.
Average RPI Loss:	116	RECORD	PCT. RANK	GAMES	SCHEDULE	OF SCHEDULE	RPI	RPI	RPI	RPI
DIV. I ONLY	13- 12	157	8- 2	62	293	115	115	20	20	
DIV. I NON-CONF.	4- 7	222	0- 0	32	194	172	172	22	22	
TOTALS	RPI 1-25	RPI 26-50	W-L RECORDS	RPI 51-100	RPI 101-150	RPI 150+				
13- 12	0- 0	0- 0	OVERALL	0- 5	1- 4	12- 3				
9- 3	0- 0	0- 0	HOME	0- 1	1- 1	8- 1				
4- 8	0- 0	0- 0	AWAY	0- 0	0- 0	4- 0				
0- 1	0- 0	0- 0	NEUTRAL	0- 1	0- 0	0- 0				
4- 7	0- 0	0- 0	NON-CONFERENCE	0- 5	1- 2	3- 0				
4- 1	0- 0	0- 0	HOME	0- 1	1- 0	3- 0				
0- 5	0- 0	0- 0	AWAY	0- 3	0- 2	0- 0				
0- 1	0- 0	0- 0	NEUTRAL	0- 1	0- 0	0- 0				
9- 5	0- 0	0- 0	CONFERENCE	0- 0	0- 2	9- 3				
5- 2	0- 0	0- 0	HOME	0- 0	0- 1	5- 1				
4- 3	0- 0	0- 0	AWAY	0- 0	0- 1	4- 2				
0- 0	0- 0	0- 0	NEUTRAL	0- 0	0- 0	0- 0				

RPI 1-25			RPI 26-50			RPI 51-100			RPI 101+			Team's RPI: 115
RPI	S	Opponent	Score	RPI	S	Opponent	Score	RPI	S	Opponent	Score	
						55 A Iowa	61 83	102 A San Francisco		57 74		
						60 A Oregon	51 77	106 H UNI		64 59		
						67 H South Dakota	70 73	108 A Drake		63 73		
						79 A Minnesota	47 57	137 A Idaho		65 92		
						87 N UT Martin	58 84	137 H Idaho		59 65		
								159 A Montana St.		61 69		
								175 A Northern Colo.		59 58		
								175 H Northern Colo.		54 51		
								193 A Montana		61 59		
								200 A Weber St.		85 78		
								200 H Weber St.		56 62		
								201 A Eastern Wash.		57 60		
								201 H Eastern Wash.		72 69		
								229 H Western Ill.		78 67		
								233 A Idaho St.		60 57		
								233 H Idaho St.		45 42		
								259 H Omaha		67 52		
								276 H Northern Ariz.		63 56		
								314 H North Dakota St.		71 54		
								328 H Southern Utah		68 56		
LAST 12 Division I GAMES:												
175 A Northern Colo.		59 58	328 H Southern Utah		68 56							
137 H Idaho		59 65	276 H Northern Ariz.		63 56							
201 H Eastern Wash.		72 69	193 A Montana		61 59							
200 A Weber St.		85 78	159 A Montana St.		61 69							
233 A Idaho St.		60 57	233 H Idaho St.		45 42							
175 H Northern Colo.		54 51	200 H Weber St.		56 62							

Non-Div I Games:

North Dakota

Loss, Non-Conf, S Site, H Home A Away N Neutral

Average RPI Win:	307	WON-LOST	WINNING	LAST 10	STRENGTH OF	OPP. STRENGTH	TEAM	ADJ.	CONF.	ADJ CONF.
Average RPI Loss:	169	RECORD	PCT. RANK	GAMES	SCHEDULE	OF SCHEDULE	RPI	RPI	RPI	RPI
DIV. I ONLY	5- 20	310	2- 8	218	279	314	314	18	18	
DIV. I NON-CONF.	3- 8	258	0- 0	283	340	310	310	19	19	
TOTALS	RPI 1-25	RPI 26-50	W-L RECORDS	RPI 51-100	RPI 101-150	RPI 150+				
5- 20	0- 0	0- 0	OVERALL	0- 6	0- 5	5- 9				
3- 9	0- 0	0- 0	HOME	0- 4	0- 2	3- 3				
1- 9	0- 0	0- 0	AWAY	0- 2	0- 3	1- 4				
1- 2	0- 0	0- 0	NEUTRAL	0- 0	0- 0	1- 2				
3- 8	0- 0	0- 0	NON-CONFERENCE	0- 2	0- 1	3- 5				
1- 3	0- 0	0- 0	HOME	0- 2	0- 0	1- 1				
1- 3	0- 0	0- 0	AWAY	0- 0	0- 1	1- 2				
1- 2	0- 0	0- 0	NEUTRAL	0- 0	0- 0	1- 2				
2- 12	0- 0	0- 0	CONFERENCE	0- 4	0- 4	2- 4				
2- 6	0- 0	0- 0	HOME	0- 2	0- 2	2- 2				
0- 6	0- 0	0- 0	AWAY	0- 2	0- 2	0- 2				
0- 0	0- 0	0- 0	NEUTRAL	0- 0	0- 0	0- 0				

RPI S	Opponent	Score	RPI S	Opponent	Score	RPI S	Opponent	Score	RPI S	Opponent	Score	Team's RPI: 314
						63	A South Dakota St.	47 81	115	A North Dakota	54 71	
						63	H South Dakota St.	63 81	126	A IUPUI	44 67	
						67	A South Dakota	54 80	126	H IUPUI	63 64	
						67	H South Dakota	94 96	147	A Oral Roberts	58 59	
						71	H Maine	51 82	147	H Oral Roberts	42 52	
						93	H New Mexico St.	69 79	168	N Delaware	50 62	
									229	H Western Ill.	82 94	
									230	H Grand Canyon	67 76	
									235	N N.C. A&T	64 72	
									249	A San Diego St.	54 64	
									259	A Omaha	52 77	
									259	H Omaha	74 67	
									279	N Prairie View	79 58	
									297	A Denver	53 64	
									297	H Denver	45 55	
									316	H IPFW	94 85	
									324	A Kent St.	54 75	
									338	H Cal St. Fullerton	79 64	
									344	A NJIT	64 59	
LAST 12 Division I GAMES:												
297	H Denver	45 55	316	H IPFW	94 85							
259	H Omaha	74 67	229	H Western Ill.	82 94							
126	H IUPUI	63 64	126	A IUPUI	44 67							
63	A South Dakota St.	47 81	67	H South Dakota	94 96							
147	A Oral Roberts	58 59	147	H Oral Roberts	42 52							
67	A South Dakota	54 80	297	A Denver	53 64							

Non-Div I Games: Valley City St. 85 77 St. Mary (NE) 88 68

North Dakota St.

■ Loss,
 ■ Non-Conf, S Site,
 ■ Home
 ■ Away
 N Neutral

North Florida				Through Games of Feb. 15, 1910						
Average RPI Win:	321	WON-LOST	WINNING	LAST 10	STRENGTH OF	OPP. STRENGTH	TEAM	ADJ.	CONF.	ADJ CONF.
Average RPI Loss:	188	RECORD	PCT. RANK	GAMES	SCHEDULE	OF SCHEDULE	RPI	RPI	RPI	RPI
DIV. I ONLY	5- 20	310	2- 8	271	300	327	327	29	29	
DIV. I NON-CONF.	2- 10	304	0- 0	238	287	312	312	28	28	

TOTALS	RPI 1-25	RPI 26-50		W-L RECORDS		RPI 51-100	RPI 101-150	RPI 150+		
5- 20	0- 1	0- 0		OVERALL		0- 4	0- 2	5- 13		
3- 10	0- 0	0- 0		HOME		0- 2	0- 1	3- 7		
2- 10	0- 1	0- 0		AWAY		0- 2	0- 1	2- 6		
0- 0	0- 0	0- 0		NEUTRAL		0- 0	0- 0	0- 0		
2- 10	0- 1	0- 0		NON-CONFERENCE		0- 2	0- 1	2- 6		
1- 5	0- 0	0- 0		HOME		0- 1	0- 0	1- 4		
1- 5	0- 1	0- 0		AWAY		0- 1	0- 1	1- 2		
0- 0	0- 0	0- 0		NEUTRAL		0- 0	0- 0	0- 0		
3- 10	0- 0	0- 0		CONFERENCE		0- 2	0- 1	3- 7		
2- 5	0- 0	0- 0		HOME		0- 1	0- 1	2- 3		
1- 5	0- 0	0- 0		AWAY		0- 1	0- 0	1- 4		
0- 0	0- 0	0- 0		NEUTRAL		0- 0	0- 0	0- 0		

RPI 1-25					
RPI	S	Opponent	Score		
17	A	Florida St.	28	80	
RPI 26-50					
RPI	S	Opponent	Score		
RPI 51-100					
RPI	S	Opponent	Score		
57	H	Purdue	47	70	
68	A	FGCU	50	75	
68	H	FGCU	38	65	
82	A	Nebraska	46	91	
RPI 101+					
RPI	S	Opponent	Score		
110	A	Mercer	54	68	
141	H	Jacksonville	39	73	
156	A	Alabama	47	69	
190	A	Stetson	61	81	
190	H	Stetson	56	67	
202	A	USC Upstate	54	69	
202	H	USC Upstate	61	75	
255	H	Bethune-Cookman	49	53	
256	H	UNCW	47	63	
264	A	Georgia St.	63	76	
281	H	Towson	74	72	
291	H	Campbell	55	66	
293	A	Kennesaw St.	54	76	
293	H	Kennesaw St.	55	70	
298	H	South Carolina St.	48	53	
303	A	UMKC	62	55	
331	A	Lipscomb	71	78	
331	H	Lipscomb	78	70	
344	A	NJIT	68	51	
344	H	NJIT	72	49	
Team's RPI: 327					
LAST 12 Division I GAMES:					
344	H	NJIT	72	49	
202	H	USC Upstate	61	75	
293	A	Kennesaw St.	54	76	
331	A	Lipscomb	71	78	
190	H	Stetson	56	67	
68	A	FGCU	50	75	
190	A	Stetson	61	81	
68	H	FGCU	38	65	
202	A	USC Upstate	54	69	
344	A	NJIT	68	51	
331	H	Lipscomb	78	70	
293	H	Kennesaw St.	55	70	

Non-Div I Games:	Warner	60	51	Webber Int'l	60	72	Trinity Baptist	97	30
------------------	--------	----	----	--------------	----	----	-----------------	----	----

North Florida

Loss, Non-Conf, S Site, H Home A Away N Neutral

North Texas

Through Games Of Feb. 23, 2016

Average RPI Win:	200	WON-LOST	WINNING	LAST 10	STRENGTH OF	OPP. STRENGTH	TEAM	ADJ.	CONF.	ADJ CONF.
Average RPI Loss:	140	RECORD	PCT. RANK	GAMES	SCHEDULE	OF SCHEDULE	RPI	RPI	RPI	RPI
DIV. I ONLY	9- 15	244	2- 8	176	132	224	224	12	12	
DIV. I NON-CONF.	5- 5	160	0- 0	207	224	182	182	10	10	
TOTALS	RPI 1-25	RPI 26-50	W-L RECORDS	RPI 51-100	RPI 101-150	RPI 150+				
9- 15	0- 1	1- 1	OVERALL	0- 2	2- 4	6- 7				
4- 8	0- 1	0- 0	HOME	0- 2	2- 3	2- 2				
5- 7	0- 0	1- 1	AWAY	0- 0	0- 1	4- 5				
0- 0	0- 0	0- 0	NEUTRAL	0- 0	0- 0	0- 0				
5- 5	0- 0	1- 0	NON-CONFERENCE	0- 0	1- 3	3- 2				
2- 3	0- 0	0- 0	HOME	0- 0	1- 2	1- 1				
3- 2	0- 0	1- 0	AWAY	0- 0	0- 1	2- 1				
0- 0	0- 0	0- 0	NEUTRAL	0- 0	0- 0	0- 0				
4- 10	0- 1	0- 1	CONFERENCE	0- 2	1- 1	3- 5				
2- 5	0- 1	0- 0	HOME	0- 2	1- 1	1- 1				
2- 5	0- 0	0- 1	AWAY	0- 0	0- 0	2- 4				
0- 0	0- 0	0- 0	NEUTRAL	0- 0	0- 0	0- 0				

RPI 1-25				RPI 26-50				RPI 51-100				RPI 101+ Team's RPI: 224			
RPI	S	Opponent	Score	RPI	S	Opponent	Score	RPI	S	Opponent	Score	RPI	S	Opponent	Score
25	H	UTEP	67 75	34	A	Oklahoma	61 57	70	H	Middle Tenn.	52 76	102	H	San Francisco	61 69
				49	A	Western Ky.	53 65	75	H	Charlotte	70 82	121	A	Iona	51 62
												126	H	IUPUI	68 67
												134	H	Arizona	44 51
												143	H	Old Dominion	48 65
												146	H	UAB	53 51
												151	A	Southern Miss.	38 57
												152	A	Marshall	71 63
												170	H	SMU	60 57
												172	A	Louisiana Tech	71 77
												189	A	Fla. Atlantic	61 71
												200	H	Weber St.	38 45
												222	A	Texas St.	62 64
												223	A	Rice	97 100
												223	H	Rice	73 79
												265	H	UTSA	68 58
												275	A	La Salle	69 63
												302	A	FIU	58 40
												332	A	Incarinate Word	62 55
LAST 12 Division I GAMES:															
189	A	Fla. Atlantic	61 71	223	H	Rice	73 79								
302	A	FIU	58 40	146	H	UAB	53 51								
75	H	Charlotte	70 82	70	H	Middle Tenn.	52 76								
143	H	Old Dominion	48 65	49	A	Western Ky.	53 65								
172	A	Louisiana Tech	71 77	152	A	Marshall	71 63								
151	A	Southern Miss.	38 57	223	A	Rice	97 100								

Non-Div I Games:

North Texas

■ Loss,
 ■ Non-Conf,
 ■ S Site,
 ■ H Home
 ■ A Away
 N Neutral

Northeastern

Through Games Of Feb. 23, 2016

Average RPI Win:	203	WON-LOST	WINNING	LAST 10	STRENGTH OF	OPP. STRENGTH	TEAM	ADJ.	CONF.	ADJ CONF.
Average RPI Loss:	113	RECORD	PCT. RANK	GAMES	SCHEDULE	OF SCHEDULE	RPI	RPI	RPI	RPI
DIV. I ONLY	12- 14	196	5- 5	102	162	158	158	13	13	
DIV. I NON-CONF.	5- 6	180	0- 0	119	222	183	183	11	11	
TOTALS	RPI 1-25	RPI 26-50	W-L RECORDS	RPI 51-100	RPI 101-150	RPI 150+				
12- 14	0- 1	0- 3	OVERALL	3- 4	0- 2	9- 4				
5- 8	0- 1	0- 1	HOME	1- 3	0- 1	4- 2				
7- 4	0- 0	0- 1	AWAY	2- 1	0- 0	5- 2				
0- 2	0- 0	0- 1	NEUTRAL	0- 0	0- 1	0- 0				
5- 6	0- 1	0- 1	NON-CONFERENCE	1- 1	0- 2	4- 1				
2- 4	0- 1	0- 0	HOME	1- 1	0- 1	1- 1				
3- 0	0- 0	0- 0	AWAY	0- 0	0- 0	3- 0				
0- 2	0- 0	0- 1	NEUTRAL	0- 0	0- 1	0- 0				
7- 8	0- 0	0- 2	CONFERENCE	2- 3	0- 0	5- 3				
3- 4	0- 0	0- 1	HOME	0- 2	0- 0	3- 1				
4- 4	0- 0	0- 1	AWAY	2- 1	0- 0	2- 2				
0- 0	0- 0	0- 0	NEUTRAL	0- 0	0- 0	0- 0				

RPI 1-25				RPI 26-50				RPI 51-100				RPI 101+ Team's RPI: 158			
RPI	S	Opponent	Score	RPI	S	Opponent	Score	RPI	S	Opponent	Score	RPI	S	Opponent	Score
23	H	Michigan St.	51 77	27	N	Missouri	56 69	71	H	Maine	56 44	118	H	Boston College	45 71
				40	A	James Madison	62 85	74	A	Hofstra	50 75	133	N	Fresno St.	55 69
				40	H	James Madison	52 61	81	A	Drexel	73 65	168	A	Delaware	52 59
								81	H	Drexel	49 53	168	H	Delaware	57 54
								96	H	Quinnipiac	60 71	195	A	William & Mary	62 69
								97	A	Elon	67 61	195	H	William & Mary	69 68
								97	H	Elon	54 56	211	H	Canisius	57 68
												220	A	Siena	70 67
												228	A	Col. of Charleston	52 49
												238	A	New Hampshire	66 54
												256	A	UNCW	72 66
												256	H	UNCW	69 52
												281	H	Towson	71 72
												283	H	UMES	60 49
												345	A	Boston U.	77 44
LAST 12 Division I GAMES:															
256	H	UNCW	69 52	195	A	William & Mary	62 69								
168	H	Delaware	57 54	97	H	Elon	54 56								
97	A	Elon	67 61	81	H	Drexel	49 53								
256	A	UNCW	72 66	74	A	Hofstra	50 75								
40	H	James Madison	52 61	40	A	James Madison	62 85								
228	A	Col. of Charleston	52 49	195	H	William & Mary	69 68								

Non-Div I Games:

Northeastern

■ Loss,
 ■ Non-Conf, S Site,
 ■ Home
 ■ Away
 N Neutral

Average RPI Win:	295	WON-LOST	WINNING	LAST 10	STRENGTH OF	OPP. STRENGTH	TEAM	ADJ.	CONF.	ADJ CONF.
Average RPI Loss:	152	RECORD	PCT. RANK	GAMES	SCHEDULE	OF SCHEDULE	RPI	RPI	RPI	RPI
DIV. I ONLY	4- 20	321	1- 9	72	325	276	276	20	20	
DIV. I NON-CONF.	2- 7	280	0- 0	107	201	223	223	22	22	
TOTALS	RPI 1-25	RPI 26-50	W-L RECORDS	RPI 51-100	RPI 101-150	RPI 150+				
4- 20	0- 1	0- 0	OVERALL	0- 3	0- 5	4- 11				
3- 6	0- 0	0- 0	HOME	0- 0	0- 2	3- 4				
1- 13	0- 1	0- 0	AWAY	0- 3	0- 2	1- 7				
0- 1	0- 0	0- 0	NEUTRAL	0- 0	0- 1	0- 0				
2- 7	0- 1	0- 0	NON-CONFERENCE	0- 3	0- 2	2- 1				
1- 1	0- 0	0- 0	HOME	0- 0	0- 1	1- 0				
1- 5	0- 1	0- 0	AWAY	0- 3	0- 0	1- 1				
0- 1	0- 0	0- 0	NEUTRAL	0- 0	0- 1	0- 0				
2- 13	0- 0	0- 0	CONFERENCE	0- 0	0- 3	2- 10				
2- 5	0- 0	0- 0	HOME	0- 0	0- 1	2- 4				
0- 8	0- 0	0- 0	AWAY	0- 0	0- 2	0- 6				
0- 0	0- 0	0- 0	NEUTRAL	0- 0	0- 0	0- 0				

RPI S	Opponent	Score	RPI S	Opponent	Score	RPI S	Opponent	Score	RPI S	Opponent	Score	Team's RPI: 276
25	A UTEP	66 77				82	A Nebraska	67 90	115	A North Dakota	56 63	
						93	A New Mexico St.	53 87	119	H Hawaii	52 61	
						98	A Iowa St.	63 79	136	N Long Beach St.	48 69	
									137	A Idaho	59 76	
									137	H Idaho	51 72	
									159	A Montana St.	77 86	
									159	H Montana St.	72 83	
									175	A Northern Colo.	55 79	
									176	A Colorado	66 90	
									193	A Montana	58 81	
									193	H Montana	57 61	
									200	A Weber St.	88 95	
									200	H Weber St.	56 76	
									201	A Eastern Wash.	65 72	
									201	H Eastern Wash.	71 81	
									233	A Idaho St.	61 71	
									233	H Idaho St.	63 62	
									282	H Lamar	75 63	
									328	H Southern Utah	57 48	
									337	A UC Irvine	71 55	
LAST 12 Division I GAMES:												
200	A Weber St.	88 95	233	H Idaho St.	63 62							
233	A Idaho St.	61 71	200	H Weber St.	56 76							
193	H Montana	57 61	175	A Northern Colo.	55 79							
159	H Montana St.	72 83	115	A North Dakota	56 63							
137	A Idaho	59 76	201	H Eastern Wash.	71 81							
201	A Eastern Wash.	65 72	137	H Idaho	51 72							

Non-Div I Games: N.M. Highlands 91 43 Dixie St. 68 66

Northern Ariz.

Loss, Non-Conf, S Site, H Home A Away N Neutral

Average RPI Win: 228	WON-LOST	WINNING	LAST 10	STRENGTH OF	OPP. STRENGTH	TEAM	ADJ.	CONF.	ADJ CONF.
Average RPI Loss: 146	RECORD	PCT. RANK	GAMES	SCHEDULE	OF SCHEDULE	RPI	RPI	RPI	RPI
DIV. I ONLY	10- 13	218	4- 6	93	267	175	175	20	20
DIV. I NON-CONF.	4- 5	193	0- 0	175	89	170	170	22	22

TOTALS	RPI 1-25	RPI 26-50	W-L RECORDS	RPI 51-100	RPI 101-150	RPI 150+			
10- 13	0- 0	0- 1	OVERALL	0- 2	2- 3	8- 7			
6- 4	0- 0	0- 1	HOME	0- 1	1- 1	5- 1			
2- 9	0- 0	0- 0	AWAY	0- 1	0- 2	2- 6			
2- 0	0- 0	0- 0	NEUTRAL	0- 0	1- 0	1- 0			
4- 5	0- 0	0- 1	NON-CONFERENCE	0- 2	1- 0	3- 2			
1- 2	0- 0	0- 1	HOME	0- 1	0- 0	1- 0			
1- 3	0- 0	0- 0	AWAY	0- 1	0- 0	1- 2			
2- 0	0- 0	0- 0	NEUTRAL	0- 0	1- 0	1- 0			
6- 8	0- 0	0- 0	CONFERENCE	0- 0	1- 3	5- 5			
5- 2	0- 0	0- 0	HOME	0- 0	1- 1	4- 1			
1- 6	0- 0	0- 0	AWAY	0- 0	0- 2	1- 4			
0- 0	0- 0	0- 0	NEUTRAL	0- 0	0- 0	0- 0			

RPI 1-25			RPI 26-50			RPI 51-100			RPI 101+ Team's RPI: 175		
RPI	S	Opponent	Score	RPI	S	Opponent	Score	RPI	S	Opponent	Score
				44	H	Colorado St.	46 62	59	H	St. Mary's (CA)	52 65
								63	A	South Dakota St.	62 66
LAST 12 Division I GAMES:											
115	H	North Dakota	58 59	276	H	Northern Ariz.	79 55	115	A	North Dakota	51 54
201	H	Eastern Wash.	57 66	328	H	Southern Utah	64 44	115	H	North Dakota	58 59
137	H	Idaho	70 68	159	A	Montana St.	58 66	129	N	Akron	78 65
233	A	Idaho St.	61 59	193	A	Montana	46 58	137	A	Idaho	56 66
200	A	Weber St.	79 82	200	H	Weber St.	65 63	137	H	Idaho	70 68
115	A	North Dakota	51 54	233	H	Idaho St.	48 47	159	A	Montana St.	58 66
				200	H	Weber St.	65 63	176	A	Colorado	41 63
				233	H	Idaho St.	48 47	193	A	Montana	46 58
				243	N	Valparaiso	77 63	200	A	Weber St.	79 82
				276	H	Northern Ariz.	79 55	200	H	Weber St.	65 63
				297	A	Denver	60 51	201	A	Eastern Wash.	55 59
				328	H	Southern Utah	64 44	201	H	Eastern Wash.	57 66

Non-Div I Games: Western St. 101 48

Northern Colo.

■ Loss,
 ■ Non-Conf, S Site,
 ■ Home
 ■ Away
 N Neutral

Average RPI Win: 253	WON-LOST	WINNING	LAST 10	STRENGTH OF	OPP. STRENGTH	TEAM	ADJ.	CONF.	ADJ CONF.
Average RPI Loss: 144	RECORD	PCT. RANK	GAMES	SCHEDULE	OF SCHEDULE	RPI	RPI	RPI	RPI
DIV. I ONLY	9- 15	244	2- 4	256	175	261	261	11	11
DIV. I NON-CONF.	6- 4	125	1- 0	348	278	258	258	13	13
TOTALS	RPI 1-25	RPI 26-50	W-L RECORDS	RPI 51-100	RPI 101-150	RPI 150+			
9- 15	0- 0	0- 2	OVERALL	0- 6	3- 0	6- 7			
5- 5	0- 0	0- 1	HOME	0- 3	2- 0	3- 1			
2- 9	0- 0	0- 1	AWAY	0- 3	1- 0	1- 5			
2- 1	0- 0	0- 0	NEUTRAL	0- 0	0- 0	2- 1			
6- 4	0- 0	0- 0	NON-CONFERENCE	0- 0	1- 0	5- 4			
3- 0	0- 0	0- 0	HOME	0- 0	1- 0	2- 0			
1- 3	0- 0	0- 0	AWAY	0- 0	0- 0	1- 3			
2- 1	0- 0	0- 0	NEUTRAL	0- 0	0- 0	2- 1			
3- 11	0- 0	0- 2	CONFERENCE	0- 6	2- 0	1- 3			
2- 5	0- 0	0- 1	HOME	0- 3	1- 0	1- 1			
1- 6	0- 0	0- 1	AWAY	0- 3	1- 0	0- 2			
0- 0	0- 0	0- 0	NEUTRAL	0- 0	0- 0	0- 0			

RPI 1-25				RPI 26-50				RPI 51-100				RPI 101+				Team's RPI: 261	
RPI	S	Opponent	Score	RPI	S	Opponent	Score	RPI	S	Opponent	Score	RPI	S	Opponent	Score		
				29	A	Ohio	70 95	72	H	Ball St.	57 73	108	H	Drake	87 73		
				29	H	Ohio	47 72	83	A	Central Mich.	63 95	129	A	Akron	65 58		
								83	H	Central Mich.	67 73	138	H	Buffalo	76 74		
								91	A	Eastern Mich.	60 84	164	A	SIUE	67 93		
								91	H	Eastern Mich.	80 87	173	A	Milwaukee	58 73		
								99	A	Toledo	59 66	181	A	Wisconsin	62 89		
												217	N	Kansas	58 66		
												253	H	Bowling Green	43 58		
												266	A	Miami (OH)	60 66		
												266	H	Miami (OH)	92 73		
												304	H	Bradley	68 64		
												319	N	Illinois St.	68 59		
												324	A	Kent St.	85 95		
												338	N	Cal St. Fullerton	72 49		
												339	H	Eastern Ill.	79 63		
												340	A	Chicago St.	68 50		
LAST 12 Division I GAMES:																	
338	N	Cal St. Fullerton	72 49	138	H	Buffalo	76 74										
91	A	Eastern Mich.	60 84	324	A	Kent St.	85 95										
72	H	Ball St.	57 73	29	H	Ohio	47 72										
83	H	Central Mich.	67 73	253	H	Bowling Green	43 58										
266	H	Miami (OH)	92 73	99	A	Toledo	59 66										
29	A	Ohio	70 95	83	A	Central Mich.	63 95										

Non-Div I Games: Wis. Lutheran 69 42

Northern Ill.

■ Loss,
 ■ Non-Conf,
 ■ S Site,
 ■ H Home
 ■ A Away
 N Neutral

Average RPI Win:	216	WON-LOST	WINNING	LAST 10	STRENGTH OF	OPP. STRENGTH	TEAM	ADJ.	CONF.	ADJ CONF.
Average RPI Loss:	127	RECORD	PCT. RANK	GAMES	SCHEDULE	OF SCHEDULE	RPI	RPI	RPI	RPI
DIV. I ONLY	14- 9	106	6- 4	185	145	139	139	14	14	
DIV. I NON-CONF.	6- 3	99	0- 0	271	113	166	166	16	16	
TOTALS	RPI 1-25	RPI 26-50	W-L RECORDS	RPI 51-100	RPI 101-150	RPI 150+				
14- 9	0- 1	0- 1	OVERALL	1- 0	1- 3	12- 4				
7- 6	0- 1	0- 1	HOME	1- 0	0- 2	6- 2				
7- 3	0- 0	0- 0	AWAY	0- 0	1- 1	6- 2				
0- 0	0- 0	0- 0	NEUTRAL	0- 0	0- 0	0- 0				
6- 3	0- 1	0- 0	NON-CONFERENCE	1- 0	0- 1	5- 1				
4- 2	0- 1	0- 0	HOME	1- 0	0- 1	3- 0				
2- 1	0- 0	0- 0	AWAY	0- 0	0- 0	2- 1				
0- 0	0- 0	0- 0	NEUTRAL	0- 0	0- 0	0- 0				
8- 6	0- 0	0- 1	CONFERENCE	0- 0	1- 2	7- 3				
3- 4	0- 0	0- 1	HOME	0- 0	0- 1	3- 2				
5- 2	0- 0	0- 0	AWAY	0- 0	1- 1	4- 1				
0- 0	0- 0	0- 0	NEUTRAL	0- 0	0- 0	0- 0				

RPI 1-25				RPI 26-50				RPI 51-100				RPI 101+ Team's RPI: 139			
RPI	S	Opponent	Score	RPI	S	Opponent	Score	RPI	S	Opponent	Score	RPI	S	Opponent	Score
14	H	Kentucky	65 84	28	H	Green Bay	73 81	88	H	Marquette	83 78	101	A	Wright St.	61 66
												101	H	Wright St.	65 76
												129	H	Akron	75 77
												130	A	Youngstown St.	88 77
												154	A	Detroit	65 66
												154	H	Detroit	81 60
												173	H	Milwaukee	60 86
												196	A	Cincinnati	68 71
												206	A	Oakland	75 71
												206	H	Oakland	80 64
												210	H	Indiana St.	73 67
												218	A	Robert Morris	72 70
												219	A	Ill.-Chicago	72 61
												219	H	Ill.-Chicago	55 53
												243	A	Valparaiso	68 50
												243	H	Valparaiso	60 61
												266	A	Miami (OH)	71 57
												274	H	Tennessee Tech	88 62
												277	A	Cleveland St.	83 51
												316	H	IPFW	77 64
LAST 12 Division I GAMES:															
206	H	Oakland	80 64	277	A	Cleveland St.	83 51								
154	H	Detroit	81 60	173	H	Milwaukee	60 86								
101	H	Wright St.	65 76	28	H	Green Bay	73 81								
243	A	Valparaiso	68 50	154	A	Detroit	65 66								
219	A	Ill.-Chicago	72 61	206	A	Oakland	75 71								
130	A	Youngstown St.	88 77	101	A	Wright St.	61 66								

Non-Div I Games: West Virginia St. 92 47 Ind.-Kokomo 104 33

Northern Ky.

Loss, Non-Conf, S Site, H Home A Away N Neutral

Northwestern

Through Games Of Feb. 23, 2016

Average RPI Win:	180	WON-LOST	WINNING	LAST 10	STRENGTH OF	OPP. STRENGTH	TEAM	ADJ.	CONF.	ADJ CONF.
Average RPI Loss:	55	RECORD	PCT. RANK	GAMES	SCHEDULE	OF SCHEDULE	RPI	RPI	RPI	RPI
DIV. I ONLY	15- 14	168	2- 8	68	64	114	114	5	5	
DIV. I NON-CONF.	11- 1	16	0- 0	214	279	64	64	4	4	
TOTALS	RPI 1-25	RPI 26-50	W-L RECORDS	RPI 51-100	RPI 101-150	RPI 150+				
15- 14	1- 5	0- 1	OVERALL	1- 6	3- 2	10- 0				
8- 8	1- 2	0- 1	HOME	1- 4	1- 1	5- 0				
4- 6	0- 0	0- 0	AWAY	0- 0	1- 1	3- 0				
3- 0	0- 0	0- 0	NEUTRAL	0- 0	1- 0	2- 0				
11- 1	0- 1	0- 0	NON-CONFERENCE	0- 0	3- 0	8- 0				
6- 1	0- 1	0- 0	HOME	0- 0	1- 0	5- 0				
2- 0	0- 0	0- 0	AWAY	0- 0	1- 0	1- 0				
3- 0	0- 0	0- 0	NEUTRAL	0- 0	1- 0	2- 0				
4- 13	1- 4	0- 1	CONFERENCE	1- 6	0- 2	2- 0				
2- 7	1- 1	0- 1	HOME	1- 4	0- 1	0- 0				
2- 6	0- 3	0- 0	AWAY	0- 2	0- 1	2- 0				
0- 0	0- 0	0- 0	NEUTRAL	0- 0	0- 0	0- 0				

RPI 1-25				RPI 26-50				RPI 51-100				RPI 101+ Team's RPI: 114			
RPI	S	Opponent	Score	RPI	S	Opponent	Score	RPI	S	Opponent	Score	RPI	S	Opponent	Score
5	A	Ohio St.	73 76	46	H	Indiana	84 91	53	A	Rutgers	59 61	116	H	Western Mich.	86 62
5	H	Ohio St.	86 82					55	H	Iowa	64 79	124	A	North Carolina	85 72
11	A	Maryland	62 80					57	H	Purdue	71 85	131	A	Penn St.	72 79
11	H	Maryland	70 79					62	H	Michigan	65 70	131	H	Penn St.	54 73
22	H	DePaul	64 77					79	A	Minnesota	92 95	140	N	Creighton	75 52
23	A	Michigan St.	51 74					79	H	Minnesota	106 112	153	A	Illinois	69 59
								82	H	Nebraska	85 62	165	N	East Carolina	78 75
												173	H	Milwaukee	69 44
												178	A	Loyola Chicago	81 72
												181	A	Wisconsin	71 53
												201	N	Eastern Wash.	74 70
												233	H	Idaho St.	72 36
												303	H	UMKC	80 38
												312	H	Alcorn	91 47
												333	H	Howard	89 49
LAST 12 Division I GAMES:															
62	H	Michigan	65 70	153	A	Illinois	69 59								
181	A	Wisconsin	71 53	55	H	Iowa	64 79								
131	H	Penn St.	54 73	5	A	Ohio St.	73 76								
11	H	Maryland	70 79	46	H	Indiana	84 91								
53	A	Rutgers	59 61	79	A	Minnesota	92 95								
79	H	Minnesota	106 112	11	A	Maryland	62 80								

Non-Div I Games:

Northwestern

■ Loss,
 ■ Non-Conf, S Site,
 ■ Home
 ■ Away
 N Neutral

Average RPI Win:	260	WON-LOST	WINNING	LAST 10	STRENGTH OF	OPP. STRENGTH	TEAM	ADJ.	CONF.	ADJ CONF.
Average RPI Loss:	128	RECORD	PCT. RANK	GAMES	SCHEDULE	OF SCHEDULE	RPI	RPI	RPI	RPI
DIV. I ONLY	12- 10	143	6- 4	95	310	128	128	28	28	
DIV. I NON-CONF.	2- 5	253	0- 0	4	255	120	120	26	26	
TOTALS	RPI 1-25	RPI 26-50	W-L RECORDS	RPI 51-100	RPI 101-150	RPI 150+				
12- 10	0- 2	0- 0	OVERALL	0- 2	1- 2	11- 4				
9- 1	0- 0	0- 0	HOME	0- 0	0- 1	9- 0				
3- 8	0- 1	0- 0	AWAY	0- 0	1- 0	2- 0				
0- 1	0- 0	0- 0	NEUTRAL	0- 0	0- 1	0- 0				
2- 5	0- 2	0- 0	NON-CONFERENCE	0- 1	0- 1	2- 1				
2- 0	0- 0	0- 0	HOME	0- 0	0- 0	2- 0				
0- 4	0- 2	0- 0	AWAY	0- 1	0- 0	0- 1				
0- 1	0- 0	0- 0	NEUTRAL	0- 0	0- 1	0- 0				
10- 5	0- 0	0- 0	CONFERENCE	0- 1	1- 1	9- 3				
7- 1	0- 0	0- 0	HOME	0- 0	0- 1	7- 0				
3- 4	0- 0	0- 0	AWAY	0- 1	1- 0	2- 3				
0- 0	0- 0	0- 0	NEUTRAL	0- 0	0- 0	0- 0				

RPI 1-25				RPI 26-50				RPI 51-100				RPI 101+ Team's RPI: 128			
RPI	S	Opponent	Score	RPI	S	Opponent	Score	RPI	S	Opponent	Score	RPI	S	Opponent	Score
3	A	Baylor	44 86					69	A	Abilene Christian	46 67	109	A	Central Ark.	60 56
6	A	Texas	33 86					93	A	New Mexico St.	54 65	109	H	Central Ark.	49 74
												136	N	Long Beach St.	59 60
												161	A	McNeese St.	74 78
												161	H	McNeese St.	85 64
												170	A	SMU	36 74
												179	H	Grambling	71 62
												212	A	Stephen F. Austin	52 68
												237	H	Sam Houston St.	69 49
												247	H	Houston Baptist	55 44
												282	A	Lamar	73 51
												300	H	Jackson St.	59 54
												309	H	Southeastern La.	82 62
												313	H	A&M-Corpus Christi	60 43
												317	A	Nicholls St.	61 70
												317	H	Nicholls St.	66 62
												332	A	Incarnate Word	53 48
												335	H	New Orleans	70 53
LAST 12 Division I GAMES:															
335	H	New Orleans	70 53	109	H	Central Ark.	49 74								
317	H	Nicholls St.	66 62	161	A	McNeese St.	74 78								
161	H	McNeese St.	85 64	317	A	Nicholls St.	61 70								
109	A	Central Ark.	60 56	282	A	Lamar	73 51								
212	A	Stephen F. Austin	52 68	313	H	A&M-Corpus Christi	60 43								
309	H	Southeastern La.	82 62	332	A	Incarnate Word	53 48								

Non-Div I Games: LeTourneau 73 44 Xavier (LA) 73 57 LSU-Alexandria 94 65 Central Baptist 86 56 Northwestern St.

Loss, Non-Conf, S Site, H Home A Away N Neutral

Through Games of Feb. 19, 1919										
Average RPI Win:	79	WON-LOST	WINNING	LAST 10	STRENGTH OF	OPP. STRENGTH	TEAM	ADJ.	CONF.	ADJ CONF.
Average RPI Loss:	4	RECORD	PCT. RANK	GAMES	SCHEDULE	OF SCHEDULE	RPI	RPI	RPI	RPI
DIV. I ONLY	26- 1	3	8- 0	2	6	1	1	4	4	
DIV. I NON-CONF.	12- 1	9	1- 0	7	2	2	2	5	5	
TOTALS	RPI 1-25	RPI 26-50	W-L RECORDS	RPI 51-100	RPI 101-150	RPI 150+				
26- 1	8- 1	2- 0	OVERALL	8- 0	6- 0	2- 0				
12- 0	5- 0	2- 0	HOME	3- 0	2- 0	0- 0				
12- 1	2- 1	0- 0	AWAY	5- 0	4- 0	1- 0				
2- 0	1- 0	0- 0	NEUTRAL	0- 0	0- 0	1- 0				
12- 1	5- 1	0- 0	NON-CONFERENCE	4- 0	1- 0	2- 0				
6- 0	4- 0	0- 0	HOME	2- 0	0- 0	0- 0				
4- 1	0- 1	0- 0	AWAY	2- 0	1- 0	1- 0				
2- 0	1- 0	0- 0	NEUTRAL	0- 0	0- 0	1- 0				
14- 0	3- 0	2- 0	CONFERENCE	4- 0	5- 0	0- 0				
6- 0	1- 0	2- 0	HOME	1- 0	2- 0	0- 0				
8- 0	2- 0	0- 0	AWAY	3- 0	3- 0	0- 0				
0- 0	0- 0	0- 0	NEUTRAL	0- 0	0- 0	0- 0				

RPI	S	Opponent	Score	RPI	S	Opponent	Score	RPI	S	Opponent	Score	RPI	S	Opponent	Score
4	A	UConn	81 91	26	H	Miami (FL)	90 69	52	A	Duke	68 61	105	A	Saint Joseph's	91 55
5	H	Ohio St.	75 72	42	H	North Carolina St.	82 46	63	A	South Dakota St.	75 64	113	A	Wake Forest	86 52
7	H	Oregon St.	62 61					76	A	Georgia Tech	54 42	117	H	Virginia Tech	80 41
9	N	UCLA	92 84					76	H	Georgia Tech	85 76	118	A	Boston College	63 50
15	A	Louisville	66 61					86	A	TCU	88 72	120	A	Pittsburgh	65 55
16	H	Syracuse	90 62					89	H	Bucknell	85 54	124	H	North Carolina	88 54
17	A	Florida St.	73 66					92	A	Virginia	74 46	243	A	Valparaiso	110 54
22	H	DePaul	95 90					99	H	Toledo	74 39	297	N	Denver	94 52
24	H	Tennessee	79 66												
LAST 12 Division I GAMES:															
9	N	UCLA	92 84	52	A	Duke	68 61								
17	A	Florida St.	73 66	76	A	Georgia Tech	54 42								
113	A	Wake Forest	86 52	117	H	Virginia Tech	80 41								
26	H	Miami (FL)	90 69	16	H	Syracuse	90 62								
15	A	Louisville	66 61	24	H	Tennessee	79 66								
42	H	North Carolina St.	82 46	118	A	Boston College	63 50								

Non-Div I Games:

Notre Dame

Average RPI Win: 248		WON-LOST	WINNING	LAST 10	STRENGTH OF	OPP. STRENGTH	TEAM	ADJ.	CONF.	ADJ CONF.
Average RPI Loss: 150		RECORD	PCT. RANK	GAMES	SCHEDULE	OF SCHEDULE	RPI	RPI	RPI	RPI
DIV. I ONLY		12- 12	169	4- 6	284	183	206	206	14	14
DIV. I NON-CONF.		6- 3	99	0- 0	343	290	233	233	16	16
TOTALS	RPI 1-25	RPI 26-50		W-L RECORDS	RPI 51-100		RPI 101-150		RPI 150+	
12- 12	0- 1	1- 0		OVERALL	0- 1		0- 6		11- 4	
5- 5	0- 1	0- 0		HOME	0- 1		0- 3		5- 0	
7- 7	0- 0	1- 0		AWAY	0- 0		0- 3		6- 4	
0- 0	0- 0	0- 0		NEUTRAL	0- 0		0- 0		0- 0	
6- 3	0- 1	0- 0		NON-CONFERENCE	0- 1		0- 0		6- 1	
2- 2	0- 1	0- 0		HOME	0- 1		0- 0		2- 0	
4- 1	0- 0	0- 0		AWAY	0- 0		0- 0		4- 1	
0- 0	0- 0	0- 0		NEUTRAL	0- 0		0- 0		0- 0	
6- 9	0- 0	1- 0		CONFERENCE	0- 0		0- 6		5- 3	
3- 3	0- 0	0- 0		HOME	0- 0		0- 3		3- 0	
3- 6	0- 0	1- 0		AWAY	0- 0		0- 3		2- 3	
0- 0	0- 0	0- 0		NEUTRAL	0- 0		0- 0		0- 0	

RPI 1-25					
RPI	S	Opponent	Score		
23	H	Michigan St.	62	82	
RPI 26-50					
RPI	S	Opponent	Score		
28	A	Green Bay	58	56	
RPI 51-100					
RPI	S	Opponent	Score		
83	H	Central Mich.	87	110	
RPI 101+					
RPI	S	Opponent	Score		
101	A	Wright St.	63	79	
101	H	Wright St.	72	77	
130	A	Youngstown St.	63	67	
130	H	Youngstown St.	77	96	
139	A	Northern Ky.	64	80	
139	H	Northern Ky.	71	75	
154	A	Detroit	79	73	
173	A	Milwaukee	64	77	
219	A	Ill.-Chicago	78	76	
219	H	Ill.-Chicago	78	73	
226	H	Dartmouth	78	60	
243	A	Valparaiso	66	81	
243	H	Valparaiso	87	77	
266	A	Miami (OH)	54	65	
277	A	Cleveland St.	75	88	
277	H	Cleveland St.	79	69	
296	A	Vermont	74	68	
308	A	Niagara	77	67	
316	H	IPFW	81	74	
340	A	Chicago St.	74	51	
347	A	Norfolk St.	83	73	
Team's RPI: 206					
LAST 12 Division I GAMES:					
139	A	Northern Ky.	64	80	
101	A	Wright St.	63	79	
219	H	Ill.-Chicago	78	73	
243	H	Valparaiso	87	77	
277	A	Cleveland St.	75	88	
130	A	Youngstown St.	63	67	
173	A	Milwaukee	64	77	
28	A	Green Bay	58	56	
154	A	Detroit	79	73	
101	H	Wright St.	72	77	
139	H	Northern Ky.	71	75	
243	A	Valparaiso	66	81	

Non-Div I Games:	Rochester College	83	49	Mich.-Dearborn	123	38
------------------	-------------------	----	----	----------------	-----	----

Oakland

Loss, Non-Conf, S Site, H Home A Away N Neutral

Average RPI Win:	174	WON-LOST	WINNING	LAST 10	STRENGTH OF	OPP. STRENGTH	TEAM	ADJ.	CONF.	ADJ CONF.
Average RPI Loss:	98	RECORD	PCT. RANK	GAMES	SCHEDULE	OF SCHEDULE	RPI	RPI	RPI	RPI
DIV. I ONLY	21- 4	23	9- 1	121	112	29	29	11	11	
DIV. I NON-CONF.	8- 3	77	0- 0	186	66	63	63	13	13	
TOTALS	RPI 1-25	RPI 26-50	W-L RECORDS	RPI 51-100	RPI 101-150	RPI 150+				
21- 4	0- 1	1- 0	OVERALL	7- 1	3- 1	10- 1				
9- 0	0- 0	0- 0	HOME	3- 0	2- 0	4- 0				
8- 4	0- 0	0- 0	AWAY	3- 1	1- 0	4- 0				
4- 0	0- 0	1- 0	NEUTRAL	1- 0	0- 0	2- 0				
8- 3	0- 1	1- 0	NON-CONFERENCE	2- 1	0- 0	5- 1				
3- 0	0- 0	0- 0	HOME	1- 0	0- 0	2- 0				
1- 3	0- 1	0- 0	AWAY	0- 1	0- 0	1- 1				
4- 0	0- 0	1- 0	NEUTRAL	1- 0	0- 0	2- 0				
13- 1	0- 0	0- 0	CONFERENCE	5- 0	3- 1	5- 0				
6- 0	0- 0	0- 0	HOME	2- 0	2- 0	2- 0				
7- 1	0- 0	0- 0	AWAY	3- 0	1- 1	3- 0				
0- 0	0- 0	0- 0	NEUTRAL	0- 0	0- 0	0- 0				

RPI S	Opponent	Score	RPI S	Opponent	Score	Team's RPI: 29	RPI S	Opponent	Score	RPI S	Opponent	Score
18	A Duquesne	47 64	46	N Indiana	63 56		68	N FGCU	69 57	116	H Western Mich.	73 63
							70	H Middle Tenn.	72 49	129	A Akron	101 73
							72	A Ball St.	68 67	129	H Akron	75 55
							72	H Ball St.	73 48	138	A Buffalo	43 51
							83	H Central Mich.	86 84	153	A Illinois	53 62
							84	A Vanderbilt	59 62	165	N East Carolina	64 61
							91	A Eastern Mich.	71 64	253	A Bowling Green	72 57
							99	A Toledo	77 57	256	A UNCW	75 59
										258	H Saint Francis (PA)	91 65
										261	A Northern Ill.	72 47
										261	H Northern Ill.	95 70
										266	H Miami (OH)	72 44
										316	H IPFW	79 52
										318	N Winthrop	75 54
										324	A Kent St.	93 54
LAST 12 Division I GAMES:												
129	A Akron	101 73	129	H Akron	75 55							
266	H Miami (OH)	72 44	261	A Northern Ill.	72 47							
99	A Toledo	77 57	324	A Kent St.	93 54							
261	H Northern Ill.	95 70	83	H Central Mich.	86 84							
138	A Buffalo	43 51	91	A Eastern Mich.	71 64							
72	A Ball St.	68 67	253	A Bowling Green	72 57							

Non-Div I Games:

Ohio

Average RPI Win:	100	WON-LOST	WINNING	LAST 10	STRENGTH OF	OPP. STRENGTH	TEAM	ADJ.	CONF.	ADJ CONF.
Average RPI Loss:	30	RECORD	PCT. RANK	GAMES	SCHEDULE	OF SCHEDULE	RPI	RPI	RPI	RPI
DIV. I ONLY	23- 4	20	10- 0	4	13	5	5	5	5	5
DIV. I NON-CONF.	8- 3	77	0- 0	5	20	7	7	4	4	4
TOTALS	RPI 1-25	RPI 26-50	W-L RECORDS	RPI 51-100	RPI 101-150	RPI 150+				
23- 4	4- 3	2- 0	OVERALL	8- 0	3- 1	6- 0				
14- 1	2- 1	2- 0	HOME	5- 0	1- 0	4- 0				
7- 3	1- 2	0- 0	AWAY	3- 0	1- 1	2- 0				
2- 0	1- 0	0- 0	NEUTRAL	0- 0	1- 0	0- 0				
8- 3	1- 3	1- 0	NON-CONFERENCE	2- 0	1- 0	3- 0				
5- 1	0- 1	1- 0	HOME	2- 0	0- 0	2- 0				
1- 2	0- 2	0- 0	AWAY	0- 0	0- 0	1- 0				
2- 0	1- 0	0- 0	NEUTRAL	0- 0	1- 0	0- 0				
15- 1	3- 0	1- 0	CONFERENCE	6- 0	2- 1	3- 0				
9- 0	2- 0	1- 0	HOME	3- 0	1- 0	2- 0				
6- 1	1- 0	0- 0	AWAY	3- 0	1- 1	1- 0				
0- 0	0- 0	0- 0	NEUTRAL	0- 0	0- 0	0- 0				

RPI	S	Opponent	Score	RPI	S	Opponent	Score	RPI	S	Opponent	Score	RPI	S	Opponent	Score
1	A	Notre Dame	72 75	37	H	Princeton	90 70	53	A	Rutgers	67 58	112	N	Liberty	75 65
2	A	South Carolina	80 88	46	H	Indiana	97 70	53	H	Rutgers	90 78	114	A	Northwestern	82 86
4	H	UConn	56 100					55	A	Iowa	98 81	114	H	Northwestern	76 73
11	A	Maryland	80 71					57	H	Purdue	90 70	131	A	Penn St.	77 63
11	H	Maryland	94 86					62	A	Michigan	97 93	153	A	Illinois	80 70
13	N	Texas A&M	95 80					82	H	Nebraska	96 70	153	H	Illinois	117 74
23	H	Michigan St.	85 80					92	H	Virginia	93 73	181	H	Wisconsin	87 61
								100	H	Belmont	84 56	196	A	Cincinnati	105 76
												235	H	N.C. A&T	89 56
												341	H	Wagner	106 47
LAST 12 Division I GAMES:															
153	H	Illinois	117 74	153	A	Illinois	80 70	114	H	Northwestern	76 73	53	A	Rutgers	67 58
82	H	Nebraska	96 70	114	H	Northwestern	76 73	62	A	Michigan	97 93	57	H	Purdue	90 70
131	A	Penn St.	77 63	53	A	Rutgers	67 58	57	H	Purdue	90 70	114	A	Northwestern	82 86
55	A	Iowa	98 81	62	A	Michigan	97 93								
11	H	Maryland	94 86												
181	H	Wisconsin	87 61												

Non-Div I Games:

Ohio St.

■ Loss,
■ Non-Conf, S Site,
■ Home
■ Away
N Neutral

Average RPI Win:	132	WON-LOST	WINNING	LAST 10	STRENGTH OF	OPP. STRENGTH	TEAM	ADJ.	CONF.	ADJ CONF.
Average RPI Loss:	41	RECORD	PCT. RANK	GAMES	SCHEDULE	OF SCHEDULE	RPI	RPI	RPI	RPI
DIV. I ONLY	18- 9	77	5- 5	24	12	34	34	3	3	
DIV. I NON-CONF.	9- 2	37	0- 0	189	31	68	68	3	3	
TOTALS	RPI 1-25	RPI 26-50	W-L RECORDS	RPI 51-100	RPI 101-150	RPI 150+				
18- 9	2- 6	3- 2	OVERALL	4- 0	3- 0	6- 1				
10- 3	2- 2	2- 0	HOME	1- 0	2- 0	3- 1				
6- 5	0- 3	1- 2	AWAY	2- 0	0- 0	3- 0				
2- 1	0- 1	0- 0	NEUTRAL	1- 0	1- 0	0- 0				
9- 2	1- 1	1- 0	NON-CONFERENCE	1- 0	2- 0	4- 1				
4- 1	1- 0	0- 0	HOME	0- 0	1- 0	2- 1				
3- 0	0- 0	1- 0	AWAY	0- 0	0- 0	2- 0				
2- 1	0- 1	0- 0	NEUTRAL	1- 0	1- 0	0- 0				
9- 7	1- 5	2- 2	CONFERENCE	3- 0	1- 0	2- 0				
6- 2	1- 2	2- 0	HOME	1- 0	1- 0	1- 0				
3- 5	0- 3	0- 2	AWAY	2- 0	0- 0	1- 0				
0- 0	0- 0	0- 0	NEUTRAL	0- 0	0- 0	0- 0				

RPI 1-25				RPI 26-50				Team's RPI: 34		RPI 51-100				RPI 101+			
RPI	S	Opponent	Score	RPI	S	Opponent	Score		RPI	S	Opponent	Score	RPI	S	Opponent	Score	
3	A	Baylor	68 78	32	A	Washington	71 68		78	N	Utah	70 55	118	N	Boston College	76 61	
3	H	Baylor	70 78	38	A	West Virginia	55 63		86	A	TCU	78 65	125	H	Little Rock	65 52	
6	A	Texas	76 83	38	H	West Virginia	57 54		86	H	TCU	77 64	142	H	Texas Tech	92 53	
6	H	Texas	74 56	48	A	Kansas St.	71 87		98	A	Iowa St.	77 71	192	A	Tulsa	75 62	
12	H	BYU	73 47	48	H	Kansas St.	68 58						217	A	Kansas	72 66	
13	N	Texas A&M	68 74										217	H	Kansas	67 44	
19	A	Oklahoma St.	42 73										224	H	North Texas	57 61	
19	H	Oklahoma St.	69 71										265	H	UTSA	80 41	
													304	A	Bradley	79 46	
													318	H	Winthrop	78 48	

Average RPI Win:	141	WON-LOST	WINNING	LAST 10	STRENGTH OF	OPP. STRENGTH	TEAM	ADJ.	CONF.	ADJ CONF.
Average RPI Loss:	40	RECORD	PCT. RANK	GAMES	SCHEDULE	OF SCHEDULE	RPI	RPI	RPI	RPI
DIV. I ONLY	19- 7	57	7- 3	31	43	19	19	3	3	
DIV. I NON-CONF.	10- 1	19	0- 0	185	198	41	41	3	3	
TOTALS	RPI 1-25	RPI 26-50	W-L RECORDS	RPI 51-100	RPI 101-150	RPI 150+				
19- 7	1- 3	3- 2	OVERALL	4- 2	4- 0	7- 0				
14- 1	1- 1	2- 0	HOME	3- 0	3- 0	5- 0				
5- 6	0- 2	1- 2	AWAY	1- 2	1- 0	2- 0				
0- 0	0- 0	0- 0	NEUTRAL	0- 0	0- 0	0- 0				
10- 1	0- 0	0- 1	NON-CONFERENCE	2- 0	2- 0	6- 0				
8- 0	0- 0	0- 0	HOME	1- 0	2- 0	5- 0				
2- 1	0- 0	0- 1	AWAY	1- 0	0- 0	1- 0				
0- 0	0- 0	0- 0	NEUTRAL	0- 0	0- 0	0- 0				
9- 6	1- 3	3- 1	CONFERENCE	2- 2	2- 0	1- 0				
6- 1	1- 1	2- 0	HOME	2- 0	1- 0	0- 0				
3- 5	0- 2	1- 1	AWAY	0- 2	1- 0	1- 0				
0- 0	0- 0	0- 0	NEUTRAL	0- 0	0- 0	0- 0				

RPI	S	Opponent	Score	RPI	S	Opponent	Score	RPI	S	Opponent	Score	RPI	S	Opponent	Score
3	A	Baylor	41 66	34	A	Oklahoma	71 69	73	H	Washington St.	70 60	124	H	North Carolina	77 67
3	H	Baylor	52 45	34	H	Oklahoma	73 42	86	A	TCU	65 79	142	A	Texas Tech	69 46
6	A	Texas	55 70	35	A	South Fla.	46 68	86	H	TCU	80 52	142	H	Texas Tech	70 57
6	H	Texas	48 78	38	H	West Virginia	63 51	90	A	Missouri St.	74 55	147	H	Oral Roberts	59 55
				48	A	Kansas St.	44 47	98	A	Iowa St.	42 49	164	H	SIUE	86 61
								98	H	Iowa St.	79 76	208	H	UTRGV	78 54
												217	A	Kansas	74 46
												241	H	Texas Southern	87 52
												269	A	UCF	74 55
												282	H	Lamar	90 45
												293	H	Savannah St.	76 48
LAST 12 Division I GAMES:															
86	A	TCU	65 79	86	H	TCU	80 52								
3	A	Baylor	41 66	217	A	Kansas	74 46								
38	H	West Virginia	63 51	98	H	Iowa St.	79 76								
6	A	Texas	55 70	34	H	Oklahoma	73 42								
142	H	Texas Tech	70 57	48	A	Kansas St.	44 47								
34	A	Oklahoma	71 69	6	H	Texas	48 78								

Non-Div I Games:

Oklahoma St.

Average RPI Win: 204		WON-LOST	WINNING	LAST 10	STRENGTH OF	OPP. STRENGTH	TEAM	ADJ.	CONF.	ADJ CONF.
Average RPI Loss: 117		RECORD	PCT. RANK	GAMES	SCHEDULE	OF SCHEDULE	RPI	RPI	RPI	RPI
DIV. I ONLY		12- 14	196	6- 4	91	152	143	143	12	12
DIV. I NON-CONF.		4- 8	234	0- 0	140	227	215	215	10	10
TOTALS	RPI 1-25		RPI 26-50		W-L RECORDS		RPI 51-100		RPI 101-150	RPI 150+
12- 14	0- 1		0- 3		OVERALL		3- 2		0- 2	9- 6
7- 4	0- 0		0- 2		HOME		1- 0		0- 0	6- 2
5- 7	0- 0		0- 1		AWAY		2- 1		0- 1	3- 4
0- 3	0- 1		0- 0		NEUTRAL		0- 1		0- 1	0- 0
4- 8	0- 1		0- 1		NON-CONFERENCE		0- 2		0- 1	4- 3
2- 2	0- 0		0- 1		HOME		0- 0		0- 0	2- 1
2- 3	0- 0		0- 0		AWAY		0- 1		0- 0	2- 2
0- 3	0- 1		0- 0		NEUTRAL		0- 1		0- 1	0- 0
8- 6	0- 0		0- 2		CONFERENCE		3- 0		0- 1	5- 3
5- 2	0- 0		0- 1		HOME		1- 0		0- 0	4- 1
3- 4	0- 0		0- 1		AWAY		2- 0		0- 1	1- 2
0- 0	0- 0		0- 0		NEUTRAL		0- 0		0- 0	0- 0

RPI 1-25				RPI 26-50				RPI 51-100				RPI 101+				Team's RPI: 143	
RPI	S	Opponent	Score	RPI	S	Opponent	Score	RPI	S	Opponent	Score	RPI	S	Opponent	Score		
11	N	Maryland	49 95	26	H	Miami (FL)	35 61	63	N	South Dakota St.	39 71	120	N	Pittsburgh	58 67		
				49	A	Western Ky.	51 68	70	A	Middle Tenn.	61 58	146	A	UAB	55 58		
				49	H	Western Ky.	74 85	75	A	Charlotte	71 59	151	H	Southern Miss.	53 45		
								75	H	Charlotte	94 85	152	A	Marshall	62 80		
								80	A	VCU	54 74	152	H	Marshall	77 55		
												159	H	ETSU	52 56		
												172	H	Louisiana Tech	51 69		
												188	A	Richmond	57 62		
												189	H	Fla. Atlantic	85 45		
												195	A	William & Mary	64 75		
												223	A	Rice	46 68		
												224	A	North Texas	65 48		
												252	H	Loyola Maryland	64 41		
												283	A	UMES	69 52		
												302	H	FIU	84 49		
												333	A	Howard	83 64		
												341	H	Wagner	71 57		
LAST 12 Division I GAMES:																	
				152	H	Marshall	77 55	189	H	Fla. Atlantic	85 45						
				49	H	Western Ky.	74 85	152	A	Marshall	62 80						
				223	A	Rice	46 68	49	A	Western Ky.	51 68						
				224	A	North Texas	65 48	70	A	Middle Tenn.	61 58						
				75	H	Charlotte	94 85	146	A	UAB	55 58						
				302	H	FIU	84 49	151	H	Southern Miss.	53 45						

Non-Div I Games:

Old Dominion

Loss, Non-Conf, S Site, H Home A Away N Neutral

Average RPI Win:	216	WON-LOST	WINNING	LAST 10	STRENGTH OF	OPP. STRENGTH	TEAM	ADJ.	CONF.	ADJ CONF.
Average RPI Loss:	61	RECORD	PCT. RANK	GAMES	SCHEDULE	OF SCHEDULE	RPI	RPI	RPI	RPI
DIV. I ONLY	10- 17	249	1- 9	58	77	166	166	2	2	
DIV. I NON-CONF.	8- 5	120	0- 0	244	326	197	197	2	2	
<hr/>										
TOTALS	RPI 1-25	RPI 26-50	W-L RECORDS	RPI 51-100	RPI 101-150	RPI 150+				
10- 17	1- 6	1- 3	OVERALL	1- 4	1- 2	6- 2				
8- 8	1- 2	1- 2	HOME	1- 3	0- 1	5- 0				
2- 9	0- 4	0- 1	AWAY	0- 1	1- 1	1- 2				
0- 0	0- 0	0- 0	NEUTRAL	0- 0	0- 0	0- 0				
8- 5	0- 0	1- 0	NON-CONFERENCE	0- 3	1- 1	6- 1				
6- 3	0- 0	1- 0	HOME	0- 2	0- 1	5- 0				
2- 2	0- 0	0- 0	AWAY	0- 1	1- 0	1- 1				
0- 0	0- 0	0- 0	NEUTRAL	0- 0	0- 0	0- 0				
2- 12	1- 6	0- 3	CONFERENCE	1- 1	0- 1	0- 1				
2- 5	1- 2	0- 2	HOME	1- 1	0- 0	0- 0				
0- 7	0- 4	0- 1	AWAY	0- 0	0- 1	0- 1				
0- 0	0- 0	0- 0	NEUTRAL	0- 0	0- 0	0- 0				

RPI 1-25				RPI 26-50				RPI 51-100				RPI 101+ Team's RPI: 166			
RPI	S	Opponent	Score	RPI	S	Opponent	Score	RPI	S	Opponent	Score	RPI	S	Opponent	Score
2	A	South Carolina	62 81	27	H	Missouri	46 60	56	H	Auburn	60 65	123	A	LSU	57 76
13	A	Texas A&M	58 81	31	A	Mississippi St.	51 79	70	A	Middle Tenn.	75 84	127	H	La.-Lafayette	78 82
13	H	Texas A&M	48 62	31	H	Mississippi St.	51 60	84	H	Vanderbilt	55 52	144	A	Stony Brook	72 57
14	H	Kentucky	73 65	49	H	Western Ky.	59 53	85	H	Tulane	59 61	151	A	Southern Miss.	38 57
20	A	Georgia	56 70					90	H	Missouri St.	78 91	156	A	Alabama	37 48
21	H	Florida	65 85									161	H	McNeese St.	96 56
24	A	Tennessee	51 57									335	H	New Orleans	97 59
												341	A	Wagner	86 49
												342	H	Ark.-Pine Bluff	80 45
												346	H	Alabama A&M	103 42
												348	H	Mississippi Val.	97 61
<hr/>															
LAST 12 Division I GAMES:															
31	H	Mississippi St.	51 60	27	H	Missouri	46 60								
24	A	Tennessee	51 57	2	A	South Carolina	62 81								
13	H	Texas A&M	48 62	14	H	Kentucky	73 65								
56	H	Auburn	60 65	31	A	Mississippi St.	51 79								
20	A	Georgia	56 70	13	A	Texas A&M	58 81								
156	A	Alabama	37 48	21	H	Florida	65 85								

Non-Div I Games:

Ole Miss

■ Loss,
 ■ Non-Conf,
 ■ S Site,
 ■ H Home
 ■ A Away
 N Neutral

Average RPI Win: 276	WON-LOST	WINNING	LAST 10	STRENGTH OF	OPP. STRENGTH	TEAM	ADJ.	CONF.	ADJ CONF.
Average RPI Loss: 150	RECORD	PCT. RANK	GAMES	SCHEDULE	OF SCHEDULE	RPI	RPI	RPI	RPI
DIV. I ONLY	11- 13	205	4- 6	283	245	259	259	18	18
DIV. I NON-CONF.	5- 5	160	0- 0	332	281	278	278	19	19
TOTALS	RPI 1-25	RPI 26-50	W-L RECORDS	RPI 51-100	RPI 101-150	RPI 150+			
11- 13	0- 0	0- 0	OVERALL	0- 4	1- 4	10- 5			
8- 5	0- 0	0- 0	HOME	0- 2	1- 2	7- 1			
2- 7	0- 0	0- 0	AWAY	0- 2	0- 2	2- 3			
1- 1	0- 0	0- 0	NEUTRAL	0- 0	0- 0	1- 1			
5- 5	0- 0	0- 0	NON-CONFERENCE	0- 0	0- 2	5- 3			
3- 2	0- 0	0- 0	HOME	0- 0	0- 1	3- 1			
1- 2	0- 0	0- 0	AWAY	0- 0	0- 1	1- 1			
1- 1	0- 0	0- 0	NEUTRAL	0- 0	0- 0	1- 1			
6- 8	0- 0	0- 0	CONFERENCE	0- 4	1- 2	5- 2			
5- 3	0- 0	0- 0	HOME	0- 2	1- 1	4- 0			
1- 5	0- 0	0- 0	AWAY	0- 2	0- 1	1- 2			
0- 0	0- 0	0- 0	NEUTRAL	0- 0	0- 0	0- 0			

RPI S	Opponent	Score	RPI S	Opponent	Score	RPI S	Opponent	Score	RPI S	Opponent	Score	Team's RPI: 259
						63	A South Dakota St.	58 68	115	A North Dakota	52 67	
						63	H South Dakota St.	47 65	126	A IUPUI	59 75	
						67	A South Dakota	76 82	126	H IUPUI	57 54	
						67	H South Dakota	55 70	140	H Creighton	46 69	
									147	H Oral Roberts	65 67	
									164	A SIUE	86 90	
									207	H Utah Valley	59 74	
									210	A Indiana St.	51 50	
									229	A Western Ill.	55 74	
									229	H Western Ill.	79 66	
									247	N Houston Baptist	51 64	
									269	H UCF	75 60	
									297	H Denver	67 55	
									303	H UMKC	57 42	
									314	A North Dakota St.	67 74	
									314	H North Dakota St.	77 52	
									316	A IPFW	60 58	
									316	H IPFW	71 64	
									319	N Illinois St.	60 56	
									339	H Eastern Ill.	76 67	
LAST 12 Division I GAMES:												
126	H IUPUI	57 54	316	A IPFW	60 58							
314	A North Dakota St.	67 74	147	H Oral Roberts	65 67							
316	H IPFW	71 64	297	H Denver	67 55							
67	H South Dakota	55 70	126	A IUPUI	59 75							
63	H South Dakota St.	47 65	67	A South Dakota	76 82							
229	A Western Ill.	55 74	63	A South Dakota St.	58 68							

Non-Div I Games: Midland 58 53 Waldorf 97 32

Omaha

Loss, Non-Conf, S Site, H Home A Away N Neutral

Oral Roberts

Through Games Of Feb. 23, 2016

Average RPI Win:	239	WON-LOST	WINNING	LAST 10	STRENGTH OF	OPP. STRENGTH	TEAM	ADJ.	CONF.	ADJ CONF.
Average RPI Loss:	115	RECORD	PCT. RANK	GAMES	SCHEDULE	OF SCHEDULE	RPI	RPI	RPI	RPI
DIV. I ONLY	11- 14	214	5- 5	152	147	147	147	18	18	
DIV. I NON-CONF.	2- 8	290	0- 0	92	14	173	173	19	19	
TOTALS	RPI 1-25	RPI 26-50	W-L RECORDS	RPI 51-100	RPI 101-150	RPI 150+				
11- 14	0- 2	0- 0	OVERALL	1- 6	1- 3	9- 3				
5- 3	0- 0	0- 0	HOME	1- 1	0- 2	4- 0				
6- 11	0- 2	0- 0	AWAY	0- 5	1- 1	5- 3				
0- 0	0- 0	0- 0	NEUTRAL	0- 0	0- 0	0- 0				
2- 8	0- 2	0- 0	NON-CONFERENCE	0- 3	0- 2	2- 1				
0- 1	0- 0	0- 0	HOME	0- 0	0- 1	0- 0				
2- 7	0- 2	0- 0	AWAY	0- 3	0- 1	2- 1				
0- 0	0- 0	0- 0	NEUTRAL	0- 0	0- 0	0- 0				
9- 6	0- 0	0- 0	CONFERENCE	1- 3	1- 1	7- 2				
5- 2	0- 0	0- 0	HOME	1- 1	0- 1	4- 0				
4- 4	0- 0	0- 0	AWAY	0- 2	1- 0	3- 2				
0- 0	0- 0	0- 0	NEUTRAL	0- 0	0- 0	0- 0				

RPI 1-25				RPI 26-50				RPI 51-100				RPI 101+ Team's RPI: 147			
RPI	S	Opponent	Score	RPI	S	Opponent	Score	RPI	S	Opponent	Score	RPI	S	Opponent	Score
3	A	Baylor	39 97					62	A	Michigan	44 61	125	H	Little Rock	52 66
19	A	Oklahoma St.	55 59					63	A	South Dakota St.	48 60	126	A	IUPUI	52 47
								63	H	South Dakota St.	50 68	126	H	IUPUI	54 57
								67	A	South Dakota	48 71	132	A	Arkansas	50 65
								67	H	South Dakota	60 56	192	A	Tulsa	59 53
								90	A	Missouri St.	64 72	217	A	Kansas	70 63
								91	A	Eastern Mich.	69 77	229	A	Western Ill.	61 72
												229	H	Western Ill.	79 55
												230	A	Grand Canyon	64 66
												259	A	Omaha	67 65
												297	A	Denver	59 56
												297	H	Denver	65 33
												314	A	North Dakota St.	52 42
												314	H	North Dakota St.	59 58
												316	A	IPFW	48 54
												316	H	IPFW	61 59
LAST 12 Division I GAMES:															
229	H	Western Ill.	79 55	126	H	IUPUI	54 57								
316	A	IPFW	48 54	63	H	South Dakota St.	50 68								
67	A	South Dakota	48 71	297	H	Denver	65 33								
63	A	South Dakota St.	48 60	259	A	Omaha	67 65								
297	A	Denver	59 56	316	H	IPFW	61 59								
314	H	North Dakota St.	59 58	314	A	North Dakota St.	52 42								

Non-Div I Games: Lyon 49 68 Evangel 89 46

Oral Roberts

Loss, Non-Conf, S Site, H Home A Away N Neutral

Oregon

Through Games Of Feb. 23, 2016

Average RPI Win: 155	WON-LOST	WINNING	LAST 10	STRENGTH OF	OPP. STRENGTH	TEAM	ADJ.	CONF.	ADJ CONF.
Average RPI Loss: 13	RECORD	PCT. RANK	GAMES	SCHEDULE	OF SCHEDULE	RPI	RPI	RPI	RPI
DIV. I ONLY	20- 7	47	8- 2	112	2	60	60	1	1
DIV. I NON-CONF.	11- 0	1	0- 0	331	42	72	72	1	1
<hr/>									
TOTALS	RPI 1-25	RPI 26-50	W-L RECORDS	RPI 51-100	RPI 101-150	RPI 150+			
20- 7	0- 6	2- 1	OVERALL	5- 0	4- 0	9- 0			
15- 4	0- 4	1- 0	HOME	3- 0	3- 0	8- 0			
5- 3	0- 2	1- 1	AWAY	2- 0	1- 0	1- 0			
0- 0	0- 0	0- 0	NEUTRAL	0- 0	0- 0	0- 0			
11- 0	0- 0	0- 0	NON-CONFERENCE	1- 0	3- 0	7- 0			
10- 0	0- 0	0- 0	HOME	1- 0	2- 0	7- 0			
1- 0	0- 0	0- 0	AWAY	0- 0	1- 0	0- 0			
0- 0	0- 0	0- 0	NEUTRAL	0- 0	0- 0	0- 0			
9- 7	0- 6	2- 1	CONFERENCE	4- 0	1- 0	2- 0			
5- 4	0- 4	1- 0	HOME	2- 0	1- 0	1- 0			
4- 3	0- 2	1- 1	AWAY	2- 0	0- 0	1- 0			
0- 0	0- 0	0- 0	NEUTRAL	0- 0	0- 0	0- 0			

RPI 1-25				RPI 26-50				RPI 51-100				Team's RPI: 60	RPI 101+			
RPI	S	Opponent	Score	RPI	S	Opponent	Score	RPI	S	Opponent	Score		RPI	S	Opponent	Score
7	A	Oregon St.	33 60	32	A	Washington	75 63	54	H	UC Riverside	95 81		115	H	North Dakota	77 51
7	H	Oregon St.	45 59	43	A	Southern California	67 74	73	A	Washington St.	73 48		124	A	North Carolina	79 77
8	H	Arizona St.	58 63	43	H	Southern California	69 60	78	A	Utah	77 65		134	H	Arizona	76 54
9	A	UCLA	69 80					78	H	Utah	69 58		150	H	Hampton	86 51
9	H	UCLA	72 77					95	H	California	69 59		176	A	Colorado	59 46
10	H	Stanford	62 64										176	H	Colorado	77 70
													198	H	San Jose St.	104 74
													207	H	Utah Valley	79 68
													248	H	Clemson	69 56
													257	H	Seattle	82 62
													260	H	UC Santa Barbara	79 51
													286	H	Portland	93 52
													315	H	Portland St.	122 59
<hr/>																
LAST 12 Division I GAMES:																
				43	H	Southern California	69 60	134	H	Arizona	76 54					
				9	H	UCLA	72 77	8	H	Arizona St.	58 63					
				176	H	Colorado	77 70	78	A	Utah	77 65					
				78	H	Utah	69 58	176	A	Colorado	59 46					
				32	A	Washington	75 63	95	H	California	69 59					
				73	A	Washington St.	73 48	10	H	Stanford	62 64					

Non-Div I Games:

Oregon

■ Loss,
 ■ Non-Conf, S Site,
 ■ Home
 ■ Away
 N Neutral

Average RPI Win:	108	WON-LOST	WINNING	LAST 10	STRENGTH OF	OPP. STRENGTH	TEAM	ADJ.	CONF.	ADJ CONF.
Average RPI Loss:	11	RECORD	PCT. RANK	GAMES	SCHEDULE	OF SCHEDULE	RPI	RPI	RPI	RPI
DIV. I ONLY	24- 3	10	10- 0	41	4	7	7	1	1	
DIV. I NON-CONF.	9- 2	37	0- 0	118	21	44	44	1	1	
TOTALS	RPI 1-25	RPI 26-50	W-L RECORDS	RPI 51-100	RPI 101-150	RPI 150+				
24- 3	3- 3	3- 0	OVERALL	9- 0	3- 0	6- 0				
14- 1	3- 1	1- 0	HOME	4- 0	2- 0	4- 0				
8- 2	0- 2	2- 0	AWAY	4- 0	0- 0	2- 0				
2- 0	0- 0	0- 0	NEUTRAL	1- 0	1- 0	0- 0				
9- 2	0- 2	0- 0	NON-CONFERENCE	3- 0	2- 0	4- 0				
5- 1	0- 1	0- 0	HOME	1- 0	1- 0	3- 0				
2- 1	0- 1	0- 0	AWAY	1- 0	0- 0	1- 0				
2- 0	0- 0	0- 0	NEUTRAL	1- 0	1- 0	0- 0				
15- 1	3- 1	3- 0	CONFERENCE	6- 0	1- 0	2- 0				
9- 0	3- 0	1- 0	HOME	3- 0	1- 0	1- 0				
6- 1	0- 1	2- 0	AWAY	3- 0	0- 0	1- 0				
0- 0	0- 0	0- 0	NEUTRAL	0- 0	0- 0	0- 0				

RPI 1-25				RPI 26-50				RPI 51-100				RPI 101+			
RPI	S	Opponent	Score	RPI	S	Opponent	Score	RPI	S	Opponent	Score	RPI	S	Opponent	Score
1	A	Notre Dame	61 62	32	A	Washington	61 53	54	H	UC Riverside	86 65	132	N	Arkansas	63 47
8	H	Arizona St.	67 44	43	A	Southern California	57 49	60	A	Oregon	59 45	134	H	Arizona	71 43
9	A	UCLA	51 71	43	H	Southern California	76 52	60	H	Oregon	60 33	137	H	Idaho	69 44
9	H	UCLA	64 54					73	A	Washington St.	54 45	176	A	Colorado	61 47
10	H	Stanford	58 50					74	N	Hofstra	73 50	176	H	Colorado	73 50
24	H	Tennessee	50 53					78	A	Utah	62 53	194	H	Cal Poly	80 43
								78	H	Utah	72 53	240	H	CSU Bakersfield	75 51
								88	A	Marquette	65 58	286	A	Portland	94 50
								95	H	California	70 48	320	H	Longwood	110 45
LAST 12 Division I GAMES:															
				9	H	UCLA	64 54	8	H	Arizona St.	67 44				
				43	H	Southern California	76 52	134	H	Arizona	71 43				
				78	H	Utah	72 53	176	A	Colorado	61 47				
				176	H	Colorado	73 50	78	A	Utah	62 53				
				73	A	Washington St.	54 45	10	H	Stanford	58 50				
				32	A	Washington	61 53	95	H	California	70 48				

Non-Div I Games:

Oregon St.

■ Loss,
■ Non-Conf, S Site,
■ Home
■ Away
N Neutral

Average RPI Win:	215	WON-LOST	WINNING	LAST 10	STRENGTH OF	OPP. STRENGTH	TEAM	ADJ.	CONF.	ADJ CONF.
Average RPI Loss:	115	RECORD	PCT. RANK	GAMES	SCHEDULE	OF SCHEDULE	RPI	RPI	RPI	RPI
DIV. I ONLY	12- 14	196	4- 6	153	113	155	155	8	8	
DIV. I NON-CONF.	6- 4	125	0- 0	230	223	128	128	9	9	
TOTALS	RPI 1-25	RPI 26-50	W-L RECORDS	RPI 51-100	RPI 101-150	RPI 150+				
12- 14	0- 2	0- 0	OVERALL	0- 5	3- 3	9- 4				
6- 5	0- 1	0- 0	HOME	0- 2	2- 1	4- 1				
6- 9	0- 0	0- 0	AWAY	0- 0	1- 0	5- 0				
0- 0	0- 0	0- 0	NEUTRAL	0- 0	0- 0	0- 0				
6- 4	0- 0	0- 0	NON-CONFERENCE	0- 0	1- 2	5- 2				
2- 1	0- 0	0- 0	HOME	0- 0	0- 1	2- 0				
4- 3	0- 0	0- 0	AWAY	0- 0	1- 1	3- 2				
0- 0	0- 0	0- 0	NEUTRAL	0- 0	0- 0	0- 0				
6- 10	0- 2	0- 0	CONFERENCE	0- 5	2- 1	4- 2				
4- 4	0- 1	0- 0	HOME	0- 2	2- 0	2- 1				
2- 6	0- 1	0- 0	AWAY	0- 3	0- 1	2- 1				
0- 0	0- 0	0- 0	NEUTRAL	0- 0	0- 0	0- 0				

RPI S	Opponent	Score	RPI S	Opponent	Score	RPI S	Opponent	Score	RPI S	Opponent	Score	Team's RPI: 155
12	A BYU	62 79				59	A St. Mary's (CA)	75 83	102	H San Francisco	70 57	
12	H BYU	57 67				59	H St. Mary's (CA)	73 82	107	A Gonzaga	61 68	
						64	A Santa Clara	52 76	107	H Gonzaga	84 83	
						77	A San Diego	56 69	124	A North Carolina	66 63	
						77	H San Diego	56 59	134	A Arizona	56 69	
									136	H Long Beach St.	60 68	
									187	A UC Davis	66 53	
									191	A Gardner-Webb	84 77	
									193	A Montana	54 64	
									198	H San Jose St.	81 69	
									204	A Utah St.	70 78	
									240	A CSU Bakersfield	80 74	
									241	A Loyola Marymount	88 96	
									241	H Loyola Marymount	60 63	
									267	A Pepperdine	92 64	
									267	H Pepperdine	65 62	
									286	A Portland	72 64	
									286	H Portland	87 38	
									323	H Nevada	74 52	
LAST 12 Division I GAMES:												
107	H Gonzaga	84 83	59	A St. Mary's (CA)	75 83							
286	H Portland	87 38	107	A Gonzaga	61 68							
267	A Pepperdine	92 64	286	A Portland	72 64							
241	A Loyola Marymount	88 96	59	H St. Mary's (CA)	73 82							
77	H San Diego	56 59	241	H Loyola Marymount	60 63							
12	H BYU	57 67	267	H Pepperdine	65 62							

Non-Div I Games: Stanislaus St. 74 61

Pacific

Average RPI Win:	178	WON-LOST	WINNING	LAST 10	STRENGTH OF	OPP. STRENGTH	TEAM	ADJ.	CONF.	ADJ CONF.
Average RPI Loss:	69	RECORD	PCT. RANK	GAMES	SCHEDULE	OF SCHEDULE	RPI	RPI	RPI	RPI
DIV. I ONLY	19- 3	15	9- 1	101	129	30	30	10	10	
DIV. I NON-CONF.	10- 3	61	2- 1	129	128	56	56	12	12	
TOTALS	RPI 1-25	RPI 26-50	W-L RECORDS	RPI 51-100	RPI 101-150	RPI 150+				
19- 3	0- 0	2- 1	OVERALL	2- 1	2- 1	13- 0				
10- 1	0- 0	2- 0	HOME	1- 1	0- 0	7- 0				
9- 2	0- 0	0- 1	AWAY	1- 0	2- 1	6- 0				
0- 0	0- 0	0- 0	NEUTRAL	0- 0	0- 0	0- 0				
10- 3	0- 0	1- 1	NON-CONFERENCE	2- 1	1- 1	6- 0				
5- 1	0- 0	1- 0	HOME	1- 1	0- 0	3- 0				
5- 2	0- 0	0- 1	AWAY	1- 0	1- 1	3- 0				
0- 0	0- 0	0- 0	NEUTRAL	0- 0	0- 0	0- 0				
9- 0	0- 0	1- 0	CONFERENCE	0- 0	1- 0	7- 0				
5- 0	0- 0	1- 0	HOME	0- 0	0- 0	4- 0				
4- 0	0- 0	0- 0	AWAY	0- 0	1- 0	3- 0				
0- 0	0- 0	0- 0	NEUTRAL	0- 0	0- 0	0- 0				

RPI 1-25			RPI 26-50			Team's RPI: 30			RPI 51-100			RPI 101+			
RPI	S	Opponent	Score	RPI	S	Opponent	Score	RPI	S	Opponent	Score	RPI	S	Opponent	Score
37	H	Princeton	50 48	52	H	Duke	50 57	103	A	Harvard	68 48				
44	H	Colorado St.	49 48	61	A	Temple	60 54	105	A	Saint Joseph's	46 50				
50	A	Villanova	46 66	81	H	Drexel	72 67	119	A	Hawaii	64 54				
												157	A	UMBC	81 46
												163	A	Yale	77 59
												163	H	Yale	68 49
												174	H	Cornell	65 50
												203	A	Brown	69 59
												203	H	Brown	66 49
												226	A	Dartmouth	56 41
												232	H	Navy	57 43
												234	H	Columbia	71 51
												238	A	New Hampshire	67 60
												275	A	La Salle	78 68
												322	H	Lafayette	54 37
												341	H	Wagner	78 50
LAST 12 Division I GAMES:															
163	A	Yale	77 59	203	H	Brown	66 49								
203	A	Brown	69 59	163	H	Yale	68 49								
174	H	Cornell	65 50	50	A	Villanova	46 66								
234	H	Columbia	71 51	61	A	Temple	60 54								
226	A	Dartmouth	56 41	275	A	La Salle	78 68								
103	A	Harvard	68 48	37	H	Princeton	50 48								

Non-Div I Games: BYU-Hawaii 73 41

Penn

Average RPI Win:	151	WON-LOST	WINNING	LAST 10	STRENGTH OF	OPP. STRENGTH	TEAM	ADJ.	CONF.	ADJ CONF.
Average RPI Loss:	72	RECORD	PCT. RANK	GAMES	SCHEDULE	OF SCHEDULE	RPI	RPI	RPI	RPI
DIV. I ONLY	10- 17	249	2- 6	29	34	131	131	5	5	
DIV. I NON-CONF.	5- 6	180	0- 1	61	108	153	153	4	4	
TOTALS	RPI 1-25	RPI 26-50	W-L RECORDS	RPI 51-100	RPI 101-150	RPI 150+				
10- 17	1- 5	0- 2	OVERALL	1- 7	3- 1	5- 2				
6- 8	0- 3	0- 0	HOME	0- 4	2- 1	4- 0				
4- 8	1- 1	0- 2	AWAY	1- 3	1- 0	1- 2				
0- 1	0- 1	0- 0	NEUTRAL	0- 0	0- 0	0- 0				
5- 6	0- 2	0- 2	NON-CONFERENCE	0- 0	1- 1	4- 1				
5- 1	0- 0	0- 0	HOME	0- 0	1- 1	4- 0				
0- 4	0- 1	0- 2	AWAY	0- 0	0- 0	0- 1				
0- 1	0- 1	0- 0	NEUTRAL	0- 0	0- 0	0- 0				
5- 11	1- 3	0- 0	CONFERENCE	1- 7	2- 0	1- 1				
1- 7	0- 3	0- 0	HOME	0- 4	1- 0	0- 0				
4- 4	1- 0	0- 0	AWAY	1- 3	1- 0	1- 1				
0- 0	0- 0	0- 0	NEUTRAL	0- 0	0- 0	0- 0				

RPI 1-25				RPI 26-50				RPI 51-100				RPI 101+ Team's RPI: 131			
RPI	S	Opponent	Score	RPI	S	Opponent	Score	RPI	S	Opponent	Score	RPI	S	Opponent	Score
5	H	Ohio St.	63 77	35	A	South Fla.	79 101	53	H	Rutgers	62 74	114	A	Northwestern	73 54
11	H	Maryland	53 89	36	A	St. Bonaventure	60 70	55	A	Iowa	82 69	114	H	Northwestern	79 72
12	N	BYU	51 63					57	H	Purdue	78 88	117	H	Virginia Tech	59 64
23	A	Michigan St.	65 61					62	A	Michigan	73 78	130	H	Youngstown St.	68 51
23	H	Michigan St.	55 71					62	H	Michigan	87 91	153	A	Illinois	65 56
24	A	Tennessee	66 74					79	A	Minnesota	85 98	177	H	Fordham	75 59
								82	A	Nebraska	69 87	181	A	Wisconsin	62 82
								82	H	Nebraska	78 83	213	H	Sacred Heart	83 46
												239	H	Holy Cross	86 82
												288	H	Central Conn. St.	73 47
												301	A	CSUN	73 81
LAST 12 Division I GAMES:															
12	N	BYU	51 63	82	A	Nebraska	69 87								
62	A	Michigan	73 78	57	H	Purdue	78 88								
114	A	Northwestern	73 54	11	H	Maryland	53 89								
5	H	Ohio St.	63 77	153	A	Illinois	65 56								
23	A	Michigan St.	65 61	55	A	Iowa	82 69								
53	H	Rutgers	62 74	62	H	Michigan	87 91								

Non-Div I Games:

Penn St.

■ Loss,
■ Non-Conf,
■ S Site,
■ H Home
■ A Away
N Neutral

Pepperdine

Through Games Of Feb. 23, 2016

Average RPI Win:	247	WON-LOST	WINNING	LAST 10	STRENGTH OF	OPP. STRENGTH	TEAM	ADJ.	CONF.	ADJ CONF.
Average RPI Loss:	119	RECORD	PCT. RANK	GAMES	SCHEDULE	OF SCHEDULE	RPI	RPI	RPI	RPI
DIV. I ONLY	6- 21	307	1- 8	96	136	267	267	8	8	
DIV. I NON-CONF.	4- 6	201	0- 1	240	295	240	240	9	9	
TOTALS	RPI 1-25	RPI 26-50	W-L RECORDS	RPI 51-100	RPI 101-150	RPI 150+				
6- 21	0- 2	0- 1	OVERALL	1- 6	0- 4	5- 8				
5- 7	0- 1	0- 0	HOME	1- 2	0- 2	4- 2				
1- 13	0- 1	0- 1	AWAY	0- 4	0- 2	1- 5				
0- 1	0- 0	0- 0	NEUTRAL	0- 0	0- 0	0- 1				
4- 6	0- 0	0- 1	NON-CONFERENCE	0- 1	0- 0	4- 4				
3- 1	0- 0	0- 0	HOME	0- 0	0- 0	3- 1				
1- 4	0- 0	0- 1	AWAY	0- 1	0- 0	1- 2				
0- 1	0- 0	0- 0	NEUTRAL	0- 0	0- 0	0- 1				
2- 15	0- 2	0- 0	CONFERENCE	1- 5	0- 4	1- 4				
2- 6	0- 1	0- 0	HOME	1- 2	0- 2	1- 1				
0- 9	0- 1	0- 0	AWAY	0- 3	0- 2	0- 3				
0- 0	0- 0	0- 0	NEUTRAL	0- 0	0- 0	0- 0				

RPI S	Opponent	Score	RPI S	Opponent	Score	RPI S	Opponent	Score	RPI S	Opponent	Score	Team's RPI: 267
12	A BYU	64 69	47	A Albany (NY)	49 64	59	A St. Mary's (CA)	72 88	102	A San Francisco	75 99	
12	H BYU	66 77				59	H St. Mary's (CA)	62 58	102	H San Francisco	74 81	
						64	A Santa Clara	50 84	107	A Gonzaga	39 56	
						64	H Santa Clara	60 62	107	H Gonzaga	57 74	
						66	A Army West Point	53 63	155	A Pacific	62 65	
						77	A San Diego	55 74	155	H Pacific	64 92	
						77	H San Diego	54 70	182	A New Mexico	52 60	
									184	N George Mason	63 71	
									194	H Cal Poly	47 61	
									214	A UNLV	63 83	
									240	A CSU Bakersfield	76 73	
									241	A Loyola Marymount	69 79	
									260	H UC Santa Barbara	71 69	
									286	A Portland	79 81	
									286	H Portland	74 62	
									297	H Denver	64 60	
									338	H Cal St. Fullerton	81 75	
LAST 12 Division I GAMES:												
184	N	George Mason	63	71	286	A	Portland	79	81			
64	A	Santa Clara	50	84	12	H	BYU	66	77			
102	A	San Francisco	75	99	77	H	San Diego	54	70			
155	H	Pacific	64	92	12	A	BYU	64	69			
59	H	St. Mary's (CA)	62	58	77	A	San Diego	55	74			
107	A	Gonzaga	39	56	102	H	San Francisco	74	81			

Non-Div I Games: Alas. Anchorage 61 94

Pepperdine

Loss, Non-Conf, S Site, H Home A Away N Neutral

Average RPI Win:	231	WON-LOST	WINNING	LAST 10	STRENGTH OF	OPP. STRENGTH	TEAM	ADJ.	CONF.	ADJ CONF.
Average RPI Loss:	40	RECORD	PCT. RANK	GAMES	SCHEDULE	OF SCHEDULE	RPI	RPI	RPI	RPI
DIV. I ONLY	12- 15	209	4- 6	44	70	120	120	4	4	
DIV. I NON-CONF.	8- 5	120	0- 0	147	240	136	136	5	5	
TOTALS	RPI 1-25	RPI 26-50	W-L RECORDS	RPI 51-100	RPI 101-150	RPI 150+				
12- 15	0- 7	0- 3	OVERALL	1- 3	3- 2	8- 0				
6- 8	0- 5	0- 1	HOME	0- 1	0- 1	6- 0				
5- 5	0- 1	0- 2	AWAY	1- 1	2- 1	2- 0				
1- 2	0- 1	0- 0	NEUTRAL	0- 1	1- 0	0- 0				
8- 5	0- 2	0- 1	NON-CONFERENCE	0- 2	1- 0	7- 0				
6- 1	0- 1	0- 0	HOME	0- 0	0- 0	6- 0				
1- 2	0- 0	0- 1	AWAY	0- 1	0- 0	1- 0				
1- 2	0- 1	0- 0	NEUTRAL	0- 1	1- 0	0- 0				
4- 10	0- 5	0- 2	CONFERENCE	1- 1	2- 2	1- 0				
0- 7	0- 4	0- 1	HOME	0- 1	0- 1	0- 0				
4- 3	0- 1	0- 1	AWAY	1- 0	2- 1	1- 0				
0- 0	0- 0	0- 0	NEUTRAL	0- 0	0- 0	0- 0				

RPI S	Opponent	Score	RPI S	Opponent	Score	RPI S	Opponent	Score	RPI S	Opponent	Score	Team's RPI: 120
1	H Notre Dame	55 65	26	A Miami (FL)	55 79	52	H Duke	48 70	113	H Wake Forest	49 60	
11	N Maryland	49 70	37	A Princeton	47 61	62	A Michigan	45 82	117	A Virginia Tech	59 48	
15	H Louisville	61 84	42	H North Carolina St.	76 78	63	N South Dakota St.	54 55	118	A Boston College	43 54	
16	A Syracuse	48 71				92	A Virginia	58 55	124	A North Carolina	76 60	
16	H Syracuse	56 70							143	N Old Dominion	67 58	
17	H Florida St.	55 66							239	H Holy Cross	56 50	
18	H Duquesne	65 79							248	A Clemson	59 56	
									258	A Saint Francis (PA)	74 59	
									272	H American	76 58	
									284	H Rider	75 44	
									329	H Delaware St.	77 43	
									330	H Mt. St. Mary's	74 57	
									341	H Wagner	67 41	
LAST 12 Division I GAMES:												
16	H Syracuse	56 70	52	H Duke	48 70							
124	A North Carolina	76 60	92	A Virginia	58 55							
117	A Virginia Tech	59 48	118	A Boston College	43 54							
15	H Louisville	61 84	17	H Florida St.	55 66							
113	H Wake Forest	49 60	16	A Syracuse	48 71							
248	A Clemson	59 56	42	H North Carolina St.	76 78							

Non-Div I Games:

Pittsburgh

■ Loss,
■ Non-Conf, S Site,
■ Home
■ Away
N Neutral

Average RPI Win: 291	WON-LOST	WINNING	LAST 10	STRENGTH OF	OPP. STRENGTH	TEAM	ADJ.	CONF.	ADJ CONF.
Average RPI Loss: 129	RECORD	PCT. RANK	GAMES	SCHEDULE	OF SCHEDULE	RPI	RPI	RPI	RPI
DIV. I ONLY	2- 24	346	1- 9	76	155	286	286	8	8
DIV. I NON-CONF.	1- 9	325	0- 0	57	289	262	262	9	9
TOTALS	RPI 1-25	RPI 26-50	W-L RECORDS	RPI 51-100	RPI 101-150	RPI 150+			
2- 24	0- 2	0- 1	OVERALL	0- 6	0- 5	2- 10			
1- 11	0- 1	0- 0	HOME	0- 2	0- 3	1- 5			
1- 13	0- 1	0- 1	AWAY	0- 4	0- 2	1- 5			
0- 0	0- 0	0- 0	NEUTRAL	0- 0	0- 0	0- 0			
1- 9	0- 1	0- 1	NON-CONFERENCE	0- 1	0- 1	1- 5			
0- 5	0- 1	0- 0	HOME	0- 0	0- 1	0- 3			
1- 4	0- 0	0- 1	AWAY	0- 1	0- 0	1- 2			
0- 0	0- 0	0- 0	NEUTRAL	0- 0	0- 0	0- 0			
1- 15	0- 1	0- 0	CONFERENCE	0- 5	0- 4	1- 5			
1- 6	0- 0	0- 0	HOME	0- 2	0- 2	1- 2			
0- 9	0- 1	0- 0	AWAY	0- 3	0- 2	0- 3			
0- 0	0- 0	0- 0	NEUTRAL	0- 0	0- 0	0- 0			

RPI 1-25				RPI 26-50				RPI 51-100				RPI 101+ Team's RPI: 286			
RPI	S	Opponent	Score	RPI	S	Opponent	Score	RPI	S	Opponent	Score	RPI	S	Opponent	Score
7	H	Oregon St.	50 94	32	A	Washington	65 83	59	A	St. Mary's (CA)	53 95	102	A	San Francisco	69 90
12	A	BYU	66 78					59	H	St. Mary's (CA)	51 78	102	H	San Francisco	63 82
								60	A	Oregon	52 93	107	A	Gonzaga	51 86
								64	A	Santa Clara	47 66	107	H	Gonzaga	63 71
								64	H	Santa Clara	45 67	145	H	Boise St.	49 89
								77	A	San Diego	43 71	155	A	Pacific	38 87
												155	H	Pacific	64 72
												159	A	Montana St.	57 86
												187	H	UC Davis	47 72
												193	A	Montana	67 90
												200	H	Weber St.	55 57
												241	A	Loyola Marymount	52 62
												241	H	Loyola Marymount	62 77
												267	A	Pepperdine	62 74
												267	H	Pepperdine	81 79
												301	H	CSUN	62 68
												315	A	Portland St.	69 53
LAST 12 Division I GAMES:															
59	A	St. Mary's (CA)	53 95	102	A	San Francisco	69 90	59	H	St. Mary's (CA)	51 78	155	A	Pacific	64 72
155	A	Pacific	38 87	59	H	St. Mary's (CA)	51 78	155	H	Pacific	64 72	12	A	BYU	66 78
107	A	Gonzaga	51 86	155	H	Pacific	64 72	12	A	BYU	66 78	77	A	San Diego	43 71
241	H	Loyola Marymount	62 77	12	A	BYU	66 78	77	A	San Diego	43 71	107	H	Gonzaga	63 71
267	H	Pepperdine	81 79	77	A	San Diego	43 71	107	H	Gonzaga	63 71				
64	A	Santa Clara	47 66	107	H	Gonzaga	63 71								

Non-Div I Games: Willamette 73 54

Portland

■ Loss,
 ■ Non-Conf, S Site,
 ■ Home
 ■ Away
 N Neutral

Average RPI Win:	251	WON-LOST	WINNING	LAST 10	STRENGTH OF	OPP. STRENGTH	TEAM	ADJ.	CONF.	ADJ CONF.
Average RPI Loss:	180	RECORD	PCT. RANK	GAMES	SCHEDULE	OF SCHEDULE	RPI	RPI	RPI	RPI
DIV. I ONLY	2- 21	342	1- 9	86	342	315	315	20	20	
DIV. I NON-CONF.	1- 8	320	0- 0	235	284	332	332	22	22	
TOTALS	RPI 1-25	RPI 26-50	W-L RECORDS	RPI 51-100	RPI 101-150	RPI 150+				
2- 21	0- 0	0- 0	OVERALL	0- 3	0- 3	2- 15				
2- 9	0- 0	0- 0	HOME	0- 0	0- 1	2- 8				
0- 12	0- 0	0- 0	AWAY	0- 3	0- 2	0- 7				
0- 0	0- 0	0- 0	NEUTRAL	0- 0	0- 0	0- 0				
1- 8	0- 0	0- 0	NON-CONFERENCE	0- 3	0- 1	1- 4				
1- 3	0- 0	0- 0	HOME	0- 0	0- 0	1- 3				
0- 5	0- 0	0- 0	AWAY	0- 3	0- 1	0- 1				
0- 0	0- 0	0- 0	NEUTRAL	0- 0	0- 0	0- 0				
1- 13	0- 0	0- 0	CONFERENCE	0- 0	0- 2	1- 11				
1- 6	0- 0	0- 0	HOME	0- 0	0- 1	1- 5				
0- 7	0- 0	0- 0	AWAY	0- 0	0- 1	0- 6				
0- 0	0- 0	0- 0	NEUTRAL	0- 0	0- 0	0- 0				

RPI 1-25				RPI 26-50				RPI 51-100				RPI 101+				Team's RPI: 315	
RPI	S	Opponent	Score	RPI	S	Opponent	Score	RPI	S	Opponent	Score	RPI	S	Opponent	Score		
								60	A	Oregon	59	122	136	A	Long Beach St.	71	89
								63	A	South Dakota St.	65	74	137	A	Idaho	63	84
								67	A	South Dakota	61	103	137	H	Idaho	65	94
												159	A	Montana St.	64	74	
												159	H	Montana St.	59	106	
												169	A	Sacramento St.	91	132	
												169	H	Sacramento St.	78	126	
												187	H	UC Davis	70	82	
												193	A	Montana	57	76	
												193	H	Montana	58	79	
												200	A	Weber St.	73	102	
												200	H	Weber St.	58	75	
												201	A	Eastern Wash.	57	70	
												201	H	Eastern Wash.	81	79	
												233	A	Idaho St.	70	71	
												233	H	Idaho St.	42	64	
												257	H	Seattle	64	85	
												286	H	Portland	53	69	
												301	H	CSUN	83	77	
												338	A	Cal St. Fullerton	69	84	
LAST 12 Division I GAMES:																	
				201	A	Eastern Wash.	57	70	137	H	Idaho	65	94				
				137	A	Idaho	63	84	201	H	Eastern Wash.	81	79				
				200	H	Weber St.	58	75	169	H	Sacramento St.	78	126				
				233	H	Idaho St.	42	64	233	A	Idaho St.	70	71				
				193	A	Montana	57	76	200	A	Weber St.	73	102				
				159	A	Montana St.	64	74	159	H	Montana St.	59	106				

Non-Div I Games: Warner Pacific 64 76 Corban 90 76

Portland St.

Loss, Non-Conf, S Site, H Home A Away N Neutral

Average RPI Win:	311	WON-LOST	WINNING	LAST 10	STRENGTH OF	OPP. STRENGTH	TEAM	ADJ.	CONF.	ADJ CONF.
Average RPI Loss:	196	RECORD	PCT. RANK	GAMES	SCHEDULE	OF SCHEDULE	RPI	RPI	RPI	RPI
DIV. I ONLY	10- 12	208	6- 4	342	328	279	279	32	32	
DIV. I NON-CONF.	3- 5	218	0- 0	291	109	219	219	31	31	
TOTALS	RPI 1-25	RPI 26-50	W-L RECORDS	RPI 51-100	RPI 101-150	RPI 150+				
10- 12	0- 1	0- 0	OVERALL	0- 2	0- 0	10- 9				
4- 4	0- 0	0- 0	HOME	0- 0	0- 0	4- 4				
6- 7	0- 1	0- 0	AWAY	0- 0	0- 0	6- 0				
0- 1	0- 0	0- 0	NEUTRAL	0- 0	0- 0	0- 1				
3- 5	0- 1	0- 0	NON-CONFERENCE	0- 2	0- 0	3- 2				
1- 0	0- 0	0- 0	HOME	0- 0	0- 0	1- 0				
2- 4	0- 1	0- 0	AWAY	0- 2	0- 0	2- 1				
0- 1	0- 0	0- 0	NEUTRAL	0- 0	0- 0	0- 1				
7- 7	0- 0	0- 0	CONFERENCE	0- 0	0- 0	7- 7				
3- 4	0- 0	0- 0	HOME	0- 0	0- 0	3- 4				
4- 3	0- 0	0- 0	AWAY	0- 0	0- 0	4- 3				
0- 0	0- 0	0- 0	NEUTRAL	0- 0	0- 0	0- 0				

RPI 1-25				RPI 26-50				RPI 51-100				RPI 101+ Team's RPI: 279			
RPI	S	Opponent	Score	RPI	S	Opponent	Score	RPI	S	Opponent	Score	RPI	S	Opponent	Score
13	A	Texas A&M	30 88					76	A	Georgia Tech	48 96	162	H	Southern U.	55 65
								86	A	TCU	60 69	172	A	Louisiana Tech	77 68
												179	A	Grambling	66 69
												179	H	Grambling	44 51
												241	A	Texas Southern	65 72
												241	H	Texas Southern	43 50
												278	A	Alabama St.	54 65
												282	H	Lamar	80 72
												287	A	Wichita St.	36 64
												300	A	Jackson St.	62 52
												300	H	Jackson St.	67 77
												312	H	Alcorn	58 54
												314	N	North Dakota St.	58 79
												317	A	Nicholls St.	81 70
												342	A	Ark.-Pine Bluff	70 66
												342	H	Ark.-Pine Bluff	70 55
												346	A	Alabama A&M	67 52
												348	A	Mississippi Val.	81 50
												348	H	Mississippi Val.	80 57
LAST 12 Division I GAMES:															
348	A	Mississippi Val.	81 50	346	A	Alabama A&M	67 52								
342	A	Ark.-Pine Bluff	70 66	348	H	Mississippi Val.	80 57								
300	H	Jackson St.	67 77	342	H	Ark.-Pine Bluff	70 55								
179	H	Grambling	44 51	300	A	Jackson St.	62 52								
241	H	Texas Southern	43 50	179	A	Grambling	66 69								
278	A	Alabama St.	54 65	241	A	Texas Southern	65 72								

Non-Div I Games: Howard Payne 86 46

Prairie View

Loss, Non-Conf, S Site, H Home A Away N Neutral

Presbyterian

Through Games Of Feb. 23, 2016

Average RPI Win:	275	WON-LOST	WINNING	LAST 10	STRENGTH OF	OPP. STRENGTH	TEAM	ADJ.	CONF.	ADJ CONF.
Average RPI Loss:	180	RECORD	PCT. RANK	GAMES	SCHEDULE	OF SCHEDULE	RPI	RPI	RPI	RPI
DIV. I ONLY	12- 11	155	6- 4	309	286	225	225	26	26	
DIV. I NON-CONF.	1- 5	304	0- 0	339	87	343	343	29	29	
TOTALS	RPI 1-25	RPI 26-50	W-L RECORDS	RPI 51-100	RPI 101-150	RPI 150+				
12- 11	0- 0	0- 0	OVERALL	0- 1	1- 3	11- 7				
8- 2	0- 0	0- 0	HOME	0- 0	1- 1	7- 1				
4- 9	0- 0	0- 0	AWAY	0- 1	0- 2	4- 6				
0- 0	0- 0	0- 0	NEUTRAL	0- 0	0- 0	0- 0				
1- 5	0- 0	0- 0	NON-CONFERENCE	0- 1	0- 1	1- 3				
1- 0	0- 0	0- 0	HOME	0- 0	0- 0	1- 0				
0- 5	0- 0	0- 0	AWAY	0- 1	0- 1	0- 3				
0- 0	0- 0	0- 0	NEUTRAL	0- 0	0- 0	0- 0				
11- 6	0- 0	0- 0	CONFERENCE	0- 0	1- 2	10- 4				
7- 2	0- 0	0- 0	HOME	0- 0	1- 1	6- 1				
4- 4	0- 0	0- 0	AWAY	0- 0	0- 1	4- 3				
0- 0	0- 0	0- 0	NEUTRAL	0- 0	0- 0	0- 0				

RPI 1-25			RPI 26-50			RPI 51-100			RPI 101+			Team's RPI: 225
RPI	S	Opponent	Score	RPI	S	Opponent	Score	RPI	S	Opponent	Score	
						84 A Vanderbilt	38 56			112 H Liberty	60 42	
										117 A Virginia Tech	44 58	
										122 A UNC Asheville	59 68	
										122 H UNC Asheville	63 72	
										165 A East Carolina	57 84	
										176 A Colorado	60 72	
										191 A Gardner-Webb	40 51	
										191 H Gardner-Webb	60 53	
										197 H Radford	53 64	
										250 A High Point	47 61	
										250 H High Point	82 70	
										268 A Coastal Caro.	47 60	
										268 H Coastal Caro.	66 42	
										291 A Campbell	69 45	
										291 H Campbell	64 54	
										292 A Charleston So.	63 49	
										292 H Charleston So.	52 37	
										293 A Kennesaw St.	47 49	
										318 A Winthrop	59 48	
										320 A Longwood	59 38	
										320 H Longwood	75 49	
										349 H N.C. Central	60 50	
LAST 12 Division I GAMES:												
						268 A Coastal Caro.	47 60			191 H Gardner-Webb	60 53	
						291 H Campbell	64 54			122 A UNC Asheville	59 68	
						191 A Gardner-Webb	40 51			268 H Coastal Caro.	66 42	
						292 H Charleston So.	52 37			291 A Campbell	69 45	
						250 A High Point	47 61			318 A Winthrop	59 48	
						320 H Longwood	75 49			112 H Liberty	60 42	

Non-Div I Games: Warren Wilson 95 56 Columbia (SC) 104 37 Brevard 70 53

Presbyterian

Loss, Non-Conf, S Site, H Home A Away N Neutral

Average RPI Win:	188	WON-LOST	WINNING	LAST 10	STRENGTH OF	OPP. STRENGTH	TEAM	ADJ.	CONF.	ADJ CONF.
Average RPI Loss:	33	RECORD	PCT. RANK	GAMES	SCHEDULE	OF SCHEDULE	RPI	RPI	RPI	RPI
DIV. I ONLY	19- 4	24	9- 1	148	92	37	37	10	10	
DIV. I NON-CONF.	11- 3	54	2- 1	194	44	58	58	12	12	
TOTALS	RPI 1-25	RPI 26-50	W-L RECORDS	RPI 51-100	RPI 101-150	RPI 150+				
19- 4	1- 1	0- 2	OVERALL	1- 1	3- 0	14- 0				
11- 0	1- 0	0- 0	HOME	1- 0	2- 0	7- 0				
6- 4	0- 1	0- 2	AWAY	0- 1	1- 0	5- 0				
2- 0	0- 0	0- 0	NEUTRAL	0- 0	0- 0	2- 0				
11- 3	1- 1	0- 1	NON-CONFERENCE	1- 1	2- 0	7- 0				
7- 0	1- 0	0- 0	HOME	1- 0	2- 0	3- 0				
2- 3	0- 1	0- 1	AWAY	0- 1	0- 0	2- 0				
2- 0	0- 0	0- 0	NEUTRAL	0- 0	0- 0	2- 0				
8- 1	0- 0	0- 1	CONFERENCE	0- 0	1- 0	7- 0				
4- 0	0- 0	0- 0	HOME	0- 0	0- 0	4- 0				
4- 1	0- 0	0- 1	AWAY	0- 0	1- 0	3- 0				
0- 0	0- 0	0- 0	NEUTRAL	0- 0	0- 0	0- 0				

RPI 1-25				RPI 26-50				Team's RPI: 37	RPI 51-100				RPI 101+			
RPI	S	Opponent	Score	RPI	S	Opponent	Score		RPI	S	Opponent	Score	RPI	S	Opponent	Score
5	A	Ohio St.	70 90	30	A	Penn	48 50		62	H	Michigan	74 57	103	A	Harvard	92 83
18	H	Duquesne	94 66	33	A	Seton Hall	64 71		65	A	Dayton	81 85	120	H	Pittsburgh	61 47
													150	H	Hampton	79 55
													163	A	Yale	94 81
													163	H	Yale	65 50
													171	A	Marist	77 44
													174	H	Cornell	71 51
													177	H	Fordham	55 44
													203	A	Brown	83 57
													203	H	Brown	72 53
													226	A	Dartmouth	85 48
													234	H	Columbia	86 54
													251	H	Monmouth	81 70
													257	N	Seattle	85 48
													272	H	American	72 34
													284	A	Rider	78 59
													337	N	UC Irvine	83 42
LAST 12 Division I GAMES:																
203	A	Brown	83 57	163	H	Yale	65 50									
163	A	Yale	94 81	203	H	Brown	72 53									
234	H	Columbia	86 54	30	A	Penn	48 50									
174	H	Cornell	71 51	150	H	Hampton	79 55									
103	A	Harvard	92 83	171	A	Marist	77 44									
226	A	Dartmouth	85 48	65	A	Dayton	81 85									

Non-Div I Games:

Princeton

Providence

Through Games Of Feb. 23, 2016

Average RPI Win:	212	WON-LOST	WINNING	LAST 10	STRENGTH OF	OPP. STRENGTH	TEAM	ADJ.	CONF.	ADJ CONF.
Average RPI Loss:	101	RECORD	PCT. RANK	GAMES	SCHEDULE	OF SCHEDULE	RPI	RPI	RPI	RPI
DIV. I ONLY	5- 21	312	1- 9	82	87	263	263	6	6	
DIV. I NON-CONF.	4- 6	201	0- 0	100	259	200	200	6	6	
TOTALS	RPI 1-25	RPI 26-50	W-L RECORDS	RPI 51-100	RPI 101-150	RPI 150+				
5- 21	0- 2	0- 5	OVERALL	0- 5	1- 5	4- 4				
4- 11	0- 1	0- 3	HOME	0- 3	1- 2	3- 2				
1- 10	0- 1	0- 2	AWAY	0- 2	0- 3	1- 2				
0- 0	0- 0	0- 0	NEUTRAL	0- 0	0- 0	0- 0				
4- 6	0- 0	0- 1	NON-CONFERENCE	0- 1	0- 2	4- 2				
3- 3	0- 0	0- 0	HOME	0- 1	0- 1	3- 1				
1- 3	0- 0	0- 1	AWAY	0- 0	0- 1	1- 1				
0- 0	0- 0	0- 0	NEUTRAL	0- 0	0- 0	0- 0				
1- 15	0- 2	0- 4	CONFERENCE	0- 4	1- 3	0- 2				
1- 8	0- 1	0- 3	HOME	0- 2	1- 1	0- 1				
0- 7	0- 1	0- 1	AWAY	0- 2	0- 2	0- 1				
0- 0	0- 0	0- 0	NEUTRAL	0- 0	0- 0	0- 0				

RPI 1-25				RPI 26-50				RPI 51-100				RPI 101+ Team's RPI: 263			
RPI	S	Opponent	Score	RPI	S	Opponent	Score	RPI	S	Opponent	Score	RPI	S	Opponent	Score
22	A	DePaul	50 96	33	H	Seton Hall	54 64	68	H	FGCU	41 50	117	A	Virginia Tech	46 62
22	H	DePaul	68 91	45	H	St. John's (NY)	61 80	88	A	Marquette	75 105	118	H	Boston College	41 67
				47	A	Albany (NY)	58 71	88	H	Marquette	85 92	140	A	Creighton	48 72
				50	A	Villanova	39 67	94	A	Georgetown	53 63	140	H	Creighton	61 59
				50	H	Villanova	47 76	94	H	Georgetown	51 82	148	A	Xavier	47 72
												148	H	Xavier	54 62
												183	A	Butler	50 65
												183	H	Butler	67 77
												188	H	Richmond	50 57
												203	A	Brown	47 57
												209	A	Rhode Island	64 55
												216	H	Hartford	69 50
												245	H	Bryant	88 78
												251	H	Monmouth	71 59
LAST 12 Division I GAMES:															
88	H	Marquette	85 92	94	H	Georgetown	51 82								
22	H	DePaul	68 91	22	A	DePaul	50 96								
140	H	Creighton	61 59	88	A	Marquette	75 105								
183	A	Butler	50 65	140	A	Creighton	48 72								
148	A	Xavier	47 72	148	H	Xavier	54 62								
50	H	Villanova	47 76	183	H	Butler	67 77								

Non-Div I Games:

Providence

Loss, Non-Conf, S Site, H Home A Away N Neutral

Average RPI Win:	132	WON-LOST	WINNING	LAST 10	STRENGTH OF	OPP. STRENGTH	TEAM	ADJ.	CONF.	ADJ CONF.
Average RPI Loss:	56	RECORD	PCT. RANK	GAMES	SCHEDULE	OF SCHEDULE	RPI	RPI	RPI	RPI
DIV. I ONLY	17- 10	94	3- 7	51	25	57	57	5	5	
DIV. I NON-CONF.	9- 2	37	0- 0	151	69	70	70	4	4	
TOTALS	RPI 1-25	RPI 26-50	W-L RECORDS	RPI 51-100	RPI 101-150	RPI 150+				
17- 10	1- 5	1- 0	OVERALL	7- 3	3- 1	5- 1				
10- 4	0- 1	1- 0	HOME	5- 2	0- 1	4- 0				
5- 5	0- 3	0- 0	AWAY	2- 1	2- 0	1- 1				
2- 1	1- 1	0- 0	NEUTRAL	0- 0	1- 0	0- 0				
9- 2	1- 1	0- 0	NON-CONFERENCE	3- 0	1- 1	4- 0				
6- 1	0- 0	0- 0	HOME	3- 0	0- 1	3- 0				
1- 0	0- 0	0- 0	AWAY	0- 0	0- 0	1- 0				
2- 1	1- 1	0- 0	NEUTRAL	0- 0	1- 0	0- 0				
8- 8	0- 4	1- 0	CONFERENCE	4- 3	2- 0	1- 1				
4- 3	0- 1	1- 0	HOME	2- 2	0- 0	1- 0				
4- 5	0- 3	0- 0	AWAY	2- 1	2- 0	0- 1				
0- 0	0- 0	0- 0	NEUTRAL	0- 0	0- 0	0- 0				

RPI 1-25				RPI 26-50				RPI 51-100				RPI 101+			
RPI	S	Opponent	Score	RPI	S	Opponent	Score	RPI	S	Opponent	Score	RPI	S	Opponent	Score
5	A	Ohio St.	70 90	46	H	Indiana	63 53	55	A	Iowa	55 63	114	A	Northwestern	85 71
10	N	Stanford	65 71					55	H	Iowa	90 73	118	H	Boston College	56 58
11	A	Maryland	59 73					62	A	Michigan	65 63	123	N	LSU	69 52
11	H	Maryland	67 87					62	H	Michigan	61 68	131	A	Penn St.	88 78
15	N	Louisville	62 60					65	H	Dayton	61 58	153	H	Illinois	69 65
23	A	Michigan St.	56 68					71	H	Maine	56 33	181	A	Wisconsin	57 64
								72	H	Ball St.	73 63	219	H	Ill.-Chicago	62 51
								79	H	Minnesota	84 72	290	H	Jacksonville St.	67 48
								82	A	Nebraska	68 50	327	A	North Florida	70 47
								82	H	Nebraska	61 62	332	H	Incarnate Word	95 27
LAST 12 Division I GAMES:															
82	A	Nebraska	68 50	131	A	Penn St.	88 78								
55	A	Iowa	55 63	23	A	Michigan St.	56 68								
62	H	Michigan	61 68	55	H	Iowa	90 73								
11	A	Maryland	59 73	82	H	Nebraska	61 62								
181	A	Wisconsin	57 64	5	A	Ohio St.	70 90								
11	H	Maryland	67 87	79	H	Minnesota	84 72								

Non-Div I Games:

Purdue

■ Loss,
■ Non-Conf,
■ S Site,
■ H Home
■ A Away
N Neutral

Quinnipiac

Through Games Of Feb. 23, 2016

Average RPI Win: 233	WON-LOST	WINNING	LAST 10	STRENGTH OF	OPP. STRENGTH	TEAM	ADJ.	CONF.	ADJ CONF.
Average RPI Loss: 137	RECORD	PCT. RANK	GAMES	SCHEDULE	OF SCHEDULE	RPI	RPI	RPI	RPI
DIV. I ONLY	20- 7	47	10- 0	240	232	96	96	23	23
DIV. I NON-CONF.	5- 4	138	0- 0	47	163	86	86	23	23
TOTALS	RPI 1-25	RPI 26-50	W-L RECORDS	RPI 51-100	RPI 101-150	RPI 150+			
20- 7	0- 0	0- 0	OVERALL	1- 4	1- 0	18- 3			
11- 1	0- 0	0- 0	HOME	1- 0	1- 0	9- 1			
9- 5	0- 0	0- 0	AWAY	0- 0	0- 0	9- 1			
0- 1	0- 0	0- 0	NEUTRAL	0- 1	0- 0	0- 0			
5- 4	0- 0	0- 0	NON-CONFERENCE	1- 4	0- 0	4- 0			
3- 0	0- 0	0- 0	HOME	1- 0	0- 0	2- 0			
2- 3	0- 0	0- 0	AWAY	0- 3	0- 0	2- 0			
0- 1	0- 0	0- 0	NEUTRAL	0- 1	0- 0	0- 0			
15- 3	0- 0	0- 0	CONFERENCE	0- 0	1- 0	14- 3			
8- 1	0- 0	0- 0	HOME	0- 0	1- 0	7- 1			
7- 2	0- 0	0- 0	AWAY	0- 0	0- 0	7- 2			
0- 0	0- 0	0- 0	NEUTRAL	0- 0	0- 0	0- 0			

RPI 1-25			RPI 26-50			RPI 51-100			Team's RPI: 96	RPI 101+		
RPI	S	Opponent	Score	RPI	S	Opponent	Score	RPI	S	Opponent	Score	
						61	H Temple	58	56	121	H Iona	62 61
						66	A Army West Point	57	67	158	A Northeastern	71 60
						68	A FGCU	70	71	171	A Marist	47 56
						81	A Drexel	49	62	171	H Marist	76 71
						94	N Georgetown	68	80	199	A Fairfield	64 55
										211	A Canisius	80 68
										211	H Canisius	63 54
										216	H Hartford	71 69
										220	A Siena	69 59
										220	H Siena	94 52
										231	A Manhattan	81 63
										231	H Manhattan	42 52
										239	H Holy Cross	74 61
										251	A Monmouth	60 63
										251	H Monmouth	85 58
										284	A Rider	65 47
										284	H Rider	64 51
										296	A Vermont	77 65
										308	A Niagara	61 54
										308	H Niagara	70 52
										336	A Saint Peter's	65 53
										336	H Saint Peter's	66 49
LAST 12 Division I GAMES:												
284	A	Rider	65	47	336	H	Saint Peter's	66	49			
171	H	Marist	76	71	231	A	Manhattan	81	63			
336	A	Saint Peter's	65	53	251	H	Monmouth	85	58			
121	H	Iona	62	61	220	H	Siena	94	52			
308	H	Niagara	70	52	199	A	Fairfield	64	55			
220	A	Siena	69	59	211	A	Canisius	80	68			

Non-Div I Games:

Quinnipiac

Loss, Non-Conf, S Site, H Home A Away N Neutral

Average RPI Win:	266	WON-LOST	WINNING	LAST 10	STRENGTH OF	OPP. STRENGTH	TEAM	ADJ.	CONF.	ADJ CONF.
Average RPI Loss:	158	RECORD	PCT. RANK	GAMES	SCHEDULE	OF SCHEDULE	RPI	RPI	RPI	RPI
DIV. I ONLY	13- 12	157	5- 5	252	271	197	197	26	26	
DIV. I NON-CONF.	2- 5	253	0- 0	181	110	244	244	29	29	
TOTALS	RPI 1-25	RPI 26-50	W-L RECORDS	RPI 51-100	RPI 101-150	RPI 150+				
13- 12	0- 0	0- 1	OVERALL	0- 0	0- 7	13- 4				
8- 3	0- 0	0- 0	HOME	0- 0	0- 2	8- 1				
5- 9	0- 0	0- 1	AWAY	0- 0	0- 5	5- 3				
0- 0	0- 0	0- 0	NEUTRAL	0- 0	0- 0	0- 0				
2- 5	0- 0	0- 1	NON-CONFERENCE	0- 0	0- 3	2- 1				
2- 0	0- 0	0- 0	HOME	0- 0	0- 0	2- 0				
0- 5	0- 0	0- 1	AWAY	0- 0	0- 3	0- 1				
0- 0	0- 0	0- 0	NEUTRAL	0- 0	0- 0	0- 0				
11- 7	0- 0	0- 0	CONFERENCE	0- 0	0- 4	11- 3				
6- 3	0- 0	0- 0	HOME	0- 0	0- 2	6- 1				
5- 4	0- 0	0- 0	AWAY	0- 0	0- 2	5- 2				
0- 0	0- 0	0- 0	NEUTRAL	0- 0	0- 0	0- 0				

RPI 1-25			RPI 26-50			RPI 51-100			RPI 101+ Team's RPI: 197		
RPI	S	Opponent	Score	RPI	S	Opponent	Score	RPI	S	Opponent	Score
				42	A	North Carolina St.	52 67				
								112	A	Liberty	53 67
								112	H	Liberty	43 49
								117	A	Virginia Tech	40 47
								122	A	UNC Asheville	48 58
								122	H	UNC Asheville	46 54
								130	A	Youngstown St.	53 54
								148	A	Xavier	56 63
								167	H	Davidson	79 68
								184	H	George Mason	66 63
								191	A	Gardner-Webb	50 54
								191	H	Gardner-Webb	54 51
								225	A	Presbyterian	64 53
								250	A	High Point	66 71
								250	H	High Point	54 56
								268	A	Coastal Caro.	49 36
								268	H	Coastal Caro.	61 45
								291	H	Campbell	62 59
								292	A	Charleston So.	61 50
								292	H	Charleston So.	55 40
								305	A	Wofford	70 79
								318	A	Winthrop	67 38
								318	H	Winthrop	66 44
								320	A	Longwood	79 67
								320	H	Longwood	80 64
LAST 12 Division I GAMES:											
				318	A	Winthrop	67 38				
				320	H	Longwood	80 64				
				122	A	UNC Asheville	48 58				
				292	A	Charleston So.	61 50				
				191	H	Gardner-Webb	54 51				
				112	A	Liberty	53 67				
				268	A	Coastal Caro.	49 36				
				122	H	UNC Asheville	46 54				
				250	H	High Point	54 56				
				191	A	Gardner-Webb	50 54				
				292	H	Charleston So.	55 40				
				320	A	Longwood	79 67				

Non-Div I Games: Concord 92 36 Lees-McRae 84 39

Radford

Loss, Non-Conf, S Site, H Home A Away N Neutral

Rhode Island

Through Games Of Feb. 23, 2016

Average RPI Win:	242	WON-LOST	WINNING	LAST 10	STRENGTH OF	OPP. STRENGTH	TEAM	ADJ.	CONF.	ADJ CONF.
Average RPI Loss:	104	RECORD	PCT. RANK	GAMES	SCHEDULE	OF SCHEDULE	RPI	RPI	RPI	RPI
DIV. I ONLY	11- 15	222	4- 6	190	99	209	209	7	7	
DIV. I NON-CONF.	6- 6	160	0- 0	286	206	227	227	8	8	
TOTALS	RPI 1-25	RPI 26-50	W-L RECORDS	RPI 51-100	RPI 101-150	RPI 150+				
11- 15	0- 3	0- 3	OVERALL	0- 2	1- 2	10- 5				
5- 8	0- 2	0- 2	HOME	0- 2	1- 0	4- 2				
6- 6	0- 1	0- 1	AWAY	0- 0	0- 1	6- 3				
0- 1	0- 0	0- 0	NEUTRAL	0- 0	0- 1	0- 0				
6- 6	0- 1	0- 1	NON-CONFERENCE	0- 0	1- 1	5- 3				
3- 3	0- 1	0- 1	HOME	0- 0	1- 0	2- 1				
3- 2	0- 0	0- 0	AWAY	0- 0	0- 0	3- 2				
0- 1	0- 0	0- 0	NEUTRAL	0- 0	0- 1	0- 0				
5- 9	0- 2	0- 2	CONFERENCE	0- 2	0- 1	5- 2				
2- 5	0- 1	0- 1	HOME	0- 2	0- 0	2- 1				
3- 4	0- 1	0- 1	AWAY	0- 0	0- 1	3- 1				
0- 0	0- 0	0- 0	NEUTRAL	0- 0	0- 0	0- 0				

RPI	S	Opponent	Score	RPI	S	Opponent	Score	RPI	S	Opponent	Score	RPI	S	Opponent	Score	Team's RPI: 209
16	H	Syracuse	54 57	36	H	St. Bonaventure	56 69	65	H	Dayton	53 67	103	H	Harvard	56 52	
18	A	Duquesne	56 61	39	A	George Washington	52 68	80	H	VCU	36 49	105	A	Saint Joseph's	63 74	
18	H	Duquesne	70 79	47	H	Albany (NY)	58 67					150	N	Hampton	54 59	
												152	A	Marshall	62 72	
												167	H	Davidson	78 62	
												177	A	Fordham	42 50	
												184	H	George Mason	65 68	
												188	A	Richmond	57 50	
												203	A	Brown	63 67	
												221	A	Massachusetts	80 79	
												226	A	Dartmouth	57 41	
												234	H	Columbia	57 56	
												263	H	Providence	55 64	
												275	A	La Salle	72 61	
												275	H	La Salle	62 52	
												302	A	FIU	68 50	
												321	H	UMass Lowell	72 64	
												345	A	Boston U.	57 41	
LAST 12 Division I GAMES:																
105	A	Saint Joseph's	63 74	177	A	Fordham	42 50									
80	H	VCU	36 49	221	A	Massachusetts	80 79									
184	H	George Mason	65 68	167	H	Davidson	78 62									
18	A	Duquesne	56 61	275	A	La Salle	72 61									
65	H	Dayton	53 67	18	H	Duquesne	70 79									
275	H	La Salle	62 52	188	A	Richmond	57 50									

Non-Div I Games:

Rhode Island

■ Loss,
 ■ Non-Conf,
 ■ S Site,
 ■ H Home
 ■ A Away
 N Neutral

Average RPI Win: 226	WON-LOST	WINNING	LAST 10	STRENGTH OF	OPP. STRENGTH	TEAM	ADJ.	CONF.	ADJ CONF.
Average RPI Loss: 131	RECORD	PCT. RANK	GAMES	SCHEDULE	OF SCHEDULE	RPI	RPI	RPI	RPI
DIV. I ONLY	7- 18	281	4- 6	92	135	223	223	12	12
DIV. I NON-CONF.	1- 10	330	0- 0	81	180	265	265	10	10
TOTALS	RPI 1-25	RPI 26-50	W-L RECORDS	RPI 51-100	RPI 101-150	RPI 150+			
7- 18	0- 4	0- 1	OVERALL	0- 2	1- 2	6- 9			
3- 9	0- 2	0- 0	HOME	0- 2	1- 2	2- 3			
4- 9	0- 2	0- 1	AWAY	0- 0	0- 0	4- 6			
0- 0	0- 0	0- 0	NEUTRAL	0- 0	0- 0	0- 0			
1- 10	0- 3	0- 0	NON-CONFERENCE	0- 0	0- 1	1- 6			
0- 5	0- 1	0- 0	HOME	0- 0	0- 1	0- 3			
1- 5	0- 2	0- 0	AWAY	0- 0	0- 0	1- 3			
0- 0	0- 0	0- 0	NEUTRAL	0- 0	0- 0	0- 0			
6- 8	0- 1	0- 1	CONFERENCE	0- 2	1- 1	5- 3			
3- 4	0- 1	0- 0	HOME	0- 2	1- 1	2- 0			
3- 4	0- 0	0- 1	AWAY	0- 0	0- 0	3- 3			
0- 0	0- 0	0- 0	NEUTRAL	0- 0	0- 0	0- 0			

RPI 1-25				RPI 26-50				RPI 51-100				RPI 101+ Team's RPI: 223			
RPI	S	Opponent	Score	RPI	S	Opponent	Score	RPI	S	Opponent	Score	RPI	S	Opponent	Score
3	A	Baylor	38 89	49	A	Western Ky.	49 52	70	H	Middle Tenn.	60 61	103	H	Harvard	61 67
6	H	Texas	47 70					75	H	Charlotte	58 69	143	H	Old Dominion	68 46
14	A	Kentucky	39 72									146	H	UAB	55 64
25	H	UTEP	54 60									151	A	Southern Miss.	62 68
												152	A	Marshall	52 81
												161	A	McNeese St.	53 61
												172	A	Louisiana Tech	61 63
												178	H	Loyola Chicago	50 57
												189	A	Fla. Atlantic	75 54
												212	A	Stephen F. Austin	45 59
												224	A	North Texas	79 73
												224	H	North Texas	100 97
												237	A	Sam Houston St.	58 46
												241	H	Texas Southern	66 69
												265	H	UTSA	49 48
												285	H	Houston	59 62
												302	A	FIU	68 62
												313	A	A&M-Corpus Christi	55 60
LAST 12 Division I GAMES:															
302	A	FIU	68 62	224	A	North Texas	79 73								
189	A	Fla. Atlantic	75 54	70	H	Middle Tenn.	60 61								
143	H	Old Dominion	68 46	146	H	UAB	55 64								
75	H	Charlotte	58 69	152	A	Marshall	52 81								
151	A	Southern Miss.	62 68	49	A	Western Ky.	49 52								
172	A	Louisiana Tech	61 63	224	H	North Texas	100 97								

Non-Div I Games:

Rice

■ Loss,
■ Non-Conf,
■ S Site,
■ H Home
■ A Away
N Neutral

Average RPI Win:	216	WON-LOST	WINNING	LAST 10	STRENGTH OF	OPP. STRENGTH	TEAM	ADJ.	CONF.	ADJ CONF.
Average RPI Loss:	107	RECORD	PCT. RANK	GAMES	SCHEDULE	OF SCHEDULE	RPI	RPI	RPI	RPI
DIV. I ONLY	12- 15	209	4- 6	156	96	188	188	7	7	
DIV. I NON-CONF.	7- 6	156	0- 0	280	148	212	212	8	8	
TOTALS	RPI 1-25	RPI 26-50	W-L RECORDS	RPI 51-100	RPI 101-150	RPI 150+				
12- 15	0- 1	0- 3	OVERALL	1- 5	1- 2	10- 4				
6- 7	0- 1	0- 2	HOME	1- 1	1- 0	4- 3				
4- 7	0- 0	0- 1	AWAY	0- 3	0- 2	4- 1				
2- 1	0- 0	0- 0	NEUTRAL	0- 1	0- 0	2- 0				
7- 6	0- 0	0- 1	NON-CONFERENCE	0- 2	1- 1	6- 2				
4- 2	0- 0	0- 1	HOME	0- 0	1- 0	3- 1				
1- 3	0- 0	0- 0	AWAY	0- 1	0- 1	1- 1				
2- 1	0- 0	0- 0	NEUTRAL	0- 1	0- 0	2- 0				
5- 9	0- 1	0- 2	CONFERENCE	1- 3	0- 1	4- 2				
2- 5	0- 1	0- 1	HOME	1- 1	0- 0	1- 2				
3- 4	0- 0	0- 1	AWAY	0- 2	0- 1	3- 0				
0- 0	0- 0	0- 0	NEUTRAL	0- 0	0- 0	0- 0				

RPI 1-25				RPI 26-50				RPI 51-100				RPI 101+ Team's RPI: 188			
RPI	S	Opponent	Score	RPI	S	Opponent	Score	RPI	S	Opponent	Score	RPI	S	Opponent	Score
18	H	Duquesne	44 65	36	A	St. Bonaventure	43 66	58	A	Saint Louis	48 73	105	A	Saint Joseph's	53 64
				39	H	George Washington	47 62	65	H	Dayton	48 60	113	A	Wake Forest	33 43
				40	H	James Madison	47 73	80	A	VCU	42 53	143	H	Old Dominion	62 57
								80	H	VCU	62 50	167	H	Davidson	59 67
								88	N	Marquette	80 98	177	H	Fordham	52 48
								92	A	Virginia	51 71	184	A	George Mason	57 50
												184	H	Eastern Ky.	81 62
												195	H	William & Mary	56 50
												209	H	Rhode Island	50 57
												221	A	Massachusetts	74 68
												227	H	Furman	62 69
												256	H	UNCW	63 53
												263	A	Providence	57 50
												273	A	Appalachian St.	59 73
												275	A	La Salle	60 43
												287	N	Wichita St.	63 50
												322	N	Lafayette	54 46
LAST 12 Division I GAMES:															
184	A	George Mason	57 50	36	A	St. Bonaventure	43 66								
177	H	Fordham	52 48	18	H	Duquesne	44 65								
80	H	VCU	62 50	80	A	VCU	42 53								
167	H	Davidson	59 67	221	A	Massachusetts	74 68								
39	H	George Washington	47 62	105	A	Saint Joseph's	53 64								
58	A	Saint Louis	48 73	209	H	Rhode Island	50 57								

Non-Div I Games:

Richmond

■ Loss,
 ■ Non-Conf,
 S Site,
 ■ Home
 ■ Away
 N Neutral

Average RPI Win: 290	WON-LOST	WINNING	LAST 10	STRENGTH OF	OPP. STRENGTH	TEAM	ADJ.	CONF.	ADJ CONF.
Average RPI Loss: 161	RECORD	PCT. RANK	GAMES	SCHEDULE	OF SCHEDULE	RPI	RPI	RPI	RPI
DIV. I ONLY	7- 20	292	3- 7	186	272	284	284	23	23
DIV. I NON-CONF.	3- 6	234	0- 0	53	310	193	193	23	23
TOTALS	RPI 1-25	RPI 26-50	W-L RECORDS	RPI 51-100	RPI 101-150	RPI 150+			
7- 20	0- 0	0- 1	OVERALL	0- 4	0- 3	7- 12			
4- 9	0- 0	0- 1	HOME	0- 1	0- 1	4- 6			
3- 9	0- 0	0- 0	AWAY	0- 2	0- 2	3- 5			
0- 2	0- 0	0- 0	NEUTRAL	0- 1	0- 0	0- 1			
3- 6	0- 0	0- 1	NON-CONFERENCE	0- 2	0- 1	3- 2			
2- 1	0- 0	0- 1	HOME	0- 0	0- 0	2- 0			
1- 3	0- 0	0- 0	AWAY	0- 1	0- 1	1- 1			
0- 2	0- 0	0- 0	NEUTRAL	0- 1	0- 0	0- 1			
4- 14	0- 0	0- 0	CONFERENCE	0- 2	0- 2	4- 10			
2- 8	0- 0	0- 0	HOME	0- 1	0- 1	2- 6			
2- 6	0- 0	0- 0	AWAY	0- 1	0- 1	2- 4			
0- 0	0- 0	0- 0	NEUTRAL	0- 0	0- 0	0- 0			

RPI	S	Opponent	Score	RPI	S	Opponent	Score	RPI	S	Opponent	Score	RPI	S	Opponent	Score	Team's RPI: 284
37	H	Princeton	59 78	66	A	Army West Point	42 57	120	A	Pittsburgh	44 75					
				83	N	Central Mich.	58 76	121	A	Iona	46 59					
				96	A	Quinnipiac	51 64	121	H	Iona	48 67					
				96	H	Quinnipiac	47 65	157	A	UMBC	53 58					
								157	N	UMBC	58 67					
								171	A	Marist	54 66					
								171	H	Marist	56 74					
								199	A	Fairfield	56 63					
								199	H	Fairfield	39 55					
								211	A	Canisius	49 60					
								211	H	Canisius	64 73					
								215	H	Lehigh	61 60					
								220	A	Siena	45 66					
								220	H	Siena	70 58					
								231	H	Manhattan	70 74					
								251	H	Monmouth	75 87					
								281	H	Towson	78 72					
								308	A	Niagara	76 72					
								308	H	Niagara	57 67					
								334	A	St. Francis Brooklyn	71 59					
								336	A	Saint Peter's	68 67					
								336	H	Saint Peter's	57 48					
LAST 12 Division I GAMES:																
96	H	Quinnipiac	47 65	171	H	Marist	56 74									
336	H	Saint Peter's	57 48	199	A	Fairfield	56 63									
308	A	Niagara	76 72	231	H	Manhattan	70 74									
211	A	Canisius	49 60	251	H	Monmouth	75 87									
336	A	Saint Peter's	68 67	220	H	Siena	70 58									
121	H	Iona	48 67	199	H	Fairfield	39 55									

Non-Div I Games:

Rider

■ Loss,
 ■ Non-Conf,
 ■ S Site,
 ■ H Home
 ■ A Away
 N Neutral

Average RPI Win:	282	WON-LOST	WINNING	LAST 10	STRENGTH OF	OPP. STRENGTH	TEAM	ADJ.	CONF.	ADJ CONF.
Average RPI Loss:	198	RECORD	PCT. RANK	GAMES	SCHEDULE	OF SCHEDULE	RPI	RPI	RPI	RPI
DIV. I ONLY	14- 12	150	4- 6	302	329	218	218	30	30	
DIV. I NON-CONF.	5- 5	160	0- 0	177	127	134	134	32	32	
TOTALS	RPI 1-25	RPI 26-50	W-L RECORDS	RPI 51-100	RPI 101-150	RPI 150+				
14- 12	0- 1	0- 0	OVERALL	0- 2	0- 2	14- 7				
8- 3	0- 0	0- 0	HOME	0- 0	0- 1	8- 2				
6- 9	0- 0	0- 0	AWAY	0- 0	0- 0	6- 0				
0- 0	0- 0	0- 0	NEUTRAL	0- 0	0- 0	0- 0				
5- 5	0- 1	0- 0	NON-CONFERENCE	0- 2	0- 2	5- 0				
2- 1	0- 0	0- 0	HOME	0- 0	0- 1	2- 0				
3- 4	0- 1	0- 0	AWAY	0- 2	0- 1	3- 0				
0- 0	0- 0	0- 0	NEUTRAL	0- 0	0- 0	0- 0				
9- 7	0- 0	0- 0	CONFERENCE	0- 0	0- 0	9- 7				
6- 2	0- 0	0- 0	HOME	0- 0	0- 0	6- 2				
3- 5	0- 0	0- 0	AWAY	0- 0	0- 0	3- 5				
0- 0	0- 0	0- 0	NEUTRAL	0- 0	0- 0	0- 0				

RPI 1-25			RPI 26-50			RPI 51-100			RPI 101+ Team's RPI: 218		
RPI	S	Opponent	Score	RPI	S	Opponent	Score	RPI	S	Opponent	Score
21	A	Florida	52 79					55	A	Iowa	50 69
								75	A	Charlotte	73 94
								130	A	Youngstown St.	46 55
								139	H	Northern Ky.	70 72
								168	H	Delaware	53 50
								213	A	Sacred Heart	52 62
								213	H	Sacred Heart	78 63
								244	H	Morgan St.	76 44
								245	A	Bryant	65 71
								245	H	Bryant	55 53
								251	A	Monmouth	60 47
								258	A	Saint Francis (PA)	54 62
								275	A	La Salle	76 45
								280	A	Ga. Southern	64 49
								288	A	Central Conn. St.	39 48
								288	H	Central Conn. St.	72 55
								310	A	Fairleigh Dickinson	52 60
								310	H	Fairleigh Dickinson	68 83
								325	A	LIU Brooklyn	52 49
								325	H	LIU Brooklyn	69 53
								330	A	Mt. St. Mary's	74 67
								330	H	Mt. St. Mary's	61 56
								334	A	St. Francis Brooklyn	62 53
								334	H	St. Francis Brooklyn	65 72
								341	H	Wagner	64 44
LAST 12 Division I GAMES:											
325	H	LIU Brooklyn	69 53	330	A	Mt. St. Mary's	74 67				
334	H	St. Francis Brooklyn	65 72	258	A	Saint Francis (PA)	54 62				
213	A	Sacred Heart	52 62	288	A	Central Conn. St.	39 48				
310	A	Fairleigh Dickinson	52 60	245	A	Bryant	65 71				
288	H	Central Conn. St.	72 55	330	H	Mt. St. Mary's	61 56				
245	H	Bryant	55 53	310	H	Fairleigh Dickinson	68 83				

Non-Div I Games: West Va. Wesleyan 124 59

Robert Morris

Average RPI Win: 121		WON-LOST	WINNING	LAST 10	STRENGTH OF	OPP. STRENGTH	TEAM	ADJ.	CONF.	ADJ CONF.
Average RPI Loss: 35		RECORD	PCT. RANK	GAMES	SCHEDULE	OF SCHEDULE	RPI	RPI	RPI	RPI
DIV. I ONLY		16- 12	131	4- 6	15	14	53	53	5	5
DIV. I NON-CONF.		9- 3	69	0- 0	27	11	18	18	4	4
TOTALS		RPI 1-25	RPI 26-50	W-L RECORDS		RPI 51-100	RPI 101-150	RPI 150+		
16- 12	0- 6	1- 3		OVERALL		5- 3	6- 0	4- 0		
10- 4	0- 3	0- 1		HOME		3- 0	4- 0	3- 0		
3- 8	0- 3	0- 2		AWAY		0- 3	2- 0	1- 0		
3- 0	0- 0	1- 0		NEUTRAL		2- 0	0- 0	0- 0		
9- 3	0- 1	1- 2		NON-CONFERENCE		3- 0	4- 0	1- 0		
5- 1	0- 0	0- 1		HOME		1- 0	3- 0	1- 0		
1- 2	0- 1	0- 1		AWAY		0- 0	1- 0	0- 0		
3- 0	0- 0	1- 0		NEUTRAL		2- 0	0- 0	0- 0		
7- 9	0- 5	0- 1		CONFERENCE		2- 3	2- 0	3- 0		
5- 3	0- 3	0- 0		HOME		2- 0	1- 0	2- 0		
2- 6	0- 2	0- 1		AWAY		0- 3	1- 0	1- 0		
0- 0	0- 0	0- 0		NEUTRAL		0- 0	0- 0	0- 0		

RPI	S	Opponent	Score	RPI	S	Opponent	Score	RPI	S	Opponent	Score	RPI	S	Opponent	Score
5	A	Ohio St.	78 90	28	N	Green Bay	54 43	55	A	Iowa	65 69	105	A	Saint Joseph's	78 65
5	H	Ohio St.	58 67	33	A	Seton Hall	49 77	61	H	Temple	61 51	114	H	Northwestern	61 59
11	H	Maryland	59 73	45	H	St. John's (NY)	62 69	79	A	Minnesota	72 85	121	H	Iona	58 33
17	A	Florida St.	43 65	46	A	Indiana	48 64	79	H	Minnesota	66 55	123	H	LSU	69 57
23	A	Michigan St.	48 59					82	A	Nebraska	54 65	131	A	Penn St.	74 62
23	H	Michigan St.	67 70					82	H	Nebraska	66 56	132	H	Arkansas	60 40
								85	N	Tulane	75 51	153	A	Illinois	63 56
								92	N	Virginia	60 48	153	H	Illinois	67 54
												181	H	Wisconsin	61 41
												293	H	Savannah St.	65 26
LAST 12 Division I GAMES:															
11	H	Maryland	59 73	82	H	Nebraska	66 56								
23	H	Michigan St.	67 70	46	A	Indiana	48 64								
153	A	Illinois	63 56	5	H	Ohio St.	58 67								
114	H	Northwestern	61 59	23	A	Michigan St.	48 59								
131	A	Penn St.	74 62	82	A	Nebraska	54 65								
79	A	Minnesota	72 85	153	H	Illinois	67 54								

Non-Div I Games:

Rutgers

■ Loss,
■ Non-Conf,
■ S Site,
■ H Home
■ A Away
N Neutral

S
I
U
E

SIUE				Through Games Of Feb. 23, 2016						
Average RPI Win:	247	WON-LOST	WINNING	LAST 10	STRENGTH OF	OPP. STRENGTH	TEAM	ADJ.	CONF.	ADJ CONF.
Average RPI Loss:	148	RECORD	PCT. RANK	GAMES	SCHEDULE	OF SCHEDULE	RPI	RPI	RPI	RPI
DIV. I ONLY		15- 12	137	7- 3	211	262	164	164	24	24
DIV. I NON-CONF.		5- 8	209	0- 0	127	262	181	181	24	24

TOTALS	RPI 1-25	RPI 26-50		W-L RECORDS		RPI 51-100	RPI 101-150		RPI 150+	
15- 12	0- 1	0- 1		OVERALL		2- 3	0- 2		13- 5	
9- 3	0- 0	0- 0		HOME		2- 1	0- 1		7- 1	
6- 8	0- 1	0- 1		AWAY		0- 2	0- 1		6- 3	
0- 1	0- 0	0- 0		NEUTRAL		0- 0	0- 0		0- 1	
5- 8	0- 1	0- 1		NON-CONFERENCE		1- 1	0- 2		4- 3	
3- 1	0- 0	0- 0		HOME		1- 0	0- 1		2- 0	
2- 6	0- 1	0- 1		AWAY		0- 1	0- 1		2- 2	
0- 1	0- 0	0- 0		NEUTRAL		0- 0	0- 0		0- 1	
10- 4	0- 0	0- 0		CONFERENCE		1- 2	0- 0		9- 2	
6- 2	0- 0	0- 0		HOME		1- 1	0- 0		5- 1	
4- 2	0- 0	0- 0		AWAY		0- 1	0- 0		4- 1	
0- 0	0- 0	0- 0		NEUTRAL		0- 0	0- 0		0- 0	

S
I
U
E

RPI 1-25				RPI 26-50				RPI 51-100				RPI 101+ Team's RPI: 164			
RPI	S	Opponent	Score	RPI	S	Opponent	Score	RPI	S	Opponent	Score	RPI	S	Opponent	Score
19	A	Oklahoma St.	61 86	27	A	Missouri	46 75	58	H	Saint Louis	71 64	126	H	IUPUI	67 85
								83	A	Central Mich.	65 78	135	A	Southern Ill.	57 71
								87	A	UT Martin	50 86	184	H	Eastern Ky.	89 74
								87	H	UT Martin	79 85	205	H	Southeast Mo. St.	80 73
								100	H	Belmont	73 60	212	N	Stephen F. Austin	74 82
												229	A	Western Ill.	74 78
												243	A	Valparaiso	56 69
												259	H	Omaha	90 86
												261	H	Northern Ill.	93 67
												262	A	Tennessee St.	61 73
												270	A	Austin Peay	72 61
												270	H	Austin Peay	94 75
												271	A	Murray St.	64 61
												271	H	Murray St.	76 79
												274	A	Tennessee Tech	83 68
												290	A	Jacksonville St.	62 57
												303	A	UMKC	63 58
												306	H	Morehead St.	90 81
												319	A	Illinois St.	65 57
												339	H	Eastern Ill.	87 75
LAST 12 Division I GAMES:															
		87	A	UT Martin	50	86		271	A	Murray St.	64	61			
		270	H	Austin Peay	94	75		205	H	Southeast Mo. St.	80	73			
		271	H	Murray St.	76	79		184	H	Eastern Ky.	89	74			
		87	H	UT Martin	79	85		306	H	Morehead St.	90	81			
		339	H	Eastern Ill.	87	75		262	A	Tennessee St.	61	73			
		270	A	Austin Peay	72	61		100	H	Belmont	73	60			

Non-Div I Games:

SIUE

SMU				STRENGTH OF SCHEDULE	OPP. STRENGTH OF SCHEDULE	TEAM RPI	ADJ. RPI	CONF. RPI	ADJ CONF. RPI
Average RPI Win:	190	WON-LOST RECORD	WINNING PCT. RANK						
Average RPI Loss:	94		LAST 10 GAMES						
DIV. I ONLY	12- 14	196	4- 6	119	68	170	170	9	9
DIV. I NON-CONF.	5- 6	180	0- 0	144	27	192	192	7	7

TOTALS	RPI 1-25	RPI 26-50	W-L RECORDS	RPI 51-100	RPI 101-150	RPI 150+			
12- 14	0- 3	0- 3	OVERALL	1- 4	3- 0	8- 4			
8- 6	0- 2	0- 1	HOME	1- 2	2- 0	5- 1			
2- 7	0- 1	0- 1	AWAY	0- 2	0- 0	2- 3			
2- 1	0- 0	0- 1	NEUTRAL	0- 0	1- 0	1- 0			
5- 6	0- 2	0- 1	NON-CONFERENCE	0- 1	2- 0	3- 2			
3- 3	0- 1	0- 0	HOME	0- 1	1- 0	2- 1			
0- 2	0- 1	0- 0	AWAY	0- 0	0- 0	0- 1			
2- 1	0- 0	0- 1	NEUTRAL	0- 0	1- 0	1- 0			
7- 8	0- 1	0- 2	CONFERENCE	1- 3	1- 0	5- 2			
5- 3	0- 1	0- 1	HOME	1- 1	1- 0	3- 0			
2- 5	0- 0	0- 1	AWAY	0- 2	0- 0	2- 2			
0- 0	0- 0	0- 0	NEUTRAL	0- 0	0- 0	0- 0			

RPI 1-25				RPI 26-50				RPI 51-100				RPI 101+ Team's RPI: 170			
RPI	S	Opponent	Score	RPI	S	Opponent	Score	RPI	S	Opponent	Score	RPI	S	Opponent	Score
4	H	UConn	37 90	31	N	Mississippi St.	70 72	61	A	Temple	35 55	104	H	Memphis	58 49
8	H	Arizona St.	57 64	35	A	South Fla.	56 83	61	H	Temple	69 67	128	H	Northwestern St.	74 36
13	A	Texas A&M	55 67	35	H	South Fla.	48 66	85	A	Tulane	64 76	134	N	Arizona	58 46
								85	H	Tulane	42 54	165	H	East Carolina	74 67
								86	H	TCU	79 89	182	H	New Mexico	58 63
												191	N	Gardner-Webb	69 61
												192	A	Tulsa	54 56
												192	H	Tulsa	62 45
												196	A	Cincinnati	73 55
												217	H	Kansas	73 64
												224	A	North Texas	57 60
												269	A	UCF	54 66
												269	H	UCF	65 50
												285	A	Houston	50 48
												338	H	Cal St. Fullerton	74 53
LAST 12 Division I GAMES:															
269	A	UCF	54 66	35	H	South Fla.	48 66	4	H	UConn	37 90	85	H	Tulane	42 54
192	H	Tulsa	62 45	196	A	Cincinnati	73 55	104	H	Memphis	58 49	285	A	Houston	50 48
85	A	Tulane	64 76												
165	H	East Carolina	74 67												
269	H	UCF	65 50												
61	A	Temple	35 55												

Non-Div I Games:

SMU

■ Loss,
 ■ Non-Conf,
 ■ S Site,
 ■ Home
 ■ A Away
 N Neutral

Sacramento St.

Through Games Of Feb. 23, 2016

Average RPI Win:	242	WON-LOST	WINNING	LAST 10	STRENGTH OF	OPP. STRENGTH	TEAM	ADJ.	CONF.	ADJ CONF.
Average RPI Loss:	135	RECORD	PCT. RANK	GAMES	SCHEDULE	OF SCHEDULE	RPI	RPI	RPI	RPI
DIV. I ONLY	10- 15	234	4- 6	67	320	169	169	20	20	
DIV. I NON-CONF.	3- 8	258	0- 0	105	147	205	205	22	22	
TOTALS	RPI 1-25	RPI 26-50	W-L RECORDS	RPI 51-100	RPI 101-150	RPI 150+				
10- 15	0- 1	0- 1	OVERALL	0- 2	0- 4	10- 7				
5- 6	0- 1	0- 0	HOME	0- 0	0- 3	5- 2				
5- 8	0- 0	0- 0	AWAY	0- 2	0- 1	5- 5				
0- 1	0- 0	0- 1	NEUTRAL	0- 0	0- 0	0- 0				
3- 8	0- 1	0- 1	NON-CONFERENCE	0- 2	0- 2	3- 2				
1- 3	0- 1	0- 0	HOME	0- 0	0- 2	1- 0				
2- 4	0- 0	0- 0	AWAY	0- 2	0- 0	2- 2				
0- 1	0- 0	0- 1	NEUTRAL	0- 0	0- 0	0- 0				
7- 7	0- 0	0- 0	CONFERENCE	0- 0	0- 2	7- 5				
4- 3	0- 0	0- 0	HOME	0- 0	0- 1	4- 2				
3- 4	0- 0	0- 0	AWAY	0- 0	0- 1	3- 3				
0- 0	0- 0	0- 0	NEUTRAL	0- 0	0- 0	0- 0				

RPI 1-25				RPI 26-50				RPI 51-100				RPI 101+ Team's RPI: 169			
RPI	S	Opponent	Score	RPI	S	Opponent	Score	RPI	S	Opponent	Score	RPI	S	Opponent	Score
9	H	UCLA	76 109	50	N	Villanova	54 78	93	A	New Mexico St.	77 80	102	H	San Francisco	94 95
								95	A	California	99 117	119	H	Hawaii	72 74
												137	A	Idaho	60 107
												137	H	Idaho	88 98
												159	A	Montana St.	99 116
												159	H	Montana St.	79 80
												182	A	New Mexico	71 84
												187	A	UC Davis	92 77
												193	A	Montana	83 90
												193	H	Montana	83 75
												194	A	Cal Poly	72 97
												200	A	Weber St.	66 77
												200	H	Weber St.	87 64
												201	A	Eastern Wash.	94 91
												201	H	Eastern Wash.	83 100
												204	A	Utah St.	95 86
												233	A	Idaho St.	68 59
												233	H	Idaho St.	83 62
												315	A	Portland St.	126 78
												315	H	Portland St.	132 91
												337	H	UC Irvine	126 78
LAST 12 Division I GAMES:															
137	A	Idaho	60 107	201	H	Eastern Wash.	83 100								
201	A	Eastern Wash.	94 91	137	H	Idaho	88 98								
233	H	Idaho St.	83 62	315	A	Portland St.	126 78								
200	H	Weber St.	87 64	200	A	Weber St.	66 77								
159	A	Montana St.	99 116	233	A	Idaho St.	68 59								
193	A	Montana	83 90	193	H	Montana	83 75								

Non-Div I Games:

Sacramento St.

■ Loss,
 ■ Non-Conf,
 ■ S Site,
 ■ Home
 ■ A Away
 N Neutral

Sacred Heart

Through Games Of Feb. 23, 2016

Average RPI Win:	298	WON-LOST	WINNING	LAST 10	STRENGTH OF	OPP. STRENGTH	TEAM	ADJ.	CONF.	ADJ CONF.
Average RPI Loss:	174	RECORD	PCT. RANK	GAMES	SCHEDULE	OF SCHEDULE	RPI	RPI	RPI	RPI
DIV. I ONLY	16- 11	122	9- 1	307	335	213	213	30	30	
DIV. I NON-CONF.	2- 9	296	0- 0	233	192	306	306	32	32	
TOTALS	RPI 1-25	RPI 26-50	W-L RECORDS	RPI 51-100	RPI 101-150	RPI 150+				
16- 11	0- 0	0- 1	OVERALL	0- 1	0- 3	16- 6				
8- 4	0- 0	0- 0	HOME	0- 0	0- 1	8- 3				
7- 6	0- 0	0- 1	AWAY	0- 1	0- 1	7- 3				
1- 1	0- 0	0- 0	NEUTRAL	0- 0	0- 1	1- 0				
2- 9	0- 0	0- 1	NON-CONFERENCE	0- 1	0- 3	2- 4				
1- 3	0- 0	0- 0	HOME	0- 0	0- 1	1- 2				
0- 5	0- 0	0- 1	AWAY	0- 1	0- 1	0- 2				
1- 1	0- 0	0- 0	NEUTRAL	0- 0	0- 1	1- 0				
14- 2	0- 0	0- 0	CONFERENCE	0- 0	0- 0	14- 2				
7- 1	0- 0	0- 0	HOME	0- 0	0- 0	7- 1				
7- 1	0- 0	0- 0	AWAY	0- 0	0- 0	7- 1				
0- 0	0- 0	0- 0	NEUTRAL	0- 0	0- 0	0- 0				

RPI S	Opponent	Score	RPI S	Opponent	Score	RPI S	Opponent	Score	RPI S	Opponent	Score	Team's RPI: 213
45	A St. John's (NY)	54 67	61	A Temple	62 92	127	N La.-Lafayette	58 60	131	A Penn St.	46 83	
						138	H Buffalo	53 66	199	A Fairfield	50 61	
						216	H Hartford	67 68	218	A Robert Morris	63 78	
						218	H Robert Morris	62 52	238	H New Hampshire	69 81	
						245	A Bryant	64 60	245	H Bryant	59 61	
						246	H Binghamton	69 60	258	A Saint Francis (PA)	81 77	
						268	N Coastal Caro.	71 62	288	A Central Conn. St.	61 57	
						288	H Central Conn. St.	79 69	296	A Vermont	51 53	
						310	A Fairleigh Dickinson	80 65	310	H Fairleigh Dickinson	72 61	
						325	A LIU Brooklyn	62 53	325	H LIU Brooklyn	71 47	
						330	H Mt. St. Mary's	61 58	334	A St. Francis Brooklyn	68 51	
						334	H St. Francis Brooklyn	63 55	341	A Wagner	77 73	
						341	H Wagner	73 62				
LAST 12 Division I GAMES:												
245	A Bryant	64 60	325	A LIU Brooklyn	62 53							
310	A Fairleigh Dickinson	80 65	245	H Bryant	59 61							
218	H Robert Morris	62 52	330	H Mt. St. Mary's	61 58							
288	H Central Conn. St.	79 69	341	A Wagner	77 73							
325	H LIU Brooklyn	71 47	288	A Central Conn. St.	61 57							
334	H St. Francis Brooklyn	63 55	334	A St. Francis Brooklyn	68 51							

Non-Div I Games:

Sacred Heart

■ Loss,
■ Non-Conf,
■ S Site,
■ Home
■ A Away
N Neutral

Average RPI Win:	308	WON-LOST	WINNING	LAST 10	STRENGTH OF	OPP. STRENGTH	TEAM	ADJ.	CONF.	ADJ CONF.
Average RPI Loss:	190	RECORD	PCT. RANK	GAMES	SCHEDULE	OF SCHEDULE	RPI	RPI	RPI	RPI
DIV. I ONLY	12- 14	196	6- 4	306	336	258	258	30	30	
DIV. I NON-CONF.	1- 9	325	0- 0	156	142	302	302	32	32	
TOTALS	RPI 1-25	RPI 26-50	W-L RECORDS	RPI 51-100	RPI 101-150	RPI 150+				
12- 14	0- 1	0- 1	OVERALL	0- 0	0- 1	12- 11				
8- 3	0- 0	0- 0	HOME	0- 0	0- 1	8- 2				
4- 10	0- 1	0- 1	AWAY	0- 0	0- 0	4- 8				
0- 1	0- 0	0- 0	NEUTRAL	0- 0	0- 0	0- 1				
1- 9	0- 1	0- 1	NON-CONFERENCE	0- 0	0- 1	1- 6				
1- 1	0- 0	0- 0	HOME	0- 0	0- 1	1- 0				
0- 7	0- 1	0- 1	AWAY	0- 0	0- 0	0- 5				
0- 1	0- 0	0- 0	NEUTRAL	0- 0	0- 0	0- 1				
11- 5	0- 0	0- 0	CONFERENCE	0- 0	0- 0	11- 5				
7- 2	0- 0	0- 0	HOME	0- 0	0- 0	7- 2				
4- 3	0- 0	0- 0	AWAY	0- 0	0- 0	4- 3				
0- 0	0- 0	0- 0	NEUTRAL	0- 0	0- 0	0- 0				

RPI 1-25				RPI 26-50				RPI 51-100				RPI 101+ Team's RPI: 258			
RPI	S	Opponent	Score	RPI	S	Opponent	Score	RPI	S	Opponent	Score	RPI	S	Opponent	Score
21	A	Florida	65 122	29	A	Ohio	65 91					120	H	Pittsburgh	59 74
												152	A	Marshall	73 81
												174	A	Cornell	69 75
												184	N	Eastern Ky.	82 88
												196	A	Cincinnati	86 93
												211	A	Canisius	52 77
												213	H	Sacred Heart	77 81
												218	H	Robert Morris	62 54
												234	A	Columbia	78 82
												245	A	Bryant	72 84
												245	H	Bryant	85 72
												268	H	Coastal Caro.	106 74
												288	A	Central Conn. St.	51 66
												288	H	Central Conn. St.	59 79
												310	A	Fairleigh Dickinson	72 73
												310	H	Fairleigh Dickinson	87 67
												325	A	LIU Brooklyn	84 75
												325	H	LIU Brooklyn	72 64
												330	A	Mt. St. Mary's	73 64
												330	H	Mt. St. Mary's	87 57
												334	A	St. Francis Brooklyn	83 76
												334	H	St. Francis Brooklyn	85 68
												341	A	Wagner	87 74
												341	H	Wagner	93 78
LAST 12 Division I GAMES:															
334	H	St. Francis Brooklyn	85 68	310	A	Fairleigh Dickinson	72 73								
325	H	LIU Brooklyn	72 64	218	H	Robert Morris	62 54								
341	A	Wagner	87 74	245	A	Bryant	72 84								
330	A	Mt. St. Mary's	73 64	288	A	Central Conn. St.	51 66								
245	H	Bryant	85 72	310	H	Fairleigh Dickinson	87 67								
288	H	Central Conn. St.	59 79	330	H	Mt. St. Mary's	87 57								

Non-Div I Games: Pitt.-Johnstown 82 78

Saint Francis (PA)

■ Loss,
 ■ Non-Conf,
 ■ S Site,
 ■ Home
 ■ A Away
 N Neutral

Saint Joseph's

Through Games Of Feb. 23, 2016

Average RPI Win:	148	WON-LOST	WINNING	LAST 10	STRENGTH OF	OPP. STRENGTH	TEAM	ADJ.	CONF.	ADJ CONF.
Average RPI Loss:	85	RECORD	PCT. RANK	GAMES	SCHEDULE	OF SCHEDULE	RPI	RPI	RPI	RPI
DIV. I ONLY	12- 14	196	3- 7	18	85	105	105	7	7	
DIV. I NON-CONF.	6- 6	160	0- 0	3	39	54	54	8	8	
TOTALS	RPI 1-25	RPI 26-50	W-L RECORDS	RPI 51-100	RPI 101-150	RPI 150+				
12- 14	0- 2	1- 4	OVERALL	4- 4	0- 1	7- 3				
8- 7	0- 1	1- 2	HOME	2- 3	0- 1	5- 0				
4- 7	0- 1	0- 2	AWAY	2- 1	0- 0	2- 3				
0- 0	0- 0	0- 0	NEUTRAL	0- 0	0- 0	0- 0				
6- 6	0- 1	1- 2	NON-CONFERENCE	3- 2	0- 1	2- 0				
4- 4	0- 1	1- 1	HOME	2- 1	0- 1	1- 0				
2- 2	0- 0	0- 1	AWAY	1- 1	0- 0	1- 0				
0- 0	0- 0	0- 0	NEUTRAL	0- 0	0- 0	0- 0				
6- 8	0- 1	0- 2	CONFERENCE	1- 2	0- 0	5- 3				
4- 3	0- 0	0- 1	HOME	0- 2	0- 0	4- 0				
2- 5	0- 1	0- 1	AWAY	1- 0	0- 0	1- 3				
0- 0	0- 0	0- 0	NEUTRAL	0- 0	0- 0	0- 0				

RPI 1-25				RPI 26-50				RPI 51-100				RPI 101+ Team's RPI: 105			
RPI	S	Opponent	Score	RPI	S	Opponent	Score	RPI	S	Opponent	Score	RPI	S	Opponent	Score
1	H	Notre Dame	55 91	30	H	Penn	50 46	53	H	Rutgers	65 78	121	H	Iona	75 81
18	A	Duquesne	59 73	33	H	Seton Hall	54 66	58	H	Saint Louis	66 77	157	H	UMBC	104 45
				36	A	St. Bonaventure	51 65	61	A	Temple	70 67	177	A	Fordham	40 47
				39	H	George Washington	45 70	65	H	Dayton	61 71	177	H	Fordham	61 51
				50	A	Villanova	49 55	74	A	Hofstra	62 75	184	A	George Mason	41 55
								80	A	VCU	66 63	188	H	Richmond	64 53
								81	H	Drexel	53 46	209	H	Rhode Island	74 63
								83	H	Central Mich.	76 66	215	A	Lehigh	63 62
												221	A	Massachusetts	62 58
												275	A	La Salle	70 75
												275	H	La Salle	64 55
LAST 12 Division I GAMES:															
209	H	Rhode Island	74 63	36	A	St. Bonaventure	51 65	51	A	St. Bonaventure	51 65				
275	A	La Salle	70 75	65	H	Dayton	61 71	65	H	Dayton	61 71				
18	A	Duquesne	59 73	58	H	Saint Louis	66 77	58	H	Saint Louis	66 77				
177	H	Fordham	61 51	177	A	Fordham	40 47	177	A	Fordham	40 47				
184	A	George Mason	41 55	188	H	Richmond	64 53	188	H	Richmond	64 53				
275	H	La Salle	64 55	80	A	VCU	66 63	80	A	VCU	66 63				

Non-Div I Games:

Saint Joseph's

■ Loss,
 ■ Non-Conf,
 ■ S Site,
 ■ H Home
 ■ A Away
 N Neutral

Saint Louis

Through Games Of Feb. 23, 2016

Average RPI Win:	187	WON-LOST	WINNING	LAST 10	STRENGTH OF	OPP. STRENGTH	TEAM	ADJ.	CONF.	ADJ CONF.
Average RPI Loss:	97	RECORD	PCT. RANK	GAMES	SCHEDULE	OF SCHEDULE	RPI	RPI	RPI	RPI
DIV. I ONLY	20- 6	40	8- 2	165	123	58	58	7	7	
DIV. I NON-CONF.	9- 3	69	0- 0	246	277	97	97	8	8	
TOTALS	RPI 1-25	RPI 26-50	W-L RECORDS	RPI 51-100	RPI 101-150	RPI 150+				
20- 6	1- 0	0- 2	OVERALL	2- 2	3- 0	14- 2				
10- 1	1- 0	0- 0	HOME	1- 0	0- 0	8- 1				
9- 5	0- 0	0- 2	AWAY	1- 2	3- 0	5- 1				
1- 0	0- 0	0- 0	NEUTRAL	0- 0	0- 0	1- 0				
9- 3	0- 0	0- 0	NON-CONFERENCE	0- 2	2- 0	7- 1				
4- 0	0- 0	0- 0	HOME	0- 0	0- 0	4- 0				
4- 3	0- 0	0- 0	AWAY	0- 2	2- 0	2- 1				
1- 0	0- 0	0- 0	NEUTRAL	0- 0	0- 0	1- 0				
11- 3	1- 0	0- 2	CONFERENCE	2- 0	1- 0	7- 1				
6- 1	1- 0	0- 0	HOME	1- 0	0- 0	4- 1				
5- 2	0- 0	0- 2	AWAY	1- 0	1- 0	3- 0				
0- 0	0- 0	0- 0	NEUTRAL	0- 0	0- 0	0- 0				

RPI 1-25				RPI 26-50				RPI 51-100 Team's RPI: 58				RPI 101+			
RPI	S	Opponent	Score	RPI	S	Opponent	Score	RPI	S	Opponent	Score	RPI	S	Opponent	Score
18	H	Duquesne	84 81	36	A	St. Bonaventure	59 80	65	H	Dayton	70 56	104	A	Memphis	63 57
				39	A	George Washington	80 89	72	A	Ball St.	70 79	105	A	Saint Joseph's	77 66
								80	A	VCU	77 72	110	A	Mercer	68 60
								85	A	Tulane	58 66	164	A	SIUE	64 71
												167	A	Davidson	79 50
												167	H	Davidson	88 51
												177	A	Fordham	51 49
												184	A	George Mason	61 50
												184	H	George Mason	63 73
												188	H	Richmond	73 48
												192	H	Tulsa	82 73
												205	H	Southeast Mo. St.	67 52
												210	A	Indiana St.	62 52
												221	H	Massachusetts	69 49
												275	H	La Salle	79 70
												277	N	Cleveland St.	76 65
												304	H	Bradley	75 58
												339	H	Eastern Ill.	78 47
												346	A	Alabama A&M	91 60
LAST 12 Division I GAMES:															
177	A	Fordham	51 49	184	A	George Mason	61 50								
18	H	Duquesne	84 81	275	H	La Salle	79 70								
167	H	Davidson	88 51	105	A	Saint Joseph's	77 66								
36	A	St. Bonaventure	59 80	65	H	Dayton	70 56								
188	H	Richmond	73 48	221	H	Massachusetts	69 49								
39	A	George Washington	80 89	167	A	Davidson	79 50								

Non-Div I Games: Mo.-St. Louis 67 31

Saint Louis

■ Loss,
 ■ Non-Conf,
 ■ S Site,
 ■ Home
 ■ A Away
 N Neutral

Saint Peter's

Through Games Of Feb. 23, 2016

Average RPI Win:	247	WON-LOST	WINNING	LAST 10	STRENGTH OF	OPP. STRENGTH	TEAM	ADJ.	CONF.	ADJ CONF.
Average RPI Loss:	197	RECORD	PCT. RANK	GAMES	SCHEDULE	OF SCHEDULE	RPI	RPI	RPI	RPI
DIV. I ONLY	4- 23	330	0- 10	231	278	336	336	23	23	
DIV. I NON-CONF.	2- 7	280	0- 0	164	330	293	293	23	23	
TOTALS	RPI 1-25	RPI 26-50	W-L RECORDS	RPI 51-100	RPI 101-150	RPI 150+				
4- 23	0- 1	0- 1	OVERALL	0- 2	0- 3	4- 16				
4- 10	0- 1	0- 0	HOME	0- 1	0- 2	4- 6				
0- 13	0- 0	0- 0	AWAY	0- 1	0- 0	0- 0				
0- 0	0- 0	0- 0	NEUTRAL	0- 0	0- 0	0- 0				
2- 7	0- 1	0- 1	NON-CONFERENCE	0- 0	0- 1	2- 4				
2- 3	0- 1	0- 0	HOME	0- 0	0- 1	2- 1				
0- 4	0- 0	0- 1	AWAY	0- 0	0- 0	0- 3				
0- 0	0- 0	0- 0	NEUTRAL	0- 0	0- 0	0- 0				
2- 16	0- 0	0- 0	CONFERENCE	0- 2	0- 2	2- 12				
2- 7	0- 0	0- 0	HOME	0- 1	0- 1	2- 5				
0- 9	0- 0	0- 0	AWAY	0- 1	0- 1	0- 7				
0- 0	0- 0	0- 0	NEUTRAL	0- 0	0- 0	0- 0				

RPI 1-25				RPI 26-50				RPI 51-100				RPI 101+ Team's RPI: 336			
RPI	S	Opponent	Score	RPI	S	Opponent	Score	RPI	S	Opponent	Score	RPI	S	Opponent	Score
18	H	Duquesne	38 63	33	A	Seton Hall	65 81	96	A	Quinnipiac	49 66	121	A	Iona	50 64
								96	H	Quinnipiac	53 65	121	H	Iona	51 65
												144	H	Stony Brook	35 69
												171	A	Marist	46 69
												171	H	Marist	55 74
												199	A	Fairfield	49 76
												199	H	Fairfield	56 46
												203	H	Brown	79 67
												211	A	Canisius	42 54
												211	H	Canisius	53 60
												215	A	Lehigh	42 74
												220	A	Siena	58 59
												220	H	Siena	55 64
												231	A	Manhattan	47 64
												232	H	Navy	39 50
												251	H	Monmouth	67 62
												284	A	Rider	48 57
												284	H	Rider	67 68
												308	A	Niagara	46 51
												308	H	Niagara	48 52
												310	A	Fairleigh Dickinson	52 73
												322	A	Lafayette	69 72
												334	H	St. Francis Brooklyn	44 40
LAST 12 Division I GAMES:															
121	A	Iona	50 64	96	A	Quinnipiac	49 66								
284	A	Rider	48 57	220	H	Siena	55 64								
96	H	Quinnipiac	53 65	171	A	Marist	46 69								
199	A	Fairfield	49 76	231	A	Manhattan	47 64								
284	H	Rider	67 68	308	A	Niagara	46 51								
171	H	Marist	55 74	211	A	Canisius	42 54								

Non-Div I Games:

Saint Peter's

■ Loss,
 ■ Non-Conf,
 ■ S Site,
 ■ H Home
 ■ A Away
 N Neutral

Average RPI Win:	296	WON-LOST	WINNING	LAST 10	STRENGTH OF	OPP. STRENGTH	TEAM	ADJ.	CONF.	ADJ CONF.
Average RPI Loss:	142	RECORD	PCT. RANK	GAMES	SCHEDULE	OF SCHEDULE	RPI	RPI	RPI	RPI
DIV. I ONLY	7- 15	272	2- 8	162	237	237	237	28	28	
DIV. I NON-CONF.	2- 6	272	0- 0	71	68	159	159	26	26	
TOTALS	RPI 1-25	RPI 26-50	W-L RECORDS	RPI 51-100	RPI 101-150	RPI 150+				
7- 15	0- 2	0- 1	OVERALL	0- 3	0- 3	7- 6				
3- 4	0- 0	0- 0	HOME	0- 1	0- 1	3- 2				
4- 10	0- 1	0- 1	AWAY	0- 2	0- 2	4- 4				
0- 1	0- 1	0- 0	NEUTRAL	0- 0	0- 0	0- 0				
2- 6	0- 2	0- 1	NON-CONFERENCE	0- 1	0- 1	2- 1				
0- 1	0- 0	0- 0	HOME	0- 0	0- 0	0- 1				
2- 4	0- 1	0- 1	AWAY	0- 1	0- 1	2- 0				
0- 1	0- 1	0- 0	NEUTRAL	0- 0	0- 0	0- 0				
5- 9	0- 0	0- 0	CONFERENCE	0- 2	0- 2	5- 5				
3- 3	0- 0	0- 0	HOME	0- 1	0- 1	3- 1				
2- 6	0- 0	0- 0	AWAY	0- 1	0- 1	2- 4				
0- 0	0- 0	0- 0	NEUTRAL	0- 0	0- 0	0- 0				

RPI S	Opponent	Score	RPI S	Opponent	Score	RPI S	Opponent	Score	RPI S	Opponent	Score	Team's RPI: 237
6 A	Texas	49 83	48 A	Kansas St.	50 78	69 A	Abilene Christian	55 67	109 H	Central Ark.	63 73	
17 N	Florida St.	37 94				69 H	Abilene Christian	76 87	128 A	Northwestern St.	49 69	
						86 A	TCU	59 85	132 A	Arkansas	47 67	
									161 A	McNeese St.	79 82	
									212 A	Stephen F. Austin	63 70	
									223 H	Rice	46 58	
									241 A	Texas Southern	53 51	
									247 A	Houston Baptist	63 67	
									247 H	Houston Baptist	78 70	
									282 A	Lamar	78 76	
									309 H	Southeastern La.	80 56	
									313 A	A&M-Corpus Christi	71 81	
									317 H	Nicholls St.	63 67	
									325 A	LIU Brooklyn	63 56	
									332 A	Incarinate Word	65 60	
									335 H	New Orleans	64 52	
LAST 12 Division I GAMES:												
109 H	Central Ark.	63 73	212 A	Stephen F. Austin	63 70							
247 H	Houston Baptist	78 70	69 H	Abilene Christian	76 87							
69 A	Abilene Christian	55 67	161 A	McNeese St.	79 82							
313 A	A&M-Corpus Christi	71 81	317 H	Nicholls St.	63 67							
247 A	Houston Baptist	63 67	335 H	New Orleans	64 52							
282 A	Lamar	78 76	309 H	Southeastern La.	80 56							

Non-Div I Games: LSU-Alexandria 85 50 Our Lady Of The Lak67 56

Sam Houston St.

Average RPI Win:	244	WON-LOST	WINNING	LAST 10	STRENGTH OF	OPP. STRENGTH	TEAM	ADJ.	CONF.	ADJ CONF.
Average RPI Loss:	91	RECORD	PCT. RANK	GAMES	SCHEDULE	OF SCHEDULE	RPI	RPI	RPI	RPI
DIV. I ONLY	15- 10	114	7- 3	195	181	111	111	17	17	
DIV. I NON-CONF.	6- 7	176	0- 0	206	174	144	144	15	15	
TOTALS	RPI 1-25	RPI 26-50	W-L RECORDS	RPI 51-100	RPI 101-150	RPI 150+				
15- 10	0- 0	0- 2	OVERALL	1- 3	1- 4	13- 1				
5- 2	0- 0	0- 0	HOME	1- 0	0- 2	4- 0				
9- 8	0- 0	0- 2	AWAY	0- 3	1- 2	8- 1				
1- 0	0- 0	0- 0	NEUTRAL	0- 0	0- 0	1- 0				
6- 7	0- 0	0- 2	NON-CONFERENCE	0- 2	1- 2	5- 1				
1- 1	0- 0	0- 0	HOME	0- 0	0- 1	1- 0				
4- 6	0- 0	0- 2	AWAY	0- 2	1- 1	3- 1				
1- 0	0- 0	0- 0	NEUTRAL	0- 0	0- 0	1- 0				
9- 3	0- 0	0- 0	CONFERENCE	1- 1	0- 2	8- 0				
4- 1	0- 0	0- 0	HOME	1- 0	0- 1	3- 0				
5- 2	0- 0	0- 0	AWAY	0- 1	0- 1	5- 0				
0- 0	0- 0	0- 0	NEUTRAL	0- 0	0- 0	0- 0				

RPI 1-25				RPI 26-50				RPI 51-100				RPI 101+				Team's RPI: 111
RPI	S	Opponent	Score	RPI	S	Opponent	Score	RPI	S	Opponent	Score	RPI	S	Opponent	Score	
				31	A	Mississippi St.	47 68	51	A	Chattanooga	30 53	103	H	Harvard	54 60	
				46	A	Indiana	56 65	51	H	Chattanooga	48 43	110	A	Mercer	61 63	
								76	A	Georgia Tech	55 66	110	H	Mercer	60 63	
								87	A	UT Martin	50 52	123	A	LSU	47 44	
												146	A	UAB	41 61	
												151	A	Southern Miss.	48 56	
												159	A	ETSU	56 51	
												159	H	ETSU	55 47	
												180	H	Troy	73 69	
												227	A	Furman	58 45	
												278	A	Alabama St.	54 35	
												290	A	Jacksonville St.	50 39	
												299	A	UNCG	57 52	
												299	H	UNCG	80 49	
												305	A	Wofford	58 39	
												311	A	Western Caro.	59 42	
												311	H	Western Caro.	57 52	
												317	N	Nicholls St.	45 43	
												346	A	Alabama A&M	54 30	
LAST 12 Division I GAMES:																
				159	A	ETSU	56 51	227	A	Furman	58 45					
				51	A	Chattanooga	30 53	51	H	Chattanooga	48 43					
				110	A	Mercer	61 63	159	H	ETSU	55 47					
				311	H	Western Caro.	57 52	110	H	Mercer	60 63					
				299	H	UNCG	80 49	299	A	UNCG	57 52					
				305	A	Wofford	58 39	311	A	Western Caro.	59 42					

Non-Div I Games: AUM 82 32 Shorter 53 33

Samford

Loss, Non-Conf, S Site, H Home A Away N Neutral

Average RPI Win:	195	WON-LOST	WINNING	LAST 10	STRENGTH OF	OPP. STRENGTH	TEAM	ADJ.	CONF.	ADJ CONF.
Average RPI Loss:	62	RECORD	PCT. RANK	GAMES	SCHEDULE	OF SCHEDULE	RPI	RPI	RPI	RPI
DIV. I ONLY	20- 6	40	6- 4	167	107	77	77	8	8	
DIV. I NON-CONF.	9- 1	22	0- 0	318	171	116	116	9	9	
TOTALS	RPI 1-25	RPI 26-50	W-L RECORDS	RPI 51-100	RPI 101-150	RPI 150+				
20- 6	1- 1	0- 0	OVERALL	1- 4	5- 1	13- 0				
10- 4	1- 0	0- 0	HOME	0- 3	3- 1	6- 0				
10- 2	0- 1	0- 0	AWAY	1- 1	2- 0	7- 0				
0- 0	0- 0	0- 0	NEUTRAL	0- 0	0- 0	0- 0				
9- 1	0- 0	0- 0	NON-CONFERENCE	0- 1	3- 0	6- 0				
4- 1	0- 0	0- 0	HOME	0- 1	2- 0	2- 0				
5- 0	0- 0	0- 0	AWAY	0- 0	1- 0	4- 0				
0- 0	0- 0	0- 0	NEUTRAL	0- 0	0- 0	0- 0				
11- 5	1- 1	0- 0	CONFERENCE	1- 3	2- 1	7- 0				
6- 3	1- 0	0- 0	HOME	0- 2	1- 1	4- 0				
5- 2	0- 1	0- 0	AWAY	1- 1	1- 0	3- 0				
0- 0	0- 0	0- 0	NEUTRAL	0- 0	0- 0	0- 0				

RPI 1-25				RPI 26-50				RPI 51-100 Team's RPI: 77				RPI 101+			
RPI	S	Opponent	Score	RPI	S	Opponent	Score	RPI	S	Opponent	Score	RPI	S	Opponent	Score
12	A	BYU	60 68					59	A	St. Mary's (CA)	60 68	102	A	San Francisco	67 58
12	H	BYU	78 65					59	H	St. Mary's (CA)	68 73	102	H	San Francisco	54 59
								64	A	Santa Clara	70 58	107	H	Gonzaga	63 54
								64	H	Santa Clara	47 61	129	H	Akron	86 65
								73	H	Washington St.	72 78	133	A	Fresno St.	72 68
												134	H	Arizona	59 54
												155	A	Pacific	59 56
												155	H	Pacific	69 56
												159	A	Montana St.	62 49
												241	A	Loyola Marymount	75 67
												241	H	Loyola Marymount	82 58
												243	H	Valparaiso	76 60
												249	A	San Diego St.	60 53
												267	A	Pepperdine	70 54
												267	H	Pepperdine	74 55
												286	H	Portland	71 43
												301	H	CSUN	86 64
												323	A	Nevada	84 47
												338	A	Cal St. Fullerton	53 44
LAST 12 Division I GAMES:															
12	A	BYU	60 68	267	A	Pepperdine	70 54								
102	H	San Francisco	54 59	241	H	Loyola Marymount	82 58								
64	H	Santa Clara	47 61	267	H	Pepperdine	74 55								
155	A	Pacific	59 56	107	H	Gonzaga	63 54								
59	A	St. Mary's (CA)	60 68	286	H	Portland	71 43								
241	A	Loyola Marymount	75 67	64	A	Santa Clara	70 58								

Non-Div I Games: Hope Int'l 90 52

San Diego

■ Loss,
 ■ Non-Conf,
 ■ S Site,
 ■ Home
 ■ A Away
 N Neutral

San Diego State				Through Games Of Feb. 15, 1918						
Average RPI Win:	247	WON-LOST	WINNING	LAST 10	STRENGTH OF	OPP. STRENGTH	TEAM	ADJ.	CONF.	ADJ CONF.
Average RPI Loss:	149	RECORD	PCT. RANK	GAMES	SCHEDULE	OF SCHEDULE	RPI	RPI	RPI	RPI
DIV. I ONLY	9- 15	244	4- 6	203	196	249	249	19	19	
DIV. I NON-CONF.	4- 6	201	0- 0	254	199	261	261	20	20	
TOTALS	RPI 1-25		RPI 26-50	W-L RECORDS		RPI 51-100	RPI 101-150		RPI 150+	
9- 15	0- 0		0- 3	OVERALL		0- 2	1- 3		8- 7	
5- 8	0- 0		0- 1	HOME		0- 2	1- 1		4- 4	
4- 7	0- 0		0- 2	AWAY		0- 0	0- 2		4- 3	
0- 0	0- 0		0- 0	NEUTRAL		0- 0	0- 0		0- 0	
4- 6	0- 0		0- 1	NON-CONFERENCE		0- 2	0- 1		4- 2	
3- 3	0- 0		0- 0	HOME		0- 2	0- 0		3- 1	
1- 3	0- 0		0- 1	AWAY		0- 0	0- 1		1- 1	
0- 0	0- 0		0- 0	NEUTRAL		0- 0	0- 0		0- 0	
5- 9	0- 0		0- 2	CONFERENCE		0- 0	1- 2		4- 5	
2- 5	0- 0		0- 1	HOME		0- 0	1- 1		1- 3	
3- 4	0- 0		0- 1	AWAY		0- 0	0- 1		3- 2	
0- 0	0- 0		0- 0	NEUTRAL		0- 0	0- 0		0- 0	

RPI 1-25				RPI 26-50				RPI 51-100				RPI 101+				Team's RPI: 249	
RPI	S	Opponent	Score	RPI	S	Opponent	Score	RPI	S	Opponent	Score	RPI	S	Opponent	Score		
				32	A	Washington	51 80	54	H	UC Riverside	68 85	133	A	Fresno St.	49 54		
				44	A	Colorado St.	54 70	77	H	San Diego	53 60	133	H	Fresno St.	65 54		
				44	H	Colorado St.	57 60					136	A	Long Beach St.	54 74		
												145	H	Boise St.	45 75		
												181	H	Wisconsin	63 57		
												182	A	New Mexico	51 46		
												187	H	UC Davis	54 65		
												198	A	San Jose St.	73 78		
												198	H	San Jose St.	87 70		
												204	A	Utah St.	59 72		
												204	H	Utah St.	36 55		
												214	H	UNLV	41 55		
												236	A	Wyoming	84 77		
												241	A	Loyola Marymount	65 92		
												301	A	CSUN	67 65		
												314	H	North Dakota St.	64 54		
												323	H	Nevada	64 70		
												338	H	Cal St. Fullerton	54 43		
												343	A	Air Force	69 66		
LAST 12 Division I GAMES:																	
				198	H	San Jose St.	87 70	323	H	Nevada	64 70						
				343	A	Air Force	69 66	204	A	Utah St.	59 72						
				133	H	Fresno St.	65 54	133	A	Fresno St.	49 54						
				182	A	New Mexico	51 46	145	H	Boise St.	45 75						
				44	A	Colorado St.	54 70	44	H	Colorado St.	57 60						
				214	H	UNLV	41 55	198	A	San Jose St.	73 78						

Non-Div I Games: San Diego Christian60 25

San Diego St.

Loss, Non-Conf, S Site, H Home A Away N Neutral

San Francisco

Through Games Of Feb. 23, 2016

Average RPI Win:	199	WON-LOST	WINNING	LAST 10	STRENGTH OF	OPP. STRENGTH	TEAM	ADJ.	CONF.	ADJ CONF.
Average RPI Loss:	95	RECORD	PCT. RANK	GAMES	SCHEDULE	OF SCHEDULE	RPI	RPI	RPI	RPI
DIV. I ONLY	15- 10	114	7- 3	130	104	102	102	8	8	
DIV. I NON-CONF.	7- 2	57	0- 0	211	166	82	82	9	9	
TOTALS	RPI 1-25	RPI 26-50	W-L RECORDS	RPI 51-100	RPI 101-150	RPI 150+				
15- 10	0- 2	0- 0	OVERALL	2- 4	3- 1	10- 3				
6- 5	0- 1	0- 0	HOME	1- 3	2- 0	3- 1				
9- 5	0- 1	0- 0	AWAY	1- 1	1- 1	7- 2				
0- 0	0- 0	0- 0	NEUTRAL	0- 0	0- 0	0- 0				
7- 2	0- 0	0- 0	NON-CONFERENCE	1- 0	2- 0	4- 2				
2- 1	0- 0	0- 0	HOME	1- 0	1- 0	0- 1				
5- 1	0- 0	0- 0	AWAY	0- 0	1- 0	4- 1				
0- 0	0- 0	0- 0	NEUTRAL	0- 0	0- 0	0- 0				
8- 8	0- 2	0- 0	CONFERENCE	1- 4	1- 1	6- 1				
4- 4	0- 1	0- 0	HOME	0- 3	1- 0	3- 0				
4- 4	0- 1	0- 0	AWAY	1- 1	0- 1	3- 1				
0- 0	0- 0	0- 0	NEUTRAL	0- 0	0- 0	0- 0				

RPI 1-25				RPI 26-50				RPI 51-100				RPI 101+ Team's RPI: 102			
RPI	S	Opponent	Score	RPI	S	Opponent	Score	RPI	S	Opponent	Score	RPI	S	Opponent	Score
12	A	BYU	62 65					54	H	UC Riverside	88 76	107	A	Gonzaga	47 68
12	H	BYU	57 66					59	H	St. Mary's (CA)	68 78	107	H	Gonzaga	71 52
								64	A	Santa Clara	57 68	115	H	North Dakota	74 57
								64	H	Santa Clara	57 59	136	A	Long Beach St.	66 52
								77	A	San Diego	59 54	155	A	Pacific	57 70
								77	H	San Diego	58 67	169	A	Sacramento St.	95 94
												194	H	Cal Poly	61 62
												198	A	San Jose St.	82 78
												207	A	Utah Valley	88 94
												224	A	North Texas	69 61
												241	A	Loyola Marymount	75 73
												241	H	Loyola Marymount	81 72
												267	A	Pepperdine	81 74
												267	H	Pepperdine	99 75
												286	A	Portland	82 63
												286	H	Portland	90 69
												323	A	Nevada	70 62
LAST 12 Division I GAMES:															
241	H	Loyola Marymount	81 72	286	H	Portland	90 69								
267	H	Pepperdine	99 75	64	A	Santa Clara	57 68								
77	A	San Diego	59 54	267	A	Pepperdine	81 74								
12	A	BYU	62 65	241	A	Loyola Marymount	75 73								
64	H	Santa Clara	57 59	12	H	BYU	57 66								
107	H	Gonzaga	71 52	77	H	San Diego	58 67								

Non-Div I Games: Holy Names 77 31 San Fran. St. 73 45

San Francisco

■ Loss,
 ■ Non-Conf,
 ■ S Site,
 ■ Home
 ■ Away
 N Neutral

Average RPI Win: 256		WON-LOST	WINNING	LAST 10	STRENGTH OF	OPP. STRENGTH	TEAM	ADJ.	CONF.	ADJ CONF.
Average RPI Loss: 118		RECORD	PCT. RANK	GAMES	SCHEDULE	OF SCHEDULE	RPI	RPI	RPI	RPI
DIV. I ONLY		10- 15	234	5- 5	120	218	198	198	19	19
DIV. I NON-CONF.		1- 9	325	0- 0	55	184	273	273	20	20
TOTALS		RPI 1-25	RPI 26-50	W-L RECORDS	RPI 51-100	RPI 101-150	RPI 150+			
10- 15	0- 0		0- 2	OVERALL	0- 5	1- 4	9- 4			
5- 7	0- 0		0- 1	HOME	0- 2	0- 4	5- 0			
5- 8	0- 0		0- 1	AWAY	0- 3	1- 0	4- 4			
0- 0	0- 0		0- 0	NEUTRAL	0- 0	0- 0	0- 0			
1- 9	0- 0		0- 0	NON-CONFERENCE	0- 5	0- 2	1- 2			
1- 4	0- 0		0- 0	HOME	0- 2	0- 2	1- 0			
0- 5	0- 0		0- 0	AWAY	0- 3	0- 0	0- 2			
0- 0	0- 0		0- 0	NEUTRAL	0- 0	0- 0	0- 0			
9- 6	0- 0		0- 2	CONFERENCE	0- 0	1- 2	8- 2			
4- 3	0- 0		0- 1	HOME	0- 0	0- 2	4- 0			
5- 3	0- 0		0- 1	AWAY	0- 0	1- 0	4- 2			
0- 0	0- 0		0- 0	NEUTRAL	0- 0	0- 0	0- 0			

RPI 1-25				RPI 26-50				RPI 51-100				RPI 101+				Team's RPI: 198	
RPI	S	Opponent	Score	RPI	S	Opponent	Score	RPI	S	Opponent	Score	RPI	S	Opponent	Score		
				44	A	Colorado St.	54 76	59	A	St. Mary's (CA)	81 91	102	H	San Francisco	78 82		
				44	H	Colorado St.	78 80	60	A	Oregon	74 104	119	H	Hawaii	73 76		
								67	H	South Dakota	77 87	133	A	Fresno St.	66 64		
								73	A	Washington St.	80 95	133	H	Fresno St.	54 59		
								93	H	New Mexico St.	66 75	145	H	Boise St.	75 78		
												155	A	Pacific	69 81		
												182	A	New Mexico	57 71		
												182	H	New Mexico	59 58		
												204	A	Utah St.	86 74		
												214	H	UNLV	69 61		
												236	A	Wyoming	67 66		
												240	A	CSU Bakersfield	88 90		
												249	A	San Diego St.	70 87		
												249	H	San Diego St.	78 73		
												323	A	Nevada	76 63		
												337	H	UC Irvine	79 58		
												343	A	Air Force	72 49		
												343	H	Air Force	81 60		
LAST 12 Division I GAMES:																	
				249	A	San Diego St.	70 87	44	H	Colorado St.	78 80						
				323	A	Nevada	76 63	182	A	New Mexico	57 71						
				182	H	New Mexico	59 58	145	H	Boise St.	75 78						
				214	H	UNLV	69 61	133	H	Fresno St.	54 59						
				133	A	Fresno St.	66 64	236	A	Wyoming	67 66						
				343	A	Air Force	72 49	44	A	Colorado St.	54 76						

Non-Div I Games:	Southern Ore.	92	78
------------------	---------------	----	----

San Jose St.

■ Loss, ■ Non-Conf, S Site, H Home A Away N Neutral

Average RPI Win:	196	WON-LOST	WINNING	LAST 10	STRENGTH OF	OPP. STRENGTH	TEAM	ADJ.	CONF.	ADJ CONF.
Average RPI Loss:	47	RECORD	PCT. RANK	GAMES	SCHEDULE	OF SCHEDULE	RPI	RPI	RPI	RPI
DIV. I ONLY	19- 6	44	9- 1	173	81	64	64	8	8	
DIV. I NON-CONF.	7- 2	57	0- 0	282	40	89	89	9	9	
TOTALS	RPI 1-25	RPI 26-50	W-L RECORDS	RPI 51-100	RPI 101-150	RPI 150+				
19- 6	1- 2	0- 2	OVERALL	2- 1	4- 1	12- 0				
9- 2	0- 1	0- 0	HOME	0- 1	3- 0	6- 0				
9- 4	1- 1	0- 2	AWAY	2- 0	1- 1	5- 0				
1- 0	0- 0	0- 0	NEUTRAL	0- 0	0- 0	1- 0				
7- 2	1- 0	0- 2	NON-CONFERENCE	0- 0	1- 0	5- 0				
3- 0	0- 0	0- 0	HOME	0- 0	1- 0	2- 0				
3- 2	1- 0	0- 2	AWAY	0- 0	0- 0	2- 0				
1- 0	0- 0	0- 0	NEUTRAL	0- 0	0- 0	1- 0				
12- 4	0- 2	0- 0	CONFERENCE	2- 1	3- 1	7- 0				
6- 2	0- 1	0- 0	HOME	0- 1	2- 0	4- 0				
6- 2	0- 1	0- 0	AWAY	2- 0	1- 1	3- 0				
0- 0	0- 0	0- 0	NEUTRAL	0- 0	0- 0	0- 0				

RPI 1-25				RPI 26-50				RPI 51-100				RPI 101+			
RPI	S	Opponent	Score	RPI	S	Opponent	Score	RPI	S	Opponent	Score	RPI	S	Opponent	Score
10	A	Stanford	61 58	32	A	Washington	55 100	59	A	St. Mary's (CA)	73 67	102	A	San Francisco	59 57
12	A	BYU	63 70	43	A	Southern California	46 81	77	A	San Diego	61 47	102	H	San Francisco	68 57
12	H	BYU	63 68					77	H	San Diego	58 70	107	A	Gonzaga	44 53
												107	H	Gonzaga	71 64
												142	H	Texas Tech	75 70
												155	H	Pacific	76 52
												194	A	Cal Poly	69 63
												241	A	Loyola Marymount	57 56
												241	H	Loyola Marymount	68 41
												260	A	UC Santa Barbara	48 37
												260	H	UC Santa Barbara	66 48
												267	A	Pepperdine	62 60
												267	H	Pepperdine	84 50
												286	A	Portland	67 45
												286	H	Portland	66 47
												326	N	Evansville	62 44
												343	H	Air Force	68 34
LAST 12 Division I GAMES:															
267	H	Pepperdine	84 50	107	H	Gonzaga	71 64								
241	H	Loyola Marymount	68 41	102	H	San Francisco	68 57								
12	A	BYU	63 70	241	A	Loyola Marymount	57 56								
77	A	San Diego	61 47	267	A	Pepperdine	62 60								
102	A	San Francisco	59 57	77	H	San Diego	58 70								
286	H	Portland	66 47	12	H	BYU	63 68								

Non-Div I Games: Hope Int'l 78 54 Simpson (CA) 112 34

Santa Clara

Loss, Non-Conf, S Site, H Home A Away N Neutral

Average RPI Win:	307	WON-LOST	WINNING	LAST 10	STRENGTH OF	OPP. STRENGTH	TEAM	ADJ.	CONF.	ADJ CONF.
Average RPI Loss:	183	RECORD	PCT. RANK	GAMES	SCHEDULE	OF SCHEDULE	RPI	RPI	RPI	RPI
DIV. I ONLY	6- 16	283	4- 6	260	311	293	293	31	31	
DIV. I NON-CONF.	1- 8	320	0- 0	52	105	225	225	30	30	
TOTALS	RPI 1-25	RPI 26-50	W-L RECORDS	RPI 51-100	RPI 101-150	RPI 150+				
6- 16	0- 2	0- 1	OVERALL	0- 2	0- 2	6- 9				
3- 5	0- 0	0- 0	HOME	0- 1	0- 0	3- 4				
3- 11	0- 2	0- 1	AWAY	0- 1	0- 2	3- 5				
0- 0	0- 0	0- 0	NEUTRAL	0- 0	0- 0	0- 0				
1- 8	0- 2	0- 1	NON-CONFERENCE	0- 2	0- 1	1- 2				
0- 2	0- 0	0- 0	HOME	0- 1	0- 0	0- 1				
1- 6	0- 2	0- 1	AWAY	0- 1	0- 1	1- 1				
0- 0	0- 0	0- 0	NEUTRAL	0- 0	0- 0	0- 0				
5- 8	0- 0	0- 0	CONFERENCE	0- 0	0- 1	5- 7				
3- 3	0- 0	0- 0	HOME	0- 0	0- 0	3- 3				
2- 5	0- 0	0- 0	AWAY	0- 0	0- 1	2- 4				
0- 0	0- 0	0- 0	NEUTRAL	0- 0	0- 0	0- 0				

RPI 1-25				RPI 26-50				RPI 51-100				RPI 101+ Team's RPI: 293			
RPI	S	Opponent	Score	RPI	S	Opponent	Score	RPI	S	Opponent	Score	RPI	S	Opponent	Score
19	A	Oklahoma St.	48 76	31	A	Mississippi St.	25 92	53	A	Rutgers	26 65	141	A	Jacksonville	52 65
21	A	Florida	34 99					56	H	Auburn	40 62	150	A	Hampton	53 65
												235	A	N.C. A&T	31 60
												235	H	N.C. A&T	59 69
												244	H	Morgan St.	60 66
												254	H	Coppin St.	57 55
												255	A	Bethune-Cookman	44 50
												278	A	Alabama St.	60 49
												280	H	Ga. Southern	48 64
												283	H	UMES	60 42
												290	A	Jacksonville St.	35 50
												295	A	Florida A&M	38 59
												298	A	South Carolina St.	43 56
												329	H	Delaware St.	59 67
												333	A	Howard	69 64
												347	A	Norfolk St.	68 53
												349	H	N.C. Central	57 39
LAST 12 Division I GAMES:															
333	A	Howard	69 64	347	A	Norfolk St.	68 53								
298	A	South Carolina St.	43 56	150	A	Hampton	53 65								
254	H	Coppin St.	57 55	329	H	Delaware St.	59 67								
244	H	Morgan St.	60 66	283	H	UMES	60 42								
255	A	Bethune-Cookman	44 50	349	H	N.C. Central	57 39								
235	A	N.C. A&T	31 60	235	H	N.C. A&T	59 69								

Non-Div I Games: Columbia (SC) 101 34 Allen 72 46

Savannah St.

■ Loss,
 ■ Non-Conf,
 ■ S Site,
 ■ Home
 ■ A Away
 N Neutral

Average RPI Win: 275	WON-LOST	WINNING	LAST 10	STRENGTH OF	OPP. STRENGTH	TEAM	ADJ.	CONF.	ADJ CONF.
Average RPI Loss: 163	RECORD	PCT. RANK	GAMES	SCHEDULE	OF SCHEDULE	RPI	RPI	RPI	RPI
DIV. I ONLY	8- 18	273	1- 9	174	302	257	257	25	25
DIV. I NON-CONF.	5- 9	233	0- 0	102	290	179	179	25	25
TOTALS	RPI 1-25	RPI 26-50	W-L RECORDS	RPI 51-100	RPI 101-150	RPI 150+			
8- 18	0- 0	0- 2	OVERALL	0- 4	0- 3	8- 9			
3- 8	0- 0	0- 0	HOME	0- 2	0- 2	3- 4			
5- 9	0- 0	0- 1	AWAY	0- 2	0- 1	5- 5			
0- 1	0- 0	0- 1	NEUTRAL	0- 0	0- 0	0- 0			
5- 9	0- 0	0- 2	NON-CONFERENCE	0- 2	0- 3	5- 2			
1- 4	0- 0	0- 0	HOME	0- 1	0- 2	1- 1			
4- 4	0- 0	0- 1	AWAY	0- 1	0- 1	4- 1			
0- 1	0- 0	0- 1	NEUTRAL	0- 0	0- 0	0- 0			
3- 9	0- 0	0- 0	CONFERENCE	0- 2	0- 0	3- 7			
2- 4	0- 0	0- 0	HOME	0- 1	0- 0	2- 3			
1- 5	0- 0	0- 0	AWAY	0- 1	0- 0	1- 4			
0- 0	0- 0	0- 0	NEUTRAL	0- 0	0- 0	0- 0			

RPI S	Opponent	Score	RPI S	Opponent	Score	RPI S	Opponent	Score	RPI S	Opponent	Score	Team's RPI: 257
			32 A	Washington	55 96	54 H	UC Riverside	70 92	136 H	Long Beach St.	57 69	
			37 N	Princeton	48 85	60 A	Oregon	62 82	137 A	Idaho	60 64	
						93 A	New Mexico St.	54 69	145 H	Boise St.	66 84	
						93 H	New Mexico St.	56 66	159 H	Montana St.	51 80	
									193 A	Montana	58 44	
									207 H	Utah Valley	44 61	
									208 A	UTRGV	74 71	
									208 H	UTRGV	71 76	
									230 A	Grand Canyon	53 60	
									230 H	Grand Canyon	54 67	
									233 A	Idaho St.	67 83	
									240 A	CSU Bakersfield	68 76	
									241 A	Loyola Marymount	78 69	
									297 H	Denver	59 51	
									301 A	CSUN	62 56	
									303 A	UMKC	43 64	
									303 H	UMKC	69 63	
									315 A	Portland St.	85 64	
									340 A	Chicago St.	49 57	
									340 H	Chicago St.	59 45	
LAST 12 Division I GAMES:												
			93 H	New Mexico St.	56 66	207 H	Utah Valley	44 61				
			208 H	UTRGV	71 76	208 A	UTRGV	74 71				
			230 A	Grand Canyon	53 60	93 A	New Mexico St.	54 69				
			303 A	UMKC	43 64	240 A	CSU Bakersfield	68 76				
			340 A	Chicago St.	49 57	340 H	Chicago St.	59 45				
			230 H	Grand Canyon	54 67	303 H	UMKC	69 63				

Non-Div I Games: Evergreen St. 81 38

Seattle

Average RPI Win: 134	WON-LOST	WINNING	LAST 10	STRENGTH OF	OPP. STRENGTH	TEAM	ADJ.	CONF.	ADJ CONF.
Average RPI Loss: 52	RECORD	PCT. RANK	GAMES	SCHEDULE	OF SCHEDULE	RPI	RPI	RPI	RPI
DIV. I ONLY	20- 7	47	7- 3	63	56	33	33	6	6
DIV. I NON-CONF.	10- 1	19	0- 0	46	37	5	5	6	6
TOTALS	RPI 1-25	RPI 26-50	W-L RECORDS	RPI 51-100	RPI 101-150	RPI 150+			
20- 7	1- 2	3- 3	OVERALL	3- 2	7- 0	6- 0			
9- 3	0- 1	2- 1	HOME	2- 1	1- 0	4- 0			
9- 4	1- 1	0- 2	AWAY	1- 1	5- 0	2- 0			
2- 0	0- 0	1- 0	NEUTRAL	0- 0	1- 0	0- 0			
10- 1	0- 1	2- 0	NON-CONFERENCE	1- 0	4- 0	3- 0			
5- 0	0- 0	1- 0	HOME	1- 0	0- 0	3- 0			
3- 1	0- 1	0- 0	AWAY	0- 0	3- 0	0- 0			
2- 0	0- 0	1- 0	NEUTRAL	0- 0	1- 0	0- 0			
10- 6	1- 1	1- 3	CONFERENCE	2- 2	3- 0	3- 0			
4- 3	0- 1	1- 1	HOME	1- 1	1- 0	1- 0			
6- 3	1- 0	0- 2	AWAY	1- 1	2- 0	2- 0			
0- 0	0- 0	0- 0	NEUTRAL	0- 0	0- 0	0- 0			

RPI 1-25				RPI 26-50				RPI 51-100				RPI 101+			
RPI	S	Opponent	Score	RPI	S	Opponent	Score	RPI	S	Opponent	Score	RPI	S	Opponent	Score
20	A	Georgia	52 70	37	H	Princeton	71 64	53	H	Rutgers	77 49	105	A	Saint Joseph's	66 54
22	A	DePaul	83 74	42	N	North Carolina St.	58 55	88	A	Marquette	82 89	106	N	UNI	57 49
22	H	DePaul	74 86	45	A	St. John's (NY)	69 71	88	H	Marquette	99 68	112	A	Liberty	92 56
				45	H	St. John's (NY)	64 72	94	A	Georgetown	83 75	140	A	Creighton	86 82
				50	A	Villanova	45 55	94	H	Georgetown	65 73	148	A	Xavier	72 67
				50	H	Villanova	60 50					148	H	Xavier	82 66
LAST 12 Division I GAMES:															
148	A	Xavier	72 67	22	A	DePaul	83 74	183	H	Butler	98 77				
183	A	Butler	72 67	148	H	Xavier	82 66	94	A	Georgetown	83 75				
50	H	Villanova	60 50	50	A	Villanova	45 55	45	A	St. John's (NY)	69 71				
94	H	Georgetown	65 73												
45	H	St. John's (NY)	64 72												
88	A	Marquette	82 89												

Non-Div I Games:

Seton Hall

Average RPI Win:	268	WON-LOST	WINNING	LAST 10	STRENGTH OF	OPP. STRENGTH	TEAM	ADJ.	CONF.	ADJ CONF.
Average RPI Loss:	169	RECORD	PCT. RANK	GAMES	SCHEDULE	OF SCHEDULE	RPI	RPI	RPI	RPI
DIV. I ONLY	12- 16	220	1- 7	214	280	220	220	23	23	
DIV. I NON-CONF.	3- 7	248	1- 1	162	325	218	218	23	23	
TOTALS	RPI 1-25	RPI 26-50	W-L RECORDS	RPI 51-100	RPI 101-150	RPI 150+				
12- 16	0- 0	0- 2	OVERALL	0- 2	0- 3	12- 9				
5- 5	0- 0	0- 1	HOME	0- 1	0- 1	5- 2				
6- 10	0- 0	0- 1	AWAY	0- 1	0- 2	6- 6				
1- 1	0- 0	0- 0	NEUTRAL	0- 0	0- 0	1- 1				
3- 7	0- 0	0- 2	NON-CONFERENCE	0- 0	0- 1	3- 4				
0- 2	0- 0	0- 1	HOME	0- 0	0- 0	0- 1				
2- 4	0- 0	0- 1	AWAY	0- 0	0- 1	2- 2				
1- 1	0- 0	0- 0	NEUTRAL	0- 0	0- 0	1- 1				
9- 9	0- 0	0- 0	CONFERENCE	0- 2	0- 2	9- 5				
5- 3	0- 0	0- 0	HOME	0- 1	0- 1	5- 1				
4- 6	0- 0	0- 0	AWAY	0- 1	0- 1	4- 4				
0- 0	0- 0	0- 0	NEUTRAL	0- 0	0- 0	0- 0				

RPI 1-25				RPI 26-50				RPI 51-100				RPI 101+				Team's RPI: 220
RPI	S	Opponent	Score	RPI	S	Opponent	Score	RPI	S	Opponent	Score	RPI	S	Opponent	Score	
				36	A	St. Bonaventure	40 57	96	A	Quinnipiac	52 94	121	A	Iona	51 63	
				47	H	Albany (NY)	42 61	96	H	Quinnipiac	59 69	121	H	Iona	51 64	
												135	A	Southern Ill.	54 73	
												158	H	Northeastern	67 70	
												171	A	Marist	37 66	
												199	A	Fairfield	55 67	
												199	H	Fairfield	51 71	
												211	A	Canisius	58 52	
												211	H	Canisius	61 57	
												231	A	Manhattan	49 56	
												231	H	Manhattan	60 59	
												232	A	Navy	58 59	
												238	A	New Hampshire	57 53	
												244	N	Morgan St.	69 46	
												251	A	Monmouth	69 63	
												251	H	Monmouth	64 54	
												278	N	Alabama St.	53 57	
												284	A	Rider	58 70	
												284	H	Rider	66 45	
												307	A	Colgate	50 52	
												308	A	Niagara	59 51	
												310	A	Fairleigh Dickinson	81 65	
												336	A	Saint Peter's	64 55	
												336	H	Saint Peter's	59 58	
LAST 12 Division I GAMES:																
				244	N	Morgan St.	69 46	199	A	Fairfield	55 67					
				278	N	Alabama St.	53 57	96	H	Quinnipiac	59 69					
				121	A	Iona	51 63	336	A	Saint Peter's	64 55					
				199	H	Fairfield	51 71	171	A	Marist	37 66					
				231	A	Manhattan	49 56	96	A	Quinnipiac	52 94					
				121	H	Iona	51 64	211	H	Canisius	61 57					

Non-Div I Games:

Siena

■ Loss,
 ■ Non-Conf,
 ■ S Site,
 ■ Home
 ■ A Away
 N Neutral

Average RPI Win:	242	WON-LOST	WINNING	LAST 10	STRENGTH OF	OPP. STRENGTH	TEAM	ADJ.	CONF.	ADJ CONF.
Average RPI Loss:	143	RECORD	PCT. RANK	GAMES	SCHEDULE	OF SCHEDULE	RPI	RPI	RPI	RPI
DIV. I ONLY	11- 12	191	7- 3	179	217	186	186	16	16	
DIV. I NON-CONF.	2- 5	253	0- 0	169	268	224	224	14	14	
TOTALS	RPI 1-25	RPI 26-50	W-L RECORDS	RPI 51-100	RPI 101-150	RPI 150+				
11- 12	0- 1	0- 2	OVERALL	0- 0	1- 4	10- 5				
5- 6	0- 1	0- 1	HOME	0- 0	1- 2	4- 2				
6- 6	0- 0	0- 1	AWAY	0- 0	0- 1	6- 3				
0- 0	0- 0	0- 0	NEUTRAL	0- 0	0- 0	0- 0				
2- 5	0- 1	0- 0	NON-CONFERENCE	0- 0	0- 1	2- 3				
0- 3	0- 1	0- 0	HOME	0- 0	0- 1	0- 1				
2- 2	0- 0	0- 0	AWAY	0- 0	0- 0	2- 2				
0- 0	0- 0	0- 0	NEUTRAL	0- 0	0- 0	0- 0				
9- 7	0- 0	0- 2	CONFERENCE	0- 0	1- 3	8- 2				
5- 3	0- 0	0- 1	HOME	0- 0	1- 1	4- 1				
4- 4	0- 0	0- 1	AWAY	0- 0	0- 2	4- 1				
0- 0	0- 0	0- 0	NEUTRAL	0- 0	0- 0	0- 0				

RPI 1-25				RPI 26-50				RPI 51-100				RPI 101+ Team's RPI: 186			
RPI	S	Opponent	Score	RPI	S	Opponent	Score	RPI	S	Opponent	Score	RPI	S	Opponent	Score
21	H	Florida	60 72	41	A	Arkansas St.	51 58					125	A	Little Rock	43 74
				41	H	Arkansas St.	53 66					125	H	Little Rock	34 47
												127	A	La.-Lafayette	50 69
												146	H	UAB	39 53
												149	H	UT Arlington	59 55
												151	A	Southern Miss.	51 71
												162	A	Southern U.	45 50
												180	A	Troy	75 71
												180	H	Troy	65 63
												222	H	Texas St.	71 73
												230	A	Grand Canyon	59 56
												264	A	Georgia St.	60 52
												264	H	Georgia St.	83 45
												269	H	UCF	36 77
												273	A	Appalachian St.	68 54
												273	H	Appalachian St.	71 55
												278	A	Alabama St.	47 43
												280	A	Ga. Southern	43 57
												280	H	Ga. Southern	48 45
												289	A	La.-Monroe	63 57
LAST 12 Division I GAMES:															
273	A	Appalachian St.	68 54	273	H	Appalachian St.	71 55								
180	H	Troy	65 63	180	A	Troy	75 71								
280	H	Ga. Southern	48 45	289	A	La.-Monroe	63 57								
264	H	Georgia St.	83 45	127	A	La.-Lafayette	50 69								
125	A	Little Rock	43 74	149	H	UT Arlington	59 55								
41	A	Arkansas St.	51 58	222	H	Texas St.	71 73								

Non-Div I Games: Spring Hill 64 49 William Carey 66 30

South Ala.

■ Loss,
 ■ Non-Conf,
 ■ S Site,
 ■ Home
 ■ Away
 N Neutral

South Carolina

Through Games Of Feb. 23, 2016

Average RPI Win:	95	WON-LOST	WINNING	LAST 10	STRENGTH OF	OPP. STRENGTH	TEAM	ADJ.	CONF.	ADJ CONF.
Average RPI Loss:	4	RECORD	PCT. RANK	GAMES	SCHEDULE	OF SCHEDULE	RPI	RPI	RPI	RPI
DIV. I ONLY	26- 1	3	9- 1	6	9	2	2	2	2	2
DIV. I NON-CONF.	12- 1	9	0- 1	84	7	12	12	2	2	2
TOTALS	RPI 1-25	RPI 26-50	W-L RECORDS	RPI 51-100	RPI 101-150	RPI 150+				
26- 1	10- 1	2- 0	OVERALL	4- 0	3- 0	7- 0				
13- 1	5- 1	1- 0	HOME	2- 0	2- 0	3- 0				
10- 0	4- 0	1- 0	AWAY	2- 0	1- 0	2- 0				
3- 0	1- 0	0- 0	NEUTRAL	0- 0	0- 0	2- 0				
12- 1	3- 1	0- 0	NON-CONFERENCE	2- 0	2- 0	5- 0				
6- 1	1- 1	0- 0	HOME	2- 0	1- 0	2- 0				
3- 0	1- 0	0- 0	AWAY	0- 0	1- 0	1- 0				
3- 0	1- 0	0- 0	NEUTRAL	0- 0	0- 0	2- 0				
14- 0	7- 0	2- 0	CONFERENCE	2- 0	1- 0	2- 0				
7- 0	4- 0	1- 0	HOME	0- 0	1- 0	1- 0				
7- 0	3- 0	1- 0	AWAY	2- 0	0- 0	1- 0				
0- 0	0- 0	0- 0	NEUTRAL	0- 0	0- 0	0- 0				

RPI	S	Opponent	Score	RPI	S	Opponent	Score	RPI	S	Opponent	Score	RPI	S	Opponent	Score
4	H	UConn	54 66	27	H	Missouri	83 58	52	H	Duke	66 55	119	A	Hawaii	67 51
5	H	Ohio St.	88 80	31	A	Mississippi St.	57 51	56	A	Auburn	74 58	132	H	Arkansas	85 32
8	N	Arizona St.	60 58					84	A	Vanderbilt	71 61	150	H	Hampton	86 48
9	A	UCLA	68 65					97	H	Elon	78 63	156	A	Alabama	66 46
13	A	Texas A&M	70 63									165	N	East Carolina	88 57
13	H	Texas A&M	59 58									166	H	Ole Miss	81 62
14	A	Kentucky	73 62									240	N	CSU Bakersfield	90 71
14	H	Kentucky	78 68									248	A	Clemson	67 41
20	H	Georgia	61 51									299	H	UNCG	92 44
21	H	Florida	86 71									318	H	Winthrop	86 37
24	A	Tennessee	62 56												
LAST 12 Division I GAMES:															
156	A	Alabama	66 46	13	A	Texas A&M	70 63								
20	H	Georgia	61 51	166	H	Ole Miss	81 62								
24	A	Tennessee	62 56	31	A	Mississippi St.	57 51								
21	H	Florida	86 71	56	A	Auburn	74 58								
4	H	UConn	54 66	13	H	Texas A&M	59 58								
14	H	Kentucky	78 68	14	A	Kentucky	73 62								

Non-Div I Games:

South Carolina

Loss, Non-Conf, S Site, H Home A Away N Neutral

Season Carolina Bait				Through Games Of Feb. 15, 1910						
Average RPI Win:	315	WON-LOST	WINNING	LAST 10	STRENGTH OF	OPP. STRENGTH	TEAM	ADJ.	CONF.	ADJ CONF.
Average RPI Loss:	217	RECORD	PCT. RANK	GAMES	SCHEDULE	OF SCHEDULE	RPI	RPI	RPI	RPI
DIV. I ONLY	9- 13	227	5- 5	344	339	298	298	31	31	
DIV. I NON-CONF.	2- 6	272	0- 0	289	276	283	283	30	30	
TOTALS	RPI 1-25	RPI 26-50	W-L RECORDS	RPI 51-100	RPI 101-150	RPI 150+				
9- 13	0- 0	0- 0	OVERALL	0- 0	0- 4	9- 9				
5- 3	0- 0	0- 0	HOME	0- 0	0- 0	5- 3				
4- 9	0- 0	0- 0	AWAY	0- 0	0- 3	4- 6				
0- 1	0- 0	0- 0	NEUTRAL	0- 0	0- 1	0- 0				
2- 6	0- 0	0- 0	NON-CONFERENCE	0- 0	0- 3	2- 3				
1- 0	0- 0	0- 0	HOME	0- 0	0- 0	1- 0				
1- 5	0- 0	0- 0	AWAY	0- 0	0- 2	1- 3				
0- 1	0- 0	0- 0	NEUTRAL	0- 0	0- 1	0- 0				
7- 7	0- 0	0- 0	CONFERENCE	0- 0	0- 1	7- 6				
4- 3	0- 0	0- 0	HOME	0- 0	0- 0	4- 3				
3- 4	0- 0	0- 0	AWAY	0- 0	0- 1	3- 3				
0- 0	0- 0	0- 0	NEUTRAL	0- 0	0- 0	0- 0				

RPI 1-25				RPI 26-50				RPI 51-100				RPI 101+ Team's RPI: 298											
RPI	S	Opponent	Score	RPI	S	Opponent	Score	RPI	S	Opponent	Score	RPI	S	Opponent	Score								
								109	N	Central Ark.	38	51											
								141	A	Jacksonville	47	79											
								146	A	UAB	38	71											
								150	A	Hampton	50	63											
								167	A	Davidson	51	63											
								227	A	Furman	46	59											
								235	H	N.C. A&T	54	57											
								244	H	Morgan St.	56	62											
								248	A	Clemson	54	63											
								254	H	Coppin St.	67	63											
								255	A	Bethune-Cookman	50	65											
								283	A	UMES	55	61											
								283	H	UMES	56	63											
								293	H	Savannah St.	56	43											
								295	A	Florida A&M	68	62											
								305	H	Wofford	60	47											
								327	A	North Florida	53	48											
								329	A	Delaware St.	61	79											
								329	H	Delaware St.	61	48											
								333	A	Howard	65	63											
								347	A	Norfolk St.	60	52											
								349	H	N.C. Central	58	51											
								LAST 12 Division I GAMES:															
								333	A	Howard	65	63	150	A	Hampton	50	63						
								283	A	UMES	55	61	347	A	Norfolk St.	60	52						
293	H	Savannah St.	56	43	283	H	UMES	56	63														
244	H	Morgan St.	56	62	329	H	Delaware St.	61	48														
254	H	Coppin St.	67	63	235	H	N.C. A&T	54	57														
329	A	Delaware St.	61	79	349	H	N.C. Central	58	51														

Non-Div I Games:	Morris	90	39	Southern Wesleyan	75	52
------------------	--------	----	----	-------------------	----	----

South Carolina St.

Loss, Non-Conf, S Site, H Home A Away N Neutral

South Dakota

Through Games Of Feb. 23, 2016

Average RPI Win:	207	WON-LOST	WINNING	LAST 10	STRENGTH OF	OPP. STRENGTH	TEAM	ADJ.	CONF.	ADJ CONF.
Average RPI Loss:	82	RECORD	PCT. RANK	GAMES	SCHEDULE	OF SCHEDULE	RPI	RPI	RPI	RPI
DIV. I ONLY	21- 5	28	10- 0	221	121	67	67	18	18	
DIV. I NON-CONF.	8- 4	99	0- 0	213	10	92	92	19	19	
TOTALS	RPI 1-25	RPI 26-50	W-L RECORDS	RPI 51-100	RPI 101-150	RPI 150+				
21- 5	0- 0	0- 2	OVERALL	3- 1	4- 2	14- 0				
11- 1	0- 0	0- 1	HOME	2- 0	3- 0	6- 0				
9- 4	0- 0	0- 1	AWAY	1- 1	1- 2	7- 0				
1- 0	0- 0	0- 0	NEUTRAL	0- 0	0- 0	1- 0				
8- 4	0- 0	0- 2	NON-CONFERENCE	1- 1	2- 1	5- 0				
3- 1	0- 0	0- 1	HOME	1- 0	1- 0	1- 0				
4- 3	0- 0	0- 1	AWAY	0- 1	1- 1	3- 0				
1- 0	0- 0	0- 0	NEUTRAL	0- 0	0- 0	1- 0				
13- 1	0- 0	0- 0	CONFERENCE	2- 0	2- 1	9- 0				
8- 0	0- 0	0- 0	HOME	1- 0	2- 0	5- 0				
5- 1	0- 0	0- 0	AWAY	1- 0	0- 1	4- 0				
0- 0	0- 0	0- 0	NEUTRAL	0- 0	0- 0	0- 0				

RPI 1-25				RPI 26-50				RPI 51-100				Team's RPI: 67				RPI 101+			
RPI	S	Opponent	Score	RPI	S	Opponent	Score	RPI	S	Opponent	Score	RPI	S	Opponent	Score	RPI	S	Opponent	Score
32	H	Washington	64 77	63	A	South Dakota St.	63 58	106	A	UNI	43 64								
48	A	Kansas St.	81 84	63	H	South Dakota St.	80 75	108	H	Drake	92 87								
				78	A	Utah	59 66	115	A	North Dakota	73 70								
				88	H	Marquette	97 69	126	H	IUPUI	65 59								
								147	A	Oral Roberts	56 60								
								147	H	Oral Roberts	71 48								
								153	A	Illinois	85 76								
								189	A	Fla. Atlantic	76 53								
								198	A	San Jose St.	87 77								
								229	A	Western Ill.	102 77								
								229	H	Western Ill.	86 50								
								259	A	Omaha	70 55								
								259	H	Omaha	82 76								
								273	N	Appalachian St.	87 60								
								297	A	Denver	79 33								
								297	H	Denver	85 60								
								314	A	North Dakota St.	96 94								
								314	H	North Dakota St.	80 54								
								315	H	Portland St.	103 61								
								316	H	IPFW	92 60								
LAST 12 Division I GAMES:																			
63	H	South Dakota St.	80 75	229	A	Western Ill.	102 77												
229	H	Western Ill.	86 50	126	H	IUPUI	65 59												
147	H	Oral Roberts	71 48	316	H	IPFW	92 60												
259	A	Omaha	70 55	63	A	South Dakota St.	63 58												
297	A	Denver	79 33	314	A	North Dakota St.	96 94												
314	H	North Dakota St.	80 54	259	H	Omaha	82 76												

Non-Div I Games: Dakota Wesleyan 94 54

South Dakota

Loss, Non-Conf, S Site, H Home A Away N Neutral

Average RPI Win:	209	WON-LOST	WINNING	LAST 10	STRENGTH OF	OPP. STRENGTH	TEAM	ADJ.	CONF.	ADJ CONF.
Average RPI Loss:	35	RECORD	PCT. RANK	GAMES	SCHEDULE	OF SCHEDULE	RPI	RPI	RPI	RPI
DIV. I ONLY	22- 5	25	8- 2	163	119	63	63	18	18	
DIV. I NON-CONF.	10- 3	61	0- 0	48	13	32	32	19	19	
TOTALS	RPI 1-25	RPI 26-50	W-L RECORDS	RPI 51-100	RPI 101-150	RPI 150+				
22- 5	1- 2	0- 1	OVERALL	0- 2	8- 0	13- 0				
13- 2	1- 1	0- 0	HOME	0- 1	4- 0	8- 0				
7- 2	0- 0	0- 1	AWAY	0- 1	2- 0	5- 0				
2- 1	0- 1	0- 0	NEUTRAL	0- 0	2- 0	0- 0				
10- 3	1- 2	0- 1	NON-CONFERENCE	0- 0	5- 0	4- 0				
6- 1	1- 1	0- 0	HOME	0- 0	2- 0	3- 0				
2- 1	0- 0	0- 1	AWAY	0- 0	1- 0	1- 0				
2- 1	0- 1	0- 0	NEUTRAL	0- 0	2- 0	0- 0				
12- 2	0- 0	0- 0	CONFERENCE	0- 2	3- 0	9- 0				
7- 1	0- 0	0- 0	HOME	0- 1	2- 0	5- 0				
5- 1	0- 0	0- 0	AWAY	0- 1	1- 0	4- 0				
0- 0	0- 0	0- 0	NEUTRAL	0- 0	0- 0	0- 0				

RPI 1-25				RPI 26-50				RPI 51-100				Team's RPI: 63	RPI 101+			
RPI	S	Opponent	Score	RPI	S	Opponent	Score	RPI	S	Opponent	Score		RPI	S	Opponent	Score
1	H	Notre Dame	64 75	28	A	Green Bay	57 58	67	A	South Dakota	75 80		106	H	UNI	89 86
11	N	Maryland	55 62					67	H	South Dakota	58 63		120	N	Pittsburgh	55 54
22	H	DePaul	88 79										126	H	IUPUI	68 66
													132	H	Arkansas	76 69
													140	A	Creighton	53 51
													143	N	Old Dominion	71 39
													147	A	Oral Roberts	68 50
													147	H	Oral Roberts	60 48
													171	H	Marist	77 68
													175	H	Northern Colo.	66 62
													229	H	Western Ill.	85 63
													253	A	Bowling Green	58 45
													259	A	Omaha	65 47
													259	H	Omaha	68 58
													297	A	Denver	76 39
													297	H	Denver	80 52
													314	A	North Dakota St.	81 63
													314	H	North Dakota St.	81 47
													315	H	Portland St.	74 65
													316	A	IPFW	61 42
													316	H	IPFW	92 64
LAST 12 Division I GAMES:																
				67	A	South Dakota	75 80	147	A	Oral Roberts	68 50					
				297	H	Denver	80 52	229	H	Western Ill.	85 63					
				316	H	IPFW	92 64	126	H	IUPUI	68 66					
				147	H	Oral Roberts	60 48	67	H	South Dakota	58 63					
				314	H	North Dakota St.	81 47	316	A	IPFW	61 42					
				259	A	Omaha	65 47	259	H	Omaha	68 58					

Non-Div I Games:

South Dakota St.

■ Loss,
 ■ Non-Conf, S Site,
 ■ Home
 ■ Away
 N Neutral

Team RPI				Through Games of Feb. 19, 1919						
Average RPI Win:	151	WON-LOST	WINNING	LAST 10	STRENGTH OF	OPP. STRENGTH	TEAM	ADJ.	CONF.	ADJ CONF.
Average RPI Loss:	38	RECORD	PCT. RANK	GAMES	SCHEDULE	OF SCHEDULE	RPI	RPI	RPI	RPI
DIV. I ONLY	19- 7	57	4- 3	66	54	35	35	9	9	
DIV. I NON-CONF.	7- 4	110	0- 2	8	5	23	23	7	7	

TOTALS	RPI 1-25	RPI 26-50		W-L RECORDS		RPI 51-100	RPI 101-150	RPI 150+		
19- 7	1- 3	0- 2		OVERALL		4- 1	4- 1	10- 0		
14- 1	1- 1	0- 0		HOME		3- 0	4- 0	6- 0		
5- 5	0- 1	0- 0		AWAY		1- 1	0- 0	4- 0		
0- 1	0- 0	0- 1		NEUTRAL		0- 0	0- 0	0- 0		
7- 4	1- 2	0- 2		NON-CONFERENCE		2- 0	3- 0	1- 0		
7- 0	1- 0	0- 0		HOME		2- 0	3- 0	1- 0		
0- 3	0- 2	0- 1		AWAY		0- 0	0- 0	0- 0		
0- 1	0- 0	0- 1		NEUTRAL		0- 0	0- 0	0- 0		
12- 3	0- 1	0- 0		CONFERENCE		2- 1	1- 1	9- 0		
7- 1	0- 1	0- 0		HOME		1- 0	1- 0	5- 0		
5- 2	0- 0	0- 0		AWAY		1- 1	0- 1	4- 0		
0- 0	0- 0	0- 0		NEUTRAL		0- 0	0- 0	0- 0		

RPI 1-25				RPI 26-50				Team's RPI: 35				RPI 51-100				RPI 101+			
RPI	S	Opponent	Score	RPI	S	Opponent	Score	RPI	S	Opponent	Score	RPI	S	Opponent	Score	RPI	S	Opponent	Score
3	A	Baylor	63 66	31	N	Mississippi St.	58 68	51	H	Chattanooga	61 33	103	H	Harvard	86 59				
4	H	UConn	59 75	45	A	St. John's (NY)	70 74	61	A	Temple	66 68	104	A	Memphis	87 88				
15	A	Louisville	50 67					81	H	Drexel	73 58	104	H	Memphis	97 82				
19	H	Oklahoma St.	68 46					85	A	Tulane	71 67	131	H	Penn St.	101 79				
								85	H	Tulane	77 65	141	H	Jacksonville	74 52				
												165	A	East Carolina	61 59				
												165	H	East Carolina	75 54				
												170	A	SMU	66 48				
												170	H	SMU	83 56				
												183	H	Butler	87 77				
												196	A	Cincinnati	78 51				
												196	H	Cincinnati	82 49				
												269	A	UCF	88 49				
												269	H	UCF	108 63				
												285	H	Houston	73 49				
LAST 12 Division I GAMES:																			
3	A	Baylor	63 66	196	H	Cincinnati	82 49												
104	H	Memphis	97 82	170	A	SMU	66 48												
15	A	Louisville	50 67	285	H	Houston	73 49												
196	A	Cincinnati	78 51	269	A	UCF	88 49												
85	H	Tulane	77 65	104	A	Memphis	87 88												
61	A	Temple	66 68	165	H	East Carolina	75 54												

Non-Div I Games:

South Fla.

■ Loss,
 ■ Non-Conf,
 ■ S Site,
 ■ H Home
 ■ A Away
 N Neutral

Average RPI Win:	278	WON-LOST	WINNING	LAST 10	STRENGTH OF	OPP. STRENGTH	TEAM	ADJ.	CONF.	ADJ CONF.
Average RPI Loss:	146	RECORD	PCT. RANK	GAMES	SCHEDULE	OF SCHEDULE	RPI	RPI	RPI	RPI
DIV. I ONLY	13- 12	157	3- 5	262	298	205	205	24	24	
DIV. I NON-CONF.	5- 6	180	0- 1	174	333	176	176	24	24	
TOTALS	RPI 1-25	RPI 26-50	W-L RECORDS	RPI 51-100	RPI 101-150	RPI 150+				
13- 12	0- 0	0- 1	OVERALL	1- 4	0- 2	12- 5				
7- 3	0- 0	0- 0	HOME	1- 1	0- 2	6- 0				
6- 7	0- 0	0- 1	AWAY	0- 2	0- 0	6- 4				
0- 2	0- 0	0- 0	NEUTRAL	0- 1	0- 0	0- 1				
5- 6	0- 0	0- 1	NON-CONFERENCE	0- 2	0- 2	5- 1				
1- 2	0- 0	0- 0	HOME	0- 0	0- 2	1- 0				
4- 2	0- 0	0- 1	AWAY	0- 1	0- 0	4- 0				
0- 2	0- 0	0- 0	NEUTRAL	0- 1	0- 0	0- 1				
8- 6	0- 0	0- 0	CONFERENCE	1- 2	0- 0	7- 4				
6- 1	0- 0	0- 0	HOME	1- 1	0- 0	5- 0				
2- 5	0- 0	0- 0	AWAY	0- 1	0- 0	2- 4				
0- 0	0- 0	0- 0	NEUTRAL	0- 0	0- 0	0- 0				

RPI S	Opponent	Score	RPI S	Opponent	Score	RPI S	Opponent	Score	RPI S	Opponent	Score	Team's RPI: 205
27	A Missouri	32 74	54	N UC Riverside	67 85	109	H Central Ark.	54 63				
			58	A Saint Louis	52 67	135	H Southern Ill.	72 87				
			87	A UT Martin	65 95	164	A SIUE	73 80				
			87	H UT Martin	74 84	184	A Eastern Ky.	55 56				
			100	H Belmont	81 74	229	A Western Ill.	89 84				
						233	N Idaho St.	64 65				
						262	H Tennessee St.	75 65				
						270	H Austin Peay	71 69				
						271	A Murray St.	61 80				
						271	H Murray St.	96 59				
						274	A Tennessee Tech	60 57				
						287	A Wichita St.	66 62				
						290	H Jacksonville St.	61 47				
						303	H UMKC	78 65				
						306	A Morehead St.	89 79				
						331	A Lipscomb	84 69				
						339	A Eastern Ill.	59 64				
						339	H Eastern Ill.	82 52				
						346	A Alabama A&M	69 58				
LAST 12 Division I GAMES:												
54	N UC Riverside	67 85	270	H Austin Peay	71 69							
339	H Eastern Ill.	82 52	87	H UT Martin	74 84							
271	A Murray St.	61 80	164	A SIUE	73 80							
87	A UT Martin	65 95	274	A Tennessee Tech	60 57							
339	A Eastern Ill.	59 64	290	H Jacksonville St.	61 47							
271	H Murray St.	96 59	184	A Eastern Ky.	55 56							

Non-Div I Games: Harris-Stowe 78 66 William Woods 94 58

Southeast Mo. St.

Loss, Non-Conf, S Site, H Home A Away N Neutral

Average RPI Win: 277	WON-LOST	WINNING	LAST 10	STRENGTH OF	OPP. STRENGTH	TEAM	ADJ.	CONF.	ADJ CONF.
Average RPI Loss: 172	RECORD	PCT. RANK	GAMES	SCHEDULE	OF SCHEDULE	RPI	RPI	RPI	RPI
DIV. I ONLY	4- 21	324	1- 9	177	260	309	309	28	28
DIV. I NON-CONF.	1- 10	330	0- 0	153	168	285	285	26	26
TOTALS	RPI 1-25	RPI 26-50	W-L RECORDS	RPI 51-100	RPI 101-150	RPI 150+			
4- 21	0- 0	0- 1	OVERALL	0- 4	0- 6	4- 10			
3- 8	0- 0	0- 0	HOME	0- 2	0- 0	3- 6			
1- 13	0- 0	0- 1	AWAY	0- 2	0- 6	1- 4			
0- 0	0- 0	0- 0	NEUTRAL	0- 0	0- 0	0- 0			
1- 10	0- 0	0- 1	NON-CONFERENCE	0- 2	0- 4	1- 3			
0- 4	0- 0	0- 0	HOME	0- 1	0- 0	0- 3			
1- 6	0- 0	0- 1	AWAY	0- 1	0- 4	1- 0			
0- 0	0- 0	0- 0	NEUTRAL	0- 0	0- 0	0- 0			
3- 11	0- 0	0- 0	CONFERENCE	0- 2	0- 2	3- 7			
3- 4	0- 0	0- 0	HOME	0- 1	0- 0	3- 3			
0- 7	0- 0	0- 0	AWAY	0- 1	0- 2	0- 4			
0- 0	0- 0	0- 0	NEUTRAL	0- 0	0- 0	0- 0			

RPI S	Opponent	Score	RPI S	Opponent	Score	RPI S	Opponent	Score	RPI S	Opponent	Score	Team's RPI: 309
			31 A	Mississippi St.	41 81	56 H	Auburn	68 80	101 A	Wright St.	72 106	
						69 A	Abilene Christian	70 72	109 A	Central Ark.	58 80	
						69 H	Abilene Christian	72 88	128 A	Northwestern St.	62 82	
						76 A	Georgia Tech	49 102	132 A	Arkansas	53 97	
									142 A	Texas Tech	51 113	
									148 A	Xavier	27 67	
									161 A	McNeese St.	79 96	
									161 H	McNeese St.	74 83	
									180 H	Troy	90 100	
									212 H	Stephen F. Austin	65 56	
									237 A	Sam Houston St.	56 80	
									247 A	Houston Baptist	56 64	
									282 H	Lamar	73 66	
									289 H	La.-Monroe	84 88	
									295 A	Florida A&M	62 57	
									300 H	Jackson St.	72 79	
									313 A	A&M-Corpus Christi	67 69	
									317 H	Nicholls St.	78 68	
									332 H	Incarnate Word	66 70	
									335 H	New Orleans	51 62	
LAST 12 Division I GAMES:												
			69 A	Abilene Christian	70 72	128 A	Northwestern St.	62 82				
			335 H	New Orleans	51 62	161 A	McNeese St.	79 96				
			317 H	Nicholls St.	78 68	313 A	A&M-Corpus Christi	67 69				
			161 H	McNeese St.	74 83	332 H	Incarnate Word	66 70				
			69 H	Abilene Christian	72 88	282 H	Lamar	73 66				
			109 A	Central Ark.	58 80	247 A	Houston Baptist	56 64				

Non-Div I Games:

Southeastern La.

Loss,
 Non-Conf, S Site, H Home A Away N Neutral

Average RPI Win:	139	WON-LOST	WINNING	LAST 10	STRENGTH OF	OPP. STRENGTH	TEAM	ADJ.	CONF.	ADJ CONF.
Average RPI Loss:	41	RECORD	PCT. RANK	GAMES	SCHEDULE	OF SCHEDULE	RPI	RPI	RPI	RPI
DIV. I ONLY	17- 10	94	4- 6	11	58	43	43	1	1	
DIV. I NON-CONF.	11- 0	1	0- 0	66	324	9	9	1	1	
TOTALS	RPI 1-25	RPI 26-50	W-L RECORDS	RPI 51-100	RPI 101-150	RPI 150+				
17- 10	1- 5	2- 2	OVERALL	5- 2	4- 0	5- 1				
11- 3	1- 2	1- 1	HOME	4- 0	1- 0	4- 0				
3- 7	0- 3	0- 1	AWAY	1- 2	2- 0	0- 1				
3- 0	0- 0	1- 0	NEUTRAL	0- 0	1- 0	1- 0				
11- 0	0- 0	2- 0	NON-CONFERENCE	1- 0	3- 0	5- 0				
7- 0	0- 0	1- 0	HOME	1- 0	1- 0	4- 0				
1- 0	0- 0	0- 0	AWAY	0- 0	1- 0	0- 0				
3- 0	0- 0	1- 0	NEUTRAL	0- 0	1- 0	1- 0				
6- 10	1- 5	0- 2	CONFERENCE	4- 2	1- 0	0- 1				
4- 3	1- 2	0- 1	HOME	3- 0	0- 0	0- 0				
2- 7	0- 3	0- 1	AWAY	1- 2	1- 0	0- 1				
0- 0	0- 0	0- 0	NEUTRAL	0- 0	0- 0	0- 0				

RPI 1-25				RPI 26-50				Team's RPI: 43				RPI 51-100				RPI 101+			
RPI	S	Opponent	Score	RPI	S	Opponent	Score	RPI	S	Opponent	Score	RPI	S	Opponent	Score	RPI	S	Opponent	Score
7	A	Oregon St.	52 76	32	A	Washington	60 69	60	A	Oregon	60 69	107	A	Gonzaga	60 56				
7	H	Oregon St.	49 57	32	H	Washington	53 61	60	H	Oregon	74 67	121	N	Iona	76 56				
8	A	Arizona St.	68 69	38	N	West Virginia	78 67	64	H	Santa Clara	81 46	134	A	Arizona	67 57				
9	A	UCLA	73 78	47	H	Albany (NY)	68 67	73	A	Washington St.	61 73	136	H	Long Beach St.	69 43				
9	H	UCLA	71 68					73	H	Washington St.	64 62	176	A	Colorado	63 66				
10	H	Stanford	47 57					78	A	Utah	70 59	214	H	UNLV	73 42				
								95	H	California	61 47	230	N	Grand Canyon	75 44				
												295	H	Florida A&M	88 45				
												328	H	Southern Utah	71 32				
												337	H	UC Irvine	75 56				
LAST 12 Division I GAMES:																			
60	A	Oregon	60 69	176	A	Colorado	63 66												
7	A	Oregon St.	52 76	78	A	Utah	70 59												
73	H	Washington St.	64 62	95	H	California	61 47												
32	H	Washington	53 61	10	H	Stanford	47 57												
8	A	Arizona St.	68 69	32	A	Washington	60 69												
134	A	Arizona	67 57	73	A	Washington St.	61 73												

Non-Div I Games: Hope Int'l 92 43

Southern California

■ Loss,
 ■ Non-Conf,
 ■ S Site,
 ■ Home
 ■ A Away
 N Neutral

Average RPI Win:	230	WON-LOST	WINNING	LAST 10	STRENGTH OF	OPP. STRENGTH	TEAM	ADJ.	CONF.	ADJ CONF.
Average RPI Loss:	139	RECORD	PCT. RANK	GAMES	SCHEDULE	OF SCHEDULE	RPI	RPI	RPI	RPI
DIV. I ONLY	17- 9	86	5- 1	246	206	135	135	21	21	
DIV. I NON-CONF.	7- 5	135	1- 0	138	225	123	123	17	17	
TOTALS	RPI 1-25	RPI 26-50	W-L RECORDS	RPI 51-100	RPI 101-150	RPI 150+				
17- 9	0- 1	0- 0	OVERALL	1- 2	3- 1	13- 5				
10- 3	0- 0	0- 0	HOME	1- 1	0- 0	9- 2				
7- 6	0- 1	0- 0	AWAY	0- 1	3- 1	4- 3				
0- 0	0- 0	0- 0	NEUTRAL	0- 0	0- 0	0- 0				
7- 5	0- 1	0- 0	NON-CONFERENCE	0- 1	1- 1	6- 2				
4- 2	0- 0	0- 0	HOME	0- 1	0- 0	4- 1				
3- 3	0- 1	0- 0	AWAY	0- 0	1- 1	2- 1				
0- 0	0- 0	0- 0	NEUTRAL	0- 0	0- 0	0- 0				
10- 4	0- 0	0- 0	CONFERENCE	1- 1	2- 0	7- 3				
6- 1	0- 0	0- 0	HOME	1- 0	0- 0	5- 1				
4- 3	0- 0	0- 0	AWAY	0- 1	2- 0	2- 2				
0- 0	0- 0	0- 0	NEUTRAL	0- 0	0- 0	0- 0				

RPI 1-25				RPI 26-50				RPI 51-100				RPI 101+ Team's RPI: 135			
RPI	S	Opponent	Score	RPI	S	Opponent	Score	RPI	S	Opponent	Score	RPI	S	Opponent	Score
22	A	DePaul	61 105					87	H	UT Martin	63 70	104	A	Memphis	58 61
								90	A	Missouri St.	77 82	106	A	UNI	65 60
								90	H	Missouri St.	69 61	108	A	Drake	77 67
												110	A	Mercer	55 52
												152	H	Marshall	55 61
												153	A	Illinois	64 78
												164	H	SIUE	71 57
												178	A	Loyola Chicago	59 83
												178	H	Loyola Chicago	68 69
												205	A	Southeast Mo. St.	87 72
												210	H	Indiana St.	76 64
												220	H	Siena	73 54
												262	H	Tennessee St.	79 70
												271	A	Murray St.	70 57
												287	A	Wichita St.	48 57
												287	H	Wichita St.	80 66
												304	A	Bradley	65 51
												304	H	Bradley	75 49
												306	H	Morehead St.	102 69
												319	H	Illinois St.	76 71
												326	A	Evansville	66 63
												326	H	Evansville	74 56
LAST 12 Division I GAMES:															
262	H	Tennessee St.	79 70	319	H	Illinois St.	76 71								
287	H	Wichita St.	80 66	210	H	Indiana St.	76 64								
90	H	Missouri St.	69 61	90	A	Missouri St.	77 82								
326	A	Evansville	66 63	287	A	Wichita St.	48 57								
304	A	Bradley	65 51	326	H	Evansville	74 56								
178	A	Loyola Chicago	59 83	178	H	Loyola Chicago	68 69								

Non-Div I Games:

Southern Ill.

■ Loss,
 ■ Non-Conf,
 ■ S Site,
 ■ H Home
 ■ A Away
 N Neutral

Average RPI Win:	228	WON-LOST	WINNING	LAST 10	STRENGTH OF	OPP. STRENGTH	TEAM	ADJ.	CONF.	ADJ CONF.
Average RPI Loss:	94	RECORD	PCT. RANK	GAMES	SCHEDULE	OF SCHEDULE	RPI	RPI	RPI	RPI
DIV. I ONLY	12- 12	169	2- 4	142	116	151	151	12	12	
DIV. I NON-CONF.	6- 4	125	1- 1	106	131	105	105	10	10	
TOTALS	RPI 1-25	RPI 26-50	W-L RECORDS	RPI 51-100	RPI 101-150	RPI 150+				
12- 12	0- 3	0- 1	OVERALL	0- 3	1- 3	11- 2				
11- 1	0- 1	0- 0	HOME	0- 0	1- 0	10- 0				
1- 10	0- 2	0- 1	AWAY	0- 3	0- 2	1- 2				
0- 1	0- 0	0- 0	NEUTRAL	0- 0	0- 1	0- 0				
6- 4	0- 1	0- 1	NON-CONFERENCE	0- 1	1- 1	5- 0				
5- 0	0- 0	0- 0	HOME	0- 0	1- 0	4- 0				
1- 3	0- 1	0- 1	AWAY	0- 1	0- 0	1- 0				
0- 1	0- 0	0- 0	NEUTRAL	0- 0	0- 1	0- 0				
6- 8	0- 2	0- 0	CONFERENCE	0- 2	0- 2	6- 2				
6- 1	0- 1	0- 0	HOME	0- 0	0- 0	6- 0				
0- 7	0- 1	0- 0	AWAY	0- 2	0- 2	0- 2				
0- 0	0- 0	0- 0	NEUTRAL	0- 0	0- 0	0- 0				

RPI S	Opponent	Score	RPI S	Opponent	Score	RPI S	Opponent	Score	RPI S	Opponent	Score	Team's RPI: 151
3	A Baylor	42 97	31	A Mississippi St.	65 78	51	A Chattanooga	48 53	111	H Samford	56 48	
25	A UTEP	64 72				70	A Middle Tenn.	44 74	124	N North Carolina	62 69	
25	H UTEP	54 57				75	A Charlotte	59 80	143	A Old Dominion	45 53	
									146	A UAB	49 53	
									166	H Ole Miss	57 38	
									172	A Louisiana Tech	37 72	
									172	H Louisiana Tech	69 59	
									186	H South Ala.	71 51	
									189	H Fla. Atlantic	89 80	
									223	H Rice	68 62	
									224	H North Texas	57 38	
									265	A UTSA	41 47	
									265	H UTSA	65 53	
									274	A Tennessee Tech	69 57	
									278	H Alabama St.	65 44	
									302	H FIU	82 55	
									348	H Mississippi Val.	71 55	
LAST 12 Division I GAMES:												
111	H Samford	56 48	223	H Rice	68 62							
51	A Chattanooga	48 53	224	H North Texas	57 38							
265	H UTSA	65 53	265	A UTSA	41 47							
25	H UTEP	54 57	25	A UTEP	64 72							
70	A Middle Tenn.	44 74	172	A Louisiana Tech	37 72							
146	A UAB	49 53	302	H FIU	82 55							

Non-Div I Games: William Carey 75 34

Southern Miss.

Average RPI Win:	300	WON-LOST	WINNING	LAST 10	STRENGTH OF	OPP. STRENGTH	TEAM	ADJ.	CONF.	ADJ CONF.
Average RPI Loss:	115	RECORD	PCT. RANK	GAMES	SCHEDULE	OF SCHEDULE	RPI	RPI	RPI	RPI
DIV. I ONLY	13- 9	127	8- 2	289	313	162	162	32	32	
DIV. I NON-CONF.	1- 6	311	0- 0	12	4	171	171	31	31	
TOTALS	RPI 1-25	RPI 26-50	W-L RECORDS	RPI 51-100	RPI 101-150	RPI 150+				
13- 9	0- 2	0- 1	OVERALL	0- 3	0- 0	13- 3				
7- 1	0- 0	0- 0	HOME	0- 0	0- 0	7- 1				
6- 8	0- 1	0- 1	AWAY	0- 3	0- 0	6- 2				
0- 0	0- 0	0- 0	NEUTRAL	0- 0	0- 0	0- 0				
1- 6	0- 2	0- 1	NON-CONFERENCE	0- 3	0- 0	1- 0				
1- 0	0- 0	0- 0	HOME	0- 0	0- 0	1- 0				
0- 6	0- 2	0- 1	AWAY	0- 3	0- 0	0- 0				
0- 0	0- 0	0- 0	NEUTRAL	0- 0	0- 0	0- 0				
12- 3	0- 0	0- 0	CONFERENCE	0- 0	0- 0	12- 3				
6- 1	0- 0	0- 0	HOME	0- 0	0- 0	6- 1				
6- 2	0- 0	0- 0	AWAY	0- 0	0- 0	6- 2				
0- 0	0- 0	0- 0	NEUTRAL	0- 0	0- 0	0- 0				

RPI 1-25				RPI 26-50				RPI 51-100				RPI 101+ Team's RPI: 162			
RPI	S	Opponent	Score	RPI	S	Opponent	Score	RPI	S	Opponent	Score	RPI	S	Opponent	Score
11	A	Maryland	61 94	48	A	Kansas St.	47 59	82	A	Nebraska	38 89	179	A	Grambling	52 65
13	A	Texas A&M	47 88					85	A	Tulane	48 77	179	H	Grambling	80 68
								98	A	Iowa St.	46 86	186	H	South Ala.	50 45
												241	A	Texas Southern	45 59
												278	A	Alabama St.	57 55
												278	H	Alabama St.	59 60
												279	A	Prairie View	65 55
												300	A	Jackson St.	66 57
												300	H	Jackson St.	84 57
												312	H	Alcorn	66 57
												342	A	Ark.-Pine Bluff	78 61
												342	H	Ark.-Pine Bluff	74 70
												346	A	Alabama A&M	68 62
												346	H	Alabama A&M	77 38
												348	A	Mississippi Val.	99 36
												348	H	Mississippi Val.	78 26
LAST 12 Division I GAMES:															
346	A	Alabama A&M	68 62	312	H	Alcorn	66 57								
278	A	Alabama St.	57 55	346	H	Alabama A&M	77 38								
348	H	Mississippi Val.	78 26	278	H	Alabama St.	59 60								
342	H	Ark.-Pine Bluff	74 70	348	A	Mississippi Val.	99 36								
300	A	Jackson St.	66 57	342	A	Ark.-Pine Bluff	78 61								
179	A	Grambling	52 65	300	H	Jackson St.	84 57								

Non-Div I Games: Tougaloo 81 48 Spring Hill 65 46

Southern U.

Loss, Non-Conf, S Site, H Home A Away N Neutral

Southern Utah

Through Games Of Feb. 23, 2016

Average RPI Win:	322	WON-LOST	WINNING	LAST 10	STRENGTH OF	OPP. STRENGTH	TEAM	ADJ.	CONF.	ADJ CONF.
Average RPI Loss:	183	RECORD	PCT. RANK	GAMES	SCHEDULE	OF SCHEDULE	RPI	RPI	RPI	RPI
DIV. I ONLY	2- 23	344	0- 10	127	338	328	328	20	20	
DIV. I NON-CONF.	2- 8	290	0- 0	272	306	325	325	22	22	
TOTALS	RPI 1-25	RPI 26-50	W-L RECORDS	RPI 51-100	RPI 101-150	RPI 150+				
2- 23	0- 0	0- 1	OVERALL	0- 2	0- 3	2- 17				
2- 7	0- 0	0- 0	HOME	0- 0	0- 1	2- 6				
0- 15	0- 0	0- 1	AWAY	0- 2	0- 2	0- 10				
0- 1	0- 0	0- 0	NEUTRAL	0- 0	0- 0	0- 1				
2- 8	0- 0	0- 1	NON-CONFERENCE	0- 2	0- 0	2- 5				
2- 1	0- 0	0- 0	HOME	0- 0	0- 0	2- 1				
0- 6	0- 0	0- 1	AWAY	0- 2	0- 0	0- 3				
0- 1	0- 0	0- 0	NEUTRAL	0- 0	0- 0	0- 1				
0- 15	0- 0	0- 0	CONFERENCE	0- 0	0- 3	0- 12				
0- 6	0- 0	0- 0	HOME	0- 0	0- 1	0- 5				
0- 9	0- 0	0- 0	AWAY	0- 0	0- 2	0- 7				
0- 0	0- 0	0- 0	NEUTRAL	0- 0	0- 0	0- 0				

RPI S	Opponent	Score	RPI S	Opponent	Score	RPI S	Opponent	Score	RPI S	Opponent	Score	Team's RPI: 328
			43 A	Southern California	32 71	86 A	TCU	47 76	115 A	North Dakota	56 68	
						93 A	New Mexico St.	60 74	137 A	Idaho	48 93	
									137 H	Idaho	51 62	
									159 A	Montana St.	59 86	
									159 H	Montana St.	66 87	
									175 A	Northern Colo.	44 64	
									182 A	New Mexico	48 70	
									193 A	Montana	60 66	
									193 H	Montana	50 81	
									200 A	Weber St.	56 75	
									200 H	Weber St.	51 69	
									201 A	Eastern Wash.	53 64	
									201 H	Eastern Wash.	82 85	
									207 A	Utah Valley	58 70	
									214 A	UNLV	44 79	
									233 A	Idaho St.	47 64	
									233 H	Idaho St.	67 71	
									235 N	N.C. A&T	65 78	
									276 A	Northern Ariz.	48 57	
									301 H	CSUN	67 65	
									337 H	UC Irvine	58 63	
									343 H	Air Force	75 56	
LAST 12 Division I GAMES:												
233 A	Idaho St.	47 64	200 H	Weber St.	51 69							
200 A	Weber St.	56 75	233 H	Idaho St.	67 71							
159 H	Montana St.	66 87	115 A	North Dakota	56 68							
193 H	Montana	50 81	175 A	Northern Colo.	44 64							
201 A	Eastern Wash.	53 64	137 H	Idaho	51 62							
137 A	Idaho	48 93	201 H	Eastern Wash.	82 85							

Non-Div I Games:

Southern Utah

■ Loss,
 ■ Non-Conf,
 ■ S Site,
 ■ Home
 ■ A Away
 N Neutral

St. Bonaventure

Through Games Of Feb. 23, 2016

Average RPI Win:	161	WON-LOST	WINNING	LAST 10	STRENGTH OF	OPP. STRENGTH	TEAM	ADJ.	CONF.	ADJ CONF.
Average RPI Loss:	84	RECORD	PCT. RANK	GAMES	SCHEDULE	OF SCHEDULE	RPI	RPI	RPI	RPI
DIV. I ONLY	22- 5	25	7- 3	132	86	36	36	7	7	
DIV. I NON-CONF.	11- 2	28	0- 0	163	83	38	38	8	8	
TOTALS	RPI 1-25	RPI 26-50	W-L RECORDS	RPI 51-100	RPI 101-150	RPI 150+				
22- 5	0- 2	2- 0	OVERALL	4- 2	4- 0	12- 1				
15- 0	0- 0	2- 0	HOME	3- 0	3- 0	7- 0				
7- 5	0- 1	0- 0	AWAY	1- 2	1- 0	5- 0				
0- 0	0- 0	0- 0	NEUTRAL	0- 0	0- 0	0- 0				
11- 2	0- 1	1- 0	NON-CONFERENCE	2- 1	3- 0	5- 0				
8- 0	0- 0	1- 0	HOME	2- 0	2- 0	3- 0				
3- 2	0- 1	0- 0	AWAY	0- 1	1- 0	2- 0				
0- 0	0- 0	0- 0	NEUTRAL	0- 0	0- 0	0- 0				
11- 3	0- 1	1- 0	CONFERENCE	2- 1	1- 0	7- 1				
7- 0	0- 0	1- 0	HOME	1- 0	1- 0	4- 0				
4- 3	0- 1	0- 0	AWAY	1- 1	0- 0	3- 1				
0- 0	0- 0	0- 0	NEUTRAL	0- 0	0- 0	0- 0				

RPI 1-25				RPI 26-50				RPI 51-100				RPI 101+			
RPI	S	Opponent	Score	RPI	S	Opponent	Score	RPI	S	Opponent	Score	RPI	S	Opponent	Score
18	A	Duquesne	62 74	39	H	George Washington	69 67	58	H	Saint Louis	80 59	105	H	Saint Joseph's	65 51
22	A	DePaul	54 77	40	H	James Madison	56 45	65	A	Dayton	59 54	131	H	Penn St.	70 60
								80	A	VCU	47 52	138	H	Buffalo	59 32
								81	A	Drexel	46 58	144	A	Stony Brook	73 68
								94	H	Georgetown	69 54	154	H	Detroit	84 73
								99	H	Toledo	74 63	167	A	Davidson	59 47
												177	H	Fordham	55 41
												184	H	George Mason	70 55
												188	H	Richmond	66 43
												209	A	Rhode Island	69 56
												211	A	Canisius	59 47
												220	H	Siena	57 40
												221	A	Massachusetts	60 69
												221	H	Massachusetts	66 41
												275	A	La Salle	70 63
												307	A	Colgate	62 38
												308	H	Niagara	67 55
LAST 12 Division I GAMES:															
275	A	La Salle	70 63	105	H	Saint Joseph's	65 51	18	A	Duquesne	62 74				
39	H	George Washington	69 67	65	A	Dayton	59 54								
221	A	Massachusetts	60 69	184	H	George Mason	70 55								
58	H	Saint Louis	80 59	167	A	Davidson	59 47								
80	A	VCU	47 52	221	H	Massachusetts	66 41								
188	H	Richmond	66 43												

Non-Div I Games:

St. Bonaventure

■ Loss,
 ■ Non-Conf,
 ■ S Site,
 ■ H Home
 ■ A Away
 N Neutral

Average RPI Win:	285	WON-LOST	WINNING	LAST 10	STRENGTH OF	OPP. STRENGTH	TEAM	ADJ.	CONF.	ADJ CONF.
Average RPI Loss:	250	RECORD	PCT. RANK	GAMES	SCHEDULE	OF SCHEDULE	RPI	RPI	RPI	RPI
DIV. I ONLY	7- 20	292	4- 6	337	347	334	334	30	30	
DIV. I NON-CONF.	3- 8	258	0- 0	330	314	323	323	32	32	
TOTALS	RPI 1-25	RPI 26-50	W-L RECORDS	RPI 51-100	RPI 101-150	RPI 150+				
7- 20	0- 0	0- 0	OVERALL	0- 3	0- 0	7- 17				
2- 8	0- 0	0- 0	HOME	0- 1	0- 0	2- 7				
4- 11	0- 0	0- 0	AWAY	0- 1	0- 0	4- 10				
1- 1	0- 0	0- 0	NEUTRAL	0- 1	0- 0	1- 0				
3- 8	0- 0	0- 0	NON-CONFERENCE	0- 3	0- 0	3- 5				
1- 2	0- 0	0- 0	HOME	0- 1	0- 0	1- 1				
1- 5	0- 0	0- 0	AWAY	0- 1	0- 0	1- 4				
1- 1	0- 0	0- 0	NEUTRAL	0- 1	0- 0	1- 0				
4- 12	0- 0	0- 0	CONFERENCE	0- 0	0- 0	4- 12				
1- 6	0- 0	0- 0	HOME	0- 0	0- 0	1- 6				
3- 6	0- 0	0- 0	AWAY	0- 0	0- 0	3- 6				
0- 0	0- 0	0- 0	NEUTRAL	0- 0	0- 0	0- 0				

RPI 1-25			RPI 26-50			RPI 51-100			RPI 101+			Team's RPI: 334
RPI	S	Opponent	Score	RPI	S	Opponent	Score	RPI	S	Opponent	Score	
						66 H Army West Point	35 74	213 A Sacred Heart		55 63		
						76 A Georgia Tech	51 89	213 H Sacred Heart		51 68		
						94 N Georgetown	52 74	218 A Robert Morris		72 65		
								218 H Robert Morris		53 62		
								231 A Manhattan		53 61		
								245 A Bryant		58 57		
								245 H Bryant		42 70		
								251 A Monmouth		54 63		
								252 H Loyola Maryland		64 54		
								258 A Saint Francis (PA)		68 85		
								258 H Saint Francis (PA)		76 83		
								284 H Rider		59 71		
								288 A Central Conn. St.		61 65		
								296 A Vermont		59 55		
								310 A Fairleigh Dickinson		61 65		
								310 H Fairleigh Dickinson		88 78		
								322 A Lafayette		59 77		
								325 A LIU Brooklyn		71 51		
								325 H LIU Brooklyn		62 65		
								330 A Mt. St. Mary's		56 66		
								336 A Saint Peter's		40 44		
								341 A Wagner		53 70		
								341 H Wagner		78 82		
								347 N Norfolk St.		59 55		
LAST 12 Division I GAMES:												
						258 A Saint Francis (PA)	68 85	341 H Wagner		78 82		
						218 A Robert Morris	72 65	288 A Central Conn. St.		61 65		
						245 A Bryant	58 57	341 A Wagner		53 70		
						325 H LIU Brooklyn	62 65	325 A LIU Brooklyn		71 51		
						310 H Fairleigh Dickinson	88 78	245 H Bryant		42 70		
						213 A Sacred Heart	55 63	213 H Sacred Heart		51 68		

Non-Div I Games:

St. Francis Brooklyn

■ Loss,
 ■ Non-Conf,
 ■ S Site,
 ■ H Home
 ■ A Away
 N Neutral

Average RPI Win:	152	WON-LOST	WINNING	LAST 10	STRENGTH OF	OPP. STRENGTH	TEAM	ADJ.	CONF.	ADJ CONF.
Average RPI Loss:	55	RECORD	PCT. RANK	GAMES	SCHEDULE	OF SCHEDULE	RPI	RPI	RPI	RPI
DIV. I ONLY	19- 8	68	5- 5	77	61	45	45	6	6	
DIV. I NON-CONF.	9- 2	37	0- 0	150	59	31	31	6	6	
TOTALS	RPI 1-25	RPI 26-50	W-L RECORDS	RPI 51-100	RPI 101-150	RPI 150+				
19- 8	0- 4	3- 2	OVERALL	4- 1	3- 0	9- 1				
10- 2	0- 1	2- 1	HOME	2- 0	1- 0	5- 0				
9- 6	0- 3	1- 1	AWAY	2- 1	2- 0	4- 1				
0- 0	0- 0	0- 0	NEUTRAL	0- 0	0- 0	0- 0				
9- 2	0- 2	1- 0	NON-CONFERENCE	1- 0	0- 0	7- 0				
5- 0	0- 0	1- 0	HOME	0- 0	0- 0	4- 0				
4- 2	0- 2	0- 0	AWAY	1- 0	0- 0	3- 0				
0- 0	0- 0	0- 0	NEUTRAL	0- 0	0- 0	0- 0				
10- 6	0- 2	2- 2	CONFERENCE	3- 1	3- 0	2- 1				
5- 2	0- 1	1- 1	HOME	2- 0	1- 0	1- 0				
5- 4	0- 1	1- 1	AWAY	1- 1	2- 0	1- 1				
0- 0	0- 0	0- 0	NEUTRAL	0- 0	0- 0	0- 0				

RPI 1-25				Team's RPI: 45		RPI 51-100				RPI 101+					
RPI	S	Opponent	Score	RPI	S	Opponent	Score	RPI	S	Opponent	Score	RPI	S	Opponent	Score
9	A	UCLA	58 73	33	A	Seton Hall	72 64	53	A	Rutgers	69 62	140	A	Creighton	66 55
18	A	Duquesne	57 76	33	H	Seton Hall	71 69	88	A	Marquette	64 67	148	A	Xavier	69 56
22	A	DePaul	71 77	35	H	South Fla.	74 70	88	H	Marquette	81 77	148	H	Xavier	57 41
22	H	DePaul	61 71	50	A	Villanova	54 58	94	A	Georgetown	65 60	163	H	Yale	69 56
				50	H	Villanova	59 71	94	H	Georgetown	63 55	171	H	Marist	61 47
												183	A	Butler	58 62
												183	H	Butler	68 41
												199	H	Fairfield	73 54
												213	H	Sacred Heart	67 54
												217	A	Kansas	86 71
												263	A	Providence	80 61
												269	A	UCF	70 42
												337	A	UC Irvine	85 63
LAST 12 Division I GAMES:															
183	A	Butler	58 62	88	A	Marquette	64 67								
148	A	Xavier	69 56	148	H	Xavier	57 41								
94	H	Georgetown	63 55	183	H	Butler	68 41								
50	H	Villanova	59 71	50	A	Villanova	54 58								
33	A	Seton Hall	72 64	94	A	Georgetown	65 60								
22	A	DePaul	71 77	33	H	Seton Hall	71 69								

Non-Div I Games:

St. John's (NY)

Loss, Non-Conf, S Site, H Home A Away N Neutral

Average RPI Win:	169	WON-LOST	WINNING	LAST 10	STRENGTH OF	OPP. STRENGTH	TEAM	ADJ.	CONF.	ADJ CONF.
Average RPI Loss:	95	RECORD	PCT. RANK	GAMES	SCHEDULE	OF SCHEDULE	RPI	RPI	RPI	RPI
DIV. I ONLY	21- 6	36	8- 2	128	89	59	59	8	8	
DIV. I NON-CONF.	9- 2	37	0- 0	154	92	67	67	9	9	
TOTALS	RPI 1-25	RPI 26-50	W-L RECORDS	RPI 51-100	RPI 101-150	RPI 150+				
21- 6	0- 2	1- 1	OVERALL	4- 1	4- 0	12- 2				
10- 4	0- 1	0- 1	HOME	2- 1	2- 0	6- 1				
10- 2	0- 1	0- 0	AWAY	2- 0	2- 0	6- 1				
1- 0	0- 0	1- 0	NEUTRAL	0- 0	0- 0	0- 0				
9- 2	0- 0	1- 1	NON-CONFERENCE	2- 0	1- 0	5- 1				
4- 2	0- 0	0- 1	HOME	1- 0	1- 0	2- 1				
4- 0	0- 0	0- 0	AWAY	1- 0	0- 0	3- 0				
1- 0	0- 0	1- 0	NEUTRAL	0- 0	0- 0	0- 0				
12- 4	0- 2	0- 0	CONFERENCE	2- 1	3- 0	7- 1				
6- 2	0- 1	0- 0	HOME	1- 1	1- 0	4- 0				
6- 2	0- 1	0- 0	AWAY	1- 0	2- 0	3- 1				
0- 0	0- 0	0- 0	NEUTRAL	0- 0	0- 0	0- 0				

RPI 1-25				RPI 26-50				RPI 51-100 Team's RPI: 59				RPI 101+			
RPI	S	Opponent	Score	RPI	S	Opponent	Score	RPI	S	Opponent	Score	RPI	S	Opponent	Score
12	A	BYU	59 65	27	H	Missouri	78 95	64	H	Santa Clara	67 73	102	A	San Francisco	78 68
12	H	BYU	44 65	50	N	Villanova	67 60	73	H	Washington St.	75 71	107	A	Gonzaga	69 68
								77	A	San Diego	73 68	107	H	Gonzaga	66 47
								77	H	San Diego	68 60	133	H	Fresno St.	83 81
								95	A	California	64 63	155	A	Pacific	82 73
												155	H	Pacific	83 75
												175	A	Northern Colo.	65 52
												187	H	UC Davis	71 78
												194	H	Cal Poly	87 83
												198	H	San Jose St.	91 81
												236	A	Wyoming	70 64
												241	A	Loyola Marymount	91 81
												241	H	Loyola Marymount	72 57
												267	A	Pepperdine	58 62
												267	H	Pepperdine	88 72
												286	A	Portland	78 51
												286	H	Portland	95 53
												301	A	CSUN	93 59
LAST 12 Division I GAMES:															
286	H	Portland	95 53	155	H	Pacific	83 75								
107	H	Gonzaga	66 47	286	A	Portland	78 51								
241	A	Loyola Marymount	91 81	107	A	Gonzaga	69 68								
267	A	Pepperdine	58 62	155	A	Pacific	82 73								
12	H	BYU	44 65	267	H	Pepperdine	88 72								
77	H	San Diego	68 60	241	H	Loyola Marymount	72 57								

Non-Div I Games:

St. Mary's (CA)

Average RPI Win: 100	WON-LOST	WINNING	LAST 10	STRENGTH OF	OPP. STRENGTH	TEAM	ADJ.	CONF.	ADJ CONF.
Average RPI Loss: 17	RECORD	PCT. RANK	GAMES	SCHEDULE	OF SCHEDULE	RPI	RPI	RPI	RPI
DIV. I ONLY	22- 6	32	8- 2	8	5	10	10	1	1
DIV. I NON-CONF.	10- 2	33	0- 0	9	22	4	4	1	1
TOTALS	RPI 1-25	RPI 26-50	W-L RECORDS	RPI 51-100	RPI 101-150	RPI 150+			
22- 6	1- 5	3- 0	OVERALL	10- 1	3- 0	5- 0			
11- 2	1- 1	2- 0	HOME	4- 1	1- 0	3- 0			
8- 4	0- 4	1- 0	AWAY	3- 0	2- 0	2- 0			
3- 0	0- 0	0- 0	NEUTRAL	3- 0	0- 0	0- 0			
10- 2	1- 1	1- 0	NON-CONFERENCE	4- 1	1- 0	3- 0			
5- 1	1- 0	1- 0	HOME	1- 1	0- 0	2- 0			
2- 1	0- 1	0- 0	AWAY	0- 0	1- 0	1- 0			
3- 0	0- 0	0- 0	NEUTRAL	3- 0	0- 0	0- 0			
12- 4	0- 4	2- 0	CONFERENCE	6- 0	2- 0	2- 0			
6- 1	0- 1	1- 0	HOME	3- 0	1- 0	1- 0			
6- 3	0- 3	1- 0	AWAY	3- 0	1- 0	1- 0			
0- 0	0- 0	0- 0	NEUTRAL	0- 0	0- 0	0- 0			

RPI	S	Opponent	Score	RPI	S	Opponent	Score	RPI	S	Opponent	Score	RPI	S	Opponent	Score
6	A	Texas	69 77	32	H	Washington	69 53	51	H	Chattanooga	73 30	107	A	Gonzaga	65 48
7	A	Oregon St.	50 58	39	H	George Washington	84 63	57	N	Purdue	71 65	134	A	Arizona	59 34
8	A	Arizona St.	31 49	43	A	Southern California	57 47	60	A	Oregon	64 62	134	H	Arizona	82 58
8	H	Arizona St.	61 63					64	H	Santa Clara	58 61	174	H	Cornell	93 38
9	A	UCLA	36 56					65	N	Dayton	74 66	176	A	Colorado	80 49
24	H	Tennessee	69 55					73	H	Washington St.	69 52	176	H	Colorado	71 56
								78	A	Utah	72 54	187	A	UC Davis	74 45
								78	H	Utah	72 52	240	H	CSU Bakersfield	83 41
								90	N	Missouri St.	82 65				
								95	A	California	60 55				
								95	H	California	53 46				
LAST 12 Division I GAMES:															
		78	A	Utah			72 54			73	H	Washington St.			69 52
		176	A	Colorado			80 49			32	H	Washington			69 53
		8	H	Arizona St.			61 63			9	A	UCLA			36 56
		134	H	Arizona			82 58			43	A	Southern California			57 47
		95	A	California			60 55			7	A	Oregon St.			50 58
		95	H	California			53 46			60	A	Oregon			64 62

Non-Div I Games:

Stanford

■ Loss,
 ■ Non-Conf, S Site,
 ■ Home
 ■ Away
 N Neutral

Average RPI Win:	244	WON-LOST	WINNING	LAST 10	STRENGTH OF	OPP. STRENGTH	TEAM	ADJ.	CONF.	ADJ CONF.
Average RPI Loss:	184	RECORD	PCT. RANK	GAMES	SCHEDULE	OF SCHEDULE	RPI	RPI	RPI	RPI
DIV. I ONLY	12- 10	143	8- 2	266	284	212	212	28	28	
DIV. I NON-CONF.	3- 5	218	0- 0	124	264	206	206	26	26	
TOTALS	RPI 1-25	RPI 26-50	W-L RECORDS	RPI 51-100	RPI 101-150	RPI 150+				
12- 10	0- 0	0- 0	OVERALL	0- 2	1- 3	11- 5				
6- 4	0- 0	0- 0	HOME	0- 1	1- 2	5- 1				
4- 4	0- 0	0- 0	AWAY	0- 1	0- 0	4- 3				
2- 2	0- 0	0- 0	NEUTRAL	0- 0	0- 1	2- 1				
3- 5	0- 0	0- 0	NON-CONFERENCE	0- 1	0- 2	3- 2				
1- 1	0- 0	0- 0	HOME	0- 0	0- 1	1- 0				
0- 2	0- 0	0- 0	AWAY	0- 1	0- 0	0- 1				
2- 2	0- 0	0- 0	NEUTRAL	0- 0	0- 1	2- 1				
9- 5	0- 0	0- 0	CONFERENCE	0- 1	1- 1	8- 3				
5- 3	0- 0	0- 0	HOME	0- 1	1- 1	4- 1				
4- 2	0- 0	0- 0	AWAY	0- 0	0- 0	4- 2				
0- 0	0- 0	0- 0	NEUTRAL	0- 0	0- 0	0- 0				

RPI 1-25				RPI 26-50				RPI 51-100				RPI 101+ Team's RPI: 212			
RPI	S	Opponent	Score	RPI	S	Opponent	Score	RPI	S	Opponent	Score	RPI	S	Opponent	Score
								69	H	Abilene Christian	70 85	109	H	Central Ark.	53 55
								86	A	TCU	55 88	126	N	IUPUI	55 62
												128	H	Northwestern St.	68 52
												149	H	UT Arlington	63 67
												161	H	McNeese St.	80 55
												164	N	SIUE	82 74
												172	A	Louisiana Tech	44 76
												200	N	Weber St.	46 56
												210	N	Indiana St.	71 62
												223	H	Rice	59 45
												237	H	Sam Houston St.	70 63
												247	A	Houston Baptist	64 50
												282	A	Lamar	79 77
												282	H	Lamar	60 64
												309	A	Southeastern La.	56 65
												313	A	A&M-Corpus Christi	71 66
												313	H	A&M-Corpus Christi	72 59
												317	A	Nicholls St.	89 67
												332	H	Incarnate Word	74 62
												335	A	New Orleans	57 58
LAST 12 Division I GAMES:															
				317	A	Nicholls St.	89 67					313	A	A&M-Corpus Christi	71 66
				282	A	Lamar	79 77					237	H	Sam Houston St.	70 63
				313	H	A&M-Corpus Christi	72 59					282	H	Lamar	60 64
				332	H	Incarnate Word	74 62					69	H	Abilene Christian	70 85
				247	A	Houston Baptist	64 50					335	A	New Orleans	57 58
				128	H	Northwestern St.	68 52					109	H	Central Ark.	53 55

Non-Div I Games: Texas-Tyler 91 69 Tex. A&M-Commerce 75 65 LSU-Shreveport 94 39

Stephen F. Austin

Average RPI Win:	285	WON-LOST	WINNING	LAST 10	STRENGTH OF	OPP. STRENGTH	TEAM	ADJ.	CONF.	ADJ CONF.
Average RPI Loss:	127	RECORD	PCT. RANK	GAMES	SCHEDULE	OF SCHEDULE	RPI	RPI	RPI	RPI
DIV. I ONLY	15- 9	100	8- 2	327	241	190	190	29	29	
DIV. I NON-CONF.	6- 5	146	0- 0	275	126	188	188	28	28	
TOTALS	RPI 1-25	RPI 26-50	W-L RECORDS	RPI 51-100	RPI 101-150	RPI 150+				
15- 9	0- 2	0- 0	OVERALL	0- 2	2- 2	13- 3				
8- 2	0- 0	0- 0	HOME	0- 0	2- 0	6- 2				
7- 5	0- 2	0- 0	AWAY	0- 1	0- 1	7- 1				
0- 2	0- 0	0- 0	NEUTRAL	0- 1	0- 1	0- 0				
6- 5	0- 2	0- 0	NON-CONFERENCE	0- 1	1- 1	5- 1				
3- 1	0- 0	0- 0	HOME	0- 0	1- 0	2- 1				
3- 2	0- 2	0- 0	AWAY	0- 0	0- 0	3- 0				
0- 2	0- 0	0- 0	NEUTRAL	0- 1	0- 1	0- 0				
9- 4	0- 0	0- 0	CONFERENCE	0- 1	1- 1	8- 2				
5- 1	0- 0	0- 0	HOME	0- 0	1- 0	4- 1				
4- 3	0- 0	0- 0	AWAY	0- 1	0- 1	4- 1				
0- 0	0- 0	0- 0	NEUTRAL	0- 0	0- 0	0- 0				

RPI 1-25				RPI 26-50				RPI 51-100				RPI 101+ Team's RPI: 190			
RPI	S	Opponent	Score	RPI	S	Opponent	Score	RPI	S	Opponent	Score	RPI	S	Opponent	Score
20	A	Georgia	55 76					68	A	FGCU	48 61	141	A	Jacksonville	49 69
24	A	Tennessee	56 90					79	N	Minnesota	69 72	141	H	Jacksonville	66 61
												145	N	Boise St.	65 71
												150	H	Hampton	68 59
												202	A	USC Upstate	58 73
												202	H	USC Upstate	56 61
												255	A	Bethune-Cookman	62 38
												256	A	UNCW	52 49
												264	H	Georgia St.	72 80
												269	H	UCF	83 68
												280	H	Ga. Southern	79 57
												293	A	Kennesaw St.	57 54
												293	H	Kennesaw St.	77 62
												327	A	North Florida	67 56
												327	H	North Florida	81 61
												331	A	Lipscomb	83 62
												331	H	Lipscomb	79 75
												339	A	Eastern Ill.	68 66
												344	A	NJIT	74 56
												344	H	NJIT	60 55
LAST 12 Division I GAMES:															
293	H	Kennesaw St.	77 62	327	H	North Florida	81 61								
331	H	Lipscomb	79 75	141	A	Jacksonville	49 69								
344	A	NJIT	74 56	331	A	Lipscomb	83 62								
202	A	USC Upstate	58 73	293	A	Kennesaw St.	57 54								
327	A	North Florida	67 56	202	H	USC Upstate	56 61								
141	H	Jacksonville	66 61	344	H	NJIT	60 55								

Non-Div I Games: Trinity Baptist 107 30 Armstrong St. 61 45 Flagler 84 47

Stetson

Stony Brook

Through Games Of Feb. 23, 2016

Average RPI Win: 243	WON-LOST	WINNING	LAST 10	STRENGTH OF	OPP. STRENGTH	TEAM	ADJ.	CONF.	ADJ CONF.
Average RPI Loss: 111	RECORD	PCT. RANK	GAMES	SCHEDULE	OF SCHEDULE	RPI	RPI	RPI	RPI
DIV. I ONLY	16- 12	131	3- 7	180	213	144	144	15	15
DIV. I NON-CONF.	8- 5	120	0- 0	201	205	129	129	18	18
TOTALS	RPI 1-25	RPI 26-50	W-L RECORDS	RPI 51-100	RPI 101-150	RPI 150+			
16- 12	0- 1	0- 3	OVERALL	0- 3	2- 0	14- 5			
9- 5	0- 0	0- 2	HOME	0- 1	2- 0	7- 2			
7- 7	0- 1	0- 1	AWAY	0- 2	0- 0	7- 3			
0- 0	0- 0	0- 0	NEUTRAL	0- 0	0- 0	0- 0			
8- 5	0- 1	0- 1	NON-CONFERENCE	0- 1	2- 0	6- 2			
4- 2	0- 0	0- 1	HOME	0- 0	2- 0	2- 1			
4- 3	0- 1	0- 0	AWAY	0- 1	0- 0	4- 1			
0- 0	0- 0	0- 0	NEUTRAL	0- 0	0- 0	0- 0			
8- 7	0- 0	0- 2	CONFERENCE	0- 2	0- 0	8- 3			
5- 3	0- 0	0- 1	HOME	0- 1	0- 0	5- 1			
3- 4	0- 0	0- 1	AWAY	0- 1	0- 0	3- 2			
0- 0	0- 0	0- 0	NEUTRAL	0- 0	0- 0	0- 0			

RPI 1-25				RPI 26-50				RPI 51-100				RPI 101+ Team's RPI: 144			
RPI	S	Opponent	Score	RPI	S	Opponent	Score	RPI	S	Opponent	Score	RPI	S	Opponent	Score
16	A	Syracuse	49 64	36	H	St. Bonaventure	68 73	71	A	Maine	52 55	103	H	Harvard	64 63
				47	A	Albany (NY)	54 73	71	H	Maine	43 60	121	H	Iona	58 53
				47	H	Albany (NY)	49 62	74	A	Hofstra	66 71	157	A	UMBC	69 60
												157	H	UMBC	65 69
												163	A	Yale	57 62
												166	H	Ole Miss	57 72
												174	A	Cornell	58 49
												216	A	Hartford	45 42
												216	H	Hartford	58 35
												234	A	Columbia	79 71
												238	A	New Hampshire	46 49
												238	H	New Hampshire	63 54
												244	H	Morgan St.	46 42
												246	A	Binghamton	47 54
												246	H	Binghamton	64 58
												296	H	Vermont	73 59
												321	A	UMass Lowell	64 50
												321	H	UMass Lowell	60 46
												325	H	LIU Brooklyn	71 54
												336	A	Saint Peter's	69 35
												341	A	Wagner	73 62
LAST 12 Division I GAMES:															
				71	H	Maine	43 60	246	A	Binghamton	47 54				
				47	H	Albany (NY)	49 62	296	H	Vermont	73 59				
				238	A	New Hampshire	46 49	71	A	Maine	52 55				
				157	H	UMBC	65 69	47	A	Albany (NY)	54 73				
				216	A	Hartford	45 42	216	H	Hartford	58 35				
				321	H	UMass Lowell	60 46	238	H	New Hampshire	63 54				

Non-Div I Games:

Stony Brook

Loss, Non-Conf, S Site, H Home A Away N Neutral

Average RPI Win:	135	WON-LOST	WINNING	LAST 10	STRENGTH OF	OPP. STRENGTH	TEAM	ADJ.	CONF.	ADJ CONF.
Average RPI Loss:	31	RECORD	PCT. RANK	GAMES	SCHEDULE	OF SCHEDULE	RPI	RPI	RPI	RPI
DIV. I ONLY	22- 6	32	8- 2	35	37	16	16	4	4	
DIV. I NON-CONF.	10- 3	61	0- 0	67	100	45	45	5	5	
TOTALS	RPI 1-25	RPI 26-50	W-L RECORDS	RPI 51-100	RPI 101-150	RPI 150+				
22- 6	1- 5	3- 0	OVERALL	4- 0	7- 1	7- 0				
14- 2	1- 2	0- 0	HOME	3- 0	5- 0	5- 0				
6- 4	0- 3	2- 0	AWAY	1- 0	2- 1	1- 0				
2- 0	0- 0	1- 0	NEUTRAL	0- 0	0- 0	1- 0				
10- 3	0- 3	1- 0	NON-CONFERENCE	1- 0	2- 0	6- 0				
7- 1	0- 1	0- 0	HOME	1- 0	2- 0	4- 0				
1- 2	0- 2	0- 0	AWAY	0- 0	0- 0	1- 0				
2- 0	0- 0	1- 0	NEUTRAL	0- 0	0- 0	1- 0				
12- 3	1- 2	2- 0	CONFERENCE	3- 0	5- 1	1- 0				
7- 1	1- 1	0- 0	HOME	2- 0	3- 0	1- 0				
5- 2	0- 1	2- 0	AWAY	1- 0	2- 1	0- 0				
0- 0	0- 0	0- 0	NEUTRAL	0- 0	0- 0	0- 0				

RPI	S	Opponent	Score	RPI	S	Opponent	Score	RPI	S	Opponent	Score	RPI	S	Opponent	Score
1	A	Notre Dame	62 90	26	A	Miami (FL)	57 51	52	H	Duke	86 50	113	A	Wake Forest	91 65
8	H	Arizona St.	54 61	32	N	Washington	66 62	76	H	Georgia Tech	71 52	117	H	Virginia Tech	60 39
11	A	Maryland	64 82	42	A	North Carolina St.	55 52	81	H	Drexel	83 62	118	H	Boston College	62 61
15	H	Louisville	53 71					92	A	Virginia	91 57	120	A	Pittsburgh	70 56
17	H	Florida St.	83 73									120	H	Pittsburgh	71 48
24	A	Tennessee	55 57									124	A	North Carolina	73 77
												141	H	Jacksonville	65 49
												144	H	Stony Brook	64 49
												177	N	Fordham	76 54
												208	H	UTRGV	91 32
												209	A	Rhode Island	57 54
												244	H	Morgan St.	90 61
												248	H	Clemson	83 62
												254	H	Coppin St.	88 56
												333	H	Howard	97 48
LAST 12 Division I GAMES:															
120	A	Pittsburgh	70 56	26	A	Miami (FL)	57 51	118	H	Boston College	62 61	15	H	Louisville	53 71
17	H	Florida St.	83 73					1	A	Notre Dame	62 90	113	A	Wake Forest	91 65
42	A	North Carolina St.	55 52					120	H	Pittsburgh	71 48				
92	A	Virginia	91 57												
76	H	Georgia Tech	71 52												
248	H	Clemson	83 62												

Non-Div I Games:

Syracuse

■ Loss,
 ■ Non-Conf,
 ■ S Site,
 ■ H Home
 ■ A Away
 N Neutral

TCU										
Average RPI Win:	188	WON-LOST	WINNING	LAST 10	STRENGTH OF	OPP. STRENGTH	TEAM	ADJ.	CONF.	ADJ CONF.
Average RPI Loss:	35	RECORD	PCT. RANK	GAMES	SCHEDULE	OF SCHEDULE	RPI	RPI	RPI	RPI
DIV. I ONLY	15- 11	129	4- 6	64	31	86	86	3	3	
DIV. I NON-CONF.	8- 3	77	0- 0	257	165	140	140	3	3	

TOTALS	RPI 1-25	RPI 26-50	W-L RECORDS	RPI 51-100	RPI 101-150	RPI 150+				
15- 11	1- 6	1- 4	OVERALL	2- 0	2- 0	9- 1				
11- 5	1- 3	1- 2	HOME	1- 0	1- 0	7- 0				
4- 6	0- 3	0- 2	AWAY	1- 0	1- 0	2- 1				
0- 0	0- 0	0- 0	NEUTRAL	0- 0	0- 0	0- 0				
8- 3	0- 2	0- 0	NON-CONFERENCE	0- 0	0- 0	8- 1				
7- 1	0- 1	0- 0	HOME	0- 0	0- 0	7- 0				
1- 2	0- 1	0- 0	AWAY	0- 0	0- 0	1- 1				
0- 0	0- 0	0- 0	NEUTRAL	0- 0	0- 0	0- 0				
7- 8	1- 4	1- 4	CONFERENCE	2- 0	2- 0	1- 0				
4- 4	1- 2	1- 2	HOME	1- 0	1- 0	0- 0				
3- 4	0- 2	0- 2	AWAY	1- 0	1- 0	1- 0				
0- 0	0- 0	0- 0	NEUTRAL	0- 0	0- 0	0- 0				

RPI 1-25				RPI 26-50				RPI 51-100				RPI 101+			
RPI	S	Opponent	Score	RPI	S	Opponent	Score	RPI	S	Opponent	Score	RPI	S	Opponent	Score
1	H	Notre Dame	72 88	34	A	Oklahoma	64 77	98	A	Iowa St.	72 62	142	A	Texas Tech	78 69
3	A	Baylor	55 72	34	H	Oklahoma	65 78	98	H	Iowa St.	79 69	142	H	Texas Tech	69 48
3	H	Baylor	75 81	38	H	West Virginia	84 97					170	A	SMU	89 79
6	H	Texas	58 65	48	A	Kansas St.	49 58					183	A	Butler	53 65
13	A	Texas A&M	78 82	48	H	Kansas St.	87 73					208	H	UTRGV	71 67
19	A	Oklahoma St.	52 80									212	H	Stephen F. Austin	88 55
19	H	Oklahoma St.	79 65									217	A	Kansas	70 44
												237	H	Sam Houston St.	85 59
												279	H	Prairie View	69 60
												289	H	La.-Monroe	80 42
												328	H	Southern Utah	76 47
												335	H	New Orleans	85 36
LAST 12 Division I GAMES:															
19	H	Oklahoma St.	79 65	98	A	Iowa St.	72 62								
217	A	Kansas	70 44	38	H	West Virginia	84 97								
98	H	Iowa St.	79 69	6	H	Texas	58 65								
3	H	Baylor	75 81	48	A	Kansas St.	49 58								
34	A	Oklahoma	64 77	142	H	Texas Tech	69 48								
19	A	Oklahoma St.	52 80	3	A	Baylor	55 72								

Non-Div I Games:

TCU

■ Loss,
 ■ Non-Conf, S Site,
 ■ Home
 ■ Away
 N Neutral

Average RPI Win:	174	WON-LOST	WINNING	LAST 10	STRENGTH OF	OPP. STRENGTH	TEAM	ADJ.	CONF.	ADJ CONF.
Average RPI Loss:	65	RECORD	PCT. RANK	GAMES	SCHEDULE	OF SCHEDULE	RPI	RPI	RPI	RPI
DIV. I ONLY	18- 9	77	7- 3	80	73	61	61	9	9	
DIV. I NON-CONF.	6- 5	146	0- 1	45	55	102	102	7	7	
TOTALS	RPI 1-25	RPI 26-50	W-L RECORDS	RPI 51-100	RPI 101-150	RPI 150+				
18- 9	1- 3	2- 1	OVERALL	2- 2	1- 2	12- 1				
11- 3	1- 1	2- 1	HOME	1- 0	1- 1	6- 0				
7- 6	0- 1	0- 0	AWAY	1- 1	0- 0	6- 0				
0- 0	0- 0	0- 0	NEUTRAL	0- 0	0- 0	0- 0				
6- 5	1- 1	1- 1	NON-CONFERENCE	0- 2	0- 1	4- 0				
4- 2	1- 0	1- 1	HOME	0- 0	0- 1	2- 0				
2- 3	0- 1	0- 0	AWAY	0- 2	0- 0	2- 0				
0- 0	0- 0	0- 0	NEUTRAL	0- 0	0- 0	0- 0				
12- 4	0- 2	1- 0	CONFERENCE	2- 0	1- 1	8- 1				
7- 1	0- 1	1- 0	HOME	1- 0	1- 0	4- 0				
5- 3	0- 1	0- 0	AWAY	1- 0	0- 1	4- 1				
0- 0	0- 0	0- 0	NEUTRAL	0- 0	0- 0	0- 0				

RPI	S	Opponent	Score	RPI	S	Opponent	Score	RPI	S	Opponent	Score	RPI	S	Opponent	Score
4	A	UConn	49 104	30	H	Penn	54 60	53	A	Rutgers	51 61	104	A	Memphis	97 100
4	H	UConn	60 85	35	H	South Fla.	68 66	85	A	Tulane	72 54	104	H	Memphis	82 58
17	A	Florida St.	47 75	50	H	Villanova	61 55	85	H	Tulane	72 67	105	H	Saint Joseph's	67 70
21	H	Florida	97 91					96	A	Quinnipiac	56 58	165	A	East Carolina	83 63
												170	A	SMU	67 69
												170	H	SMU	55 35
												177	A	Fordham	57 44
												192	H	Tulsa	66 46
												196	A	Cincinnati	74 49
												196	H	Cincinnati	74 51
												213	H	Sacred Heart	92 62
												269	A	UCF	71 63
												275	A	La Salle	77 48
												285	A	Houston	75 66
												285	H	Houston	78 48
												329	H	Delaware St.	100 59
LAST 12 Division I GAMES:															
85	H	Tulane	72 67	165	A	East Carolina	83 63								
104	A	Memphis	97 100	85	A	Tulane	72 54								
4	H	UConn	60 85	285	H	Houston	78 48								
196	A	Cincinnati	74 49	30	H	Penn	54 60								
35	H	South Fla.	68 66	4	A	UConn	49 104								
170	H	SMU	55 35	269	A	UCF	71 63								

Non-Div I Games:

Temple

Tennessee

Through Games Of Feb. 23, 2016

Average RPI Win:	106	WON-LOST	WINNING	LAST 10	STRENGTH OF	OPP. STRENGTH	TEAM	ADJ.	CONF.	ADJ CONF.
Average RPI Loss:	43	RECORD	PCT. RANK	GAMES	SCHEDULE	OF SCHEDULE	RPI	RPI	RPI	RPI
DIV. I ONLY	16- 11	122	5- 5	1	19	24	24	2	2	
DIV. I NON-CONF.	9- 4	95	0- 1	2	34	8	8	2	2	
TOTALS	RPI 1-25	RPI 26-50	W-L RECORDS	RPI 51-100	RPI 101-150	RPI 150+				
16- 11	2- 7	2- 1	OVERALL	4- 0	3- 3	5- 0				
12- 4	1- 3	1- 0	HOME	3- 0	3- 1	4- 0				
4- 7	1- 4	1- 1	AWAY	1- 0	0- 2	1- 0				
0- 0	0- 0	0- 0	NEUTRAL	0- 0	0- 0	0- 0				
9- 4	2- 3	1- 0	NON-CONFERENCE	1- 0	2- 1	3- 0				
7- 2	1- 1	1- 0	HOME	1- 0	2- 1	2- 0				
2- 2	1- 2	0- 0	AWAY	0- 0	0- 0	1- 0				
0- 0	0- 0	0- 0	NEUTRAL	0- 0	0- 0	0- 0				
7- 7	0- 4	1- 1	CONFERENCE	3- 0	1- 2	2- 0				
5- 2	0- 2	0- 0	HOME	2- 0	1- 0	2- 0				
2- 5	0- 2	1- 1	AWAY	1- 0	0- 2	0- 0				
0- 0	0- 0	0- 0	NEUTRAL	0- 0	0- 0	0- 0				

RPI	S	Opponent	Score
1	A	Notre Dame	66 79
2	H	South Carolina	56 62
6	H	Texas	53 64
7	A	Oregon St.	53 50
10	A	Stanford	55 69
13	A	Texas A&M	71 76
14	A	Kentucky	63 64
16	H	Syracuse	57 55
21	H	Florida	66 74

RPI	S	Opponent	Score
27	A	Missouri	71 55
31	A	Mississippi St.	63 65
47	H	Albany (NY)	63 55

RPI	S	Opponent	Score
51	H	Chattanooga	59 57
56	H	Auburn	79 52
84	A	Vanderbilt	69 51
84	H	Vanderbilt	58 49

RPI	S	Opponent	Score
109	H	Central Ark.	102 47
117	H	Virginia Tech	43 57
123	A	LSU	56 57
131	H	Penn St.	74 66
132	A	Arkansas	59 64
132	H	Arkansas	75 57
156	H	Alabama	70 42
159	H	ETSU	85 49
166	H	Ole Miss	57 51
190	H	Stetson	90 56
287	A	Wichita St.	58 51

LAST 12 Division I GAMES:

123	A	LSU	56 57
166	H	Ole Miss	57 51
2	H	South Carolina	56 62
84	A	Vanderbilt	69 51
13	A	Texas A&M	71 76
132	H	Arkansas	75 57
156	H	Alabama	70 42
31	A	Mississippi St.	63 65
14	A	Kentucky	63 64
84	H	Vanderbilt	58 49
1	A	Notre Dame	66 79
132	A	Arkansas	59 64

Non-Div I Games:

Tennessee

■ Loss,
 ■ Non-Conf, S Site,
 ■ Home
 ■ Away
 N Neutral

Tennessee St.

Through Games Of Feb. 23, 2016

Average RPI Win:	277	WON-LOST	WINNING	LAST 10	STRENGTH OF	OPP. STRENGTH	TEAM	ADJ.	CONF.	ADJ CONF.
Average RPI Loss:	156	RECORD	PCT. RANK	GAMES	SCHEDULE	OF SCHEDULE	RPI	RPI	RPI	RPI
DIV. I ONLY	9- 16	254	3- 7	223	238	262	262	24	24	
DIV. I NON-CONF.	3- 8	258	0- 0	114	149	220	220	24	24	
TOTALS	RPI 1-25	RPI 26-50	W-L RECORDS	RPI 51-100	RPI 101-150	RPI 150+				
9- 16	0- 1	0- 2	OVERALL	0- 2	0- 2	9- 9				
7- 2	0- 0	0- 0	HOME	0- 0	0- 0	7- 2				
1- 12	0- 1	0- 2	AWAY	0- 2	0- 2	1- 5				
1- 2	0- 0	0- 0	NEUTRAL	0- 0	0- 0	1- 2				
3- 8	0- 1	0- 2	NON-CONFERENCE	0- 0	0- 2	3- 3				
2- 0	0- 0	0- 0	HOME	0- 0	0- 0	2- 0				
0- 6	0- 1	0- 2	AWAY	0- 0	0- 2	0- 1				
1- 2	0- 0	0- 0	NEUTRAL	0- 0	0- 0	1- 2				
6- 8	0- 0	0- 0	CONFERENCE	0- 2	0- 0	6- 6				
5- 2	0- 0	0- 0	HOME	0- 0	0- 0	5- 2				
1- 6	0- 0	0- 0	AWAY	0- 2	0- 0	1- 4				
0- 0	0- 0	0- 0	NEUTRAL	0- 0	0- 0	0- 0				

RPI 1-25				RPI 26-50				RPI 51-100				RPI 101+ Team's RPI: 262			
RPI	S	Opponent	Score	RPI	S	Opponent	Score	RPI	S	Opponent	Score	RPI	S	Opponent	Score
14	A	Kentucky	39 81	31	A	Mississippi St.	54 82	87	A	UT Martin	50 77	130	A	Youngstown St.	58 69
				46	A	Indiana	56 88	100	A	Belmont	65 80	135	A	Southern Ill.	70 79
												153	A	Illinois	43 98
												164	H	SIUE	73 61
												184	A	Eastern Ky.	67 78
												184	H	Eastern Ky.	66 70
												189	N	Fla. Atlantic	64 69
												204	N	Utah St.	46 63
												205	A	Southeast Mo. St.	65 75
												241	H	Texas Southern	72 56
												270	H	Austin Peay	66 58
												271	H	Murray St.	69 58
												274	A	Tennessee Tech	60 70
												274	H	Tennessee Tech	56 64
												278	N	Alabama St.	74 64
												290	A	Jacksonville St.	55 69
												290	H	Jacksonville St.	50 40
												306	H	Morehead St.	78 76
												331	H	Lipscomb	77 65
												339	A	Eastern Ill.	62 53
LAST 12 Division I GAMES:															
290	H	Jacksonville St.	50 40	87	A	UT Martin	50 77								
184	A	Eastern Ky.	67 78	100	A	Belmont	65 80								
274	H	Tennessee Tech	56 64	274	A	Tennessee Tech	60 70								
306	H	Morehead St.	78 76	271	H	Murray St.	69 58								
184	H	Eastern Ky.	66 70	270	H	Austin Peay	66 58								
290	A	Jacksonville St.	55 69	164	H	SIUE	73 61								

Non-Div I Games: Lane 75 44 North Ala. 58 40

Tennessee St.

Loss, Non-Conf, S Site, H Home A Away N Neutral

Average RPI Win:	282	WON-LOST	WINNING	LAST 10	STRENGTH OF	OPP. STRENGTH	TEAM	ADJ.	CONF.	ADJ CONF.
Average RPI Loss:	152	RECORD	PCT. RANK	GAMES	SCHEDULE	OF SCHEDULE	RPI	RPI	RPI	RPI
DIV. I ONLY	10- 18	259	5- 5	239	227	274	274	24	24	
DIV. I NON-CONF.	4- 9	245	0- 0	159	130	246	246	24	24	
TOTALS	RPI 1-25	RPI 26-50	W-L RECORDS	RPI 51-100	RPI 101-150	RPI 150+				
10- 18	0- 2	0- 1	OVERALL	0- 4	0- 3	10- 8				
7- 8	0- 1	0- 1	HOME	0- 1	0- 1	7- 4				
3- 10	0- 1	0- 0	AWAY	0- 3	0- 2	3- 4				
0- 0	0- 0	0- 0	NEUTRAL	0- 0	0- 0	0- 0				
4- 9	0- 2	0- 1	NON-CONFERENCE	0- 1	0- 3	4- 2				
3- 5	0- 1	0- 1	HOME	0- 0	0- 1	3- 2				
1- 4	0- 1	0- 0	AWAY	0- 1	0- 2	1- 0				
0- 0	0- 0	0- 0	NEUTRAL	0- 0	0- 0	0- 0				
6- 9	0- 0	0- 0	CONFERENCE	0- 3	0- 0	6- 6				
4- 3	0- 0	0- 0	HOME	0- 1	0- 0	4- 2				
2- 6	0- 0	0- 0	AWAY	0- 2	0- 0	2- 4				
0- 0	0- 0	0- 0	NEUTRAL	0- 0	0- 0	0- 0				

RPI 1-25				RPI 26-50				RPI 51-100				RPI 101+ Team's RPI: 274			
RPI	S	Opponent	Score	RPI	S	Opponent	Score	RPI	S	Opponent	Score	RPI	S	Opponent	Score
15	H	Louisville	54 76	41	H	Arkansas St.	55 77	70	A	Middle Tenn.	53 69	110	H	Mercer	47 63
20	A	Georgia	48 81					87	A	UT Martin	53 67	139	A	Northern Ky.	62 88
								100	A	Belmont	49 70	148	A	Xavier	47 64
								100	H	Belmont	79 80	151	H	Southern Miss.	57 69
												164	H	SIUE	68 83
												184	A	Eastern Ky.	77 72
												205	H	Southeast Mo. St.	57 60
												248	H	Clemson	53 71
												262	A	Tennessee St.	64 56
												262	H	Tennessee St.	70 60
												264	H	Georgia St.	72 65
												270	A	Austin Peay	75 91
												271	A	Murray St.	50 56
												287	H	Wichita St.	54 48
												290	A	Jacksonville St.	46 55
												290	H	Jacksonville St.	51 49
												299	A	UNCG	73 64
												306	A	Morehead St.	71 75
												306	H	Morehead St.	77 69
												331	H	Lipscomb	81 70
												339	H	Eastern Ill.	81 74
LAST 12 Division I GAMES:															
100	A	Belmont	49 70	306	A	Morehead St.	71 75								
306	H	Morehead St.	77 69	184	A	Eastern Ky.	77 72								
290	H	Jacksonville St.	51 49	262	H	Tennessee St.	70 60								
262	A	Tennessee St.	64 56	205	H	Southeast Mo. St.	57 60								
290	A	Jacksonville St.	46 55	87	A	UT Martin	53 67								
100	H	Belmont	79 80	270	A	Austin Peay	75 91								

Non-Div I Games:

Tennessee Tech

■ Loss,
 ■ Non-Conf,
 ■ S Site,
 ■ H Home
 ■ A Away
 N Neutral

Average RPI Win:	110	WON-LOST	WINNING	LAST 10	STRENGTH OF	OPP. STRENGTH	TEAM	ADJ.	CONF.	ADJ CONF.
Average RPI Loss:	19	RECORD	PCT. RANK	GAMES	SCHEDULE	OF SCHEDULE	RPI	RPI	RPI	RPI
DIV. I ONLY	24- 2	6	8- 2	53	8	6	6	3	3	
DIV. I NON-CONF.	11- 0	1	0- 0	155	15	10	10	3	3	
TOTALS	RPI 1-25	RPI 26-50	W-L RECORDS	RPI 51-100	RPI 101-150	RPI 150+				
24- 2	4- 1	6- 1	OVERALL	3- 0	5- 0	6- 0				
14- 1	2- 1	4- 0	HOME	1- 0	3- 0	4- 0				
9- 1	2- 0	2- 0	AWAY	2- 0	1- 0	2- 0				
1- 0	0- 0	0- 0	NEUTRAL	0- 0	1- 0	0- 0				
11- 0	2- 0	1- 0	NON-CONFERENCE	0- 0	4- 0	4- 0				
7- 0	1- 0	1- 0	HOME	0- 0	2- 0	3- 0				
3- 0	1- 0	0- 0	AWAY	0- 0	1- 0	1- 0				
1- 0	0- 0	0- 0	NEUTRAL	0- 0	1- 0	0- 0				
13- 2	2- 1	5- 1	CONFERENCE	3- 0	1- 0	2- 0				
7- 1	1- 1	3- 0	HOME	1- 0	1- 0	1- 0				
6- 1	1- 0	2- 1	AWAY	2- 0	0- 0	1- 0				
0- 0	0- 0	0- 0	NEUTRAL	0- 0	0- 0	0- 0				

RPI	S	Opponent	Score	RPI	S	Opponent	Score	RPI	S	Opponent	Score	RPI	S	Opponent	Score
3	H	Baylor	67 80	31	H	Mississippi St.	53 47	86	A	TCU	65 58	125	A	Little Rock	66 56
10	H	Stanford	77 69	34	A	Oklahoma	56 74	98	A	Iowa St.	65 49	128	H	Northwestern St.	86 33
19	A	Oklahoma St.	78 48	34	H	Oklahoma	83 76	98	H	Iowa St.	75 54	132	N	Arkansas	61 50
19	H	Oklahoma St.	70 55	38	A	West Virginia	65 54					142	H	Texas Tech	86 62
24	A	Tennessee	64 53	38	H	West Virginia	73 50					150	H	Hampton	79 52
				48	A	Kansas St.	66 51					211	H	Canisius	92 62
				48	H	Kansas St.	58 51					217	A	Kansas	75 38
												217	H	Kansas	70 46
												223	A	Rice	70 47
												237	H	Sam Houston St.	83 49
												265	H	UTSA	90 53
LAST 12 Division I GAMES:															
38	H	West Virginia	73 50	217	H	Kansas	70 46								
48	H	Kansas St.	58 51	34	H	Oklahoma	83 76								
34	A	Oklahoma	56 74	86	A	TCU	65 58								
19	H	Oklahoma St.	70 55	3	H	Baylor	67 80								
98	A	Iowa St.	65 49	217	A	Kansas	75 38								
48	A	Kansas St.	66 51	19	A	Oklahoma St.	78 48								

Non-Div I Games:

Texas

Average RPI Win:	113	WON-LOST	WINNING	LAST 10	STRENGTH OF	OPP. STRENGTH	TEAM	ADJ.	CONF.	ADJ CONF.
Average RPI Loss:	28	RECORD	PCT. RANK	GAMES	SCHEDULE	OF SCHEDULE	RPI	RPI	RPI	RPI
DIV. I ONLY	20- 7	47	7- 3	7	11	13	13	2	2	
DIV. I NON-CONF.	10- 3	61	0- 0	19	25	20	20	2	2	
TOTALS	RPI 1-25	RPI 26-50	W-L RECORDS	RPI 51-100	RPI 101-150	RPI 150+				
20- 7	2- 6	3- 0	OVERALL	4- 0	4- 1	7- 0				
12- 2	2- 2	2- 0	HOME	1- 0	2- 0	5- 0				
5- 3	0- 0	0- 0	AWAY	2- 0	1- 0	2- 0				
3- 2	0- 2	1- 0	NEUTRAL	1- 0	1- 0	0- 0				
10- 3	0- 3	1- 0	NON-CONFERENCE	3- 0	2- 0	4- 0				
6- 1	0- 1	0- 0	HOME	1- 0	1- 0	4- 0				
1- 0	0- 0	0- 0	AWAY	1- 0	0- 0	0- 0				
3- 2	0- 2	1- 0	NEUTRAL	1- 0	1- 0	0- 0				
10- 4	2- 3	2- 0	CONFERENCE	1- 0	2- 1	3- 0				
6- 1	2- 1	2- 0	HOME	0- 0	1- 0	1- 0				
4- 3	0- 2	0- 0	AWAY	1- 0	1- 1	2- 0				
0- 0	0- 0	0- 0	NEUTRAL	0- 0	0- 0	0- 0				

RPI 1-25				Team's RPI: 13				RPI 26-50				RPI 51-100				RPI 101+			
RPI	S	Opponent	Score		RPI	S	Opponent	Score		RPI	S	Opponent	Score		RPI	S	Opponent	Score	
2	A	South Carolina	58	59	27	H	Missouri	81	77	52	A	Duke	72	66	119	N	Hawaii	82	41
2	H	South Carolina	63	70	31	H	Mississippi St.	64	58	84	A	Vanderbilt	75	63	123	A	LSU	53	35
5	N	Ohio St.	80	95	34	N	Oklahoma	74	68	86	H	TCU	82	78	123	H	LSU	68	54
12	N	BYU	64	72						95	N	California	75	58	125	H	Little Rock	69	39
20	H	Georgia	73	62											132	A	Arkansas	61	67
21	A	Florida	81	83											156	A	Alabama	59	56
22	H	DePaul	66	80											162	H	Southern U.	88	47
24	H	Tennessee	76	71											166	A	Ole Miss	62	48
															166	H	Ole Miss	81	58
															170	H	SMU	67	55
															222	H	Texas St.	87	50
															279	H	Prairie View	88	30
LAST 12 Division I GAMES:																			
84	A	Vanderbilt	75	63	2	H	South Carolina	63	70	156	A	Alabama	59	56	27	H	Missouri	81	77
123	H	LSU	68	54	2	A	South Carolina	58	59	166	H	Ole Miss	81	58	21	A	Florida	81	83
166	A	Ole Miss	62	48	123	A	LSU	53	35										
31	H	Mississippi St.	64	58															
24	H	Tennessee	76	71															
21	A	Florida	81	83															

Non-Div I Games:

Texas A&M

■ Loss,
■ Non-Conf, S Site,
■ Home
■ Away
N Neutral

Texas Southern

Through Games Of Feb. 23, 2016

Average RPI Win:	292	WON-LOST	WINNING	LAST 10	STRENGTH OF	OPP. STRENGTH	TEAM	ADJ.	CONF.	ADJ CONF.
Average RPI Loss:	195	RECORD	PCT. RANK	GAMES	SCHEDULE	OF SCHEDULE	RPI	RPI	RPI	RPI
DIV. I ONLY	16- 8	77	8- 2	349	304	241	241	32	32	
DIV. I NON-CONF.	4- 6	201	0- 0	347	88	298	298	31	31	
TOTALS	RPI 1-25	RPI 26-50	W-L RECORDS	RPI 51-100	RPI 101-150	RPI 150+				
16- 8	0- 1	0- 0	OVERALL	0- 0	0- 1	16- 6				
7- 3	0- 0	0- 0	HOME	0- 0	0- 0	7- 3				
8- 5	0- 1	0- 0	AWAY	0- 0	0- 1	8- 3				
1- 0	0- 0	0- 0	NEUTRAL	0- 0	0- 0	1- 0				
4- 6	0- 1	0- 0	NON-CONFERENCE	0- 0	0- 1	4- 4				
1- 2	0- 0	0- 0	HOME	0- 0	0- 0	1- 2				
2- 4	0- 1	0- 0	AWAY	0- 0	0- 1	2- 2				
1- 0	0- 0	0- 0	NEUTRAL	0- 0	0- 0	1- 0				
12- 2	0- 0	0- 0	CONFERENCE	0- 0	0- 0	12- 2				
6- 1	0- 0	0- 0	HOME	0- 0	0- 0	6- 1				
6- 1	0- 0	0- 0	AWAY	0- 0	0- 0	6- 1				
0- 0	0- 0	0- 0	NEUTRAL	0- 0	0- 0	0- 0				

RPI	S	Opponent	Score	RPI	S	Opponent	Score	RPI	S	Opponent	Score	RPI	S	Opponent	Score	Team's RPI: 241
19	A	Oklahoma St.	52 87									123	A	LSU	36 86	
												162	H	Southern U.	59 45	
												179	A	Grambling	62 50	
												179	H	Grambling	46 49	
												217	A	Kansas	65 72	
												223	A	Rice	69 66	
												237	H	Sam Houston St.	51 53	
												247	H	Houston Baptist	65 77	
												262	A	Tennessee St.	56 72	
												265	A	UTSA	59 44	
												278	A	Alabama St.	51 57	
												279	A	Prairie View	50 43	
												279	H	Prairie View	72 65	
												300	A	Jackson St.	62 36	
												300	H	Jackson St.	66 47	
												312	H	Alcorn	68 39	
												313	H	A&M-Corpus Christi	51 43	
												331	N	Lipscomb	66 62	
												342	A	Ark.-Pine Bluff	57 51	
												342	H	Ark.-Pine Bluff	57 30	
												346	A	Alabama A&M	57 38	
												348	A	Mississippi Val.	85 30	
												348	H	Mississippi Val.	76 38	
LAST 12 Division I GAMES:																
342	A	Ark.-Pine Bluff	57 51	278	A	Alabama St.	51 57									
348	A	Mississippi Val.	85 30	342	H	Ark.-Pine Bluff	57 30									
179	H	Grambling	46 49	348	H	Mississippi Val.	76 38									
300	H	Jackson St.	66 47	179	A	Grambling	62 50									
279	A	Prairie View	50 43	300	A	Jackson St.	62 36									
346	A	Alabama A&M	57 38	279	H	Prairie View	72 65									

Non-Div I Games:

Texas Southern

■ Loss,
 ■ Non-Conf, S Site,
 ■ Home
 ■ Away
 N Neutral

Average RPI Win:	228	WON-LOST	WINNING	LAST 10	STRENGTH OF	OPP. STRENGTH	TEAM	ADJ.	CONF.	ADJ CONF.
Average RPI Loss:	148	RECORD	PCT. RANK	GAMES	SCHEDULE	OF SCHEDULE	RPI	RPI	RPI	RPI
DIV. I ONLY	10- 13	218	4- 6	201	171	222	222	16	16	
DIV. I NON-CONF.	3- 5	218	0- 0	97	51	161	161	14	14	
TOTALS	RPI 1-25	RPI 26-50	W-L RECORDS	RPI 51-100	RPI 101-150	RPI 150+				
10- 13	0- 1	0- 2	OVERALL	0- 2	2- 3	8- 5				
7- 3	0- 0	0- 1	HOME	0- 0	1- 2	6- 0				
3- 7	0- 1	0- 1	AWAY	0- 0	1- 0	2- 5				
0- 3	0- 0	0- 0	NEUTRAL	0- 2	0- 1	0- 0				
3- 5	0- 1	0- 1	NON-CONFERENCE	0- 2	0- 1	3- 0				
2- 0	0- 0	0- 0	HOME	0- 0	0- 0	2- 0				
1- 2	0- 1	0- 1	AWAY	0- 0	0- 0	1- 0				
0- 3	0- 0	0- 0	NEUTRAL	0- 2	0- 1	0- 0				
7- 8	0- 0	0- 1	CONFERENCE	0- 0	2- 2	5- 5				
5- 3	0- 0	0- 1	HOME	0- 0	1- 2	4- 0				
2- 5	0- 0	0- 0	AWAY	0- 0	1- 0	1- 5				
0- 0	0- 0	0- 0	NEUTRAL	0- 0	0- 0	0- 0				

RPI 1-25				RPI 26-50				RPI 51-100				RPI 101+ Team's RPI: 222			
RPI	S	Opponent	Score	RPI	S	Opponent	Score	RPI	S	Opponent	Score	RPI	S	Opponent	Score
13	A	Texas A&M	50 87	27	A	Missouri	56 82	52	N	Duke	34 85	125	H	Little Rock	67 57
				41	H	Arkansas St.	59 74	98	N	Iowa St.	61 83	127	A	La.-Lafayette	46 42
												127	H	La.-Lafayette	47 59
												137	N	Idaho	55 75
												149	H	UT Arlington	48 80
												180	A	Troy	79 112
												186	A	South Ala.	73 71
												224	H	North Texas	64 62
												247	A	Houston Baptist	71 66
												264	A	Georgia St.	62 73
												264	H	Georgia St.	80 71
												265	H	UTSA	72 64
												273	A	Appalachian St.	71 90
												273	H	Appalachian St.	87 76
												280	A	Ga. Southern	64 78
												280	H	Ga. Southern	61 56
												289	A	La.-Monroe	59 63
												289	H	La.-Monroe	63 57
LAST 12 Division I GAMES:															
127	H	La.-Lafayette	47 59	289	A	La.-Monroe	59 63	127	A	La.-Lafayette	46 42	41	H	Arkansas St.	59 74
289	H	La.-Monroe	63 57	127	A	La.-Lafayette	46 42	125	H	Little Rock	67 57	180	A	Troy	79 112
273	H	Appalachian St.	87 76	125	H	Little Rock	67 57	186	A	South Ala.	73 71				
149	H	UT Arlington	48 80												
280	A	Ga. Southern	64 78												
264	A	Georgia St.	62 73												

Non-Div I Games: Tex. A&M-Commerce 80 60 St. Edward's 52 44

Texas St.

■ Loss,
 ■ Non-Conf,
 ■ S Site,
 ■ Home
 ■ A Away
 N Neutral

Average RPI Win:	218	WON-LOST	WINNING	LAST 10	STRENGTH OF	OPP. STRENGTH	TEAM	ADJ.	CONF.	ADJ CONF.
Average RPI Loss:	41	RECORD	PCT. RANK	GAMES	SCHEDULE	OF SCHEDULE	RPI	RPI	RPI	RPI
DIV. I ONLY	11- 15	222	2- 8	47	65	142	142	3	3	
DIV. I NON-CONF.	9- 2	37	0- 0	221	307	103	103	3	3	
TOTALS	RPI 1-25	RPI 26-50	W-L RECORDS	RPI 51-100	RPI 101-150	RPI 150+				
11- 15	0- 5	0- 6	OVERALL	2- 4	1- 0	8- 0				
10- 5	0- 2	0- 2	HOME	2- 1	1- 0	7- 0				
0- 9	0- 0	0- 0	AWAY	0- 0	0- 0	0- 0				
1- 1	0- 0	0- 1	NEUTRAL	0- 0	0- 0	1- 0				
9- 2	0- 0	0- 1	NON-CONFERENCE	1- 1	1- 0	7- 0				
8- 0	0- 0	0- 0	HOME	1- 0	1- 0	6- 0				
0- 1	0- 0	0- 0	AWAY	0- 1	0- 0	0- 0				
1- 1	0- 0	0- 1	NEUTRAL	0- 0	0- 0	1- 0				
2- 13	0- 5	0- 5	CONFERENCE	1- 3	0- 0	1- 0				
2- 5	0- 2	0- 2	HOME	1- 1	0- 0	1- 0				
0- 8	0- 3	0- 3	AWAY	0- 2	0- 0	0- 0				
0- 0	0- 0	0- 0	NEUTRAL	0- 0	0- 0	0- 0				

RPI 1-25				RPI 26-50				RPI 51-100				RPI 101+ Team's RPI: 142			
RPI	S	Opponent	Score	RPI	S	Opponent	Score	RPI	S	Opponent	Score	RPI	S	Opponent	Score
3	A	Baylor	43 69	32	N	Washington	73 77	64	A	Santa Clara	70 75	137	H	Idaho	78 62
3	H	Baylor	36 66	34	A	Oklahoma	53 92	69	H	Abilene Christian	71 65	177	N	Fordham	62 48
6	A	Texas	62 86	38	A	West Virginia	57 79	86	A	TCU	48 69	179	H	Grambling	70 55
19	A	Oklahoma St.	57 70	38	H	West Virginia	42 69	86	H	TCU	69 78	217	H	Kansas	54 44
19	H	Oklahoma St.	46 69	48	A	Kansas St.	53 65	98	A	Iowa St.	48 77	233	H	Idaho St.	79 64
				48	H	Kansas St.	53 65	98	H	Iowa St.	69 66	308	H	Niagara	79 45
												309	H	Southeastern La.	113 51
												332	H	Incarnate Word	70 55
												342	H	Ark.-Pine Bluff	84 40
LAST 12 Division I GAMES:															
48	A	Kansas St.	53 65	3	A	Baylor	43 69								
98	A	Iowa St.	48 77	48	H	Kansas St.	53 65								
3	H	Baylor	36 66	34	A	Oklahoma	53 92								
19	A	Oklahoma St.	57 70	98	H	Iowa St.	69 66								
38	H	West Virginia	42 69	86	A	TCU	48 69								
217	H	Kansas	54 44	38	A	West Virginia	57 79								

Non-Div I Games:

Texas Tech

■ Loss,
 ■ Non-Conf,
 ■ S Site,
 ■ H Home
 ■ A Away
 N Neutral

Average RPI Win:	219	WON-LOST	WINNING	LAST 10	STRENGTH OF	OPP. STRENGTH	TEAM	ADJ.	CONF.	ADJ CONF.
Average RPI Loss:	71	RECORD	PCT. RANK	GAMES	SCHEDULE	OF SCHEDULE	RPI	RPI	RPI	RPI
DIV. I ONLY	15- 10	114	7- 3	106	120	99	99	11	11	
DIV. I NON-CONF.	5- 6	180	0- 0	86	60	142	142	13	13	
TOTALS	RPI 1-25	RPI 26-50	W-L RECORDS	RPI 51-100	RPI 101-150	RPI 150+				
15- 10	0- 1	0- 3	OVERALL	2- 3	3- 3	10- 0				
7- 3	0- 0	0- 1	HOME	0- 1	2- 1	5- 0				
6- 5	0- 0	0- 0	AWAY	1- 0	1- 0	4- 0				
2- 2	0- 0	0- 1	NEUTRAL	1- 0	0- 1	1- 0				
5- 6	0- 1	0- 2	NON-CONFERENCE	1- 1	0- 2	4- 0				
2- 2	0- 0	0- 0	HOME	0- 1	0- 1	2- 0				
1- 2	0- 1	0- 1	AWAY	0- 0	0- 0	1- 0				
2- 2	0- 0	0- 1	NEUTRAL	1- 0	0- 1	1- 0				
10- 4	0- 0	0- 1	CONFERENCE	1- 2	3- 1	6- 0				
5- 1	0- 0	0- 1	HOME	0- 0	2- 0	3- 0				
5- 3	0- 0	0- 0	AWAY	1- 2	1- 1	3- 0				
0- 0	0- 0	0- 0	NEUTRAL	0- 0	0- 0	0- 0				

RPI 1-25				RPI 26-50				RPI 51-100 Team's RPI: 99				RPI 101+			
RPI	S	Opponent	Score	RPI	S	Opponent	Score	RPI	S	Opponent	Score	RPI	S	Opponent	Score
1	A	Notre Dame	39 74	29	H	Ohio	57 77	65	H	Dayton	57 83	103	N	Harvard	70 76
				36	A	St. Bonaventure	63 74	72	A	Ball St.	69 75	116	A	Western Mich.	80 68
				47	N	Albany (NY)	55 63	80	N	VCU	80 61	116	H	Western Mich.	80 73
								83	A	Central Mich.	81 79	129	A	Akron	71 81
								91	A	Eastern Mich.	41 59	134	H	Arizona	59 62
												138	H	Buffalo	71 60
												219	A	Ill.-Chicago	60 51
												234	N	Columbia	88 75
												253	A	Bowling Green	68 60
												253	H	Bowling Green	75 61
												261	H	Northern Ill.	66 59
												266	A	Miami (OH)	55 50
												277	H	Cleveland St.	66 53
												324	A	Kent St.	67 64
												324	H	Kent St.	73 67
												342	H	Ark.-Pine Bluff	74 47
LAST 12 Division I GAMES:															
				83	A	Central Mich.	81 79	253	H	Bowling Green	75 61				
				253	A	Bowling Green	68 60	91	A	Eastern Mich.	41 59				
				29	H	Ohio	57 77	129	A	Akron	71 81				
				138	H	Buffalo	71 60	261	H	Northern Ill.	66 59				
				324	A	Kent St.	67 64	266	A	Miami (OH)	55 50				
				116	A	Western Mich.	80 68	116	H	Western Mich.	80 73				

Non-Div I Games:

Toledo

Average RPI Win:	195	WON-LOST	WINNING	LAST 10	STRENGTH OF	OPP. STRENGTH	TEAM	ADJ.	CONF.	ADJ CONF.
Average RPI Loss:	156	RECORD	PCT. RANK	GAMES	SCHEDULE	OF SCHEDULE	RPI	RPI	RPI	RPI
DIV. I ONLY	6- 20	304	1- 9	172	176	281	281	13	13	
DIV. I NON-CONF.	3- 8	258	0- 0	250	292	292	292	11	11	
TOTALS	RPI 1-25	RPI 26-50	W-L RECORDS	RPI 51-100	RPI 101-150	RPI 150+				
6- 20	0- 0	0- 2	OVERALL	1- 7	0- 0	5- 11				
4- 7	0- 0	0- 1	HOME	1- 2	0- 0	3- 4				
1- 13	0- 0	0- 1	AWAY	0- 5	0- 0	1- 7				
1- 0	0- 0	0- 0	NEUTRAL	0- 0	0- 0	1- 0				
3- 8	0- 0	0- 0	NON-CONFERENCE	0- 3	0- 0	3- 5				
2- 2	0- 0	0- 0	HOME	0- 1	0- 0	2- 1				
0- 6	0- 0	0- 0	AWAY	0- 2	0- 0	0- 4				
1- 0	0- 0	0- 0	NEUTRAL	0- 0	0- 0	1- 0				
3- 12	0- 0	0- 2	CONFERENCE	1- 4	0- 0	2- 6				
2- 5	0- 0	0- 1	HOME	1- 1	0- 0	1- 3				
1- 7	0- 0	0- 1	AWAY	0- 3	0- 0	1- 3				
0- 0	0- 0	0- 0	NEUTRAL	0- 0	0- 0	0- 0				

RPI S	Opponent	Score	RPI S	Opponent	Score	RPI S	Opponent	Score	RPI S	Opponent	Score	Team's RPI: 281
40	A James Madison	45 61	40	H James Madison	57 64	56	H Auburn	52 74	157	H UMBC	61 51	
						74	A Hofstra	60 64	158	A Northeastern	72 71	
						74	H Hofstra	56 74	168	A Delaware	64 69	
						79	A Minnesota	86 105	168	H Delaware	62 66	
						81	A Drexel	40 56	174	A Cornell	60 88	
						94	A Georgetown	46 82	184	A George Mason	76 88	
						97	A Elon	58 80	195	H William & Mary	54 73	
						97	H Elon	85 78	228	A Col. of Charleston	55 67	
									228	H Col. of Charleston	62 51	
									229	N Western Ill.	83 77	
									254	H Coppin St.	69 81	
									256	A UNCW	51 53	
									256	H UNCW	49 52	
									284	A Rider	72 78	
									303	H UMKC	70 47	
									327	A North Florida	72 74	
LAST 12 Division I GAMES:												
40	A James Madison	45 61	228	A Col. of Charleston	55 67							
81	A Drexel	40 56	256	A UNCW	51 53							
228	H Col. of Charleston	62 51	74	A Hofstra	60 64							
97	A Elon	58 80	40	H James Madison	57 64							
74	H Hofstra	56 74	168	A Delaware	64 69							
168	H Delaware	62 66	97	H Elon	85 78							

Non-Div I Games:

Towson

■ Loss,
 ■ Non-Conf,
 ■ S Site,
 ■ H Home
 ■ A Away
 N Neutral

Average RPI Win:	251	WON-LOST	WINNING	LAST 10	STRENGTH OF	OPP. STRENGTH	TEAM	ADJ.	CONF.	ADJ CONF.
Average RPI Loss:	142	RECORD	PCT. RANK	GAMES	SCHEDULE	OF SCHEDULE	RPI	RPI	RPI	RPI
DIV. I ONLY	11- 12	191	3- 7	207	226	180	180	16	16	
DIV. I NON-CONF.	3- 4	197	0- 0	220	309	162	162	14	14	
TOTALS	RPI 1-25	RPI 26-50	W-L RECORDS	RPI 51-100	RPI 101-150	RPI 150+				
11- 12	0- 0	0- 2	OVERALL	0- 2	2- 4	9- 4				
6- 3	0- 0	0- 1	HOME	0- 0	2- 0	4- 2				
5- 9	0- 0	0- 1	AWAY	0- 2	0- 4	5- 2				
0- 0	0- 0	0- 0	NEUTRAL	0- 0	0- 0	0- 0				
3- 4	0- 0	0- 0	NON-CONFERENCE	0- 2	0- 2	3- 0				
1- 0	0- 0	0- 0	HOME	0- 0	0- 0	1- 0				
2- 4	0- 0	0- 0	AWAY	0- 2	0- 2	2- 0				
0- 0	0- 0	0- 0	NEUTRAL	0- 0	0- 0	0- 0				
8- 8	0- 0	0- 2	CONFERENCE	0- 0	2- 2	6- 4				
5- 3	0- 0	0- 1	HOME	0- 0	2- 0	3- 2				
3- 5	0- 0	0- 1	AWAY	0- 0	0- 2	3- 2				
0- 0	0- 0	0- 0	NEUTRAL	0- 0	0- 0	0- 0				

RPI 1-25				RPI 26-50				RPI 51-100				RPI 101+				Team's RPI: 180
RPI	S	Opponent	Score	RPI	S	Opponent	Score	RPI	S	Opponent	Score	RPI	S	Opponent	Score	
				41	A	Arkansas St.	80 94	84	A	Vanderbilt	43 97	111	A	Samford	69 73	
				41	H	Arkansas St.	81 101	100	A	Belmont	93 102	125	A	Little Rock	64 79	
												125	H	Little Rock	78 71	
												127	A	La.-Lafayette	53 56	
												146	A	UAB	67 89	
												149	H	UT Arlington	88 71	
												186	A	South Ala.	63 65	
												186	H	South Ala.	71 75	
												222	H	Texas St.	112 79	
												264	A	Georgia St.	97 90	
												264	H	Georgia St.	89 78	
												273	A	Appalachian St.	100 89	
												273	H	Appalachian St.	81 96	
												278	A	Alabama St.	73 59	
												280	A	Ga. Southern	81 66	
												280	H	Ga. Southern	84 68	
												289	A	La.-Monroe	73 77	
												309	A	Southeastern La.	100 90	
												317	H	Nicholls St.	104 51	
LAST 12 Division I GAMES:																
				273	A	Appalachian St.	100 89	273	H	Appalachian St.	81 96					
				186	A	South Ala.	63 65	186	H	South Ala.	71 75					
				264	H	Georgia St.	89 78	127	A	La.-Lafayette	53 56					
				280	H	Ga. Southern	84 68	289	A	La.-Monroe	73 77					
				41	A	Arkansas St.	80 94	222	H	Texas St.	112 79					
				125	A	Little Rock	64 79	149	H	UT Arlington	88 71					

Non-Div I Games: West Ala. 103 72 Fort Valley St. 118 72

Troy

Tulane

Through Games Of Feb. 23, 2016

Average RPI Win: 192		WON-LOST	WINNING	LAST 10	STRENGTH OF	OPP. STRENGTH	TEAM	ADJ.	CONF.	ADJ CONF.
Average RPI Loss: 44		RECORD	PCT. RANK	GAMES	SCHEDULE	OF SCHEDULE	RPI	RPI	RPI	RPI
DIV. I ONLY		19- 9	76	6- 4	117	84	85	85	9	9
DIV. I NON-CONF.		9- 3	69	0- 0	72	78	52	52	7	7
TOTALS		RPI 1-25	RPI 26-50		W-L RECORDS		RPI 51-100	RPI 101-150		RPI 150+
19- 9	0- 2	0- 3		OVERALL		2- 3	2- 1		15- 0	
12- 3	0- 1	0- 1		HOME		1- 1	2- 0		9- 0	
6- 4	0- 1	0- 1		AWAY		0- 1	0- 1		6- 0	
1- 2	0- 0	0- 1		NEUTRAL		1- 1	0- 0		0- 0	
9- 3	0- 1	0- 1		NON-CONFERENCE		2- 1	2- 0		5- 0	
7- 0	0- 0	0- 0		HOME		1- 0	2- 0		4- 0	
1- 1	0- 1	0- 0		AWAY		0- 0	0- 0		1- 0	
1- 2	0- 0	0- 1		NEUTRAL		1- 1	0- 0		0- 0	
10- 6	0- 1	0- 2		CONFERENCE		0- 2	0- 1		10- 0	
5- 3	0- 1	0- 1		HOME		0- 1	0- 0		5- 0	
5- 3	0- 0	0- 1		AWAY		0- 1	0- 1		5- 0	
0- 0	0- 0	0- 0		NEUTRAL		0- 0	0- 0		0- 0	

RPI S	Opponent	Score	RPI S	Opponent	Score	RPI S	Opponent	Score	RPI S	Opponent	Score
4	H UConn	38 96	28	N Green Bay	58 79	53	N Rutgers	51 75	104	A Memphis	67 83
17	A Florida St.	72 78	35	A South Fla.	65 77	58	H Saint Louis	66 58	123	H LSU	67 63
			35	H South Fla.	67 71	61	A Temple	67 72	125	H Little Rock	69 53
						61	H Temple	54 72	161	H McNeese St.	74 55
						92	N Virginia	67 62	162	H Southern U.	77 48
									165	A East Carolina	66 51
									165	H East Carolina	78 73
									166	A Ole Miss	61 59
									170	A SMU	54 42
									170	H SMU	76 64
									192	A Tulsa	71 47
									192	H Tulsa	61 42
									269	A UCF	65 53
									269	H UCF	75 54
									285	A Houston	59 56
									285	H Houston	70 48
									299	H UNCG	74 53
									300	H Jackson St.	92 49
LAST 12 Division I GAMES:											
61	A Temple	67 72	4	H UConn	38 96						
192	H Tulsa	61 42	61	H Temple	54 72						
269	A UCF	65 53	165	H East Carolina	78 73						
170	H SMU	76 64	170	A SMU	54 42						
35	A South Fla.	65 77	192	A Tulsa	71 47						
285	A Houston	59 56	35	H South Fla.	67 71						

Non-Div I Games:

Tulane

■ Loss,
 ■ Non-Conf, S Site,
 ■ Home
 ■ Away
 N Neutral

Average RPI Win: 188	WON-LOST	WINNING	LAST 10	STRENGTH OF	OPP. STRENGTH	TEAM	ADJ.	CONF.	ADJ CONF.
Average RPI Loss: 110	RECORD	PCT. RANK	GAMES	SCHEDULE	OF SCHEDULE	RPI	RPI	RPI	RPI
DIV. I ONLY	10- 17	249	4- 6	114	83	192	192	9	9
DIV. I NON-CONF.	3- 8	258	0- 0	90	72	204	204	7	7
TOTALS	RPI 1-25	RPI 26-50	W-L RECORDS	RPI 51-100	RPI 101-150	RPI 150+			
10- 17	0- 2	0- 2	OVERALL	0- 4	3- 4	7- 5			
5- 8	0- 1	0- 2	HOME	0- 1	0- 2	5- 2			
5- 7	0- 1	0- 0	AWAY	0- 3	3- 1	2- 2			
0- 2	0- 0	0- 0	NEUTRAL	0- 0	0- 1	0- 1			
3- 8	0- 0	0- 2	NON-CONFERENCE	0- 1	2- 3	1- 2			
1- 4	0- 0	0- 2	HOME	0- 0	0- 1	1- 1			
2- 2	0- 0	0- 0	AWAY	0- 1	2- 1	0- 0			
0- 2	0- 0	0- 0	NEUTRAL	0- 0	0- 1	0- 1			
7- 9	0- 2	0- 0	CONFERENCE	0- 3	1- 1	6- 3			
4- 4	0- 1	0- 0	HOME	0- 1	0- 1	4- 1			
3- 5	0- 1	0- 0	AWAY	0- 2	1- 0	2- 2			
0- 0	0- 0	0- 0	NEUTRAL	0- 0	0- 0	0- 0			

RPI	S	Opponent	Score	RPI	S	Opponent	Score	RPI	S	Opponent	Score	RPI	S	Opponent	Score	Team's RPI: 192
4	A	UConn	35 95	34	H	Oklahoma	62 75	58	A	Saint Louis	73 82	104	A	Memphis	65 59	
4	H	UConn	30 94	48	H	Kansas St.	67 75	61	A	Temple	46 66	104	H	Memphis	58 69	
								85	A	Tulane	42 61	106	A	UNI	59 75	
								85	H	Tulane	47 71	108	N	Drake	80 91	
												125	A	Little Rock	74 63	
												132	A	Arkansas	74 67	
												147	H	Oral Roberts	53 59	
												165	A	East Carolina	55 54	
												165	H	East Carolina	81 79	
												170	A	SMU	45 62	
												170	H	SMU	56 54	
												179	H	Grambling	79 51	
												184	N	George Mason	63 64	
												196	H	Cincinnati	53 55	
												210	H	Indiana St.	63 67	
												269	A	UCF	74 75	
												269	H	UCF	95 71	
												285	A	Houston	79 62	
												285	H	Houston	44 28	
LAST 12 Division I GAMES:																
85	A	Tulane	42 61	4	H	UConn	30 94									
170	A	SMU	45 62	104	H	Memphis	58 69									
269	H	UCF	95 71	285	A	Houston	79 62									
285	H	Houston	44 28	85	H	Tulane	47 71									
165	A	East Carolina	55 54	196	H	Cincinnati	53 55									
269	A	UCF	74 75	104	A	Memphis	65 59									

Non-Div I Games:

Tulsa

■ Loss,
 ■ Non-Conf,
 ■ S Site,
 ■ Home
 ■ A Away
 N Neutral

Average RPI Win:	205	WON-LOST	WINNING	LAST 10	STRENGTH OF	OPP. STRENGTH	TEAM	ADJ.	CONF.	ADJ CONF.
Average RPI Loss:	114	RECORD	PCT. RANK	GAMES	SCHEDULE	OF SCHEDULE	RPI	RPI	RPI	RPI
DIV. I ONLY	13- 12	157	5- 5	151	151	146	146	12	12	
DIV. I NON-CONF.	7- 4	110	0- 0	201	253	122	122	10	10	
TOTALS	RPI 1-25	RPI 26-50	W-L RECORDS	RPI 51-100	RPI 101-150	RPI 150+				
13- 12	0- 2	0- 2	OVERALL	1- 4	2- 0	10- 4				
9- 3	0- 0	0- 1	HOME	1- 1	2- 0	6- 1				
3- 8	0- 2	0- 0	AWAY	0- 3	0- 0	3- 3				
1- 1	0- 0	0- 1	NEUTRAL	0- 0	0- 0	1- 0				
7- 4	0- 1	0- 1	NON-CONFERENCE	0- 2	1- 0	6- 0				
5- 0	0- 0	0- 0	HOME	0- 0	1- 0	4- 0				
1- 3	0- 1	0- 0	AWAY	0- 2	0- 0	1- 0				
1- 1	0- 0	0- 1	NEUTRAL	0- 0	0- 0	1- 0				
6- 8	0- 1	0- 1	CONFERENCE	1- 2	1- 0	4- 4				
4- 3	0- 0	0- 1	HOME	1- 1	1- 0	2- 1				
2- 5	0- 1	0- 0	AWAY	0- 1	0- 0	2- 3				
0- 0	0- 0	0- 0	NEUTRAL	0- 0	0- 0	0- 0				

RPI 1-25				RPI 26-50				RPI 51-100				RPI 101+ Team's RPI: 146			
RPI	S	Opponent	Score	RPI	S	Opponent	Score	RPI	S	Opponent	Score	RPI	S	Opponent	Score
17	A	Florida St.	44 84	42	N	North Carolina St.	56 67	56	A	Auburn	71 85	111	H	Samford	61 41
25	A	UTEP	54 62	49	H	Western Ky.	49 63	70	A	Middle Tenn.	40 68	143	H	Old Dominion	58 55
								70	H	Middle Tenn.	72 77	151	H	Southern Miss.	53 49
								75	H	Charlotte	75 57	152	H	Marshall	61 64
								100	A	Belmont	62 63	172	H	Louisiana Tech	64 49
												180	H	Troy	89 67
												186	A	South Ala.	53 39
												189	A	Fla. Atlantic	67 62
												223	A	Rice	64 55
												224	A	North Texas	51 53
												250	N	High Point	56 46
												265	A	UTSA	52 54
												298	H	South Carolina St.	71 38
												302	A	FIU	61 72
												342	H	Ark.-Pine Bluff	82 32
												348	H	Mississippi Val.	80 33
LAST 12 Division I GAMES:															
70	H	Middle Tenn.	72 77	49	H	Western Ky.	49 63	224	A	North Texas	51 53				
172	H	Louisiana Tech	64 49	223	A	Rice	64 55	75	H	Charlotte	75 57				
151	H	Southern Miss.	53 49	143	H	Old Dominion	58 55	25	A	UTEP	54 62				
189	A	Fla. Atlantic	67 62												
302	A	FIU	61 72												
152	H	Marshall	61 64												

Non-Div I Games:

UAB

■ Loss,
■ Non-Conf,
■ S Site,
■ H Home
■ A Away
N Neutral

Average RPI Win:	253	WON-LOST	WINNING	LAST 10	STRENGTH OF	OPP. STRENGTH	TEAM	ADJ.	CONF.	ADJ CONF.
Average RPI Loss:	125	RECORD	PCT. RANK	GAMES	SCHEDULE	OF SCHEDULE	RPI	RPI	RPI	RPI
DIV. I ONLY	14- 11	134	5- 5	276	190	187	187	22	22	
DIV. I NON-CONF.	6- 6	160	0- 0	265	119	198	198	21	21	
TOTALS	RPI 1-25	RPI 26-50	W-L RECORDS	RPI 51-100	RPI 101-150	RPI 150+				
14- 11	0- 1	0- 1	OVERALL	1- 3	1- 2	12- 4				
6- 5	0- 1	0- 0	HOME	0- 1	1- 1	5- 2				
8- 4	0- 0	0- 0	AWAY	1- 2	0- 1	7- 1				
0- 2	0- 0	0- 1	NEUTRAL	0- 0	0- 0	0- 1				
6- 6	0- 1	0- 1	NON-CONFERENCE	1- 1	0- 0	5- 3				
1- 3	0- 1	0- 0	HOME	0- 0	0- 0	1- 2				
5- 1	0- 0	0- 0	AWAY	1- 1	0- 0	4- 0				
0- 2	0- 0	0- 1	NEUTRAL	0- 0	0- 0	0- 1				
8- 5	0- 0	0- 0	CONFERENCE	0- 2	1- 2	7- 1				
5- 2	0- 0	0- 0	HOME	0- 1	1- 1	4- 0				
3- 3	0- 0	0- 0	AWAY	0- 1	0- 1	3- 1				
0- 0	0- 0	0- 0	NEUTRAL	0- 0	0- 0	0- 0				

RPI 1-25				RPI 26-50				RPI 51-100				RPI 101+ Team's RPI: 187			
RPI	S	Opponent	Score	RPI	S	Opponent	Score	RPI	S	Opponent	Score	RPI	S	Opponent	Score
10	H	Stanford	45 74	47	N	Albany (NY)	70 80	54	A	UC Riverside	73 80	119	A	Hawaii	50 70
								54	H	UC Riverside	76 90	119	H	Hawaii	60 58
								59	A	St. Mary's (CA)	78 71	136	H	Long Beach St.	62 75
								78	A	Utah	58 88	155	H	Pacific	53 66
												169	H	Sacramento St.	77 92
												194	A	Cal Poly	75 57
												194	H	Cal Poly	82 71
												207	A	Utah Valley	59 55
												249	A	San Diego St.	65 54
												260	A	UC Santa Barbara	59 66
												260	H	UC Santa Barbara	80 51
												286	A	Portland	72 47
												295	N	Florida A&M	58 61
												301	A	CSUN	75 52
												315	A	Portland St.	82 70
												337	H	UC Irvine	74 61
												338	A	Cal St. Fullerton	63 59
												338	H	Cal St. Fullerton	80 56
												343	H	Air Force	66 40
LAST 12 Division I GAMES:															
54	H	UC Riverside	76 90	260	H	UC Santa Barbara	80 51								
119	A	Hawaii	50 70	136	H	Long Beach St.	62 75								
338	H	Cal St. Fullerton	80 56	194	A	Cal Poly	75 57								
194	H	Cal Poly	82 71	260	A	UC Santa Barbara	59 66								
338	A	Cal St. Fullerton	63 59	337	H	UC Irvine	74 61								
54	A	UC Riverside	73 80	119	H	Hawaii	60 58								

Non-Div I Games: Cal St. Monterey Ba91 36

UC Davis

■ Loss,
 ■ Non-Conf,
 ■ S Site,
 ■ Home
 ■ A Away
 N Neutral

Average RPI Win:	330	WON-LOST	WINNING	LAST 10	STRENGTH OF	OPP. STRENGTH	TEAM	ADJ.	CONF.	ADJ CONF.
Average RPI Loss:	178	RECORD	PCT. RANK	GAMES	SCHEDULE	OF SCHEDULE	RPI	RPI	RPI	RPI
DIV. I ONLY	3- 22	338	1- 9	310	165	337	337	22	22	
DIV. I NON-CONF.	2- 11	306	0- 0	290	61	317	317	21	21	
TOTALS	RPI 1-25	RPI 26-50	W-L RECORDS	RPI 51-100	RPI 101-150	RPI 150+				
3- 22	0- 1	0- 3	OVERALL	0- 1	0- 3	3- 14				
1- 9	0- 0	0- 1	HOME	0- 0	0- 2	1- 6				
2- 12	0- 0	0- 0	AWAY	0- 0	0- 0	2- 1				
0- 1	0- 0	0- 1	NEUTRAL	0- 0	0- 0	0- 0				
2- 11	0- 1	0- 3	NON-CONFERENCE	0- 0	0- 0	2- 7				
1- 3	0- 0	0- 1	HOME	0- 0	0- 0	1- 2				
1- 7	0- 1	0- 1	AWAY	0- 0	0- 0	1- 5				
0- 1	0- 0	0- 1	NEUTRAL	0- 0	0- 0	0- 0				
1- 11	0- 0	0- 0	CONFERENCE	0- 1	0- 3	1- 7				
0- 6	0- 0	0- 0	HOME	0- 0	0- 2	0- 4				
1- 5	0- 0	0- 0	AWAY	0- 1	0- 1	1- 3				
0- 0	0- 0	0- 0	NEUTRAL	0- 0	0- 0	0- 0				

RPI 1-25				RPI 26-50				RPI 51-100				RPI 101+ Team's RPI: 337			
RPI	S	Opponent	Score	RPI	S	Opponent	Score	RPI	S	Opponent	Score	RPI	S	Opponent	Score
9	A	UCLA	48 83	37	N	Princeton	42 83	54	A	UC Riverside	69 93	119	A	Hawaii	35 59
				43	A	Southern California	56 75					119	H	Hawaii	65 83
				45	H	St. John's (NY)	63 85					136	H	Long Beach St.	65 71
												169	A	Sacramento St.	78 126
												187	A	UC Davis	61 74
												194	A	Cal Poly	38 50
												194	H	Cal Poly	54 72
												198	A	San Jose St.	58 79
												214	A	UNLV	52 72
												230	H	Grand Canyon	53 58
												240	A	CSU Bakersfield	39 65
												241	A	Loyola Marymount	50 95
												260	H	UC Santa Barbara	62 80
												276	H	Northern Ariz.	55 71
												301	A	CSUN	48 62
												301	H	CSUN	64 83
												323	H	Nevada	68 64
												328	A	Southern Utah	63 58
												338	A	Cal St. Fullerton	62 58
												338	H	Cal St. Fullerton	53 66
LAST 12 Division I GAMES:															
338	H	Cal St. Fullerton	53 66	338	A	Cal St. Fullerton	62 58								
301	A	CSUN	48 62	119	H	Hawaii	65 83								
260	H	UC Santa Barbara	62 80	136	H	Long Beach St.	65 71								
194	A	Cal Poly	38 50	187	A	UC Davis	61 74								
119	A	Hawaii	35 59	194	H	Cal Poly	54 72								
301	H	CSUN	64 83	54	A	UC Riverside	69 93								

Non-Div I Games: San Diego Christian78 49

UC Irvine

■ Loss,
 ■ Non-Conf, S Site,
 ■ Home
 ■ Away
 N Neutral

Average RPI Win:	221	WON-LOST	WINNING	LAST 10	STRENGTH OF	OPP. STRENGTH	TEAM	ADJ.	CONF.	ADJ CONF.
Average RPI Loss:	47	RECORD	PCT. RANK	GAMES	SCHEDULE	OF SCHEDULE	RPI	RPI	RPI	RPI
DIV. I ONLY	19- 7	57	10- 0	103	182	54	54	22	22	
DIV. I NON-CONF.	7- 7	160	0- 0	58	64	93	93	21	21	
TOTALS	RPI 1-25	RPI 26-50	W-L RECORDS	RPI 51-100	RPI 101-150	RPI 150+				
19- 7	0- 3	0- 1	OVERALL	0- 2	4- 1	15- 0				
9- 1	0- 1	0- 0	HOME	0- 0	2- 0	7- 0				
9- 6	0- 2	0- 1	AWAY	0- 2	2- 1	7- 0				
1- 0	0- 0	0- 0	NEUTRAL	0- 0	0- 0	1- 0				
7- 7	0- 3	0- 1	NON-CONFERENCE	0- 2	1- 1	6- 0				
3- 1	0- 1	0- 0	HOME	0- 0	1- 0	2- 0				
3- 6	0- 2	0- 1	AWAY	0- 2	0- 1	3- 0				
1- 0	0- 0	0- 0	NEUTRAL	0- 0	0- 0	1- 0				
12- 0	0- 0	0- 0	CONFERENCE	0- 0	3- 0	9- 0				
6- 0	0- 0	0- 0	HOME	0- 0	1- 0	5- 0				
6- 0	0- 0	0- 0	AWAY	0- 0	2- 0	4- 0				
0- 0	0- 0	0- 0	NEUTRAL	0- 0	0- 0	0- 0				

RPI 1-25			RPI 26-50			RPI 51-100			Team's RPI: 54	RPI 101+		
RPI	S	Opponent	Score	RPI	S	Opponent	Score	RPI	S	Opponent	Score	
7	A	Oregon St.	65 86	32	A	Washington	43 78	60	A	Oregon	81 95	102 A San Francisco 76 88
9	H	UCLA	56 70					95	A	California	58 64	119 A Hawaii 77 74
25	A	UTEP	57 68									133 H Fresno St. 86 68
												136 A Long Beach St. 78 60
												136 H Long Beach St. 83 58
												187 A UC Davis 90 76
												187 H UC Davis 80 73
												194 A Cal Poly 75 62
												194 H Cal Poly 93 83
												205 N Southeast Mo. St. 85 67
												230 A Grand Canyon 85 67
												240 H CSU Bakersfield 81 61
												241 H Loyola Marymount 80 62
												249 A San Diego St. 85 68
												257 A Seattle 92 70
												260 A UC Santa Barbara 83 53
												260 H UC Santa Barbara 92 81
												301 H CSUN 83 76
												337 H UC Irvine 93 69
												338 A Cal St. Fullerton 90 43
LAST 12 Division I GAMES:												
187	A	UC Davis	90 76	194	H	Cal Poly	93 83					
136	H	Long Beach St.	83 58	260	H	UC Santa Barbara	92 81					
194	A	Cal Poly	75 62	119	A	Hawaii	77 74					
338	A	Cal St. Fullerton	90 43	136	A	Long Beach St.	78 60					
301	H	CSUN	83 76	260	A	UC Santa Barbara	83 53					
187	H	UC Davis	80 73	337	H	UC Irvine	93 69					

Non-Div I Games:

UC Riverside

■ Loss,
■ Non-Conf,
■ S Site,
■ Home
■ A Away
N Neutral

Average RPI Win:	282	WON-LOST	WINNING	LAST 10	STRENGTH OF	OPP. STRENGTH	TEAM	ADJ.	CONF.	ADJ CONF.
Average RPI Loss:	134	RECORD	PCT. RANK	GAMES	SCHEDULE	OF SCHEDULE	RPI	RPI	RPI	RPI
DIV. I ONLY	9- 17	261	5- 5	210	235	260	260	22	22	
DIV. I NON-CONF.	2- 11	306	0- 0	200	172	307	307	21	21	
TOTALS	RPI 1-25	RPI 26-50	W-L RECORDS	RPI 51-100	RPI 101-150	RPI 150+				
9- 17	0- 0	0- 0	OVERALL	0- 6	0- 6	9- 5				
6- 6	0- 0	0- 0	HOME	0- 2	0- 2	6- 2				
3- 11	0- 0	0- 0	AWAY	0- 4	0- 4	3- 3				
0- 0	0- 0	0- 0	NEUTRAL	0- 0	0- 0	0- 0				
2- 11	0- 0	0- 0	NON-CONFERENCE	0- 4	0- 3	2- 4				
2- 3	0- 0	0- 0	HOME	0- 1	0- 0	2- 2				
0- 8	0- 0	0- 0	AWAY	0- 3	0- 3	0- 2				
0- 0	0- 0	0- 0	NEUTRAL	0- 0	0- 0	0- 0				
7- 6	0- 0	0- 0	CONFERENCE	0- 2	0- 3	7- 1				
4- 3	0- 0	0- 0	HOME	0- 1	0- 2	4- 0				
3- 3	0- 0	0- 0	AWAY	0- 1	0- 1	3- 1				
0- 0	0- 0	0- 0	NEUTRAL	0- 0	0- 0	0- 0				

RPI 1-25			RPI 26-50			RPI 51-100			RPI 101+			Team's RPI: 260			
RPI	S	Opponent	Score	RPI	S	Opponent	Score	RPI	S	Opponent	Score				
								54	A	UC Riverside	81 92	119	H	Hawaii	62 63
								54	H	UC Riverside	53 83	123	A	LSU	50 68
								60	A	Oregon	51 79	127	A	La.-Lafayette	42 61
								64	A	Santa Clara	48 66	136	A	Long Beach St.	52 60
								64	H	Santa Clara	37 48	136	H	Long Beach St.	55 58
								73	A	Washington St.	44 61	137	A	Idaho	42 64
												187	A	UC Davis	51 80
												187	H	UC Davis	66 59
												194	H	Cal Poly	78 67
												208	H	UTRGV	60 62
												236	A	Wyoming	67 76
												240	H	CSU Bakersfield	61 60
												241	H	Loyola Marymount	63 70
												267	A	Pepperdine	69 71
												301	A	CSUN	65 49
												301	H	CSUN	70 58
												306	H	Morehead St.	93 78
												337	A	UC Irvine	80 62
												338	A	Cal St. Fullerton	65 47
												338	H	Cal St. Fullerton	79 49
LAST 12 Division I GAMES:															
				136	H	Long Beach St.	55 58					187	A	UC Davis	51 80
				301	H	CSUN	70 58					54	A	UC Riverside	81 92
				136	A	Long Beach St.	52 60					187	H	UC Davis	66 59
				337	A	UC Irvine	80 62					301	A	CSUN	65 49
				119	H	Hawaii	62 63					338	A	Cal St. Fullerton	65 47
				338	H	Cal St. Fullerton	79 49					54	H	UC Riverside	53 83

Non-Div I Games: La Verne 89 41

UC Santa Barbara

■ Loss,
 ■ Non-Conf,
 ■ S Site,
 ■ Home
 ■ A Away
 N Neutral

Average RPI Win:	232	WON-LOST	WINNING	LAST 10	STRENGTH OF	OPP. STRENGTH	TEAM	ADJ.	CONF.	ADJ CONF.
Average RPI Loss:	119	RECORD	PCT. RANK	GAMES	SCHEDULE	OF SCHEDULE	RPI	RPI	RPI	RPI
DIV. I ONLY	7- 21	296	3- 7	155	90	269	269	9	9	
DIV. I NON-CONF.	3- 8	258	0- 0	160	156	256	256	7	7	
TOTALS	RPI 1-25	RPI 26-50	W-L RECORDS	RPI 51-100	RPI 101-150	RPI 150+				
7- 21	0- 3	0- 3	OVERALL	0- 3	0- 4	7- 8				
5- 10	0- 1	0- 2	HOME	0- 2	0- 2	5- 3				
2- 10	0- 1	0- 1	AWAY	0- 1	0- 2	2- 5				
0- 1	0- 1	0- 0	NEUTRAL	0- 0	0- 0	0- 0				
3- 8	0- 2	0- 1	NON-CONFERENCE	0- 0	0- 2	3- 3				
2- 4	0- 1	0- 1	HOME	0- 0	0- 1	2- 1				
1- 3	0- 0	0- 0	AWAY	0- 0	0- 1	1- 2				
0- 1	0- 1	0- 0	NEUTRAL	0- 0	0- 0	0- 0				
4- 13	0- 1	0- 2	CONFERENCE	0- 3	0- 2	4- 5				
3- 6	0- 0	0- 1	HOME	0- 2	0- 1	3- 2				
1- 7	0- 1	0- 1	AWAY	0- 1	0- 1	1- 3				
0- 0	0- 0	0- 0	NEUTRAL	0- 0	0- 0	0- 0				

RPI 1-25				RPI 26-50				RPI 51-100				RPI 101+ Team's RPI: 269			
RPI	S	Opponent	Score	RPI	S	Opponent	Score	RPI	S	Opponent	Score	RPI	S	Opponent	Score
4	A	UConn	51 106	35	A	South Fla.	63 108	61	H	Temple	63 71	104	A	Memphis	59 75
19	H	Oklahoma St.	55 74	35	H	South Fla.	49 88	85	A	Tulane	54 75	104	H	Memphis	52 69
21	N	Florida	79 93	45	H	St. John's (NY)	42 70	85	H	Tulane	53 65	129	A	Akron	54 74
												138	H	Buffalo	60 66
												165	H	East Carolina	56 71
												170	A	SMU	50 65
												170	H	SMU	66 54
												183	H	Butler	63 71
												186	A	South Ala.	77 36
												190	A	Stetson	68 83
												192	A	Tulsa	71 95
												192	H	Tulsa	75 74
												196	A	Cincinnati	80 60
												196	H	Cincinnati	50 68
												259	A	Omaha	60 75
												285	A	Houston	55 64
												285	H	Houston	65 62
												295	H	Florida A&M	93 55
												302	H	FIU	89 72
LAST 12 Division I GAMES:															
285	H	Houston	65 62	285	A	Houston	55 64								
170	H	SMU	66 54	192	H	Tulsa	75 74								
85	H	Tulane	53 65	104	A	Memphis	59 75								
192	A	Tulsa	71 95	35	H	South Fla.	49 88								
104	H	Memphis	52 69	4	A	UConn	51 106								
170	A	SMU	50 65	196	A	Cincinnati	80 60								

Non-Div I Games:

UCF

■ Loss,
■ Non-Conf,
■ S Site,
■ H Home
■ A Away
N Neutral

Average RPI Win:	98	WON-LOST	WINNING	LAST 10	STRENGTH OF	OPP. STRENGTH	TEAM	ADJ.	CONF.	ADJ CONF.
Average RPI Loss:	27	RECORD	PCT. RANK	GAMES	SCHEDULE	OF SCHEDULE	RPI	RPI	RPI	RPI
DIV. I ONLY	20- 7	47	8- 2	3	1	9	9	1	1	
DIV. I NON-CONF.	8- 2	51	0- 0	16	16	11	11	1	1	
TOTALS	RPI 1-25	RPI 26-50	W-L RECORDS	RPI 51-100	RPI 101-150	RPI 150+				
20- 7	2- 4	4- 2	OVERALL	8- 1	1- 0	5- 0				
11- 1	2- 1	4- 0	HOME	3- 0	0- 0	2- 0				
8- 5	0- 0	0- 0	AWAY	5- 0	1- 0	2- 0				
1- 1	0- 1	0- 0	NEUTRAL	0- 0	0- 0	1- 0				
8- 2	0- 2	2- 0	NON-CONFERENCE	2- 0	0- 0	4- 0				
4- 1	0- 1	2- 0	HOME	0- 0	0- 0	2- 0				
3- 0	0- 0	0- 0	AWAY	2- 0	0- 0	1- 0				
1- 1	0- 1	0- 0	NEUTRAL	0- 0	0- 0	1- 0				
12- 5	2- 2	2- 2	CONFERENCE	6- 1	1- 0	1- 0				
7- 0	2- 0	2- 0	HOME	3- 0	0- 0	0- 0				
5- 5	0- 2	0- 2	AWAY	3- 1	1- 0	1- 0				
0- 0	0- 0	0- 0	NEUTRAL	0- 0	0- 0	0- 0				

RPI	S	Opponent	Score	RPI	S	Opponent	Score	RPI	S	Opponent	Score	RPI	S	Opponent	Score
1	N	Notre Dame	84 92	32	A	Washington	56 64	54	A	UC Riverside	70 56	134	A	Arizona	73 39
2	H	South Carolina	65 68	32	H	Washington	63 59	60	A	Oregon	77 72	169	A	Sacramento St.	109 76
7	A	Oregon St.	54 64	40	H	James Madison	90 61	60	H	Oregon	80 69	172	N	Louisiana Tech	68 57
7	H	Oregon St.	71 51	43	A	Southern California	68 71	62	A	Michigan	86 77	176	A	Colorado	82 64
8	A	Arizona St.	61 65	43	H	Southern California	78 73	73	A	Washington St.	75 73	240	H	CSU Bakersfield	82 68
10	H	Stanford	56 36	45	H	St. John's (NY)	73 58	73	H	Washington St.	73 61	337	H	UC Irvine	83 48
								78	A	Utah	69 63				
								95	A	California	104 108				
								95	H	California	75 56				
LAST 12 Division I GAMES:															
		7	A	Oregon St.	54	64				78	A	Utah	69	63	
		60	A	Oregon	77	72				176	A	Colorado	82	64	
		32	H	Washington	63	59				10	H	Stanford	56	36	
		73	H	Washington St.	73	61				95	H	California	75	56	
		134	A	Arizona	73	39				73	A	Washington St.	75	73	
		8	A	Arizona St.	61	65				32	A	Washington	56	64	

Non-Div I Games:

UCLA

■ Loss,
■ Non-Conf, S Site,
■ Home
■ Away
N Neutral

Average RPI Win:	113	WON-LOST	WINNING	LAST 10	STRENGTH OF	OPP. STRENGTH	TEAM	ADJ.	CONF.	ADJ CONF.
Average RPI Loss:	0	RECORD	PCT. RANK	GAMES	SCHEDULE	OF SCHEDULE	RPI	RPI	RPI	RPI
DIV. I ONLY	26- 0	1	10- 0	33	26	4	4	9	9	
DIV. I NON-CONF.	11- 0	1	1- 0	1	1	1	1	7	7	
TOTALS	RPI 1-25	RPI 26-50	W-L RECORDS	RPI 51-100	RPI 101-150	RPI 150+				
26- 0	6- 0	2- 0	OVERALL	5- 0	3- 0	10- 0				
10- 0	1- 0	1- 0	HOME	2- 0	2- 0	4- 0				
14- 0	3- 0	1- 0	AWAY	3- 0	1- 0	6- 0				
2- 0	2- 0	0- 0	NEUTRAL	0- 0	0- 0	0- 0				
11- 0	6- 0	1- 0	NON-CONFERENCE	2- 0	1- 0	1- 0				
4- 0	1- 0	1- 0	HOME	1- 0	1- 0	0- 0				
5- 0	3- 0	0- 0	AWAY	1- 0	0- 0	1- 0				
2- 0	2- 0	0- 0	NEUTRAL	0- 0	0- 0	0- 0				
15- 0	0- 0	1- 0	CONFERENCE	3- 0	2- 0	9- 0				
6- 0	0- 0	0- 0	HOME	1- 0	1- 0	4- 0				
9- 0	0- 0	1- 0	AWAY	2- 0	1- 0	5- 0				
0- 0	0- 0	0- 0	NEUTRAL	0- 0	0- 0	0- 0				

RPI 1-25				RPI 26-50				RPI 51-100				RPI 101+			
RPI	S	Opponent	Score	RPI	S	Opponent	Score	RPI	S	Opponent	Score	RPI	S	Opponent	Score
1	H	Notre Dame	91 81	35	A	South Fla.	75 59	51	A	Chattanooga	79 31	104	A	Memphis	86 46
2	A	South Carolina	66 54	48	H	Kansas St.	97 57	61	A	Temple	85 60	104	H	Memphis	83 40
5	A	Ohio St.	100 56					61	H	Temple	104 49	123	H	LSU	86 40
11	N	Maryland	83 73					82	H	Nebraska	88 46	165	A	East Carolina	84 41
17	N	Florida St.	73 49					85	A	Tulane	96 38	165	H	East Carolina	92 46
22	A	DePaul	86 70									170	A	SMU	90 37
												192	A	Tulsa	94 30
												192	H	Tulsa	95 35
												196	A	Cincinnati	107 45
												196	H	Cincinnati	88 34
												269	H	UCF	106 51
												285	A	Houston	76 37
												307	A	Colgate	94 50
LAST 12 Division I GAMES:															
165	A	East Carolina	84 41	104	H	Memphis	83 40								
196	H	Cincinnati	88 34	192	A	Tulsa	94 30								
61	A	Temple	85 60	170	A	SMU	90 37								
2	A	South Carolina	66 54	269	H	UCF	106 51								
165	H	East Carolina	92 46	61	H	Temple	104 49								
85	A	Tulane	96 38	104	A	Memphis	86 46								

Non-Div I Games:

UConn

■ Loss,
 ■ Non-Conf, S Site,
 ■ Home
 ■ Away
 N Neutral

Average RPI Win:	254	WON-LOST	WINNING	LAST 10	STRENGTH OF	OPP. STRENGTH	TEAM	ADJ.	CONF.	ADJ CONF.
Average RPI Loss:	125	RECORD	PCT. RANK	GAMES	SCHEDULE	OF SCHEDULE	RPI	RPI	RPI	RPI
DIV. I ONLY	17- 10	94	7- 3	259	216	157	157	15	15	
DIV. I NON-CONF.	9- 4	95	0- 0	297	239	160	160	18	18	
TOTALS	RPI 1-25	RPI 26-50	W-L RECORDS	RPI 51-100	RPI 101-150	RPI 150+				
17- 10	0- 0	0- 3	OVERALL	1- 2	1- 2	15- 3				
8- 5	0- 0	0- 2	HOME	1- 1	0- 1	7- 1				
8- 5	0- 0	0- 1	AWAY	0- 1	1- 1	7- 2				
1- 0	0- 0	0- 0	NEUTRAL	0- 0	0- 0	1- 0				
9- 4	0- 0	0- 1	NON-CONFERENCE	1- 0	0- 1	8- 2				
4- 2	0- 0	0- 1	HOME	1- 0	0- 0	3- 1				
4- 2	0- 0	0- 0	AWAY	0- 0	0- 1	4- 1				
1- 0	0- 0	0- 0	NEUTRAL	0- 0	0- 0	1- 0				
8- 6	0- 0	0- 2	CONFERENCE	0- 2	1- 1	7- 1				
4- 3	0- 0	0- 1	HOME	0- 1	0- 1	4- 0				
4- 3	0- 0	0- 1	AWAY	0- 1	1- 0	3- 1				
0- 0	0- 0	0- 0	NEUTRAL	0- 0	0- 0	0- 0				

RPI S	Opponent	Score	RPI S	Opponent	Score	RPI S	Opponent	Score	RPI S	Opponent	Score	Team's RPI: 157
30	H Penn	46 81	71	A Maine	55 65	105	A Saint Joseph's	45 104				
47	A Albany (NY)	39 63	71	H Maine	38 72	144	A Stony Brook	69 65				
47	H Albany (NY)	42 77	89	H Bucknell	65 52	144	H Stony Brook	60 69				
						216	A Hartford	57 65				
						216	H Hartford	58 51				
						234	H Columbia	68 70				
						238	A New Hampshire	65 55				
						244	A Morgan St.	65 46				
						246	H Binghamton	62 51				
						252	A Loyola Maryland	52 46				
						254	A Coppin St.	68 61				
						272	H American	47 46				
						275	H La Salle	60 29				
						281	A Towson	51 61				
						283	A UMES	55 52				
						284	H Rider	58 53				
						284	N Rider	67 58				
						296	A Vermont	74 60				
						296	H Vermont	85 48				
						321	A UMass Lowell	68 44				
						321	H UMass Lowell	68 52				
LAST 12 Division I GAMES:												
296	A Vermont	74 60	238	A New Hampshire	65 55							
216	H Hartford	58 51	246	H Binghamton	62 51							
321	H UMass Lowell	68 52	216	A Hartford	57 65							
144	A Stony Brook	69 65	321	A UMass Lowell	68 44							
71	H Maine	38 72	144	H Stony Brook	60 69							
47	A Albany (NY)	39 63	71	A Maine	55 65							

Non-Div I Games:

UMBC

■ Loss,
 ■ Non-Conf,
 ■ S Site,
 ■ H Home
 ■ A Away
 N Neutral

UMES				STRENGTH OF SCHEDULE	OPP. STRENGTH OF SCHEDULE	TEAM RPI	ADJ. RPI	CONF. RPI	ADJ CONF. RPI
Average RPI Win:	286	WON-LOST RECORD	WINNING PCT. RANK						
Average RPI Loss:	192		LAST 10 GAMES						
DIV. I ONLY	9- 16	254	5- 3	277	324	283	283	31	31
DIV. I NON-CONF.	1- 10	330	0- 0	75	203	280	280	30	30
TOTALS	RPI 1-25	RPI 26-50	W-L RECORDS	RPI 51-100	RPI 101-150	RPI 150+			
9- 16	0- 2	0- 0	OVERALL	0- 2	0- 3	9- 9			
5- 8	0- 1	0- 0	HOME	0- 1	0- 2	5- 4			
4- 8	0- 1	0- 0	AWAY	0- 1	0- 1	4- 5			
0- 0	0- 0	0- 0	NEUTRAL	0- 0	0- 0	0- 0			
1- 10	0- 2	0- 0	NON-CONFERENCE	0- 2	0- 2	1- 4			
1- 5	0- 1	0- 0	HOME	0- 1	0- 1	1- 2			
0- 5	0- 1	0- 0	AWAY	0- 1	0- 1	0- 2			
0- 0	0- 0	0- 0	NEUTRAL	0- 0	0- 0	0- 0			
8- 6	0- 0	0- 0	CONFERENCE	0- 0	0- 1	8- 5			
4- 3	0- 0	0- 0	HOME	0- 0	0- 1	4- 2			
4- 3	0- 0	0- 0	AWAY	0- 0	0- 0	4- 3			
0- 0	0- 0	0- 0	NEUTRAL	0- 0	0- 0	0- 0			

RPI 1-25				RPI 26-50				RPI 51-100				RPI 101+ Team's RPI: 283			
RPI	S	Opponent	Score	RPI	S	Opponent	Score	RPI	S	Opponent	Score	RPI	S	Opponent	Score
11	H	Maryland	30 106					80	A	VCU	39 63	143	H	Old Dominion	52 69
18	A	Duquesne	59 95					94	H	Georgetown	60 71	148	A	Xavier	56 61
												150	H	Hampton	55 76
												157	H	UMBC	52 55
												158	A	Northeastern	49 60
												202	H	USC Upstate	78 59
												235	A	N.C. A&T	56 50
												244	H	Morgan St.	69 77
												254	A	Coppin St.	54 61
												255	H	Bethune-Cookman	76 71
												293	A	Savannah St.	42 60
												295	H	Florida A&M	61 47
												298	A	South Carolina St.	63 56
												298	H	South Carolina St.	61 55
												299	A	UNCG	51 71
												329	A	Delaware St.	70 61
												330	H	Mt. St. Mary's	50 57
												333	A	Howard	79 57
												333	H	Howard	62 59
												347	H	Norfolk St.	63 74
												349	A	N.C. Central	46 49
LAST 12 Division I GAMES:															
295	H	Florida A&M	61 47	333	H	Howard	62 59								
298	H	South Carolina St.	61 55	254	A	Coppin St.	54 61								
333	A	Howard	79 57	255	H	Bethune-Cookman	76 71								
329	A	Delaware St.	70 61	298	A	South Carolina St.	63 56								
347	H	Norfolk St.	63 74	293	A	Savannah St.	42 60								
150	H	Hampton	55 76	244	H	Morgan St.	69 77								

Non-Div I Games: Cheyney 76 46

UMES

Loss, Non-Conf, S Site, H Home A Away N Neutral

Average RPI Win:	242	WON-LOST	WINNING	LAST 10	STRENGTH OF	OPP. STRENGTH	TEAM	ADJ.	CONF.	ADJ CONF.
Average RPI Loss:	220	RECORD	PCT. RANK	GAMES	SCHEDULE	OF SCHEDULE	RPI	RPI	RPI	RPI
DIV. I ONLY	7- 16	276	3- 7	332	248	303	303	25	25	
DIV. I NON-CONF.	3- 8	258	0- 0	326	256	314	314	25	25	
TOTALS	RPI 1-25	RPI 26-50	W-L RECORDS	RPI 51-100	RPI 101-150	RPI 150+				
7- 16	0- 0	0- 0	OVERALL	0- 1	0- 1	7- 14				
2- 8	0- 0	0- 0	HOME	0- 1	0- 0	2- 7				
5- 8	0- 0	0- 0	AWAY	0- 0	0- 1	5- 7				
0- 0	0- 0	0- 0	NEUTRAL	0- 0	0- 0	0- 0				
3- 8	0- 0	0- 0	NON-CONFERENCE	0- 0	0- 1	3- 7				
1- 3	0- 0	0- 0	HOME	0- 0	0- 0	1- 3				
2- 5	0- 0	0- 0	AWAY	0- 0	0- 1	2- 4				
0- 0	0- 0	0- 0	NEUTRAL	0- 0	0- 0	0- 0				
4- 8	0- 0	0- 0	CONFERENCE	0- 1	0- 0	4- 7				
1- 5	0- 0	0- 0	HOME	0- 1	0- 0	1- 4				
3- 3	0- 0	0- 0	AWAY	0- 0	0- 0	3- 3				
0- 0	0- 0	0- 0	NEUTRAL	0- 0	0- 0	0- 0				

RPI 1-25	RPI 26-50	RPI 51-100	RPI 101+	Team's RPI: 303
RPI S Opponent Score	RPI S Opponent Score	RPI S Opponent Score	RPI S Opponent Score	
		93 H New Mexico St. 62 68	114 A Northwestern 38 80	
			164 H SIUE 58 63	
			173 A Milwaukee 48 70	
			205 A Southeast Mo. St. 65 78	
			207 A Utah Valley 71 79	
			207 H Utah Valley 44 58	
			208 A UTRGV 59 57	
			208 H UTRGV 53 62	
			210 H Indiana St. 47 77	
			217 A Kansas 47 44	
			230 A Grand Canyon 63 57	
			230 H Grand Canyon 59 68	
			240 A CSU Bakersfield 56 40	
			240 H CSU Bakersfield 68 78	
			244 A Morgan St. 59 50	
			257 A Seattle 63 69	
			257 H Seattle 64 43	
			259 A Omaha 42 57	
			281 A Towson 47 70	
			297 H Denver 68 58	
			327 H North Florida 55 62	
			340 A Chicago St. 72 77	
LAST 12 Division I GAMES:				
207 H Utah Valley 44 58	230 A Grand Canyon 63 57			
230 H Grand Canyon 59 68	207 A Utah Valley 71 79			
208 A UTRGV 59 57	208 H UTRGV 53 62			
257 H Seattle 64 43	93 H New Mexico St. 62 68			
240 H CSU Bakersfield 68 78	240 A CSU Bakersfield 56 40			
340 A Chicago St. 72 77	257 A Seattle 63 69			

Non-Div I Games: Stephens College 76 46 Bethany (KS) 64 51

UMKC

Loss, Non-Conf, S Site, H Home A Away N Neutral

Average RPI Win:	298	WON-LOST	WINNING	LAST 10	STRENGTH OF	OPP. STRENGTH	TEAM	ADJ.	CONF.	ADJ CONF.
Average RPI Loss:	180	RECORD	PCT. RANK	GAMES	SCHEDULE	OF SCHEDULE	RPI	RPI	RPI	RPI
DIV. I ONLY	4- 23	330	1- 9	243	240	321	321	15	15	
DIV. I NON-CONF.	3- 9	272	0- 0	268	285	294	294	18	18	
TOTALS	RPI 1-25	RPI 26-50	W-L RECORDS	RPI 51-100	RPI 101-150	RPI 150+				
4- 23	0- 1	0- 2	OVERALL	0- 2	0- 3	4- 15				
2- 10	0- 0	0- 1	HOME	0- 1	0- 1	2- 7				
2- 13	0- 0	0- 0	AWAY	0- 0	0- 0	2- 0				
0- 0	0- 0	0- 0	NEUTRAL	0- 0	0- 0	0- 0				
3- 9	0- 1	0- 1	NON-CONFERENCE	0- 0	0- 1	3- 6				
2- 2	0- 0	0- 0	HOME	0- 0	0- 0	2- 2				
1- 7	0- 1	0- 1	AWAY	0- 0	0- 1	1- 4				
0- 0	0- 0	0- 0	NEUTRAL	0- 0	0- 0	0- 0				
1- 14	0- 0	0- 1	CONFERENCE	0- 2	0- 2	1- 9				
0- 8	0- 0	0- 1	HOME	0- 1	0- 1	0- 5				
1- 6	0- 0	0- 0	AWAY	0- 1	0- 1	1- 4				
0- 0	0- 0	0- 0	NEUTRAL	0- 0	0- 0	0- 0				

RPI 1-25				RPI 26-50				RPI 51-100				RPI 101+ Team's RPI: 321			
RPI	S	Opponent	Score	RPI	S	Opponent	Score	RPI	S	Opponent	Score	RPI	S	Opponent	Score
11	A	Maryland	53 102	26	A	Miami (FL)	53 84	71	A	Maine	44 74	118	A	Boston College	55 66
				47	H	Albany (NY)	55 85	71	H	Maine	46 73	144	A	Stony Brook	46 60
												144	H	Stony Brook	50 64
												157	A	UMBC	52 68
												157	H	UMBC	44 68
												209	A	Rhode Island	64 72
												216	A	Hartford	59 72
												216	H	Hartford	70 75
												221	A	Massachusetts	58 84
												234	H	Columbia	57 67
												238	A	New Hampshire	61 65
												238	H	New Hampshire	55 63
												239	H	Holy Cross	75 67
												245	H	Bryant	64 83
												246	A	Binghamton	52 55
												246	H	Binghamton	70 75
												288	A	Central Conn. St.	53 64
												296	A	Vermont	68 66
												296	H	Vermont	51 59
												302	A	FIU	68 71
												310	A	Fairleigh Dickinson	78 67
												345	H	Boston U.	70 57
LAST 12 Division I GAMES:															
246	A	Binghamton	52 55	216	H	Hartford	70 75								
238	H	New Hampshire	55 63	47	H	Albany (NY)	55 85								
157	A	UMBC	52 68	246	H	Binghamton	70 75								
71	H	Maine	46 73	238	A	New Hampshire	61 65								
296	A	Vermont	68 66	296	H	Vermont	51 59								
144	A	Stony Brook	46 60	157	H	UMBC	44 68								

Non-Div I Games:

UMass Lowell

UNC Asheville

Through Games Of Feb. 23, 2016

Average RPI Win:	260	WON-LOST	WINNING	LAST 10	STRENGTH OF	OPP. STRENGTH	TEAM	ADJ.	CONF.	ADJ CONF.
Average RPI Loss:	180	RECORD	PCT. RANK	GAMES	SCHEDULE	OF SCHEDULE	RPI	RPI	RPI	RPI
DIV. I ONLY	19- 5	30	8- 2	324	290	122	122	26	26	
DIV. I NON-CONF.	5- 2	86	0- 0	340	286	186	186	29	29	
TOTALS	RPI 1-25	RPI 26-50	W-L RECORDS	RPI 51-100	RPI 101-150	RPI 150+				
19- 5	0- 0	0- 0	OVERALL	0- 0	1- 1	18- 4				
9- 1	0- 0	0- 0	HOME	0- 0	1- 0	8- 1				
10- 4	0- 0	0- 0	AWAY	0- 0	0- 0	10- 0				
0- 0	0- 0	0- 0	NEUTRAL	0- 0	0- 0	0- 0				
5- 2	0- 0	0- 0	NON-CONFERENCE	0- 0	0- 0	5- 2				
3- 0	0- 0	0- 0	HOME	0- 0	0- 0	3- 0				
2- 2	0- 0	0- 0	AWAY	0- 0	0- 0	2- 2				
0- 0	0- 0	0- 0	NEUTRAL	0- 0	0- 0	0- 0				
14- 3	0- 0	0- 0	CONFERENCE	0- 0	1- 1	13- 2				
6- 1	0- 0	0- 0	HOME	0- 0	1- 0	5- 1				
8- 2	0- 0	0- 0	AWAY	0- 0	0- 1	8- 1				
0- 0	0- 0	0- 0	NEUTRAL	0- 0	0- 0	0- 0				

RPI 1-25			RPI 26-50			RPI 51-100			RPI 101+ Team's RPI: 122		
RPI	S	Opponent	Score	RPI	S	Opponent	Score	RPI	S	Opponent	Score
								112	A	Liberty	53 71
								112	H	Liberty	56 51
								159	A	ETSU	68 74
								191	A	Gardner-Webb	51 57
								191	H	Gardner-Webb	56 58
								197	A	Radford	54 46
								197	H	Radford	58 48
								202	H	USC Upstate	68 59
								225	A	Presbyterian	72 63
								225	H	Presbyterian	68 59
								227	H	Furman	84 71
								248	A	Clemson	49 67
								250	A	High Point	82 81
								268	A	Coastal Caro.	63 52
								268	H	Coastal Caro.	77 69
								291	A	Campbell	72 58
								292	A	Charleston So.	58 50
								299	H	UNCG	95 52
								305	A	Wofford	70 63
								311	A	Western Caro.	67 45
								318	A	Winthrop	67 59
								318	H	Winthrop	63 55
								320	A	Longwood	61 54
								320	H	Longwood	81 42
LAST 12 Division I GAMES:											
191	A	Gardner-Webb	51 57	197	A	Radford	54 46				
197	H	Radford	58 48	225	H	Presbyterian	68 59				
112	H	Liberty	56 51	250	A	High Point	82 81				
320	A	Longwood	61 54	191	H	Gardner-Webb	56 58				
268	H	Coastal Caro.	77 69	320	H	Longwood	81 42				
318	A	Winthrop	67 59	292	A	Charleston So.	58 50				

Non-Div I Games: Montreat 89 41 Warren Wilson 108 47

UNC Asheville

Loss, Non-Conf, S Site, H Home A Away N Neutral

Average RPI Win:	302	WON-LOST	WINNING	LAST 10	STRENGTH OF	OPP. STRENGTH	TEAM	ADJ.	CONF.	ADJ CONF.
Average RPI Loss:	164	RECORD	PCT. RANK	GAMES	SCHEDULE	OF SCHEDULE	RPI	RPI	RPI	RPI
DIV. I ONLY	6- 19	298	0- 10	215	268	299	299	17	17	
DIV. I NON-CONF.	6- 6	160	0- 0	247	335	208	208	15	15	
TOTALS	RPI 1-25	RPI 26-50	W-L RECORDS	RPI 51-100	RPI 101-150	RPI 150+				
6- 19	0- 1	0- 0	OVERALL	0- 3	0- 5	6- 10				
4- 7	0- 0	0- 0	HOME	0- 1	0- 2	4- 4				
1- 12	0- 1	0- 0	AWAY	0- 2	0- 3	1- 6				
1- 0	0- 0	0- 0	NEUTRAL	0- 0	0- 0	1- 0				
6- 6	0- 1	0- 0	NON-CONFERENCE	0- 1	0- 1	6- 3				
4- 1	0- 0	0- 0	HOME	0- 0	0- 0	4- 1				
1- 5	0- 1	0- 0	AWAY	0- 1	0- 1	1- 2				
1- 0	0- 0	0- 0	NEUTRAL	0- 0	0- 0	1- 0				
0- 13	0- 0	0- 0	CONFERENCE	0- 2	0- 4	0- 7				
0- 6	0- 0	0- 0	HOME	0- 1	0- 2	0- 3				
0- 7	0- 0	0- 0	AWAY	0- 1	0- 2	0- 4				
0- 0	0- 0	0- 0	NEUTRAL	0- 0	0- 0	0- 0				

RPI 1-25				RPI 26-50				RPI 51-100				RPI 101+ Team's RPI: 299			
RPI	S	Opponent	Score	RPI	S	Opponent	Score	RPI	S	Opponent	Score	RPI	S	Opponent	Score
2	A	South Carolina	44 92					51	A	Chattanooga	61 72	110	A	Mercer	47 81
								51	H	Chattanooga	53 74	110	H	Mercer	78 86
								85	A	Tulane	53 74	111	A	Samford	49 80
												111	H	Samford	52 57
												122	A	UNC Asheville	52 95
												159	A	ETSU	73 89
												159	H	ETSU	77 80
												191	A	Gardner-Webb	57 59
												202	A	USC Upstate	61 84
												227	A	Furman	71 85
												227	H	Furman	59 75
												250	H	High Point	82 72
												274	H	Tennessee Tech	64 73
												277	N	Cleveland St.	55 51
												283	H	UMES	71 51
												305	A	Wofford	64 104
												305	H	Wofford	56 58
												311	A	Western Caro.	72 84
												320	H	Longwood	81 60
												335	A	New Orleans	81 79
												349	H	N.C. Central	103 56
LAST 12 Division I GAMES:															
305	A	Wofford	64 104	311	A	Western Caro.	72 84								
227	A	Furman	71 85	227	H	Furman	59 75								
159	H	ETSU	77 80	305	H	Wofford	56 58								
51	H	Chattanooga	53 74	51	A	Chattanooga	61 72								
110	A	Mercer	47 81	159	A	ETSU	73 89								
111	A	Samford	49 80	111	H	Samford	52 57								

Non-Div I Games: Barton 82 55 Pfeiffer 71 52 Francis Marion 63 66

UNCG

Loss, Non-Conf, S Site, H Home A Away N Neutral

Average RPI Win:	262	WON-LOST	WINNING	LAST 10	STRENGTH OF	OPP. STRENGTH	TEAM	ADJ.	CONF.	ADJ CONF.
Average RPI Loss:	116	RECORD	PCT. RANK	GAMES	SCHEDULE	OF SCHEDULE	RPI	RPI	RPI	RPI
DIV. I ONLY	6- 19	298	2- 8	129	157	256	256	13	13	
DIV. I NON-CONF.	3- 7	248	0- 0	145	218	221	221	11	11	
TOTALS	RPI 1-25	RPI 26-50	W-L RECORDS	RPI 51-100	RPI 101-150	RPI 150+				
6- 19	0- 0	0- 2	OVERALL	0- 9	1- 0	5- 8				
3- 9	0- 0	0- 1	HOME	0- 4	1- 0	2- 4				
3- 10	0- 0	0- 1	AWAY	0- 5	0- 0	3- 4				
0- 0	0- 0	0- 0	NEUTRAL	0- 0	0- 0	0- 0				
3- 7	0- 0	0- 1	NON-CONFERENCE	0- 3	1- 0	2- 3				
1- 4	0- 0	0- 1	HOME	0- 1	1- 0	0- 2				
2- 3	0- 0	0- 0	AWAY	0- 2	0- 0	2- 1				
0- 0	0- 0	0- 0	NEUTRAL	0- 0	0- 0	0- 0				
3- 12	0- 0	0- 1	CONFERENCE	0- 6	0- 0	3- 5				
2- 5	0- 0	0- 0	HOME	0- 3	0- 0	2- 2				
1- 7	0- 0	0- 1	AWAY	0- 3	0- 0	1- 3				
0- 0	0- 0	0- 0	NEUTRAL	0- 0	0- 0	0- 0				

RPI S	Opponent	Score	RPI S	Opponent	Score	RPI S	Opponent	Score	RPI S	Opponent	Score	Team's RPI: 256
29	H Ohio	59 75	51	H Chattanooga	33 61	141	H Jacksonville	51 49				
40	A James Madison	40 60	52	A Duke	56 78	158	A Northeastern	52 69				
			74	A Hofstra	38 62	158	H Northeastern	66 72				
			74	H Hofstra	64 68	167	H Davidson	50 77				
			80	A VCU	45 58	168	A Delaware	59 67				
			81	A Drexel	60 66	188	A Richmond	53 63				
			81	H Drexel	57 71	190	H Stetson	49 52				
			97	A Elon	53 70	195	A William & Mary	65 77				
			97	H Elon	60 67	195	H William & Mary	59 44				
						228	H Col. of Charleston	53 64				
						281	A Towson	52 49				
						281	H Towson	53 51				
						327	A North Florida	63 47				
						347	A Norfolk St.	61 57				
LAST 12 Division I GAMES:												
158	A Northeastern	52 69	40	A James Madison	40 60							
74	A Hofstra	38 62	281	H Towson	53 51							
81	A Drexel	60 66	97	A Elon	53 70							
158	H Northeastern	66 72	195	A William & Mary	65 77							
195	H William & Mary	59 44	228	H Col. of Charleston	53 64							
81	H Drexel	57 71	74	H Hofstra	64 68							

Non-Div I Games: UNC Pembroke 68 43

UNCW

Loss, Non-Conf, S Site, H Home A Away N Neutral

U
N
IU
N
I

UNI

Page 313

Average RPI Win:	276	WON-LOST	WINNING	LAST 10	STRENGTH OF	OPP. STRENGTH	TEAM	ADJ.	CONF.	ADJ CONF.
Average RPI Loss:	126	RECORD	PCT. RANK	GAMES	SCHEDULE	OF SCHEDULE	RPI	RPI	RPI	RPI
DIV. I ONLY	13- 12	157	5- 5	280	215	214	214	19	19	
DIV. I NON-CONF.	6- 4	125	0- 0	287	215	195	195	20	20	
TOTALS	RPI 1-25	RPI 26-50	W-L RECORDS	RPI 51-100	RPI 101-150	RPI 150+				
13- 12	0- 1	0- 3	OVERALL	0- 0	0- 5	13- 3				
9- 3	0- 0	0- 1	HOME	0- 0	0- 2	9- 0				
4- 8	0- 0	0- 2	AWAY	0- 0	0- 3	4- 3				
0- 1	0- 1	0- 0	NEUTRAL	0- 0	0- 0	0- 0				
6- 4	0- 1	0- 1	NON-CONFERENCE	0- 0	0- 2	6- 0				
4- 1	0- 0	0- 0	HOME	0- 0	0- 1	4- 0				
2- 2	0- 0	0- 1	AWAY	0- 0	0- 1	2- 0				
0- 1	0- 1	0- 0	NEUTRAL	0- 0	0- 0	0- 0				
7- 8	0- 0	0- 2	CONFERENCE	0- 0	0- 3	7- 3				
5- 2	0- 0	0- 1	HOME	0- 0	0- 1	5- 0				
2- 6	0- 0	0- 1	AWAY	0- 0	0- 2	2- 3				
0- 0	0- 0	0- 0	NEUTRAL	0- 0	0- 0	0- 0				

RPI 1-25			RPI 26-50			RPI 51-100			RPI 101+ Team's RPI: 214		
RPI	S	Opponent	Score	RPI	S	Opponent	Score	RPI	S	Opponent	Score
25	N	UTEP	52 60	43	A	Southern California	42 73	108	H	Drake	68 76
				44	A	Colorado St.	52 83	133	A	Fresno St.	54 58
				44	H	Colorado St.	56 64	133	H	Fresno St.	52 57
								136	A	Long Beach St.	63 67
								145	A	Boise St.	56 75
								182	A	New Mexico	53 67
								182	H	New Mexico	57 48
								184	H	George Mason	67 59
								198	A	San Jose St.	61 69
								204	H	Utah St.	46 38
								236	H	Wyoming	66 37
								249	A	San Diego St.	55 41
								267	H	Pepperdine	83 63
								285	A	Houston	63 60
								313	A	A&M-Corpus Christi	65 51
								323	A	Nevada	65 71
								323	H	Nevada	65 59
								328	H	Southern Utah	79 44
								337	H	UC Irvine	72 52
								343	A	Air Force	60 56
								343	H	Air Force	62 51
LAST 12 Division I GAMES:											
323	A	Nevada	65 71	249	A	San Diego St.	55 41				
343	H	Air Force	62 51	145	A	Boise St.	56 75				
44	A	Colorado St.	52 83	323	H	Nevada	65 59				
198	A	San Jose St.	61 69	204	H	Utah St.	46 38				
133	H	Fresno St.	52 57	343	A	Air Force	60 56				
182	H	New Mexico	57 48	182	A	New Mexico	53 67				

Non-Div I Games: Cal St. San Marcos 62 43

UNLV

■ Loss,
 ■ Non-Conf,
 ■ S Site,
 ■ H Home
 ■ A Away
 N Neutral

Average RPI Win:	304	WON-LOST	WINNING	LAST 10	STRENGTH OF	OPP. STRENGTH	TEAM	ADJ.	CONF.	ADJ CONF.
Average RPI Loss:	131	RECORD	PCT. RANK	GAMES	SCHEDULE	OF SCHEDULE	RPI	RPI	RPI	RPI
DIV. I ONLY	15- 10	114	7- 3	333	282	202	202	29	29	
DIV. I NON-CONF.	6- 6	160	0- 0	338	280	257	257	28	28	
TOTALS	RPI 1-25	RPI 26-50	W-L RECORDS	RPI 51-100	RPI 101-150	RPI 150+				
15- 10	0- 0	0- 0	OVERALL	0- 4	0- 4	15- 2				
7- 3	0- 0	0- 0	HOME	0- 1	0- 1	7- 1				
8- 7	0- 0	0- 0	AWAY	0- 3	0- 3	8- 1				
0- 0	0- 0	0- 0	NEUTRAL	0- 0	0- 0	0- 0				
6- 6	0- 0	0- 0	NON-CONFERENCE	0- 2	0- 2	6- 2				
3- 1	0- 0	0- 0	HOME	0- 0	0- 0	3- 1				
3- 5	0- 0	0- 0	AWAY	0- 2	0- 2	3- 1				
0- 0	0- 0	0- 0	NEUTRAL	0- 0	0- 0	0- 0				
9- 4	0- 0	0- 0	CONFERENCE	0- 2	0- 2	9- 0				
4- 2	0- 0	0- 0	HOME	0- 1	0- 1	4- 0				
5- 2	0- 0	0- 0	AWAY	0- 1	0- 1	5- 0				
0- 0	0- 0	0- 0	NEUTRAL	0- 0	0- 0	0- 0				

RPI 1-25				RPI 26-50				RPI 51-100				RPI 101+				Team's RPI: 202	
RPI	S	Opponent	Score	RPI	S	Opponent	Score	RPI	S	Opponent	Score	RPI	S	Opponent	Score		
								62	A	Michigan	61	119	122	A	UNC Asheville	59	68
								68	A	FGCU	43	54	124	A	North Carolina	40	80
								68	H	FGCU	44	56	141	A	Jacksonville	69	75
								76	A	Georgia Tech	46	87	141	H	Jacksonville	43	49
													190	A	Stetson	61	56
													190	H	Stetson	73	58
													227	H	Furman	63	75
													283	A	UMES	59	78
													293	A	Kennesaw St.	61	53
													293	H	Kennesaw St.	66	57
													299	H	UNCG	84	61
													306	A	Morehead St.	86	72
													311	H	Western Caro.	68	59
													316	A	IPFW	84	81
													327	A	North Florida	75	61
													327	H	North Florida	69	54
													331	A	Lipscomb	81	54
													331	H	Lipscomb	93	71
													344	A	NJIT	58	41
													347	A	Norfolk St.	82	62
													349	H	N.C. Central	68	46
LAST 12 Division I GAMES:																	
				141	A	Jacksonville	69	75	293	H	Kennesaw St.	66	57				
				327	A	North Florida	75	61	331	A	Lipscomb	81	54				
				68	H	FGCU	44	56	327	H	North Florida	69	54				
				190	H	Stetson	73	58	141	H	Jacksonville	43	49				
				293	A	Kennesaw St.	61	53	190	A	Stetson	61	56				
				331	H	Lipscomb	93	71	68	A	FGCU	43	54				

Non-Div I Games: Southern Wesleyan 84 51 Mars Hill 81 65 Bob Jones 96 46

USC Upstate

Loss, Non-Conf, S Site, H Home A Away N Neutral

Average RPI Win:	253	WON-LOST	WINNING	LAST 10	STRENGTH OF	OPP. STRENGTH	TEAM	ADJ.	CONF.	ADJ CONF.
Average RPI Loss:	112	RECORD	PCT. RANK	GAMES	SCHEDULE	OF SCHEDULE	RPI	RPI	RPI	RPI
DIV. I ONLY	12- 12	169	6- 4	144	194	149	149	16	16	
DIV. I NON-CONF.	4- 5	193	0- 0	20	122	96	96	14	14	
TOTALS	RPI 1-25	RPI 26-50	W-L RECORDS	RPI 51-100	RPI 101-150	RPI 150+				
12- 12	0- 1	0- 4	OVERALL	0- 0	1- 3	11- 4				
4- 7	0- 0	0- 3	HOME	0- 0	1- 2	3- 2				
8- 5	0- 1	0- 1	AWAY	0- 0	0- 1	8- 2				
0- 0	0- 0	0- 0	NEUTRAL	0- 0	0- 0	0- 0				
4- 5	0- 1	0- 3	NON-CONFERENCE	0- 0	1- 0	3- 1				
1- 3	0- 0	0- 2	HOME	0- 0	1- 0	0- 1				
3- 2	0- 1	0- 1	AWAY	0- 0	0- 0	3- 0				
0- 0	0- 0	0- 0	NEUTRAL	0- 0	0- 0	0- 0				
8- 7	0- 0	0- 1	CONFERENCE	0- 0	0- 3	8- 3				
3- 4	0- 0	0- 1	HOME	0- 0	0- 2	3- 1				
5- 3	0- 0	0- 0	AWAY	0- 0	0- 1	5- 2				
0- 0	0- 0	0- 0	NEUTRAL	0- 0	0- 0	0- 0				

RPI 1-25				RPI 26-50				RPI 51-100				RPI 101+ Team's RPI: 149			
RPI	S	Opponent	Score	RPI	S	Opponent	Score	RPI	S	Opponent	Score	RPI	S	Opponent	Score
3	A	Baylor	20 62	33	H	Seton Hall	54 61					125	H	Little Rock	55 59
				41	H	Arkansas St.	71 78					127	A	La.-Lafayette	52 63
				48	A	Kansas St.	41 61					127	H	La.-Lafayette	42 59
				49	H	Western Ky.	64 73					141	H	Jacksonville	56 54
												161	H	McNeese St.	57 63
												180	A	Troy	71 88
												186	A	South Ala.	55 59
												212	A	Stephen F. Austin	67 63
												222	A	Texas St.	80 48
												247	A	Houston Baptist	64 40
												264	A	Georgia St.	74 45
												264	H	Georgia St.	63 68
												265	A	UTSA	51 47
												273	A	Appalachian St.	76 45
												273	H	Appalachian St.	65 58
												280	A	Ga. Southern	53 41
												280	H	Ga. Southern	70 31
												289	A	La.-Monroe	60 50
												289	H	La.-Monroe	40 32
LAST 12 Division I GAMES:															
289	H	La.-Monroe	40 32	127	A	La.-Lafayette	52 63								
127	H	La.-Lafayette	42 59	289	A	La.-Monroe	60 50								
273	H	Appalachian St.	65 58	125	H	Little Rock	55 59								
222	A	Texas St.	80 48	41	H	Arkansas St.	71 78								
264	A	Georgia St.	74 45	186	A	South Ala.	55 59								
280	A	Ga. Southern	53 41	180	A	Troy	71 88								

Non-Div I Games: Missouri Valley 96 30

UT Arlington

■ Loss,
 ■ Non-Conf, S Site,
 ■ Home
 ■ Away
 N Neutral

Average RPI Win:	219	WON-LOST	WINNING	LAST 10	STRENGTH OF	OPP. STRENGTH	TEAM	ADJ.	CONF.	ADJ CONF.
Average RPI Loss:	107	RECORD	PCT. RANK	GAMES	SCHEDULE	OF SCHEDULE	RPI	RPI	RPI	RPI
DIV. I ONLY	19- 8	68	9- 1	199	168	87	87	24	24	
DIV. I NON-CONF.	7- 6	156	0- 0	110	35	100	100	24	24	
TOTALS	RPI 1-25	RPI 26-50	W-L RECORDS	RPI 51-100	RPI 101-150	RPI 150+				
19- 8	0- 1	0- 1	OVERALL	1- 3	3- 0	15- 3				
10- 1	0- 0	0- 1	HOME	1- 0	1- 0	8- 0				
8- 7	0- 1	0- 0	AWAY	0- 3	1- 0	7- 3				
1- 0	0- 0	0- 0	NEUTRAL	0- 0	1- 0	0- 0				
7- 6	0- 1	0- 1	NON-CONFERENCE	0- 3	3- 0	4- 1				
3- 1	0- 0	0- 1	HOME	0- 0	1- 0	2- 0				
3- 5	0- 1	0- 0	AWAY	0- 3	1- 0	2- 1				
1- 0	0- 0	0- 0	NEUTRAL	0- 0	1- 0	0- 0				
12- 2	0- 0	0- 0	CONFERENCE	1- 0	0- 0	11- 2				
7- 0	0- 0	0- 0	HOME	1- 0	0- 0	6- 0				
5- 2	0- 0	0- 0	AWAY	0- 0	0- 0	5- 2				
0- 0	0- 0	0- 0	NEUTRAL	0- 0	0- 0	0- 0				

RPI 1-25				RPI 26-50				RPI 51-100				Team's RPI: 87	RPI 101+			
RPI	S	Opponent	Score	RPI	S	Opponent	Score	RPI	S	Opponent	Score		RPI	S	Opponent	Score
15	A	Louisville	66 88	41	H	Arkansas St.	74 76	51	A	Chattanooga	46 61		111	H	Samford	52 50
								55	A	Iowa	56 62		115	N	North Dakota	84 58
								84	A	Vanderbilt	61 64		135	A	Southern Ill.	70 63
								100	H	Belmont	81 79		153	A	Illinois	74 94
													156	H	Alabama	83 65
													164	A	SIUE	85 79
													164	H	SIUE	86 50
													184	A	Eastern Ky.	61 70
													196	A	Cincinnati	63 57
													205	A	Southeast Mo. St.	84 74
													205	H	Southeast Mo. St.	95 65
													262	H	Tennessee St.	77 50
													266	H	Miami (OH)	74 47
													270	A	Austin Peay	70 80
													270	H	Austin Peay	75 51
													271	H	Murray St.	92 62
													274	H	Tennessee Tech	67 53
													290	A	Jacksonville St.	63 53
													306	A	Morehead St.	85 67
													326	A	Evansville	75 48
													339	A	Eastern Ill.	65 39
LAST 12 Division I GAMES:																
164	H	SIUE	86 50	271	H	Murray St.	92 62									
100	H	Belmont	81 79	262	H	Tennessee St.	77 50									
270	A	Austin Peay	70 80	205	A	Southeast Mo. St.	84 74									
205	H	Southeast Mo. St.	95 65	339	A	Eastern Ill.	65 39									
164	A	SIUE	85 79	290	A	Jacksonville St.	63 53									
270	H	Austin Peay	75 51	274	H	Tennessee Tech	67 53									

Non-Div I Games:

UT Martin

■ Loss,
 ■ Non-Conf, S Site,
 ■ Home
 ■ Away
 N Neutral

Average RPI Win: 184	WON-LOST	WINNING	LAST 10	STRENGTH OF	OPP. STRENGTH	TEAM	ADJ.	CONF.	ADJ CONF.
Average RPI Loss: 144	RECORD	PCT. RANK	GAMES	SCHEDULE	OF SCHEDULE	RPI	RPI	RPI	RPI
DIV. I ONLY	22- 2	7	9- 1	146	179	25	25	12	12
DIV. I NON-CONF.	8- 1	23	0- 0	63	318	16	16	10	10
TOTALS	RPI 1-25	RPI 26-50	W-L RECORDS	RPI 51-100	RPI 101-150	RPI 150+			
22- 2	0- 0	1- 0	OVERALL	3- 0	2- 1	16- 1			
13- 0	0- 0	0- 0	HOME	2- 0	2- 0	9- 0			
8- 2	0- 0	1- 0	AWAY	1- 0	0- 1	6- 1			
1- 0	0- 0	0- 0	NEUTRAL	0- 0	0- 0	1- 0			
8- 1	0- 0	0- 0	NON-CONFERENCE	2- 0	1- 1	5- 0			
6- 0	0- 0	0- 0	HOME	1- 0	1- 0	4- 0			
1- 1	0- 0	0- 0	AWAY	1- 0	0- 1	0- 0			
1- 0	0- 0	0- 0	NEUTRAL	0- 0	0- 0	1- 0			
14- 1	0- 0	1- 0	CONFERENCE	1- 0	1- 0	11- 1			
7- 0	0- 0	0- 0	HOME	1- 0	1- 0	5- 0			
7- 1	0- 0	1- 0	AWAY	0- 0	0- 0	6- 1			
0- 0	0- 0	0- 0	NEUTRAL	0- 0	0- 0	0- 0			

RPI S	Opponent	Score	RPI S	Opponent	Score	RPI S	Opponent	Score	RPI S	Opponent	Score
49	A Western Ky.	85 78	54	H UC Riverside	68 57	136	A Long Beach St.	40 47			
			70	H Middle Tenn.	84 73	146	H UAB	62 54			
			93	A New Mexico St.	71 65	150	H Hampton	78 54			
						151	A Southern Miss.	57 54			
						151	H Southern Miss.	72 64			
						152	A Marshall	64 79			
						172	A Louisiana Tech	72 65			
						172	H Louisiana Tech	86 80			
						182	H New Mexico	70 62			
						189	A Fla. Atlantic	78 66			
						189	H Fla. Atlantic	75 47			
						214	N UNLV	60 52			
						223	A Rice	60 54			
						224	A North Texas	75 67			
						233	H Idaho St.	67 54			
						247	H Houston Baptist	98 63			
						265	H UTSA	62 55			
						276	H Northern Ariz.	77 66			
						302	A FIU	69 57			
						302	H FIU	70 52			
LAST 12 Division I GAMES:											
172	A Louisiana Tech	72 65	172	H Louisiana Tech	86 80						
151	A Southern Miss.	57 54	151	H Southern Miss.	72 64						
189	H Fla. Atlantic	75 47	302	A FIU	69 57						
302	H FIU	70 52	189	A Fla. Atlantic	78 66						
49	A Western Ky.	85 78	265	H UTSA	62 55						
152	A Marshall	64 79	146	H UAB	62 54						

Non-Div I Games: Tex. Permian Basin 86 32

UTEP

Average RPI Win:	268	WON-LOST	WINNING	LAST 10	STRENGTH OF	OPP. STRENGTH	TEAM	ADJ.	CONF.	ADJ CONF.
Average RPI Loss:	153	RECORD	PCT. RANK	GAMES	SCHEDULE	OF SCHEDULE	RPI	RPI	RPI	RPI
DIV. I ONLY	12- 12	169	5- 5	305	197	208	208	25	25	
DIV. I NON-CONF.	5- 7	198	0- 0	263	112	185	185	25	25	
TOTALS	RPI 1-25	RPI 26-50	W-L RECORDS	RPI 51-100	RPI 101-150	RPI 150+				
12- 12	0- 2	0- 1	OVERALL	0- 3	0- 0	12- 6				
4- 3	0- 0	0- 0	HOME	0- 1	0- 0	4- 2				
7- 8	0- 2	0- 1	AWAY	0- 2	0- 0	7- 3				
1- 1	0- 0	0- 0	NEUTRAL	0- 0	0- 0	1- 1				
5- 7	0- 2	0- 1	NON-CONFERENCE	0- 2	0- 0	5- 2				
1- 0	0- 0	0- 0	HOME	0- 0	0- 0	1- 0				
3- 6	0- 2	0- 1	AWAY	0- 2	0- 0	3- 1				
1- 1	0- 0	0- 0	NEUTRAL	0- 0	0- 0	1- 1				
7- 5	0- 0	0- 0	CONFERENCE	0- 1	0- 0	7- 4				
3- 3	0- 0	0- 0	HOME	0- 1	0- 0	3- 2				
4- 2	0- 0	0- 0	AWAY	0- 0	0- 0	4- 2				
0- 0	0- 0	0- 0	NEUTRAL	0- 0	0- 0	0- 0				

RPI 1-25			RPI 26-50			RPI 51-100			RPI 101+			Team's RPI: 208
RPI	S	Opponent	Score	RPI	S	Opponent	Score	RPI	S	Opponent	Score	Score
16	A	Syracuse	32 91	48	A	Kansas St.	43 61	86	A	TCU	67 71	165 N East Carolina 59 70
19	A	Oklahoma St.	54 78					91	A	Eastern Mich.	56 78	194 N Cal Poly 66 58
								93	H	New Mexico St.	57 68	207 A Utah Valley 57 71
												207 H Utah Valley 61 48
												230 A Grand Canyon 68 66
												230 H Grand Canyon 52 28
												240 A CSU Bakersfield 66 80
												240 H CSU Bakersfield 60 46
												257 A Seattle 76 71
												257 H Seattle 71 74
												260 A UC Santa Barbara 62 60
												285 A Houston 55 45
												303 A UMKC 62 53
												303 H UMKC 57 59
												313 A A&M-Corpus Christi 46 49
												332 A Incarnate Word 68 50
												332 H Incarnate Word 60 47
												340 A Chicago St. 64 56
LAST 12 Division I GAMES:												
240	A	CSU Bakersfield	66 80	257	H	Seattle	71 74					
257	A	Seattle	76 71	240	H	CSU Bakersfield	60 46					
303	H	UMKC	57 59	303	A	UMKC	62 53					
230	A	Grand Canyon	68 66	340	A	Chicago St.	64 56					
207	A	Utah Valley	57 71	207	H	Utah Valley	61 48					
93	H	New Mexico St.	57 68	230	H	Grand Canyon	52 28					

Non-Div I Games: Concordia (TX) 90 44 Evangel 75 60 Texas Lutheran 90 38

UTRGV

Loss, Non-Conf, S Site, H Home A Away N Neutral

Average RPI Win: 226	WON-LOST	WINNING	LAST 10	STRENGTH OF	OPP. STRENGTH	TEAM	ADJ.	CONF.	ADJ CONF.
Average RPI Loss: 144	RECORD	PCT. RANK	GAMES	SCHEDULE	OF SCHEDULE	RPI	RPI	RPI	RPI
DIV. I ONLY	6- 17	290	3- 7	136	160	265	265	12	12
DIV. I NON-CONF.	2- 6	272	0- 0	43	273	231	231	10	10
TOTALS	RPI 1-25	RPI 26-50	W-L RECORDS	RPI 51-100	RPI 101-150	RPI 150+			
6- 17	0- 2	0- 2	OVERALL	0- 2	1- 1	5- 10			
5- 5	0- 0	0- 0	HOME	0- 1	1- 1	4- 3			
1- 12	0- 2	0- 2	AWAY	0- 1	0- 0	1- 7			
0- 0	0- 0	0- 0	NEUTRAL	0- 0	0- 0	0- 0			
2- 6	0- 1	0- 1	NON-CONFERENCE	0- 1	0- 1	2- 2			
2- 2	0- 0	0- 0	HOME	0- 0	0- 1	2- 1			
0- 4	0- 1	0- 1	AWAY	0- 1	0- 0	0- 1			
0- 0	0- 0	0- 0	NEUTRAL	0- 0	0- 0	0- 0			
4- 11	0- 1	0- 1	CONFERENCE	0- 1	1- 0	3- 8			
3- 3	0- 0	0- 0	HOME	0- 1	1- 0	2- 2			
1- 8	0- 1	0- 1	AWAY	0- 0	0- 0	1- 6			
0- 0	0- 0	0- 0	NEUTRAL	0- 0	0- 0	0- 0			

RPI 1-25				RPI 26-50				RPI 51-100				RPI 101+ Team's RPI: 265			
RPI	S	Opponent	Score	RPI	S	Opponent	Score	RPI	S	Opponent	Score	RPI	S	Opponent	Score
6	A	Texas	53 90	34	A	Oklahoma	41 80	69	A	Abilene Christian	60 79	146	H	UAB	54 52
25	A	UTEP	55 62	49	A	Western Ky.	65 72	70	H	Middle Tenn.	63 74	149	H	UT Arlington	47 51
												151	A	Southern Miss.	53 65
												151	H	Southern Miss.	47 41
												152	A	Marshall	76 80
												172	A	Louisiana Tech	66 75
												172	H	Louisiana Tech	72 82
												189	A	Fla. Atlantic	51 64
												189	H	Fla. Atlantic	57 54
												222	A	Texas St.	64 72
												223	A	Rice	48 49
												224	A	North Texas	58 68
												241	H	Texas Southern	44 59
												247	H	Houston Baptist	79 50
												302	A	FIU	63 52
												302	H	FIU	54 59
												319	H	Illinois St.	77 51
LAST 12 Division I GAMES:															
151	A	Southern Miss.	53 65	151	H	Southern Miss.	47 41								
172	A	Louisiana Tech	66 75	172	H	Louisiana Tech	72 82								
302	H	FIU	54 59	189	A	Fla. Atlantic	51 64								
189	H	Fla. Atlantic	57 54	302	A	FIU	63 52								
152	A	Marshall	76 80	25	A	UTEP	55 62								
49	A	Western Ky.	65 72	70	H	Middle Tenn.	63 74								

Non-Div I Games: Howard Payne 106 65 Tex. A&M-Kingsville88 51

UTSA

Loss, Non-Conf, S Site, H Home A Away N Neutral

Average RPI Win:	152	WON-LOST	WINNING	LAST 10	STRENGTH OF	OPP. STRENGTH	TEAM	ADJ.	CONF.	ADJ CONF.
Average RPI Loss:	32	RECORD	PCT. RANK	GAMES	SCHEDULE	OF SCHEDULE	RPI	RPI	RPI	RPI
DIV. I ONLY	15- 12	137	3- 7	36	16	78	78	1	1	
DIV. I NON-CONF.	8- 3	77	0- 0	115	123	87	87	1	1	
TOTALS	RPI 1-25	RPI 26-50	W-L RECORDS	RPI 51-100	RPI 101-150	RPI 150+				
15- 12	0- 7	1- 2	OVERALL	4- 2	3- 1	7- 0				
11- 5	0- 3	1- 1	HOME	3- 1	2- 0	5- 0				
4- 5	0- 4	0- 0	AWAY	1- 1	1- 0	2- 0				
0- 2	0- 0	0- 1	NEUTRAL	0- 0	0- 1	0- 0				
8- 3	0- 1	0- 1	NON-CONFERENCE	1- 0	2- 1	5- 0				
7- 0	0- 0	0- 0	HOME	1- 0	2- 0	4- 0				
1- 1	0- 1	0- 0	AWAY	0- 0	0- 0	1- 0				
0- 2	0- 0	0- 1	NEUTRAL	0- 0	0- 1	0- 0				
7- 9	0- 6	1- 1	CONFERENCE	3- 2	1- 0	2- 0				
4- 5	0- 3	1- 1	HOME	2- 1	0- 0	1- 0				
3- 4	0- 3	0- 0	AWAY	1- 1	1- 0	1- 0				
0- 0	0- 0	0- 0	NEUTRAL	0- 0	0- 0	0- 0				

RPI	S	Opponent	Score	RPI	S	Opponent	Score	RPI	S	Opponent	Score	RPI	S	Opponent	Score
7	A	Oregon St.	53 72	32	H	Washington	88 83	60	A	Oregon	58 69	118	N	Boston College	51 76
7	H	Oregon St.	53 62	34	N	Oklahoma	55 70	60	H	Oregon	65 77	133	H	Fresno St.	78 63
8	A	Arizona St.	60 80	43	H	Southern California	59 70	67	H	South Dakota	66 59	134	A	Arizona	60 55
9	H	UCLA	63 69					73	H	Washington St.	73 71	140	H	Creighton	74 58
10	A	Stanford	52 72					95	A	California	84 79	176	A	Colorado	76 68
10	H	Stanford	54 72					95	H	California	72 66	176	H	Colorado	71 55
12	A	BYU	59 73									184	H	George Mason	74 62
												187	H	UC Davis	88 58
												204	A	Utah St.	64 61
												282	H	Lamar	71 67
												301	H	CSUN	97 56
LAST 12 Division I GAMES:															
10	H	Stanford	54 72	9	H	UCLA	63 69								
95	H	California	72 66	43	H	Southern California	59 70								
7	A	Oregon St.	53 72	60	H	Oregon	65 77								
60	A	Oregon	58 69	7	H	Oregon St.	53 62								
176	A	Colorado	76 68	8	A	Arizona St.	60 80								
176	H	Colorado	71 55	134	A	Arizona	60 55								

Non-Div I Games:

Utah

■ Loss,
 ■ Non-Conf,
 ■ S Site,
 ■ H Home
 ■ A Away
 N Neutral

Average RPI Win:	245	WON-LOST	WINNING	LAST 10	STRENGTH OF	OPP. STRENGTH	TEAM	ADJ.	CONF.	ADJ CONF.
Average RPI Loss:	140	RECORD	PCT. RANK	GAMES	SCHEDULE	OF SCHEDULE	RPI	RPI	RPI	RPI
DIV. I ONLY	9- 14	238	4- 6	150	200	204	204	19	19	
DIV. I NON-CONF.	3- 6	234	0- 0	172	138	211	211	20	20	
TOTALS	RPI 1-25	RPI 26-50	W-L RECORDS	RPI 51-100	RPI 101-150	RPI 150+				
9- 14	0- 1	0- 2	OVERALL	0- 1	0- 3	9- 7				
4- 6	0- 0	0- 1	HOME	0- 1	0- 2	4- 2				
4- 8	0- 1	0- 1	AWAY	0- 0	0- 1	4- 5				
1- 0	0- 0	0- 0	NEUTRAL	0- 0	0- 0	1- 0				
3- 6	0- 1	0- 0	NON-CONFERENCE	0- 1	0- 0	3- 4				
1- 2	0- 0	0- 0	HOME	0- 1	0- 0	1- 1				
1- 4	0- 1	0- 0	AWAY	0- 0	0- 0	1- 3				
1- 0	0- 0	0- 0	NEUTRAL	0- 0	0- 0	1- 0				
6- 8	0- 0	0- 2	CONFERENCE	0- 0	0- 3	6- 3				
3- 4	0- 0	0- 1	HOME	0- 0	0- 2	3- 1				
3- 4	0- 0	0- 1	AWAY	0- 0	0- 1	3- 2				
0- 0	0- 0	0- 0	NEUTRAL	0- 0	0- 0	0- 0				

RPI 1-25				RPI 26-50				RPI 51-100				RPI 101+ Team's RPI: 204			
RPI	S	Opponent	Score	RPI	S	Opponent	Score	RPI	S	Opponent	Score	RPI	S	Opponent	Score
12	A	BYU	69 81	44	A	Colorado St.	64 91	78	H	Utah	61 64	133	H	Fresno St.	61 67
				44	H	Colorado St.	49 69					145	A	Boise St.	78 84
												145	H	Boise St.	58 63
												155	H	Pacific	78 70
												169	H	Sacramento St.	86 95
												175	A	Northern Colo.	60 74
												182	A	New Mexico	70 73
												182	H	New Mexico	72 56
												193	A	Montana	70 86
												198	H	San Jose St.	74 86
												207	A	Utah Valley	76 72
												214	A	UNLV	38 46
												233	A	Idaho St.	67 81
												236	H	Wyoming	84 75
												249	A	San Diego St.	55 36
												249	H	San Diego St.	72 59
												262	N	Tennessee St.	63 46
												323	A	Nevada	79 66
												343	A	Air Force	66 53
LAST 12 Division I GAMES:															
133	H	Fresno St.	61 67	249	H	San Diego St.	72 59								
44	A	Colorado St.	64 91	214	A	UNLV	38 46								
182	A	New Mexico	70 73	44	H	Colorado St.	49 69								
236	H	Wyoming	84 75	343	A	Air Force	66 53								
145	H	Boise St.	58 63	182	H	New Mexico	72 56								
323	A	Nevada	79 66	145	A	Boise St.	78 84								

Non-Div I Games: Westminster (UT) 74 67 Haskell 90 63

Utah St.

Loss, Non-Conf, S Site, H Home A Away N Neutral

Utah Valley

Through Games Of Feb. 23, 2016

Average RPI Win:	262	WON-LOST	WINNING	LAST 10	STRENGTH OF	OPP. STRENGTH	TEAM	ADJ.	CONF.	ADJ CONF.
Average RPI Loss:	163	RECORD	PCT. RANK	GAMES	SCHEDULE	OF SCHEDULE	RPI	RPI	RPI	RPI
DIV. I ONLY	12- 13	185	7- 3	209	299	207	207	25	25	
DIV. I NON-CONF.	5- 8	209	0- 0	149	297	202	202	25	25	
TOTALS	RPI 1-25	RPI 26-50	W-L RECORDS	RPI 51-100	RPI 101-150	RPI 150+				
12- 13	0- 1	0- 0	OVERALL	0- 3	2- 0	10- 9				
6- 5	0- 0	0- 0	HOME	0- 1	1- 0	5- 4				
6- 7	0- 1	0- 0	AWAY	0- 2	1- 0	5- 4				
0- 1	0- 0	0- 0	NEUTRAL	0- 0	0- 0	0- 1				
5- 8	0- 1	0- 0	NON-CONFERENCE	0- 1	2- 0	3- 6				
2- 3	0- 0	0- 0	HOME	0- 0	1- 0	1- 3				
3- 4	0- 1	0- 0	AWAY	0- 1	1- 0	2- 2				
0- 1	0- 0	0- 0	NEUTRAL	0- 0	0- 0	0- 1				
7- 5	0- 0	0- 0	CONFERENCE	0- 2	0- 0	7- 3				
4- 2	0- 0	0- 0	HOME	0- 1	0- 0	4- 1				
3- 3	0- 0	0- 0	AWAY	0- 1	0- 0	3- 2				
0- 0	0- 0	0- 0	NEUTRAL	0- 0	0- 0	0- 0				

RPI 1-25				RPI 26-50				RPI 51-100				RPI 101+ Team's RPI: 207			
RPI	S	Opponent	Score	RPI	S	Opponent	Score	RPI	S	Opponent	Score	RPI	S	Opponent	Score
12	A	BYU	62 78					60	A	Oregon	68 79	102	H	San Francisco	94 88
								93	A	New Mexico St.	68 73	145	A	Boise St.	72 70
								93	H	New Mexico St.	53 59	156	N	Alabama	60 67
												187	H	UC Davis	55 59
												200	A	Weber St.	56 61
												201	A	Eastern Wash.	64 68
												204	H	Utah St.	72 76
												208	A	UTRGV	48 61
												208	H	UTRGV	71 57
												230	H	Grand Canyon	53 61
												233	H	Idaho St.	47 56
												240	A	CSU Bakersfield	54 61
												240	H	CSU Bakersfield	72 53
												257	A	Seattle	61 44
												259	A	Omaha	74 59
												303	A	UMKC	58 44
												303	H	UMKC	79 71
												323	A	Nevada	73 65
												328	H	Southern Utah	70 58
												340	A	Chicago St.	69 62
												340	H	Chicago St.	74 46
LAST 12 Division I GAMES:															
303	A	UMKC	58 44	257	A	Seattle	61 44								
340	A	Chicago St.	69 62	340	H	Chicago St.	74 46								
240	H	CSU Bakersfield	72 53	303	H	UMKC	79 71								
93	H	New Mexico St.	53 59	230	H	Grand Canyon	53 61								
208	H	UTRGV	71 57	208	A	UTRGV	48 61								
240	A	CSU Bakersfield	54 61	93	A	New Mexico St.	68 73								

Non-Div I Games: Bethesda (CA) 91 64 Dixie St. 77 63

Utah Valley

Loss, Non-Conf, S Site, H Home A Away N Neutral

Average RPI Win:	183	WON-LOST	WINNING	LAST 10	STRENGTH OF	OPP. STRENGTH	TEAM	ADJ.	CONF.	ADJ CONF.
Average RPI Loss:	118	RECORD	PCT. RANK	GAMES	SCHEDULE	OF SCHEDULE	RPI	RPI	RPI	RPI
DIV. I ONLY	19- 8	68	6- 4	107	150	80	80	7	7	
DIV. I NON-CONF.	11- 2	28	0- 0	139	303	50	50	8	8	
TOTALS	RPI 1-25	RPI 26-50	W-L RECORDS	RPI 51-100	RPI 101-150	RPI 150+				
19- 8	1- 1	2- 0	OVERALL	1- 2	2- 2	13- 3				
10- 4	0- 1	1- 0	HOME	0- 1	1- 1	8- 1				
9- 3	1- 0	1- 0	AWAY	1- 0	1- 0	5- 1				
0- 1	0- 0	0- 0	NEUTRAL	0- 1	0- 0	0- 0				
11- 2	1- 0	0- 0	NON-CONFERENCE	0- 1	2- 1	8- 0				
7- 0	0- 0	0- 0	HOME	0- 0	1- 0	6- 0				
4- 1	1- 0	0- 0	AWAY	0- 0	1- 1	2- 0				
0- 1	0- 0	0- 0	NEUTRAL	0- 1	0- 0	0- 0				
8- 6	0- 1	2- 0	CONFERENCE	1- 1	0- 1	5- 3				
3- 4	0- 1	1- 0	HOME	0- 1	0- 1	2- 1				
5- 2	0- 0	1- 0	AWAY	1- 0	0- 0	3- 2				
0- 0	0- 0	0- 0	NEUTRAL	0- 0	0- 0	0- 0				

RPI 1-25				RPI 26-50				RPI 51-100				Team's RPI: 80	RPI 101+			
RPI	S	Opponent	Score	RPI	S	Opponent	Score	RPI	S	Opponent	Score		RPI	S	Opponent	Score
8	A	Arizona St.	57 48	36	H	St. Bonaventure	52 47	58	H	Saint Louis	72 77		105	H	Saint Joseph's	63 66
18	H	Duquesne	67 71	39	A	George Washington	79 68	65	A	Dayton	74 72		121	A	Iona	74 58
								99	N	Toledo	61 80		126	A	IUPUI	69 70
													143	H	Old Dominion	74 54
													167	H	Davidson	50 56
													177	H	Fordham	61 51
													184	A	George Mason	54 70
													188	A	Richmond	50 62
													188	H	Richmond	53 42
													195	H	William & Mary	73 47
													209	A	Rhode Island	49 36
													221	A	Massachusetts	74 66
													227	H	Furman	67 45
													235	A	N.C. A&T	64 49
													250	A	High Point	69 39
													254	H	Coppin St.	73 42
													256	H	UNCW	58 45
													275	A	La Salle	84 76
													283	H	UMES	63 39
													291	H	Campbell	57 34
LAST 12 Division I GAMES:																
				39	A	George Washington	79 68						177	H	Fordham	61 51
				209	A	Rhode Island	49 36						188	H	Richmond	53 42
				188	A	Richmond	50 62						184	A	George Mason	54 70
				275	A	La Salle	84 76						167	H	Davidson	50 56
				36	H	St. Bonaventure	52 47						65	A	Dayton	74 72
				18	H	Duquesne	67 71						105	H	Saint Joseph's	63 66

Non-Div I Games:

VCU

■ Loss,
 ■ Non-Conf,
 S Site,
 ■ Home
 ■ Away
 N Neutral

Valparaiso

Through Games Of Feb. 23, 2016

Average RPI Win:	183	WON-LOST	WINNING	LAST 10	STRENGTH OF	OPP. STRENGTH	TEAM	ADJ.	CONF.	ADJ CONF.
Average RPI Loss:	129	RECORD	PCT. RANK	GAMES	SCHEDULE	OF SCHEDULE	RPI	RPI	RPI	RPI
DIV. I ONLY	5- 18	309	2- 8	54	140	243	243	14	14	
DIV. I NON-CONF.	1- 7	318	0- 0	51	23	253	253	16	16	
TOTALS	RPI 1-25	RPI 26-50	W-L RECORDS	RPI 51-100	RPI 101-150	RPI 150+				
5- 18	0- 2	0- 2	OVERALL	0- 1	2- 4	3- 9				
4- 9	0- 1	0- 1	HOME	0- 0	1- 3	3- 4				
1- 8	0- 1	0- 1	AWAY	0- 1	1- 1	0- 4				
0- 1	0- 0	0- 0	NEUTRAL	0- 0	0- 0	0- 1				
1- 7	0- 2	0- 0	NON-CONFERENCE	0- 1	0- 1	1- 3				
1- 3	0- 1	0- 0	HOME	0- 0	0- 1	1- 1				
0- 3	0- 1	0- 0	AWAY	0- 1	0- 0	0- 1				
0- 1	0- 0	0- 0	NEUTRAL	0- 0	0- 0	0- 1				
4- 11	0- 0	0- 2	CONFERENCE	0- 0	2- 3	2- 6				
3- 6	0- 0	0- 1	HOME	0- 0	1- 2	2- 3				
1- 5	0- 0	0- 1	AWAY	0- 0	1- 1	0- 3				
0- 0	0- 0	0- 0	NEUTRAL	0- 0	0- 0	0- 0				

RPI 1-25				RPI 26-50				RPI 51-100				RPI 101+ Team's RPI: 243			
RPI	S	Opponent	Score	RPI	S	Opponent	Score	RPI	S	Opponent	Score	RPI	S	Opponent	Score
1	H	Notre Dame	54 110	28	A	Green Bay	42 81	77	A	San Diego	60 76	101	A	Wright St.	63 80
15	A	Louisville	42 75	28	H	Green Bay	35 71					101	H	Wright St.	54 65
												129	H	Akron	74 85
												130	H	Youngstown St.	65 60
												139	A	Northern Ky.	61 60
												139	H	Northern Ky.	50 68
												154	A	Detroit	65 85
												154	H	Detroit	66 72
												164	H	SIUE	69 56
												173	A	Milwaukee	60 82
												173	H	Milwaukee	60 70
												175	N	Northern Colo.	63 77
												183	A	Butler	53 72
												206	A	Oakland	77 87
												206	H	Oakland	81 66
												219	H	Ill.-Chicago	50 54
												266	H	Miami (OH)	72 75
												277	H	Cleveland St.	66 59
LAST 12 Division I GAMES:															
28	H	Green Bay	35 71	219	H	Ill.-Chicago	50 54								
173	H	Milwaukee	60 70	130	H	Youngstown St.	65 60								
154	A	Detroit	65 85	277	H	Cleveland St.	66 59								
206	A	Oakland	77 87	173	A	Milwaukee	60 82								
139	H	Northern Ky.	50 68	28	A	Green Bay	42 81								
101	H	Wright St.	54 65	206	H	Oakland	81 66								

Non-Div I Games: Ind.-Northwest 79 57 Cardinal Stritch 63 62 Ind.-Kokomo 88 22

Valparaiso

Loss, Non-Conf, S Site, H Home A Away N Neutral

Average RPI Win:	163	WON-LOST	WINNING	LAST 10	STRENGTH OF	OPP. STRENGTH	TEAM	ADJ.	CONF.	ADJ CONF.
Average RPI Loss:	47	RECORD	PCT. RANK	GAMES	SCHEDULE	OF SCHEDULE	RPI	RPI	RPI	RPI
DIV. I ONLY	15- 12	137	2- 8	56	47	84	84	2	2	
DIV. I NON-CONF.	11- 2	28	0- 0	122	217	35	35	2	2	
TOTALS	RPI 1-25	RPI 26-50	W-L RECORDS	RPI 51-100	RPI 101-150	RPI 150+				
15- 12	1- 7	1- 1	OVERALL	3- 2	1- 1	9- 1				
10- 5	0- 5	1- 0	HOME	1- 0	1- 0	7- 0				
4- 7	1- 2	0- 1	AWAY	1- 2	0- 1	2- 1				
1- 0	0- 0	0- 0	NEUTRAL	1- 0	0- 0	0- 0				
11- 2	0- 0	1- 1	NON-CONFERENCE	3- 1	0- 0	7- 0				
8- 0	0- 0	1- 0	HOME	1- 0	0- 0	6- 0				
2- 2	0- 0	0- 1	AWAY	1- 1	0- 0	1- 0				
1- 0	0- 0	0- 0	NEUTRAL	1- 0	0- 0	0- 0				
4- 10	1- 7	0- 0	CONFERENCE	0- 1	1- 1	2- 1				
2- 5	0- 5	0- 0	HOME	0- 0	1- 0	1- 0				
2- 5	1- 2	0- 0	AWAY	0- 1	0- 1	1- 1				
0- 0	0- 0	0- 0	NEUTRAL	0- 0	0- 0	0- 0				

RPI S	Opponent	Score	RPI S	Opponent	Score	RPI S	Opponent	Score	RPI S	Opponent	Score
2	H South Carolina	61 71	28	A Green Bay	56 58	56	A Auburn	45 53	123	H LSU	58 42
13	H Texas A&M	63 75	29	H Ohio	62 59	65	A Dayton	56 81	132	A Arkansas	56 57
14	A Kentucky	71 69				81	A Drexel	74 64	156	A Alabama	54 48
14	H Kentucky	55 71				87	H UT Martin	64 61	156	H Alabama	67 52
20	H Georgia	58 64				93	N New Mexico St.	71 45	159	H ETSU	65 39
21	A Florida	67 79							166	A Ole Miss	52 55
24	A Tennessee	49 58							177	A Fordham	53 40
24	H Tennessee	51 69							180	H Troy	97 43
									225	H Presbyterian	56 38
									270	H Austin Peay	73 56
									343	H Air Force	86 29
									348	H Mississippi Val.	89 39
LAST 12 Division I GAMES:											
13	H Texas A&M	63 75	20	H Georgia	58 64						
21	A Florida	67 79	14	A Kentucky	71 69						
14	H Kentucky	55 71	156	H Alabama	67 52						
24	H Tennessee	51 69	24	A Tennessee	49 58						
132	A Arkansas	56 57	123	H LSU	58 42						
56	A Auburn	45 53	156	A Alabama	54 48						

Non-Div I Games:

Vanderbilt

Average RPI Win: 282	WON-LOST	WINNING	LAST 10	STRENGTH OF	OPP. STRENGTH	TEAM	ADJ.	CONF.	ADJ CONF.
Average RPI Loss: 183	RECORD	PCT. RANK	GAMES	SCHEDULE	OF SCHEDULE	RPI	RPI	RPI	RPI
DIV. I ONLY	7- 20	292	2- 8	247	308	296	296	15	15
DIV. I NON-CONF.	5- 8	209	0- 0	295	349	271	271	18	18
TOTALS	RPI 1-25	RPI 26-50	W-L RECORDS	RPI 51-100	RPI 101-150	RPI 150+			
7- 20	0- 0	0- 2	OVERALL	0- 3	0- 1	7- 14			
3- 9	0- 0	0- 1	HOME	0- 2	0- 0	3- 6			
4- 11	0- 0	0- 1	AWAY	0- 1	0- 1	4- 8			
0- 0	0- 0	0- 0	NEUTRAL	0- 0	0- 0	0- 0			
5- 8	0- 0	0- 0	NON-CONFERENCE	0- 1	0- 0	5- 7			
2- 3	0- 0	0- 0	HOME	0- 1	0- 0	2- 2			
3- 5	0- 0	0- 0	AWAY	0- 0	0- 0	3- 5			
0- 0	0- 0	0- 0	NEUTRAL	0- 0	0- 0	0- 0			
2- 12	0- 0	0- 2	CONFERENCE	0- 2	0- 1	2- 7			
1- 6	0- 0	0- 1	HOME	0- 1	0- 0	1- 4			
1- 6	0- 0	0- 1	AWAY	0- 1	0- 1	1- 3			
0- 0	0- 0	0- 0	NEUTRAL	0- 0	0- 0	0- 0			

RPI S	Opponent	Score	RPI S	Opponent	Score	RPI S	Opponent	Score	RPI S	Opponent	Score	Team's RPI: 296
47	A Albany (NY)	43 72	47	H Albany (NY)	40 75	71	A Maine	51 63	144	A Stony Brook	59 73	
						71	H Maine	41 62	157	A UMBC	48 85	
						96	H Quinnipiac	65 77	157	H UMBC	60 74	
									168	A Delaware	60 71	
									203	A Brown	54 71	
									206	H Oakland	68 74	
									213	H Sacred Heart	53 51	
									216	A Hartford	50 52	
									216	H Hartford	47 51	
									226	A Dartmouth	56 54	
									234	A Columbia	56 73	
									238	H New Hampshire	83 63	
									239	A Holy Cross	63 77	
									245	A Bryant	52 68	
									246	A Binghamton	52 66	
									246	H Binghamton	53 57	
									288	H Central Conn. St.	79 63	
									321	A UMass Lowell	59 51	
									321	H UMass Lowell	66 68	
									334	H St. Francis Brooklyn	55 59	
									344	A NJIT	54 46	
									345	A Boston U.	60 45	
LAST 12 Division I GAMES:												
157	H UMBC	60 74	144	A Stony Brook	59 73							
246	A Binghamton	52 66	238	H New Hampshire	83 63							
216	A Hartford	50 52	246	H Binghamton	53 57							
321	H UMass Lowell	66 68	321	A UMass Lowell	59 51							
47	H Albany (NY)	40 75	216	H Hartford	47 51							
71	A Maine	51 63	47	A Albany (NY)	43 72							

Non-Div I Games:

Vermont

■ Loss,
 ■ Non-Conf, S Site,
 ■ Home
 ■ Away
 N Neutral

Average RPI Win:	132	WON-LOST	WINNING	LAST 10	STRENGTH OF	OPP. STRENGTH	TEAM	ADJ.	CONF.	ADJ CONF.
Average RPI Loss:	78	RECORD	PCT. RANK	GAMES	SCHEDULE	OF SCHEDULE	RPI	RPI	RPI	RPI
DIV. I ONLY	17- 10	94	6- 4	61	53	50	50	6	6	
DIV. I NON-CONF.	7- 4	110	1- 0	35	43	43	43	6	6	
TOTALS	RPI 1-25	RPI 26-50	W-L RECORDS	RPI 51-100	RPI 101-150	RPI 150+				
17- 10	1- 1	4- 3	OVERALL	4- 3	1- 3	7- 0				
7- 3	0- 1	3- 0	HOME	1- 1	1- 1	2- 0				
8- 6	1- 0	1- 3	AWAY	2- 1	0- 2	4- 0				
2- 1	0- 0	0- 0	NEUTRAL	1- 1	0- 0	1- 0				
7- 4	0- 0	1- 2	NON-CONFERENCE	1- 2	1- 0	4- 0				
3- 0	0- 0	1- 0	HOME	0- 0	1- 0	1- 0				
2- 3	0- 0	0- 2	AWAY	0- 1	0- 0	2- 0				
2- 1	0- 0	0- 0	NEUTRAL	1- 1	0- 0	1- 0				
10- 6	1- 1	3- 1	CONFERENCE	3- 1	0- 3	3- 0				
4- 3	0- 1	2- 0	HOME	1- 1	0- 1	1- 0				
6- 3	1- 0	1- 1	AWAY	2- 0	0- 2	2- 0				
0- 0	0- 0	0- 0	NEUTRAL	0- 0	0- 0	0- 0				

RPI 1-25				RPI 26-50				Team's RPI: 50	RPI 51-100				RPI 101+			
RPI	S	Opponent	Score	RPI	S	Opponent	Score		RPI	S	Opponent	Score	RPI	S	Opponent	Score
22	A	DePaul	64 60	30	H	Penn	66 46		59	N	St. Mary's (CA)	60 67	105	H	Saint Joseph's	55 49
22	H	DePaul	47 75	33	A	Seton Hall	50 60		61	A	Temple	55 61	140	A	Creighton	48 53
				33	H	Seton Hall	55 45		81	N	Drexel	67 55	140	H	Creighton	62 65
				39	A	George Washington	70 78		88	A	Marquette	82 75	148	A	Xavier	67 74
				42	A	North Carolina St.	64 70		88	H	Marquette	81 60	169	N	Sacramento St.	78 54
				45	A	St. John's (NY)	71 59		94	A	Georgetown	63 60	183	A	Butler	57 45
				45	H	St. John's (NY)	58 54		94	H	Georgetown	51 57	215	A	Lehigh	65 44
													252	H	Loyola Maryland	67 55
													263	A	Providence	76 47
													263	H	Providence	67 39
													275	A	La Salle	67 56
LAST 12 Division I GAMES:																
94	A	Georgetown	63 60	140	A	Creighton	48 53									
33	A	Seton Hall	50 60	30	H	Penn	66 46									
45	A	St. John's (NY)	71 59	94	H	Georgetown	51 57									
88	H	Marquette	81 60	45	H	St. John's (NY)	58 54									
22	H	DePaul	47 75	33	H	Seton Hall	55 45									
263	A	Providence	76 47	22	A	DePaul	64 60									

Non-Div I Games:

Villanova

■ Loss,
■ Non-Conf,
■ S Site,
■ H Home
■ A Away
N Neutral

Average RPI Win: 182		WON-LOST	WINNING	LAST 10	STRENGTH OF	OPP. STRENGTH	TEAM	ADJ.	CONF.	ADJ CONF.
Average RPI Loss: 46		RECORD	PCT. RANK	GAMES	SCHEDULE	OF SCHEDULE	RPI	RPI	RPI	RPI
DIV. I ONLY		15- 13	154	3- 7	60	63	92	92	4	4
DIV. I NON-CONF.		10- 4	86	0- 0	171	155	111	111	5	5
TOTALS		RPI 1-25	RPI 26-50		W-L RECORDS		RPI 51-100	RPI 101-150	RPI 150+	
15- 13	0- 6	2- 1		OVERALL		3- 4	2- 2	8- 0		
9- 6	0- 3	1- 0		HOME		0- 1	0- 2	8- 0		
5- 5	0- 3	0- 1		AWAY		3- 1	2- 0	0- 0		
1- 2	0- 0	1- 0		NEUTRAL		0- 2	0- 0	0- 0		
10- 4	0- 1	1- 0		NON-CONFERENCE		2- 3	0- 0	7- 0		
7- 1	0- 0	0- 0		HOME		0- 1	0- 0	7- 0		
2- 1	0- 1	0- 0		AWAY		2- 0	0- 0	0- 0		
1- 2	0- 0	1- 0		NEUTRAL		0- 2	0- 0	0- 0		
5- 9	0- 5	1- 1		CONFERENCE		1- 1	2- 2	1- 0		
2- 5	0- 3	1- 0		HOME		0- 0	0- 2	1- 0		
3- 4	0- 2	0- 1		AWAY		1- 1	2- 0	0- 0		
0- 0	0- 0	0- 0		NEUTRAL		0- 0	0- 0	0- 0		

RPI	S	Opponent	Score	RPI	S	Opponent	Score	RPI	S	Opponent	Score	RPI	S	Opponent	Score
1	H	Notre Dame	46 74	26	H	Miami (FL)	76 56	52	A	Duke	52 67	113	A	Wake Forest	52 50
5	A	Ohio St.	73 93	28	N	Green Bay	68 59	53	N	Rutgers	48 60	117	H	Virginia Tech	46 66
15	A	Louisville	59 74	42	A	North Carolina St.	52 63	55	H	Iowa	73 85	118	A	Boston College	61 50
15	H	Louisville	41 59					56	A	Auburn	69 52	120	H	Pittsburgh	55 58
16	H	Syracuse	57 91					70	A	Middle Tenn.	70 66	188	H	Richmond	71 51
17	A	Florida St.	48 70					76	A	Georgia Tech	78 67	248	H	Clemson	65 48
								85	N	Tulane	62 67	253	H	Bowling Green	68 39
												254	H	Coppin St.	75 40
												292	H	Charleston So.	85 65
												320	H	Longwood	81 46
												344	H	NJIT	81 54
												347	H	Norfolk St.	86 50
LAST 12 Division I GAMES:															
248	H	Clemson	65 48	42	A	North Carolina St.	52 63	120	H	Pittsburgh	55 58	17	A	Florida St.	48 70
15	A	Louisville	59 74	76	A	Georgia Tech	78 67	15	H	Louisville	41 59				
118	A	Boston College	61 50	52	A	Duke	52 67	113	A	Wake Forest	52 50				

Non-Div I Games:

Virginia

Average RPI Win:	205	WON-LOST	WINNING	LAST 10	STRENGTH OF	OPP. STRENGTH	TEAM	ADJ.	CONF.	ADJ CONF.
Average RPI Loss:	51	RECORD	PCT. RANK	GAMES	SCHEDULE	OF SCHEDULE	RPI	RPI	RPI	RPI
DIV. I ONLY	15- 12	137	1- 9	90	62	117	117	4	4	
DIV. I NON-CONF.	12- 1	9	0- 0	284	207	71	71	5	5	
TOTALS	RPI 1-25	RPI 26-50	W-L RECORDS	RPI 51-100	RPI 101-150	RPI 150+				
15- 12	1- 4	0- 3	OVERALL	1- 3	2- 2	11- 0				
12- 5	0- 0	0- 2	HOME	0- 2	1- 1	11- 0				
3- 7	1- 4	0- 1	AWAY	1- 1	1- 1	0- 0				
0- 0	0- 0	0- 0	NEUTRAL	0- 0	0- 0	0- 0				
12- 1	1- 0	0- 0	NON-CONFERENCE	0- 1	1- 0	10- 0				
10- 0	0- 0	0- 0	HOME	0- 0	0- 0	10- 0				
2- 1	1- 0	0- 0	AWAY	0- 1	1- 0	0- 0				
0- 0	0- 0	0- 0	NEUTRAL	0- 0	0- 0	0- 0				
3- 11	0- 4	0- 3	CONFERENCE	1- 2	1- 2	1- 0				
2- 5	0- 0	0- 2	HOME	0- 2	1- 1	1- 0				
1- 6	0- 4	0- 1	AWAY	1- 0	0- 1	0- 0				
0- 0	0- 0	0- 0	NEUTRAL	0- 0	0- 0	0- 0				

RPI	S	Opponent	Score	RPI	S	Opponent	Score	RPI	S	Opponent	Score	RPI	S	Opponent	Score	Team's RPI: 117
1	A	Notre Dame	41 80	26	A	Miami (FL)	56 67	52	H	Duke	62 66	118	H	Boston College	58 33	
15	A	Louisville	45 56	26	H	Miami (FL)	45 57	76	H	Georgia Tech	34 51	120	H	Pittsburgh	48 59	
16	A	Syracuse	39 60	42	H	North Carolina St.	61 72	92	A	Virginia	66 46	124	A	North Carolina	67 71	
17	A	Florida St.	50 68					94	A	Georgetown	56 73	131	A	Penn St.	64 59	
24	A	Tennessee	57 43									184	H	George Mason	80 63	
												197	H	Radford	47 40	
												225	H	Presbyterian	58 44	
												227	H	Furman	59 30	
												228	H	Col. of Charleston	81 47	
												244	H	Morgan St.	73 33	
												248	H	Clemson	79 49	
												254	H	Coppin St.	72 39	
												263	H	Providence	62 46	
												305	H	Wofford	73 42	
												330	H	Mt. St. Mary's	59 42	
LAST 12 Division I GAMES:																
26	A	Miami (FL)	56 67	17	A	Florida St.	50 68									
52	H	Duke	62 66	26	H	Miami (FL)	45 57									
120	H	Pittsburgh	48 59	1	A	Notre Dame	41 80									
124	A	North Carolina	67 71	42	H	North Carolina St.	61 72									
92	A	Virginia	66 46	248	H	Clemson	79 49									
76	H	Georgia Tech	34 51	16	A	Syracuse	39 60									

Non-Div I Games:

Virginia Tech

■ Loss,
 ■ Non-Conf,
 ■ S Site,
 ■ H Home
 ■ A Away
 N Neutral

Average RPI Win: 324	WON-LOST	WINNING	LAST 10	STRENGTH OF	OPP. STRENGTH	TEAM	ADJ.	CONF.	ADJ CONF.
Average RPI Loss: 222	RECORD	PCT. RANK	GAMES	SCHEDULE	OF SCHEDULE	RPI	RPI	RPI	RPI
DIV. I ONLY	5- 22	315	3- 7	321	319	341	341	30	30
DIV. I NON-CONF.	2- 9	296	0- 0	273	104	320	320	32	32
TOTALS	RPI 1-25	RPI 26-50	W-L RECORDS	RPI 51-100	RPI 101-150	RPI 150+			
5- 22	0- 1	0- 1	OVERALL	0- 0	0- 3	5- 17			
3- 9	0- 0	0- 0	HOME	0- 0	0- 1	3- 8			
2- 13	0- 1	0- 1	AWAY	0- 0	0- 2	2- 9			
0- 0	0- 0	0- 0	NEUTRAL	0- 0	0- 0	0- 0			
2- 9	0- 1	0- 1	NON-CONFERENCE	0- 0	0- 3	2- 4			
2- 2	0- 0	0- 0	HOME	0- 0	0- 1	2- 1			
0- 7	0- 1	0- 1	AWAY	0- 0	0- 2	0- 3			
0- 0	0- 0	0- 0	NEUTRAL	0- 0	0- 0	0- 0			
3- 13	0- 0	0- 0	CONFERENCE	0- 0	0- 0	3- 13			
1- 7	0- 0	0- 0	HOME	0- 0	0- 0	1- 7			
2- 6	0- 0	0- 0	AWAY	0- 0	0- 0	2- 6			
0- 0	0- 0	0- 0	NEUTRAL	0- 0	0- 0	0- 0			

RPI 1-25				RPI 26-50				RPI 51-100				RPI 101+ Team's RPI: 341			
RPI	S	Opponent	Score	RPI	S	Opponent	Score	RPI	S	Opponent	Score	RPI	S	Opponent	Score
5	A	Ohio St.	47 106	30	A	Penn	50 78					120	A	Pittsburgh	41 67
												143	A	Old Dominion	57 71
												144	H	Stony Brook	62 73
												163	A	Yale	60 78
												166	H	Ole Miss	49 86
												213	A	Sacred Heart	62 73
												213	H	Sacred Heart	73 77
												218	A	Robert Morris	44 64
												234	A	Columbia	48 67
												245	A	Bryant	67 94
												245	H	Bryant	71 82
												258	A	Saint Francis (PA)	78 93
												258	H	Saint Francis (PA)	74 87
												288	A	Central Conn. St.	64 63
												288	H	Central Conn. St.	52 62
												310	A	Fairleigh Dickinson	67 75
												310	H	Fairleigh Dickinson	57 73
												322	H	Lafayette	69 48
												325	H	LIU Brooklyn	63 73
												329	A	Delaware St.	44 66
												330	A	Mt. St. Mary's	55 64
												330	H	Mt. St. Mary's	50 59
												334	A	St. Francis Brooklyn	82 78
												334	H	St. Francis Brooklyn	70 53
												344	H	NJIT	76 53
LAST 12 Division I GAMES:															
310	A	Fairleigh Dickinson	67 75	334	A	St. Francis Brooklyn	82 78								
288	A	Central Conn. St.	64 63	330	A	Mt. St. Mary's	55 64								
258	H	Saint Francis (PA)	74 87	334	H	St. Francis Brooklyn	70 53								
245	A	Bryant	67 94	213	H	Sacred Heart	73 77								
330	H	Mt. St. Mary's	50 59	325	H	LIU Brooklyn	63 73								
310	H	Fairleigh Dickinson	57 73	288	H	Central Conn. St.	52 62								

Non-Div I Games:

Wagner

■ Loss,
 ■ Non-Conf,
 ■ S Site,
 ■ Home
 ■ A Away
 N Neutral

Average RPI Win: 173		WON-LOST	WINNING	LAST 10	STRENGTH OF	OPP. STRENGTH	TEAM	ADJ.	CONF.	ADJ CONF.
Average RPI Loss: 60		RECORD	PCT. RANK	GAMES	SCHEDULE	OF SCHEDULE	RPI	RPI	RPI	RPI
DIV. I ONLY		15- 12	137	6- 4	97	30	113	113	4	4
DIV. I NON-CONF.		9- 4	95	0- 0	296	99	174	174	5	5
TOTALS	RPI 1-25	RPI 26-50		W-L RECORDS		RPI 51-100	RPI 101-150	RPI 150+		
15- 12	0- 4	1- 3		OVERALL		1- 3	5- 1	8- 1		
9- 6	0- 3	1- 0		HOME		1- 2	3- 0	4- 1		
5- 5	0- 1	0- 3		AWAY		0- 1	2- 0	3- 0		
1- 1	0- 0	0- 0		NEUTRAL		0- 0	0- 1	1- 0		
9- 4	0- 0	0- 1		NON-CONFERENCE		0- 1	2- 1	7- 1		
6- 2	0- 0	0- 0		HOME		0- 1	2- 0	4- 1		
2- 1	0- 0	0- 1		AWAY		0- 0	0- 0	2- 0		
1- 1	0- 0	0- 0		NEUTRAL		0- 0	0- 1	1- 0		
6- 8	0- 4	1- 2		CONFERENCE		1- 2	3- 0	1- 0		
3- 4	0- 3	1- 0		HOME		1- 1	1- 0	0- 0		
3- 4	0- 1	0- 2		AWAY		0- 1	2- 0	1- 0		
0- 0	0- 0	0- 0		NEUTRAL		0- 0	0- 0	0- 0		

RPI 1-25				RPI 26-50				RPI 51-100				RPI 101+				Team's RPI: 113	
RPI	S	Opponent	Score	RPI	S	Opponent	Score	RPI	S	Opponent	Score	RPI	S	Opponent	Score		
1	H	Notre Dame	52 86	26	A	Miami (FL)	60 71	52	A	Duke	68 95	118	A	Boston College	65 59		
15	A	Louisville	54 78	27	A	Missouri	81 94	52	H	Duke	64 58	120	A	Pittsburgh	60 49		
16	H	Syracuse	65 91	42	A	North Carolina St.	47 64	92	H	Virginia	50 52	123	H	LSU	60 57		
17	H	Florida St.	55 96	42	H	North Carolina St.	63 58	100	H	Belmont	64 78	124	H	North Carolina	75 63		

Non-Div I Games:

Wake Forest

■ Loss, ■ Non-Conf, S Site, H Home A Away N Neutral

Average RPI Win:	124	WON-LOST	WINNING	LAST 10	STRENGTH OF	OPP. STRENGTH	TEAM	ADJ.	CONF.	ADJ CONF.
Average RPI Loss:	26	RECORD	PCT. RANK	GAMES	SCHEDULE	OF SCHEDULE	RPI	RPI	RPI	RPI
DIV. I ONLY	18- 9	77	5- 5	12	15	32	32	1	1	
DIV. I NON-CONF.	9- 2	37	0- 0	41	124	36	36	1	1	
TOTALS	RPI 1-25	RPI 26-50	W-L RECORDS	RPI 51-100	RPI 101-150	RPI 150+				
18- 9	1- 6	2- 1	OVERALL	6- 2	4- 0	5- 0				
10- 4	1- 2	1- 1	HOME	3- 1	1- 0	4- 0				
7- 4	0- 3	1- 0	AWAY	3- 1	2- 0	1- 0				
1- 1	0- 1	0- 0	NEUTRAL	0- 0	1- 0	0- 0				
9- 2	0- 1	0- 1	NON-CONFERENCE	3- 0	2- 0	4- 0				
6- 1	0- 0	0- 1	HOME	2- 0	0- 0	4- 0				
2- 0	0- 0	0- 0	AWAY	1- 0	1- 0	0- 0				
1- 1	0- 1	0- 0	NEUTRAL	0- 0	1- 0	0- 0				
9- 7	1- 5	2- 0	CONFERENCE	3- 2	2- 0	1- 0				
4- 3	1- 2	1- 0	HOME	1- 1	1- 0	0- 0				
5- 4	0- 3	1- 0	AWAY	2- 1	1- 0	1- 0				
0- 0	0- 0	0- 0	NEUTRAL	0- 0	0- 0	0- 0				

RPI S	Opponent	Score	RPI S	Opponent	Score	RPI S	Opponent	Score	RPI S	Opponent	Score
7	H Oregon St.	53 61	34	H Oklahoma	68 71	54	H UC Riverside	78 43	133	A Fresno St.	89 79
8	A Arizona St.	57 77	43	A Southern California	61 53	60	H Oregon	63 75	134	A Arizona	74 52
8	H Arizona St.	61 68	43	H Southern California	69 60	64	H Santa Clara	100 55	134	H Arizona	63 47
9	A UCLA	59 63				67	A South Dakota	77 64	142	N Texas Tech	77 73
9	H UCLA	64 56				73	A Washington St.	79 64	176	A Colorado	76 74
10	A Stanford	53 69				73	H Washington St.	69 63	200	H Weber St.	69 56
16	N Syracuse	62 66				78	A Utah	83 88	249	H San Diego St.	80 51
						95	A California	75 65	257	H Seattle	96 55
									286	H Portland	83 65
LAST 12 Division I GAMES:											
8	A Arizona St.	57 77	95	A California	75 65						
134	A Arizona	74 52	10	A Stanford	53 69						
9	A UCLA	59 63	73	H Washington St.	69 63						
43	A Southern California	61 53	43	H Southern California	69 60						
60	H Oregon	63 75	9	H UCLA	64 56						
7	H Oregon St.	53 61	134	H Arizona	63 47						

Non-Div I Games:

Washington

■ Loss,
■ Non-Conf,
■ S Site,
■ H Home
■ A Away
N Neutral

Average RPI Win: 160		WON-LOST	WINNING	LAST 10	STRENGTH OF	OPP. STRENGTH	TEAM	ADJ.	CONF.	ADJ CONF.
Average RPI Loss: 34		RECORD	PCT. RANK	GAMES	SCHEDULE	OF SCHEDULE	RPI	RPI	RPI	RPI
DIV. I ONLY		13- 14	183	1- 9	30	10	73	73	1	1
DIV. I NON-CONF.		9- 2	37	0- 0	121	96	27	27	1	1
TOTALS		RPI 1-25	RPI 26-50	W-L RECORDS	RPI 51-100	RPI 101-150	RPI 150+			
13- 14	0- 7		1- 3	OVERALL	1- 4	6- 0	5- 0			
6- 5	0- 3		1- 1	HOME	0- 1	3- 0	2- 0			
6- 9	0- 4		0- 2	AWAY	1- 3	3- 0	2- 0			
1- 0	0- 0		0- 0	NEUTRAL	0- 0	0- 0	1- 0			
9- 2	0- 1		0- 0	NON-CONFERENCE	1- 1	4- 0	4- 0			
4- 0	0- 0		0- 0	HOME	0- 0	2- 0	2- 0			
4- 2	0- 1		0- 0	AWAY	1- 1	2- 0	1- 0			
1- 0	0- 0		0- 0	NEUTRAL	0- 0	0- 0	1- 0			
4- 12	0- 6		1- 3	CONFERENCE	0- 3	2- 0	1- 0			
2- 5	0- 3		1- 1	HOME	0- 1	1- 0	0- 0			
2- 7	0- 3		0- 2	AWAY	0- 2	1- 0	1- 0			
0- 0	0- 0		0- 0	NEUTRAL	0- 0	0- 0	0- 0			

RPI 1-25				RPI 26-50				RPI 51-100				Team's RPI: 73		RPI 101+			
RPI	S	Opponent	Score	RPI	S	Opponent	Score	RPI	S	Opponent	Score	RPI	S	Opponent	Score		
7	H	Oregon St.	45 54	32	A	Washington	63 69	59	A	St. Mary's (CA)	71 75	107	H	Gonzaga	55 48		
8	A	Arizona St.	39 61	32	H	Washington	64 79	60	H	Oregon	48 73	119	A	Hawaii	62 52		
8	H	Arizona St.	45 63	43	A	Southern California	62 64	77	A	San Diego	78 72	134	A	Arizona	62 61		
9	A	UCLA	61 73	43	H	Southern California	73 61	78	A	Utah	71 73	134	H	Arizona	67 46		
9	H	UCLA	73 75					95	A	California	71 74	145	A	Boise St.	57 52		
10	A	Stanford	52 69									150	H	Hampton	68 61		
19	A	Oklahoma St.	60 70									176	A	Colorado	74 66		
												198	H	San Jose St.	95 80		
												217	A	Kansas	66 53		
												260	H	UC Santa Barbara	61 44		
												323	N	Nevada	70 57		
LAST 12 Division I GAMES:																	
134	A	Arizona	62 61	10	A	Stanford	52 69										
8	A	Arizona St.	39 61	95	A	California	71 74										
43	A	Southern California	62 64	32	A	Washington	63 69										
9	A	UCLA	61 73	9	H	UCLA	73 75										
7	H	Oregon St.	45 54	43	H	Southern California	73 61										
60	H	Oregon	48 73	8	H	Arizona St.	45 63										

Non-Div I Games:

Washington St.

■ Loss, ■ Non-Conf, S Site, H Home A Away N Neutral

Average RPI Win:	256	WON-LOST	WINNING	LAST 10	STRENGTH OF	OPP. STRENGTH	TEAM	ADJ.	CONF.	ADJ CONF.
Average RPI Loss:	138	RECORD	PCT. RANK	GAMES	SCHEDULE	OF SCHEDULE	RPI	RPI	RPI	RPI
DIV. I ONLY	16- 7	71	7- 3	347	88	200	200	20	20	
DIV. I NON-CONF.	6- 3	99	0- 0	309	107	165	165	22	22	
TOTALS	RPI 1-25	RPI 26-50	W-L RECORDS	RPI 51-100	RPI 101-150	RPI 150+				
16- 7	0- 1	0- 1	OVERALL	0- 0	1- 1	15- 4				
6- 4	0- 1	0- 0	HOME	0- 0	0- 1	6- 2				
9- 3	0- 0	0- 1	AWAY	0- 0	1- 0	8- 2				
1- 0	0- 0	0- 0	NEUTRAL	0- 0	0- 0	1- 0				
6- 3	0- 1	0- 1	NON-CONFERENCE	0- 0	0- 0	6- 1				
1- 2	0- 1	0- 0	HOME	0- 0	0- 0	1- 1				
4- 1	0- 0	0- 1	AWAY	0- 0	0- 0	4- 0				
1- 0	0- 0	0- 0	NEUTRAL	0- 0	0- 0	1- 0				
10- 4	0- 0	0- 0	CONFERENCE	0- 0	1- 1	9- 3				
5- 2	0- 0	0- 0	HOME	0- 0	0- 1	5- 1				
5- 2	0- 0	0- 0	AWAY	0- 0	1- 0	4- 2				
0- 0	0- 0	0- 0	NEUTRAL	0- 0	0- 0	0- 0				

RPI 1-25				RPI 26-50				RPI 51-100				RPI 101+ Team's RPI: 200			
RPI	S	Opponent	Score	RPI	S	Opponent	Score	RPI	S	Opponent	Score	RPI	S	Opponent	Score
12	H	BYU	51 68	32	A	Washington	56 69					115	A	North Dakota	62 56
												115	H	North Dakota	78 85
												169	A	Sacramento St.	64 87
												169	H	Sacramento St.	77 66
												175	A	Northern Colo.	63 65
												175	H	Northern Colo.	82 79
												207	H	Utah Valley	61 56
												212	N	Stephen F. Austin	56 46
												224	A	North Texas	45 38
												228	H	Col. of Charleston	42 50
												233	A	Idaho St.	61 46
												233	H	Idaho St.	57 58
												276	A	Northern Ariz.	76 56
												276	H	Northern Ariz.	95 88
												286	A	Portland	57 55
												297	A	Denver	61 49
												315	A	Portland St.	75 58
												315	H	Portland St.	102 73
												328	A	Southern Utah	69 51
												328	H	Southern Utah	75 56
												338	A	Cal St. Fullerton	60 40
LAST 12 Division I GAMES:															
276	H	Northern Ariz.	95 88	328	A	Southern Utah	69 51								
328	H	Southern Utah	75 56	276	A	Northern Ariz.	76 56								
315	A	Portland St.	75 58	233	H	Idaho St.	57 58								
169	A	Sacramento St.	64 87	169	H	Sacramento St.	77 66								
115	H	North Dakota	78 85	315	H	Portland St.	102 73								
175	H	Northern Colo.	82 79	175	A	Northern Colo.	63 65								

Non-Div I Games: Westminster (UT) 79 46 Bethesda (CA) 86 60

Weber St.

Loss, Non-Conf, S Site, H Home A Away N Neutral

Average RPI Win:	164	WON-LOST	WINNING	LAST 10	STRENGTH OF	OPP. STRENGTH	TEAM	ADJ.	CONF.	ADJ CONF.
Average RPI Loss:	28	RECORD	PCT. RANK	GAMES	SCHEDULE	OF SCHEDULE	RPI	RPI	RPI	RPI
DIV. I ONLY	20- 8	66	6- 4	55	51	38	38	3	3	
DIV. I NON-CONF.	11- 2	28	0- 0	182	221	60	60	3	3	
TOTALS	RPI 1-25	RPI 26-50	W-L RECORDS	RPI 51-100	RPI 101-150	RPI 150+				
20- 8	0- 5	5- 2	OVERALL	3- 0	2- 1	10- 0				
11- 2	0- 2	2- 0	HOME	2- 0	1- 0	6- 0				
4- 5	0- 3	1- 1	AWAY	1- 0	1- 1	1- 0				
5- 1	0- 0	2- 1	NEUTRAL	0- 0	0- 0	3- 0				
11- 2	0- 0	2- 1	NON-CONFERENCE	1- 0	0- 1	8- 0				
6- 0	0- 0	0- 0	HOME	1- 0	0- 0	5- 0				
0- 1	0- 0	0- 0	AWAY	0- 0	0- 1	0- 0				
5- 1	0- 0	2- 1	NEUTRAL	0- 0	0- 0	3- 0				
9- 6	0- 5	3- 1	CONFERENCE	2- 0	2- 0	2- 0				
5- 2	0- 2	2- 0	HOME	1- 0	1- 0	1- 0				
4- 4	0- 3	1- 1	AWAY	1- 0	1- 0	1- 0				
0- 0	0- 0	0- 0	NEUTRAL	0- 0	0- 0	0- 0				

RPI 1-25				RPI 26-50				Team's RPI: 38	RPI 51-100				RPI 101+			
RPI	S	Opponent	Score	RPI	S	Opponent	Score		RPI	S	Opponent	Score	RPI	S	Opponent	Score
3	A	Baylor	64 69	34	A	Oklahoma	54 57		86	A	TCU	97 84	107	A	Gonzaga	57 62
3	H	Baylor	61 71	34	H	Oklahoma	63 55		97	H	Elon	67 57	142	A	Texas Tech	69 42
6	A	Texas	50 73	40	N	James Madison	69 62		98	H	Iowa St.	57 47	142	H	Texas Tech	79 57
6	H	Texas	54 65	43	N	Southern California	67 78						152	N	Marshall	66 60
19	A	Oklahoma St.	51 63	46	N	Indiana	75 64						163	N	Yale	70 60
				48	A	Kansas St.	72 53						217	A	Kansas	65 45
				48	H	Kansas St.	64 44						217	H	Kansas	72 35
													230	N	Grand Canyon	68 50
													254	H	Coppin St.	96 64
													306	H	Morehead St.	94 56
													310	H	Fairleigh Dickinson	91 42
													320	H	Longwood	74 43
													329	H	Delaware St.	77 34
LAST 12 Division I GAMES:																
6	A	Texas	50 73	3	H	Baylor	61 71									
34	H	Oklahoma	63 55	34	A	Oklahoma	54 57									
19	A	Oklahoma St.	51 63	86	A	TCU	97 84									
98	H	Iowa St.	57 47	217	H	Kansas	72 35									
48	H	Kansas St.	64 44	3	A	Baylor	64 69									
142	A	Texas Tech	69 42	142	H	Texas Tech	79 57									

Non-Div I Games:

West Virginia

■ Loss,
 ■ Non-Conf,
 ■ S Site,
 ■ H Home
 ■ A Away
 N Neutral

Average RPI Win:	300	WON-LOST	WINNING	LAST 10	STRENGTH OF	OPP. STRENGTH	TEAM	ADJ.	CONF.	ADJ CONF.
Average RPI Loss:	168	RECORD	PCT. RANK	GAMES	SCHEDULE	OF SCHEDULE	RPI	RPI	RPI	RPI
DIV. I ONLY	3- 21	337	2- 8	147	281	311	311	17	17	
DIV. I NON-CONF.	1- 10	330	0- 0	152	344	308	308	15	15	
TOTALS	RPI 1-25	RPI 26-50	W-L RECORDS	RPI 51-100	RPI 101-150	RPI 150+				
3- 21	0- 0	0- 1	OVERALL	0- 3	0- 5	3- 12				
2- 7	0- 0	0- 0	HOME	0- 1	0- 3	2- 3				
0- 14	0- 0	0- 1	AWAY	0- 2	0- 2	0- 9				
1- 0	0- 0	0- 0	NEUTRAL	0- 0	0- 0	1- 0				
1- 10	0- 0	0- 1	NON-CONFERENCE	0- 1	0- 1	1- 7				
0- 2	0- 0	0- 0	HOME	0- 0	0- 1	0- 1				
0- 8	0- 0	0- 1	AWAY	0- 1	0- 0	0- 6				
1- 0	0- 0	0- 0	NEUTRAL	0- 0	0- 0	1- 0				
2- 11	0- 0	0- 0	CONFERENCE	0- 2	0- 4	2- 5				
2- 5	0- 0	0- 0	HOME	0- 1	0- 2	2- 2				
0- 6	0- 0	0- 0	AWAY	0- 1	0- 2	0- 3				
0- 0	0- 0	0- 0	NEUTRAL	0- 0	0- 0	0- 0				

RPI 1-25			RPI 26-50			RPI 51-100			RPI 101+			Team's RPI: 311
RPI	S	Opponent	Score	RPI	S	Opponent	Score	RPI	S	Opponent	Score	
42	A	North Carolina St.	55 86	51	A	Chattanooga	59 77	110	A	Mercer	42 63	
				51	H	Chattanooga	51 65	110	H	Mercer	88 92	
				52	A	Duke	47 84	111	A	Samford	52 57	
								111	H	Samford	42 59	
								122	H	UNC Asheville	45 67	
								159	A	ETSU	62 74	
								159	H	ETSU	43 45	
								167	A	Davidson	51 64	
								184	A	Eastern Ky.	62 91	
								202	A	USC Upstate	59 68	
								227	A	Furman	56 71	
								227	H	Furman	76 83	
								255	H	Bethune-Cookman	59 66	
								291	A	Campbell	66 73	
								292	A	Charleston So.	59 80	
								293	A	Kennesaw St.	53 65	
								295	N	Florida A&M	69 53	
								299	H	UNCG	84 72	
								305	A	Wofford	71 72	
								305	H	Wofford	74 72	
LAST 12 Division I GAMES:												
227	A	Furman	56 71	299	H	UNCG	84 72					
305	A	Wofford	71 72	305	H	Wofford	74 72					
51	H	Chattanooga	51 65	227	H	Furman	76 83					
159	H	ETSU	43 45	159	A	ETSU	62 74					
111	A	Samford	52 57	51	A	Chattanooga	59 77					
110	A	Mercer	42 63	110	H	Mercer	88 92					

Non-Div I Games: Anderson (SC) 72 55 Brevard 68 60 Warren Wilson 106 52

Western Caro.

Average RPI Win:	280	WON-LOST	WINNING	LAST 10	STRENGTH OF	OPP. STRENGTH	TEAM	ADJ.	CONF.	ADJ CONF.
Average RPI Loss:	137	RECORD	PCT. RANK	GAMES	SCHEDULE	OF SCHEDULE	RPI	RPI	RPI	RPI
DIV. I ONLY	12- 13	185	5- 5	291	220	229	229	18	18	
DIV. I NON-CONF.	5- 6	180	0- 0	303	232	247	247	19	19	
TOTALS	RPI 1-25	RPI 26-50	W-L RECORDS	RPI 51-100	RPI 101-150	RPI 150+				
12- 13	0- 0	0- 1	OVERALL	0- 4	1- 4	11- 4				
6- 4	0- 0	0- 0	HOME	0- 1	1- 1	5- 2				
5- 8	0- 0	0- 1	AWAY	0- 3	0- 3	5- 1				
1- 1	0- 0	0- 0	NEUTRAL	0- 0	0- 0	1- 1				
5- 6	0- 0	0- 1	NON-CONFERENCE	0- 1	0- 1	5- 3				
2- 2	0- 0	0- 0	HOME	0- 0	0- 0	2- 2				
2- 3	0- 0	0- 1	AWAY	0- 1	0- 1	2- 0				
1- 1	0- 0	0- 0	NEUTRAL	0- 0	0- 0	1- 1				
7- 7	0- 0	0- 0	CONFERENCE	0- 3	1- 3	6- 1				
4- 2	0- 0	0- 0	HOME	0- 1	1- 1	3- 0				
3- 5	0- 0	0- 0	AWAY	0- 2	0- 2	3- 1				
0- 0	0- 0	0- 0	NEUTRAL	0- 0	0- 0	0- 0				

RPI 1-25			RPI 26-50			RPI 51-100			RPI 101+			Team's RPI: 229			
RPI	S	Opponent	Score	RPI	S	Opponent	Score	RPI	S	Opponent	Score				
				48	A	Kansas St.	45 84	55	A	Iowa	81 96	115	A	North Dakota	67 78
								63	A	South Dakota St.	63 85	126	A	IUPUI	87 96
								67	A	South Dakota	50 86	126	H	IUPUI	60 68
								67	H	South Dakota	77 102	147	A	Oral Roberts	55 79
												147	H	Oral Roberts	72 61
												164	H	SIUE	78 74
												205	H	Southeast Mo. St.	84 89
												219	H	Ill.-Chicago	70 78
												255	N	Bethune-Cookman	75 59
												259	A	Omaha	66 79
												259	H	Omaha	74 55
												281	N	Towson	77 83
												297	A	Denver	80 69
												297	H	Denver	63 60
												314	A	North Dakota St.	94 82
												316	A	IPFW	78 74
												316	H	IPFW	88 87
												319	A	Illinois St.	79 64
												339	A	Eastern Ill.	92 69
												340	H	Chicago St.	88 50
LAST 12 Division I GAMES:															
				147	A	Oral Roberts	55 79	67	H	South Dakota	77 102				
				67	A	South Dakota	50 86	63	A	South Dakota St.	63 85				
				297	A	Denver	80 69	314	A	North Dakota St.	94 82				
				126	A	IUPUI	87 96	297	H	Denver	63 60				
				316	H	IPFW	88 87	126	H	IUPUI	60 68				
				259	H	Omaha	74 55	316	A	IPFW	78 74				

Non-Div I Games: Ashford 86 58 Central Methodist 108 46

Western Ill.

Average RPI Win:	183	WON-LOST	WINNING	LAST 10	STRENGTH OF	OPP. STRENGTH	TEAM	ADJ.	CONF.	ADJ CONF.
Average RPI Loss:	82	RECORD	PCT. RANK	GAMES	SCHEDULE	OF SCHEDULE	RPI	RPI	RPI	RPI
DIV. I ONLY	19- 5	30	7- 3	145	111	49	49	12	12	
DIV. I NON-CONF.	8- 2	51	0- 0	208	117	55	55	10	10	
TOTALS	RPI 1-25	RPI 26-50	W-L RECORDS	RPI 51-100	RPI 101-150	RPI 150+				
19- 5	1- 1	0- 0	OVERALL	2- 3	4- 0	12- 1				
10- 1	1- 1	0- 0	HOME	2- 0	1- 0	6- 0				
8- 4	0- 0	0- 0	AWAY	0- 3	3- 0	5- 1				
1- 0	0- 0	0- 0	NEUTRAL	0- 0	0- 0	1- 0				
8- 2	1- 0	0- 0	NON-CONFERENCE	1- 1	1- 0	5- 1				
4- 0	1- 0	0- 0	HOME	1- 0	0- 0	2- 0				
3- 2	0- 0	0- 0	AWAY	0- 1	1- 0	2- 1				
1- 0	0- 0	0- 0	NEUTRAL	0- 0	0- 0	1- 0				
11- 3	0- 1	0- 0	CONFERENCE	1- 2	3- 0	7- 0				
6- 1	0- 1	0- 0	HOME	1- 0	1- 0	4- 0				
5- 2	0- 0	0- 0	AWAY	0- 2	2- 0	3- 0				
0- 0	0- 0	0- 0	NEUTRAL	0- 0	0- 0	0- 0				

RPI	S	Opponent	Score
15	H	Louisville	71 69
25	H	UTEP	78 85

RPI	S	Opponent	Score
Team's RPI: 49			

RPI	S	Opponent	Score
70	A	Middle Tenn.	75 83
72	A	Ball St.	60 74
75	A	Charlotte	72 81
75	H	Charlotte	77 66
100	H	Belmont	80 65

RPI	S	Opponent	Score
143	A	Old Dominion	85 74
143	H	Old Dominion	68 51
146	A	UAB	63 49
149	A	UT Arlington	73 64
152	A	Marshall	80 76
152	H	Marshall	81 52
166	A	Ole Miss	53 59
184	H	Eastern Ky.	76 60
184	N	George Mason	84 58
189	A	Fla. Atlantic	81 62
223	H	Rice	52 49
224	H	North Texas	65 53
228	A	Col. of Charleston	78 44
265	H	UTSA	72 65
270	H	Austin Peay	88 69
302	A	FIU	71 69
331	A	Lipscomb	64 56

LAST 12 Division I GAMES:

75	A	Charlotte	72 81	146	A	UAB	63 49
143	A	Old Dominion	85 74	75	H	Charlotte	77 66
152	A	Marshall	80 76	143	H	Old Dominion	68 51
25	H	UTEP	78 85	224	H	North Texas	65 53
265	H	UTSA	72 65	223	H	Rice	52 49
70	A	Middle Tenn.	75 83	189	A	Fla. Atlantic	81 62

Non-Div I Games: Alas. Anchorage 62 58

Western Ky.

■ Loss,
 ■ Non-Conf,
 ■ S Site,
 ■ H Home
 ■ A Away
 N Neutral

Average RPI Win:	244	WON-LOST	WINNING	LAST 10	STRENGTH OF	OPP. STRENGTH	TEAM	ADJ.	CONF.	ADJ CONF.
Average RPI Loss:	71	RECORD	PCT. RANK	GAMES	SCHEDULE	OF SCHEDULE	RPI	RPI	RPI	RPI
DIV. I ONLY	13- 11	147	5- 5	123	153	116	116	11	11	
DIV. I NON-CONF.	6- 4	125	0- 0	161	183	107	107	13	13	
TOTALS	RPI 1-25	RPI 26-50	W-L RECORDS	RPI 51-100	RPI 101-150	RPI 150+				
13- 11	0- 1	0- 2	OVERALL	0- 7	2- 1	11- 0				
6- 2	0- 0	0- 0	HOME	0- 2	1- 0	5- 0				
6- 7	0- 1	0- 1	AWAY	0- 4	1- 1	5- 0				
1- 2	0- 0	0- 1	NEUTRAL	0- 1	0- 0	1- 0				
6- 4	0- 1	0- 1	NON-CONFERENCE	0- 1	0- 1	6- 0				
2- 0	0- 0	0- 0	HOME	0- 0	0- 0	2- 0				
3- 2	0- 1	0- 0	AWAY	0- 0	0- 1	3- 0				
1- 2	0- 0	0- 1	NEUTRAL	0- 1	0- 0	1- 0				
7- 7	0- 0	0- 1	CONFERENCE	0- 6	2- 0	5- 0				
4- 2	0- 0	0- 0	HOME	0- 2	1- 0	3- 0				
3- 5	0- 0	0- 1	AWAY	0- 4	1- 0	2- 0				
0- 0	0- 0	0- 0	NEUTRAL	0- 0	0- 0	0- 0				

RPI 1-25				RPI 26-50				RPI 51-100				RPI 101+ Team's RPI: 116			
RPI	S	Opponent	Score	RPI	S	Opponent	Score	RPI	S	Opponent	Score	RPI	S	Opponent	Score
23	A	Michigan St.	40 78	29	A	Ohio	63 73	68	N	FGCU	42 60	114	A	Northwestern	62 86
				31	N	Mississippi St.	68 90	72	A	Ball St.	54 60	129	H	Akron	69 65
								72	H	Ball St.	53 77	138	A	Buffalo	92 78
								83	A	Central Mich.	51 53	154	H	Detroit	70 66
								91	A	Eastern Mich.	66 70	178	A	Loyola Chicago	68 45
								99	A	Toledo	73 80	191	N	Gardner-Webb	71 44
								99	H	Toledo	68 80	253	A	Bowling Green	65 49
												253	H	Bowling Green	74 45
												266	H	Miami (OH)	80 66
												304	A	Bradley	72 59
												316	A	IPFW	70 48
												324	A	Kent St.	65 53
												324	H	Kent St.	73 52
												340	H	Chicago St.	65 56
LAST 12 Division I GAMES:															
				72	A	Ball St.	54 60	83	A	Central Mich.	51 53				
				129	H	Akron	69 65	72	H	Ball St.	53 77				
				253	A	Bowling Green	65 49	138	A	Buffalo	92 78				
				91	A	Eastern Mich.	66 70	266	H	Miami (OH)	80 66				
				99	H	Toledo	68 80	324	H	Kent St.	73 52				
				324	A	Kent St.	65 53	99	A	Toledo	73 80				

Non-Div I Games: Ferris St. 73 41 Wis.-Parkside 56 49

Western Mich.

Loss, Non-Conf, S Site, H Home A Away N Neutral

Average RPI Win:	254	WON-LOST	WINNING	LAST 10	STRENGTH OF	OPP. STRENGTH	TEAM	ADJ.	CONF.	ADJ CONF.
Average RPI Loss:	161	RECORD	PCT. RANK	GAMES	SCHEDULE	OF SCHEDULE	RPI	RPI	RPI	RPI
DIV. I ONLY	7- 19	285	3- 4	200	224	287	287	21	21	
DIV. I NON-CONF.	3- 8	258	1- 0	136	245	251	251	17	17	
TOTALS	RPI 1-25	RPI 26-50	W-L RECORDS	RPI 51-100	RPI 101-150	RPI 150+				
7- 19	0- 1	0- 2	OVERALL	0- 1	1- 6	6- 9				
5- 8	0- 1	0- 1	HOME	0- 1	1- 2	4- 3				
2- 10	0- 0	0- 1	AWAY	0- 0	0- 4	2- 5				
0- 1	0- 0	0- 0	NEUTRAL	0- 0	0- 0	0- 1				
3- 8	0- 1	0- 2	NON-CONFERENCE	0- 0	0- 1	3- 4				
2- 4	0- 1	0- 1	HOME	0- 0	0- 0	2- 2				
1- 3	0- 0	0- 1	AWAY	0- 0	0- 1	1- 1				
0- 1	0- 0	0- 0	NEUTRAL	0- 0	0- 0	0- 1				
4- 11	0- 0	0- 0	CONFERENCE	0- 1	1- 5	3- 5				
3- 4	0- 0	0- 0	HOME	0- 1	1- 2	2- 1				
1- 7	0- 0	0- 0	AWAY	0- 0	0- 3	1- 4				
0- 0	0- 0	0- 0	NEUTRAL	0- 0	0- 0	0- 0				

RPI 1-25			RPI 26-50			RPI 51-100			RPI 101+ Team's RPI: 287		
RPI	S	Opponent	Score	RPI	S	Opponent	Score	RPI	S	Opponent	Score
24	H	Tennessee	51 58	27	H	Missouri	37 57	90	H	Missouri St.	57 77
				41	A	Arkansas St.	40 67				
LAST 12 Division I GAMES:											
302	A	FIU	76 62	108	A	Drake	59 81	326	A	Evansville	44 31
135	A	Southern Ill.	66 80	90	H	Missouri St.	57 77	326	H	Evansville	58 50
326	A	Evansville	44 31	326	H	Evansville	58 50	135	H	Southern Ill.	57 48
178	H	Loyola Chicago	65 62	304	A	Bradley	44 50	304	A	Bradley	44 50
304	H	Bradley	50 55	106	A	UNI	48 69	178	A	Loyola Chicago	55 60
106	A	UNI	48 69								

Non-Div I Games:

Wichita St.

■ Loss,
■ Non-Conf,
■ S Site,
■ H Home
■ A Away
N Neutral

William & Mary

Through Games Of Feb. 23, 2016

Average RPI Win:	241	WON-LOST	WINNING	LAST 10	STRENGTH OF	OPP. STRENGTH	TEAM	ADJ.	CONF.	ADJ CONF.
Average RPI Loss:	134	RECORD	PCT. RANK	GAMES	SCHEDULE	OF SCHEDULE	RPI	RPI	RPI	RPI
DIV. I ONLY	14- 12	150	3- 7	286	169	195	195	13	13	
DIV. I NON-CONF.	9- 2	37	0- 0	337	293	145	145	11	11	
TOTALS	RPI 1-25	RPI 26-50	W-L RECORDS	RPI 51-100	RPI 101-150	RPI 150+				
14- 12	0- 0	1- 1	OVERALL	0- 5	1- 0	12- 6				
8- 4	0- 0	1- 0	HOME	0- 2	1- 0	6- 2				
6- 8	0- 0	0- 0	AWAY	0- 0	0- 0	6- 2				
0- 0	0- 0	0- 0	NEUTRAL	0- 0	0- 0	0- 0				
9- 2	0- 0	0- 0	NON-CONFERENCE	0- 1	1- 0	8- 1				
5- 0	0- 0	0- 0	HOME	0- 0	1- 0	4- 0				
4- 2	0- 0	0- 0	AWAY	0- 1	0- 0	4- 1				
0- 0	0- 0	0- 0	NEUTRAL	0- 0	0- 0	0- 0				
5- 10	0- 0	1- 1	CONFERENCE	0- 4	0- 0	4- 5				
3- 4	0- 0	1- 0	HOME	0- 2	0- 0	2- 2				
2- 6	0- 0	0- 1	AWAY	0- 2	0- 0	2- 3				
0- 0	0- 0	0- 0	NEUTRAL	0- 0	0- 0	0- 0				

RPI S	Opponent	Score	RPI S	Opponent	Score	RPI S	Opponent	Score	RPI S	Opponent	Score	Team's RPI: 195
40	A James Madison	63 83	40	H James Madison	65 59	74	A Hofstra	45 75	143	H Old Dominion	75 64	
						74	H Hofstra	53 61	158	A Northeastern	68 69	
						80	A VCU	47 73	158	H Northeastern	69 62	
						81	H Drexel	50 67	168	A Delaware	63 67	
						97	A Elon	51 73	168	H Delaware	53 69	
									179	H Grambling	74 55	
									188	A Richmond	50 56	
									228	A Col. of Charleston	66 40	
									228	H Col. of Charleston	51 55	
									248	A Clemson	58 41	
									252	A Loyola Maryland	62 61	
									256	A UNCW	44 59	
									256	H UNCW	77 65	
									272	H American	62 51	
									281	A Towson	73 54	
									305	H Wofford	75 55	
									329	A Delaware St.	65 59	
									330	A Mt. St. Mary's	76 74	
									347	H Norfolk St.	67 47	
LAST 12 Division I GAMES:												
228	A Col. of Charleston	66 40	158	H Northeastern	69 62							
40	A James Madison	63 83	228	H Col. of Charleston	51 55							
168	H Delaware	53 69	168	A Delaware	63 67							
74	H Hofstra	53 61	256	H UNCW	77 65							
256	A UNCW	44 59	74	A Hofstra	45 75							
97	A Elon	51 73	158	A Northeastern	68 69							

Non-Div I Games:

William & Mary

Loss, Non-Conf, S Site, H Home A Away N Neutral

Average RPI Win: 275	WON-LOST	WINNING	LAST 10	STRENGTH OF	OPP. STRENGTH	TEAM	ADJ.	CONF.	ADJ CONF.
Average RPI Loss: 179	RECORD	PCT. RANK	GAMES	SCHEDULE	OF SCHEDULE	RPI	RPI	RPI	RPI
DIV. I ONLY	4- 22	327	2- 8	187	263	318	318	26	26
DIV. I NON-CONF.	1- 8	320	0- 0	65	50	252	252	29	29
TOTALS	RPI 1-25	RPI 26-50	W-L RECORDS	RPI 51-100	RPI 101-150	RPI 150+			
4- 22	0- 1	0- 2	OVERALL	0- 2	0- 4	4- 13			
4- 6	0- 0	0- 0	HOME	0- 0	0- 1	4- 5			
0- 15	0- 1	0- 1	AWAY	0- 2	0- 3	0- 8			
0- 1	0- 0	0- 1	NEUTRAL	0- 0	0- 0	0- 0			
1- 8	0- 1	0- 2	NON-CONFERENCE	0- 2	0- 1	1- 2			
1- 0	0- 0	0- 0	HOME	0- 0	0- 0	1- 0			
0- 7	0- 1	0- 1	AWAY	0- 2	0- 1	0- 2			
0- 1	0- 0	0- 1	NEUTRAL	0- 0	0- 0	0- 0			
3- 14	0- 0	0- 0	CONFERENCE	0- 0	0- 3	3- 11			
3- 6	0- 0	0- 0	HOME	0- 0	0- 1	3- 5			
0- 8	0- 0	0- 0	AWAY	0- 0	0- 2	0- 6			
0- 0	0- 0	0- 0	NEUTRAL	0- 0	0- 0	0- 0			

RPI 1-25				RPI 26-50				RPI 51-100				RPI 101+ Team's RPI: 318			
RPI	S	Opponent	Score	RPI	S	Opponent	Score	RPI	S	Opponent	Score	RPI	S	Opponent	Score
2	A	South Carolina	37 86	29	N	Ohio	54 75	52	A	Duke	50 78	112	A	Liberty	61 77
				34	A	Oklahoma	48 78	56	A	Auburn	33 76	122	A	UNC Asheville	55 63
												122	H	UNC Asheville	59 67
												129	A	Akron	59 76
												191	A	Gardner-Webb	52 70
												191	H	Gardner-Webb	81 62
												197	A	Radford	44 66
												197	H	Radford	38 67
												225	H	Presbyterian	48 59
												227	A	Furman	52 71
												228	A	Col. of Charleston	63 77
												250	A	High Point	60 80
												250	H	High Point	67 74
												268	H	Coastal Caro.	52 43
												291	A	Campbell	56 69
												291	H	Campbell	50 49
												292	A	Charleston So.	51 54
												292	H	Charleston So.	50 58
												320	A	Longwood	60 67
												320	H	Longwood	60 63
												349	H	N.C. Central	62 39
LAST 12 Division I GAMES:															
197	H	Radford	38 67	292	H	Charleston So.	50 58								
250	A	High Point	60 80	320	A	Longwood	60 67								
291	A	Campbell	56 69	291	H	Campbell	50 49								
268	H	Coastal Caro.	52 43	250	H	High Point	67 74								
191	A	Gardner-Webb	52 70	112	A	Liberty	61 77								
122	H	UNC Asheville	59 67	225	H	Presbyterian	48 59								

Non-Div I Games:

Winthrop

■ Loss,
 ■ Non-Conf, S Site,
 ■ Home
 ■ Away
 N Neutral

Average RPI Win:	135	WON-LOST	WINNING	LAST 10	STRENGTH OF	OPP. STRENGTH	TEAM	ADJ.	CONF.	ADJ CONF.
Average RPI Loss:	75	RECORD	PCT. RANK	GAMES	SCHEDULE	OF SCHEDULE	RPI	RPI	RPI	RPI
DIV. I ONLY	7- 19	285	1- 9	43	22	181	181	5	5	
DIV. I NON-CONF.	4- 6	201	0- 0	73	79	158	158	4	4	
TOTALS	RPI 1-25	RPI 26-50	W-L RECORDS	RPI 51-100	RPI 101-150	RPI 150+				
7- 19	0- 5	1- 2	OVERALL	1- 7	2- 2	3- 3				
5- 9	0- 3	1- 1	HOME	1- 2	1- 2	2- 1				
1- 10	0- 2	0- 1	AWAY	0- 5	1- 0	0- 2				
1- 0	0- 0	0- 0	NEUTRAL	0- 0	0- 0	1- 0				
4- 6	0- 1	0- 1	NON-CONFERENCE	0- 2	1- 1	3- 1				
2- 3	0- 1	0- 1	HOME	0- 0	0- 1	2- 0				
1- 3	0- 0	0- 0	AWAY	0- 2	1- 0	0- 1				
1- 0	0- 0	0- 0	NEUTRAL	0- 0	0- 0	1- 0				
3- 13	0- 4	1- 1	CONFERENCE	1- 5	1- 1	0- 2				
3- 6	0- 2	1- 0	HOME	1- 2	1- 1	0- 1				
0- 7	0- 2	0- 1	AWAY	0- 3	0- 0	0- 1				
0- 0	0- 0	0- 0	NEUTRAL	0- 0	0- 0	0- 0				

RPI 1-25				RPI 26-50				RPI 51-100				RPI 101+ Team's RPI: 181			
RPI	S	Opponent	Score	RPI	S	Opponent	Score	RPI	S	Opponent	Score	RPI	S	Opponent	Score
5	A	Ohio St.	61 87	28	H	Green Bay	58 72	53	A	Rutgers	41 61	108	H	Drake	70 89
11	H	Maryland	65 90	46	A	Indiana	57 67	55	H	Iowa	54 57	113	A	Wake Forest	64 51
21	H	Florida	75 91	46	H	Indiana	73 69	57	H	Purdue	64 57	114	H	Northwestern	53 71
23	A	Michigan St.	67 77					62	A	Michigan	65 82	131	H	Penn St.	82 62
23	H	Michigan St.	54 77					65	A	Dayton	64 87	153	A	Illinois	65 71
								79	H	Minnesota	77 84	153	H	Illinois	56 76
								82	A	Nebraska	62 75	168	N	Delaware	54 52
								88	A	Marquette	61 77	172	H	Louisiana Tech	79 65
												249	A	San Diego St.	57 63
												261	H	Northern Ill.	89 62
LAST 12 Division I GAMES:															
114	H	Northwestern	53 71	23	H	Michigan St.	54 77								
153	H	Illinois	56 76	82	A	Nebraska	62 75								
46	A	Indiana	57 67	79	H	Minnesota	77 84								
62	A	Michigan	65 82	11	H	Maryland	65 90								
57	H	Purdue	64 57	153	A	Illinois	65 71								
5	A	Ohio St.	61 87	55	H	Iowa	54 57								

Non-Div I Games:

Wisconsin

■ Loss,
 ■ Non-Conf,
 ■ S Site,
 ■ H Home
 ■ A Away
 N Neutral

Average RPI Win: 291	WON-LOST	WINNING	LAST 10	STRENGTH OF	OPP. STRENGTH	TEAM	ADJ.	CONF.	ADJ CONF.
Average RPI Loss: 175	RECORD	PCT. RANK	GAMES	SCHEDULE	OF SCHEDULE	RPI	RPI	RPI	RPI
DIV. I ONLY	7- 17	280	3- 6	263	291	305	305	17	17
DIV. I NON-CONF.	4- 8	234	0- 0	243	348	284	284	15	15
TOTALS	RPI 1-25	RPI 26-50	W-L RECORDS	RPI 51-100	RPI 101-150	RPI 150+			
7- 17	0- 0	0- 0	OVERALL	0- 3	0- 4	7- 10			
6- 6	0- 0	0- 0	HOME	0- 1	0- 3	6- 2			
1- 11	0- 0	0- 0	AWAY	0- 2	0- 1	1- 8			
0- 0	0- 0	0- 0	NEUTRAL	0- 0	0- 0	0- 0			
4- 8	0- 0	0- 0	NON-CONFERENCE	0- 1	0- 2	4- 5			
4- 1	0- 0	0- 0	HOME	0- 0	0- 1	4- 0			
0- 7	0- 0	0- 0	AWAY	0- 1	0- 1	0- 5			
0- 0	0- 0	0- 0	NEUTRAL	0- 0	0- 0	0- 0			
3- 9	0- 0	0- 0	CONFERENCE	0- 2	0- 2	3- 5			
2- 5	0- 0	0- 0	HOME	0- 1	0- 2	2- 2			
1- 4	0- 0	0- 0	AWAY	0- 1	0- 0	1- 3			
0- 0	0- 0	0- 0	NEUTRAL	0- 0	0- 0	0- 0			

RPI 1-25				RPI 26-50				RPI 51-100				RPI 101+				Team's RPI: 305	
RPI	S	Opponent	Score	RPI	S	Opponent	Score	RPI	S	Opponent	Score	RPI	S	Opponent	Score		
								51	A	Chattanooga	48 65	110	H	Mercer	61 70		
								51	H	Chattanooga	40 53	111	H	Samford	39 58		
								79	A	Minnesota	54 98	117	A	Virginia Tech	42 73		
												122	H	UNC Asheville	63 70		
												159	A	ETSU	69 70		
												159	H	ETSU	54 70		
												191	A	Gardner-Webb	61 64		
												195	A	William & Mary	55 75		
												197	H	Radford	79 70		
												227	A	Furman	64 70		
												227	H	Furman	61 70		
												268	A	Coastal Caro.	69 83		
												290	H	Jacksonville St.	66 54		
												292	A	Charleston So.	64 74		
												293	H	Kennesaw St.	70 59		
												298	A	South Carolina St.	47 60		
												299	A	UNCG	58 56		
												299	H	UNCG	104 64		
												311	A	Western Caro.	72 74		
												311	H	Western Caro.	72 71		
												349	H	N.C. Central	60 37		
LAST 12 Division I GAMES:																	
299	H	UNCG	104 64	110	H	Mercer	61 70										
311	H	Western Caro.	72 71	311	A	Western Caro.	72 74										
227	A	Furman	64 70	299	A	UNCG	58 56										
51	A	Chattanooga	48 65	227	H	Furman	61 70										
159	A	ETSU	69 70	159	H	ETSU	54 70										
111	H	Samford	39 58	51	H	Chattanooga	40 53										

Non-Div I Games: Montreat 83 48 Bluefield Col. 69 58

Wofford

Loss, Non-Conf, S Site, H Home A Away N Neutral

Average RPI Win:	221	WON-LOST	WINNING	LAST 10	STRENGTH OF	OPP. STRENGTH	TEAM	ADJ.	CONF.	ADJ CONF.
Average RPI Loss:	84	RECORD	PCT. RANK	GAMES	SCHEDULE	OF SCHEDULE	RPI	RPI	RPI	RPI
DIV. I ONLY	18- 7	62	6- 4	196	126	101	101	14	14	
DIV. I NON-CONF.	8- 3	77	0- 0	277	84	132	132	16	16	
TOTALS	RPI 1-25	RPI 26-50	W-L RECORDS	RPI 51-100	RPI 101-150	RPI 150+				
18- 7	0- 1	1- 2	OVERALL	0- 1	2- 1	15- 2				
8- 4	0- 1	0- 1	HOME	0- 0	1- 0	7- 2				
8- 2	0- 0	0- 1	AWAY	0- 0	1- 1	7- 0				
2- 1	0- 0	1- 0	NEUTRAL	0- 1	0- 0	1- 0				
8- 3	0- 1	1- 1	NON-CONFERENCE	0- 1	0- 0	7- 0				
4- 1	0- 1	0- 0	HOME	0- 0	0- 0	4- 0				
2- 1	0- 0	0- 1	AWAY	0- 0	0- 0	2- 0				
2- 1	0- 0	1- 0	NEUTRAL	0- 1	0- 0	1- 0				
10- 4	0- 0	0- 1	CONFERENCE	0- 0	2- 1	8- 2				
4- 3	0- 0	0- 1	HOME	0- 0	1- 0	3- 2				
6- 1	0- 0	0- 0	AWAY	0- 0	1- 1	5- 0				
0- 0	0- 0	0- 0	NEUTRAL	0- 0	0- 0	0- 0				

RPI 1-25				RPI 26-50				RPI 51-100				RPI 101+ Team's RPI: 101			
RPI	S	Opponent	Score	RPI	S	Opponent	Score	RPI	S	Opponent	Score	RPI	S	Opponent	Score
20	H	Georgia	57 63	26	A	Miami (FL)	67 80	55	N	Iowa	77 83	130	A	Youngstown St.	69 72
				28	H	Green Bay	58 63					139	A	Northern Ky.	76 65
				39	N	George Washington	77 71					139	H	Northern Ky.	66 61
												154	A	Detroit	89 71
												154	H	Detroit	93 95
												173	H	Milwaukee	60 82
												183	H	Butler	66 53
												184	A	Eastern Ky.	71 69
												206	A	Oakland	77 72
												206	H	Oakland	79 63
												219	A	Ill.-Chicago	80 72
												219	H	Ill.-Chicago	73 62
												243	A	Valparaiso	65 54
												243	H	Valparaiso	80 63
												270	H	Austin Peay	77 56
												277	A	Cleveland St.	93 65
												285	N	Houston	75 61
												309	H	Southeastern La.	106 72
												324	A	Kent St.	73 68
												331	H	Lipscomb	92 65
LAST 12 Division I GAMES:															
154	H	Detroit	93 95	130	A	Youngstown St.	69 72								
206	H	Oakland	79 63	28	H	Green Bay	58 63								
139	A	Northern Ky.	76 65	173	H	Milwaukee	60 82								
219	A	Ill.-Chicago	80 72	206	A	Oakland	77 72								
243	A	Valparaiso	65 54	154	A	Detroit	89 71								
277	A	Cleveland St.	93 65	139	H	Northern Ky.	66 61								

Non-Div I Games: Mt. St. Joseph 117 26 Cincinnati Christia107 44

Wright St.

Loss, Non-Conf, S Site, H Home A Away N Neutral

Wyoming

Through Games Of Feb. 23, 2016

Average RPI Win:	251	WON-LOST	WINNING	LAST 10	STRENGTH OF	OPP. STRENGTH	TEAM	ADJ.	CONF.	ADJ CONF.
Average RPI Loss:	153	RECORD	PCT. RANK	GAMES	SCHEDULE	OF SCHEDULE	RPI	RPI	RPI	RPI
DIV. I ONLY	11- 13	205	3- 7	229	249	236	236	19	19	
DIV. I NON-CONF.	6- 3	99	0- 0	203	308	127	127	20	20	
TOTALS	RPI 1-25	RPI 26-50	W-L RECORDS	RPI 51-100	RPI 101-150	RPI 150+				
11- 13	0- 0	0- 2	OVERALL	0- 1	1- 5	10- 5				
8- 5	0- 0	0- 1	HOME	0- 1	1- 1	7- 2				
3- 8	0- 0	0- 1	AWAY	0- 0	0- 4	3- 3				
0- 0	0- 0	0- 0	NEUTRAL	0- 0	0- 0	0- 0				
6- 3	0- 0	0- 0	NON-CONFERENCE	0- 1	0- 2	6- 0				
4- 1	0- 0	0- 0	HOME	0- 1	0- 0	4- 0				
2- 2	0- 0	0- 0	AWAY	0- 0	0- 2	2- 0				
0- 0	0- 0	0- 0	NEUTRAL	0- 0	0- 0	0- 0				
5- 10	0- 0	0- 2	CONFERENCE	0- 0	1- 3	4- 5				
4- 4	0- 0	0- 1	HOME	0- 0	1- 1	3- 2				
1- 6	0- 0	0- 1	AWAY	0- 0	0- 2	1- 3				
0- 0	0- 0	0- 0	NEUTRAL	0- 0	0- 0	0- 0				

RPI S	Opponent	Score	RPI S	Opponent	Score	RPI S	Opponent	Score	RPI S	Opponent	Score	Team's RPI: 236
44	A Colorado St.	42 63	44	H Colorado St.	57 62	59	H St. Mary's (CA)	64 70	107	A Gonzaga	57 61	
									133	A Fresno St.	52 64	
									133	H Fresno St.	42 49	
									137	A Idaho	57 61	
									145	A Boise St.	49 58	
									145	H Boise St.	82 58	
									159	H Montana St.	75 69	
									176	H Colorado	77 68	
									182	H New Mexico	66 48	
									193	H Montana	68 61	
									198	H San Jose St.	66 67	
									204	A Utah St.	75 84	
									214	A UNLV	37 66	
									249	H San Diego St.	77 84	
									260	H UC Santa Barbara	76 67	
									297	A Denver	75 64	
									323	A Nevada	65 68	
									323	H Nevada	68 53	
									338	A Cal St. Fullerton	61 56	
									343	A Air Force	67 45	
									343	H Air Force	84 56	
LAST 12 Division I GAMES:												
44	H Colorado St.	57 62	133	H Fresno St.	42 49							
133	A Fresno St.	52 64	145	A Boise St.	49 58							
145	H Boise St.	82 58	323	A Nevada	65 68							
204	A Utah St.	75 84	182	H New Mexico	66 48							
343	H Air Force	84 56	198	H San Jose St.	66 67							
44	A Colorado St.	42 63	214	A UNLV	37 66							

Non-Div I Games: Chadron St. 81 53

Wyoming

Loss, Non-Conf, S Site, H Home A Away N Neutral

Average RPI Win:	219	WON-LOST	WINNING	LAST 10	STRENGTH OF	OPP. STRENGTH	TEAM	ADJ.	CONF.	ADJ CONF.
Average RPI Loss:	56	RECORD	PCT. RANK	GAMES	SCHEDULE	OF SCHEDULE	RPI	RPI	RPI	RPI
DIV. I ONLY	17- 10	94	3- 7	224	78	148	148	6	6	
DIV. I NON-CONF.	9- 2	37	0- 0	334	241	187	187	6	6	
TOTALS	RPI 1-25	RPI 26-50	W-L RECORDS	RPI 51-100	RPI 101-150	RPI 150+				
17- 10	0- 2	1- 4	OVERALL	2- 3	1- 1	13- 0				
15- 4	0- 1	1- 2	HOME	2- 1	1- 0	11- 0				
2- 6	0- 0	0- 0	AWAY	0- 0	0- 0	2- 0				
0- 0	0- 0	0- 0	NEUTRAL	0- 0	0- 0	0- 0				
9- 2	0- 0	0- 0	NON-CONFERENCE	0- 2	0- 0	9- 0				
9- 1	0- 0	0- 0	HOME	0- 1	0- 0	9- 0				
0- 1	0- 0	0- 0	AWAY	0- 1	0- 0	0- 0				
0- 0	0- 0	0- 0	NEUTRAL	0- 0	0- 0	0- 0				
8- 8	0- 2	1- 4	CONFERENCE	2- 1	1- 1	4- 0				
6- 3	0- 1	1- 2	HOME	2- 0	1- 0	2- 0				
2- 5	0- 1	0- 2	AWAY	0- 1	0- 1	2- 0				
0- 0	0- 0	0- 0	NEUTRAL	0- 0	0- 0	0- 0				

RPI	S	Opponent	Score	RPI	S	Opponent	Score	RPI	S	Opponent	Score	RPI	S	Opponent	Score	Team's RPI: 148
22	A	DePaul	52 82	33	A	Seton Hall	66 82	62	A	Michigan	54 92	140	A	Creighton	47 74	
22	H	DePaul	53 70	33	H	Seton Hall	67 72	70	H	Middle Tenn.	53 62	140	H	Creighton	57 55	
				45	A	St. John's (NY)	41 57	88	A	Marquette	69 74	183	A	Butler	73 63	
				45	H	St. John's (NY)	56 69	88	H	Marquette	71 66	183	H	Butler	55 47	
				50	H	Villanova	74 67	94	H	Georgetown	59 54	196	H	Cincinnati	65 56	
												197	H	Radford	63 56	
												246	H	Binghamton	64 55	
												263	A	Providence	62 54	
												263	H	Providence	72 47	
												274	H	Tennessee Tech	64 47	
												283	H	UMES	61 56	
												293	H	Kennesaw St.	62 59	
												309	H	Southeastern La.	67 27	
												326	H	Evansville	65 57	
												333	H	Howard	70 47	
LAST 12 Division I GAMES:																
33	H	Seton Hall	67 72	183	H	Butler	55 47									
45	H	St. John's (NY)	56 69	45	A	St. John's (NY)	41 57									
88	A	Marquette	69 74	33	A	Seton Hall	66 82									
22	A	DePaul	52 82	22	H	DePaul	53 70									
140	H	Creighton	57 55	88	H	Marquette	71 66									
263	H	Providence	72 47	263	A	Providence	62 54									

Non-Div I Games:

Xavier

Average RPI Win:	235	WON-LOST	WINNING	LAST 10	STRENGTH OF	OPP. STRENGTH	TEAM	ADJ.	CONF.	ADJ CONF.
Average RPI Loss:	89	RECORD	PCT. RANK	GAMES	SCHEDULE	OF SCHEDULE	RPI	RPI	RPI	RPI
DIV. I ONLY	10- 16	240	2- 8	59	167	163	163	10	10	
DIV. I NON-CONF.	8- 8	160	1- 1	101	182	143	143	12	12	
TOTALS	RPI 1-25	RPI 26-50	W-L RECORDS	RPI 51-100	RPI 101-150	RPI 150+				
10- 16	0- 0	0- 8	OVERALL	0- 2	2- 3	8- 3				
7- 5	0- 0	0- 2	HOME	0- 1	1- 1	6- 1				
1- 10	0- 0	0- 5	AWAY	0- 1	0- 2	1- 2				
2- 1	0- 0	0- 1	NEUTRAL	0- 0	1- 0	1- 0				
8- 8	0- 0	0- 4	NON-CONFERENCE	0- 2	2- 2	6- 0				
6- 1	0- 0	0- 0	HOME	0- 1	1- 0	5- 0				
0- 6	0- 0	0- 3	AWAY	0- 1	0- 2	0- 0				
2- 1	0- 0	0- 1	NEUTRAL	0- 0	1- 0	1- 0				
2- 8	0- 0	0- 4	CONFERENCE	0- 0	0- 1	2- 3				
1- 4	0- 0	0- 2	HOME	0- 0	0- 1	1- 1				
1- 4	0- 0	0- 2	AWAY	0- 0	0- 0	1- 2				
0- 0	0- 0	0- 0	NEUTRAL	0- 0	0- 0	0- 0				

RPI S	Opponent	Score	RPI S	Opponent	Score	RPI S	Opponent	Score	RPI S	Opponent	Score	Team's RPI: 163
30	A Penn	49 68	30	H Penn	59 77	65	A Dayton	75 81	103	H Harvard	69 72	
37	A Princeton	50 65	37	H Princeton	81 94	66	H Army West Point	61 65	118	A Boston College	60 73	
38	N West Virginia	60 70	45	A St. John's (NY)	56 69				121	N Iona	63 48	
46	A Indiana	60 76	47	A Albany (NY)	70 74				124	A North Carolina	63 70	
									144	H Stony Brook	62 57	
									174	A Cornell	63 74	
									203	A Brown	48 39	
									203	H Brown	81 54	
									226	H Dartmouth	63 68	
									231	H Manhattan	62 36	
									234	A Columbia	71 77	
									238	H New Hampshire	63 46	
									239	H Holy Cross	69 59	
									310	N Fairleigh Dickinson	77 58	
									319	H Illinois St.	60 47	
									341	H Wagner	78 60	
LAST 12 Division I GAMES:												
30	H Penn	59 77	37	A Princeton	50 65							
37	H Princeton	81 94	30	A Penn	49 68							
103	H Harvard	69 72	203	A Brown	48 39							
226	H Dartmouth	63 68	203	H Brown	81 54							
174	A Cornell	63 74	118	A Boston College	60 73							
234	A Columbia	71 77	238	H New Hampshire	63 46							

Non-Div I Games: Albertus Magnus 67 34

Yale

Average RPI Win:	203	WON-LOST	WINNING	LAST 10	STRENGTH OF	OPP. STRENGTH	TEAM	ADJ.	CONF.	ADJ CONF.
Average RPI Loss:	156	RECORD	PCT. RANK	GAMES	SCHEDULE	OF SCHEDULE	RPI	RPI	RPI	RPI
DIV. I ONLY	14- 9	106	4- 6	161	193	130	130	14	14	
DIV. I NON-CONF.	7- 2	57	0- 0	276	254	106	106	16	16	
TOTALS	RPI 1-25	RPI 26-50	W-L RECORDS	RPI 51-100	RPI 101-150	RPI 150+				
14- 9	0- 0	0- 2	OVERALL	1- 0	1- 3	12- 4				
8- 4	0- 0	0- 1	HOME	0- 0	1- 1	7- 2				
6- 5	0- 0	0- 1	AWAY	1- 0	0- 2	5- 2				
0- 0	0- 0	0- 0	NEUTRAL	0- 0	0- 0	0- 0				
7- 2	0- 0	0- 0	NON-CONFERENCE	1- 0	0- 2	6- 0				
5- 0	0- 0	0- 0	HOME	0- 0	0- 0	5- 0				
2- 2	0- 0	0- 0	AWAY	1- 0	0- 2	1- 0				
0- 0	0- 0	0- 0	NEUTRAL	0- 0	0- 0	0- 0				
7- 7	0- 0	0- 2	CONFERENCE	0- 0	1- 1	6- 4				
3- 4	0- 0	0- 1	HOME	0- 0	1- 1	2- 2				
4- 3	0- 0	0- 1	AWAY	0- 0	0- 0	4- 2				
0- 0	0- 0	0- 0	NEUTRAL	0- 0	0- 0	0- 0				

RPI S	Opponent	Score	RPI S	Opponent	Score	RPI S	Opponent	Score	RPI S	Opponent	Score	Team's RPI: 130
28	A Green Bay	35 69	28	H Green Bay	60 68	89	A Bucknell	55 47	101	H Wright St.	72 69	
									129	A Akron	49 74	
									131	A Penn St.	51 68	
									139	H Northern Ky.	77 88	
									154	A Detroit	72 70	
									154	H Detroit	68 69	
									173	A Milwaukee	70 62	
									173	H Milwaukee	69 67	
									197	H Radford	54 53	
									206	A Oakland	96 77	
									206	H Oakland	67 63	
									211	H Canisius	53 51	
									218	H Robert Morris	55 46	
									219	A Ill.-Chicago	69 64	
									243	A Valparaiso	60 65	
									262	H Tennessee St.	69 58	
									277	A Cleveland St.	68 75	
									277	H Cleveland St.	43 53	
									308	A Niagara	71 54	
									324	H Kent St.	91 61	
LAST 12 Division I GAMES:												
277	H Cleveland St.	43 53	101	H Wright St.	72 69							
173	A Milwaukee	70 62	243	A Valparaiso	60 65							
28	A Green Bay	35 69	219	A Ill.-Chicago	69 64							
154	H Detroit	68 69	277	A Cleveland St.	68 75							
206	H Oakland	67 63	28	H Green Bay	60 68							
139	H Northern Ky.	77 88	173	H Milwaukee	69 67							

Non-Div I Games: Lake Erie 89 61 Salem Int'l 80 40

Youngstown St.

Loss, Non-Conf, S Site, H Home A Away N Neutral