

Average RPI Win:	289	WON-LOST	WINNING	LAST 10	STRENGTH OF	OPP. STRENGTH	TEAM	ADJ.	CONF.	ADJ CONF.
Average RPI Loss:	193	RECORD	PCT. RANK	GAMES	SCHEDULE	OF SCHEDULE	RPI	RPI	RPI	RPI
DIV. I ONLY	8- 16	263	6- 4	301	308	313	313	27	27	
DIV. I NON-CONF.	2- 7	280	0- 0	230	320	322	322	26	26	
TOTALS	RPI 1-25	RPI 26-50	W-L RECORDS	RPI 51-100	RPI 101-150	RPI 150+				
8- 16	0- 0	0- 0	OVERALL	0- 2	0- 2	8- 12				
6- 9	0- 0	0- 0	HOME	0- 1	0- 1	6- 7				
2- 6	0- 0	0- 0	AWAY	0- 0	0- 1	2- 5				
0- 1	0- 0	0- 0	NEUTRAL	0- 1	0- 0	0- 0				
2- 7	0- 0	0- 0	NON-CONFERENCE	0- 1	0- 0	2- 6				
2- 4	0- 0	0- 0	HOME	0- 0	0- 0	2- 4				
0- 2	0- 0	0- 0	AWAY	0- 0	0- 0	0- 2				
0- 1	0- 0	0- 0	NEUTRAL	0- 1	0- 0	0- 0				
6- 9	0- 0	0- 0	CONFERENCE	0- 1	0- 2	6- 6				
4- 5	0- 0	0- 0	HOME	0- 1	0- 1	4- 3				
2- 4	0- 0	0- 0	AWAY	0- 0	0- 1	2- 3				
0- 0	0- 0	0- 0	NEUTRAL	0- 0	0- 0	0- 0				

RPI 1-25			RPI 26-50			RPI 51-100			RPI 101+			Team's RPI: 313		
RPI	S	Opponent	Score	RPI	S	Opponent	Score	RPI	S	Opponent	Score			
								68	H	Abilene Christian	65	71		
								93	N	New Mexico St.	51	70		
										110	H	Central Ark.	55	66
										128	A	Northwestern St.	43	60
										161	A	McNeese St.	51	72
										162	H	East Carolina	46	82
										177	A	Fordham	49	67
										193	H	Cal Poly	45	56
										207	H	UTRGV	49	46
										211	A	Stephen F. Austin	59	72
										211	H	Stephen F. Austin	66	71
										212	H	UNLV	51	65
										224	H	Rice	60	55
										237	H	Sam Houston St.	81	71
										241	A	Texas Southern	43	51
										246	H	Houston Baptist	59	73
										278	H	Houston	73	76
										284	A	Lamar	70	75
										309	H	Southeastern La.	69	67
										317	H	Nicholls St.	62	64
										332	A	Incarnate Word	57	56
										332	H	Incarnate Word	69	55
										335	A	New Orleans	75	64
										335	H	New Orleans	73	59
LAST 12 Division I GAMES:														
				332	H	Incarnate Word	69	55		211	H	Stephen F. Austin	66	71
				68	H	Abilene Christian	65	71		332	A	Incarnate Word	57	56
				211	A	Stephen F. Austin	59	72		335	H	New Orleans	73	59
				335	A	New Orleans	75	64		309	H	Southeastern La.	69	67
				237	H	Sam Houston St.	81	71		317	H	Nicholls St.	62	64
				246	H	Houston Baptist	59	73		128	A	Northwestern St.	43	60

Non-Div I Games: Western N.M. 57 42 Angelo St. 80 85

A&M-Corpus Christi

Loss, Non-Conf, S Site, H Home A Away N Neutral

Average RPI Win: 229	WON-LOST	WINNING	LAST 10	STRENGTH OF	OPP. STRENGTH	TEAM	ADJ.	CONF.	ADJ CONF.
Average RPI Loss: 158	RECORD	PCT. RANK	GAMES	SCHEDULE	OF SCHEDULE	RPI	RPI	RPI	RPI
DIV. I ONLY	18- 3	16	9- 1	272	245	68	68	27	27
DIV. I NON-CONF.	5- 2	86	0- 0	79	193	35	35	26	26
TOTALS	RPI 1-25	RPI 26-50	W-L RECORDS	RPI 51-100	RPI 101-150	RPI 150+			
18- 3	0- 0	0- 1	OVERALL	1- 0	3- 1	14- 1			
7- 0	0- 0	0- 0	HOME	0- 0	1- 0	6- 0			
9- 3	0- 0	0- 1	AWAY	0- 0	2- 1	7- 1			
2- 0	0- 0	0- 0	NEUTRAL	1- 0	0- 0	1- 0			
5- 2	0- 0	0- 1	NON-CONFERENCE	1- 0	1- 1	3- 0			
1- 0	0- 0	0- 0	HOME	0- 0	0- 0	1- 0			
2- 2	0- 0	0- 1	AWAY	0- 0	1- 1	1- 0			
2- 0	0- 0	0- 0	NEUTRAL	1- 0	0- 0	1- 0			
13- 1	0- 0	0- 0	CONFERENCE	0- 0	2- 0	11- 1			
6- 0	0- 0	0- 0	HOME	0- 0	1- 0	5- 0			
7- 1	0- 0	0- 0	AWAY	0- 0	1- 0	6- 1			
0- 0	0- 0	0- 0	NEUTRAL	0- 0	0- 0	0- 0			

RPI S	Opponent	Score	RPI S	Opponent	Score	RPI S	Opponent	Score	RPI S	Opponent	Score
48	A Kansas St.	45 76	91	N Eastern Mich.	83 59	110	A Central Ark.	61 49	128	H Northwestern St.	67 46
						137	A Idaho	71 59	142	A Texas Tech	65 71
						161	H McNeese St.	79 62	198	A Eastern Wash.	72 60
						211	A Stephen F. Austin	85 70	230	N Grand Canyon	75 71
						237	A Sam Houston St.	87 76	237	H Sam Houston St.	67 55
						246	H Houston Baptist	77 60	265	H UTSA	79 60
						284	A Lamar	54 63	284	H Lamar	90 62
						309	A Southeastern La.	88 72	309	H Southeastern La.	72 70
						313	A A&M-Corpus Christi	71 65	317	A Nicholls St.	71 68
						332	A Incarnate Word	86 71			
LAST 12 Division I GAMES:											
309	H Southeastern La.	72 70	246	H Houston Baptist	77 60						
313	A A&M-Corpus Christi	71 65	332	A Incarnate Word	86 71						
237	H Sam Houston St.	67 55	237	A Sam Houston St.	87 76						
309	A Southeastern La.	88 72	211	A Stephen F. Austin	85 70						
284	A Lamar	54 63	161	H McNeese St.	79 62						
284	H Lamar	90 62	317	A Nicholls St.	71 68						

Non-Div I Games: Southwest (NM) 91 39 Schreiner 79 51 Wayland Baptist 96 71 Missouri Valley 96 35

Abilene Christian

Loss, Non-Conf, S Site, H Home A Away N Neutral

Average RPI Win:	323	WON-LOST	WINNING	LAST 10	STRENGTH OF	OPP. STRENGTH	TEAM	ADJ.	CONF.	ADJ CONF.
Average RPI Loss:	190	RECORD	PCT. RANK	GAMES	SCHEDULE	OF SCHEDULE	RPI	RPI	RPI	RPI
DIV. I ONLY	1- 25	349	1- 9	250	221	343	343	19	19	
DIV. I NON-CONF.	0- 11	338	0- 0	225	239	340	340	20	20	
TOTALS	RPI 1-25	RPI 26-50	W-L RECORDS	RPI 51-100	RPI 101-150	RPI 150+				
1- 25	0- 0	0- 1	OVERALL	0- 3	0- 3	1- 18				
1- 9	0- 0	0- 0	HOME	0- 1	0- 0	1- 8				
0- 16	0- 0	0- 1	AWAY	0- 2	0- 3	0- 10				
0- 0	0- 0	0- 0	NEUTRAL	0- 0	0- 0	0- 0				
0- 11	0- 0	0- 0	NON-CONFERENCE	0- 3	0- 1	0- 7				
0- 3	0- 0	0- 0	HOME	0- 1	0- 0	0- 2				
0- 8	0- 0	0- 0	AWAY	0- 2	0- 1	0- 5				
0- 0	0- 0	0- 0	NEUTRAL	0- 0	0- 0	0- 0				
1- 14	0- 0	0- 1	CONFERENCE	0- 0	0- 2	1- 11				
1- 6	0- 0	0- 0	HOME	0- 0	0- 0	1- 6				
0- 8	0- 0	0- 1	AWAY	0- 0	0- 2	0- 5				
0- 0	0- 0	0- 0	NEUTRAL	0- 0	0- 0	0- 0				

RPI 1-25			RPI 26-50			RPI 51-100			RPI 101+			Team's RPI: 343			
RPI	S	Opponent	Score	RPI	S	Opponent	Score	RPI	S	Opponent	Score				
				44	A	Colorado St.	47 71	62	A	Santa Clara	34 68	108	A	Gonzaga	35 88
								85	A	Vanderbilt	29 86	133	A	Fresno St.	46 70
								91	H	Eastern Mich.	59 72	145	A	Boise St.	48 61
												182	A	New Mexico	36 58
												182	H	New Mexico	33 63
												184	A	George Mason	52 69
												187	A	UC Davis	40 66
												196	A	San Jose St.	60 81
												196	H	San Jose St.	49 72
												198	A	Eastern Wash.	44 65
												203	H	Utah St.	53 66
												212	A	UNLV	51 62
												212	H	UNLV	56 60
												230	H	Grand Canyon	39 73
												233	A	Navy	46 64
												236	A	Wyoming	56 84
												236	H	Wyoming	45 67
												249	H	San Diego St.	66 69
												296	H	Denver	48 57
												323	A	Nevada	57 68
												323	H	Nevada	59 53
												328	A	Southern Utah	56 75
LAST 12 Division I GAMES:															
				182	A	New Mexico	36 58					196	H	San Jose St.	49 72
				212	A	UNLV	51 62					182	H	New Mexico	33 63
				249	H	San Diego St.	66 69					133	A	Fresno St.	46 70
				323	H	Nevada	59 53					44	A	Colorado St.	47 71
				145	A	Boise St.	48 61					212	H	UNLV	56 60
				236	A	Wyoming	56 84					203	H	Utah St.	53 66

Non-Div I Games:

Air Force

■ Loss,
 ■ Non-Conf, S Site,
 ■ Home
 ■ Away
 N Neutral

Average RPI Win: 197	WON-LOST	WINNING	LAST 10	STRENGTH OF	OPP. STRENGTH	TEAM	ADJ.	CONF.	ADJ CONF.
Average RPI Loss: 108	RECORD	PCT. RANK	GAMES	SCHEDULE	OF SCHEDULE	RPI	RPI	RPI	RPI
DIV. I ONLY	12- 12	168	5- 5	82	127	129	129	11	11
DIV. I NON-CONF.	5- 5	160	0- 0	194	112	169	169	13	13
TOTALS	RPI 1-25	RPI 26-50	W-L RECORDS	RPI 51-100	RPI 101-150	RPI 150+			
12- 12	0- 0	0- 2	OVERALL	3- 5	3- 2	6- 3			
7- 4	0- 0	0- 1	HOME	2- 2	1- 0	4- 1			
5- 6	0- 0	0- 1	AWAY	1- 3	2- 1	2- 1			
0- 2	0- 0	0- 0	NEUTRAL	0- 0	0- 1	0- 1			
5- 5	0- 0	0- 0	NON-CONFERENCE	0- 2	2- 1	3- 2			
3- 1	0- 0	0- 0	HOME	0- 1	1- 0	2- 0			
2- 2	0- 0	0- 0	AWAY	0- 1	1- 0	1- 1			
0- 2	0- 0	0- 0	NEUTRAL	0- 0	0- 1	0- 1			
7- 7	0- 0	0- 2	CONFERENCE	3- 3	1- 1	3- 1			
4- 3	0- 0	0- 1	HOME	2- 1	0- 0	2- 1			
3- 4	0- 0	0- 1	AWAY	1- 2	1- 1	1- 0			
0- 0	0- 0	0- 0	NEUTRAL	0- 0	0- 0	0- 0			

RPI 1-25				RPI 26-50				RPI 51-100				RPI 101+ Team's RPI: 129			
RPI	S	Opponent	Score	RPI	S	Opponent	Score	RPI	S	Opponent	Score	RPI	S	Opponent	Score
				29	A	Ohio	55 75	69	H	FGCU	64 82	107	N	UNI	51 59
				29	H	Ohio	73 101	72	A	Ball St.	71 78	115	A	Western Mich.	65 69
								77	A	San Diego	65 86	131	H	Youngstown St.	74 49
								84	A	Central Mich.	60 81	138	A	Northern Ky.	77 75
								84	H	Central Mich.	77 97	139	A	Buffalo	69 61
								91	A	Eastern Mich.	68 65	175	N	Northern Colo.	65 78
								91	H	Eastern Mich.	75 72	189	A	Fla. Atlantic	77 91
								98	H	Toledo	81 71	243	A	Valparaiso	85 74
												253	A	Bowling Green	71 55
												261	H	Northern Ill.	58 65
												267	H	Miami (OH)	77 65
												268	H	UCF	74 54
												318	H	Winthrop	76 59
												324	H	Kent St.	78 66
LAST 12 Division I GAMES:															
				29	H	Ohio	73 101	29	A	Ohio	55 75				
				324	H	Kent St.	78 66	84	A	Central Mich.	60 81				
				115	A	Western Mich.	65 69	98	H	Toledo	81 71				
				267	H	Miami (OH)	77 65	139	A	Buffalo	69 61				
				72	A	Ball St.	71 78	253	A	Bowling Green	71 55				
				91	H	Eastern Mich.	75 72	84	H	Central Mich.	77 97				

Non-Div I Games: Rochester College 103 37

Akron

 Loss,
 Non-Conf,
 S Site,
 H Home
 A Away
N Neutral

Alabama

Through Games Of Feb. 22, 2016

Average RPI Win:	218	WON-LOST	WINNING	LAST 10	STRENGTH OF	OPP. STRENGTH	TEAM	ADJ.	CONF.	ADJ CONF.
Average RPI Loss:	52	RECORD	PCT. RANK	GAMES	SCHEDULE	OF SCHEDULE	RPI	RPI	RPI	RPI
DIV. I ONLY	14- 13	166	2- 8	142	69	155	155	2	2	
DIV. I NON-CONF.	11- 2	28	0- 0	320	297	125	125	2	2	
TOTALS	RPI 1-25	RPI 26-50	W-L RECORDS	RPI 51-100	RPI 101-150	RPI 150+				
14- 13	1- 5	0- 1	OVERALL	2- 6	1- 1	10- 0				
12- 4	1- 2	0- 0	HOME	1- 2	1- 0	9- 0				
0- 9	0- 3	0- 1	AWAY	0- 4	0- 1	0- 0				
2- 0	0- 0	0- 0	NEUTRAL	1- 0	0- 0	1- 0				
11- 2	0- 0	0- 0	NON-CONFERENCE	2- 2	0- 0	9- 0				
9- 0	0- 0	0- 0	HOME	1- 0	0- 0	8- 0				
0- 2	0- 0	0- 0	AWAY	0- 2	0- 0	0- 0				
2- 0	0- 0	0- 0	NEUTRAL	1- 0	0- 0	1- 0				
3- 11	1- 5	0- 1	CONFERENCE	0- 4	1- 1	1- 0				
3- 4	1- 2	0- 0	HOME	0- 2	1- 0	1- 0				
0- 7	0- 3	0- 1	AWAY	0- 2	0- 1	0- 0				
0- 0	0- 0	0- 0	NEUTRAL	0- 0	0- 0	0- 0				

RPI	S	Opponent	Score	RPI	S	Opponent	Score	RPI	S	Opponent	Score	RPI	S	Opponent	Score	Team's RPI: 155
2	H	South Carolina	46 66	28	A	Missouri	52 63	56	A	Auburn	59 72	123	H	LSU	62 45	
13	H	Texas A&M	56 59					56	H	Auburn	55 59	132	A	Arkansas	67 69	
14	A	Kentucky	48 73					70	N	Middle Tenn.	64 46	166	H	Ole Miss	48 37	
20	H	Georgia	64 50					76	A	Georgia Tech	58 70	179	H	Grambling	72 57	
21	A	Florida	72 80					85	A	Vanderbilt	52 67	206	N	Utah Valley	67 60	
24	A	Tennessee	42 70					85	H	Vanderbilt	48 54	264	H	Georgia St.	72 56	
								87	A	UT Martin	65 83	273	H	Appalachian St.	93 59	
								94	H	Georgetown	78 66	312	H	Alcorn	97 50	
												326	H	North Florida	69 47	
												331	H	Lipscomb	68 49	
												346	H	Alabama A&M	96 44	
												348	H	Mississippi Val.	98 35	
LAST 12 Division I GAMES:																
2	H	South Carolina	46 66	13	H	Texas A&M	56 59									
132	A	Arkansas	67 69	85	A	Vanderbilt	52 67									
28	A	Missouri	52 63	21	A	Florida	72 80									
56	H	Auburn	55 59	20	H	Georgia	64 50									
166	H	Ole Miss	48 37	56	A	Auburn	59 72									
24	A	Tennessee	42 70	85	H	Vanderbilt	48 54									

Non-Div I Games:

Alabama

■ Loss,
■ Non-Conf, S Site,
■ Home
■ Away
N Neutral

Average RPI Win:	346	WON-LOST	WINNING	LAST 10	STRENGTH OF	OPP. STRENGTH	TEAM	ADJ.	CONF.	ADJ CONF.
Average RPI Loss:	219	RECORD	PCT. RANK	GAMES	SCHEDULE	OF SCHEDULE	RPI	RPI	RPI	RPI
DIV. I ONLY	3- 20	335	1- 9	326	346	346	346	32	32	
DIV. I NON-CONF.	0- 9	338	0- 0	178	272	333	333	31	31	
TOTALS	RPI 1-25	RPI 26-50	W-L RECORDS	RPI 51-100	RPI 101-150	RPI 150+				
3- 20	0- 0	0- 0	OVERALL	0- 1	0- 2	3- 17				
2- 10	0- 0	0- 0	HOME	0- 1	0- 2	2- 7				
1- 10	0- 0	0- 0	AWAY	0- 0	0- 0	1- 10				
0- 0	0- 0	0- 0	NEUTRAL	0- 0	0- 0	0- 0				
0- 9	0- 0	0- 0	NON-CONFERENCE	0- 1	0- 2	0- 6				
0- 5	0- 0	0- 0	HOME	0- 1	0- 2	0- 2				
0- 4	0- 0	0- 0	AWAY	0- 0	0- 0	0- 4				
0- 0	0- 0	0- 0	NEUTRAL	0- 0	0- 0	0- 0				
3- 11	0- 0	0- 0	CONFERENCE	0- 0	0- 0	3- 11				
2- 5	0- 0	0- 0	HOME	0- 0	0- 0	2- 5				
1- 6	0- 0	0- 0	AWAY	0- 0	0- 0	1- 6				
0- 0	0- 0	0- 0	NEUTRAL	0- 0	0- 0	0- 0				

RPI 1-25				RPI 26-50				RPI 51-100				RPI 101+				Team's RPI: 346	
RPI	S	Opponent	Score	RPI	S	Opponent	Score	RPI	S	Opponent	Score	RPI	S	Opponent	Score		
								58	H	Saint Louis	60	91	101	H	Belmont	28	78
												112	H	Samford	30	54	
												153	A	Marshall	45	81	
												155	A	Alabama	44	96	
												163	A	Southern U.	38	77	
												163	H	Southern U.	62	68	
												166	A	Ole Miss	42	103	
												179	A	Grambling	56	75	
												204	H	Southeast Mo. St.	58	69	
												241	H	Texas Southern	38	57	
												271	H	Murray St.	59	76	
												279	A	Alabama St.	50	86	
												279	H	Alabama St.	63	77	
												280	H	Prairie View	52	67	
												298	A	Jackson St.	58	59	
												305	A	Morehead St.	69	112	
												312	A	Alcorn	52	68	
												312	H	Alcorn	64	81	
												342	A	Ark.-Pine Bluff	60	69	
												342	H	Ark.-Pine Bluff	78	70	
												348	A	Mississippi Val.	84	74	
												348	H	Mississippi Val.	79	68	
LAST 12 Division I GAMES:																	
				163	H	Southern U.	62	68		280	H	Prairie View	52	67			
				312	H	Alcorn	64	81		163	A	Southern U.	38	77			
				279	H	Alabama St.	63	77		312	A	Alcorn	52	68			
				348	A	Mississippi Val.	84	74		279	A	Alabama St.	50	86			
				342	A	Ark.-Pine Bluff	60	69		348	H	Mississippi Val.	79	68			
				241	H	Texas Southern	38	57		342	H	Ark.-Pine Bluff	78	70			

Non-Div I Games: Tuskegee 66 55

Alabama A&M

■ Loss,
 ■ Non-Conf, S Site,
 ■ Home
 ■ Away
 N Neutral

Average RPI Win:	300	WON-LOST	WINNING	LAST 10	STRENGTH OF	OPP. STRENGTH	TEAM	ADJ.	CONF.	ADJ CONF.
Average RPI Loss:	190	RECORD	PCT. RANK	GAMES	SCHEDULE	OF SCHEDULE	RPI	RPI	RPI	RPI
DIV. I ONLY	12- 10	143	9- 1	345	340	279	279	32	32	
DIV. I NON-CONF.	1- 7	318	0- 0	269	216	331	331	31	31	
TOTALS	RPI 1-25	RPI 26-50	W-L RECORDS	RPI 51-100	RPI 101-150	RPI 150+				
12- 10	0- 0	0- 0	OVERALL	0- 1	0- 1	12- 8				
6- 5	0- 0	0- 0	HOME	0- 0	0- 1	6- 4				
5- 4	0- 0	0- 0	AWAY	0- 1	0- 0	5- 3				
1- 1	0- 0	0- 0	NEUTRAL	0- 0	0- 0	1- 1				
1- 7	0- 0	0- 0	NON-CONFERENCE	0- 1	0- 1	1- 5				
0- 4	0- 0	0- 0	HOME	0- 0	0- 1	0- 3				
0- 2	0- 0	0- 0	AWAY	0- 1	0- 0	0- 1				
1- 1	0- 0	0- 0	NEUTRAL	0- 0	0- 0	1- 1				
11- 3	0- 0	0- 0	CONFERENCE	0- 0	0- 0	11- 3				
6- 1	0- 0	0- 0	HOME	0- 0	0- 0	6- 1				
5- 2	0- 0	0- 0	AWAY	0- 0	0- 0	5- 2				
0- 0	0- 0	0- 0	NEUTRAL	0- 0	0- 0	0- 0				

RPI 1-25				RPI 26-50				RPI 51-100				RPI 101+ Team's RPI: 279			
RPI	S	Opponent	Score	RPI	S	Opponent	Score	RPI	S	Opponent	Score	RPI	S	Opponent	Score
								76	A	Georgia Tech	54 80	112	H	Samford	35 54
												151	A	Southern Miss.	44 65
												163	A	Southern U.	60 59
												163	H	Southern U.	55 57
												179	A	Grambling	69 89
												180	H	Troy	59 73
												186	H	South Ala.	43 47
												221	N	Siena	57 53
												241	H	Texas Southern	57 51
												262	N	Tennessee St.	64 74
												280	H	Prairie View	65 54
												292	H	Savannah St.	49 60
												298	A	Jackson St.	69 70
												312	A	Alcorn	52 51
												312	H	Alcorn	64 51
												342	A	Ark.-Pine Bluff	68 53
												342	H	Ark.-Pine Bluff	72 63
												346	A	Alabama A&M	77 63
												346	H	Alabama A&M	86 50
												348	A	Mississippi Val.	79 51
												348	H	Mississippi Val.	100 50
LAST 12 Division I GAMES:															
				312	H	Alcorn	64 51					241	H	Texas Southern	57 51
				163	H	Southern U.	55 57					312	A	Alcorn	52 51
				346	A	Alabama A&M	77 63					163	A	Southern U.	60 59
				342	A	Ark.-Pine Bluff	68 53					346	H	Alabama A&M	86 50
				348	A	Mississippi Val.	79 51					342	H	Ark.-Pine Bluff	72 63
				280	H	Prairie View	65 54					348	H	Mississippi Val.	100 50

Non-Div I Games: Mobile 71 56

Alabama St.

■ Loss,
 ■ Non-Conf,
 ■ S Site,
 ■ Home
 ■ Away
 N Neutral

Average RPI Win:	215	WON-LOST	WINNING	LAST 10	STRENGTH OF	OPP. STRENGTH	TEAM	ADJ.	CONF.	ADJ CONF.
Average RPI Loss:	51	RECORD	PCT. RANK	GAMES	SCHEDULE	OF SCHEDULE	RPI	RPI	RPI	RPI
DIV. I ONLY	22- 4	21	9- 1	182	184	47	47	15	15	
DIV. I NON-CONF.	9- 3	69	0- 0	218	111	67	67	18	18	
TOTALS	RPI 1-25	RPI 26-50	W-L RECORDS	RPI 51-100	RPI 101-150	RPI 150+				
22- 4	0- 1	0- 1	OVERALL	2- 2	2- 0	18- 0				
9- 0	0- 0	0- 0	HOME	1- 0	1- 0	7- 0				
11- 4	0- 1	0- 1	AWAY	0- 2	1- 0	10- 0				
2- 0	0- 0	0- 0	NEUTRAL	1- 0	0- 0	1- 0				
9- 3	0- 1	0- 1	NON-CONFERENCE	1- 1	0- 0	8- 0				
3- 0	0- 0	0- 0	HOME	0- 0	0- 0	3- 0				
4- 3	0- 1	0- 1	AWAY	0- 1	0- 0	4- 0				
2- 0	0- 0	0- 0	NEUTRAL	1- 0	0- 0	1- 0				
13- 1	0- 0	0- 0	CONFERENCE	1- 1	2- 0	10- 0				
6- 0	0- 0	0- 0	HOME	1- 0	1- 0	4- 0				
7- 1	0- 0	0- 0	AWAY	0- 1	1- 0	6- 0				
0- 0	0- 0	0- 0	NEUTRAL	0- 0	0- 0	0- 0				

RPI 1-25				RPI 26-50				Team's RPI: 47	RPI 51-100				RPI 101+			
RPI	S	Opponent	Score	RPI	S	Opponent	Score		RPI	S	Opponent	Score	RPI	S	Opponent	Score
24	A	Tennessee	55 63	43	A	Southern California	67 68		64	A	Army West Point	62 65	144	A	Stony Brook	62 49
									71	A	Maine	53 65	144	H	Stony Brook	73 54
									71	H	Maine	64 59	157	A	UMBC	77 42
									98	N	Toledo	63 55	157	H	UMBC	63 39
													164	H	Yale	74 70
													187	N	UC Davis	80 70
													197	A	Fairfield	62 50
													208	A	Rhode Island	67 58
													217	A	Hartford	78 41
													221	A	Siena	61 42
													238	A	New Hampshire	78 52
													238	H	New Hampshire	85 48
													247	A	Binghamton	59 47
													247	H	Binghamton	64 58
													263	H	Providence	71 58
													266	H	Pepperdine	64 49
													295	A	Vermont	75 40
													295	H	Vermont	72 43
													321	A	UMass Lowell	85 55
													345	A	Boston U.	83 43
LAST 12 Division I GAMES:																
144	A	Stony Brook	62 49	217	A	Hartford	78 41									
71	A	Maine	53 65	321	A	UMass Lowell	85 55									
238	H	New Hampshire	85 48	144	H	Stony Brook	73 54									
247	H	Binghamton	64 58	247	A	Binghamton	59 47									
295	A	Vermont	75 40	71	H	Maine	64 59									
157	H	UMBC	63 39	238	A	New Hampshire	78 52									

Non-Div I Games:

Albany (NY)

■ Loss,
■ Non-Conf, S Site,
■ Home
■ Away
N Neutral

Average RPI Win:	318	WON-LOST	WINNING	LAST 10	STRENGTH OF	OPP. STRENGTH	TEAM	ADJ.	CONF.	ADJ CONF.
Average RPI Loss:	203	RECORD	PCT. RANK	GAMES	SCHEDULE	OF SCHEDULE	RPI	RPI	RPI	RPI
DIV. I ONLY	6- 17	290	5- 5	314	341	312	312	32	32	
DIV. I NON-CONF.	0- 8	338	0- 0	55	163	293	293	31	31	
TOTALS	RPI 1-25	RPI 26-50	W-L RECORDS	RPI 51-100	RPI 101-150	RPI 150+				
6- 17	0- 0	0- 1	OVERALL	0- 1	0- 3	6- 12				
3- 3	0- 0	0- 0	HOME	0- 0	0- 0	3- 3				
3- 14	0- 0	0- 0	AWAY	0- 0	0- 2	3- 6				
0- 0	0- 0	0- 0	NEUTRAL	0- 0	0- 0	0- 0				
0- 8	0- 0	0- 1	NON-CONFERENCE	0- 1	0- 3	0- 3				
0- 0	0- 0	0- 0	HOME	0- 0	0- 0	0- 0				
0- 8	0- 0	0- 1	AWAY	0- 1	0- 3	0- 3				
0- 0	0- 0	0- 0	NEUTRAL	0- 0	0- 0	0- 0				
6- 9	0- 0	0- 0	CONFERENCE	0- 0	0- 0	6- 9				
3- 3	0- 0	0- 0	HOME	0- 0	0- 0	3- 3				
3- 6	0- 0	0- 0	AWAY	0- 0	0- 0	3- 6				
0- 0	0- 0	0- 0	NEUTRAL	0- 0	0- 0	0- 0				

RPI S	Opponent	Score	RPI S	Opponent	Score	RPI S	Opponent	Score	RPI S	Opponent	Score	Team's RPI: 312
41	A Arkansas St.	50 82	96	A Iowa St.	41 91	106	A Northwestern	47 91	110	A Central Ark.	35 58	
						127	A La.-Lafayette	61 73	155	A Alabama	50 97	
						162	A East Carolina	58 87	163	A Southern U.	57 66	
						179	A Grambling	70 66	179	H Grambling	76 85	
						241	A Texas Southern	39 68	279	A Alabama St.	51 64	
						279	H Alabama St.	51 52	280	A Prairie View	54 58	
						291	A Jacksonville St.	65 67	298	A Jackson St.	65 79	
						298	H Jackson St.	66 73	342	A Ark.-Pine Bluff	69 71	
						342	H Ark.-Pine Bluff	81 53	346	A Alabama A&M	81 64	
						346	H Alabama A&M	68 52	348	A Mississippi Val.	81 66	
						348	H Mississippi Val.	75 39				
LAST 12 Division I GAMES:												
279	A Alabama St.	51 64	163	A Southern U.	57 66							
346	A Alabama A&M	81 64	279	H Alabama St.	51 52							
342	H Ark.-Pine Bluff	81 53	346	H Alabama A&M	68 52							
348	H Mississippi Val.	75 39	342	A Ark.-Pine Bluff	69 71							
179	A Grambling	70 66	348	A Mississippi Val.	81 66							
298	A Jackson St.	65 79	179	H Grambling	76 85							

Non-Div I Games: Mt. Mercy 60 56 Delta St. 66 57

Alcorn

Loss, Non-Conf, S Site, H Home A Away N Neutral

Average RPI Win:	272	WON-LOST	WINNING	LAST 10	STRENGTH OF	OPP. STRENGTH	TEAM	ADJ.	CONF.	ADJ CONF.
Average RPI Loss:	156	RECORD	PCT. RANK	GAMES	SCHEDULE	OF SCHEDULE	RPI	RPI	RPI	RPI
DIV. I ONLY	6- 20	303	2- 8	138	276	270	270	26	26	
DIV. I NON-CONF.	2- 9	296	0- 0	23	157	199	199	27	27	
TOTALS	RPI 1-25	RPI 26-50	W-L RECORDS	RPI 51-100	RPI 101-150	RPI 150+				
6- 20	0- 0	0- 3	OVERALL	0- 6	0- 2	6- 9				
3- 8	0- 0	0- 0	HOME	0- 4	0- 1	3- 3				
3- 12	0- 0	0- 3	AWAY	0- 2	0- 1	3- 6				
0- 0	0- 0	0- 0	NEUTRAL	0- 0	0- 0	0- 0				
2- 9	0- 0	0- 3	NON-CONFERENCE	0- 2	0- 2	2- 2				
1- 3	0- 0	0- 0	HOME	0- 2	0- 1	1- 0				
1- 6	0- 0	0- 3	AWAY	0- 0	0- 1	1- 2				
0- 0	0- 0	0- 0	NEUTRAL	0- 0	0- 0	0- 0				
4- 11	0- 0	0- 0	CONFERENCE	0- 4	0- 0	4- 7				
2- 5	0- 0	0- 0	HOME	0- 2	0- 0	2- 3				
2- 6	0- 0	0- 0	AWAY	0- 2	0- 0	2- 4				
0- 0	0- 0	0- 0	NEUTRAL	0- 0	0- 0	0- 0				

RPI S	Opponent	Score	RPI S	Opponent	Score	RPI S	Opponent	Score	RPI S	Opponent	Score	Team's RPI: 270
38	A Princeton	34 72	64	A Army West Point	51 87	113	H Wake Forest	70 71				
39	A George Washington	48 78	64	H Army West Point	42 52	122	A Pittsburgh	58 76				
40	A James Madison	45 74	74	H Hofstra	51 60	157	A UMBC	46 47				
			89	A Bucknell	54 60	194	A William & Mary	51 62				
			89	H Bucknell	60 66	215	A Lehigh	59 55				
			97	H Elon	54 62	215	H Lehigh	52 61				
						227	A Dartmouth	45 41				
						231	H Manhattan	52 48				
						239	A Holy Cross	54 59				
						239	H Holy Cross	50 59				
						252	A Loyola Maryland	46 52				
						307	A Colgate	49 37				
						307	H Colgate	64 56				
						322	A Lafayette	59 63				
						322	H Lafayette	51 60				
						345	A Boston U.	59 63				
						345	H Boston U.	79 33				
LAST 12 Division I GAMES:												
239	H Holy Cross	50 59	307	H Colgate	64 56							
322	A Lafayette	59 63	239	A Holy Cross	54 59							
64	A Army West Point	51 87	322	H Lafayette	51 60							
345	H Boston U.	79 33	64	H Army West Point	42 52							
215	H Lehigh	52 61	345	A Boston U.	59 63							
89	A Bucknell	54 60	215	A Lehigh	59 55							

Non-Div I Games:

American

■ Loss,
 ■ Non-Conf,
 ■ S Site,
 ■ H Home
 ■ A Away
 N Neutral

Average RPI Win:	210	WON-LOST	WINNING	LAST 10	STRENGTH OF	OPP. STRENGTH	TEAM	ADJ.	CONF.	ADJ CONF.
Average RPI Loss:	172	RECORD	PCT. RANK	GAMES	SCHEDULE	OF SCHEDULE	RPI	RPI	RPI	RPI
DIV. I ONLY	8- 17	270	3- 7	199	201	273	273	16	16	
DIV. I NON-CONF.	3- 6	234	0- 0	196	210	265	265	14	14	
TOTALS	RPI 1-25	RPI 26-50	W-L RECORDS	RPI 51-100	RPI 101-150	RPI 150+				
8- 17	0- 0	0- 1	OVERALL	0- 1	1- 6	7- 9				
6- 6	0- 0	0- 0	HOME	0- 0	1- 2	5- 4				
2- 9	0- 0	0- 1	AWAY	0- 0	0- 4	2- 4				
0- 2	0- 0	0- 0	NEUTRAL	0- 1	0- 0	0- 1				
3- 6	0- 0	0- 0	NON-CONFERENCE	0- 1	0- 2	3- 3				
3- 1	0- 0	0- 0	HOME	0- 0	0- 1	3- 0				
0- 3	0- 0	0- 0	AWAY	0- 0	0- 1	0- 2				
0- 2	0- 0	0- 0	NEUTRAL	0- 1	0- 0	0- 1				
5- 11	0- 0	0- 1	CONFERENCE	0- 0	1- 4	4- 6				
3- 5	0- 0	0- 0	HOME	0- 0	1- 1	2- 4				
2- 6	0- 0	0- 1	AWAY	0- 0	0- 3	2- 2				
0- 0	0- 0	0- 0	NEUTRAL	0- 0	0- 0	0- 0				

RPI 1-25				RPI 26-50				RPI 51-100				RPI 101+				Team's RPI: 273			
RPI	S	Opponent	Score	RPI	S	Opponent	Score	RPI	S	Opponent	Score	RPI	S	Opponent	Score				
				41	A	Arkansas St.	60 83					65	N	South Dakota	60 87	116	H	Liberty	68 74
																124	A	Little Rock	50 67
																125	A	North Carolina	59 68
																127	A	La.-Lafayette	51 60
																127	H	La.-Lafayette	76 59
																149	A	UT Arlington	58 65
																149	H	UT Arlington	45 76
																155	A	Alabama	59 93
																158	H	ETSU	70 52
																180	A	Troy	96 81
																180	H	Troy	89 100
																186	A	South Ala.	55 71
																186	H	South Ala.	54 68
																187	H	Richmond	73 59
																223	A	Texas St.	76 87
																223	H	Texas St.	90 71
																226	H	Furman	92 78
																229	A	Col. of Charleston	50 60
																264	H	Georgia St.	75 80
																282	H	Ga. Southern	50 65
																290	A	La.-Monroe	57 54
																290	H	La.-Monroe	64 52
																329	N	Delaware St.	69 76
LAST 12 Division I GAMES:																			
				180	H	Troy	89 100					186	A	South Ala.	55 71				
				186	H	South Ala.	54 68					180	A	Troy	96 81				
				149	A	UT Arlington	58 65					282	H	Ga. Southern	50 65				
				223	A	Texas St.	76 87					264	H	Georgia St.	75 80				
				290	H	La.-Monroe	64 52					41	A	Arkansas St.	60 83				
				127	H	La.-Lafayette	76 59					124	A	Little Rock	50 67				

Non-Div I Games:

Appalachian St.

■ Loss,
 ■ Non-Conf,
 ■ S Site,
 ■ Home
 ■ A Away
 N Neutral

Arizona

Through Games Of Feb. 22, 2016

Average RPI Win:	178	WON-LOST	WINNING	LAST 10	STRENGTH OF	OPP. STRENGTH	TEAM	ADJ.	CONF.	ADJ CONF.
Average RPI Loss:	50	RECORD	PCT. RANK	GAMES	SCHEDULE	OF SCHEDULE	RPI	RPI	RPI	RPI
DIV. I ONLY	11- 17	236	0- 10	39	28	134	134	1	1	
DIV. I NON-CONF.	9- 3	69	0- 0	113	222	70	70	1	1	
TOTALS	RPI 1-25	RPI 26-50	W-L RECORDS	RPI 51-100	RPI 101-150	RPI 150+				
11- 17	0- 6	0- 3	OVERALL	3- 7	0- 0	8- 1				
8- 7	0- 3	0- 2	HOME	2- 2	0- 0	6- 0				
2- 8	0- 0	0- 0	AWAY	1- 1	0- 0	1- 0				
1- 2	0- 0	0- 0	NEUTRAL	0- 1	0- 0	1- 1				
9- 3	0- 0	0- 0	NON-CONFERENCE	2- 2	0- 0	7- 1				
6- 0	0- 0	0- 0	HOME	1- 0	0- 0	5- 0				
2- 1	0- 0	0- 0	AWAY	1- 1	0- 0	1- 0				
1- 2	0- 0	0- 0	NEUTRAL	0- 1	0- 0	1- 1				
2- 14	0- 6	0- 3	CONFERENCE	1- 5	0- 0	1- 0				
2- 7	0- 3	0- 2	HOME	1- 2	0- 0	1- 0				
0- 7	0- 3	0- 1	AWAY	0- 3	0- 0	0- 0				
0- 0	0- 0	0- 0	NEUTRAL	0- 0	0- 0	0- 0				

RPI	S	Opponent	Score	RPI	S	Opponent	Score	RPI	S	Opponent	Score	RPI	S	Opponent	Score	Team's RPI: 134
7	A	Oregon St.	43 71	32	A	Washington	47 63	60	A	Oregon	54 76	156	H	Pacific	69 56	
8	A	Arizona St.	49 61	32	H	Washington	52 74	69	N	FGCU	55 57	171	N	SMU	46 58	
8	H	Arizona St.	47 62	43	H	Southern California	57 67	73	A	Washington St.	46 67	172	H	Louisiana Tech	77 67	
9	H	UCLA	39 73					73	H	Washington St.	61 62	176	H	Colorado	63 52	
10	A	Stanford	58 82					77	A	San Diego	54 59	184	H	George Mason	68 60	
10	H	Stanford	34 59					78	H	Utah	55 60	213	N	Gardner-Webb	79 60	
								93	H	New Mexico St.	68 64	218	H	Kansas	67 52	
								95	A	California	56 75	225	A	North Texas	51 44	
								95	H	California	57 52	333	H	Howard	65 28	
								98	A	Toledo	62 59					
LAST 12 Division I GAMES:																
73	H	Washington St.	61 62	60	A	Oregon	54 76									
32	H	Washington	52 74	7	A	Oregon St.	43 71									
95	A	California	56 75	8	H	Arizona St.	47 62									
10	A	Stanford	58 82	8	A	Arizona St.	49 61									
9	H	UCLA	39 73	176	H	Colorado	63 52									
43	H	Southern California	57 67	78	H	Utah	55 60									

Non-Div I Games:

Arizona

Loss, Non-Conf, S Site, H Home A Away N Neutral

Average RPI Win:	102	WON-LOST	WINNING	LAST 10	STRENGTH OF	OPP. STRENGTH	TEAM	ADJ.	CONF.	ADJ CONF.
Average RPI Loss:	26	RECORD	PCT. RANK	GAMES	SCHEDULE	OF SCHEDULE	RPI	RPI	RPI	RPI
DIV. I ONLY	24- 4	16	9- 1	15	7	8	8	1	1	
DIV. I NON-CONF.	9- 3	69	0- 0	30	30	34	34	1	1	
TOTALS	RPI 1-25	RPI 26-50	W-L RECORDS	RPI 51-100	RPI 101-150	RPI 150+				
24- 4	5- 3	3- 0	OVERALL	7- 1	3- 0	6- 0				
13- 2	3- 1	2- 0	HOME	4- 1	1- 0	3- 0				
10- 1	2- 1	1- 0	AWAY	3- 0	2- 0	2- 0				
1- 1	0- 1	0- 0	NEUTRAL	0- 0	0- 0	1- 0				
9- 3	2- 2	0- 0	NON-CONFERENCE	1- 1	1- 0	5- 0				
4- 2	1- 1	0- 0	HOME	1- 1	0- 0	2- 0				
4- 0	1- 0	0- 0	AWAY	0- 0	1- 0	2- 0				
1- 1	0- 1	0- 0	NEUTRAL	0- 0	0- 0	1- 0				
15- 1	3- 1	3- 0	CONFERENCE	6- 0	2- 0	1- 0				
9- 0	2- 0	2- 0	HOME	3- 0	1- 0	1- 0				
6- 1	1- 1	1- 0	AWAY	3- 0	1- 0	0- 0				
0- 0	0- 0	0- 0	NEUTRAL	0- 0	0- 0	0- 0				

RPI 1-25				Team's RPI: 8		RPI 26-50				RPI 51-100				RPI 101+								
RPI	S	Opponent	Score			RPI	S	Opponent	Score			RPI	S	Opponent	Score			RPI	S	Opponent	Score	
2	N	South Carolina	58	60		32	A	Washington	68	61		60	A	Oregon	63	58		121	A	Hawaii	75	49
7	A	Oregon St.	44	67		32	H	Washington	77	57		73	A	Washington St.	63	45		134	A	Arizona	62	47
9	H	UCLA	65	61		43	H	Southern California	69	68		73	H	Washington St.	61	39		134	H	Arizona	61	49
10	A	Stanford	63	61								78	H	Utah	80	60		171	A	SMU	64	57
10	H	Stanford	49	31								79	H	VCU	48	57		176	H	Colorado	64	37
14	H	Kentucky	64	68								88	H	Marquette	90	80		217	A	Hartford	60	29
16	A	Syracuse	61	54								95	A	California	64	49		235	H	Columbia	70	49
17	H	Florida St.	68	56								95	H	California	57	49		240	N	CSU Bakersfield	60	47
																		300	H	CSUN	69	46
LAST 12 Division I GAMES:																						
						32	H	Washington	77	57		7	A	Oregon St.	44	67						
						73	H	Washington St.	61	39		60	A	Oregon	63	58						
						10	A	Stanford	63	61		134	A	Arizona	62	47						
						95	A	California	64	49		134	H	Arizona	61	49						
						43	H	Southern California	69	68		78	H	Utah	80	60						
						9	H	UCLA	65	61		176	H	Colorado	64	37						

Non-Div I Games:

Arizona St.

■ Loss,
■ Non-Conf, S Site,
■ Home
■ Away
N Neutral

Average RPI Win:	284	WON-LOST	WINNING	LAST 10	STRENGTH OF	OPP. STRENGTH	TEAM	ADJ.	CONF.	ADJ CONF.
Average RPI Loss:	205	RECORD	PCT. RANK	GAMES	SCHEDULE	OF SCHEDULE	RPI	RPI	RPI	RPI
DIV. I ONLY	4- 18	318	3- 7	297	327	342	342	32	32	
DIV. I NON-CONF.	0- 7	338	0- 0	130	11	304	304	31	31	
TOTALS	RPI 1-25	RPI 26-50	W-L RECORDS	RPI 51-100	RPI 101-150	RPI 150+				
4- 18	0- 0	0- 1	OVERALL	0- 3	0- 2	4- 12				
4- 4	0- 0	0- 0	HOME	0- 0	0- 0	4- 4				
0- 14	0- 0	0- 1	AWAY	0- 1	0- 2	0- 2				
0- 0	0- 0	0- 0	NEUTRAL	0- 0	0- 0	0- 0				
0- 7	0- 0	0- 1	NON-CONFERENCE	0- 3	0- 2	0- 1				
0- 0	0- 0	0- 0	HOME	0- 0	0- 0	0- 0				
0- 7	0- 0	0- 1	AWAY	0- 3	0- 2	0- 1				
0- 0	0- 0	0- 0	NEUTRAL	0- 0	0- 0	0- 0				
4- 11	0- 0	0- 0	CONFERENCE	0- 0	0- 0	4- 11				
4- 4	0- 0	0- 0	HOME	0- 0	0- 0	4- 4				
0- 7	0- 0	0- 0	AWAY	0- 0	0- 0	0- 7				
0- 0	0- 0	0- 0	NEUTRAL	0- 0	0- 0	0- 0				

RPI 1-25				RPI 26-50				RPI 51-100				RPI 101+				Team's RPI: 342
RPI	S	Opponent	Score	RPI	S	Opponent	Score	RPI	S	Opponent	Score	RPI	S	Opponent	Score	
				28	A	Missouri	34 85	82	A	Nebraska	46 96	142	A	Texas Tech	40 84	
								96	A	Iowa St.	41 70	146	A	UAB	32 82	
								98	A	Toledo	47 74	163	A	Southern U.	70 74	
												163	H	Southern U.	61 78	
												166	A	Ole Miss	45 80	
												179	H	Grambling	83 68	
												241	A	Texas Southern	30 57	
												241	H	Texas Southern	51 57	
												279	A	Alabama St.	63 72	
												279	H	Alabama St.	53 68	
												280	A	Prairie View	55 70	
												280	H	Prairie View	66 70	
												298	H	Jackson St.	71 66	
												312	A	Alcorn	53 81	
												312	H	Alcorn	71 69	
												346	A	Alabama A&M	70 78	
												346	H	Alabama A&M	69 60	
												348	A	Mississippi Val.	60 62	
LAST 12 Division I GAMES:																
				241	H	Texas Southern	51 57	298	H	Jackson St.	71 66					
				280	H	Prairie View	66 70	179	H	Grambling	83 68					
				312	A	Alcorn	53 81	241	A	Texas Southern	30 57					
				163	A	Southern U.	70 74	280	A	Prairie View	55 70					
				279	H	Alabama St.	53 68	312	H	Alcorn	71 69					
				346	H	Alabama A&M	69 60	163	H	Southern U.	61 78					

Non-Div I Games: Talladega 73 83 Philander Smith 63 51 Tougaloo 65 51 Talladega 68 55
Ark.-Pine Bluff

Loss, Non-Conf, S Site, H Home A Away N Neutral

Arkansas

Through Games Of Feb. 22, 2016

Average RPI Win:	164	WON-LOST	WINNING	LAST 10	STRENGTH OF	OPP. STRENGTH	TEAM	ADJ.	CONF.	ADJ CONF.
Average RPI Loss:	58	RECORD	PCT. RANK	GAMES	SCHEDULE	OF SCHEDULE	RPI	RPI	RPI	RPI
DIV. I ONLY	11- 16	229	4- 6	27	32	132	132	2	2	
DIV. I NON-CONF.	5- 8	209	0- 0	200	126	249	249	2	2	
TOTALS	RPI 1-25	RPI 26-50	W-L RECORDS	RPI 51-100	RPI 101-150	RPI 150+				
11- 16	2- 6	1- 3	OVERALL	1- 4	2- 1	5- 2				
10- 4	2- 1	1- 1	HOME	1- 1	1- 0	5- 1				
1- 9	0- 3	0- 2	AWAY	0- 3	1- 0	0- 1				
0- 3	0- 2	0- 0	NEUTRAL	0- 0	0- 1	0- 0				
5- 8	0- 2	0- 0	NON-CONFERENCE	0- 3	1- 1	4- 2				
5- 2	0- 0	0- 0	HOME	0- 1	1- 0	4- 1				
0- 3	0- 0	0- 0	AWAY	0- 2	0- 0	0- 1				
0- 3	0- 2	0- 0	NEUTRAL	0- 0	0- 1	0- 0				
6- 8	2- 4	1- 3	CONFERENCE	1- 1	1- 0	1- 0				
5- 2	2- 1	1- 1	HOME	1- 0	0- 0	1- 0				
1- 6	0- 3	0- 2	AWAY	0- 1	1- 0	0- 0				
0- 0	0- 0	0- 0	NEUTRAL	0- 0	0- 0	0- 0				

RPI 1-25				RPI 26-50				RPI 51-100				RPI 101+ Team's RPI: 132			
RPI	S	Opponent	Score	RPI	S	Opponent	Score	RPI	S	Opponent	Score	RPI	S	Opponent	Score
2	A	South Carolina	32 85	28	A	Missouri	48 69	52	A	Rutgers	40 60	123	A	LSU	48 44
6	N	Texas	50 61	28	H	Missouri	64 52	56	A	Auburn	60 71	127	N	La.-Lafayette	59 67
7	N	Oregon St.	47 63	31	A	Mississippi St.	55 80	61	A	South Dakota St.	69 76	147	H	Oral Roberts	65 50
13	H	Texas A&M	67 61	31	H	Mississippi St.	55 65	85	H	Vanderbilt	57 56	155	H	Alabama	69 67
14	A	Kentucky	63 77					90	H	Missouri St.	54 69	185	A	Butler	57 63
21	H	Florida	66 71									190	H	Tulsa	67 74
24	A	Tennessee	57 75									237	H	Sam Houston St.	67 47
24	H	Tennessee	64 59									309	H	Southeastern La.	97 53
												335	H	New Orleans	73 41
												348	H	Mississippi Val.	86 46
LAST 12 Division I GAMES:															
14	A	Kentucky	63 77	21	H	Florida	66 71								
155	H	Alabama	69 67	56	A	Auburn	60 71								
28	A	Missouri	48 69	123	A	LSU	48 44								
85	H	Vanderbilt	57 56	28	H	Missouri	64 52								
24	A	Tennessee	57 75	24	H	Tennessee	64 59								
31	H	Mississippi St.	55 65	31	A	Mississippi St.	55 80								

Non-Div I Games:

Arkansas

■ Loss,
 ■ Non-Conf,
 ■ S Site,
 ■ H Home
 ■ A Away
 N Neutral

Average RPI Win:	215	WON-LOST	WINNING	LAST 10	STRENGTH OF	OPP. STRENGTH	TEAM	ADJ.	CONF.	ADJ CONF.
Average RPI Loss:	51	RECORD	PCT. RANK	GAMES	SCHEDULE	OF SCHEDULE	RPI	RPI	RPI	RPI
DIV. I ONLY	22- 3	13	10- 0	170	207	41	41	16	16	
DIV. I NON-CONF.	6- 3	99	0- 0	103	192	56	56	14	14	
TOTALS	RPI 1-25	RPI 26-50	W-L RECORDS	RPI 51-100	RPI 101-150	RPI 150+				
22- 3	0- 1	0- 0	OVERALL	2- 2	4- 0	16- 0				
11- 0	0- 0	0- 0	HOME	0- 0	2- 0	9- 0				
11- 3	0- 1	0- 0	AWAY	2- 2	2- 0	7- 0				
0- 0	0- 0	0- 0	NEUTRAL	0- 0	0- 0	0- 0				
6- 3	0- 1	0- 0	NON-CONFERENCE	2- 2	0- 0	4- 0				
3- 0	0- 0	0- 0	HOME	0- 0	0- 0	3- 0				
3- 3	0- 1	0- 0	AWAY	2- 2	0- 0	1- 0				
0- 0	0- 0	0- 0	NEUTRAL	0- 0	0- 0	0- 0				
16- 0	0- 0	0- 0	CONFERENCE	0- 0	4- 0	12- 0				
8- 0	0- 0	0- 0	HOME	0- 0	2- 0	6- 0				
8- 0	0- 0	0- 0	AWAY	0- 0	2- 0	6- 0				
0- 0	0- 0	0- 0	NEUTRAL	0- 0	0- 0	0- 0				

RPI 1-25				RPI 26-50				Team's RPI: 41				RPI 51-100				RPI 101+			
RPI	S	Opponent	Score	RPI	S	Opponent	Score	RPI	S	Opponent	Score	RPI	S	Opponent	Score	RPI	S	Opponent	Score
21	A	Florida	72 76									51	A	Chattanooga	54 55	124	H	Little Rock	66 53
												69	A	FGCU	62 48	127	A	La.-Lafayette	74 62
												82	A	Nebraska	71 79	127	H	La.-Lafayette	83 56
												87	A	UT Martin	76 74	149	A	UT Arlington	78 71
																180	A	Troy	101 81
																180	H	Troy	94 80
																186	A	South Ala.	66 53
																186	H	South Ala.	58 51
																223	A	Texas St.	74 59
																264	A	Georgia St.	85 64
																264	H	Georgia St.	75 54
																269	H	Austin Peay	66 55
																272	A	Tennessee Tech	77 55
																273	H	Appalachian St.	83 60
																282	A	Ga. Southern	79 52
																282	H	Ga. Southern	77 54
																288	H	Wichita St.	67 40
																290	A	La.-Monroe	78 64
																290	H	La.-Monroe	66 43
																312	H	Alcorn	82 50
LAST 12 Division I GAMES:																			
264	A	Georgia St.	85 64	282	H	Ga. Southern	77 54												
282	A	Ga. Southern	79 52	264	H	Georgia St.	75 54												
290	A	La.-Monroe	78 64	223	A	Texas St.	74 59												
127	A	La.-Lafayette	74 62	149	A	UT Arlington	78 71												
180	H	Troy	94 80	124	H	Little Rock	66 53												
186	H	South Ala.	58 51	273	H	Appalachian St.	83 60												

Non-Div I Games:

Arkansas St.

■ Loss,
 ■ Non-Conf, S Site,
 ■ Home
 ■ Away
 N Neutral

Average RPI Win:	245	WON-LOST	WINNING	LAST 10	STRENGTH OF	OPP. STRENGTH	TEAM	ADJ.	CONF.	ADJ CONF.
Average RPI Loss:	71	RECORD	PCT. RANK	GAMES	SCHEDULE	OF SCHEDULE	RPI	RPI	RPI	RPI
DIV. I ONLY	22- 2	7	10- 0	290	262	64	64	26	26	
DIV. I NON-CONF.	8- 1	23	0- 0	286	229	85	85	27	27	
TOTALS	RPI 1-25	RPI 26-50	W-L RECORDS	RPI 51-100	RPI 101-150	RPI 150+				
22- 2	0- 0	1- 0	OVERALL	2- 2	0- 0	19- 0				
12- 0	0- 0	1- 0	HOME	2- 0	0- 0	9- 0				
9- 2	0- 0	0- 0	AWAY	0- 2	0- 0	9- 0				
1- 0	0- 0	0- 0	NEUTRAL	0- 0	0- 0	1- 0				
8- 1	0- 0	1- 0	NON-CONFERENCE	1- 1	0- 0	6- 0				
5- 0	0- 0	1- 0	HOME	1- 0	0- 0	3- 0				
3- 1	0- 0	0- 0	AWAY	0- 1	0- 0	3- 0				
0- 0	0- 0	0- 0	NEUTRAL	0- 0	0- 0	0- 0				
14- 1	0- 0	0- 0	CONFERENCE	1- 1	0- 0	13- 0				
7- 0	0- 0	0- 0	HOME	1- 0	0- 0	6- 0				
6- 1	0- 0	0- 0	AWAY	0- 1	0- 0	6- 0				
1- 0	0- 0	0- 0	NEUTRAL	0- 0	0- 0	1- 0				

RPI S	Opponent	Score	RPI S	Opponent	Score	RPI S	Opponent	Score	RPI S	Opponent	Score
47	H Albany (NY)	65 62	53	A Duke	61 72	164	A Yale	65 61			
			89	A Bucknell	69 79	215	H Lehigh	63 39			
			89	H Bucknell	68 63	233	A Navy	49 34			
			99	H Quinnipiac	67 57	233	N Navy	75 38			
						239	A Holy Cross	80 49			
						239	H Holy Cross	77 58			
						252	A Loyola Maryland	52 44			
						252	H Loyola Maryland	70 37			
						266	H Pepperdine	63 53			
						270	A American	52 42			
						270	H American	87 51			
						286	H Rider	57 42			
						289	H Central Conn. St.	81 52			
						307	A Colgate	78 55			
						307	H Colgate	67 55			
						322	A Lafayette	78 45			
						322	H Lafayette	84 57			
						334	A St. Francis Brooklyn	74 35			
						344	A NJIT	71 35			
LAST 12 Division I GAMES:											
233	A Navy	49 34	89	H Bucknell	68 63						
239	A Holy Cross	80 49	233	N Navy	75 38						
270	H American	87 51	239	H Holy Cross	77 58						
307	A Colgate	78 55	270	A American	52 42						
252	A Loyola Maryland	52 44	307	H Colgate	67 55						
322	H Lafayette	84 57	252	H Loyola Maryland	70 37						

Non-Div I Games: Emerson 86 47

Army West Point

■ Loss,
 ■ Non-Conf, S Site,
 ■ Home
 ■ Away
 N Neutral

Average RPI Win:	168	WON-LOST	WINNING	LAST 10	STRENGTH OF	OPP. STRENGTH	TEAM	ADJ.	CONF.	ADJ CONF.
Average RPI Loss:	41	RECORD	PCT. RANK	GAMES	SCHEDULE	OF SCHEDULE	RPI	RPI	RPI	RPI
DIV. I ONLY	18- 9	77	6- 4	77	44	56	56	2	2	
DIV. I NON-CONF.	10- 3	61	0- 0	258	141	108	108	2	2	
TOTALS	RPI 1-25	RPI 26-50	W-L RECORDS	RPI 51-100	RPI 101-150	RPI 150+				
18- 9	2- 4	0- 2	OVERALL	2- 3	4- 0	10- 0				
9- 3	2- 1	0- 1	HOME	1- 1	2- 0	4- 0				
6- 6	0- 3	0- 1	AWAY	0- 2	1- 0	5- 0				
3- 0	0- 0	0- 0	NEUTRAL	1- 0	1- 0	1- 0				
10- 3	0- 0	0- 0	NON-CONFERENCE	1- 3	2- 0	7- 0				
4- 1	0- 0	0- 0	HOME	0- 1	1- 0	3- 0				
3- 2	0- 0	0- 0	AWAY	0- 2	0- 0	3- 0				
3- 0	0- 0	0- 0	NEUTRAL	1- 0	1- 0	1- 0				
8- 6	2- 4	0- 2	CONFERENCE	1- 0	2- 0	3- 0				
5- 2	2- 1	0- 1	HOME	1- 0	1- 0	1- 0				
3- 4	0- 3	0- 1	AWAY	0- 0	1- 0	2- 0				
0- 0	0- 0	0- 0	NEUTRAL	0- 0	0- 0	0- 0				

RPI S	Opponent	Score	RPI S	Opponent	Score	RPI S	Opponent	Score	RPI S	Opponent	Score
2	H South Carolina	58 74	28	H Missouri	55 69	69	A FGCU	45 52	123	A LSU	63 53
14	A Kentucky	47 54	31	A Mississippi St.	45 60	80	N Minnesota	81 79	132	H Arkansas	71 60
14	H Kentucky	66 61				85	H Vanderbilt	53 45	145	N Boise St.	55 53
20	A Georgia	30 63				88	A Marquette	69 70	146	H UAB	85 71
21	H Florida	80 58				92	H Virginia	52 69	155	A Alabama	59 55
24	A Tennessee	52 79							155	H Alabama	72 59
									162	H East Carolina	83 69
									166	A Ole Miss	65 60
									184	H George Mason	88 59
									254	N Coppin St.	69 54
									283	A Towson	74 52
									292	A Savannah St.	62 40
									309	A Southeastern La.	80 68
									318	H Winthrop	76 33
LAST 12 Division I GAMES:											
28	H Missouri	55 69	20	A Georgia	30 63						
21	H Florida	80 58	132	H Arkansas	71 60						
166	A Ole Miss	65 60	2	H South Carolina	58 74						
155	A Alabama	59 55	14	A Kentucky	47 54						
85	H Vanderbilt	53 45	155	H Alabama	72 59						
123	A LSU	63 53	24	A Tennessee	52 79						

Non-Div I Games:

Auburn

■ Loss,
■ Non-Conf,
■ S Site,
■ Home
■ A Away
N Neutral

Average RPI Win: 250	WON-LOST	WINNING	LAST 10	STRENGTH OF	OPP. STRENGTH	TEAM	ADJ.	CONF.	ADJ CONF.
Average RPI Loss: 151	RECORD	PCT. RANK	GAMES	SCHEDULE	OF SCHEDULE	RPI	RPI	RPI	RPI
DIV. I ONLY	7- 19	285	4- 6	158	215	269	269	24	24
DIV. I NON-CONF.	0- 11	338	0- 0	36	95	275	275	24	24
TOTALS	RPI 1-25	RPI 26-50	W-L RECORDS	RPI 51-100	RPI 101-150	RPI 150+			
7- 19	0- 0	0- 3	OVERALL	1- 6	0- 1	6- 9			
6- 3	0- 0	0- 0	HOME	1- 2	0- 0	5- 1			
1- 15	0- 0	0- 2	AWAY	0- 4	0- 1	1- 8			
0- 1	0- 0	0- 1	NEUTRAL	0- 0	0- 0	0- 0			
0- 11	0- 0	0- 3	NON-CONFERENCE	0- 5	0- 0	0- 3			
0- 2	0- 0	0- 0	HOME	0- 2	0- 0	0- 0			
0- 8	0- 0	0- 2	AWAY	0- 3	0- 0	0- 3			
0- 1	0- 0	0- 1	NEUTRAL	0- 0	0- 0	0- 0			
7- 8	0- 0	0- 0	CONFERENCE	1- 1	0- 1	6- 6			
6- 1	0- 0	0- 0	HOME	1- 0	0- 0	5- 1			
1- 7	0- 0	0- 0	AWAY	0- 1	0- 1	1- 5			
0- 0	0- 0	0- 0	NEUTRAL	0- 0	0- 0	0- 0			

RPI 1-25				RPI 26-50				RPI 51-100				RPI 101+				Team's RPI: 269
RPI	S	Opponent	Score	RPI	S	Opponent	Score	RPI	S	Opponent	Score	RPI	S	Opponent	Score	
				41	A	Arkansas St.	55 66	70	H	Middle Tenn.	55 86	101	A	Belmont	82 88	
				46	N	Indiana	58 90	72	A	Ball St.	44 72	158	A	ETSU	76 80	
				49	A	Western Ky.	69 88	85	A	Vanderbilt	56 73	165	A	SIUE	75 94	
								87	A	UT Martin	51 75	165	H	SIUE	61 72	
								87	H	UT Martin	80 70	183	H	Eastern Ky.	94 66	
								95	H	California	58 67	204	A	Southeast Mo. St.	69 71	
								100	A	Wright St.	56 77	262	A	Tennessee St.	58 66	
												267	A	Miami (OH)	60 75	
												271	A	Murray St.	72 75	
												271	H	Murray St.	81 72	
												272	H	Tennessee Tech	91 75	
												291	H	Jacksonville St.	61 59	
												292	A	Kennesaw St.	65 73	
												305	A	Morehead St.	96 75	
												339	A	Eastern Ill.	56 64	
												339	H	Eastern Ill.	80 45	
LAST 12 Division I GAMES:																
				271	H	Murray St.	81 72	204	A	Southeast Mo. St.	69 71					
				165	A	SIUE	75 94	165	H	SIUE	61 72					
				87	H	UT Martin	80 70	339	H	Eastern Ill.	80 45					
				339	A	Eastern Ill.	56 64	305	A	Morehead St.	96 75					
				271	A	Murray St.	72 75	101	A	Belmont	82 88					
				87	A	UT Martin	51 75	262	A	Tennessee St.	58 66					

Non-Div I Games: Trevecca Nazarene 97 75 Christian Bros. 74 55

Austin Peay

■ Loss,
 ■ Non-Conf, S Site,
 ■ Home
 ■ Away
 N Neutral

BYU				STRENGTH OF SCHEDULE	OPP. STRENGTH OF SCHEDULE	TEAM RPI	ADJ. RPI	CONF. RPI	ADJ CONF. RPI
Average RPI Win:	145	WON-LOST RECORD	WINNING PCT. RANK						
Average RPI Loss:	44		LAST 10 GAMES						
DIV. I ONLY	22- 4	21	10- 0	26	94	12	12	8	8
DIV. I NON-CONF.	7- 3	91	0- 0	15	50	15	15	9	9
<hr/>									
TOTALS	RPI 1-25	RPI 26-50	W-L RECORDS	RPI 51-100	RPI 101-150	RPI 150+			
22- 4	1- 1	0- 2	OVERALL	6- 1	5- 0	10- 0			
12- 0	0- 0	0- 0	HOME	4- 0	2- 0	6- 0			
7- 3	0- 0	0- 2	AWAY	2- 1	1- 0	4- 0			
3- 1	1- 1	0- 0	NEUTRAL	0- 0	2- 0	0- 0			
7- 3	1- 1	0- 2	NON-CONFERENCE	1- 0	2- 0	3- 0			
3- 0	0- 0	0- 0	HOME	1- 0	0- 0	2- 0			
1- 2	0- 0	0- 2	AWAY	0- 0	0- 0	1- 0			
3- 1	1- 1	0- 0	NEUTRAL	0- 0	2- 0	0- 0			
15- 1	0- 0	0- 0	CONFERENCE	5- 1	3- 0	7- 0			
9- 0	0- 0	0- 0	HOME	3- 0	2- 0	4- 0			
6- 1	0- 0	0- 0	AWAY	2- 1	1- 0	3- 0			
0- 0	0- 0	0- 0	NEUTRAL	0- 0	0- 0	0- 0			

RPI 1-25 Team's RPI: 12				RPI 26-50				RPI 51-100				RPI 101+			
RPI	S	Opponent	Score	RPI	S	Opponent	Score	RPI	S	Opponent	Score	RPI	S	Opponent	Score
13	N	Texas A&M	72 64	34	A	Oklahoma	47 73	59	A	St. Mary's (CA)	65 44	102	A	San Francisco	66 57
20	N	Georgia	58 66	44	A	Colorado St.	55 61	59	H	St. Mary's (CA)	65 59	102	H	San Francisco	65 62
								62	A	Santa Clara	68 63	108	H	Gonzaga	58 54
								62	H	Santa Clara	70 63	121	N	Hawaii	67 56
								77	A	San Diego	65 78	130	N	Penn St.	63 51
								77	H	San Diego	68 60	156	A	Pacific	67 57
								78	H	Utah	73 59	156	H	Pacific	79 62
												199	A	Weber St.	68 51
												203	H	Utah St.	81 69
												206	H	Utah Valley	78 62
												242	A	Loyola Marymount	82 75
												242	H	Loyola Marymount	75 61
												266	A	Pepperdine	77 66
												266	H	Pepperdine	69 64
												287	H	Portland	78 66
<hr/>															
LAST 12 Division I GAMES:															
				77	H	San Diego	68 60	242	A	Loyola Marymount	82 75				
				62	H	Santa Clara	70 63	266	H	Pepperdine	69 64				
				102	H	San Francisco	65 62	242	H	Loyola Marymount	75 61				
				59	A	St. Mary's (CA)	65 44	287	H	Portland	78 66				
				156	A	Pacific	67 57	108	H	Gonzaga	58 54				
				266	A	Pepperdine	77 66	102	A	San Francisco	66 57				

Non-Div I Games: BYU-Hawaii 85 40

BYU

■ Loss,
 ■ Non-Conf, S Site,
 ■ Home
 ■ Away
 N Neutral

Average RPI Win:	179	WON-LOST	WINNING	LAST 10	STRENGTH OF	OPP. STRENGTH	TEAM	ADJ.	CONF.	ADJ CONF.
Average RPI Loss:	88	RECORD	PCT. RANK	GAMES	SCHEDULE	OF SCHEDULE	RPI	RPI	RPI	RPI
DIV. I ONLY	17- 7	67	7- 3	109	114	72	72	11	11	
DIV. I NON-CONF.	7- 3	91	0- 0	216	71	98	98	13	13	
TOTALS	RPI 1-25	RPI 26-50	W-L RECORDS	RPI 51-100	RPI 101-150	RPI 150+				
17- 7	0- 1	1- 2	OVERALL	3- 3	5- 0	8- 1				
10- 2	0- 0	1- 1	HOME	3- 1	3- 0	3- 0				
6- 4	0- 0	0- 1	AWAY	0- 0	2- 0	4- 0				
1- 1	0- 1	0- 0	NEUTRAL	0- 0	0- 0	1- 0				
7- 3	0- 1	1- 0	NON-CONFERENCE	1- 2	0- 0	5- 0				
4- 0	0- 0	1- 0	HOME	1- 0	0- 0	2- 0				
2- 2	0- 0	0- 0	AWAY	0- 2	0- 0	2- 0				
1- 1	0- 1	0- 0	NEUTRAL	0- 0	0- 0	1- 0				
10- 4	0- 0	0- 2	CONFERENCE	2- 1	5- 0	3- 1				
6- 2	0- 0	0- 1	HOME	2- 1	3- 0	1- 0				
4- 2	0- 0	0- 1	AWAY	0- 0	2- 0	2- 1				
0- 0	0- 0	0- 0	NEUTRAL	0- 0	0- 0	0- 0				

RPI 1-25				RPI 26-50				RPI 51-100				Team's RPI: 72	RPI 101+			
RPI	S	Opponent	Score	RPI	S	Opponent	Score	RPI	S	Opponent	Score		RPI	S	Opponent	Score
21	N	Florida	79 85	29	A	Ohio	48 73	57	A	Purdue	63 73		115	A	Western Mich.	77 53
				29	H	Ohio	67 68	58	H	Saint Louis	79 70		115	H	Western Mich.	60 54
				49	H	Western Ky.	74 60	75	A	Charlotte	66 72		129	H	Akron	78 71
								84	H	Central Mich.	65 74		139	A	Buffalo	59 57
								91	H	Eastern Mich.	76 54		139	H	Buffalo	68 63
								98	H	Toledo	75 69		185	H	Butler	58 50
													222	N	Massachusetts	81 54
													253	A	Bowling Green	67 56
													261	A	Northern Ill.	73 57
													267	H	Miami (OH)	66 41
													269	H	Austin Peay	72 44
													324	A	Kent St.	50 59
													327	A	Evansville	73 53
													331	A	Lipscomb	72 60
LAST 12 Division I GAMES:																
				115	H	Western Mich.	60 54	29	H	Ohio	67 68					
				261	A	Northern Ill.	73 57	115	A	Western Mich.	77 53					
				324	A	Kent St.	50 59	91	H	Eastern Mich.	76 54					
				84	H	Central Mich.	65 74	253	A	Bowling Green	67 56					
				139	A	Buffalo	59 57	139	H	Buffalo	68 63					
				129	H	Akron	78 71	267	H	Miami (OH)	66 41					

Non-Div I Games: Ohio Valley 94 45

Ball St.

■ Loss,
 ■ Non-Conf, S Site,
 ■ Home
 ■ Away
 N Neutral

Average RPI Win:	99	WON-LOST	WINNING	LAST 10	STRENGTH OF	OPP. STRENGTH	TEAM	ADJ.	CONF.	ADJ CONF.
Average RPI Loss:	19	RECORD	PCT. RANK	GAMES	SCHEDULE	OF SCHEDULE	RPI	RPI	RPI	RPI
DIV. I ONLY	28- 1	2	10- 0	17	17	3	3	3	3	3
DIV. I NON-CONF.	13- 0	1	0- 0	29	45	3	3	3	3	3
TOTALS	RPI 1-25	RPI 26-50	W-L RECORDS	RPI 51-100	RPI 101-150	RPI 150+				
28- 1	4- 1	8- 0	OVERALL	4- 0	5- 0	7- 0				
17- 0	2- 0	4- 0	HOME	2- 0	4- 0	5- 0				
7- 1	1- 1	2- 0	AWAY	2- 0	1- 0	1- 0				
4- 0	1- 0	2- 0	NEUTRAL	0- 0	0- 0	1- 0				
13- 0	2- 0	3- 0	NON-CONFERENCE	0- 0	3- 0	5- 0				
9- 0	1- 0	1- 0	HOME	0- 0	3- 0	4- 0				
0- 0	0- 0	0- 0	AWAY	0- 0	0- 0	0- 0				
4- 0	1- 0	2- 0	NEUTRAL	0- 0	0- 0	1- 0				
15- 1	2- 1	5- 0	CONFERENCE	4- 0	2- 0	2- 0				
8- 0	1- 0	3- 0	HOME	2- 0	1- 0	1- 0				
7- 1	1- 1	2- 0	AWAY	2- 0	1- 0	1- 0				
0- 0	0- 0	0- 0	NEUTRAL	0- 0	0- 0	0- 0				

RPI	S	Opponent	Score	RPI	S	Opponent	Score	RPI	S	Opponent	Score	RPI	S	Opponent	Score
6	A	Texas	80 67	26	N	Miami (FL)	88 81	86	A	TCU	81 75	128	H	Northwestern St.	86 44
19	A	Oklahoma St.	45 52	34	A	Oklahoma	78 70	86	H	TCU	72 55	142	A	Texas Tech	66 36
19	H	Oklahoma St.	66 41	34	H	Oklahoma	78 68	96	A	Iowa St.	77 61	142	H	Texas Tech	69 43
22	H	DePaul	86 72	35	H	South Fla.	66 63	96	H	Iowa St.	78 41	147	H	Oral Roberts	97 39
23	N	Michigan St.	84 76	37	A	West Virginia	71 61					149	H	UT Arlington	62 20
				37	H	West Virginia	69 64					151	H	Southern Miss.	97 42
				40	N	James Madison	77 63					161	H	McNeese St.	105 46
				48	H	Kansas St.	87 52					179	H	Grambling	96 42
												195	N	Cincinnati	72 34
												218	A	Kansas	58 40
												218	H	Kansas	81 49
												224	H	Rice	89 38
LAST 12 Division I GAMES:															
34	A	Oklahoma	78 70	48	H	Kansas St.	87 52								
96	H	Iowa St.	78 41	37	A	West Virginia	71 61								
19	H	Oklahoma St.	66 41	142	H	Texas Tech	69 43								
142	A	Texas Tech	66 36	96	A	Iowa St.	77 61								
86	A	TCU	81 75	6	A	Texas	80 67								
218	H	Kansas	81 49	37	H	West Virginia	69 64								

Non-Div I Games:

Baylor

Average RPI Win:	262	WON-LOST	WINNING	LAST 10	STRENGTH OF	OPP. STRENGTH	TEAM	ADJ.	CONF.	ADJ CONF.
Average RPI Loss:	89	RECORD	PCT. RANK	GAMES	SCHEDULE	OF SCHEDULE	RPI	RPI	RPI	RPI
DIV. I ONLY	17- 8	74	9- 1	231	238	101	101	24	24	
DIV. I NON-CONF.	6- 5	146	0- 0	91	144	84	84	24	24	
TOTALS	RPI 1-25	RPI 26-50	W-L RECORDS	RPI 51-100	RPI 101-150	RPI 150+				
17- 8	0- 1	0- 2	OVERALL	0- 2	2- 1	15- 2				
11- 0	0- 0	0- 0	HOME	0- 0	1- 0	10- 0				
6- 8	0- 1	0- 2	AWAY	0- 2	1- 1	5- 2				
0- 0	0- 0	0- 0	NEUTRAL	0- 0	0- 0	0- 0				
6- 5	0- 1	0- 2	NON-CONFERENCE	0- 1	2- 1	4- 0				
3- 0	0- 0	0- 0	HOME	0- 0	1- 0	2- 0				
3- 5	0- 1	0- 2	AWAY	0- 1	1- 1	2- 0				
0- 0	0- 0	0- 0	NEUTRAL	0- 0	0- 0	0- 0				
11- 3	0- 0	0- 0	CONFERENCE	0- 1	0- 0	11- 2				
8- 0	0- 0	0- 0	HOME	0- 0	0- 0	8- 0				
3- 3	0- 0	0- 0	AWAY	0- 1	0- 0	3- 2				
0- 0	0- 0	0- 0	NEUTRAL	0- 0	0- 0	0- 0				

RPI 1-25				RPI 26-50				RPI 51-100				RPI 101+ Team's RPI: 101			
RPI	S	Opponent	Score	RPI	S	Opponent	Score	RPI	S	Opponent	Score	RPI	S	Opponent	Score
5	A	Ohio St.	56 84	27	A	Green Bay	62 66	51	A	Chattanooga	53 62	113	A	Wake Forest	78 64
				49	A	Western Ky.	65 80	87	A	UT Martin	79 81	126	A	IUPUI	59 62
												146	H	UAB	63 62
												165	A	SIUE	60 73
												180	H	Troy	102 93
												183	H	Eastern Ky.	72 61
												204	A	Southeast Mo. St.	74 81
												262	H	Tennessee St.	80 65
												269	H	Austin Peay	88 82
												271	H	Murray St.	87 61
												272	A	Tennessee Tech	80 79
												272	H	Tennessee Tech	70 49
												277	H	Cleveland St.	76 58
												291	A	Jacksonville St.	44 32
												291	H	Jacksonville St.	56 42
												305	A	Morehead St.	89 74
												305	H	Morehead St.	99 71
												331	A	Lipscomb	90 68
												339	H	Eastern Ill.	89 61
												346	A	Alabama A&M	78 28
LAST 12 Division I GAMES:															
272	H	Tennessee Tech	70 49	272	A	Tennessee Tech	80 79								
87	A	UT Martin	79 81	262	H	Tennessee St.	80 65								
305	A	Morehead St.	89 74	291	A	Jacksonville St.	44 32								
291	H	Jacksonville St.	56 42	269	H	Austin Peay	88 82								
183	H	Eastern Ky.	72 61	271	H	Murray St.	87 61								
305	H	Morehead St.	99 71	339	H	Eastern Ill.	89 61								

Non-Div I Games: Young Harris 80 31 Trevecca Nazarene 86 59

Belmont

Loss, Non-Conf, S Site, H Home A Away N Neutral

Average RPI Win:	307	WON-LOST	WINNING	LAST 10	STRENGTH OF	OPP. STRENGTH	TEAM	ADJ.	CONF.	ADJ CONF.
Average RPI Loss:	200	RECORD	PCT. RANK	GAMES	SCHEDULE	OF SCHEDULE	RPI	RPI	RPI	RPI
DIV. I ONLY	13- 11	148	7- 3	340	343	255	255	31	31	
DIV. I NON-CONF.	4- 7	222	0- 0	294	321	272	272	30	30	
TOTALS	RPI 1-25	RPI 26-50	W-L RECORDS	RPI 51-100	RPI 101-150	RPI 150+				
13- 11	0- 0	0- 1	OVERALL	0- 0	0- 2	13- 8				
6- 3	0- 0	0- 0	HOME	0- 0	0- 1	6- 2				
5- 6	0- 0	0- 0	AWAY	0- 0	0- 0	5- 0				
2- 2	0- 0	0- 0	NEUTRAL	0- 0	0- 0	2- 2				
4- 7	0- 0	0- 1	NON-CONFERENCE	0- 0	0- 1	4- 5				
0- 3	0- 0	0- 0	HOME	0- 0	0- 1	0- 2				
2- 2	0- 0	0- 1	AWAY	0- 0	0- 0	2- 1				
2- 2	0- 0	0- 0	NEUTRAL	0- 0	0- 0	2- 2				
9- 4	0- 0	0- 0	CONFERENCE	0- 0	0- 1	9- 3				
6- 0	0- 0	0- 0	HOME	0- 0	0- 0	6- 0				
3- 4	0- 0	0- 0	AWAY	0- 0	0- 1	3- 3				
0- 0	0- 0	0- 0	NEUTRAL	0- 0	0- 0	0- 0				

RPI 1-25				RPI 26-50				RPI 51-100				RPI 101+				Team's RPI: 255
RPI	S	Opponent	Score	RPI	S	Opponent	Score	RPI	S	Opponent	Score	RPI	S	Opponent	Score	
				26	A	Miami (FL)	47 55					141	H	Jacksonville	53 63	
												150	A	Hampton	45 60	
												189	A	Fla. Atlantic	60 82	
												191	H	Stetson	38 62	
												202	H	Brown	61 68	
												228	N	Western Ill.	59 75	
												234	A	N.C. A&T	55 68	
												244	H	Morgan St.	63 48	
												254	H	Coppin St.	69 56	
												264	N	Georgia St.	61 68	
												282	N	Ga. Southern	65 49	
												285	A	UMES	71 76	
												292	H	Savannah St.	50 44	
												294	A	Florida A&M	48 53	
												294	H	Florida A&M	67 60	
												299	H	South Carolina St.	65 50	
												311	A	Western Caro.	66 59	
												325	N	LIU Brooklyn	68 55	
												326	A	North Florida	53 49	
												329	H	Delaware St.	66 35	
												333	A	Howard	81 77	
												347	A	Norfolk St.	53 45	
												349	A	N.C. Central	63 46	
LAST 12 Division I GAMES:																
				294	A	Florida A&M	48 53					333	A	Howard	81 77	
				234	A	N.C. A&T	55 68					285	A	UMES	71 76	
				349	A	N.C. Central	63 46					244	H	Morgan St.	63 48	
				329	H	Delaware St.	66 35					254	H	Coppin St.	69 56	
				292	H	Savannah St.	50 44					347	A	Norfolk St.	53 45	
				294	H	Florida A&M	67 60					150	A	Hampton	45 60	

Non-Div I Games: Warner 100 28 Edward Waters 67 48

Bethune-Cookman

Loss, Non-Conf, S Site, H Home A Away N Neutral

Binghamton

Through Games Of Feb. 22, 2016

Average RPI Win:	276	WON-LOST	WINNING	LAST 10	STRENGTH OF	OPP. STRENGTH	TEAM	ADJ.	CONF.	ADJ CONF.
Average RPI Loss:	151	RECORD	PCT. RANK	GAMES	SCHEDULE	OF SCHEDULE	RPI	RPI	RPI	RPI
DIV. I ONLY	9- 15	244	5- 5	227	243	247	247	15	15	
DIV. I NON-CONF.	2- 8	290	0- 0	244	298	307	307	18	18	
TOTALS	RPI 1-25	RPI 26-50	W-L RECORDS	RPI 51-100	RPI 101-150	RPI 150+				
9- 15	0- 0	0- 2	OVERALL	0- 3	1- 2	8- 8				
6- 3	0- 0	0- 1	HOME	0- 1	1- 0	5- 1				
3- 12	0- 0	0- 1	AWAY	0- 2	0- 2	3- 7				
0- 0	0- 0	0- 0	NEUTRAL	0- 0	0- 0	0- 0				
2- 8	0- 0	0- 0	NON-CONFERENCE	0- 2	0- 1	2- 5				
2- 0	0- 0	0- 0	HOME	0- 0	0- 0	2- 0				
0- 8	0- 0	0- 0	AWAY	0- 2	0- 1	0- 5				
0- 0	0- 0	0- 0	NEUTRAL	0- 0	0- 0	0- 0				
7- 7	0- 0	0- 2	CONFERENCE	0- 1	1- 1	6- 3				
4- 3	0- 0	0- 1	HOME	0- 1	1- 0	3- 1				
3- 4	0- 0	0- 1	AWAY	0- 0	0- 1	3- 2				
0- 0	0- 0	0- 0	NEUTRAL	0- 0	0- 0	0- 0				

RPI S	Opponent	Score	RPI S	Opponent	Score	RPI S	Opponent	Score	RPI S	Opponent	Score	Team's RPI: 247
47	A Albany (NY)	58 64	47	H Albany (NY)	47 59	66	A Michigan	62 90	144	A Stony Brook	58 64	
						71	H Maine	38 52	144	H Stony Brook	54 47	
						89	A Bucknell	46 76	148	A Xavier	55 64	
									157	A UMBC	51 62	
									174	A Cornell	57 64	
									202	A Brown	65 67	
									210	A Canisius	50 80	
									216	A Sacred Heart	60 69	
									217	A Hartford	53 47	
									217	H Hartford	39 41	
									235	A Columbia	64 71	
									238	A New Hampshire	49 64	
									238	H New Hampshire	51 50	
									295	A Vermont	57 53	
									295	H Vermont	66 52	
									307	H Colgate	63 56	
									321	A UMass Lowell	75 70	
									321	H UMass Lowell	55 52	
									344	H NJIT	54 50	
LAST 12 Division I GAMES:												
321	H UMass Lowell	55 52	71	H Maine	38 52							
295	H Vermont	66 52	157	A UMBC	51 62							
217	H Hartford	39 41	321	A UMass Lowell	75 70							
47	A Albany (NY)	58 64	295	A Vermont	57 53							
238	A New Hampshire	49 64	47	H Albany (NY)	47 59							
144	H Stony Brook	54 47	217	A Hartford	53 47							

Non-Div I Games: Cedar Crest 74 18 Misericordia 73 44 Nyack 65 33

Binghamton

Loss, Non-Conf, S Site, H Home A Away N Neutral

Average RPI Win:	236	WON-LOST	WINNING	LAST 10	STRENGTH OF	OPP. STRENGTH	TEAM	ADJ.	CONF.	ADJ CONF.
Average RPI Loss:	134	RECORD	PCT. RANK	GAMES	SCHEDULE	OF SCHEDULE	RPI	RPI	RPI	RPI
DIV. I ONLY	14- 9	105	7- 3	191	225	145	145	19	19	
DIV. I NON-CONF.	5- 4	138	0- 0	246	241	197	197	20	20	
TOTALS	RPI 1-25	RPI 26-50	W-L RECORDS	RPI 51-100	RPI 101-150	RPI 150+				
14- 9	0- 0	0- 2	OVERALL	0- 2	0- 1	14- 4				
6- 5	0- 0	0- 1	HOME	0- 1	0- 0	6- 3				
7- 3	0- 0	0- 1	AWAY	0- 0	0- 1	7- 1				
1- 1	0- 0	0- 0	NEUTRAL	0- 1	0- 0	1- 0				
5- 4	0- 0	0- 0	NON-CONFERENCE	0- 2	0- 0	5- 2				
1- 3	0- 0	0- 0	HOME	0- 1	0- 0	1- 2				
3- 0	0- 0	0- 0	AWAY	0- 0	0- 0	3- 0				
1- 1	0- 0	0- 0	NEUTRAL	0- 1	0- 0	1- 0				
9- 5	0- 0	0- 2	CONFERENCE	0- 0	0- 1	9- 2				
5- 2	0- 0	0- 1	HOME	0- 0	0- 0	5- 1				
4- 3	0- 0	0- 1	AWAY	0- 0	0- 1	4- 1				
0- 0	0- 0	0- 0	NEUTRAL	0- 0	0- 0	0- 0				

RPI 1-25				RPI 26-50				RPI 51-100				RPI 101+				Team's RPI: 145	
RPI	S	Opponent	Score	RPI	S	Opponent	Score	RPI	S	Opponent	Score	RPI	S	Opponent	Score		
				44	A	Colorado St.	64 68	56	N	Auburn	53 55	133	A	Fresno St.	57 62		
				44	H	Colorado St.	51 83	73	H	Washington St.	52 57	182	A	New Mexico	81 60		
												182	H	New Mexico	60 70		
												191	N	Stetson	71 65		
												196	A	San Jose St.	78 75		
												198	A	Eastern Wash.	84 79		
												203	A	Utah St.	63 58		
												203	H	Utah St.	84 78		
												206	H	Utah Valley	70 72		
												212	H	UNLV	75 56		
												229	H	Col. of Charleston	61 38		
												232	H	Idaho St.	77 80		
												236	A	Wyoming	58 82		
												236	H	Wyoming	58 49		
												249	A	San Diego St.	75 45		
												257	A	Seattle	84 66		
												287	A	Portland	89 49		
												323	H	Nevada	66 58		
												343	H	Air Force	61 48		
LAST 12 Division I GAMES:																	
				182	H	New Mexico	60 70	212	H	UNLV	75 56						
				236	A	Wyoming	58 82	236	H	Wyoming	58 49						
				44	H	Colorado St.	51 83	196	A	San Jose St.	78 75						
				343	H	Air Force	61 48	249	A	San Diego St.	75 45						
				203	A	Utah St.	63 58	323	H	Nevada	66 58						
				182	A	New Mexico	81 60	133	A	Fresno St.	57 62						

Non-Div I Games: Concordia Portland 84 77 Cal St. L.A. 58 44

Boise St.

■ Loss,
 ■ Non-Conf,
 ■ S Site,
 ■ Home
 ■ A Away
 N Neutral

Boston College

Through Games Of Feb. 22, 2016

Average RPI Win:	198	WON-LOST	WINNING	LAST 10	STRENGTH OF	OPP. STRENGTH	TEAM	ADJ.	CONF.	ADJ CONF.
Average RPI Loss:	56	RECORD	PCT. RANK	GAMES	SCHEDULE	OF SCHEDULE	RPI	RPI	RPI	RPI
DIV. I ONLY	14- 13	166	2- 8	89	48	118	118	4	4	
DIV. I NON-CONF.	12- 1	9	0- 0	254	134	60	60	5	5	
TOTALS	RPI 1-25	RPI 26-50	W-L RECORDS	RPI 51-100	RPI 101-150	RPI 150+				
14- 13	0- 4	0- 3	OVERALL	3- 3	1- 3	10- 0				
8- 6	0- 2	0- 1	HOME	1- 1	1- 2	6- 0				
5- 6	0- 2	0- 1	AWAY	1- 2	0- 1	4- 0				
1- 1	0- 0	0- 1	NEUTRAL	1- 0	0- 0	0- 0				
12- 1	0- 0	0- 1	NON-CONFERENCE	3- 0	0- 0	9- 0				
7- 0	0- 0	0- 0	HOME	1- 0	0- 0	6- 0				
4- 0	0- 0	0- 0	AWAY	1- 0	0- 0	3- 0				
1- 1	0- 0	0- 1	NEUTRAL	1- 0	0- 0	0- 0				
2- 12	0- 4	0- 2	CONFERENCE	0- 3	1- 3	1- 0				
1- 6	0- 2	0- 1	HOME	0- 1	1- 2	0- 0				
1- 6	0- 2	0- 1	AWAY	0- 2	0- 1	1- 0				
0- 0	0- 0	0- 0	NEUTRAL	0- 0	0- 0	0- 0				

RPI 1-25				RPI 26-50				RPI 51-100				RPI 101+ Team's RPI: 118			
RPI	S	Opponent	Score	RPI	S	Opponent	Score	RPI	S	Opponent	Score	RPI	S	Opponent	Score
1	H	Notre Dame	50 63	26	H	Miami (FL)	62 67	53	A	Duke	51 71	113	H	Wake Forest	59 65
15	H	Louisville	45 55	34	N	Oklahoma	61 76	57	A	Purdue	58 56	117	A	Virginia Tech	33 58
16	A	Syracuse	61 62	42	A	North Carolina St.	63 74	71	H	Maine	55 48	122	H	Pittsburgh	54 43
17	A	Florida St.	42 75					76	A	Georgia Tech	56 62	125	H	North Carolina	78 86
								78	N	Utah	76 51	159	A	Northeastern	71 45
								92	H	Virginia	50 61	164	H	Yale	73 60
												217	H	Hartford	62 28
												238	H	New Hampshire	71 51
												239	H	Holy Cross	60 51
												245	H	Bryant	74 59
												250	A	Clemson	67 64
												263	A	Providence	67 41
												321	H	UMass Lowell	66 55
												345	A	Boston U.	58 37
LAST 12 Division I GAMES:															
15	H	Louisville	45 55	76	A	Georgia Tech	56 62								
250	A	Clemson	67 64	16	A	Syracuse	61 62								
92	H	Virginia	50 61	113	H	Wake Forest	59 65								
42	A	North Carolina St.	63 74	122	H	Pittsburgh	54 43								
125	H	North Carolina	78 86	53	A	Duke	51 71								
26	H	Miami (FL)	62 67	1	H	Notre Dame	50 63								

Non-Div I Games:

Boston College

Loss, Non-Conf, S Site, H Home A Away N Neutral

Average RPI Win: 270	WON-LOST	WINNING	LAST 10	STRENGTH OF	OPP. STRENGTH	TEAM	ADJ.	CONF.	ADJ CONF.
Average RPI Loss: 214	RECORD	PCT. RANK	GAMES	SCHEDULE	OF SCHEDULE	RPI	RPI	RPI	RPI
DIV. I ONLY	3- 23	339	2- 8	331	246	345	345	26	26
DIV. I NON-CONF.	0- 11	338	0- 0	300	177	349	349	27	27
TOTALS	RPI 1-25	RPI 26-50	W-L RECORDS	RPI 51-100	RPI 101-150	RPI 150+			
3- 23	0- 0	0- 1	OVERALL	0- 2	0- 2	3- 18			
2- 12	0- 0	0- 1	HOME	0- 1	0- 1	2- 9			
1- 11	0- 0	0- 0	AWAY	0- 0	0- 0	1- 4			
0- 0	0- 0	0- 0	NEUTRAL	0- 0	0- 0	0- 0			
0- 11	0- 0	0- 1	NON-CONFERENCE	0- 0	0- 2	0- 8			
0- 6	0- 0	0- 1	HOME	0- 0	0- 1	0- 4			
0- 5	0- 0	0- 0	AWAY	0- 0	0- 1	0- 4			
0- 0	0- 0	0- 0	NEUTRAL	0- 0	0- 0	0- 0			
3- 12	0- 0	0- 0	CONFERENCE	0- 2	0- 0	3- 10			
2- 6	0- 0	0- 0	HOME	0- 1	0- 0	2- 5			
1- 6	0- 0	0- 0	AWAY	0- 1	0- 0	1- 5			
0- 0	0- 0	0- 0	NEUTRAL	0- 0	0- 0	0- 0			

RPI S	Opponent	Score	RPI S	Opponent	Score	RPI S	Opponent	Score	RPI S	Opponent	Score	Team's RPI: 345
			47 H	Albany (NY)	43 83	89 A	Bucknell	56 74	103 A	Harvard	55 73	
						89 H	Bucknell	59 72	118 H	Boston College	37 58	
									159 H	Northeastern	44 77	
									170 H	Marist	54 73	
									208 H	Rhode Island	41 57	
									215 A	Lehigh	48 72	
									215 H	Lehigh	66 73	
									222 A	Massachusetts	56 73	
									227 A	Dartmouth	52 72	
									233 A	Navy	56 67	
									233 H	Navy	51 49	
									238 A	New Hampshire	52 69	
									239 H	Holy Cross	41 60	
									252 A	Loyola Maryland	54 63	
									252 H	Loyola Maryland	46 67	
									270 A	American	33 79	
									270 H	American	63 59	
									295 H	Vermont	45 60	
									307 A	Colgate	71 58	
									307 H	Colgate	63 72	
									321 A	UMass Lowell	57 70	
									322 A	Lafayette	56 71	
									322 H	Lafayette	64 71	
LAST 12 Division I GAMES:												
			89 H	Bucknell	59 72	215 A	Lehigh	48 72				
			307 A	Colgate	71 58	89 A	Bucknell	56 74				
			252 H	Loyola Maryland	46 67	307 H	Colgate	63 72				
			270 A	American	33 79	252 A	Loyola Maryland	54 63				
			322 H	Lafayette	64 71	270 H	American	63 59				
			233 H	Navy	51 49	322 A	Lafayette	56 71				

Non-Div I Games:

Boston U.

■ Loss,
 ■ Non-Conf,
 ■ S Site,
 ■ H Home
 ■ A Away
 N Neutral

Bowling Green

Through Games Of Feb. 22, 2016

Average RPI Win:	262	WON-LOST	WINNING	LAST 10	STRENGTH OF	OPP. STRENGTH	TEAM	ADJ.	CONF.	ADJ CONF.
Average RPI Loss:	119	RECORD	PCT. RANK	GAMES	SCHEDULE	OF SCHEDULE	RPI	RPI	RPI	RPI
DIV. I ONLY	9- 14	237	4- 6	242	144	253	253	11	11	
DIV. I NON-CONF.	4- 5	193	0- 0	324	187	282	282	13	13	
TOTALS	RPI 1-25	RPI 26-50	W-L RECORDS	RPI 51-100	RPI 101-150	RPI 150+				
9- 14	0- 0	0- 1	OVERALL	1- 6	1- 4	7- 3				
5- 7	0- 0	0- 1	HOME	1- 3	0- 3	4- 0				
3- 6	0- 0	0- 0	AWAY	0- 3	0- 1	3- 2				
1- 1	0- 0	0- 0	NEUTRAL	0- 0	1- 0	0- 1				
4- 5	0- 0	0- 0	NON-CONFERENCE	0- 2	1- 0	3- 3				
3- 1	0- 0	0- 0	HOME	0- 1	0- 0	3- 0				
0- 3	0- 0	0- 0	AWAY	0- 1	0- 0	0- 2				
1- 1	0- 0	0- 0	NEUTRAL	0- 0	1- 0	0- 1				
5- 9	0- 0	0- 1	CONFERENCE	1- 4	0- 4	4- 0				
2- 6	0- 0	0- 1	HOME	1- 2	0- 3	1- 0				
3- 3	0- 0	0- 0	AWAY	0- 2	0- 1	3- 0				
0- 0	0- 0	0- 0	NEUTRAL	0- 0	0- 0	0- 0				

RPI S	Opponent	Score	RPI S	Opponent	Score	RPI S	Opponent	Score	RPI S	Opponent	Score	Team's RPI: 253
29	H Ohio	57 72	61	H South Dakota St.	45 58	115	A Western Mich.	45 74				
			72	H Ball St.	56 67	115	H Western Mich.	49 65				
			84	A Central Mich.	75 76	129	H Akron	55 71				
			91	H Eastern Mich.	67 63	139	H Buffalo	50 63				
			92	A Virginia	39 68	141	N Jacksonville	72 69				
			98	A Toledo	61 75	167	N Davidson	56 60				
			98	H Toledo	60 68	195	A Cincinnati	51 54				
						261	A Northern Ill.	58 43				
						267	A Miami (OH)	64 58				
						277	A Cleveland St.	48 69				
						304	H Bradley	66 53				
						319	H Illinois St.	70 52				
						324	A Kent St.	65 55				
						324	H Kent St.	71 49				
						327	H Evansville	74 56				
LAST 12 Division I GAMES:												
324	A Kent St.	65 55	91	H Eastern Mich.	67 63							
98	H Toledo	60 68	324	H Kent St.	71 49							
139	H Buffalo	50 63	261	A Northern Ill.	58 43							
115	H Western Mich.	49 65	72	H Ball St.	56 67							
84	A Central Mich.	75 76	129	H Akron	55 71							
98	A Toledo	61 75	29	H Ohio	57 72							

Non-Div I Games:

Bowling Green

■ Loss,
 ■ Non-Conf,
 ■ S Site,
 ■ H Home
 ■ A Away
 N Neutral

Average RPI Win: 291	WON-LOST	WINNING	LAST 10	STRENGTH OF	OPP. STRENGTH	TEAM	ADJ.	CONF.	ADJ CONF.
Average RPI Loss: 161	RECORD	PCT. RANK	GAMES	SCHEDULE	OF SCHEDULE	RPI	RPI	RPI	RPI
DIV. I ONLY	7- 18	281	3- 7	298	195	304	304	21	21
DIV. I NON-CONF.	3- 7	248	0- 0	256	156	263	263	17	17
TOTALS	RPI 1-25	RPI 26-50	W-L RECORDS	RPI 51-100	RPI 101-150	RPI 150+			
7- 18	0- 0	0- 1	OVERALL	0- 4	0- 5	7- 8			
4- 9	0- 0	0- 1	HOME	0- 1	0- 4	4- 3			
3- 9	0- 0	0- 0	AWAY	0- 3	0- 1	3- 5			
0- 0	0- 0	0- 0	NEUTRAL	0- 0	0- 0	0- 0			
3- 7	0- 0	0- 1	NON-CONFERENCE	0- 2	0- 1	3- 3			
1- 3	0- 0	0- 1	HOME	0- 0	0- 1	1- 1			
2- 4	0- 0	0- 0	AWAY	0- 2	0- 0	2- 2			
0- 0	0- 0	0- 0	NEUTRAL	0- 0	0- 0	0- 0			
4- 11	0- 0	0- 0	CONFERENCE	0- 2	0- 4	4- 5			
3- 6	0- 0	0- 0	HOME	0- 1	0- 3	3- 2			
1- 5	0- 0	0- 0	AWAY	0- 1	0- 1	1- 3			
0- 0	0- 0	0- 0	NEUTRAL	0- 0	0- 0	0- 0			

RPI S	Opponent	Score	RPI S	Opponent	Score	RPI S	Opponent	Score	RPI S	Opponent	Score	Team's RPI: 304
			34 H	Oklahoma	46 79	55 A	Iowa	53 60	107 H	UNI	47 55	
						58 A	Saint Louis	58 75	109 H	Drake	64 76	
						90 A	Missouri St.	56 59	115 H	Western Mich.	59 72	
						90 H	Missouri St.	44 55	136 A	Southern Ill.	49 75	
									136 H	Southern Ill.	51 65	
									154 A	Detroit	75 67	
									178 H	Loyola Chicago	54 67	
									209 A	Indiana St.	37 59	
									209 H	Indiana St.	59 68	
									220 H	Ill.-Chicago	56 66	
									253 A	Bowling Green	53 66	
									261 A	Northern Ill.	64 68	
									288 A	Wichita St.	55 50	
									288 H	Wichita St.	50 44	
									319 A	Illinois St.	49 54	
									319 H	Illinois St.	52 38	
									324 H	Kent St.	68 60	
									327 A	Evansville	46 62	
									327 H	Evansville	66 52	
									340 A	Chicago St.	66 60	
LAST 12 Division I GAMES:												
319 H	Illinois St.	52 38	107 H	UNI	47 55							
209 H	Indiana St.	59 68	109 H	Drake	64 76							
90 A	Missouri St.	56 59	209 A	Indiana St.	37 59							
288 A	Wichita St.	55 50	319 A	Illinois St.	49 54							
136 H	Southern Ill.	51 65	288 H	Wichita St.	50 44							
327 H	Evansville	66 52	90 H	Missouri St.	44 55							

Non-Div I Games: Eureka

87 47

Bradley

Average RPI Win:	270	WON-LOST	WINNING	LAST 10	STRENGTH OF	OPP. STRENGTH	TEAM	ADJ.	CONF.	ADJ CONF.
Average RPI Loss:	140	RECORD	PCT. RANK	GAMES	SCHEDULE	OF SCHEDULE	RPI	RPI	RPI	RPI
DIV. I ONLY	11- 11	168	1- 9	251	212	202	202	10	10	
DIV. I NON-CONF.	10- 2	33	1- 0	341	343	153	153	12	12	
TOTALS	RPI 1-25	RPI 26-50	W-L RECORDS	RPI 51-100	RPI 101-150	RPI 150+				
11- 11	0- 0	0- 4	OVERALL	0- 0	0- 1	11- 6				
5- 5	0- 0	0- 2	HOME	0- 0	0- 1	5- 2				
6- 6	0- 0	0- 2	AWAY	0- 0	0- 0	6- 4				
0- 0	0- 0	0- 0	NEUTRAL	0- 0	0- 0	0- 0				
10- 2	0- 0	0- 0	NON-CONFERENCE	0- 0	0- 0	10- 2				
5- 0	0- 0	0- 0	HOME	0- 0	0- 0	5- 0				
5- 2	0- 0	0- 0	AWAY	0- 0	0- 0	5- 2				
0- 0	0- 0	0- 0	NEUTRAL	0- 0	0- 0	0- 0				
1- 9	0- 0	0- 4	CONFERENCE	0- 0	0- 1	1- 4				
0- 5	0- 0	0- 2	HOME	0- 0	0- 1	0- 2				
1- 4	0- 0	0- 2	AWAY	0- 0	0- 0	1- 2				
0- 0	0- 0	0- 0	NEUTRAL	0- 0	0- 0	0- 0				

RPI 1-25			RPI 26-50			RPI 51-100			RPI 101+ Team's RPI: 202		
RPI	S	Opponent	Score	RPI	S	Opponent	Score	RPI	S	Opponent	Score
				30	A	Penn	49 66	103	H	Harvard	79 87
				30	H	Penn	59 69	164	A	Yale	54 81
				38	A	Princeton	53 72	164	H	Yale	39 48
				38	H	Princeton	57 83	174	A	Cornell	70 85
								208	H	Rhode Island	67 63
								227	H	Dartmouth	50 63
								231	A	Manhattan	56 80
								235	A	Columbia	73 63
								244	H	Morgan St.	72 45
								245	A	Bryant	84 67
								247	H	Binghamton	67 65
								255	A	Bethune-Cookman	68 61
								263	H	Providence	57 47
								295	H	Vermont	71 54
								310	A	Fairleigh Dickinson	63 48
								324	A	Kent St.	62 57
								336	A	Saint Peter's	67 79
								344	A	NJIT	74 49
LAST 12 Division I GAMES:											
				38	H	Princeton	57 83	30	A	Penn	49 66
				30	H	Penn	59 69	38	A	Princeton	53 72
				227	H	Dartmouth	50 63	164	H	Yale	39 48
				103	H	Harvard	79 87	164	A	Yale	54 81
				235	A	Columbia	73 63	344	A	NJIT	74 49
				174	A	Cornell	70 85	336	A	Saint Peter's	67 79

Non-Div I Games: Mount Ida 114 28 Rhode Island Col. 90 35

Brown

Loss, Non-Conf, S Site, H Home A Away N Neutral

Average RPI Win: 296	WON-LOST	WINNING	LAST 10	STRENGTH OF	OPP. STRENGTH	TEAM	ADJ.	CONF.	ADJ CONF.
Average RPI Loss: 196	RECORD	PCT. RANK	GAMES	SCHEDULE	OF SCHEDULE	RPI	RPI	RPI	RPI
DIV. I ONLY	15- 12	137	6- 4	328	334	245	245	30	30
DIV. I NON-CONF.	3- 8	258	0- 0	288	213	302	302	32	32
TOTALS	RPI 1-25	RPI 26-50	W-L RECORDS	RPI 51-100	RPI 101-150	RPI 150+			
15- 12	0- 0	0- 1	OVERALL	0- 1	0- 1	15- 9			
8- 5	0- 0	0- 0	HOME	0- 0	0- 0	8- 5			
7- 7	0- 0	0- 1	AWAY	0- 1	0- 1	7- 4			
0- 0	0- 0	0- 0	NEUTRAL	0- 0	0- 0	0- 0			
3- 8	0- 0	0- 1	NON-CONFERENCE	0- 1	0- 1	3- 5			
2- 3	0- 0	0- 0	HOME	0- 0	0- 0	2- 3			
1- 5	0- 0	0- 1	AWAY	0- 1	0- 1	1- 2			
0- 0	0- 0	0- 0	NEUTRAL	0- 0	0- 0	0- 0			
12- 4	0- 0	0- 0	CONFERENCE	0- 0	0- 0	12- 4			
6- 2	0- 0	0- 0	HOME	0- 0	0- 0	6- 2			
6- 2	0- 0	0- 0	AWAY	0- 0	0- 0	6- 2			
0- 0	0- 0	0- 0	NEUTRAL	0- 0	0- 0	0- 0			

RPI S	Opponent	Score	RPI S	Opponent	Score	RPI S	Opponent	Score	RPI S	Opponent	Score	Team's RPI: 245
33	A Seton Hall	57 93	71	A Maine	38 76	118	A Boston College	59 74	174	H Cornell	62 70	
						202	H Brown	67 84	216	A Sacred Heart	61 59	
						216	H Sacred Heart	60 64	219	A Robert Morris	53 55	
						219	H Robert Morris	71 65	222	H Massachusetts	69 86	
						238	H New Hampshire	55 42	239	A Holy Cross	64 65	
						260	A Saint Francis (PA)	72 85	260	H Saint Francis (PA)	84 72	
						263	A Providence	78 88	289	A Central Conn. St.	65 53	
						289	H Central Conn. St.	70 56	295	H Vermont	68 52	
						310	A Fairleigh Dickinson	70 41	321	A UMass Lowell	83 64	
						325	H LIU Brooklyn	63 55	330	A Mt. St. Mary's	70 59	
						330	H Mt. St. Mary's	86 52	334	A St. Francis Brooklyn	70 42	
						334	H St. Francis Brooklyn	57 58	341	A Wagner	82 71	
						341	H Wagner	94 67	341	H Wagner	94 67	
LAST 12 Division I GAMES:												
216	H Sacred Heart	60 64	289	A Central Conn. St.	65 53	334	A St. Francis Brooklyn	70 42	341	H Wagner	94 67	
330	H Mt. St. Mary's	86 52	216	A Sacred Heart	61 59	341	A Wagner	82 71				
334	H St. Francis Brooklyn	57 58	260	H Saint Francis (PA)	84 72							
341	H Wagner	94 67	219	H Robert Morris	71 65							
260	A Saint Francis (PA)	72 85	334	A St. Francis Brooklyn	70 42							
219	A Robert Morris	53 55	325	H LIU Brooklyn	63 55							

Non-Div I Games:

Bryant

■ Loss,
 ■ Non-Conf,
 ■ S Site,
 ■ H Home
 ■ A Away
 N Neutral

Average RPI Win: 256	WON-LOST	WINNING	LAST 10	STRENGTH OF	OPP. STRENGTH	TEAM	ADJ.	CONF.	ADJ CONF.
Average RPI Loss: 135	RECORD	PCT. RANK	GAMES	SCHEDULE	OF SCHEDULE	RPI	RPI	RPI	RPI
DIV. I ONLY	20- 6	40	9- 1	221	297	89	89	26	26
DIV. I NON-CONF.	6- 5	146	0- 0	191	292	152	152	27	27
TOTALS	RPI 1-25	RPI 26-50	W-L RECORDS	RPI 51-100	RPI 101-150	RPI 150+			
20- 6	0- 1	0- 0	OVERALL	1- 1	0- 1	19- 3			
11- 1	0- 0	0- 0	HOME	1- 0	0- 1	10- 0			
9- 5	0- 1	0- 0	AWAY	0- 1	0- 0	9- 3			
0- 0	0- 0	0- 0	NEUTRAL	0- 0	0- 0	0- 0			
6- 5	0- 1	0- 0	NON-CONFERENCE	0- 0	0- 1	6- 3			
4- 1	0- 0	0- 0	HOME	0- 0	0- 1	4- 0			
2- 4	0- 1	0- 0	AWAY	0- 0	0- 0	2- 3			
0- 0	0- 0	0- 0	NEUTRAL	0- 0	0- 0	0- 0			
14- 1	0- 0	0- 0	CONFERENCE	1- 1	0- 0	13- 0			
7- 0	0- 0	0- 0	HOME	1- 0	0- 0	6- 0			
7- 1	0- 0	0- 0	AWAY	0- 1	0- 0	7- 0			
0- 0	0- 0	0- 0	NEUTRAL	0- 0	0- 0	0- 0			

RPI 1-25				RPI 26-50				RPI 51-100				Team's RPI: 89	RPI 101+			
RPI	S	Opponent	Score	RPI	S	Opponent	Score	RPI	S	Opponent	Score		RPI	S	Opponent	Score
1	A	Notre Dame	54 85					64	A	Army West Point	63 68		131	H	Youngstown St.	47 55
								64	H	Army West Point	79 69		157	A	UMBC	52 65
													168	H	Delaware	80 51
													210	A	Canisius	56 61
													215	A	Lehigh	67 54
													215	H	Lehigh	80 77
													231	A	Manhattan	61 56
													233	A	Navy	51 41
													239	A	Holy Cross	58 51
													239	H	Holy Cross	74 64
													244	A	Morgan St.	50 64
													247	H	Binghamton	76 46
													252	A	Loyola Maryland	64 42
													252	H	Loyola Maryland	71 64
													270	A	American	66 60
													270	H	American	60 54
													277	A	Cleveland St.	59 57
													307	A	Colgate	71 51
													307	H	Colgate	79 60
													310	H	Fairleigh Dickinson	72 62
													330	H	Mt. St. Mary's	71 45
													345	A	Boston U.	72 59
													345	H	Boston U.	74 56
LAST 12 Division I GAMES:																
345	A	Boston U.	72 59	64	A	Army West Point	63 68	345	H	Boston U.	74 56	345	A	Boston U.	72 59	
252	A	Loyola Maryland	64 42	345	H	Boston U.	74 56	252	H	Loyola Maryland	71 64	345	H	Boston U.	74 56	
307	H	Colgate	79 60	252	H	Loyola Maryland	71 64	307	A	Colgate	71 51					
215	A	Lehigh	67 54	307	A	Colgate	71 51	215	H	Lehigh	80 77					
239	H	Holy Cross	74 64	215	H	Lehigh	80 77	239	A	Holy Cross	58 51					
270	H	American	60 54	239	A	Holy Cross	58 51									

Non-Div I Games:

Bucknell

■ Loss,
 ■ Non-Conf, S Site,
 ■ Home
 ■ Away
 N Neutral

Buffalo

Through Games Of Feb. 22, 2016

Average RPI Win: 225	WON-LOST	WINNING	LAST 10	STRENGTH OF	OPP. STRENGTH	TEAM	ADJ.	CONF.	ADJ CONF.
Average RPI Loss: 110	RECORD	PCT. RANK	GAMES	SCHEDULE	OF SCHEDULE	RPI	RPI	RPI	RPI
DIV. I ONLY	13- 12	158	3- 7	152	167	139	139	11	11
DIV. I NON-CONF.	8- 3	77	0- 0	213	230	100	100	13	13
TOTALS	RPI 1-25	RPI 26-50	W-L RECORDS	RPI 51-100	RPI 101-150	RPI 150+			
13- 12	0- 1	1- 1	OVERALL	1- 6	0- 2	11- 2			
6- 5	0- 1	1- 0	HOME	1- 2	0- 2	4- 0			
6- 7	0- 0	0- 1	AWAY	0- 4	0- 0	6- 2			
1- 0	0- 0	0- 0	NEUTRAL	0- 0	0- 0	1- 0			
8- 3	0- 1	0- 1	NON-CONFERENCE	0- 1	0- 0	8- 0			
3- 1	0- 1	0- 0	HOME	0- 0	0- 0	3- 0			
4- 2	0- 0	0- 1	AWAY	0- 1	0- 0	4- 0			
1- 0	0- 0	0- 0	NEUTRAL	0- 0	0- 0	1- 0			
5- 9	0- 0	1- 0	CONFERENCE	1- 5	0- 2	3- 2			
3- 4	0- 0	1- 0	HOME	1- 2	0- 2	1- 0			
2- 5	0- 0	0- 0	AWAY	0- 3	0- 0	2- 2			
0- 0	0- 0	0- 0	NEUTRAL	0- 0	0- 0	0- 0			

RPI 1-25				RPI 26-50				RPI 51-100				RPI 101+ Team's RPI: 139			
RPI	S	Opponent	Score	RPI	S	Opponent	Score	RPI	S	Opponent	Score	RPI	S	Opponent	Score
18	H	Duquesne	62 79	29	H	Ohio	51 43	72	A	Ball St.	63 68	115	H	Western Mich.	78 92
				36	A	St. Bonaventure	32 59	72	H	Ball St.	57 59	129	H	Akron	61 69
								74	A	Hofstra	36 79	174	H	Cornell	59 41
								84	H	Central Mich.	67 61	210	H	Canisius	54 40
								91	A	Eastern Mich.	56 67	216	A	Sacred Heart	66 53
								91	H	Eastern Mich.	55 70	222	A	Massachusetts	56 48
								98	A	Toledo	60 71	250	N	Clemson	61 51
												253	A	Bowling Green	63 50
												261	A	Northern Ill.	74 76
												267	A	Miami (OH)	58 69
												267	H	Miami (OH)	58 39
												268	A	UCF	66 60
												308	A	Niagara	57 48
												324	A	Kent St.	77 66
												325	H	LIU Brooklyn	55 38
LAST 12 Division I GAMES:															
267	H	Miami (OH)	58 39	261	A	Northern Ill.	74 76								
91	H	Eastern Mich.	55 70	267	A	Miami (OH)	58 69								
253	A	Bowling Green	63 50	115	H	Western Mich.	78 92								
98	A	Toledo	60 71	129	H	Akron	61 69								
72	H	Ball St.	57 59	72	A	Ball St.	63 68								
29	H	Ohio	51 43	324	A	Kent St.	77 66								

Non-Div I Games:

Buffalo

■ Loss,
 ■ Non-Conf, S Site,
 ■ Home
 ■ Away
 N Neutral

Average RPI Win:	183	WON-LOST	WINNING	LAST 10	STRENGTH OF	OPP. STRENGTH	TEAM	ADJ.	CONF.	ADJ CONF.
Average RPI Loss:	81	RECORD	PCT. RANK	GAMES	SCHEDULE	OF SCHEDULE	RPI	RPI	RPI	RPI
DIV. I ONLY	9- 18	263	2- 8	80	49	185	185	6	6	
DIV. I NON-CONF.	5- 6	180	0- 0	123	22	138	138	6	6	
TOTALS	RPI 1-25	RPI 26-50	W-L RECORDS	RPI 51-100	RPI 101-150	RPI 150+				
9- 18	0- 2	1- 6	OVERALL	2- 5	1- 4	5- 1				
6- 7	0- 1	1- 3	HOME	2- 1	1- 2	2- 0				
2- 11	0- 1	0- 3	AWAY	0- 4	0- 2	2- 1				
1- 0	0- 0	0- 0	NEUTRAL	0- 0	0- 0	1- 0				
5- 6	0- 0	0- 2	NON-CONFERENCE	1- 3	1- 0	3- 1				
3- 1	0- 0	0- 1	HOME	1- 0	1- 0	1- 0				
1- 5	0- 0	0- 1	AWAY	0- 3	0- 0	1- 1				
1- 0	0- 0	0- 0	NEUTRAL	0- 0	0- 0	1- 0				
4- 12	0- 2	1- 4	CONFERENCE	1- 2	0- 4	2- 0				
3- 6	0- 1	1- 2	HOME	1- 1	0- 2	1- 0				
1- 6	0- 1	0- 2	AWAY	0- 1	0- 2	1- 0				
0- 0	0- 0	0- 0	NEUTRAL	0- 0	0- 0	0- 0				

RPI	S	Opponent	Score	RPI	S	Opponent	Score	RPI	S	Opponent	Score	RPI	S	Opponent	Score	Team's RPI: 185
22	A	DePaul	63 102	27	H	Green Bay	46 55	51	A	Chattanooga	49 60	132	H	Arkansas	63 57	
22	H	DePaul	54 61	33	A	Seton Hall	77 98	72	A	Ball St.	50 58	140	A	Creighton	49 77	
				33	H	Seton Hall	67 72	86	H	TCU	65 53	140	H	Creighton	42 52	
				35	A	South Fla.	77 87	88	A	Marquette	69 76	148	A	Xavier	47 55	
				45	A	St. John's (NY)	41 68	88	H	Marquette	64 80	148	H	Xavier	63 73	
				45	H	St. John's (NY)	62 58	94	H	Georgetown	82 76	209	A	Indiana St.	63 70	
				50	H	Villanova	45 57	100	A	Wright St.	53 66	243	H	Valparaiso	72 53	
												250	N	Clemson	54 50	
												263	A	Providence	77 67	
												263	H	Providence	65 50	
												268	A	UCF	71 63	
LAST 12 Division I GAMES:																
45	H	St. John's (NY)	62 58	148	A	Xavier	47 55									
33	H	Seton Hall	67 72	33	A	Seton Hall	77 98									
22	A	DePaul	63 102	45	A	St. John's (NY)	41 68									
88	A	Marquette	69 76	88	H	Marquette	64 80									
263	H	Providence	65 50	22	H	DePaul	54 61									
140	H	Creighton	42 52	140	A	Creighton	49 77									

Non-Div I Games:

Butler

■ Loss,
■ Non-Conf,
■ S Site,
■ H Home
■ A Away
N Neutral

CSU Bakersfield

Through Games Of Feb. 22, 2016

Average RPI Win:	264	WON-LOST	WINNING	LAST 10	STRENGTH OF	OPP. STRENGTH	TEAM	ADJ.	CONF.	ADJ CONF.
Average RPI Loss:	126	RECORD	PCT. RANK	GAMES	SCHEDULE	OF SCHEDULE	RPI	RPI	RPI	RPI
DIV. I ONLY	9- 18	263	5- 5	112	187	240	240	25	25	
DIV. I NON-CONF.	3- 12	290	0- 0	42	38	222	222	25	25	
TOTALS	RPI 1-25	RPI 26-50	W-L RECORDS	RPI 51-100	RPI 101-150	RPI 150+				
9- 18	0- 5	0- 0	OVERALL	0- 3	0- 3	9- 7				
7- 6	0- 0	0- 0	HOME	0- 1	0- 1	7- 4				
2- 10	0- 3	0- 0	AWAY	0- 2	0- 2	2- 3				
0- 2	0- 2	0- 0	NEUTRAL	0- 0	0- 0	0- 0				
3- 12	0- 5	0- 0	NON-CONFERENCE	0- 1	0- 3	3- 3				
3- 3	0- 0	0- 0	HOME	0- 0	0- 1	3- 2				
0- 7	0- 3	0- 0	AWAY	0- 1	0- 2	0- 1				
0- 2	0- 2	0- 0	NEUTRAL	0- 0	0- 0	0- 0				
6- 6	0- 0	0- 0	CONFERENCE	0- 2	0- 0	6- 4				
4- 3	0- 0	0- 0	HOME	0- 1	0- 0	4- 2				
2- 3	0- 0	0- 0	AWAY	0- 1	0- 0	2- 2				
0- 0	0- 0	0- 0	NEUTRAL	0- 0	0- 0	0- 0				

RPI 1-25				RPI 26-50				RPI 51-100				RPI 101+ Team's RPI: 240			
RPI	S	Opponent	Score	RPI	S	Opponent	Score	RPI	S	Opponent	Score	RPI	S	Opponent	Score
2	N	South Carolina	71 90					54	A	UC Riverside	61 81	121	A	Hawaii	60 74
7	A	Oregon St.	51 75					93	A	New Mexico St.	63 86	121	H	Hawaii	55 65
8	N	Arizona St.	47 60					93	H	New Mexico St.	59 67	133	A	Fresno St.	52 57
9	A	UCLA	68 82									156	H	Pacific	74 80
10	A	Stanford	41 83									193	H	Cal Poly	57 52
												196	H	San Jose St.	90 88
												206	A	Utah Valley	53 72
												206	H	Utah Valley	61 54
												207	A	UTRGV	46 60
												207	H	UTRGV	80 66
												230	H	Grand Canyon	51 61
												257	H	Seattle	76 68
												258	A	UC Santa Barbara	60 61
												266	H	Pepperdine	73 76
												302	A	UMKC	78 68
												302	H	UMKC	40 56
												337	H	UC Irvine	65 39
												340	A	Chicago St.	74 61
												340	H	Chicago St.	76 43
LAST 12 Division I GAMES:															
207	H	UTRGV	80 66	230	H	Grand Canyon	51 61								
93	H	New Mexico St.	59 67	93	A	New Mexico St.	63 86								
206	A	Utah Valley	53 72	207	A	UTRGV	46 60								
340	A	Chicago St.	74 61	257	H	Seattle	76 68								
302	A	UMKC	78 68	302	H	UMKC	40 56								
206	H	Utah Valley	61 54	340	H	Chicago St.	76 43								

Non-Div I Games:

CSU Bakersfield

Loss, Non-Conf, S Site, H Home A Away N Neutral

Average RPI Win:	258	WON-LOST	WINNING	LAST 10	STRENGTH OF	OPP. STRENGTH	TEAM	ADJ.	CONF.	ADJ CONF.
Average RPI Loss:	161	RECORD	PCT. RANK	GAMES	SCHEDULE	OF SCHEDULE	RPI	RPI	RPI	RPI
DIV. I ONLY	6- 20	303	4- 6	259	163	300	300	22	22	
DIV. I NON-CONF.	2- 12	311	0- 0	231	55	298	298	21	21	
TOTALS	RPI 1-25	RPI 26-50	W-L RECORDS	RPI 51-100	RPI 101-150	RPI 150+				
6- 20	0- 2	0- 0	OVERALL	0- 5	2- 3	4- 10				
4- 7	0- 1	0- 0	HOME	0- 1	2- 0	2- 5				
2- 13	0- 1	0- 0	AWAY	0- 4	0- 3	2- 5				
0- 0	0- 0	0- 0	NEUTRAL	0- 0	0- 0	0- 0				
2- 12	0- 2	0- 0	NON-CONFERENCE	0- 4	1- 1	1- 5				
1- 4	0- 1	0- 0	HOME	0- 1	1- 0	0- 2				
1- 8	0- 1	0- 0	AWAY	0- 3	0- 1	1- 3				
0- 0	0- 0	0- 0	NEUTRAL	0- 0	0- 0	0- 0				
4- 8	0- 0	0- 0	CONFERENCE	0- 1	1- 2	3- 5				
3- 3	0- 0	0- 0	HOME	0- 0	1- 0	2- 3				
1- 5	0- 0	0- 0	AWAY	0- 1	0- 2	1- 2				
0- 0	0- 0	0- 0	NEUTRAL	0- 0	0- 0	0- 0				

RPI 1-25				RPI 26-50				RPI 51-100				RPI 101+ Team's RPI: 300			
RPI	S	Opponent	Score	RPI	S	Opponent	Score	RPI	S	Opponent	Score	RPI	S	Opponent	Score
8	A	Arizona St.	46 69					54	A	UC Riverside	76 83	121	A	Hawaii	50 77
20	H	Georgia	58 83					59	H	St. Mary's (CA)	59 93	121	H	Hawaii	63 60
								77	A	San Diego	64 86	130	H	Penn St.	81 73
								78	A	Utah	56 97	135	A	Long Beach St.	71 74
								95	A	California	44 106	137	A	Idaho	50 106
												187	H	UC Davis	52 75
												193	A	Cal Poly	62 66
												193	H	Cal Poly	66 77
												198	A	Eastern Wash.	59 70
												249	H	San Diego St.	65 67
												257	H	Seattle	56 62
												258	A	UC Santa Barbara	58 70
												258	H	UC Santa Barbara	49 65
												287	A	Portland	68 62
												315	A	Portland St.	77 83
												328	A	Southern Utah	65 67
												337	A	UC Irvine	83 64
												337	H	UC Irvine	62 48
												338	H	Cal St. Fullerton	79 52
LAST 12 Division I GAMES:															
193	H	Cal Poly	66 77	337	A	UC Irvine	83 64								
258	A	UC Santa Barbara	58 70	121	H	Hawaii	63 60								
337	H	UC Irvine	62 48	193	A	Cal Poly	62 66								
54	A	UC Riverside	76 83	258	H	UC Santa Barbara	49 65								
135	A	Long Beach St.	71 74	121	A	Hawaii	50 77								
338	H	Cal St. Fullerton	79 52	187	H	UC Davis	52 75								

Non-Div I Games:

CSUN

■ Loss,
 ■ Non-Conf,
 ■ S Site,
 ■ Home
 ■ Away
 N Neutral

Average RPI Win:	257	WON-LOST	WINNING	LAST 10	STRENGTH OF	OPP. STRENGTH	TEAM	ADJ.	CONF.	ADJ CONF.
Average RPI Loss:	128	RECORD	PCT. RANK	GAMES	SCHEDULE	OF SCHEDULE	RPI	RPI	RPI	RPI
DIV. I ONLY	13- 13	168	4- 6	235	222	193	193	22	22	
DIV. I NON-CONF.	7- 6	156	0- 0	111	150	117	117	21	21	
TOTALS	RPI 1-25	RPI 26-50	W-L RECORDS	RPI 51-100	RPI 101-150	RPI 150+				
13- 13	0- 1	0- 0	OVERALL	0- 5	2- 2	11- 5				
7- 4	0- 0	0- 0	HOME	0- 2	1- 1	6- 1				
6- 8	0- 1	0- 0	AWAY	0- 3	1- 1	5- 3				
0- 1	0- 0	0- 0	NEUTRAL	0- 0	0- 0	0- 1				
7- 6	0- 1	0- 0	NON-CONFERENCE	0- 3	2- 0	5- 2				
4- 1	0- 0	0- 0	HOME	0- 1	1- 0	3- 0				
3- 4	0- 1	0- 0	AWAY	0- 2	1- 0	2- 1				
0- 1	0- 0	0- 0	NEUTRAL	0- 0	0- 0	0- 1				
6- 7	0- 0	0- 0	CONFERENCE	0- 2	0- 2	6- 3				
3- 3	0- 0	0- 0	HOME	0- 1	0- 1	3- 1				
3- 4	0- 0	0- 0	AWAY	0- 1	0- 1	3- 2				
0- 0	0- 0	0- 0	NEUTRAL	0- 0	0- 0	0- 0				

RPI 1-25				RPI 26-50				RPI 51-100				RPI 101+				Team's RPI: 193	
RPI	S	Opponent	Score	RPI	S	Opponent	Score	RPI	S	Opponent	Score	RPI	S	Opponent	Score		
7	A	Oregon St.	43 80					54	A	UC Riverside	83 93	102	A	San Francisco	62 61		
								54	H	UC Riverside	62 75	121	H	Hawaii	58 64		
								59	A	St. Mary's (CA)	83 87	133	H	Fresno St.	64 60		
								62	H	Santa Clara	63 69	135	A	Long Beach St.	53 65		
								95	A	California	57 82	160	H	Montana St.	66 57		
												169	H	Sacramento St.	97 72		
												187	A	UC Davis	71 82		
												187	H	UC Davis	57 75		
												207	N	UTRGV	58 66		
												240	A	CSU Bakersfield	52 57		
												242	H	Loyola Marymount	70 58		
												258	A	UC Santa Barbara	67 78		
												266	A	Pepperdine	61 47		
												300	A	CSUN	77 66		
												300	H	CSUN	66 62		
												313	A	A&M-Corpus Christi	56 45		
												337	A	UC Irvine	72 54		
												337	H	UC Irvine	50 38		
												338	A	Cal St. Fullerton	63 57		
												338	H	Cal St. Fullerton	51 46		
LAST 12 Division I GAMES:																	
300	A	CSUN	77 66	135	A	Long Beach St.	53 65										
338	A	Cal St. Fullerton	63 57	54	A	UC Riverside	83 93										
54	H	UC Riverside	62 75	187	H	UC Davis	57 75										
187	A	UC Davis	71 82	300	H	CSUN	66 62										
337	H	UC Irvine	50 38	338	H	Cal St. Fullerton	51 46										
121	H	Hawaii	58 64	337	A	UC Irvine	72 54										

Non-Div I Games:

Cal Poly

Loss,
Non-Conf, S Site,
H Home
A Away
N Neutral

Average RPI Win: 298		WON-LOST	WINNING	LAST 10	STRENGTH OF	OPP. STRENGTH	TEAM	ADJ.	CONF.	ADJ CONF.
Average RPI Loss: 202		RECORD	PCT. RANK	GAMES	SCHEDULE	OF SCHEDULE	RPI	RPI	RPI	RPI
DIV. I ONLY		3- 24	341	1- 9	280	307	338	338	22	22
DIV. I NON-CONF.		2- 12	311	0- 0	259	335	330	330	21	21
TOTALS		RPI 1-25	RPI 26-50	W-L RECORDS	RPI 51-100	RPI 101-150	RPI 150+			
3- 24	0- 0		0- 0	OVERALL	0- 2	0- 3	3- 19			
1- 11	0- 0		0- 0	HOME	0- 2	0- 1	1- 8			
2- 12	0- 0		0- 0	AWAY	0- 0	0- 2	2- 10			
0- 1	0- 0		0- 0	NEUTRAL	0- 0	0- 0	0- 1			
2- 12	0- 0		0- 0	NON-CONFERENCE	0- 1	0- 0	2- 11			
1- 5	0- 0		0- 0	HOME	0- 1	0- 0	1- 4			
1- 6	0- 0		0- 0	AWAY	0- 0	0- 0	1- 6			
0- 1	0- 0		0- 0	NEUTRAL	0- 0	0- 0	0- 1			
1- 12	0- 0		0- 0	CONFERENCE	0- 1	0- 3	1- 8			
0- 6	0- 0		0- 0	HOME	0- 1	0- 1	0- 4			
1- 6	0- 0		0- 0	AWAY	0- 0	0- 2	1- 4			
0- 0	0- 0		0- 0	NEUTRAL	0- 0	0- 0	0- 0			

[illegible]

Non-Div I Games:

Cal St. Fullerton

Loss, Non-Conf, S Site, H Home A Away N Neutral

California

Through Games Of Feb. 22, 2016

Average RPI Win:	133	WON-LOST	WINNING	LAST 10	STRENGTH OF	OPP. STRENGTH	TEAM	ADJ.	CONF.	ADJ CONF.
Average RPI Loss:	48	RECORD	PCT. RANK	GAMES	SCHEDULE	OF SCHEDULE	RPI	RPI	RPI	RPI
DIV. I ONLY	12- 15	209	2- 8	22	3	95	95	1	1	
DIV. I NON-CONF.	8- 2	51	0- 0	44	56	38	38	1	1	
TOTALS	RPI 1-25	RPI 26-50	W-L RECORDS	RPI 51-100	RPI 101-150	RPI 150+				
12- 15	2- 7	0- 2	OVERALL	3- 4	2- 1	5- 1				
9- 5	1- 2	0- 1	HOME	3- 2	1- 0	4- 0				
2- 9	1- 1	0- 0	AWAY	0- 0	0- 0	1- 0				
1- 1	0- 1	0- 0	NEUTRAL	0- 0	1- 0	0- 0				
8- 2	1- 1	0- 0	NON-CONFERENCE	2- 1	1- 0	4- 0				
5- 1	0- 0	0- 0	HOME	2- 1	0- 0	3- 0				
2- 0	1- 0	0- 0	AWAY	0- 0	0- 0	1- 0				
1- 1	0- 1	0- 0	NEUTRAL	0- 0	1- 0	0- 0				
4- 13	1- 6	0- 2	CONFERENCE	1- 3	1- 1	1- 1				
4- 4	1- 2	0- 1	HOME	1- 1	1- 0	1- 0				
0- 9	0- 4	0- 1	AWAY	0- 2	0- 1	0- 1				
0- 0	0- 0	0- 0	NEUTRAL	0- 0	0- 0	0- 0				

RPI 1-25				RPI 26-50				RPI 51-100 Team's RPI: 95				RPI 101+			
RPI	S	Opponent	Score	RPI	S	Opponent	Score	RPI	S	Opponent	Score	RPI	S	Opponent	Score
7	A	Oregon St.	48 70	32	H	Washington	65 75	54	H	UC Riverside	64 58	116	N	Liberty	77 72
8	A	Arizona St.	49 57	43	A	Southern California	47 61	59	H	St. Mary's (CA)	63 64	134	A	Arizona	52 57
8	H	Arizona St.	49 64					60	A	Oregon	59 69	134	H	Arizona	75 56
9	A	UCLA	56 75					73	H	Washington St.	74 71	169	H	Sacramento St.	117 99
9	H	UCLA	108 104					78	A	Utah	66 72	176	A	Colorado	57 78
10	A	Stanford	46 53					78	H	Utah	79 84	176	H	Colorado	64 35
10	H	Stanford	55 60					82	H	Nebraska	87 80	193	H	Cal Poly	82 57
13	N	Texas A&M	58 75									269	A	Austin Peay	67 58
15	A	Louisville	75 71									300	H	CSUN	106 44
LAST 12 Division I GAMES:															
176	A	Colorado	57 78	32	H	Washington	65 75	73	H	Washington St.	74 71				
78	A	Utah	66 72	43	A	Southern California	47 61	9	A	UCLA	56 75				
134	H	Arizona	75 56	8	H	Arizona St.	49 64	60	A	Oregon	59 69				
8	H	Arizona St.	49 64	10	H	Stanford	55 60	7	A	Oregon St.	48 70				
10	H	Stanford	55 60												
10	A	Stanford	46 53												

Non-Div I Games:

California

■ Loss,
■ Non-Conf,
■ S Site,
■ H Home
■ A Away
N Neutral

Average RPI Win:	306	WON-LOST	WINNING	LAST 10	STRENGTH OF	OPP. STRENGTH	TEAM	ADJ.	CONF.	ADJ CONF.
Average RPI Loss:	187	RECORD	PCT. RANK	GAMES	SCHEDULE	OF SCHEDULE	RPI	RPI	RPI	RPI
DIV. I ONLY	10- 14	226	3- 7	315	321	281	281	28	28	
DIV. I NON-CONF.	5- 3	119	0- 0	292	347	182	182	29	29	
TOTALS	RPI 1-25	RPI 26-50	W-L RECORDS	RPI 51-100	RPI 101-150	RPI 150+				
10- 14	0- 0	0- 0	OVERALL	0- 1	0- 4	10- 9				
6- 5	0- 0	0- 0	HOME	0- 0	0- 2	6- 3				
4- 8	0- 0	0- 0	AWAY	0- 1	0- 1	4- 6				
0- 1	0- 0	0- 0	NEUTRAL	0- 0	0- 1	0- 0				
5- 3	0- 0	0- 0	NON-CONFERENCE	0- 1	0- 1	5- 1				
3- 0	0- 0	0- 0	HOME	0- 0	0- 0	3- 0				
2- 2	0- 0	0- 0	AWAY	0- 1	0- 0	2- 1				
0- 1	0- 0	0- 0	NEUTRAL	0- 0	0- 1	0- 0				
5- 11	0- 0	0- 0	CONFERENCE	0- 0	0- 3	5- 8				
3- 5	0- 0	0- 0	HOME	0- 0	0- 2	3- 3				
2- 6	0- 0	0- 0	AWAY	0- 0	0- 1	2- 5				
0- 0	0- 0	0- 0	NEUTRAL	0- 0	0- 0	0- 0				

RPI S	Opponent	Score	RPI S	Opponent	Score	RPI S	Opponent	Score	RPI S	Opponent	Score	Team's RPI: 281
79	A VCU	34 57				110	N Central Ark.	34 57				
						116	A Liberty	55 67				
						116	H Liberty	52 62				
						120	H UNC Asheville	58 72				
						158	A ETSU	55 70				
						201	A Radford	59 62				
						213	A Gardner-Webb	56 68				
						213	H Gardner-Webb	35 70				
						214	A Presbyterian	54 64				
						214	H Presbyterian	45 69				
						234	H N.C. A&T	56 55				
						248	H High Point	55 69				
						276	A Coastal Caro.	83 70				
						276	H Coastal Caro.	73 52				
						303	A Charleston So.	57 65				
						311	H Western Caro.	73 66				
						318	A Winthrop	49 50				
						318	H Winthrop	69 56				
						320	A Longwood	73 56				
						320	H Longwood	72 65				
						326	A North Florida	66 55				
						330	H Mt. St. Mary's	62 53				
						349	A N.C. Central	57 48				
LAST 12 Division I GAMES:												
214	A Presbyterian	54 64	303	A Charleston So.	57 65							
318	H Winthrop	69 56	318	A Winthrop	49 50							
320	H Longwood	72 65	214	H Presbyterian	45 69							
116	A Liberty	55 67	248	H High Point	55 69							
213	A Gardner-Webb	56 68	201	A Radford	59 62							
276	H Coastal Caro.	73 52	320	A Longwood	73 56							

Non-Div I Games: UNC Pembroke

62 67

Campbell

■ Loss,
 ■ Non-Conf,
 ■ S Site,
 ■ H Home
 ■ A Away
 N Neutral

Average RPI Win:	249	WON-LOST	WINNING	LAST 10	STRENGTH OF	OPP. STRENGTH	TEAM	ADJ.	CONF.	ADJ CONF.
Average RPI Loss:	154	RECORD	PCT. RANK	GAMES	SCHEDULE	OF SCHEDULE	RPI	RPI	RPI	RPI
DIV. I ONLY	12- 15	209	4- 6	182	251	210	210	23	23	
DIV. I NON-CONF.	5- 4	138	0- 0	40	186	91	91	23	23	
TOTALS	RPI 1-25	RPI 26-50	W-L RECORDS	RPI 51-100	RPI 101-150	RPI 150+				
12- 15	0- 1	0- 1	OVERALL	1- 2	0- 4	11- 7				
7- 6	0- 0	0- 1	HOME	1- 1	0- 1	6- 3				
5- 9	0- 1	0- 0	AWAY	0- 1	0- 3	5- 4				
0- 0	0- 0	0- 0	NEUTRAL	0- 0	0- 0	0- 0				
5- 4	0- 1	0- 1	NON-CONFERENCE	1- 0	0- 2	4- 0				
3- 1	0- 0	0- 1	HOME	1- 0	0- 0	2- 0				
2- 3	0- 1	0- 0	AWAY	0- 0	0- 2	2- 0				
0- 0	0- 0	0- 0	NEUTRAL	0- 0	0- 0	0- 0				
7- 11	0- 0	0- 0	CONFERENCE	0- 2	0- 2	7- 7				
4- 5	0- 0	0- 0	HOME	0- 1	0- 1	4- 3				
3- 6	0- 0	0- 0	AWAY	0- 1	0- 1	3- 4				
0- 0	0- 0	0- 0	NEUTRAL	0- 0	0- 0	0- 0				

RPI 1-25				RPI 26-50				RPI 51-100				RPI 101+ Team's RPI: 210			
RPI	S	Opponent	Score	RPI	S	Opponent	Score	RPI	S	Opponent	Score	RPI	S	Opponent	Score
6	A	Texas	62 92	36	H	St. Bonaventure	47 59	89	H	Bucknell	61 56	119	A	Iona	56 79
								99	A	Quinnipiac	54 63	119	H	Iona	76 79
								99	H	Quinnipiac	68 80	131	A	Youngstown St.	51 53
												139	A	Buffalo	40 54
												159	A	Northeastern	68 57
												170	H	Marist	71 69
												197	A	Fairfield	48 52
												197	H	Fairfield	50 51
												221	A	Siena	57 61
												221	H	Siena	52 58
												231	A	Manhattan	55 77
												231	H	Manhattan	70 68
												247	H	Binghamton	80 50
												251	A	Monmouth	75 79
												251	H	Monmouth	71 81
												260	H	Saint Francis (PA)	77 52
												284	A	Lamar	57 55
												286	A	Rider	73 64
												286	H	Rider	60 49
												308	A	Niagara	68 66
												336	A	Saint Peter's	60 53
												336	H	Saint Peter's	54 42
LAST 12 Division I GAMES:															
251	H	Monmouth	71 81	119	H	Iona	76 79								
231	H	Manhattan	70 68	308	A	Niagara	68 66								
170	H	Marist	71 69	197	A	Fairfield	48 52								
286	H	Rider	60 49	221	A	Siena	57 61								
251	A	Monmouth	75 79	99	H	Quinnipiac	68 80								
231	A	Manhattan	55 77	336	H	Saint Peter's	54 42								

Non-Div I Games:

Canisius

■ Loss,
 ■ Non-Conf,
 S Site,
 ■ Home
 ■ Away
 N Neutral

Central Ark.

Through Games Of Feb. 22, 2016

Average RPI Win:	269	WON-LOST	WINNING	LAST 10	STRENGTH OF	OPP. STRENGTH	TEAM	ADJ.	CONF.	ADJ CONF.
Average RPI Loss:	73	RECORD	PCT. RANK	GAMES	SCHEDULE	OF SCHEDULE	RPI	RPI	RPI	RPI
DIV. I ONLY	18- 3	16	9- 1	313	305	110	110	27	27	
DIV. I NON-CONF.	6- 1	27	0- 0	279	339	94	94	26	26	
TOTALS	RPI 1-25	RPI 26-50	W-L RECORDS	RPI 51-100	RPI 101-150	RPI 150+				
18- 3	0- 1	0- 0	OVERALL	0- 1	1- 1	17- 0				
6- 2	0- 0	0- 0	HOME	0- 1	0- 1	6- 0				
10- 1	0- 0	0- 0	AWAY	0- 0	1- 0	9- 0				
2- 0	0- 0	0- 0	NEUTRAL	0- 0	0- 0	2- 0				
6- 1	0- 1	0- 0	NON-CONFERENCE	0- 0	0- 0	6- 0				
2- 0	0- 0	0- 0	HOME	0- 0	0- 0	2- 0				
2- 1	0- 1	0- 0	AWAY	0- 0	0- 0	2- 0				
2- 0	0- 0	0- 0	NEUTRAL	0- 0	0- 0	2- 0				
12- 2	0- 0	0- 0	CONFERENCE	0- 1	1- 1	11- 0				
4- 2	0- 0	0- 0	HOME	0- 1	0- 1	4- 0				
8- 0	0- 0	0- 0	AWAY	0- 0	1- 0	7- 0				
0- 0	0- 0	0- 0	NEUTRAL	0- 0	0- 0	0- 0				

RPI 1-25				RPI 26-50				RPI 51-100				RPI 101+ Team's RPI: 110			
RPI	S	Opponent	Score	RPI	S	Opponent	Score	RPI	S	Opponent	Score	RPI	S	Opponent	Score
24	A	Tennessee	47 102					68	H	Abilene Christian	49 61	128	A	Northwestern St.	74 49
												128	H	Northwestern St.	56 60
												161	A	McNeese St.	70 56
												204	A	Southeast Mo. St.	63 54
												211	A	Stephen F. Austin	55 53
												237	A	Sam Houston St.	73 63
												246	H	Houston Baptist	45 44
												271	A	Murray St.	61 51
												271	H	Murray St.	50 40
												281	N	Campbell	57 34
												284	H	Lamar	74 49
												299	N	South Carolina St.	51 38
												309	H	Southeastern La.	80 58
												312	H	Alcorn	58 35
												313	A	A&M-Corpus Christi	66 55
												317	A	Nicholls St.	71 65
												332	A	Incarnate Word	76 57
												335	A	New Orleans	59 44
												335	H	New Orleans	67 55
LAST 12 Division I GAMES:															
237	A	Sam Houston St.	73 63	128	A	Northwestern St.	74 49								
161	A	McNeese St.	70 56	317	A	Nicholls St.	71 65								
332	A	Incarnate Word	76 57	335	A	New Orleans	59 44								
128	H	Northwestern St.	56 60	246	H	Houston Baptist	45 44								
335	H	New Orleans	67 55	284	H	Lamar	74 49								
309	H	Southeastern La.	80 58	211	A	Stephen F. Austin	55 53								

Non-Div I Games: Central Baptist 70 37 Hendrix 72 43 Crowley's Ridge 93 38 Jarvis Christian 77 23
Central Ark.

Loss, Non-Conf, S Site, H Home A Away N Neutral

Average RPI Win:	282	WON-LOST	WINNING	LAST 10	STRENGTH OF	OPP. STRENGTH	TEAM	ADJ.	CONF.	ADJ CONF.
Average RPI Loss:	216	RECORD	PCT. RANK	GAMES	SCHEDULE	OF SCHEDULE	RPI	RPI	RPI	RPI
DIV. I ONLY	10- 17	250	5- 5	304	330	289	289	30	30	
DIV. I NON-CONF.	3- 8	258	0- 0	223	170	277	277	32	32	
TOTALS	RPI 1-25	RPI 26-50	W-L RECORDS	RPI 51-100	RPI 101-150	RPI 150+				
10- 17	0- 1	0- 0	OVERALL	0- 2	0- 1	10- 13				
6- 6	0- 0	0- 0	HOME	0- 0	0- 0	6- 6				
4- 11	0- 1	0- 0	AWAY	0- 2	0- 1	4- 7				
0- 0	0- 0	0- 0	NEUTRAL	0- 0	0- 0	0- 0				
3- 8	0- 1	0- 0	NON-CONFERENCE	0- 2	0- 1	3- 4				
3- 1	0- 0	0- 0	HOME	0- 0	0- 0	3- 1				
0- 7	0- 1	0- 0	AWAY	0- 2	0- 1	0- 3				
0- 0	0- 0	0- 0	NEUTRAL	0- 0	0- 0	0- 0				
7- 9	0- 0	0- 0	CONFERENCE	0- 0	0- 0	7- 9				
3- 5	0- 0	0- 0	HOME	0- 0	0- 0	3- 5				
4- 4	0- 0	0- 0	AWAY	0- 0	0- 0	4- 4				
0- 0	0- 0	0- 0	NEUTRAL	0- 0	0- 0	0- 0				

RPI 1-25				RPI 26-50				RPI 51-100				RPI 101+ Team's RPI: 289			
RPI	S	Opponent	Score	RPI	S	Opponent	Score	RPI	S	Opponent	Score	RPI	S	Opponent	Score
11	A	Maryland	43 86					64	A	Army West Point	52 81	130	A	Penn St.	47 73
								71	A	Maine	42 62	177	A	Fordham	48 63
												216	A	Sacred Heart	69 79
												216	H	Sacred Heart	57 61
												217	A	Hartford	41 49
												219	A	Robert Morris	55 72
												219	H	Robert Morris	48 39
												222	H	Massachusetts	78 68
												227	H	Dartmouth	59 55
												238	H	New Hampshire	50 64
												245	A	Bryant	56 70
												245	H	Bryant	53 65
												260	A	Saint Francis (PA)	79 59
												260	H	Saint Francis (PA)	66 51
												295	A	Vermont	63 79
												310	A	Fairleigh Dickinson	78 75
												321	H	UMass Lowell	64 53
												325	A	LIU Brooklyn	65 57
												325	H	LIU Brooklyn	45 59
												330	A	Mt. St. Mary's	48 54
												330	H	Mt. St. Mary's	55 59
												334	H	St. Francis Brooklyn	65 61
												341	A	Wagner	62 52
												341	H	Wagner	63 64
LAST 12 Division I GAMES:															
330	H	Mt. St. Mary's	55 59	245	H	Bryant	53 65								
341	H	Wagner	63 64	334	H	St. Francis Brooklyn	65 61								
325	A	LIU Brooklyn	65 57	219	H	Robert Morris	48 39								
216	A	Sacred Heart	69 79	260	H	Saint Francis (PA)	66 51								
219	A	Robert Morris	55 72	216	H	Sacred Heart	57 61								
260	A	Saint Francis (PA)	79 59	341	A	Wagner	62 52								

Non-Div I Games:

Central Conn. St.

■ Loss,
 ■ Non-Conf,
 ■ S Site,
 ■ H Home
 ■ A Away
 N Neutral

Average RPI Win:	193	WON-LOST	WINNING	LAST 10	STRENGTH OF	OPP. STRENGTH	TEAM	ADJ.	CONF.	ADJ CONF.
Average RPI Loss:	108	RECORD	PCT. RANK	GAMES	SCHEDULE	OF SCHEDULE	RPI	RPI	RPI	RPI
DIV. I ONLY	17- 8	74	8- 2	121	137	84	84	11	11	
DIV. I NON-CONF.	6- 5	146	0- 0	135	122	129	129	13	13	
TOTALS	RPI 1-25	RPI 26-50	W-L RECORDS	RPI 51-100	RPI 101-150	RPI 150+				
17- 8	0- 1	0- 1	OVERALL	3- 1	3- 3	11- 2				
9- 3	0- 1	0- 0	HOME	1- 1	2- 1	6- 0				
7- 5	0- 0	0- 1	AWAY	2- 0	1- 2	4- 2				
1- 0	0- 0	0- 0	NEUTRAL	0- 0	0- 0	1- 0				
6- 5	0- 1	0- 0	NON-CONFERENCE	1- 0	0- 2	5- 2				
3- 2	0- 1	0- 0	HOME	1- 0	0- 1	2- 0				
2- 3	0- 0	0- 0	AWAY	0- 0	0- 1	2- 2				
1- 0	0- 0	0- 0	NEUTRAL	0- 0	0- 0	1- 0				
11- 3	0- 0	0- 1	CONFERENCE	2- 1	3- 1	6- 0				
6- 1	0- 0	0- 0	HOME	0- 1	2- 0	4- 0				
5- 2	0- 0	0- 1	AWAY	2- 0	1- 1	2- 0				
0- 0	0- 0	0- 0	NEUTRAL	0- 0	0- 0	0- 0				

RPI 1-25				RPI 26-50				RPI 51-100				RPI 101+			
RPI	S	Opponent	Score	RPI	S	Opponent	Score	RPI	S	Opponent	Score	RPI	S	Opponent	Score
18	H	Duquesne	49 68	29	A	Ohio	84 86	70	H	Middle Tenn.	81 59	104	A	Saint Joseph's	66 76
								72	A	Ball St.	74 65	105	H	Memphis	61 64
								91	A	Eastern Mich.	66 65	115	H	Western Mich.	53 51
								98	H	Toledo	79 81	129	A	Akron	97 77
												129	H	Akron	81 60
												139	A	Buffalo	61 67
												152	A	Illinois	69 74
												165	H	SIUE	78 65
												178	A	Loyola Chicago	68 59
												205	A	Oakland	110 87
												209	H	Indiana St.	85 65
												220	A	Ill.-Chicago	63 66
												253	H	Bowling Green	76 75
												261	A	Northern Ill.	73 67
												261	H	Northern Ill.	95 63
												267	A	Miami (OH)	72 58
												267	H	Miami (OH)	77 54
												286	N	Rider	76 58
												324	H	Kent St.	81 61
LAST 12 Division I GAMES:															
				98	H	Toledo	79 81	115	H	Western Mich.	53 51				
				261	A	Northern Ill.	73 67	129	H	Akron	81 60				
				72	A	Ball St.	74 65	267	A	Miami (OH)	72 58				
				253	H	Bowling Green	76 75	29	A	Ohio	84 86				
				91	A	Eastern Mich.	66 65	261	H	Northern Ill.	95 63				
				267	H	Miami (OH)	77 54	129	A	Akron	97 77				

Non-Div I Games:

Central Mich.

■ Loss,
 ■ Non-Conf, S Site,
 ■ Home
 ■ Away
 N Neutral

Charleston So.

Through Games Of Feb. 22, 2016

Average RPI Win:	293	WON-LOST	WINNING	LAST 10	STRENGTH OF	OPP. STRENGTH	TEAM	ADJ.	CONF.	ADJ CONF.
Average RPI Loss:	200	RECORD	PCT. RANK	GAMES	SCHEDULE	OF SCHEDULE	RPI	RPI	RPI	RPI
DIV. I ONLY	9- 14	237	4- 6	341	254	303	303	28	28	
DIV. I NON-CONF.	2- 4	234	0- 0	349	87	342	342	29	29	
TOTALS	RPI 1-25	RPI 26-50	W-L RECORDS	RPI 51-100	RPI 101-150	RPI 150+				
9- 14	0- 0	0- 0	OVERALL	0- 1	0- 3	9- 10				
6- 5	0- 0	0- 0	HOME	0- 0	0- 2	6- 3				
3- 9	0- 0	0- 0	AWAY	0- 1	0- 1	3- 7				
0- 0	0- 0	0- 0	NEUTRAL	0- 0	0- 0	0- 0				
2- 4	0- 0	0- 0	NON-CONFERENCE	0- 1	0- 0	2- 3				
2- 0	0- 0	0- 0	HOME	0- 0	0- 0	2- 0				
0- 4	0- 0	0- 0	AWAY	0- 1	0- 0	0- 3				
0- 0	0- 0	0- 0	NEUTRAL	0- 0	0- 0	0- 0				
7- 10	0- 0	0- 0	CONFERENCE	0- 0	0- 3	7- 7				
4- 5	0- 0	0- 0	HOME	0- 0	0- 2	4- 3				
3- 5	0- 0	0- 0	AWAY	0- 0	0- 1	3- 4				
0- 0	0- 0	0- 0	NEUTRAL	0- 0	0- 0	0- 0				

RPI 1-25			RPI 26-50			RPI 51-100			RPI 101+			Team's RPI: 303					
RPI	S	Opponent	Score	RPI	S	Opponent	Score	RPI	S	Opponent	Score	RPI	S	Opponent	Score		
								92	A	Virginia	65	85	116	A	Liberty	40	51
													116	H	Liberty	49	59
													120	H	UNC Asheville	50	58
													201	A	Radford	40	55
													201	H	Radford	50	61
													213	A	Gardner-Webb	55	63
													213	H	Gardner-Webb	66	63
													214	A	Presbyterian	37	52
													214	H	Presbyterian	49	63
													229	A	Col. of Charleston	66	81
													248	A	High Point	64	62
													250	A	Clemson	36	43
													276	A	Coastal Caro.	40	61
													276	H	Coastal Caro.	62	73
													281	H	Campbell	65	57
													282	A	Ga. Southern	51	64
													306	H	Wofford	74	64
													311	H	Western Caro.	80	59
													318	A	Winthrop	58	50
													318	H	Winthrop	54	51
													320	A	Longwood	63	54
													320	H	Longwood	66	58
LAST 12 Division I GAMES:																	
				213	H	Gardner-Webb	66	63		318	A	Winthrop	58	50			
				276	A	Coastal Caro.	40	61		281	H	Campbell	65	57			
				201	H	Radford	50	61		201	A	Radford	40	55			
				214	A	Presbyterian	37	52		276	H	Coastal Caro.	62	73			
				320	H	Longwood	66	58		213	A	Gardner-Webb	55	63			
				116	H	Liberty	49	59		120	H	UNC Asheville	50	58			

Non-Div I Games: Paine 69 62 Columbia Int'l 67 35 Warner 73 53

Charleston So.

Loss, Non-Conf, S Site, H Home A Away N Neutral

Average RPI Win: 189		WON-LOST	WINNING	LAST 10	STRENGTH OF	OPP. STRENGTH	TEAM	ADJ.	CONF.	ADJ CONF.
Average RPI Loss: 83		RECORD	PCT. RANK	GAMES	SCHEDULE	OF SCHEDULE	RPI	RPI	RPI	RPI
DIV. I ONLY		16- 9	92	7- 3	83	130	75	75	12	12
DIV. I NON-CONF.		7- 4	110	0- 0	74	155	79	79	10	10
TOTALS	RPI 1-25	RPI 26-50		W-L RECORDS		RPI 51-100	RPI 101-150	RPI 150+		
16- 9	0- 0	1- 4		OVERALL		1- 2	1- 3	13- 0		
10- 2	0- 0	1- 1		HOME		1- 0	0- 1	8- 0		
5- 7	0- 0	0- 3		AWAY		0- 2	0- 2	5- 0		
1- 0	0- 0	0- 0		NEUTRAL		0- 0	1- 0	0- 0		
7- 4	0- 0	0- 3		NON-CONFERENCE		1- 1	1- 0	5- 0		
4- 1	0- 0	0- 1		HOME		1- 0	0- 0	3- 0		
2- 3	0- 0	0- 2		AWAY		0- 1	0- 0	2- 0		
1- 0	0- 0	0- 0		NEUTRAL		0- 0	1- 0	0- 0		
9- 5	0- 0	1- 1		CONFERENCE		0- 1	0- 3	8- 0		
6- 1	0- 0	1- 0		HOME		0- 0	0- 1	5- 0		
3- 4	0- 0	0- 1		AWAY		0- 1	0- 2	3- 0		
0- 0	0- 0	0- 0		NEUTRAL		0- 0	0- 0	0- 0		

RPI 1-25				RPI 26-50				RPI 51-100				Team's RPI: 75				RPI 101+			
RPI	S	Opponent	Score	RPI	S	Opponent	Score	RPI	S	Opponent	Score	RPI	S	Opponent	Score	RPI	S	Opponent	Score
				26	H	Miami (FL)	70 77	70	A	Middle Tenn.	67 72	111	N	Mercer	72 62				
				28	A	Missouri	71 88	72	H	Ball St.	72 66	143	A	Old Dominion	85 94				
				42	A	North Carolina St.	65 72	97	A	Elon	83 90	143	H	Old Dominion	59 71				
				49	A	Western Ky.	66 77					146	A	UAB	57 75				
				49	H	Western Ky.	81 72					151	H	Southern Miss.	80 59				
												153	A	Marshall	64 61				
												153	H	Marshall	87 77				
												167	A	Davidson	99 88				
												172	H	Louisiana Tech	63 58				
												189	H	Fla. Atlantic	85 79				
												219	H	Robert Morris	94 73				
												224	A	Rice	69 58				
												225	A	North Texas	82 70				
												229	H	Col. of Charleston	89 61				
												264	A	Georgia St.	83 71				
												301	H	FIU	87 74				
												349	H	N.C. Central	67 52				
LAST 12 Division I GAMES:																			
				49	H	Western Ky.	81 72	301	H	FIU	87 74								
				153	H	Marshall	87 77	49	A	Western Ky.	66 77								
				225	A	North Texas	82 70	153	A	Marshall	64 61								
				224	A	Rice	69 58	146	A	UAB	57 75								
				143	A	Old Dominion	85 94	70	A	Middle Tenn.	67 72								
				189	H	Fla. Atlantic	85 79	172	H	Louisiana Tech	63 58								

Non-Div I Games:

Charlotte

Loss, Non-Conf, S Site, H Home A Away N Neutral

Chattanooga

Through Games Of Feb. 22, 2016

Average RPI Win: 195	WON-LOST	WINNING	LAST 10	STRENGTH OF	OPP. STRENGTH	TEAM	ADJ.	CONF.	ADJ CONF.
Average RPI Loss: 49	RECORD	PCT. RANK	GAMES	SCHEDULE	OF SCHEDULE	RPI	RPI	RPI	RPI
DIV. I ONLY	20- 7	47	8- 2	94	123	51	51	17	17
DIV. I NON-CONF.	9- 5	108	0- 0	21	19	39	39	15	15
TOTALS	RPI 1-25	RPI 26-50	W-L RECORDS	RPI 51-100	RPI 101-150	RPI 150+			
20- 7	0- 3	1- 2	OVERALL	1- 0	4- 2	14- 0			
13- 1	0- 1	1- 0	HOME	1- 0	4- 0	7- 0			
6- 6	0- 2	0- 2	AWAY	0- 0	0- 2	6- 0			
1- 0	0- 0	0- 0	NEUTRAL	0- 0	0- 0	1- 0			
9- 5	0- 3	1- 2	NON-CONFERENCE	1- 0	2- 0	5- 0			
7- 1	0- 1	1- 0	HOME	1- 0	2- 0	3- 0			
1- 4	0- 2	0- 2	AWAY	0- 0	0- 0	1- 0			
1- 0	0- 0	0- 0	NEUTRAL	0- 0	0- 0	1- 0			
11- 2	0- 0	0- 0	CONFERENCE	0- 0	2- 2	9- 0			
6- 0	0- 0	0- 0	HOME	0- 0	2- 0	4- 0			
5- 2	0- 0	0- 0	AWAY	0- 0	0- 2	5- 0			
0- 0	0- 0	0- 0	NEUTRAL	0- 0	0- 0	0- 0			

RPI 1-25				RPI 26-50				RPI 51-100				Team's RPI: 51				RPI 101+			
RPI	S	Opponent	Score	RPI	S	Opponent	Score	RPI	S	Opponent	Score	RPI	S	Opponent	Score	RPI	S	Opponent	Score
4	H	UConn	31 79	35	A	South Fla.	33 61	87	H	UT Martin	61 46	101	H	Belmont	62 53				
10	A	Stanford	30 73	41	H	Arkansas St.	55 54					103	H	Harvard	62 58				
24	A	Tennessee	57 59	46	A	Indiana	43 54					111	A	Mercer	44 67				
												111	H	Mercer	67 45				
												112	A	Samford	43 48				
												112	H	Samford	53 30				
												151	H	Southern Miss.	53 48				
												158	A	ETSU	65 57				
												161	H	McNeese St.	68 53				
												162	N	East Carolina	72 61				
												185	H	Butler	60 49				
												226	A	Furman	56 50				
												226	H	Furman	61 46				
												256	A	UNCW	61 33				
												297	A	UNCG	74 53				
												297	H	UNCG	72 61				
												306	A	Wofford	53 40				
												306	H	Wofford	65 48				
												311	A	Western Caro.	65 51				
												311	H	Western Caro.	77 59				
LAST 12 Division I GAMES:																			
111	H	Mercer	67 45	158	A	ETSU	65 57												
112	H	Samford	53 30	112	A	Samford	43 48												
311	A	Western Caro.	65 51	111	A	Mercer	44 67												
297	A	UNCG	74 53	297	H	UNCG	72 61												
306	H	Wofford	65 48	311	H	Western Caro.	77 59												
226	H	Furman	61 46	226	A	Furman	56 50												

Non-Div I Games:

Chattanooga

■ Loss,
■ Non-Conf, S Site,
■ Home
■ Away
N Neutral

Average RPI Win:	291	WON-LOST	WINNING	LAST 10	STRENGTH OF	OPP. STRENGTH	TEAM	ADJ.	CONF.	ADJ CONF.
Average RPI Loss:	198	RECORD	PCT. RANK	GAMES	SCHEDULE	OF SCHEDULE	RPI	RPI	RPI	RPI
DIV. I ONLY	4- 22	328	2- 8	295	257	340	340	25	25	
DIV. I NON-CONF.	2- 12	311	0- 0	301	264	338	338	25	25	
TOTALS	RPI 1-25	RPI 26-50	W-L RECORDS	RPI 51-100	RPI 101-150	RPI 150+				
4- 22	0- 1	0- 1	OVERALL	0- 2	0- 1	4- 17				
3- 11	0- 0	0- 1	HOME	0- 1	0- 0	3- 9				
1- 11	0- 1	0- 0	AWAY	0- 1	0- 1	1- 8				
0- 0	0- 0	0- 0	NEUTRAL	0- 0	0- 0	0- 0				
2- 12	0- 1	0- 1	NON-CONFERENCE	0- 0	0- 1	2- 9				
1- 6	0- 0	0- 1	HOME	0- 0	0- 0	1- 5				
1- 6	0- 1	0- 0	AWAY	0- 0	0- 1	1- 4				
0- 0	0- 0	0- 0	NEUTRAL	0- 0	0- 0	0- 0				
2- 10	0- 0	0- 0	CONFERENCE	0- 2	0- 0	2- 8				
2- 5	0- 0	0- 0	HOME	0- 1	0- 0	2- 4				
0- 5	0- 0	0- 0	AWAY	0- 1	0- 0	0- 4				
0- 0	0- 0	0- 0	NEUTRAL	0- 0	0- 0	0- 0				

RPI 1-25					RPI 26-50					RPI 51-100					RPI 101+					Team's RPI: 340	
RPI	S	Opponent	Score		RPI	S	Opponent	Score		RPI	S	Opponent	Score		RPI	S	Opponent	Score			
22	A	DePaul	42	88	48	H	Kansas St.	54	63	93	A	New Mexico St.	63	76	115	A	Western Mich.	56	65		
										93	H	New Mexico St.	60	70	152	A	Illinois	36	67		
															173	H	Milwaukee	48	55		
															205	H	Oakland	51	74		
															206	A	Utah Valley	46	74		
															206	H	Utah Valley	62	69		
															207	H	UTRGV	56	64		
															220	H	Ill.-Chicago	47	51		
															228	A	Western Ill.	50	88		
															230	A	Grand Canyon	36	74		
															230	H	Grand Canyon	60	65		
															240	A	CSU Bakersfield	43	76		
															240	H	CSU Bakersfield	61	74		
															257	A	Seattle	45	59		
															257	H	Seattle	57	49		
															261	H	Northern Ill.	50	68		
															298	A	Jackson St.	76	59		
															302	H	UMKC	77	72		
															304	H	Bradley	60	66		
															305	H	Morehead St.	75	71		
															316	A	IPFW	51	62		
															319	A	Illinois St.	53	57		
LAST 12 Division I GAMES:																					
230	H	Grand Canyon	60	65	206	A	Utah Valley	46	74												
206	H	Utah Valley	62	69	230	A	Grand Canyon	36	74												
93	A	New Mexico St.	63	76	93	H	New Mexico St.	60	70												
240	H	CSU Bakersfield	61	74	207	H	UTRGV	56	64												
257	H	Seattle	57	49	257	A	Seattle	45	59												
302	H	UMKC	77	72	240	A	CSU Bakersfield	43	76												

Non-Div I Games:

Chicago St.

Average RPI Win:	251	WON-LOST	WINNING	LAST 10	STRENGTH OF	OPP. STRENGTH	TEAM	ADJ.	CONF.	ADJ CONF.
Average RPI Loss:	81	RECORD	PCT. RANK	GAMES	SCHEDULE	OF SCHEDULE	RPI	RPI	RPI	RPI
DIV. I ONLY	8- 18	273	2- 8	74	76	195	195	9	9	
DIV. I NON-CONF.	4- 7	222	0- 0	26	83	168	168	7	7	
TOTALS	RPI 1-25	RPI 26-50	W-L RECORDS	RPI 51-100	RPI 101-150	RPI 150+				
8- 18	0- 6	0- 2	OVERALL	0- 3	1- 3	7- 4				
5- 8	0- 2	0- 1	HOME	0- 2	1- 1	4- 2				
3- 8	0- 2	0- 1	AWAY	0- 1	0- 2	3- 2				
0- 2	0- 2	0- 0	NEUTRAL	0- 0	0- 0	0- 0				
4- 7	0- 4	0- 0	NON-CONFERENCE	0- 1	1- 1	3- 1				
4- 2	0- 1	0- 0	HOME	0- 1	1- 0	3- 0				
0- 3	0- 1	0- 0	AWAY	0- 0	0- 1	0- 1				
0- 2	0- 2	0- 0	NEUTRAL	0- 0	0- 0	0- 0				
4- 11	0- 2	0- 2	CONFERENCE	0- 2	0- 2	4- 3				
1- 6	0- 1	0- 1	HOME	0- 1	0- 1	1- 2				
3- 5	0- 1	0- 1	AWAY	0- 1	0- 1	3- 1				
0- 0	0- 0	0- 0	NEUTRAL	0- 0	0- 0	0- 0				

RPI 1-25				RPI 26-50				RPI 51-100				RPI 101+ Team's RPI: 195			
RPI	S	Opponent	Score	RPI	S	Opponent	Score	RPI	S	Opponent	Score	RPI	S	Opponent	Score
3	N	Baylor	34 72	35	A	South Fla.	49 82	67	A	Temple	51 74	105	A	Memphis	51 54
4	A	UConn	34 88	35	H	South Fla.	51 78	67	H	Temple	49 74	105	H	Memphis	47 64
4	H	UConn	45 107					87	H	UT Martin	57 63	138	H	Northern Ky.	71 68
5	H	Ohio St.	76 105									148	A	Xavier	56 65
20	A	Georgia	42 60									154	A	Detroit	68 77
23	N	Michigan St.	63 103									162	A	East Carolina	60 63
												171	H	SMU	55 73
												190	A	Tulsa	55 53
												253	H	Bowling Green	54 51
												260	H	Saint Francis (PA)	93 86
												268	A	UCF	68 50
												268	H	UCF	60 80
												278	A	Houston	67 61
												278	H	Houston	56 50
												339	H	Eastern Ill.	70 57
LAST 12 Division I GAMES:															
278	A	Houston	67 61	278	H	Houston	56 50								
4	A	UConn	34 88	171	H	SMU	55 73								
35	H	South Fla.	51 78	162	A	East Carolina	60 63								
67	H	Temple	49 74	268	H	UCF	60 80								
105	A	Memphis	51 54	190	A	Tulsa	55 53								
35	A	South Fla.	49 82	67	A	Temple	51 74								

Non-Div I Games:

Cincinnati

■ Loss,
■ Non-Conf,
■ S Site,
■ H Home
■ A Away
N Neutral

Average RPI Win:	249	WON-LOST	WINNING	LAST 10	STRENGTH OF	OPP. STRENGTH	TEAM	ADJ.	CONF.	ADJ CONF.
Average RPI Loss:	106	RECORD	PCT. RANK	GAMES	SCHEDULE	OF SCHEDULE	RPI	RPI	RPI	RPI
DIV. I ONLY	4- 23	330	0- 10	51	95	250	250	4	4	
DIV. I NON-CONF.	4- 9	245	0- 0	106	334	243	243	5	5	
TOTALS	RPI 1-25	RPI 26-50	W-L RECORDS	RPI 51-100	RPI 101-150	RPI 150+				
4- 23	0- 5	0- 1	OVERALL	0- 6	1- 6	3- 5				
3- 11	0- 2	0- 1	HOME	0- 2	1- 3	2- 3				
1- 10	0- 3	0- 0	AWAY	0- 4	0- 2	1- 1				
0- 2	0- 0	0- 0	NEUTRAL	0- 0	0- 1	0- 1				
4- 9	0- 1	0- 0	NON-CONFERENCE	0- 2	1- 1	3- 5				
3- 4	0- 1	0- 0	HOME	0- 0	1- 0	2- 3				
1- 3	0- 0	0- 0	AWAY	0- 2	0- 0	1- 1				
0- 2	0- 0	0- 0	NEUTRAL	0- 0	0- 1	0- 1				
0- 14	0- 4	0- 1	CONFERENCE	0- 4	0- 5	0- 0				
0- 7	0- 1	0- 1	HOME	0- 2	0- 3	0- 0				
0- 7	0- 3	0- 0	AWAY	0- 2	0- 2	0- 0				
0- 0	0- 0	0- 0	NEUTRAL	0- 0	0- 0	0- 0				

RPI 1-25				RPI 26-50				RPI 51-100				RPI 101+ Team's RPI: 250			
RPI	S	Opponent	Score	RPI	S	Opponent	Score	RPI	S	Opponent	Score	RPI	S	Opponent	Score
2	H	South Carolina	41 67	26	H	Miami (FL)	49 83	53	H	Duke	43 72	113	H	Wake Forest	45 55
15	A	Louisville	33 75					60	A	Oregon	56 69	117	A	Virginia Tech	49 79
16	A	Syracuse	62 83					71	A	Maine	42 75	118	H	Boston College	64 67
17	A	Florida St.	56 75					76	A	Georgia Tech	48 77	120	H	UNC Asheville	67 49
17	H	Florida St.	40 85					76	H	Georgia Tech	63 76	122	H	Pittsburgh	56 59
								92	A	Virginia	48 65	125	A	North Carolina	56 72
												139	N	Buffalo	51 61
												185	N	Butler	50 54
												194	H	William & Mary	41 58
												226	A	Furman	49 70
												272	A	Tennessee Tech	71 53
												276	H	Coastal Caro.	47 63
												294	H	Florida A&M	68 77
												299	H	South Carolina St.	63 54
												303	H	Charleston So.	43 36
LAST 12 Division I GAMES:															
		92	A	Virginia	48	65			122	H	Pittsburgh	56	59		
		118	H	Boston College	64	67			15	A	Louisville	33	75		
		76	A	Georgia Tech	48	77			76	H	Georgia Tech	63	76		
		113	H	Wake Forest	45	55			53	H	Duke	43	72		
		17	A	Florida St.	56	75			117	A	Virginia Tech	49	79		
		16	A	Syracuse	62	83			17	H	Florida St.	40	85		

Non-Div I Games:

Clemson

■ Loss,
■ Non-Conf, S Site,
■ Home
■ Away
N Neutral

Average RPI Win:	224	WON-LOST	WINNING	LAST 10	STRENGTH OF	OPP. STRENGTH	TEAM	ADJ.	CONF.	ADJ CONF.
Average RPI Loss:	161	RECORD	PCT. RANK	GAMES	SCHEDULE	OF SCHEDULE	RPI	RPI	RPI	RPI
DIV. I ONLY	6- 18	296	2- 4	160	198	277	277	14	14	
DIV. I NON-CONF.	3- 7	248	0- 1	318	267	318	318	16	16	
TOTALS	RPI 1-25	RPI 26-50	W-L RECORDS	RPI 51-100	RPI 101-150	RPI 150+				
6- 18	0- 0	0- 2	OVERALL	0- 4	2- 2	4- 10				
4- 7	0- 0	0- 1	HOME	0- 2	1- 1	3- 3				
2- 9	0- 0	0- 1	AWAY	0- 1	1- 1	1- 6				
0- 2	0- 0	0- 0	NEUTRAL	0- 1	0- 0	0- 1				
3- 7	0- 0	0- 0	NON-CONFERENCE	0- 3	0- 1	3- 3				
2- 2	0- 0	0- 0	HOME	0- 1	0- 0	2- 1				
1- 3	0- 0	0- 0	AWAY	0- 1	0- 1	1- 1				
0- 2	0- 0	0- 0	NEUTRAL	0- 1	0- 0	0- 1				
3- 11	0- 0	0- 2	CONFERENCE	0- 1	2- 1	1- 7				
2- 5	0- 0	0- 1	HOME	0- 1	1- 1	1- 2				
1- 6	0- 0	0- 1	AWAY	0- 0	1- 0	0- 5				
0- 0	0- 0	0- 0	NEUTRAL	0- 0	0- 0	0- 0				

RPI S	Opponent	Score	RPI S	Opponent	Score	RPI S	Opponent	Score	RPI S	Opponent	Score	Team's RPI: 277
27	A Green Bay	53 71	27	H Green Bay	45 66	58	N Saint Louis	65 76	101	A Belmont	58 76	
						89	H Bucknell	57 59	131	A Youngstown St.	53 43	
						98	A Toledo	53 66	131	H Youngstown St.	75 68	
						100	H Wright St.	65 93	138	H Northern Ky.	51 83	
									154	A Detroit	68 82	
									154	H Detroit	60 66	
									173	A Milwaukee	58 59	
									173	H Milwaukee	46 62	
									205	A Oakland	69 79	
									205	H Oakland	88 75	
									220	A Ill.-Chicago	62 80	
									243	A Valparaiso	59 66	
									253	H Bowling Green	69 48	
									297	N UNCG	51 55	
									301	H FIU	64 57	
									308	A Niagara	72 73	
									324	A Kent St.	60 49	
									327	H Evansville	63 72	
LAST 12 Division I GAMES:												
297	N UNCG	51 55	100	H Wright St.	65 93							
131	A Youngstown St.	53 43	138	H Northern Ky.	51 83							
27	A Green Bay	53 71	220	A Ill.-Chicago	62 80							
173	A Milwaukee	58 59	243	A Valparaiso	59 66							
205	H Oakland	88 75	131	H Youngstown St.	75 68							
154	H Detroit	60 66	173	H Milwaukee	46 62							

Non-Div I Games:

Cleveland St.

Average RPI Win:	248	WON-LOST	WINNING	LAST 10	STRENGTH OF	OPP. STRENGTH	TEAM	ADJ.	CONF.	ADJ CONF.
Average RPI Loss:	206	RECORD	PCT. RANK	GAMES	SCHEDULE	OF SCHEDULE	RPI	RPI	RPI	RPI
DIV. I ONLY	7- 15	271	4- 6	240	316	276	276	28	28	
DIV. I NON-CONF.	2- 4	234	0- 0	250	262	260	260	29	29	
TOTALS	RPI 1-25	RPI 26-50	W-L RECORDS	RPI 51-100	RPI 101-150	RPI 150+				
7- 15	0- 0	0- 0	OVERALL	0- 1	1- 4	6- 10				
3- 5	0- 0	0- 0	HOME	0- 0	0- 2	3- 3				
4- 7	0- 0	0- 0	AWAY	0- 0	1- 1	3- 6				
0- 3	0- 0	0- 0	NEUTRAL	0- 1	0- 1	0- 1				
2- 4	0- 0	0- 0	NON-CONFERENCE	0- 1	0- 1	2- 2				
1- 0	0- 0	0- 0	HOME	0- 0	0- 0	1- 0				
1- 1	0- 0	0- 0	AWAY	0- 0	0- 0	1- 1				
0- 3	0- 0	0- 0	NEUTRAL	0- 1	0- 1	0- 1				
5- 11	0- 0	0- 0	CONFERENCE	0- 0	1- 3	4- 8				
2- 5	0- 0	0- 0	HOME	0- 0	0- 2	2- 3				
3- 6	0- 0	0- 0	AWAY	0- 0	1- 1	2- 5				
0- 0	0- 0	0- 0	NEUTRAL	0- 0	0- 0	0- 0				

RPI S	Opponent	Score	RPI S	Opponent	Score	RPI S	Opponent	Score	RPI S	Opponent	Score	Team's RPI: 276
						74 N	Hofstra	40 82	113 N	Wake Forest	52 81	
									116 A	Liberty	58 51	
									116 H	Liberty	63 65	
									120 A	UNC Asheville	69 77	
									120 H	UNC Asheville	52 63	
									201 A	Radford	45 61	
									201 H	Radford	36 49	
									213 A	Gardner-Webb	59 56	
									214 A	Presbyterian	42 66	
									216 N	Sacred Heart	62 71	
									248 A	High Point	52 53	
									248 H	High Point	79 53	
									250 A	Clemson	63 47	
									260 A	Saint Francis (PA)	74 106	
									281 A	Campbell	52 73	
									281 H	Campbell	70 83	
									303 A	Charleston So.	73 62	
									303 H	Charleston So.	61 40	
									306 H	Wofford	83 69	
									318 A	Winthrop	43 52	
									320 H	Longwood	48 56	
LAST 12 Division I GAMES:												
			116 A	Liberty	58 51		281 A	Campbell	52 73			
			303 H	Charleston So.	61 40		214 A	Presbyterian	42 66			
			318 A	Winthrop	43 52		116 H	Liberty	63 65			
			248 H	High Point	79 53		303 A	Charleston So.	73 62			
			120 A	UNC Asheville	69 77		248 A	High Point	52 53			
			201 H	Radford	36 49		320 H	Longwood	48 56			

Non-Div I Games: Allen 86 45 Warren Wilson 100 49 Mid-Atlantic Christ105 15

Coastal Caro.

Loss, Non-Conf, S Site, H Home A Away N Neutral

Average RPI Win:	243	WON-LOST	WINNING	LAST 10	STRENGTH OF	OPP. STRENGTH	TEAM	ADJ.	CONF.	ADJ CONF.
Average RPI Loss:	117	RECORD	PCT. RANK	GAMES	SCHEDULE	OF SCHEDULE	RPI	RPI	RPI	RPI
DIV. I ONLY	9- 16	255	4- 6	137	176	229	229	13	13	
DIV. I NON-CONF.	5- 6	180	0- 0	119	258	183	183	11	11	
TOTALS	RPI 1-25	RPI 26-50	W-L RECORDS	RPI 51-100	RPI 101-150	RPI 150+				
9- 16	0- 1	0- 2	OVERALL	1- 5	0- 3	8- 5				
6- 7	0- 1	0- 1	HOME	1- 2	0- 0	5- 3				
3- 9	0- 0	0- 1	AWAY	0- 3	0- 3	3- 2				
0- 0	0- 0	0- 0	NEUTRAL	0- 0	0- 0	0- 0				
5- 6	0- 1	0- 1	NON-CONFERENCE	0- 1	0- 3	5- 0				
4- 2	0- 1	0- 1	HOME	0- 0	0- 0	4- 0				
1- 4	0- 0	0- 0	AWAY	0- 1	0- 3	1- 0				
0- 0	0- 0	0- 0	NEUTRAL	0- 0	0- 0	0- 0				
4- 10	0- 0	0- 1	CONFERENCE	1- 4	0- 0	3- 5				
2- 5	0- 0	0- 0	HOME	1- 2	0- 0	1- 3				
2- 5	0- 0	0- 1	AWAY	0- 2	0- 0	2- 2				
0- 0	0- 0	0- 0	NEUTRAL	0- 0	0- 0	0- 0				

RPI 1-25				RPI 26-50				RPI 51-100				RPI 101+ Team's RPI: 229			
RPI	S	Opponent	Score	RPI	S	Opponent	Score	RPI	S	Opponent	Score	RPI	S	Opponent	Score
15	H	Louisville	67 71	40	A	James Madison	61 83	74	H	Hofstra	58 62	111	A	Mercer	58 66
				49	H	Western Ky.	44 78	75	A	Charlotte	61 89	117	A	Virginia Tech	47 81
								81	A	Drexel	54 66	145	A	Boise St.	38 61
								81	H	Drexel	49 46	159	H	Northeastern	49 52
								97	A	Elon	41 52	168	A	Delaware	55 72
								97	H	Elon	38 54	168	H	Delaware	47 63
												194	A	William & Mary	55 51
												194	H	William & Mary	40 66
												199	A	Weber St.	50 42
												256	A	UNCW	64 53
												273	H	Appalachian St.	60 50
												278	H	Houston	55 48
												283	A	Towson	51 62
												283	H	Towson	67 55
												303	H	Charleston So.	81 66
												318	H	Winthrop	77 63
LAST 12 Division I GAMES:															
194	H	William & Mary	40 66	283	H	Towson	67 55								
97	H	Elon	38 54	194	A	William & Mary	55 51								
283	A	Towson	51 62	97	A	Elon	41 52								
168	A	Delaware	55 72	256	A	UNCW	64 53								
81	H	Drexel	49 46	168	H	Delaware	47 63								
159	H	Northeastern	49 52	74	H	Hofstra	58 62								

Non-Div I Games:

Col. of Charleston

■ Loss,
 ■ Non-Conf,
 S Site,
 ■ Home
 ■ Away
 N Neutral

Average RPI Win: 303	WON-LOST	WINNING	LAST 10	STRENGTH OF	OPP. STRENGTH	TEAM	ADJ.	CONF.	ADJ CONF.
Average RPI Loss: 181	RECORD	PCT. RANK	GAMES	SCHEDULE	OF SCHEDULE	RPI	RPI	RPI	RPI
DIV. I ONLY	4- 21	324	1- 9	205	270	307	307	26	26
DIV. I NON-CONF.	2- 8	290	0- 0	122	209	259	259	27	27
TOTALS	RPI 1-25	RPI 26-50	W-L RECORDS	RPI 51-100	RPI 101-150	RPI 150+			
4- 21	0- 2	0- 1	OVERALL	0- 4	0- 1	4- 13			
1- 11	0- 1	0- 1	HOME	0- 2	0- 1	1- 6			
3- 10	0- 1	0- 0	AWAY	0- 2	0- 0	3- 7			
0- 0	0- 0	0- 0	NEUTRAL	0- 0	0- 0	0- 0			
2- 8	0- 2	0- 1	NON-CONFERENCE	0- 0	0- 1	2- 4			
1- 4	0- 1	0- 1	HOME	0- 0	0- 1	1- 1			
1- 4	0- 1	0- 0	AWAY	0- 0	0- 0	1- 3			
0- 0	0- 0	0- 0	NEUTRAL	0- 0	0- 0	0- 0			
2- 13	0- 0	0- 0	CONFERENCE	0- 4	0- 0	2- 9			
0- 7	0- 0	0- 0	HOME	0- 2	0- 0	0- 5			
2- 6	0- 0	0- 0	AWAY	0- 2	0- 0	2- 4			
0- 0	0- 0	0- 0	NEUTRAL	0- 0	0- 0	0- 0			

RPI 1-25				RPI 26-50				RPI 51-100				RPI 101+ Team's RPI: 307			
RPI	S	Opponent	Score	RPI	S	Opponent	Score	RPI	S	Opponent	Score	RPI	S	Opponent	Score
4	H	UConn	50 94	36	H	St. Bonaventure	38 62	64	A	Army West Point	55 67	108	H	Gonzaga	50 80
22	A	DePaul	46 96					64	H	Army West Point	55 78	174	A	Cornell	60 73
								89	A	Bucknell	60 79	221	H	Siena	52 50
								89	H	Bucknell	51 71	233	A	Navy	41 51
												233	H	Navy	58 62
												239	A	Holy Cross	61 70
												239	H	Holy Cross	71 80
												247	A	Binghamton	56 63
												251	H	Monmouth	80 86
												252	A	Loyola Maryland	38 55
												252	H	Loyola Maryland	49 65
												270	A	American	56 64
												270	H	American	37 49
												322	A	Lafayette	72 59
												324	A	Kent St.	71 76
												325	A	LIU Brooklyn	63 53
												345	A	Boston U.	72 63
												345	H	Boston U.	58 71
LAST 12 Division I GAMES:															
252	A	Loyola Maryland	38 55	270	A	American	56 64								
345	H	Boston U.	58 71	252	H	Loyola Maryland	49 65								
89	A	Bucknell	60 79	345	A	Boston U.	72 63								
64	H	Army West Point	55 78	89	H	Bucknell	51 71								
233	H	Navy	58 62	64	A	Army West Point	55 67								
239	A	Holy Cross	61 70	233	A	Navy	41 51								

Non-Div I Games:

Colgate

■ Loss,
 ■ Non-Conf,
 ■ S Site,
 ■ H Home
 ■ A Away
 N Neutral

Colorado

Through Games Of Feb. 22, 2016

Average RPI Win:	181	WON-LOST	WINNING	LAST 10	STRENGTH OF	OPP. STRENGTH	TEAM	ADJ.	CONF.	ADJ CONF.
Average RPI Loss:	57	RECORD	PCT. RANK	GAMES	SCHEDULE	OF SCHEDULE	RPI	RPI	RPI	RPI
DIV. I ONLY	7- 20	292	2- 8	10	21	176	176	1	1	
DIV. I NON-CONF.	5- 6	180	0- 0	67	118	162	162	1	1	
TOTALS	RPI 1-25	RPI 26-50	W-L RECORDS	RPI 51-100	RPI 101-150	RPI 150+				
7- 20	0- 8	1- 3	OVERALL	1- 6	0- 2	5- 1				
7- 9	0- 4	1- 2	HOME	1- 3	0- 0	5- 0				
0- 11	0- 4	0- 1	AWAY	0- 3	0- 2	0- 1				
0- 0	0- 0	0- 0	NEUTRAL	0- 0	0- 0	0- 0				
5- 6	0- 2	0- 2	NON-CONFERENCE	0- 0	0- 1	5- 1				
5- 2	0- 1	0- 1	HOME	0- 0	0- 0	5- 0				
0- 4	0- 1	0- 1	AWAY	0- 0	0- 1	0- 1				
0- 0	0- 0	0- 0	NEUTRAL	0- 0	0- 0	0- 0				
2- 14	0- 6	1- 1	CONFERENCE	1- 6	0- 1	0- 0				
2- 7	0- 3	1- 1	HOME	1- 3	0- 0	0- 0				
0- 7	0- 3	0- 0	AWAY	0- 3	0- 1	0- 0				
0- 0	0- 0	0- 0	NEUTRAL	0- 0	0- 0	0- 0				

RPI S	Opponent	Score	RPI S	Opponent	Score	RPI S	Opponent	Score	RPI S	Opponent	Score	Team's RPI: 176
7	A Oregon St.	50 73	28	H Missouri	75 79	60	A Oregon	70 77	134	A Arizona	52 63	
7	H Oregon St.	47 61	32	H Washington	74 76	60	H Oregon	46 59	135	A Long Beach St.	42 59	
8	A Arizona St.	37 64	43	H Southern California	66 63	73	H Washington St.	66 74	175	H Northern Colo.	63 41	
9	H UCLA	64 82	44	A Colorado St.	63 64	78	A Utah	55 71	214	H Presbyterian	72 60	
10	A Stanford	56 71				78	H Utah	68 76	222	H Massachusetts	90 63	
10	H Stanford	49 80				95	A California	35 64	236	A Wyoming	68 77	
14	A Kentucky	61 86				95	H California	78 57	242	H Loyola Marymount	92 81	
21	H Florida	61 83							275	H Northern Ariz.	90 66	
LAST 12 Division I GAMES:												
95	H California	78 57	43	H Southern California	66 63							
10	H Stanford	49 80	9	H UCLA	64 82							
60	A Oregon	70 77	7	H Oregon St.	47 61							
7	A Oregon St.	50 73	60	H Oregon	46 59							
78	H Utah	68 76	134	A Arizona	52 63							
78	A Utah	55 71	8	A Arizona St.	37 64							

Non-Div I Games:

Colorado

Loss, Non-Conf, S Site, H Home A Away N Neutral

Average RPI Win:	219	WON-LOST	WINNING	LAST 10	STRENGTH OF	OPP. STRENGTH	TEAM	ADJ.	CONF.	ADJ CONF.
Average RPI Loss:	30	RECORD	PCT. RANK	GAMES	SCHEDULE	OF SCHEDULE	RPI	RPI	RPI	RPI
DIV. I ONLY	22- 1	5	10- 0	237	193	44	44	19	19	
DIV. I NON-CONF.	8- 1	23	0- 0	195	151	41	41	20	20	
TOTALS	RPI 1-25	RPI 26-50	W-L RECORDS	RPI 51-100	RPI 101-150	RPI 150+				
22- 1	1- 0	0- 1	OVERALL	0- 0	2- 0	19- 0				
11- 0	1- 0	0- 0	HOME	0- 0	1- 0	9- 0				
10- 1	0- 0	0- 1	AWAY	0- 0	1- 0	9- 0				
1- 0	0- 0	0- 0	NEUTRAL	0- 0	0- 0	1- 0				
8- 1	1- 0	0- 1	NON-CONFERENCE	0- 0	0- 0	7- 0				
4- 0	1- 0	0- 0	HOME	0- 0	0- 0	3- 0				
3- 1	0- 0	0- 1	AWAY	0- 0	0- 0	3- 0				
1- 0	0- 0	0- 0	NEUTRAL	0- 0	0- 0	1- 0				
14- 0	0- 0	0- 0	CONFERENCE	0- 0	2- 0	12- 0				
7- 0	0- 0	0- 0	HOME	0- 0	1- 0	6- 0				
7- 0	0- 0	0- 0	AWAY	0- 0	1- 0	6- 0				
0- 0	0- 0	0- 0	NEUTRAL	0- 0	0- 0	0- 0				

RPI 1-25				RPI 26-50				Team's RPI: 44	RPI 51-100				RPI 101+			
RPI	S	Opponent	Score	RPI	S	Opponent	Score		RPI	S	Opponent	Score	RPI	S	Opponent	Score
12	H	BYU	61 55	30	A	Penn	48 49						145	A	Boise St.	83 51
													145	H	Boise St.	68 64
													175	A	Northern Colo.	62 46
													176	H	Colorado	64 63
													192	H	Montana	75 43
													196	A	San Jose St.	80 78
													196	H	San Jose St.	76 54
													203	A	Utah St.	69 49
													203	H	Utah St.	91 64
													212	A	UNLV	64 56
													212	H	UNLV	83 52
													233	A	Navy	82 73
													236	A	Wyoming	62 57
													236	H	Wyoming	63 42
													244	N	Morgan St.	54 36
													249	A	San Diego St.	60 57
													249	H	San Diego St.	70 54
													296	A	Denver	74 46
													323	A	Nevada	64 37
													332	H	Incarnate Word	60 37
													343	H	Air Force	71 47
LAST 12 Division I GAMES:																
236	A	Wyoming	62 57	236	H	Wyoming	63 42									
203	H	Utah St.	91 64	196	A	San Jose St.	80 78									
212	H	UNLV	83 52	343	H	Air Force	71 47									
145	A	Boise St.	83 51	203	A	Utah St.	69 49									
323	A	Nevada	64 37	249	A	San Diego St.	60 57									
249	H	San Diego St.	70 54	196	H	San Jose St.	76 54									

Non-Div I Games: Okla. Panhandle 90 45 Western St. 84 42

Colorado St.

Loss, Non-Conf, S Site, H Home A Away N Neutral

Average RPI Win:	274	WON-LOST	WINNING	LAST 10	STRENGTH OF	OPP. STRENGTH	TEAM	ADJ.	CONF.	ADJ CONF.
Average RPI Loss:	134	RECORD	PCT. RANK	GAMES	SCHEDULE	OF SCHEDULE	RPI	RPI	RPI	RPI
DIV. I ONLY	11- 13	205	1- 9	246	219	235	235	10	10	
DIV. I NON-CONF.	10- 4	86	2- 0	307	328	167	167	12	12	
TOTALS	RPI 1-25	RPI 26-50	W-L RECORDS	RPI 51-100	RPI 101-150	RPI 150+				
11- 13	0- 1	0- 2	OVERALL	0- 1	0- 3	11- 6				
7- 5	0- 0	0- 0	HOME	0- 0	0- 2	7- 3				
4- 7	0- 1	0- 2	AWAY	0- 0	0- 1	4- 3				
0- 1	0- 0	0- 0	NEUTRAL	0- 1	0- 0	0- 0				
10- 4	0- 1	0- 0	NON-CONFERENCE	0- 1	0- 1	10- 1				
6- 1	0- 0	0- 0	HOME	0- 0	0- 1	6- 0				
4- 2	0- 1	0- 0	AWAY	0- 0	0- 0	4- 1				
0- 1	0- 0	0- 0	NEUTRAL	0- 1	0- 0	0- 0				
1- 9	0- 0	0- 2	CONFERENCE	0- 0	0- 2	1- 5				
1- 4	0- 0	0- 0	HOME	0- 0	0- 1	1- 3				
0- 5	0- 0	0- 2	AWAY	0- 0	0- 1	0- 2				
0- 0	0- 0	0- 0	NEUTRAL	0- 0	0- 0	0- 0				

RPI 1-25				RPI 26-50				RPI 51-100				RPI 101+ Team's RPI: 235			
RPI	S	Opponent	Score	RPI	S	Opponent	Score	RPI	S	Opponent	Score	RPI	S	Opponent	Score
8	A	Arizona St.	49 70	30	A	Penn	51 71	98	N	Toledo	75 88	103	A	Harvard	54 84
				38	A	Princeton	54 86					103	H	Harvard	66 69
												144	H	Stony Brook	71 79
												157	A	UMBC	70 68
												164	H	Yale	77 71
												174	A	Cornell	73 84
												174	H	Cornell	59 66
												202	H	Brown	63 73
												208	A	Rhode Island	56 57
												227	A	Dartmouth	53 63
												227	H	Dartmouth	73 76
												247	H	Binghamton	71 64
												252	H	Loyola Maryland	63 53
												260	H	Saint Francis (PA)	82 78
												295	H	Vermont	73 56
												310	A	Fairleigh Dickinson	87 83
												321	A	UMass Lowell	67 57
												325	A	LIU Brooklyn	84 74
												341	H	Wagner	67 48
												344	H	NJIT	72 52
LAST 12 Division I GAMES:															
227	A	Dartmouth	53 63	103	H	Harvard	66 69								
103	A	Harvard	54 84	227	H	Dartmouth	73 76								
38	A	Princeton	54 86	174	A	Cornell	73 84								
30	A	Penn	51 71	174	H	Cornell	59 66								
202	H	Brown	63 73	344	H	NJIT	72 52								
164	H	Yale	77 71	310	A	Fairleigh Dickinson	87 83								

Non-Div I Games: Central Penn 102 18

Columbia

■ Loss,
 ■ Non-Conf, S Site,
 ■ Home
 ■ Away
 N Neutral

Average RPI Win:	301	WON-LOST	WINNING	LAST 10	STRENGTH OF	OPP. STRENGTH	TEAM	ADJ.	CONF.	ADJ CONF.
Average RPI Loss:	164	RECORD	PCT. RANK	GAMES	SCHEDULE	OF SCHEDULE	RPI	RPI	RPI	RPI
DIV. I ONLY	11- 14	214	6- 4	307	295	254	254	31	31	
DIV. I NON-CONF.	3- 8	258	0- 0	87	96	188	188	30	30	
TOTALS	RPI 1-25	RPI 26-50	W-L RECORDS	RPI 51-100	RPI 101-150	RPI 150+				
11- 14	0- 1	0- 2	OVERALL	0- 3	1- 1	10- 7				
7- 2	0- 0	0- 0	HOME	0- 0	1- 0	6- 2				
3- 11	0- 1	0- 2	AWAY	0- 2	0- 1	3- 5				
1- 1	0- 0	0- 0	NEUTRAL	0- 1	0- 0	1- 0				
3- 8	0- 1	0- 2	NON-CONFERENCE	0- 3	0- 1	3- 1				
1- 1	0- 0	0- 0	HOME	0- 0	0- 0	1- 1				
1- 6	0- 1	0- 2	AWAY	0- 2	0- 1	1- 0				
1- 1	0- 0	0- 0	NEUTRAL	0- 1	0- 0	1- 0				
8- 6	0- 0	0- 0	CONFERENCE	0- 0	1- 0	7- 6				
6- 1	0- 0	0- 0	HOME	0- 0	1- 0	5- 1				
2- 5	0- 0	0- 0	AWAY	0- 0	0- 0	2- 5				
0- 0	0- 0	0- 0	NEUTRAL	0- 0	0- 0	0- 0				

RPI 1-25				RPI 26-50				RPI 51-100				RPI 101+ Team's RPI: 254			
RPI	S	Opponent	Score	RPI	S	Opponent	Score	RPI	S	Opponent	Score	RPI	S	Opponent	Score
16	A	Syracuse	56 88	26	A	Miami (FL)	59 78	56	N	Auburn	54 69	117	A	Virginia Tech	39 72
				37	A	West Virginia	64 96	79	A	VCU	42 73	150	H	Hampton	68 64
								92	A	Virginia	40 75	157	H	UMBC	61 68
												234	H	N.C. A&T	65 59
												244	A	Morgan St.	51 72
												255	A	Bethune-Cookman	56 69
												283	A	Towson	81 69
												285	H	UMES	61 54
												292	A	Savannah St.	55 57
												294	A	Florida A&M	73 79
												299	A	South Carolina St.	63 67
												322	N	Lafayette	64 57
												329	H	Delaware St.	84 79
												330	H	Mt. St. Mary's	66 55
												333	A	Howard	83 67
												333	H	Howard	69 71
												347	A	Norfolk St.	56 47
												347	H	Norfolk St.	69 44
												349	H	N.C. Central	63 46
LAST 12 Division I GAMES:															
347	A	Norfolk St.	56 47	244	A	Morgan St.	51 72								
150	H	Hampton	68 64	285	H	UMES	61 54								
329	H	Delaware St.	84 79	349	H	N.C. Central	63 46								
333	H	Howard	69 71	234	H	N.C. A&T	65 59								
292	A	Savannah St.	55 57	294	A	Florida A&M	73 79								
299	A	South Carolina St.	63 67	255	A	Bethune-Cookman	56 69								

Non-Div I Games: Bowie St.

63 64

Coppin St.

■ Loss,
 ■ Non-Conf,
 ■ S Site,
 ■ Home
 ■ A Away
 N Neutral

Average RPI Win: 251	WON-LOST	WINNING	LAST 10	STRENGTH OF	OPP. STRENGTH	TEAM	ADJ.	CONF.	ADJ CONF.
Average RPI Loss: 136	RECORD	PCT. RANK	GAMES	SCHEDULE	OF SCHEDULE	RPI	RPI	RPI	RPI
DIV. I ONLY	13- 11	148	5- 5	225	209	174	174	10	10
DIV. I NON-CONF.	8- 6	136	1- 1	297	313	208	208	12	12
TOTALS	RPI 1-25	RPI 26-50	W-L RECORDS	RPI 51-100	RPI 101-150	RPI 150+			
13- 11	0- 1	0- 2	OVERALL	0- 0	0- 4	13- 4			
10- 2	0- 0	0- 0	HOME	0- 0	0- 2	10- 0			
3- 9	0- 1	0- 2	AWAY	0- 0	0- 2	3- 4			
0- 0	0- 0	0- 0	NEUTRAL	0- 0	0- 0	0- 0			
8- 6	0- 1	0- 0	NON-CONFERENCE	0- 0	0- 2	8- 3			
6- 1	0- 0	0- 0	HOME	0- 0	0- 1	6- 0			
2- 5	0- 1	0- 0	AWAY	0- 0	0- 1	2- 3			
0- 0	0- 0	0- 0	NEUTRAL	0- 0	0- 0	0- 0			
5- 5	0- 0	0- 2	CONFERENCE	0- 0	0- 2	5- 1			
4- 1	0- 0	0- 0	HOME	0- 0	0- 1	4- 0			
1- 4	0- 0	0- 2	AWAY	0- 0	0- 1	1- 1			
0- 0	0- 0	0- 0	NEUTRAL	0- 0	0- 0	0- 0			

RPI 1-25				RPI 26-50				RPI 51-100				RPI 101+ Team's RPI: 174			
RPI	S	Opponent	Score	RPI	S	Opponent	Score	RPI	S	Opponent	Score	RPI	S	Opponent	Score
10	A	Stanford	38 93	30	A	Penn	50 65					103	A	Harvard	63 68
				38	A	Princeton	51 71					103	H	Harvard	56 65
												139	A	Buffalo	41 59
												144	H	Stony Brook	49 58
												153	A	Marshall	47 73
												164	H	Yale	74 63
												197	H	Fairfield	59 35
												202	H	Brown	85 70
												217	A	Hartford	50 53
												227	A	Dartmouth	52 60
												227	H	Dartmouth	71 58
												235	A	Columbia	66 59
												235	H	Columbia	84 73
												245	A	Bryant	70 62
												247	H	Binghamton	64 57
												260	H	Saint Francis (PA)	75 69
												283	H	Towson	88 60
												307	H	Colgate	73 60
												329	H	Delaware St.	71 62
												333	A	Howard	74 76
												338	A	Cal St. Fullerton	59 47
LAST 12 Division I GAMES:															
103	A	Harvard	63 68	227	H	Dartmouth	71 58								
227	A	Dartmouth	52 60	103	H	Harvard	56 65								
30	A	Penn	50 65	235	H	Columbia	84 73								
38	A	Princeton	51 71	235	A	Columbia	66 59								
164	H	Yale	74 63	329	H	Delaware St.	71 62								
202	H	Brown	85 70	333	A	Howard	74 76								

Non-Div I Games:

Cornell

■ Loss,
 ■ Non-Conf, S Site,
 ■ Home
 ■ Away
 N Neutral

Creighton

Through Games Of Feb. 22, 2016

Average RPI Win:	166	WON-LOST	WINNING	LAST 10	STRENGTH OF	OPP. STRENGTH	TEAM	ADJ.	CONF.	ADJ CONF.
Average RPI Loss:	98	RECORD	PCT. RANK	GAMES	SCHEDULE	OF SCHEDULE	RPI	RPI	RPI	RPI
DIV. I ONLY	13- 15	195	4- 6	98	71	140	140	6	6	
DIV. I NON-CONF.	6- 6	160	0- 0	138	116	141	141	6	6	
TOTALS	RPI 1-25	RPI 26-50	W-L RECORDS	RPI 51-100	RPI 101-150	RPI 150+				
13- 15	0- 2	2- 2	OVERALL	1- 6	2- 3	8- 2				
8- 5	0- 1	1- 2	HOME	1- 2	2- 0	4- 0				
3- 9	0- 1	1- 0	AWAY	0- 4	0- 2	2- 2				
2- 1	0- 0	0- 0	NEUTRAL	0- 0	0- 1	2- 0				
6- 6	0- 0	0- 0	NON-CONFERENCE	0- 3	1- 2	5- 1				
3- 1	0- 0	0- 0	HOME	0- 1	1- 0	2- 0				
1- 4	0- 0	0- 0	AWAY	0- 2	0- 1	1- 1				
2- 1	0- 0	0- 0	NEUTRAL	0- 0	0- 1	2- 0				
7- 9	0- 2	2- 2	CONFERENCE	1- 3	1- 1	3- 1				
5- 4	0- 1	1- 2	HOME	1- 1	1- 0	2- 0				
2- 5	0- 1	1- 0	AWAY	0- 2	0- 1	1- 1				
0- 0	0- 0	0- 0	NEUTRAL	0- 0	0- 0	0- 0				

RPI 1-25				RPI 26-50				RPI 51-100				RPI 101+ Team's RPI: 140			
RPI	S	Opponent	Score	RPI	S	Opponent	Score	RPI	S	Opponent	Score	RPI	S	Opponent	Score
22	A	DePaul	63 81	33	H	Seton Hall	82 86	61	H	South Dakota St.	51 53	106	N	Northwestern	52 75
22	H	DePaul	52 78	45	H	St. John's (NY)	55 66	78	A	Utah	58 74	107	H	UNI	69 61
				50	A	Villanova	65 62	82	A	Nebraska	63 65	109	A	Drake	72 81
				50	H	Villanova	53 48	88	A	Marquette	72 79	148	A	Xavier	55 57
								88	H	Marquette	83 81	148	H	Xavier	74 47
								94	A	Georgetown	57 69	162	N	East Carolina	91 66
								94	H	Georgetown	44 57	170	H	Marist	89 46
												185	A	Butler	52 42
												185	H	Butler	77 49
												198	N	Eastern Wash.	66 60
												218	A	Kansas	54 67
												259	A	Omaha	69 46
												263	A	Providence	59 61
												263	H	Providence	72 48
												288	H	Wichita St.	79 54
LAST 12 Division I GAMES:															
22	H	DePaul	52 78	50	H	Villanova	53 48								
88	H	Marquette	83 81	88	A	Marquette	72 79								
263	A	Providence	59 61	22	A	DePaul	63 81								
148	A	Xavier	55 57	263	H	Providence	72 48								
185	A	Butler	52 42	185	H	Butler	77 49								
94	H	Georgetown	44 57	148	H	Xavier	74 47								

Non-Div I Games:

Creighton

Loss, Non-Conf, S Site, H Home A Away N Neutral

Average RPI Win: 233	WON-LOST	WINNING	LAST 10	STRENGTH OF	OPP. STRENGTH	TEAM	ADJ.	CONF.	ADJ CONF.
Average RPI Loss: 155	RECORD	PCT. RANK	GAMES	SCHEDULE	OF SCHEDULE	RPI	RPI	RPI	RPI
DIV. I ONLY	11- 15	222	6- 4	213	202	227	227	10	10
DIV. I NON-CONF.	5- 11	244	1- 1	305	300	301	301	12	12
TOTALS	RPI 1-25	RPI 26-50	W-L RECORDS	RPI 51-100	RPI 101-150	RPI 150+			
11- 15	0- 1	0- 2	OVERALL	0- 2	1- 2	10- 8			
4- 8	0- 0	0- 2	HOME	0- 1	0- 1	4- 4			
7- 5	0- 1	0- 0	AWAY	0- 1	1- 0	6- 3			
0- 2	0- 0	0- 0	NEUTRAL	0- 0	0- 1	0- 1			
5- 11	0- 1	0- 0	NON-CONFERENCE	0- 2	0- 1	5- 7			
2- 5	0- 0	0- 0	HOME	0- 1	0- 0	2- 4			
3- 4	0- 1	0- 0	AWAY	0- 1	0- 0	3- 2			
0- 2	0- 0	0- 0	NEUTRAL	0- 0	0- 1	0- 1			
6- 4	0- 0	0- 2	CONFERENCE	0- 0	1- 1	5- 1			
2- 3	0- 0	0- 2	HOME	0- 0	0- 1	2- 0			
4- 1	0- 0	0- 0	AWAY	0- 0	1- 0	3- 1			
0- 0	0- 0	0- 0	NEUTRAL	0- 0	0- 0	0- 0			

RPI 1-25				RPI 26-50				RPI 51-100				RPI 101+ Team's RPI: 227			
RPI	S	Opponent	Score	RPI	S	Opponent	Score	RPI	S	Opponent	Score	RPI	S	Opponent	Score
15	A	Louisville	52 94	30	H	Penn	41 56	71	H	Maine	41 59	103	A	Harvard	70 64
				38	H	Princeton	48 85	81	A	Drexel	53 69	103	H	Harvard	43 56
												141	N	Jacksonville	44 51
												161	N	McNeese St.	56 78
												164	A	Yale	68 63
												174	A	Cornell	58 71
												174	H	Cornell	60 52
												202	A	Brown	63 50
												205	A	Oakland	60 78
												208	H	Rhode Island	41 57
												217	A	Hartford	43 36
												235	A	Columbia	76 73
												235	H	Columbia	63 53
												238	H	New Hampshire	57 61
												239	A	Holy Cross	60 54
												270	H	American	41 45
												289	A	Central Conn. St.	55 59
												295	H	Vermont	54 56
												308	H	Niagara	60 47
												344	A	NJIT	46 39
												345	H	Boston U.	72 52
LAST 12 Division I GAMES:															
235	H	Columbia	63 53	174	A	Cornell	58 71								
174	H	Cornell	60 52	235	A	Columbia	76 73								
202	A	Brown	63 50	103	A	Harvard	70 64								
164	A	Yale	68 63	103	H	Harvard	43 56								
30	H	Penn	41 56	344	A	NJIT	46 39								
38	H	Princeton	48 85	289	A	Central Conn. St.	55 59								

Non-Div I Games:

Dartmouth

■ Loss,
■ Non-Conf, S Site,
■ Home
■ Away
N Neutral

Average RPI Win:	227	WON-LOST	WINNING	LAST 10	STRENGTH OF	OPP. STRENGTH	TEAM	ADJ.	CONF.	ADJ CONF.
Average RPI Loss:	96	RECORD	PCT. RANK	GAMES	SCHEDULE	OF SCHEDULE	RPI	RPI	RPI	RPI
DIV. I ONLY	11- 16	229	4- 6	105	118	167	167	7	7	
DIV. I NON-CONF.	6- 7	176	0- 0	193	166	178	178	8	8	
TOTALS	RPI 1-25	RPI 26-50	W-L RECORDS	RPI 51-100	RPI 101-150	RPI 150+				
11- 16	0- 2	0- 4	OVERALL	1- 4	0- 1	10- 5				
4- 8	0- 2	0- 2	HOME	0- 2	0- 0	4- 2				
6- 8	0- 0	0- 2	AWAY	1- 2	0- 1	5- 3				
1- 0	0- 0	0- 0	NEUTRAL	0- 0	0- 0	1- 0				
6- 7	0- 1	0- 2	NON-CONFERENCE	0- 1	0- 1	6- 2				
2- 3	0- 1	0- 0	HOME	0- 1	0- 0	2- 1				
3- 4	0- 0	0- 2	AWAY	0- 0	0- 1	3- 1				
1- 0	0- 0	0- 0	NEUTRAL	0- 0	0- 0	1- 0				
5- 9	0- 1	0- 2	CONFERENCE	1- 3	0- 0	4- 3				
2- 5	0- 1	0- 2	HOME	0- 1	0- 0	2- 1				
3- 4	0- 0	0- 0	AWAY	1- 2	0- 0	2- 2				
0- 0	0- 0	0- 0	NEUTRAL	0- 0	0- 0	0- 0				

RPI	S	Opponent	Score	RPI	S	Opponent	Score	RPI	S	Opponent	Score	RPI	S	Opponent	Score	Team's RPI: 167
18	H	Duquesne	62 77	36	H	St. Bonaventure	47 59	58	A	Saint Louis	51 88	113	A	Wake Forest	58 77	
23	H	Michigan St.	44 73	39	H	George Washington	60 79	58	H	Saint Louis	50 79	158	H	ETSU	58 65	
				40	A	James Madison	45 87	63	A	Dayton	66 77	177	A	Fordham	40 51	
				42	A	North Carolina St.	42 58	75	H	Charlotte	88 99	177	H	Fordham	69 51	
								79	A	VCU	56 50	184	H	George Mason	68 63	
												187	A	Richmond	67 59	
												201	A	Radford	68 79	
												208	A	Rhode Island	62 78	
												222	H	Massachusetts	62 66	
												226	A	Furman	69 51	
												248	A	High Point	62 60	
												253	N	Bowling Green	60 56	
												256	A	UNCW	77 50	
												274	A	La Salle	66 58	
												299	H	South Carolina St.	63 51	
												311	H	Western Caro.	64 51	
LAST 12 Division I GAMES:																
222	H	Massachusetts	62 66	39	H	George Washington	60 79									
58	A	Saint Louis	51 88	208	A	Rhode Island	62 78									
187	A	Richmond	67 59	177	H	Fordham	69 51									
18	H	Duquesne	62 77	79	A	VCU	56 50									
184	H	George Mason	68 63	36	H	St. Bonaventure	47 59									
63	A	Dayton	66 77	58	H	Saint Louis	50 79									

Non-Div I Games:

Davidson

■ Loss,
 ■ Non-Conf,
 S Site,
 ■ Home
 ■ Away
 N Neutral

Through Games of Feb. 11, 1910

Average RPI Win: 137	WON-LOST	WINNING	LAST 10	STRENGTH OF	OPP. STRENGTH	TEAM	ADJ.	CONF.	ADJ CONF.
Average RPI Loss: 59	RECORD	PCT. RANK	GAMES	SCHEDULE	OF SCHEDULE	RPI	RPI	RPI	RPI
DIV. I ONLY	13- 12	158	5- 5	9	65	63	63	7	7
DIV. I NON-CONF.	7- 4	110	0- 0	10	9	22	22	8	8
TOTALS	RPI 1-25	RPI 26-50	W-L RECORDS	RPI 51-100	RPI 101-150	RPI 150+			
13- 12	1- 3	1- 4	OVERALL	3- 3	1- 1	7- 1			
6- 5	0- 1	1- 2	HOME	1- 1	0- 1	4- 0			
5- 6	0- 1	0- 2	AWAY	1- 2	1- 0	3- 1			
2- 1	1- 1	0- 0	NEUTRAL	1- 0	0- 0	0- 0			
7- 4	1- 1	1- 1	NON-CONFERENCE	3- 1	0- 1	2- 0			
4- 1	0- 0	1- 0	HOME	1- 0	0- 1	2- 0			
1- 2	0- 0	0- 1	AWAY	1- 1	0- 0	0- 0			
2- 1	1- 1	0- 0	NEUTRAL	1- 0	0- 0	0- 0			
6- 8	0- 2	0- 3	CONFERENCE	0- 2	1- 0	5- 1			
2- 4	0- 1	0- 2	HOME	0- 1	0- 0	2- 0			
4- 4	0- 1	0- 1	AWAY	0- 1	1- 0	3- 1			
0- 0	0- 0	0- 0	NEUTRAL	0- 0	0- 0	0- 0			

RPI S	Opponent	Score	RPI S	Opponent	Score	RPI S	Opponent	Score	RPI S	Opponent	Score
10 N	Stanford	66 74	27 A	Green Bay	52 68	57 A	Purdue	58 61	104 A	Saint Joseph's	71 61
15 N	Louisville	79 66	36 H	St. Bonaventure	54 59	58 A	Saint Louis	56 70	108 H	Gonzaga	47 57
18 A	Duquesne	58 89	38 H	Princeton	85 81	71 N	Maine	58 37	164 H	Yale	81 75
18 H	Duquesne	72 76	39 A	George Washington	62 72	79 H	VCU	72 74	167 H	Davidson	77 66
			39 H	George Washington	61 62	85 H	Vanderbilt	81 56	181 H	Wisconsin	87 64
						98 A	Toledo	83 57	184 H	George Mason	81 58
									187 A	Richmond	60 48
									208 A	Rhode Island	67 53
									222 A	Massachusetts	69 76
									274 A	La Salle	67 51
LAST 12 Division I GAMES:											
18 H	Duquesne	72 76	274 A	La Salle	67 51						
222 A	Massachusetts	69 76	104 A	Saint Joseph's	71 61						
39 A	George Washington	62 72	36 H	St. Bonaventure	54 59						
184 H	George Mason	81 58	58 A	Saint Louis	56 70						
208 A	Rhode Island	67 53	79 H	VCU	72 74						
167 H	Davidson	77 66	39 H	George Washington	61 62						

Non-Div I Games:

Dayton

■ Loss,
 ■ Non-Conf,
 ■ S Site,
 ■ H Home
 ■ A Away
 N Neutral

Average RPI Win:	140	WON-LOST	WINNING	LAST 10	STRENGTH OF	OPP. STRENGTH	TEAM	ADJ.	CONF.	ADJ CONF.
Average RPI Loss:	47	RECORD	PCT. RANK	GAMES	SCHEDULE	OF SCHEDULE	RPI	RPI	RPI	RPI
DIV. I ONLY	23- 7	43	7- 2	31	67	22	22	6	6	
DIV. I NON-CONF.	8- 5	120	0- 1	14	40	48	48	6	6	
TOTALS	RPI 1-25	RPI 26-50	W-L RECORDS	RPI 51-100	RPI 101-150	RPI 150+				
23- 7	1- 3	6- 2	OVERALL	3- 1	6- 0	7- 1				
13- 4	0- 1	3- 2	HOME	2- 0	3- 0	5- 1				
10- 3	1- 2	3- 0	AWAY	1- 1	3- 0	2- 0				
0- 0	0- 0	0- 0	NEUTRAL	0- 0	0- 0	0- 0				
8- 5	1- 3	2- 0	NON-CONFERENCE	0- 1	2- 0	3- 1				
6- 2	0- 1	2- 0	HOME	0- 0	1- 0	3- 1				
2- 3	1- 2	0- 0	AWAY	0- 1	1- 0	0- 0				
0- 0	0- 0	0- 0	NEUTRAL	0- 0	0- 0	0- 0				
15- 2	0- 0	4- 2	CONFERENCE	3- 0	4- 0	4- 0				
7- 2	0- 0	1- 2	HOME	2- 0	2- 0	2- 0				
8- 0	0- 0	3- 0	AWAY	1- 0	2- 0	2- 0				
0- 0	0- 0	0- 0	NEUTRAL	0- 0	0- 0	0- 0				

RPI	S	Opponent	Score	RPI	S	Opponent	Score	RPI	S	Opponent	Score	RPI	S	Opponent	Score
1	A	Notre Dame	90 95	33	A	Seton Hall	86 74	61	A	South Dakota St.	79 88	106	A	Northwestern	77 64
3	A	Baylor	72 86	33	H	Seton Hall	74 83	88	H	Marquette	91 86	136	H	Southern Ill.	105 61
4	H	UConn	70 86	36	H	St. Bonaventure	77 54	94	A	Georgetown	80 66	140	A	Creighton	78 52
13	A	Texas A&M	80 66	45	A	St. John's (NY)	71 61	94	H	Georgetown	75 53	140	H	Creighton	81 63
				45	H	St. John's (NY)	77 71					148	A	Xavier	70 53
				46	H	Indiana	84 69					148	H	Xavier	82 52
				50	A	Villanova	75 47					178	H	Loyola Chicago	75 88
				50	H	Villanova	60 64					185	A	Butler	61 54
												185	H	Butler	102 63
												263	A	Providence	91 68
												263	H	Providence	96 50
												307	H	Colgate	96 46
												319	H	Illinois St.	89 41
												340	H	Chicago St.	88 42
LAST 12 Division I GAMES:															
3	A	Baylor	72 86	50	A	Villanova	75 47								
140	A	Creighton	78 52	45	H	St. John's (NY)	77 71								
263	A	Providence	91 68	33	H	Seton Hall	74 83								
185	H	Butler	102 63	263	H	Providence	96 50								
148	H	Xavier	82 52	140	H	Creighton	81 63								
94	A	Georgetown	80 66	148	A	Xavier	70 53								






















































Non-Div I Games:

DePaul

Delaware





Through Games Of Feb. 22, 2016

Average RPI Win: 227	WON-LOST	WINNING	LAST 10	STRENGTH OF	OPP. STRENGTH	TEAM	ADJ.	CONF.	ADJ CONF.
Average RPI Loss: 122	RECORD	PCT. RANK	GAMES	SCHEDULE	OF SCHEDULE	RPI	RPI	RPI	RPI
DIV. I ONLY	14- 12	151	5- 5	238	134	168	168	13	13
DIV. I NON-CONF.	5- 6	180	0- 0	314	180	234	234	11	11
TOTALS	RPI 1-25	RPI 26-50	W-L RECORDS	RPI 51-100	RPI 101-150	RPI 150+			
14- 12	0- 0	0- 1	OVERALL	1- 6	0- 0	13- 5			
8- 3	0- 0	0- 0	HOME	1- 2	0- 0	7- 1			
5- 8	0- 0	0- 1	AWAY	0- 4	0- 0	5- 3			
1- 1	0- 0	0- 0	NEUTRAL	0- 0	0- 0	1- 1			
5- 6	0- 0	0- 0	NON-CONFERENCE	0- 2	0- 0	5- 4			
2- 1	0- 0	0- 0	HOME	0- 0	0- 0	2- 1			
2- 4	0- 0	0- 0	AWAY	0- 2	0- 0	2- 2			
1- 1	0- 0	0- 0	NEUTRAL	0- 0	0- 0	1- 1			
9- 6	0- 0	0- 1	CONFERENCE	1- 4	0- 0	8- 1			
6- 2	0- 0	0- 0	HOME	1- 2	0- 0	5- 0			
3- 4	0- 0	0- 1	AWAY	0- 2	0- 0	3- 1			
0- 0	0- 0	0- 0	NEUTRAL	0- 0	0- 0	0- 0			

RPI S	Opponent	Score	RPI S	Opponent	Score	RPI S	Opponent	Score	RPI S	Opponent	Score	Team's RPI: 168
			40  James Madison	55  75		74  Hofstra	49  58		159  Northeastern	54  57		
						74  Hofstra	54 47		159  Northeastern	59 52		
						81  Drexel	43  47		162  East Carolina	58  68		
						81  Drexel	53  54		170  Marist	56 50		
						89  Bucknell	51  80		177  Fordham	55 48		
						94  Georgetown	50  61		181 N Wisconsin	52  54		
						97  Elon	64  66		184  George Mason	83  90		
									194  William & Mary	69 53		
									194  William & Mary	67 63		
									219  Robert Morris	50  53		
									229  Col. of Charleston	63 47		
									229  Col. of Charleston	72 55		
									256  UNCW	67 59		
									283  Towson	66 62		
									283  Towson	69 64		
									295  Vermont	71 60		
									314 N North Dakota St.	62 50		
									322  Lafayette	67 47		
LAST 12 Division I GAMES:												
			74  Hofstra	54 47		81  Drexel	43  47					
			159  Northeastern	54  57		40  James Madison	55  75					
			194  William & Mary	69 53		194  William & Mary	67 63					
			229  Col. of Charleston	72 55		81  Drexel	53  54					
			97  Elon	64  66		283  Towson	69 64					
			283  Towson	66 62		229  Col. of Charleston	63 47					

Non-Div I Games:

Delaware

 Loss,  Non-Conf, S Site,  Home  Away N Neutral

Average RPI Win:	319	WON-LOST	WINNING	LAST 10	STRENGTH OF	OPP. STRENGTH	TEAM	ADJ.	CONF.	ADJ CONF.
Average RPI Loss:	200	RECORD	PCT. RANK	GAMES	SCHEDULE	OF SCHEDULE	RPI	RPI	RPI	RPI
DIV. I ONLY	8- 18	273	4- 6	324	322	329	329	31	31	
DIV. I NON-CONF.	3- 10	277	0- 0	252	251	311	311	30	30	
TOTALS	RPI 1-25	RPI 26-50	W-L RECORDS	RPI 51-100	RPI 101-150	RPI 150+				
8- 18	0- 0	0- 1	OVERALL	0- 2	0- 2	8- 13				
6- 7	0- 0	0- 0	HOME	0- 1	0- 1	6- 5				
1- 11	0- 0	0- 1	AWAY	0- 1	0- 1	1- 8				
1- 0	0- 0	0- 0	NEUTRAL	0- 0	0- 0	1- 0				
3- 10	0- 0	0- 1	NON-CONFERENCE	0- 2	0- 1	3- 6				
2- 4	0- 0	0- 0	HOME	0- 1	0- 0	2- 3				
0- 6	0- 0	0- 1	AWAY	0- 1	0- 1	0- 3				
1- 0	0- 0	0- 0	NEUTRAL	0- 0	0- 0	1- 0				
5- 8	0- 0	0- 0	CONFERENCE	0- 0	0- 1	5- 7				
4- 3	0- 0	0- 0	HOME	0- 0	0- 1	4- 2				
1- 5	0- 0	0- 0	AWAY	0- 0	0- 0	1- 5				
0- 0	0- 0	0- 0	NEUTRAL	0- 0	0- 0	0- 0				

RPI 1-25			RPI 26-50			RPI 51-100			RPI 101+			Team's RPI: 329			
RPI	S	Opponent	Score	RPI	S	Opponent	Score	RPI	S	Opponent	Score	RPI	S	Opponent	Score
				37	A	West Virginia	34 77	67	A	Temple	59 100	122	A	Pittsburgh	43 77
								74	H	Hofstra	49 66	150	H	Hampton	54 63
												174	A	Cornell	62 71
												177	A	Fordham	58 74
												189	A	Fla. Atlantic	55 83
												194	H	William & Mary	59 65
												215	H	Lehigh	49 83
												234	H	N.C. A&T	64 84
												244	A	Morgan St.	49 56
												254	A	Coppin St.	79 84
												255	A	Bethune-Cookman	35 66
												273	N	Appalachian St.	76 69
												285	H	UMES	61 70
												292	A	Savannah St.	67 59
												294	A	Florida A&M	56 86
												299	A	South Carolina St.	48 61
												299	H	South Carolina St.	79 61
												320	H	Longwood	88 63
												330	H	Mt. St. Mary's	41 54
												333	H	Howard	87 86
												341	H	Wagner	66 44
												347	H	Norfolk St.	64 61
												349	H	N.C. Central	66 56
LAST 12 Division I GAMES:															
				150	H	Hampton	54 63	299	H	South Carolina St.	79 61				
				347	H	Norfolk St.	64 61	234	H	N.C. A&T	64 84				
				254	A	Coppin St.	79 84	349	H	N.C. Central	66 56				
				285	H	UMES	61 70	292	A	Savannah St.	67 59				
				294	A	Florida A&M	56 86	299	A	South Carolina St.	48 61				
				255	A	Bethune-Cookman	35 66	333	H	Howard	87 86				

Non-Div I Games:

Delaware St.

■ Loss,
 ■ Non-Conf,
 ■ S Site,
 ■ H Home
 ■ A Away
 N Neutral

Average RPI Win: 292	WON-LOST	WINNING	LAST 10	STRENGTH OF	OPP. STRENGTH	TEAM	ADJ.	CONF.	ADJ CONF.
Average RPI Loss: 167	RECORD	PCT. RANK	GAMES	SCHEDULE	OF SCHEDULE	RPI	RPI	RPI	RPI
DIV. I ONLY	5- 23	319	1- 9	178	250	296	296	18	18
DIV. I NON-CONF.	2- 11	306	0- 0	183	293	286	286	19	19
TOTALS	RPI 1-25	RPI 26-50	W-L RECORDS	RPI 51-100	RPI 101-150	RPI 150+			
5- 23	0- 1	0- 1	OVERALL	0- 4	0- 5	5- 12			
2- 11	0- 0	0- 1	HOME	0- 2	0- 3	2- 5			
3- 10	0- 0	0- 0	AWAY	0- 0	0- 0	3- 1			
0- 2	0- 1	0- 0	NEUTRAL	0- 0	0- 0	0- 1			
2- 11	0- 1	0- 1	NON-CONFERENCE	0- 0	0- 1	2- 8			
0- 6	0- 0	0- 1	HOME	0- 0	0- 1	0- 4			
2- 3	0- 0	0- 0	AWAY	0- 0	0- 0	2- 3			
0- 2	0- 1	0- 0	NEUTRAL	0- 0	0- 0	0- 1			
3- 12	0- 0	0- 0	CONFERENCE	0- 4	0- 4	3- 4			
2- 5	0- 0	0- 0	HOME	0- 2	0- 2	2- 1			
1- 7	0- 0	0- 0	AWAY	0- 2	0- 2	1- 3			
0- 0	0- 0	0- 0	NEUTRAL	0- 0	0- 0	0- 0			

RPI 1-25				RPI 26-50				RPI 51-100				RPI 101+				Team's RPI: 296	
RPI	S	Opponent	Score	RPI	S	Opponent	Score	RPI	S	Opponent	Score	RPI	S	Opponent	Score		
1	N	Notre Dame	52 94	44	H	Colorado St.	46 74	61	A	South Dakota St.	52 80	126	A	IUPUI	75 81		
								61	H	South Dakota St.	39 76	126	H	IUPUI	54 67		
								65	A	South Dakota	60 85	135	H	Long Beach St.	41 48		
								65	H	South Dakota	33 79	147	A	Oral Roberts	33 65		
												147	H	Oral Roberts	56 59		
												172	N	Louisiana Tech	53 58		
												173	A	Milwaukee	56 49		
												175	H	Northern Colo.	51 60		
												199	H	Weber St.	49 61		
												220	H	Ill.-Chicago	46 56		
												228	A	Western Ill.	60 63		
												228	H	Western Ill.	69 80		
												236	H	Wyoming	64 75		
												257	A	Seattle	51 59		
												259	A	Omaha	55 67		
												266	A	Pepperdine	60 64		
												302	A	UMKC	58 68		
												314	A	North Dakota St.	55 45		
												314	H	North Dakota St.	64 53		
												316	A	IPFW	49 61		
												316	H	IPFW	53 50		
												343	A	Air Force	57 48		
LAST 12 Division I GAMES:																	
314	A	North Dakota St.	55 45	316	A	IPFW	49 61	126	A	IUPUI	75 81						
61	A	South Dakota St.	52 80	147	A	Oral Roberts	33 65	259	A	Omaha	55 67						
126	H	IUPUI	54 67	228	A	Western Ill.	60 63	316	H	IPFW	53 50						
228	H	Western Ill.	69 80	65	H	South Dakota	33 79										
147	H	Oral Roberts	56 59														

Non-Div I Games:

Denver

■ Loss,
 ■ Non-Conf, S Site,
 ■ Home
 ■ Away
 N Neutral

RPI 1-25				RPI 26-50				RPI 51-100				RPI 101+ Team's RPI: 154			
RPI	S	Opponent	Score	RPI	S	Opponent	Score	RPI	S	Opponent	Score	RPI	S	Opponent	Score
11	A	Maryland	41 97	27	A	Green Bay	36 58	66	H	Michigan	61 88	115	A	Western Mich.	66 70
23	A	Michigan St.	42 81	36	A	St. Bonaventure	73 84	91	H	Eastern Mich.	68 85	131	A	Youngstown St.	69 68
								100	A	Wright St.	95 93	131	H	Youngstown St.	70 72
								100	H	Wright St.	71 89	138	A	Northern Ky.	60 81
												138	H	Northern Ky.	66 65
												173	A	Milwaukee	89 79
												195	H	Cincinnati	77 68
												205	H	Oakland	73 79
												220	A	Ill.-Chicago	89 80
												220	H	Ill.-Chicago	51 65
												243	A	Valparaiso	72 66
												243	H	Valparaiso	85 65
												277	A	Cleveland St.	66 60
												277	H	Cleveland St.	82 68
												304	H	Bradley	67 75
												308	H	Niagara	80 75
												316	H	IPFW	64 63
LAST 12 Division I GAMES:															
				100	A	Wright St.	95 93	27	A	Green Bay	36 58				
				138	A	Northern Ky.	60 81	173	A	Milwaukee	89 79				
				243	H	Valparaiso	85 65	205	H	Oakland	73 79				
				220	H	Ill.-Chicago	51 65	138	H	Northern Ky.	66 65				
				131	A	Youngstown St.	69 68	100	H	Wright St.	71 89				
				277	A	Cleveland St.	66 60	220	A	Ill.-Chicago	89 80				

Detroit

Page 69

Average RPI Win: 209	WON-LOST	WINNING	LAST 10	STRENGTH OF	OPP. STRENGTH	TEAM	ADJ.	CONF.	ADJ CONF.
Average RPI Loss: 121	RECORD	PCT. RANK	GAMES	SCHEDULE	OF SCHEDULE	RPI	RPI	RPI	RPI
DIV. I ONLY	16- 8	77	7- 3	192	158	109	109	21	21
DIV. I NON-CONF.	6- 4	125	0- 0	110	58	95	95	17	17
TOTALS	RPI 1-25	RPI 26-50	W-L RECORDS	RPI 51-100	RPI 101-150	RPI 150+			
16- 8	0- 0	0- 1	OVERALL	3- 2	2- 3	11- 2			
8- 3	0- 0	0- 1	HOME	2- 0	2- 2	4- 0			
7- 5	0- 0	0- 0	AWAY	1- 2	0- 1	6- 2			
1- 0	0- 0	0- 0	NEUTRAL	0- 0	0- 0	1- 0			
6- 4	0- 0	0- 1	NON-CONFERENCE	1- 2	2- 0	3- 1			
3- 1	0- 0	0- 1	HOME	1- 0	2- 0	0- 0			
2- 3	0- 0	0- 0	AWAY	0- 2	0- 0	2- 1			
1- 0	0- 0	0- 0	NEUTRAL	0- 0	0- 0	1- 0			
10- 4	0- 0	0- 0	CONFERENCE	2- 0	0- 3	8- 1			
5- 2	0- 0	0- 0	HOME	1- 0	0- 2	4- 0			
5- 2	0- 0	0- 0	AWAY	1- 0	0- 1	4- 1			
0- 0	0- 0	0- 0	NEUTRAL	0- 0	0- 0	0- 0			

RPI S	Opponent	Score	RPI S	Opponent	Score	RPI S	Opponent	Score	RPI S	Opponent	Score	Team's RPI: 109
27	H Green Bay	61 86	55	A Iowa	76 89	107	A UNI	74 85	107	H UNI	73 79	
			65	A South Dakota	87 92	107	H UNI	73 63	114	H North Dakota	73 63	
			90	A Missouri St.	82 75	136	H Southern Ill.	67 77	140	H Creighton	81 72	
			90	H Missouri St.	95 72	178	A Loyola Chicago	81 65	181	A Wisconsin	89 70	
			96	H Iowa St.	74 70	190	N Tulsa	91 80	209	A Indiana St.	53 68	
						209	H Indiana St.	80 55	212	A UNLV	76 68	
						261	A Northern Ill.	73 87	288	A Wichita St.	87 56	
						288	H Wichita St.	81 59	304	A Bradley	76 64	
						319	A Illinois St.	98 58	319	H Illinois St.	76 41	
						327	H Evansville	94 52				
LAST 12 Division I GAMES:												
107	A UNI	74 85	304	A Bradley	76 64							
209	A Indiana St.	53 68	107	H UNI	73 79							
319	A Illinois St.	98 58	319	H Illinois St.	76 41							
90	H Missouri St.	95 72	209	H Indiana St.	80 55							
288	H Wichita St.	81 59	288	A Wichita St.	87 56							
178	A Loyola Chicago	81 65	90	A Missouri St.	82 75							

Non-Div I Games: William Penn 100 61

Drake

■ Loss,
 ■ Non-Conf, S Site,
 ■ Home
 ■ Away
 N Neutral

Average RPI Win:	166	WON-LOST	WINNING	LAST 10	STRENGTH OF	OPP. STRENGTH	TEAM	ADJ.	CONF.	ADJ CONF.
Average RPI Loss:	89	RECORD	PCT. RANK	GAMES	SCHEDULE	OF SCHEDULE	RPI	RPI	RPI	RPI
DIV. I ONLY	15- 11	129	8- 2	65	107	81	81	13	13	
DIV. I NON-CONF.	4- 7	222	0- 0	13	54	114	114	11	11	
TOTALS	RPI 1-25	RPI 26-50	W-L RECORDS	RPI 51-100	RPI 101-150	RPI 150+				
15- 11	0- 1	1- 5	OVERALL	4- 1	1- 1	9- 3				
9- 3	0- 0	1- 1	HOME	3- 1	0- 0	5- 1				
6- 6	0- 1	0- 3	AWAY	1- 0	1- 1	4- 1				
0- 2	0- 0	0- 1	NEUTRAL	0- 0	0- 0	0- 1				
4- 7	0- 1	1- 3	NON-CONFERENCE	1- 1	1- 1	1- 1				
3- 1	0- 0	1- 0	HOME	1- 1	0- 0	1- 0				
1- 4	0- 1	0- 2	AWAY	0- 0	1- 1	0- 0				
0- 2	0- 0	0- 1	NEUTRAL	0- 0	0- 0	0- 1				
11- 4	0- 0	0- 2	CONFERENCE	3- 0	0- 0	8- 2				
6- 2	0- 0	0- 1	HOME	2- 0	0- 0	4- 1				
5- 2	0- 0	0- 1	AWAY	1- 0	0- 0	4- 1				
0- 0	0- 0	0- 0	NEUTRAL	0- 0	0- 0	0- 0				

RPI 1-25				RPI 26-50				RPI 51-100				Team's RPI: 81	RPI 101+			
RPI	S	Opponent	Score	RPI	S	Opponent	Score	RPI	S	Opponent	Score		RPI	S	Opponent	Score
16	A	Syracuse	62 83	30	A	Penn	67 72	74	H	Hofstra	67 64		104	A	Saint Joseph's	46 53
				35	A	South Fla.	58 73	85	H	Vanderbilt	64 74		150	A	Hampton	57 36
				36	H	St. Bonaventure	58 46	97	A	Elon	54 47		159	A	Northeastern	53 49
				40	A	James Madison	56 67	97	H	Elon	74 31		159	H	Northeastern	65 73
				40	H	James Madison	55 59	99	H	Quinnipiac	62 49		168	A	Delaware	54 53
				50	N	Villanova	55 67						168	H	Delaware	47 43
LAST 12 Division I GAMES:																
				97	A	Elon	54 47	168	H	Delaware	47 43					
				283	H	Towson	56 40	74	H	Hofstra	67 64					
				256	H	UNCW	66 60	159	A	Northeastern	53 49					
				40	H	James Madison	55 59	168	A	Delaware	54 53					
				229	A	Col. of Charleston	46 49	97	H	Elon	74 31					
				256	A	UNCW	71 57	40	A	James Madison	56 67					

Non-Div I Games:

Drexel

■ Loss,
 ■ Non-Conf,
 ■ S Site,
 ■ H Home
 ■ A Away
 N Neutral

Average RPI Win: 166	WON-LOST	WINNING	LAST 10	STRENGTH OF	OPP. STRENGTH	TEAM	ADJ.	CONF.	ADJ CONF.
Average RPI Loss: 45	RECORD	PCT. RANK	GAMES	SCHEDULE	OF SCHEDULE	RPI	RPI	RPI	RPI
DIV. I ONLY	23- 3	11	8- 2	87	117	18	18	7	7
DIV. I NON-CONF.	11- 1	16	0- 0	142	246	21	21	8	8
TOTALS	RPI 1-25	RPI 26-50	W-L RECORDS	RPI 51-100	RPI 101-150	RPI 150+			
23- 3	0- 0	3- 2	OVERALL	4- 1	3- 0	13- 0			
10- 1	0- 0	3- 1	HOME	1- 0	1- 0	5- 0			
12- 2	0- 0	0- 1	AWAY	3- 1	2- 0	7- 0			
1- 0	0- 0	0- 0	NEUTRAL	0- 0	0- 0	1- 0			
11- 1	0- 0	2- 1	NON-CONFERENCE	1- 0	2- 0	6- 0			
4- 0	0- 0	2- 0	HOME	0- 0	0- 0	2- 0			
6- 1	0- 0	0- 1	AWAY	1- 0	2- 0	3- 0			
1- 0	0- 0	0- 0	NEUTRAL	0- 0	0- 0	1- 0			
12- 2	0- 0	1- 1	CONFERENCE	3- 1	1- 0	7- 0			
6- 1	0- 0	1- 1	HOME	1- 0	1- 0	3- 0			
6- 1	0- 0	0- 0	AWAY	2- 1	0- 0	4- 0			
0- 0	0- 0	0- 0	NEUTRAL	0- 0	0- 0	0- 0			

RPI 1-25			Team's RPI: 18			RPI 26-50			RPI 51-100			RPI 101+			
RPI	S	Opponent	Score	RPI	S	Opponent	Score	RPI	S	Opponent	Score	RPI	S	Opponent	Score
				29	H	Ohio	64 47	58	A	Saint Louis	81 84	104	H	Saint Joseph's	73 59
				36	H	St. Bonaventure	74 62	63	A	Dayton	76 72	122	A	Pittsburgh	79 65
				38	A	Princeton	66 94	63	H	Dayton	89 58	139	A	Buffalo	79 62
				39	H	George Washington	52 70	79	A	VCU	71 67	167	A	Davidson	77 62
				45	H	St. John's (NY)	76 57	84	A	Central Mich.	68 49	177	H	Fordham	55 40
												182	A	New Mexico	78 69
												184	A	George Mason	72 56
												187	A	Richmond	65 44
												208	A	Rhode Island	79 70
												208	H	Rhode Island	61 56
												222	H	Massachusetts	73 64
												234	N	N.C. A&T	81 67
												285	H	UMES	95 59
												322	A	Lafayette	73 65
												333	H	Howard	86 62
												336	A	Saint Peter's	63 38
LAST 12 Division I GAMES:															
				63	A	Dayton	76 72	79	A	VCU	71 67				
				58	A	Saint Louis	81 84	187	A	Richmond	65 44				
				104	H	Saint Joseph's	73 59	36	H	St. Bonaventure	74 62				
				208	H	Rhode Island	61 56	39	H	George Washington	52 70				
				167	A	Davidson	77 62	208	A	Rhode Island	79 70				
				222	H	Massachusetts	73 64	177	H	Fordham	55 40				

Non-Div I Games: Slippery Rock 79 54

Duquesne

Average RPI Win:	242	WON-LOST	WINNING	LAST 10	STRENGTH OF	OPP. STRENGTH	TEAM	ADJ.	CONF.	ADJ CONF.
Average RPI Loss:	126	RECORD	PCT. RANK	GAMES	SCHEDULE	OF SCHEDULE	RPI	RPI	RPI	RPI
DIV. I ONLY	13- 12	158	6- 4	204	189	158	158	17	17	
DIV. I NON-CONF.	5- 7	198	0- 0	152	142	148	148	15	15	
TOTALS	RPI 1-25	RPI 26-50	W-L RECORDS	RPI 51-100	RPI 101-150	RPI 150+				
13- 12	0- 1	0- 0	OVERALL	0- 3	3- 5	10- 3				
7- 3	0- 0	0- 0	HOME	0- 1	1- 2	6- 0				
6- 9	0- 1	0- 0	AWAY	0- 2	2- 3	4- 3				
0- 0	0- 0	0- 0	NEUTRAL	0- 0	0- 0	0- 0				
5- 7	0- 1	0- 0	NON-CONFERENCE	0- 2	2- 2	3- 2				
3- 0	0- 0	0- 0	HOME	0- 0	1- 0	2- 0				
2- 7	0- 1	0- 0	AWAY	0- 2	1- 2	1- 2				
0- 0	0- 0	0- 0	NEUTRAL	0- 0	0- 0	0- 0				
8- 5	0- 0	0- 0	CONFERENCE	0- 1	1- 3	7- 1				
4- 3	0- 0	0- 0	HOME	0- 1	0- 2	4- 0				
4- 2	0- 0	0- 0	AWAY	0- 0	1- 1	3- 1				
0- 0	0- 0	0- 0	NEUTRAL	0- 0	0- 0	0- 0				

RPI 1-25				RPI 26-50				RPI 51-100				RPI 101+ Team's RPI: 158			
RPI	S	Opponent	Score	RPI	S	Opponent	Score	RPI	S	Opponent	Score	RPI	S	Opponent	Score
24	A	Tennessee	49 85					51	H	Chattanooga	57 65	111	A	Mercer	55 53
								85	A	Vanderbilt	39 65	111	H	Mercer	45 61
								97	A	Elon	38 50	112	A	Samford	47 55
												112	H	Samford	51 56
												113	A	Wake Forest	52 69
												119	A	Iona	50 56
												120	H	UNC Asheville	74 68
												143	A	Old Dominion	56 52
												167	A	Davidson	65 58
												183	A	Eastern Ky.	41 64
												226	A	Furman	77 81
												226	H	Furman	68 64
												269	H	Austin Peay	80 76
												273	A	Appalachian St.	52 70
												281	H	Campbell	70 55
												297	A	UNCG	80 77
												297	H	UNCG	89 73
												306	A	Wofford	70 54
												306	H	Wofford	70 69
												311	A	Western Caro.	45 43
												311	H	Western Caro.	74 62
LAST 12 Division I GAMES:															
112	H	Samford	51 56	51	H	Chattanooga	57 65								
111	H	Mercer	45 61	111	A	Mercer	55 53								
297	A	UNCG	80 77	112	A	Samford	47 55								
311	A	Western Caro.	45 43	311	H	Western Caro.	74 62								
226	H	Furman	68 64	297	H	UNCG	89 73								
306	H	Wofford	70 69	306	A	Wofford	70 54								

Non-Div I Games: Armstrong St. 62 52 Lees-McRae 73 46 Brevard 69 46

ETSU

Loss, Non-Conf, S Site, H Home A Away N Neutral

East Carolina

Through Games Of Feb. 22, 2016

Average RPI Win:	243	WON-LOST	WINNING	LAST 10	STRENGTH OF	OPP. STRENGTH	TEAM	ADJ.	CONF.	ADJ CONF.
Average RPI Loss:	79	RECORD	PCT. RANK	GAMES	SCHEDULE	OF SCHEDULE	RPI	RPI	RPI	RPI
DIV. I ONLY	10- 17	250	2- 8	68	106	162	162	9	9	
DIV. I NON-CONF.	6- 6	160	0- 0	35	232	110	110	7	7	
TOTALS	RPI 1-25	RPI 26-50	W-L RECORDS	RPI 51-100	RPI 101-150	RPI 150+				
10- 17	0- 3	0- 3	OVERALL	0- 5	0- 3	10- 3				
4- 6	0- 1	0- 1	HOME	0- 2	0- 1	4- 1				
4- 6	0- 1	0- 1	AWAY	0- 2	0- 0	4- 2				
2- 5	0- 1	0- 1	NEUTRAL	0- 1	0- 2	2- 0				
6- 6	0- 1	0- 1	NON-CONFERENCE	0- 2	0- 2	6- 0				
2- 0	0- 0	0- 0	HOME	0- 0	0- 0	2- 0				
2- 1	0- 0	0- 0	AWAY	0- 1	0- 0	2- 0				
2- 5	0- 1	0- 1	NEUTRAL	0- 1	0- 2	2- 0				
4- 11	0- 2	0- 2	CONFERENCE	0- 3	0- 1	4- 3				
2- 6	0- 1	0- 1	HOME	0- 2	0- 1	2- 1				
2- 5	0- 1	0- 1	AWAY	0- 1	0- 0	2- 2				
0- 0	0- 0	0- 0	NEUTRAL	0- 0	0- 0	0- 0				

RPI 1-25				RPI 26-50				RPI 51-100				RPI 101+ Team's RPI: 162			
RPI	S	Opponent	Score	RPI	S	Opponent	Score	RPI	S	Opponent	Score	RPI	S	Opponent	Score
2	N	South Carolina	57 88	29	N	Ohio	61 64	51	N	Chattanooga	61 72	105	H	Memphis	78 79
4	A	UConn	46 92	35	A	South Fla.	54 75	56	A	Auburn	69 83	106	N	Northwestern	75 78
4	H	UConn	41 84	35	H	South Fla.	59 61	67	H	Temple	63 83	140	N	Creighton	66 91
								83	A	Tulane	73 78	168	A	Delaware	68 58
								83	H	Tulane	51 66	171	A	SMU	67 74
												190	A	Tulsa	79 81
												190	H	Tulsa	54 55
												195	H	Cincinnati	63 60
												198	N	Eastern Wash.	80 62
												207	N	UTRGV	70 59
												214	H	Presbyterian	84 57
												268	A	UCF	71 56
												278	A	Houston	68 59
												278	H	Houston	76 70
												312	H	Alcorn	87 58
												313	A	A&M-Corpus Christi	82 46
LAST 12 Division I GAMES:															
		4	H	UConn	41	84				67	H	Temple	63	83	
		278	A	Houston	68	59				83	A	Tulane	73	78	
		105	H	Memphis	78	79				195	H	Cincinnati	63	60	
		171	A	SMU	67	74				35	A	South Fla.	54	75	
		4	A	UConn	46	92				278	H	Houston	76	70	
		190	H	Tulsa	54	55				268	A	UCF	71	56	

Non-Div I Games:

East Carolina

Loss, Non-Conf, S Site, H Home A Away N Neutral

Average RPI Win: 200		WON-LOST	WINNING	LAST 10	STRENGTH OF	OPP. STRENGTH	TEAM	ADJ.	CONF.	ADJ CONF.
Average RPI Loss: 207		RECORD	PCT. RANK	GAMES	SCHEDULE	OF SCHEDULE	RPI	RPI	RPI	RPI
DIV. I ONLY		3- 23	339	2- 8	243	287	339	339	24	24
DIV. I NON-CONF.		1- 11	336	0- 0	167	314	319	319	24	24
TOTALS	RPI 1-25		RPI 26-50		W-L RECORDS		RPI 51-100		RPI 101-150	RPI 150+
3- 23	0- 0		0- 0		OVERALL		0- 2		1- 2	2- 19
3- 9	0- 0		0- 0		HOME		0- 1		1- 0	2- 8
0- 14	0- 0		0- 0		AWAY		0- 1		0- 2	0- 11
0- 0	0- 0		0- 0		NEUTRAL		0- 0		0- 0	0- 0
1- 11	0- 0		0- 0		NON-CONFERENCE		0- 1		1- 1	0- 9
1- 4	0- 0		0- 0		HOME		0- 0		1- 0	0- 4
0- 7	0- 0		0- 0		AWAY		0- 1		0- 1	0- 5
0- 0	0- 0		0- 0		NEUTRAL		0- 0		0- 0	0- 0
2- 12	0- 0		0- 0		CONFERENCE		0- 1		0- 1	2- 10
2- 5	0- 0		0- 0		HOME		0- 1		0- 0	2- 4
0- 7	0- 0		0- 0		AWAY		0- 0		0- 1	0- 6
0- 0	0- 0		0- 0		NEUTRAL		0- 0		0- 0	0- 0

RPI 1-25				RPI 26-50				RPI 51-100				RPI 101+				Team's RPI: 339	
RPI	S	Opponent	Score	RPI	S	Opponent	Score	RPI	S	Opponent	Score	RPI	S	Opponent	Score		
								58	A	Saint Louis	47	78	101	A	Belmont	61	89
								87	H	UT Martin	39	65	105	A	Memphis	49	80
												126	H	IUPUI	77	71	
												165	A	SIUE	75	87	
												173	H	Milwaukee	71	82	
												178	H	Loyola Chicago	75	86	
												183	H	Eastern Ky.	56	75	
												191	H	Stetson	66	68	
												195	A	Cincinnati	57	70	
												204	A	Southeast Mo. St.	52	82	
												204	H	Southeast Mo. St.	64	59	
												209	A	Indiana St.	42	60	
												220	A	Ill.-Chicago	54	66	
												228	H	Western Ill.	69	92	
												259	A	Omaha	67	76	
												261	A	Northern Ill.	63	79	
												262	H	Tennessee St.	53	62	
												269	A	Austin Peay	45	80	
												269	H	Austin Peay	64	56	
												271	A	Murray St.	56	66	
												271	H	Murray St.	71	74	
												272	A	Tennessee Tech	74	81	
												291	A	Jacksonville St.	52	60	
												305	H	Morehead St.	77	85	
LAST 12 Division I GAMES:																	
				204	A	Southeast Mo. St.	52	82	269	A	Austin Peay	45	80				
				271	H	Murray St.	71	74	87	H	UT Martin	39	65				
				269	H	Austin Peay	64	56	305	H	Morehead St.	77	85				
				204	H	Southeast Mo. St.	64	59	183	H	Eastern Ky.	56	75				
				165	A	SIUE	75	87	101	A	Belmont	61	89				
				271	A	Murray St.	56	66	262	H	Tennessee St.	53	62				

Non-Div I Games:

Eastern Ill.

Loss, Non-Conf, S Site, H Home A Away N Neutral

Average RPI Win:	256	WON-LOST	WINNING	LAST 10	STRENGTH OF	OPP. STRENGTH	TEAM	ADJ.	CONF.	ADJ CONF.
Average RPI Loss:	157	RECORD	PCT. RANK	GAMES	SCHEDULE	OF SCHEDULE	RPI	RPI	RPI	RPI
DIV. I ONLY	13- 10	133	6- 4	267	252	183	183	24	24	
DIV. I NON-CONF.	4- 5	193	0- 0	131	176	164	164	24	24	
TOTALS	RPI 1-25	RPI 26-50	W-L RECORDS	RPI 51-100	RPI 101-150	RPI 150+				
13- 10	0- 0	0- 2	OVERALL	1- 2	0- 1	12- 5				
7- 3	0- 0	0- 0	HOME	1- 1	0- 0	6- 2				
5- 6	0- 0	0- 1	AWAY	0- 1	0- 1	5- 3				
1- 1	0- 0	0- 1	NEUTRAL	0- 0	0- 0	1- 0				
4- 5	0- 0	0- 2	NON-CONFERENCE	0- 2	0- 0	4- 1				
2- 1	0- 0	0- 0	HOME	0- 1	0- 0	2- 0				
1- 3	0- 0	0- 1	AWAY	0- 1	0- 0	1- 1				
1- 1	0- 0	0- 1	NEUTRAL	0- 0	0- 0	1- 0				
9- 5	0- 0	0- 0	CONFERENCE	1- 0	0- 1	8- 4				
5- 2	0- 0	0- 0	HOME	1- 0	0- 0	4- 2				
4- 3	0- 0	0- 0	AWAY	0- 0	0- 1	4- 2				
0- 0	0- 0	0- 0	NEUTRAL	0- 0	0- 0	0- 0				

RPI 1-25				RPI 26-50				RPI 51-100				RPI 101+ Team's RPI: 183			
RPI	S	Opponent	Score	RPI	S	Opponent	Score	RPI	S	Opponent	Score	RPI	S	Opponent	Score
				42	N	North Carolina St.	62 73	87	H	UT Martin	70 61	101	A	Belmont	61 72
				49	A	Western Ky.	60 76	90	A	Missouri St.	63 87	158	H	ETSU	64 41
								100	H	Wright St.	69 71	165	A	SIUE	74 89
												187	A	Richmond	62 81
												204	H	Southeast Mo. St.	56 55
												260	N	Saint Francis (PA)	88 82
												262	A	Tennessee St.	70 66
												262	H	Tennessee St.	78 67
												267	A	Miami (OH)	77 72
												269	A	Austin Peay	66 94
												271	H	Murray St.	72 60
												272	H	Tennessee Tech	72 77
												291	A	Jacksonville St.	76 50
												291	H	Jacksonville St.	54 56
												305	A	Morehead St.	89 77
												305	H	Morehead St.	100 93
												311	H	Western Caro.	91 62
												339	A	Eastern Ill.	75 56
LAST 12 Division I GAMES:															
				305	A	Morehead St.	89 77	291	H	Jacksonville St.	54 56				
				291	A	Jacksonville St.	76 50	272	H	Tennessee Tech	72 77				
				262	H	Tennessee St.	78 67	271	H	Murray St.	72 60				
				101	A	Belmont	61 72	165	A	SIUE	74 89				
				262	A	Tennessee St.	70 66	339	A	Eastern Ill.	75 56				
				305	H	Morehead St.	100 93	204	H	Southeast Mo. St.	56 55				

Non-Div I Games:	Cincinnati Christian	112	34	Davis & Elkins	73	58
------------------	----------------------	-----	----	----------------	----	----

Eastern Ky.

Loss, Non-Conf, S Site, H Home A Away N Neutral

Average RPI Win:	192	WON-LOST	WINNING	LAST 10	STRENGTH OF	OPP. STRENGTH	TEAM	ADJ.	CONF.	ADJ CONF.
Average RPI Loss:	97	RECORD	PCT. RANK	GAMES	SCHEDULE	OF SCHEDULE	RPI	RPI	RPI	RPI
DIV. I ONLY	15- 8	90	6- 4	130	140	91	91	11	11	
DIV. I NON-CONF.	7- 2	57	0- 0	140	135	51	51	13	13	
TOTALS	RPI 1-25	RPI 26-50	W-L RECORDS	RPI 51-100	RPI 101-150	RPI 150+				
15- 8	0- 1	0- 1	OVERALL	2- 3	5- 2	8- 1				
8- 3	0- 0	0- 1	HOME	2- 1	3- 1	3- 0				
7- 4	0- 1	0- 0	AWAY	0- 1	2- 1	5- 1				
0- 1	0- 0	0- 0	NEUTRAL	0- 1	0- 0	0- 0				
7- 2	0- 1	0- 0	NON-CONFERENCE	1- 1	2- 0	4- 0				
3- 0	0- 0	0- 0	HOME	1- 0	1- 0	1- 0				
4- 1	0- 1	0- 0	AWAY	0- 0	1- 0	3- 0				
0- 1	0- 0	0- 0	NEUTRAL	0- 1	0- 0	0- 0				
8- 6	0- 0	0- 1	CONFERENCE	1- 2	3- 2	4- 1				
5- 3	0- 0	0- 1	HOME	1- 1	2- 1	2- 0				
3- 3	0- 0	0- 0	AWAY	0- 1	1- 1	2- 1				
0- 0	0- 0	0- 0	NEUTRAL	0- 0	0- 0	0- 0				

RPI 1-25				RPI 26-50				RPI 51-100 Team's RPI: 91				RPI 101+			
RPI	S	Opponent	Score	RPI	S	Opponent	Score	RPI	S	Opponent	Score	RPI	S	Opponent	Score
14	A	Kentucky	67 89	29	H	Ohio	64 71	66	H	Michigan	64 63	103	A	Harvard	85 81
								68	N	Abilene Christian	59 83	115	H	Western Mich.	70 66
								72	A	Ball St.	54 76	129	A	Akron	72 75
								84	H	Central Mich.	65 66	129	H	Akron	65 68
								98	H	Toledo	59 41	139	A	Buffalo	70 55
												139	H	Buffalo	67 56
												147	H	Oral Roberts	77 69
												154	A	Detroit	85 68
												207	H	UTRGV	78 56
												251	A	Monmouth	78 68
												253	A	Bowling Green	63 67
												261	A	Northern Ill.	87 80
												261	H	Northern Ill.	84 60
												267	A	Miami (OH)	70 46
												324	H	Kent St.	72 51
												343	A	Air Force	72 59
LAST 12 Division I GAMES:															
261	H	Northern Ill.	84 60	253	A	Bowling Green	63 67								
139	A	Buffalo	70 55	98	H	Toledo	59 41								
267	A	Miami (OH)	70 46	72	A	Ball St.	54 76								
115	H	Western Mich.	70 66	324	H	Kent St.	72 51								
84	H	Central Mich.	65 66	29	H	Ohio	64 71								
129	A	Akron	72 75	261	A	Northern Ill.	87 80								

Non-Div I Games: Madonna 104 45 Hillsdale 94 77

Eastern Mich.

Loss, Non-Conf, S Site, H Home A Away N Neutral

Average RPI Win:	242	WON-LOST	WINNING	LAST 10	STRENGTH OF	OPP. STRENGTH	TEAM	ADJ.	CONF.	ADJ CONF.
Average RPI Loss:	147	RECORD	PCT. RANK	GAMES	SCHEDULE	OF SCHEDULE	RPI	RPI	RPI	RPI
DIV. I ONLY	17- 9	85	7- 3	339	129	198	198	20	20	
DIV. I NON-CONF.	5- 6	180	0- 0	308	219	266	266	22	22	
TOTALS	RPI 1-25	RPI 26-50	W-L RECORDS	RPI 51-100	RPI 101-150	RPI 150+				
17- 9	0- 0	0- 0	OVERALL	0- 1	2- 5	15- 3				
10- 3	0- 0	0- 0	HOME	0- 1	1- 1	9- 1				
7- 3	0- 0	0- 0	AWAY	0- 0	1- 1	6- 0				
0- 3	0- 0	0- 0	NEUTRAL	0- 0	0- 2	0- 1				
5- 6	0- 0	0- 0	NON-CONFERENCE	0- 1	0- 4	5- 1				
3- 2	0- 0	0- 0	HOME	0- 1	0- 1	3- 0				
2- 1	0- 0	0- 0	AWAY	0- 0	0- 1	2- 0				
0- 3	0- 0	0- 0	NEUTRAL	0- 0	0- 2	0- 1				
12- 3	0- 0	0- 0	CONFERENCE	0- 0	2- 1	10- 2				
7- 1	0- 0	0- 0	HOME	0- 0	1- 0	6- 1				
5- 2	0- 0	0- 0	AWAY	0- 0	1- 1	4- 1				
0- 0	0- 0	0- 0	NEUTRAL	0- 0	0- 0	0- 0				

RPI 1-25				RPI 26-50				RPI 51-100				RPI 101+				Team's RPI: 198	
RPI	S	Opponent	Score	RPI	S	Opponent	Score	RPI	S	Opponent	Score	RPI	S	Opponent	Score		
								68	H	Abilene Christian	60	72	106	N	Northwestern	70	74
													108	A	Gonzaga	56	78
													114	A	North Dakota	69	72
													114	H	North Dakota	60	57
													137	A	Idaho	74	66
													140	N	Creighton	60	66
													145	H	Boise St.	79	84
													160	H	Montana St.	81	69
													162	N	East Carolina	62	80
													169	A	Sacramento St.	100	83
													169	H	Sacramento St.	91	94
													175	A	Northern Colo.	66	57
													175	H	Northern Colo.	59	55
													192	H	Montana	67	65
													206	H	Utah Valley	68	64
													275	A	Northern Ariz.	81	71
													275	H	Northern Ariz.	72	65
													288	A	Wichita St.	67	62
													300	H	CSUN	70	59
													315	A	Portland St.	79	81
													315	H	Portland St.	70	57
													328	A	Southern Utah	85	82
													328	H	Southern Utah	64	53
													338	A	Cal St. Fullerton	68	57
													343	H	Air Force	65	44
LAST 12 Division I GAMES:																	
				315	H	Portland St.	70	57					169	A	Sacramento St.	100	83
				169	H	Sacramento St.	91	94					315	A	Portland St.	79	81
				175	A	Northern Colo.	66	57					192	H	Montana	67	65
				114	A	North Dakota	69	72					160	H	Montana St.	81	69
				328	H	Southern Utah	64	53					275	A	Northern Ariz.	81	71
				275	H	Northern Ariz.	72	65					328	A	Southern Utah	85	82

Non-Div I Games: Eastern Ore. 64 40

Eastern Wash.

■ Loss,
■ Non-Conf,
■ S Site,
■ H Home
■ A Away
N Neutral

Average RPI Win: 191	WON-LOST	WINNING	LAST 10	STRENGTH OF	OPP. STRENGTH	TEAM	ADJ.	CONF.	ADJ CONF.
Average RPI Loss: 111	RECORD	PCT. RANK	GAMES	SCHEDULE	OF SCHEDULE	RPI	RPI	RPI	RPI
DIV. I ONLY	15- 10	112	7- 3	132	102	97	97	13	13
DIV. I NON-CONF.	6- 4	125	0- 0	48	76	49	49	11	11
TOTALS	RPI 1-25	RPI 26-50	W-L RECORDS	RPI 51-100	RPI 101-150	RPI 150+			
15- 10	0- 1	1- 2	OVERALL	2- 3	0- 1	12- 3			
8- 3	0- 0	0- 1	HOME	2- 1	0- 0	6- 1			
7- 7	0- 1	1- 1	AWAY	0- 2	0- 1	6- 2			
0- 0	0- 0	0- 0	NEUTRAL	0- 0	0- 0	0- 0			
6- 4	0- 1	1- 1	NON-CONFERENCE	1- 0	0- 1	4- 1			
3- 0	0- 0	0- 0	HOME	1- 0	0- 0	2- 0			
3- 4	0- 1	1- 1	AWAY	0- 0	0- 1	2- 1			
0- 0	0- 0	0- 0	NEUTRAL	0- 0	0- 0	0- 0			
9- 6	0- 0	0- 1	CONFERENCE	1- 3	0- 0	8- 2			
5- 3	0- 0	0- 1	HOME	1- 1	0- 0	4- 1			
4- 3	0- 0	0- 0	AWAY	0- 2	0- 0	4- 1			
0- 0	0- 0	0- 0	NEUTRAL	0- 0	0- 0	0- 0			

RPI 1-25				RPI 26-50				RPI 51-100				Team's RPI: 97	RPI 101+			
RPI	S	Opponent	Score	RPI	S	Opponent	Score	RPI	S	Opponent	Score		RPI	S	Opponent	Score
2	A	South Carolina	63 78	37	A	West Virginia	57 67	74	A	Hofstra	49 59		116	A	Liberty	63 72
				40	H	James Madison	76 81	74	H	Hofstra	61 60		158	H	ETSU	50 38
				42	A	North Carolina St.	69 66	75	H	Charlotte	90 83		159	A	Northeastern	56 54
								81	A	Drexel	31 74		159	H	Northeastern	61 67
								81	H	Drexel	47 54		168	A	Delaware	66 64
													194	H	William & Mary	73 51
													226	A	Furman	65 55
													229	A	Col. of Charleston	54 38
													229	H	Col. of Charleston	52 41
													233	A	Navy	70 73
													248	H	High Point	80 69
													256	A	UNCW	67 60
													256	H	UNCW	70 53
													270	A	American	62 54
													283	A	Towson	78 85
													283	H	Towson	80 58
LAST 12 Division I GAMES:																
				81	H	Drexel	47 54	74	A	Hofstra	49 59					
				229	A	Col. of Charleston	54 38	159	A	Northeastern	56 54					
				159	H	Northeastern	61 67	256	H	UNCW	70 53					
				283	H	Towson	80 58	229	H	Col. of Charleston	52 41					
				168	A	Delaware	66 64	81	A	Drexel	31 74					
				194	H	William & Mary	73 51	283	A	Towson	78 85					

Non-Div I Games: Lenoir-Rhyne 67 29

Elon

Average RPI Win: 291		WON-LOST	WINNING	LAST 10	STRENGTH OF	OPP. STRENGTH	TEAM	ADJ.	CONF.	ADJ CONF.
Average RPI Loss: 172		RECORD	PCT. RANK	GAMES	SCHEDULE	OF SCHEDULE	RPI	RPI	RPI	RPI
DIV. I ONLY		2- 23	344	0- 10	171	259	327	327	21	21
DIV. I NON-CONF.		1- 10	330	0- 0	94	312	276	276	17	17
TOTALS	RPI 1-25		RPI 26-50		W-L RECORDS	RPI 51-100	RPI 101-150		RPI 150+	
2- 23	0- 0		0- 0		OVERALL	0- 6	0- 6		2- 11	
1- 10	0- 0		0- 0		HOME	0- 3	0- 2		1- 5	
1- 11	0- 0		0- 0		AWAY	0- 2	0- 4		1- 5	
0- 2	0- 0		0- 0		NEUTRAL	0- 1	0- 0		0- 1	
1- 10	0- 0		0- 0		NON-CONFERENCE	0- 4	0- 2		1- 4	
0- 4	0- 0		0- 0		HOME	0- 2	0- 1		0- 1	
1- 4	0- 0		0- 0		AWAY	0- 1	0- 1		1- 2	
0- 2	0- 0		0- 0		NEUTRAL	0- 1	0- 0		0- 1	
1- 13	0- 0		0- 0		CONFERENCE	0- 2	0- 4		1- 7	
1- 6	0- 0		0- 0		HOME	0- 1	0- 1		1- 4	
0- 7	0- 0		0- 0		AWAY	0- 1	0- 3		0- 3	
0- 0	0- 0		0- 0		NEUTRAL	0- 0	0- 0		0- 0	

RPI 1-25				RPI 26-50				RPI 51-100				RPI 101+				Team's RPI: 327	
RPI	S	Opponent	Score	RPI	S	Opponent	Score	RPI	S	Opponent	Score	RPI	S	Opponent	Score		
								62	N	Santa Clara	44	62	107	A	UNI	51	62
								72	H	Ball St.	53	73	109	A	Drake	52	94
								82	A	Nebraska	40	85	126	H	IUPUI	62	68
								87	H	UT Martin	48	75	136	A	Southern Ill.	56	74
								90	A	Missouri St.	70	77	136	H	Southern Ill.	63	66
								90	H	Missouri St.	47	66	148	A	Xavier	57	65
													160	N	Montana St.	55	81
													178	A	Loyola Chicago	54	67
													178	H	Loyola Chicago	49	63
													209	H	Indiana St.	44	59
													253	A	Bowling Green	56	74
													267	A	Miami (OH)	85	91
													271	H	Murray St.	54	73
													277	A	Cleveland St.	72	63
													288	A	Wichita St.	50	58
													288	H	Wichita St.	31	44
													304	A	Bradley	52	66
													304	H	Bradley	62	46
													319	H	Illinois St.	57	64
LAST 12 Division I GAMES:																	
				90	H	Missouri St.	47	66	319	H	Illinois St.	57	64				
				288	H	Wichita St.	31	44	288	A	Wichita St.	50	58				
				136	H	Southern Ill.	63	66	90	A	Missouri St.	70	77				
				178	A	Loyola Chicago	54	67	136	A	Southern Ill.	56	74				
				304	A	Bradley	52	66	304	H	Bradley	62	46				
				209	H	Indiana St.	44	59	178	H	Loyola Chicago	49	63				

Non-Div I Games:

Evansville

Loss, Non-Conf, S Site, H Home A Away N Neutral

Average RPI Win: 215	WON-LOST	WINNING	LAST 10	STRENGTH OF	OPP. STRENGTH	TEAM	ADJ.	CONF.	ADJ CONF.
Average RPI Loss: 73	RECORD	PCT. RANK	GAMES	SCHEDULE	OF SCHEDULE	RPI	RPI	RPI	RPI
DIV. I ONLY	24- 4	16	10- 0	193	204	69	69	29	29
DIV. I NON-CONF.	11- 4	76	0- 0	59	78	53	53	28	28
TOTALS	RPI 1-25	RPI 26-50	W-L RECORDS	RPI 51-100	RPI 101-150	RPI 150+			
24- 4	0- 0	1- 3	OVERALL	2- 0	6- 0	15- 1			
11- 2	0- 0	0- 1	HOME	2- 0	2- 0	7- 1			
11- 0	0- 0	1- 0	AWAY	0- 0	2- 0	8- 0			
2- 2	0- 0	0- 2	NEUTRAL	0- 0	2- 0	0- 0			
11- 4	0- 0	1- 3	NON-CONFERENCE	2- 0	4- 0	4- 1			
4- 2	0- 0	0- 1	HOME	2- 0	1- 0	1- 1			
5- 0	0- 0	1- 0	AWAY	0- 0	1- 0	3- 0			
2- 2	0- 0	0- 2	NEUTRAL	0- 0	2- 0	0- 0			
13- 0	0- 0	0- 0	CONFERENCE	0- 0	2- 0	11- 0			
7- 0	0- 0	0- 0	HOME	0- 0	1- 0	6- 0			
6- 0	0- 0	0- 0	AWAY	0- 0	1- 0	5- 0			
0- 0	0- 0	0- 0	NEUTRAL	0- 0	0- 0	0- 0			

RPI S	Opponent	Score	RPI S	Opponent	Score	RPI S	Opponent	Score	RPI S	Opponent	Score
29	N Ohio	57 69	29	N Ohio	57 69	56	H Auburn	52 45	103	H Harvard	74 65
31	N Mississippi St.	60 65	31	N Mississippi St.	60 65	99	H Quinnipiac	71 70	115	N Western Mich.	60 42
39	A George Washington	64 60	39	A George Washington	64 60				129	A Akron	82 64
41	H Arkansas St.	48 62	41	H Arkansas St.	48 62				134	N Arizona	57 55
									141	A Jacksonville	59 55
									141	H Jacksonville	58 39
									189	H Fla. Atlantic	55 62
									191	H Stetson	61 48
									200	A USC Upstate	56 44
									200	H USC Upstate	54 43
									217	H Hartford	64 44
									234	A N.C. A&T	60 36
									263	A Providence	50 41
									292	A Kennesaw St.	78 47
									292	H Kennesaw St.	63 41
									301	A FIU	81 53
									326	A North Florida	65 38
									326	H North Florida	75 50
									331	A Lipscomb	71 39
									331	H Lipscomb	91 52
									344	A NJIT	53 32
									344	H NJIT	70 37
LAST 12 Division I GAMES:											
331	H Lipscomb	91 52	141	H Jacksonville	58 39						
292	H Kennesaw St.	63 41	326	A North Florida	65 38						
200	A USC Upstate	56 44	292	A Kennesaw St.	78 47						
344	A NJIT	53 32	331	A Lipscomb	71 39						
141	A Jacksonville	59 55	344	H NJIT	70 37						
326	H North Florida	75 50	200	H USC Upstate	54 43						

Non-Div I Games: St. Thomas (FL) 86 33

FGCU

■ Loss,
 ■ Non-Conf,
 ■ S Site,
 ■ H Home
 ■ A Away
 N Neutral

Average RPI Win:	257	WON-LOST	WINNING	LAST 10	STRENGTH OF	OPP. STRENGTH	TEAM	ADJ.	CONF.	ADJ CONF.
Average RPI Loss:	147	RECORD	PCT. RANK	GAMES	SCHEDULE	OF SCHEDULE	RPI	RPI	RPI	RPI
DIV. I ONLY	4- 22	328	2- 8	161	139	301	301	12	12	
DIV. I NON-CONF.	2- 9	296	0- 0	253	228	329	329	10	10	
TOTALS	RPI 1-25	RPI 26-50	W-L RECORDS	RPI 51-100	RPI 101-150	RPI 150+				
4- 22	0- 2	0- 2	OVERALL	0- 4	1- 3	3- 11				
3- 12	0- 1	0- 1	HOME	0- 3	1- 1	2- 6				
1- 10	0- 0	0- 0	AWAY	0- 0	0- 1	1- 1				
0- 0	0- 0	0- 0	NEUTRAL	0- 0	0- 0	0- 0				
2- 9	0- 0	0- 1	NON-CONFERENCE	0- 2	0- 2	2- 4				
2- 5	0- 0	0- 0	HOME	0- 2	0- 1	2- 2				
0- 4	0- 0	0- 1	AWAY	0- 0	0- 1	0- 2				
0- 0	0- 0	0- 0	NEUTRAL	0- 0	0- 0	0- 0				
2- 13	0- 2	0- 1	CONFERENCE	0- 2	1- 1	1- 7				
1- 7	0- 1	0- 1	HOME	0- 1	1- 0	0- 4				
1- 6	0- 1	0- 0	AWAY	0- 1	0- 1	1- 3				
0- 0	0- 0	0- 0	NEUTRAL	0- 0	0- 0	0- 0				

RPI 1-25				RPI 26-50				RPI 51-100				RPI 101+ Team's RPI: 301			
RPI	S	Opponent	Score	RPI	S	Opponent	Score	RPI	S	Opponent	Score	RPI	S	Opponent	Score
25	A	UTEP	52 70	26	A	Miami (FL)	55 83	69	H	FGCU	53 81	113	H	Wake Forest	53 57
25	H	UTEP	57 69	49	H	Western Ky.	69 71	70	H	Middle Tenn.	62 85	141	A	Jacksonville	44 80
								75	A	Charlotte	74 87	143	A	Old Dominion	49 84
								88	H	Marquette	83 95	146	H	UAB	72 61
												151	A	Southern Miss.	55 82
												153	H	Marshall	58 65
												172	A	Louisiana Tech	63 82
												189	A	Fla. Atlantic	82 87
												208	H	Rhode Island	50 68
												224	H	Rice	62 68
												225	H	North Texas	40 58
												265	A	UTSA	59 54
												265	H	UTSA	52 63
												268	A	UCF	72 89
												277	A	Cleveland St.	57 64
												288	H	Wichita St.	62 76
												294	H	Florida A&M	81 65
												321	H	UMass Lowell	71 68
LAST 12 Division I GAMES:															
224	H	Rice	62 68	143	A	Old Dominion	49 84								
225	H	North Texas	40 58	75	A	Charlotte	74 87								
265	A	UTSA	59 54	25	H	UTEP	57 69								
25	A	UTEP	52 70	265	H	UTSA	52 63								
70	H	Middle Tenn.	62 85	151	A	Southern Miss.	55 82								
146	H	UAB	72 61	172	A	Louisiana Tech	63 82								

Non-Div I Games:

FIU

Fairfield

Through Games Of Feb. 22, 2016

Average RPI Win:	248	WON-LOST	WINNING	LAST 10	STRENGTH OF	OPP. STRENGTH	TEAM	ADJ.	CONF.	ADJ CONF.
Average RPI Loss:	161	RECORD	PCT. RANK	GAMES	SCHEDULE	OF SCHEDULE	RPI	RPI	RPI	RPI
DIV. I ONLY	16- 11	120	8- 2	278	236	197	197	23	23	
DIV. I NON-CONF.	5- 4	138	0- 0	134	211	157	157	23	23	
TOTALS	RPI 1-25	RPI 26-50	W-L RECORDS	RPI 51-100	RPI 101-150	RPI 150+				
16- 11	0- 0	0- 2	OVERALL	0- 2	1- 1	15- 6				
10- 6	0- 0	0- 1	HOME	0- 2	1- 1	9- 2				
6- 5	0- 0	0- 1	AWAY	0- 0	0- 0	6- 4				
0- 0	0- 0	0- 0	NEUTRAL	0- 0	0- 0	0- 0				
5- 4	0- 0	0- 2	NON-CONFERENCE	0- 1	1- 0	4- 1				
4- 2	0- 0	0- 1	HOME	0- 1	1- 0	3- 0				
1- 2	0- 0	0- 1	AWAY	0- 0	0- 0	1- 1				
0- 0	0- 0	0- 0	NEUTRAL	0- 0	0- 0	0- 0				
11- 7	0- 0	0- 0	CONFERENCE	0- 1	0- 1	11- 5				
6- 4	0- 0	0- 0	HOME	0- 1	0- 1	6- 2				
5- 3	0- 0	0- 0	AWAY	0- 0	0- 0	5- 3				
0- 0	0- 0	0- 0	NEUTRAL	0- 0	0- 0	0- 0				

RPI S	Opponent	Score	RPI S	Opponent	Score	RPI S	Opponent	Score	RPI S	Opponent	Score	Team's RPI: 197
45	A St. John's (NY)	54 73	47	H Albany (NY)	50 62	74	H Hofstra	53 67	103	H Harvard	67 50	
						99	H Quinnipiac	55 64	119	H Iona	46 56	
									170	A Marist	63 64	
									170	H Marist	57 72	
									174	A Cornell	35 59	
									210	A Canisius	51 50	
									210	H Canisius	52 48	
									216	H Sacred Heart	61 50	
									221	A Siena	71 51	
									221	H Siena	67 55	
									231	A Manhattan	59 57	
									231	H Manhattan	55 70	
									251	A Monmouth	68 60	
									251	H Monmouth	80 70	
									252	A Loyola Maryland	71 45	
									274	H La Salle	62 59	
									286	A Rider	55 39	
									286	H Rider	63 56	
									308	A Niagara	55 56	
									308	H Niagara	61 43	
									316	H IPFW	74 62	
									336	A Saint Peter's	46 56	
									336	H Saint Peter's	76 49	
LAST 12 Division I GAMES:												
170	A Marist	63 64	251	A Monmouth	68 60							
221	A Siena	71 51	286	H Rider	63 56							
251	H Monmouth	80 70	210	H Canisius	52 48							
336	H Saint Peter's	76 49	99	H Quinnipiac	55 64							
221	H Siena	67 55	231	A Manhattan	59 57							
308	H Niagara	61 43	286	A Rider	55 39							

Non-Div I Games:

Fairfield

■ Loss,
 ■ Non-Conf,
 ■ S Site,
 ■ H Home
 ■ A Away
 N Neutral

Average RPI Win:	290	WON-LOST	WINNING	LAST 10	STRENGTH OF	OPP. STRENGTH	TEAM	ADJ.	CONF.	ADJ CONF.
Average RPI Loss:	220	RECORD	PCT. RANK	GAMES	SCHEDULE	OF SCHEDULE	RPI	RPI	RPI	RPI
DIV. I ONLY	11- 18	243	6- 4	317	337	310	310	30	30	
DIV. I NON-CONF.	3- 10	277	0- 0	251	242	315	315	32	32	
TOTALS	RPI 1-25	RPI 26-50	W-L RECORDS	RPI 51-100	RPI 101-150	RPI 150+				
11- 18	0- 0	0- 1	OVERALL	0- 1	0- 2	11- 14				
8- 8	0- 0	0- 0	HOME	0- 0	0- 0	8- 8				
2- 8	0- 0	0- 1	AWAY	0- 1	0- 1	2- 5				
1- 2	0- 0	0- 0	NEUTRAL	0- 0	0- 1	1- 1				
3- 10	0- 0	0- 1	NON-CONFERENCE	0- 1	0- 2	3- 6				
2- 5	0- 0	0- 0	HOME	0- 0	0- 0	2- 5				
0- 3	0- 0	0- 1	AWAY	0- 1	0- 1	0- 0				
1- 2	0- 0	0- 0	NEUTRAL	0- 0	0- 1	1- 1				
8- 8	0- 0	0- 0	CONFERENCE	0- 0	0- 0	8- 8				
6- 3	0- 0	0- 0	HOME	0- 0	0- 0	6- 3				
2- 5	0- 0	0- 0	AWAY	0- 0	0- 0	2- 5				
0- 0	0- 0	0- 0	NEUTRAL	0- 0	0- 0	0- 0				

RPI 1-25			RPI 26-50			RPI 51-100			RPI 101+ Team's RPI: 310		
RPI	S	Opponent	Score	RPI	S	Opponent	Score	RPI	S	Opponent	Score
				37	A	West Virginia	42 91	89	A	Bucknell	62 72
										Iona	54 77
										North Carolina	46 64
										Yale	58 77
										Brown	48 63
										Sacred Heart	61 72
										Sacred Heart	65 80
										Robert Morris	83 68
										Robert Morris	60 52
										Siena	65 81
										Grand Canyon	74 68
										Manhattan	78 85
										Columbia	83 87
										Bryant	41 70
										Monmouth	81 75
										Saint Francis (PA)	67 87
										Saint Francis (PA)	73 72
										Central Conn. St.	75 78
										UMass Lowell	67 78
										LIU Brooklyn	62 65
										LIU Brooklyn	75 58
										Mt. St. Mary's	55 71
										Mt. St. Mary's	66 53
										St. Francis Brooklyn	78 88
										St. Francis Brooklyn	65 61
										Saint Peter's	73 52
										Wagner	73 57
LAST 12 Division I GAMES:											
				341	H	Wagner	75 67	260	H	Saint Francis (PA)	73 72
				216	H	Sacred Heart	65 80	325	A	LIU Brooklyn	62 65
				330	A	Mt. St. Mary's	55 71	325	H	LIU Brooklyn	75 58
				219	H	Robert Morris	60 52	330	H	Mt. St. Mary's	66 53
				334	A	St. Francis Brooklyn	78 88	260	A	Saint Francis (PA)	67 87
				341	A	Wagner	73 57	219	A	Robert Morris	83 68

Non-Div I Games:

Fairleigh Dickinson

■ Loss,
 ■ Non-Conf,
 ■ S Site,
 ■ H Home
 ■ A Away
 N Neutral

RPI	S	Opponent	Score
341	H	Wagner	75 67

F
a
i
r
l
e
i
g
h
D
i
c
k
i
n
s
o
n

F
a
i
r
l
e
i
g
h
D
i
c
k
i
n
s
o
n

Fairleigh Dickinson

Fla. Atlantic

Through Games Of Feb. 22, 2016

Average RPI Win:	221	WON-LOST	WINNING	LAST 10	STRENGTH OF	OPP. STRENGTH	TEAM	ADJ.	CONF.	ADJ CONF.
Average RPI Loss:	118	RECORD	PCT. RANK	GAMES	SCHEDULE	OF SCHEDULE	RPI	RPI	RPI	RPI
DIV. I ONLY	11- 14	214	2- 8	88	178	189	189	12	12	
DIV. I NON-CONF.	7- 3	91	0- 0	54	315	81	81	10	10	
TOTALS	RPI 1-25	RPI 26-50	W-L RECORDS	RPI 51-100	RPI 101-150	RPI 150+				
11- 14	0- 2	0- 2	OVERALL	1- 3	1- 2	9- 5				
9- 6	0- 1	0- 1	HOME	0- 2	1- 1	8- 1				
1- 8	0- 1	0- 1	AWAY	1- 1	0- 1	0- 4				
1- 0	0- 0	0- 0	NEUTRAL	0- 0	0- 0	1- 0				
7- 3	0- 0	0- 1	NON-CONFERENCE	1- 1	1- 0	5- 1				
5- 1	0- 0	0- 0	HOME	0- 1	1- 0	4- 0				
1- 2	0- 0	0- 1	AWAY	1- 0	0- 0	0- 1				
1- 0	0- 0	0- 0	NEUTRAL	0- 0	0- 0	1- 0				
4- 11	0- 2	0- 1	CONFERENCE	0- 2	0- 2	4- 4				
4- 5	0- 1	0- 1	HOME	0- 1	0- 1	4- 1				
0- 6	0- 1	0- 0	AWAY	0- 1	0- 1	0- 3				
0- 0	0- 0	0- 0	NEUTRAL	0- 0	0- 0	0- 0				

RPI 1-25				RPI 26-50				RPI 51-100				RPI 101+ Team's RPI: 189			
RPI	S	Opponent	Score	RPI	S	Opponent	Score	RPI	S	Opponent	Score	RPI	S	Opponent	Score
25	A	UTEP	47 75	48	A	Kansas St.	53 102	65	H	South Dakota	53 76	129	H	Akron	91 77
25	H	UTEP	66 78	49	H	Western Ky.	62 81	69	A	FGCU	62 55	143	A	Old Dominion	45 85
								70	H	Middle Tenn.	73 83	146	H	UAB	62 67
								75	A	Charlotte	79 85	151	A	Southern Miss.	80 89
												153	H	Marshall	84 73
												172	A	Louisiana Tech	62 65
												173	H	Milwaukee	71 67
												192	A	Montana	69 83
												224	H	Rice	54 75
												225	H	North Texas	71 61
												255	H	Bethune-Cookman	82 60
												262	N	Tennessee St.	69 64
												265	A	UTSA	54 57
												265	H	UTSA	64 51
												267	H	Miami (OH)	68 65
												301	H	FIU	87 82
												329	H	Delaware St.	83 55
LAST 12 Division I GAMES:															
225	H	North Texas	71 61	75	A	Charlotte	79 85								
224	H	Rice	54 75	143	A	Old Dominion	45 85								
25	A	UTEP	47 75	265	H	UTSA	64 51								
265	A	UTSA	54 57	25	H	UTEP	66 78								
146	H	UAB	62 67	172	A	Louisiana Tech	62 65								
70	H	Middle Tenn.	73 83	151	A	Southern Miss.	80 89								

Non-Div I Games: Keiser 74 52

Fla. Atlantic

Loss, Non-Conf, S Site, H Home A Away N Neutral

Average RPI Win:	138	WON-LOST	WINNING	LAST 10	STRENGTH OF	OPP. STRENGTH	TEAM	ADJ.	CONF.	ADJ CONF.
Average RPI Loss:	32	RECORD	PCT. RANK	GAMES	SCHEDULE	OF SCHEDULE	RPI	RPI	RPI	RPI
DIV. I ONLY	20- 7	47	6- 4	43	27	21	21	2	2	
DIV. I NON-CONF.	12- 1	9	0- 0	148	103	19	19	2	2	
TOTALS	RPI 1-25	RPI 26-50	W-L RECORDS	RPI 51-100	RPI 101-150	RPI 150+				
20- 7	4- 3	2- 2	OVERALL	2- 2	2- 0	10- 0				
12- 2	3- 1	2- 1	HOME	1- 0	1- 0	5- 0				
6- 5	1- 2	0- 1	AWAY	0- 2	1- 0	4- 0				
2- 0	0- 0	0- 0	NEUTRAL	1- 0	0- 0	1- 0				
12- 1	1- 0	2- 0	NON-CONFERENCE	1- 1	0- 0	8- 0				
7- 0	1- 0	2- 0	HOME	0- 0	0- 0	4- 0				
3- 1	0- 0	0- 0	AWAY	0- 1	0- 0	3- 0				
2- 0	0- 0	0- 0	NEUTRAL	1- 0	0- 0	1- 0				
8- 6	3- 3	0- 2	CONFERENCE	1- 1	2- 0	2- 0				
5- 2	2- 1	0- 1	HOME	1- 0	1- 0	1- 0				
3- 4	1- 2	0- 1	AWAY	0- 1	1- 0	1- 0				
0- 0	0- 0	0- 0	NEUTRAL	0- 0	0- 0	0- 0				

RPI	S	Opponent	Score
2	A	South Carolina	71 86
13	H	Texas A&M	83 81
14	H	Kentucky	85 79
17	H	Florida St.	82 72
20	A	Georgia	63 74
20	H	Georgia	61 71
24	A	Tennessee	74 66

RPI	S	Opponent	Score
28	A	Missouri	64 79
31	H	Mississippi St.	70 76
41	H	Arkansas St.	76 72
42	H	North Carolina St.	79 72

RPI	S	Opponent	Score
56	A	Auburn	58 80
67	A	Temple	91 97
72	N	Ball St.	85 79
85	H	Vanderbilt	79 67

RPI	S	Opponent	Score
123	H	LSU	53 45
132	A	Arkansas	71 66
155	H	Alabama	80 72
166	A	Ole Miss	85 65
176	A	Colorado	83 61
181	A	Wisconsin	91 75
186	A	South Ala.	72 60
219	H	Robert Morris	79 52
260	H	Saint Francis (PA)	122 65
268	N	UCF	93 79
292	H	Savannah St.	99 34
292	H	Kennesaw St.	84 57

LAST 12 Division I GAMES:

20	A	Georgia	63 74	132	A	Arkansas	71 66
85	H	Vanderbilt	79 67	28	A	Missouri	64 79
56	A	Auburn	58 80	155	H	Alabama	80 72
2	A	South Carolina	71 86	123	H	LSU	53 45
13	H	Texas A&M	83 81	20	H	Georgia	61 71
14	H	Kentucky	85 79	166	A	Ole Miss	85 65

Non-Div I Games:

Florida

■ Loss,
 ■ Non-Conf, S Site,
 ■ Home
 ■ Away
 N Neutral

Average RPI Win:	282	WON-LOST	WINNING	LAST 10	STRENGTH OF	OPP. STRENGTH	TEAM	ADJ.	CONF.	ADJ CONF.
Average RPI Loss:	232	RECORD	PCT. RANK	GAMES	SCHEDULE	OF SCHEDULE	RPI	RPI	RPI	RPI
DIV. I ONLY	12- 12	168	4- 3	348	301	294	294	31	31	
DIV. I NON-CONF.	4- 7	222	0- 0	346	133	316	316	30	30	
TOTALS	RPI 1-25	RPI 26-50	W-L RECORDS	RPI 51-100	RPI 101-150	RPI 150+				
12- 12	0- 0	0- 1	OVERALL	0- 0	1- 2	11- 9				
6- 4	0- 0	0- 0	HOME	0- 0	0- 1	6- 3				
4- 7	0- 0	0- 1	AWAY	0- 0	1- 1	3- 5				
2- 1	0- 0	0- 0	NEUTRAL	0- 0	0- 0	2- 1				
4- 7	0- 0	0- 1	NON-CONFERENCE	0- 0	0- 2	4- 4				
1- 2	0- 0	0- 0	HOME	0- 0	0- 1	1- 1				
1- 4	0- 0	0- 1	AWAY	0- 0	0- 1	1- 2				
2- 1	0- 0	0- 0	NEUTRAL	0- 0	0- 0	2- 1				
8- 5	0- 0	0- 0	CONFERENCE	0- 0	1- 0	7- 5				
5- 2	0- 0	0- 0	HOME	0- 0	0- 0	5- 2				
3- 3	0- 0	0- 0	AWAY	0- 0	1- 0	2- 3				
0- 0	0- 0	0- 0	NEUTRAL	0- 0	0- 0	0- 0				

RPI 1-25			RPI 26-50			RPI 51-100			RPI 101+ Team's RPI: 294		
RPI	S	Opponent	Score	RPI	S	Opponent	Score	RPI	S	Opponent	Score
				43	A	Southern California	45 88				
								111	H	Mercer	50 54
								125	A	North Carolina	58 94
								150	A	Hampton	66 59
								187	N	UC Davis	61 58
								234	A	N.C. A&T	51 80
								244	H	Morgan St.	62 67
								250	A	Clemson	77 68
								254	H	Coppin St.	79 73
								255	A	Bethune-Cookman	60 67
								255	H	Bethune-Cookman	53 48
								268	A	UCF	55 93
								285	A	UMES	47 61
								292	H	Savannah St.	59 38
								292	H	Kennesaw St.	69 67
								299	H	South Carolina St.	62 68
								301	A	FIU	65 81
								309	H	Southeastern La.	57 62
								311	N	Western Caro.	53 69
								329	H	Delaware St.	86 56
								335	N	New Orleans	71 60
								347	A	Norfolk St.	83 67
								349	A	N.C. Central	69 54
								349	H	N.C. Central	55 45
LAST 12 Division I GAMES:											
				285	A	UMES	47 61				
				255	H	Bethune-Cookman	53 48				
				349	A	N.C. Central	69 54				
				234	A	N.C. A&T	51 80				
				329	H	Delaware St.	86 56				
				349	H	N.C. Central	55 45				
				255	A	Bethune-Cookman	60 67				
				254	H	Coppin St.	79 73				
				244	H	Morgan St.	62 67				
				150	A	Hampton	66 59				
				347	A	Norfolk St.	83 67				
				111	H	Mercer	50 54				

Non-Div I Games: Clark Atlanta 98 88 Fla. Memorial 66 62

Florida A&M

■ Loss,
 ■ Non-Conf,
 ■ S Site,
 ■ Home
 ■ A Away
 N Neutral

Average RPI Win:	148	WON-LOST	WINNING	LAST 10	STRENGTH OF	OPP. STRENGTH	TEAM	ADJ.	CONF.	ADJ CONF.
Average RPI Loss:	11	RECORD	PCT. RANK	GAMES	SCHEDULE	OF SCHEDULE	RPI	RPI	RPI	RPI
DIV. I ONLY	21- 6	36	8- 2	38	50	17	17	4	4	
DIV. I NON-CONF.	10- 3	61	0- 0	31	119	26	26	5	5	
TOTALS	RPI 1-25	RPI 26-50	W-L RECORDS	RPI 51-100	RPI 101-150	RPI 150+				
21- 6	0- 6	1- 0	OVERALL	6- 0	8- 0	6- 0				
14- 1	0- 1	0- 0	HOME	5- 0	6- 0	3- 0				
6- 4	0- 4	1- 0	AWAY	1- 0	2- 0	2- 0				
1- 1	0- 1	0- 0	NEUTRAL	0- 0	0- 0	1- 0				
10- 3	0- 3	0- 0	NON-CONFERENCE	3- 0	3- 0	4- 0				
8- 0	0- 0	0- 0	HOME	3- 0	3- 0	2- 0				
1- 2	0- 2	0- 0	AWAY	0- 0	0- 0	1- 0				
1- 1	0- 1	0- 0	NEUTRAL	0- 0	0- 0	1- 0				
11- 3	0- 3	1- 0	CONFERENCE	3- 0	5- 0	2- 0				
6- 1	0- 1	0- 0	HOME	2- 0	3- 0	1- 0				
5- 2	0- 2	1- 0	AWAY	1- 0	2- 0	1- 0				
0- 0	0- 0	0- 0	NEUTRAL	0- 0	0- 0	0- 0				

RPI	S	Opponent	Score
1	H	Notre Dame	66 73
4	N	UConn	49 73
8	A	Arizona St.	56 68
15	A	Louisville	69 79
16	A	Syracuse	73 83
21	A	Florida	72 82

RPI	S	Opponent	Score
26	A	Miami (FL)	69 58

RPI	S	Opponent	Score
52	H	Rutgers	65 43
53	A	Duke	69 53
67	H	Temple	75 47
76	H	Georgia Tech	75 69
83	H	Tulane	78 72
92	H	Virginia	70 48

RPI	S	Opponent	Score
111	H	Mercer	79 36
113	A	Wake Forest	96 55
117	H	Virginia Tech	68 50
118	H	Boston College	75 42
122	A	Pittsburgh	66 55
125	H	North Carolina	94 63
141	H	Jacksonville	77 60
146	H	UAB	84 44
237	N	Sam Houston St.	94 37
250	A	Clemson	85 40
250	H	Clemson	75 56
271	H	Murray St.	101 59
325	A	LIU Brooklyn	78 42
326	H	North Florida	80 28

LAST 12 Division I GAMES:

1	H	Notre Dame	66 73	113	A	Wake Forest	96 55
16	A	Syracuse	73 83	26	A	Miami (FL)	69 58
125	H	North Carolina	94 63	92	H	Virginia	70 48
53	A	Duke	69 53	122	A	Pittsburgh	66 55
250	H	Clemson	75 56	250	A	Clemson	85 40
117	H	Virginia Tech	68 50	76	H	Georgia Tech	75 69

Non-Div I Games:

Florida St.

■ Loss,
 ■ Non-Conf, S Site,
 ■ Home
 ■ Away
 N Neutral

Average RPI Win:	224	WON-LOST	WINNING	LAST 10	STRENGTH OF	OPP. STRENGTH	TEAM	ADJ.	CONF.	ADJ CONF.
Average RPI Loss:	89	RECORD	PCT. RANK	GAMES	SCHEDULE	OF SCHEDULE	RPI	RPI	RPI	RPI
DIV. I ONLY	12- 15	209	5- 5	114	98	177	177	7	7	
DIV. I NON-CONF.	5- 8	209	0- 0	174	143	227	227	8	8	
TOTALS	RPI 1-25	RPI 26-50	W-L RECORDS	RPI 51-100	RPI 101-150	RPI 150+				
12- 15	0- 2	1- 3	OVERALL	0- 4	1- 3	10- 3				
10- 4	0- 0	1- 0	HOME	0- 3	1- 0	8- 1				
2- 9	0- 0	0- 2	AWAY	0- 1	0- 0	2- 0				
0- 2	0- 1	0- 0	NEUTRAL	0- 0	0- 1	0- 0				
5- 8	0- 1	0- 2	NON-CONFERENCE	0- 2	0- 2	5- 1				
4- 3	0- 0	0- 0	HOME	0- 2	0- 0	4- 1				
1- 3	0- 0	0- 2	AWAY	0- 0	0- 1	1- 0				
0- 2	0- 1	0- 0	NEUTRAL	0- 0	0- 1	0- 0				
7- 7	0- 1	1- 1	CONFERENCE	0- 2	1- 1	5- 2				
6- 1	0- 0	1- 0	HOME	0- 1	1- 0	4- 0				
1- 6	0- 1	0- 1	AWAY	0- 1	0- 1	1- 2				
0- 0	0- 0	0- 0	NEUTRAL	0- 0	0- 0	0- 0				

RPI S	Opponent	Score	RPI S	Opponent	Score	RPI S	Opponent	Score	RPI S	Opponent	Score	Team's RPI: 177
16 N	Syracuse	54 76	33 A	Seton Hall	54 66	58 H	Saint Louis	49 51	104 A	Saint Joseph's	51 61	
18 A	Duquesne	40 55	36 A	St. Bonaventure	41 55	67 H	Temple	44 57	104 H	Saint Joseph's	47 40	
			38 A	Princeton	44 55	79 A	VCU	51 61	130 A	Penn St.	59 75	
			39 H	George Washington	76 69	85 H	Vanderbilt	40 53	142 N	Texas Tech	48 62	
									167 A	Davidson	51 69	
									167 H	Davidson	51 40	
									168 H	Delaware	48 55	
									184 H	George Mason	66 54	
									187 A	Richmond	48 52	
									208 H	Rhode Island	50 42	
									222 A	Massachusetts	60 55	
									231 A	Manhattan	60 49	
									274 H	La Salle	54 44	
									289 H	Central Conn. St.	63 48	
									313 H	A&M-Corpus Christi	67 49	
									322 H	Lafayette	61 49	
									329 H	Delaware St.	74 58	
LAST 12 Division I GAMES:												
58 H	Saint Louis	49 51	208 H	Rhode Island	50 42							
187 A	Richmond	48 52	79 A	VCU	51 61							
274 H	La Salle	54 44	167 A	Davidson	51 69							
104 A	Saint Joseph's	51 61	104 H	Saint Joseph's	47 40							
222 A	Massachusetts	60 55	184 H	George Mason	66 54							
39 H	George Washington	76 69	18 A	Duquesne	40 55							

Non-Div I Games:

Fordham

■ Loss,
■ Non-Conf,
■ S Site,
■ H Home
■ A Away
N Neutral

Average RPI Win: 233	WON-LOST	WINNING	LAST 10	STRENGTH OF	OPP. STRENGTH	TEAM	ADJ.	CONF.	ADJ CONF.
Average RPI Loss: 109	RECORD	PCT. RANK	GAMES	SCHEDULE	OF SCHEDULE	RPI	RPI	RPI	RPI
DIV. I ONLY	14- 9	105	8- 2	184	161	133	133	19	19
DIV. I NON-CONF.	2- 7	280	0- 0	22	36	191	191	20	20
TOTALS	RPI 1-25	RPI 26-50	W-L RECORDS	RPI 51-100	RPI 101-150	RPI 150+			
14- 9	0- 0	0- 2	OVERALL	0- 4	1- 0	13- 3			
7- 4	0- 0	0- 2	HOME	0- 1	1- 0	6- 1			
6- 5	0- 0	0- 0	AWAY	0- 3	0- 0	6- 2			
1- 0	0- 0	0- 0	NEUTRAL	0- 0	0- 0	1- 0			
2- 7	0- 0	0- 2	NON-CONFERENCE	0- 4	0- 0	2- 1			
1- 3	0- 0	0- 2	HOME	0- 1	0- 0	1- 0			
0- 4	0- 0	0- 0	AWAY	0- 3	0- 0	0- 1			
1- 0	0- 0	0- 0	NEUTRAL	0- 0	0- 0	1- 0			
12- 2	0- 0	0- 0	CONFERENCE	0- 0	1- 0	11- 2			
6- 1	0- 0	0- 0	HOME	0- 0	1- 0	5- 1			
6- 1	0- 0	0- 0	AWAY	0- 0	0- 0	6- 1			
0- 0	0- 0	0- 0	NEUTRAL	0- 0	0- 0	0- 0			

RPI S	Opponent	Score	RPI S	Opponent	Score	RPI S	Opponent	Score	RPI S	Opponent	Score	Team's RPI: 133
32	H Washington	79 89	54	A UC Riverside	68 86	145	H Boise St.	62 57				
39	H George Washington	53 61	59	A St. Mary's (CA)	81 83	159	N Northeastern	69 55				
			77	H San Diego	68 72	182	A New Mexico	69 65				
			78	A Utah	63 78	193	A Cal Poly	60 64				
						196	A San Jose St.	59 54				
						196	H San Jose St.	64 66				
						203	A Utah St.	67 61				
						212	A UNLV	57 52				
						212	H UNLV	58 54				
						236	A Wyoming	49 42				
						236	H Wyoming	64 52				
						240	H CSU Bakersfield	57 52				
						249	A San Diego St.	54 65				
						249	H San Diego St.	54 49				
						323	A Nevada	67 59				
						323	H Nevada	65 56				
						343	H Air Force	70 46				
LAST 12 Division I GAMES:												
203	A Utah St.	67 61	236	A Wyoming	49 42							
236	H Wyoming	64 52	343	H Air Force	70 46							
323	H Nevada	65 56	249	H San Diego St.	54 49							
249	A San Diego St.	54 65	196	A San Jose St.	59 54							
212	A UNLV	57 52	145	H Boise St.	62 57							
196	H San Jose St.	64 66	323	A Nevada	67 59							

Non-Div I Games: Fresno Pacific 78 33 Stanislaus St. 72 49

Fresno St.

Average RPI Win: 270	WON-LOST	WINNING	LAST 10	STRENGTH OF	OPP. STRENGTH	TEAM	ADJ.	CONF.	ADJ CONF.
Average RPI Loss: 131	RECORD	PCT. RANK	GAMES	SCHEDULE	OF SCHEDULE	RPI	RPI	RPI	RPI
DIV. I ONLY	12- 13	185	6- 4	275	199	226	226	17	17
DIV. I NON-CONF.	5- 8	209	0- 0	248	250	238	238	15	15
TOTALS	RPI 1-25	RPI 26-50	W-L RECORDS	RPI 51-100	RPI 101-150	RPI 150+			
12- 13	0- 1	0- 0	OVERALL	0- 4	0- 4	12- 4			
7- 5	0- 0	0- 0	HOME	0- 2	0- 2	7- 1			
5- 8	0- 0	0- 0	AWAY	0- 1	0- 1	5- 0			
0- 0	0- 0	0- 0	NEUTRAL	0- 0	0- 0	0- 0			
5- 8	0- 1	0- 0	NON-CONFERENCE	0- 2	0- 2	5- 3			
3- 2	0- 0	0- 0	HOME	0- 1	0- 0	3- 1			
2- 6	0- 1	0- 0	AWAY	0- 1	0- 2	2- 2			
0- 0	0- 0	0- 0	NEUTRAL	0- 0	0- 0	0- 0			
7- 5	0- 0	0- 0	CONFERENCE	0- 2	0- 2	7- 1			
4- 3	0- 0	0- 0	HOME	0- 1	0- 2	4- 0			
3- 2	0- 0	0- 0	AWAY	0- 1	0- 0	3- 1			
0- 0	0- 0	0- 0	NEUTRAL	0- 0	0- 0	0- 0			

RPI 1-25				RPI 26-50				RPI 51-100				RPI 101+ Team's RPI: 226			
RPI	S	Opponent	Score	RPI	S	Opponent	Score	RPI	S	Opponent	Score	RPI	S	Opponent	Score
20	A	Georgia	39 77					51	A	Chattanooga	46 61	111	H	Mercer	50 61
								51	H	Chattanooga	50 56	112	H	Samford	45 58
								79	A	VCU	45 67	117	A	Virginia Tech	30 59
								97	H	Elon	55 65	120	A	UNC Asheville	71 84
												158	A	ETSU	64 68
												158	H	ETSU	81 77
												167	H	Davidson	51 69
												187	A	Richmond	69 62
												200	A	USC Upstate	75 63
												250	H	Clemson	70 49
												273	A	Appalachian St.	78 92
												297	A	UNCG	75 59
												297	H	UNCG	85 71
												299	H	South Carolina St.	59 46
												306	A	Wofford	70 61
												306	H	Wofford	70 64
												311	A	Western Caro.	83 76
												311	H	Western Caro.	71 56
												318	H	Winthrop	71 52
												349	A	N.C. Central	61 66
LAST 12 Division I GAMES:															
311	H	Western Caro.	71 56	112	H	Samford	45 58								
297	H	UNCG	85 71	297	A	UNCG	75 59								
306	H	Wofford	70 64	311	A	Western Caro.	83 76								
158	A	ETSU	64 68	306	A	Wofford	70 61								
51	A	Chattanooga	46 61	51	H	Chattanooga	50 56								
111	H	Mercer	50 61	158	H	ETSU	81 77								

Non-Div I Games: Converse 89 52 North Greenville 69 39

Furman

Loss, Non-Conf, S Site, H Home A Away N Neutral

Ga. Southern

Through Games Of Feb. 22, 2016

Average RPI Win:	262	WON-LOST	WINNING	LAST 10	STRENGTH OF	OPP. STRENGTH	TEAM	ADJ.	CONF.	ADJ CONF.
Average RPI Loss:	169	RECORD	PCT. RANK	GAMES	SCHEDULE	OF SCHEDULE	RPI	RPI	RPI	RPI
DIV. I ONLY	7- 19	285	2- 8	190	261	282	282	16	16	
DIV. I NON-CONF.	3- 6	234	0- 0	227	346	270	270	14	14	
TOTALS	RPI 1-25	RPI 26-50	W-L RECORDS	RPI 51-100	RPI 101-150	RPI 150+				
7- 19	0- 1	0- 2	OVERALL	0- 0	0- 6	7- 10				
4- 9	0- 0	0- 1	HOME	0- 0	0- 3	4- 5				
3- 9	0- 1	0- 1	AWAY	0- 0	0- 3	3- 4				
0- 1	0- 0	0- 0	NEUTRAL	0- 0	0- 0	0- 1				
3- 6	0- 1	0- 0	NON-CONFERENCE	0- 0	0- 1	3- 4				
2- 2	0- 0	0- 0	HOME	0- 0	0- 0	2- 2				
1- 3	0- 1	0- 0	AWAY	0- 0	0- 1	1- 1				
0- 1	0- 0	0- 0	NEUTRAL	0- 0	0- 0	0- 1				
4- 13	0- 0	0- 2	CONFERENCE	0- 0	0- 5	4- 6				
2- 7	0- 0	0- 1	HOME	0- 0	0- 3	2- 3				
2- 6	0- 0	0- 1	AWAY	0- 0	0- 2	2- 3				
0- 0	0- 0	0- 0	NEUTRAL	0- 0	0- 0	0- 0				

RPI 1-25				RPI 26-50				RPI 51-100				RPI 101+ Team's RPI: 282			
RPI	S	Opponent	Score	RPI	S	Opponent	Score	RPI	S	Opponent	Score	RPI	S	Opponent	Score
20	A	Georgia	28 75	41	A	Arkansas St.	54 77					111	A	Mercer	50 62
				41	H	Arkansas St.	52 79					124	A	Little Rock	36 69
												124	H	Little Rock	45 50
												127	H	La.-Lafayette	39 56
												149	A	UT Arlington	31 70
												149	H	UT Arlington	41 53
												180	A	Troy	68 84
												180	H	Troy	66 81
												186	A	South Ala.	45 48
												186	H	South Ala.	57 43
												191	A	Stetson	57 79
												219	H	Robert Morris	49 64
												223	A	Texas St.	56 61
												223	H	Texas St.	78 64
												255	N	Bethune-Cookman	49 65
												264	A	Georgia St.	61 50
												264	H	Georgia St.	60 61
												273	A	Appalachian St.	65 50
												290	H	La.-Monroe	49 50
												291	H	Jacksonville St.	60 56
												292	A	Savannah St.	64 48
												303	H	Charleston So.	64 51
												331	H	Lipscomb	55 66
LAST 12 Division I GAMES:															
264	H	Georgia St.	60 61	149	H	UT Arlington	41 53								
124	H	Little Rock	45 50	41	A	Arkansas St.	54 77								
41	H	Arkansas St.	52 79	124	A	Little Rock	36 69								
186	A	South Ala.	45 48	273	A	Appalachian St.	65 50								
180	A	Troy	68 84	264	A	Georgia St.	61 50								
223	H	Texas St.	78 64	290	H	La.-Monroe	49 50								

Non-Div I Games:

Ga. Southern

■ Loss,
■ Non-Conf, S Site,
■ Home
■ Away
N Neutral

Average RPI Win:	245	WON-LOST	WINNING	LAST 10	STRENGTH OF	OPP. STRENGTH	TEAM	ADJ.	CONF.	ADJ CONF.
Average RPI Loss:	200	RECORD	PCT. RANK	GAMES	SCHEDULE	OF SCHEDULE	RPI	RPI	RPI	RPI
DIV. I ONLY	15- 10	112	6- 4	308	266	213	213	28	28	
DIV. I NON-CONF.	4- 4	160	0- 0	316	115	268	268	29	29	
TOTALS	RPI 1-25	RPI 26-50	W-L RECORDS	RPI 51-100	RPI 101-150	RPI 150+				
15- 10	0- 0	0- 0	OVERALL	0- 0	3- 3	12- 7				
11- 2	0- 0	0- 0	HOME	0- 0	1- 0	10- 2				
4- 5	0- 0	0- 0	AWAY	0- 0	2- 1	2- 4				
0- 3	0- 0	0- 0	NEUTRAL	0- 0	0- 2	0- 1				
4- 4	0- 0	0- 0	NON-CONFERENCE	0- 0	1- 2	3- 2				
3- 1	0- 0	0- 0	HOME	0- 0	0- 0	3- 1				
1- 0	0- 0	0- 0	AWAY	0- 0	1- 0	0- 0				
0- 3	0- 0	0- 0	NEUTRAL	0- 0	0- 2	0- 1				
11- 6	0- 0	0- 0	CONFERENCE	0- 0	2- 1	9- 5				
8- 1	0- 0	0- 0	HOME	0- 0	1- 0	7- 1				
3- 5	0- 0	0- 0	AWAY	0- 0	1- 1	2- 4				
0- 0	0- 0	0- 0	NEUTRAL	0- 0	0- 0	0- 0				

RPI 1-25			RPI 26-50			RPI 51-100			RPI 101+			Team's RPI: 213
RPI	S	Opponent	Score	RPI	S	Opponent	Score	RPI	S	Opponent	Score	
								115	N	Western Mich.	44	71
								116	A	Liberty	51	73
								116	H	Liberty	61	57
								120	A	UNC Asheville	58	56
								125	A	North Carolina	66	65
								134	N	Arizona	60	79
								156	H	Pacific	77	84
								171	N	SMU	61	69
								201	A	Radford	51	54
								201	H	Radford	54	50
								214	A	Presbyterian	53	60
								214	H	Presbyterian	51	40
								248	A	High Point	79	72
								248	H	High Point	82	70
								276	H	Coastal Caro.	56	59
								281	A	Campbell	70	35
								281	H	Campbell	68	56
								292	H	Kennesaw St.	70	56
								297	H	UNCG	59	57
								303	A	Charleston So.	63	66
								303	H	Charleston So.	63	55
								306	H	Wofford	64	61
								318	A	Winthrop	62	81
								318	H	Winthrop	70	52
								320	H	Longwood	67	42
LAST 12 Division I GAMES:												
303	A	Charleston So.	63	66	214	A	Presbyterian	53	60			
214	H	Presbyterian	51	40	116	A	Liberty	51	73			
248	A	High Point	79	72	201	H	Radford	54	50			
201	A	Radford	51	54	320	H	Longwood	67	42			
318	H	Winthrop	70	52	120	A	UNC Asheville	58	56			
281	H	Campbell	68	56	303	H	Charleston So.	63	55			

Non-Div I Games: Montreat 84 49 Bluefield Col. 64 51

Gardner-Webb

George Mason

Through Games Of Feb. 22, 2016

Average RPI Win:	200	WON-LOST	WINNING	LAST 10	STRENGTH OF	OPP. STRENGTH	TEAM	ADJ.	CONF.	ADJ CONF.
Average RPI Loss:	105	RECORD	PCT. RANK	GAMES	SCHEDULE	OF SCHEDULE	RPI	RPI	RPI	RPI
DIV. I ONLY	11- 16	229	4- 6	147	89	184	184	7	7	
DIV. I NON-CONF.	5- 8	209	0- 0	261	105	242	242	8	8	
TOTALS	RPI 1-25	RPI 26-50	W-L RECORDS	RPI 51-100	RPI 101-150	RPI 150+				
11- 16	0- 1	0- 3	OVERALL	2- 5	1- 2	8- 5				
7- 4	0- 1	0- 0	HOME	1- 2	1- 0	5- 1				
2- 11	0- 0	0- 2	AWAY	1- 3	0- 2	1- 4				
2- 1	0- 0	0- 1	NEUTRAL	0- 0	0- 0	2- 0				
5- 8	0- 0	0- 1	NON-CONFERENCE	0- 3	0- 2	5- 2				
3- 1	0- 0	0- 0	HOME	0- 1	0- 0	3- 0				
0- 6	0- 0	0- 0	AWAY	0- 2	0- 2	0- 2				
2- 1	0- 0	0- 1	NEUTRAL	0- 0	0- 0	2- 0				
6- 8	0- 1	0- 2	CONFERENCE	2- 2	1- 0	3- 3				
4- 3	0- 1	0- 0	HOME	1- 1	1- 0	2- 1				
2- 5	0- 0	0- 2	AWAY	1- 1	0- 0	1- 2				
0- 0	0- 0	0- 0	NEUTRAL	0- 0	0- 0	0- 0				

RPI 1-25				RPI 26-50				RPI 51-100				RPI 101+ Team's RPI: 184			
RPI	S	Opponent	Score	RPI	S	Opponent	Score	RPI	S	Opponent	Score	RPI	S	Opponent	Score
18	H	Duquesne	56 72	36	A	St. Bonaventure	55 70	56	A	Auburn	59 88	104	H	Saint Joseph's	55 41
				39	A	George Washington	68 82	58	A	Saint Louis	73 63	117	A	Virginia Tech	63 80
				49	N	Western Ky.	58 84	58	H	Saint Louis	50 61	134	A	Arizona	60 68
								63	A	Dayton	58 81	167	A	Davidson	63 68
								78	A	Utah	62 74	168	H	Delaware	90 83
								79	H	VCU	70 54	177	A	Fordham	54 66
								94	H	Georgetown	57 63	187	H	Richmond	50 57
												190	N	Tulsa	64 63
												201	A	Radford	63 66
												208	A	Rhode Island	68 65
												212	A	UNLV	59 67
												222	H	Massachusetts	64 59
												266	N	Pepperdine	71 63
												274	H	La Salle	79 70
												283	H	Towson	88 76
												343	H	Air Force	69 52
LAST 12 Division I GAMES:															
187	H	Richmond	50 57	58	H	Saint Louis	50 61								
208	A	Rhode Island	68 65	39	A	George Washington	68 82								
63	A	Dayton	58 81	79	H	VCU	70 54								
104	H	Saint Joseph's	55 41	36	A	St. Bonaventure	55 70								
167	A	Davidson	63 68	177	A	Fordham	54 66								
222	H	Massachusetts	64 59	274	H	La Salle	79 70								

Non-Div I Games:

George Mason

■ Loss,
 ■ Non-Conf,
 ■ S Site,
 ■ H Home
 ■ A Away
 N Neutral

Average RPI Win: 148	WON-LOST	WINNING	LAST 10	STRENGTH OF	OPP. STRENGTH	TEAM	ADJ.	CONF.	ADJ CONF.
Average RPI Loss: 79	RECORD	PCT. RANK	GAMES	SCHEDULE	OF SCHEDULE	RPI	RPI	RPI	RPI
DIV. I ONLY	21- 6	36	7- 3	79	80	39	39	7	7
DIV. I NON-CONF.	10- 3	61	0- 0	83	72	47	47	8	8
TOTALS	RPI 1-25	RPI 26-50	W-L RECORDS	RPI 51-100	RPI 101-150	RPI 150+			
21- 6	1- 1	1- 1	OVERALL	4- 3	4- 0	11- 1			
11- 2	0- 0	1- 0	HOME	2- 2	1- 0	7- 0			
8- 3	1- 1	0- 1	AWAY	1- 0	3- 0	3- 1			
2- 1	0- 0	0- 0	NEUTRAL	1- 1	0- 0	1- 0			
10- 3	0- 1	1- 0	NON-CONFERENCE	1- 2	3- 0	5- 0			
5- 1	0- 0	1- 0	HOME	0- 1	1- 0	3- 0			
3- 1	0- 1	0- 0	AWAY	0- 0	2- 0	1- 0			
2- 1	0- 0	0- 0	NEUTRAL	1- 1	0- 0	1- 0			
11- 3	1- 0	0- 1	CONFERENCE	3- 1	1- 0	6- 1			
6- 1	0- 0	0- 0	HOME	2- 1	0- 0	4- 0			
5- 2	1- 0	0- 1	AWAY	1- 0	1- 0	2- 1			
0- 0	0- 0	0- 0	NEUTRAL	0- 0	0- 0	0- 0			

RPI 1-25				RPI 26-50				Team's RPI: 39				RPI 51-100				RPI 101+			
RPI	S	Opponent	Score	RPI	S	Opponent	Score	RPI	S	Opponent	Score	RPI	S	Opponent	Score	RPI	S	Opponent	Score
10	A	Stanford	63 84	36	A	St. Bonaventure	67 69	55	N	Iowa	81 77	104	A	Saint Joseph's	70 45				
18	A	Duquesne	70 52	50	H	Villanova	78 70	58	H	Saint Louis	89 80	105	A	Memphis	68 62				
								63	A	Dayton	62 61	119	H	Iona	70 65				
								63	H	Dayton	72 62	133	A	Fresno St.	61 53				
								69	H	FGCU	60 64	152	A	Illinois	70 57				
								79	H	VCU	68 79	167	A	Davidson	79 60				
								100	N	Wright St.	71 77	177	A	Fordham	69 76				
												179	H	Grambling	85 58				
												184	H	George Mason	82 68				
												187	A	Richmond	62 47				
												208	H	Rhode Island	68 52				
												217	H	Hartford	82 51				
												222	H	Massachusetts	67 50				
												270	H	American	78 48				
												274	H	La Salle	83 59				
												278	N	Houston	82 78				
LAST 12 Division I GAMES:																			
				79	H	VCU	68 79	167	A	Davidson	79 60								
				36	A	St. Bonaventure	67 69	184	H	George Mason	82 68								
				63	H	Dayton	72 62	222	H	Massachusetts	67 50								
				187	A	Richmond	62 47	18	A	Duquesne	70 52								
				177	A	Fordham	69 76	274	H	La Salle	83 59								
				58	H	Saint Louis	89 80	63	A	Dayton	62 61								

Non-Div I Games:

George Washington

■ Loss,
 ■ Non-Conf, S Site,
 ■ Home
 ■ Away
 N Neutral

Average RPI Win:	175	WON-LOST	WINNING	LAST 10	STRENGTH OF	OPP. STRENGTH	TEAM	ADJ.	CONF.	ADJ CONF.
Average RPI Loss:	78	RECORD	PCT. RANK	GAMES	SCHEDULE	OF SCHEDULE	RPI	RPI	RPI	RPI
DIV. I ONLY	14- 12	151	5- 5	84	84	94	94	6	6	
DIV. I NON-CONF.	7- 3	91	0- 0	171	252	78	78	6	6	
TOTALS	RPI 1-25	RPI 26-50	W-L RECORDS	RPI 51-100	RPI 101-150	RPI 150+				
14- 12	0- 2	2- 5	OVERALL	2- 1	3- 2	7- 2				
6- 4	0- 1	0- 3	HOME	1- 0	2- 0	3- 0				
6- 8	0- 1	2- 2	AWAY	0- 1	1- 2	3- 2				
2- 0	0- 0	0- 0	NEUTRAL	1- 0	0- 0	1- 0				
7- 3	0- 0	0- 1	NON-CONFERENCE	1- 0	1- 1	5- 1				
3- 0	0- 0	0- 0	HOME	0- 0	1- 0	2- 0				
2- 3	0- 0	0- 1	AWAY	0- 0	0- 1	2- 1				
2- 0	0- 0	0- 0	NEUTRAL	1- 0	0- 0	1- 0				
7- 9	0- 2	2- 4	CONFERENCE	1- 1	2- 1	2- 1				
3- 4	0- 1	0- 3	HOME	1- 0	1- 0	1- 0				
4- 5	0- 1	2- 1	AWAY	0- 1	1- 1	1- 1				
0- 0	0- 0	0- 0	NEUTRAL	0- 0	0- 0	0- 0				

RPI 1-25				RPI 26-50				RPI 51-100				Team's RPI: 94	RPI 101+			
RPI	S	Opponent	Score	RPI	S	Opponent	Score	RPI	S	Opponent	Score		RPI	S	Opponent	Score
22	A	DePaul	53 75	33	A	Seton Hall	73 65	88	A	Marquette	72 87		105	A	Memphis	53 57
22	H	DePaul	66 80	33	H	Seton Hall	75 83	88	H	Marquette	75 72		117	H	Virginia Tech	73 56
				36	A	St. Bonaventure	54 69	99	N	Quinnipiac	80 68		140	A	Creighton	57 44
				45	A	St. John's (NY)	55 63						140	H	Creighton	69 57
				45	H	St. John's (NY)	60 65						148	A	Xavier	54 59
				50	A	Villanova	57 51						155	A	Alabama	66 78
				50	H	Villanova	60 63						168	H	Delaware	61 50
													184	A	George Mason	63 57
													185	A	Butler	76 82
													263	A	Providence	82 51
													263	H	Providence	63 53
													283	H	Towson	82 46
													285	A	UMES	71 60
													334	N	St. Francis Brooklyn	74 52
LAST 12 Division I GAMES:																
				50	H	Villanova	60 63	263	A	Providence	82 51					
				45	A	St. John's (NY)	55 63	50	A	Villanova	57 51					
				33	A	Seton Hall	73 65	33	H	Seton Hall	75 83					
				22	H	DePaul	66 80	45	H	St. John's (NY)	60 65					
				88	H	Marquette	75 72	88	A	Marquette	72 87					
				140	A	Creighton	57 44	22	A	DePaul	53 75					

Non-Div I Games:

Georgetown

■ Loss,
 ■ Non-Conf,
 ■ S Site,
 ■ H Home
 ■ A Away
 N Neutral

Average RPI Win:	131	WON-LOST	WINNING	LAST 10	STRENGTH OF	OPP. STRENGTH	TEAM	ADJ.	CONF.	ADJ CONF.
Average RPI Loss:	51	RECORD	PCT. RANK	GAMES	SCHEDULE	OF SCHEDULE	RPI	RPI	RPI	RPI
DIV. I ONLY	20- 7	47	7- 1	16	53	20	20	2	2	
DIV. I NON-CONF.	12- 1	9	1- 0	88	153	13	13	2	2	
TOTALS	RPI 1-25	RPI 26-50	W-L RECORDS	RPI 51-100	RPI 101-150	RPI 150+				
20- 7	3- 4	3- 1	OVERALL	4- 0	2- 1	8- 1				
13- 3	1- 1	2- 1	HOME	2- 0	1- 1	7- 0				
6- 4	1- 3	1- 0	AWAY	2- 0	1- 0	1- 1				
1- 0	1- 0	0- 0	NEUTRAL	0- 0	0- 0	0- 0				
12- 1	1- 1	1- 0	NON-CONFERENCE	2- 0	1- 0	7- 0				
9- 0	0- 0	1- 0	HOME	1- 0	1- 0	6- 0				
2- 1	0- 1	0- 0	AWAY	1- 0	0- 0	1- 0				
1- 0	1- 0	0- 0	NEUTRAL	0- 0	0- 0	0- 0				
8- 6	2- 3	2- 1	CONFERENCE	2- 0	1- 1	1- 1				
4- 3	1- 1	1- 1	HOME	1- 0	0- 1	1- 0				
4- 3	1- 2	1- 0	AWAY	1- 0	1- 0	0- 1				
0- 0	0- 0	0- 0	NEUTRAL	0- 0	0- 0	0- 0				

RPI S	Opponent	Score	RPI S	Opponent	Score	RPI S	Opponent	Score	RPI S	Opponent	Score
2	A South Carolina	51 61	28	A Missouri	65 50	56	H Auburn	63 30	111	H Mercer	57 44
12	N BYU	66 58	28	H Missouri	48 54	76	H Georgia Tech	78 66	123	A LSU	58 47
13	A Texas A&M	62 73	31	H Mississippi St.	47 43	85	A Vanderbilt	64 58	123	H LSU	46 53
14	H Kentucky	53 64	33	H Seton Hall	70 52	100	A Wright St.	63 57	155	A Alabama	50 64
21	A Florida	71 61							166	H Ole Miss	70 56
21	H Florida	74 63							191	H Stetson	76 55
23	A Michigan St.	45 66							195	H Cincinnati	60 42
									226	H Furman	77 39
									272	H Tennessee Tech	81 48
									282	H Ga. Southern	75 28
									292	H Kennesaw St.	89 34
									300	A CSUN	83 58
LAST 12 Division I GAMES:											
300	A CSUN	83 58	85	A Vanderbilt	64 58						
21	H Florida	74 63	56	H Auburn	63 30						
2	A South Carolina	51 61	123	H LSU	46 53						
123	A LSU	58 47	31	H Mississippi St.	47 43						
166	H Ole Miss	70 56	155	A Alabama	50 64						
28	A Missouri	65 50	21	A Florida	71 61						

Non-Div I Games:

Georgia

■ Loss,
 ■ Non-Conf, S Site,
 ■ Home
 ■ Away
 N Neutral

Average RPI Win: 261		WON-LOST	WINNING	LAST 10	STRENGTH OF	OPP. STRENGTH	TEAM	ADJ.	CONF.	ADJ CONF.
Average RPI Loss: 166		RECORD	PCT. RANK	GAMES	SCHEDULE	OF SCHEDULE	RPI	RPI	RPI	RPI
DIV. I ONLY		10- 16	240	3- 7	257	244	264	264	16	16
DIV. I NON-CONF.		5- 4	138	0- 0	311	344	235	235	14	14
TOTALS		RPI 1-25	RPI 26-50	W-L RECORDS	RPI 51-100	RPI 101-150	RPI 150+			
10- 16	0- 0		0- 2	OVERALL	0- 1	1- 4	9- 9			
4- 9	0- 0		0- 1	HOME	0- 1	0- 3	4- 4			
5- 7	0- 0		0- 1	AWAY	0- 0	1- 1	4- 5			
1- 0	0- 0		0- 0	NEUTRAL	0- 0	0- 0	1- 0			
5- 4	0- 0		0- 0	NON-CONFERENCE	0- 1	0- 0	5- 3			
2- 2	0- 0		0- 0	HOME	0- 1	0- 0	2- 1			
2- 2	0- 0		0- 0	AWAY	0- 0	0- 0	2- 2			
1- 0	0- 0		0- 0	NEUTRAL	0- 0	0- 0	1- 0			
5- 12	0- 0		0- 2	CONFERENCE	0- 0	1- 4	4- 6			
2- 7	0- 0		0- 1	HOME	0- 0	0- 3	2- 3			
3- 5	0- 0		0- 1	AWAY	0- 0	1- 1	2- 3			
0- 0	0- 0		0- 0	NEUTRAL	0- 0	0- 0	0- 0			

RPI 1-25				RPI 26-50				RPI 51-100				RPI 101+				Team's RPI: 264	
RPI	S	Opponent	Score	RPI	S	Opponent	Score	RPI	S	Opponent	Score	RPI	S	Opponent	Score		
				41	A	Arkansas St.	54 75	75	H	Charlotte	71 83	124	A	Little Rock	32 59		
				41	H	Arkansas St.	64 85					124	H	Little Rock	39 54		
												127	H	La.-Lafayette	57 77		
												149	A	UT Arlington	68 63		
												149	H	UT Arlington	45 74		
												155	A	Alabama	56 72		
												180	A	Troy	78 89		
												180	H	Troy	90 97		
												186	A	South Ala.	45 83		
												186	H	South Ala.	52 60		
												191	A	Stetson	80 72		
												223	A	Texas St.	71 80		
												223	H	Texas St.	73 62		
												255	N	Bethune-Cookman	68 61		
												272	A	Tennessee Tech	65 72		
												273	A	Appalachian St.	80 75		
												282	A	Ga. Southern	61 60		
												282	H	Ga. Southern	50 61		
												290	H	La.-Monroe	65 52		
												292	A	Kennesaw St.	66 62		
												305	H	Morehead St.	90 99		
												326	H	North Florida	76 63		
												333	H	Howard	65 58		
LAST 12 Division I GAMES:																	
				282	A	Ga. Southern	61 60	223	H	Texas St.	73 62						
				41	H	Arkansas St.	64 85	124	A	Little Rock	32 59						
				124	H	Little Rock	39 54	41	A	Arkansas St.	54 75						
				180	A	Troy	78 89	273	A	Appalachian St.	80 75						
				186	A	South Ala.	45 83	282	H	Ga. Southern	50 61						
				149	H	UT Arlington	45 74	127	H	La.-Lafayette	57 77						

Non-Div I Games:

Georgia St.

Loss, Non-Conf, S Site, H Home A Away N Neutral

Georgia Tech

Through Games Of Feb. 22, 2016

Average RPI Win:	196	WON-LOST	WINNING	LAST 10	STRENGTH OF	OPP. STRENGTH	TEAM	ADJ.	CONF.	ADJ CONF.
Average RPI Loss:	35	RECORD	PCT. RANK	GAMES	SCHEDULE	OF SCHEDULE	RPI	RPI	RPI	RPI
DIV. I ONLY	16- 11	120	6- 4	48	75	76	76	4	4	
DIV. I NON-CONF.	10- 3	61	0- 0	129	311	77	77	5	5	
TOTALS	RPI 1-25	RPI 26-50	W-L RECORDS	RPI 51-100	RPI 101-150	RPI 150+				
16- 11	0- 6	0- 3	OVERALL	1- 1	5- 1	10- 0				
11- 4	0- 2	0- 1	HOME	0- 1	3- 0	8- 0				
4- 6	0- 4	0- 2	AWAY	1- 0	2- 0	1- 0				
1- 1	0- 0	0- 0	NEUTRAL	0- 0	0- 1	1- 0				
10- 3	0- 1	0- 1	NON-CONFERENCE	0- 0	2- 1	8- 0				
8- 0	0- 0	0- 0	HOME	0- 0	1- 0	7- 0				
1- 2	0- 1	0- 1	AWAY	0- 0	1- 0	0- 0				
1- 1	0- 0	0- 0	NEUTRAL	0- 0	0- 1	1- 0				
6- 8	0- 5	0- 2	CONFERENCE	1- 1	3- 0	2- 0				
3- 4	0- 2	0- 1	HOME	0- 1	2- 0	1- 0				
3- 4	0- 3	0- 1	AWAY	1- 0	1- 0	1- 0				
0- 0	0- 0	0- 0	NEUTRAL	0- 0	0- 0	0- 0				

RPI 1-25				RPI 26-50				RPI 51-100				RPI 101+			
RPI	S	Opponent	Score	RPI	S	Opponent	Score	RPI	S	Opponent	Score	RPI	S	Opponent	Score
1	A	Notre Dame	76 85	26	H	Miami (FL)	55 58	53	A	Duke	64 59	107	N	UNI	58 61
1	H	Notre Dame	42 54	42	A	North Carolina St.	57 65	92	H	Virginia	67 78	112	H	Samford	66 55
15	H	Louisville	65 78	46	A	Indiana	60 69					117	A	Virginia Tech	51 34
16	A	Syracuse	52 71									118	H	Boston College	62 56
17	A	Florida St.	69 75									125	H	North Carolina	80 73
20	A	Georgia	66 78									126	A	IUPUI	60 50
												155	H	Alabama	70 58
												178	H	Loyola Chicago	84 77
												200	H	USC Upstate	87 46
												248	N	High Point	81 61
												250	A	Clemson	76 63
												250	H	Clemson	77 48
												279	H	Alabama St.	80 54
												280	H	Prairie View	96 48
												309	H	Southeastern La.	102 49
												334	H	St. Francis Brooklyn	89 51
LAST 12 Division I GAMES:															
53	A	Duke	64 59	1	H	Notre Dame	42 54	250	A	Clemson	76 63				
26	H	Miami (FL)	55 58	92	H	Virginia	67 78	125	H	North Carolina	80 73				
16	A	Syracuse	52 71	17	A	Florida St.	69 75	42	A	North Carolina St.	57 65				
117	A	Virginia Tech	51 34												
118	H	Boston College	62 56												

Non-Div I Games:

Georgia Tech

■ Loss,
 ■ Non-Conf, S Site,
 ■ Home
 ■ Away
 N Neutral

Gonzaga

Through Games Of Feb. 22, 2016

Average RPI Win:	205	WON-LOST	WINNING	LAST 10	STRENGTH OF	OPP. STRENGTH	TEAM	ADJ.	CONF.	ADJ CONF.
Average RPI Loss:	71	RECORD	PCT. RANK	GAMES	SCHEDULE	OF SCHEDULE	RPI	RPI	RPI	RPI
DIV. I ONLY	17- 11	110	4- 6	139	93	108	108	8	8	
DIV. I NON-CONF.	8- 4	99	0- 0	146	94	118	118	9	9	
TOTALS	RPI 1-25	RPI 26-50	W-L RECORDS	RPI 51-100	RPI 101-150	RPI 150+				
17- 11	0- 2	1- 1	OVERALL	2- 5	1- 2	13- 1				
12- 3	0- 1	1- 1	HOME	1- 1	1- 0	9- 0				
5- 7	0- 1	0- 0	AWAY	1- 4	0- 1	4- 1				
0- 1	0- 0	0- 0	NEUTRAL	0- 0	0- 1	0- 0				
8- 4	0- 1	1- 1	NON-CONFERENCE	1- 1	0- 1	6- 0				
6- 2	0- 1	1- 1	HOME	0- 0	0- 0	5- 0				
2- 1	0- 0	0- 0	AWAY	1- 1	0- 0	1- 0				
0- 1	0- 0	0- 0	NEUTRAL	0- 0	0- 1	0- 0				
9- 7	0- 1	0- 0	CONFERENCE	1- 4	1- 1	7- 1				
6- 1	0- 0	0- 0	HOME	1- 1	1- 0	4- 0				
3- 6	0- 1	0- 0	AWAY	0- 3	0- 1	3- 1				
0- 0	0- 0	0- 0	NEUTRAL	0- 0	0- 0	0- 0				

RPI 1-25				RPI 26-50				RPI 51-100				RPI 101+ Team's RPI: 108			
RPI	S	Opponent	Score	RPI	S	Opponent	Score	RPI	S	Opponent	Score	RPI	S	Opponent	Score
10	H	Stanford	48 65	37	H	West Virginia	62 57	59	A	St. Mary's (CA)	47 66	102	A	San Francisco	52 71
12	A	BYU	54 58	43	H	Southern California	56 60	59	H	St. Mary's (CA)	68 69	102	H	San Francisco	68 47
								62	A	Santa Clara	64 71	125	N	North Carolina	62 67
								62	H	Santa Clara	53 44	156	A	Pacific	83 84
								63	A	Dayton	57 47	156	H	Pacific	68 61
								73	A	Washington St.	48 55	160	H	Montana St.	65 52
								77	A	San Diego	54 63	198	H	Eastern Wash.	78 56
												230	H	Grand Canyon	70 44
												236	H	Wyoming	61 57
												242	A	Loyola Marymount	66 59
												242	H	Loyola Marymount	83 68
												266	A	Pepperdine	74 57
												266	H	Pepperdine	56 39
												287	A	Portland	71 63
												287	H	Portland	86 51
												307	A	Colgate	80 50
												343	H	Air Force	88 35
LAST 12 Division I GAMES:															
156	A	Pacific	83 84	62	A	Santa Clara	64 71								
59	A	St. Mary's (CA)	47 66	156	H	Pacific	68 61								
287	H	Portland	86 51	59	H	St. Mary's (CA)	68 69								
266	H	Pepperdine	56 39	77	A	San Diego	54 63								
242	H	Loyola Marymount	83 68	12	A	BYU	54 58								
102	A	San Francisco	52 71	287	A	Portland	71 63								

Non-Div I Games:

Gonzaga

■ Loss,
 ■ Non-Conf, S Site,
 ■ Home
 ■ Away
 N Neutral

Grambling

Through Games Of Feb. 22, 2016

Average RPI Win: 287	WON-LOST	WINNING	LAST 10	STRENGTH OF	OPP. STRENGTH	TEAM	ADJ.	CONF.	ADJ CONF.
Average RPI Loss: 162	RECORD	PCT. RANK	GAMES	SCHEDULE	OF SCHEDULE	RPI	RPI	RPI	RPI
DIV. I ONLY	11- 12	191	7- 3	206	331	179	179	32	32
DIV. I NON-CONF.	1- 8	320	0- 0	65	77	212	212	31	31
TOTALS	RPI 1-25	RPI 26-50	W-L RECORDS	RPI 51-100	RPI 101-150	RPI 150+			
11- 12	0- 1	0- 2	OVERALL	0- 0	0- 2	11- 7			
5- 2	0- 0	0- 0	HOME	0- 0	0- 0	5- 2			
6- 10	0- 0	0- 0	AWAY	0- 0	0- 2	6- 2			
0- 0	0- 0	0- 0	NEUTRAL	0- 0	0- 0	0- 0			
1- 8	0- 1	0- 2	NON-CONFERENCE	0- 0	0- 2	1- 3			
0- 0	0- 0	0- 0	HOME	0- 0	0- 0	0- 0			
1- 8	0- 1	0- 2	AWAY	0- 0	0- 2	1- 3			
0- 0	0- 0	0- 0	NEUTRAL	0- 0	0- 0	0- 0			
10- 4	0- 0	0- 0	CONFERENCE	0- 0	0- 0	10- 4			
5- 2	0- 0	0- 0	HOME	0- 0	0- 0	5- 2			
5- 2	0- 0	0- 0	AWAY	0- 0	0- 0	5- 2			
0- 0	0- 0	0- 0	NEUTRAL	0- 0	0- 0	0- 0			

RPI 1-25				RPI 26-50				RPI 51-100				RPI 101+ Team's RPI: 179			
RPI	S	Opponent	Score	RPI	S	Opponent	Score	RPI	S	Opponent	Score	RPI	S	Opponent	Score
3	A	Baylor	42 96	31	A	Mississippi St.	43 107					128	A	Northwestern St.	62 71
				39	A	George Washington	58 85					142	A	Texas Tech	55 70
												155	A	Alabama	57 72
												163	A	Southern U.	68 80
												163	H	Southern U.	65 52
												190	A	Tulsa	51 79
												194	A	William & Mary	55 74
												241	A	Texas Southern	49 46
												241	H	Texas Southern	50 62
												279	H	Alabama St.	89 69
												280	A	Prairie View	51 44
												280	H	Prairie View	69 66
												298	A	Jackson St.	79 58
												298	H	Jackson St.	75 61
												312	A	Alcorn	85 76
												312	H	Alcorn	66 70
												317	A	Nicholls St.	69 65
												342	A	Ark.-Pine Bluff	68 83
												346	H	Alabama A&M	75 56
												348	A	Mississippi Val.	65 52
LAST 12 Division I GAMES:															
298	H	Jackson St.	75 61	342	A	Ark.-Pine Bluff	68 83								
241	A	Texas Southern	49 46	298	A	Jackson St.	79 58								
280	A	Prairie View	51 44	241	H	Texas Southern	50 62								
312	H	Alcorn	66 70	280	H	Prairie View	69 66								
163	H	Southern U.	65 52	312	A	Alcorn	85 76								
348	A	Mississippi Val.	65 52	163	A	Southern U.	68 80								

Non-Div I Games: Southern-N.O. 73 61 LSU-Alexandria 106 50

Grambling

■ Loss,
 ■ Non-Conf, S Site,
 ■ Home
 ■ Away
 N Neutral

Average RPI Win: 272		WON-LOST	WINNING	LAST 10	STRENGTH OF	OPP. STRENGTH	TEAM	ADJ.	CONF.	ADJ CONF.
Average RPI Loss: 141		RECORD	PCT. RANK	GAMES	SCHEDULE	OF SCHEDULE	RPI	RPI	RPI	RPI
DIV. I ONLY		12- 13	185	7- 3	266	258	230	230	25	25
DIV. I NON-CONF.		5- 8	209	0- 0	222	181	232	232	25	25
TOTALS		RPI 1-25	RPI 26-50	W-L RECORDS	RPI 51-100	RPI 101-150	RPI 150+			
12- 13	0- 0		0- 2	OVERALL	0- 4	1- 2	11- 5			
4- 6	0- 0		0- 0	HOME	0- 2	1- 1	3- 3			
8- 3	0- 0		0- 0	AWAY	0- 0	0- 0	8- 0			
0- 4	0- 0		0- 2	NEUTRAL	0- 1	0- 0	0- 1			
5- 8	0- 0		0- 2	NON-CONFERENCE	0- 2	1- 2	4- 2			
2- 3	0- 0		0- 0	HOME	0- 1	1- 1	1- 1			
3- 1	0- 0		0- 0	AWAY	0- 0	0- 1	3- 0			
0- 4	0- 0		0- 2	NEUTRAL	0- 1	0- 0	0- 1			
7- 5	0- 0		0- 0	CONFERENCE	0- 2	0- 0	7- 3			
2- 3	0- 0		0- 0	HOME	0- 1	0- 0	2- 2			
5- 2	0- 0		0- 0	AWAY	0- 1	0- 0	5- 1			
0- 0	0- 0		0- 0	NEUTRAL	0- 0	0- 0	0- 0			

RPI 1-25				RPI 26-50				RPI 51-100				RPI 101+				Team's RPI: 230	
RPI	S	Opponent	Score	RPI	S	Opponent	Score	RPI	S	Opponent	Score	RPI	S	Opponent	Score		
				37	N	West Virginia	50 68	54	H	UC Riverside	67 85	108	A	Gonzaga	44 70		
				43	N	Southern California	44 75	68	N	Abilene Christian	71 75	121	H	Hawaii	41 74		
								93	A	New Mexico St.	58 60	147	H	Oral Roberts	66 64		
								93	H	New Mexico St.	44 64	175	H	Northern Colo.	69 59		
												186	H	South Ala.	56 59		
												206	A	Utah Valley	61 53		
												207	A	UTRGV	28 52		
												207	H	UTRGV	66 68		
												240	A	CSU Bakersfield	61 51		
												257	A	Seattle	67 54		
												257	H	Seattle	60 53		
												302	A	UMKC	68 59		
												302	H	UMKC	57 63		
												310	N	Fairleigh Dickinson	68 74		
												314	A	North Dakota St.	76 67		
												337	A	UC Irvine	58 53		
												340	A	Chicago St.	65 60		
												340	H	Chicago St.	74 36		
												343	A	Air Force	73 39		
LAST 12 Division I GAMES:																	
				340	A	Chicago St.	65 60	240	A	CSU Bakersfield	61 51						
				302	A	UMKC	68 59	302	H	UMKC	57 63						
				257	H	Seattle	60 53	340	H	Chicago St.	74 36						
				207	H	UTRGV	66 68	206	A	Utah Valley	61 53						
				93	H	New Mexico St.	44 64	93	A	New Mexico St.	58 60						
				257	A	Seattle	67 54	207	A	UTRGV	28 52						

Non-Div I Games:	Western St.	77	40	San Diego Christian	60	40	Arizona Christian	87	54
------------------	-------------	----	----	---------------------	----	----	-------------------	----	----

Grand Canyon

Loss, Non-Conf, S Site, H Home A Away N Neutral

Average RPI Win:	267	WON-LOST	WINNING	LAST 10	STRENGTH OF	OPP. STRENGTH	TEAM	ADJ.	CONF.	ADJ CONF.
Average RPI Loss:	122	RECORD	PCT. RANK	GAMES	SCHEDULE	OF SCHEDULE	RPI	RPI	RPI	RPI
DIV. I ONLY	12- 14	196	8- 2	110	268	150	150	31	31	
DIV. I NON-CONF.	2- 11	306	0- 0	6	62	146	146	30	30	
TOTALS	RPI 1-25	RPI 26-50	W-L RECORDS	RPI 51-100	RPI 101-150	RPI 150+				
12- 14	0- 3	0- 2	OVERALL	0- 4	1- 0	11- 5				
5- 4	0- 0	0- 1	HOME	0- 1	0- 0	5- 2				
5- 10	0- 3	0- 1	AWAY	0- 3	0- 0	5- 3				
2- 0	0- 0	0- 0	NEUTRAL	0- 0	1- 0	1- 0				
2- 11	0- 3	0- 2	NON-CONFERENCE	0- 4	1- 0	1- 2				
0- 3	0- 0	0- 1	HOME	0- 1	0- 0	0- 1				
0- 8	0- 3	0- 1	AWAY	0- 3	0- 0	0- 1				
2- 0	0- 0	0- 0	NEUTRAL	0- 0	1- 0	1- 0				
10- 3	0- 0	0- 0	CONFERENCE	0- 0	0- 0	10- 3				
5- 1	0- 0	0- 0	HOME	0- 0	0- 0	5- 1				
5- 2	0- 0	0- 0	AWAY	0- 0	0- 0	5- 2				
0- 0	0- 0	0- 0	NEUTRAL	0- 0	0- 0	0- 0				

RPI 1-25				RPI 26-50				RPI 51-100				RPI 101+ Team's RPI: 150			
RPI	S	Opponent	Score	RPI	S	Opponent	Score	RPI	S	Opponent	Score	RPI	S	Opponent	Score
2	A	South Carolina	48 86	38	A	Princeton	55 79	60	A	Oregon	51 86	113	N	Wake Forest	47 42
6	A	Texas	52 79	40	H	James Madison	56 68	73	A	Washington St.	61 68	191	A	Stetson	59 68
25	A	UTEP	54 78					81	H	Drexel	36 57	208	N	Rhode Island	59 54
								96	A	Iowa St.	59 95	215	H	Lehigh	56 63
												234	A	N.C. A&T	55 52
												244	A	Morgan St.	65 51
												244	H	Morgan St.	60 47
												254	A	Coppin St.	64 68
												255	H	Bethune-Cookman	60 45
												285	A	UMES	76 55
												292	H	Savannah St.	65 53
												294	H	Florida A&M	59 66
												299	H	South Carolina St.	63 50
												329	A	Delaware St.	63 54
												333	A	Howard	77 83
												347	H	Norfolk St.	73 62
												349	A	N.C. Central	76 42
LAST 12 Division I GAMES:															
329	A	Delaware St.	63 54	299	H	South Carolina St.	63 50								
254	A	Coppin St.	64 68	292	H	Savannah St.	65 53								
244	H	Morgan St.	60 47	349	A	N.C. Central	76 42								
333	A	Howard	77 83	234	A	N.C. A&T	55 52								
285	A	UMES	76 55	294	H	Florida A&M	59 66								
347	H	Norfolk St.	73 62	255	H	Bethune-Cookman	60 45								

Non-Div I Games:

Hampton

■ Loss,
 ■ Non-Conf, S Site,
 ■ Home
 ■ Away
 N Neutral

RPI 1-25				RPI 26-50				RPI 51-100				RPI 101+ Team's RPI: 217			
RPI	S	Opponent	Score	RPI	S	Opponent	Score	RPI	S	Opponent	Score	RPI	S	Opponent	Score
8	H	Arizona St.	29 60	39	A	George Washington	51 82	66	A	Michigan	47 83	118	A	Boston College	28 62
				47	H	Albany (NY)	41 78	69	A	FGCU	44 64	144	A	Stony Brook	35 58
								71	A	Maine	43 61	144	H	Stony Brook	42 45
								99	A	Quinnipiac	69 71	157	A	UMBC	51 58
												157	H	UMBC	65 57
												174	H	Cornell	53 50
												216	A	Sacred Heart	68 67
												222	A	Massachusetts	57 63
												227	H	Dartmouth	36 43
												238	A	New Hampshire	42 53
												238	H	New Hampshire	48 44
												247	A	Binghamton	41 39
												247	H	Binghamton	47 53
												263	A	Providence	50 69
												289	H	Central Conn. St.	49 41
												295	A	Vermont	51 47
												295	H	Vermont	52 50
												321	A	UMass Lowell	75 70
												321	H	UMass Lowell	72 59
												322	H	Lafayette	55 50
LAST 12 Division I GAMES:															
				238	A	New Hampshire	42 53	47	H	Albany (NY)	41 78				
				157	A	UMBC	51 58	71	A	Maine	43 61				
				295	H	Vermont	52 50	238	H	New Hampshire	48 44				
				247	A	Binghamton	41 39	157	H	UMBC	65 57				
				144	H	Stony Brook	42 45	144	A	Stony Brook	35 58				
				321	A	UMass Lowell	75 70	295	A	Vermont	51 47				

Non-Div I Games:

Average RPI Win:	201	WON-LOST	WINNING	LAST 10	STRENGTH OF	OPP. STRENGTH	TEAM	ADJ.	CONF.	ADJ CONF.
Average RPI Loss:	106	RECORD	PCT. RANK	GAMES	SCHEDULE	OF SCHEDULE	RPI	RPI	RPI	RPI
DIV. I ONLY	12- 11	157	7- 3	70	180	103	103	10	10	
DIV. I NON-CONF.	5- 8	209	1- 1	85	189	151	151	12	12	
TOTALS	RPI 1-25	RPI 26-50	W-L RECORDS	RPI 51-100	RPI 101-150	RPI 150+				
12- 11	0- 0	0- 3	OVERALL	1- 4	1- 1	10- 3				
4- 5	0- 0	0- 2	HOME	0- 2	0- 0	4- 1				
7- 6	0- 0	0- 1	AWAY	0- 2	1- 1	6- 2				
1- 0	0- 0	0- 0	NEUTRAL	1- 0	0- 0	0- 0				
5- 8	0- 0	0- 1	NON-CONFERENCE	1- 4	1- 1	3- 2				
2- 2	0- 0	0- 0	HOME	0- 2	0- 0	2- 0				
2- 6	0- 0	0- 1	AWAY	0- 2	1- 1	1- 2				
1- 0	0- 0	0- 0	NEUTRAL	1- 0	0- 0	0- 0				
7- 3	0- 0	0- 2	CONFERENCE	0- 0	0- 0	7- 1				
2- 3	0- 0	0- 2	HOME	0- 0	0- 0	2- 1				
5- 0	0- 0	0- 0	AWAY	0- 0	0- 0	5- 0				
0- 0	0- 0	0- 0	NEUTRAL	0- 0	0- 0	0- 0				

RPI 1-25				RPI 26-50				RPI 51-100				RPI 101+ Team's RPI: 103			
RPI	S	Opponent	Score	RPI	S	Opponent	Score	RPI	S	Opponent	Score	RPI	S	Opponent	Score
				30	H	Penn	48 68	51	A	Chattanooga	58 62	112	A	Samford	60 54
				35	A	South Fla.	59 86	69	A	FGCU	65 74	144	A	Stony Brook	63 64
				38	H	Princeton	83 92	71	H	Maine	53 64	164	A	Yale	72 69
								91	H	Eastern Mich.	81 85	174	A	Cornell	65 56
								98	N	Toledo	76 70	174	H	Cornell	68 63
												197	A	Fairfield	50 67
												202	A	Brown	87 79
												208	A	Rhode Island	52 56
												222	H	Massachusetts	67 65
												224	A	Rice	67 61
												227	A	Dartmouth	56 43
												227	H	Dartmouth	64 70
												235	A	Columbia	69 66
												235	H	Columbia	84 54
												345	H	Boston U.	73 55
LAST 12 Division I GAMES:															
				174	H	Cornell	68 63	235	A	Columbia	69 66				
				235	H	Columbia	84 54	174	A	Cornell	65 56				
				164	A	Yale	72 69	227	H	Dartmouth	64 70				
				202	A	Brown	87 79	227	A	Dartmouth	56 43				
				38	H	Princeton	83 92	51	A	Chattanooga	58 62				
				30	H	Penn	48 68	112	A	Samford	60 54				

Non-Div I Games:

Harvard

Average RPI Win:	238	WON-LOST	WINNING	LAST 10	STRENGTH OF	OPP. STRENGTH	TEAM	ADJ.	CONF.	ADJ CONF.
Average RPI Loss:	75	RECORD	PCT. RANK	GAMES	SCHEDULE	OF SCHEDULE	RPI	RPI	RPI	RPI
DIV. I ONLY	16- 9	92	8- 2	168	143	121	121	22	22	
DIV. I NON-CONF.	7- 6	156	0- 0	82	8	107	107	21	21	
TOTALS	RPI 1-25	RPI 26-50	W-L RECORDS	RPI 51-100	RPI 101-150	RPI 150+				
16- 9	0- 4	0- 1	OVERALL	0- 2	2- 0	14- 2				
7- 5	0- 2	0- 1	HOME	0- 2	1- 0	6- 0				
9- 2	0- 0	0- 0	AWAY	0- 0	1- 0	8- 2				
0- 2	0- 2	0- 0	NEUTRAL	0- 0	0- 0	0- 0				
7- 6	0- 4	0- 1	NON-CONFERENCE	0- 1	0- 0	7- 0				
2- 4	0- 2	0- 1	HOME	0- 1	0- 0	2- 0				
5- 0	0- 0	0- 0	AWAY	0- 0	0- 0	5- 0				
0- 2	0- 2	0- 0	NEUTRAL	0- 0	0- 0	0- 0				
9- 3	0- 0	0- 0	CONFERENCE	0- 1	2- 0	7- 2				
5- 1	0- 0	0- 0	HOME	0- 1	1- 0	4- 0				
4- 2	0- 0	0- 0	AWAY	0- 0	1- 0	3- 2				
0- 0	0- 0	0- 0	NEUTRAL	0- 0	0- 0	0- 0				

RPI	S	Opponent	Score	RPI	S	Opponent	Score	RPI	S	Opponent	Score	RPI	S	Opponent	Score	Team's RPI: 121
2	H	South Carolina	51 67	30	H	Penn	54 64	54	H	UC Riverside	74 77	135	A	Long Beach St.	67 55	
8	H	Arizona St.	49 75					73	H	Washington St.	52 62	135	H	Long Beach St.	60 42	
12	N	BYU	56 67									169	A	Sacramento St.	74 72	
13	N	Texas A&M	41 82									187	A	UC Davis	58 60	
												187	H	UC Davis	70 50	
												193	A	Cal Poly	64 58	
												196	A	San Jose St.	76 73	
												230	A	Grand Canyon	74 41	
												240	A	CSU Bakersfield	65 55	
												240	H	CSU Bakersfield	74 60	
												242	H	Loyola Marymount	65 51	
												258	A	UC Santa Barbara	63 62	
												275	A	Northern Ariz.	61 52	
												300	A	CSUN	60 63	
												300	H	CSUN	77 50	
												337	A	UC Irvine	83 65	
												337	H	UC Irvine	59 35	
												338	H	Cal St. Fullerton	62 53	
LAST 12 Division I GAMES:																
187	H	UC Davis	70 50	300	A	CSUN	60 63									
135	H	Long Beach St.	60 42	337	A	UC Irvine	83 65									
258	A	UC Santa Barbara	63 62	54	H	UC Riverside	74 77									
193	A	Cal Poly	64 58	300	H	CSUN	77 50									
337	H	UC Irvine	59 35	187	A	UC Davis	58 60									
338	H	Cal St. Fullerton	62 53	135	A	Long Beach St.	67 55									

Non-Div I Games:

Hawaii

■ Loss,
■ Non-Conf,
■ S Site,
■ H Home
■ A Away
N Neutral

Average RPI Win:	272	WON-LOST	WINNING	LAST 10	STRENGTH OF	OPP. STRENGTH	TEAM	ADJ.	CONF.	ADJ CONF.
Average RPI Loss:	158	RECORD	PCT. RANK	GAMES	SCHEDULE	OF SCHEDULE	RPI	RPI	RPI	RPI
DIV. I ONLY	9- 15	244	6- 4	218	234	248	248	28	28	
DIV. I NON-CONF.	0- 8	338	0- 0	78	27	285	285	29	29	
TOTALS	RPI 1-25	RPI 26-50	W-L RECORDS	RPI 51-100	RPI 101-150	RPI 150+				
9- 15	0- 1	0- 1	OVERALL	0- 3	0- 3	9- 7				
5- 5	0- 0	0- 0	HOME	0- 1	0- 1	5- 3				
4- 8	0- 1	0- 1	AWAY	0- 1	0- 1	4- 4				
0- 2	0- 0	0- 0	NEUTRAL	0- 1	0- 1	0- 0				
0- 8	0- 1	0- 1	NON-CONFERENCE	0- 3	0- 1	0- 2				
0- 2	0- 0	0- 0	HOME	0- 1	0- 0	0- 1				
0- 4	0- 1	0- 1	AWAY	0- 1	0- 0	0- 1				
0- 2	0- 0	0- 0	NEUTRAL	0- 1	0- 1	0- 0				
9- 7	0- 0	0- 0	CONFERENCE	0- 0	0- 2	9- 5				
5- 3	0- 0	0- 0	HOME	0- 0	0- 1	5- 2				
4- 4	0- 0	0- 0	AWAY	0- 0	0- 1	4- 3				
0- 0	0- 0	0- 0	NEUTRAL	0- 0	0- 0	0- 0				

RPI 1-25				RPI 26-50				RPI 51-100				RPI 101+ Team's RPI: 248			
RPI	S	Opponent	Score	RPI	S	Opponent	Score	RPI	S	Opponent	Score	RPI	S	Opponent	Score
11	A	Maryland	50 105	42	A	North Carolina St.	48 89	76	N	Georgia Tech	61 81	116	A	Liberty	43 56
								79	H	VCU	39 69	120	H	UNC Asheville	81 82
								97	A	Elon	69 80	146	N	UAB	46 56
												167	H	Davidson	60 62
												201	A	Radford	56 54
												201	H	Radford	71 66
												213	A	Gardner-Webb	70 82
												213	H	Gardner-Webb	72 79
												214	A	Presbyterian	70 82
												214	H	Presbyterian	61 47
												276	A	Coastal Caro.	53 79
												276	H	Coastal Caro.	53 52
												281	A	Campbell	69 55
												297	A	UNCG	72 82
												303	H	Charleston So.	62 64
												318	A	Winthrop	74 67
												318	H	Winthrop	80 60
												320	A	Longwood	89 70
												320	H	Longwood	79 68
LAST 12 Division I GAMES:															
318	H	Winthrop	80 60	201	A	Radford	56 54								
320	A	Longwood	89 70	120	H	UNC Asheville	81 82								
213	H	Gardner-Webb	72 79	318	A	Winthrop	74 67								
276	A	Coastal Caro.	53 79	281	A	Campbell	69 55								
214	H	Presbyterian	61 47	276	H	Coastal Caro.	53 52								
116	A	Liberty	43 56	213	A	Gardner-Webb	70 82								

Non-Div I Games: Greensboro 82 49

High Point

■ Loss,
 ■ Non-Conf,
 ■ S Site,
 ■ Home
 ■ A Away
 N Neutral

Hofstra

Through Games Of Feb. 22, 2016

Average RPI Win:	210	WON-LOST	WINNING	LAST 10	STRENGTH OF	OPP. STRENGTH	TEAM	ADJ.	CONF.	ADJ CONF.
Average RPI Loss:	94	RECORD	PCT. RANK	GAMES	SCHEDULE	OF SCHEDULE	RPI	RPI	RPI	RPI
DIV. I ONLY	19- 7	56	6- 4	169	154	74	74	13	13	
DIV. I NON-CONF.	9- 2	37	0- 0	209	178	61	61	11	11	
TOTALS	RPI 1-25	RPI 26-50	W-L RECORDS	RPI 51-100	RPI 101-150	RPI 150+				
19- 7	0- 1	0- 2	OVERALL	1- 2	3- 0	15- 2				
10- 1	0- 0	0- 1	HOME	1- 0	3- 0	6- 0				
8- 5	0- 0	0- 1	AWAY	0- 2	0- 0	8- 2				
1- 1	0- 1	0- 0	NEUTRAL	0- 0	0- 0	1- 0				
9- 2	0- 1	0- 0	NON-CONFERENCE	0- 0	3- 0	6- 1				
4- 0	0- 0	0- 0	HOME	0- 0	3- 0	1- 0				
4- 1	0- 0	0- 0	AWAY	0- 0	0- 0	4- 1				
1- 1	0- 1	0- 0	NEUTRAL	0- 0	0- 0	1- 0				
10- 5	0- 0	0- 2	CONFERENCE	1- 2	0- 0	9- 1				
6- 1	0- 0	0- 1	HOME	1- 0	0- 0	5- 0				
4- 4	0- 0	0- 1	AWAY	0- 2	0- 0	4- 1				
0- 0	0- 0	0- 0	NEUTRAL	0- 0	0- 0	0- 0				

RPI 1-25				RPI 26-50				RPI 51-100				Team's RPI: 74		RPI 101+			
RPI	S	Opponent	Score	RPI	S	Opponent	Score	RPI	S	Opponent	Score			RPI	S	Opponent	Score
7	N	Oregon St.	50 73	40	A	James Madison	42 57	81	A	Drexel	64 67			104	H	Saint Joseph's	75 62
				40	H	James Madison	54 71	97	A	Elon	60 61			139	H	Buffalo	79 36
								97	H	Elon	59 49			144	H	Stony Brook	71 66
														159	H	Northeastern	75 50
														168	A	Delaware	47 54
														168	H	Delaware	58 49
														170	A	Marist	71 67
														194	A	William & Mary	61 53
														194	H	William & Mary	75 45
														197	A	Fairfield	67 53
														222	A	Massachusetts	56 57
														229	A	Col. of Charleston	62 58
														233	H	Navy	65 63
														256	A	UNCW	68 64
														256	H	UNCW	62 38
														270	A	American	60 51
														276	N	Coastal Caro.	82 40
														283	A	Towson	74 56
														283	H	Towson	64 60
														329	A	Delaware St.	66 49
LAST 12 Division I GAMES:																	
				168	A	Delaware	47 54					97	H	Elon			59 49
				256	H	UNCW	62 38					81	A	Drexel			64 67
				40	A	James Madison	42 57					283	H	Towson			64 60
				194	A	William & Mary	61 53					159	H	Northeastern			75 50
				283	A	Towson	74 56					194	H	William & Mary			75 45
				40	H	James Madison	54 71					256	A	UNCW			68 64

Non-Div I Games:

Hofstra

■ Loss,
 ■ Non-Conf, S Site,
 ■ Home
 ■ Away
 N Neutral

Holy Cross

Through Games Of Feb. 22, 2016

Average RPI Win:	280	WON-LOST	WINNING	LAST 10	STRENGTH OF	OPP. STRENGTH	TEAM	ADJ.	CONF.	ADJ CONF.
Average RPI Loss:	154	RECORD	PCT. RANK	GAMES	SCHEDULE	OF SCHEDULE	RPI	RPI	RPI	RPI
DIV. I ONLY	12- 14	196	5- 5	274	256	239	239	26	26	
DIV. I NON-CONF.	3- 8	258	0- 0	303	167	321	321	27	27	
TOTALS	RPI 1-25	RPI 26-50	W-L RECORDS	RPI 51-100	RPI 101-150	RPI 150+				
12- 14	0- 0	0- 0	OVERALL	0- 5	0- 3	12- 6				
8- 4	0- 0	0- 0	HOME	0- 2	0- 0	8- 2				
4- 10	0- 0	0- 0	AWAY	0- 3	0- 3	4- 4				
0- 0	0- 0	0- 0	NEUTRAL	0- 0	0- 0	0- 0				
3- 8	0- 0	0- 0	NON-CONFERENCE	0- 1	0- 3	3- 4				
3- 2	0- 0	0- 0	HOME	0- 0	0- 0	3- 2				
0- 6	0- 0	0- 0	AWAY	0- 1	0- 3	0- 2				
0- 0	0- 0	0- 0	NEUTRAL	0- 0	0- 0	0- 0				
9- 6	0- 0	0- 0	CONFERENCE	0- 4	0- 0	9- 2				
5- 2	0- 0	0- 0	HOME	0- 2	0- 0	5- 0				
4- 4	0- 0	0- 0	AWAY	0- 2	0- 0	4- 2				
0- 0	0- 0	0- 0	NEUTRAL	0- 0	0- 0	0- 0				

RPI S	Opponent	Score	RPI S	Opponent	Score	RPI S	Opponent	Score	RPI S	Opponent	Score	Team's RPI: 239
64	A Army West Point	58 77	64	H Army West Point	49 80	89	A Bucknell	64 74	118	A Boston College	51 60	
89	H Bucknell	51 58	89	H Bucknell	51 58	99	A Quinnipiac	61 74	122	A Pittsburgh	50 56	
									130	A Penn St.	82 86	
									164	A Yale	59 69	
									215	A Lehigh	58 61	
									215	H Lehigh	77 71	
									222	H Massachusetts	60 74	
									227	H Dartmouth	54 60	
									231	H Manhattan	58 44	
									233	A Navy	49 50	
									233	H Navy	57 49	
									245	H Bryant	65 64	
									270	A American	59 50	
									270	H American	59 54	
									295	H Vermont	77 63	
									307	A Colgate	80 71	
									307	H Colgate	70 61	
									321	A UMass Lowell	67 75	
									322	A Lafayette	57 54	
									322	H Lafayette	66 49	
									345	A Boston U.	60 41	
LAST 12 Division I GAMES:												
270	A American	59 50	233	A Navy	49 50							
64	H Army West Point	49 80	270	H American	59 54							
215	H Lehigh	77 71	64	A Army West Point	58 77							
322	A Lafayette	57 54	215	A Lehigh	58 61							
89	A Bucknell	64 74	322	H Lafayette	66 49							
307	H Colgate	70 61	89	H Bucknell	51 58							

Non-Div I Games:

Holy Cross

Loss, Non-Conf, S Site, H Home A Away N Neutral

Average RPI Win: 253	WON-LOST	WINNING	LAST 10	STRENGTH OF	OPP. STRENGTH	TEAM	ADJ.	CONF.	ADJ CONF.
Average RPI Loss: 128	RECORD	PCT. RANK	GAMES	SCHEDULE	OF SCHEDULE	RPI	RPI	RPI	RPI
DIV. I ONLY	5- 21	312	1- 9	159	109	278	278	9	9
DIV. I NON-CONF.	4- 7	222	0- 0	168	275	214	214	7	7
TOTALS	RPI 1-25	RPI 26-50	W-L RECORDS	RPI 51-100	RPI 101-150	RPI 150+			
5- 21	0- 1	0- 2	OVERALL	0- 6	1- 2	4- 10			
2- 10	0- 1	0- 0	HOME	0- 2	1- 1	1- 6			
3- 8	0- 0	0- 1	AWAY	0- 2	0- 1	3- 4			
0- 3	0- 0	0- 1	NEUTRAL	0- 2	0- 0	0- 0			
4- 7	0- 0	0- 1	NON-CONFERENCE	0- 2	1- 1	3- 3			
1- 3	0- 0	0- 0	HOME	0- 0	1- 1	0- 2			
3- 1	0- 0	0- 0	AWAY	0- 0	0- 0	3- 1			
0- 3	0- 0	0- 1	NEUTRAL	0- 2	0- 0	0- 0			
1- 14	0- 1	0- 1	CONFERENCE	0- 4	0- 1	1- 7			
1- 7	0- 1	0- 0	HOME	0- 2	0- 0	1- 4			
0- 7	0- 0	0- 1	AWAY	0- 2	0- 1	0- 3			
0- 0	0- 0	0- 0	NEUTRAL	0- 0	0- 0	0- 0			

RPI S Opponent	Score	RPI S Opponent	Score	RPI S Opponent	Score	RPI S Opponent	Score	Team's RPI: 278
4 H UConn	37 76	35 A South Fla.	49 73	55 N Iowa	50 64	105 A Memphis	57 74	
		39 N George Washington	78 82	67 A Temple	48 78	127 H La.-Lafayette	52 51	
				67 H Temple	66 75	135 H Long Beach St.	41 47	
				83 A Tulane	48 70	162 A East Carolina	70 76	
				83 H Tulane	56 59	162 H East Carolina	59 68	
				100 N Wright St.	61 75	171 H SMU	48 50	
						190 A Tulsa	28 44	
						190 H Tulsa	62 79	
						195 A Cincinnati	50 56	
						195 H Cincinnati	61 67	
						207 H UTRGV	45 55	
						212 H UNLV	60 63	
						224 A Rice	62 59	
						229 A Col. of Charleston	48 55	
						268 H UCF	64 55	
						313 A A&M-Corpus Christi	76 73	
						332 A Incarnate Word	67 51	
LAST 12 Division I GAMES:								
195 H Cincinnati	61 67	35 A South Fla.	49 73					
162 H East Carolina	59 68	67 A Temple	48 78					
190 A Tulsa	28 44	190 H Tulsa	62 79					
83 H Tulane	56 59	162 A East Carolina	70 76					
268 H UCF	64 55	171 H SMU	48 50					
195 A Cincinnati	50 56	4 H UConn	37 76					

Non-Div I Games:

Houston

■ Loss,
 ■ Non-Conf, S Site,
 ■ Home
 ■ Away
 N Neutral

Houston Baptist

Through Games Of Feb. 22, 2016

Average RPI Win:	292	WON-LOST	WINNING	LAST 10	STRENGTH OF	OPP. STRENGTH	TEAM	ADJ.	CONF.	ADJ CONF.
Average RPI Loss:	170	RECORD	PCT. RANK	GAMES	SCHEDULE	OF SCHEDULE	RPI	RPI	RPI	RPI
DIV. I ONLY	9- 12	220	5- 5	273	291	246	246	27	27	
DIV. I NON-CONF.	2- 5	253	0- 0	116	322	216	216	26	26	
TOTALS	RPI 1-25	RPI 26-50	W-L RECORDS	RPI 51-100	RPI 101-150	RPI 150+				
9- 12	0- 1	0- 0	OVERALL	0- 1	0- 3	9- 7				
4- 4	0- 0	0- 0	HOME	0- 0	0- 1	4- 3				
4- 8	0- 1	0- 0	AWAY	0- 1	0- 2	4- 4				
1- 0	0- 0	0- 0	NEUTRAL	0- 0	0- 0	1- 0				
2- 5	0- 1	0- 0	NON-CONFERENCE	0- 0	0- 1	2- 3				
0- 2	0- 0	0- 0	HOME	0- 0	0- 1	0- 1				
1- 3	0- 1	0- 0	AWAY	0- 0	0- 0	1- 2				
1- 0	0- 0	0- 0	NEUTRAL	0- 0	0- 0	1- 0				
7- 7	0- 0	0- 0	CONFERENCE	0- 1	0- 2	7- 4				
4- 2	0- 0	0- 0	HOME	0- 0	0- 0	4- 2				
3- 5	0- 0	0- 0	AWAY	0- 1	0- 2	3- 2				
0- 0	0- 0	0- 0	NEUTRAL	0- 0	0- 0	0- 0				

RPI 1-25				RPI 26-50				RPI 51-100				RPI 101+ Team's RPI: 246			
RPI	S	Opponent	Score	RPI	S	Opponent	Score	RPI	S	Opponent	Score	RPI	S	Opponent	Score
25	A	UTEP	63 98					68	A	Abilene Christian	60 77	110	A	Central Ark.	44 45
												128	A	Northwestern St.	44 55
												149	H	UT Arlington	40 64
												161	H	McNeese St.	64 71
												182	A	New Mexico	57 65
												211	H	Stephen F. Austin	50 64
												223	H	Texas St.	66 71
												237	A	Sam Houston St.	70 78
												237	H	Sam Houston St.	67 63
												241	A	Texas Southern	77 65
												259	N	Omaha	64 51
												265	A	UTSA	50 79
												284	A	Lamar	70 77
												284	H	Lamar	77 66
												309	H	Southeastern La.	64 56
												313	A	A&M-Corpus Christi	73 59
												317	H	Nicholls St.	80 71
												332	A	Incarnate Word	62 61
												335	A	New Orleans	71 51
LAST 12 Division I GAMES:															
332	A	Incarnate Word	62 61	68	A	Abilene Christian	60 77								
237	A	Sam Houston St.	70 78	284	A	Lamar	70 77								
284	H	Lamar	77 66	335	A	New Orleans	71 51								
211	H	Stephen F. Austin	50 64	110	A	Central Ark.	44 45								
313	A	A&M-Corpus Christi	73 59	309	H	Southeastern La.	64 56								
237	H	Sam Houston St.	67 63	317	H	Nicholls St.	80 71								

Non-Div I Games: Trinity (TX) 60 46 Huston-Tillotson 96 65 Paul Quinn 95 42

Houston Baptist

Loss, Non-Conf, S Site, H Home A Away N Neutral

Average RPI Win:	251	WON-LOST	WINNING	LAST 10	STRENGTH OF	OPP. STRENGTH	TEAM	ADJ.	CONF.	ADJ CONF.
Average RPI Loss:	218	RECORD	PCT. RANK	GAMES	SCHEDULE	OF SCHEDULE	RPI	RPI	RPI	RPI
DIV. I ONLY	5- 21	312	2- 7	310	294	333	333	31	31	
DIV. I NON-CONF.	2- 11	306	0- 0	199	196	288	288	30	30	
TOTALS	RPI 1-25	RPI 26-50	W-L RECORDS	RPI 51-100	RPI 101-150	RPI 150+				
5- 21	0- 2	0- 0	OVERALL	0- 0	1- 5	4- 14				
2- 9	0- 0	0- 0	HOME	0- 0	1- 1	1- 8				
3- 11	0- 1	0- 0	AWAY	0- 0	0- 3	3- 6				
0- 1	0- 0	0- 0	NEUTRAL	0- 0	0- 1	0- 0				
2- 11	0- 2	0- 0	NON-CONFERENCE	0- 0	0- 5	2- 4				
1- 3	0- 0	0- 0	HOME	0- 0	0- 1	1- 2				
1- 7	0- 2	0- 0	AWAY	0- 0	0- 3	1- 2				
0- 1	0- 0	0- 0	NEUTRAL	0- 0	0- 1	0- 0				
3- 10	0- 0	0- 0	CONFERENCE	0- 0	1- 0	2- 10				
1- 6	0- 0	0- 0	HOME	0- 0	1- 0	0- 6				
2- 4	0- 0	0- 0	AWAY	0- 0	0- 0	2- 4				
0- 0	0- 0	0- 0	NEUTRAL	0- 0	0- 0	0- 0				

RPI 1-25				RPI 26-50				RPI 51-100				RPI 101+ Team's RPI: 333			
RPI	S	Opponent	Score	RPI	S	Opponent	Score	RPI	S	Opponent	Score	RPI	S	Opponent	Score
16	A	Syracuse	48 97									106	A	Northwestern	49 89
18	A	Duquesne	62 86									111	N	Mercer	53 70
												134	A	Arizona	28 65
												143	H	Old Dominion	64 83
												148	A	Xavier	47 70
												150	H	Hampton	83 77
												174	H	Cornell	76 74
												220	A	Ill.-Chicago	48 75
												234	A	N.C. A&T	70 88
												244	A	Morgan St.	66 78
												254	A	Coppin St.	71 69
												254	H	Coppin St.	67 83
												255	H	Bethune-Cookman	77 81
												264	A	Georgia St.	58 65
												274	H	La Salle	68 71
												285	A	UMES	59 62
												285	H	UMES	57 79
												292	H	Savannah St.	64 69
												299	H	South Carolina St.	63 65
												325	H	LIU Brooklyn	72 89
												329	A	Delaware St.	86 87
												330	A	Mt. St. Mary's	62 49
												347	H	Norfolk St.	108 110
												349	A	N.C. Central	68 61
LAST 12 Division I GAMES:															
299	H	South Carolina St.	63 65	285	A	UMES	59 62								
292	H	Savannah St.	64 69	244	A	Morgan St.	66 78								
285	H	UMES	57 79	255	H	Bethune-Cookman	77 81								
254	A	Coppin St.	71 69	329	A	Delaware St.	86 87								
150	H	Hampton	83 77	254	H	Coppin St.	67 83								
347	H	Norfolk St.	108 110	174	H	Cornell	76 74								

Non-Div I Games:

Howard

■ Loss,
 ■ Non-Conf, S Site,
 ■ Home
 ■ Away
 N Neutral

Average RPI Win:	277	WON-LOST	WINNING	LAST 10	STRENGTH OF	OPP. STRENGTH	TEAM	ADJ.	CONF.	ADJ CONF.
Average RPI Loss:	163	RECORD	PCT. RANK	GAMES	SCHEDULE	OF SCHEDULE	RPI	RPI	RPI	RPI
DIV. I ONLY	4- 21	324	2- 8	172	255	316	316	18	18	
DIV. I NON-CONF.	2- 9	296	0- 0	172	283	300	300	19	19	
TOTALS	RPI 1-25	RPI 26-50	W-L RECORDS	RPI 51-100	RPI 101-150	RPI 150+				
4- 21	0- 0	0- 2	OVERALL	0- 3	1- 5	3- 11				
4- 7	0- 0	0- 1	HOME	0- 1	1- 2	3- 3				
0- 14	0- 0	0- 1	AWAY	0- 2	0- 3	0- 8				
0- 0	0- 0	0- 0	NEUTRAL	0- 0	0- 0	0- 0				
2- 9	0- 0	0- 2	NON-CONFERENCE	0- 0	0- 2	2- 5				
2- 3	0- 0	0- 1	HOME	0- 0	0- 1	2- 1				
0- 6	0- 0	0- 1	AWAY	0- 0	0- 1	0- 4				
0- 0	0- 0	0- 0	NEUTRAL	0- 0	0- 0	0- 0				
2- 12	0- 0	0- 0	CONFERENCE	0- 3	1- 3	1- 6				
2- 4	0- 0	0- 0	HOME	0- 1	1- 1	1- 2				
0- 8	0- 0	0- 0	AWAY	0- 2	0- 2	0- 4				
0- 0	0- 0	0- 0	NEUTRAL	0- 0	0- 0	0- 0				

RPI S	Opponent	Score	RPI S	Opponent	Score	RPI S	Opponent	Score	RPI S	Opponent	Score	Team's RPI: 316
29	A Ohio	52 79	61	A South Dakota St.	64 92	115	H Western Mich.	48 70				
46	H Indiana	72 79	61	H South Dakota St.	42 61	126	A IUPUI	52 63				
			65	A South Dakota	60 92	126	H IUPUI	50 69				
						138	A Northern Ky.	64 77				
						147	A Oral Roberts	59 61				
						147	H Oral Roberts	54 48				
						154	A Detroit	63 64				
						173	A Milwaukee	60 73				
						197	A Fairfield	62 74				
						200	H USC Upstate	81 84				
						205	A Oakland	74 81				
						228	A Western Ill.	87 88				
						228	H Western Ill.	74 78				
						259	A Omaha	64 71				
						259	H Omaha	58 60				
						296	A Denver	50 53				
						296	H Denver	61 49				
						314	A North Dakota St.	85 94				
						324	H Kent St.	86 68				
						340	H Chicago St.	62 51				
LAST 12 Division I GAMES:												
126	A IUPUI	52 63	259	H Omaha	58 60							
147	H Oral Roberts	54 48	314	A North Dakota St.	85 94							
61	A South Dakota St.	64 92	65	A South Dakota	60 92							
259	A Omaha	64 71	147	A Oral Roberts	59 61							
228	A Western Ill.	87 88	61	H South Dakota St.	42 61							
296	H Denver	61 49	296	A Denver	50 53							

Non-Div I Games: Trine 82 62 Grace (IN) 91 39

IPFW

Loss, Non-Conf, S Site, H Home A Away N Neutral

IUPUI				STRENGTH OF SCHEDULE	OPP. STRENGTH OF SCHEDULE	TEAM RPI	ADJ. RPI	CONF. RPI	ADJ CONF. RPI
Average RPI Win:	229	WON-LOST RECORD	WINNING PCT. RANK						
Average RPI Loss:	148		LAST 10 GAMES						
DIV. I ONLY	17- 8	74	7- 3	281	192	126	126	18	18
DIV. I NON-CONF.	7- 4	110	0- 0	186	132	111	111	19	19

TOTALS	RPI 1-25	RPI 26-50	W-L RECORDS	RPI 51-100	RPI 101-150	RPI 150+			
17- 8	0- 1	0- 0	OVERALL	2- 3	2- 1	13- 3			
8- 2	0- 0	0- 0	HOME	1- 1	1- 1	6- 0			
8- 6	0- 1	0- 0	AWAY	1- 2	1- 0	6- 3			
1- 0	0- 0	0- 0	NEUTRAL	0- 0	0- 0	1- 0			
7- 4	0- 1	0- 0	NON-CONFERENCE	2- 1	1- 0	4- 2			
3- 1	0- 0	0- 0	HOME	1- 1	1- 0	1- 0			
3- 3	0- 1	0- 0	AWAY	1- 0	0- 0	2- 2			
1- 0	0- 0	0- 0	NEUTRAL	0- 0	0- 0	1- 0			
10- 4	0- 0	0- 0	CONFERENCE	0- 2	1- 1	9- 1			
5- 1	0- 0	0- 0	HOME	0- 0	0- 1	5- 0			
5- 3	0- 0	0- 0	AWAY	0- 2	1- 0	4- 1			
0- 0	0- 0	0- 0	NEUTRAL	0- 0	0- 0	0- 0			

RPI 1-25				RPI 26-50				RPI 51-100				RPI 101+ Team's RPI: 126			
RPI	S	Opponent	Score	RPI	S	Opponent	Score	RPI	S	Opponent	Score	RPI	S	Opponent	Score
15	A	Louisville	61 70					61	A	South Dakota St.	66 68	101	H	Belmont	62 59
								65	A	South Dakota	59 65	147	A	Oral Roberts	57 54
								76	H	Georgia Tech	50 60	147	H	Oral Roberts	47 52
								79	H	VCU	70 69	165	A	SIUE	85 67
								88	A	Marquette	60 55	209	H	Indiana St.	68 43
												211	N	Stephen F. Austin	62 55
												225	A	North Texas	67 68
												228	A	Western Ill.	68 60
												228	H	Western Ill.	96 87
												259	A	Omaha	54 57
												259	H	Omaha	75 59
												296	A	Denver	67 54
												296	H	Denver	81 75
												314	A	North Dakota St.	64 63
												314	H	North Dakota St.	67 44
												316	A	IPFW	69 50
												316	H	IPFW	63 52
												327	A	Evansville	68 62
												339	A	Eastern Ill.	71 77
LAST 12 Division I GAMES:															
316	H	IPFW	63 52	296	H	Denver	81 75	65	A	South Dakota	59 65				
259	A	Omaha	54 57	61	A	South Dakota St.	66 68	314	H	North Dakota St.	67 44				
296	A	Denver	67 54	259	H	Omaha	75 59	228	A	Western Ill.	68 60				
314	A	North Dakota St.	64 63												
228	H	Western Ill.	96 87												
147	A	Oral Roberts	57 54												

Non-Div I Games: Oakland City 104 30 Ind.-Southeast 99 50

IUPUI

Loss, Non-Conf, S Site, H Home A Away N Neutral

Average RPI Win: 230	WON-LOST	WINNING	LAST 10	STRENGTH OF	OPP. STRENGTH	TEAM	ADJ.	CONF.	ADJ CONF.
Average RPI Loss: 115	RECORD	PCT. RANK	GAMES	SCHEDULE	OF SCHEDULE	RPI	RPI	RPI	RPI
DIV. I ONLY	18- 7	62	8- 2	299	105	137	137	20	20
DIV. I NON-CONF.	6- 4	125	0- 0	166	101	137	137	22	22
TOTALS	RPI 1-25	RPI 26-50	W-L RECORDS	RPI 51-100	RPI 101-150	RPI 150+			
18- 7	0- 1	0- 0	OVERALL	1- 2	2- 1	15- 3			
11- 3	0- 0	0- 0	HOME	0- 1	1- 0	10- 2			
5- 3	0- 1	0- 0	AWAY	0- 0	1- 1	4- 1			
2- 1	0- 0	0- 0	NEUTRAL	1- 1	0- 0	1- 0			
6- 4	0- 1	0- 0	NON-CONFERENCE	1- 2	0- 1	5- 0			
4- 1	0- 0	0- 0	HOME	0- 1	0- 0	4- 0			
0- 2	0- 1	0- 0	AWAY	0- 0	0- 1	0- 0			
2- 1	0- 0	0- 0	NEUTRAL	1- 1	0- 0	1- 0			
12- 3	0- 0	0- 0	CONFERENCE	0- 0	2- 0	10- 3			
7- 2	0- 0	0- 0	HOME	0- 0	1- 0	6- 2			
5- 1	0- 0	0- 0	AWAY	0- 0	1- 0	4- 1			
0- 0	0- 0	0- 0	NEUTRAL	0- 0	0- 0	0- 0			

RPI 1-25				RPI 26-50				RPI 51-100				RPI 101+ Team's RPI: 137			
RPI	S	Opponent	Score	RPI	S	Opponent	Score	RPI	S	Opponent	Score	RPI	S	Opponent	Score
7	A	Oregon St.	44 69					53	N	Duke	68 74	114	A	North Dakota	65 59
								68	H	Abilene Christian	59 71	114	H	North Dakota	92 65
								96	N	Iowa St.	97 65	142	A	Texas Tech	62 78
												160	H	Montana St.	59 62
												169	A	Sacramento St.	98 88
												169	H	Sacramento St.	107 60
												175	A	Northern Colo.	68 70
												175	H	Northern Colo.	66 56
												192	H	Montana	78 61
												198	H	Eastern Wash.	66 74
												223	N	Texas St.	75 55
												236	H	Wyoming	61 57
												257	H	Seattle	64 60
												258	H	UC Santa Barbara	64 42
												275	A	Northern Ariz.	72 51
												275	H	Northern Ariz.	76 59
												300	H	CSUN	106 50
												315	A	Portland St.	94 65
												315	H	Portland St.	84 63
												328	A	Southern Utah	62 51
												328	H	Southern Utah	93 48
LAST 12 Division I GAMES:															
169	H	Sacramento St.	107 60	315	A	Portland St.	94 65								
315	H	Portland St.	84 63	169	A	Sacramento St.	98 88								
114	A	North Dakota	65 59	160	H	Montana St.	59 62								
175	A	Northern Colo.	68 70	192	H	Montana	78 61								
275	H	Northern Ariz.	76 59	328	A	Southern Utah	62 51								
328	H	Southern Utah	93 48	275	A	Northern Ariz.	72 51								

Non-Div I Games: Carroll (MT) 75 47 Northwest Chrst. 71 48

Idaho

■ Loss,
 ■ Non-Conf, S Site,
 ■ Home
 ■ Away
 N Neutral

Average RPI Win:	252	WON-LOST	WINNING	LAST 10	STRENGTH OF	OPP. STRENGTH	TEAM	ADJ.	CONF.	ADJ CONF.
Average RPI Loss:	141	RECORD	PCT. RANK	GAMES	SCHEDULE	OF SCHEDULE	RPI	RPI	RPI	RPI
DIV. I ONLY	11- 12	191	3- 3	321	97	232	232	20	20	
DIV. I NON-CONF.	5- 4	138	0- 1	92	102	73	73	22	22	
TOTALS	RPI 1-25	RPI 26-50	W-L RECORDS	RPI 51-100	RPI 101-150	RPI 150+				
11- 12	0- 2	0- 0	OVERALL	0- 0	1- 4	10- 6				
5- 4	0- 0	0- 0	HOME	0- 0	0- 1	5- 3				
5- 8	0- 2	0- 0	AWAY	0- 0	1- 3	4- 3				
1- 0	0- 0	0- 0	NEUTRAL	0- 0	0- 0	1- 0				
5- 4	0- 2	0- 0	NON-CONFERENCE	0- 0	1- 2	4- 0				
2- 0	0- 0	0- 0	HOME	0- 0	0- 0	2- 0				
2- 4	0- 2	0- 0	AWAY	0- 0	1- 2	1- 0				
1- 0	0- 0	0- 0	NEUTRAL	0- 0	0- 0	1- 0				
6- 8	0- 0	0- 0	CONFERENCE	0- 0	0- 2	6- 6				
3- 4	0- 0	0- 0	HOME	0- 0	0- 1	3- 3				
3- 4	0- 0	0- 0	AWAY	0- 0	0- 1	3- 3				
0- 0	0- 0	0- 0	NEUTRAL	0- 0	0- 0	0- 0				

RPI	S	Opponent	Score	RPI	S	Opponent	Score	RPI	S	Opponent	Score	RPI	S	Opponent	Score	Team's RPI: 232
23	A	Michigan St.	60 79					106	A	Northwestern	36 72					
25	A	UTEP	54 67					114	A	North Dakota	42 45					
								114	H	North Dakota	57 60					
								142	A	Texas Tech	64 79					
								145	A	Boise St.	80 77					
								169	A	Sacramento St.	62 83					
								169	H	Sacramento St.	59 68					
								175	A	Northern Colo.	47 48					
								175	H	Northern Colo.	59 61					
								199	A	Weber St.	58 57					
								199	H	Weber St.	46 61					
								203	H	Utah St.	81 67					
								204	N	Southeast Mo. St.	65 64					
								206	A	Utah Valley	56 47					
								257	H	Seattle	83 67					
								275	A	Northern Ariz.	62 63					
								275	H	Northern Ariz.	71 61					
								315	A	Portland St.	64 42					
								315	H	Portland St.	71 70					
								328	A	Southern Utah	71 67					
								328	H	Southern Utah	64 47					
LAST 12 Division I GAMES:																
25	A	UTEP	54 67	114	H	North Dakota	57 60									
328	H	Southern Utah	64 47	275	A	Northern Ariz.	62 63									
275	H	Northern Ariz.	71 61	328	A	Southern Utah	71 67									
169	A	Sacramento St.	62 83	199	A	Weber St.	58 57									
315	A	Portland St.	64 42	315	H	Portland St.	71 70									
175	H	Northern Colo.	59 61	169	H	Sacramento St.	59 68									

Non-Div I Games: Colo. Christian 82 56 Montana Tech 82 55

Idaho St.

■ Loss,
 ■ Non-Conf,
 ■ S Site,
 ■ Home
 ■ A Away
 N Neutral

Ill.-Chicago

Through Games Of Feb. 22, 2016

Average RPI Win:	270	WON-LOST	WINNING	LAST 10	STRENGTH OF	OPP. STRENGTH	TEAM	ADJ.	CONF.	ADJ CONF.
Average RPI Loss:	123	RECORD	PCT. RANK	GAMES	SCHEDULE	OF SCHEDULE	RPI	RPI	RPI	RPI
DIV. I ONLY	12- 14	196	3- 7	230	210	220	220	14	14	
DIV. I NON-CONF.	9- 2	37	0- 0	342	302	173	173	16	16	
TOTALS	RPI 1-25	RPI 26-50	W-L RECORDS	RPI 51-100	RPI 101-150	RPI 150+				
12- 14	0- 0	0- 2	OVERALL	1- 4	0- 3	11- 5				
5- 8	0- 0	0- 1	HOME	1- 2	0- 2	4- 3				
7- 6	0- 0	0- 1	AWAY	0- 2	0- 1	7- 2				
0- 0	0- 0	0- 0	NEUTRAL	0- 0	0- 0	0- 0				
9- 2	0- 0	0- 0	NON-CONFERENCE	1- 2	0- 0	8- 0				
4- 1	0- 0	0- 0	HOME	1- 1	0- 0	3- 0				
5- 1	0- 0	0- 0	AWAY	0- 1	0- 0	5- 0				
0- 0	0- 0	0- 0	NEUTRAL	0- 0	0- 0	0- 0				
3- 12	0- 0	0- 2	CONFERENCE	0- 2	0- 3	3- 5				
1- 7	0- 0	0- 1	HOME	0- 1	0- 2	1- 3				
2- 5	0- 0	0- 1	AWAY	0- 1	0- 1	2- 2				
0- 0	0- 0	0- 0	NEUTRAL	0- 0	0- 0	0- 0				

RPI	S	Opponent	Score	RPI	S	Opponent	Score	RPI	S	Opponent	Score	RPI	S	Opponent	Score	Team's RPI: 220
27	A	Green Bay	22 64	57	A	Purdue	51 62	131	H	Youngstown St.	64 69					
27	H	Green Bay	40 58	84	H	Central Mich.	66 63	138	A	Northern Ky.	53 55					
				98	H	Toledo	51 60	138	H	Northern Ky.	61 72					
				100	A	Wright St.	62 73	154	A	Detroit	65 51					
				100	H	Wright St.	72 80	154	H	Detroit	80 89					
								173	A	Milwaukee	53 54					
								173	H	Milwaukee	56 62					
								205	A	Oakland	73 78					
								205	H	Oakland	76 78					
								228	A	Western Ill.	78 70					
								243	A	Valparaiso	54 50					
								277	H	Cleveland St.	80 62					
								296	A	Denver	56 46					
								304	A	Bradley	66 56					
								319	A	Illinois St.	74 65					
								323	H	Nevada	70 55					
								333	H	Howard	75 48					
								339	H	Eastern Ill.	66 54					
								340	A	Chicago St.	51 47					
LAST 12 Division I GAMES:																
173	H	Milwaukee	56 62	243	A	Valparaiso	54 50									
27	H	Green Bay	40 58	277	H	Cleveland St.	80 62									
205	A	Oakland	73 78	131	H	Youngstown St.	64 69									
154	A	Detroit	65 51	27	A	Green Bay	22 64									
100	H	Wright St.	72 80	173	A	Milwaukee	53 54									
138	H	Northern Ky.	61 72	154	H	Detroit	80 89									

Non-Div I Games:

Ill.-Chicago

■ Loss,
 ■ Non-Conf, S Site,
 ■ Home
 ■ Away
 N Neutral

Illinois

Through Games Of Feb. 22, 2016

Average RPI Win:	168	WON-LOST	WINNING	LAST 10	STRENGTH OF	OPP. STRENGTH	TEAM	ADJ.	CONF.	ADJ CONF.
Average RPI Loss:	59	RECORD	PCT. RANK	GAMES	SCHEDULE	OF SCHEDULE	RPI	RPI	RPI	RPI
DIV. I ONLY	9- 18	263	1- 9	13	55	152	152	5	5	
DIV. I NON-CONF.	7- 4	110	0- 0	12	231	75	75	4	4	
TOTALS	RPI 1-25	RPI 26-50	W-L RECORDS	RPI 51-100	RPI 101-150	RPI 150+				
9- 18	0- 3	1- 4	OVERALL	2- 8	1- 3	5- 0				
8- 9	0- 2	1- 2	HOME	2- 3	1- 2	4- 0				
1- 9	0- 1	0- 2	AWAY	0- 5	0- 1	1- 0				
0- 0	0- 0	0- 0	NEUTRAL	0- 0	0- 0	0- 0				
7- 4	0- 0	1- 2	NON-CONFERENCE	2- 1	1- 1	3- 0				
7- 2	0- 0	1- 1	HOME	2- 1	1- 0	3- 0				
0- 2	0- 0	0- 1	AWAY	0- 0	0- 1	0- 0				
0- 0	0- 0	0- 0	NEUTRAL	0- 0	0- 0	0- 0				
2- 14	0- 3	0- 2	CONFERENCE	0- 7	0- 2	2- 0				
1- 7	0- 2	0- 1	HOME	0- 2	0- 2	1- 0				
1- 7	0- 1	0- 1	AWAY	0- 5	0- 0	1- 0				
0- 0	0- 0	0- 0	NEUTRAL	0- 0	0- 0	0- 0				

RPI 1-25				RPI 26-50				RPI 51-100				RPI 101+ Team's RPI: 152			
RPI	S	Opponent	Score	RPI	S	Opponent	Score	RPI	S	Opponent	Score	RPI	S	Opponent	Score
5	A	Ohio St.	74 117	26	A	Miami (FL)	64 73	52	A	Rutgers	54 67	105	A	Memphis	75 81
5	H	Ohio St.	70 80	29	H	Ohio	62 53	52	H	Rutgers	56 63	106	H	Northwestern	59 69
11	H	Maryland	63 79	39	H	George Washington	57 70	57	A	Purdue	65 69	130	H	Penn St.	56 65
				46	A	Indiana	66 68	65	H	South Dakota	76 85	136	H	Southern Ill.	78 64
				46	H	Indiana	68 80	66	A	Michigan	83 96	181	A	Wisconsin	76 56
								80	A	Minnesota	77 82	181	H	Wisconsin	71 65
								80	H	Minnesota	75 106	215	H	Lehigh	76 67
								82	A	Nebraska	57 73	262	H	Tennessee St.	98 43
								84	H	Central Mich.	74 69	340	H	Chicago St.	67 36
								87	H	UT Martin	94 74				
LAST 12 Division I GAMES:															
5	A	Ohio St.	74 117	5	H	Ohio St.	70 80								
181	A	Wisconsin	76 56	80	A	Minnesota	77 82								
52	H	Rutgers	56 63	130	H	Penn St.	56 65								
46	H	Indiana	68 80	46	A	Indiana	66 68								
66	A	Michigan	83 96	181	H	Wisconsin	71 65								
106	H	Northwestern	59 69	52	A	Rutgers	54 67								

Non-Div I Games:

Illinois

Loss, Non-Conf, S Site, H Home A Away N Neutral

Average RPI Win:	290	WON-LOST	WINNING	LAST 10	STRENGTH OF	OPP. STRENGTH	TEAM	ADJ.	CONF.	ADJ CONF.
Average RPI Loss:	177	RECORD	PCT. RANK	GAMES	SCHEDULE	OF SCHEDULE	RPI	RPI	RPI	RPI
DIV. I ONLY	6- 19	297	3- 7	288	229	319	319	21	21	
DIV. I NON-CONF.	2- 9	296	0- 0	312	271	341	341	17	17	
TOTALS	RPI 1-25	RPI 26-50	W-L RECORDS	RPI 51-100	RPI 101-150	RPI 150+				
6- 19	0- 1	0- 0	OVERALL	0- 1	0- 5	6- 12				
5- 7	0- 0	0- 0	HOME	0- 1	0- 2	5- 4				
1- 10	0- 1	0- 0	AWAY	0- 0	0- 3	1- 6				
0- 2	0- 0	0- 0	NEUTRAL	0- 0	0- 0	0- 2				
2- 9	0- 1	0- 0	NON-CONFERENCE	0- 0	0- 0	2- 8				
2- 3	0- 0	0- 0	HOME	0- 0	0- 0	2- 3				
0- 4	0- 1	0- 0	AWAY	0- 0	0- 0	0- 3				
0- 2	0- 0	0- 0	NEUTRAL	0- 0	0- 0	0- 2				
4- 10	0- 0	0- 0	CONFERENCE	0- 1	0- 5	4- 4				
3- 4	0- 0	0- 0	HOME	0- 1	0- 2	3- 1				
1- 6	0- 0	0- 0	AWAY	0- 0	0- 3	1- 3				
0- 0	0- 0	0- 0	NEUTRAL	0- 0	0- 0	0- 0				

RPI	S	Opponent	Score	RPI	S	Opponent	Score	RPI	S	Opponent	Score	RPI	S	Opponent	Score	Team's RPI: 319
22	A	DePaul	41 89					90	H	Missouri St.	51 73	107	A	UNI	51 65	
												107	H	UNI	35 61	
												109	A	Drake	41 76	
												109	H	Drake	58 98	
												136	A	Southern Ill.	71 76	
												164	A	Yale	47 60	
												165	H	SIUE	57 65	
												178	A	Loyola Chicago	61 73	
												178	H	Loyola Chicago	41 57	
												209	A	Indiana St.	56 63	
												209	H	Indiana St.	73 62	
												220	H	Ill.-Chicago	65 74	
												228	H	Western Ill.	64 79	
												253	A	Bowling Green	52 70	
												259	N	Omaha	56 60	
												261	N	Northern Ill.	59 68	
												265	A	UTSA	51 77	
												271	H	Murray St.	81 76	
												288	H	Wichita St.	70 49	
												304	A	Bradley	38 52	
												304	H	Bradley	54 49	
												327	A	Evansville	64 57	
												340	H	Chicago St.	57 53	
LAST 12 Division I GAMES:																
304	A	Bradley	38 52	327	A	Evansville	64 57									
178	A	Loyola Chicago	61 73	178	H	Loyola Chicago	41 57									
107	H	UNI	35 61	304	H	Bradley	54 49									
109	H	Drake	58 98	109	A	Drake	41 76									
209	H	Indiana St.	73 62	107	A	UNI	51 65									
136	A	Southern Ill.	71 76	209	A	Indiana St.	56 63									

Non-Div I Games:

Illinois St.

Average RPI Win:	262	WON-LOST	WINNING	LAST 10	STRENGTH OF	OPP. STRENGTH	TEAM	ADJ.	CONF.	ADJ CONF.
Average RPI Loss:	207	RECORD	PCT. RANK	GAMES	SCHEDULE	OF SCHEDULE	RPI	RPI	RPI	RPI
DIV. I ONLY	3- 18	334	2- 8	292	279	332	332	27	27	
DIV. I NON-CONF.	0- 7	338	0- 0	215	204	337	337	26	26	
TOTALS	RPI 1-25	RPI 26-50	W-L RECORDS	RPI 51-100	RPI 101-150	RPI 150+				
3- 18	0- 0	0- 1	OVERALL	0- 2	0- 3	3- 12				
0- 10	0- 0	0- 0	HOME	0- 1	0- 2	0- 7				
3- 8	0- 0	0- 1	AWAY	0- 1	0- 1	3- 5				
0- 0	0- 0	0- 0	NEUTRAL	0- 0	0- 0	0- 0				
0- 7	0- 0	0- 1	NON-CONFERENCE	0- 1	0- 1	0- 4				
0- 3	0- 0	0- 0	HOME	0- 0	0- 0	0- 3				
0- 4	0- 0	0- 1	AWAY	0- 1	0- 1	0- 1				
0- 0	0- 0	0- 0	NEUTRAL	0- 0	0- 0	0- 0				
3- 11	0- 0	0- 0	CONFERENCE	0- 1	0- 2	3- 8				
0- 7	0- 0	0- 0	HOME	0- 1	0- 2	0- 4				
3- 4	0- 0	0- 0	AWAY	0- 0	0- 0	3- 4				
0- 0	0- 0	0- 0	NEUTRAL	0- 0	0- 0	0- 0				

RPI S	Opponent	Score	RPI S	Opponent	Score	RPI S	Opponent	Score	RPI S	Opponent	Score	Team's RPI: 332
44	A Colorado St.	37 60	57	A Purdue	27 95	110	H Central Ark.	57 76	128	H Northwestern St.	48 53	
			68	H Abilene Christian	71 86	142	A Texas Tech	55 70	161	A McNeese St.	68 55	
						207	A UTRGV	47 60	207	H UTRGV	50 68	
						211	A Stephen F. Austin	62 74	225	H North Texas	55 62	
						237	H Sam Houston St.	60 65	246	H Houston Baptist	61 62	
						278	H Houston	51 67	284	A Lamar	49 59	
						309	A Southeastern La.	70 66	313	A A&M-Corpus Christi	55 69	
						313	H A&M-Corpus Christi	56 57	317	A Nicholls St.	63 61	
						317	H Nicholls St.	64 66	335	A New Orleans	49 55	
LAST 12 Division I GAMES:												
313	A A&M-Corpus Christi	55 69	317	H Nicholls St.	64 66							
246	H Houston Baptist	61 62	313	H A&M-Corpus Christi	56 57							
110	H Central Ark.	57 76	68	H Abilene Christian	71 86							
211	A Stephen F. Austin	62 74	161	A McNeese St.	68 55							
284	A Lamar	49 59	309	A Southeastern La.	70 66							
317	A Nicholls St.	63 61	128	H Northwestern St.	48 53							

Non-Div I Games: LSU-Alexandria 96 59 Howard Payne 78 65 Sul Ross St. 54 35 Trinity (TX) 55 61 Incarnate Word

Loss, Non-Conf, S Site, H Home A Away N Neutral

Average RPI Win:	134	WON-LOST	WINNING	LAST 10	STRENGTH OF	OPP. STRENGTH	TEAM	ADJ.	CONF.	ADJ CONF.
Average RPI Loss:	50	RECORD	PCT. RANK	GAMES	SCHEDULE	OF SCHEDULE	RPI	RPI	RPI	RPI
DIV. I ONLY	18- 10	91	8- 2	58	23	46	46	5	5	
DIV. I NON-CONF.	8- 4	99	0- 0	61	57	63	63	4	4	
TOTALS	RPI 1-25	RPI 26-50	W-L RECORDS	RPI 51-100	RPI 101-150	RPI 150+				
18- 10	1- 3	0- 3	OVERALL	7- 3	2- 0	8- 1				
13- 0	1- 0	0- 0	HOME	7- 0	1- 0	4- 0				
4- 7	0- 3	0- 0	AWAY	0- 3	1- 0	3- 1				
1- 3	0- 0	0- 3	NEUTRAL	0- 0	0- 0	1- 0				
8- 4	0- 1	0- 3	NON-CONFERENCE	2- 0	1- 0	5- 0				
5- 0	0- 0	0- 0	HOME	2- 0	1- 0	2- 0				
2- 1	0- 1	0- 0	AWAY	0- 0	0- 0	2- 0				
1- 3	0- 0	0- 3	NEUTRAL	0- 0	0- 0	1- 0				
10- 6	1- 2	0- 0	CONFERENCE	5- 3	1- 0	3- 1				
8- 0	1- 0	0- 0	HOME	5- 0	0- 0	2- 0				
2- 6	0- 2	0- 0	AWAY	0- 3	1- 0	1- 1				
0- 0	0- 0	0- 0	NEUTRAL	0- 0	0- 0	0- 0				

RPI	S	Opponent	Score	RPI	S	Opponent	Score	Team's RPI: 46	RPI	S	Opponent	Score	RPI	S	Opponent	Score
5	A	Ohio St.	70 97	26	N	Miami (FL)	75 89		51	H	Chattanooga	54 43	106	A	Northwestern	91 84
11	A	Maryland	63 86	29	N	Ohio	56 63		52	H	Rutgers	64 48	112	H	Samford	65 56
22	A	DePaul	69 84	37	N	West Virginia	64 75		55	A	Iowa	73 76	152	A	Illinois	80 68
23	H	Michigan St.	81 65						55	H	Iowa	79 74	152	H	Illinois	68 66
									57	A	Purdue	53 63	164	H	Yale	76 60
									66	H	Michigan	77 69	181	A	Wisconsin	69 73
									76	H	Georgia Tech	69 60	181	H	Wisconsin	67 57
									80	A	Minnesota	76 78	209	A	Indiana St.	53 50
									80	H	Minnesota	93 79	262	H	Tennessee St.	88 56
									82	H	Nebraska	59 47	269	N	Austin Peay	90 58
													316	A	IPFW	79 72
LAST 12 Division I GAMES:																
55	A	Iowa	73 76	11	A	Maryland	63 86									
80	H	Minnesota	93 79	52	H	Rutgers	64 48									
181	H	Wisconsin	67 57	106	A	Northwestern	91 84									
152	A	Illinois	80 68	152	H	Illinois	68 66									
82	H	Nebraska	59 47	80	A	Minnesota	76 78									
55	H	Iowa	79 74	23	H	Michigan St.	81 65									

Non-Div I Games:

Indiana

Average RPI Win:	252	WON-LOST	WINNING	LAST 10	STRENGTH OF	OPP. STRENGTH	TEAM	ADJ.	CONF.	ADJ CONF.
Average RPI Loss:	138	RECORD	PCT. RANK	GAMES	SCHEDULE	OF SCHEDULE	RPI	RPI	RPI	RPI
DIV. I ONLY	12- 13	185	6- 4	220	230	209	209	21	21	
DIV. I NON-CONF.	4- 7	222	0- 0	190	248	228	228	17	17	
TOTALS	RPI 1-25	RPI 26-50	W-L RECORDS	RPI 51-100	RPI 101-150	RPI 150+				
12- 13	0- 0	0- 1	OVERALL	0- 3	1- 6	11- 3				
7- 5	0- 0	0- 1	HOME	0- 2	1- 1	6- 1				
5- 7	0- 0	0- 0	AWAY	0- 1	0- 5	5- 1				
0- 1	0- 0	0- 0	NEUTRAL	0- 0	0- 0	0- 1				
4- 7	0- 0	0- 1	NON-CONFERENCE	0- 2	0- 2	4- 2				
2- 3	0- 0	0- 1	HOME	0- 1	0- 0	2- 1				
2- 3	0- 0	0- 0	AWAY	0- 1	0- 2	2- 0				
0- 1	0- 0	0- 0	NEUTRAL	0- 0	0- 0	0- 1				
8- 6	0- 0	0- 0	CONFERENCE	0- 1	1- 4	7- 1				
5- 2	0- 0	0- 0	HOME	0- 1	1- 1	4- 0				
3- 4	0- 0	0- 0	AWAY	0- 0	0- 3	3- 1				
0- 0	0- 0	0- 0	NEUTRAL	0- 0	0- 0	0- 0				

RPI S	Opponent	Score	RPI S	Opponent	Score	RPI S	Opponent	Score	RPI S	Opponent	Score	Team's RPI: 209
46	H Indiana	50 53	58	H Saint Louis	52 62	107	A UNI	42 53				
			84	A Central Mich.	65 85	107	H UNI	45 61				
			90	H Missouri St.	51 59	109	A Drake	55 80				
						109	H Drake	68 53				
						126	A IUPUI	43 68				
						136	A Southern Ill.	64 76				
						138	A Northern Ky.	67 73				
						178	A Loyola Chicago	74 71				
						178	H Loyola Chicago	62 48				
						185	H Butler	70 63				
						190	A Tulsa	67 63				
						211	N Stephen F. Austin	62 71				
						259	H Omaha	50 51				
						288	H Wichita St.	59 33				
						302	A UMKC	77 47				
						304	A Bradley	68 59				
						304	H Bradley	59 37				
						319	A Illinois St.	62 73				
						319	H Illinois St.	63 56				
						327	A Evansville	59 44				
						339	H Eastern Ill.	60 42				
LAST 12 Division I GAMES:												
178	A Loyola Chicago	74 71	136	A Southern Ill.	64 76							
304	A Bradley	68 59	304	H Bradley	59 37							
109	H Drake	68 53	178	H Loyola Chicago	62 48							
107	H UNI	45 61	107	A UNI	42 53							
319	A Illinois St.	62 73	109	A Drake	55 80							
327	A Evansville	59 44	319	H Illinois St.	63 56							

Non-Div I Games:

Indiana St.

■ Loss,
 ■ Non-Conf,
 ■ S Site,
 ■ H Home
 ■ A Away
 N Neutral

Average RPI Win: 243		WON-LOST	WINNING	LAST 10	STRENGTH OF	OPP. STRENGTH	TEAM	ADJ.	CONF.	ADJ CONF.
Average RPI Loss: 115		RECORD	PCT. RANK	GAMES	SCHEDULE	OF SCHEDULE	RPI	RPI	RPI	RPI
DIV. I ONLY		19- 10	84	9- 1	248	173	119	119	23	23
DIV. I NON-CONF.		4- 7	222	0- 0	125	24	177	177	23	23
TOTALS		RPI 1-25	RPI 26-50	W-L RECORDS		RPI 51-100	RPI 101-150	RPI 150+		
19- 10	0- 0		0- 2	OVERALL		0- 3	1- 2	18- 3		
10- 1	0- 0		0- 0	HOME		0- 1	0- 0	10- 0		
8- 7	0- 0		0- 1	AWAY		0- 2	1- 2	7- 2		
1- 2	0- 0		0- 1	NEUTRAL		0- 0	0- 0	1- 1		
4- 7	0- 0		0- 2	NON-CONFERENCE		0- 2	1- 2	3- 1		
2- 1	0- 0		0- 0	HOME		0- 1	0- 0	2- 0		
1- 4	0- 0		0- 1	AWAY		0- 1	1- 2	0- 0		
1- 2	0- 0		0- 1	NEUTRAL		0- 0	0- 0	1- 1		
15- 3	0- 0		0- 0	CONFERENCE		0- 1	0- 0	15- 2		
8- 0	0- 0		0- 0	HOME		0- 0	0- 0	8- 0		
7- 3	0- 0		0- 0	AWAY		0- 1	0- 0	7- 2		
0- 0	0- 0		0- 0	NEUTRAL		0- 0	0- 0	0- 0		

[illegible]

Non-Div I Games:

Iona

Loss, Non-Conf, S Site, H Home A Away N Neutral

Average RPI Win:	131	WON-LOST	WINNING	LAST 10	STRENGTH OF	OPP. STRENGTH	TEAM	ADJ.	CONF.	ADJ CONF.
Average RPI Loss:	52	RECORD	PCT. RANK	GAMES	SCHEDULE	OF SCHEDULE	RPI	RPI	RPI	RPI
DIV. I ONLY	17- 11	110	4- 6	23	46	55	55	5	5	
DIV. I NON-CONF.	10- 2	33	0- 0	80	152	27	27	4	4	
TOTALS	RPI 1-25	RPI 26-50	W-L RECORDS	RPI 51-100	RPI 101-150	RPI 150+				
17- 11	0- 4	1- 2	OVERALL	7- 4	4- 1	5- 0				
10- 4	0- 3	1- 0	HOME	4- 0	2- 1	3- 0				
5- 6	0- 1	0- 1	AWAY	2- 4	2- 0	1- 0				
2- 1	0- 0	0- 1	NEUTRAL	1- 0	0- 0	1- 0				
10- 2	0- 0	0- 1	NON-CONFERENCE	3- 1	3- 0	4- 0				
6- 0	0- 0	0- 0	HOME	1- 0	2- 0	3- 0				
2- 1	0- 0	0- 0	AWAY	1- 1	1- 0	0- 0				
2- 1	0- 0	0- 1	NEUTRAL	1- 0	0- 0	1- 0				
7- 9	0- 4	1- 1	CONFERENCE	4- 3	1- 1	1- 0				
4- 4	0- 3	1- 0	HOME	3- 0	0- 1	0- 0				
3- 5	0- 1	0- 1	AWAY	1- 3	1- 0	1- 0				
0- 0	0- 0	0- 0	NEUTRAL	0- 0	0- 0	0- 0				

RPI 1-25				RPI 26-50				RPI 51-100				RPI 101+			
RPI	S	Opponent	Score	RPI	S	Opponent	Score	RPI	S	Opponent	Score	RPI	S	Opponent	Score
5	H	Ohio St.	81 98	39	N	George Washington	77 81	52	H	Rutgers	69 65	106	A	Northwestern	79 64
11	H	Maryland	56 76	46	A	Indiana	74 79	57	A	Purdue	73 90	107	A	UNI	80 65
23	A	Michigan St.	73 80	46	H	Indiana	76 73	57	H	Purdue	63 55	109	H	Drake	89 76
23	H	Michigan St.	69 74					66	A	Michigan	75 82	114	H	North Dakota	83 61
								66	H	Michigan	85 69	130	H	Penn St.	69 82
								80	A	Minnesota	76 78	181	A	Wisconsin	57 54
								82	A	Nebraska	74 68	219	H	Robert Morris	69 50
								87	H	UT Martin	62 56	228	H	Western Ill.	96 81
								92	A	Virginia	85 73	278	N	Houston	64 50
								96	A	Iowa St.	66 69	304	H	Bradley	60 53
								100	N	Wright St.	83 77				
LAST 12 Division I GAMES:															
46	H	Indiana	76 73	106	A	Northwestern	79 64								
57	H	Purdue	63 55	66	H	Michigan	85 69								
80	A	Minnesota	76 78	57	A	Purdue	73 90								
5	H	Ohio St.	81 98	130	H	Penn St.	69 82								
23	H	Michigan St.	69 74	23	A	Michigan St.	73 80								
46	A	Indiana	74 79	181	A	Wisconsin	57 54								

Non-Div I Games:

Iowa

■ Loss,
 ■ Non-Conf,
 ■ S Site,
 ■ H Home
 ■ A Away
 N Neutral

Average RPI Win:	175	WON-LOST	WINNING	LAST 10	STRENGTH OF	OPP. STRENGTH	TEAM	ADJ.	CONF.	ADJ CONF.
Average RPI Loss:	55	RECORD	PCT. RANK	GAMES	SCHEDULE	OF SCHEDULE	RPI	RPI	RPI	RPI
DIV. I ONLY	13- 13	168	2- 8	50	36	96	96	3	3	
DIV. I NON-CONF.	8- 3	77	0- 0	192	183	113	113	3	3	
TOTALS	RPI 1-25	RPI 26-50	W-L RECORDS	RPI 51-100	RPI 101-150	RPI 150+				
13- 13	1- 5	1- 2	OVERALL	1- 3	3- 3	7- 0				
9- 4	1- 2	0- 1	HOME	1- 1	2- 0	5- 0				
3- 7	0- 3	1- 1	AWAY	0- 1	1- 2	1- 0				
1- 2	0- 0	0- 0	NEUTRAL	0- 1	0- 1	1- 0				
8- 3	0- 0	0- 0	NON-CONFERENCE	1- 1	2- 2	5- 0				
6- 0	0- 0	0- 0	HOME	1- 0	1- 0	4- 0				
1- 1	0- 0	0- 0	AWAY	0- 0	1- 1	0- 0				
1- 2	0- 0	0- 0	NEUTRAL	0- 1	0- 1	1- 0				
5- 10	1- 5	1- 2	CONFERENCE	0- 2	1- 1	2- 0				
3- 4	1- 2	0- 1	HOME	0- 1	1- 0	1- 0				
2- 6	0- 3	1- 1	AWAY	0- 1	0- 1	1- 0				
0- 0	0- 0	0- 0	NEUTRAL	0- 0	0- 0	0- 0				

RPI	S	Opponent	Score	RPI	S	Opponent	Score	RPI	S	Opponent	Score	RPI	S	Opponent	Score
3	A	Baylor	41 78	34	H	Oklahoma	71 77	53	N	Duke	48 86	107	A	UNI	84 75
3	H	Baylor	61 77	37	A	West Virginia	47 57	55	H	Iowa	69 66	109	A	Drake	70 74
6	A	Texas	54 75	48	A	Kansas St.	84 79	86	A	TCU	69 79	137	N	Idaho	65 97
6	H	Texas	49 65					86	H	TCU	62 72	142	A	Texas Tech	66 69
19	A	Oklahoma St.	76 79									142	H	Texas Tech	77 48
19	H	Oklahoma St.	49 42									150	H	Hampton	95 59
												163	H	Southern U.	86 46
												218	A	Kansas	63 53
												218	H	Kansas	65 49
												223	N	Texas St.	83 61
												275	H	Northern Ariz.	79 63
												312	H	Alcorn	91 41
												342	H	Ark.-Pine Bluff	70 41
LAST 12 Division I GAMES:															
3	A	Baylor	41 78	34	H	Oklahoma	71 77								
142	H	Texas Tech	77 48	86	H	TCU	62 72								
86	A	TCU	69 79	3	H	Baylor	61 77								
37	A	West Virginia	47 57	19	A	Oklahoma St.	76 79								
6	H	Texas	49 65	142	A	Texas Tech	66 69								
218	A	Kansas	63 53	218	H	Kansas	65 49								

Non-Div I Games:

Iowa St.

■ Loss,
 ■ Non-Conf,
 ■ S Site,
 ■ H Home
 ■ A Away
 N Neutral

Average RPI Win:	312	WON-LOST	WINNING	LAST 10	STRENGTH OF	OPP. STRENGTH	TEAM	ADJ.	CONF.	ADJ CONF.
Average RPI Loss:	207	RECORD	PCT. RANK	GAMES	SCHEDULE	OF SCHEDULE	RPI	RPI	RPI	RPI
DIV. I ONLY	9- 13	227	3- 7	338	345	298	298	32	32	
DIV. I NON-CONF.	3- 5	218	0- 0	334	247	297	297	31	31	
TOTALS	RPI 1-25	RPI 26-50	W-L RECORDS	RPI 51-100	RPI 101-150	RPI 150+				
9- 13	0- 1	0- 0	OVERALL	0- 1	0- 1	9- 10				
5- 5	0- 0	0- 0	HOME	0- 0	0- 0	5- 5				
4- 8	0- 1	0- 0	AWAY	0- 1	0- 1	4- 5				
0- 0	0- 0	0- 0	NEUTRAL	0- 0	0- 0	0- 0				
3- 5	0- 1	0- 0	NON-CONFERENCE	0- 1	0- 1	3- 2				
2- 1	0- 0	0- 0	HOME	0- 0	0- 0	2- 1				
1- 4	0- 1	0- 0	AWAY	0- 1	0- 1	1- 1				
0- 0	0- 0	0- 0	NEUTRAL	0- 0	0- 0	0- 0				
6- 8	0- 0	0- 0	CONFERENCE	0- 0	0- 0	6- 8				
3- 4	0- 0	0- 0	HOME	0- 0	0- 0	3- 4				
3- 4	0- 0	0- 0	AWAY	0- 0	0- 0	3- 4				
0- 0	0- 0	0- 0	NEUTRAL	0- 0	0- 0	0- 0				

RPI 1-25				RPI 26-50				RPI 51-100				RPI 101+ Team's RPI: 298			
RPI	S	Opponent	Score	RPI	S	Opponent	Score	RPI	S	Opponent	Score	RPI	S	Opponent	Score
14	A	Kentucky	24 92					83	A	Tulane	49 92	128	A	Northwestern St.	54 59
												163	A	Southern U.	57 84
												163	H	Southern U.	57 66
												179	A	Grambling	61 75
												179	H	Grambling	58 79
												241	A	Texas Southern	47 66
												241	H	Texas Southern	36 62
												279	H	Alabama St.	70 69
												280	A	Prairie View	77 67
												280	H	Prairie View	52 62
												291	H	Jacksonville St.	71 65
												309	A	Southeastern La.	79 72
												312	A	Alcorn	73 66
												312	H	Alcorn	79 65
												331	H	Lipscomb	53 52
												335	A	New Orleans	68 85
												340	H	Chicago St.	59 76
												342	A	Ark.-Pine Bluff	66 71
												346	H	Alabama A&M	59 58
												348	A	Mississippi Val.	72 46
LAST 12 Division I GAMES:															
179	A	Grambling	61 75	348	A	Mississippi Val.	72 46	179	H	Grambling	58 79				
280	A	Prairie View	77 67	280	H	Prairie View	52 62	241	H	Texas Southern	36 62				
241	A	Texas Southern	47 66	163	A	Southern U.	57 84	312	A	Alcorn	73 66				
163	H	Southern U.	57 66												
312	H	Alcorn	79 65												
342	A	Ark.-Pine Bluff	66 71												

Non-Div I Games: Fisk 78 58 Blue Mountain 74 52 Mobile 100 57

Jackson St.

Loss, Non-Conf, S Site, H Home A Away N Neutral

Jacksonville

Through Games Of Feb. 22, 2016

Average RPI Win:	281	WON-LOST	WINNING	LAST 10	STRENGTH OF	OPP. STRENGTH	TEAM	ADJ.	CONF.	ADJ CONF.
Average RPI Loss:	117	RECORD	PCT. RANK	GAMES	SCHEDULE	OF SCHEDULE	RPI	RPI	RPI	RPI
DIV. I ONLY	16- 10	104	7- 3	255	273	141	141	29	29	
DIV. I NON-CONF.	6- 7	176	0- 0	232	218	195	195	28	28	
TOTALS	RPI 1-25	RPI 26-50	W-L RECORDS	RPI 51-100	RPI 101-150	RPI 150+				
16- 10	0- 2	0- 1	OVERALL	0- 2	0- 2	16- 3				
9- 1	0- 0	0- 0	HOME	0- 1	0- 0	9- 0				
6- 8	0- 1	0- 1	AWAY	0- 0	0- 1	6- 0				
1- 1	0- 0	0- 0	NEUTRAL	0- 0	0- 0	1- 1				
6- 7	0- 2	0- 1	NON-CONFERENCE	0- 0	0- 2	6- 2				
4- 0	0- 0	0- 0	HOME	0- 0	0- 0	4- 0				
1- 6	0- 2	0- 1	AWAY	0- 0	0- 2	1- 1				
1- 1	0- 0	0- 0	NEUTRAL	0- 0	0- 0	1- 1				
10- 3	0- 0	0- 0	CONFERENCE	0- 2	0- 0	10- 1				
5- 1	0- 0	0- 0	HOME	0- 1	0- 0	5- 0				
5- 2	0- 0	0- 0	AWAY	0- 1	0- 0	5- 1				
0- 0	0- 0	0- 0	NEUTRAL	0- 0	0- 0	0- 0				

RPI 1-25				RPI 26-50				RPI 51-100				RPI 101+ Team's RPI: 141			
RPI	S	Opponent	Score	RPI	S	Opponent	Score	RPI	S	Opponent	Score	RPI	S	Opponent	Score
16	A	Syracuse	49 65	35	A	South Fla.	52 74	69	A	FGCU	39 58	113	A	Wake Forest	51 57
17	A	Florida St.	60 77					69	H	FGCU	55 59	149	A	UT Arlington	54 56
												191	A	Stetson	61 66
												191	H	Stetson	69 49
												200	A	USC Upstate	49 43
												200	H	USC Upstate	75 69
												227	N	Dartmouth	51 44
												253	N	Bowling Green	69 72
												255	A	Bethune-Cookman	63 53
												256	A	UNCW	49 51
												271	H	Murray St.	79 54
												292	A	Kennesaw St.	67 42
												292	H	Kennesaw St.	78 63
												292	H	Savannah St.	65 52
												299	H	South Carolina St.	79 47
												301	H	FIU	80 44
												326	A	North Florida	73 39
												331	A	Lipscomb	76 55
												331	H	Lipscomb	81 51
												344	A	NJIT	65 36
												344	H	NJIT	68 37
LAST 12 Division I GAMES:															
200	H	USC Upstate	75 69	69	A	FGCU	39 58	191	H	Stetson	69 49				
344	H	NJIT	68 37	344	A	NJIT	65 36	200	A	USC Upstate	49 43				
331	A	Lipscomb	76 55	292	A	Kennesaw St.	67 42	292	H	Kennesaw St.	78 63				
292	A	Kennesaw St.	67 42	69	H	FGCU	55 59	331	H	Lipscomb	81 51				
69	H	FGCU	55 59	191	A	Stetson	61 66								

Non-Div I Games: Edward Waters 90 51 Thomas (GA) 88 50

Jacksonville

Loss, Non-Conf, S Site, H Home A Away N Neutral

Average RPI Win:	282	WON-LOST	WINNING	LAST 10	STRENGTH OF	OPP. STRENGTH	TEAM	ADJ.	CONF.	ADJ CONF.
Average RPI Loss:	189	RECORD	PCT. RANK	GAMES	SCHEDULE	OF SCHEDULE	RPI	RPI	RPI	RPI
DIV. I ONLY	9- 17	260	3- 7	300	289	291	291	24	24	
DIV. I NON-CONF.	4- 7	222	0- 0	299	327	279	279	24	24	
TOTALS	RPI 1-25	RPI 26-50	W-L RECORDS	RPI 51-100	RPI 101-150	RPI 150+				
9- 17	0- 0	0- 0	OVERALL	0- 2	0- 5	9- 10				
6- 5	0- 0	0- 0	HOME	0- 1	0- 2	6- 2				
3- 12	0- 0	0- 0	AWAY	0- 1	0- 3	3- 8				
0- 0	0- 0	0- 0	NEUTRAL	0- 0	0- 0	0- 0				
4- 7	0- 0	0- 0	NON-CONFERENCE	0- 1	0- 3	4- 3				
3- 1	0- 0	0- 0	HOME	0- 0	0- 1	3- 0				
1- 6	0- 0	0- 0	AWAY	0- 1	0- 2	1- 3				
0- 0	0- 0	0- 0	NEUTRAL	0- 0	0- 0	0- 0				
5- 10	0- 0	0- 0	CONFERENCE	0- 1	0- 2	5- 7				
3- 4	0- 0	0- 0	HOME	0- 1	0- 1	3- 2				
2- 6	0- 0	0- 0	AWAY	0- 0	0- 1	2- 5				
0- 0	0- 0	0- 0	NEUTRAL	0- 0	0- 0	0- 0				

RPI 1-25				RPI 26-50				RPI 51-100				RPI 101+				Team's RPI: 291	
RPI	S	Opponent	Score	RPI	S	Opponent	Score	RPI	S	Opponent	Score	RPI	S	Opponent	Score		
								57	A	Purdue	48 67	101	A	Belmont	42 56		
								87	H	UT Martin	53 63						
												101	H	Belmont	32 44		
												105	A	Memphis	55 70		
												111	A	Mercer	39 46		
												112	H	Samford	39 50		
												165	H	SIUE	57 62		
												183	A	Eastern Ky.	56 54		
												183	H	Eastern Ky.	50 76		
												204	A	Southeast Mo. St.	47 61		
												262	A	Tennessee St.	40 50		
												262	H	Tennessee St.	69 55		
												269	A	Austin Peay	59 61		
												271	A	Murray St.	74 71		
												272	A	Tennessee Tech	49 51		
												272	H	Tennessee Tech	55 46		
												282	A	Ga. Southern	56 60		
												292	H	Savannah St.	50 35		
												292	H	Kennesaw St.	61 52		
												298	A	Jackson St.	65 71		
												305	A	Morehead St.	63 67		
												306	A	Wofford	54 66		
												312	H	Alcorn	67 65		
												317	A	Nicholls St.	63 49		
												339	H	Eastern Ill.	60 52		
LAST 12 Division I GAMES:																	
				262	A	Tennessee St.	40 50					183	A	Eastern Ky.	56 54		
				183	H	Eastern Ky.	50 76					305	A	Morehead St.	63 67		
				272	A	Tennessee Tech	49 51					101	H	Belmont	32 44		
				101	A	Belmont	42 56					87	H	UT Martin	53 63		
				272	H	Tennessee Tech	55 46					204	A	Southeast Mo. St.	47 61		
				262	H	Tennessee St.	69 55					271	A	Murray St.	74 71		

Non-Div I Games: Tuskegee 74 47

Jacksonville St.

■ Loss,
 ■ Non-Conf,
 ■ S Site,
 ■ Home
 ■ A Away
 N Neutral

Average RPI Win:	180	WON-LOST	WINNING	LAST 10	STRENGTH OF	OPP. STRENGTH	TEAM	ADJ.	CONF.	ADJ CONF.
Average RPI Loss:	56	RECORD	PCT. RANK	GAMES	SCHEDULE	OF SCHEDULE	RPI	RPI	RPI	RPI
DIV. I ONLY	20- 5	30	10- 0	99	101	40	40	13	13	
DIV. I NON-CONF.	7- 4	110	0- 0	99	44	83	83	11	11	
TOTALS	RPI 1-25	RPI 26-50	W-L RECORDS	RPI 51-100	RPI 101-150	RPI 150+				
20- 5	0- 2	0- 2	OVERALL	5- 0	2- 0	13- 1				
13- 0	0- 0	0- 0	HOME	2- 0	1- 0	10- 0				
7- 3	0- 1	0- 1	AWAY	3- 0	1- 0	3- 1				
0- 2	0- 1	0- 1	NEUTRAL	0- 0	0- 0	0- 0				
7- 4	0- 2	0- 2	NON-CONFERENCE	0- 0	2- 0	5- 0				
5- 0	0- 0	0- 0	HOME	0- 0	1- 0	4- 0				
2- 2	0- 1	0- 1	AWAY	0- 0	1- 0	1- 0				
0- 2	0- 1	0- 1	NEUTRAL	0- 0	0- 0	0- 0				
13- 1	0- 0	0- 0	CONFERENCE	5- 0	0- 0	8- 1				
8- 0	0- 0	0- 0	HOME	2- 0	0- 0	6- 0				
5- 1	0- 0	0- 0	AWAY	3- 0	0- 0	2- 1				
0- 0	0- 0	0- 0	NEUTRAL	0- 0	0- 0	0- 0				

RPI 1-25				RPI 26-50				Team's RPI: 40				RPI 51-100				RPI 101+			
RPI	S	Opponent	Score	RPI	S	Opponent	Score	RPI	S	Opponent	Score	RPI	S	Opponent	Score	RPI	S	Opponent	Score
3	N	Baylor	63 77	36	A	St. Bonaventure	45 56	74	A	Hofstra	71 54	116	H	Liberty	72 56				
9	A	UCLA	61 90	37	N	West Virginia	62 69	74	H	Hofstra	57 42	150	A	Hampton	68 56				
								81	A	Drexel	59 55	159	A	Northeastern	61 52				
								81	H	Drexel	67 56	159	H	Northeastern	85 62				
								97	A	Elon	81 76	167	H	Davidson	87 45				
												168	H	Delaware	75 55				
												187	A	Richmond	73 47				
												194	A	William & Mary	59 65				
												194	H	William & Mary	83 63				
												229	H	Col. of Charleston	83 61				
												244	H	Morgan St.	92 31				
												256	H	UNCW	60 40				
												270	H	American	74 45				
												283	A	Towson	64 57				
												283	H	Towson	61 45				
												320	H	Longwood	88 30				
LAST 12 Division I GAMES:																			
283	H	Towson	61 45	256	H	UNCW	60 40												
194	H	William & Mary	83 63	168	H	Delaware	75 55												
74	H	Hofstra	57 42	283	A	Towson	64 57												
81	A	Drexel	59 55	159	H	Northeastern	85 62												
159	A	Northeastern	61 52	81	H	Drexel	67 56												
74	A	Hofstra	71 54	97	A	Elon	81 76												

Non-Div I Games:

James Madison

Kansas

Through Games Of Feb. 22, 2016

Average RPI Win:	196	WON-LOST	WINNING	LAST 10	STRENGTH OF	OPP. STRENGTH	TEAM	ADJ.	CONF.	ADJ CONF.
Average RPI Loss:	75	RECORD	PCT. RANK	GAMES	SCHEDULE	OF SCHEDULE	RPI	RPI	RPI	RPI
DIV. I ONLY	5- 21	312	0- 10	20	40	218	218	3	3	
DIV. I NON-CONF.	5- 6	180	0- 0	210	191	239	239	3	3	
TOTALS	RPI 1-25	RPI 26-50	W-L RECORDS	RPI 51-100	RPI 101-150	RPI 150+				
5- 21	0- 5	0- 7	OVERALL	0- 4	2- 3	3- 2				
4- 12	0- 3	0- 4	HOME	0- 3	2- 1	2- 1				
0- 9	0- 2	0- 3	AWAY	0- 1	0- 2	0- 1				
1- 0	0- 0	0- 0	NEUTRAL	0- 0	0- 0	1- 0				
5- 6	0- 0	0- 1	NON-CONFERENCE	0- 1	2- 2	3- 2				
4- 4	0- 0	0- 1	HOME	0- 1	2- 1	2- 1				
0- 2	0- 0	0- 0	AWAY	0- 0	0- 1	0- 1				
1- 0	0- 0	0- 0	NEUTRAL	0- 0	0- 0	1- 0				
0- 15	0- 5	0- 6	CONFERENCE	0- 3	0- 1	0- 0				
0- 8	0- 3	0- 3	HOME	0- 2	0- 0	0- 0				
0- 7	0- 2	0- 3	AWAY	0- 1	0- 1	0- 0				
0- 0	0- 0	0- 0	NEUTRAL	0- 0	0- 0	0- 0				

RPI	S	Opponent	Score	RPI	S	Opponent	Score	RPI	S	Opponent	Score	RPI	S	Opponent	Score	Team's RPI: 218
3	A	Baylor	49 81	34	A	Oklahoma	44 67	73	H	Washington St.	53 66	105	H	Memphis	72 63	
3	H	Baylor	40 58	34	H	Oklahoma	66 72	86	H	TCU	44 70	134	A	Arizona	52 67	
6	A	Texas	46 70	37	A	West Virginia	35 72	96	A	Iowa St.	49 65	140	H	Creighton	67 54	
6	H	Texas	38 75	37	H	West Virginia	45 65	96	H	Iowa St.	53 63	142	A	Texas Tech	44 54	
19	H	Oklahoma St.	46 74	45	H	St. John's (NY)	71 86					147	H	Oral Roberts	63 70	
				48	A	Kansas St.	67 81					171	A	SMU	64 73	
				48	H	Kansas St.	46 59					233	H	Navy	61 54	
												241	H	Texas Southern	72 65	
												261	N	Northern Ill.	66 58	
												302	H	UMKC	44 47	
LAST 12 Division I GAMES:																
34	H	Oklahoma	66 72	6	A	Texas	46 70									
86	H	TCU	44 70	19	H	Oklahoma St.	46 74									
48	A	Kansas St.	67 81	48	H	Kansas St.	46 59									
3	A	Baylor	49 81	37	A	West Virginia	35 72									
96	H	Iowa St.	53 63	6	H	Texas	38 75									
142	A	Texas Tech	44 54	96	A	Iowa St.	49 65									

Non-Div I Games:

Kansas

Loss, Non-Conf, S Site, H Home A Away N Neutral

Average RPI Win:	311	WON-LOST	WINNING	LAST 10	STRENGTH OF	OPP. STRENGTH	TEAM	ADJ.	CONF.	ADJ CONF.
Average RPI Loss:	176	RECORD	PCT. RANK	GAMES	SCHEDULE	OF SCHEDULE	RPI	RPI	RPI	RPI
DIV. I ONLY	9- 18	263	3- 7	263	318	292	292	29	29	
DIV. I NON-CONF.	4- 10	253	0- 0	265	325	308	308	28	28	
TOTALS	RPI 1-25	RPI 26-50	W-L RECORDS	RPI 51-100	RPI 101-150	RPI 150+				
9- 18	0- 2	0- 0	OVERALL	0- 2	0- 4	9- 10				
7- 6	0- 0	0- 0	HOME	0- 1	0- 2	7- 3				
2- 12	0- 2	0- 0	AWAY	0- 1	0- 2	2- 7				
0- 0	0- 0	0- 0	NEUTRAL	0- 0	0- 0	0- 0				
4- 10	0- 2	0- 0	NON-CONFERENCE	0- 0	0- 2	4- 6				
4- 2	0- 0	0- 0	HOME	0- 0	0- 1	4- 1				
0- 8	0- 2	0- 0	AWAY	0- 0	0- 1	0- 5				
0- 0	0- 0	0- 0	NEUTRAL	0- 0	0- 0	0- 0				
5- 8	0- 0	0- 0	CONFERENCE	0- 2	0- 2	5- 4				
3- 4	0- 0	0- 0	HOME	0- 1	0- 1	3- 2				
2- 4	0- 0	0- 0	AWAY	0- 1	0- 1	2- 2				
0- 0	0- 0	0- 0	NEUTRAL	0- 0	0- 0	0- 0				

RPI 1-25				RPI 26-50				RPI 51-100				RPI 101+ Team's RPI: 292			
RPI	S	Opponent	Score	RPI	S	Opponent	Score	RPI	S	Opponent	Score	RPI	S	Opponent	Score
20	A	Georgia	34 89					69	A	FGCU	41 63	111	H	Mercer	61 72
21	A	Florida	57 84					69	H	FGCU	47 78	141	A	Jacksonville	63 78
												141	H	Jacksonville	42 67
												148	A	Xavier	59 62
												191	A	Stetson	62 77
												191	H	Stetson	54 57
												200	A	USC Upstate	57 66
												200	H	USC Upstate	53 61
												213	A	Gardner-Webb	56 70
												214	H	Presbyterian	49 47
												264	H	Georgia St.	62 66
												269	H	Austin Peay	73 65
												291	A	Jacksonville St.	52 61
												294	A	Florida A&M	67 69
												305	A	Morehead St.	77 83
												306	A	Wofford	59 70
												311	H	Western Caro.	65 53
												326	A	North Florida	70 55
												326	H	North Florida	76 54
												331	H	Lipscomb	55 54
												335	H	New Orleans	60 53
												344	A	NJIT	82 77
												344	H	NJIT	64 48
LAST 12 Division I GAMES:															
191	A	Stetson	62 77	200	A	USC Upstate	57 66	344	H	NJIT	64 48				
69	A	FGCU	41 63	69	H	FGCU	47 78	191	H	Stetson	54 57				
326	H	North Florida	76 54	141	A	Jacksonville	63 78	326	A	North Florida	70 55				
141	H	Jacksonville	42 67												
200	H	USC Upstate	53 61												
344	A	NJIT	82 77												

Non-Div I Games: Thomas (GA) 70 41

Kennesaw St.

Loss, Non-Conf, S Site, H Home A Away N Neutral

Average RPI Win:	239	WON-LOST	WINNING	LAST 10	STRENGTH OF	OPP. STRENGTH	TEAM	ADJ.	CONF.	ADJ CONF.
Average RPI Loss:	162	RECORD	PCT. RANK	GAMES	SCHEDULE	OF SCHEDULE	RPI	RPI	RPI	RPI
DIV. I ONLY	4- 19	320	2- 8	226	172	324	324	11	11	
DIV. I NON-CONF.	2- 7	280	0- 0	332	274	344	344	13	13	
TOTALS	RPI 1-25	RPI 26-50	W-L RECORDS	RPI 51-100	RPI 101-150	RPI 150+				
4- 19	0- 0	0- 1	OVERALL	1- 6	0- 5	3- 7				
4- 9	0- 0	0- 1	HOME	1- 3	0- 2	3- 3				
0- 10	0- 0	0- 0	AWAY	0- 3	0- 3	0- 4				
0- 0	0- 0	0- 0	NEUTRAL	0- 0	0- 0	0- 0				
2- 7	0- 0	0- 0	NON-CONFERENCE	0- 2	0- 1	2- 4				
2- 4	0- 0	0- 0	HOME	0- 2	0- 0	2- 2				
0- 3	0- 0	0- 0	AWAY	0- 0	0- 1	0- 2				
0- 0	0- 0	0- 0	NEUTRAL	0- 0	0- 0	0- 0				
2- 12	0- 0	0- 1	CONFERENCE	1- 4	0- 4	1- 3				
2- 5	0- 0	0- 1	HOME	1- 1	0- 2	1- 1				
0- 7	0- 0	0- 0	AWAY	0- 3	0- 2	0- 2				
0- 0	0- 0	0- 0	NEUTRAL	0- 0	0- 0	0- 0				

RPI 1-25			RPI 26-50			RPI 51-100			RPI 101+			Team's RPI: 324
RPI	S	Opponent	Score	RPI	S	Opponent	Score	RPI	S	Opponent	Score	
				29	H	Ohio	54 93	72	H	Ball St.	59 50	115 A Western Mich. 52 73
								80	H	Minnesota	73 85	115 H Western Mich. 53 65
								84	A	Central Mich.	61 81	129 A Akron 66 78
								91	A	Eastern Mich.	51 72	131 A Youngstown St. 61 91
								98	A	Toledo	67 73	139 H Buffalo 66 77
								98	H	Toledo	64 67	202 H Brown 57 62
								100	H	Wright St.	68 73	253 A Bowling Green 49 71
												253 H Bowling Green 55 65
												261 H Northern Ill. 95 85
												267 A Miami (OH) 52 55
												277 H Cleveland St. 49 60
												304 A Bradley 60 68
												307 H Colgate 76 71
												314 H North Dakota St. 75 54
												316 A IPFW 68 86
LAST 12 Division I GAMES:												
253	H	Bowling Green	55 65	261	H	Northern Ill.	95 85					
129	A	Akron	66 78	253	A	Bowling Green	49 71					
72	H	Ball St.	59 50	29	H	Ohio	54 93					
98	H	Toledo	64 67	91	A	Eastern Mich.	51 72					
267	A	Miami (OH)	52 55	115	A	Western Mich.	52 73					
115	H	Western Mich.	53 65	139	H	Buffalo	66 77					

Non-Div I Games: Malone 73 59

Kent St.

■ Loss,
 ■ Non-Conf,
 S Site,
 ■ Home
 ■ Away
 N Neutral

Kentucky

Through Games Of Feb. 22, 2016

Average RPI Win:	119	WON-LOST	WINNING	LAST 10	STRENGTH OF	OPP. STRENGTH	TEAM	ADJ.	CONF.	ADJ CONF.
Average RPI Loss:	55	RECORD	PCT. RANK	GAMES	SCHEDULE	OF SCHEDULE	RPI	RPI	RPI	RPI
DIV. I ONLY	19- 6	44	6- 4	21	20	14	14	2	2	
DIV. I NON-CONF.	11- 0	1	0- 0	97	70	5	5	2	2	
TOTALS	RPI 1-25	RPI 26-50	W-L RECORDS	RPI 51-100	RPI 101-150	RPI 150+				
19- 6	4- 3	1- 0	OVERALL	5- 2	3- 0	6- 1				
13- 2	2- 1	0- 0	HOME	3- 1	2- 0	6- 0				
6- 4	2- 2	1- 0	AWAY	2- 1	1- 0	0- 1				
0- 0	0- 0	0- 0	NEUTRAL	0- 0	0- 0	0- 0				
11- 0	2- 0	0- 0	NON-CONFERENCE	3- 0	1- 0	5- 0				
8- 0	1- 0	0- 0	HOME	2- 0	0- 0	5- 0				
3- 0	1- 0	0- 0	AWAY	1- 0	1- 0	0- 0				
0- 0	0- 0	0- 0	NEUTRAL	0- 0	0- 0	0- 0				
8- 6	2- 3	1- 0	CONFERENCE	2- 2	2- 0	1- 1				
5- 2	1- 1	0- 0	HOME	1- 1	2- 0	1- 0				
3- 4	1- 2	1- 0	AWAY	1- 1	0- 0	0- 1				
0- 0	0- 0	0- 0	NEUTRAL	0- 0	0- 0	0- 0				

RPI	S	Opponent	Score	RPI	S	Opponent	Score	RPI	S	Opponent	Score	RPI	S	Opponent	Score
2	A	South Carolina	68 78	31	A	Mississippi St.	83 60	53	H	Duke	71 61	123	H	LSU	70 58
2	H	South Carolina	62 73					56	A	Auburn	61 66	132	H	Arkansas	77 63
8	A	Arizona St.	68 64					56	H	Auburn	54 47	138	A	Northern Ky.	84 65
15	H	Louisville	72 54					70	A	Middle Tenn.	68 52	155	H	Alabama	73 48
20	A	Georgia	64 53					85	A	Vanderbilt	71 55	166	A	Ole Miss	65 73
21	A	Florida	79 85					85	H	Vanderbilt	69 71	176	H	Colorado	86 61
24	H	Tennessee	64 63					91	H	Eastern Mich.	89 67	224	H	Rice	72 39
												262	H	Tennessee St.	81 39
												298	H	Jackson St.	92 24
												305	H	Morehead St.	112 57
LAST 12 Division I GAMES:															
132	H	Arkansas	77 63	85	H	Vanderbilt	69 71								
31	A	Mississippi St.	83 60	24	H	Tennessee	64 63								
85	A	Vanderbilt	71 55	166	A	Ole Miss	65 73								
123	H	LSU	70 58	56	H	Auburn	54 47								
2	A	South Carolina	68 78	2	H	South Carolina	62 73								
21	A	Florida	79 85	20	A	Georgia	64 53								

Non-Div I Games:

Kentucky

■ Loss,
■ Non-Conf, S Site,
■ Home
■ Away
N Neutral

<div> <div> <div>Average RPI Win: 313</div> <div>Average RPI Loss: 238</div> </div> <div> <div>WON-LOST</div> <div>RECORD</div> </div> <div> <div>WINNING</div> <div>PCT. RANK</div> </div> <div> <div>LAST 10</div> <div>GAMES</div> </div> </div>				STRENGTH OF SCHEDULE	OPP. STRENGTH OF SCHEDULE	TEAM RPI	ADJ. RPI	CONF. RPI	ADJ CONF. RPI
<div> <div>DIV. I ONLY</div> <div>8- 19</div> <div>278</div> <div>3- 7</div> </div>				336	344	325	325	30	30
<div> <div>DIV. I NON-CONF.</div> <div>2- 9</div> <div>296</div> <div>0- 0</div> </div>				321	307	336	336	32	32
TOTALS		RPI 1-25	RPI 26-50	W-L RECORDS	RPI 51-100	RPI 101-150	RPI 150+		
8- 19	0- 1		0- 0	OVERALL	0- 0	0- 2	8- 16		
2- 10	0- 1		0- 0	HOME	0- 0	0- 0	2- 9		
6- 7	0- 0		0- 0	AWAY	0- 0	0- 2	6- 5		
0- 2	0- 0		0- 0	NEUTRAL	0- 0	0- 0	0- 2		
2- 9	0- 1		0- 0	NON-CONFERENCE	0- 0	0- 2	2- 6		
0- 5	0- 1		0- 0	HOME	0- 0	0- 0	0- 4		
2- 2	0- 0		0- 0	AWAY	0- 0	0- 2	2- 0		
0- 2	0- 0		0- 0	NEUTRAL	0- 0	0- 0	0- 2		
6- 10	0- 0		0- 0	CONFERENCE	0- 0	0- 0	6- 10		
2- 5	0- 0		0- 0	HOME	0- 0	0- 0	2- 5		
4- 5	0- 0		0- 0	AWAY	0- 0	0- 0	4- 5		
0- 0	0- 0		0- 0	NEUTRAL	0- 0	0- 0	0- 0		

[illegible]

Non-Div I Games:

LIU Brooklyn

Loss, Non-Conf, S Site, H Home A Away N Neutral

Average RPI Win:	159	WON-LOST	WINNING	LAST 10	STRENGTH OF	OPP. STRENGTH	TEAM	ADJ.	CONF.	ADJ CONF.
Average RPI Loss:	59	RECORD	PCT. RANK	GAMES	SCHEDULE	OF SCHEDULE	RPI	RPI	RPI	RPI
DIV. I ONLY	9- 18	263	2- 8	5	47	123	123	2	2	
DIV. I NON-CONF.	6- 7	176	0- 0	27	162	115	115	2	2	

TOTALS	RPI 1-25	RPI 26-50	W-L RECORDS	RPI 51-100	RPI 101-150	RPI 150+				
9- 18	2- 6	0- 2	OVERALL	0- 6	2- 3	5- 1				
6- 6	1- 2	0- 1	HOME	0- 1	1- 2	4- 0				
2- 10	1- 4	0- 1	AWAY	0- 3	1- 1	0- 1				
1- 2	0- 0	0- 0	NEUTRAL	0- 2	0- 0	1- 0				
6- 7	0- 1	0- 0	NON-CONFERENCE	0- 4	2- 2	4- 0				
4- 1	0- 0	0- 0	HOME	0- 0	1- 1	3- 0				
1- 4	0- 1	0- 0	AWAY	0- 2	1- 1	0- 0				
1- 2	0- 0	0- 0	NEUTRAL	0- 2	0- 0	1- 0				
3- 11	2- 5	0- 2	CONFERENCE	0- 2	0- 1	1- 1				
2- 5	1- 2	0- 1	HOME	0- 1	0- 1	1- 0				
1- 6	1- 3	0- 1	AWAY	0- 1	0- 0	0- 1				
0- 0	0- 0	0- 0	NEUTRAL	0- 0	0- 0	0- 0				

RPI 1-25				RPI 26-50				RPI 51-100				RPI 101+ Team's RPI: 123			
RPI	S	Opponent	Score	RPI	S	Opponent	Score	RPI	S	Opponent	Score	RPI	S	Opponent	Score
4	A	UConn	40 86	28	A	Missouri	46 52	52	A	Rutgers	57 69	112	H	Samford	44 47
13	A	Texas A&M	54 68	31	H	Mississippi St.	52 71	56	H	Auburn	53 63	113	A	Wake Forest	57 60
13	H	Texas A&M	35 53					57	N	Purdue	52 69	124	A	Little Rock	57 51
14	A	Kentucky	58 70					71	N	Maine	41 52	132	H	Arkansas	44 48
20	A	Georgia	53 46					83	A	Tulane	63 67	135	H	Long Beach St.	59 53
20	H	Georgia	47 58					85	A	Vanderbilt	42 58	155	A	Alabama	45 62
21	A	Florida	45 53									166	H	Ole Miss	76 57
24	H	Tennessee	57 56									170	N	Marist	72 49
												241	H	Texas Southern	86 36
												258	H	UC Santa Barbara	68 50
												290	H	La.-Monroe	61 54
LAST 12 Division I GAMES:															
24	H	Tennessee	57 56	28	A	Missouri	46 52	20	A	Georgia	53 46				
13	A	Texas A&M	54 68					132	H	Arkansas	44 48				
20	H	Georgia	47 58					21	A	Florida	45 53				
14	A	Kentucky	58 70					85	A	Vanderbilt	42 58				
31	H	Mississippi St.	52 71					13	H	Texas A&M	35 53				
56	H	Auburn	53 63												

Non-Div I Games:

LSU

■ Loss,
■ Non-Conf,
■ S Site,
■ H Home
■ A Away
N Neutral

Average RPI Win:	251	WON-LOST	WINNING	LAST 10	STRENGTH OF	OPP. STRENGTH	TEAM	ADJ.	CONF.	ADJ CONF.
Average RPI Loss:	126	RECORD	PCT. RANK	GAMES	SCHEDULE	OF SCHEDULE	RPI	RPI	RPI	RPI
DIV. I ONLY	5- 22	316	2- 8	123	125	274	274	7	7	
DIV. I NON-CONF.	3- 10	277	0- 1	137	269	245	245	8	8	
TOTALS	RPI 1-25	RPI 26-50	W-L RECORDS	RPI 51-100	RPI 101-150	RPI 150+				
5- 22	0- 0	0- 5	OVERALL	0- 4	1- 2	4- 11				
2- 11	0- 0	0- 3	HOME	0- 3	1- 0	1- 5				
2- 10	0- 0	0- 2	AWAY	0- 1	0- 2	2- 5				
1- 1	0- 0	0- 0	NEUTRAL	0- 0	0- 0	1- 1				
3- 10	0- 0	0- 3	NON-CONFERENCE	0- 1	0- 1	3- 5				
0- 5	0- 0	0- 2	HOME	0- 1	0- 0	0- 2				
2- 4	0- 0	0- 1	AWAY	0- 0	0- 1	2- 2				
1- 1	0- 0	0- 0	NEUTRAL	0- 0	0- 0	1- 1				
2- 12	0- 0	0- 2	CONFERENCE	0- 3	1- 1	1- 6				
2- 6	0- 0	0- 1	HOME	0- 2	1- 0	1- 3				
0- 6	0- 0	0- 1	AWAY	0- 1	0- 1	0- 3				
0- 0	0- 0	0- 0	NEUTRAL	0- 0	0- 0	0- 0				

RPI 1-25				RPI 26-50				RPI 51-100				RPI 101+ Team's RPI: 274			
RPI	S	Opponent	Score	RPI	S	Opponent	Score	RPI	S	Opponent	Score	RPI	S	Opponent	Score
				26	A	Miami (FL)	58 86	58	A	Saint Louis	70 79	104	A	Saint Joseph's	55 64
				30	H	Penn	68 78	63	H	Dayton	51 67	104	H	Saint Joseph's	75 70
				36	H	St. Bonaventure	63 70	67	H	Temple	48 77	113	A	Wake Forest	53 61
				39	A	George Washington	59 83	79	H	VCU	76 84	157	A	UMBC	29 60
				50	H	Villanova	56 67					167	H	Davidson	58 66
												173	N	Milwaukee	53 69
												177	A	Fordham	44 54
												184	A	George Mason	70 79
												187	H	Richmond	43 60
												197	A	Fairfield	59 62
												208	A	Rhode Island	52 62
												208	H	Rhode Island	61 72
												219	H	Robert Morris	45 76
												222	H	Massachusetts	66 57
												225	H	North Texas	63 69
												251	A	Monmouth	65 50
												333	A	Howard	71 68
												347	N	Norfolk St.	67 59
LAST 12 Division I GAMES:															
				36	H	St. Bonaventure	63 70	104	A	Saint Joseph's	55 64				
				104	H	Saint Joseph's	75 70	63	H	Dayton	51 67				
				177	A	Fordham	44 54	58	A	Saint Louis	70 79				
				222	H	Massachusetts	66 57	30	H	Penn	68 78				
				79	H	VCU	76 84	208	H	Rhode Island	61 72				
				208	A	Rhode Island	52 62	39	A	George Washington	59 83				

Non-Div I Games:

La Salle

■ Loss,
■ Non-Conf,
■ S Site,
■ H Home
■ A Away
N Neutral

La.-Lafayette

Through Games Of Feb. 22, 2016

Average RPI Win:	218	WON-LOST	WINNING	LAST 10	STRENGTH OF	OPP. STRENGTH	TEAM	ADJ.	CONF.	ADJ CONF.
Average RPI Loss:	165	RECORD	PCT. RANK	GAMES	SCHEDULE	OF SCHEDULE	RPI	RPI	RPI	RPI
DIV. I ONLY	16- 7	72	6- 4	268	185	127	127	16	16	
DIV. I NON-CONF.	5- 2	86	0- 0	326	185	149	149	14	14	
TOTALS	RPI 1-25	RPI 26-50	W-L RECORDS	RPI 51-100	RPI 101-150	RPI 150+				
16- 7	0- 0	0- 2	OVERALL	0- 0	4- 1	12- 4				
7- 3	0- 0	0- 1	HOME	0- 0	1- 1	6- 1				
7- 4	0- 0	0- 1	AWAY	0- 0	2- 0	5- 3				
2- 0	0- 0	0- 0	NEUTRAL	0- 0	1- 0	1- 0				
5- 2	0- 0	0- 0	NON-CONFERENCE	0- 0	1- 0	4- 2				
2- 0	0- 0	0- 0	HOME	0- 0	0- 0	2- 0				
1- 2	0- 0	0- 0	AWAY	0- 0	0- 0	1- 2				
2- 0	0- 0	0- 0	NEUTRAL	0- 0	1- 0	1- 0				
11- 5	0- 0	0- 2	CONFERENCE	0- 0	3- 1	8- 2				
5- 3	0- 0	0- 1	HOME	0- 0	1- 1	4- 1				
6- 2	0- 0	0- 1	AWAY	0- 0	2- 0	4- 1				
0- 0	0- 0	0- 0	NEUTRAL	0- 0	0- 0	0- 0				

RPI 1-25			RPI 26-50			RPI 51-100			RPI 101+ Team's RPI: 127		
RPI	S	Opponent	Score	RPI	S	Opponent	Score	RPI	S	Opponent	Score
				41	A	Arkansas St.	56 83	124	A	Little Rock	65 58
				41	H	Arkansas St.	62 74	124	H	Little Rock	49 58
								132	N	Arkansas	67 59
								149	A	UT Arlington	59 42
								149	H	UT Arlington	63 52
								166	A	Ole Miss	82 78
								172	A	Louisiana Tech	62 79
								180	H	Troy	56 53
								186	H	South Ala.	69 50
								216	N	Sacred Heart	60 58
								223	A	Texas St.	59 47
								223	H	Texas St.	42 46
								258	H	UC Santa Barbara	61 42
								264	A	Georgia St.	77 57
								273	A	Appalachian St.	59 76
								273	H	Appalachian St.	60 51
								278	A	Houston	51 52
								282	A	Ga. Southern	56 39
								290	A	La.-Monroe	71 52
								290	H	La.-Monroe	52 40
								312	H	Alcorn	73 61
LAST 12 Division I GAMES:											
223	A	Texas St.	59 47	149	H	UT Arlington	63 52				
149	A	UT Arlington	59 42	223	H	Texas St.	42 46				
124	H	Little Rock	49 58	180	H	Troy	56 53				
41	H	Arkansas St.	62 74	186	H	South Ala.	69 50				
273	A	Appalachian St.	59 76	264	A	Georgia St.	77 57				
290	H	La.-Monroe	52 40	282	A	Ga. Southern	56 39				

Non-Div I Games: Southern-N.O. 81 28 Dillard 84 36

La.-Lafayette

Loss, Non-Conf, S Site, H Home A Away N Neutral

Average RPI Win:	262	WON-LOST	WINNING	LAST 10	STRENGTH OF	OPP. STRENGTH	TEAM	ADJ.	CONF.	ADJ CONF.
Average RPI Loss:	154	RECORD	PCT. RANK	GAMES	SCHEDULE	OF SCHEDULE	RPI	RPI	RPI	RPI
DIV. I ONLY	5- 16	301	2- 8	216	188	290	290	16	16	
DIV. I NON-CONF.	2- 3	201	0- 0	330	127	241	241	14	14	
TOTALS	RPI 1-25	RPI 26-50	W-L RECORDS	RPI 51-100	RPI 101-150	RPI 150+				
5- 16	0- 0	0- 2	OVERALL	0- 1	0- 7	5- 6				
3- 6	0- 0	0- 1	HOME	0- 0	0- 3	3- 2				
2- 10	0- 0	0- 1	AWAY	0- 1	0- 4	2- 4				
0- 0	0- 0	0- 0	NEUTRAL	0- 0	0- 0	0- 0				
2- 3	0- 0	0- 0	NON-CONFERENCE	0- 1	0- 1	2- 1				
1- 0	0- 0	0- 0	HOME	0- 0	0- 0	1- 0				
1- 3	0- 0	0- 0	AWAY	0- 1	0- 1	1- 1				
0- 0	0- 0	0- 0	NEUTRAL	0- 0	0- 0	0- 0				
3- 13	0- 0	0- 2	CONFERENCE	0- 0	0- 6	3- 5				
2- 6	0- 0	0- 1	HOME	0- 0	0- 3	2- 2				
1- 7	0- 0	0- 1	AWAY	0- 0	0- 3	1- 3				
0- 0	0- 0	0- 0	NEUTRAL	0- 0	0- 0	0- 0				

RPI 1-25				RPI 26-50				RPI 51-100				RPI 101+				Team's RPI: 290	
RPI	S	Opponent	Score	RPI	S	Opponent	Score	RPI	S	Opponent	Score	RPI	S	Opponent	Score		
				41	A	Arkansas St.	43 66	86	A	TCU	42 80	123	A	LSU	54 61		
				41	H	Arkansas St.	64 78					124	A	Little Rock	44 56		
												124	H	Little Rock	37 53		
												127	A	La.-Lafayette	40 52		
												127	H	La.-Lafayette	52 71		
												149	A	UT Arlington	32 40		
												149	H	UT Arlington	50 60		
												161	A	McNeese St.	62 72		
												180	H	Troy	77 73		
												186	H	South Ala.	57 63		
												223	A	Texas St.	57 63		
												223	H	Texas St.	63 59		
												264	A	Georgia St.	52 65		
												273	A	Appalachian St.	52 64		
												273	H	Appalachian St.	54 57		
												282	A	Ga. Southern	50 49		
												309	A	Southeastern La.	88 84		
												317	H	Nicholls St.	69 57		
LAST 12 Division I GAMES:																	
				149	A	UT Arlington	32 40					223	H	Texas St.	63 59		
				223	A	Texas St.	57 63					149	H	UT Arlington	50 60		
				41	H	Arkansas St.	64 78					186	H	South Ala.	57 63		
				124	H	Little Rock	37 53					180	H	Troy	77 73		
				273	A	Appalachian St.	52 64					282	A	Ga. Southern	50 49		
				127	A	La.-Lafayette	40 52					264	A	Georgia St.	52 65		

Non-Div I Games: LSU-Alexandria 73 42 Louisiana Col. 85 42 LSU-Shreveport 57 40 Dillard 70 46 La.-Monroe

Loss, Non-Conf, S Site, H Home A Away N Neutral

Lafayette

Through Games Of Feb. 22, 2016

Average RPI Win:	317	WON-LOST	WINNING	LAST 10	STRENGTH OF	OPP. STRENGTH	TEAM	ADJ.	CONF.	ADJ CONF.
Average RPI Loss:	195	RECORD	PCT. RANK	GAMES	SCHEDULE	OF SCHEDULE	RPI	RPI	RPI	RPI
DIV. I ONLY	6- 19	297	3- 7	293	306	322	322	26	26	
DIV. I NON-CONF.	2- 8	290	0- 0	263	301	324	324	27	27	
TOTALS	RPI 1-25	RPI 26-50	W-L RECORDS	RPI 51-100	RPI 101-150	RPI 150+				
6- 19	0- 1	0- 1	OVERALL	0- 2	0- 0	6- 15				
4- 7	0- 1	0- 0	HOME	0- 1	0- 0	4- 5				
2- 10	0- 0	0- 1	AWAY	0- 1	0- 0	2- 8				
0- 2	0- 0	0- 0	NEUTRAL	0- 0	0- 0	0- 2				
2- 8	0- 1	0- 1	NON-CONFERENCE	0- 0	0- 0	2- 6				
2- 1	0- 1	0- 0	HOME	0- 0	0- 0	2- 0				
0- 5	0- 0	0- 1	AWAY	0- 0	0- 0	0- 4				
0- 2	0- 0	0- 0	NEUTRAL	0- 0	0- 0	0- 2				
4- 11	0- 0	0- 0	CONFERENCE	0- 2	0- 0	4- 9				
2- 6	0- 0	0- 0	HOME	0- 1	0- 0	2- 5				
2- 5	0- 0	0- 0	AWAY	0- 1	0- 0	2- 4				
0- 0	0- 0	0- 0	NEUTRAL	0- 0	0- 0	0- 0				

RPI 1-25				RPI 26-50				RPI 51-100				RPI 101+ Team's RPI: 322			
RPI	S	Opponent	Score	RPI	S	Opponent	Score	RPI	S	Opponent	Score	RPI	S	Opponent	Score
18	H	Duquesne	65 73	30	A	Penn	37 54	64	A	Army West Point	57 84	168	A	Delaware	47 67
								64	H	Army West Point	45 78	177	A	Fordham	49 61
												187	N	Richmond	46 54
												215	A	Lehigh	74 82
												215	H	Lehigh	65 80
												217	A	Hartford	50 55
												233	A	Navy	48 64
												233	H	Navy	58 65
												239	A	Holy Cross	49 66
												239	H	Holy Cross	54 57
												252	A	Loyola Maryland	65 66
												252	H	Loyola Maryland	51 55
												254	N	Coppin St.	57 64
												270	A	American	60 51
												270	H	American	63 59
												307	H	Colgate	59 72
												334	H	St. Francis Brooklyn	77 59
												336	H	Saint Peter's	72 69
												341	A	Wagner	48 69
												345	A	Boston U.	71 64
												345	H	Boston U.	71 56
LAST 12 Division I GAMES:															
215	H	Lehigh	65 80	252	H	Loyola Maryland	51 55								
270	H	American	63 59	215	A	Lehigh	74 82								
233	A	Navy	48 64	270	A	American	60 51								
239	H	Holy Cross	54 57	233	H	Navy	58 65								
345	A	Boston U.	71 64	239	A	Holy Cross	49 66								
64	A	Army West Point	57 84	345	H	Boston U.	71 56								

Non-Div I Games:

Lafayette

Loss, Non-Conf, S Site, H Home A Away N Neutral

Average RPI Win: 251	WON-LOST	WINNING	LAST 10	STRENGTH OF	OPP. STRENGTH	TEAM	ADJ.	CONF.	ADJ CONF.
Average RPI Loss: 178	RECORD	PCT. RANK	GAMES	SCHEDULE	OF SCHEDULE	RPI	RPI	RPI	RPI
DIV. I ONLY	6- 16	283	4- 6	195	253	284	284	27	27
DIV. I NON-CONF.	0- 7	338	0- 0	184	82	327	327	26	26
TOTALS	RPI 1-25	RPI 26-50	W-L RECORDS	RPI 51-100	RPI 101-150	RPI 150+			
6- 16	0- 1	0- 1	OVERALL	1- 2	0- 2	5- 10			
5- 4	0- 0	0- 0	HOME	1- 0	0- 1	4- 3			
1- 12	0- 1	0- 1	AWAY	0- 2	0- 1	1- 7			
0- 0	0- 0	0- 0	NEUTRAL	0- 0	0- 0	0- 0			
0- 7	0- 1	0- 1	NON-CONFERENCE	0- 1	0- 0	0- 4			
0- 1	0- 0	0- 0	HOME	0- 0	0- 0	0- 1			
0- 6	0- 1	0- 1	AWAY	0- 1	0- 0	0- 3			
0- 0	0- 0	0- 0	NEUTRAL	0- 0	0- 0	0- 0			
6- 9	0- 0	0- 0	CONFERENCE	1- 1	0- 2	5- 6			
5- 3	0- 0	0- 0	HOME	1- 0	0- 1	4- 2			
1- 6	0- 0	0- 0	AWAY	0- 1	0- 1	1- 4			
0- 0	0- 0	0- 0	NEUTRAL	0- 0	0- 0	0- 0			

RPI 1-25			RPI 26-50			RPI 51-100			RPI 101+ Team's RPI: 284		
RPI	S	Opponent	Score	RPI	S	Opponent	Score	RPI	S	Opponent	Score
19	A	Oklahoma St.	45 90	28	A	Missouri	57 91	68	A	Abilene Christian	62 90
								68	H	Abilene Christian	63 54
								78	A	Utah	67 71
								110	A	Central Ark.	49 74
								128	H	Northwestern St.	51 73
								161	A	McNeese St.	84 92
								178	A	Loyola Chicago	71 82
								210	H	Canisius	55 57
								211	A	Stephen F. Austin	64 60
								211	H	Stephen F. Austin	77 79
								237	H	Sam Houston St.	76 78
								246	A	Houston Baptist	66 77
								246	H	Houston Baptist	77 70
								275	A	Northern Ariz.	63 75
								280	A	Prairie View	72 80
								309	A	Southeastern La.	66 73
								313	H	A&M-Corpus Christi	75 70
								317	A	Nicholls St.	59 69
								332	H	Incarnate Word	59 49
								335	H	New Orleans	79 52
LAST 12 Division I GAMES:											
161	A	McNeese St.	84 92	237	H	Sam Houston St.	76 78				
211	H	Stephen F. Austin	77 79	246	H	Houston Baptist	77 70				
246	A	Houston Baptist	66 77	211	A	Stephen F. Austin	64 60				
332	H	Incarnate Word	59 49	128	H	Northwestern St.	51 73				
68	H	Abilene Christian	63 54	309	A	Southeastern La.	66 73				
68	A	Abilene Christian	62 90	110	A	Central Ark.	49 74				

Non-Div I Games: Howard Payne 88 50 Tex. A&M-Kingsville 82 66 Schreiner 60 41 Louisiana Col. 99 34
Lamar

Average RPI Win: 279	WON-LOST	WINNING	LAST 10	STRENGTH OF	OPP. STRENGTH	TEAM	ADJ.	CONF.	ADJ CONF.
Average RPI Loss: 158	RECORD	PCT. RANK	GAMES	SCHEDULE	OF SCHEDULE	RPI	RPI	RPI	RPI
DIV. I ONLY	15- 10	112	7- 3	323	265	215	215	26	26
DIV. I NON-CONF.	6- 4	125	0- 0	335	188	229	229	27	27
TOTALS	RPI 1-25	RPI 26-50	W-L RECORDS	RPI 51-100	RPI 101-150	RPI 150+			
15- 10	0- 0	0- 1	OVERALL	0- 3	1- 1	14- 5			
7- 5	0- 0	0- 1	HOME	0- 1	0- 1	7- 2			
8- 5	0- 0	0- 0	AWAY	0- 2	1- 0	7- 3			
0- 0	0- 0	0- 0	NEUTRAL	0- 0	0- 0	0- 0			
6- 4	0- 0	0- 1	NON-CONFERENCE	0- 0	1- 1	5- 2			
3- 2	0- 0	0- 1	HOME	0- 0	0- 1	3- 0			
3- 2	0- 0	0- 0	AWAY	0- 0	1- 0	2- 2			
0- 0	0- 0	0- 0	NEUTRAL	0- 0	0- 0	0- 0			
9- 6	0- 0	0- 0	CONFERENCE	0- 3	0- 0	9- 3			
4- 3	0- 0	0- 0	HOME	0- 1	0- 0	4- 2			
5- 3	0- 0	0- 0	AWAY	0- 2	0- 0	5- 1			
0- 0	0- 0	0- 0	NEUTRAL	0- 0	0- 0	0- 0			

RPI 1-25				RPI 26-50				RPI 51-100				RPI 101+ Team's RPI: 215			
RPI	S	Opponent	Score	RPI	S	Opponent	Score	RPI	S	Opponent	Score	RPI	S	Opponent	Score
50	H	Villanova	44 65	64	A	Army West Point	39 63	104	H	Saint Joseph's	62 63				
				89	A	Bucknell	77 80	150	A	Hampton	63 56				
				89	H	Bucknell	54 67	152	A	Illinois	67 76				
								192	H	Montana	80 53				
								233	A	Navy	51 48				
								233	H	Navy	54 62				
								239	A	Holy Cross	71 77				
								239	H	Holy Cross	61 58				
								251	H	Monmouth	95 88				
								252	A	Loyola Maryland	76 68				
								252	H	Loyola Maryland	66 48				
								270	A	American	61 52				
								270	H	American	55 59				
								286	A	Rider	60 61				
								322	A	Lafayette	80 65				
								322	H	Lafayette	82 74				
								329	A	Delaware St.	83 49				
								336	H	Saint Peter's	74 42				
								344	A	NJIT	75 47				
								345	A	Boston U.	73 66				
								345	H	Boston U.	72 48				
LAST 12 Division I GAMES:															
322	A	Lafayette	80 65	345	H	Boston U.	72 48								
233	H	Navy	54 62	322	H	Lafayette	82 74								
239	A	Holy Cross	71 77	233	A	Navy	51 48								
89	H	Bucknell	54 67	239	H	Holy Cross	61 58								
270	A	American	61 52	89	A	Bucknell	77 80								
252	A	Loyola Maryland	76 68	270	H	American	55 59								

Non-Div I Games: Kutztown 81 51

Lehigh

■ Loss,
 ■ Non-Conf,
 ■ S Site,
 ■ H Home
 ■ A Away
 N Neutral

Liberty

Through Games Of Feb. 22, 2016

Average RPI Win:	245	WON-LOST	WINNING	LAST 10	STRENGTH OF	OPP. STRENGTH	TEAM	ADJ.	CONF.	ADJ CONF.
Average RPI Loss:	109	RECORD	PCT. RANK	GAMES	SCHEDULE	OF SCHEDULE	RPI	RPI	RPI	RPI
DIV. I ONLY	14- 10	127	8- 2	107	237	116	116	28	28	
DIV. I NON-CONF.	2- 6	272	0- 0	18	3	147	147	29	29	
TOTALS	RPI 1-25	RPI 26-50	W-L RECORDS	RPI 51-100	RPI 101-150	RPI 150+				
14- 10	0- 1	0- 3	OVERALL	1- 2	1- 1	12- 3				
8- 3	0- 0	0- 2	HOME	1- 0	1- 0	6- 1				
6- 5	0- 0	0- 1	AWAY	0- 1	0- 1	6- 2				
0- 2	0- 1	0- 0	NEUTRAL	0- 1	0- 0	0- 0				
2- 6	0- 1	0- 3	NON-CONFERENCE	1- 2	0- 0	1- 0				
1- 2	0- 0	0- 2	HOME	1- 0	0- 0	0- 0				
1- 2	0- 0	0- 1	AWAY	0- 1	0- 0	1- 0				
0- 2	0- 1	0- 0	NEUTRAL	0- 1	0- 0	0- 0				
12- 4	0- 0	0- 0	CONFERENCE	0- 0	1- 1	11- 3				
7- 1	0- 0	0- 0	HOME	0- 0	1- 0	6- 1				
5- 3	0- 0	0- 0	AWAY	0- 0	0- 1	5- 2				
0- 0	0- 0	0- 0	NEUTRAL	0- 0	0- 0	0- 0				

RPI 1-25				RPI 26-50				RPI 51-100				RPI 101+				Team's RPI: 116	
RPI	S	Opponent	Score	RPI	S	Opponent	Score	RPI	S	Opponent	Score	RPI	S	Opponent	Score		
5	N	Ohio St.	65 75	33	H	Seton Hall	56 92	53	A	Duke	41 79	120	A	UNC Asheville	51 56		
				40	A	James Madison	56 72	95	N	California	72 77	120	H	UNC Asheville	71 53		
				42	H	North Carolina St.	53 61	97	H	Elon	72 63	201	A	Radford	49 43		
												201	H	Radford	67 53		
												213	A	Gardner-Webb	57 61		
												213	H	Gardner-Webb	73 51		
												214	A	Presbyterian	42 60		
												248	H	High Point	56 43		
												273	A	Appalachian St.	74 68		
												276	A	Coastal Caro.	65 63		
												276	H	Coastal Caro.	51 58		
												281	A	Campbell	62 52		
												281	H	Campbell	67 55		
												303	A	Charleston So.	59 49		
												303	H	Charleston So.	51 40		
												318	H	Winthrop	77 61		
												320	A	Longwood	72 67		
LAST 12 Division I GAMES:																	
				276	H	Coastal Caro.	51 58	213	H	Gardner-Webb	73 51						
				120	A	UNC Asheville	51 56	320	A	Longwood	72 67						
				281	H	Campbell	67 55	276	A	Coastal Caro.	65 63						
				201	H	Radford	67 53	318	H	Winthrop	77 61						
				303	A	Charleston So.	59 49	214	A	Presbyterian	42 60						
				248	H	High Point	56 43	120	H	UNC Asheville	71 53						

Non-Div I Games: Shepherd 69 57

Liberty

Loss, Non-Conf, S Site, H Home A Away N Neutral

Average RPI Win:	306	WON-LOST	WINNING	LAST 10	STRENGTH OF	OPP. STRENGTH	TEAM	ADJ.	CONF.	ADJ CONF.
Average RPI Loss:	195	RECORD	PCT. RANK	GAMES	SCHEDULE	OF SCHEDULE	RPI	RPI	RPI	RPI
DIV. I ONLY	4- 23	330	2- 8	215	323	331	331	29	29	
DIV. I NON-CONF.	2- 12	311	0- 0	208	337	313	313	28	28	
TOTALS	RPI 1-25	RPI 26-50	W-L RECORDS	RPI 51-100	RPI 101-150	RPI 150+				
4- 23	0- 0	0- 1	OVERALL	0- 4	0- 3	4- 15				
3- 10	0- 0	0- 1	HOME	0- 2	0- 2	3- 5				
1- 12	0- 0	0- 0	AWAY	0- 2	0- 1	1- 9				
0- 1	0- 0	0- 0	NEUTRAL	0- 0	0- 0	0- 1				
2- 12	0- 0	0- 1	NON-CONFERENCE	0- 2	0- 1	2- 8				
1- 6	0- 0	0- 1	HOME	0- 1	0- 1	1- 3				
1- 5	0- 0	0- 0	AWAY	0- 1	0- 0	1- 4				
0- 1	0- 0	0- 0	NEUTRAL	0- 0	0- 0	0- 1				
2- 11	0- 0	0- 0	CONFERENCE	0- 2	0- 2	2- 7				
2- 4	0- 0	0- 0	HOME	0- 1	0- 1	2- 2				
0- 7	0- 0	0- 0	AWAY	0- 1	0- 1	0- 5				
0- 0	0- 0	0- 0	NEUTRAL	0- 0	0- 0	0- 0				

RPI 1-25				RPI 26-50				RPI 51-100				RPI 101+				Team's RPI: 331	
RPI	S	Opponent	Score	RPI	S	Opponent	Score	RPI	S	Opponent	Score	RPI	S	Opponent	Score		
				49	H	Western Ky.	56 64	69	A	FGCU	52 91	101	H	Belmont	68 90		
								69	H	FGCU	39 71	141	A	Jacksonville	51 81		
								72	H	Ball St.	60 72	141	H	Jacksonville	55 76		
								100	A	Wright St.	65 92	155	A	Alabama	49 68		
												191	A	Stetson	75 79		
												191	H	Stetson	62 83		
												200	A	USC Upstate	71 93		
												200	H	USC Upstate	54 81		
												204	H	Southeast Mo. St.	69 84		
												241	N	Texas Southern	62 66		
												252	H	Loyola Maryland	52 57		
												262	A	Tennessee St.	65 77		
												271	H	Murray St.	93 85		
												272	A	Tennessee Tech	70 81		
												282	A	Ga. Southern	66 55		
												292	A	Kennesaw St.	54 55		
												298	A	Jackson St.	52 53		
												305	H	Morehead St.	77 92		
												326	A	North Florida	70 78		
												326	H	North Florida	78 71		
												344	A	NJIT	51 61		
												344	H	NJIT	63 49		
LAST 12 Division I GAMES:																	
				69	A	FGCU	52 91	344	A	NJIT	51 61						
				191	A	Stetson	75 79	200	H	USC Upstate	54 81						
				141	H	Jacksonville	55 76	191	H	Stetson	62 83						
				326	H	North Florida	78 71	69	H	FGCU	39 71						
				344	H	NJIT	63 49	326	A	North Florida	70 78						
				200	A	USC Upstate	71 93	141	A	Jacksonville	51 81						

Non-Div I Games: North Ala. 88 67

Lipscomb

■ Loss,
 ■ Non-Conf,
 ■ S Site,
 ■ H Home
 ■ A Away
 N Neutral

Little Rock

Through Games Of Feb. 22, 2016

Average RPI Win:	216	WON-LOST	WINNING	LAST 10	STRENGTH OF	OPP. STRENGTH	TEAM	ADJ.	CONF.	ADJ CONF.
Average RPI Loss:	101	RECORD	PCT. RANK	GAMES	SCHEDULE	OF SCHEDULE	RPI	RPI	RPI	RPI
DIV. I ONLY	14- 11	134	9- 1	135	135	124	124	16	16	
DIV. I NON-CONF.	2- 7	280	0- 0	32	6	187	187	14	14	
TOTALS	RPI 1-25	RPI 26-50	W-L RECORDS	RPI 51-100	RPI 101-150	RPI 150+				
14- 11	0- 2	0- 2	OVERALL	0- 2	4- 2	10- 3				
7- 5	0- 1	0- 0	HOME	0- 1	1- 2	6- 1				
7- 6	0- 1	0- 2	AWAY	0- 1	3- 0	4- 2				
0- 0	0- 0	0- 0	NEUTRAL	0- 0	0- 0	0- 0				
2- 7	0- 2	0- 1	NON-CONFERENCE	0- 2	2- 1	0- 1				
1- 4	0- 1	0- 0	HOME	0- 1	1- 1	0- 1				
1- 3	0- 1	0- 1	AWAY	0- 1	1- 0	0- 0				
0- 0	0- 0	0- 0	NEUTRAL	0- 0	0- 0	0- 0				
12- 4	0- 0	0- 1	CONFERENCE	0- 0	2- 1	10- 2				
6- 1	0- 0	0- 0	HOME	0- 0	0- 1	6- 0				
6- 3	0- 0	0- 1	AWAY	0- 0	2- 0	4- 2				
0- 0	0- 0	0- 0	NEUTRAL	0- 0	0- 0	0- 0				

RPI 1-25			RPI 26-50			RPI 51-100			RPI 101+			Team's RPI: 124
RPI	S	Opponent	Score	RPI	S	Opponent	Score	RPI	S	Opponent	Score	
6	H	Texas	56 66	34	A	Oklahoma	52 65	83	A	Tulane	53 69	105 H Memphis 61 53
13	A	Texas A&M	39 69	41	A	Arkansas St.	53 66	90	H	Missouri St.	58 64	123 H LSU 51 57
												127 A La.-Lafayette 58 49
												127 H La.-Lafayette 58 65
												147 A Oral Roberts 66 52
												149 A UT Arlington 59 55
												180 A Troy 71 78
												180 H Troy 79 64
												186 A South Ala. 47 34
												186 H South Ala. 74 43
												190 H Tulsa 63 74
												223 A Texas St. 57 67
												264 A Georgia St. 54 39
												264 H Georgia St. 59 32
												273 H Appalachian St. 67 50
												282 A Ga. Southern 50 45
												282 H Ga. Southern 69 36
												290 A La.-Monroe 53 37
												290 H La.-Monroe 56 44
LAST 12 Division I GAMES:												
282	A	Ga. Southern	50 45	264	H	Georgia St.	59 32					
264	A	Georgia St.	54 39	282	H	Ga. Southern	69 36					
127	A	La.-Lafayette	58 49	149	A	UT Arlington	59 55					
290	A	La.-Monroe	53 37	223	A	Texas St.	57 67					
186	H	South Ala.	74 43	41	A	Arkansas St.	53 66					
180	H	Troy	79 64	273	H	Appalachian St.	67 50					

Non-Div I Games:

Little Rock

Loss, Non-Conf, S Site, H Home A Away N Neutral

Average RPI Win:	241	WON-LOST	WINNING	LAST 10	STRENGTH OF	OPP. STRENGTH	TEAM	ADJ.	CONF.	ADJ CONF.
Average RPI Loss:	88	RECORD	PCT. RANK	GAMES	SCHEDULE	OF SCHEDULE	RPI	RPI	RPI	RPI
DIV. I ONLY	19- 7	56	7- 3	316	140	135	135	22	22	
DIV. I NON-CONF.	11- 3	54	0- 0	315	51	119	119	21	21	
TOTALS	RPI 1-25	RPI 26-50	W-L RECORDS	RPI 51-100	RPI 101-150	RPI 150+				
19- 7	1- 0	0- 1	OVERALL	0- 2	1- 4	17- 0				
9- 3	1- 0	0- 0	HOME	0- 1	0- 2	8- 0				
8- 4	0- 0	0- 1	AWAY	0- 1	0- 2	8- 0				
2- 0	0- 0	0- 0	NEUTRAL	0- 0	1- 0	1- 0				
11- 3	1- 0	0- 1	NON-CONFERENCE	0- 0	1- 2	9- 0				
5- 1	1- 0	0- 0	HOME	0- 0	0- 1	4- 0				
4- 2	0- 0	0- 1	AWAY	0- 0	0- 1	4- 0				
2- 0	0- 0	0- 0	NEUTRAL	0- 0	1- 0	1- 0				
8- 4	0- 0	0- 0	CONFERENCE	0- 2	0- 2	8- 0				
4- 2	0- 0	0- 0	HOME	0- 1	0- 1	4- 0				
4- 2	0- 0	0- 0	AWAY	0- 1	0- 1	4- 0				
0- 0	0- 0	0- 0	NEUTRAL	0- 0	0- 0	0- 0				

RPI 1-25				RPI 26-50				RPI 51-100				RPI 101+ Team's RPI: 135			
RPI	S	Opponent	Score	RPI	S	Opponent	Score	RPI	S	Opponent	Score	RPI	S	Opponent	Score
25	H	UTEP	47 40	43	A	Southern California	43 69	54	A	UC Riverside	58 83	102	H	San Francisco	52 66
								54	H	UC Riverside	60 78	121	A	Hawaii	42 60
												121	H	Hawaii	55 67
												123	A	LSU	53 59
												128	N	Northwestern St.	60 59
												156	A	Pacific	68 60
												176	H	Colorado	59 42
												187	A	UC Davis	75 62
												193	H	Cal Poly	65 53
												212	H	UNLV	67 63
												249	H	San Diego St.	74 54
												257	A	Seattle	69 57
												258	A	UC Santa Barbara	58 55
												258	H	UC Santa Barbara	60 52
												275	N	Northern Ariz.	69 48
												278	A	Houston	47 41
												296	A	Denver	48 41
												300	H	CSUN	74 71
												315	H	Portland St.	89 71
												337	A	UC Irvine	71 65
												338	A	Cal St. Fullerton	82 61
												338	H	Cal St. Fullerton	62 57
LAST 12 Division I GAMES:															
258	A	UC Santa Barbara	58 55	187	A	UC Davis	75 62								
54	A	UC Riverside	58 83	338	H	Cal St. Fullerton	62 57								
258	H	UC Santa Barbara	60 52	337	A	UC Irvine	71 65								
121	A	Hawaii	42 60	54	H	UC Riverside	60 78								
300	H	CSUN	74 71	338	A	Cal St. Fullerton	82 61								
193	H	Cal Poly	65 53	121	H	Hawaii	55 67								

Non-Div I Games:

Long Beach St.

■ Loss,
■ Non-Conf, S Site,
■ Home
■ Away
N Neutral

Average RPI Win:	315	WON-LOST	WINNING	LAST 10	STRENGTH OF	OPP. STRENGTH	TEAM	ADJ.	CONF.	ADJ CONF.
Average RPI Loss:	193	RECORD	PCT. RANK	GAMES	SCHEDULE	OF SCHEDULE	RPI	RPI	RPI	RPI
DIV. I ONLY	4- 20	321	1- 9	253	300	320	320	28	28	
DIV. I NON-CONF.	1- 6	311	0- 0	180	140	290	290	29	29	
TOTALS	RPI 1-25	RPI 26-50	W-L RECORDS	RPI 51-100	RPI 101-150	RPI 150+				
4- 20	0- 1	0- 2	OVERALL	0- 1	0- 3	4- 13				
2- 7	0- 0	0- 0	HOME	0- 0	0- 2	2- 5				
2- 13	0- 0	0- 0	AWAY	0- 0	0- 1	2- 0				
0- 0	0- 0	0- 0	NEUTRAL	0- 0	0- 0	0- 0				
1- 6	0- 1	0- 2	NON-CONFERENCE	0- 1	0- 0	1- 2				
1- 0	0- 0	0- 0	HOME	0- 0	0- 0	1- 0				
0- 6	0- 1	0- 2	AWAY	0- 1	0- 0	0- 2				
0- 0	0- 0	0- 0	NEUTRAL	0- 0	0- 0	0- 0				
3- 14	0- 0	0- 0	CONFERENCE	0- 0	0- 3	3- 11				
1- 7	0- 0	0- 0	HOME	0- 0	0- 2	1- 5				
2- 7	0- 0	0- 0	AWAY	0- 0	0- 1	2- 6				
0- 0	0- 0	0- 0	NEUTRAL	0- 0	0- 0	0- 0				

RPI 1-25			RPI 26-50			RPI 51-100			RPI 101+			Team's RPI: 320
RPI	S	Opponent	Score	RPI	S	Opponent	Score	RPI	S	Opponent	Score	Score
7	A	Oregon St.	45 110	37	A	West Virginia	43 74	92	A	Virginia	46 81	116 H Liberty 67 72
				40	A	James Madison	30 88					120 A UNC Asheville 42 81
												120 H UNC Asheville 54 61
												201 A Radford 64 80
												201 H Radford 67 79
												213 A Gardner-Webb 42 67
												214 A Presbyterian 49 75
												214 H Presbyterian 38 59
												248 A High Point 68 79
												248 H High Point 70 89
												276 A Coastal Caro. 56 48
												281 A Campbell 65 72
												281 H Campbell 56 73
												297 A UNCG 60 81
												303 A Charleston So. 58 66
												303 H Charleston So. 54 63
												318 A Winthrop 63 60
												318 H Winthrop 67 60
												329 A Delaware St. 63 88
												349 H N.C. Central 60 49
LAST 12 Division I GAMES:												
201	A	Radford	64 80	318	H	Winthrop	67 60					
248	H	High Point	70 89	116	H	Liberty	67 72					
281	A	Campbell	65 72	213	A	Gardner-Webb	42 67					
120	H	UNC Asheville	54 61	201	H	Radford	67 79					
303	A	Charleston So.	58 66	120	A	UNC Asheville	42 81					
214	A	Presbyterian	49 75	281	H	Campbell	56 73					

Non-Div I Games: Notre Dame (MD) 83 32 N.C. Wesleyan 100 57

Longwood

Loss, Non-Conf, S Site, H Home A Away N Neutral

Average RPI Win:	226	WON-LOST	WINNING	LAST 10	STRENGTH OF	OPP. STRENGTH	TEAM	ADJ.	CONF.	ADJ CONF.
Average RPI Loss:	107	RECORD	PCT. RANK	GAMES	SCHEDULE	OF SCHEDULE	RPI	RPI	RPI	RPI
DIV. I ONLY	12- 12	168	6- 4	166	122	172	172	12	12	
DIV. I NON-CONF.	4- 6	201	0- 0	204	174	225	225	10	10	
TOTALS	RPI 1-25	RPI 26-50	W-L RECORDS	RPI 51-100	RPI 101-150	RPI 150+				
12- 12	0- 3	0- 1	OVERALL	0- 2	2- 2	10- 4				
8- 4	0- 1	0- 1	HOME	0- 0	1- 0	7- 2				
3- 7	0- 0	0- 0	AWAY	0- 2	1- 0	2- 0				
1- 1	0- 1	0- 0	NEUTRAL	0- 0	0- 0	1- 0				
4- 6	0- 1	0- 1	NON-CONFERENCE	0- 0	1- 1	3- 3				
2- 3	0- 0	0- 1	HOME	0- 0	1- 0	1- 2				
1- 2	0- 0	0- 0	AWAY	0- 0	0- 1	1- 1				
1- 1	0- 1	0- 0	NEUTRAL	0- 0	0- 0	1- 0				
8- 6	0- 2	0- 0	CONFERENCE	0- 2	1- 1	7- 1				
6- 1	0- 1	0- 0	HOME	0- 0	0- 0	6- 0				
2- 5	0- 1	0- 0	AWAY	0- 2	1- 1	1- 1				
0- 0	0- 0	0- 0	NEUTRAL	0- 0	0- 0	0- 0				

RPI 1-25				RPI 26-50				RPI 51-100				RPI 101+ Team's RPI: 172			
RPI	S	Opponent	Score	RPI	S	Opponent	Score	RPI	S	Opponent	Score	RPI	S	Opponent	Score
9	N	UCLA	57 68	31	H	Mississippi St.	63 93	70	A	Middle Tenn.	57 68	127	H	La.-Lafayette	79 62
25	A	UTEP	80 86					75	A	Charlotte	58 63	134	A	Arizona	67 77
25	H	UTEP	65 72									143	A	Old Dominion	69 51
												146	A	UAB	49 64
												151	A	Southern Miss.	59 69
												151	H	Southern Miss.	72 37
												161	H	McNeese St.	71 74
												181	A	Wisconsin	65 79
												189	H	Fla. Atlantic	65 62
												211	H	Stephen F. Austin	76 44
												224	H	Rice	63 61
												225	H	North Texas	77 71
												265	A	UTSA	82 72
												265	H	UTSA	75 66
												280	H	Prairie View	68 77
												296	N	Denver	58 53
												301	H	FIU	82 63
												317	A	Nicholls St.	58 55
LAST 12 Division I GAMES:															
25	H	UTEP	65 72	25	A	UTEP	80 86								
265	H	UTSA	75 66	265	A	UTSA	82 72								
146	A	UAB	49 64	151	H	Southern Miss.	72 37								
70	A	Middle Tenn.	57 68	189	H	Fla. Atlantic	65 62								
225	H	North Texas	77 71	301	H	FIU	82 63								
224	H	Rice	63 61	75	A	Charlotte	58 63								

Non-Div I Games: Loyola (LA) 76 40

Louisiana Tech

Loss, Non-Conf, S Site, H Home A Away N Neutral

Louisville

Through Games Of Feb. 22, 2016

Average RPI Win: 120		WON-LOST	WINNING	LAST 10	STRENGTH OF	OPP. STRENGTH	TEAM	ADJ.	CONF.	ADJ CONF.
Average RPI Loss: 47		RECORD	PCT. RANK	GAMES	SCHEDULE	OF SCHEDULE	RPI	RPI	RPI	RPI
DIV. I ONLY		22- 6	32	9- 1	40	24	15	15	4	4
DIV. I NON-CONF.		9- 5	108	1- 0	62	33	65	65	5	5
TOTALS		RPI 1-25	RPI 26-50	W-L RECORDS		RPI 51-100	RPI 101-150	RPI 150+		
22- 6	3- 2		2- 1	OVERALL		5- 3	6- 0	6- 0		
11- 2	1- 1		1- 0	HOME		3- 1	3- 0	3- 0		
10- 2	2- 1		1- 1	AWAY		2- 0	3- 0	2- 0		
1- 2	0- 0		0- 0	NEUTRAL		0- 2	0- 0	1- 0		
9- 5	1- 1		1- 1	NON-CONFERENCE		1- 3	1- 0	5- 0		
5- 1	0- 0		1- 0	HOME		1- 1	1- 0	2- 0		
3- 2	1- 1		0- 1	AWAY		0- 0	0- 0	2- 0		
1- 2	0- 0		0- 0	NEUTRAL		0- 2	0- 0	1- 0		
13- 1	2- 1		1- 0	CONFERENCE		4- 0	5- 0	1- 0		
6- 1	1- 1		0- 0	HOME		2- 0	2- 0	1- 0		
7- 0	1- 0		1- 0	AWAY		2- 0	3- 0	0- 0		
0- 0	0- 0		0- 0	NEUTRAL		0- 0	0- 0	0- 0		

RPI 1-25				Team's RPI: 15		RPI 26-50				RPI 51-100				RPI 101+			
RPI	S	Opponent	Score	RPI	S	Opponent	Score	RPI	S	Opponent	Score	RPI	S	Opponent	Score		
1	H	Notre Dame	61 66	35	H	South Fla.	67 50	53	H	Duke	65 48	113	H	Wake Forest	78 54		
14	A	Kentucky	54 72	42	A	North Carolina St.	92 90	57	N	Purdue	60 62	117	H	Virginia Tech	56 45		
16	A	Syracuse	71 53	49	A	Western Ky.	69 71	63	N	Dayton	66 79	118	A	Boston College	55 45		
17	H	Florida St.	79 69					76	A	Georgia Tech	78 65	122	A	Pittsburgh	84 61		
23	A	Michigan St.	85 78					87	H	UT Martin	88 66	125	A	North Carolina	78 60		
								92	A	Virginia	59 41	126	H	IUPUI	70 61		
								92	H	Virginia	74 59	170	N	Marist	65 53		
								95	H	California	71 75	227	H	Dartmouth	94 52		
												229	A	Col. of Charleston	71 67		
												243	H	Valparaiso	75 42		
												250	H	Clemson	75 33		
												272	A	Tennessee Tech	76 54		
LAST 12 Division I GAMES:																	
118	A	Boston College	55 45	113	H	Wake Forest	78 54										
92	H	Virginia	74 59	250	H	Clemson	75 33										
35	H	South Fla.	67 50	16	A	Syracuse	71 53										
122	A	Pittsburgh	84 61	42	A	North Carolina St.	92 90										
1	H	Notre Dame	61 66	92	A	Virginia	59 41										
125	A	North Carolina	78 60	53	H	Duke	65 48										

Non-Div I Games:

Louisville

■ Loss,
 ■ Non-Conf,
 ■ S Site,
 ■ H Home
 ■ A Away
 N Neutral

Average RPI Win:	241	WON-LOST	WINNING	LAST 10	STRENGTH OF	OPP. STRENGTH	TEAM	ADJ.	CONF.	ADJ CONF.
Average RPI Loss:	112	RECORD	PCT. RANK	GAMES	SCHEDULE	OF SCHEDULE	RPI	RPI	RPI	RPI
DIV. I ONLY	13- 13	168	5- 5	194	148	178	178	21	21	
DIV. I NON-CONF.	4- 7	222	0- 0	76	28	150	150	17	17	
TOTALS	RPI 1-25	RPI 26-50	W-L RECORDS	RPI 51-100	RPI 101-150	RPI 150+				
13- 13	1- 1	0- 2	OVERALL	0- 4	3- 3	9- 3				
6- 7	0- 0	0- 1	HOME	0- 2	2- 3	4- 1				
7- 6	1- 1	0- 1	AWAY	0- 2	1- 0	5- 2				
0- 0	0- 0	0- 0	NEUTRAL	0- 0	0- 0	0- 0				
4- 7	1- 1	0- 2	NON-CONFERENCE	0- 2	0- 2	3- 0				
1- 4	0- 0	0- 1	HOME	0- 1	0- 2	1- 0				
3- 3	1- 1	0- 1	AWAY	0- 1	0- 0	2- 0				
0- 0	0- 0	0- 0	NEUTRAL	0- 0	0- 0	0- 0				
9- 6	0- 0	0- 0	CONFERENCE	0- 2	3- 1	6- 3				
5- 3	0- 0	0- 0	HOME	0- 1	2- 1	3- 1				
4- 3	0- 0	0- 0	AWAY	0- 1	1- 0	3- 2				
0- 0	0- 0	0- 0	NEUTRAL	0- 0	0- 0	0- 0				

RPI 1-25				RPI 26-50				RPI 51-100				RPI 101+ Team's RPI: 178			
RPI	S	Opponent	Score	RPI	S	Opponent	Score	RPI	S	Opponent	Score	RPI	S	Opponent	Score
22	A	DePaul	88 75	26	H	Miami (FL)	50 77	76	A	Georgia Tech	77 84	106	H	Northwestern	72 81
23	A	Michigan St.	47 76	27	A	Green Bay	51 65	84	H	Central Mich.	59 68	107	H	UNI	64 60
								90	A	Missouri St.	81 91	109	H	Drake	65 81
								90	H	Missouri St.	62 73	115	H	Western Mich.	45 68
												136	A	Southern Ill.	69 68
												136	H	Southern Ill.	83 59
												209	A	Indiana St.	48 62
												209	H	Indiana St.	71 74
												224	A	Rice	57 50
												284	H	Lamar	82 71
												288	A	Wichita St.	62 65
												288	H	Wichita St.	60 55
												304	A	Bradley	67 54
												319	A	Illinois St.	57 41
												319	H	Illinois St.	73 61
												327	A	Evansville	63 49
												327	H	Evansville	67 54
												339	A	Eastern Ill.	86 75
LAST 12 Division I GAMES:															
209	H	Indiana St.	71 74	109	H	Drake	65 81								
319	H	Illinois St.	73 61	107	H	UNI	64 60								
288	A	Wichita St.	62 65	319	A	Illinois St.	57 41								
90	A	Missouri St.	81 91	209	A	Indiana St.	48 62								
327	H	Evansville	67 54	90	H	Missouri St.	62 73								
136	H	Southern Ill.	83 59	288	H	Wichita St.	60 55								

Non-Div I Games:

Loyola Chicago

■ Loss,
 ■ Non-Conf, S Site,
 ■ Home
 ■ Away
 N Neutral

Loyola Maryland

Through Games Of Feb. 22, 2016

Average RPI Win:	314	WON-LOST	WINNING	LAST 10	STRENGTH OF	OPP. STRENGTH	TEAM	ADJ.	CONF.	ADJ CONF.
Average RPI Loss:	153	RECORD	PCT. RANK	GAMES	SCHEDULE	OF SCHEDULE	RPI	RPI	RPI	RPI
DIV. I ONLY	11- 15	222	5- 5	264	315	252	252	26	26	
DIV. I NON-CONF.	3- 8	258	0- 0	274	318	281	281	27	27	
TOTALS	RPI 1-25	RPI 26-50	W-L RECORDS	RPI 51-100	RPI 101-150	RPI 150+				
11- 15	0- 1	0- 1	OVERALL	0- 4	0- 1	11- 8				
6- 6	0- 0	0- 0	HOME	0- 2	0- 0	6- 4				
5- 9	0- 1	0- 1	AWAY	0- 2	0- 1	5- 4				
0- 0	0- 0	0- 0	NEUTRAL	0- 0	0- 0	0- 0				
3- 8	0- 1	0- 1	NON-CONFERENCE	0- 0	0- 1	3- 5				
1- 3	0- 0	0- 0	HOME	0- 0	0- 0	1- 3				
2- 5	0- 1	0- 1	AWAY	0- 0	0- 1	2- 2				
0- 0	0- 0	0- 0	NEUTRAL	0- 0	0- 0	0- 0				
8- 7	0- 0	0- 0	CONFERENCE	0- 4	0- 0	8- 3				
5- 3	0- 0	0- 0	HOME	0- 2	0- 0	5- 1				
3- 4	0- 0	0- 0	AWAY	0- 2	0- 0	3- 2				
0- 0	0- 0	0- 0	NEUTRAL	0- 0	0- 0	0- 0				

RPI 1-25				RPI 26-50				RPI 51-100				RPI 101+ Team's RPI: 252			
RPI	S	Opponent	Score	RPI	S	Opponent	Score	RPI	S	Opponent	Score	RPI	S	Opponent	Score
11	A	Maryland	47 97	50	A	Villanova	55 67	64	A	Army West Point	37 70	143	A	Old Dominion	41 64
								64	H	Army West Point	44 52	157	H	UMBC	46 52
								89	A	Bucknell	64 71	194	H	William & Mary	61 62
								89	H	Bucknell	42 64	197	H	Fairfield	45 71
												215	A	Lehigh	48 66
												215	H	Lehigh	68 76
												233	A	Navy	38 45
												233	H	Navy	51 38
												235	A	Columbia	53 63
												270	H	American	52 46
												307	A	Colgate	65 49
												307	H	Colgate	55 38
												322	A	Lafayette	55 51
												322	H	Lafayette	66 65
												330	A	Mt. St. Mary's	65 63
												331	A	Lipscomb	57 52
												334	A	St. Francis Brooklyn	54 64
												345	A	Boston U.	67 46
												345	H	Boston U.	63 54
												347	H	Norfolk St.	75 67
LAST 12 Division I GAMES:															
307	H	Colgate	55 38	322	A	Lafayette	55 51								
89	H	Bucknell	42 64	307	A	Colgate	65 49								
345	A	Boston U.	67 46	89	A	Bucknell	64 71								
233	A	Navy	38 45	345	H	Boston U.	63 54								
64	H	Army West Point	44 52	233	H	Navy	51 38								
215	H	Lehigh	68 76	64	A	Army West Point	37 70								

Non-Div I Games:

Loyola Maryland

Average RPI Win:	258	WON-LOST	WINNING	LAST 10	STRENGTH OF	OPP. STRENGTH	TEAM	ADJ.	CONF.	ADJ CONF.
Average RPI Loss:	106	RECORD	PCT. RANK	GAMES	SCHEDULE	OF SCHEDULE	RPI	RPI	RPI	RPI
DIV. I ONLY	9- 19	269	3- 6	155	113	242	242	8	8	
DIV. I NON-CONF.	4- 7	222	1- 0	327	206	291	291	9	9	
TOTALS	RPI 1-25	RPI 26-50	W-L RECORDS	RPI 51-100	RPI 101-150	RPI 150+				
9- 19	0- 2	0- 1	OVERALL	0- 7	0- 5	9- 4				
5- 8	0- 1	0- 0	HOME	0- 3	0- 2	5- 2				
3- 11	0- 1	0- 1	AWAY	0- 4	0- 3	3- 2				
1- 0	0- 0	0- 0	NEUTRAL	0- 0	0- 0	1- 0				
4- 7	0- 0	0- 1	NON-CONFERENCE	0- 1	0- 1	4- 4				
2- 2	0- 0	0- 0	HOME	0- 0	0- 0	2- 2				
1- 5	0- 0	0- 1	AWAY	0- 1	0- 1	1- 2				
1- 0	0- 0	0- 0	NEUTRAL	0- 0	0- 0	1- 0				
5- 12	0- 2	0- 0	CONFERENCE	0- 6	0- 4	5- 0				
3- 6	0- 1	0- 0	HOME	0- 3	0- 2	3- 0				
2- 6	0- 1	0- 0	AWAY	0- 3	0- 2	2- 0				
0- 0	0- 0	0- 0	NEUTRAL	0- 0	0- 0	0- 0				

RPI 1-25				RPI 26-50				RPI 51-100				RPI 101+ Team's RPI: 242			
RPI	S	Opponent	Score	RPI	S	Opponent	Score	RPI	S	Opponent	Score	RPI	S	Opponent	Score
12	A	BYU	61 75	28	A	Missouri	48 80	54	A	UC Riverside	62 80	102	A	San Francisco	72 81
12	H	BYU	75 82					59	A	St. Mary's (CA)	57 72	102	H	San Francisco	73 75
								59	H	St. Mary's (CA)	81 91	108	A	Gonzaga	68 83
								62	A	Santa Clara	41 68	108	H	Gonzaga	59 66
								62	H	Santa Clara	56 57	121	A	Hawaii	51 65
								77	A	San Diego	58 82	156	A	Pacific	63 60
								77	H	San Diego	67 75	156	H	Pacific	96 88
												176	A	Colorado	81 92
												193	A	Cal Poly	58 70
												249	H	San Diego St.	92 65
												257	H	Seattle	69 78
												258	A	UC Santa Barbara	70 63
												266	H	Pepperdine	79 69
												287	A	Portland	77 62
												287	H	Portland	62 52
												323	N	Nevada	69 58
												337	H	UC Irvine	95 50
												338	H	Cal St. Fullerton	73 75
LAST 12 Division I GAMES:															
337	H	UC Irvine	95 50	108	A	Gonzaga	68 83								
102	A	San Francisco	72 81	77	H	San Diego	67 75								
62	A	Santa Clara	41 68	12	H	BYU	75 82								
59	H	St. Mary's (CA)	81 91	77	A	San Diego	58 82								
156	H	Pacific	96 88	12	A	BYU	61 75								
287	A	Portland	77 62	62	H	Santa Clara	56 57								

Non-Div I Games:

Loyola Marymount

■ Loss,
■ Non-Conf,
■ S Site,
■ H Home
■ A Away
N Neutral

Average RPI Win:	212	WON-LOST	WINNING	LAST 10	STRENGTH OF	OPP. STRENGTH	TEAM	ADJ.	CONF.	ADJ CONF.
Average RPI Loss:	93	RECORD	PCT. RANK	GAMES	SCHEDULE	OF SCHEDULE	RPI	RPI	RPI	RPI
DIV. I ONLY	21- 7	46	10- 0	202	149	71	71	15	15	
DIV. I NON-CONF.	8- 6	136	0- 0	241	49	122	122	18	18	
TOTALS	RPI 1-25	RPI 26-50	W-L RECORDS	RPI 51-100	RPI 101-150	RPI 150+				
21- 7	0- 0	1- 1	OVERALL	1- 3	4- 2	15- 1				
10- 0	0- 0	1- 0	HOME	0- 0	1- 0	8- 0				
9- 6	0- 0	0- 1	AWAY	0- 2	2- 2	7- 1				
2- 1	0- 0	0- 0	NEUTRAL	1- 1	1- 0	0- 0				
8- 6	0- 0	0- 0	NON-CONFERENCE	1- 3	2- 2	5- 1				
3- 0	0- 0	0- 0	HOME	0- 0	0- 0	3- 0				
3- 5	0- 0	0- 0	AWAY	0- 2	1- 2	2- 1				
2- 1	0- 0	0- 0	NEUTRAL	1- 1	1- 0	0- 0				
13- 1	0- 0	1- 1	CONFERENCE	0- 0	2- 0	10- 0				
7- 0	0- 0	1- 0	HOME	0- 0	1- 0	5- 0				
6- 1	0- 0	0- 1	AWAY	0- 0	1- 0	5- 0				
0- 0	0- 0	0- 0	NEUTRAL	0- 0	0- 0	0- 0				

RPI 1-25				RPI 26-50				RPI 51-100				Team's RPI: 71	RPI 101+			
RPI	S	Opponent	Score	RPI	S	Opponent	Score	RPI	S	Opponent	Score		RPI	S	Opponent	Score
				47	A	Albany (NY)	59 64	57	A	Purdue	33 56		103	A	Harvard	64 53
				47	H	Albany (NY)	65 53	63	N	Dayton	37 58		118	A	Boston College	48 55
								80	A	Minnesota	64 91		123	N	LSU	52 41
								90	N	Missouri St.	69 65		125	A	North Carolina	58 59
													144	A	Stony Brook	60 43
													144	H	Stony Brook	55 52
													157	A	UMBC	72 38
													157	H	UMBC	65 55
													159	A	Northeastern	44 56
													217	H	Hartford	61 43
													227	A	Dartmouth	59 41
													238	A	New Hampshire	62 52
													238	H	New Hampshire	59 55
													245	H	Bryant	76 38
													247	A	Binghamton	52 38
													250	H	Clemson	75 42
													289	H	Central Conn. St.	62 42
													295	A	Vermont	62 41
													295	H	Vermont	63 51
													314	A	North Dakota St.	82 51
													321	A	UMass Lowell	73 46
													321	H	UMass Lowell	74 44
LAST 12 Division I GAMES:																
				144	A	Stony Brook	60 43	247	A	Binghamton	52 38					
				47	H	Albany (NY)	65 53	217	H	Hartford	61 43					
				321	A	UMass Lowell	73 46	144	H	Stony Brook	55 52					
				238	H	New Hampshire	59 55	238	A	New Hampshire	62 52					
				157	A	UMBC	72 38	47	A	Albany (NY)	59 64					
				295	H	Vermont	63 51	321	H	UMass Lowell	74 44					

Non-Div I Games: Colby 82 42

Maine

■ Loss,
 ■ Non-Conf,
 ■ S Site,
 ■ Home
 ■ Away
 N Neutral

Average RPI Win:	238	WON-LOST	WINNING	LAST 10	STRENGTH OF	OPP. STRENGTH	TEAM	ADJ.	CONF.	ADJ CONF.
Average RPI Loss:	200	RECORD	PCT. RANK	GAMES	SCHEDULE	OF SCHEDULE	RPI	RPI	RPI	RPI
DIV. I ONLY	13- 13	168	6- 3	291	264	231	231	23	23	
DIV. I NON-CONF.	3- 6	234	0- 0	302	295	296	296	23	23	
TOTALS	RPI 1-25	RPI 26-50	W-L RECORDS	RPI 51-100	RPI 101-150	RPI 150+				
13- 13	0- 0	0- 0	OVERALL	1- 1	1- 1	11- 11				
7- 5	0- 0	0- 0	HOME	0- 1	1- 0	6- 4				
6- 8	0- 0	0- 0	AWAY	1- 0	0- 1	5- 7				
0- 0	0- 0	0- 0	NEUTRAL	0- 0	0- 0	0- 0				
3- 6	0- 0	0- 0	NON-CONFERENCE	0- 1	0- 0	3- 5				
2- 2	0- 0	0- 0	HOME	0- 1	0- 0	2- 1				
1- 4	0- 0	0- 0	AWAY	0- 0	0- 0	1- 4				
0- 0	0- 0	0- 0	NEUTRAL	0- 0	0- 0	0- 0				
10- 7	0- 0	0- 0	CONFERENCE	1- 0	1- 1	8- 6				
5- 3	0- 0	0- 0	HOME	0- 0	1- 0	4- 3				
5- 4	0- 0	0- 0	AWAY	1- 0	0- 1	4- 3				
0- 0	0- 0	0- 0	NEUTRAL	0- 0	0- 0	0- 0				

RPI 1-25				RPI 26-50				RPI 51-100				RPI 101+				Team's RPI: 231	
RPI	S	Opponent	Score	RPI	S	Opponent	Score	RPI	S	Opponent	Score	RPI	S	Opponent	Score		
								89	H	Bucknell	56	61	119	A	Iona	56	67
								99	A	Quinnipiac	52	42	119	H	Iona	63	56
													164	A	Yale	36	62
													170	A	Marist	64	59
													170	H	Marist	73	79
													177	H	Fordham	49	60
													197	A	Fairfield	70	55
													197	H	Fairfield	57	59
													202	H	Brown	80	56
													210	A	Canisius	68	70
													210	H	Canisius	77	55
													221	A	Siena	59	60
													221	H	Siena	56	49
													238	A	New Hampshire	57	72
													239	A	Holy Cross	44	58
													251	A	Monmouth	62	72
													251	H	Monmouth	56	57
													270	A	American	48	52
													286	A	Rider	74	70
													308	A	Niagara	58	49
													308	H	Niagara	80	62
													310	A	Fairleigh Dickinson	85	78
													334	H	St. Francis Brooklyn	61	53
													336	H	Saint Peter's	64	47
LAST 12 Division I GAMES:																	
				308	A	Niagara	58	49					251	A	Monmouth	62	72
				210	A	Canisius	68	70					286	A	Rider	74	70
				221	H	Siena	56	49					336	H	Saint Peter's	64	47
				251	H	Monmouth	56	57					119	H	Iona	63	56
				170	A	Marist	64	59					197	H	Fairfield	57	59
				210	H	Canisius	77	55					170	H	Marist	73	79

Non-Div I Games:

Manhattan

M
a
r
i
s
tM
a
r
i
s
t

Non-Div I Games:

Average RPI Win:	161	WON-LOST	WINNING	LAST 10	STRENGTH OF	OPP. STRENGTH	TEAM	ADJ.	CONF.	ADJ CONF.
Average RPI Loss:	68	RECORD	PCT. RANK	GAMES	SCHEDULE	OF SCHEDULE	RPI	RPI	RPI	RPI
DIV. I ONLY	14- 14	168	7- 3	49	72	88	88	6	6	
DIV. I NON-CONF.	5- 6	180	0- 0	17	89	88	88	6	6	
TOTALS	RPI 1-25	RPI 26-50	W-L RECORDS	RPI 51-100	RPI 101-150	RPI 150+				
14- 14	0- 3	2- 5	OVERALL	2- 2	2- 4	8- 0				
9- 3	0- 1	2- 1	HOME	2- 0	2- 1	3- 0				
4- 11	0- 2	0- 4	AWAY	0- 2	0- 3	4- 0				
1- 0	0- 0	0- 0	NEUTRAL	0- 0	0- 0	1- 0				
5- 6	0- 2	0- 1	NON-CONFERENCE	1- 1	0- 2	4- 0				
2- 2	0- 1	0- 0	HOME	1- 0	0- 1	1- 0				
2- 4	0- 1	0- 1	AWAY	0- 1	0- 1	2- 0				
1- 0	0- 0	0- 0	NEUTRAL	0- 0	0- 0	1- 0				
9- 8	0- 1	2- 4	CONFERENCE	1- 1	2- 2	4- 0				
7- 1	0- 0	2- 1	HOME	1- 0	2- 0	2- 0				
2- 7	0- 1	0- 3	AWAY	0- 1	0- 2	2- 0				
0- 0	0- 0	0- 0	NEUTRAL	0- 0	0- 0	0- 0				

RPI 1-25				RPI 26-50				RPI 51-100				Team's RPI: 88	RPI 101+			
RPI	S	Opponent	Score	RPI	S	Opponent	Score	RPI	S	Opponent	Score		RPI	S	Opponent	Score
7	H	Oregon St.	58 65	27	A	Green Bay	55 75	56	H	Auburn	70 69		126	H	IUPUI	55 60
8	A	Arizona St.	80 90	33	A	Seton Hall	68 99	65	A	South Dakota	69 97		138	A	Northern Ky.	78 83
22	A	DePaul	86 91	33	H	Seton Hall	89 82	94	A	Georgetown	72 75		140	A	Creighton	81 83
				45	A	St. John's (NY)	77 81	94	H	Georgetown	87 72		140	H	Creighton	79 72
				45	H	St. John's (NY)	67 64						148	A	Xavier	66 71
				50	A	Villanova	60 81						148	H	Xavier	74 69
				50	H	Villanova	75 82						173	A	Milwaukee	101 81
													181	H	Wisconsin	77 61
													185	A	Butler	80 64
													185	H	Butler	76 69
													187	N	Richmond	98 80
													263	A	Providence	92 85
													263	H	Providence	105 75
													301	A	FIU	95 83
LAST 12 Division I GAMES:																
				263	A	Providence	92 85					33	H	Seton Hall	89 82	
				140	A	Creighton	81 83					45	H	St. John's (NY)	67 64	
				148	H	Xavier	74 69					140	H	Creighton	79 72	
				185	H	Butler	76 69					263	H	Providence	105 75	
				50	A	Villanova	60 81					185	A	Butler	80 64	
				94	A	Georgetown	72 75					148	A	Xavier	66 71	

Non-Div I Games:

Marquette

Average RPI Win:	230	WON-LOST	WINNING	LAST 10	STRENGTH OF	OPP. STRENGTH	TEAM	ADJ.	CONF.	ADJ CONF.
Average RPI Loss:	101	RECORD	PCT. RANK	GAMES	SCHEDULE	OF SCHEDULE	RPI	RPI	RPI	RPI
DIV. I ONLY	14- 9	105	5- 5	219	174	153	153	12	12	
DIV. I NON-CONF.	8- 1	23	0- 0	329	341	139	139	10	10	
TOTALS	RPI 1-25	RPI 26-50	W-L RECORDS	RPI 51-100	RPI 101-150	RPI 150+				
14- 9	1- 0	0- 3	OVERALL	0- 3	3- 1	10- 2				
10- 3	1- 0	0- 1	HOME	0- 1	1- 0	8- 1				
4- 5	0- 0	0- 1	AWAY	0- 2	2- 1	2- 1				
0- 1	0- 0	0- 1	NEUTRAL	0- 0	0- 0	0- 0				
8- 1	0- 0	0- 1	NON-CONFERENCE	0- 0	1- 0	7- 0				
6- 0	0- 0	0- 0	HOME	0- 0	0- 0	6- 0				
2- 0	0- 0	0- 0	AWAY	0- 0	1- 0	1- 0				
0- 1	0- 0	0- 1	NEUTRAL	0- 0	0- 0	0- 0				
6- 8	1- 0	0- 2	CONFERENCE	0- 3	2- 1	3- 2				
4- 3	1- 0	0- 1	HOME	0- 1	1- 0	2- 1				
2- 5	0- 0	0- 1	AWAY	0- 2	1- 1	1- 1				
0- 0	0- 0	0- 0	NEUTRAL	0- 0	0- 0	0- 0				

RPI 1-25				RPI 26-50				RPI 51-100				RPI 101+ Team's RPI: 153			
RPI	S	Opponent	Score	RPI	S	Opponent	Score	RPI	S	Opponent	Score	RPI	S	Opponent	Score
25	H	UTEP	79 64	37	N	West Virginia	60 66	70	A	Middle Tenn.	54 65	136	A	Southern Ill.	61 55
				49	A	Western Ky.	52 81	75	A	Charlotte	77 87	143	A	Old Dominion	55 77
				49	H	Western Ky.	76 80	75	H	Charlotte	61 64	143	H	Old Dominion	80 62
												146	A	UAB	64 61
												174	H	Cornell	73 47
												189	A	Fla. Atlantic	73 84
												208	H	Rhode Island	72 62
												224	H	Rice	81 52
												225	H	North Texas	63 71
												260	H	Saint Francis (PA)	81 73
												265	H	UTSA	80 76
												301	A	FIU	65 58
												305	A	Morehead St.	104 101
												344	H	NJIT	63 50
												346	H	Alabama A&M	81 45
												347	H	Norfolk St.	81 67
LAST 12 Division I GAMES:															
143	A	Old Dominion	55 77	70	A	Middle Tenn.	54 65								
75	A	Charlotte	77 87	143	H	Old Dominion	80 62								
49	H	Western Ky.	76 80	75	H	Charlotte	61 64								
265	H	UTSA	80 76	224	H	Rice	81 52								
25	H	UTEP	79 64	225	H	North Texas	63 71								
146	A	UAB	64 61	301	A	FIU	65 58								

Non-Div I Games: Brescia 92 40 West Va. Tech 83 39

Marshall

Loss, Non-Conf, S Site, H Home A Away N Neutral

Maryland

Through Games Of Feb. 22, 2016

Average RPI Win:	129	WON-LOST	WINNING	LAST 10	STRENGTH OF	OPP. STRENGTH	TEAM	ADJ.	CONF.	ADJ CONF.
Average RPI Loss:	5	RECORD	PCT. RANK	GAMES	SCHEDULE	OF SCHEDULE	RPI	RPI	RPI	RPI
DIV. I ONLY	25- 3	9	9- 1	44	35	11	11	5	5	
DIV. I NON-CONF.	11- 1	16	0- 0	108	160	24	24	4	4	
TOTALS	RPI 1-25	RPI 26-50	W-L RECORDS	RPI 51-100	RPI 101-150	RPI 150+				
25- 3	2- 3	1- 0	OVERALL	8- 0	5- 0	9- 0				
13- 1	2- 1	1- 0	HOME	3- 0	1- 0	6- 0				
9- 1	0- 1	0- 0	AWAY	4- 0	2- 0	3- 0				
3- 1	0- 1	0- 0	NEUTRAL	1- 0	2- 0	0- 0				
11- 1	1- 1	0- 0	NON-CONFERENCE	1- 0	2- 0	7- 0				
7- 0	1- 0	0- 0	HOME	0- 0	0- 0	6- 0				
1- 0	0- 0	0- 0	AWAY	0- 0	0- 0	1- 0				
3- 1	0- 1	0- 0	NEUTRAL	1- 0	2- 0	0- 0				
14- 2	1- 2	1- 0	CONFERENCE	7- 0	3- 0	2- 0				
6- 1	1- 1	1- 0	HOME	3- 0	1- 0	0- 0				
8- 1	0- 1	0- 0	AWAY	4- 0	2- 0	2- 0				
0- 0	0- 0	0- 0	NEUTRAL	0- 0	0- 0	0- 0				

RPI	S	Opponent	Score	RPI	S	Opponent	Score	RPI	S	Opponent	Score	RPI	S	Opponent	Score
4	N	UConn	73 83	46	H	Indiana	86 63	52	A	Rutgers	73 59	106	A	Northwestern	79 70
5	A	Ohio St.	86 94					55	A	Iowa	76 56	106	H	Northwestern	80 62
5	H	Ohio St.	71 80					57	A	Purdue	87 67	122	N	Pittsburgh	70 49
16	H	Syracuse	82 64					57	H	Purdue	73 59	130	A	Penn St.	89 53
23	H	Michigan St.	85 76					61	N	South Dakota St.	62 55	143	N	Old Dominion	95 49
								66	A	Michigan	74 67	152	A	Illinois	79 63
								66	H	Michigan	76 56	154	H	Detroit	97 41
								82	H	Nebraska	89 50	163	H	Southern U.	94 61
												181	A	Wisconsin	90 65
												248	H	High Point	105 50
												252	H	Loyola Maryland	97 47
												285	A	UMES	106 30
												289	H	Central Conn. St.	86 43
												321	H	UMass Lowell	102 53
LAST 12 Division I GAMES:															
52	A	Rutgers	73 59	57	A	Purdue	87 67								
66	H	Michigan	76 56	46	H	Indiana	86 63								
106	A	Northwestern	79 70	130	A	Penn St.	89 53								
57	H	Purdue	73 59	181	A	Wisconsin	90 65								
5	A	Ohio St.	86 94	106	H	Northwestern	80 62								
23	H	Michigan St.	85 76	66	A	Michigan	74 67								

Non-Div I Games:

Maryland

Loss, Non-Conf, S Site, H Home A Away N Neutral

Massachusetts

Through Games Of Feb. 22, 2016

Average RPI Win:	190	WON-LOST	WINNING	LAST 10	STRENGTH OF	OPP. STRENGTH	TEAM	ADJ.	CONF.	ADJ CONF.
Average RPI Loss:	129	RECORD	PCT. RANK	GAMES	SCHEDULE	OF SCHEDULE	RPI	RPI	RPI	RPI
DIV. I ONLY	9- 17	260	3- 5	141	110	222	222	7	7	
DIV. I NON-CONF.	6- 6	160	0- 1	260	205	203	203	8	8	
TOTALS	RPI 1-25	RPI 26-50	W-L RECORDS	RPI 51-100	RPI 101-150	RPI 150+				
9- 17	0- 1	1- 2	OVERALL	2- 4	0- 3	6- 7				
6- 6	0- 0	1- 0	HOME	2- 1	0- 2	3- 3				
3- 10	0- 1	0- 2	AWAY	0- 2	0- 1	3- 4				
0- 1	0- 0	0- 0	NEUTRAL	0- 1	0- 0	0- 0				
6- 6	0- 0	0- 0	NON-CONFERENCE	1- 2	0- 2	5- 2				
4- 1	0- 0	0- 0	HOME	1- 0	0- 1	3- 0				
2- 4	0- 0	0- 0	AWAY	0- 1	0- 1	2- 2				
0- 1	0- 0	0- 0	NEUTRAL	0- 1	0- 0	0- 0				
3- 11	0- 1	1- 2	CONFERENCE	1- 2	0- 1	1- 5				
2- 5	0- 0	1- 0	HOME	1- 1	0- 1	0- 3				
1- 6	0- 1	0- 2	AWAY	0- 1	0- 0	1- 2				
0- 0	0- 0	0- 0	NEUTRAL	0- 0	0- 0	0- 0				

RPI	S	Opponent	Score	RPI	S	Opponent	Score	RPI	S	Opponent	Score	RPI	S	Opponent	Score	Team's RPI: 222
18	A	Duquesne	64 73	36	A	St. Bonaventure	41 66	53	A	Duke	46 70	103	A	Harvard	65 67	
				36	H	St. Bonaventure	69 60	58	A	Saint Louis	49 69	104	H	Saint Joseph's	58 62	
				39	A	George Washington	50 67	63	H	Dayton	76 69	139	H	Buffalo	48 56	
								72	N	Ball St.	54 81	167	A	Davidson	66 62	
								74	H	Hofstra	57 56	176	A	Colorado	63 90	
								79	H	VCU	66 74	177	H	Fordham	55 60	
												184	A	George Mason	59 64	
												187	H	Richmond	68 74	
												208	H	Rhode Island	79 80	
												217	H	Hartford	63 57	
												239	A	Holy Cross	74 60	
												245	A	Bryant	86 69	
												274	A	La Salle	57 66	
												289	A	Central Conn. St.	68 78	
												321	H	UMass Lowell	84 58	
												345	H	Boston U.	73 56	
LAST 12 Division I GAMES:																
				72	N	Ball St.	54 81	18	A	Duquesne	64 73					
				167	A	Davidson	66 62	184	A	George Mason	59 64					
				63	H	Dayton	76 69	208	H	Rhode Island	79 80					
				36	H	St. Bonaventure	69 60	39	A	George Washington	50 67					
				274	A	La Salle	57 66	187	H	Richmond	68 74					
				177	H	Fordham	55 60	58	A	Saint Louis	49 69					

Non-Div I Games:

Massachusetts

Loss, Non-Conf, S Site, H Home A Away N Neutral

Average RPI Win:	254	WON-LOST	WINNING	LAST 10	STRENGTH OF	OPP. STRENGTH	TEAM	ADJ.	CONF.	ADJ CONF.
Average RPI Loss:	147	RECORD	PCT. RANK	GAMES	SCHEDULE	OF SCHEDULE	RPI	RPI	RPI	RPI
DIV. I ONLY	14- 10	127	6- 4	271	211	161	161	27	27	
DIV. I NON-CONF.	5- 4	138	0- 0	126	67	89	89	26	26	
TOTALS	RPI 1-25	RPI 26-50	W-L RECORDS	RPI 51-100	RPI 101-150	RPI 150+				
14- 10	0- 1	0- 0	OVERALL	0- 3	2- 2	12- 4				
8- 2	0- 0	0- 0	HOME	0- 0	1- 1	7- 1				
5- 8	0- 1	0- 0	AWAY	0- 3	1- 1	4- 3				
1- 0	0- 0	0- 0	NEUTRAL	0- 0	0- 0	1- 0				
5- 4	0- 1	0- 0	NON-CONFERENCE	0- 2	1- 0	4- 1				
2- 0	0- 0	0- 0	HOME	0- 0	0- 0	2- 0				
2- 4	0- 1	0- 0	AWAY	0- 2	1- 0	1- 1				
1- 0	0- 0	0- 0	NEUTRAL	0- 0	0- 0	1- 0				
9- 6	0- 0	0- 0	CONFERENCE	0- 1	1- 2	8- 3				
6- 2	0- 0	0- 0	HOME	0- 0	1- 1	5- 1				
3- 4	0- 0	0- 0	AWAY	0- 1	0- 1	3- 2				
0- 0	0- 0	0- 0	NEUTRAL	0- 0	0- 0	3- 0				

RPI 1-25				RPI 26-50				RPI 51-100				RPI 101+ Team's RPI: 161			
RPI	S	Opponent	Score	RPI	S	Opponent	Score	RPI	S	Opponent	Score	RPI	S	Opponent	Score
3	A	Baylor	46 105					51	A	Chattanooga	53 68	110	H	Central Ark.	56 70
								68	A	Abilene Christian	62 79	128	A	Northwestern St.	64 85
								83	A	Tulane	55 74	128	H	Northwestern St.	78 74
												149	A	UT Arlington	63 57
												166	A	Ole Miss	56 96
												172	A	Louisiana Tech	74 71
												211	A	Stephen F. Austin	55 80
												224	H	Rice	61 53
												227	N	Dartmouth	78 56
												237	H	Sam Houston St.	82 79
												246	A	Houston Baptist	71 64
												284	H	Lamar	92 84
												290	H	La.-Monroe	72 62
												309	A	Southeastern La.	83 74
												309	H	Southeastern La.	96 79
												313	H	A&M-Corpus Christi	72 51
												317	A	Nicholls St.	81 85
												332	H	Incarinate Word	55 68
												335	A	New Orleans	77 74
												335	H	New Orleans	92 63
LAST 12 Division I GAMES:															
284	H	Lamar	92 84	335	A	New Orleans	77 74								
110	H	Central Ark.	56 70	309	H	Southeastern La.	96 79								
128	A	Northwestern St.	64 85	128	H	Northwestern St.	78 74								
309	A	Southeastern La.	83 74	332	H	Incarinate Word	55 68								
317	A	Nicholls St.	81 85	237	H	Sam Houston St.	82 79								
335	H	New Orleans	92 63	68	A	Abilene Christian	62 79								

Non-Div I Games: Southern-N.O. 97 61 Louisiana Col. 73 59 Loyola (LA) 70 69

McNeese St.

Loss, Non-Conf, S Site, H Home A Away N Neutral

Average RPI Win:	177	WON-LOST	WINNING	LAST 10	STRENGTH OF	OPP. STRENGTH	TEAM	ADJ.	CONF.	ADJ CONF.
Average RPI Loss:	90	RECORD	PCT. RANK	GAMES	SCHEDULE	OF SCHEDULE	RPI	RPI	RPI	RPI
DIV. I ONLY	16- 11	120	7- 3	113	74	105	105	9	9	
DIV. I NON-CONF.	6- 5	146	0- 0	157	92	155	155	7	7	
TOTALS	RPI 1-25	RPI 26-50	W-L RECORDS	RPI 51-100	RPI 101-150	RPI 150+				
16- 11	0- 2	1- 2	OVERALL	4- 3	1- 1	10- 3				
11- 4	0- 1	1- 1	HOME	3- 1	1- 0	6- 1				
5- 7	0- 1	0- 1	AWAY	1- 2	0- 1	4- 2				
0- 0	0- 0	0- 0	NEUTRAL	0- 0	0- 0	0- 0				
6- 5	0- 0	0- 1	NON-CONFERENCE	2- 2	1- 1	3- 1				
5- 2	0- 0	0- 1	HOME	1- 1	1- 0	3- 0				
1- 3	0- 0	0- 0	AWAY	1- 1	0- 1	0- 1				
0- 0	0- 0	0- 0	NEUTRAL	0- 0	0- 0	0- 0				
10- 6	0- 2	1- 1	CONFERENCE	2- 1	0- 0	7- 2				
6- 2	0- 1	1- 0	HOME	2- 0	0- 0	3- 1				
4- 4	0- 1	0- 1	AWAY	0- 1	0- 0	4- 1				
0- 0	0- 0	0- 0	NEUTRAL	0- 0	0- 0	0- 0				

RPI	S	Opponent	Score	RPI	S	Opponent	Score	RPI	S	Opponent	Score	RPI	S	Opponent	Score	Team's RPI: 105
4	A	UConn	40 83	35	A	South Fla.	82 97	58	H	Saint Louis	57 63	124	A	Little Rock	53 61	
4	H	UConn	46 86	35	H	South Fla.	88 87	67	A	Temple	58 82	136	H	Southern Ill.	61 58	
				39	H	George Washington	62 68	67	H	Temple	100 97	152	H	Illinois	81 75	
								80	A	Minnesota	60 70	162	A	East Carolina	79 78	
								83	H	Tulane	83 67	171	A	SMU	49 58	
								84	A	Central Mich.	64 61	190	A	Tulsa	69 58	
								94	H	Georgetown	57 53	190	H	Tulsa	59 65	
												195	A	Cincinnati	64 47	
												195	H	Cincinnati	54 51	
												218	A	Kansas	63 72	
												268	A	UCF	69 52	
												268	H	UCF	75 59	
												278	H	Houston	74 57	
												291	H	Jacksonville St.	70 55	
												339	H	Eastern Ill.	80 49	
LAST 12 Division I GAMES:																
35	A	South Fla.	82 97	268	H	UCF	75 59									
67	H	Temple	100 97	190	A	Tulsa	69 58									
162	A	East Carolina	79 78	35	H	South Fla.	88 87									
268	A	UCF	69 52	171	A	SMU	49 58									
195	H	Cincinnati	54 51	4	H	UConn	46 86									
4	A	UConn	40 83	190	H	Tulsa	59 65									

Non-Div I Games:

Memphis

Average RPI Win:	250	WON-LOST	WINNING	LAST 10	STRENGTH OF	OPP. STRENGTH	TEAM	ADJ.	CONF.	ADJ CONF.
Average RPI Loss:	74	RECORD	PCT. RANK	GAMES	SCHEDULE	OF SCHEDULE	RPI	RPI	RPI	RPI
DIV. I ONLY	18- 7	62	8- 2	233	205	111	111	17	17	
DIV. I NON-CONF.	8- 5	120	0- 0	224	270	156	156	15	15	
TOTALS	RPI 1-25	RPI 26-50	W-L RECORDS	RPI 51-100	RPI 101-150	RPI 150+				
18- 7	0- 2	0- 0	OVERALL	1- 3	2- 1	15- 1				
8- 3	0- 0	0- 0	HOME	1- 1	1- 1	6- 1				
9- 3	0- 2	0- 0	AWAY	0- 1	1- 0	8- 0				
1- 1	0- 0	0- 0	NEUTRAL	0- 1	0- 0	1- 0				
8- 5	0- 2	0- 0	NON-CONFERENCE	0- 2	0- 1	8- 0				
4- 2	0- 0	0- 0	HOME	0- 1	0- 1	4- 0				
3- 2	0- 2	0- 0	AWAY	0- 0	0- 0	3- 0				
1- 1	0- 0	0- 0	NEUTRAL	0- 1	0- 0	1- 0				
10- 2	0- 0	0- 0	CONFERENCE	1- 1	2- 0	7- 1				
4- 1	0- 0	0- 0	HOME	1- 0	1- 0	2- 1				
6- 1	0- 0	0- 0	AWAY	0- 1	1- 0	5- 0				
0- 0	0- 0	0- 0	NEUTRAL	0- 0	0- 0	0- 0				

RPI 1-25				RPI 26-50				RPI 51-100				RPI 101+ Team's RPI: 111			
RPI	S	Opponent	Score	RPI	S	Opponent	Score	RPI	S	Opponent	Score	RPI	S	Opponent	Score
17	A	Florida St.	36 79					51	A	Chattanooga	45 67	112	A	Samford	63 60
20	A	Georgia	44 57					51	H	Chattanooga	67 44	112	H	Samford	63 61
								58	H	Saint Louis	60 68	136	H	Southern Ill.	52 55
								75	N	Charlotte	62 72	158	A	ETSU	61 45
												158	H	ETSU	53 55
												226	A	Furman	61 50
												229	H	Col. of Charleston	66 58
												272	A	Tennessee Tech	63 47
												282	H	Ga. Southern	62 50
												291	H	Jacksonville St.	46 39
												292	A	Kennesaw St.	72 61
												294	A	Florida A&M	54 50
												297	A	UNCG	86 78
												297	H	UNCG	81 47
												306	A	Wofford	70 61
												311	A	Western Caro.	92 88
												311	H	Western Caro.	63 42
												326	H	North Florida	68 54
												333	N	Howard	70 53
LAST 12 Division I GAMES:															
51	A	Chattanooga	45 67	306	A	Wofford	70 61								
158	A	ETSU	61 45	158	H	ETSU	53 55								
112	H	Samford	63 61	51	H	Chattanooga	67 44								
297	H	UNCG	81 47	112	A	Samford	63 60								
311	H	Western Caro.	63 42	311	A	Western Caro.	92 88								
226	A	Furman	61 50	297	A	UNCG	86 78								

Non-Div I Games: Faulkner 86 33 Coastal Ga. 87 48

Mercer

Loss, Non-Conf, S Site, H Home A Away N Neutral

Average RPI Win:	155	WON-LOST	WINNING	LAST 10	STRENGTH OF	OPP. STRENGTH	TEAM	ADJ.	CONF.	ADJ CONF.
Average RPI Loss:	26	RECORD	PCT. RANK	GAMES	SCHEDULE	OF SCHEDULE	RPI	RPI	RPI	RPI
DIV. I ONLY	22- 5	26	7- 3	75	61	26	26	4	4	
DIV. I NON-CONF.	12- 1	9	0- 0	179	139	40	40	5	5	
TOTALS	RPI 1-25	RPI 26-50	W-L RECORDS	RPI 51-100	RPI 101-150	RPI 150+				
22- 5	0- 4	2- 0	OVERALL	4- 1	7- 0	9- 0				
13- 2	0- 2	1- 0	HOME	2- 0	3- 0	7- 0				
8- 2	0- 1	0- 0	AWAY	2- 1	4- 0	2- 0				
1- 1	0- 1	1- 0	NEUTRAL	0- 0	0- 0	0- 0				
12- 1	0- 1	1- 0	NON-CONFERENCE	2- 0	1- 0	8- 0				
8- 0	0- 0	0- 0	HOME	1- 0	0- 0	7- 0				
3- 0	0- 0	0- 0	AWAY	1- 0	1- 0	1- 0				
1- 1	0- 1	1- 0	NEUTRAL	0- 0	0- 0	0- 0				
10- 4	0- 3	1- 0	CONFERENCE	2- 1	6- 0	1- 0				
5- 2	0- 2	1- 0	HOME	1- 0	3- 0	0- 0				
5- 2	0- 1	0- 0	AWAY	1- 1	3- 0	1- 0				
0- 0	0- 0	0- 0	NEUTRAL	0- 0	0- 0	0- 0				

RPI 1-25				RPI 26-50				Team's RPI: 26				RPI 51-100				RPI 101+			
RPI	S	Opponent	Score	RPI	S	Opponent	Score	RPI	S	Opponent	Score	RPI	S	Opponent	Score	RPI	S	Opponent	Score
1	A	Notre Dame	69 90	42	H	North Carolina St.	73 44	53	H	Duke	61 53	113	H	Wake Forest	71 60				
3	N	Baylor	81 88	46	N	Indiana	89 75	75	A	Charlotte	77 70	117	A	Virginia Tech	57 45				
16	H	Syracuse	51 57					76	A	Georgia Tech	58 55	117	H	Virginia Tech	67 56				
17	H	Florida St.	58 69					92	A	Virginia	56 76	118	A	Boston College	67 62				
								100	H	Wright St.	80 67	122	H	Pittsburgh	79 55				
												125	A	North Carolina	76 61				
												143	A	Old Dominion	61 35				
												152	H	Illinois	73 64				
												173	H	Milwaukee	77 38				
												178	A	Loyola Chicago	77 50				
												250	A	Clemson	83 49				
												254	H	Coppin St.	78 59				
												255	H	Bethune-Cookman	55 47				
												274	H	La Salle	86 58				
												301	H	FIU	83 55				
												321	H	UMass Lowell	84 53				
LAST 12 Division I GAMES:																			
117	H	Virginia Tech	67 56	117	A	Virginia Tech	57 45												
1	A	Notre Dame	69 90	17	H	Florida St.	58 69												
76	A	Georgia Tech	58 55	125	A	North Carolina	76 61												
53	H	Duke	61 53	113	H	Wake Forest	71 60												
118	A	Boston College	67 62	250	A	Clemson	83 49												
16	H	Syracuse	51 57	122	H	Pittsburgh	79 55												

Non-Div I Games:

Miami (FL)

■ Loss,
 ■ Non-Conf, S Site,
 ■ Home
 ■ Away
 N Neutral

Average RPI Win:	266	WON-LOST	WINNING	LAST 10	STRENGTH OF	OPP. STRENGTH	TEAM	ADJ.	CONF.	ADJ CONF.
Average RPI Loss:	126	RECORD	PCT. RANK	GAMES	SCHEDULE	OF SCHEDULE	RPI	RPI	RPI	RPI
DIV. I ONLY	9- 16	255	2- 8	210	166	267	267	11	11	
DIV. I NON-CONF.	6- 5	146	0- 0	306	227	236	236	13	13	
TOTALS	RPI 1-25	RPI 26-50	W-L RECORDS	RPI 51-100	RPI 101-150	RPI 150+				
9- 16	0- 0	0- 1	OVERALL	0- 7	1- 4	8- 4				
7- 6	0- 0	0- 0	HOME	0- 3	1- 1	6- 2				
1- 10	0- 0	0- 1	AWAY	0- 4	0- 3	1- 2				
1- 0	0- 0	0- 0	NEUTRAL	0- 0	0- 0	1- 0				
6- 5	0- 0	0- 0	NON-CONFERENCE	0- 2	0- 1	6- 2				
4- 2	0- 0	0- 0	HOME	0- 0	0- 1	4- 1				
1- 3	0- 0	0- 0	AWAY	0- 2	0- 0	1- 1				
1- 0	0- 0	0- 0	NEUTRAL	0- 0	0- 0	1- 0				
3- 11	0- 0	0- 1	CONFERENCE	0- 5	1- 3	2- 2				
3- 4	0- 0	0- 0	HOME	0- 3	1- 0	2- 1				
0- 7	0- 0	0- 1	AWAY	0- 2	0- 3	0- 1				
0- 0	0- 0	0- 0	NEUTRAL	0- 0	0- 0	0- 0				

RPI 1-25			RPI 26-50			RPI 51-100			RPI 101+ Team's RPI: 267		
RPI	S	Opponent	Score	RPI	S	Opponent	Score	RPI	S	Opponent	Score
				29	A	Ohio	44 72	66	A	Michigan	55 97
								72	A	Ball St.	41 66
								84	A	Central Mich.	54 77
								84	H	Central Mich.	58 72
								87	A	UT Martin	47 74
								91	H	Eastern Mich.	46 70
								98	H	Toledo	50 55
								115	A	Western Mich.	66 80
								129	A	Akron	65 77
								138	H	Northern Ky.	57 71
								139	A	Buffalo	39 58
								139	H	Buffalo	69 58
								183	H	Eastern Ky.	72 77
								189	A	Fla. Atlantic	65 68
								205	H	Oakland	65 54
								243	A	Valparaiso	75 72
								253	H	Bowling Green	58 64
								261	A	Northern Ill.	73 92
								261	H	Northern Ill.	66 60
								269	H	Austin Peay	75 60
								305	H	Morehead St.	59 57
								324	H	Kent St.	55 52
								325	N	LIU Brooklyn	68 49
								327	H	Evansville	91 85
LAST 12 Division I GAMES:											
139	A	Buffalo	39 58	84	A	Central Mich.	54 77				
29	A	Ohio	44 72	139	H	Buffalo	69 58				
91	H	Eastern Mich.	46 70	84	H	Central Mich.	58 72				
261	A	Northern Ill.	73 92	115	A	Western Mich.	66 80				
129	A	Akron	65 77	98	H	Toledo	50 55				
324	H	Kent St.	55 52	72	A	Ball St.	41 66				

Non-Div I Games:

Miami (OH)

■ Loss,
■ Non-Conf,
■ S Site,
■ H Home
■ A Away
N Neutral

Michigan

Through Games Of Feb. 22, 2016

Average RPI Win:	148	WON-LOST	WINNING	LAST 10	STRENGTH OF	OPP. STRENGTH	TEAM	ADJ.	CONF.	ADJ CONF.
Average RPI Loss:	39	RECORD	PCT. RANK	GAMES	SCHEDULE	OF SCHEDULE	RPI	RPI	RPI	RPI
DIV. I ONLY	16- 11	120	5- 5	29	39	66	66	5	5	
DIV. I NON-CONF.	8- 3	77	0- 0	93	136	74	74	4	4	
TOTALS	RPI 1-25	RPI 26-50	W-L RECORDS	RPI 51-100	RPI 101-150	RPI 150+				
16- 11	0- 5	0- 2	OVERALL	4- 4	5- 0	7- 0				
12- 5	0- 3	0- 0	HOME	2- 2	4- 0	6- 0				
4- 6	0- 2	0- 2	AWAY	2- 2	1- 0	1- 0				
0- 0	0- 0	0- 0	NEUTRAL	0- 0	0- 0	0- 0				
8- 3	0- 1	0- 1	NON-CONFERENCE	0- 1	3- 0	5- 0				
7- 1	0- 1	0- 0	HOME	0- 0	3- 0	4- 0				
1- 2	0- 0	0- 1	AWAY	0- 1	0- 0	1- 0				
0- 0	0- 0	0- 0	NEUTRAL	0- 0	0- 0	0- 0				
8- 8	0- 4	0- 1	CONFERENCE	4- 3	2- 0	2- 0				
5- 4	0- 2	0- 0	HOME	2- 2	1- 0	2- 0				
3- 4	0- 2	0- 1	AWAY	2- 1	1- 0	0- 0				
0- 0	0- 0	0- 0	NEUTRAL	0- 0	0- 0	0- 0				

RPI 1-25				RPI 26-50				RPI 51-100				RPI 101+			
RPI	S	Opponent	Score	RPI	S	Opponent	Score	RPI	S	Opponent	Score	RPI	S	Opponent	Score
5	H	Ohio St.	93 97	38	A	Princeton	57 74	55	A	Iowa	69 85	122	H	Pittsburgh	82 45
9	H	UCLA	77 86	46	A	Indiana	69 77	55	H	Iowa	82 75	130	A	Penn St.	91 87
11	A	Maryland	56 76					57	A	Purdue	68 61	130	H	Penn St.	78 73
11	H	Maryland	67 74					57	H	Purdue	63 65	147	H	Oral Roberts	61 44
23	A	Michigan St.	64 85					80	A	Minnesota	93 86	148	H	Xavier	92 54
								80	H	Minnesota	92 76	152	H	Illinois	96 83
								82	H	Nebraska	81 93	154	A	Detroit	88 61
								91	A	Eastern Mich.	63 64	181	H	Wisconsin	82 65
												200	H	USC Upstate	119 61
												217	H	Hartford	83 47
												247	H	Binghamton	90 62
												267	H	Miami (OH)	97 55
LAST 12 Division I GAMES:															
130	H	Penn St.	78 73	80	H	Minnesota	92 76								
11	A	Maryland	56 76	55	A	Iowa	69 85								
57	A	Purdue	68 61	82	H	Nebraska	81 93								
181	H	Wisconsin	82 65	5	H	Ohio St.	93 97								
152	H	Illinois	96 83	130	A	Penn St.	91 87								
23	A	Michigan St.	64 85	11	H	Maryland	67 74								

Non-Div I Games:

Michigan

■ Loss,
■ Non-Conf,
■ S Site,
■ H Home
■ A Away
N Neutral

Average RPI Win:	122	WON-LOST	WINNING	LAST 10	STRENGTH OF	OPP. STRENGTH	TEAM	ADJ.	CONF.	ADJ CONF.
Average RPI Loss:	42	RECORD	PCT. RANK	GAMES	SCHEDULE	OF SCHEDULE	RPI	RPI	RPI	RPI
DIV. I ONLY	20- 7	47	5- 3	46	18	23	23	5	5	
DIV. I NON-CONF.	9- 2	37	0- 0	47	65	29	29	4	4	
TOTALS	RPI 1-25	RPI 26-50	W-L RECORDS	RPI 51-100	RPI 101-150	RPI 150+				
20- 7	1- 4	0- 1	OVERALL	7- 1	3- 1	9- 0				
12- 2	1- 1	0- 0	HOME	5- 0	2- 1	4- 0				
7- 4	0- 2	0- 1	AWAY	2- 1	1- 0	4- 0				
1- 1	0- 1	0- 0	NEUTRAL	0- 0	0- 0	1- 0				
9- 2	1- 2	0- 0	NON-CONFERENCE	0- 0	1- 0	7- 0				
5- 1	1- 1	0- 0	HOME	0- 0	1- 0	3- 0				
3- 0	0- 0	0- 0	AWAY	0- 0	0- 0	3- 0				
1- 1	0- 1	0- 0	NEUTRAL	0- 0	0- 0	1- 0				
11- 5	0- 2	0- 1	CONFERENCE	7- 1	2- 1	2- 0				
7- 1	0- 0	0- 0	HOME	5- 0	1- 1	1- 0				
4- 4	0- 2	0- 1	AWAY	2- 1	1- 0	1- 0				
0- 0	0- 0	0- 0	NEUTRAL	0- 0	0- 0	0- 0				

RPI 1-25				RPI 26-50				RPI 51-100				RPI 101+			
RPI	S	Opponent	Score	RPI	S	Opponent	Score	RPI	S	Opponent	Score	RPI	S	Opponent	Score
3	N	Baylor	76 84	46	A	Indiana	65 81	52	A	Rutgers	70 67	106	H	Northwestern	74 51
5	A	Ohio St.	80 85					52	H	Rutgers	59 48	115	H	Western Mich.	78 40
11	A	Maryland	76 85					55	A	Iowa	74 69	130	A	Penn St.	71 55
15	H	Louisville	78 85					55	H	Iowa	80 73	130	H	Penn St.	61 65
20	H	Georgia	66 45					57	H	Purdue	68 56	154	H	Detroit	81 42
								66	H	Michigan	85 64	159	A	Northeastern	77 51
								80	H	Minnesota	114 106	167	A	Davidson	73 44
								82	A	Nebraska	66 73	178	H	Loyola Chicago	76 47
												181	A	Wisconsin	77 54
												181	H	Wisconsin	77 67
												195	N	Cincinnati	103 63
												205	A	Oakland	82 62
												232	H	Idaho St.	79 60
LAST 12 Division I GAMES:															
		11	A	Maryland	76 85			66	H	Michigan	85 64				
		80	H	Minnesota	114 106			181	A	Wisconsin	77 54				
		52	A	Rutgers	70 67			57	H	Purdue	68 56				
		82	A	Nebraska	66 73			52	H	Rutgers	59 48				
		130	H	Penn St.	61 65			55	H	Iowa	80 73				
		55	A	Iowa	74 69			46	A	Indiana	65 81				

Non-Div I Games:

Michigan St.

■ Loss,
 ■ Non-Conf,
 ■ S Site,
 ■ H Home
 ■ A Away
 N Neutral

Average RPI Win:	187	WON-LOST	WINNING	LAST 10	STRENGTH OF	OPP. STRENGTH	TEAM	ADJ.	CONF.	ADJ CONF.
Average RPI Loss:	77	RECORD	PCT. RANK	GAMES	SCHEDULE	OF SCHEDULE	RPI	RPI	RPI	RPI
DIV. I ONLY	18- 7	62	9- 1	116	103	70	70	12	12	
DIV. I NON-CONF.	6- 5	146	0- 0	127	86	126	126	10	10	
TOTALS	RPI 1-25	RPI 26-50	W-L RECORDS	RPI 51-100	RPI 101-150	RPI 150+				
18- 7	0- 2	1- 1	OVERALL	2- 2	3- 1	12- 1				
9- 3	0- 1	1- 0	HOME	2- 1	1- 1	5- 0				
9- 3	0- 0	0- 1	AWAY	0- 0	2- 0	7- 0				
0- 1	0- 0	0- 0	NEUTRAL	0- 0	0- 0	0- 1				
6- 5	0- 1	0- 1	NON-CONFERENCE	1- 2	1- 0	4- 1				
3- 2	0- 1	0- 0	HOME	1- 1	0- 0	2- 0				
3- 2	0- 0	0- 1	AWAY	0- 1	1- 0	2- 0				
0- 1	0- 0	0- 0	NEUTRAL	0- 0	0- 0	0- 1				
12- 2	0- 1	1- 0	CONFERENCE	1- 0	2- 1	8- 0				
6- 1	0- 0	1- 0	HOME	1- 0	1- 1	3- 0				
6- 1	0- 1	0- 0	AWAY	0- 0	1- 0	5- 0				
0- 0	0- 0	0- 0	NEUTRAL	0- 0	0- 0	0- 0				

RPI 1-25				RPI 26-50				RPI 51-100 Team's RPI: 70				RPI 101+			
RPI	S	Opponent	Score	RPI	S	Opponent	Score	RPI	S	Opponent	Score	RPI	S	Opponent	Score
14	H	Kentucky	52 68	29	A	Ohio	49 72	75	H	Charlotte	72 67	143	H	Old Dominion	58 61
25	A	UTEP	73 84	49	H	Western Ky.	83 75	84	A	Central Mich.	59 81	146	A	UAB	77 72
								90	H	Missouri St.	70 54	146	H	UAB	68 40
								92	H	Virginia	66 70	148	A	Xavier	62 53
												151	H	Southern Miss.	74 44
												153	H	Marshall	65 54
												155	N	Alabama	46 64
												166	H	Ole Miss	84 75
												172	H	Louisiana Tech	68 57
												189	A	Fla. Atlantic	83 73
												224	A	Rice	61 60
												225	A	North Texas	76 52
												265	A	UTSA	74 63
												269	A	Austin Peay	86 55
												272	H	Tennessee Tech	69 53
												301	A	FIU	85 62
												323	A	Nevada	90 46
LAST 12 Division I GAMES:															
146	A	UAB	77 72	153	H	Marshall	65 54								
151	H	Southern Miss.	74 44	224	A	Rice	61 60								
172	H	Louisiana Tech	68 57	225	A	North Texas	76 52								
301	A	FIU	85 62	143	H	Old Dominion	58 61								
189	A	Fla. Atlantic	83 73	75	H	Charlotte	72 67								
49	H	Western Ky.	83 75	265	A	UTSA	74 63								

Non-Div I Games:

Middle Tenn.

■ Loss,
 ■ Non-Conf, S Site,
 ■ Home
 ■ Away
 N Neutral

Average RPI Win:	250	WON-LOST	WINNING	LAST 10	STRENGTH OF	OPP. STRENGTH	TEAM	ADJ.	CONF.	ADJ CONF.
Average RPI Loss:	118	RECORD	PCT. RANK	GAMES	SCHEDULE	OF SCHEDULE	RPI	RPI	RPI	RPI
DIV. I ONLY	15- 10	112	7- 3	287	146	173	173	14	14	
DIV. I NON-CONF.	6- 5	146	0- 0	344	179	269	269	16	16	
TOTALS	RPI 1-25	RPI 26-50	W-L RECORDS	RPI 51-100	RPI 101-150	RPI 150+				
15- 10	0- 0	0- 3	OVERALL	1- 1	1- 3	13- 3				
7- 5	0- 0	0- 1	HOME	0- 1	0- 1	7- 2				
7- 5	0- 0	0- 2	AWAY	1- 0	1- 2	5- 1				
1- 0	0- 0	0- 0	NEUTRAL	0- 0	0- 0	1- 0				
6- 5	0- 0	0- 1	NON-CONFERENCE	0- 1	0- 1	6- 2				
3- 2	0- 0	0- 0	HOME	0- 1	0- 0	3- 1				
2- 3	0- 0	0- 1	AWAY	0- 0	0- 1	2- 1				
1- 0	0- 0	0- 0	NEUTRAL	0- 0	0- 0	1- 0				
9- 5	0- 0	0- 2	CONFERENCE	1- 0	1- 2	7- 1				
4- 3	0- 0	0- 1	HOME	0- 0	0- 1	4- 1				
5- 2	0- 0	0- 1	AWAY	1- 0	1- 1	3- 0				
0- 0	0- 0	0- 0	NEUTRAL	0- 0	0- 0	0- 0				

RPI S	Opponent	Score	RPI S	Opponent	Score	RPI S	Opponent	Score	RPI S	Opponent	Score	Team's RPI: 173
26	A Miami (FL)	38 77	88	H Marquette	81 101	106	A Northwestern	44 69	106	A Northwestern	44 69	
27	A Green Bay	46 69	100	A Wright St.	82 60	131	A Youngstown St.	67 69	131	A Youngstown St.	67 69	
27	H Green Bay	42 63				131	H Youngstown St.	62 70	138	A Northern Ky.	86 60	
						154	H Detroit	79 89	189	A Fla. Atlantic	67 71	
						205	H Oakland	77 64	220	A Ill.-Chicago	62 56	
						220	H Ill.-Chicago	54 53	243	A Valparaiso	70 60	
						243	H Valparaiso	82 60	243	H Valparaiso	82 60	
						261	H Northern Ill.	73 58	274	N La Salle	69 53	
						277	A Cleveland St.	62 46	277	H Cleveland St.	59 58	
						296	H Denver	49 56	302	H UMKC	70 48	
						316	H IPFW	73 60	339	A Eastern Ill.	82 71	
						340	A Chicago St.	55 48				
LAST 12 Division I GAMES:												
220	A Ill.-Chicago	62 56	154	H Detroit	79 89							
243	A Valparaiso	70 60	138	A Northern Ky.	86 60							
131	H Youngstown St.	62 70	100	A Wright St.	82 60							
277	H Cleveland St.	59 58	243	H Valparaiso	82 60							
27	A Green Bay	46 69	220	H Ill.-Chicago	54 53							
205	H Oakland	77 64	277	A Cleveland St.	62 46							

Non-Div I Games:

Milwaukee

■ Loss,
■ Non-Conf,
■ S Site,
■ H Home
■ A Away
N Neutral

Average RPI Win:	156	WON-LOST	WINNING	LAST 10	STRENGTH OF	OPP. STRENGTH	TEAM	ADJ.	CONF.	ADJ CONF.
Average RPI Loss:	67	RECORD	PCT. RANK	GAMES	SCHEDULE	OF SCHEDULE	RPI	RPI	RPI	RPI
DIV. I ONLY	18- 9	77	7- 3	127	42	80	80	5	5	
DIV. I NON-CONF.	8- 3	77	0- 0	229	202	133	133	4	4	
TOTALS	RPI 1-25	RPI 26-50	W-L RECORDS	RPI 51-100	RPI 101-150	RPI 150+				
18- 9	0- 1	1- 1	OVERALL	4- 6	5- 0	8- 1				
13- 2	0- 0	1- 0	HOME	4- 1	4- 0	4- 1				
4- 6	0- 1	0- 1	AWAY	0- 4	1- 0	3- 0				
1- 1	0- 0	0- 0	NEUTRAL	0- 1	0- 0	1- 0				
8- 3	0- 0	0- 0	NON-CONFERENCE	1- 2	2- 0	5- 1				
6- 1	0- 0	0- 0	HOME	1- 0	2- 0	3- 1				
1- 1	0- 0	0- 0	AWAY	0- 1	0- 0	1- 0				
1- 1	0- 0	0- 0	NEUTRAL	0- 1	0- 0	1- 0				
10- 6	0- 1	1- 1	CONFERENCE	3- 4	3- 0	3- 0				
7- 1	0- 0	1- 0	HOME	3- 1	2- 0	1- 0				
3- 5	0- 1	0- 1	AWAY	0- 3	1- 0	2- 0				
0- 0	0- 0	0- 0	NEUTRAL	0- 0	0- 0	0- 0				

RPI	S	Opponent	Score	RPI	S	Opponent	Score	RPI	S	Opponent	Score	RPI	S	Opponent	Score
23	A	Michigan St.	106 114	46	A	Indiana	79 93	52	A	Rutgers	55 66	105	H	Memphis	70 60
				46	H	Indiana	78 76	52	H	Rutgers	85 72	106	A	Northwestern	112 106
								53	A	Duke	64 84	106	H	Northwestern	95 92
								55	H	Iowa	78 76	114	H	North Dakota	57 47
								56	N	Auburn	79 81	130	H	Penn St.	98 85
								57	A	Purdue	72 84	152	A	Illinois	106 75
								66	A	Michigan	76 92	152	H	Illinois	82 77
								66	H	Michigan	86 93	181	A	Wisconsin	84 77
								71	H	Maine	91 64	182	H	New Mexico	53 72
								82	H	Nebraska	110 73	191	N	Stetson	72 69
												283	H	Towson	105 86
												306	H	Wofford	98 54
												324	A	Kent St.	85 73
												344	H	NJIT	83 50
LAST 12 Division I GAMES:															
23	A	Michigan St.	106 114	66	A	Michigan	76 92								
46	A	Indiana	79 93	152	H	Illinois	82 77								
55	H	Iowa	78 76	181	A	Wisconsin	84 77								
82	H	Nebraska	110 73	106	H	Northwestern	95 92								
106	A	Northwestern	112 106	46	H	Indiana	78 76								
52	H	Rutgers	85 72	57	A	Purdue	72 84								

Non-Div I Games:

Minnesota

■ Loss,
 ■ Non-Conf,
 ■ S Site,
 ■ H Home
 ■ A Away
 N Neutral

Average RPI Win: 155		WON-LOST	WINNING	LAST 10	STRENGTH OF	OPP. STRENGTH	TEAM	ADJ.	CONF.	ADJ CONF.
Average RPI Loss: 14		RECORD	PCT. RANK	GAMES	SCHEDULE	OF SCHEDULE	RPI	RPI	RPI	RPI
DIV. I ONLY		22- 6	32	6- 4	73	56	31	31	2	2
DIV. I NON-CONF.		13- 1	8	0- 0	217	226	46	46	2	2
TOTALS		RPI 1-25	RPI 26-50	W-L RECORDS	RPI 51-100	RPI 101-150	RPI 150+			
22- 6	2- 5		2- 1	OVERALL	2- 0	5- 0	11- 0			
13- 2	1- 2		1- 0	HOME	1- 0	2- 0	8- 0			
5- 4	1- 3		0- 1	AWAY	0- 0	2- 0	2- 0			
4- 0	0- 0		1- 0	NEUTRAL	1- 0	1- 0	1- 0			
13- 1	0- 1		1- 0	NON-CONFERENCE	1- 0	2- 0	9- 0			
8- 0	0- 0		0- 0	HOME	0- 0	1- 0	7- 0			
1- 1	0- 1		0- 0	AWAY	0- 0	0- 0	1- 0			
4- 0	0- 0		1- 0	NEUTRAL	1- 0	1- 0	1- 0			
9- 5	2- 4		1- 1	CONFERENCE	1- 0	3- 0	2- 0			
5- 2	1- 2		1- 0	HOME	1- 0	1- 0	1- 0			
4- 3	1- 2		0- 1	AWAY	0- 0	2- 0	1- 0			
0- 0	0- 0		0- 0	NEUTRAL	0- 0	0- 0	0- 0			

RPI	S	Opponent	Score
2	H	South Carolina	51 57
6	A	Texas	47 53
13	A	Texas A&M	58 64
14	H	Kentucky	60 83
20	A	Georgia	43 47
21	A	Florida	76 70
24	H	Tennessee	65 63

RPI	S	Opponent	Score
28	A	Missouri	54 66
28	H	Missouri	52 42
35	N	South Fla.	68 58

RPI	S	Opponent	Score
56	H	Auburn	60 45
69	N	FGCU	65 60

RPI	S	Opponent	Score
112	H	Samford	68 47
115	N	Western Mich.	90 68
123	A	LSU	71 52
132	A	Arkansas	65 55
132	H	Arkansas	80 55
151	H	Southern Miss.	78 65
166	A	Ole Miss	60 51
166	H	Ole Miss	79 51
171	N	SMU	72 70
172	A	Louisiana Tech	93 63
179	H	Grambling	107 43
262	H	Tennessee St.	82 54
292	H	Savannah St.	92 25
309	H	Southeastern La.	81 41
347	H	Norfolk St.	92 34
348	H	Mississippi Val.	109 37

LAST 12 Division I GAMES:			
166	A	Ole Miss	60 51
14	H	Kentucky	60 83
13	A	Texas A&M	58 64
28	H	Missouri	52 42
123	A	LSU	71 52
132	A	Arkansas	65 55
24	H	Tennessee	65 63
2	H	South Carolina	51 57
20	A	Georgia	43 47
166	H	Ole Miss	79 51
28	A	Missouri	54 66
132	H	Arkansas	80 55

Non-Div I Games:

Mississippi St.

Loss, Non-Conf, S Site, H Home A Away N Neutral

Average RPI Win:	342	WON-LOST	WINNING	LAST 10	STRENGTH OF	OPP. STRENGTH	TEAM	ADJ.	CONF.	ADJ CONF.
Average RPI Loss:	223	RECORD	PCT. RANK	GAMES	SCHEDULE	OF SCHEDULE	RPI	RPI	RPI	RPI
DIV. I ONLY	1- 22	348	0- 10	320	332	348	348	32	32	
DIV. I NON-CONF.	0- 8	338	0- 0	226	46	334	334	31	31	
TOTALS	RPI 1-25	RPI 26-50	W-L RECORDS	RPI 51-100	RPI 101-150	RPI 150+				
1- 22	0- 0	0- 1	OVERALL	0- 1	0- 2	1- 18				
1- 8	0- 0	0- 0	HOME	0- 0	0- 0	1- 8				
0- 13	0- 0	0- 1	AWAY	0- 1	0- 2	0- 9				
0- 1	0- 0	0- 0	NEUTRAL	0- 0	0- 0	0- 1				
0- 8	0- 0	0- 1	NON-CONFERENCE	0- 1	0- 2	0- 4				
0- 0	0- 0	0- 0	HOME	0- 0	0- 0	0- 0				
0- 7	0- 0	0- 1	AWAY	0- 1	0- 2	0- 3				
0- 1	0- 0	0- 0	NEUTRAL	0- 0	0- 0	0- 1				
1- 14	0- 0	0- 0	CONFERENCE	0- 0	0- 0	1- 14				
1- 8	0- 0	0- 0	HOME	0- 0	0- 0	1- 8				
0- 6	0- 0	0- 0	AWAY	0- 0	0- 0	0- 6				
0- 0	0- 0	0- 0	NEUTRAL	0- 0	0- 0	0- 0				

RPI S	Opponent	Score	RPI S	Opponent	Score	RPI S	Opponent	Score	RPI S	Opponent	Score	Team's RPI: 348
31	A Mississippi St.	37 109	85	A Vanderbilt	39 89	132	A Arkansas	46 86	146	A UAB	33 80	
						151	A Southern Miss.	55 71	155	A Alabama	35 98	
						163	A Southern U.	26 78	163	H Southern U.	36 99	
						166	A Ole Miss	61 97	179	H Grambling	52 65	
						241	A Texas Southern	38 76	241	H Texas Southern	30 85	
						279	A Alabama St.	50 100	279	H Alabama St.	51 79	
						280	A Prairie View	57 80	280	H Prairie View	50 81	
						298	H Jackson St.	46 72	312	A Alcorn	39 75	
						312	H Alcorn	66 81	317	N Nicholls St.	54 63	
						342	H Ark.-Pine Bluff	62 60	346	A Alabama A&M	68 79	
						346	H Alabama A&M	74 84				
LAST 12 Division I GAMES:												
280	H Prairie View	50 81	179	H Grambling	52 65							
241	H Texas Southern	30 85	298	H Jackson St.	46 72							
163	A Southern U.	26 78	280	A Prairie View	57 80							
312	A Alcorn	39 75	241	A Texas Southern	38 76							
346	H Alabama A&M	74 84	163	H Southern U.	36 99							
279	H Alabama St.	51 79	312	H Alcorn	66 81							

Non-Div I Games: Philander Smith 64 53 Blue Mountain 72 67

Mississippi Val.

■ Loss,
 ■ Non-Conf,
 ■ S Site,
 ■ H Home
 ■ A Away
 N Neutral

Average RPI Win:	149	WON-LOST	WINNING	LAST 10	STRENGTH OF	OPP. STRENGTH	TEAM	ADJ.	CONF.	ADJ CONF.
Average RPI Loss:	37	RECORD	PCT. RANK	GAMES	SCHEDULE	OF SCHEDULE	RPI	RPI	RPI	RPI
DIV. I ONLY	21- 6	36	6- 4	71	38	28	28	2	2	
DIV. I NON-CONF.	13- 0	1	0- 0	228	145	30	30	2	2	
TOTALS	RPI 1-25	RPI 26-50	W-L RECORDS	RPI 51-100	RPI 101-150	RPI 150+				
21- 6	2- 4	1- 1	OVERALL	4- 0	3- 1	11- 0				
13- 2	1- 2	1- 0	HOME	1- 0	3- 0	7- 0				
7- 4	1- 1	0- 0	AWAY	3- 0	0- 0	3- 0				
1- 0	0- 0	0- 0	NEUTRAL	0- 0	0- 0	1- 0				
13- 0	0- 0	0- 0	NON-CONFERENCE	3- 0	1- 0	9- 0				
8- 0	0- 0	0- 0	HOME	1- 0	1- 0	6- 0				
4- 0	0- 0	0- 0	AWAY	2- 0	0- 0	2- 0				
1- 0	0- 0	0- 0	NEUTRAL	0- 0	0- 0	1- 0				
8- 6	2- 4	1- 1	CONFERENCE	1- 0	2- 1	2- 0				
5- 2	1- 2	1- 0	HOME	0- 0	2- 0	1- 0				
3- 4	1- 2	0- 1	AWAY	1- 0	0- 1	1- 0				
0- 0	0- 0	0- 0	NEUTRAL	0- 0	0- 0	0- 0				

RPI 1-25				RPI 26-50				Team's RPI: 28	RPI 51-100				RPI 101+			
RPI	S	Opponent	Score	RPI	S	Opponent	Score		RPI	S	Opponent	Score	RPI	S	Opponent	Score
2	A	South Carolina	58 83	31	A	Mississippi St.	42 52		56	A	Auburn	69 55	113	H	Wake Forest	94 81
13	A	Texas A&M	77 81	31	H	Mississippi St.	66 54		59	A	St. Mary's (CA)	95 78	123	H	LSU	52 46
20	A	Georgia	54 48						75	H	Charlotte	88 71	132	A	Arkansas	52 64
20	H	Georgia	50 65						90	A	Missouri St.	71 55	132	H	Arkansas	69 48
21	H	Florida	79 64										155	H	Alabama	63 52
24	H	Tennessee	55 71										159	N	Northeastern	69 56
													165	H	SIUE	75 46
													166	A	Ole Miss	60 46
													176	A	Colorado	79 75
													204	H	Southeast Mo. St.	74 32
													223	H	Texas St.	82 56
													242	H	Loyola Marymount	80 48
													284	H	Lamar	91 57
													288	A	Wichita St.	57 37
													342	H	Ark.-Pine Bluff	85 34
LAST 12 Division I GAMES:																
56	A	Auburn	69 55	123	H	LSU	52 46									
132	H	Arkansas	69 48	21	H	Florida	79 64									
155	H	Alabama	63 52	13	A	Texas A&M	77 81									
31	A	Mississippi St.	42 52	132	A	Arkansas	52 64									
20	H	Georgia	50 65	31	H	Mississippi St.	66 54									
166	A	Ole Miss	60 46	2	A	South Carolina	58 83									

Non-Div I Games:

Missouri

■ Loss,
■ Non-Conf, S Site,
■ Home
■ Away
N Neutral

Average RPI Win:	212	WON-LOST	WINNING	LAST 10	STRENGTH OF	OPP. STRENGTH	TEAM	ADJ.	CONF.	ADJ CONF.
Average RPI Loss:	73	RECORD	PCT. RANK	GAMES	SCHEDULE	OF SCHEDULE	RPI	RPI	RPI	RPI
DIV. I ONLY	17- 9	85	8- 2	124	153	90	90	21	21	
DIV. I NON-CONF.	6- 5	146	0- 0	28	31	76	76	17	17	
TOTALS	RPI 1-25	RPI 26-50	W-L RECORDS	RPI 51-100	RPI 101-150	RPI 150+				
17- 9	0- 2	0- 1	OVERALL	0- 2	5- 4	12- 0				
6- 4	0- 1	0- 1	HOME	0- 0	2- 2	4- 0				
10- 3	0- 0	0- 0	AWAY	0- 1	3- 2	7- 0				
1- 2	0- 1	0- 0	NEUTRAL	0- 1	0- 0	1- 0				
6- 5	0- 2	0- 1	NON-CONFERENCE	0- 2	3- 0	3- 0				
2- 2	0- 1	0- 1	HOME	0- 0	1- 0	1- 0				
3- 1	0- 0	0- 0	AWAY	0- 1	2- 0	1- 0				
1- 2	0- 1	0- 0	NEUTRAL	0- 1	0- 0	1- 0				
11- 4	0- 0	0- 0	CONFERENCE	0- 0	2- 4	9- 0				
4- 2	0- 0	0- 0	HOME	0- 0	1- 2	3- 0				
7- 2	0- 0	0- 0	AWAY	0- 0	1- 2	6- 0				
0- 0	0- 0	0- 0	NEUTRAL	0- 0	0- 0	0- 0				

RPI 1-25				RPI 26-50				RPI 51-100 Team's RPI: 90				RPI 101+			
RPI	S	Opponent	Score	RPI	S	Opponent	Score	RPI	S	Opponent	Score	RPI	S	Opponent	Score
10	N	Stanford	65 82	28	H	Missouri	55 71	70	A	Middle Tenn.	54 70	107	A	UNI	78 75
19	H	Oklahoma St.	55 74					71	N	Maine	65 69	107	H	UNI	60 65
												109	A	Drake	72 95
												109	H	Drake	75 82
												124	A	Little Rock	64 58
												132	A	Arkansas	69 54
												136	A	Southern Ill.	61 69
												136	H	Southern Ill.	82 77
												147	H	Oral Roberts	72 64
												166	A	Ole Miss	91 78
												170	N	Marist	77 45
												178	A	Loyola Chicago	73 62
												178	H	Loyola Chicago	91 81
												183	H	Eastern Ky.	87 63
												209	A	Indiana St.	59 51
												288	A	Wichita St.	77 57
												304	A	Bradley	55 44
												304	H	Bradley	59 56
												319	A	Illinois St.	73 51
												327	A	Evansville	66 47
												327	H	Evansville	77 70
LAST 12 Division I GAMES:															
327	A	Evansville	66 47	288	A	Wichita St.	77 57								
136	A	Southern Ill.	61 69	136	H	Southern Ill.	82 77								
304	H	Bradley	59 56	327	H	Evansville	77 70								
178	H	Loyola Chicago	91 81	178	A	Loyola Chicago	73 62								
109	A	Drake	72 95	304	A	Bradley	55 44								
107	A	UNI	78 75	107	H	UNI	60 65								

Non-Div I Games: MidAmerica Naz. 88 61

Missouri St.

Average RPI Win:	245	WON-LOST	WINNING	LAST 10	STRENGTH OF	OPP. STRENGTH	TEAM	ADJ.	CONF.	ADJ CONF.
Average RPI Loss:	193	RECORD	PCT. RANK	GAMES	SCHEDULE	OF SCHEDULE	RPI	RPI	RPI	RPI
DIV. I ONLY	11- 16	229	5- 5	258	275	251	251	23	23	
DIV. I NON-CONF.	2- 7	280	0- 0	313	316	328	328	23	23	
TOTALS	RPI 1-25	RPI 26-50	W-L RECORDS	RPI 51-100	RPI 101-150	RPI 150+				
11- 16	0- 0	0- 1	OVERALL	1- 2	0- 2	10- 11				
6- 6	0- 0	0- 0	HOME	1- 1	0- 1	5- 4				
5- 10	0- 0	0- 1	AWAY	0- 1	0- 1	5- 7				
0- 0	0- 0	0- 0	NEUTRAL	0- 0	0- 0	0- 0				
2- 7	0- 0	0- 1	NON-CONFERENCE	0- 1	0- 0	2- 5				
1- 3	0- 0	0- 0	HOME	0- 1	0- 0	1- 2				
1- 4	0- 0	0- 1	AWAY	0- 0	0- 0	1- 3				
0- 0	0- 0	0- 0	NEUTRAL	0- 0	0- 0	0- 0				
9- 9	0- 0	0- 0	CONFERENCE	1- 1	0- 2	8- 6				
5- 3	0- 0	0- 0	HOME	1- 0	0- 1	4- 2				
4- 6	0- 0	0- 0	AWAY	0- 1	0- 1	4- 4				
0- 0	0- 0	0- 0	NEUTRAL	0- 0	0- 0	0- 0				

RPI S	Opponent	Score	RPI S	Opponent	Score	RPI S	Opponent	Score	RPI S	Opponent	Score	Team's RPI: 251
38	A Princeton	70 81	91	H Eastern Mich.	68 78	119	A Iona	56 68				
			99	A Quinnipiac	58 85	119	H Iona	49 64				
			99	H Quinnipiac	63 60	170	A Marist	55 78				
						170	H Marist	60 52				
						197	A Fairfield	70 80				
						197	H Fairfield	60 68				
						210	A Canisius	81 71				
						210	H Canisius	79 75				
						215	A Lehigh	88 95				
						219	H Robert Morris	47 60				
						221	A Siena	54 64				
						221	H Siena	63 69				
						231	A Manhattan	57 56				
						231	H Manhattan	72 62				
						263	A Providence	59 71				
						274	H La Salle	50 65				
						286	A Rider	87 75				
						307	A Colgate	86 80				
						308	A Niagara	68 55				
						308	H Niagara	83 60				
						310	A Fairleigh Dickinson	75 81				
						334	H St. Francis Brooklyn	63 54				
						336	A Saint Peter's	62 67				
LAST 12 Division I GAMES:												
210	A Canisius	81 71	231	H Manhattan	72 62							
308	A Niagara	68 55	197	H Fairfield	60 68							
197	A Fairfield	70 80	99	A Quinnipiac	58 85							
231	A Manhattan	57 56	119	H Iona	49 64							
210	H Canisius	79 75	286	A Rider	87 75							
119	A Iona	56 68	170	A Marist	55 78							

Non-Div I Games:

Monmouth

■ Loss,
 ■ Non-Conf, S Site,
 ■ Home
 ■ Away
 N Neutral

Average RPI Win: 240	WON-LOST	WINNING	LAST 10	STRENGTH OF	OPP. STRENGTH	TEAM	ADJ.	CONF.	ADJ CONF.
Average RPI Loss: 170	RECORD	PCT. RANK	GAMES	SCHEDULE	OF SCHEDULE	RPI	RPI	RPI	RPI
DIV. I ONLY	15- 9	100	6- 4	327	164	192	192	20	20
DIV. I NON-CONF.	6- 4	125	0- 0	277	200	200	200	22	22
TOTALS	RPI 1-25	RPI 26-50	W-L RECORDS	RPI 51-100	RPI 101-150	RPI 150+			
15- 9	0- 0	0- 1	OVERALL	1- 0	0- 2	14- 6			
11- 2	0- 0	0- 0	HOME	0- 0	0- 1	11- 1			
3- 7	0- 0	0- 1	AWAY	0- 0	0- 1	3- 5			
1- 0	0- 0	0- 0	NEUTRAL	1- 0	0- 0	0- 0			
6- 4	0- 0	0- 1	NON-CONFERENCE	1- 0	0- 0	5- 3			
5- 1	0- 0	0- 0	HOME	0- 0	0- 0	5- 1			
0- 3	0- 0	0- 1	AWAY	0- 0	0- 0	0- 2			
1- 0	0- 0	0- 0	NEUTRAL	1- 0	0- 0	0- 0			
9- 5	0- 0	0- 0	CONFERENCE	0- 0	0- 2	9- 3			
6- 1	0- 0	0- 0	HOME	0- 0	0- 1	6- 0			
3- 4	0- 0	0- 0	AWAY	0- 0	0- 1	3- 3			
0- 0	0- 0	0- 0	NEUTRAL	0- 0	0- 0	0- 0			

RPI S	Opponent	Score	RPI S	Opponent	Score	RPI S	Opponent	Score	RPI S	Opponent	Score	Team's RPI: 192
44	A Colorado St.	43 75	81	N Drexel	58 50	114	H North Dakota	59 61				
						137	A Idaho	61 78				
						156	H Pacific	64 54				
						160	A Montana St.	52 61				
						160	H Montana St.	70 66				
						169	A Sacramento St.	75 83				
						169	H Sacramento St.	90 83				
						175	H Northern Colo.	58 46				
						189	H Fla. Atlantic	83 69				
						198	A Eastern Wash.	65 67				
						203	H Utah St.	86 70				
						215	A Lehigh	53 80				
						236	A Wyoming	61 68				
						257	H Seattle	44 58				
						275	A Northern Ariz.	61 57				
						275	H Northern Ariz.	81 58				
						287	H Portland	90 67				
						315	A Portland St.	79 58				
						315	H Portland St.	76 57				
						328	A Southern Utah	81 50				
						328	H Southern Utah	66 60				
						338	H Cal St. Fullerton	86 51				
LAST 12 Division I GAMES:												
160	H Montana St.	70 66	198	A Eastern Wash.	65 67							
275	A Northern Ariz.	61 57	137	A Idaho	61 78							
328	A Southern Utah	81 50	114	H North Dakota	59 61							
315	H Portland St.	76 57	175	H Northern Colo.	58 46							
169	H Sacramento St.	90 83	169	A Sacramento St.	75 83							
160	A Montana St.	52 61	315	A Portland St.	79 58							

Non-Div I Games: Mont. St.-Northern 80 32

Average RPI Win:	254	WON-LOST	WINNING	LAST 10	STRENGTH OF	OPP. STRENGTH	TEAM	ADJ.	CONF.	ADJ CONF.
Average RPI Loss:	167	RECORD	PCT. RANK	GAMES	SCHEDULE	OF SCHEDULE	RPI	RPI	RPI	RPI
DIV. I ONLY	17- 6	55	8- 2	346	159	160	160	20	20	
DIV. I NON-CONF.	5- 4	138	0- 0	345	236	250	250	22	22	
TOTALS	RPI 1-25	RPI 26-50	W-L RECORDS	RPI 51-100	RPI 101-150	RPI 150+				
17- 6	0- 0	0- 0	OVERALL	0- 1	2- 1	15- 4				
9- 1	0- 0	0- 0	HOME	0- 1	1- 0	8- 0				
7- 5	0- 0	0- 0	AWAY	0- 0	1- 1	6- 4				
1- 0	0- 0	0- 0	NEUTRAL	0- 0	0- 0	1- 0				
5- 4	0- 0	0- 0	NON-CONFERENCE	0- 1	0- 1	5- 2				
2- 1	0- 0	0- 0	HOME	0- 1	0- 0	2- 0				
2- 3	0- 0	0- 0	AWAY	0- 0	0- 1	2- 2				
1- 0	0- 0	0- 0	NEUTRAL	0- 0	0- 0	1- 0				
12- 2	0- 0	0- 0	CONFERENCE	0- 0	2- 0	10- 2				
7- 0	0- 0	0- 0	HOME	0- 0	1- 0	6- 0				
5- 2	0- 0	0- 0	AWAY	0- 0	1- 0	4- 2				
0- 0	0- 0	0- 0	NEUTRAL	0- 0	0- 0	0- 0				

RPI 1-25			RPI 26-50			RPI 51-100			RPI 101+			Team's RPI: 160					
RPI	S	Opponent	Score	RPI	S	Opponent	Score	RPI	S	Opponent	Score	RPI	S	Opponent	Score		
								77	H	San Diego	49	62	108	A	Gonzaga	52	65
													114	H	North Dakota	69	61
													137	A	Idaho	62	59
													169	A	Sacramento St.	80	79
													169	H	Sacramento St.	116	99
													175	H	Northern Colo.	66	58
													192	A	Montana	66	70
													192	H	Montana	61	52
													193	A	Cal Poly	57	66
													198	A	Eastern Wash.	69	81
													236	A	Wyoming	69	75
													257	A	Seattle	80	51
													275	A	Northern Ariz.	83	72
													275	H	Northern Ariz.	86	77
													287	H	Portland	86	57
													315	A	Portland St.	106	59
													315	H	Portland St.	74	64
													323	A	Nevada	66	53
													327	N	Evansville	81	55
													328	A	Southern Utah	87	66
													328	H	Southern Utah	86	59
													338	H	Cal St. Fullerton	89	66
LAST 12 Division I GAMES:																	
				192	A	Montana	66	70		137	A	Idaho	62	59			
				328	A	Southern Utah	87	66		198	A	Eastern Wash.	69	81			
				275	A	Northern Ariz.	83	72		175	H	Northern Colo.	66	58			
				169	H	Sacramento St.	116	99		114	H	North Dakota	69	61			
				315	H	Portland St.	74	64		315	A	Portland St.	106	59			
				192	H	Montana	61	52		169	A	Sacramento St.	80	79			

Non-Div I Games: Montana Western 74 36 Carroll (MT) 74 34

Montana St.

Average RPI Win:	305	WON-LOST	WINNING	LAST 10	STRENGTH OF	OPP. STRENGTH	TEAM	ADJ.	CONF.	ADJ CONF.
Average RPI Loss:	184	RECORD	PCT. RANK	GAMES	SCHEDULE	OF SCHEDULE	RPI	RPI	RPI	RPI
DIV. I ONLY	7- 19	285	3- 7	294	274	305	305	24	24	
DIV. I NON-CONF.	4- 8	234	0- 0	293	303	274	274	24	24	
TOTALS	RPI 1-25	RPI 26-50	W-L RECORDS	RPI 51-100	RPI 101-150	RPI 150+				
7- 19	0- 1	0- 1	OVERALL	0- 1	0- 3	7- 13				
4- 7	0- 0	0- 0	HOME	0- 1	0- 1	4- 5				
3- 12	0- 0	0- 0	AWAY	0- 0	0- 0	3- 0				
0- 0	0- 0	0- 0	NEUTRAL	0- 0	0- 0	0- 0				
4- 8	0- 1	0- 1	NON-CONFERENCE	0- 0	0- 1	4- 5				
2- 2	0- 0	0- 0	HOME	0- 0	0- 0	2- 2				
2- 6	0- 1	0- 1	AWAY	0- 0	0- 1	2- 3				
0- 0	0- 0	0- 0	NEUTRAL	0- 0	0- 0	0- 0				
3- 11	0- 0	0- 0	CONFERENCE	0- 1	0- 2	3- 8				
2- 5	0- 0	0- 0	HOME	0- 1	0- 1	2- 3				
1- 6	0- 0	0- 0	AWAY	0- 0	0- 1	1- 5				
0- 0	0- 0	0- 0	NEUTRAL	0- 0	0- 0	0- 0				

RPI 1-25				RPI 26-50				RPI 51-100				RPI 101+ Team's RPI: 305			
RPI	S	Opponent	Score	RPI	S	Opponent	Score	RPI	S	Opponent	Score	RPI	S	Opponent	Score
14	A	Kentucky	57 112	37	A	West Virginia	56 94	87	H	UT Martin	67 85	101	A	Belmont	71 99
												101	H	Belmont	74 89
												136	A	Southern Ill.	69 102
												153	H	Marshall	101 104
												165	A	SIUE	81 90
												183	A	Eastern Ky.	93 100
												183	H	Eastern Ky.	77 89
												200	H	USC Upstate	72 86
												204	H	Southeast Mo. St.	79 89
												258	A	UC Santa Barbara	78 93
												262	A	Tennessee St.	76 78
												264	A	Georgia St.	99 90
												267	A	Miami (OH)	57 59
												269	H	Austin Peay	75 96
												271	A	Murray St.	79 83
												272	A	Tennessee Tech	69 77
												272	H	Tennessee Tech	75 71
												291	H	Jacksonville St.	67 63
												292	H	Kennesaw St.	83 77
												331	A	Lipscomb	92 77
												339	A	Eastern Ill.	85 77
												340	A	Chicago St.	71 75
												346	H	Alabama A&M	112 69
LAST 12 Division I GAMES:															
183	H	Eastern Ky.	77 89	272	H	Tennessee Tech	75 71								
272	A	Tennessee Tech	69 77	291	H	Jacksonville St.	67 63								
101	H	Belmont	74 89	269	H	Austin Peay	75 96								
262	A	Tennessee St.	76 78	339	A	Eastern Ill.	85 77								
101	A	Belmont	71 99	165	A	SIUE	81 90								
183	A	Eastern Ky.	93 100	87	H	UT Martin	67 85								

Non-Div I Games: Ky. Christian 121 91 Mt. St. Joseph 117 53

Morehead St.

■ Loss,
 ■ Non-Conf,
 ■ S Site,
 ■ Home
 ■ A Away
 N Neutral

Average RPI Win: 293	WON-LOST	WINNING	LAST 10	STRENGTH OF	OPP. STRENGTH	TEAM	ADJ.	CONF.	ADJ CONF.
Average RPI Loss: 161	RECORD	PCT. RANK	GAMES	SCHEDULE	OF SCHEDULE	RPI	RPI	RPI	RPI
DIV. I ONLY	11- 14	214	7- 3	245	326	244	244	31	31
DIV. I NON-CONF.	1- 10	330	0- 0	24	266	255	255	30	30
TOTALS	RPI 1-25	RPI 26-50	W-L RECORDS	RPI 51-100	RPI 101-150	RPI 150+			
11- 14	0- 1	0- 2	OVERALL	1- 0	0- 4	10- 7			
6- 4	0- 0	0- 0	HOME	1- 0	0- 1	5- 3			
5- 8	0- 0	0- 0	AWAY	0- 0	0- 0	5- 1			
0- 2	0- 0	0- 1	NEUTRAL	0- 0	0- 0	0- 1			
1- 10	0- 1	0- 2	NON-CONFERENCE	1- 0	0- 2	0- 5			
1- 2	0- 0	0- 0	HOME	1- 0	0- 0	0- 2			
0- 6	0- 1	0- 1	AWAY	0- 0	0- 2	0- 2			
0- 2	0- 0	0- 1	NEUTRAL	0- 0	0- 0	0- 1			
10- 4	0- 0	0- 0	CONFERENCE	0- 0	0- 2	10- 2			
5- 2	0- 0	0- 0	HOME	0- 0	0- 1	5- 1			
5- 2	0- 0	0- 0	AWAY	0- 0	0- 1	5- 1			
0- 0	0- 0	0- 0	NEUTRAL	0- 0	0- 0	0- 0			

RPI 1-25				RPI 26-50				RPI 51-100				RPI 101+ Team's RPI: 244			
RPI	S	Opponent	Score	RPI	S	Opponent	Score	RPI	S	Opponent	Score	RPI	S	Opponent	Score
16	A	Syracuse	61 90	40	A	James Madison	31 92	89	H	Bucknell	64 50	117	A	Virginia Tech	33 73
				44	N	Colorado St.	36 54					144	A	Stony Brook	42 46
												150	A	Hampton	47 60
												150	H	Hampton	51 65
												157	H	UMBC	46 65
												202	A	Brown	45 72
												219	A	Robert Morris	44 76
												221	N	Siena	46 69
												234	H	N.C. A&T	55 65
												254	H	Coppin St.	72 51
												255	A	Bethune-Cookman	48 63
												285	A	UMES	77 69
												292	A	Savannah St.	66 60
												294	A	Florida A&M	67 62
												299	A	South Carolina St.	62 56
												302	H	UMKC	50 59
												329	H	Delaware St.	56 49
												333	H	Howard	78 66
												347	A	Norfolk St.	59 56
												347	H	Norfolk St.	67 58
												349	H	N.C. Central	66 55
LAST 12 Division I GAMES:															
				234	H	N.C. A&T	55 65					254	H	Coppin St.	72 51
				349	H	N.C. Central	66 55					333	H	Howard	78 66
				150	A	Hampton	47 60					255	A	Bethune-Cookman	48 63
				347	A	Norfolk St.	59 56					294	A	Florida A&M	67 62
				299	A	South Carolina St.	62 56					285	A	UMES	77 69
				292	A	Savannah St.	66 60					329	H	Delaware St.	56 49

Non-Div I Games: Washington Adventis74 36

Morgan St.

■ Loss,
 ■ Non-Conf,
 ■ S Site,
 ■ Home
 ■ A Away
 N Neutral

Average RPI Win: 285	WON-LOST	WINNING	LAST 10	STRENGTH OF	OPP. STRENGTH	TEAM	ADJ.	CONF.	ADJ CONF.
Average RPI Loss: 182	RECORD	PCT. RANK	GAMES	SCHEDULE	OF SCHEDULE	RPI	RPI	RPI	RPI
DIV. I ONLY	9- 15	244	5- 5	296	288	271	271	24	24
DIV. I NON-CONF.	2- 7	280	0- 0	235	333	267	267	24	24
TOTALS	RPI 1-25	RPI 26-50	W-L RECORDS	RPI 51-100	RPI 101-150	RPI 150+			
9- 15	0- 1	0- 0	OVERALL	0- 1	0- 5	9- 8			
5- 4	0- 0	0- 0	HOME	0- 0	0- 2	5- 2			
4- 11	0- 1	0- 0	AWAY	0- 1	0- 3	4- 6			
0- 0	0- 0	0- 0	NEUTRAL	0- 0	0- 0	0- 0			
2- 7	0- 1	0- 0	NON-CONFERENCE	0- 0	0- 4	2- 2			
0- 2	0- 0	0- 0	HOME	0- 0	0- 2	0- 0			
2- 5	0- 1	0- 0	AWAY	0- 0	0- 2	2- 2			
0- 0	0- 0	0- 0	NEUTRAL	0- 0	0- 0	0- 0			
7- 8	0- 0	0- 0	CONFERENCE	0- 1	0- 1	7- 6			
5- 2	0- 0	0- 0	HOME	0- 0	0- 0	5- 2			
2- 6	0- 0	0- 0	AWAY	0- 1	0- 1	2- 4			
0- 0	0- 0	0- 0	NEUTRAL	0- 0	0- 0	0- 0			

RPI 1-25				RPI 26-50				RPI 51-100				RPI 101+ Team's RPI: 271			
RPI	S	Opponent	Score	RPI	S	Opponent	Score	RPI	S	Opponent	Score	RPI	S	Opponent	Score
17	A	Florida St.	59 101					87	A	UT Martin	62 92	101	A	Belmont	61 87
												110	A	Central Ark.	40 50
												110	H	Central Ark.	51 61
												136	H	Southern Ill.	57 70
												141	A	Jacksonville	54 79
												165	A	SIUE	79 76
												165	H	SIUE	61 64
												183	A	Eastern Ky.	60 72
												204	A	Southeast Mo. St.	59 96
												204	H	Southeast Mo. St.	80 61
												262	A	Tennessee St.	58 69
												269	A	Austin Peay	72 81
												269	H	Austin Peay	75 72
												272	H	Tennessee Tech	56 50
												291	H	Jacksonville St.	71 74
												305	H	Morehead St.	83 79
												319	A	Illinois St.	76 81
												327	A	Evansville	73 54
												331	A	Lipscomb	85 93
												339	A	Eastern Ill.	74 71
												339	H	Eastern Ill.	66 56
												346	A	Alabama A&M	76 59
LAST 12 Division I GAMES:															
269	A	Austin Peay	72 81	87	A	UT Martin	62 92	165	H	SIUE	61 64	183	A	Eastern Ky.	60 72
339	A	Eastern Ill.	74 71	339	H	Eastern Ill.	66 56	262	A	Tennessee St.	58 69	291	H	Jacksonville St.	71 74
204	H	Southeast Mo. St.	80 61	269	H	Austin Peay	75 72	305	H	Morehead St.	83 79	319	A	Illinois St.	76 81
165	A	SIUE	79 76	204	A	Southeast Mo. St.	59 96	101	A	Belmont	61 87	327	A	Evansville	73 54

Non-Div I Games: Blue Mountain 89 64 Oakland City 91 75

Murray St.

■ Loss,
 ■ Non-Conf,
 ■ S Site,
 ■ Home
 ■ A Away
 N Neutral

N.C. A&T				STRENGTH OF SCHEDULE	OPP. STRENGTH OF SCHEDULE	TEAM RPI	ADJ. RPI	CONF. RPI	ADJ CONF. RPI
Average RPI Win:	306	WON-LOST RECORD	WINNING PCT. RANK						
Average RPI Loss:	166		LAST 10 GAMES						
DIV. I ONLY	12- 10	143	8- 2	312	317	234	234	31	31
DIV. I NON-CONF.	2- 7	280	0- 0	144	154	247	247	30	30

TOTALS	RPI 1-25	RPI 26-50	W-L RECORDS	RPI 51-100	RPI 101-150	RPI 150+			
12- 10	0- 2	0- 0	OVERALL	0- 2	0- 1	12- 5			
5- 4	0- 0	0- 0	HOME	0- 2	0- 1	5- 1			
5- 5	0- 1	0- 0	AWAY	0- 0	0- 0	5- 4			
2- 1	0- 1	0- 0	NEUTRAL	0- 0	0- 0	2- 0			
2- 7	0- 2	0- 0	NON-CONFERENCE	0- 2	0- 0	2- 3			
0- 2	0- 0	0- 0	HOME	0- 2	0- 0	0- 0			
0- 4	0- 1	0- 0	AWAY	0- 0	0- 0	0- 3			
2- 1	0- 1	0- 0	NEUTRAL	0- 0	0- 0	2- 0			
10- 3	0- 0	0- 0	CONFERENCE	0- 0	0- 1	10- 2			
5- 2	0- 0	0- 0	HOME	0- 0	0- 1	5- 1			
5- 1	0- 0	0- 0	AWAY	0- 0	0- 0	5- 1			
0- 0	0- 0	0- 0	NEUTRAL	0- 0	0- 0	0- 0			

RPI 1-25				RPI 26-50				RPI 51-100				RPI 101+ Team's RPI: 234			
RPI	S	Opponent	Score	RPI	S	Opponent	Score	RPI	S	Opponent	Score	RPI	S	Opponent	Score
5	A	Ohio St.	56 89					69	H	FGCU	36 60	150	H	Hampton	52 55
18	N	Duquesne	67 81					79	H	VCU	49 64	233	A	Navy	48 52
												244	A	Morgan St.	65 55
												254	A	Coppin St.	59 65
												255	H	Bethune-Cookman	68 55
												281	A	Campbell	55 56
												285	H	UMES	50 56
												288	A	Wichita St.	53 55
												292	A	Savannah St.	69 59
												292	H	Savannah St.	60 31
												294	H	Florida A&M	80 51
												299	A	South Carolina St.	57 54
												314	N	North Dakota St.	72 64
												328	N	Southern Utah	78 65
												329	A	Delaware St.	84 64
												333	H	Howard	88 70
												347	H	Norfolk St.	64 53
												349	A	N.C. Central	76 54
LAST 12 Division I GAMES:															
244	A	Morgan St.	65 55	254	A	Coppin St.	59 65								
255	H	Bethune-Cookman	68 55	347	H	Norfolk St.	64 53								
294	H	Florida A&M	80 51	150	H	Hampton	52 55								
349	A	N.C. Central	76 54	299	A	South Carolina St.	57 54								
292	H	Savannah St.	60 31	292	A	Savannah St.	69 59								
329	A	Delaware St.	84 64	79	H	VCU	49 64								

Non-Div I Games: Pfeiffer 74 55 North Greenville 64 37

N.C. A&T

■ Loss,
 ■ Non-Conf, S Site,
 ■ Home
 ■ Away
 N Neutral

N.C. Central

Through Games Of Feb. 22, 2016

Average RPI Win:	286	WON-LOST	WINNING	LAST 10	STRENGTH OF	OPP. STRENGTH	TEAM	ADJ.	CONF.	ADJ CONF.
Average RPI Loss:	254	RECORD	PCT. RANK	GAMES	SCHEDULE	OF SCHEDULE	RPI	RPI	RPI	RPI
DIV. I ONLY	3- 20	335	1- 8	342	347	349	349	31	31	
DIV. I NON-CONF.	1- 9	325	0- 0	317	329	347	347	30	30	
TOTALS	RPI 1-25	RPI 26-50	W-L RECORDS	RPI 51-100	RPI 101-150	RPI 150+				
3- 20	0- 0	0- 0	OVERALL	0- 2	0- 1	3- 17				
3- 6	0- 0	0- 0	HOME	0- 0	0- 1	3- 5				
0- 14	0- 0	0- 0	AWAY	0- 2	0- 0	0- 12				
0- 0	0- 0	0- 0	NEUTRAL	0- 0	0- 0	0- 0				
1- 9	0- 0	0- 0	NON-CONFERENCE	0- 2	0- 0	1- 7				
1- 1	0- 0	0- 0	HOME	0- 0	0- 0	1- 1				
0- 8	0- 0	0- 0	AWAY	0- 2	0- 0	0- 6				
0- 0	0- 0	0- 0	NEUTRAL	0- 0	0- 0	0- 0				
2- 11	0- 0	0- 0	CONFERENCE	0- 0	0- 1	2- 10				
2- 5	0- 0	0- 0	HOME	0- 0	0- 1	2- 4				
0- 6	0- 0	0- 0	AWAY	0- 0	0- 0	0- 6				
0- 0	0- 0	0- 0	NEUTRAL	0- 0	0- 0	0- 0				

RPI S	Opponent	Score	RPI S	Opponent	Score	RPI S	Opponent	Score	RPI S	Opponent	Score	Team's RPI: 349
						75	A Charlotte	52 67	150	H Hampton	42 76	
						82	A Nebraska	47 88	200	A USC Upstate	46 68	
									214	A Presbyterian	50 60	
									226	H Furman	66 61	
									234	H N.C. A&T	54 76	
									244	A Morgan St.	55 66	
									254	A Coppin St.	46 63	
									255	H Bethune-Cookman	46 63	
									281	H Campbell	48 57	
									285	H UMES	49 46	
									292	A Savannah St.	39 57	
									294	A Florida A&M	45 55	
									294	H Florida A&M	54 69	
									297	A UNCG	56 103	
									299	A South Carolina St.	51 58	
									306	A Wofford	37 60	
									318	A Winthrop	39 62	
									320	A Longwood	49 60	
									329	A Delaware St.	56 66	
									333	H Howard	61 68	
									347	H Norfolk St.	63 62	
LAST 12 Division I GAMES:												
244	A	Morgan St.	55	66	329	A	Delaware St.	56	66			
254	A	Coppin St.	46	63	150	H	Hampton	42	76			
294	H	Florida A&M	54	69	347	H	Norfolk St.	63	62			
255	H	Bethune-Cookman	46	63	292	A	Savannah St.	39	57			
234	H	N.C. A&T	54	76	299	A	South Carolina St.	51	58			
294	A	Florida A&M	45	55	226	H	Furman	66	61			

Non-Div I Games: Johnson & Wales (NC68 58

N.C. Central

Loss, Non-Conf, S Site, H Home A Away N Neutral

Average RPI Win:	328	WON-LOST	WINNING	LAST 10	STRENGTH OF	OPP. STRENGTH	TEAM	ADJ.	CONF.	ADJ CONF.
Average RPI Loss:	210	RECORD	PCT. RANK	GAMES	SCHEDULE	OF SCHEDULE	RPI	RPI	RPI	RPI
DIV. I ONLY	2- 24	346	1- 9	284	314	344	344	29	29	
DIV. I NON-CONF.	1- 12	337	0- 0	270	331	339	339	28	28	
TOTALS	RPI 1-25	RPI 26-50	W-L RECORDS	RPI 51-100	RPI 101-150	RPI 150+				
2- 24	0- 0	0- 0	OVERALL	0- 5	0- 2	2- 17				
1- 12	0- 0	0- 0	HOME	0- 2	0- 1	1- 9				
1- 12	0- 0	0- 0	AWAY	0- 3	0- 1	1- 8				
0- 0	0- 0	0- 0	NEUTRAL	0- 0	0- 0	0- 0				
1- 12	0- 0	0- 0	NON-CONFERENCE	0- 3	0- 0	1- 9				
0- 6	0- 0	0- 0	HOME	0- 1	0- 0	0- 5				
1- 6	0- 0	0- 0	AWAY	0- 2	0- 0	1- 4				
0- 0	0- 0	0- 0	NEUTRAL	0- 0	0- 0	0- 0				
1- 12	0- 0	0- 0	CONFERENCE	0- 2	0- 2	1- 8				
1- 6	0- 0	0- 0	HOME	0- 1	0- 1	1- 4				
0- 6	0- 0	0- 0	AWAY	0- 1	0- 1	0- 4				
0- 0	0- 0	0- 0	NEUTRAL	0- 0	0- 0	0- 0				





















































RPI S	Opponent	Score	RPI S	Opponent	Score	RPI S	Opponent	Score	RPI S	Opponent	Score	Team's RPI: 344
						64	H Army West Point	35 71	141	A Jacksonville	37 68	
						69	A FGCU	37 70	141	H Jacksonville	36 65	
						69	H FGCU	32 53	153	A Marshall	50 63	
						80	A Minnesota	50 83	191	A Stetson	55 60	
						92	A Virginia	54 81	191	H Stetson	56 74	
									200	H USC Upstate	41 58	
									202	H Brown	49 74	
									215	H Lehigh	47 75	
									227	H Dartmouth	39 46	
									235	A Columbia	52 72	
									247	A Binghamton	50 54	
									292	A Kennesaw St.	48 64	
									292	H Kennesaw St.	77 82	
									295	H Vermont	46 54	
									314	H North Dakota St.	59 64	
									325	A LIU Brooklyn	53 44	
									326	A North Florida	49 72	
									326	H North Florida	51 68	
									331	A Lipscomb	49 63	
									331	H Lipscomb	61 51	
									341	A Wagner	53 76	
LAST 12 Division I GAMES:												
326	A North Florida	49 72	331	H Lipscomb	61 51							
141	A Jacksonville	37 68	292	A Kennesaw St.	48 64							
191	H Stetson	56 74	141	H Jacksonville	36 65							
69	H FGCU	32 53	326	H North Florida	51 68							
331	A Lipscomb	49 63	69	A FGCU	37 70							
292	H Kennesaw St.	77 82	191	A Stetson	55 60							

Non-Div I Games: St. Joseph (VT) 71 50 St. Joseph's (Brkln) 78 41

NJIT

Loss, Non-Conf, S Site, H Home A Away N Neutral

Average RPI Win: 272	WON-LOST	WINNING	LAST 10	STRENGTH OF	OPP. STRENGTH	TEAM	ADJ.	CONF.	ADJ CONF.
Average RPI Loss: 163	RECORD	PCT. RANK	GAMES	SCHEDULE	OF SCHEDULE	RPI	RPI	RPI	RPI
DIV. I ONLY	13- 12	158	6- 4	252	312	233	233	26	26
DIV. I NON-CONF.	5- 5	160	0- 0	219	268	209	209	27	27
TOTALS	RPI 1-25	RPI 26-50	W-L RECORDS	RPI 51-100	RPI 101-150	RPI 150+			
13- 12	0- 0	0- 2	OVERALL	1- 4	0- 0	12- 6			
9- 5	0- 0	0- 1	HOME	1- 2	0- 0	8- 2			
4- 6	0- 0	0- 1	AWAY	0- 1	0- 0	4- 4			
0- 1	0- 0	0- 0	NEUTRAL	0- 1	0- 0	0- 0			
5- 5	0- 0	0- 2	NON-CONFERENCE	1- 1	0- 0	4- 2			
4- 2	0- 0	0- 1	HOME	1- 0	0- 0	3- 1			
1- 3	0- 0	0- 1	AWAY	0- 1	0- 0	1- 1			
0- 0	0- 0	0- 0	NEUTRAL	0- 0	0- 0	0- 0			
8- 7	0- 0	0- 0	CONFERENCE	0- 3	0- 0	8- 4			
5- 3	0- 0	0- 0	HOME	0- 2	0- 0	5- 1			
3- 3	0- 0	0- 0	AWAY	0- 0	0- 0	3- 3			
0- 1	0- 0	0- 0	NEUTRAL	0- 1	0- 0	0- 0			

RPI 1-25	RPI 26-50	RPI 51-100	RPI 101+ Team's RPI: 233
RPI S Opponent Score	RPI S Opponent Score	RPI S Opponent Score	RPI S Opponent Score
	30  Penn 43  57	64  Army West Point 34  49	215  Lehigh 62 54
	44  Colorado St. 73  82	64 N Army West Point 38  75	215  Lehigh 48  51
		74  Hofstra 63  65	218  Kansas 54  61
		89  Bucknell 41  51	221  Siena 59 58
		97  Elon 73 70	234  N.C. A&T 52 48
			239  Holy Cross 49  57
			239  Holy Cross 50 49
			252  Loyola Maryland 38  51
			252  Loyola Maryland 45 38
			307  Colgate 62 58
			307  Colgate 51 41
			322  Lafayette 65 58
			322  Lafayette 64 48
			325  LIU Brooklyn 66  68
			336  Saint Peter's 50 39
			343  Air Force 64 46
			345  Boston U. 49  51
			345  Boston U. 67 56
LAST 12 Division I GAMES:			
64  Army West Point 34  49	239  Holy Cross 50 49		
215  Lehigh 62 54	64 N Army West Point 38  75		
322  Lafayette 64 48	215  Lehigh 48  51		
252  Loyola Maryland 45 38	322  Lafayette 65 58		
307  Colgate 62 58	252  Loyola Maryland 38  51		
345  Boston U. 49  51	307  Colgate 51 41		

Non-Div I Games: Johns Hopkins 77 45

Navy

Average RPI Win:	164	WON-LOST	WINNING	LAST 10	STRENGTH OF	OPP. STRENGTH	TEAM	ADJ.	CONF.	ADJ CONF.
Average RPI Loss:	51	RECORD	PCT. RANK	GAMES	SCHEDULE	OF SCHEDULE	RPI	RPI	RPI	RPI
DIV. I ONLY	17- 10	94	5- 5	103	29	82	82	5	5	
DIV. I NON-CONF.	9- 2	37	0- 0	264	138	101	101	4	4	
TOTALS	RPI 1-25	RPI 26-50	W-L RECORDS	RPI 51-100	RPI 101-150	RPI 150+				
17- 10	1- 3	2- 1	OVERALL	3- 5	3- 1	8- 0				
14- 2	1- 0	2- 0	HOME	1- 2	2- 0	8- 0				
3- 8	0- 3	0- 1	AWAY	2- 3	1- 1	0- 0				
0- 0	0- 0	0- 0	NEUTRAL	0- 0	0- 0	0- 0				
9- 2	0- 1	2- 0	NON-CONFERENCE	0- 1	1- 0	6- 0				
9- 0	0- 0	2- 0	HOME	0- 0	1- 0	6- 0				
0- 2	0- 1	0- 0	AWAY	0- 1	0- 0	0- 0				
0- 0	0- 0	0- 0	NEUTRAL	0- 0	0- 0	0- 0				
8- 8	1- 2	0- 1	CONFERENCE	3- 4	2- 1	2- 0				
5- 2	1- 0	0- 0	HOME	1- 2	1- 0	2- 0				
3- 6	0- 2	0- 1	AWAY	2- 2	1- 1	0- 0				
0- 0	0- 0	0- 0	NEUTRAL	0- 0	0- 0	0- 0				

RPI 1-25				RPI 26-50				RPI 51-100				RPI 101+			
RPI	S	Opponent	Score	RPI	S	Opponent	Score	RPI	S	Opponent	Score	RPI	S	Opponent	Score
4	A	UConn	46 88	41	H	Arkansas St.	79 71	52	A	Rutgers	56 66	106	A	Northwestern	62 85
5	A	Ohio St.	70 96	42	H	North Carolina St.	88 67	52	H	Rutgers	65 54	130	A	Penn St.	83 78
11	A	Maryland	50 89	46	A	Indiana	47 59	55	H	Iowa	68 74	130	H	Penn St.	87 69
23	H	Michigan St.	73 66					57	A	Purdue	62 61	140	H	Creighton	65 63
								57	H	Purdue	50 68	152	H	Illinois	73 57
								66	A	Michigan	93 81	163	H	Southern U.	89 38
								80	A	Minnesota	73 110	181	H	Wisconsin	75 62
								95	A	California	80 87	275	H	Northern Ariz.	90 67
												326	H	North Florida	91 46
												327	H	Evansville	85 40
												342	H	Ark.-Pine Bluff	96 46
												349	H	N.C. Central	88 47
LAST 12 Division I GAMES:															
57	H	Purdue	50 68	52	A	Rutgers	56 66								
5	A	Ohio St.	70 96	181	H	Wisconsin	75 62								
23	H	Michigan St.	73 66	66	A	Michigan	93 81								
80	A	Minnesota	73 110	57	A	Purdue	62 61								
46	A	Indiana	47 59	52	H	Rutgers	65 54								
130	H	Penn St.	87 69	130	A	Penn St.	83 78								

Non-Div I Games:

Nebraska

■ Loss,
■ Non-Conf, S Site,
■ Home
■ Away
N Neutral

Average RPI Win: 260	WON-LOST	WINNING	LAST 10	STRENGTH OF	OPP. STRENGTH	TEAM	ADJ.	CONF.	ADJ CONF.
Average RPI Loss: 174	RECORD	PCT. RANK	GAMES	SCHEDULE	OF SCHEDULE	RPI	RPI	RPI	RPI
DIV. I ONLY	4- 20	321	3- 7	222	233	323	323	19	19
DIV. I NON-CONF.	0- 10	338	0- 0	189	249	335	335	20	20
TOTALS	RPI 1-25	RPI 26-50	W-L RECORDS	RPI 51-100	RPI 101-150	RPI 150+			
4- 20	0- 0	0- 1	OVERALL	0- 3	0- 4	4- 12			
3- 10	0- 0	0- 1	HOME	0- 2	0- 2	3- 5			
1- 8	0- 0	0- 0	AWAY	0- 0	0- 2	1- 6			
0- 2	0- 0	0- 0	NEUTRAL	0- 1	0- 0	0- 1			
0- 10	0- 0	0- 0	NON-CONFERENCE	0- 3	0- 1	0- 6			
0- 5	0- 0	0- 0	HOME	0- 2	0- 1	0- 2			
0- 3	0- 0	0- 0	AWAY	0- 0	0- 0	0- 3			
0- 2	0- 0	0- 0	NEUTRAL	0- 1	0- 0	0- 1			
4- 10	0- 0	0- 1	CONFERENCE	0- 0	0- 3	4- 6			
3- 5	0- 0	0- 1	HOME	0- 0	0- 1	3- 3			
1- 5	0- 0	0- 0	AWAY	0- 0	0- 2	1- 3			
0- 0	0- 0	0- 0	NEUTRAL	0- 0	0- 0	0- 0			

RPI 1-25	RPI 26-50	RPI 51-100	RPI 101+	Team's RPI: 323
RPI S Opponent Score	RPI S Opponent Score	RPI S Opponent Score	RPI S Opponent Score	Score
	44 Colorado St. 37 64	70 Middle Tenn. 46 90	102 San Francisco 62 70	
		73 N Washington St. 57 70	133 Fresno St. 56 65	
		77 San Diego 47 84	133 Fresno St. 59 67	
			145 Boise St. 58 66	
			156 Pacific 52 74	
			160 Montana St. 53 66	
			182 New Mexico 47 51	
			196 San Jose St. 63 76	
			203 Utah St. 66 79	
			206 Utah Valley 65 73	
			212 UNLV 59 65	
			212 UNLV 71 65	
			220 Ill.-Chicago 55 70	
			236 Wyoming 53 68	
			236 Wyoming 68 65	
			242 N Loyola Marymount 58 69	
			249 San Diego St. 70 64	
			337 UC Irvine 64 68	
			343 Air Force 53 59	
			343 Air Force 68 57	
LAST 12 Division I GAMES:				
212 UNLV 71 65	249 San Diego St. 70 64			
196 San Jose St. 63 76	212 UNLV 59 65			
133 Fresno St. 56 65	236 Wyoming 68 65			
343 Air Force 53 59	145 Boise St. 58 66			
44 Colorado St. 37 64	343 Air Force 68 57			
203 Utah St. 66 79	133 Fresno St. 59 67			

Non-Div I Games: San Fran. St. 57 51

Nevada

New Hampshire

Through Games Of Feb. 22, 2016

Average RPI Win:	256	WON-LOST	WINNING	LAST 10	STRENGTH OF	OPP. STRENGTH	TEAM	ADJ.	CONF.	ADJ CONF.
Average RPI Loss:	147	RECORD	PCT. RANK	GAMES	SCHEDULE	OF SCHEDULE	RPI	RPI	RPI	RPI
DIV. I ONLY	10- 16	240	5- 5	187	231	238	238	15	15	
DIV. I NON-CONF.	5- 7	198	0- 0	236	257	217	217	18	18	
TOTALS	RPI 1-25	RPI 26-50	W-L RECORDS	RPI 51-100	RPI 101-150	RPI 150+				
10- 16	0- 0	0- 3	OVERALL	0- 2	1- 3	9- 8				
6- 6	0- 0	0- 2	HOME	0- 1	1- 0	5- 3				
4- 10	0- 0	0- 0	AWAY	0- 0	0- 1	4- 1				
0- 0	0- 0	0- 0	NEUTRAL	0- 0	0- 0	0- 0				
5- 7	0- 0	0- 1	NON-CONFERENCE	0- 0	0- 2	5- 4				
2- 3	0- 0	0- 1	HOME	0- 0	0- 0	2- 2				
3- 4	0- 0	0- 0	AWAY	0- 0	0- 2	3- 2				
0- 0	0- 0	0- 0	NEUTRAL	0- 0	0- 0	0- 0				
5- 9	0- 0	0- 2	CONFERENCE	0- 2	1- 1	4- 4				
4- 3	0- 0	0- 1	HOME	0- 1	1- 0	3- 1				
1- 6	0- 0	0- 1	AWAY	0- 1	0- 1	1- 3				
0- 0	0- 0	0- 0	NEUTRAL	0- 0	0- 0	0- 0				

RPI S	Opponent	Score	RPI S	Opponent	Score	RPI S	Opponent	Score	RPI S	Opponent	Score	Team's RPI: 238
30	H Penn	60 67	71	A Maine	55 59	118	A Boston College	51 71				
47	A Albany (NY)	48 85	71	H Maine	52 62	125	A North Carolina	60 65				
47	H Albany (NY)	52 78				144	A Stony Brook	54 63				
						144	H Stony Brook	49 46				
						157	H UMBC	55 65				
						159	H Northeastern	54 66				
						164	A Yale	46 63				
						216	A Sacred Heart	81 69				
						217	A Hartford	44 48				
						217	H Hartford	53 42				
						221	H Siena	53 57				
						227	A Dartmouth	61 57				
						231	H Manhattan	72 57				
						245	A Bryant	42 55				
						247	A Binghamton	50 51				
						247	H Binghamton	64 49				
						289	A Central Conn. St.	64 50				
						295	A Vermont	63 83				
						321	A UMass Lowell	63 55				
						321	H UMass Lowell	65 61				
						345	H Boston U.	69 52				
LAST 12 Division I GAMES:												
217	H Hartford	53 42	157	H UMBC	55 65							
321	A UMass Lowell	63 55	295	A Vermont	63 83							
144	H Stony Brook	49 46	217	A Hartford	44 48							
47	A Albany (NY)	48 85	321	H UMass Lowell	65 61							
71	A Maine	55 59	71	H Maine	52 62							
247	H Binghamton	64 49	144	A Stony Brook	54 63							

Non-Div I Games: Colby-Sawyer 72 41

New Hampshire

Loss, Non-Conf, S Site, H Home A Away N Neutral

Average RPI Win:	239	WON-LOST	WINNING	LAST 10	STRENGTH OF	OPP. STRENGTH	TEAM	ADJ.	CONF.	ADJ CONF.
Average RPI Loss:	146	RECORD	PCT. RANK	GAMES	SCHEDULE	OF SCHEDULE	RPI	RPI	RPI	RPI
DIV. I ONLY	14- 11	134	3- 3	234	208	182	182	19	19	
DIV. I NON-CONF.	7- 4	110	0- 1	77	234	104	104	20	20	
TOTALS	RPI 1-25	RPI 26-50	W-L RECORDS	RPI 51-100	RPI 101-150	RPI 150+				
14- 11	0- 2	0- 0	OVERALL	1- 2	1- 2	12- 5				
9- 5	0- 1	0- 0	HOME	0- 1	0- 2	9- 1				
5- 6	0- 1	0- 0	AWAY	1- 1	1- 0	3- 4				
0- 0	0- 0	0- 0	NEUTRAL	0- 0	0- 0	0- 0				
7- 4	0- 2	0- 0	NON-CONFERENCE	1- 2	0- 0	6- 0				
5- 2	0- 1	0- 0	HOME	0- 1	0- 0	5- 0				
2- 2	0- 1	0- 0	AWAY	1- 1	0- 0	1- 0				
0- 0	0- 0	0- 0	NEUTRAL	0- 0	0- 0	0- 0				
7- 7	0- 0	0- 0	CONFERENCE	0- 0	1- 2	6- 5				
4- 3	0- 0	0- 0	HOME	0- 0	0- 2	4- 1				
3- 4	0- 0	0- 0	AWAY	0- 0	1- 0	2- 4				
0- 0	0- 0	0- 0	NEUTRAL	0- 0	0- 0	0- 0				

RPI S	Opponent	Score	RPI S	Opponent	Score	RPI S	Opponent	Score	RPI S	Opponent	Score	Team's RPI: 182
18	H Duquesne	69 78				80	A Minnesota	72 53	133	H Fresno St.	65 69	
25	A UTEP	62 70				93	A New Mexico St.	59 78	145	A Boise St.	70 60	
						93	H New Mexico St.	47 52	145	H Boise St.	60 81	
									169	H Sacramento St.	84 71	
									171	A SMU	63 58	
									196	A San Jose St.	58 59	
									196	H San Jose St.	71 57	
									203	A Utah St.	56 72	
									203	H Utah St.	73 70	
									212	A UNLV	48 57	
									212	H UNLV	67 53	
									236	A Wyoming	48 66	
									246	H Houston Baptist	65 57	
									249	H San Diego St.	46 51	
									266	H Pepperdine	60 52	
									317	H Nicholls St.	83 43	
									323	A Nevada	51 47	
									328	H Southern Utah	70 48	
									343	A Air Force	63 33	
									343	H Air Force	58 36	
LAST 12 Division I GAMES:												
18	H Duquesne	69 78	212	A UNLV	48 57							
343	H Air Force	58 36	145	H Boise St.	60 81							
145	A Boise St.	70 60	343	A Air Force	63 33							
196	A San Jose St.	58 59	196	H San Jose St.	71 57							
203	H Utah St.	73 70	236	A Wyoming	48 66							
249	H San Diego St.	46 51	212	H UNLV	67 53							

Non-Div I Games:

New Mexico

■ Loss,
■ Non-Conf, S Site,
■ Home
■ Away
N Neutral

Average RPI Win:	245	WON-LOST	WINNING	LAST 10	STRENGTH OF	OPP. STRENGTH	TEAM	ADJ.	CONF.	ADJ CONF.
Average RPI Loss:	81	RECORD	PCT. RANK	GAMES	SCHEDULE	OF SCHEDULE	RPI	RPI	RPI	RPI
DIV. I ONLY	21- 3	14	10- 0	319	186	93	93	25	25	
DIV. I NON-CONF.	9- 3	69	0- 0	280	99	124	124	25	25	
TOTALS	RPI 1-25	RPI 26-50	W-L RECORDS	RPI 51-100	RPI 101-150	RPI 150+				
21- 3	0- 1	0- 0	OVERALL	0- 1	1- 1	20- 0				
10- 1	0- 1	0- 0	HOME	0- 0	1- 0	9- 0				
10- 1	0- 0	0- 0	AWAY	0- 0	0- 1	10- 0				
1- 1	0- 0	0- 0	NEUTRAL	0- 1	0- 0	1- 0				
9- 3	0- 1	0- 0	NON-CONFERENCE	0- 1	1- 1	8- 0				
5- 1	0- 1	0- 0	HOME	0- 0	1- 0	4- 0				
3- 1	0- 0	0- 0	AWAY	0- 0	0- 1	3- 0				
1- 1	0- 0	0- 0	NEUTRAL	0- 1	0- 0	1- 0				
12- 0	0- 0	0- 0	CONFERENCE	0- 0	0- 0	12- 0				
5- 0	0- 0	0- 0	HOME	0- 0	0- 0	5- 0				
7- 0	0- 0	0- 0	AWAY	0- 0	0- 0	7- 0				
0- 0	0- 0	0- 0	NEUTRAL	0- 0	0- 0	0- 0				

RPI 1-25				RPI 26-50				RPI 51-100 Team's RPI: 93				RPI 101+			
RPI	S	Opponent	Score	RPI	S	Opponent	Score	RPI	S	Opponent	Score	RPI	S	Opponent	Score
25	H	UTEP	65 71					85	N	Vanderbilt	45 71	128	H	Northwestern St.	65 54
												134	A	Arizona	64 68
												169	H	Sacramento St.	80 77
												182	A	New Mexico	52 47
												182	H	New Mexico	78 59
												196	A	San Jose St.	75 66
												206	A	Utah Valley	59 53
												206	H	Utah Valley	73 68
												207	A	UTRGV	68 57
												230	A	Grand Canyon	64 44
												230	H	Grand Canyon	60 58
												240	A	CSU Bakersfield	67 59
												240	H	CSU Bakersfield	86 63
												257	A	Seattle	66 56
												257	H	Seattle	69 54
												275	H	Northern Ariz.	87 53
												302	A	UMKC	68 62
												313	N	A&M-Corpus Christi	70 51
												314	A	North Dakota St.	79 69
												328	H	Southern Utah	74 60
												340	A	Chicago St.	70 60
												340	H	Chicago St.	76 63
LAST 12 Division I GAMES:															
257	A	Seattle	66 56	240	H	CSU Bakersfield	86 63								
240	A	CSU Bakersfield	67 59	257	H	Seattle	69 54								
340	H	Chicago St.	76 63	340	A	Chicago St.	70 60								
206	A	Utah Valley	59 53	302	A	UMKC	68 62								
230	A	Grand Canyon	64 44	230	H	Grand Canyon	60 58								
207	A	UTRGV	68 57	206	H	Utah Valley	73 68								

Non-Div I Games: Eastern N.M. 76 61 Western N.M. 68 39

New Mexico St.

Loss, Non-Conf, S Site, H Home A Away N Neutral

Average RPI Win:	293	WON-LOST	WINNING	LAST 10	STRENGTH OF	OPP. STRENGTH	TEAM	ADJ.	CONF.	ADJ CONF.
Average RPI Loss:	208	RECORD	PCT. RANK	GAMES	SCHEDULE	OF SCHEDULE	RPI	RPI	RPI	RPI
DIV. I ONLY	5- 16	301	2- 8	318	286	335	335	27	27	
DIV. I NON-CONF.	1- 6	311	0- 0	323	244	345	345	26	26	
TOTALS	RPI 1-25	RPI 26-50	W-L RECORDS	RPI 51-100	RPI 101-150	RPI 150+				
5- 16	0- 0	0- 0	OVERALL	0- 1	0- 4	5- 11				
4- 5	0- 0	0- 0	HOME	0- 0	0- 1	4- 4				
1- 10	0- 0	0- 0	AWAY	0- 0	0- 1	1- 1				
0- 1	0- 0	0- 0	NEUTRAL	0- 0	0- 0	0- 1				
1- 6	0- 0	0- 0	NON-CONFERENCE	0- 1	0- 1	1- 4				
1- 1	0- 0	0- 0	HOME	0- 0	0- 0	1- 1				
0- 4	0- 0	0- 0	AWAY	0- 1	0- 1	0- 2				
0- 1	0- 0	0- 0	NEUTRAL	0- 0	0- 0	0- 1				
4- 10	0- 0	0- 0	CONFERENCE	0- 0	0- 3	4- 7				
3- 4	0- 0	0- 0	HOME	0- 0	0- 1	3- 3				
1- 6	0- 0	0- 0	AWAY	0- 0	0- 2	1- 4				
0- 0	0- 0	0- 0	NEUTRAL	0- 0	0- 0	0- 0				

RPI 1-25				RPI 26-50				RPI 51-100				RPI 101+				Team's RPI: 335	
RPI	S	Opponent	Score	RPI	S	Opponent	Score	RPI	S	Opponent	Score	RPI	S	Opponent	Score		
								86	A	TCU	36	85	110	A	Central Ark.	55	67
												110	H	Central Ark.	44	59	
												128	A	Northwestern St.	53	70	
												132	A	Arkansas	41	73	
												161	A	McNeese St.	63	92	
												161	H	McNeese St.	74	77	
												166	A	Ole Miss	59	97	
												211	H	Stephen F. Austin	58	57	
												237	A	Sam Houston St.	52	64	
												246	H	Houston Baptist	51	71	
												284	A	Lamar	52	79	
												292	A	Kennesaw St.	53	60	
												294	N	Florida A&M	60	71	
												297	H	UNCG	79	81	
												298	H	Jackson St.	85	68	
												309	A	Southeastern La.	62	51	
												313	A	A&M-Corpus Christi	59	73	
												313	H	A&M-Corpus Christi	64	75	
												317	H	Nicholls St.	62	55	
												332	H	Incarnate Word	55	49	
LAST 12 Division I GAMES:																	
				128	A	Northwestern St.	53	70				317	H	Nicholls St.	62	55	
				309	A	Southeastern La.	62	51				313	A	A&M-Corpus Christi	59	73	
				313	H	A&M-Corpus Christi	64	75				110	H	Central Ark.	44	59	
				110	A	Central Ark.	55	67				246	H	Houston Baptist	51	71	
				161	A	McNeese St.	63	92				211	H	Stephen F. Austin	58	57	
				161	H	McNeese St.	74	77				237	A	Sam Houston St.	52	64	

Non-Div I Games: LSU-Alexandria 93 75 Trinity Baptist 109 46

New Orleans

■ Loss,
 ■ Non-Conf, S Site,
 ■ Home
 ■ Away
 N Neutral

Niagara

Through Games Of Feb. 22, 2016

Average RPI Win: 294	WON-LOST	WINNING	LAST 10	STRENGTH OF	OPP. STRENGTH	TEAM	ADJ.	CONF.	ADJ CONF.
Average RPI Loss: 176	RECORD	PCT. RANK	GAMES	SCHEDULE	OF SCHEDULE	RPI	RPI	RPI	RPI
DIV. I ONLY	6- 21	306	0- 10	254	249	308	308	23	23
DIV. I NON-CONF.	2- 7	280	0- 0	238	215	287	287	23	23
TOTALS	RPI 1-25	RPI 26-50	W-L RECORDS	RPI 51-100	RPI 101-150	RPI 150+			
6- 21	0- 0	0- 1	OVERALL	0- 2	0- 5	6- 13			
3- 11	0- 0	0- 0	HOME	0- 1	0- 3	3- 7			
3- 10	0- 0	0- 1	AWAY	0- 1	0- 2	3- 6			
0- 0	0- 0	0- 0	NEUTRAL	0- 0	0- 0	0- 0			
2- 7	0- 0	0- 1	NON-CONFERENCE	0- 0	0- 3	2- 3			
1- 3	0- 0	0- 0	HOME	0- 0	0- 2	1- 1			
1- 4	0- 0	0- 1	AWAY	0- 0	0- 1	1- 2			
0- 0	0- 0	0- 0	NEUTRAL	0- 0	0- 0	0- 0			
4- 14	0- 0	0- 0	CONFERENCE	0- 2	0- 2	4- 10			
2- 8	0- 0	0- 0	HOME	0- 1	0- 1	2- 6			
2- 6	0- 0	0- 0	AWAY	0- 1	0- 1	2- 4			
0- 0	0- 0	0- 0	NEUTRAL	0- 0	0- 0	0- 0			

RPI S	Opponent	Score	RPI S	Opponent	Score	RPI S	Opponent	Score	RPI S	Opponent	Score	Team's RPI: 308
36	A St. Bonaventure	55 67	99	A Quinnipiac	52 70	119	A Iona	46 73				
			99	H Quinnipiac	54 61	119	H Iona	52 73				
						131	H Youngstown St.	54 71				
						139	H Buffalo	48 57				
						142	A Texas Tech	45 79				
						154	A Detroit	75 80				
						170	A Marist	50 63				
						170	H Marist	68 82				
						197	A Fairfield	43 61				
						197	H Fairfield	56 55				
						205	H Oakland	67 77				
						210	H Canisius	66 68				
						221	H Siena	51 59				
						227	A Dartmouth	47 60				
						231	A Manhattan	62 80				
						231	H Manhattan	49 58				
						251	A Monmouth	60 83				
						251	H Monmouth	55 68				
						277	H Cleveland St.	73 72				
						286	A Rider	67 57				
						286	H Rider	72 76				
						330	A Mt. St. Mary's	53 51				
						336	A Saint Peter's	52 48				
						336	H Saint Peter's	51 46				
LAST 12 Division I GAMES:												
231	H Manhattan	49 58	119	H Iona	52 73							
251	H Monmouth	55 68	210	H Canisius	66 68							
286	H Rider	72 76	170	A Marist	50 63							
170	H Marist	68 82	119	A Iona	46 73							
99	A Quinnipiac	52 70	336	H Saint Peter's	51 46							
197	A Fairfield	43 61	99	H Quinnipiac	54 61							

Non-Div I Games:

Niagara

■ Loss,
 ■ Non-Conf,
 ■ S Site,
 ■ H Home
 ■ A Away
 N Neutral

Average RPI Win:	258	WON-LOST	WINNING	LAST 10	STRENGTH OF	OPP. STRENGTH	TEAM	ADJ.	CONF.	ADJ CONF.
Average RPI Loss:	214	RECORD	PCT. RANK	GAMES	SCHEDULE	OF SCHEDULE	RPI	RPI	RPI	RPI
DIV. I ONLY	7- 16	276	2- 4	325	302	317	317	27	27	
DIV. I NON-CONF.	1- 8	320	1- 0	322	342	348	348	26	26	
TOTALS	RPI 1-25	RPI 26-50	W-L RECORDS	RPI 51-100	RPI 101-150	RPI 150+				
7- 16	0- 0	0- 0	OVERALL	0- 1	1- 3	6- 12				
3- 8	0- 0	0- 0	HOME	0- 1	1- 1	2- 6				
3- 7	0- 0	0- 0	AWAY	0- 0	0- 1	3- 6				
1- 1	0- 0	0- 0	NEUTRAL	0- 0	0- 1	1- 0				
1- 8	0- 0	0- 0	NON-CONFERENCE	0- 0	0- 1	1- 7				
0- 4	0- 0	0- 0	HOME	0- 0	0- 0	0- 4				
0- 3	0- 0	0- 0	AWAY	0- 0	0- 0	0- 3				
1- 1	0- 0	0- 0	NEUTRAL	0- 0	0- 1	1- 0				
6- 8	0- 0	0- 0	CONFERENCE	0- 1	1- 2	5- 5				
3- 4	0- 0	0- 0	HOME	0- 1	1- 1	2- 2				
3- 4	0- 0	0- 0	AWAY	0- 0	0- 1	3- 3				
0- 0	0- 0	0- 0	NEUTRAL	0- 0	0- 0	3- 0				

RPI 1-25				RPI 26-50				RPI 51-100				RPI 101+				Team's RPI: 317	
RPI	S	Opponent	Score	RPI	S	Opponent	Score	RPI	S	Opponent	Score	RPI	S	Opponent	Score		
								68	H	Abilene Christian	68	71	110	H	Central Ark.	65	71
													112	N	Samford	43	45
													128	A	Northwestern St.	62	66
													128	H	Northwestern St.	70	61
													161	H	McNeese St.	85	81
													172	H	Louisiana Tech	55	58
													179	H	Grambling	65	69
													180	A	Troy	51	104
													182	A	New Mexico	43	83
													211	H	Stephen F. Austin	67	89
													237	A	Sam Houston St.	67	63
													246	A	Houston Baptist	71	80
													280	H	Prairie View	70	81
													284	H	Lamar	69	59
													290	A	La.-Monroe	57	69
													291	H	Jacksonville St.	49	63
													309	A	Southeastern La.	68	78
													313	A	A&M-Corpus Christi	64	62
													332	A	Incarnate Word	66	64
													332	H	Incarnate Word	61	63
													335	A	New Orleans	55	62
													348	N	Mississippi Val.	63	54
LAST 12 Division I GAMES:																	
				348	N	Mississippi Val.	63	54					332	A	Incarnate Word	66	64
				211	H	Stephen F. Austin	67	89					335	A	New Orleans	55	62
				128	A	Northwestern St.	62	66					110	H	Central Ark.	65	71
				309	A	Southeastern La.	68	78					128	H	Northwestern St.	70	61
				161	H	McNeese St.	85	81					313	A	A&M-Corpus Christi	64	62
				332	H	Incarnate Word	61	63					237	A	Sam Houston St.	67	63

Non-Div I Games: Southern-N.O. 98 65

Nicholls St.

■ Loss,
 ■ Non-Conf,
 ■ S Site,
 ■ Home
 ■ A Away
 N Neutral

Average RPI Win:	309	WON-LOST	WINNING	LAST 10	STRENGTH OF	OPP. STRENGTH	TEAM	ADJ.	CONF.	ADJ CONF.
Average RPI Loss:	236	RECORD	PCT. RANK	GAMES	SCHEDULE	OF SCHEDULE	RPI	RPI	RPI	RPI
DIV. I ONLY	2- 22	343	2- 8	333	333	347	347	31	31	
DIV. I NON-CONF.	0- 10	338	0- 0	267	287	346	346	30	30	
TOTALS	RPI 1-25	RPI 26-50	W-L RECORDS	RPI 51-100	RPI 101-150	RPI 150+				
2- 22	0- 0	0- 1	OVERALL	0- 1	0- 1	2- 19				
0- 9	0- 0	0- 0	HOME	0- 0	0- 0	0- 9				
2- 11	0- 0	0- 1	AWAY	0- 1	0- 1	2- 8				
0- 2	0- 0	0- 0	NEUTRAL	0- 0	0- 0	0- 2				
0- 10	0- 0	0- 1	NON-CONFERENCE	0- 1	0- 0	0- 8				
0- 3	0- 0	0- 0	HOME	0- 0	0- 0	0- 3				
0- 5	0- 0	0- 1	AWAY	0- 1	0- 0	0- 3				
0- 2	0- 0	0- 0	NEUTRAL	0- 0	0- 0	0- 2				
2- 12	0- 0	0- 0	CONFERENCE	0- 0	0- 1	2- 11				
0- 6	0- 0	0- 0	HOME	0- 0	0- 0	0- 6				
2- 6	0- 0	0- 0	AWAY	0- 0	0- 1	2- 5				
0- 0	0- 0	0- 0	NEUTRAL	0- 0	0- 0	0- 0				

RPI S	Opponent	Score	RPI S	Opponent	Score	RPI S	Opponent	Score	RPI S	Opponent	Score	Team's RPI: 347
			31 A	Mississippi St.	34 92	92 A	Virginia	50 86	150 A	Hampton	62 73	
									153 A	Marshall	67 81	
									194 A	William & Mary	47 67	
									200 H	USC Upstate	62 82	
									205 H	Oakland	73 83	
									234 A	N.C. A&T	53 64	
									244 A	Morgan St.	58 67	
									244 H	Morgan St.	56 59	
									252 A	Loyola Maryland	67 75	
									254 A	Coppin St.	44 69	
									254 H	Coppin St.	47 56	
									255 H	Bethune-Cookman	45 53	
									256 H	UNCW	57 61	
									274 N	La Salle	59 67	
									285 A	UMES	74 63	
									292 H	Savannah St.	53 68	
									294 H	Florida A&M	67 83	
									299 H	South Carolina St.	52 60	
									329 A	Delaware St.	61 64	
									333 A	Howard	110 108	
									334 N	St. Francis Brooklyn	55 59	
									349 A	N.C. Central	62 63	
LAST 12 Division I GAMES:												
254 H	Coppin St.	47 56	292 H	Savannah St.	53 68							
329 A	Delaware St.	61 64	299 H	South Carolina St.	52 60							
244 H	Morgan St.	56 59	234 A	N.C. A&T	53 64							
285 A	UMES	74 63	349 A	N.C. Central	62 63							
333 A	Howard	110 108	255 H	Bethune-Cookman	45 53							
150 A	Hampton	62 73	294 H	Florida A&M	67 83							

Non-Div I Games:

Norfolk St.

■ Loss,
■ Non-Conf,
■ S Site,
■ H Home
■ A Away
N Neutral

North Carolina

Through Games Of Feb. 22, 2016

Average RPI Win:	174	WON-LOST	WINNING	LAST 10	STRENGTH OF	OPP. STRENGTH	TEAM	ADJ.	CONF.	ADJ CONF.
Average RPI Loss:	71	RECORD	PCT. RANK	GAMES	SCHEDULE	OF SCHEDULE	RPI	RPI	RPI	RPI
DIV. I ONLY	14- 15	183	2- 8	37	77	125	125	4	4	
DIV. I NON-CONF.	10- 5	99	0- 0	95	256	130	130	5	5	
TOTALS	RPI 1-25	RPI 26-50	W-L RECORDS	RPI 51-100	RPI 101-150	RPI 150+				
14- 15	1- 4	0- 3	OVERALL	1- 3	4- 3	8- 2				
11- 8	1- 1	0- 2	HOME	1- 1	2- 2	7- 2				
1- 7	0- 3	0- 1	AWAY	0- 2	1- 1	0- 0				
2- 0	0- 0	0- 0	NEUTRAL	0- 0	1- 0	1- 0				
10- 5	0- 1	0- 0	NON-CONFERENCE	1- 1	2- 1	7- 2				
8- 4	0- 0	0- 0	HOME	1- 1	1- 1	6- 2				
0- 1	0- 1	0- 0	AWAY	0- 0	0- 0	0- 0				
2- 0	0- 0	0- 0	NEUTRAL	0- 0	1- 0	1- 0				
4- 10	1- 3	0- 3	CONFERENCE	0- 2	2- 2	1- 0				
3- 4	1- 1	0- 2	HOME	0- 0	1- 1	1- 0				
1- 6	0- 2	0- 1	AWAY	0- 2	1- 1	0- 0				
0- 0	0- 0	0- 0	NEUTRAL	0- 0	0- 0	0- 0				

RPI 1-25			RPI 26-50			RPI 51-100			RPI 101+			Team's RPI: 125
RPI	S	Opponent	Score	RPI	S	Opponent	Score	RPI	S	Opponent	Score	Score
1	A	Notre Dame	54 88	26	H	Miami (FL)	61 76	53	A	Duke	55 71	106 H Northwestern 72 85
15	H	Louisville	60 78	42	A	North Carolina St.	49 78	60	H	Oregon	77 79	108 N Gonzaga 67 62
16	H	Syracuse	77 73	42	H	North Carolina St.	66 80	71	H	Maine	59 58	113 A Wake Forest 63 75
17	A	Florida St.	63 94					76	A	Georgia Tech	73 80	117 H Virginia Tech 71 67
19	A	Oklahoma St.	67 77									118 A Boston College 86 78
												119 H Iona 64 52
												122 H Pittsburgh 60 76
												151 N Southern Miss. 69 62
												156 H Pacific 63 66
												164 H Yale 70 63
												200 H USC Upstate 80 40
												213 H Gardner-Webb 65 66
												238 H New Hampshire 65 60
												250 H Clemson 72 56
												273 H Appalachian St. 68 59
												294 H Florida A&M 94 58
												310 H Fairleigh Dickinson 64 46
LAST 12 Division I GAMES:												
42	H	North Carolina St.	66 80	42	A	North Carolina St.	49 78					
122	H	Pittsburgh	60 76	53	A	Duke	55 71					
17	A	Florida St.	63 94	113	A	Wake Forest	63 75					
117	H	Virginia Tech	71 67	26	H	Miami (FL)	61 76					
118	A	Boston College	86 78	76	A	Georgia Tech	73 80					
15	H	Louisville	60 78	1	A	Notre Dame	54 88					

Non-Div I Games:

North Carolina

■ Loss,
 ■ Non-Conf,
 ■ S Site,
 ■ H Home
 ■ A Away
 N Neutral

Average RPI Win:	135	WON-LOST	WINNING	LAST 10	STRENGTH OF	OPP. STRENGTH	TEAM	ADJ.	CONF.	ADJ CONF.
Average RPI Loss:	45	RECORD	PCT. RANK	GAMES	SCHEDULE	OF SCHEDULE	RPI	RPI	RPI	RPI
DIV. I ONLY	18- 9	77	6- 4	28	41	42	42	4	4	
DIV. I NON-CONF.	9- 4	95	0- 0	89	81	80	80	5	5	
TOTALS	RPI 1-25	RPI 26-50	W-L RECORDS	RPI 51-100	RPI 101-150	RPI 150+				
18- 9	0- 4	1- 2	OVERALL	4- 2	8- 1	5- 0				
11- 3	0- 2	1- 0	HOME	3- 1	3- 0	4- 0				
5- 5	0- 2	0- 1	AWAY	1- 1	4- 1	0- 0				
2- 1	0- 0	0- 1	NEUTRAL	0- 0	1- 0	1- 0				
9- 4	0- 1	1- 1	NON-CONFERENCE	1- 2	2- 0	5- 0				
6- 1	0- 0	1- 0	HOME	1- 1	0- 0	4- 0				
1- 2	0- 1	0- 0	AWAY	0- 1	1- 0	0- 0				
2- 1	0- 0	0- 1	NEUTRAL	0- 0	1- 0	1- 0				
9- 5	0- 3	0- 1	CONFERENCE	3- 0	6- 1	0- 0				
5- 2	0- 2	0- 0	HOME	2- 0	3- 0	0- 0				
4- 3	0- 1	0- 1	AWAY	1- 0	3- 1	0- 0				
0- 0	0- 0	0- 0	NEUTRAL	0- 0	0- 0	0- 0				

RPI 1-25				RPI 26-50				Team's RPI: 42				RPI 51-100				RPI 101+			
RPI	S	Opponent	Score	RPI	S	Opponent	Score	RPI	S	Opponent	Score	RPI	S	Opponent	Score	RPI	S	Opponent	Score
1	A	Notre Dame	46 82	26	A	Miami (FL)	44 73	53	A	Duke	65 62	113	A	Wake Forest	58 63				
15	H	Louisville	90 92	33	N	Seton Hall	55 58	75	H	Charlotte	72 65	113	H	Wake Forest	64 47				
16	H	Syracuse	52 55	50	H	Villanova	70 64	76	H	Georgia Tech	65 57	116	A	Liberty	61 53				
21	A	Florida	72 79					82	A	Nebraska	67 88	117	A	Virginia Tech	72 61				
								92	H	Virginia	63 52	118	H	Boston College	74 63				
								97	H	Elon	66 69	122	A	Pittsburgh	78 76				
												125	A	North Carolina	80 66				
												125	H	North Carolina	78 49				
												146	N	UAB	67 56				
												167	H	Davidson	58 42				
												183	N	Eastern Ky.	73 62				
												201	H	Radford	67 52				
												248	H	High Point	89 48				
												311	H	Western Caro.	86 55				
LAST 12 Division I GAMES:																			
125	A	North Carolina	80 66	92	H	Virginia	63 52												
16	H	Syracuse	52 55	117	A	Virginia Tech	72 61												
118	H	Boston College	74 63	15	H	Louisville	90 92												
113	A	Wake Forest	58 63	53	A	Duke	65 62												
1	A	Notre Dame	46 82	122	A	Pittsburgh	78 76												
125	H	North Carolina	78 49	76	H	Georgia Tech	65 57												

Non-Div I Games:

North Carolina St.

■ Loss,
 ■ Non-Conf, S Site,
 ■ Home
 ■ Away
 N Neutral

North Dakota

Through Games Of Feb. 22, 2016

Average RPI Win:	224	WON-LOST	WINNING	LAST 10	STRENGTH OF	OPP. STRENGTH	TEAM	ADJ.	CONF.	ADJ CONF.
Average RPI Loss:	116	RECORD	PCT. RANK	GAMES	SCHEDULE	OF SCHEDULE	RPI	RPI	RPI	RPI
DIV. I ONLY	13- 12	158	8- 2	62	292	114	114	20	20	
DIV. I NON-CONF.	4- 7	222	0- 0	33	194	172	172	22	22	
TOTALS	RPI 1-25	RPI 26-50	W-L RECORDS	RPI 51-100	RPI 101-150	RPI 150+				
13- 12	0- 0	0- 0	OVERALL	0- 5	1- 4	12- 3				
9- 3	0- 0	0- 0	HOME	0- 1	1- 1	8- 1				
4- 8	0- 0	0- 0	AWAY	0- 0	0- 0	4- 0				
0- 1	0- 0	0- 0	NEUTRAL	0- 1	0- 0	0- 0				
4- 7	0- 0	0- 0	NON-CONFERENCE	0- 5	1- 2	3- 0				
4- 1	0- 0	0- 0	HOME	0- 1	1- 0	3- 0				
0- 5	0- 0	0- 0	AWAY	0- 3	0- 2	0- 0				
0- 1	0- 0	0- 0	NEUTRAL	0- 1	0- 0	0- 0				
9- 5	0- 0	0- 0	CONFERENCE	0- 0	0- 2	9- 3				
5- 2	0- 0	0- 0	HOME	0- 0	0- 1	5- 1				
4- 3	0- 0	0- 0	AWAY	0- 0	0- 1	4- 2				
0- 0	0- 0	0- 0	NEUTRAL	0- 0	0- 0	0- 0				

RPI 1-25			RPI 26-50			RPI 51-100			RPI 101+			Team's RPI: 114
RPI	S	Opponent	Score	RPI	S	Opponent	Score	RPI	S	Opponent	Score	
						55 A Iowa	61 83	102 A San Francisco		57 74		
						60 A Oregon	51 77	107 H UNI		64 59		
						65 H South Dakota	70 73	109 A Drake		63 73		
						80 A Minnesota	47 57	137 A Idaho		65 92		
						87 N UT Martin	58 84	137 H Idaho		59 65		
								160 A Montana St.		61 69		
								175 A Northern Colo.		59 58		
								175 H Northern Colo.		54 51		
								192 A Montana		61 59		
								198 A Eastern Wash.		57 60		
								198 H Eastern Wash.		72 69		
								199 A Weber St.		85 78		
								199 H Weber St.		56 62		
								228 H Western Ill.		78 67		
								232 A Idaho St.		60 57		
								232 H Idaho St.		45 42		
								259 H Omaha		67 52		
								275 H Northern Ariz.		63 56		
								314 H North Dakota St.		71 54		
								328 H Southern Utah		68 56		
LAST 12 Division I GAMES:												
175 A Northern Colo.		59 58	328 H Southern Utah		68 56							
137 H Idaho		59 65	275 H Northern Ariz.		63 56							
198 H Eastern Wash.		72 69	192 A Montana		61 59							
199 A Weber St.		85 78	160 A Montana St.		61 69							
232 A Idaho St.		60 57	232 H Idaho St.		45 42							
175 H Northern Colo.		54 51	199 H Weber St.		56 62							

Non-Div I Games:

North Dakota

■ Loss,
 ■ Non-Conf,
 ■ S Site,
 ■ Home
 ■ A Away
 N Neutral

Average RPI Win:	307	WON-LOST	WINNING	LAST 10	STRENGTH OF	OPP. STRENGTH	TEAM	ADJ.	CONF.	ADJ CONF.
Average RPI Loss:	168	RECORD	PCT. RANK	GAMES	SCHEDULE	OF SCHEDULE	RPI	RPI	RPI	RPI
DIV. I ONLY	5- 20	310	2- 8	217	278	314	314	18	18	
DIV. I NON-CONF.	3- 8	258	0- 0	284	340	309	309	19	19	
TOTALS	RPI 1-25	RPI 26-50	W-L RECORDS	RPI 51-100	RPI 101-150	RPI 150+				
5- 20	0- 0	0- 0	OVERALL	0- 6	0- 5	5- 9				
3- 9	0- 0	0- 0	HOME	0- 4	0- 2	3- 3				
1- 9	0- 0	0- 0	AWAY	0- 2	0- 3	1- 4				
1- 2	0- 0	0- 0	NEUTRAL	0- 0	0- 0	1- 2				
3- 8	0- 0	0- 0	NON-CONFERENCE	0- 2	0- 1	3- 5				
1- 3	0- 0	0- 0	HOME	0- 2	0- 0	1- 1				
1- 3	0- 0	0- 0	AWAY	0- 0	0- 1	1- 2				
1- 2	0- 0	0- 0	NEUTRAL	0- 0	0- 0	1- 2				
2- 12	0- 0	0- 0	CONFERENCE	0- 4	0- 4	2- 4				
2- 6	0- 0	0- 0	HOME	0- 2	0- 2	2- 2				
0- 6	0- 0	0- 0	AWAY	0- 2	0- 2	0- 2				
0- 0	0- 0	0- 0	NEUTRAL	0- 0	0- 0	0- 0				

RPI 1-25			RPI 26-50			RPI 51-100			RPI 101+			Team's RPI:	314				
RPI	S	Opponent	Score	RPI	S	Opponent	Score	RPI	S	Opponent	Score						
								61	A	South Dakota St.	47	81	114	A	North Dakota	54	71
								61	H	South Dakota St.	63	81	126	A	IUPUI	44	67
								65	A	South Dakota	54	80	126	H	IUPUI	63	64
								65	H	South Dakota	94	96	147	A	Oral Roberts	58	59
								71	H	Maine	51	82	147	H	Oral Roberts	42	52
								93	H	New Mexico St.	69	79	168	N	Delaware	50	62
													228	H	Western Ill.	82	94
													230	H	Grand Canyon	67	76
													234	N	N.C. A&T	64	72
													249	A	San Diego St.	54	64
													259	A	Omaha	52	77
													259	H	Omaha	74	67
													280	N	Prairie View	79	58
													296	A	Denver	53	64
													296	H	Denver	45	55
													316	H	IPFW	94	85
													324	A	Kent St.	54	75
													338	H	Cal St. Fullerton	79	64
													344	A	NJIT	64	59
LAST 12 Division I GAMES:																	
296	H	Denver	45	55	316	H	IPFW	94	85								
259	H	Omaha	74	67	228	H	Western Ill.	82	94								
126	H	IUPUI	63	64	126	A	IUPUI	44	67								
61	A	South Dakota St.	47	81	65	H	South Dakota	94	96								
147	A	Oral Roberts	58	59	147	H	Oral Roberts	42	52								
65	A	South Dakota	54	80	296	A	Denver	53	64								

Non-Div I Games: Valley City St. 85 77 St. Mary (NE) 88 68

North Dakota St.

■ Loss,
 ■ Non-Conf, S Site,
 ■ Home
 ■ Away
 N Neutral

Average RPI Win: 321		WON-LOST	WINNING	LAST 10	STRENGTH OF	OPP. STRENGTH	TEAM	ADJ.	CONF.	ADJ CONF.
Average RPI Loss: 188		RECORD	PCT. RANK	GAMES	SCHEDULE	OF SCHEDULE	RPI	RPI	RPI	RPI
DIV. I ONLY		5- 20	310	2- 8	270	299	326	326	29	29
DIV. I NON-CONF.		2- 10	304	0- 0	237	286	312	312	28	28
TOTALS	RPI 1-25	RPI 26-50		W-L RECORDS		RPI 51-100	RPI 101-150	RPI 150+		
5- 20	0- 1	0- 0		OVERALL		0- 4	0- 2	5- 13		
3- 10	0- 0	0- 0		HOME		0- 2	0- 1	3- 7		
2- 10	0- 1	0- 0		AWAY		0- 2	0- 1	2- 6		
0- 0	0- 0	0- 0		NEUTRAL		0- 0	0- 0	0- 0		
2- 10	0- 1	0- 0		NON-CONFERENCE		0- 2	0- 1	2- 6		
1- 5	0- 0	0- 0		HOME		0- 1	0- 0	1- 4		
1- 5	0- 1	0- 0		AWAY		0- 1	0- 1	1- 2		
0- 0	0- 0	0- 0		NEUTRAL		0- 0	0- 0	0- 0		
3- 10	0- 0	0- 0		CONFERENCE		0- 2	0- 1	3- 7		
2- 5	0- 0	0- 0		HOME		0- 1	0- 1	2- 3		
1- 5	0- 0	0- 0		AWAY		0- 1	0- 0	1- 4		
0- 0	0- 0	0- 0		NEUTRAL		0- 0	0- 0	0- 0		

RPI 1-25				RPI 26-50				RPI 51-100				RPI 101+				Team's RPI: 326	
RPI	S	Opponent	Score	RPI	S	Opponent	Score	RPI	S	Opponent	Score	RPI	S	Opponent	Score		
17	A	Florida St.	28 80					57	H	Purdue	47 70	111	A	Mercer	54 68		
								69	A	FGCU	50 75	141	H	Jacksonville	39 73		
								69	H	FGCU	38 65	155	A	Alabama	47 69		
								82	A	Nebraska	46 91	191	A	Stetson	61 81		
												191	H	Stetson	56 67		
												200	A	USC Upstate	54 69		
												200	H	USC Upstate	61 75		
												255	H	Bethune-Cookman	49 53		
												256	H	UNCW	47 63		
												264	A	Georgia St.	63 76		
												281	H	Campbell	55 66		
												283	H	Towson	74 72		
												292	A	Kennesaw St.	54 76		
												292	H	Kennesaw St.	55 70		
												299	H	South Carolina St.	48 53		
												302	A	UMKC	62 55		
												331	A	Lipscomb	71 78		
												331	H	Lipscomb	78 70		
												344	A	NJIT	68 51		
												344	H	NJIT	72 49		
LAST 12 Division I GAMES:																	
				344	H	NJIT	72 49					191	A	Stetson	61 81		
				200	H	USC Upstate	61 75					69	H	FGCU	38 65		
				292	A	Kennesaw St.	54 76					200	A	USC Upstate	54 69		
				331	A	Lipscomb	71 78					344	A	NJIT	68 51		
				191	H	Stetson	56 67					331	H	Lipscomb	78 70		
				69	A	FGCU	50 75					292	H	Kennesaw St.	55 70		

Non-Div I Games:	Warner	60	51	Webber Int'l	60	72	Trinity Baptist	97	30
------------------	--------	----	----	--------------	----	----	-----------------	----	----

North Florida

Loss, Non-Conf, S Site, H Home A Away N Neutral

North Texas

Through Games Of Feb. 22, 2016

Average RPI Win:	200	WON-LOST	WINNING	LAST 10	STRENGTH OF	OPP. STRENGTH	TEAM	ADJ.	CONF.	ADJ CONF.
Average RPI Loss:	140	RECORD	PCT. RANK	GAMES	SCHEDULE	OF SCHEDULE	RPI	RPI	RPI	RPI
DIV. I ONLY	9- 15	244	2- 8	176	132	225	225	12	12	
DIV. I NON-CONF.	5- 5	160	0- 0	206	223	181	181	10	10	
TOTALS	RPI 1-25	RPI 26-50	W-L RECORDS	RPI 51-100	RPI 101-150	RPI 150+				
9- 15	0- 1	1- 1	OVERALL	0- 2	2- 4	6- 7				
4- 8	0- 1	0- 0	HOME	0- 2	2- 3	2- 2				
5- 7	0- 0	1- 1	AWAY	0- 0	0- 1	4- 5				
0- 0	0- 0	0- 0	NEUTRAL	0- 0	0- 0	0- 0				
5- 5	0- 0	1- 0	NON-CONFERENCE	0- 0	1- 3	3- 2				
2- 3	0- 0	0- 0	HOME	0- 0	1- 2	1- 1				
3- 2	0- 0	1- 0	AWAY	0- 0	0- 1	2- 1				
0- 0	0- 0	0- 0	NEUTRAL	0- 0	0- 0	0- 0				
4- 10	0- 1	0- 1	CONFERENCE	0- 2	1- 1	3- 5				
2- 5	0- 1	0- 0	HOME	0- 2	1- 1	1- 1				
2- 5	0- 0	0- 1	AWAY	0- 0	0- 0	2- 4				
0- 0	0- 0	0- 0	NEUTRAL	0- 0	0- 0	0- 0				

RPI 1-25				RPI 26-50				RPI 51-100				RPI 101+ Team's RPI: 225			
RPI	S	Opponent	Score	RPI	S	Opponent	Score	RPI	S	Opponent	Score	RPI	S	Opponent	Score
25	H	UTEP	67 75	34	A	Oklahoma	61 57	70	H	Middle Tenn.	52 76	102	H	San Francisco	61 69
				49	A	Western Ky.	53 65	75	H	Charlotte	70 82	119	A	Iona	51 62
												126	H	IUPUI	68 67
												134	H	Arizona	44 51
												143	H	Old Dominion	48 65
												146	H	UAB	53 51
												151	A	Southern Miss.	38 57
												153	A	Marshall	71 63
												171	H	SMU	60 57
												172	A	Louisiana Tech	71 77
												189	A	Fla. Atlantic	61 71
												199	H	Weber St.	38 45
												223	A	Texas St.	62 64
												224	A	Rice	97 100
												224	H	Rice	73 79
												265	H	UTSA	68 58
												274	A	La Salle	69 63
												301	A	FIU	58 40
												332	A	Incarinate Word	62 55
LAST 12 Division I GAMES:															
189	A	Fla. Atlantic	61 71	224	H	Rice	73 79								
301	A	FIU	58 40	146	H	UAB	53 51								
75	H	Charlotte	70 82	70	H	Middle Tenn.	52 76								
143	H	Old Dominion	48 65	49	A	Western Ky.	53 65								
172	A	Louisiana Tech	71 77	153	A	Marshall	71 63								
151	A	Southern Miss.	38 57	224	A	Rice	97 100								

Non-Div I Games:

North Texas

■ Loss,
 ■ Non-Conf,
 ■ S Site,
 ■ H Home
 ■ A Away
 N Neutral

Northeastern

Through Games Of Feb. 22, 2016

Average RPI Win:	203	WON-LOST	WINNING	LAST 10	STRENGTH OF	OPP. STRENGTH	TEAM	ADJ.	CONF.	ADJ CONF.
Average RPI Loss:	113	RECORD	PCT. RANK	GAMES	SCHEDULE	OF SCHEDULE	RPI	RPI	RPI	RPI
DIV. I ONLY	12- 14	196	5- 5	102	162	159	159	13	13	
DIV. I NON-CONF.	5- 6	180	0- 0	121	221	184	184	11	11	
TOTALS	RPI 1-25	RPI 26-50	W-L RECORDS	RPI 51-100	RPI 101-150	RPI 150+				
12- 14	0- 1	0- 3	OVERALL	3- 4	0- 2	9- 4				
5- 8	0- 1	0- 1	HOME	1- 3	0- 1	4- 2				
7- 4	0- 0	0- 1	AWAY	2- 1	0- 0	5- 2				
0- 2	0- 0	0- 1	NEUTRAL	0- 0	0- 1	0- 0				
5- 6	0- 1	0- 1	NON-CONFERENCE	1- 1	0- 2	4- 1				
2- 4	0- 1	0- 0	HOME	1- 1	0- 1	1- 1				
3- 0	0- 0	0- 0	AWAY	0- 0	0- 0	3- 0				
0- 2	0- 0	0- 1	NEUTRAL	0- 0	0- 1	0- 0				
7- 8	0- 0	0- 2	CONFERENCE	2- 3	0- 0	5- 3				
3- 4	0- 0	0- 1	HOME	0- 2	0- 0	3- 1				
4- 4	0- 0	0- 1	AWAY	2- 1	0- 0	2- 2				
0- 0	0- 0	0- 0	NEUTRAL	0- 0	0- 0	0- 0				

RPI 1-25				RPI 26-50				RPI 51-100				RPI 101+ Team's RPI: 159			
RPI	S	Opponent	Score	RPI	S	Opponent	Score	RPI	S	Opponent	Score	RPI	S	Opponent	Score
23	H	Michigan St.	51 77	28	N	Missouri	56 69	71	H	Maine	56 44	118	H	Boston College	45 71
				40	A	James Madison	62 85	74	A	Hofstra	50 75	133	N	Fresno St.	55 69
				40	H	James Madison	52 61	81	A	Drexel	73 65	168	A	Delaware	52 59
								81	H	Drexel	49 53	168	H	Delaware	57 54
								97	A	Elon	67 61	194	A	William & Mary	62 69
								97	H	Elon	54 56	194	H	William & Mary	69 68
								99	H	Quinnipiac	60 71	210	H	Canisius	57 68
												221	A	Siena	70 67
												229	A	Col. of Charleston	52 49
												238	A	New Hampshire	66 54
												256	A	UNCW	72 66
												256	H	UNCW	69 52
												283	H	Towson	71 72
												285	H	UMES	60 49
												345	A	Boston U.	77 44
LAST 12 Division I GAMES:															
256	H	UNCW	69 52	194	A	William & Mary	62 69								
168	H	Delaware	57 54	97	H	Elon	54 56								
97	A	Elon	67 61	81	H	Drexel	49 53								
256	A	UNCW	72 66	74	A	Hofstra	50 75								
40	H	James Madison	52 61	40	A	James Madison	62 85								
229	A	Col. of Charleston	52 49	194	H	William & Mary	69 68								

Non-Div I Games:

Northeastern

■ Loss,
 ■ Non-Conf, S Site,
 ■ Home
 ■ Away
 N Neutral

Average RPI Win:	295	WON-LOST	WINNING	LAST 10	STRENGTH OF	OPP. STRENGTH	TEAM	ADJ.	CONF.	ADJ CONF.
Average RPI Loss:	151	RECORD	PCT. RANK	GAMES	SCHEDULE	OF SCHEDULE	RPI	RPI	RPI	RPI
DIV. I ONLY	4- 20	321	1- 9	72	325	275	275	20	20	
DIV. I NON-CONF.	2- 7	280	0- 0	107	198	223	223	22	22	
TOTALS	RPI 1-25	RPI 26-50	W-L RECORDS	RPI 51-100	RPI 101-150	RPI 150+				
4- 20	0- 1	0- 0	OVERALL	0- 3	0- 5	4- 11				
3- 6	0- 0	0- 0	HOME	0- 0	0- 2	3- 4				
1- 13	0- 1	0- 0	AWAY	0- 3	0- 2	1- 7				
0- 1	0- 0	0- 0	NEUTRAL	0- 0	0- 1	0- 0				
2- 7	0- 1	0- 0	NON-CONFERENCE	0- 3	0- 2	2- 1				
1- 1	0- 0	0- 0	HOME	0- 0	0- 1	1- 0				
1- 5	0- 1	0- 0	AWAY	0- 3	0- 0	1- 1				
0- 1	0- 0	0- 0	NEUTRAL	0- 0	0- 1	0- 0				
2- 13	0- 0	0- 0	CONFERENCE	0- 0	0- 3	2- 10				
2- 5	0- 0	0- 0	HOME	0- 0	0- 1	2- 4				
0- 8	0- 0	0- 0	AWAY	0- 0	0- 2	0- 6				
0- 0	0- 0	0- 0	NEUTRAL	0- 0	0- 0	0- 0				





















































RPI 1-25				RPI 26-50				RPI 51-100				RPI 101+ Team's RPI: 275			
RPI	S	Opponent	Score	RPI	S	Opponent	Score	RPI	S	Opponent	Score	RPI	S	Opponent	Score
25	A	UTEP	66 77					82	A	Nebraska	67 90	114	A	North Dakota	56 63
								93	A	New Mexico St.	53 87	121	H	Hawaii	52 61
								96	A	Iowa St.	63 79	135	N	Long Beach St.	48 69
												137	A	Idaho	59 76
												137	H	Idaho	51 72
												160	A	Montana St.	77 86
												160	H	Montana St.	72 83
												175	A	Northern Colo.	55 79
												176	A	Colorado	66 90
												192	A	Montana	58 81
												192	H	Montana	57 61
												198	A	Eastern Wash.	65 72
												198	H	Eastern Wash.	71 81
												199	A	Weber St.	88 95
												199	H	Weber St.	56 76
												232	A	Idaho St.	61 71
												232	H	Idaho St.	63 62
												284	H	Lamar	75 63
												328	H	Southern Utah	57 48
												337	A	UC Irvine	71 55
LAST 12 Division I GAMES:															
199	A	Weber St.	88 95	232	H	Idaho St.	63 62								
232	A	Idaho St.	61 71	199	H	Weber St.	56 76								
192	H	Montana	57 61	175	A	Northern Colo.	55 79								
160	H	Montana St.	72 83	114	A	North Dakota	56 63								
137	A	Idaho	59 76	198	H	Eastern Wash.	71 81								
198	A	Eastern Wash.	65 72	137	H	Idaho	51 72								

Non-Div I Games: N.M. Highlands 91 43 Dixie St. 68 66

Northern Ariz.

■ Loss,
■ Non-Conf, S Site,
■ Home
■ Away
N Neutral

Average RPI Win: 227	WON-LOST	WINNING	LAST 10	STRENGTH OF	OPP. STRENGTH	TEAM	ADJ.	CONF.	ADJ CONF.
Average RPI Loss: 145	RECORD	PCT. RANK	GAMES	SCHEDULE	OF SCHEDULE	RPI	RPI	RPI	RPI
DIV. I ONLY	10- 13	218	4- 6	93	266	175	175	20	20
DIV. I NON-CONF.	4- 5	193	0- 0	175	89	171	171	22	22
TOTALS	RPI 1-25	RPI 26-50	W-L RECORDS	RPI 51-100	RPI 101-150	RPI 150+			
10- 13	0- 0	0- 1	OVERALL	0- 2	2- 3	8- 7			
6- 4	0- 0	0- 1	HOME	0- 1	1- 1	5- 1			
2- 9	0- 0	0- 0	AWAY	0- 1	0- 2	2- 6			
2- 0	0- 0	0- 0	NEUTRAL	0- 0	1- 0	1- 0			
4- 5	0- 0	0- 1	NON-CONFERENCE	0- 2	1- 0	3- 2			
1- 2	0- 0	0- 1	HOME	0- 1	0- 0	1- 0			
1- 3	0- 0	0- 0	AWAY	0- 1	0- 0	1- 2			
2- 0	0- 0	0- 0	NEUTRAL	0- 0	1- 0	1- 0			
6- 8	0- 0	0- 0	CONFERENCE	0- 0	1- 3	5- 5			
5- 2	0- 0	0- 0	HOME	0- 0	1- 1	4- 1			
1- 6	0- 0	0- 0	AWAY	0- 0	0- 2	1- 4			
0- 0	0- 0	0- 0	NEUTRAL	0- 0	0- 0	0- 0			

RPI 1-25	RPI 26-50	RPI 51-100	RPI 101+ Team's RPI: 175
RPI S Opponent Score	RPI S Opponent Score	RPI S Opponent Score	RPI S Opponent Score
	44  Colorado St. 46  62	59  St. Mary's (CA) 52  65	114  North Dakota 51  54
		61  South Dakota St. 62  66	114  North Dakota 58  59
			129 N Akron 78 65
			137  Idaho 56  66
			137  Idaho 70 68
			160  Montana St. 58  66
			176  Colorado 41  63
			192  Montana 46  58
			198  Eastern Wash. 55  59
			198  Eastern Wash. 57  66
			199  Weber St. 79  82
			199  Weber St. 65 63
			203  Utah St. 74 60
			230  Grand Canyon 59  69
			232  Idaho St. 61 59
			232  Idaho St. 48 47
			243 N Valparaiso 77 63
			275  Northern Ariz. 79 55
			296  Denver 60 51
			328  Southern Utah 64 44
LAST 12 Division I GAMES:			
114  North Dakota 58  59	275  Northern Ariz. 79 55		
198  Eastern Wash. 57  66	328  Southern Utah 64 44		
137  Idaho 70 68	160  Montana St. 58  66		
232  Idaho St. 61 59	192  Montana 46  58		
199  Weber St. 79  82	199  Weber St. 65 63		
114  North Dakota 51  54	232  Idaho St. 48 47		

Non-Div I Games: Western St. 101 48

Northern Colo.

Average RPI Win: 254	WON-LOST	WINNING	LAST 10	STRENGTH OF	OPP. STRENGTH	TEAM	ADJ.	CONF.	ADJ CONF.
Average RPI Loss: 144	RECORD	PCT. RANK	GAMES	SCHEDULE	OF SCHEDULE	RPI	RPI	RPI	RPI
DIV. I ONLY	9- 15	244	2- 4	256	175	261	261	11	11
DIV. I NON-CONF.	6- 4	125	1- 0	348	279	258	258	13	13
TOTALS	RPI 1-25	RPI 26-50	W-L RECORDS	RPI 51-100	RPI 101-150	RPI 150+			
9- 15	0- 0	0- 2	OVERALL	0- 6	3- 0	6- 7			
5- 5	0- 0	0- 1	HOME	0- 3	2- 0	3- 1			
2- 9	0- 0	0- 1	AWAY	0- 3	1- 0	1- 5			
2- 1	0- 0	0- 0	NEUTRAL	0- 0	0- 0	2- 1			
6- 4	0- 0	0- 0	NON-CONFERENCE	0- 0	1- 0	5- 4			
3- 0	0- 0	0- 0	HOME	0- 0	1- 0	2- 0			
1- 3	0- 0	0- 0	AWAY	0- 0	0- 0	1- 3			
2- 1	0- 0	0- 0	NEUTRAL	0- 0	0- 0	2- 1			
3- 11	0- 0	0- 2	CONFERENCE	0- 6	2- 0	1- 3			
2- 5	0- 0	0- 1	HOME	0- 3	1- 0	1- 1			
1- 6	0- 0	0- 1	AWAY	0- 3	1- 0	0- 2			
0- 0	0- 0	0- 0	NEUTRAL	0- 0	0- 0	0- 0			

RPI S	Opponent	Score	RPI S	Opponent	Score	RPI S	Opponent	Score	RPI S	Opponent	Score	Team's RPI: 261
29	A Ohio	70 95	29	H Ohio	47 72	72	H Ball St.	57 73	109	H Drake	87 73	
						84	A Central Mich.	63 95	129	A Akron	65 58	
						84	H Central Mich.	67 73	139	H Buffalo	76 74	
						91	A Eastern Mich.	60 84	165	A SIUE	67 93	
						91	H Eastern Mich.	80 87	173	A Milwaukee	58 73	
						98	A Toledo	59 66	181	A Wisconsin	62 89	
									218	N Kansas	58 66	
									253	H Bowling Green	43 58	
									267	A Miami (OH)	60 66	
									267	H Miami (OH)	92 73	
									304	H Bradley	68 64	
									319	N Illinois St.	68 59	
									324	A Kent St.	85 95	
									338	N Cal St. Fullerton	72 49	
									339	H Eastern Ill.	79 63	
									340	A Chicago St.	68 50	
LAST 12 Division I GAMES:												
338	N Cal St. Fullerton	72 49	139	H Buffalo	76 74							
91	A Eastern Mich.	60 84	324	A Kent St.	85 95							
72	H Ball St.	57 73	29	H Ohio	47 72							
84	H Central Mich.	67 73	253	H Bowling Green	43 58							
267	H Miami (OH)	92 73	98	A Toledo	59 66							
29	A Ohio	70 95	84	A Central Mich.	63 95							

Non-Div I Games: Wis. Lutheran 69 42

Northern Ill.

■ Loss,
 ■ Non-Conf,
 ■ S Site,
 ■ H Home
 ■ A Away
 N Neutral

Average RPI Win:	216	WON-LOST	WINNING	LAST 10	STRENGTH OF	OPP. STRENGTH	TEAM	ADJ.	CONF.	ADJ CONF.
Average RPI Loss:	126	RECORD	PCT. RANK	GAMES	SCHEDULE	OF SCHEDULE	RPI	RPI	RPI	RPI
DIV. I ONLY	14- 9	105	6- 4	186	145	138	138	14	14	
DIV. I NON-CONF.	6- 3	99	0- 0	271	113	166	166	16	16	
TOTALS	RPI 1-25	RPI 26-50	W-L RECORDS	RPI 51-100	RPI 101-150	RPI 150+				
14- 9	0- 1	0- 1	OVERALL	1- 2	1- 1	12- 4				
7- 6	0- 1	0- 1	HOME	1- 1	0- 1	6- 2				
7- 3	0- 0	0- 0	AWAY	0- 1	1- 0	6- 2				
0- 0	0- 0	0- 0	NEUTRAL	0- 0	0- 0	0- 0				
6- 3	0- 1	0- 0	NON-CONFERENCE	1- 0	0- 1	5- 1				
4- 2	0- 1	0- 0	HOME	1- 0	0- 1	3- 0				
2- 1	0- 0	0- 0	AWAY	0- 0	0- 0	2- 1				
0- 0	0- 0	0- 0	NEUTRAL	0- 0	0- 0	0- 0				
8- 6	0- 0	0- 1	CONFERENCE	0- 2	1- 0	7- 3				
3- 4	0- 0	0- 1	HOME	0- 1	0- 0	3- 2				
5- 2	0- 0	0- 0	AWAY	0- 1	1- 0	4- 1				
0- 0	0- 0	0- 0	NEUTRAL	0- 0	0- 0	0- 0				

RPI 1-25				RPI 26-50				RPI 51-100				RPI 101+ Team's RPI: 138			
RPI	S	Opponent	Score	RPI	S	Opponent	Score	RPI	S	Opponent	Score	RPI	S	Opponent	Score
14	H	Kentucky	65 84	27	H	Green Bay	73 81	88	H	Marquette	83 78	129	H	Akron	75 77
								100	A	Wright St.	61 66	131	A	Youngstown St.	88 77
								100	H	Wright St.	65 76	154	A	Detroit	65 66
												154	H	Detroit	81 60
												173	H	Milwaukee	60 86
												195	A	Cincinnati	68 71
												205	A	Oakland	75 71
												205	H	Oakland	80 64
												209	H	Indiana St.	73 67
												219	A	Robert Morris	72 70
												220	A	Ill.-Chicago	72 61
												220	H	Ill.-Chicago	55 53
												243	A	Valparaiso	68 50
												243	H	Valparaiso	60 61
												267	A	Miami (OH)	71 57
												272	H	Tennessee Tech	88 62
												277	A	Cleveland St.	83 51
												316	H	IPFW	77 64
LAST 12 Division I GAMES:															
205	H	Oakland	80 64	277	A	Cleveland St.	83 51								
154	H	Detroit	81 60	173	H	Milwaukee	60 86								
100	H	Wright St.	65 76	27	H	Green Bay	73 81								
243	A	Valparaiso	68 50	154	A	Detroit	65 66								
220	A	Ill.-Chicago	72 61	205	A	Oakland	75 71								
131	A	Youngstown St.	88 77	100	A	Wright St.	61 66								

Non-Div I Games: West Virginia St. 92 47 Ind.-Kokomo 104 33

Northern Ky.

Loss, Non-Conf, S Site, H Home A Away N Neutral

Northwestern

Through Games Of Feb. 22, 2016

Average RPI Win:	179	WON-LOST	WINNING	LAST 10	STRENGTH OF	OPP. STRENGTH	TEAM	ADJ.	CONF.	ADJ CONF.
Average RPI Loss:	54	RECORD	PCT. RANK	GAMES	SCHEDULE	OF SCHEDULE	RPI	RPI	RPI	RPI
DIV. I ONLY	15- 13	155	2- 8	69	66	106	106	5	5	
DIV. I NON-CONF.	11- 1	16	0- 0	214	276	64	64	4	4	
TOTALS	RPI 1-25	RPI 26-50	W-L RECORDS	RPI 51-100	RPI 101-150	RPI 150+				
15- 13	1- 5	0- 1	OVERALL	1- 5	3- 2	10- 0				
8- 7	1- 2	0- 1	HOME	1- 3	1- 1	5- 0				
4- 6	0- 0	0- 0	AWAY	0- 0	1- 1	3- 0				
3- 0	0- 0	0- 0	NEUTRAL	0- 0	1- 0	2- 0				
11- 1	0- 1	0- 0	NON-CONFERENCE	0- 0	3- 0	8- 0				
6- 1	0- 1	0- 0	HOME	0- 0	1- 0	5- 0				
2- 0	0- 0	0- 0	AWAY	0- 0	1- 0	1- 0				
3- 0	0- 0	0- 0	NEUTRAL	0- 0	1- 0	2- 0				
4- 12	1- 4	0- 1	CONFERENCE	1- 5	0- 2	2- 0				
2- 6	1- 1	0- 1	HOME	1- 3	0- 1	0- 0				
2- 6	0- 3	0- 0	AWAY	0- 2	0- 1	2- 0				
0- 0	0- 0	0- 0	NEUTRAL	0- 0	0- 0	0- 0				

RPI 1-25				RPI 26-50				RPI 51-100				RPI 101+ Team's RPI: 106			
RPI	S	Opponent	Score	RPI	S	Opponent	Score	RPI	S	Opponent	Score	RPI	S	Opponent	Score
5	A	Ohio St.	73 76	46	H	Indiana	84 91	52	A	Rutgers	59 61	115	H	Western Mich.	86 62
5	H	Ohio St.	86 82					55	H	Iowa	64 79	125	A	North Carolina	85 72
11	A	Maryland	62 80					57	H	Purdue	71 85	130	A	Penn St.	72 79
11	H	Maryland	70 79					80	A	Minnesota	92 95	130	H	Penn St.	54 73
22	H	DePaul	64 77					80	H	Minnesota	106 112	140	N	Creighton	75 52
23	A	Michigan St.	51 74					82	H	Nebraska	85 62	152	A	Illinois	69 59
												162	N	East Carolina	78 75
												173	H	Milwaukee	69 44
												178	A	Loyola Chicago	81 72
												181	A	Wisconsin	71 53
												198	N	Eastern Wash.	74 70
												232	H	Idaho St.	72 36
												302	H	UMKC	80 38
												312	H	Alcorn	91 47
												333	H	Howard	89 49
LAST 12 Division I GAMES:															
181	A	Wisconsin	71 53	55	H	Iowa	64 79								
130	H	Penn St.	54 73	5	A	Ohio St.	73 76								
11	H	Maryland	70 79	46	H	Indiana	84 91								
52	A	Rutgers	59 61	80	A	Minnesota	92 95								
80	H	Minnesota	106 112	11	A	Maryland	62 80								
152	A	Illinois	69 59	5	H	Ohio St.	86 82								

Non-Div I Games:

Northwestern

■ Loss,
■ Non-Conf, S Site,
■ Home
■ Away
N Neutral

Average RPI Win:	260	WON-LOST	WINNING	LAST 10	STRENGTH OF	OPP. STRENGTH	TEAM	ADJ.	CONF.	ADJ CONF.
Average RPI Loss:	128	RECORD	PCT. RANK	GAMES	SCHEDULE	OF SCHEDULE	RPI	RPI	RPI	RPI
DIV. I ONLY	12- 10	143	6- 4	95	310	128	128	27	27	
DIV. I NON-CONF.	2- 5	253	0- 0	4	253	120	120	26	26	
TOTALS	RPI 1-25	RPI 26-50	W-L RECORDS	RPI 51-100	RPI 101-150	RPI 150+				
12- 10	0- 2	0- 0	OVERALL	0- 2	1- 2	11- 4				
9- 1	0- 0	0- 0	HOME	0- 0	0- 1	9- 0				
3- 8	0- 1	0- 0	AWAY	0- 0	1- 0	2- 0				
0- 1	0- 0	0- 0	NEUTRAL	0- 0	0- 1	0- 0				
2- 5	0- 2	0- 0	NON-CONFERENCE	0- 1	0- 1	2- 1				
2- 0	0- 0	0- 0	HOME	0- 0	0- 0	2- 0				
0- 4	0- 2	0- 0	AWAY	0- 1	0- 0	0- 1				
0- 1	0- 0	0- 0	NEUTRAL	0- 0	0- 1	0- 0				
10- 5	0- 0	0- 0	CONFERENCE	0- 1	1- 1	9- 3				
7- 1	0- 0	0- 0	HOME	0- 0	0- 1	7- 0				
3- 4	0- 0	0- 0	AWAY	0- 1	1- 0	2- 3				
0- 0	0- 0	0- 0	NEUTRAL	0- 0	0- 0	0- 0				

RPI 1-25				RPI 26-50				RPI 51-100				RPI 101+ Team's RPI: 128			
RPI	S	Opponent	Score	RPI	S	Opponent	Score	RPI	S	Opponent	Score	RPI	S	Opponent	Score
3	A	Baylor	44 86					68	A	Abilene Christian	46 67	110	A	Central Ark.	60 56
6	A	Texas	33 86					93	A	New Mexico St.	54 65	110	H	Central Ark.	49 74
												135	N	Long Beach St.	59 60
												161	A	McNeese St.	74 78
												161	H	McNeese St.	85 64
												171	A	SMU	36 74
												179	H	Grambling	71 62
												211	A	Stephen F. Austin	52 68
												237	H	Sam Houston St.	69 49
												246	H	Houston Baptist	55 44
												284	A	Lamar	73 51
												298	H	Jackson St.	59 54
												309	H	Southeastern La.	82 62
												313	H	A&M-Corpus Christi	60 43
												317	A	Nicholls St.	61 70
												317	H	Nicholls St.	66 62
												332	A	Incarnate Word	53 48
												335	H	New Orleans	70 53
LAST 12 Division I GAMES:															
335	H	New Orleans	70 53	110	H	Central Ark.	49 74								
317	H	Nicholls St.	66 62	161	A	McNeese St.	74 78								
161	H	McNeese St.	85 64	317	A	Nicholls St.	61 70								
110	A	Central Ark.	60 56	284	A	Lamar	73 51								
211	A	Stephen F. Austin	52 68	313	H	A&M-Corpus Christi	60 43								
309	H	Southeastern La.	82 62	332	A	Incarnate Word	53 48								

Non-Div I Games: LeTourneau 73 44 Xavier (LA) 73 57 LSU-Alexandria 94 65 Central Baptist 86 56 Northwestern St.

Loss, Non-Conf, S Site, H Home A Away N Neutral

Through Games of Feb. 11, 1910									
Average RPI Win: 79	WON-LOST	WINNING	LAST 10	STRENGTH OF	OPP. STRENGTH	TEAM	ADJ.	CONF.	ADJ CONF.
Average RPI Loss: 4	RECORD	PCT. RANK	GAMES	SCHEDULE	OF SCHEDULE	RPI	RPI	RPI	RPI
DIV. I ONLY	26- 1	3	8- 0	2	6	1	1	4	4
DIV. I NON-CONF.	12- 1	9	1- 0	7	2	2	2	5	5
TOTALS	RPI 1-25	RPI 26-50	W-L RECORDS	RPI 51-100	RPI 101-150	RPI 150+			
26- 1	8- 1	2- 0	OVERALL	8- 0	6- 0	2- 0			
12- 0	5- 0	2- 0	HOME	3- 0	2- 0	0- 0			
12- 1	2- 1	0- 0	AWAY	5- 0	4- 0	1- 0			
2- 0	1- 0	0- 0	NEUTRAL	0- 0	0- 0	1- 0			
12- 1	5- 1	0- 0	NON-CONFERENCE	4- 0	1- 0	2- 0			
6- 0	4- 0	0- 0	HOME	2- 0	0- 0	0- 0			
4- 1	0- 1	0- 0	AWAY	2- 0	1- 0	1- 0			
2- 0	1- 0	0- 0	NEUTRAL	0- 0	0- 0	1- 0			
14- 0	3- 0	2- 0	CONFERENCE	4- 0	5- 0	0- 0			
6- 0	1- 0	2- 0	HOME	1- 0	2- 0	0- 0			
8- 0	2- 0	0- 0	AWAY	3- 0	3- 0	0- 0			
0- 0	0- 0	0- 0	NEUTRAL	0- 0	0- 0	0- 0			

RPI	S	Opponent	Score	RPI	S	Opponent	Score	RPI	S	Opponent	Score	RPI	S	Opponent	Score
4	A	UConn	81 91	26	H	Miami (FL)	90 69	53	A	Duke	68 61	104	A	Saint Joseph's	91 55
5	H	Ohio St.	75 72	42	H	North Carolina St.	82 46	61	A	South Dakota St.	75 64	113	A	Wake Forest	86 52
7	H	Oregon St.	62 61					76	A	Georgia Tech	54 42	117	H	Virginia Tech	80 41
9	N	UCLA	92 84					76	H	Georgia Tech	85 76	118	A	Boston College	63 50
15	A	Louisville	66 61					86	A	TCU	88 72	122	A	Pittsburgh	65 55
16	H	Syracuse	90 62					89	H	Bucknell	85 54	125	H	North Carolina	88 54
17	A	Florida St.	73 66					92	A	Virginia	74 46	243	A	Valparaiso	110 54
22	H	DePaul	95 90					98	H	Toledo	74 39	296	N	Denver	94 52
24	H	Tennessee	79 66												
LAST 12 Division I GAMES:															
9	N	UCLA	92 84	53	A	Duke	68 61								
17	A	Florida St.	73 66	76	A	Georgia Tech	54 42								
113	A	Wake Forest	86 52	117	H	Virginia Tech	80 41								
26	H	Miami (FL)	90 69	16	H	Syracuse	90 62								
15	A	Louisville	66 61	24	H	Tennessee	79 66								
42	H	North Carolina St.	82 46	118	A	Boston College	63 50								

Non-Div I Games:

Notre Dame

Average RPI Win:	248	WON-LOST	WINNING	LAST 10	STRENGTH OF	OPP. STRENGTH	TEAM	ADJ.	CONF.	ADJ CONF.
Average RPI Loss:	150	RECORD	PCT. RANK	GAMES	SCHEDULE	OF SCHEDULE	RPI	RPI	RPI	RPI
DIV. I ONLY	12- 12	168	4- 6	282	183	205	205	14	14	
DIV. I NON-CONF.	6- 3	99	0- 0	343	291	233	233	16	16	
TOTALS	RPI 1-25	RPI 26-50	W-L RECORDS	RPI 51-100	RPI 101-150	RPI 150+				
12- 12	0- 1	1- 0	OVERALL	0- 3	0- 4	11- 4				
5- 5	0- 1	0- 0	HOME	0- 2	0- 2	5- 0				
7- 7	0- 0	1- 0	AWAY	0- 1	0- 2	6- 4				
0- 0	0- 0	0- 0	NEUTRAL	0- 0	0- 0	0- 0				
6- 3	0- 1	0- 0	NON-CONFERENCE	0- 1	0- 0	6- 1				
2- 2	0- 1	0- 0	HOME	0- 1	0- 0	2- 0				
4- 1	0- 0	0- 0	AWAY	0- 0	0- 0	4- 1				
0- 0	0- 0	0- 0	NEUTRAL	0- 0	0- 0	0- 0				
6- 9	0- 0	1- 0	CONFERENCE	0- 2	0- 4	5- 3				
3- 3	0- 0	0- 0	HOME	0- 1	0- 2	3- 0				
3- 6	0- 0	1- 0	AWAY	0- 1	0- 2	2- 3				
0- 0	0- 0	0- 0	NEUTRAL	0- 0	0- 0	0- 0				

RPI 1-25				RPI 26-50				RPI 51-100				RPI 101+				Team's RPI: 205	
RPI	S	Opponent	Score	RPI	S	Opponent	Score	RPI	S	Opponent	Score	RPI	S	Opponent	Score		
23	H	Michigan St.	62 82	27	A	Green Bay	58 56	84	H	Central Mich.	87 110	131	A	Youngstown St.	63 67		
								100	A	Wright St.	63 79	131	H	Youngstown St.	77 96		
								100	H	Wright St.	72 77	138	A	Northern Ky.	64 80		
												138	H	Northern Ky.	71 75		
												154	A	Detroit	79 73		
												173	A	Milwaukee	64 77		
												220	A	Ill.-Chicago	78 76		
												220	H	Ill.-Chicago	78 73		
												227	H	Dartmouth	78 60		
												243	A	Valparaiso	66 81		
												243	H	Valparaiso	87 77		
												267	A	Miami (OH)	54 65		
												277	A	Cleveland St.	75 88		
												277	H	Cleveland St.	79 69		
												295	A	Vermont	74 68		
												308	A	Niagara	77 67		
												316	H	IPFW	81 74		
												340	A	Chicago St.	74 51		
												347	A	Norfolk St.	83 73		
LAST 12 Division I GAMES:																	
138	A	Northern Ky.	64 80	173	A	Milwaukee	64 77										
100	A	Wright St.	63 79	27	A	Green Bay	58 56										
220	H	Ill.-Chicago	78 73	154	A	Detroit	79 73										
243	H	Valparaiso	87 77	100	H	Wright St.	72 77										
277	A	Cleveland St.	75 88	138	H	Northern Ky.	71 75										
131	A	Youngstown St.	63 67	243	A	Valparaiso	66 81										

Non-Div I Games: Rochester College 83 49 Mich.-Dearborn 123 38

Oakland

Loss, Non-Conf, S Site, H Home A Away N Neutral

Average RPI Win:	174	WON-LOST	WINNING	LAST 10	STRENGTH OF	OPP. STRENGTH	TEAM	ADJ.	CONF.	ADJ CONF.
Average RPI Loss:	99	RECORD	PCT. RANK	GAMES	SCHEDULE	OF SCHEDULE	RPI	RPI	RPI	RPI
DIV. I ONLY	21- 4	23	9- 1	119	112	29	29	11	11	
DIV. I NON-CONF.	8- 3	77	0- 0	185	66	62	62	13	13	
TOTALS	RPI 1-25	RPI 26-50	W-L RECORDS	RPI 51-100	RPI 101-150	RPI 150+				
21- 4	0- 1	1- 0	OVERALL	7- 1	3- 1	10- 1				
9- 0	0- 0	0- 0	HOME	3- 0	2- 0	4- 0				
8- 4	0- 0	0- 0	AWAY	3- 1	1- 0	4- 0				
4- 0	0- 0	1- 0	NEUTRAL	1- 0	0- 0	2- 0				
8- 3	0- 1	1- 0	NON-CONFERENCE	2- 1	0- 0	5- 1				
3- 0	0- 0	0- 0	HOME	1- 0	0- 0	2- 0				
1- 3	0- 1	0- 0	AWAY	0- 1	0- 0	1- 1				
4- 0	0- 0	1- 0	NEUTRAL	1- 0	0- 0	2- 0				
13- 1	0- 0	0- 0	CONFERENCE	5- 0	3- 1	5- 0				
6- 0	0- 0	0- 0	HOME	2- 0	2- 0	2- 0				
7- 1	0- 0	0- 0	AWAY	3- 0	1- 1	3- 0				
0- 0	0- 0	0- 0	NEUTRAL	0- 0	0- 0	0- 0				

RPI S	Opponent	Score	RPI S	Opponent	Score	Team's RPI: 29	RPI S	Opponent	Score	RPI S	Opponent	Score
18 A	Duquesne	47 64	46 N	Indiana	63 56		69 N	FGCU	69 57	115 H	Western Mich.	73 63
							70 H	Middle Tenn.	72 49	129 A	Akron	101 73
							72 A	Ball St.	68 67	129 H	Akron	75 55
							72 H	Ball St.	73 48	139 A	Buffalo	43 51
							84 H	Central Mich.	86 84	152 A	Illinois	53 62
							85 A	Vanderbilt	59 62	162 N	East Carolina	64 61
							91 A	Eastern Mich.	71 64	253 A	Bowling Green	72 57
							98 A	Toledo	77 57	256 A	UNCW	75 59
										260 H	Saint Francis (PA)	91 65
										261 A	Northern Ill.	72 47
										261 H	Northern Ill.	95 70
										267 H	Miami (OH)	72 44
										316 H	IPFW	79 52
										318 N	Winthrop	75 54
										324 A	Kent St.	93 54
LAST 12 Division I GAMES:												
129 A	Akron	101 73	129 H	Akron	75 55							
267 H	Miami (OH)	72 44	261 A	Northern Ill.	72 47							
98 A	Toledo	77 57	324 A	Kent St.	93 54							
261 H	Northern Ill.	95 70	84 H	Central Mich.	86 84							
139 A	Buffalo	43 51	91 A	Eastern Mich.	71 64							
72 A	Ball St.	68 67	253 A	Bowling Green	72 57							

Non-Div I Games:

Ohio

■ Loss,
■ Non-Conf, S Site,
■ Home
■ Away
N Neutral

Average RPI Win:	100	WON-LOST	WINNING	LAST 10	STRENGTH OF	OPP. STRENGTH	TEAM	ADJ.	CONF.	ADJ CONF.
Average RPI Loss:	28	RECORD	PCT. RANK	GAMES	SCHEDULE	OF SCHEDULE	RPI	RPI	RPI	RPI
DIV. I ONLY	23- 4	20	10- 0	4	12	5	5	5	5	5
DIV. I NON-CONF.	8- 3	77	0- 0	5	20	7	7	4	4	4
TOTALS	RPI 1-25	RPI 26-50	W-L RECORDS	RPI 51-100	RPI 101-150	RPI 150+				
23- 4	4- 3	2- 0	OVERALL	7- 0	4- 1	6- 0				
14- 1	2- 1	2- 0	HOME	4- 0	2- 0	4- 0				
7- 3	1- 2	0- 0	AWAY	3- 0	1- 1	2- 0				
2- 0	1- 0	0- 0	NEUTRAL	0- 0	1- 0	0- 0				
8- 3	1- 3	1- 0	NON-CONFERENCE	1- 0	2- 0	3- 0				
5- 1	0- 1	1- 0	HOME	1- 0	1- 0	2- 0				
1- 2	0- 2	0- 0	AWAY	0- 0	0- 0	1- 0				
2- 0	1- 0	0- 0	NEUTRAL	0- 0	1- 0	0- 0				
15- 1	3- 0	1- 0	CONFERENCE	6- 0	2- 1	3- 0				
9- 0	2- 0	1- 0	HOME	3- 0	1- 0	2- 0				
6- 1	1- 0	0- 0	AWAY	3- 0	1- 1	1- 0				
0- 0	0- 0	0- 0	NEUTRAL	0- 0	0- 0	0- 0				

RPI 1-25				Team's RPI: 5		RPI 26-50				RPI 51-100				RPI 101+			
RPI	S	Opponent	Score	RPI	S	Opponent	Score	RPI	S	Opponent	Score	RPI	S	Opponent	Score		
1	A	Notre Dame	72 75	38	H	Princeton	90 70	52	A	Rutgers	67 58	101	H	Belmont	84 56		
2	A	South Carolina	80 88	46	H	Indiana	97 70	52	H	Rutgers	90 78	106	A	Northwestern	82 86		
4	H	UConn	56 100					55	A	Iowa	98 81	106	H	Northwestern	76 73		
11	A	Maryland	80 71					57	H	Purdue	90 70	116	N	Liberty	75 65		
11	H	Maryland	94 86					66	A	Michigan	97 93	130	A	Penn St.	77 63		
13	N	Texas A&M	95 80					82	H	Nebraska	96 70	152	A	Illinois	80 70		
23	H	Michigan St.	85 80					92	H	Virginia	93 73	152	H	Illinois	117 74		

Average RPI Win:	132	WON-LOST	WINNING	LAST 10	STRENGTH OF	OPP. STRENGTH	TEAM	ADJ.	CONF.	ADJ CONF.
Average RPI Loss:	41	RECORD	PCT. RANK	GAMES	SCHEDULE	OF SCHEDULE	RPI	RPI	RPI	RPI
DIV. I ONLY	18- 9	77	5- 5	24	13	34	34	3	3	
DIV. I NON-CONF.	9- 2	37	0- 0	187	29	66	66	3	3	
TOTALS	RPI 1-25	RPI 26-50	W-L RECORDS	RPI 51-100	RPI 101-150	RPI 150+				
18- 9	2- 6	3- 2	OVERALL	4- 0	3- 0	6- 1				
10- 3	2- 2	2- 0	HOME	1- 0	2- 0	3- 1				
6- 5	0- 3	1- 2	AWAY	2- 0	0- 0	3- 0				
2- 1	0- 1	0- 0	NEUTRAL	1- 0	1- 0	0- 0				
9- 2	1- 1	1- 0	NON-CONFERENCE	1- 0	2- 0	4- 1				
4- 1	1- 0	0- 0	HOME	0- 0	1- 0	2- 1				
3- 0	0- 0	1- 0	AWAY	0- 0	0- 0	2- 0				
2- 1	0- 1	0- 0	NEUTRAL	1- 0	1- 0	0- 0				
9- 7	1- 5	2- 2	CONFERENCE	3- 0	1- 0	2- 0				
6- 2	1- 2	2- 0	HOME	1- 0	1- 0	1- 0				
3- 5	0- 3	0- 2	AWAY	2- 0	0- 0	1- 0				
0- 0	0- 0	0- 0	NEUTRAL	0- 0	0- 0	0- 0				

RPI S	Opponent	Score	RPI S	Opponent	Score	Team's RPI: 34	RPI S	Opponent	Score	RPI S	Opponent	Score
3	A Baylor	68 78	32	A Washington	71 68		78	N Utah	70 55	118	N Boston College	76 61
3	H Baylor	70 78	37	A West Virginia	55 63		86	A TCU	78 65	124	H Little Rock	65 52
6	A Texas	76 83	37	H West Virginia	57 54		86	H TCU	77 64	142	H Texas Tech	92 53
6	H Texas	74 56	48	A Kansas St.	71 87		96	A Iowa St.	77 71	190	A Tulsa	75 62
12	H BYU	73 47	48	H Kansas St.	68 58					218	A Kansas	72 66
13	N Texas A&M	68 74								218	H Kansas	67 44
19	A Oklahoma St.	42 73								225	H North Texas	57 61
19	H Oklahoma St.	69 71								265	H UTSA	80 41
										304	A Bradley	79 46
										318	H Winthrop	78 48
LAST 12 Division I GAMES:												
3	H Baylor	70 78	19	H Oklahoma St.	69 71							
218	A Kansas	72 66	96	A Iowa St.	77 71							
37	A West Virginia	55 63	37	H West Virginia	57 54							
6	H Texas	74 56	6	A Texas	76 83							
48	A Kansas St.	71 87	142	H Texas Tech	92 53							
86	H TCU	77 64	19	A Oklahoma St.	42 73							

Non-Div I Games:

Oklahoma

■ Loss,
■ Non-Conf, S Site,
■ Home
■ Away
N Neutral

Average RPI Win:	141	WON-LOST	WINNING	LAST 10	STRENGTH OF	OPP. STRENGTH	TEAM	ADJ.	CONF.	ADJ CONF.
Average RPI Loss:	40	RECORD	PCT. RANK	GAMES	SCHEDULE	OF SCHEDULE	RPI	RPI	RPI	RPI
DIV. I ONLY	19- 7	56	7- 3	33	43	19	19	3	3	
DIV. I NON-CONF.	10- 1	19	0- 0	188	190	42	42	3	3	
TOTALS	RPI 1-25	RPI 26-50	W-L RECORDS	RPI 51-100	RPI 101-150	RPI 150+				
19- 7	1- 3	3- 2	OVERALL	4- 2	4- 0	7- 0				
14- 1	1- 1	2- 0	HOME	3- 0	3- 0	5- 0				
5- 6	0- 2	1- 2	AWAY	1- 2	1- 0	2- 0				
0- 0	0- 0	0- 0	NEUTRAL	0- 0	0- 0	0- 0				
10- 1	0- 0	0- 1	NON-CONFERENCE	2- 0	2- 0	6- 0				
8- 0	0- 0	0- 0	HOME	1- 0	2- 0	5- 0				
2- 1	0- 0	0- 1	AWAY	1- 0	0- 0	1- 0				
0- 0	0- 0	0- 0	NEUTRAL	0- 0	0- 0	0- 0				
9- 6	1- 3	3- 1	CONFERENCE	2- 2	2- 0	1- 0				
6- 1	1- 1	2- 0	HOME	2- 0	1- 0	0- 0				
3- 5	0- 2	1- 1	AWAY	0- 2	1- 0	1- 0				
0- 0	0- 0	0- 0	NEUTRAL	0- 0	0- 0	0- 0				

RPI	S	Opponent	Score	RPI	S	Opponent	Score	RPI	S	Opponent	Score	RPI	S	Opponent	Score
3	A	Baylor	41 66	34	A	Oklahoma	71 69	73	H	Washington St.	70 60	125	H	North Carolina	77 67
3	H	Baylor	52 45	34	H	Oklahoma	73 42	86	A	TCU	65 79	142	A	Texas Tech	69 46
6	A	Texas	55 70	35	A	South Fla.	46 68	86	H	TCU	80 52	142	H	Texas Tech	70 57
6	H	Texas	48 78	37	H	West Virginia	63 51	90	A	Missouri St.	74 55	147	H	Oral Roberts	59 55
				48	A	Kansas St.	44 47	96	A	Iowa St.	42 49	165	H	SIUE	86 61
								96	H	Iowa St.	79 76	207	H	UTRGV	78 54
												218	A	Kansas	74 46
												241	H	Texas Southern	87 52
												268	A	UCF	74 55
												284	H	Lamar	90 45
												292	H	Savannah St.	76 48
LAST 12 Division I GAMES:															
86	A	TCU	65 79	86	H	TCU	80 52								
3	A	Baylor	41 66	218	A	Kansas	74 46								
37	H	West Virginia	63 51	96	H	Iowa St.	79 76								
6	A	Texas	55 70	34	H	Oklahoma	73 42								
142	H	Texas Tech	70 57	48	A	Kansas St.	44 47								
34	A	Oklahoma	71 69	6	H	Texas	48 78								

Non-Div I Games:

Oklahoma St.

Average RPI Win:	204	WON-LOST	WINNING	LAST 10	STRENGTH OF	OPP. STRENGTH	TEAM	ADJ.	CONF.	ADJ CONF.
Average RPI Loss:	117	RECORD	PCT. RANK	GAMES	SCHEDULE	OF SCHEDULE	RPI	RPI	RPI	RPI
DIV. I ONLY	12- 14	196	6- 4	92	152	143	143	12	12	
DIV. I NON-CONF.	4- 8	234	0- 0	141	224	215	215	10	10	
TOTALS	RPI 1-25	RPI 26-50	W-L RECORDS	RPI 51-100	RPI 101-150	RPI 150+				
12- 14	0- 1	0- 3	OVERALL	3- 2	0- 2	9- 6				
7- 4	0- 0	0- 2	HOME	1- 0	0- 0	6- 2				
5- 7	0- 0	0- 1	AWAY	2- 1	0- 1	3- 4				
0- 3	0- 1	0- 0	NEUTRAL	0- 1	0- 1	0- 0				
4- 8	0- 1	0- 1	NON-CONFERENCE	0- 2	0- 1	4- 3				
2- 2	0- 0	0- 1	HOME	0- 0	0- 0	2- 1				
2- 3	0- 0	0- 0	AWAY	0- 1	0- 0	2- 2				
0- 3	0- 1	0- 0	NEUTRAL	0- 1	0- 1	0- 0				
8- 6	0- 0	0- 2	CONFERENCE	3- 0	0- 1	5- 3				
5- 2	0- 0	0- 1	HOME	1- 0	0- 0	4- 1				
3- 4	0- 0	0- 1	AWAY	2- 0	0- 1	1- 2				
0- 0	0- 0	0- 0	NEUTRAL	0- 0	0- 0	0- 0				

RPI 1-25			RPI 26-50			RPI 51-100			RPI 101+			Team's RPI: 143
RPI	S	Opponent	Score	RPI	S	Opponent	Score	RPI	S	Opponent	Score	
11	N	Maryland	49 95	26	H	Miami (FL)	35 61	61	N	South Dakota St.	39 71	122 N Pittsburgh 58 67
				49	A	Western Ky.	51 68	70	A	Middle Tenn.	61 58	146 A UAB 55 58
				49	H	Western Ky.	74 85	75	A	Charlotte	71 59	151 H Southern Miss. 53 45
								75	H	Charlotte	94 85	153 A Marshall 62 80
								79	A	VCU	54 74	153 H Marshall 77 55
												158 H ETSU 52 56
												172 H Louisiana Tech 51 69
												187 A Richmond 57 62
												189 H Fla. Atlantic 85 45
												194 A William & Mary 64 75
												224 A Rice 46 68
												225 A North Texas 65 48
												252 H Loyola Maryland 64 41
												285 A UMES 69 52
												301 H FIU 84 49
												333 A Howard 83 64
												341 H Wagner 71 57
LAST 12 Division I GAMES:												
153	H	Marshall	77 55	189	H	Fla. Atlantic	85 45					
49	H	Western Ky.	74 85	153	A	Marshall	62 80					
224	A	Rice	46 68	49	A	Western Ky.	51 68					
225	A	North Texas	65 48	70	A	Middle Tenn.	61 58					
75	H	Charlotte	94 85	146	A	UAB	55 58					
301	H	FIU	84 49	151	H	Southern Miss.	53 45					

Non-Div I Games:

Old Dominion

■ Loss,
■ Non-Conf, S Site,
■ Home
■ Away
N Neutral

Average RPI Win:	217	WON-LOST	WINNING	LAST 10	STRENGTH OF	OPP. STRENGTH	TEAM	ADJ.	CONF.	ADJ CONF.
Average RPI Loss:	61	RECORD	PCT. RANK	GAMES	SCHEDULE	OF SCHEDULE	RPI	RPI	RPI	RPI
DIV. I ONLY	10- 17	250	1- 9	57	79	166	166	2	2	
DIV. I NON-CONF.	8- 5	120	0- 0	242	326	196	196	2	2	
TOTALS	RPI 1-25	RPI 26-50	W-L RECORDS	RPI 51-100	RPI 101-150	RPI 150+				
10- 17	1- 6	1- 3	OVERALL	1- 4	1- 2	6- 2				
8- 8	1- 2	1- 2	HOME	1- 3	0- 1	5- 0				
2- 9	0- 4	0- 1	AWAY	0- 1	1- 1	1- 2				
0- 0	0- 0	0- 0	NEUTRAL	0- 0	0- 0	0- 0				
8- 5	0- 0	1- 0	NON-CONFERENCE	0- 3	1- 1	6- 1				
6- 3	0- 0	1- 0	HOME	0- 2	0- 1	5- 0				
2- 2	0- 0	0- 0	AWAY	0- 1	1- 0	1- 1				
0- 0	0- 0	0- 0	NEUTRAL	0- 0	0- 0	0- 0				
2- 12	1- 6	0- 3	CONFERENCE	1- 1	0- 1	0- 1				
2- 5	1- 2	0- 2	HOME	1- 1	0- 0	0- 0				
0- 7	0- 4	0- 1	AWAY	0- 0	0- 1	0- 1				
0- 0	0- 0	0- 0	NEUTRAL	0- 0	0- 0	0- 0				

RPI	S	Opponent	Score	RPI	S	Opponent	Score	RPI	S	Opponent	Score	RPI	S	Opponent	Score	Team's RPI: 166
2	A	South Carolina	62 81	28	H	Missouri	46 60	56	H	Auburn	60 65	123	A	LSU	57 76	
13	A	Texas A&M	58 81	31	A	Mississippi St.	51 79	70	A	Middle Tenn.	75 84	127	H	La.-Lafayette	78 82	
13	H	Texas A&M	48 62	31	H	Mississippi St.	51 60	83	H	Tulane	59 61	144	A	Stony Brook	72 57	
14	H	Kentucky	73 65	49	H	Western Ky.	59 53	85	H	Vanderbilt	55 52	151	A	Southern Miss.	38 57	
20	A	Georgia	56 70					90	H	Missouri St.	78 91	155	A	Alabama	37 48	
21	H	Florida	65 85									161	H	McNeese St.	96 56	
24	A	Tennessee	51 57									335	H	New Orleans	97 59	
												341	A	Wagner	86 49	
												342	H	Ark.-Pine Bluff	80 45	
												346	H	Alabama A&M	103 42	
												348	H	Mississippi Val.	97 61	
LAST 12 Division I GAMES:																
31	H	Mississippi St.	51 60	28	H	Missouri	46 60									
24	A	Tennessee	51 57	2	A	South Carolina	62 81									
13	H	Texas A&M	48 62	14	H	Kentucky	73 65									
56	H	Auburn	60 65	31	A	Mississippi St.	51 79									
20	A	Georgia	56 70	13	A	Texas A&M	58 81									
155	A	Alabama	37 48	21	H	Florida	65 85									

Non-Div I Games:

Ole Miss

■ Loss,
 ■ Non-Conf,
 ■ S Site,
 ■ H Home
 ■ A Away
 N Neutral

Average RPI Win:	276	WON-LOST	WINNING	LAST 10	STRENGTH OF	OPP. STRENGTH	TEAM	ADJ.	CONF.	ADJ CONF.
Average RPI Loss:	149	RECORD	PCT. RANK	GAMES	SCHEDULE	OF SCHEDULE	RPI	RPI	RPI	RPI
DIV. I ONLY	11- 13	205	4- 6	283	242	259	259	18	18	
DIV. I NON-CONF.	5- 5	160	0- 0	333	277	278	278	19	19	
TOTALS	RPI 1-25	RPI 26-50	W-L RECORDS	RPI 51-100	RPI 101-150	RPI 150+				
11- 13	0- 0	0- 0	OVERALL	0- 4	1- 4	10- 5				
8- 5	0- 0	0- 0	HOME	0- 2	1- 2	7- 1				
2- 7	0- 0	0- 0	AWAY	0- 2	0- 2	2- 3				
1- 1	0- 0	0- 0	NEUTRAL	0- 0	0- 0	1- 1				
5- 5	0- 0	0- 0	NON-CONFERENCE	0- 0	0- 2	5- 3				
3- 2	0- 0	0- 0	HOME	0- 0	0- 1	3- 1				
1- 2	0- 0	0- 0	AWAY	0- 0	0- 1	1- 1				
1- 1	0- 0	0- 0	NEUTRAL	0- 0	0- 0	1- 1				
6- 8	0- 0	0- 0	CONFERENCE	0- 4	1- 2	5- 2				
5- 3	0- 0	0- 0	HOME	0- 2	1- 1	4- 0				
1- 5	0- 0	0- 0	AWAY	0- 2	0- 1	1- 2				
0- 0	0- 0	0- 0	NEUTRAL	0- 0	0- 0	0- 0				

RPI S	Opponent	Score	RPI S	Opponent	Score	RPI S	Opponent	Score	RPI S	Opponent	Score	Team's RPI: 259
						61	A South Dakota St.	58 68	114	A North Dakota	52 67	
						61	H South Dakota St.	47 65	126	A IUPUI	59 75	
						65	A South Dakota	76 82	126	H IUPUI	57 54	
						65	H South Dakota	55 70	140	H Creighton	46 69	
									147	H Oral Roberts	65 67	
									165	A SIUE	86 90	
									206	H Utah Valley	59 74	
									209	A Indiana St.	51 50	
									228	A Western Ill.	55 74	
									228	H Western Ill.	79 66	
									246	N Houston Baptist	51 64	
									268	H UCF	75 60	
									296	H Denver	67 55	
									302	H UMKC	57 42	
									314	A North Dakota St.	67 74	
									314	H North Dakota St.	77 52	
									316	A IPFW	60 58	
									316	H IPFW	71 64	
									319	N Illinois St.	60 56	
									339	H Eastern Ill.	76 67	
LAST 12 Division I GAMES:												
126	H IUPUI	57 54	316	A IPFW	60 58							
314	A North Dakota St.	67 74	147	H Oral Roberts	65 67							
316	H IPFW	71 64	296	H Denver	67 55							
65	H South Dakota	55 70	126	A IUPUI	59 75							
61	H South Dakota St.	47 65	65	A South Dakota	76 82							
228	A Western Ill.	55 74	61	A South Dakota St.	58 68							

Non-Div I Games: Midland 58 53 Waldorf 97 32

Omaha

Loss, Non-Conf, S Site, H Home A Away N Neutral

Oral Roberts

Through Games Of Feb. 22, 2016

Average RPI Win:	238	WON-LOST	WINNING	LAST 10	STRENGTH OF	OPP. STRENGTH	TEAM	ADJ.	CONF.	ADJ CONF.
Average RPI Loss:	115	RECORD	PCT. RANK	GAMES	SCHEDULE	OF SCHEDULE	RPI	RPI	RPI	RPI
DIV. I ONLY	11- 14	214	5- 5	153	147	147	147	18	18	
DIV. I NON-CONF.	2- 8	290	0- 0	98	13	174	174	19	19	
TOTALS	RPI 1-25	RPI 26-50	W-L RECORDS	RPI 51-100	RPI 101-150	RPI 150+				
11- 14	0- 2	0- 0	OVERALL	1- 6	1- 3	9- 3				
5- 3	0- 0	0- 0	HOME	1- 1	0- 2	4- 0				
6- 11	0- 2	0- 0	AWAY	0- 5	1- 1	5- 3				
0- 0	0- 0	0- 0	NEUTRAL	0- 0	0- 0	0- 0				
2- 8	0- 2	0- 0	NON-CONFERENCE	0- 3	0- 2	2- 1				
0- 1	0- 0	0- 0	HOME	0- 0	0- 1	0- 0				
2- 7	0- 2	0- 0	AWAY	0- 3	0- 1	2- 1				
0- 0	0- 0	0- 0	NEUTRAL	0- 0	0- 0	0- 0				
9- 6	0- 0	0- 0	CONFERENCE	1- 3	1- 1	7- 2				
5- 2	0- 0	0- 0	HOME	1- 1	0- 1	4- 0				
4- 4	0- 0	0- 0	AWAY	0- 2	1- 0	3- 2				
0- 0	0- 0	0- 0	NEUTRAL	0- 0	0- 0	0- 0				

RPI 1-25				RPI 26-50				RPI 51-100				RPI 101+ Team's RPI: 147			
RPI	S	Opponent	Score	RPI	S	Opponent	Score	RPI	S	Opponent	Score	RPI	S	Opponent	Score
3	A	Baylor	39 97					61	A	South Dakota St.	48 60	124	H	Little Rock	52 66
19	A	Oklahoma St.	55 59					61	H	South Dakota St.	50 68	126	A	IUPUI	52 47
								65	A	South Dakota	48 71	126	H	IUPUI	54 57
								65	H	South Dakota	60 56	132	A	Arkansas	50 65
								66	A	Michigan	44 61	190	A	Tulsa	59 53
								90	A	Missouri St.	64 72	218	A	Kansas	70 63
								91	A	Eastern Mich.	69 77	228	A	Western Ill.	61 72
												228	H	Western Ill.	79 55
												230	A	Grand Canyon	64 66
												259	A	Omaha	67 65
												296	A	Denver	59 56
												296	H	Denver	65 33
												314	A	North Dakota St.	52 42
												314	H	North Dakota St.	59 58
												316	A	IPFW	48 54
												316	H	IPFW	61 59
LAST 12 Division I GAMES:															
228	H	Western Ill.	79 55	126	H	IUPUI	54 57								
316	A	IPFW	48 54	61	H	South Dakota St.	50 68								
65	A	South Dakota	48 71	296	H	Denver	65 33								
61	A	South Dakota St.	48 60	259	A	Omaha	67 65								
296	A	Denver	59 56	316	H	IPFW	61 59								
314	H	North Dakota St.	59 58	314	A	North Dakota St.	52 42								

Non-Div I Games: Lyon 49 68 Evangel 89 46

Oral Roberts

Loss, Non-Conf, S Site, H Home A Away N Neutral

Average RPI Win: 155	WON-LOST	WINNING	LAST 10	STRENGTH OF	OPP. STRENGTH	TEAM	ADJ.	CONF.	ADJ CONF.
Average RPI Loss: 13	RECORD	PCT. RANK	GAMES	SCHEDULE	OF SCHEDULE	RPI	RPI	RPI	RPI
DIV. I ONLY	20- 7	47	8- 2	111	2	60	60	1	1
DIV. I NON-CONF.	11- 0	1	0- 0	331	42	72	72	1	1
<hr/>									
TOTALS	RPI 1-25	RPI 26-50	W-L RECORDS	RPI 51-100	RPI 101-150	RPI 150+			
20- 7	0- 6	2- 1	OVERALL	5- 0	4- 0	9- 0			
15- 4	0- 4	1- 0	HOME	3- 0	3- 0	8- 0			
5- 3	0- 2	1- 1	AWAY	2- 0	1- 0	1- 0			
0- 0	0- 0	0- 0	NEUTRAL	0- 0	0- 0	0- 0			
11- 0	0- 0	0- 0	NON-CONFERENCE	1- 0	3- 0	7- 0			
10- 0	0- 0	0- 0	HOME	1- 0	2- 0	7- 0			
1- 0	0- 0	0- 0	AWAY	0- 0	1- 0	0- 0			
0- 0	0- 0	0- 0	NEUTRAL	0- 0	0- 0	0- 0			
9- 7	0- 6	2- 1	CONFERENCE	4- 0	1- 0	2- 0			
5- 4	0- 4	1- 0	HOME	2- 0	1- 0	1- 0			
4- 3	0- 2	1- 1	AWAY	2- 0	0- 0	1- 0			
0- 0	0- 0	0- 0	NEUTRAL	0- 0	0- 0	0- 0			

RPI 1-25				RPI 26-50				RPI 51-100				Team's RPI: 60	RPI 101+			
RPI	S	Opponent	Score	RPI	S	Opponent	Score	RPI	S	Opponent	Score		RPI	S	Opponent	Score
7	A	Oregon St.	33 60	32	A	Washington	75 63	54	H	UC Riverside	95 81		114	H	North Dakota	77 51
7	H	Oregon St.	45 59	43	A	Southern California	67 74	73	A	Washington St.	73 48		125	A	North Carolina	79 77
8	H	Arizona St.	58 63	43	H	Southern California	69 60	78	A	Utah	77 65		134	H	Arizona	76 54
9	A	UCLA	69 80					78	H	Utah	69 58		150	H	Hampton	86 51
9	H	UCLA	72 77					95	H	California	69 59		176	A	Colorado	59 46
10	H	Stanford	62 64										176	H	Colorado	77 70
													196	H	San Jose St.	104 74
													206	H	Utah Valley	79 68
													250	H	Clemson	69 56
													257	H	Seattle	82 62
													258	H	UC Santa Barbara	79 51
													287	H	Portland	93 52
													315	H	Portland St.	122 59
<hr/>																
LAST 12 Division I GAMES:																
43	H	Southern California	69 60	134	H	Arizona	76 54									
9	H	UCLA	72 77	8	H	Arizona St.	58 63									
176	H	Colorado	77 70	78	A	Utah	77 65									
78	H	Utah	69 58	176	A	Colorado	59 46									
32	A	Washington	75 63	95	H	California	69 59									
73	A	Washington St.	73 48	10	H	Stanford	62 64									

Non-Div I Games:

Oregon

■ Loss,
 ■ Non-Conf, S Site,
 ■ Home
 ■ Away
 N Neutral

Average RPI Win:	108	WON-LOST	WINNING	LAST 10	STRENGTH OF	OPP. STRENGTH	TEAM	ADJ.	CONF.	ADJ CONF.
Average RPI Loss:	11	RECORD	PCT. RANK	GAMES	SCHEDULE	OF SCHEDULE	RPI	RPI	RPI	RPI
DIV. I ONLY	24- 3	10	10- 0	41	4	7	7	1	1	
DIV. I NON-CONF.	9- 2	37	0- 0	118	21	44	44	1	1	
TOTALS	RPI 1-25	RPI 26-50	W-L RECORDS	RPI 51-100	RPI 101-150	RPI 150+				
24- 3	3- 3	3- 0	OVERALL	9- 0	3- 0	6- 0				
14- 1	3- 1	1- 0	HOME	4- 0	2- 0	4- 0				
8- 2	0- 2	2- 0	AWAY	4- 0	0- 0	2- 0				
2- 0	0- 0	0- 0	NEUTRAL	1- 0	1- 0	0- 0				
9- 2	0- 2	0- 0	NON-CONFERENCE	3- 0	2- 0	4- 0				
5- 1	0- 1	0- 0	HOME	1- 0	1- 0	3- 0				
2- 1	0- 1	0- 0	AWAY	1- 0	0- 0	1- 0				
2- 0	0- 0	0- 0	NEUTRAL	1- 0	1- 0	0- 0				
15- 1	3- 1	3- 0	CONFERENCE	6- 0	1- 0	2- 0				
9- 0	3- 0	1- 0	HOME	3- 0	1- 0	1- 0				
6- 1	0- 1	2- 0	AWAY	3- 0	0- 0	1- 0				
0- 0	0- 0	0- 0	NEUTRAL	0- 0	0- 0	0- 0				

RPI 1-25				RPI 26-50				RPI 51-100				RPI 101+			
RPI	S	Opponent	Score	RPI	S	Opponent	Score	RPI	S	Opponent	Score	RPI	S	Opponent	Score
1	A	Notre Dame	61 62	32	A	Washington	61 53	54	H	UC Riverside	86 65	132	N	Arkansas	63 47
8	H	Arizona St.	67 44	43	A	Southern California	57 49	60	A	Oregon	59 45	134	H	Arizona	71 43
9	A	UCLA	51 71	43	H	Southern California	76 52	60	H	Oregon	60 33	137	H	Idaho	69 44
9	H	UCLA	64 54					73	A	Washington St.	54 45	176	A	Colorado	61 47
10	H	Stanford	58 50					74	N	Hofstra	73 50	176	H	Colorado	73 50
24	H	Tennessee	50 53					78	A	Utah	62 53	193	H	Cal Poly	80 43
								78	H	Utah	72 53	240	H	CSU Bakersfield	75 51
								88	A	Marquette	65 58	287	A	Portland	94 50
								95	H	California	70 48	320	H	Longwood	110 45
LAST 12 Division I GAMES:															
				9	H	UCLA	64 54	8	H	Arizona St.	67 44				
				43	H	Southern California	76 52	134	H	Arizona	71 43				
				78	H	Utah	72 53	176	A	Colorado	61 47				
				176	H	Colorado	73 50	78	A	Utah	62 53				
				73	A	Washington St.	54 45	10	H	Stanford	58 50				
				32	A	Washington	61 53	95	H	California	70 48				

Non-Div I Games:

Oregon St.

■ Loss,
■ Non-Conf, S Site,
■ Home
■ Away
N Neutral

Pacific

Through Games Of Feb. 22, 2016

Average RPI Win:	217	WON-LOST	WINNING	LAST 10	STRENGTH OF	OPP. STRENGTH	TEAM	ADJ.	CONF.	ADJ CONF.
Average RPI Loss:	115	RECORD	PCT. RANK	GAMES	SCHEDULE	OF SCHEDULE	RPI	RPI	RPI	RPI
DIV. I ONLY	12- 14	196	4- 6	154	116	156	156	8	8	
DIV. I NON-CONF.	6- 4	125	0- 0	234	235	132	132	9	9	
TOTALS	RPI 1-25	RPI 26-50	W-L RECORDS	RPI 51-100	RPI 101-150	RPI 150+				
12- 14	0- 2	0- 0	OVERALL	0- 5	3- 3	9- 4				
6- 5	0- 1	0- 0	HOME	0- 2	2- 1	4- 1				
6- 9	0- 0	0- 0	AWAY	0- 0	1- 0	5- 0				
0- 0	0- 0	0- 0	NEUTRAL	0- 0	0- 0	0- 0				
6- 4	0- 0	0- 0	NON-CONFERENCE	0- 0	1- 2	5- 2				
2- 1	0- 0	0- 0	HOME	0- 0	0- 1	2- 0				
4- 3	0- 0	0- 0	AWAY	0- 0	1- 1	3- 2				
0- 0	0- 0	0- 0	NEUTRAL	0- 0	0- 0	0- 0				
6- 10	0- 2	0- 0	CONFERENCE	0- 5	2- 1	4- 2				
4- 4	0- 1	0- 0	HOME	0- 2	2- 0	2- 1				
2- 6	0- 1	0- 0	AWAY	0- 3	0- 1	2- 1				
0- 0	0- 0	0- 0	NEUTRAL	0- 0	0- 0	0- 0				

RPI 1-25				RPI 26-50				RPI 51-100				RPI 101+ Team's RPI: 156			
RPI	S	Opponent	Score	RPI	S	Opponent	Score	RPI	S	Opponent	Score	RPI	S	Opponent	Score
12	A	BYU	62 79					59	A	St. Mary's (CA)	75 83	102	H	San Francisco	70 57
12	H	BYU	57 67					59	H	St. Mary's (CA)	73 82	108	A	Gonzaga	61 68
								62	A	Santa Clara	52 76	108	H	Gonzaga	84 83
								77	A	San Diego	56 69	125	A	North Carolina	66 63
								77	H	San Diego	56 59	134	A	Arizona	56 69
												135	H	Long Beach St.	60 68
												187	A	UC Davis	66 53
												192	A	Montana	54 64
												196	H	San Jose St.	81 69
												203	A	Utah St.	70 78
												213	A	Gardner-Webb	84 77
												240	A	CSU Bakersfield	80 74
												242	A	Loyola Marymount	88 96
												242	H	Loyola Marymount	60 63
												266	A	Pepperdine	92 64
												266	H	Pepperdine	65 62
												287	A	Portland	72 64
												287	H	Portland	87 38
												323	H	Nevada	74 52
LAST 12 Division I GAMES:															
108	H	Gonzaga	84 83	59	A	St. Mary's (CA)	75 83								
287	H	Portland	87 38	108	A	Gonzaga	61 68								
266	A	Pepperdine	92 64	287	A	Portland	72 64								
242	A	Loyola Marymount	88 96	59	H	St. Mary's (CA)	73 82								
77	H	San Diego	56 59	242	H	Loyola Marymount	60 63								
12	H	BYU	57 67	266	H	Pepperdine	65 62								

Non-Div I Games: Stanislaus St. 74 61

Pacific

■ Loss,
 ■ Non-Conf,
 ■ S Site,
 ■ Home
 ■ A Away
 N Neutral

Average RPI Win:	178	WON-LOST	WINNING	LAST 10	STRENGTH OF	OPP. STRENGTH	TEAM	ADJ.	CONF.	ADJ CONF.
Average RPI Loss:	69	RECORD	PCT. RANK	GAMES	SCHEDULE	OF SCHEDULE	RPI	RPI	RPI	RPI
DIV. I ONLY	19- 3	15	9- 1	101	131	30	30	10	10	
DIV. I NON-CONF.	10- 3	61	2- 1	131	131	57	57	12	12	
TOTALS	RPI 1-25	RPI 26-50	W-L RECORDS	RPI 51-100	RPI 101-150	RPI 150+				
19- 3	0- 0	2- 1	OVERALL	2- 1	2- 1	13- 0				
10- 1	0- 0	2- 0	HOME	1- 1	0- 0	7- 0				
9- 2	0- 0	0- 1	AWAY	1- 0	2- 1	6- 0				
0- 0	0- 0	0- 0	NEUTRAL	0- 0	0- 0	0- 0				
10- 3	0- 0	1- 1	NON-CONFERENCE	2- 1	1- 1	6- 0				
5- 1	0- 0	1- 0	HOME	1- 1	0- 0	3- 0				
5- 2	0- 0	0- 1	AWAY	1- 0	1- 1	3- 0				
0- 0	0- 0	0- 0	NEUTRAL	0- 0	0- 0	0- 0				
9- 0	0- 0	1- 0	CONFERENCE	0- 0	1- 0	7- 0				
5- 0	0- 0	1- 0	HOME	0- 0	0- 0	4- 0				
4- 0	0- 0	0- 0	AWAY	0- 0	1- 0	3- 0				
0- 0	0- 0	0- 0	NEUTRAL	0- 0	0- 0	0- 0				

RPI 1-25			RPI 26-50			Team's RPI: 30			RPI 51-100			RPI 101+			
RPI	S	Opponent	Score	RPI	S	Opponent	Score	RPI	S	Opponent	Score	RPI	S	Opponent	Score
38	H	Princeton	50 48	53	H	Duke	50 57	103	A	Harvard	68 48				
44	H	Colorado St.	49 48	67	A	Temple	60 54	104	A	Saint Joseph's	46 50				
50	A	Villanova	46 66	81	H	Drexel	72 67	121	A	Hawaii	64 54				
								157	A	UMBC	81 46				
								164	A	Yale	77 59				
								164	H	Yale	68 49				
								174	H	Cornell	65 50				
								202	A	Brown	69 59				
								202	H	Brown	66 49				
								227	A	Dartmouth	56 41				
								233	H	Navy	57 43				
								235	H	Columbia	71 51				
								238	A	New Hampshire	67 60				
								274	A	La Salle	78 68				
								322	H	Lafayette	54 37				
								341	H	Wagner	78 50				
LAST 12 Division I GAMES:															
164	A	Yale	77 59	202	H	Brown	66 49								
202	A	Brown	69 59	164	H	Yale	68 49								
174	H	Cornell	65 50	50	A	Villanova	46 66								
235	H	Columbia	71 51	67	A	Temple	60 54								
227	A	Dartmouth	56 41	274	A	La Salle	78 68								
103	A	Harvard	68 48	38	H	Princeton	50 48								

Non-Div I Games: BYU-Hawaii 73 41

Penn

Average RPI Win:	149	WON-LOST	WINNING	LAST 10	STRENGTH OF	OPP. STRENGTH	TEAM	ADJ.	CONF.	ADJ CONF.
Average RPI Loss:	72	RECORD	PCT. RANK	GAMES	SCHEDULE	OF SCHEDULE	RPI	RPI	RPI	RPI
DIV. I ONLY	10- 17	250	2- 6	30	34	130	130	5	5	
DIV. I NON-CONF.	5- 6	180	0- 1	63	110	154	154	4	4	
TOTALS	RPI 1-25	RPI 26-50	W-L RECORDS	RPI 51-100	RPI 101-150	RPI 150+				
10- 17	1- 5	0- 2	OVERALL	1- 7	3- 1	5- 2				
6- 8	0- 3	0- 0	HOME	0- 4	2- 1	4- 0				
4- 8	1- 1	0- 2	AWAY	1- 3	1- 0	1- 2				
0- 1	0- 1	0- 0	NEUTRAL	0- 0	0- 0	0- 0				
5- 6	0- 2	0- 2	NON-CONFERENCE	0- 0	1- 1	4- 1				
5- 1	0- 0	0- 0	HOME	0- 0	1- 1	4- 0				
0- 4	0- 1	0- 2	AWAY	0- 0	0- 0	0- 1				
0- 1	0- 1	0- 0	NEUTRAL	0- 0	0- 0	0- 0				
5- 11	1- 3	0- 0	CONFERENCE	1- 7	2- 0	1- 1				
1- 7	0- 3	0- 0	HOME	0- 4	1- 0	0- 0				
4- 4	1- 0	0- 0	AWAY	1- 3	1- 0	1- 1				
0- 0	0- 0	0- 0	NEUTRAL	0- 0	0- 0	0- 0				

RPI 1-25				RPI 26-50				RPI 51-100				RPI 101+ Team's RPI: 130			
RPI	S	Opponent	Score	RPI	S	Opponent	Score	RPI	S	Opponent	Score	RPI	S	Opponent	Score
5	H	Ohio St.	63 77	35	A	South Fla.	79 101	52	H	Rutgers	62 74	106	A	Northwestern	73 54
11	H	Maryland	53 89	36	A	St. Bonaventure	60 70	55	A	Iowa	82 69	106	H	Northwestern	79 72
12	N	BYU	51 63					57	H	Purdue	78 88	117	H	Virginia Tech	59 64
23	A	Michigan St.	65 61					66	A	Michigan	73 78	131	H	Youngstown St.	68 51
23	H	Michigan St.	55 71					66	H	Michigan	87 91	152	A	Illinois	65 56
24	A	Tennessee	66 74					80	A	Minnesota	85 98	177	H	Fordham	75 59
								82	A	Nebraska	69 87	181	A	Wisconsin	62 82
								82	H	Nebraska	78 83	216	H	Sacred Heart	83 46
												239	H	Holy Cross	86 82
												289	H	Central Conn. St.	73 47
												300	A	CSUN	73 81
LAST 12 Division I GAMES:															
12	N	BYU	51 63	82	A	Nebraska	69 87								
66	A	Michigan	73 78	57	H	Purdue	78 88								
106	A	Northwestern	73 54	11	H	Maryland	53 89								
5	H	Ohio St.	63 77	152	A	Illinois	65 56								
23	A	Michigan St.	65 61	55	A	Iowa	82 69								
52	H	Rutgers	62 74	66	H	Michigan	87 91								

Non-Div I Games:

Penn St.

■ Loss,
■ Non-Conf,
■ S Site,
■ H Home
■ A Away
N Neutral

Pepperdine

Through Games Of Feb. 22, 2016

Average RPI Win:	246	WON-LOST	WINNING	LAST 10	STRENGTH OF	OPP. STRENGTH	TEAM	ADJ.	CONF.	ADJ CONF.
Average RPI Loss:	119	RECORD	PCT. RANK	GAMES	SCHEDULE	OF SCHEDULE	RPI	RPI	RPI	RPI
DIV. I ONLY	6- 21	306	1- 8	96	136	266	266	8	8	
DIV. I NON-CONF.	4- 6	201	0- 1	240	296	240	240	9	9	
TOTALS	RPI 1-25	RPI 26-50	W-L RECORDS	RPI 51-100	RPI 101-150	RPI 150+				
6- 21	0- 2	0- 1	OVERALL	1- 6	0- 4	5- 8				
5- 7	0- 1	0- 0	HOME	1- 2	0- 2	4- 2				
1- 13	0- 1	0- 1	AWAY	0- 4	0- 2	1- 5				
0- 1	0- 0	0- 0	NEUTRAL	0- 0	0- 0	0- 1				
4- 6	0- 0	0- 1	NON-CONFERENCE	0- 1	0- 0	4- 4				
3- 1	0- 0	0- 0	HOME	0- 0	0- 0	3- 1				
1- 4	0- 0	0- 1	AWAY	0- 1	0- 0	1- 2				
0- 1	0- 0	0- 0	NEUTRAL	0- 0	0- 0	0- 1				
2- 15	0- 2	0- 0	CONFERENCE	1- 5	0- 4	1- 4				
2- 6	0- 1	0- 0	HOME	1- 2	0- 2	1- 1				
0- 9	0- 1	0- 0	AWAY	0- 3	0- 2	0- 3				
0- 0	0- 0	0- 0	NEUTRAL	0- 0	0- 0	0- 0				

RPI S	Opponent	Score	RPI S	Opponent	Score	RPI S	Opponent	Score	RPI S	Opponent	Score	Team's RPI: 266
12	A BYU	64 69	47	A Albany (NY)	49 64	59	A St. Mary's (CA)	72 88	102	A San Francisco	75 99	
12	H BYU	66 77				59	H St. Mary's (CA)	62 58	102	H San Francisco	74 81	
						62	A Santa Clara	50 84	108	A Gonzaga	39 56	
						62	H Santa Clara	60 62	108	H Gonzaga	57 74	
						64	A Army West Point	53 63	156	A Pacific	62 65	
						77	A San Diego	55 74	156	H Pacific	64 92	
						77	H San Diego	54 70	182	A New Mexico	52 60	
									184	N George Mason	63 71	
									193	H Cal Poly	47 61	
									212	A UNLV	63 83	
									240	A CSU Bakersfield	76 73	
									242	A Loyola Marymount	69 79	
									258	H UC Santa Barbara	71 69	
									287	A Portland	79 81	
									287	H Portland	74 62	
									296	H Denver	64 60	
									338	H Cal St. Fullerton	81 75	
LAST 12 Division I GAMES:												
184	N	George Mason	63	71	287	A	Portland	79	81			
62	A	Santa Clara	50	84	12	H	BYU	66	77			
102	A	San Francisco	75	99	77	H	San Diego	54	70			
156	H	Pacific	64	92	12	A	BYU	64	69			
59	H	St. Mary's (CA)	62	58	77	A	San Diego	55	74			
108	A	Gonzaga	39	56	102	H	San Francisco	74	81			

Non-Div I Games: Alas. Anchorage 61 94

Pepperdine

Loss, Non-Conf, S Site, H Home A Away N Neutral

Average RPI Win:	232	WON-LOST	WINNING	LAST 10	STRENGTH OF	OPP. STRENGTH	TEAM	ADJ.	CONF.	ADJ CONF.
Average RPI Loss:	41	RECORD	PCT. RANK	GAMES	SCHEDULE	OF SCHEDULE	RPI	RPI	RPI	RPI
DIV. I ONLY	12- 15	209	4- 6	45	70	122	122	4	4	
DIV. I NON-CONF.	8- 5	120	0- 0	149	238	136	136	5	5	

TOTALS	RPI 1-25	RPI 26-50	W-L RECORDS	RPI 51-100	RPI 101-150	RPI 150+				
12- 15	0- 7	0- 3	OVERALL	1- 3	3- 2	8- 0				
6- 8	0- 5	0- 1	HOME	0- 1	0- 1	6- 0				
5- 5	0- 1	0- 2	AWAY	1- 1	2- 1	2- 0				
1- 2	0- 1	0- 0	NEUTRAL	0- 1	1- 0	0- 0				
8- 5	0- 2	0- 1	NON-CONFERENCE	0- 2	1- 0	7- 0				
6- 1	0- 1	0- 0	HOME	0- 0	0- 0	6- 0				
1- 2	0- 0	0- 1	AWAY	0- 1	0- 0	1- 0				
1- 2	0- 1	0- 0	NEUTRAL	0- 1	1- 0	0- 0				
4- 10	0- 5	0- 2	CONFERENCE	1- 1	2- 2	1- 0				
0- 7	0- 4	0- 1	HOME	0- 1	0- 1	0- 0				
4- 3	0- 1	0- 1	AWAY	1- 0	2- 1	1- 0				
0- 0	0- 0	0- 0	NEUTRAL	0- 0	0- 0	0- 0				

RPI 1-25				RPI 26-50				RPI 51-100				RPI 101+ Team's RPI: 122			
RPI	S	Opponent	Score	RPI	S	Opponent	Score	RPI	S	Opponent	Score	RPI	S	Opponent	Score
1	H	Notre Dame	55 65	26	A	Miami (FL)	55 79	53	H	Duke	48 70	113	H	Wake Forest	49 60
11	N	Maryland	49 70	38	A	Princeton	47 61	61	N	South Dakota St.	54 55	117	A	Virginia Tech	59 48
15	H	Louisville	61 84	42	H	North Carolina St.	76 78	66	A	Michigan	45 82	118	A	Boston College	43 54
16	A	Syracuse	48 71					92	A	Virginia	58 55	125	A	North Carolina	76 60
16	H	Syracuse	56 70									143	N	Old Dominion	67 58
17	H	Florida St.	55 66									239	H	Holy Cross	56 50
18	H	Duquesne	65 79									250	A	Clemson	59 56
												260	A	Saint Francis (PA)	74 59
												270	H	American	76 58
												286	H	Rider	75 44
												329	H	Delaware St.	77 43
												330	H	Mt. St. Mary's	74 57
												341	H	Wagner	67 41
LAST 12 Division I GAMES:															
16	H	Syracuse	56 70	53	H	Duke	48 70								
125	A	North Carolina	76 60	92	A	Virginia	58 55								
117	A	Virginia Tech	59 48	118	A	Boston College	43 54								
15	H	Louisville	61 84	17	H	Florida St.	55 66								
113	H	Wake Forest	49 60	16	A	Syracuse	48 71								
250	A	Clemson	59 56	42	H	North Carolina St.	76 78								

Non-Div I Games:

Pittsburgh

■ Loss,
 ■ Non-Conf, S Site,
 ■ Home
 ■ Away
 N Neutral

Average RPI Win: 291	WON-LOST	WINNING	LAST 10	STRENGTH OF	OPP. STRENGTH	TEAM	ADJ.	CONF.	ADJ CONF.
Average RPI Loss: 129	RECORD	PCT. RANK	GAMES	SCHEDULE	OF SCHEDULE	RPI	RPI	RPI	RPI
DIV. I ONLY	2- 24	346	1- 9	76	155	287	287	8	8
DIV. I NON-CONF.	1- 9	325	0- 0	57	288	262	262	9	9
TOTALS	RPI 1-25	RPI 26-50	W-L RECORDS	RPI 51-100	RPI 101-150	RPI 150+			
2- 24	0- 2	0- 1	OVERALL	0- 6	0- 5	2- 10			
1- 11	0- 1	0- 0	HOME	0- 2	0- 3	1- 5			
1- 13	0- 1	0- 1	AWAY	0- 4	0- 2	1- 5			
0- 0	0- 0	0- 0	NEUTRAL	0- 0	0- 0	0- 0			
1- 9	0- 1	0- 1	NON-CONFERENCE	0- 1	0- 1	1- 5			
0- 5	0- 1	0- 0	HOME	0- 0	0- 1	0- 3			
1- 4	0- 0	0- 1	AWAY	0- 1	0- 0	1- 2			
0- 0	0- 0	0- 0	NEUTRAL	0- 0	0- 0	0- 0			
1- 15	0- 1	0- 0	CONFERENCE	0- 5	0- 4	1- 5			
1- 6	0- 0	0- 0	HOME	0- 2	0- 2	1- 2			
0- 9	0- 1	0- 0	AWAY	0- 3	0- 2	0- 3			
0- 0	0- 0	0- 0	NEUTRAL	0- 0	0- 0	0- 0			

RPI 1-25				RPI 26-50				RPI 51-100				RPI 101+ Team's RPI: 287			
RPI	S	Opponent	Score	RPI	S	Opponent	Score	RPI	S	Opponent	Score	RPI	S	Opponent	Score
7	H	Oregon St.	50 94	32	A	Washington	65 83	59	A	St. Mary's (CA)	53 95	102	A	San Francisco	69 90
12	A	BYU	66 78					59	H	St. Mary's (CA)	51 78	102	H	San Francisco	63 82
								60	A	Oregon	52 93	108	A	Gonzaga	51 86
								62	A	Santa Clara	47 66	108	H	Gonzaga	63 71
								62	H	Santa Clara	45 67	145	H	Boise St.	49 89
								77	A	San Diego	43 71	156	A	Pacific	38 87
												156	H	Pacific	64 72
												160	A	Montana St.	57 86
												187	H	UC Davis	47 72
												192	A	Montana	67 90
												199	H	Weber St.	55 57
												242	A	Loyola Marymount	52 62
												242	H	Loyola Marymount	62 77
												266	A	Pepperdine	62 74
												266	H	Pepperdine	81 79
												300	H	CSUN	62 68
												315	A	Portland St.	69 53
LAST 12 Division I GAMES:															
59	A	St. Mary's (CA)	53 95	102	A	San Francisco	69 90	59	H	St. Mary's (CA)	51 78	156	H	Pacific	64 72
156	A	Pacific	38 87	59	H	St. Mary's (CA)	51 78	12	A	BYU	66 78	266	A	Pepperdine	81 79
108	A	Gonzaga	51 86	156	H	Pacific	64 72	77	A	San Diego	43 71	62	A	Santa Clara	47 66
242	H	Loyola Marymount	62 77	108	H	Gonzaga	63 71								

Non-Div I Games: Willamette 73 54

Portland

■ Loss,
 ■ Non-Conf,
 ■ S Site,
 ■ H Home
 ■ A Away
 N Neutral

Average RPI Win:	249	WON-LOST	WINNING	LAST 10	STRENGTH OF	OPP. STRENGTH	TEAM	ADJ.	CONF.	ADJ CONF.
Average RPI Loss:	179	RECORD	PCT. RANK	GAMES	SCHEDULE	OF SCHEDULE	RPI	RPI	RPI	RPI
DIV. I ONLY	2- 21	342	1- 9	85	342	315	315	20	20	
DIV. I NON-CONF.	1- 8	320	0- 0	233	285	332	332	22	22	
TOTALS	RPI 1-25	RPI 26-50	W-L RECORDS	RPI 51-100	RPI 101-150	RPI 150+				
2- 21	0- 0	0- 0	OVERALL	0- 3	0- 3	2- 15				
2- 9	0- 0	0- 0	HOME	0- 0	0- 1	2- 8				
0- 12	0- 0	0- 0	AWAY	0- 3	0- 2	0- 7				
0- 0	0- 0	0- 0	NEUTRAL	0- 0	0- 0	0- 0				
1- 8	0- 0	0- 0	NON-CONFERENCE	0- 3	0- 1	1- 4				
1- 3	0- 0	0- 0	HOME	0- 0	0- 0	1- 3				
0- 5	0- 0	0- 0	AWAY	0- 3	0- 1	0- 1				
0- 0	0- 0	0- 0	NEUTRAL	0- 0	0- 0	0- 0				
1- 13	0- 0	0- 0	CONFERENCE	0- 0	0- 2	1- 11				
1- 6	0- 0	0- 0	HOME	0- 0	0- 1	1- 5				
0- 7	0- 0	0- 0	AWAY	0- 0	0- 1	0- 6				
0- 0	0- 0	0- 0	NEUTRAL	0- 0	0- 0	0- 0				

RPI S	Opponent	Score	RPI S	Opponent	Score	RPI S	Opponent	Score	RPI S	Opponent	Score	Team's RPI: 315
						60	A Oregon	59 122	135	A Long Beach St.	71 89	
						61	A South Dakota St.	65 74	137	A Idaho	63 84	
						65	A South Dakota	61 103	137	H Idaho	65 94	
									160	A Montana St.	64 74	
									160	H Montana St.	59 106	
									169	A Sacramento St.	91 132	
									169	H Sacramento St.	78 126	
									187	H UC Davis	70 82	
									192	A Montana	57 76	
									192	H Montana	58 79	
									198	A Eastern Wash.	57 70	
									198	H Eastern Wash.	81 79	
									199	A Weber St.	73 102	
									199	H Weber St.	58 75	
									232	A Idaho St.	70 71	
									232	H Idaho St.	42 64	
									257	H Seattle	64 85	
									287	H Portland	53 69	
									300	H CSUN	83 77	
									338	A Cal St. Fullerton	69 84	
LAST 12 Division I GAMES:												
198	A	Eastern Wash.	57	70	137	H	Idaho	65	94			
137	A	Idaho	63	84	198	H	Eastern Wash.	81	79			
199	H	Weber St.	58	75	169	H	Sacramento St.	78	126			
232	H	Idaho St.	42	64	232	A	Idaho St.	70	71			
192	A	Montana	57	76	199	A	Weber St.	73	102			
160	A	Montana St.	64	74	160	H	Montana St.	59	106			

Non-Div I Games: Warner Pacific 64 76 Corban 90 76

Portland St.

Average RPI Win:	311	WON-LOST	WINNING	LAST 10	STRENGTH OF	OPP. STRENGTH	TEAM	ADJ.	CONF.	ADJ CONF.
Average RPI Loss:	196	RECORD	PCT. RANK	GAMES	SCHEDULE	OF SCHEDULE	RPI	RPI	RPI	RPI
DIV. I ONLY	10- 12	208	6- 4	343	328	280	280	32	32	
DIV. I NON-CONF.	3- 5	218	0- 0	291	109	219	219	31	31	
TOTALS	RPI 1-25	RPI 26-50	W-L RECORDS	RPI 51-100	RPI 101-150	RPI 150+				
10- 12	0- 1	0- 0	OVERALL	0- 2	0- 0	10- 9				
4- 4	0- 0	0- 0	HOME	0- 0	0- 0	4- 4				
6- 7	0- 1	0- 0	AWAY	0- 0	0- 0	6- 0				
0- 1	0- 0	0- 0	NEUTRAL	0- 0	0- 0	0- 1				
3- 5	0- 1	0- 0	NON-CONFERENCE	0- 2	0- 0	3- 2				
1- 0	0- 0	0- 0	HOME	0- 0	0- 0	1- 0				
2- 4	0- 1	0- 0	AWAY	0- 2	0- 0	2- 1				
0- 1	0- 0	0- 0	NEUTRAL	0- 0	0- 0	0- 1				
7- 7	0- 0	0- 0	CONFERENCE	0- 0	0- 0	7- 7				
3- 4	0- 0	0- 0	HOME	0- 0	0- 0	3- 4				
4- 3	0- 0	0- 0	AWAY	0- 0	0- 0	4- 3				
0- 0	0- 0	0- 0	NEUTRAL	0- 0	0- 0	0- 0				

RPI 1-25				RPI 26-50				RPI 51-100				RPI 101+ Team's RPI: 280			
RPI	S	Opponent	Score	RPI	S	Opponent	Score	RPI	S	Opponent	Score	RPI	S	Opponent	Score
13	A	Texas A&M	30 88					76	A	Georgia Tech	48 96	163	H	Southern U.	55 65
								86	A	TCU	60 69	172	A	Louisiana Tech	77 68
												179	A	Grambling	66 69
												179	H	Grambling	44 51
												241	A	Texas Southern	65 72
												241	H	Texas Southern	43 50
												279	A	Alabama St.	54 65
												284	H	Lamar	80 72
												288	A	Wichita St.	36 64
												298	A	Jackson St.	62 52
												298	H	Jackson St.	67 77
												312	H	Alcorn	58 54
												314	N	North Dakota St.	58 79
												317	A	Nicholls St.	81 70
												342	A	Ark.-Pine Bluff	70 66
												342	H	Ark.-Pine Bluff	70 55
												346	A	Alabama A&M	67 52
												348	A	Mississippi Val.	81 50
												348	H	Mississippi Val.	80 57
LAST 12 Division I GAMES:															
348	A	Mississippi Val.	81 50	346	A	Alabama A&M	67 52								
342	A	Ark.-Pine Bluff	70 66	348	H	Mississippi Val.	80 57								
298	H	Jackson St.	67 77	342	H	Ark.-Pine Bluff	70 55								
179	H	Grambling	44 51	298	A	Jackson St.	62 52								
241	H	Texas Southern	43 50	179	A	Grambling	66 69								
279	A	Alabama St.	54 65	241	A	Texas Southern	65 72								

Non-Div I Games: Howard Payne 86 46

Prairie View

Loss, Non-Conf, S Site, H Home A Away N Neutral

Presbyterian

Through Games Of Feb. 22, 2016

Average RPI Win:	277	WON-LOST	WINNING	LAST 10	STRENGTH OF	OPP. STRENGTH	TEAM	ADJ.	CONF.	ADJ CONF.
Average RPI Loss:	173	RECORD	PCT. RANK	GAMES	SCHEDULE	OF SCHEDULE	RPI	RPI	RPI	RPI
DIV. I ONLY	12- 10	143	7- 3	303	293	214	214	28	28	
DIV. I NON-CONF.	1- 5	304	0- 0	339	85	343	343	29	29	
TOTALS	RPI 1-25	RPI 26-50	W-L RECORDS	RPI 51-100	RPI 101-150	RPI 150+				
12- 10	0- 0	0- 0	OVERALL	0- 1	1- 3	11- 6				
8- 2	0- 0	0- 0	HOME	0- 0	1- 1	7- 1				
4- 8	0- 0	0- 0	AWAY	0- 1	0- 2	4- 5				
0- 0	0- 0	0- 0	NEUTRAL	0- 0	0- 0	0- 0				
1- 5	0- 0	0- 0	NON-CONFERENCE	0- 1	0- 1	1- 3				
1- 0	0- 0	0- 0	HOME	0- 0	0- 0	1- 0				
0- 5	0- 0	0- 0	AWAY	0- 1	0- 1	0- 3				
0- 0	0- 0	0- 0	NEUTRAL	0- 0	0- 0	0- 0				
11- 5	0- 0	0- 0	CONFERENCE	0- 0	1- 2	10- 3				
7- 2	0- 0	0- 0	HOME	0- 0	1- 1	6- 1				
4- 3	0- 0	0- 0	AWAY	0- 0	0- 1	4- 2				
0- 0	0- 0	0- 0	NEUTRAL	0- 0	0- 0	0- 0				

RPI 1-25			RPI 26-50			RPI 51-100			RPI 101+			Team's RPI: 214	
RPI	S	Opponent	Score	RPI	S	Opponent	Score	RPI	S	Opponent	Score		
								85	A	Vanderbilt	38	56	
										116	H	Liberty	60 42
										117	A	Virginia Tech	44 58
										120	A	UNC Asheville	59 68
										120	H	UNC Asheville	63 72
										162	A	East Carolina	57 84
										176	A	Colorado	60 72
										201	H	Radford	53 64
										213	A	Gardner-Webb	40 51
										213	H	Gardner-Webb	60 53
										248	A	High Point	47 61
										248	H	High Point	82 70
										276	H	Coastal Caro.	66 42
										281	A	Campbell	69 45
										281	H	Campbell	64 54
										292	A	Kennesaw St.	47 49
										303	A	Charleston So.	63 49
										303	H	Charleston So.	52 37
										318	A	Winthrop	59 48
										320	A	Longwood	59 38
										320	H	Longwood	75 49
										349	H	N.C. Central	60 50
LAST 12 Division I GAMES:													
281	H	Campbell	64 54	120	A	UNC Asheville	59 68						
213	A	Gardner-Webb	40 51	276	H	Coastal Caro.	66 42						
303	H	Charleston So.	52 37	281	A	Campbell	69 45						
248	A	High Point	47 61	318	A	Winthrop	59 48						
320	H	Longwood	75 49	116	H	Liberty	60 42						
213	H	Gardner-Webb	60 53	201	H	Radford	53 64						

Non-Div I Games: Warren Wilson 95 56 Columbia (SC) 104 37 Brevard 70 53

Presbyterian

Loss, Non-Conf, S Site, H Home A Away N Neutral

Average RPI Win:	188	WON-LOST	WINNING	LAST 10	STRENGTH OF	OPP. STRENGTH	TEAM	ADJ.	CONF.	ADJ CONF.
Average RPI Loss:	33	RECORD	PCT. RANK	GAMES	SCHEDULE	OF SCHEDULE	RPI	RPI	RPI	RPI
DIV. I ONLY	19- 4	24	9- 1	150	92	38	38	10	10	
DIV. I NON-CONF.	11- 3	54	2- 1	197	43	58	58	12	12	
TOTALS	RPI 1-25	RPI 26-50	W-L RECORDS	RPI 51-100	RPI 101-150	RPI 150+				
19- 4	1- 1	0- 2	OVERALL	1- 1	3- 0	14- 0				
11- 0	1- 0	0- 0	HOME	1- 0	2- 0	7- 0				
6- 4	0- 1	0- 2	AWAY	0- 1	1- 0	5- 0				
2- 0	0- 0	0- 0	NEUTRAL	0- 0	0- 0	2- 0				
11- 3	1- 1	0- 1	NON-CONFERENCE	1- 1	2- 0	7- 0				
7- 0	1- 0	0- 0	HOME	1- 0	2- 0	3- 0				
2- 3	0- 1	0- 1	AWAY	0- 1	0- 0	2- 0				
2- 0	0- 0	0- 0	NEUTRAL	0- 0	0- 0	2- 0				
8- 1	0- 0	0- 1	CONFERENCE	0- 0	1- 0	7- 0				
4- 0	0- 0	0- 0	HOME	0- 0	0- 0	4- 0				
4- 1	0- 0	0- 1	AWAY	0- 0	1- 0	3- 0				
0- 0	0- 0	0- 0	NEUTRAL	0- 0	0- 0	0- 0				

RPI 1-25				RPI 26-50				Team's RPI: 38				RPI 51-100				RPI 101+			
RPI	S	Opponent	Score	RPI	S	Opponent	Score	RPI	S	Opponent	Score	RPI	S	Opponent	Score	RPI	S	Opponent	Score
5	A	Ohio St.	70 90	30	A	Penn	48 50	63	A	Dayton	81 85	103	A	Harvard	92 83				
18	H	Duquesne	94 66	33	A	Seton Hall	64 71	66	H	Michigan	74 57	122	H	Pittsburgh	61 47				
																150	H	Hampton	79 55
																164	A	Yale	94 81
																164	H	Yale	65 50
																170	A	Marist	77 44
																174	H	Cornell	71 51
																177	H	Fordham	55 44
																202	A	Brown	83 57
																202	H	Brown	72 53
																227	A	Dartmouth	85 48
																235	H	Columbia	86 54
																251	H	Monmouth	81 70
																257	N	Seattle	85 48
																270	H	American	72 34
																286	A	Rider	78 59
																337	N	UC Irvine	83 42
LAST 12 Division I GAMES:																			
202	A	Brown	83 57	164	H	Yale	65 50												
164	A	Yale	94 81	202	H	Brown	72 53												
235	H	Columbia	86 54	30	A	Penn	48 50												
174	H	Cornell	71 51	150	H	Hampton	79 55												
103	A	Harvard	92 83	170	A	Marist	77 44												
227	A	Dartmouth	85 48	63	A	Dayton	81 85												

Non-Div I Games:

Princeton

■ Loss,
■ Non-Conf, S Site,
■ Home
■ Away
N Neutral

Providence

Through Games Of Feb. 22, 2016

Average RPI Win:	212	WON-LOST	WINNING	LAST 10	STRENGTH OF	OPP. STRENGTH	TEAM	ADJ.	CONF.	ADJ CONF.
Average RPI Loss:	102	RECORD	PCT. RANK	GAMES	SCHEDULE	OF SCHEDULE	RPI	RPI	RPI	RPI
DIV. I ONLY	5- 21	312	1- 9	81	87	263	263	6	6	
DIV. I NON-CONF.	4- 6	201	0- 0	100	259	201	201	6	6	
TOTALS	RPI 1-25	RPI 26-50	W-L RECORDS	RPI 51-100	RPI 101-150	RPI 150+				
5- 21	0- 2	0- 5	OVERALL	0- 5	1- 5	4- 4				
4- 11	0- 1	0- 3	HOME	0- 3	1- 2	3- 2				
1- 10	0- 1	0- 2	AWAY	0- 2	0- 3	1- 2				
0- 0	0- 0	0- 0	NEUTRAL	0- 0	0- 0	0- 0				
4- 6	0- 0	0- 1	NON-CONFERENCE	0- 1	0- 2	4- 2				
3- 3	0- 0	0- 0	HOME	0- 1	0- 1	3- 1				
1- 3	0- 0	0- 1	AWAY	0- 0	0- 1	1- 1				
0- 0	0- 0	0- 0	NEUTRAL	0- 0	0- 0	0- 0				
1- 15	0- 2	0- 4	CONFERENCE	0- 4	1- 3	0- 2				
1- 8	0- 1	0- 3	HOME	0- 2	1- 1	0- 1				
0- 7	0- 1	0- 1	AWAY	0- 2	0- 2	0- 1				
0- 0	0- 0	0- 0	NEUTRAL	0- 0	0- 0	0- 0				

RPI 1-25				RPI 26-50				RPI 51-100				RPI 101+ Team's RPI: 263			
RPI	S	Opponent	Score	RPI	S	Opponent	Score	RPI	S	Opponent	Score	RPI	S	Opponent	Score
22	A	DePaul	50 96	33	H	Seton Hall	54 64	69	H	FGCU	41 50	117	A	Virginia Tech	46 62
22	H	DePaul	68 91	45	H	St. John's (NY)	61 80	88	A	Marquette	75 105	118	H	Boston College	41 67
				47	A	Albany (NY)	58 71	88	H	Marquette	85 92	140	A	Creighton	48 72
				50	A	Villanova	39 67	94	A	Georgetown	53 63	140	H	Creighton	61 59
				50	H	Villanova	47 76	94	H	Georgetown	51 82	148	A	Xavier	47 72
												148	H	Xavier	54 62
												185	A	Butler	50 65
												185	H	Butler	67 77
												187	H	Richmond	50 57
												202	A	Brown	47 57
												208	A	Rhode Island	64 55
												217	H	Hartford	69 50
												245	H	Bryant	88 78
												251	H	Monmouth	71 59
LAST 12 Division I GAMES:															
88	H	Marquette	85 92	94	H	Georgetown	51 82								
22	H	DePaul	68 91	22	A	DePaul	50 96								
140	H	Creighton	61 59	88	A	Marquette	75 105								
185	A	Butler	50 65	140	A	Creighton	48 72								
148	A	Xavier	47 72	148	H	Xavier	54 62								
50	H	Villanova	47 76	185	H	Butler	67 77								

Non-Div I Games:

Providence

Loss, Non-Conf, S Site, H Home A Away N Neutral

Average RPI Win:	131	WON-LOST	WINNING	LAST 10	STRENGTH OF	OPP. STRENGTH	TEAM	ADJ.	CONF.	ADJ CONF.
Average RPI Loss:	56	RECORD	PCT. RANK	GAMES	SCHEDULE	OF SCHEDULE	RPI	RPI	RPI	RPI
DIV. I ONLY	17- 10	94	3- 7	53	25	57	57	5	5	
DIV. I NON-CONF.	9- 2	37	0- 0	151	69	69	69	4	4	
TOTALS	RPI 1-25	RPI 26-50	W-L RECORDS	RPI 51-100	RPI 101-150	RPI 150+				
17- 10	1- 5	1- 0	OVERALL	7- 3	3- 1	5- 1				
10- 4	0- 1	1- 0	HOME	5- 2	0- 1	4- 0				
5- 5	0- 3	0- 0	AWAY	2- 1	2- 0	1- 1				
2- 1	1- 1	0- 0	NEUTRAL	0- 0	1- 0	0- 0				
9- 2	1- 1	0- 0	NON-CONFERENCE	3- 0	1- 1	4- 0				
6- 1	0- 0	0- 0	HOME	3- 0	0- 1	3- 0				
1- 0	0- 0	0- 0	AWAY	0- 0	0- 0	1- 0				
2- 1	1- 1	0- 0	NEUTRAL	0- 0	1- 0	0- 0				
8- 8	0- 4	1- 0	CONFERENCE	4- 3	2- 0	1- 1				
4- 3	0- 1	1- 0	HOME	2- 2	0- 0	1- 0				
4- 5	0- 3	0- 0	AWAY	2- 1	2- 0	0- 1				
0- 0	0- 0	0- 0	NEUTRAL	0- 0	0- 0	0- 0				

RPI 1-25				RPI 26-50				RPI 51-100 Team's RPI: 57				RPI 101+			
RPI	S	Opponent	Score	RPI	S	Opponent	Score	RPI	S	Opponent	Score	RPI	S	Opponent	Score
5	A	Ohio St.	70 90	46	H	Indiana	63 53	55	A	Iowa	55 63	106	A	Northwestern	85 71
10	N	Stanford	65 71					55	H	Iowa	90 73	118	H	Boston College	56 58
11	A	Maryland	59 73					63	H	Dayton	61 58	123	N	LSU	69 52
11	H	Maryland	67 87					66	A	Michigan	65 63	130	A	Penn St.	88 78
15	N	Louisville	62 60					66	H	Michigan	61 68	152	H	Illinois	69 65
23	A	Michigan St.	56 68					71	H	Maine	56 33	181	A	Wisconsin	57 64
								72	H	Ball St.	73 63	220	H	Ill.-Chicago	62 51
								80	H	Minnesota	84 72	291	H	Jacksonville St.	67 48
								82	A	Nebraska	68 50	326	A	North Florida	70 47
								82	H	Nebraska	61 62	332	H	Incarnate Word	95 27
LAST 12 Division I GAMES:															
82	A	Nebraska	68 50	130	A	Penn St.	88 78								
55	A	Iowa	55 63	23	A	Michigan St.	56 68								
66	H	Michigan	61 68	55	H	Iowa	90 73								
11	A	Maryland	59 73	82	H	Nebraska	61 62								
181	A	Wisconsin	57 64	5	A	Ohio St.	70 90								
11	H	Maryland	67 87	80	H	Minnesota	84 72								

Non-Div I Games:

Purdue

■ Loss,
■ Non-Conf,
■ S Site,
■ H Home
■ A Away
N Neutral

Quinnipiac

Through Games Of Feb. 22, 2016

Average RPI Win: 233	WON-LOST	WINNING	LAST 10	STRENGTH OF	OPP. STRENGTH	TEAM	ADJ.	CONF.	ADJ CONF.
Average RPI Loss: 137	RECORD	PCT. RANK	GAMES	SCHEDULE	OF SCHEDULE	RPI	RPI	RPI	RPI
DIV. I ONLY	19- 7	56	9- 0	241	228	99	99	23	23
DIV. I NON-CONF.	5- 4	138	0- 0	51	168	86	86	23	23
TOTALS	RPI 1-25	RPI 26-50	W-L RECORDS	RPI 51-100	RPI 101-150	RPI 150+			
19- 7	0- 0	0- 0	OVERALL	1- 4	1- 0	17- 3			
11- 1	0- 0	0- 0	HOME	1- 0	1- 0	9- 1			
8- 5	0- 0	0- 0	AWAY	0- 0	0- 0	8- 1			
0- 1	0- 0	0- 0	NEUTRAL	0- 1	0- 0	0- 0			
5- 4	0- 0	0- 0	NON-CONFERENCE	1- 4	0- 0	4- 0			
3- 0	0- 0	0- 0	HOME	1- 0	0- 0	2- 0			
2- 3	0- 0	0- 0	AWAY	0- 3	0- 0	2- 0			
0- 1	0- 0	0- 0	NEUTRAL	0- 1	0- 0	0- 0			
14- 3	0- 0	0- 0	CONFERENCE	0- 0	1- 0	13- 3			
8- 1	0- 0	0- 0	HOME	0- 0	1- 0	7- 1			
6- 2	0- 0	0- 0	AWAY	0- 0	0- 0	6- 2			
0- 0	0- 0	0- 0	NEUTRAL	0- 0	0- 0	0- 0			

RPI 1-25			RPI 26-50			RPI 51-100			Team's RPI: 99	RPI 101+		
RPI	S	Opponent	Score	RPI	S	Opponent	Score	RPI	S	Opponent	Score	
						64	A Army West Point	57	67	119	H Iona	62 61
						67	H Temple	58	56	159	A Northeastern	71 60
						69	A FGCU	70	71	170	A Marist	47 56
						81	A Drexel	49	62	170	H Marist	76 71
						94	N Georgetown	68	80	197	A Fairfield	64 55
										210	A Canisius	80 68
										210	H Canisius	63 54
										217	H Hartford	71 69
										221	A Siena	69 59
										221	H Siena	94 52
										231	H Manhattan	42 52
										239	H Holy Cross	74 61
										251	A Monmouth	60 63
										251	H Monmouth	85 58
										286	A Rider	65 47
										286	H Rider	64 51
										295	A Vermont	77 65
										308	A Niagara	61 54
										308	H Niagara	70 52
										336	A Saint Peter's	65 53
										336	H Saint Peter's	66 49
LAST 12 Division I GAMES:												
						286	A Rider	65	47	336	H Saint Peter's	66 49
						170	H Marist	76	71	251	H Monmouth	85 58
						336	A Saint Peter's	65	53	221	H Siena	94 52
						119	H Iona	62	61	197	A Fairfield	64 55
						308	H Niagara	70	52	210	A Canisius	80 68
						221	A Siena	69	59	308	A Niagara	61 54

Non-Div I Games:

Quinnipiac

Loss, Non-Conf, S Site, H Home A Away N Neutral

Average RPI Win: 265	WON-LOST	WINNING	LAST 10	STRENGTH OF	OPP. STRENGTH	TEAM	ADJ.	CONF.	ADJ CONF.
Average RPI Loss: 160	RECORD	PCT. RANK	GAMES	SCHEDULE	OF SCHEDULE	RPI	RPI	RPI	RPI
DIV. I ONLY	12- 12	168	5- 5	236	283	201	201	28	28
DIV. I NON-CONF.	2- 5	253	0- 0	181	114	244	244	29	29
TOTALS	RPI 1-25	RPI 26-50	W-L RECORDS	RPI 51-100	RPI 101-150	RPI 150+			
12- 12	0- 0	0- 1	OVERALL	0- 0	0- 7	12- 4			
8- 3	0- 0	0- 0	HOME	0- 0	0- 2	8- 1			
4- 9	0- 0	0- 1	AWAY	0- 0	0- 5	4- 3			
0- 0	0- 0	0- 0	NEUTRAL	0- 0	0- 0	0- 0			
2- 5	0- 0	0- 1	NON-CONFERENCE	0- 0	0- 3	2- 1			
2- 0	0- 0	0- 0	HOME	0- 0	0- 0	2- 0			
0- 5	0- 0	0- 1	AWAY	0- 0	0- 3	0- 1			
0- 0	0- 0	0- 0	NEUTRAL	0- 0	0- 0	0- 0			
10- 7	0- 0	0- 0	CONFERENCE	0- 0	0- 4	10- 3			
6- 3	0- 0	0- 0	HOME	0- 0	0- 2	6- 1			
4- 4	0- 0	0- 0	AWAY	0- 0	0- 2	4- 2			
0- 0	0- 0	0- 0	NEUTRAL	0- 0	0- 0	0- 0			

RPI 1-25			RPI 26-50			RPI 51-100			RPI 101+ Team's RPI: 201		
RPI	S	Opponent	Score	RPI	S	Opponent	Score	RPI	S	Opponent	Score
				42	A	North Carolina St.	52 67				
								116	A	Liberty	53 67
								116	H	Liberty	43 49
								117	A	Virginia Tech	40 47
								120	A	UNC Asheville	48 58
								120	H	UNC Asheville	46 54
								131	A	Youngstown St.	53 54
								148	A	Xavier	56 63
								167	H	Davidson	79 68
								184	H	George Mason	66 63
								213	A	Gardner-Webb	50 54
								213	H	Gardner-Webb	54 51
								214	A	Presbyterian	64 53
								248	A	High Point	66 71
								248	H	High Point	54 56
								276	A	Coastal Caro.	49 36
								276	H	Coastal Caro.	61 45
								281	H	Campbell	62 59
								303	A	Charleston So.	61 50
								303	H	Charleston So.	55 40
								306	A	Wofford	70 79
								318	H	Winthrop	66 44
								320	A	Longwood	79 67
								320	H	Longwood	80 64
LAST 12 Division I GAMES:											
320	H	Longwood	80 64	120	H	UNC Asheville	46 54				
120	A	UNC Asheville	48 58	248	H	High Point	54 56				
303	A	Charleston So.	61 50	213	A	Gardner-Webb	50 54				
213	H	Gardner-Webb	54 51	303	H	Charleston So.	55 40				
116	A	Liberty	53 67	320	A	Longwood	79 67				
276	A	Coastal Caro.	49 36	281	H	Campbell	62 59				

Non-Div I Games: Concord 92 36 Lees-McRae 84 39

Radford

Loss, Non-Conf, S Site, H Home A Away N Neutral

Rhode Island

Through Games Of Feb. 22, 2016

Average RPI Win:	241	WON-LOST	WINNING	LAST 10	STRENGTH OF	OPP. STRENGTH	TEAM	ADJ.	CONF.	ADJ CONF.
Average RPI Loss:	103	RECORD	PCT. RANK	GAMES	SCHEDULE	OF SCHEDULE	RPI	RPI	RPI	RPI
DIV. I ONLY	11- 15	222	4- 6	189	99	208	208	7	7	
DIV. I NON-CONF.	6- 6	160	0- 0	285	208	226	226	8	8	
TOTALS	RPI 1-25	RPI 26-50	W-L RECORDS	RPI 51-100	RPI 101-150	RPI 150+				
11- 15	0- 3	0- 3	OVERALL	0- 2	1- 2	10- 5				
5- 8	0- 2	0- 2	HOME	0- 2	1- 0	4- 2				
6- 6	0- 1	0- 1	AWAY	0- 0	0- 1	6- 3				
0- 1	0- 0	0- 0	NEUTRAL	0- 0	0- 1	0- 0				
6- 6	0- 1	0- 1	NON-CONFERENCE	0- 0	1- 1	5- 3				
3- 3	0- 1	0- 1	HOME	0- 0	1- 0	2- 1				
3- 2	0- 0	0- 0	AWAY	0- 0	0- 0	3- 2				
0- 1	0- 0	0- 0	NEUTRAL	0- 0	0- 1	0- 0				
5- 9	0- 2	0- 2	CONFERENCE	0- 2	0- 1	5- 2				
2- 5	0- 1	0- 1	HOME	0- 2	0- 0	2- 1				
3- 4	0- 1	0- 1	AWAY	0- 0	0- 1	3- 1				
0- 0	0- 0	0- 0	NEUTRAL	0- 0	0- 0	0- 0				

RPI 1-25				RPI 26-50				RPI 51-100				RPI 101+ Team's RPI: 208			
RPI	S	Opponent	Score	RPI	S	Opponent	Score	RPI	S	Opponent	Score	RPI	S	Opponent	Score
16	H	Syracuse	54 57	36	H	St. Bonaventure	56 69	63	H	Dayton	53 67	103	H	Harvard	56 52
18	A	Duquesne	56 61	39	A	George Washington	52 68	79	H	VCU	36 49	104	A	Saint Joseph's	63 74
18	H	Duquesne	70 79	47	H	Albany (NY)	58 67					150	N	Hampton	54 59
												153	A	Marshall	62 72
												167	H	Davidson	78 62
												177	A	Fordham	42 50
												184	H	George Mason	65 68
												187	A	Richmond	57 50
												202	A	Brown	63 67
												222	A	Massachusetts	80 79
												227	A	Dartmouth	57 41
												235	H	Columbia	57 56
												263	H	Providence	55 64
												274	A	La Salle	72 61
												274	H	La Salle	62 52
												301	A	FIU	68 50
												321	H	UMass Lowell	72 64
												345	A	Boston U.	57 41
LAST 12 Division I GAMES:															
104	A	Saint Joseph's	63 74	177	A	Fordham	42 50								
79	H	VCU	36 49	222	A	Massachusetts	80 79								
184	H	George Mason	65 68	167	H	Davidson	78 62								
18	A	Duquesne	56 61	274	A	La Salle	72 61								
63	H	Dayton	53 67	18	H	Duquesne	70 79								
274	H	La Salle	62 52	187	A	Richmond	57 50								

Non-Div I Games:

Rhode Island

■ Loss,
 ■ Non-Conf,
 ■ S Site,
 ■ H Home
 ■ A Away
 N Neutral

Average RPI Win: 226	WON-LOST	WINNING	LAST 10	STRENGTH OF	OPP. STRENGTH	TEAM	ADJ.	CONF.	ADJ CONF.
Average RPI Loss: 131	RECORD	PCT. RANK	GAMES	SCHEDULE	OF SCHEDULE	RPI	RPI	RPI	RPI
DIV. I ONLY	7- 18	281	4- 6	91	133	224	224	12	12
DIV. I NON-CONF.	1- 10	330	0- 0	81	174	264	264	10	10
TOTALS	RPI 1-25	RPI 26-50	W-L RECORDS	RPI 51-100	RPI 101-150	RPI 150+			
7- 18	0- 4	0- 1	OVERALL	0- 2	1- 2	6- 9			
3- 9	0- 2	0- 0	HOME	0- 2	1- 2	2- 3			
4- 9	0- 2	0- 1	AWAY	0- 0	0- 0	4- 6			
0- 0	0- 0	0- 0	NEUTRAL	0- 0	0- 0	0- 0			
1- 10	0- 3	0- 0	NON-CONFERENCE	0- 0	0- 1	1- 6			
0- 5	0- 1	0- 0	HOME	0- 0	0- 1	0- 3			
1- 5	0- 2	0- 0	AWAY	0- 0	0- 0	1- 3			
0- 0	0- 0	0- 0	NEUTRAL	0- 0	0- 0	0- 0			
6- 8	0- 1	0- 1	CONFERENCE	0- 2	1- 1	5- 3			
3- 4	0- 1	0- 0	HOME	0- 2	1- 1	2- 0			
3- 4	0- 0	0- 1	AWAY	0- 0	0- 0	3- 3			
0- 0	0- 0	0- 0	NEUTRAL	0- 0	0- 0	0- 0			

RPI 1-25				RPI 26-50				RPI 51-100				RPI 101+ Team's RPI: 224			
RPI	S	Opponent	Score	RPI	S	Opponent	Score	RPI	S	Opponent	Score	RPI	S	Opponent	Score
3	A	Baylor	38 89	49	A	Western Ky.	49 52	70	H	Middle Tenn.	60 61	103	H	Harvard	61 67
6	H	Texas	47 70					75	H	Charlotte	58 69	143	H	Old Dominion	68 46
14	A	Kentucky	39 72									146	H	UAB	55 64
25	H	UTEP	54 60									151	A	Southern Miss.	62 68
												153	A	Marshall	52 81
												161	A	McNeese St.	53 61
												172	A	Louisiana Tech	61 63
												178	H	Loyola Chicago	50 57
												189	A	Fla. Atlantic	75 54
												211	A	Stephen F. Austin	45 59
												225	A	North Texas	79 73
												225	H	North Texas	100 97
												237	A	Sam Houston St.	58 46
												241	H	Texas Southern	66 69
												265	H	UTSA	49 48
												278	H	Houston	59 62
												301	A	FIU	68 62
												313	A	A&M-Corpus Christi	55 60
LAST 12 Division I GAMES:															
301	A	FIU	68 62	225	A	North Texas	79 73	70	H	Middle Tenn.	60 61	146	H	UAB	55 64
189	A	Fla. Atlantic	75 54	49	A	Western Ky.	49 52	153	A	Marshall	52 81	49	A	Western Ky.	49 52
143	H	Old Dominion	68 46	75	H	Charlotte	58 69	225	H	North Texas	100 97				
75	H	Charlotte	58 69												
151	A	Southern Miss.	62 68												
172	A	Louisiana Tech	61 63												

Non-Div I Games:

Rice

Average RPI Win:	215	WON-LOST	WINNING	LAST 10	STRENGTH OF	OPP. STRENGTH	TEAM	ADJ.	CONF.	ADJ CONF.
Average RPI Loss:	107	RECORD	PCT. RANK	GAMES	SCHEDULE	OF SCHEDULE	RPI	RPI	RPI	RPI
DIV. I ONLY	12- 15	209	4- 6	156	96	187	187	7	7	
DIV. I NON-CONF.	7- 6	156	0- 0	281	148	211	211	8	8	
TOTALS	RPI 1-25	RPI 26-50	W-L RECORDS	RPI 51-100	RPI 101-150	RPI 150+				
12- 15	0- 1	0- 3	OVERALL	1- 5	1- 2	10- 4				
6- 7	0- 1	0- 2	HOME	1- 1	1- 0	4- 3				
4- 7	0- 0	0- 1	AWAY	0- 3	0- 2	4- 1				
2- 1	0- 0	0- 0	NEUTRAL	0- 1	0- 0	2- 0				
7- 6	0- 0	0- 1	NON-CONFERENCE	0- 2	1- 1	6- 2				
4- 2	0- 0	0- 1	HOME	0- 0	1- 0	3- 1				
1- 3	0- 0	0- 0	AWAY	0- 1	0- 1	1- 1				
2- 1	0- 0	0- 0	NEUTRAL	0- 1	0- 0	2- 0				
5- 9	0- 1	0- 2	CONFERENCE	1- 3	0- 1	4- 2				
2- 5	0- 1	0- 1	HOME	1- 1	0- 0	1- 2				
3- 4	0- 0	0- 1	AWAY	0- 2	0- 1	3- 0				
0- 0	0- 0	0- 0	NEUTRAL	0- 0	0- 0	0- 0				

RPI 1-25				RPI 26-50				RPI 51-100				RPI 101+ Team's RPI: 187			
RPI	S	Opponent	Score	RPI	S	Opponent	Score	RPI	S	Opponent	Score	RPI	S	Opponent	Score
18	H	Duquesne	44 65	36	A	St. Bonaventure	43 66	58	A	Saint Louis	48 73	104	A	Saint Joseph's	53 64
				39	H	George Washington	47 62	63	H	Dayton	48 60	113	A	Wake Forest	33 43
				40	H	James Madison	47 73	79	A	VCU	42 53	143	H	Old Dominion	62 57
								79	H	VCU	62 50	167	H	Davidson	59 67
								88	N	Marquette	80 98	177	H	Fordham	52 48
								92	A	Virginia	51 71	183	H	Eastern Ky.	81 62
												184	A	George Mason	57 50
												194	H	William & Mary	56 50
												208	H	Rhode Island	50 57
												222	A	Massachusetts	74 68
												226	H	Furman	62 69
												256	H	UNCW	63 53
												263	A	Providence	57 50
												273	A	Appalachian St.	59 73
												274	A	La Salle	60 43
												288	N	Wichita St.	63 50
												322	N	Lafayette	54 46
LAST 12 Division I GAMES:															
184	A	George Mason	57 50	36	A	St. Bonaventure	43 66								
177	H	Fordham	52 48	18	H	Duquesne	44 65								
79	H	VCU	62 50	79	A	VCU	42 53								
167	H	Davidson	59 67	222	A	Massachusetts	74 68								
39	H	George Washington	47 62	104	A	Saint Joseph's	53 64								
58	A	Saint Louis	48 73	208	H	Rhode Island	50 57								

Non-Div I Games:

Richmond

■ Loss,
 ■ Non-Conf,
 S Site,
 ■ Home
 ■ Away
 N Neutral

Average RPI Win: 290	WON-LOST	WINNING	LAST 10	STRENGTH OF	OPP. STRENGTH	TEAM	ADJ.	CONF.	ADJ CONF.
Average RPI Loss: 161	RECORD	PCT. RANK	GAMES	SCHEDULE	OF SCHEDULE	RPI	RPI	RPI	RPI
DIV. I ONLY	7- 20	292	3- 7	188	272	286	286	23	23
DIV. I NON-CONF.	3- 6	234	0- 0	53	310	193	193	23	23
TOTALS	RPI 1-25	RPI 26-50	W-L RECORDS	RPI 51-100	RPI 101-150	RPI 150+			
7- 20	0- 0	0- 1	OVERALL	0- 4	0- 3	7- 12			
4- 9	0- 0	0- 1	HOME	0- 1	0- 1	4- 6			
3- 9	0- 0	0- 0	AWAY	0- 2	0- 2	3- 5			
0- 2	0- 0	0- 0	NEUTRAL	0- 1	0- 0	0- 1			
3- 6	0- 0	0- 1	NON-CONFERENCE	0- 2	0- 1	3- 2			
2- 1	0- 0	0- 1	HOME	0- 0	0- 0	2- 0			
1- 3	0- 0	0- 0	AWAY	0- 1	0- 1	1- 1			
0- 2	0- 0	0- 0	NEUTRAL	0- 1	0- 0	0- 1			
4- 14	0- 0	0- 0	CONFERENCE	0- 2	0- 2	4- 10			
2- 8	0- 0	0- 0	HOME	0- 1	0- 1	2- 6			
2- 6	0- 0	0- 0	AWAY	0- 1	0- 1	2- 4			
0- 0	0- 0	0- 0	NEUTRAL	0- 0	0- 0	0- 0			

RPI	S	Opponent	Score	RPI	S	Opponent	Score	RPI	S	Opponent	Score	RPI	S	Opponent	Score	Team's RPI: 286
38	H	Princeton	59	78	64	A	Army West Point	42	57	119	A	Iona	46	59		
					84	N	Central Mich.	58	76	119	H	Iona	48	67		
					99	A	Quinnipiac	51	64	122	A	Pittsburgh	44	75		
					99	H	Quinnipiac	47	65	157	A	UMBC	53	58		
										157	N	UMBC	58	67		
										170	A	Marist	54	66		
										170	H	Marist	56	74		
										197	A	Fairfield	56	63		
										197	H	Fairfield	39	55		
										210	A	Canisius	49	60		
										210	H	Canisius	64	73		
										215	H	Lehigh	61	60		
										221	A	Siena	45	66		
										221	H	Siena	70	58		
										231	H	Manhattan	70	74		
										251	H	Monmouth	75	87		
										283	H	Towson	78	72		
										308	A	Niagara	76	72		
										308	H	Niagara	57	67		
										334	A	St. Francis Brooklyn	71	59		
										336	A	Saint Peter's	68	67		
										336	H	Saint Peter's	57	48		
LAST 12 Division I GAMES:																
					99	H	Quinnipiac	47	65	170	H	Marist	56	74		
					336	H	Saint Peter's	57	48	197	A	Fairfield	56	63		
					308	A	Niagara	76	72	231	H	Manhattan	70	74		
					210	A	Canisius	49	60	251	H	Monmouth	75	87		
					336	A	Saint Peter's	68	67	221	H	Siena	70	58		
					119	H	Iona	48	67	197	H	Fairfield	39	55		

Non-Div I Games:

Rider

■ Loss,
 ■ Non-Conf,
 ■ S Site,
 ■ H Home
 ■ A Away
 N Neutral

Average RPI Win:	282	WON-LOST	WINNING	LAST 10	STRENGTH OF	OPP. STRENGTH	TEAM	ADJ.	CONF.	ADJ CONF.
Average RPI Loss:	199	RECORD	PCT. RANK	GAMES	SCHEDULE	OF SCHEDULE	RPI	RPI	RPI	RPI
DIV. I ONLY	14- 12	151	4- 6	302	329	219	219	30	30	
DIV. I NON-CONF.	5- 5	160	0- 0	177	128	134	134	32	32	
TOTALS	RPI 1-25	RPI 26-50	W-L RECORDS	RPI 51-100	RPI 101-150	RPI 150+				
14- 12	0- 1	0- 0	OVERALL	0- 2	0- 2	14- 7				
8- 3	0- 0	0- 0	HOME	0- 0	0- 1	8- 2				
6- 9	0- 0	0- 0	AWAY	0- 0	0- 0	6- 0				
0- 0	0- 0	0- 0	NEUTRAL	0- 0	0- 0	0- 0				
5- 5	0- 1	0- 0	NON-CONFERENCE	0- 2	0- 2	5- 0				
2- 1	0- 0	0- 0	HOME	0- 0	0- 1	2- 0				
3- 4	0- 1	0- 0	AWAY	0- 2	0- 1	3- 0				
0- 0	0- 0	0- 0	NEUTRAL	0- 0	0- 0	0- 0				
9- 7	0- 0	0- 0	CONFERENCE	0- 0	0- 0	9- 7				
6- 2	0- 0	0- 0	HOME	0- 0	0- 0	6- 2				
3- 5	0- 0	0- 0	AWAY	0- 0	0- 0	3- 5				
0- 0	0- 0	0- 0	NEUTRAL	0- 0	0- 0	0- 0				

RPI 1-25				RPI 26-50				RPI 51-100				RPI 101+ Team's RPI: 219			
RPI	S	Opponent	Score	RPI	S	Opponent	Score	RPI	S	Opponent	Score	RPI	S	Opponent	Score
21	A	Florida	52 79					55	A	Iowa	50 69	131	A	Youngstown St.	46 55
								75	A	Charlotte	73 94	138	H	Northern Ky.	70 72
												168	H	Delaware	53 50
												216	A	Sacred Heart	52 62
												216	H	Sacred Heart	78 63
												244	H	Morgan St.	76 44
												245	A	Bryant	65 71
												245	H	Bryant	55 53
												251	A	Monmouth	60 47
												260	A	Saint Francis (PA)	54 62
												274	A	La Salle	76 45
												282	A	Ga. Southern	64 49
												289	A	Central Conn. St.	39 48
												289	H	Central Conn. St.	72 55
												310	A	Fairleigh Dickinson	52 60
												310	H	Fairleigh Dickinson	68 83
												325	A	LIU Brooklyn	52 49
												325	H	LIU Brooklyn	69 53
												330	A	Mt. St. Mary's	74 67
												330	H	Mt. St. Mary's	61 56
												334	A	St. Francis Brooklyn	62 53
												334	H	St. Francis Brooklyn	65 72
												341	H	Wagner	64 44
LAST 12 Division I GAMES:															
325	H	LIU Brooklyn	69 53	330	A	Mt. St. Mary's	74 67								
334	H	St. Francis Brooklyn	65 72	260	A	Saint Francis (PA)	54 62								
216	A	Sacred Heart	52 62	289	A	Central Conn. St.	39 48								
310	A	Fairleigh Dickinson	52 60	245	A	Bryant	65 71								
289	H	Central Conn. St.	72 55	330	H	Mt. St. Mary's	61 56								
245	H	Bryant	55 53	310	H	Fairleigh Dickinson	68 83								

Non-Div I Games: West Va. Wesleyan 124 59

Robert Morris

■ Loss,
 ■ Non-Conf,
 ■ S Site,
 ■ Home
 ■ A Away
 N Neutral

Average RPI Win:	120	WON-LOST	WINNING	LAST 10	STRENGTH OF	OPP. STRENGTH	TEAM	ADJ.	CONF.	ADJ CONF.
Average RPI Loss:	35	RECORD	PCT. RANK	GAMES	SCHEDULE	OF SCHEDULE	RPI	RPI	RPI	RPI
DIV. I ONLY	16- 12	131	4- 6	14	14	52	52	5	5	
DIV. I NON-CONF.	9- 3	69	0- 0	25	14	17	17	4	4	
TOTALS	RPI 1-25	RPI 26-50	W-L RECORDS	RPI 51-100	RPI 101-150	RPI 150+				
16- 12	0- 6	1- 3	OVERALL	5- 3	6- 0	4- 0				
10- 4	0- 3	0- 1	HOME	3- 0	4- 0	3- 0				
3- 8	0- 3	0- 2	AWAY	0- 3	2- 0	1- 0				
3- 0	0- 0	1- 0	NEUTRAL	2- 0	0- 0	0- 0				
9- 3	0- 1	1- 2	NON-CONFERENCE	3- 0	4- 0	1- 0				
5- 1	0- 0	0- 1	HOME	1- 0	3- 0	1- 0				
1- 2	0- 1	0- 1	AWAY	0- 0	1- 0	0- 0				
3- 0	0- 0	1- 0	NEUTRAL	2- 0	0- 0	0- 0				
7- 9	0- 5	0- 1	CONFERENCE	2- 3	2- 0	3- 0				
5- 3	0- 3	0- 0	HOME	2- 0	1- 0	2- 0				
2- 6	0- 2	0- 1	AWAY	0- 3	1- 0	1- 0				
0- 0	0- 0	0- 0	NEUTRAL	0- 0	0- 0	0- 0				

RPI	S	Opponent	Score	RPI	S	Opponent	Score	RPI	S	Opponent	Score	RPI	S	Opponent	Score
5	A	Ohio St.	78 90	27	N	Green Bay	54 43	55	A	Iowa	65 69	104	A	Saint Joseph's	78 65
5	H	Ohio St.	58 67	33	A	Seton Hall	49 77	67	H	Temple	61 51	106	H	Northwestern	61 59
11	H	Maryland	59 73	45	H	St. John's (NY)	62 69	80	A	Minnesota	72 85	119	H	Iona	58 33
17	A	Florida St.	43 65	46	A	Indiana	48 64	80	H	Minnesota	66 55	123	H	LSU	69 57
23	A	Michigan St.	48 59					82	A	Nebraska	54 65	130	A	Penn St.	74 62
23	H	Michigan St.	67 70					82	H	Nebraska	66 56	132	H	Arkansas	60 40
								83	N	Tulane	75 51	152	A	Illinois	63 56
								92	N	Virginia	60 48	152	H	Illinois	67 54
												181	H	Wisconsin	61 41
												292	H	Savannah St.	65 26
LAST 12 Division I GAMES:															
11	H	Maryland	59 73	82	H	Nebraska	66 56								
23	H	Michigan St.	67 70	46	A	Indiana	48 64								
152	A	Illinois	63 56	5	H	Ohio St.	58 67								
106	H	Northwestern	61 59	23	A	Michigan St.	48 59								
130	A	Penn St.	74 62	82	A	Nebraska	54 65								
80	A	Minnesota	72 85	152	H	Illinois	67 54								

Non-Div I Games:

Rutgers

■ Loss,
■ Non-Conf,
■ S Site,
■ H Home
■ A Away
N Neutral

S
I
U
ES
I
U
E

SIUE

Page 242

SMU				STRENGTH OF SCHEDULE	OPP. STRENGTH OF SCHEDULE	TEAM RPI	ADJ. RPI	CONF. RPI	ADJ CONF. RPI
Average RPI Win:	191	WON-LOST RECORD	WINNING PCT. RANK						
Average RPI Loss:	94		LAST 10 GAMES						
DIV. I ONLY	12- 14	196	4- 6	122	68	171	171	9	9
DIV. I NON-CONF.	5- 6	180	0- 0	145	32	192	192	7	7

TOTALS	RPI 1-25	RPI 26-50	W-L RECORDS	RPI 51-100	RPI 101-150	RPI 150+			
12- 14	0- 3	0- 3	OVERALL	1- 4	3- 0	8- 4			
8- 6	0- 2	0- 1	HOME	1- 2	2- 0	5- 1			
2- 7	0- 1	0- 1	AWAY	0- 2	0- 0	2- 3			
2- 1	0- 0	0- 1	NEUTRAL	0- 0	1- 0	1- 0			
5- 6	0- 2	0- 1	NON-CONFERENCE	0- 1	2- 0	3- 2			
3- 3	0- 1	0- 0	HOME	0- 1	1- 0	2- 1			
0- 2	0- 1	0- 0	AWAY	0- 0	0- 0	0- 1			
2- 1	0- 0	0- 1	NEUTRAL	0- 0	1- 0	1- 0			
7- 8	0- 1	0- 2	CONFERENCE	1- 3	1- 0	5- 2			
5- 3	0- 1	0- 1	HOME	1- 1	1- 0	3- 0			
2- 5	0- 0	0- 1	AWAY	0- 2	0- 0	2- 2			
0- 0	0- 0	0- 0	NEUTRAL	0- 0	0- 0	0- 0			

RPI 1-25				RPI 26-50				RPI 51-100				RPI 101+ Team's RPI: 171			
RPI	S	Opponent	Score	RPI	S	Opponent	Score	RPI	S	Opponent	Score	RPI	S	Opponent	Score
4	H	UConn	37 90	31	N	Mississippi St.	70 72	67	A	Temple	35 55	105	H	Memphis	58 49
8	H	Arizona St.	57 64	35	A	South Fla.	56 83	67	H	Temple	69 67	128	H	Northwestern St.	74 36
13	A	Texas A&M	55 67	35	H	South Fla.	48 66	83	A	Tulane	64 76	134	N	Arizona	58 46
								83	H	Tulane	42 54	162	H	East Carolina	74 67
								86	H	TCU	79 89	182	H	New Mexico	58 63
												190	A	Tulsa	54 56
												190	H	Tulsa	62 45
												195	A	Cincinnati	73 55
												213	N	Gardner-Webb	69 61
												218	H	Kansas	73 64
												225	A	North Texas	57 60
												268	A	UCF	54 66
												268	H	UCF	65 50
												278	A	Houston	50 48
												338	H	Cal St. Fullerton	74 53
LAST 12 Division I GAMES:															
268	A	UCF	54 66	35	H	South Fla.	48 66	4	H	UConn	37 90	105	H	Memphis	58 49
190	H	Tulsa	62 45	195	A	Cincinnati	73 55	83	H	Tulane	42 54	128	H	Northwestern St.	74 36
83	A	Tulane	64 76	4	H	UConn	37 90	105	H	Memphis	58 49	134	N	Arizona	58 46
162	H	East Carolina	74 67	83	H	Tulane	42 54	190	A	Tulsa	62 45	162	H	East Carolina	74 67
268	H	UCF	65 50	278	A	Houston	50 48	268	H	UCF	65 50	182	H	New Mexico	58 63
67	A	Temple	35 55					338	H	Cal St. Fullerton	74 53	190	A	Tulsa	54 56

Non-Div I Games:

SMU

■ Loss,
 ■ Non-Conf,
 ■ S Site,
 ■ Home
 ■ Away
 N Neutral

Sacramento St.

Through Games Of Feb. 22, 2016

Average RPI Win:	241	WON-LOST	WINNING	LAST 10	STRENGTH OF	OPP. STRENGTH	TEAM	ADJ.	CONF.	ADJ CONF.
Average RPI Loss:	135	RECORD	PCT. RANK	GAMES	SCHEDULE	OF SCHEDULE	RPI	RPI	RPI	RPI
DIV. I ONLY	10- 15	234	4- 6	67	320	169	169	20	20	
DIV. I NON-CONF.	3- 8	258	0- 0	104	146	206	206	22	22	
TOTALS	RPI 1-25	RPI 26-50	W-L RECORDS	RPI 51-100	RPI 101-150	RPI 150+				
10- 15	0- 1	0- 1	OVERALL	0- 2	0- 4	10- 7				
5- 6	0- 1	0- 0	HOME	0- 0	0- 3	5- 2				
5- 8	0- 0	0- 0	AWAY	0- 2	0- 1	5- 5				
0- 1	0- 0	0- 1	NEUTRAL	0- 0	0- 0	0- 0				
3- 8	0- 1	0- 1	NON-CONFERENCE	0- 2	0- 2	3- 2				
1- 3	0- 1	0- 0	HOME	0- 0	0- 2	1- 0				
2- 4	0- 0	0- 0	AWAY	0- 2	0- 0	2- 2				
0- 1	0- 0	0- 1	NEUTRAL	0- 0	0- 0	0- 0				
7- 7	0- 0	0- 0	CONFERENCE	0- 0	0- 2	7- 5				
4- 3	0- 0	0- 0	HOME	0- 0	0- 1	4- 2				
3- 4	0- 0	0- 0	AWAY	0- 0	0- 1	3- 3				
0- 0	0- 0	0- 0	NEUTRAL	0- 0	0- 0	0- 0				

RPI 1-25				RPI 26-50				RPI 51-100				RPI 101+ Team's RPI: 169			
RPI	S	Opponent	Score	RPI	S	Opponent	Score	RPI	S	Opponent	Score	RPI	S	Opponent	Score
9	H	UCLA	76 109	50	N	Villanova	54 78	93	A	New Mexico St.	77 80	102	H	San Francisco	94 95
								95	A	California	99 117	121	H	Hawaii	72 74
												137	A	Idaho	60 107
												137	H	Idaho	88 98
												160	A	Montana St.	99 116
												160	H	Montana St.	79 80
												182	A	New Mexico	71 84
												187	A	UC Davis	92 77
												192	A	Montana	83 90
												192	H	Montana	83 75
												193	A	Cal Poly	72 97
												198	A	Eastern Wash.	94 91
												198	H	Eastern Wash.	83 100
												199	A	Weber St.	66 77
												199	H	Weber St.	87 64
												203	A	Utah St.	95 86
												232	A	Idaho St.	68 59
												232	H	Idaho St.	83 62
												315	A	Portland St.	126 78
												315	H	Portland St.	132 91
												337	H	UC Irvine	126 78
LAST 12 Division I GAMES:															
137	A	Idaho	60 107	198	H	Eastern Wash.	83 100								
198	A	Eastern Wash.	94 91	137	H	Idaho	88 98								
232	H	Idaho St.	83 62	315	A	Portland St.	126 78								
199	H	Weber St.	87 64	199	A	Weber St.	66 77								
160	A	Montana St.	99 116	232	A	Idaho St.	68 59								
192	A	Montana	83 90	192	H	Montana	83 75								

Non-Div I Games:

Sacramento St.

■ Loss,
 ■ Non-Conf,
 ■ S Site,
 ■ Home
 ■ A Away
 N Neutral

Sacred Heart

Through Games Of Feb. 22, 2016

Average RPI Win:	298	WON-LOST	WINNING	LAST 10	STRENGTH OF	OPP. STRENGTH	TEAM	ADJ.	CONF.	ADJ CONF.
Average RPI Loss:	174	RECORD	PCT. RANK	GAMES	SCHEDULE	OF SCHEDULE	RPI	RPI	RPI	RPI
DIV. I ONLY	16- 11	120	9- 1	309	335	216	216	30	30	
DIV. I NON-CONF.	2- 9	296	0- 0	239	199	310	310	32	32	
TOTALS	RPI 1-25	RPI 26-50	W-L RECORDS	RPI 51-100	RPI 101-150	RPI 150+				
16- 11	0- 0	0- 1	OVERALL	0- 1	0- 3	16- 6				
8- 4	0- 0	0- 0	HOME	0- 0	0- 1	8- 3				
7- 6	0- 0	0- 1	AWAY	0- 1	0- 1	7- 3				
1- 1	0- 0	0- 0	NEUTRAL	0- 0	0- 1	1- 0				
2- 9	0- 0	0- 1	NON-CONFERENCE	0- 1	0- 3	2- 4				
1- 3	0- 0	0- 0	HOME	0- 0	0- 1	1- 2				
0- 5	0- 0	0- 1	AWAY	0- 1	0- 1	0- 2				
1- 1	0- 0	0- 0	NEUTRAL	0- 0	0- 1	1- 0				
14- 2	0- 0	0- 0	CONFERENCE	0- 0	0- 0	14- 2				
7- 1	0- 0	0- 0	HOME	0- 0	0- 0	7- 1				
7- 1	0- 0	0- 0	AWAY	0- 0	0- 0	7- 1				
0- 0	0- 0	0- 0	NEUTRAL	0- 0	0- 0	0- 0				

RPI 1-25			RPI 26-50			RPI 51-100			RPI 101+ Team's RPI: 216		
RPI	S	Opponent	Score	RPI	S	Opponent	Score	RPI	S	Opponent	Score
				45	A	St. John's (NY)	54 67	67	A	Temple	62 92
								127	N	La.-Lafayette	58 60
								130	A	Penn St.	46 83
								139	H	Buffalo	53 66
								197	A	Fairfield	50 61
								217	H	Hartford	67 68
								219	A	Robert Morris	63 78
								219	H	Robert Morris	62 52
								238	H	New Hampshire	69 81
								245	A	Bryant	64 60
								245	H	Bryant	59 61
								247	H	Binghamton	69 60
								260	A	Saint Francis (PA)	81 77
								276	N	Coastal Caro.	71 62
								289	A	Central Conn. St.	61 57
								289	H	Central Conn. St.	79 69
								295	A	Vermont	51 53
								310	A	Fairleigh Dickinson	80 65
								310	H	Fairleigh Dickinson	72 61
								325	A	LIU Brooklyn	62 53
								325	H	LIU Brooklyn	71 47
								330	H	Mt. St. Mary's	61 58
								334	A	St. Francis Brooklyn	68 51
								334	H	St. Francis Brooklyn	63 55
								341	A	Wagner	77 73
								341	H	Wagner	73 62
LAST 12 Division I GAMES:											
				245	A	Bryant	64 60	325	A	LIU Brooklyn	62 53
				310	A	Fairleigh Dickinson	80 65	245	H	Bryant	59 61
				219	H	Robert Morris	62 52	330	H	Mt. St. Mary's	61 58
				289	H	Central Conn. St.	79 69	341	A	Wagner	77 73
				325	H	LIU Brooklyn	71 47	289	A	Central Conn. St.	61 57
				334	H	St. Francis Brooklyn	63 55	334	A	St. Francis Brooklyn	68 51

Non-Div I Games:

Sacred Heart

■ Loss,
 ■ Non-Conf,
 ■ S Site,
 ■ Home
 ■ A Away
 N Neutral

Average RPI Win:	309	WON-LOST	WINNING	LAST 10	STRENGTH OF	OPP. STRENGTH	TEAM	ADJ.	CONF.	ADJ CONF.
Average RPI Loss:	191	RECORD	PCT. RANK	GAMES	SCHEDULE	OF SCHEDULE	RPI	RPI	RPI	RPI
DIV. I ONLY	12- 14	196	6- 4	306	336	260	260	30	30	
DIV. I NON-CONF.	1- 9	325	0- 0	165	146	303	303	32	32	
TOTALS	RPI 1-25	RPI 26-50	W-L RECORDS	RPI 51-100	RPI 101-150	RPI 150+				
12- 14	0- 1	0- 1	OVERALL	0- 0	0- 1	12- 11				
8- 3	0- 0	0- 0	HOME	0- 0	0- 1	8- 2				
4- 10	0- 1	0- 1	AWAY	0- 0	0- 0	4- 8				
0- 1	0- 0	0- 0	NEUTRAL	0- 0	0- 0	0- 1				
1- 9	0- 1	0- 1	NON-CONFERENCE	0- 0	0- 1	1- 6				
1- 1	0- 0	0- 0	HOME	0- 0	0- 1	1- 0				
0- 7	0- 1	0- 1	AWAY	0- 0	0- 0	0- 5				
0- 1	0- 0	0- 0	NEUTRAL	0- 0	0- 0	0- 1				
11- 5	0- 0	0- 0	CONFERENCE	0- 0	0- 0	11- 5				
7- 2	0- 0	0- 0	HOME	0- 0	0- 0	7- 2				
4- 3	0- 0	0- 0	AWAY	0- 0	0- 0	4- 3				
0- 0	0- 0	0- 0	NEUTRAL	0- 0	0- 0	0- 0				

RPI 1-25				RPI 26-50				RPI 51-100				RPI 101+ Team's RPI: 260			
RPI	S	Opponent	Score	RPI	S	Opponent	Score	RPI	S	Opponent	Score	RPI	S	Opponent	Score
21	A	Florida	65 122	29	A	Ohio	65 91					122	H	Pittsburgh	59 74
												153	A	Marshall	73 81
												174	A	Cornell	69 75
												183	N	Eastern Ky.	82 88
												195	A	Cincinnati	86 93
												210	A	Canisius	52 77
												216	H	Sacred Heart	77 81
												219	H	Robert Morris	62 54
												235	A	Columbia	78 82
												245	A	Bryant	72 84
												245	H	Bryant	85 72
												276	H	Coastal Caro.	106 74
												289	A	Central Conn. St.	51 66
												289	H	Central Conn. St.	59 79
												310	A	Fairleigh Dickinson	72 73
												310	H	Fairleigh Dickinson	87 67
												325	A	LIU Brooklyn	84 75
												325	H	LIU Brooklyn	72 64
												330	A	Mt. St. Mary's	73 64
												330	H	Mt. St. Mary's	87 57
												334	A	St. Francis Brooklyn	83 76
												334	H	St. Francis Brooklyn	85 68
												341	A	Wagner	87 74
												341	H	Wagner	93 78
LAST 12 Division I GAMES:															
334	H	St. Francis Brooklyn	85 68	310	A	Fairleigh Dickinson	72 73								
325	H	LIU Brooklyn	72 64	219	H	Robert Morris	62 54								
341	A	Wagner	87 74	245	A	Bryant	72 84								
330	A	Mt. St. Mary's	73 64	289	A	Central Conn. St.	51 66								
245	H	Bryant	85 72	310	H	Fairleigh Dickinson	87 67								
289	H	Central Conn. St.	59 79	330	H	Mt. St. Mary's	87 57								

Non-Div I Games: Pitt.-Johnstown 82 78

Saint Francis (PA)

■ Loss,
 ■ Non-Conf,
 ■ S Site,
 ■ Home
 ■ A Away
 N Neutral

Saint Joseph's

Through Games Of Feb. 22, 2016

Average RPI Win:	148	WON-LOST	WINNING	LAST 10	STRENGTH OF	OPP. STRENGTH	TEAM	ADJ.	CONF.	ADJ CONF.
Average RPI Loss:	84	RECORD	PCT. RANK	GAMES	SCHEDULE	OF SCHEDULE	RPI	RPI	RPI	RPI
DIV. I ONLY	12- 14	196	3- 7	18	85	104	104	7	7	
DIV. I NON-CONF.	6- 6	160	0- 0	3	41	54	54	8	8	
TOTALS	RPI 1-25	RPI 26-50	W-L RECORDS	RPI 51-100	RPI 101-150	RPI 150+				
12- 14	0- 2	1- 4	OVERALL	4- 4	0- 1	7- 3				
8- 7	0- 1	1- 2	HOME	2- 3	0- 1	5- 0				
4- 7	0- 1	0- 2	AWAY	2- 1	0- 0	2- 3				
0- 0	0- 0	0- 0	NEUTRAL	0- 0	0- 0	0- 0				
6- 6	0- 1	1- 2	NON-CONFERENCE	3- 2	0- 1	2- 0				
4- 4	0- 1	1- 1	HOME	2- 1	0- 1	1- 0				
2- 2	0- 0	0- 1	AWAY	1- 1	0- 0	1- 0				
0- 0	0- 0	0- 0	NEUTRAL	0- 0	0- 0	0- 0				
6- 8	0- 1	0- 2	CONFERENCE	1- 2	0- 0	5- 3				
4- 3	0- 0	0- 1	HOME	0- 2	0- 0	4- 0				
2- 5	0- 1	0- 1	AWAY	1- 0	0- 0	1- 3				
0- 0	0- 0	0- 0	NEUTRAL	0- 0	0- 0	0- 0				

RPI 1-25				RPI 26-50				RPI 51-100				RPI 101+ Team's RPI: 104			
RPI	S	Opponent	Score	RPI	S	Opponent	Score	RPI	S	Opponent	Score	RPI	S	Opponent	Score
1	H	Notre Dame	55 91	30	H	Penn	50 46	52	H	Rutgers	65 78	119	H	Iona	75 81
18	A	Duquesne	59 73	33	H	Seton Hall	54 66	58	H	Saint Louis	66 77	157	H	UMBC	104 45
				36	A	St. Bonaventure	51 65	63	H	Dayton	61 71	177	A	Fordham	40 47
				39	H	George Washington	45 70	67	A	Temple	70 67	177	H	Fordham	61 51
				50	A	Villanova	49 55	74	A	Hofstra	62 75	184	A	George Mason	41 55
								79	A	VCU	66 63	187	H	Richmond	64 53
								81	H	Drexel	53 46	208	H	Rhode Island	74 63
								84	H	Central Mich.	76 66	215	A	Lehigh	63 62
												222	A	Massachusetts	62 58
												274	A	La Salle	70 75
												274	H	La Salle	64 55
LAST 12 Division I GAMES:															
208	H	Rhode Island	74 63	36	A	St. Bonaventure	51 65	58	H	Saint Louis	66 77	177	A	Fordham	40 47
274	A	La Salle	70 75	63	H	Dayton	61 71	187	H	Richmond	64 53	79	A	VCU	66 63
18	A	Duquesne	59 73	58	H	Saint Louis	66 77								
177	H	Fordham	61 51	58	H	Saint Louis	66 77								
184	A	George Mason	41 55	58	H	Saint Louis	66 77								
274	H	La Salle	64 55	58	H	Saint Louis	66 77								

Non-Div I Games:

Saint Joseph's

■ Loss,
 ■ Non-Conf,
 ■ S Site,
 ■ Home
 ■ A Away
 N Neutral

Saint Louis

Through Games Of Feb. 22, 2016

Average RPI Win:	186	WON-LOST	WINNING	LAST 10	STRENGTH OF	OPP. STRENGTH	TEAM	ADJ.	CONF.	ADJ CONF.
Average RPI Loss:	97	RECORD	PCT. RANK	GAMES	SCHEDULE	OF SCHEDULE	RPI	RPI	RPI	RPI
DIV. I ONLY	20- 6	40	8- 2	163	124	58	58	7	7	
DIV. I NON-CONF.	9- 3	69	0- 0	245	281	96	96	8	8	
TOTALS	RPI 1-25	RPI 26-50	W-L RECORDS	RPI 51-100	RPI 101-150	RPI 150+				
20- 6	1- 0	0- 2	OVERALL	2- 2	3- 0	14- 2				
10- 1	1- 0	0- 0	HOME	1- 0	0- 0	8- 1				
9- 5	0- 0	0- 2	AWAY	1- 2	3- 0	5- 1				
1- 0	0- 0	0- 0	NEUTRAL	0- 0	0- 0	1- 0				
9- 3	0- 0	0- 0	NON-CONFERENCE	0- 2	2- 0	7- 1				
4- 0	0- 0	0- 0	HOME	0- 0	0- 0	4- 0				
4- 3	0- 0	0- 0	AWAY	0- 2	2- 0	2- 1				
1- 0	0- 0	0- 0	NEUTRAL	0- 0	0- 0	1- 0				
11- 3	1- 0	0- 2	CONFERENCE	2- 0	1- 0	7- 1				
6- 1	1- 0	0- 0	HOME	1- 0	0- 0	4- 1				
5- 2	0- 0	0- 2	AWAY	1- 0	1- 0	3- 0				
0- 0	0- 0	0- 0	NEUTRAL	0- 0	0- 0	0- 0				

RPI 1-25				RPI 26-50				RPI 51-100 Team's RPI: 58				RPI 101+			
RPI	S	Opponent	Score	RPI	S	Opponent	Score	RPI	S	Opponent	Score	RPI	S	Opponent	Score
18	H	Duquesne	84 81	36	A	St. Bonaventure	59 80	63	H	Dayton	70 56	104	A	Saint Joseph's	77 66
				39	A	George Washington	80 89	72	A	Ball St.	70 79	105	A	Memphis	63 57
								79	A	VCU	77 72	111	A	Mercer	68 60
								83	A	Tulane	58 66	165	A	SIUE	64 71
												167	A	Davidson	79 50
												167	H	Davidson	88 51
												177	A	Fordham	51 49
												184	A	George Mason	61 50
												184	H	George Mason	63 73
												187	H	Richmond	73 48
												190	H	Tulsa	82 73
												204	H	Southeast Mo. St.	67 52
												209	A	Indiana St.	62 52
												222	H	Massachusetts	69 49
												274	H	La Salle	79 70
												277	N	Cleveland St.	76 65
												304	H	Bradley	75 58
												339	H	Eastern Ill.	78 47
												346	A	Alabama A&M	91 60
LAST 12 Division I GAMES:															
177	A	Fordham	51 49	184	A	George Mason	61 50								
18	H	Duquesne	84 81	274	H	La Salle	79 70								
167	H	Davidson	88 51	104	A	Saint Joseph's	77 66								
36	A	St. Bonaventure	59 80	63	H	Dayton	70 56								
187	H	Richmond	73 48	222	H	Massachusetts	69 49								
39	A	George Washington	80 89	167	A	Davidson	79 50								

Non-Div I Games: Mo.-St. Louis 67 31

Saint Louis

■ Loss,
 ■ Non-Conf,
 ■ S Site,
 ■ Home
 ■ A Away
 N Neutral

Saint Peter's

Through Games Of Feb. 22, 2016

Average RPI Win:	246	WON-LOST	WINNING	LAST 10	STRENGTH OF	OPP. STRENGTH	TEAM	ADJ.	CONF.	ADJ CONF.
Average RPI Loss:	197	RECORD	PCT. RANK	GAMES	SCHEDULE	OF SCHEDULE	RPI	RPI	RPI	RPI
DIV. I ONLY	4- 23	330	0- 10	232	277	336	336	23	23	
DIV. I NON-CONF.	2- 7	280	0- 0	164	330	294	294	23	23	
TOTALS	RPI 1-25	RPI 26-50	W-L RECORDS	RPI 51-100	RPI 101-150	RPI 150+				
4- 23	0- 1	0- 1	OVERALL	0- 2	0- 3	4- 16				
4- 10	0- 1	0- 0	HOME	0- 1	0- 2	4- 6				
0- 13	0- 0	0- 0	AWAY	0- 1	0- 0	0- 0				
0- 0	0- 0	0- 0	NEUTRAL	0- 0	0- 0	0- 0				
2- 7	0- 1	0- 1	NON-CONFERENCE	0- 0	0- 1	2- 4				
2- 3	0- 1	0- 0	HOME	0- 0	0- 1	2- 1				
0- 4	0- 0	0- 1	AWAY	0- 0	0- 0	0- 3				
0- 0	0- 0	0- 0	NEUTRAL	0- 0	0- 0	0- 0				
2- 16	0- 0	0- 0	CONFERENCE	0- 2	0- 2	2- 12				
2- 7	0- 0	0- 0	HOME	0- 1	0- 1	2- 5				
0- 9	0- 0	0- 0	AWAY	0- 1	0- 1	0- 7				
0- 0	0- 0	0- 0	NEUTRAL	0- 0	0- 0	0- 0				

RPI 1-25				RPI 26-50				RPI 51-100				RPI 101+ Team's RPI: 336			
RPI	S	Opponent	Score	RPI	S	Opponent	Score	RPI	S	Opponent	Score	RPI	S	Opponent	Score
18	H	Duquesne	38 63	33	A	Seton Hall	65 81	99	A	Quinnipiac	49 66	119	A	Iona	50 64
								99	H	Quinnipiac	53 65	119	H	Iona	51 65
												144	H	Stony Brook	35 69
												170	A	Marist	46 69
												170	H	Marist	55 74
												197	A	Fairfield	49 76
												197	H	Fairfield	56 46
												202	H	Brown	79 67
												210	A	Canisius	42 54
												210	H	Canisius	53 60
												215	A	Lehigh	42 74
												221	A	Siena	58 59
												221	H	Siena	55 64
												231	A	Manhattan	47 64
												233	H	Navy	39 50
												251	H	Monmouth	67 62
												286	A	Rider	48 57
												286	H	Rider	67 68
												308	A	Niagara	46 51
												308	H	Niagara	48 52
												310	A	Fairleigh Dickinson	52 73
												322	A	Lafayette	69 72
												334	H	St. Francis Brooklyn	44 40
LAST 12 Division I GAMES:															
119	A	Iona	50 64	99	A	Quinnipiac	49 66								
286	A	Rider	48 57	221	H	Siena	55 64								
99	H	Quinnipiac	53 65	170	A	Marist	46 69								
197	A	Fairfield	49 76	231	A	Manhattan	47 64								
286	H	Rider	67 68	308	A	Niagara	46 51								
170	H	Marist	55 74	210	A	Canisius	42 54								

Non-Div I Games:

Saint Peter's

■ Loss,
 ■ Non-Conf,
 ■ S Site,
 ■ H Home
 ■ A Away
 N Neutral

Average RPI Win:	296	WON-LOST	WINNING	LAST 10	STRENGTH OF	OPP. STRENGTH	TEAM	ADJ.	CONF.	ADJ CONF.
Average RPI Loss:	142	RECORD	PCT. RANK	GAMES	SCHEDULE	OF SCHEDULE	RPI	RPI	RPI	RPI
DIV. I ONLY	7- 15	271	2- 8	162	235	237	237	27	27	
DIV. I NON-CONF.	2- 6	272	0- 0	71	68	159	159	26	26	
TOTALS	RPI 1-25	RPI 26-50	W-L RECORDS	RPI 51-100	RPI 101-150	RPI 150+				
7- 15	0- 2	0- 1	OVERALL	0- 3	0- 3	7- 6				
3- 4	0- 0	0- 0	HOME	0- 1	0- 1	3- 2				
4- 10	0- 1	0- 1	AWAY	0- 2	0- 2	4- 4				
0- 1	0- 1	0- 0	NEUTRAL	0- 0	0- 0	0- 0				
2- 6	0- 2	0- 1	NON-CONFERENCE	0- 1	0- 1	2- 1				
0- 1	0- 0	0- 0	HOME	0- 0	0- 0	0- 1				
2- 4	0- 1	0- 1	AWAY	0- 1	0- 1	2- 0				
0- 1	0- 1	0- 0	NEUTRAL	0- 0	0- 0	0- 0				
5- 9	0- 0	0- 0	CONFERENCE	0- 2	0- 2	5- 5				
3- 3	0- 0	0- 0	HOME	0- 1	0- 1	3- 1				
2- 6	0- 0	0- 0	AWAY	0- 1	0- 1	2- 4				
0- 0	0- 0	0- 0	NEUTRAL	0- 0	0- 0	0- 0				

RPI 1-25				RPI 26-50				RPI 51-100				RPI 101+ Team's RPI: 237			
RPI	S	Opponent	Score	RPI	S	Opponent	Score	RPI	S	Opponent	Score	RPI	S	Opponent	Score
6	A	Texas	49 83	48	A	Kansas St.	50 78	68	A	Abilene Christian	55 67	110	H	Central Ark.	63 73
17	N	Florida St.	37 94					68	H	Abilene Christian	76 87	128	A	Northwestern St.	49 69
								86	A	TCU	59 85	132	A	Arkansas	47 67
												161	A	McNeese St.	79 82
												211	A	Stephen F. Austin	63 70
												224	H	Rice	46 58
												241	A	Texas Southern	53 51
												246	A	Houston Baptist	63 67
												246	H	Houston Baptist	78 70
												284	A	Lamar	78 76
												309	H	Southeastern La.	80 56
												313	A	A&M-Corpus Christi	71 81
												317	H	Nicholls St.	63 67
												325	A	LIU Brooklyn	63 56
												332	A	Incarinate Word	65 60
												335	H	New Orleans	64 52
LAST 12 Division I GAMES:															
110	H	Central Ark.	63 73	211	A	Stephen F. Austin	63 70								
246	H	Houston Baptist	78 70	68	H	Abilene Christian	76 87								
68	A	Abilene Christian	55 67	161	A	McNeese St.	79 82								
313	A	A&M-Corpus Christi	71 81	317	H	Nicholls St.	63 67								
246	A	Houston Baptist	63 67	335	H	New Orleans	64 52								
284	A	Lamar	78 76	309	H	Southeastern La.	80 56								

Non-Div I Games: LSU-Alexandria 85 50 Our Lady Of The Lak67 56

Sam Houston St.

Average RPI Win:	243	WON-LOST	WINNING	LAST 10	STRENGTH OF	OPP. STRENGTH	TEAM	ADJ.	CONF.	ADJ CONF.
Average RPI Loss:	91	RECORD	PCT. RANK	GAMES	SCHEDULE	OF SCHEDULE	RPI	RPI	RPI	RPI
DIV. I ONLY	15- 10	112	7- 3	197	181	112	112	17	17	
DIV. I NON-CONF.	6- 7	176	0- 0	205	173	144	144	15	15	
TOTALS	RPI 1-25	RPI 26-50	W-L RECORDS	RPI 51-100	RPI 101-150	RPI 150+				
15- 10	0- 0	0- 2	OVERALL	1- 3	1- 4	13- 1				
5- 2	0- 0	0- 0	HOME	1- 0	0- 2	4- 0				
9- 8	0- 0	0- 2	AWAY	0- 3	1- 2	8- 1				
1- 0	0- 0	0- 0	NEUTRAL	0- 0	0- 0	1- 0				
6- 7	0- 0	0- 2	NON-CONFERENCE	0- 2	1- 2	5- 1				
1- 1	0- 0	0- 0	HOME	0- 0	0- 1	1- 0				
4- 6	0- 0	0- 2	AWAY	0- 2	1- 1	3- 1				
1- 0	0- 0	0- 0	NEUTRAL	0- 0	0- 0	1- 0				
9- 3	0- 0	0- 0	CONFERENCE	1- 1	0- 2	8- 0				
4- 1	0- 0	0- 0	HOME	1- 0	0- 1	3- 0				
5- 2	0- 0	0- 0	AWAY	0- 1	0- 1	5- 0				
0- 0	0- 0	0- 0	NEUTRAL	0- 0	0- 0	0- 0				

RPI S	Opponent	Score	RPI S	Opponent	Score	RPI S	Opponent	Score	RPI S	Opponent	Score	Team's RPI: 112
31	A Mississippi St.	47 68	51	A Chattanooga	30 53	103	H Harvard	54 60				
46	A Indiana	56 65	51	H Chattanooga	48 43	111	A Mercer	61 63				
			76	A Georgia Tech	55 66	111	H Mercer	60 63				
			87	A UT Martin	50 52	123	A LSU	47 44				
						146	A UAB	41 61				
						151	A Southern Miss.	48 56				
						158	A ETSU	56 51				
						158	H ETSU	55 47				
						180	H Troy	73 69				
						226	A Furman	58 45				
						279	A Alabama St.	54 35				
						291	A Jacksonville St.	50 39				
						297	A UNCG	57 52				
						297	H UNCG	80 49				
						306	A Wofford	58 39				
						311	A Western Caro.	59 42				
						311	H Western Caro.	57 52				
						317	N Nicholls St.	45 43				
						346	A Alabama A&M	54 30				
LAST 12 Division I GAMES:												
158	A ETSU	56 51	226	A Furman	58 45							
51	A Chattanooga	30 53	51	H Chattanooga	48 43							
111	A Mercer	61 63	158	H ETSU	55 47							
311	H Western Caro.	57 52	111	H Mercer	60 63							
297	H UNCG	80 49	297	A UNCG	57 52							
306	A Wofford	58 39	311	A Western Caro.	59 42							

Non-Div I Games: AUM 82 32 Shorter 53 33

Samford

Loss, Non-Conf, S Site, H Home A Away N Neutral

Average RPI Win:	195	WON-LOST	WINNING	LAST 10	STRENGTH OF	OPP. STRENGTH	TEAM	ADJ.	CONF.	ADJ CONF.
Average RPI Loss:	61	RECORD	PCT. RANK	GAMES	SCHEDULE	OF SCHEDULE	RPI	RPI	RPI	RPI
DIV. I ONLY	20- 6	40	6- 4	167	108	77	77	8	8	
DIV. I NON-CONF.	9- 1	22	0- 0	319	172	116	116	9	9	
TOTALS	RPI 1-25	RPI 26-50	W-L RECORDS	RPI 51-100	RPI 101-150	RPI 150+				
20- 6	1- 1	0- 0	OVERALL	1- 4	5- 1	13- 0				
10- 4	1- 0	0- 0	HOME	0- 3	3- 1	6- 0				
10- 2	0- 1	0- 0	AWAY	1- 1	2- 0	7- 0				
0- 0	0- 0	0- 0	NEUTRAL	0- 0	0- 0	0- 0				
9- 1	0- 0	0- 0	NON-CONFERENCE	0- 1	3- 0	6- 0				
4- 1	0- 0	0- 0	HOME	0- 1	2- 0	2- 0				
5- 0	0- 0	0- 0	AWAY	0- 0	1- 0	4- 0				
0- 0	0- 0	0- 0	NEUTRAL	0- 0	0- 0	0- 0				
11- 5	1- 1	0- 0	CONFERENCE	1- 3	2- 1	7- 0				
6- 3	1- 0	0- 0	HOME	0- 2	1- 1	4- 0				
5- 2	0- 1	0- 0	AWAY	1- 1	1- 0	3- 0				
0- 0	0- 0	0- 0	NEUTRAL	0- 0	0- 0	0- 0				

RPI 1-25				RPI 26-50				RPI 51-100 Team's RPI: 77				RPI 101+			
RPI	S	Opponent	Score	RPI	S	Opponent	Score	RPI	S	Opponent	Score	RPI	S	Opponent	Score
12	A	BYU	60 68					59	A	St. Mary's (CA)	60 68	102	A	San Francisco	67 58
12	H	BYU	78 65					59	H	St. Mary's (CA)	68 73	102	H	San Francisco	54 59
								62	A	Santa Clara	70 58	108	H	Gonzaga	63 54
								62	H	Santa Clara	47 61	129	H	Akron	86 65
								73	H	Washington St.	72 78	133	A	Fresno St.	72 68
												134	H	Arizona	59 54
												156	A	Pacific	59 56
												156	H	Pacific	69 56
												160	A	Montana St.	62 49
												242	A	Loyola Marymount	75 67
												242	H	Loyola Marymount	82 58
												243	H	Valparaiso	76 60
												249	A	San Diego St.	60 53
												266	A	Pepperdine	70 54
												266	H	Pepperdine	74 55
												287	H	Portland	71 43
												300	H	CSUN	86 64
												323	A	Nevada	84 47
												338	A	Cal St. Fullerton	53 44
LAST 12 Division I GAMES:															
12	A	BYU	60 68	266	A	Pepperdine	70 54								
102	H	San Francisco	54 59	242	H	Loyola Marymount	82 58								
62	H	Santa Clara	47 61	266	H	Pepperdine	74 55								
156	A	Pacific	59 56	108	H	Gonzaga	63 54								
59	A	St. Mary's (CA)	60 68	287	H	Portland	71 43								
242	A	Loyola Marymount	75 67	62	A	Santa Clara	70 58								

Non-Div I Games: Hope Int'l 90 52

San Diego

■ Loss,
 ■ Non-Conf,
 ■ S Site,
 ■ Home
 ■ A Away
 N Neutral

Average RPI Win:	247	WON-LOST	WINNING	LAST 10	STRENGTH OF	OPP. STRENGTH	TEAM	ADJ.	CONF.	ADJ CONF.
Average RPI Loss:	149	RECORD	PCT. RANK	GAMES	SCHEDULE	OF SCHEDULE	RPI	RPI	RPI	RPI
DIV. I ONLY	9- 15	244	4- 6	203	197	249	249	19	19	
DIV. I NON-CONF.	4- 6	201	0- 0	254	197	261	261	20	20	
TOTALS	RPI 1-25	RPI 26-50	W-L RECORDS	RPI 51-100	RPI 101-150	RPI 150+				
9- 15	0- 0	0- 3	OVERALL	0- 2	1- 3	8- 7				
5- 8	0- 0	0- 1	HOME	0- 2	1- 1	4- 4				
4- 7	0- 0	0- 2	AWAY	0- 0	0- 2	4- 3				
0- 0	0- 0	0- 0	NEUTRAL	0- 0	0- 0	0- 0				
4- 6	0- 0	0- 1	NON-CONFERENCE	0- 2	0- 1	4- 2				
3- 3	0- 0	0- 0	HOME	0- 2	0- 0	3- 1				
1- 3	0- 0	0- 1	AWAY	0- 0	0- 1	1- 1				
0- 0	0- 0	0- 0	NEUTRAL	0- 0	0- 0	0- 0				
5- 9	0- 0	0- 2	CONFERENCE	0- 0	1- 2	4- 5				
2- 5	0- 0	0- 1	HOME	0- 0	1- 1	1- 3				
3- 4	0- 0	0- 1	AWAY	0- 0	0- 1	3- 2				
0- 0	0- 0	0- 0	NEUTRAL	0- 0	0- 0	0- 0				

RPI 1-25				RPI 26-50				RPI 51-100				RPI 101+				Team's RPI: 249	
RPI	S	Opponent	Score	RPI	S	Opponent	Score	RPI	S	Opponent	Score	RPI	S	Opponent	Score		
				32	A	Washington	51 80	54	H	UC Riverside	68 85	133	A	Fresno St.	49 54		
				44	A	Colorado St.	54 70	77	H	San Diego	53 60	133	H	Fresno St.	65 54		
				44	H	Colorado St.	57 60					135	A	Long Beach St.	54 74		
												145	H	Boise St.	45 75		
												181	H	Wisconsin	63 57		
												182	A	New Mexico	51 46		
												187	H	UC Davis	54 65		
												196	A	San Jose St.	73 78		
												196	H	San Jose St.	87 70		
												203	A	Utah St.	59 72		
												203	H	Utah St.	36 55		
												212	H	UNLV	41 55		
												236	A	Wyoming	84 77		
												242	A	Loyola Marymount	65 92		
												300	A	CSUN	67 65		
												314	H	North Dakota St.	64 54		
												323	H	Nevada	64 70		
												338	H	Cal St. Fullerton	54 43		
												343	A	Air Force	69 66		
LAST 12 Division I GAMES:																	
				196	H	San Jose St.	87 70	323	H	Nevada	64 70						
				343	A	Air Force	69 66	203	A	Utah St.	59 72						
				133	H	Fresno St.	65 54	133	A	Fresno St.	49 54						
				182	A	New Mexico	51 46	145	H	Boise St.	45 75						
				44	A	Colorado St.	54 70	44	H	Colorado St.	57 60						
				212	H	UNLV	41 55	196	A	San Jose St.	73 78						

Non-Div I Games: San Diego Christian60 25

San Diego St.

San Francisco

Through Games Of Feb. 22, 2016

Average RPI Win:	199	WON-LOST	WINNING	LAST 10	STRENGTH OF	OPP. STRENGTH	TEAM	ADJ.	CONF.	ADJ CONF.
Average RPI Loss:	95	RECORD	PCT. RANK	GAMES	SCHEDULE	OF SCHEDULE	RPI	RPI	RPI	RPI
DIV. I ONLY	15- 10	112	7- 3	129	104	102	102	8	8	
DIV. I NON-CONF.	7- 2	57	0- 0	211	165	82	82	9	9	
TOTALS	RPI 1-25	RPI 26-50	W-L RECORDS	RPI 51-100	RPI 101-150	RPI 150+				
15- 10	0- 2	0- 0	OVERALL	2- 4	3- 1	10- 3				
6- 5	0- 1	0- 0	HOME	1- 3	2- 0	3- 1				
9- 5	0- 1	0- 0	AWAY	1- 1	1- 1	7- 2				
0- 0	0- 0	0- 0	NEUTRAL	0- 0	0- 0	0- 0				
7- 2	0- 0	0- 0	NON-CONFERENCE	1- 0	2- 0	4- 2				
2- 1	0- 0	0- 0	HOME	1- 0	1- 0	0- 1				
5- 1	0- 0	0- 0	AWAY	0- 0	1- 0	4- 1				
0- 0	0- 0	0- 0	NEUTRAL	0- 0	0- 0	0- 0				
8- 8	0- 2	0- 0	CONFERENCE	1- 4	1- 1	6- 1				
4- 4	0- 1	0- 0	HOME	0- 3	1- 0	3- 0				
4- 4	0- 1	0- 0	AWAY	1- 1	0- 1	3- 1				
0- 0	0- 0	0- 0	NEUTRAL	0- 0	0- 0	0- 0				

RPI S	Opponent	Score	RPI S	Opponent	Score	RPI S	Opponent	Score	RPI S	Opponent	Score	Team's RPI: 102
12	A BYU	62 65				54	H UC Riverside	88 76	108	A Gonzaga	47 68	
12	H BYU	57 66				59	H St. Mary's (CA)	68 78	108	H Gonzaga	71 52	
						62	A Santa Clara	57 68	114	H North Dakota	74 57	
						62	H Santa Clara	57 59	135	A Long Beach St.	66 52	
						77	A San Diego	59 54	156	A Pacific	57 70	
						77	H San Diego	58 67	169	A Sacramento St.	95 94	
									193	H Cal Poly	61 62	
									196	A San Jose St.	82 78	
									206	A Utah Valley	88 94	
									225	A North Texas	69 61	
									242	A Loyola Marymount	75 73	
									242	H Loyola Marymount	81 72	
									266	A Pepperdine	81 74	
									266	H Pepperdine	99 75	
									287	A Portland	82 63	
									287	H Portland	90 69	
									323	A Nevada	70 62	
LAST 12 Division I GAMES:												
242	H Loyola Marymount	81 72	287	H Portland	90 69							
266	H Pepperdine	99 75	62	A Santa Clara	57 68							
77	A San Diego	59 54	266	A Pepperdine	81 74							
12	A BYU	62 65	242	A Loyola Marymount	75 73							
62	H Santa Clara	57 59	12	H BYU	57 66							
108	H Gonzaga	71 52	77	H San Diego	58 67							

Non-Div I Games: Holy Names 77 31 San Fran. St. 73 45

San Francisco

Loss, Non-Conf, S Site, H Home A Away N Neutral

Average RPI Win: 256		WON-LOST	WINNING	LAST 10	STRENGTH OF	OPP. STRENGTH	TEAM	ADJ.	CONF.	ADJ CONF.
Average RPI Loss: 118		RECORD	PCT. RANK	GAMES	SCHEDULE	OF SCHEDULE	RPI	RPI	RPI	RPI
DIV. I ONLY		10- 15	234	5- 5	118	218	196	196	19	19
DIV. I NON-CONF.		1- 9	325	0- 0	56	182	273	273	20	20
TOTALS		RPI 1-25	RPI 26-50	W-L RECORDS	RPI 51-100	RPI 101-150	RPI 150+			
10- 15	0- 0		0- 2	OVERALL	0- 5	1- 4	9- 4			
5- 7	0- 0		0- 1	HOME	0- 2	0- 4	5- 0			
5- 8	0- 0		0- 1	AWAY	0- 3	1- 0	4- 4			
0- 0	0- 0		0- 0	NEUTRAL	0- 0	0- 0	0- 0			
1- 9	0- 0		0- 0	NON-CONFERENCE	0- 5	0- 2	1- 2			
1- 4	0- 0		0- 0	HOME	0- 2	0- 2	1- 0			
0- 5	0- 0		0- 0	AWAY	0- 3	0- 0	0- 2			
0- 0	0- 0		0- 0	NEUTRAL	0- 0	0- 0	0- 0			
9- 6	0- 0		0- 2	CONFERENCE	0- 0	1- 2	8- 2			
4- 3	0- 0		0- 1	HOME	0- 0	0- 2	4- 0			
5- 3	0- 0		0- 1	AWAY	0- 0	1- 0	4- 2			
0- 0	0- 0		0- 0	NEUTRAL	0- 0	0- 0	0- 0			

RPI 1-25				RPI 26-50				RPI 51-100				RPI 101+				Team's RPI: 196	
RPI	S	Opponent	Score	RPI	S	Opponent	Score	RPI	S	Opponent	Score	RPI	S	Opponent	Score		
				44	A	Colorado St.	54 76	59	A	St. Mary's (CA)	81 91	102	H	San Francisco	78 82		
				44	H	Colorado St.	78 80	60	A	Oregon	74 104	121	H	Hawaii	73 76		
								65	H	South Dakota	77 87	133	A	Fresno St.	66 64		
								73	A	Washington St.	80 95	133	H	Fresno St.	54 59		
								93	H	New Mexico St.	66 75	145	H	Boise St.	75 78		
												156	A	Pacific	69 81		
												182	A	New Mexico	57 71		
												182	H	New Mexico	59 58		
												203	A	Utah St.	86 74		
												212	H	UNLV	69 61		
												236	A	Wyoming	67 66		
												240	A	CSU Bakersfield	88 90		
												249	A	San Diego St.	70 87		
												249	H	San Diego St.	78 73		
												323	A	Nevada	76 63		
												337	H	UC Irvine	79 58		
												343	A	Air Force	72 49		
												343	H	Air Force	81 60		
LAST 12 Division I GAMES:																	
				249	A	San Diego St.	70 87	44	H	Colorado St.	78 80						
				323	A	Nevada	76 63	182	A	New Mexico	57 71						
				182	H	New Mexico	59 58	145	H	Boise St.	75 78						
				212	H	UNLV	69 61	133	H	Fresno St.	54 59						
				133	A	Fresno St.	66 64	236	A	Wyoming	67 66						
				343	A	Air Force	72 49	44	A	Colorado St.	54 76						

Non-Div I Games:	Southern Ore.	92	78
------------------	---------------	----	----

San Jose St.

Loss, Non-Conf, S Site, H Home A Away N Neutral

Average RPI Win:	308	WON-LOST	WINNING	LAST 10	STRENGTH OF	OPP. STRENGTH	TEAM	ADJ.	CONF.	ADJ CONF.
Average RPI Loss:	183	RECORD	PCT. RANK	GAMES	SCHEDULE	OF SCHEDULE	RPI	RPI	RPI	RPI
DIV. I ONLY	6- 16	283	4- 6	261	311	292	292	31	31	
DIV. I NON-CONF.	1- 8	320	0- 0	52	106	224	224	30	30	
TOTALS	RPI 1-25	RPI 26-50	W-L RECORDS	RPI 51-100	RPI 101-150	RPI 150+				
6- 16	0- 2	0- 1	OVERALL	0- 2	0- 2	6- 9				
3- 5	0- 0	0- 0	HOME	0- 1	0- 0	3- 4				
3- 11	0- 2	0- 1	AWAY	0- 1	0- 2	3- 5				
0- 0	0- 0	0- 0	NEUTRAL	0- 0	0- 0	0- 0				
1- 8	0- 2	0- 1	NON-CONFERENCE	0- 2	0- 1	1- 2				
0- 2	0- 0	0- 0	HOME	0- 1	0- 0	0- 1				
1- 6	0- 2	0- 1	AWAY	0- 1	0- 1	1- 1				
0- 0	0- 0	0- 0	NEUTRAL	0- 0	0- 0	0- 0				
5- 8	0- 0	0- 0	CONFERENCE	0- 0	0- 1	5- 7				
3- 3	0- 0	0- 0	HOME	0- 0	0- 0	3- 3				
2- 5	0- 0	0- 0	AWAY	0- 0	0- 1	2- 4				
0- 0	0- 0	0- 0	NEUTRAL	0- 0	0- 0	0- 0				

RPI 1-25				RPI 26-50				RPI 51-100				RPI 101+ Team's RPI: 292			
RPI	S	Opponent	Score	RPI	S	Opponent	Score	RPI	S	Opponent	Score	RPI	S	Opponent	Score
19	A	Oklahoma St.	48 76	31	A	Mississippi St.	25 92	52	A	Rutgers	26 65	141	A	Jacksonville	52 65
21	A	Florida	34 99					56	H	Auburn	40 62	150	A	Hampton	53 65
												234	A	N.C. A&T	31 60
												234	H	N.C. A&T	59 69
												244	H	Morgan St.	60 66
												254	H	Coppin St.	57 55
												255	A	Bethune-Cookman	44 50
												279	A	Alabama St.	60 49
												282	H	Ga. Southern	48 64
												285	H	UMES	60 42
												291	A	Jacksonville St.	35 50
												294	A	Florida A&M	38 59
												299	A	South Carolina St.	43 56
												329	H	Delaware St.	59 67
												333	A	Howard	69 64
												347	A	Norfolk St.	68 53
												349	H	N.C. Central	57 39
LAST 12 Division I GAMES:															
333	A	Howard	69 64	347	A	Norfolk St.	68 53								
299	A	South Carolina St.	43 56	150	A	Hampton	53 65								
254	H	Coppin St.	57 55	329	H	Delaware St.	59 67								
244	H	Morgan St.	60 66	285	H	UMES	60 42								
255	A	Bethune-Cookman	44 50	349	H	N.C. Central	57 39								
234	A	N.C. A&T	31 60	234	H	N.C. A&T	59 69								

Non-Div I Games: Columbia (SC) 101 34 Allen 72 46

Savannah St.

Loss, Non-Conf, S Site, H Home A Away N Neutral

Average RPI Win:	274	WON-LOST	WINNING	LAST 10	STRENGTH OF	OPP. STRENGTH	TEAM	ADJ.	CONF.	ADJ CONF.
Average RPI Loss:	163	RECORD	PCT. RANK	GAMES	SCHEDULE	OF SCHEDULE	RPI	RPI	RPI	RPI
DIV. I ONLY	8- 18	273	1- 9	175	303	257	257	25	25	
DIV. I NON-CONF.	5- 9	233	0- 0	102	289	179	179	25	25	
TOTALS	RPI 1-25	RPI 26-50	W-L RECORDS	RPI 51-100	RPI 101-150	RPI 150+				
8- 18	0- 0	0- 2	OVERALL	0- 4	0- 3	8- 9				
3- 8	0- 0	0- 0	HOME	0- 2	0- 2	3- 4				
5- 9	0- 0	0- 1	AWAY	0- 2	0- 1	5- 5				
0- 1	0- 0	0- 1	NEUTRAL	0- 0	0- 0	0- 0				
5- 9	0- 0	0- 2	NON-CONFERENCE	0- 2	0- 3	5- 2				
1- 4	0- 0	0- 0	HOME	0- 1	0- 2	1- 1				
4- 4	0- 0	0- 1	AWAY	0- 1	0- 1	4- 1				
0- 1	0- 0	0- 1	NEUTRAL	0- 0	0- 0	0- 0				
3- 9	0- 0	0- 0	CONFERENCE	0- 2	0- 0	3- 7				
2- 4	0- 0	0- 0	HOME	0- 1	0- 0	2- 3				
1- 5	0- 0	0- 0	AWAY	0- 1	0- 0	1- 4				
0- 0	0- 0	0- 0	NEUTRAL	0- 0	0- 0	0- 0				

RPI S	Opponent	Score	RPI S	Opponent	Score	RPI S	Opponent	Score	RPI S	Opponent	Score	Team's RPI: 257
32	A Washington	55 96	54	H UC Riverside	70 92	135	H Long Beach St.	57 69				
38	N Princeton	48 85	60	A Oregon	62 82	137	A Idaho	60 64				
			93	A New Mexico St.	54 69	145	H Boise St.	66 84				
			93	H New Mexico St.	56 66	160	H Montana St.	51 80				
						192	A Montana	58 44				
						206	H Utah Valley	44 61				
						207	A UTRGV	74 71				
						207	H UTRGV	71 76				
						230	A Grand Canyon	53 60				
						230	H Grand Canyon	54 67				
						232	A Idaho St.	67 83				
						240	A CSU Bakersfield	68 76				
						242	A Loyola Marymount	78 69				
						296	H Denver	59 51				
						300	A CSUN	62 56				
						302	A UMKC	43 64				
						302	H UMKC	69 63				
						315	A Portland St.	85 64				
						340	A Chicago St.	49 57				
						340	H Chicago St.	59 45				
LAST 12 Division I GAMES:												
93	H New Mexico St.	56 66	206	H Utah Valley	44 61							
207	H UTRGV	71 76	207	A UTRGV	74 71							
230	A Grand Canyon	53 60	93	A New Mexico St.	54 69							
302	A UMKC	43 64	240	A CSU Bakersfield	68 76							
340	A Chicago St.	49 57	340	H Chicago St.	59 45							
230	H Grand Canyon	54 67	302	H UMKC	69 63							

Non-Div I Games: Evergreen St. 81 38

Seattle

Season Hall				Through Games of Feb. 11, 1919						
Average RPI Win:	134	WON-LOST	WINNING	LAST 10	STRENGTH OF	OPP. STRENGTH	TEAM	ADJ.	CONF.	ADJ CONF.
Average RPI Loss:	52	RECORD	PCT. RANK	GAMES	SCHEDULE	OF SCHEDULE	RPI	RPI	RPI	RPI
DIV. I ONLY	20- 7	47	7- 3	64	57	33	33	6	6	
DIV. I NON-CONF.	10- 1	19	0- 0	49	37	6	6	6	6	

TOTALS	RPI 1-25	RPI 26-50		W-L RECORDS		RPI 51-100	RPI 101-150	RPI 150+		
20- 7	1- 2	3- 3		OVERALL		3- 2	7- 0	6- 0		
9- 3	0- 1	2- 1		HOME		2- 1	1- 0	4- 0		
9- 4	1- 1	0- 2		AWAY		1- 1	5- 0	2- 0		
2- 0	0- 0	1- 0		NEUTRAL		0- 0	1- 0	0- 0		
10- 1	0- 1	2- 0		NON-CONFERENCE		1- 0	4- 0	3- 0		
5- 0	0- 0	1- 0		HOME		1- 0	0- 0	3- 0		
3- 1	0- 1	0- 0		AWAY		0- 0	3- 0	0- 0		
2- 0	0- 0	1- 0		NEUTRAL		0- 0	1- 0	0- 0		
10- 6	1- 1	1- 3		CONFERENCE		2- 2	3- 0	3- 0		
4- 3	0- 1	1- 1		HOME		1- 1	1- 0	1- 0		
6- 3	1- 0	0- 2		AWAY		1- 1	2- 0	2- 0		
0- 0	0- 0	0- 0		NEUTRAL		0- 0	0- 0	0- 0		

RPI 1-25				RPI 26-50				Team's RPI: 33				RPI 51-100				RPI 101+			
RPI	S	Opponent	Score	RPI	S	Opponent	Score	RPI	S	Opponent	Score	RPI	S	Opponent	Score	RPI	S	Opponent	Score
20	A	Georgia	52 70	38	H	Princeton	71 64	52	H	Rutgers	77 49	104	A	Saint Joseph's	66 54				
22	A	DePaul	83 74	42	N	North Carolina St.	58 55	88	A	Marquette	82 89	107	N	UNI	57 49				
22	H	DePaul	74 86	45	A	St. John's (NY)	69 71	88	H	Marquette	99 68	116	A	Liberty	92 56				
				45	H	St. John's (NY)	64 72	94	A	Georgetown	83 75	140	A	Creighton	86 82				
				50	A	Villanova	45 55	94	H	Georgetown	65 73	148	A	Xavier	72 67				
				50	H	Villanova	60 50					148	H	Xavier	82 66				
												149	A	UT Arlington	61 54				
												177	H	Fordham	66 54				
												185	A	Butler	72 67				
												185	H	Butler	98 77				
												245	H	Bryant	93 57				
												263	A	Providence	64 54				
												336	H	Saint Peter's	81 65				
LAST 12 Division I GAMES:																			
148	A	Xavier	72 67	22	A	DePaul	83 74												
185	A	Butler	72 67	185	H	Butler	98 77												
50	H	Villanova	60 50	148	H	Xavier	82 66												
94	H	Georgetown	65 73	94	A	Georgetown	83 75												
45	H	St. John's (NY)	64 72	50	A	Villanova	45 55												
88	A	Marquette	82 89	45	A	St. John's (NY)	69 71												

Non-Div I Games:

Seton Hall

■ Loss,
■ Non-Conf,
■ S Site,
■ H Home
■ A Away
N Neutral

Average RPI Win: 268	WON-LOST	WINNING	LAST 10	STRENGTH OF	OPP. STRENGTH	TEAM	ADJ.	CONF.	ADJ CONF.
Average RPI Loss: 170	RECORD	PCT. RANK	GAMES	SCHEDULE	OF SCHEDULE	RPI	RPI	RPI	RPI
DIV. I ONLY	12- 16	220	1- 7	214	284	221	221	23	23
DIV. I NON-CONF.	3- 7	248	1- 1	162	324	218	218	23	23
TOTALS	RPI 1-25	RPI 26-50	W-L RECORDS	RPI 51-100	RPI 101-150	RPI 150+			
12- 16	0- 0	0- 2	OVERALL	0- 2	0- 3	12- 9			
5- 5	0- 0	0- 1	HOME	0- 1	0- 1	5- 2			
6- 10	0- 0	0- 1	AWAY	0- 1	0- 2	6- 6			
1- 1	0- 0	0- 0	NEUTRAL	0- 0	0- 0	1- 1			
3- 7	0- 0	0- 2	NON-CONFERENCE	0- 0	0- 1	3- 4			
0- 2	0- 0	0- 1	HOME	0- 0	0- 0	0- 1			
2- 4	0- 0	0- 1	AWAY	0- 0	0- 1	2- 2			
1- 1	0- 0	0- 0	NEUTRAL	0- 0	0- 0	1- 1			
9- 9	0- 0	0- 0	CONFERENCE	0- 2	0- 2	9- 5			
5- 3	0- 0	0- 0	HOME	0- 1	0- 1	5- 1			
4- 6	0- 0	0- 0	AWAY	0- 1	0- 1	4- 4			
0- 0	0- 0	0- 0	NEUTRAL	0- 0	0- 0	0- 0			

RPI S	Opponent	Score	RPI S	Opponent	Score	RPI S	Opponent	Score	RPI S	Opponent	Score	Team's RPI: 221
36	A St. Bonaventure	40 57	99	A Quinnipiac	52 94	119	A Iona	51 63				
47	H Albany (NY)	42 61	99	H Quinnipiac	59 69	119	H Iona	51 64				
						136	A Southern Ill.	54 73				
						159	H Northeastern	67 70				
						170	A Marist	37 66				
						197	A Fairfield	55 67				
						197	H Fairfield	51 71				
						210	A Canisius	58 52				
						210	H Canisius	61 57				
						231	A Manhattan	49 56				
						231	H Manhattan	60 59				
						233	A Navy	58 59				
						238	A New Hampshire	57 53				
						244	N Morgan St.	69 46				
						251	A Monmouth	69 63				
						251	H Monmouth	64 54				
						279	N Alabama St.	53 57				
						286	A Rider	58 70				
						286	H Rider	66 45				
						307	A Colgate	50 52				
						308	A Niagara	59 51				
						310	A Fairleigh Dickinson	81 65				
						336	A Saint Peter's	64 55				
						336	H Saint Peter's	59 58				
LAST 12 Division I GAMES:												
244	N Morgan St.	69 46	197	A Fairfield	55 67							
279	N Alabama St.	53 57	99	H Quinnipiac	59 69							
119	A Iona	51 63	336	A Saint Peter's	64 55							
197	H Fairfield	51 71	170	A Marist	37 66							
231	A Manhattan	49 56	99	A Quinnipiac	52 94							
119	H Iona	51 64	210	H Canisius	61 57							

Non-Div I Games:

Siena

■ Loss,
 ■ Non-Conf,
 ■ S Site,
 ■ Home
 ■ A Away
 N Neutral

Average RPI Win:	242	WON-LOST	WINNING	LAST 10	STRENGTH OF	OPP. STRENGTH	TEAM	ADJ.	CONF.	ADJ CONF.
Average RPI Loss:	143	RECORD	PCT. RANK	GAMES	SCHEDULE	OF SCHEDULE	RPI	RPI	RPI	RPI
DIV. I ONLY	11- 12	191	7- 3	181	216	186	186	16	16	
DIV. I NON-CONF.	2- 5	253	0- 0	176	260	230	230	14	14	
TOTALS	RPI 1-25	RPI 26-50	W-L RECORDS	RPI 51-100	RPI 101-150	RPI 150+				
11- 12	0- 1	0- 2	OVERALL	0- 0	1- 4	10- 5				
5- 6	0- 1	0- 1	HOME	0- 0	1- 2	4- 2				
6- 6	0- 0	0- 1	AWAY	0- 0	0- 1	6- 3				
0- 0	0- 0	0- 0	NEUTRAL	0- 0	0- 0	0- 0				
2- 5	0- 1	0- 0	NON-CONFERENCE	0- 0	0- 1	2- 3				
0- 3	0- 1	0- 0	HOME	0- 0	0- 1	0- 1				
2- 2	0- 0	0- 0	AWAY	0- 0	0- 0	2- 2				
0- 0	0- 0	0- 0	NEUTRAL	0- 0	0- 0	0- 0				
9- 7	0- 0	0- 2	CONFERENCE	0- 0	1- 3	8- 2				
5- 3	0- 0	0- 1	HOME	0- 0	1- 1	4- 1				
4- 4	0- 0	0- 1	AWAY	0- 0	0- 2	4- 1				
0- 0	0- 0	0- 0	NEUTRAL	0- 0	0- 0	0- 0				

RPI	S	Opponent	Score	RPI	S	Opponent	Score	RPI	S	Opponent	Score	RPI	S	Opponent	Score	Team's RPI: 186
21	H	Florida	60 72	41	A	Arkansas St.	51 58					124	A	Little Rock	43 74	
				41	H	Arkansas St.	53 66					124	H	Little Rock	34 47	
												127	A	La.-Lafayette	50 69	
												146	H	UAB	39 53	
												149	H	UT Arlington	59 55	
												151	A	Southern Miss.	51 71	
												163	A	Southern U.	45 50	
												180	A	Troy	75 71	
												180	H	Troy	65 63	
												223	H	Texas St.	71 73	
												230	A	Grand Canyon	59 56	
												264	A	Georgia St.	60 52	
												264	H	Georgia St.	83 45	
												268	H	UCF	36 77	
												273	A	Appalachian St.	68 54	
												273	H	Appalachian St.	71 55	
												279	A	Alabama St.	47 43	
												282	A	Ga. Southern	43 57	
												282	H	Ga. Southern	48 45	
												290	A	La.-Monroe	63 57	
LAST 12 Division I GAMES:																
273	A	Appalachian St.	68 54	273	H	Appalachian St.	71 55									
180	H	Troy	65 63	180	A	Troy	75 71									
282	H	Ga. Southern	48 45	290	A	La.-Monroe	63 57									
264	H	Georgia St.	83 45	127	A	La.-Lafayette	50 69									
124	A	Little Rock	43 74	149	H	UT Arlington	59 55									
41	A	Arkansas St.	51 58	223	H	Texas St.	71 73									

Non-Div I Games: Spring Hill 64 49 William Carey 66 30

South Ala.

Loss, Non-Conf, S Site, H Home A Away N Neutral

South Carolina

Through Games Of Feb. 22, 2016

Average RPI Win:	95	WON-LOST	WINNING	LAST 10	STRENGTH OF	OPP. STRENGTH	TEAM	ADJ.	CONF.	ADJ CONF.
Average RPI Loss:	4	RECORD	PCT. RANK	GAMES	SCHEDULE	OF SCHEDULE	RPI	RPI	RPI	RPI
DIV. I ONLY	26- 1	3	9- 1	6	8	2	2	2	2	2
DIV. I NON-CONF.	12- 1	9	0- 1	84	7	12	12	2	2	2
TOTALS	RPI 1-25	RPI 26-50	W-L RECORDS	RPI 51-100	RPI 101-150	RPI 150+				
26- 1	10- 1	2- 0	OVERALL	4- 0	3- 0	7- 0				
13- 1	5- 1	1- 0	HOME	2- 0	2- 0	3- 0				
10- 0	4- 0	1- 0	AWAY	2- 0	1- 0	2- 0				
3- 0	1- 0	0- 0	NEUTRAL	0- 0	0- 0	2- 0				
12- 1	3- 1	0- 0	NON-CONFERENCE	2- 0	2- 0	5- 0				
6- 1	1- 1	0- 0	HOME	2- 0	1- 0	2- 0				
3- 0	1- 0	0- 0	AWAY	0- 0	1- 0	1- 0				
3- 0	1- 0	0- 0	NEUTRAL	0- 0	0- 0	2- 0				
14- 0	7- 0	2- 0	CONFERENCE	2- 0	1- 0	2- 0				
7- 0	4- 0	1- 0	HOME	0- 0	1- 0	1- 0				
7- 0	3- 0	1- 0	AWAY	2- 0	0- 0	1- 0				
0- 0	0- 0	0- 0	NEUTRAL	0- 0	0- 0	0- 0				

RPI	S	Opponent	Score	RPI	S	Opponent	Score	RPI	S	Opponent	Score	RPI	S	Opponent	Score
4	H	UConn	54 66	28	H	Missouri	83 58	53	H	Duke	66 55	121	A	Hawaii	67 51
5	H	Ohio St.	88 80	31	A	Mississippi St.	57 51	56	A	Auburn	74 58	132	H	Arkansas	85 32
8	N	Arizona St.	60 58					85	A	Vanderbilt	71 61	150	H	Hampton	86 48
9	A	UCLA	68 65					97	H	Elon	78 63	155	A	Alabama	66 46
13	A	Texas A&M	70 63									162	N	East Carolina	88 57
13	H	Texas A&M	59 58									166	H	Ole Miss	81 62
14	A	Kentucky	73 62									240	N	CSU Bakersfield	90 71
14	H	Kentucky	78 68									250	A	Clemson	67 41
20	H	Georgia	61 51									297	H	UNCG	92 44
21	H	Florida	86 71									318	H	Winthrop	86 37
24	A	Tennessee	62 56												
LAST 12 Division I GAMES:															
155	A	Alabama	66 46	13	A	Texas A&M	70 63								
20	H	Georgia	61 51	166	H	Ole Miss	81 62								
24	A	Tennessee	62 56	31	A	Mississippi St.	57 51								
21	H	Florida	86 71	56	A	Auburn	74 58								
4	H	UConn	54 66	13	H	Texas A&M	59 58								
14	H	Kentucky	78 68	14	A	Kentucky	73 62								

Non-Div I Games:

South Carolina

Loss, Non-Conf, S Site, H Home A Away N Neutral

Average RPI Win: 314		WON-LOST	WINNING	LAST 10	STRENGTH OF	OPP. STRENGTH	TEAM	ADJ.	CONF.	ADJ CONF.
Average RPI Loss: 217		RECORD	PCT. RANK	GAMES	SCHEDULE	OF SCHEDULE	RPI	RPI	RPI	RPI
DIV. I ONLY		9- 13	227	5- 5	344	339	299	299	31	31
DIV. I NON-CONF.		2- 6	272	0- 0	289	278	283	283	30	30
TOTALS	RPI 1-25	RPI 26-50		W-L RECORDS		RPI 51-100	RPI 101-150	RPI 150+		
9- 13	0- 0	0- 0		OVERALL		0- 0	0- 4	9- 9		
5- 3	0- 0	0- 0		HOME		0- 0	0- 0	5- 3		
4- 9	0- 0	0- 0		AWAY		0- 0	0- 3	4- 6		
0- 1	0- 0	0- 0		NEUTRAL		0- 0	0- 1	0- 0		
2- 6	0- 0	0- 0		NON-CONFERENCE		0- 0	0- 3	2- 3		
1- 0	0- 0	0- 0		HOME		0- 0	0- 0	1- 0		
1- 5	0- 0	0- 0		AWAY		0- 0	0- 2	1- 3		
0- 1	0- 0	0- 0		NEUTRAL		0- 0	0- 1	0- 0		
7- 7	0- 0	0- 0		CONFERENCE		0- 0	0- 1	7- 6		
4- 3	0- 0	0- 0		HOME		0- 0	0- 0	4- 3		
3- 4	0- 0	0- 0		AWAY		0- 0	0- 1	3- 3		
0- 0	0- 0	0- 0		NEUTRAL		0- 0	0- 0	0- 0		

[illegible]

Non-Div I Games:	Morris	90	39	Southern Wesleyan	75	52
------------------	--------	----	----	-------------------	----	----

South Carolina St.

Loss, Non-Conf, S Site, H Home A Away N Neutral

Average RPI Win:	207	WON-LOST	WINNING	LAST 10	STRENGTH OF	OPP. STRENGTH	TEAM	ADJ.	CONF.	ADJ CONF.
Average RPI Loss:	82	RECORD	PCT. RANK	GAMES	SCHEDULE	OF SCHEDULE	RPI	RPI	RPI	RPI
DIV. I ONLY	21- 5	29	10- 0	222	121	65	65	18	18	
DIV. I NON-CONF.	8- 4	99	0- 0	212	10	92	92	19	19	
TOTALS	RPI 1-25	RPI 26-50	W-L RECORDS	RPI 51-100	RPI 101-150	RPI 150+				
21- 5	0- 0	0- 2	OVERALL	3- 1	4- 2	14- 0				
11- 1	0- 0	0- 1	HOME	2- 0	3- 0	6- 0				
9- 4	0- 0	0- 1	AWAY	1- 1	1- 2	7- 0				
1- 0	0- 0	0- 0	NEUTRAL	0- 0	0- 0	1- 0				
8- 4	0- 0	0- 2	NON-CONFERENCE	1- 1	2- 1	5- 0				
3- 1	0- 0	0- 1	HOME	1- 0	1- 0	1- 0				
4- 3	0- 0	0- 1	AWAY	0- 1	1- 1	3- 0				
1- 0	0- 0	0- 0	NEUTRAL	0- 0	0- 0	1- 0				
13- 1	0- 0	0- 0	CONFERENCE	2- 0	2- 1	9- 0				
8- 0	0- 0	0- 0	HOME	1- 0	2- 0	5- 0				
5- 1	0- 0	0- 0	AWAY	1- 0	0- 1	4- 0				
0- 0	0- 0	0- 0	NEUTRAL	0- 0	0- 0	0- 0				

RPI 1-25			RPI 26-50			RPI 51-100			Team's RPI: 65			RPI 101+			
RPI	S	Opponent	Score	RPI	S	Opponent	Score	RPI	S	Opponent	Score	RPI	S	Opponent	Score
32	H	Washington	64 77	61	A	South Dakota St.	63 58	107	A	UNI	43 64				
48	A	Kansas St.	81 84	61	H	South Dakota St.	80 75	109	H	Drake	92 87				
				78	A	Utah	59 66	114	A	North Dakota	73 70				
				88	H	Marquette	97 69	126	H	IUPUI	65 59				
								147	A	Oral Roberts	56 60				
								147	H	Oral Roberts	71 48				
								152	A	Illinois	85 76				
								189	A	Fla. Atlantic	76 53				
								196	A	San Jose St.	87 77				
								228	A	Western Ill.	102 77				
								228	H	Western Ill.	86 50				
								259	A	Omaha	70 55				
								259	H	Omaha	82 76				
								273	N	Appalachian St.	87 60				
								296	A	Denver	79 33				
								296	H	Denver	85 60				
								314	A	North Dakota St.	96 94				
								314	H	North Dakota St.	80 54				
								315	H	Portland St.	103 61				
								316	H	IPFW	92 60				
LAST 12 Division I GAMES:															
61	H	South Dakota St.	80 75	228	A	Western Ill.	102 77								
228	H	Western Ill.	86 50	126	H	IUPUI	65 59								
147	H	Oral Roberts	71 48	316	H	IPFW	92 60								
259	A	Omaha	70 55	61	A	South Dakota St.	63 58								
296	A	Denver	79 33	314	A	North Dakota St.	96 94								
314	H	North Dakota St.	80 54	259	H	Omaha	82 76								

Non-Div I Games: Dakota Wesleyan 94 54

South Dakota

Average RPI Win:	209	WON-LOST	WINNING	LAST 10	STRENGTH OF	OPP. STRENGTH	TEAM	ADJ.	CONF.	ADJ CONF.
Average RPI Loss:	34	RECORD	PCT. RANK	GAMES	SCHEDULE	OF SCHEDULE	RPI	RPI	RPI	RPI
DIV. I ONLY	22- 5	26	8- 2	164	119	61	61	18	18	
DIV. I NON-CONF.	10- 3	61	0- 0	46	12	31	31	19	19	
TOTALS	RPI 1-25	RPI 26-50	W-L RECORDS	RPI 51-100	RPI 101-150	RPI 150+				
22- 5	1- 2	0- 1	OVERALL	0- 2	8- 0	13- 0				
13- 2	1- 1	0- 0	HOME	0- 1	4- 0	8- 0				
7- 2	0- 0	0- 1	AWAY	0- 1	2- 0	5- 0				
2- 1	0- 1	0- 0	NEUTRAL	0- 0	2- 0	0- 0				
10- 3	1- 2	0- 1	NON-CONFERENCE	0- 0	5- 0	4- 0				
6- 1	1- 1	0- 0	HOME	0- 0	2- 0	3- 0				
2- 1	0- 0	0- 1	AWAY	0- 0	1- 0	1- 0				
2- 1	0- 1	0- 0	NEUTRAL	0- 0	2- 0	0- 0				
12- 2	0- 0	0- 0	CONFERENCE	0- 2	3- 0	9- 0				
7- 1	0- 0	0- 0	HOME	0- 1	2- 0	5- 0				
5- 1	0- 0	0- 0	AWAY	0- 1	1- 0	4- 0				
0- 0	0- 0	0- 0	NEUTRAL	0- 0	0- 0	0- 0				

RPI 1-25				RPI 26-50				RPI 51-100				Team's RPI: 61	RPI 101+			
RPI	S	Opponent	Score	RPI	S	Opponent	Score	RPI	S	Opponent	Score		RPI	S	Opponent	Score
1	H	Notre Dame	64 75	27	A	Green Bay	57 58	65	A	South Dakota	75 80		107	H	UNI	89 86
11	N	Maryland	55 62					65	H	South Dakota	58 63		122	N	Pittsburgh	55 54
22	H	DePaul	88 79										126	H	IUPUI	68 66
													132	H	Arkansas	76 69
													140	A	Creighton	53 51
													143	N	Old Dominion	71 39
													147	A	Oral Roberts	68 50
													147	H	Oral Roberts	60 48
													170	H	Marist	77 68
													175	H	Northern Colo.	66 62
													228	H	Western Ill.	85 63
													253	A	Bowling Green	58 45
													259	A	Omaha	65 47
													259	H	Omaha	68 58
													296	A	Denver	76 39
													296	H	Denver	80 52
													314	A	North Dakota St.	81 63
													314	H	North Dakota St.	81 47
													315	H	Portland St.	74 65
													316	A	IPFW	61 42
													316	H	IPFW	92 64
LAST 12 Division I GAMES:																
				65	A	South Dakota	75 80						147	A	Oral Roberts	68 50
				296	H	Denver	80 52						228	H	Western Ill.	85 63
				316	H	IPFW	92 64						126	H	IUPUI	68 66
				147	H	Oral Roberts	60 48						65	H	South Dakota	58 63
				314	H	North Dakota St.	81 47						316	A	IPFW	61 42
				259	A	Omaha	65 47						259	H	Omaha	68 58

Non-Div I Games:

South Dakota St.

■ Loss,
 ■ Non-Conf, S Site,
 ■ Home
 ■ Away
 N Neutral

Average RPI Win:	150	WON-LOST	WINNING	LAST 10	STRENGTH OF	OPP. STRENGTH	TEAM	ADJ.	CONF.	ADJ CONF.
Average RPI Loss:	39	RECORD	PCT. RANK	GAMES	SCHEDULE	OF SCHEDULE	RPI	RPI	RPI	RPI
DIV. I ONLY	19- 7	56	4- 3	66	52	35	35	9	9	
DIV. I NON-CONF.	7- 4	110	0- 2	8	5	23	23	7	7	
TOTALS	RPI 1-25	RPI 26-50	W-L RECORDS	RPI 51-100	RPI 101-150	RPI 150+				
19- 7	1- 3	0- 2	OVERALL	4- 1	4- 1	10- 0				
14- 1	1- 1	0- 0	HOME	3- 0	4- 0	6- 0				
5- 5	0- 1	0- 0	AWAY	1- 1	0- 0	4- 0				
0- 1	0- 0	0- 1	NEUTRAL	0- 0	0- 0	0- 0				
7- 4	1- 2	0- 2	NON-CONFERENCE	2- 0	3- 0	1- 0				
7- 0	1- 0	0- 0	HOME	2- 0	3- 0	1- 0				
0- 3	0- 2	0- 1	AWAY	0- 0	0- 0	0- 0				
0- 1	0- 0	0- 1	NEUTRAL	0- 0	0- 0	0- 0				
12- 3	0- 1	0- 0	CONFERENCE	2- 1	1- 1	9- 0				
7- 1	0- 1	0- 0	HOME	1- 0	1- 0	5- 0				
5- 2	0- 0	0- 0	AWAY	1- 1	0- 1	4- 0				
0- 0	0- 0	0- 0	NEUTRAL	0- 0	0- 0	0- 0				

RPI 1-25				RPI 26-50				Team's RPI: 35	RPI 51-100				RPI 101+			
RPI	S	Opponent	Score	RPI	S	Opponent	Score		RPI	S	Opponent	Score	RPI	S	Opponent	Score
3	A	Baylor	63 66	31	N	Mississippi St.	58 68		51	H	Chattanooga	61 33	103	H	Harvard	86 59
4	H	UConn	59 75	45	A	St. John's (NY)	70 74		67	A	Temple	66 68	105	A	Memphis	87 88
15	A	Louisville	50 67						81	H	Drexel	73 58	105	H	Memphis	97 82
19	H	Oklahoma St.	68 46						83	A	Tulane	71 67	130	H	Penn St.	101 79
									83	H	Tulane	77 65	141	H	Jacksonville	74 52
													162	A	East Carolina	61 59
													162	H	East Carolina	75 54
													171	A	SMU	66 48
													171	H	SMU	83 56
													185	H	Butler	87 77
													195	A	Cincinnati	78 51
													195	H	Cincinnati	82 49
													268	A	UCF	88 49
													268	H	UCF	108 63
													278	H	Houston	73 49
LAST 12 Division I GAMES:																
3	A	Baylor	63 66	195	H	Cincinnati	82 49		171	A	SMU	66 48				
105	H	Memphis	97 82	278	H	Houston	73 49		268	A	UCF	88 49				
15	A	Louisville	50 67	105	A	Memphis	87 88		162	H	East Carolina	75 54				
195	A	Cincinnati	78 51													
83	H	Tulane	77 65													
67	A	Temple	66 68													

Non-Div I Games:

South Fla.

■ Loss,
 ■ Non-Conf,
 ■ S Site,
 ■ Home
 ■ A Away
 N Neutral

Average RPI Win:	277	WON-LOST	WINNING	LAST 10	STRENGTH OF	OPP. STRENGTH	TEAM	ADJ.	CONF.	ADJ CONF.
Average RPI Loss:	146	RECORD	PCT. RANK	GAMES	SCHEDULE	OF SCHEDULE	RPI	RPI	RPI	RPI
DIV. I ONLY	13- 12	158	3- 5	262	296	204	204	24	24	
DIV. I NON-CONF.	5- 6	180	0- 1	173	332	175	175	24	24	
TOTALS	RPI 1-25	RPI 26-50	W-L RECORDS	RPI 51-100	RPI 101-150	RPI 150+				
13- 12	0- 0	0- 1	OVERALL	0- 4	1- 2	12- 5				
7- 3	0- 0	0- 0	HOME	0- 1	1- 2	6- 0				
6- 7	0- 0	0- 1	AWAY	0- 2	0- 0	6- 4				
0- 2	0- 0	0- 0	NEUTRAL	0- 1	0- 0	0- 1				
5- 6	0- 0	0- 1	NON-CONFERENCE	0- 2	0- 2	5- 1				
1- 2	0- 0	0- 0	HOME	0- 0	0- 2	1- 0				
4- 2	0- 0	0- 1	AWAY	0- 1	0- 0	4- 0				
0- 2	0- 0	0- 0	NEUTRAL	0- 1	0- 0	0- 1				
8- 6	0- 0	0- 0	CONFERENCE	0- 2	1- 0	7- 4				
6- 1	0- 0	0- 0	HOME	0- 1	1- 0	5- 0				
2- 5	0- 0	0- 0	AWAY	0- 1	0- 0	2- 4				
0- 0	0- 0	0- 0	NEUTRAL	0- 0	0- 0	0- 0				

RPI S	Opponent	Score	RPI S	Opponent	Score	RPI S	Opponent	Score	RPI S	Opponent	Score	Team's RPI: 204
28	A Missouri	32 74	54	N UC Riverside	67 85	101	H Belmont	81 74	110	H Central Ark.	54 63	
			58	A Saint Louis	52 67	136	H Southern Ill.	72 87	165	A SIUE	73 80	
			87	A UT Martin	65 95	183	A Eastern Ky.	55 56	228	A Western Ill.	89 84	
			87	H UT Martin	74 84	232	N Idaho St.	64 65	262	H Tennessee St.	75 65	
						269	H Austin Peay	71 69	271	A Murray St.	61 80	
						271	H Murray St.	96 59	272	A Tennessee Tech	60 57	
						288	A Wichita St.	66 62	291	H Jacksonville St.	61 47	
						302	H UMKC	78 65	305	A Morehead St.	89 79	
						331	A Lipscomb	84 69	339	A Eastern Ill.	59 64	
						339	H Eastern Ill.	82 52	346	A Alabama A&M	69 58	
LAST 12 Division I GAMES:												
54	N UC Riverside	67 85	269	H Austin Peay	71 69							
339	H Eastern Ill.	82 52	87	H UT Martin	74 84							
271	A Murray St.	61 80	165	A SIUE	73 80							
87	A UT Martin	65 95	272	A Tennessee Tech	60 57							
339	A Eastern Ill.	59 64	291	H Jacksonville St.	61 47							
271	H Murray St.	96 59	183	A Eastern Ky.	55 56							

Non-Div I Games: Harris-Stowe 78 66 William Woods 94 58

Southeast Mo. St.

Loss, Non-Conf, S Site, H Home A Away N Neutral

Average RPI Win:	277	WON-LOST	WINNING	LAST 10	STRENGTH OF	OPP. STRENGTH	TEAM	ADJ.	CONF.	ADJ CONF.
Average RPI Loss:	172	RECORD	PCT. RANK	GAMES	SCHEDULE	OF SCHEDULE	RPI	RPI	RPI	RPI
DIV. I ONLY	4- 21	324	1- 9	177	260	309	309	27	27	
DIV. I NON-CONF.	1- 10	330	0- 0	153	169	284	284	26	26	
TOTALS	RPI 1-25	RPI 26-50	W-L RECORDS	RPI 51-100	RPI 101-150	RPI 150+				
4- 21	0- 0	0- 1	OVERALL	0- 5	0- 5	4- 10				
3- 8	0- 0	0- 0	HOME	0- 2	0- 0	3- 6				
1- 13	0- 0	0- 1	AWAY	0- 3	0- 5	1- 4				
0- 0	0- 0	0- 0	NEUTRAL	0- 0	0- 0	0- 0				
1- 10	0- 0	0- 1	NON-CONFERENCE	0- 3	0- 3	1- 3				
0- 4	0- 0	0- 0	HOME	0- 1	0- 0	0- 3				
1- 6	0- 0	0- 1	AWAY	0- 2	0- 3	1- 0				
0- 0	0- 0	0- 0	NEUTRAL	0- 0	0- 0	0- 0				
3- 11	0- 0	0- 0	CONFERENCE	0- 2	0- 2	3- 7				
3- 4	0- 0	0- 0	HOME	0- 1	0- 0	3- 3				
0- 7	0- 0	0- 0	AWAY	0- 1	0- 2	0- 4				
0- 0	0- 0	0- 0	NEUTRAL	0- 0	0- 0	0- 0				

RPI S	Opponent	Score	RPI S	Opponent	Score	RPI S	Opponent	Score	RPI S	Opponent	Score	Team's RPI: 309
			31 A	Mississippi St.	41 81	56 H	Auburn	68 80	110 A	Central Ark.	58 80	
						68 A	Abilene Christian	70 72	128 A	Northwestern St.	62 82	
						68 H	Abilene Christian	72 88	132 A	Arkansas	53 97	
						76 A	Georgia Tech	49 102	142 A	Texas Tech	51 113	
						100 A	Wright St.	72 106	148 A	Xavier	27 67	
									161 A	McNeese St.	79 96	
									161 H	McNeese St.	74 83	
									180 H	Troy	90 100	
									211 H	Stephen F. Austin	65 56	
									237 A	Sam Houston St.	56 80	
									246 A	Houston Baptist	56 64	
									284 H	Lamar	73 66	
									290 H	La.-Monroe	84 88	
									294 A	Florida A&M	62 57	
									298 H	Jackson St.	72 79	
									313 A	A&M-Corpus Christi	67 69	
									317 H	Nicholls St.	78 68	
									332 H	Incarnate Word	66 70	
									335 H	New Orleans	51 62	
LAST 12 Division I GAMES:												
			68 A	Abilene Christian	70 72	128 A	Northwestern St.	62 82				
			335 H	New Orleans	51 62	161 A	McNeese St.	79 96				
			317 H	Nicholls St.	78 68	313 A	A&M-Corpus Christi	67 69				
			161 H	McNeese St.	74 83	332 H	Incarnate Word	66 70				
			68 H	Abilene Christian	72 88	284 H	Lamar	73 66				
			110 A	Central Ark.	58 80	246 A	Houston Baptist	56 64				

Non-Div I Games:

Southeastern La.

Loss,
 Non-Conf, S Site, H Home A Away N Neutral

Average RPI Win:	139	WON-LOST	WINNING	LAST 10	STRENGTH OF	OPP. STRENGTH	TEAM	ADJ.	CONF.	ADJ CONF.
Average RPI Loss:	41	RECORD	PCT. RANK	GAMES	SCHEDULE	OF SCHEDULE	RPI	RPI	RPI	RPI
DIV. I ONLY	17- 10	94	4- 6	11	59	43	43	1	1	
DIV. I NON-CONF.	11- 0	1	0- 0	68	323	9	9	1	1	
TOTALS	RPI 1-25	RPI 26-50	W-L RECORDS	RPI 51-100	RPI 101-150	RPI 150+				
17- 10	1- 5	2- 2	OVERALL	5- 2	4- 0	5- 1				
11- 3	1- 2	1- 1	HOME	4- 0	1- 0	4- 0				
3- 7	0- 3	0- 1	AWAY	1- 2	2- 0	0- 1				
3- 0	0- 0	1- 0	NEUTRAL	0- 0	1- 0	1- 0				
11- 0	0- 0	2- 0	NON-CONFERENCE	1- 0	3- 0	5- 0				
7- 0	0- 0	1- 0	HOME	1- 0	1- 0	4- 0				
1- 0	0- 0	0- 0	AWAY	0- 0	1- 0	0- 0				
3- 0	0- 0	1- 0	NEUTRAL	0- 0	1- 0	1- 0				
6- 10	1- 5	0- 2	CONFERENCE	4- 2	1- 0	0- 1				
4- 3	1- 2	0- 1	HOME	3- 0	0- 0	0- 0				
2- 7	0- 3	0- 1	AWAY	1- 2	1- 0	0- 1				
0- 0	0- 0	0- 0	NEUTRAL	0- 0	0- 0	0- 0				

RPI 1-25				RPI 26-50				Team's RPI: 43				RPI 51-100				RPI 101+			
RPI	S	Opponent	Score	RPI	S	Opponent	Score	RPI	S	Opponent	Score	RPI	S	Opponent	Score	RPI	S	Opponent	Score
7	A	Oregon St.	52 76	32	A	Washington	60 69	60	A	Oregon	60 69	108	A	Gonzaga	60 56				
7	H	Oregon St.	49 57	32	H	Washington	53 61	60	H	Oregon	74 67	119	N	Iona	76 56				
8	A	Arizona St.	68 69	37	N	West Virginia	78 67	62	H	Santa Clara	81 46	134	A	Arizona	67 57				
9	A	UCLA	73 78	47	H	Albany (NY)	68 67	73	A	Washington St.	61 73	135	H	Long Beach St.	69 43				
9	H	UCLA	71 68					73	H	Washington St.	64 62	176	A	Colorado	63 66				
10	H	Stanford	47 57					78	A	Utah	70 59	212	H	UNLV	73 42				
								95	H	California	61 47	230	N	Grand Canyon	75 44				
												294	H	Florida A&M	88 45				
												328	H	Southern Utah	71 32				
												337	H	UC Irvine	75 56				
LAST 12 Division I GAMES:																			
60	A	Oregon	60 69	176	A	Colorado	63 66												
7	A	Oregon St.	52 76	78	A	Utah	70 59												
73	H	Washington St.	64 62	95	H	California	61 47												
32	H	Washington	53 61	10	H	Stanford	47 57												
8	A	Arizona St.	68 69	32	A	Washington	60 69												
134	A	Arizona	67 57	73	A	Washington St.	61 73												

Non-Div I Games: Hope Int'l 92 43

Southern California

■ Loss,
 ■ Non-Conf,
 ■ S Site,
 ■ Home
 ■ A Away
 N Neutral

Average RPI Win: 231	WON-LOST	WINNING	LAST 10	STRENGTH OF	OPP. STRENGTH	TEAM	ADJ.	CONF.	ADJ CONF.
Average RPI Loss: 139	RECORD	PCT. RANK	GAMES	SCHEDULE	OF SCHEDULE	RPI	RPI	RPI	RPI
DIV. I ONLY	17- 9	85	5- 1	247	206	136	136	21	21
DIV. I NON-CONF.	7- 5	135	1- 0	139	225	123	123	17	17
TOTALS	RPI 1-25	RPI 26-50	W-L RECORDS	RPI 51-100	RPI 101-150	RPI 150+			
17- 9	0- 1	0- 0	OVERALL	1- 2	3- 1	13- 5			
10- 3	0- 0	0- 0	HOME	1- 1	0- 0	9- 2			
7- 6	0- 1	0- 0	AWAY	0- 1	3- 1	4- 3			
0- 0	0- 0	0- 0	NEUTRAL	0- 0	0- 0	0- 0			
7- 5	0- 1	0- 0	NON-CONFERENCE	0- 1	1- 1	6- 2			
4- 2	0- 0	0- 0	HOME	0- 1	0- 0	4- 1			
3- 3	0- 1	0- 0	AWAY	0- 0	1- 1	2- 1			
0- 0	0- 0	0- 0	NEUTRAL	0- 0	0- 0	0- 0			
10- 4	0- 0	0- 0	CONFERENCE	1- 1	2- 0	7- 3			
6- 1	0- 0	0- 0	HOME	1- 0	0- 0	5- 1			
4- 3	0- 0	0- 0	AWAY	0- 1	2- 0	2- 2			
0- 0	0- 0	0- 0	NEUTRAL	0- 0	0- 0	0- 0			

RPI 1-25				RPI 26-50				RPI 51-100				RPI 101+ Team's RPI: 136			
RPI	S	Opponent	Score	RPI	S	Opponent	Score	RPI	S	Opponent	Score	RPI	S	Opponent	Score
22	A	DePaul	61 105					87	H	UT Martin	63 70	105	A	Memphis	58 61
								90	A	Missouri St.	77 82	107	A	UNI	65 60
								90	H	Missouri St.	69 61	109	A	Drake	77 67
												111	A	Mercer	55 52
												152	A	Illinois	64 78
												153	H	Marshall	55 61
												165	H	SIUE	71 57
												178	A	Loyola Chicago	59 83
												178	H	Loyola Chicago	68 69
												204	A	Southeast Mo. St.	87 72
												209	H	Indiana St.	76 64
												221	H	Siena	73 54
												262	H	Tennessee St.	79 70
												271	A	Murray St.	70 57
												288	A	Wichita St.	48 57
												288	H	Wichita St.	80 66
												304	A	Bradley	65 51
												304	H	Bradley	75 49
												305	H	Morehead St.	102 69
												319	H	Illinois St.	76 71
												327	A	Evansville	66 63
												327	H	Evansville	74 56
LAST 12 Division I GAMES:															
262	H	Tennessee St.	79 70	319	H	Illinois St.	76 71								
288	H	Wichita St.	80 66	209	H	Indiana St.	76 64								
90	H	Missouri St.	69 61	90	A	Missouri St.	77 82								
327	A	Evansville	66 63	288	A	Wichita St.	48 57								
304	A	Bradley	65 51	327	H	Evansville	74 56								
178	A	Loyola Chicago	59 83	178	H	Loyola Chicago	68 69								

Non-Div I Games:

Southern Ill.

■ Loss,
 ■ Non-Conf,
 ■ S Site,
 ■ Home
 ■ A Away
 N Neutral

Average RPI Win:	228	WON-LOST	WINNING	LAST 10	STRENGTH OF	OPP. STRENGTH	TEAM	ADJ.	CONF.	ADJ CONF.
Average RPI Loss:	94	RECORD	PCT. RANK	GAMES	SCHEDULE	OF SCHEDULE	RPI	RPI	RPI	RPI
DIV. I ONLY	12- 12	168	2- 4	143	115	151	151	12	12	
DIV. I NON-CONF.	6- 4	125	1- 1	105	130	105	105	10	10	
TOTALS	RPI 1-25	RPI 26-50	W-L RECORDS	RPI 51-100	RPI 101-150	RPI 150+				
12- 12	0- 3	0- 1	OVERALL	0- 3	1- 3	11- 2				
11- 1	0- 1	0- 0	HOME	0- 0	1- 0	10- 0				
1- 10	0- 2	0- 1	AWAY	0- 3	0- 2	1- 2				
0- 1	0- 0	0- 0	NEUTRAL	0- 0	0- 1	0- 0				
6- 4	0- 1	0- 1	NON-CONFERENCE	0- 1	1- 1	5- 0				
5- 0	0- 0	0- 0	HOME	0- 0	1- 0	4- 0				
1- 3	0- 1	0- 1	AWAY	0- 1	0- 0	1- 0				
0- 1	0- 0	0- 0	NEUTRAL	0- 0	0- 1	0- 0				
6- 8	0- 2	0- 0	CONFERENCE	0- 2	0- 2	6- 2				
6- 1	0- 1	0- 0	HOME	0- 0	0- 0	6- 0				
0- 7	0- 1	0- 0	AWAY	0- 2	0- 2	0- 2				
0- 0	0- 0	0- 0	NEUTRAL	0- 0	0- 0	0- 0				

RPI S	Opponent	Score	RPI S	Opponent	Score	RPI S	Opponent	Score	RPI S	Opponent	Score	Team's RPI: 151
3	A Baylor	42 97	31	A Mississippi St.	65 78	51	A Chattanooga	48 53	112	H Samford	56 48	
25	A UTEP	64 72				70	A Middle Tenn.	44 74	125	N North Carolina	62 69	
25	H UTEP	54 57				75	A Charlotte	59 80	143	A Old Dominion	45 53	
									146	A UAB	49 53	
									166	H Ole Miss	57 38	
									172	A Louisiana Tech	37 72	
									172	H Louisiana Tech	69 59	
									186	H South Ala.	71 51	
									189	H Fla. Atlantic	89 80	
									224	H Rice	68 62	
									225	H North Texas	57 38	
									265	A UTSA	41 47	
									265	H UTSA	65 53	
									272	A Tennessee Tech	69 57	
									279	H Alabama St.	65 44	
									301	H FIU	82 55	
									348	H Mississippi Val.	71 55	
LAST 12 Division I GAMES:												
112	H Samford	56 48	224	H Rice	68 62							
51	A Chattanooga	48 53	225	H North Texas	57 38							
265	H UTSA	65 53	265	A UTSA	41 47							
25	H UTEP	54 57	25	A UTEP	64 72							
70	A Middle Tenn.	44 74	172	A Louisiana Tech	37 72							
146	A UAB	49 53	301	H FIU	82 55							

Non-Div I Games: William Carey 75 34

Southern Miss.

Average RPI Win:	300	WON-LOST	WINNING	LAST 10	STRENGTH OF	OPP. STRENGTH	TEAM	ADJ.	CONF.	ADJ CONF.
Average RPI Loss:	115	RECORD	PCT. RANK	GAMES	SCHEDULE	OF SCHEDULE	RPI	RPI	RPI	RPI
DIV. I ONLY	13- 9	126	8- 2	286	313	163	163	32	32	
DIV. I NON-CONF.	1- 6	311	0- 0	11	4	170	170	31	31	
TOTALS	RPI 1-25	RPI 26-50	W-L RECORDS	RPI 51-100	RPI 101-150	RPI 150+				
13- 9	0- 2	0- 1	OVERALL	0- 3	0- 0	13- 3				
7- 1	0- 0	0- 0	HOME	0- 0	0- 0	7- 1				
6- 8	0- 1	0- 1	AWAY	0- 3	0- 0	6- 2				
0- 0	0- 0	0- 0	NEUTRAL	0- 0	0- 0	0- 0				
1- 6	0- 2	0- 1	NON-CONFERENCE	0- 3	0- 0	1- 0				
1- 0	0- 0	0- 0	HOME	0- 0	0- 0	1- 0				
0- 6	0- 2	0- 1	AWAY	0- 3	0- 0	0- 0				
0- 0	0- 0	0- 0	NEUTRAL	0- 0	0- 0	0- 0				
12- 3	0- 0	0- 0	CONFERENCE	0- 0	0- 0	12- 3				
6- 1	0- 0	0- 0	HOME	0- 0	0- 0	6- 1				
6- 2	0- 0	0- 0	AWAY	0- 0	0- 0	6- 2				
0- 0	0- 0	0- 0	NEUTRAL	0- 0	0- 0	0- 0				

RPI 1-25				RPI 26-50				RPI 51-100				RPI 101+ Team's RPI: 163			
RPI	S	Opponent	Score	RPI	S	Opponent	Score	RPI	S	Opponent	Score	RPI	S	Opponent	Score
11	A	Maryland	61 94	48	A	Kansas St.	47 59	82	A	Nebraska	38 89	179	A	Grambling	52 65
13	A	Texas A&M	47 88					83	A	Tulane	48 77	179	H	Grambling	80 68
								96	A	Iowa St.	46 86	186	H	South Ala.	50 45
												241	A	Texas Southern	45 59
												279	A	Alabama St.	57 55
												279	H	Alabama St.	59 60
												280	A	Prairie View	65 55
												298	A	Jackson St.	66 57
												298	H	Jackson St.	84 57
												312	H	Alcorn	66 57
												342	A	Ark.-Pine Bluff	78 61
												342	H	Ark.-Pine Bluff	74 70
												346	A	Alabama A&M	68 62
												346	H	Alabama A&M	77 38
												348	A	Mississippi Val.	99 36
												348	H	Mississippi Val.	78 26
LAST 12 Division I GAMES:															
346	A	Alabama A&M	68 62	312	H	Alcorn	66 57								
279	A	Alabama St.	57 55	346	H	Alabama A&M	77 38								
348	H	Mississippi Val.	78 26	279	H	Alabama St.	59 60								
342	H	Ark.-Pine Bluff	74 70	348	A	Mississippi Val.	99 36								
298	A	Jackson St.	66 57	342	A	Ark.-Pine Bluff	78 61								
179	A	Grambling	52 65	298	H	Jackson St.	84 57								

Non-Div I Games: Tougaloo 81 48 Spring Hill 65 46

Southern U.

Loss, Non-Conf, S Site, H Home A Away N Neutral

Southern Utah

Through Games Of Feb. 22, 2016

Average RPI Win:	322	WON-LOST	WINNING	LAST 10	STRENGTH OF	OPP. STRENGTH	TEAM	ADJ.	CONF.	ADJ CONF.
Average RPI Loss:	182	RECORD	PCT. RANK	GAMES	SCHEDULE	OF SCHEDULE	RPI	RPI	RPI	RPI
DIV. I ONLY	2- 23	344	0- 10	125	338	328	328	20	20	
DIV. I NON-CONF.	2- 8	290	0- 0	272	306	325	325	22	22	
TOTALS	RPI 1-25	RPI 26-50	W-L RECORDS	RPI 51-100	RPI 101-150	RPI 150+				
2- 23	0- 0	0- 1	OVERALL	0- 2	0- 3	2- 17				
2- 7	0- 0	0- 0	HOME	0- 0	0- 1	2- 6				
0- 15	0- 0	0- 1	AWAY	0- 2	0- 2	0- 10				
0- 1	0- 0	0- 0	NEUTRAL	0- 0	0- 0	0- 1				
2- 8	0- 0	0- 1	NON-CONFERENCE	0- 2	0- 0	2- 5				
2- 1	0- 0	0- 0	HOME	0- 0	0- 0	2- 1				
0- 6	0- 0	0- 1	AWAY	0- 2	0- 0	0- 3				
0- 1	0- 0	0- 0	NEUTRAL	0- 0	0- 0	0- 1				
0- 15	0- 0	0- 0	CONFERENCE	0- 0	0- 3	0- 12				
0- 6	0- 0	0- 0	HOME	0- 0	0- 1	0- 5				
0- 9	0- 0	0- 0	AWAY	0- 0	0- 2	0- 7				
0- 0	0- 0	0- 0	NEUTRAL	0- 0	0- 0	0- 0				

RPI S	Opponent	Score	RPI S	Opponent	Score	RPI S	Opponent	Score	RPI S	Opponent	Score	Team's RPI: 328
			43 A	Southern California	32 71	86 A	TCU	47 76	114 A	North Dakota	56 68	
						93 A	New Mexico St.	60 74	137 A	Idaho	48 93	
									137 H	Idaho	51 62	
									160 A	Montana St.	59 86	
									160 H	Montana St.	66 87	
									175 A	Northern Colo.	44 64	
									182 A	New Mexico	48 70	
									192 A	Montana	60 66	
									192 H	Montana	50 81	
									198 A	Eastern Wash.	53 64	
									198 H	Eastern Wash.	82 85	
									199 A	Weber St.	56 75	
									199 H	Weber St.	51 69	
									206 A	Utah Valley	58 70	
									212 A	UNLV	44 79	
									232 A	Idaho St.	47 64	
									232 H	Idaho St.	67 71	
									234 N	N.C. A&T	65 78	
									275 A	Northern Ariz.	48 57	
									300 H	CSUN	67 65	
									337 H	UC Irvine	58 63	
									343 H	Air Force	75 56	
LAST 12 Division I GAMES:												
232 A	Idaho St.	47 64	199 H	Weber St.	51 69							
199 A	Weber St.	56 75	232 H	Idaho St.	67 71							
160 H	Montana St.	66 87	114 A	North Dakota	56 68							
192 H	Montana	50 81	175 A	Northern Colo.	44 64							
198 A	Eastern Wash.	53 64	137 H	Idaho	51 62							
137 A	Idaho	48 93	198 H	Eastern Wash.	82 85							

Non-Div I Games:

Southern Utah

■ Loss,
 ■ Non-Conf,
 ■ S Site,
 ■ Home
 ■ A Away
 N Neutral

St. Bonaventure

Through Games Of Feb. 22, 2016

Average RPI Win:	160	WON-LOST	WINNING	LAST 10	STRENGTH OF	OPP. STRENGTH	TEAM	ADJ.	CONF.	ADJ CONF.
Average RPI Loss:	84	RECORD	PCT. RANK	GAMES	SCHEDULE	OF SCHEDULE	RPI	RPI	RPI	RPI
DIV. I ONLY	22- 5	26	7- 3	131	86	36	36	7	7	
DIV. I NON-CONF.	11- 2	28	0- 0	163	84	37	37	8	8	
TOTALS	RPI 1-25	RPI 26-50	W-L RECORDS	RPI 51-100	RPI 101-150	RPI 150+				
22- 5	0- 2	2- 0	OVERALL	4- 2	4- 0	12- 1				
15- 0	0- 0	2- 0	HOME	3- 0	3- 0	7- 0				
7- 5	0- 1	0- 0	AWAY	1- 2	1- 0	5- 0				
0- 0	0- 0	0- 0	NEUTRAL	0- 0	0- 0	0- 0				
11- 2	0- 1	1- 0	NON-CONFERENCE	2- 1	3- 0	5- 0				
8- 0	0- 0	1- 0	HOME	2- 0	2- 0	3- 0				
3- 2	0- 1	0- 0	AWAY	0- 1	1- 0	2- 0				
0- 0	0- 0	0- 0	NEUTRAL	0- 0	0- 0	0- 0				
11- 3	0- 1	1- 0	CONFERENCE	2- 1	1- 0	7- 1				
7- 0	0- 0	1- 0	HOME	1- 0	1- 0	4- 0				
4- 3	0- 1	0- 0	AWAY	1- 1	0- 0	3- 1				
0- 0	0- 0	0- 0	NEUTRAL	0- 0	0- 0	0- 0				

RPI 1-25				RPI 26-50				RPI 51-100				RPI 101+			
RPI	S	Opponent	Score	RPI	S	Opponent	Score	RPI	S	Opponent	Score	RPI	S	Opponent	Score
18	A	Duquesne	62 74	39	H	George Washington	69 67	58	H	Saint Louis	80 59	104	H	Saint Joseph's	65 51
22	A	DePaul	54 77	40	H	James Madison	56 45	63	A	Dayton	59 54	130	H	Penn St.	70 60
								79	A	VCU	47 52	139	H	Buffalo	59 32
								81	A	Drexel	46 58	144	A	Stony Brook	73 68
								94	H	Georgetown	69 54	154	H	Detroit	84 73
								98	H	Toledo	74 63	167	A	Davidson	59 47
												177	H	Fordham	55 41
												184	H	George Mason	70 55
												187	H	Richmond	66 43
												208	A	Rhode Island	69 56
												210	A	Canisius	59 47
												221	H	Siena	57 40
												222	A	Massachusetts	60 69
												222	H	Massachusetts	66 41
												274	A	La Salle	70 63
												307	A	Colgate	62 38
												308	H	Niagara	67 55
LAST 12 Division I GAMES:															
274	A	La Salle	70 63	104	H	Saint Joseph's	65 51								
39	H	George Washington	69 67	18	A	Duquesne	62 74								
222	A	Massachusetts	60 69	63	A	Dayton	59 54								
58	H	Saint Louis	80 59	184	H	George Mason	70 55								
79	A	VCU	47 52	167	A	Davidson	59 47								
187	H	Richmond	66 43	222	H	Massachusetts	66 41								

Non-Div I Games:

St. Bonaventure

■ Loss,
 ■ Non-Conf,
 ■ S Site,
 ■ Home
 ■ A Away
 N Neutral

Average RPI Win:	285	WON-LOST	WINNING	LAST 10	STRENGTH OF	OPP. STRENGTH	TEAM	ADJ.	CONF.	ADJ CONF.
Average RPI Loss:	251	RECORD	PCT. RANK	GAMES	SCHEDULE	OF SCHEDULE	RPI	RPI	RPI	RPI
DIV. I ONLY	7- 20	292	4- 6	337	348	334	334	30	30	
DIV. I NON-CONF.	3- 8	258	0- 0	328	317	323	323	32	32	
TOTALS	RPI 1-25	RPI 26-50	W-L RECORDS	RPI 51-100	RPI 101-150	RPI 150+				
7- 20	0- 0	0- 0	OVERALL	0- 3	0- 0	7- 17				
2- 8	0- 0	0- 0	HOME	0- 1	0- 0	2- 7				
4- 11	0- 0	0- 0	AWAY	0- 1	0- 0	4- 10				
1- 1	0- 0	0- 0	NEUTRAL	0- 1	0- 0	1- 0				
3- 8	0- 0	0- 0	NON-CONFERENCE	0- 3	0- 0	3- 5				
1- 2	0- 0	0- 0	HOME	0- 1	0- 0	1- 1				
1- 5	0- 0	0- 0	AWAY	0- 1	0- 0	1- 4				
1- 1	0- 0	0- 0	NEUTRAL	0- 1	0- 0	1- 0				
4- 12	0- 0	0- 0	CONFERENCE	0- 0	0- 0	4- 12				
1- 6	0- 0	0- 0	HOME	0- 0	0- 0	1- 6				
3- 6	0- 0	0- 0	AWAY	0- 0	0- 0	3- 6				
0- 0	0- 0	0- 0	NEUTRAL	0- 0	0- 0	0- 0				

RPI S	Opponent	Score	RPI S	Opponent	Score	RPI S	Opponent	Score	RPI S	Opponent	Score	Team's RPI: 334
						64 H	Army West Point	35 74	216 A	Sacred Heart	55 63	
						76 A	Georgia Tech	51 89	216 H	Sacred Heart	51 68	
						94 N	Georgetown	52 74	219 A	Robert Morris	72 65	
									219 H	Robert Morris	53 62	
									231 A	Manhattan	53 61	
									245 A	Bryant	58 57	
									245 H	Bryant	42 70	
									251 A	Monmouth	54 63	
									252 H	Loyola Maryland	64 54	
									260 A	Saint Francis (PA)	68 85	
									260 H	Saint Francis (PA)	76 83	
									286 H	Rider	59 71	
									289 A	Central Conn. St.	61 65	
									295 A	Vermont	59 55	
									310 A	Fairleigh Dickinson	61 65	
									310 H	Fairleigh Dickinson	88 78	
									322 A	Lafayette	59 77	
									325 A	LIU Brooklyn	71 51	
									325 H	LIU Brooklyn	62 65	
									330 A	Mt. St. Mary's	56 66	
									336 A	Saint Peter's	40 44	
									341 A	Wagner	53 70	
									341 H	Wagner	78 82	
									347 N	Norfolk St.	59 55	
LAST 12 Division I GAMES:												
			260 A	Saint Francis (PA)	68 85		341 H	Wagner	78 82			
			219 A	Robert Morris	72 65		289 A	Central Conn. St.	61 65			
			245 A	Bryant	58 57		341 A	Wagner	53 70			
			325 H	LIU Brooklyn	62 65		325 A	LIU Brooklyn	71 51			
			310 H	Fairleigh Dickinson	88 78		245 H	Bryant	42 70			
			216 A	Sacred Heart	55 63		216 H	Sacred Heart	51 68			

Non-Div I Games:

St. Francis Brooklyn

Average RPI Win:	152	WON-LOST	WINNING	LAST 10	STRENGTH OF	OPP. STRENGTH	TEAM	ADJ.	CONF.	ADJ CONF.
Average RPI Loss:	56	RECORD	PCT. RANK	GAMES	SCHEDULE	OF SCHEDULE	RPI	RPI	RPI	RPI
DIV. I ONLY	19- 8	68	5- 5	78	58	45	45	6	6	
DIV. I NON-CONF.	9- 2	37	0- 0	155	53	32	32	6	6	
TOTALS	RPI 1-25	RPI 26-50	W-L RECORDS	RPI 51-100	RPI 101-150	RPI 150+				
19- 8	0- 4	3- 2	OVERALL	4- 1	3- 0	9- 1				
10- 2	0- 1	2- 1	HOME	2- 0	1- 0	5- 0				
9- 6	0- 3	1- 1	AWAY	2- 1	2- 0	4- 1				
0- 0	0- 0	0- 0	NEUTRAL	0- 0	0- 0	0- 0				
9- 2	0- 2	1- 0	NON-CONFERENCE	1- 0	0- 0	7- 0				
5- 0	0- 0	1- 0	HOME	0- 0	0- 0	4- 0				
4- 2	0- 2	0- 0	AWAY	1- 0	0- 0	3- 0				
0- 0	0- 0	0- 0	NEUTRAL	0- 0	0- 0	0- 0				
10- 6	0- 2	2- 2	CONFERENCE	3- 1	3- 0	2- 1				
5- 2	0- 1	1- 1	HOME	2- 0	1- 0	1- 0				
5- 4	0- 1	1- 1	AWAY	1- 1	2- 0	1- 1				
0- 0	0- 0	0- 0	NEUTRAL	0- 0	0- 0	0- 0				

RPI 1-25				RPI 26-50				RPI 51-100				RPI 101+			
RPI	S	Opponent	Score	RPI	S	Opponent	Score	RPI	S	Opponent	Score	RPI	S	Opponent	Score
9	A	UCLA	58 73	33	A	Seton Hall	72 64	52	A	Rutgers	69 62	140	A	Creighton	66 55
18	A	Duquesne	57 76	33	H	Seton Hall	71 69	88	A	Marquette	64 67	148	A	Xavier	69 56
22	A	DePaul	71 77	35	H	South Fla.	74 70	88	H	Marquette	81 77	148	H	Xavier	57 41
22	H	DePaul	61 71	50	A	Villanova	54 58	94	A	Georgetown	65 60	164	H	Yale	69 56
				50	H	Villanova	59 71	94	H	Georgetown	63 55	170	H	Marist	61 47
												185	A	Butler	58 62
												185	H	Butler	68 41
												197	H	Fairfield	73 54
												216	H	Sacred Heart	67 54
												218	A	Kansas	86 71
												263	A	Providence	80 61
												268	A	UCF	70 42
												337	A	UC Irvine	85 63
LAST 12 Division I GAMES:															
185	A	Butler	58 62	88	A	Marquette	64 67								
148	A	Xavier	69 56	148	H	Xavier	57 41								
94	H	Georgetown	63 55	185	H	Butler	68 41								
50	H	Villanova	59 71	50	A	Villanova	54 58								
33	A	Seton Hall	72 64	94	A	Georgetown	65 60								
22	A	DePaul	71 77	33	H	Seton Hall	71 69								

Non-Div I Games:

St. John's (NY)

Average RPI Win:	169	WON-LOST	WINNING	LAST 10	STRENGTH OF	OPP. STRENGTH	TEAM	ADJ.	CONF.	ADJ CONF.
Average RPI Loss:	95	RECORD	PCT. RANK	GAMES	SCHEDULE	OF SCHEDULE	RPI	RPI	RPI	RPI
DIV. I ONLY	21- 6	36	8- 2	126	90	59	59	8	8	
DIV. I NON-CONF.	9- 2	37	0- 0	154	93	68	68	9	9	
TOTALS	RPI 1-25	RPI 26-50	W-L RECORDS	RPI 51-100	RPI 101-150	RPI 150+				
21- 6	0- 2	1- 1	OVERALL	4- 1	4- 0	12- 2				
10- 4	0- 1	0- 1	HOME	2- 1	2- 0	6- 1				
10- 2	0- 1	0- 0	AWAY	2- 0	2- 0	6- 1				
1- 0	0- 0	1- 0	NEUTRAL	0- 0	0- 0	0- 0				
9- 2	0- 0	1- 1	NON-CONFERENCE	2- 0	1- 0	5- 1				
4- 2	0- 0	0- 1	HOME	1- 0	1- 0	2- 1				
4- 0	0- 0	0- 0	AWAY	1- 0	0- 0	3- 0				
1- 0	0- 0	1- 0	NEUTRAL	0- 0	0- 0	0- 0				
12- 4	0- 2	0- 0	CONFERENCE	2- 1	3- 0	7- 1				
6- 2	0- 1	0- 0	HOME	1- 1	1- 0	4- 0				
6- 2	0- 1	0- 0	AWAY	1- 0	2- 0	3- 1				
0- 0	0- 0	0- 0	NEUTRAL	0- 0	0- 0	0- 0				

RPI 1-25				RPI 26-50				RPI 51-100 Team's RPI: 59				RPI 101+			
RPI	S	Opponent	Score	RPI	S	Opponent	Score	RPI	S	Opponent	Score	RPI	S	Opponent	Score
12	A	BYU	59 65	28	H	Missouri	78 95	62	H	Santa Clara	67 73	102	A	San Francisco	78 68
12	H	BYU	44 65	50	N	Villanova	67 60	73	H	Washington St.	75 71	108	A	Gonzaga	69 68
								77	A	San Diego	73 68	108	H	Gonzaga	66 47
								77	H	San Diego	68 60	133	H	Fresno St.	83 81
								95	A	California	64 63	156	A	Pacific	82 73
												156	H	Pacific	83 75
												175	A	Northern Colo.	65 52
												187	H	UC Davis	71 78
												193	H	Cal Poly	87 83
												196	H	San Jose St.	91 81
												236	A	Wyoming	70 64
												242	A	Loyola Marymount	91 81
												242	H	Loyola Marymount	72 57
												266	A	Pepperdine	58 62
												266	H	Pepperdine	88 72
												287	A	Portland	78 51
												287	H	Portland	95 53
												300	A	CSUN	93 59
LAST 12 Division I GAMES:															
287	H	Portland	95 53	156	H	Pacific	83 75								
108	H	Gonzaga	66 47	287	A	Portland	78 51								
242	A	Loyola Marymount	91 81	108	A	Gonzaga	69 68								
266	A	Pepperdine	58 62	156	A	Pacific	82 73								
12	H	BYU	44 65	266	H	Pepperdine	88 72								
77	H	San Diego	68 60	242	H	Loyola Marymount	72 57								

Non-Div I Games:

St. Mary's (CA)

■ Loss,
 ■ Non-Conf,
 ■ S Site,
 ■ Home
 ■ A Away
 N Neutral

Average RPI Win: 100	WON-LOST	WINNING	LAST 10	STRENGTH OF	OPP. STRENGTH	TEAM	ADJ.	CONF.	ADJ CONF.
Average RPI Loss: 17	RECORD	PCT. RANK	GAMES	SCHEDULE	OF SCHEDULE	RPI	RPI	RPI	RPI
DIV. I ONLY	22- 6	32	8- 2	8	5	10	10	1	1
DIV. I NON-CONF.	10- 2	33	0- 0	9	23	4	4	1	1
TOTALS	RPI 1-25	RPI 26-50	W-L RECORDS	RPI 51-100	RPI 101-150	RPI 150+			
22- 6	1- 5	3- 0	OVERALL	10- 1	3- 0	5- 0			
11- 2	1- 1	2- 0	HOME	4- 1	1- 0	3- 0			
8- 4	0- 4	1- 0	AWAY	3- 0	2- 0	2- 0			
3- 0	0- 0	0- 0	NEUTRAL	3- 0	0- 0	0- 0			
10- 2	1- 1	1- 0	NON-CONFERENCE	4- 1	1- 0	3- 0			
5- 1	1- 0	1- 0	HOME	1- 1	0- 0	2- 0			
2- 1	0- 1	0- 0	AWAY	0- 0	1- 0	1- 0			
3- 0	0- 0	0- 0	NEUTRAL	3- 0	0- 0	0- 0			
12- 4	0- 4	2- 0	CONFERENCE	6- 0	2- 0	2- 0			
6- 1	0- 1	1- 0	HOME	3- 0	1- 0	1- 0			
6- 3	0- 3	1- 0	AWAY	3- 0	1- 0	1- 0			
0- 0	0- 0	0- 0	NEUTRAL	0- 0	0- 0	0- 0			

RPI	S	Opponent	Score	RPI	S	Opponent	Score	RPI	S	Opponent	Score	RPI	S	Opponent	Score
6	A	Texas	69 77	32	H	Washington	69 53	51	H	Chattanooga	73 30	108	A	Gonzaga	65 48
7	A	Oregon St.	50 58	39	H	George Washington	84 63	57	N	Purdue	71 65	134	A	Arizona	59 34
8	A	Arizona St.	31 49	43	A	Southern California	57 47	60	A	Oregon	64 62	134	H	Arizona	82 58
8	H	Arizona St.	61 63					62	H	Santa Clara	58 61	174	H	Cornell	93 38
9	A	UCLA	36 56					63	N	Dayton	74 66	176	A	Colorado	80 49
24	H	Tennessee	69 55					73	H	Washington St.	69 52	176	H	Colorado	71 56
								78	A	Utah	72 54	187	A	UC Davis	74 45
								78	H	Utah	72 52	240	H	CSU Bakersfield	83 41
								90	N	Missouri St.	82 65				
								95	A	California	60 55				
								95	H	California	53 46				
LAST 12 Division I GAMES:															
		78	A	Utah			72 54			73	H	Washington St.			69 52
		176	A	Colorado			80 49			32	H	Washington			69 53
		8	H	Arizona St.			61 63			9	A	UCLA			36 56
		134	H	Arizona			82 58			43	A	Southern California			57 47
		95	A	California			60 55			7	A	Oregon St.			50 58
		95	H	California			53 46			60	A	Oregon			64 62

Non-Div I Games:

Stanford

■ Loss,
■ Non-Conf, S Site,
■ Home
■ Away
N Neutral

Average RPI Win:	244	WON-LOST	WINNING	LAST 10	STRENGTH OF	OPP. STRENGTH	TEAM	ADJ.	CONF.	ADJ CONF.
Average RPI Loss:	184	RECORD	PCT. RANK	GAMES	SCHEDULE	OF SCHEDULE	RPI	RPI	RPI	RPI
DIV. I ONLY	12- 10	143	8- 2	265	281	211	211	27	27	
DIV. I NON-CONF.	3- 5	218	0- 0	124	265	207	207	26	26	
TOTALS	RPI 1-25	RPI 26-50	W-L RECORDS	RPI 51-100	RPI 101-150	RPI 150+				
12- 10	0- 0	0- 0	OVERALL	0- 2	1- 3	11- 5				
6- 4	0- 0	0- 0	HOME	0- 1	1- 2	5- 1				
4- 4	0- 0	0- 0	AWAY	0- 1	0- 0	4- 3				
2- 2	0- 0	0- 0	NEUTRAL	0- 0	0- 1	2- 1				
3- 5	0- 0	0- 0	NON-CONFERENCE	0- 1	0- 2	3- 2				
1- 1	0- 0	0- 0	HOME	0- 0	0- 1	1- 0				
0- 2	0- 0	0- 0	AWAY	0- 1	0- 0	0- 1				
2- 2	0- 0	0- 0	NEUTRAL	0- 0	0- 1	2- 1				
9- 5	0- 0	0- 0	CONFERENCE	0- 1	1- 1	8- 3				
5- 3	0- 0	0- 0	HOME	0- 1	1- 1	4- 1				
4- 2	0- 0	0- 0	AWAY	0- 0	0- 0	4- 2				
0- 0	0- 0	0- 0	NEUTRAL	0- 0	0- 0	0- 0				

RPI S	Opponent	Score	RPI S	Opponent	Score	RPI S	Opponent	Score	RPI S	Opponent	Score	Team's RPI: 211
						68	H Abilene Christian	70 85	110	H Central Ark.	53 55	
						86	A TCU	55 88	126	N IUPUI	55 62	
									128	H Northwestern St.	68 52	
									149	H UT Arlington	63 67	
									161	H McNeese St.	80 55	
									165	N SIUE	82 74	
									172	A Louisiana Tech	44 76	
									199	N Weber St.	46 56	
									209	N Indiana St.	71 62	
									224	H Rice	59 45	
									237	H Sam Houston St.	70 63	
									246	A Houston Baptist	64 50	
									284	A Lamar	79 77	
									284	H Lamar	60 64	
									309	A Southeastern La.	56 65	
									313	A A&M-Corpus Christi	71 66	
									313	H A&M-Corpus Christi	72 59	
									317	A Nicholls St.	89 67	
									332	H Incarnate Word	74 62	
									335	A New Orleans	57 58	
LAST 12 Division I GAMES:												
317	A	Nicholls St.	89	67	313	A	A&M-Corpus Christi	71	66			
284	A	Lamar	79	77	237	H	Sam Houston St.	70	63			
313	H	A&M-Corpus Christi	72	59	284	H	Lamar	60	64			
332	H	Incarnate Word	74	62	68	H	Abilene Christian	70	85			
246	A	Houston Baptist	64	50	335	A	New Orleans	57	58			
128	H	Northwestern St.	68	52	110	H	Central Ark.	53	55			

Non-Div I Games: Texas-Tyler 91 69 Tex. A&M-Commerce 75 65 LSU-Shreveport 94 39

Stephen F. Austin

Average RPI Win: 285	WON-LOST	WINNING	LAST 10	STRENGTH OF	OPP. STRENGTH	TEAM	ADJ.	CONF.	ADJ CONF.
Average RPI Loss: 127	RECORD	PCT. RANK	GAMES	SCHEDULE	OF SCHEDULE	RPI	RPI	RPI	RPI
DIV. I ONLY	15- 9	100	8- 2	329	239	191	191	29	29
DIV. I NON-CONF.	6- 5	146	0- 0	276	125	189	189	28	28
TOTALS	RPI 1-25	RPI 26-50	W-L RECORDS	RPI 51-100	RPI 101-150	RPI 150+			
15- 9	0- 2	0- 0	OVERALL	0- 2	2- 2	13- 3			
8- 2	0- 0	0- 0	HOME	0- 0	2- 0	6- 2			
7- 5	0- 2	0- 0	AWAY	0- 1	0- 1	7- 1			
0- 2	0- 0	0- 0	NEUTRAL	0- 1	0- 1	0- 0			
6- 5	0- 2	0- 0	NON-CONFERENCE	0- 1	1- 1	5- 1			
3- 1	0- 0	0- 0	HOME	0- 0	1- 0	2- 1			
3- 2	0- 2	0- 0	AWAY	0- 0	0- 0	3- 0			
0- 2	0- 0	0- 0	NEUTRAL	0- 1	0- 1	0- 0			
9- 4	0- 0	0- 0	CONFERENCE	0- 1	1- 1	8- 2			
5- 1	0- 0	0- 0	HOME	0- 0	1- 0	4- 1			
4- 3	0- 0	0- 0	AWAY	0- 1	0- 1	4- 1			
0- 0	0- 0	0- 0	NEUTRAL	0- 0	0- 0	0- 0			

RPI 1-25				RPI 26-50				RPI 51-100				RPI 101+ Team's RPI: 191			
RPI	S	Opponent	Score	RPI	S	Opponent	Score	RPI	S	Opponent	Score	RPI	S	Opponent	Score
20	A	Georgia	55 76					69	A	FGCU	48 61	141	A	Jacksonville	49 69
24	A	Tennessee	56 90					80	N	Minnesota	69 72	141	H	Jacksonville	66 61
												145	N	Boise St.	65 71
												150	H	Hampton	68 59
												200	A	USC Upstate	58 73
												200	H	USC Upstate	56 61
												255	A	Bethune-Cookman	62 38
												256	A	UNCW	52 49
												264	H	Georgia St.	72 80
												268	H	UCF	83 68
												282	H	Ga. Southern	79 57
												292	A	Kennesaw St.	57 54
												292	H	Kennesaw St.	77 62
												326	A	North Florida	67 56
												326	H	North Florida	81 61
												331	A	Lipscomb	83 62
												331	H	Lipscomb	79 75
												339	A	Eastern Ill.	68 66
												344	A	NJIT	74 56
												344	H	NJIT	60 55
LAST 12 Division I GAMES:															
292	H	Kennesaw St.	77 62	326	H	North Florida	81 61								
331	H	Lipscomb	79 75	141	A	Jacksonville	49 69								
344	A	NJIT	74 56	331	A	Lipscomb	83 62								
200	A	USC Upstate	58 73	292	A	Kennesaw St.	57 54								
326	A	North Florida	67 56	200	H	USC Upstate	56 61								
141	H	Jacksonville	66 61	344	H	NJIT	60 55								

Non-Div I Games: Trinity Baptist 107 30 Armstrong St. 61 45 Flagler 84 47

Stetson

Stony Brook

Through Games Of Feb. 22, 2016

Average RPI Win:	243	WON-LOST	WINNING	LAST 10	STRENGTH OF	OPP. STRENGTH	TEAM	ADJ.	CONF.	ADJ CONF.
Average RPI Loss:	111	RECORD	PCT. RANK	GAMES	SCHEDULE	OF SCHEDULE	RPI	RPI	RPI	RPI
DIV. I ONLY	16- 12	131	3- 7	180	213	144	144	15	15	
DIV. I NON-CONF.	8- 5	120	0- 0	202	207	128	128	18	18	
TOTALS	RPI 1-25	RPI 26-50	W-L RECORDS	RPI 51-100	RPI 101-150	RPI 150+				
16- 12	0- 1	0- 3	OVERALL	0- 3	2- 0	14- 5				
9- 5	0- 0	0- 2	HOME	0- 1	2- 0	7- 2				
7- 7	0- 1	0- 1	AWAY	0- 2	0- 0	7- 3				
0- 0	0- 0	0- 0	NEUTRAL	0- 0	0- 0	0- 0				
8- 5	0- 1	0- 1	NON-CONFERENCE	0- 1	2- 0	6- 2				
4- 2	0- 0	0- 1	HOME	0- 0	2- 0	2- 1				
4- 3	0- 1	0- 0	AWAY	0- 1	0- 0	4- 1				
0- 0	0- 0	0- 0	NEUTRAL	0- 0	0- 0	0- 0				
8- 7	0- 0	0- 2	CONFERENCE	0- 2	0- 0	8- 3				
5- 3	0- 0	0- 1	HOME	0- 1	0- 0	5- 1				
3- 4	0- 0	0- 1	AWAY	0- 1	0- 0	3- 2				
0- 0	0- 0	0- 0	NEUTRAL	0- 0	0- 0	0- 0				

RPI 1-25				RPI 26-50				RPI 51-100				RPI 101+ Team's RPI: 144			
RPI	S	Opponent	Score	RPI	S	Opponent	Score	RPI	S	Opponent	Score	RPI	S	Opponent	Score
16	A	Syracuse	49 64	36	H	St. Bonaventure	68 73	71	A	Maine	52 55	103	H	Harvard	64 63
				47	A	Albany (NY)	54 73	71	H	Maine	43 60	119	H	Iona	58 53
				47	H	Albany (NY)	49 62	74	A	Hofstra	66 71	157	A	UMBC	69 60
												157	H	UMBC	65 69
												164	A	Yale	57 62
												166	H	Ole Miss	57 72
												174	A	Cornell	58 49
												217	A	Hartford	45 42
												217	H	Hartford	58 35
												235	A	Columbia	79 71
												238	A	New Hampshire	46 49
												238	H	New Hampshire	63 54
												244	H	Morgan St.	46 42
												247	A	Binghamton	47 54
												247	H	Binghamton	64 58
												295	H	Vermont	73 59
												321	A	UMass Lowell	64 50
												321	H	UMass Lowell	60 46
												325	H	LIU Brooklyn	71 54
												336	A	Saint Peter's	69 35
												341	A	Wagner	73 62
LAST 12 Division I GAMES:															
				71	H	Maine	43 60					247	A	Binghamton	47 54
				47	H	Albany (NY)	49 62					295	H	Vermont	73 59
				238	A	New Hampshire	46 49					71	A	Maine	52 55
				157	H	UMBC	65 69					47	A	Albany (NY)	54 73
				217	A	Hartford	45 42					217	H	Hartford	58 35
				321	H	UMass Lowell	60 46					238	H	New Hampshire	63 54

Non-Div I Games:

Stony Brook

Loss, Non-Conf, S Site, H Home A Away N Neutral

Average RPI Win:	135	WON-LOST	WINNING	LAST 10	STRENGTH OF	OPP. STRENGTH	TEAM	ADJ.	CONF.	ADJ CONF.
Average RPI Loss:	31	RECORD	PCT. RANK	GAMES	SCHEDULE	OF SCHEDULE	RPI	RPI	RPI	RPI
DIV. I ONLY	22- 6	32	8- 2	35	37	16	16	4	4	
DIV. I NON-CONF.	10- 3	61	0- 0	69	98	45	45	5	5	
TOTALS	RPI 1-25	RPI 26-50	W-L RECORDS	RPI 51-100	RPI 101-150	RPI 150+				
22- 6	1- 5	3- 0	OVERALL	4- 0	7- 1	7- 0				
14- 2	1- 2	0- 0	HOME	3- 0	5- 0	5- 0				
6- 4	0- 3	2- 0	AWAY	1- 0	2- 1	1- 0				
2- 0	0- 0	1- 0	NEUTRAL	0- 0	0- 0	1- 0				
10- 3	0- 3	1- 0	NON-CONFERENCE	1- 0	2- 0	6- 0				
7- 1	0- 1	0- 0	HOME	1- 0	2- 0	4- 0				
1- 2	0- 2	0- 0	AWAY	0- 0	0- 0	1- 0				
2- 0	0- 0	1- 0	NEUTRAL	0- 0	0- 0	1- 0				
12- 3	1- 2	2- 0	CONFERENCE	3- 0	5- 1	1- 0				
7- 1	1- 1	0- 0	HOME	2- 0	3- 0	1- 0				
5- 2	0- 1	2- 0	AWAY	1- 0	2- 1	0- 0				
0- 0	0- 0	0- 0	NEUTRAL	0- 0	0- 0	0- 0				

RPI 1-25				RPI 26-50				RPI 51-100				RPI 101+			
RPI	S	Opponent	Score	RPI	S	Opponent	Score	RPI	S	Opponent	Score	RPI	S	Opponent	Score
1	A	Notre Dame	62 90	26	A	Miami (FL)	57 51	53	H	Duke	86 50	113	A	Wake Forest	91 65
8	H	Arizona St.	54 61	32	N	Washington	66 62	76	H	Georgia Tech	71 52	117	H	Virginia Tech	60 39
11	A	Maryland	64 82	42	A	North Carolina St.	55 52	81	H	Drexel	83 62	118	H	Boston College	62 61
15	H	Louisville	53 71					92	A	Virginia	91 57	122	A	Pittsburgh	70 56
17	H	Florida St.	83 73									122	H	Pittsburgh	71 48
24	A	Tennessee	55 57									125	A	North Carolina	73 77
												141	H	Jacksonville	65 49
												144	H	Stony Brook	64 49
												177	N	Fordham	76 54
												207	H	UTRGV	91 32
												208	A	Rhode Island	57 54
												244	H	Morgan St.	90 61
												250	H	Clemson	83 62
												254	H	Coppin St.	88 56
												333	H	Howard	97 48
LAST 12 Division I GAMES:															
122	A	Pittsburgh	70 56	26	A	Miami (FL)	57 51	118	H	Boston College	62 61				
17	H	Florida St.	83 73					15	H	Louisville	53 71				
42	A	North Carolina St.	55 52					1	A	Notre Dame	62 90				
92	A	Virginia	91 57					113	A	Wake Forest	91 65				
76	H	Georgia Tech	71 52					122	H	Pittsburgh	71 48				
250	H	Clemson	83 62												

Non-Div I Games:

Syracuse

■ Loss,
■ Non-Conf,
■ S Site,
■ H Home
■ A Away
N Neutral

TCU										
Average RPI Win:	188	WON-LOST	WINNING	LAST 10	STRENGTH OF	OPP. STRENGTH	TEAM	ADJ.	CONF.	ADJ CONF.
Average RPI Loss:	35	RECORD	PCT. RANK	GAMES	SCHEDULE	OF SCHEDULE	RPI	RPI	RPI	RPI
DIV. I ONLY	15- 11	129	4- 6	63	31	86	86	3	3	
DIV. I NON-CONF.	8- 3	77	0- 0	257	163	140	140	3	3	

TOTALS	RPI 1-25	RPI 26-50	W-L RECORDS	RPI 51-100	RPI 101-150	RPI 150+				
15- 11	1- 6	1- 4	OVERALL	2- 0	2- 0	9- 1				
11- 5	1- 3	1- 2	HOME	1- 0	1- 0	7- 0				
4- 6	0- 3	0- 2	AWAY	1- 0	1- 0	2- 1				
0- 0	0- 0	0- 0	NEUTRAL	0- 0	0- 0	0- 0				
8- 3	0- 2	0- 0	NON-CONFERENCE	0- 0	0- 0	8- 1				
7- 1	0- 1	0- 0	HOME	0- 0	0- 0	7- 0				
1- 2	0- 1	0- 0	AWAY	0- 0	0- 0	1- 1				
0- 0	0- 0	0- 0	NEUTRAL	0- 0	0- 0	0- 0				
7- 8	1- 4	1- 4	CONFERENCE	2- 0	2- 0	1- 0				
4- 4	1- 2	1- 2	HOME	1- 0	1- 0	0- 0				
3- 4	0- 2	0- 2	AWAY	1- 0	1- 0	1- 0				
0- 0	0- 0	0- 0	NEUTRAL	0- 0	0- 0	0- 0				

RPI 1-25				RPI 26-50				RPI 51-100				RPI 101+			
RPI	S	Opponent	Score	RPI	S	Opponent	Score	RPI	S	Opponent	Score	RPI	S	Opponent	Score
1	H	Notre Dame	72 88	34	A	Oklahoma	64 77	96	A	Iowa St.	72 62	142	A	Texas Tech	78 69
3	A	Baylor	55 72	34	H	Oklahoma	65 78	96	H	Iowa St.	79 69	142	H	Texas Tech	69 48
3	H	Baylor	75 81	37	H	West Virginia	84 97					171	A	SMU	89 79
6	H	Texas	58 65	48	A	Kansas St.	49 58					185	A	Butler	53 65
13	A	Texas A&M	78 82	48	H	Kansas St.	87 73					207	H	UTRGV	71 67
19	A	Oklahoma St.	52 80									211	H	Stephen F. Austin	88 55
19	H	Oklahoma St.	79 65									218	A	Kansas	70 44
												237	H	Sam Houston St.	85 59
												280	H	Prairie View	69 60
												290	H	La.-Monroe	80 42
												328	H	Southern Utah	76 47
												335	H	New Orleans	85 36
LAST 12 Division I GAMES:															
19	H	Oklahoma St.	79 65	96	A	Iowa St.	72 62	37	H	West Virginia	84 97	6	H	Texas	58 65
218	A	Kansas	70 44	48	A	Kansas St.	49 58	142	H	Texas Tech	69 48	3	A	Baylor	55 72
96	H	Iowa St.	79 69	34	A	Oklahoma	64 77	3	A	Baylor	55 72				
3	H	Baylor	75 81	19	A	Oklahoma St.	52 80								

Non-Div I Games:

TCU

■ Loss,
 ■ Non-Conf, S Site,
 ■ Home
 ■ Away
 N Neutral

Average RPI Win:	178	WON-LOST	WINNING	LAST 10	STRENGTH OF	OPP. STRENGTH	TEAM	ADJ.	CONF.	ADJ CONF.
Average RPI Loss:	65	RECORD	PCT. RANK	GAMES	SCHEDULE	OF SCHEDULE	RPI	RPI	RPI	RPI
DIV. I ONLY	17- 9	85	6- 4	86	73	67	67	9	9	
DIV. I NON-CONF.	6- 5	146	0- 1	45	59	102	102	7	7	
TOTALS	RPI 1-25	RPI 26-50	W-L RECORDS	RPI 51-100	RPI 101-150	RPI 150+				
17- 9	1- 3	2- 1	OVERALL	1- 2	1- 2	12- 1				
10- 3	1- 1	2- 1	HOME	0- 0	1- 1	6- 0				
7- 6	0- 1	0- 0	AWAY	1- 1	0- 0	6- 0				
0- 0	0- 0	0- 0	NEUTRAL	0- 0	0- 0	0- 0				
6- 5	1- 1	1- 1	NON-CONFERENCE	0- 2	0- 1	4- 0				
4- 2	1- 0	1- 1	HOME	0- 0	0- 1	2- 0				
2- 3	0- 1	0- 0	AWAY	0- 2	0- 0	2- 0				
0- 0	0- 0	0- 0	NEUTRAL	0- 0	0- 0	0- 0				
11- 4	0- 2	1- 0	CONFERENCE	1- 0	1- 1	8- 1				
6- 1	0- 1	1- 0	HOME	0- 0	1- 0	4- 0				
5- 3	0- 1	0- 0	AWAY	1- 0	0- 1	4- 1				
0- 0	0- 0	0- 0	NEUTRAL	0- 0	0- 0	0- 0				

RPI	S	Opponent	Score	RPI	S	Opponent	Score	RPI	S	Opponent	Score	RPI	S	Opponent	Score
4	A	UConn	49 104	30	H	Penn	54 60	52	A	Rutgers	51 61	104	H	Saint Joseph's	67 70
4	H	UConn	60 85	35	H	South Fla.	68 66	83	A	Tulane	72 54	105	A	Memphis	97 100
17	A	Florida St.	47 75	50	H	Villanova	61 55	99	A	Quinnipiac	56 58	105	H	Memphis	82 58
21	H	Florida	97 91									162	A	East Carolina	83 63
												171	A	SMU	67 69
												171	H	SMU	55 35
												177	A	Fordham	57 44
												190	H	Tulsa	66 46
												195	A	Cincinnati	74 49
												195	H	Cincinnati	74 51
												216	H	Sacred Heart	92 62
												268	A	UCF	71 63
												274	A	La Salle	77 48
												278	A	Houston	75 66
												278	H	Houston	78 48
												329	H	Delaware St.	100 59
LAST 12 Division I GAMES:															
105	A	Memphis	97 100	83	A	Tulane	72 54								
4	H	UConn	60 85	278	H	Houston	78 48								
195	A	Cincinnati	74 49	30	H	Penn	54 60								
35	H	South Fla.	68 66	4	A	UConn	49 104								
171	H	SMU	55 35	268	A	UCF	71 63								
162	A	East Carolina	83 63	195	H	Cincinnati	74 51								

Non-Div I Games:

Temple

Tennessee

Through Games Of Feb. 22, 2016

Average RPI Win:	107	WON-LOST	WINNING	LAST 10	STRENGTH OF	OPP. STRENGTH	TEAM	ADJ.	CONF.	ADJ CONF.
Average RPI Loss:	43	RECORD	PCT. RANK	GAMES	SCHEDULE	OF SCHEDULE	RPI	RPI	RPI	RPI
DIV. I ONLY	16- 11	120	5- 5	1	19	24	24	2	2	
DIV. I NON-CONF.	9- 4	95	0- 1	2	34	8	8	2	2	
TOTALS	RPI 1-25	RPI 26-50	W-L RECORDS	RPI 51-100	RPI 101-150	RPI 150+				
16- 11	2- 7	2- 1	OVERALL	4- 0	3- 3	5- 0				
12- 4	1- 3	1- 0	HOME	3- 0	3- 1	4- 0				
4- 7	1- 4	1- 1	AWAY	1- 0	0- 2	1- 0				
0- 0	0- 0	0- 0	NEUTRAL	0- 0	0- 0	0- 0				
9- 4	2- 3	1- 0	NON-CONFERENCE	1- 0	2- 1	3- 0				
7- 2	1- 1	1- 0	HOME	1- 0	2- 1	2- 0				
2- 2	1- 2	0- 0	AWAY	0- 0	0- 0	1- 0				
0- 0	0- 0	0- 0	NEUTRAL	0- 0	0- 0	0- 0				
7- 7	0- 4	1- 1	CONFERENCE	3- 0	1- 2	2- 0				
5- 2	0- 2	0- 0	HOME	2- 0	1- 0	2- 0				
2- 5	0- 2	1- 1	AWAY	1- 0	0- 2	0- 0				
0- 0	0- 0	0- 0	NEUTRAL	0- 0	0- 0	0- 0				

RPI	S	Opponent	Score
1	A	Notre Dame	66 79
2	H	South Carolina	56 62
6	H	Texas	53 64
7	A	Oregon St.	53 50
10	A	Stanford	55 69
13	A	Texas A&M	71 76
14	A	Kentucky	63 64
16	H	Syracuse	57 55
21	H	Florida	66 74

RPI	S	Opponent	Score
28	A	Missouri	71 55
31	A	Mississippi St.	63 65
47	H	Albany (NY)	63 55

RPI	S	Opponent	Score
51	H	Chattanooga	59 57
56	H	Auburn	79 52
85	A	Vanderbilt	69 51
85	H	Vanderbilt	58 49

RPI	S	Opponent	Score
110	H	Central Ark.	102 47
117	H	Virginia Tech	43 57
123	A	LSU	56 57
130	H	Penn St.	74 66
132	A	Arkansas	59 64
132	H	Arkansas	75 57
155	H	Alabama	70 42
158	H	ETSU	85 49
166	H	Ole Miss	57 51
191	H	Stetson	90 56
288	A	Wichita St.	58 51

LAST 12 Division I GAMES:

123	A	LSU	56 57
166	H	Ole Miss	57 51
2	H	South Carolina	56 62
85	A	Vanderbilt	69 51
13	A	Texas A&M	71 76
132	H	Arkansas	75 57
155	H	Alabama	70 42
31	A	Mississippi St.	63 65
14	A	Kentucky	63 64
85	H	Vanderbilt	58 49
1	A	Notre Dame	66 79
132	A	Arkansas	59 64

Non-Div I Games:

Tennessee

■ Loss,
 ■ Non-Conf, S Site,
 ■ Home
 ■ Away
 N Neutral

Average RPI Win:	277	WON-LOST	WINNING	LAST 10	STRENGTH OF	OPP. STRENGTH	TEAM	ADJ.	CONF.	ADJ CONF.
Average RPI Loss:	156	RECORD	PCT. RANK	GAMES	SCHEDULE	OF SCHEDULE	RPI	RPI	RPI	RPI
DIV. I ONLY	9- 16	255	3- 7	224	239	262	262	24	24	
DIV. I NON-CONF.	3- 8	258	0- 0	112	149	220	220	24	24	
TOTALS	RPI 1-25	RPI 26-50	W-L RECORDS	RPI 51-100	RPI 101-150	RPI 150+				
9- 16	0- 1	0- 2	OVERALL	0- 1	0- 3	9- 9				
7- 2	0- 0	0- 0	HOME	0- 0	0- 0	7- 2				
1- 12	0- 1	0- 2	AWAY	0- 1	0- 3	1- 5				
1- 2	0- 0	0- 0	NEUTRAL	0- 0	0- 0	1- 2				
3- 8	0- 1	0- 2	NON-CONFERENCE	0- 0	0- 2	3- 3				
2- 0	0- 0	0- 0	HOME	0- 0	0- 0	2- 0				
0- 6	0- 1	0- 2	AWAY	0- 0	0- 2	0- 1				
1- 2	0- 0	0- 0	NEUTRAL	0- 0	0- 0	1- 2				
6- 8	0- 0	0- 0	CONFERENCE	0- 1	0- 1	6- 6				
5- 2	0- 0	0- 0	HOME	0- 0	0- 0	5- 2				
1- 6	0- 0	0- 0	AWAY	0- 1	0- 1	1- 4				
0- 0	0- 0	0- 0	NEUTRAL	0- 0	0- 0	0- 0				

RPI 1-25				RPI 26-50				RPI 51-100				RPI 101+ Team's RPI: 262			
RPI	S	Opponent	Score	RPI	S	Opponent	Score	RPI	S	Opponent	Score	RPI	S	Opponent	Score
14	A	Kentucky	39 81	31	A	Mississippi St.	54 82	87	A	UT Martin	50 77	101	A	Belmont	65 80
				46	A	Indiana	56 88					131	A	Youngstown St.	58 69
												136	A	Southern Ill.	70 79
												152	A	Illinois	43 98
												165	H	SIUE	73 61
												183	A	Eastern Ky.	67 78
												183	H	Eastern Ky.	66 70
												189	N	Fla. Atlantic	64 69
												203	N	Utah St.	46 63
												204	A	Southeast Mo. St.	65 75
												241	H	Texas Southern	72 56
												269	H	Austin Peay	66 58
												271	H	Murray St.	69 58
												272	A	Tennessee Tech	60 70
												272	H	Tennessee Tech	56 64
												279	N	Alabama St.	74 64
												291	A	Jacksonville St.	55 69
												291	H	Jacksonville St.	50 40
												305	H	Morehead St.	78 76
												331	H	Lipscomb	77 65
												339	A	Eastern Ill.	62 53
LAST 12 Division I GAMES:															
291	H	Jacksonville St.	50 40	87	A	UT Martin	50 77	101	A	Belmont	65 80				
183	A	Eastern Ky.	67 78	272	A	Tennessee Tech	60 70	271	H	Murray St.	69 58				
272	H	Tennessee Tech	56 64	269	H	Austin Peay	66 58	165	H	SIUE	73 61				
305	H	Morehead St.	78 76												
183	H	Eastern Ky.	66 70												
291	A	Jacksonville St.	55 69												

Non-Div I Games: Lane 75 44 North Ala. 58 40

Tennessee St.

Loss, Non-Conf, S Site, H Home A Away N Neutral

Average RPI Win:	282	WON-LOST	WINNING	LAST 10	STRENGTH OF	OPP. STRENGTH	TEAM	ADJ.	CONF.	ADJ CONF.
Average RPI Loss:	152	RECORD	PCT. RANK	GAMES	SCHEDULE	OF SCHEDULE	RPI	RPI	RPI	RPI
DIV. I ONLY	10- 18	259	5- 5	239	226	272	272	24	24	
DIV. I NON-CONF.	4- 9	245	0- 0	159	129	246	246	24	24	
TOTALS	RPI 1-25	RPI 26-50	W-L RECORDS	RPI 51-100	RPI 101-150	RPI 150+				
10- 18	0- 2	0- 1	OVERALL	0- 2	0- 5	10- 8				
7- 8	0- 1	0- 1	HOME	0- 0	0- 2	7- 4				
3- 10	0- 1	0- 0	AWAY	0- 2	0- 3	3- 4				
0- 0	0- 0	0- 0	NEUTRAL	0- 0	0- 0	0- 0				
4- 9	0- 2	0- 1	NON-CONFERENCE	0- 1	0- 3	4- 2				
3- 5	0- 1	0- 1	HOME	0- 0	0- 1	3- 2				
1- 4	0- 1	0- 0	AWAY	0- 1	0- 2	1- 0				
0- 0	0- 0	0- 0	NEUTRAL	0- 0	0- 0	0- 0				
6- 9	0- 0	0- 0	CONFERENCE	0- 1	0- 2	6- 6				
4- 3	0- 0	0- 0	HOME	0- 0	0- 1	4- 2				
2- 6	0- 0	0- 0	AWAY	0- 1	0- 1	2- 4				
0- 0	0- 0	0- 0	NEUTRAL	0- 0	0- 0	0- 0				

RPI 1-25				RPI 26-50				RPI 51-100				RPI 101+ Team's RPI: 272			
RPI	S	Opponent	Score	RPI	S	Opponent	Score	RPI	S	Opponent	Score	RPI	S	Opponent	Score
15	H	Louisville	54 76	41	H	Arkansas St.	55 77	70	A	Middle Tenn.	53 69	101	A	Belmont	49 70
20	A	Georgia	48 81					87	A	UT Martin	53 67	101	H	Belmont	79 80
												111	H	Mercer	47 63
												138	A	Northern Ky.	62 88
												148	A	Xavier	47 64
												151	H	Southern Miss.	57 69
												165	H	SIUE	68 83
												183	A	Eastern Ky.	77 72
												204	H	Southeast Mo. St.	57 60
												250	H	Clemson	53 71
												262	A	Tennessee St.	64 56
												262	H	Tennessee St.	70 60
												264	H	Georgia St.	72 65
												269	A	Austin Peay	75 91
												271	A	Murray St.	50 56
												288	H	Wichita St.	54 48
												291	A	Jacksonville St.	46 55
												291	H	Jacksonville St.	51 49
												297	A	UNCG	73 64
												305	A	Morehead St.	71 75
												305	H	Morehead St.	77 69
												331	H	Lipscomb	81 70
												339	H	Eastern Ill.	81 74
LAST 12 Division I GAMES:															
101	A	Belmont	49 70	305	A	Morehead St.	71 75	183	A	Eastern Ky.	77 72	262	H	Tennessee St.	70 60
305	H	Morehead St.	77 69	262	H	Tennessee St.	70 60	204	H	Southeast Mo. St.	57 60	87	A	UT Martin	53 67
291	H	Jacksonville St.	51 49	269	A	Austin Peay	75 91								
262	A	Tennessee St.	64 56												
291	A	Jacksonville St.	46 55												
101	H	Belmont	79 80												

Non-Div I Games:

Tennessee Tech

■ Loss,
■ Non-Conf,
■ S Site,
■ H Home
■ A Away
N Neutral

Average RPI Win:	110	WON-LOST	WINNING	LAST 10	STRENGTH OF	OPP. STRENGTH	TEAM	ADJ.	CONF.	ADJ CONF.
Average RPI Loss:	19	RECORD	PCT. RANK	GAMES	SCHEDULE	OF SCHEDULE	RPI	RPI	RPI	RPI
DIV. I ONLY	24- 2	6	8- 2	52	9	6	6	3	3	
DIV. I NON-CONF.	11- 0	1	0- 0	156	15	10	10	3	3	
TOTALS	RPI 1-25	RPI 26-50	W-L RECORDS	RPI 51-100	RPI 101-150	RPI 150+				
24- 2	4- 1	6- 1	OVERALL	3- 0	5- 0	6- 0				
14- 1	2- 1	4- 0	HOME	1- 0	3- 0	4- 0				
9- 1	2- 0	2- 0	AWAY	2- 0	1- 0	2- 0				
1- 0	0- 0	0- 0	NEUTRAL	0- 0	1- 0	0- 0				
11- 0	2- 0	1- 0	NON-CONFERENCE	0- 0	4- 0	4- 0				
7- 0	1- 0	1- 0	HOME	0- 0	2- 0	3- 0				
3- 0	1- 0	0- 0	AWAY	0- 0	1- 0	1- 0				
1- 0	0- 0	0- 0	NEUTRAL	0- 0	1- 0	0- 0				
13- 2	2- 1	5- 1	CONFERENCE	3- 0	1- 0	2- 0				
7- 1	1- 1	3- 0	HOME	1- 0	1- 0	1- 0				
6- 1	1- 0	2- 1	AWAY	2- 0	0- 0	1- 0				
0- 0	0- 0	0- 0	NEUTRAL	0- 0	0- 0	0- 0				

RPI	S	Opponent	Score	RPI	S	Opponent	Score	RPI	S	Opponent	Score	RPI	S	Opponent	Score
3	H	Baylor	67 80	31	H	Mississippi St.	53 47	86	A	TCU	65 58	124	A	Little Rock	66 56
10	H	Stanford	77 69	34	A	Oklahoma	56 74	96	A	Iowa St.	65 49	128	H	Northwestern St.	86 33
19	A	Oklahoma St.	78 48	34	H	Oklahoma	83 76	96	H	Iowa St.	75 54	132	N	Arkansas	61 50
19	H	Oklahoma St.	70 55	37	A	West Virginia	65 54					142	H	Texas Tech	86 62
24	A	Tennessee	64 53	37	H	West Virginia	73 50					150	H	Hampton	79 52
				48	A	Kansas St.	66 51					210	H	Canisius	92 62
				48	H	Kansas St.	58 51					218	A	Kansas	75 38
												218	H	Kansas	70 46
												224	A	Rice	70 47
												237	H	Sam Houston St.	83 49
												265	H	UTSA	90 53
LAST 12 Division I GAMES:															
37	H	West Virginia	73 50	218	H	Kansas	70 46								
48	H	Kansas St.	58 51	34	H	Oklahoma	83 76								
34	A	Oklahoma	56 74	86	A	TCU	65 58								
19	H	Oklahoma St.	70 55	3	H	Baylor	67 80								
96	A	Iowa St.	65 49	218	A	Kansas	75 38								
48	A	Kansas St.	66 51	19	A	Oklahoma St.	78 48								

Non-Div I Games:

Texas

■ Loss,
■ Non-Conf, S Site,
■ Home
■ Away
N Neutral

Average RPI Win:	114	WON-LOST	WINNING	LAST 10	STRENGTH OF	OPP. STRENGTH	TEAM	ADJ.	CONF.	ADJ CONF.
Average RPI Loss:	28	RECORD	PCT. RANK	GAMES	SCHEDULE	OF SCHEDULE	RPI	RPI	RPI	RPI
DIV. I ONLY	20- 7	47	7- 3	7	10	13	13	2	2	
DIV. I NON-CONF.	10- 3	61	0- 0	19	26	20	20	2	2	
TOTALS	RPI 1-25	RPI 26-50	W-L RECORDS	RPI 51-100	RPI 101-150	RPI 150+				
20- 7	2- 6	3- 0	OVERALL	4- 0	4- 1	7- 0				
12- 2	2- 2	2- 0	HOME	1- 0	2- 0	5- 0				
5- 3	0- 0	0- 0	AWAY	2- 0	1- 0	2- 0				
3- 2	0- 2	1- 0	NEUTRAL	1- 0	1- 0	0- 0				
10- 3	0- 3	1- 0	NON-CONFERENCE	3- 0	2- 0	4- 0				
6- 1	0- 1	0- 0	HOME	1- 0	1- 0	4- 0				
1- 0	0- 0	0- 0	AWAY	1- 0	0- 0	0- 0				
3- 2	0- 2	1- 0	NEUTRAL	1- 0	1- 0	0- 0				
10- 4	2- 3	2- 0	CONFERENCE	1- 0	2- 1	3- 0				
6- 1	2- 1	2- 0	HOME	0- 0	1- 0	1- 0				
4- 3	0- 2	0- 0	AWAY	1- 0	1- 1	2- 0				
0- 0	0- 0	0- 0	NEUTRAL	0- 0	0- 0	0- 0				

RPI 1-25				Team's RPI: 13		RPI 26-50				RPI 51-100				RPI 101+			
RPI	S	Opponent	Score	RPI	S	Opponent	Score	RPI	S	Opponent	Score	RPI	S	Opponent	Score		
2	A	South Carolina	58 59	28	H	Missouri	81 77	53	A	Duke	72 66	121	N	Hawaii	82 41		
2	H	South Carolina	63 70	31	H	Mississippi St.	64 58	85	A	Vanderbilt	75 63	123	A	LSU	53 35		
5	N	Ohio St.	80 95	34	N	Oklahoma	74 68	86	H	TCU	82 78	123	H	LSU	68 54		
12	N	BYU	64 72					95	N	California	75 58	124	H	Little Rock	69 39		
20	H	Georgia	73 62									132	A	Arkansas	61 67		
21	A	Florida	81 83									155	A	Alabama	59 56		
22	H	DePaul	66 80									163	H	Southern U.	88 47		
24	H	Tennessee	76 71									166	A	Ole Miss	62 48		
												166	H	Ole Miss	81 58		
												171	H	SMU	67 55		
												223	H	Texas St.	87 50		
												280	H	Prairie View	88 30		
LAST 12 Division I GAMES:																	
85	A	Vanderbilt	75 63	2	H	South Carolina	63 70	155	A	Alabama	59 56	28	H	Missouri	81 77		
123	H	LSU	68 54	166	A	Ole Miss	62 48	2	A	South Carolina	58 59	166	H	Ole Miss	81 58		
31	H	Mississippi St.	64 58	24	H	Tennessee	76 71	123	A	LSU	53 35						
21	A	Florida	81 83														

Non-Div I Games:

Texas A&M

Average RPI Win:	292	WON-LOST	WINNING	LAST 10	STRENGTH OF	OPP. STRENGTH	TEAM	ADJ.	CONF.	ADJ CONF.
Average RPI Loss:	195	RECORD	PCT. RANK	GAMES	SCHEDULE	OF SCHEDULE	RPI	RPI	RPI	RPI
DIV. I ONLY	16- 8	77	8- 2	349	304	241	241	32	32	
DIV. I NON-CONF.	4- 6	201	0- 0	347	88	299	299	31	31	
TOTALS	RPI 1-25	RPI 26-50	W-L RECORDS	RPI 51-100	RPI 101-150	RPI 150+				
16- 8	0- 1	0- 0	OVERALL	0- 0	0- 1	16- 6				
7- 3	0- 0	0- 0	HOME	0- 0	0- 0	7- 3				
8- 5	0- 1	0- 0	AWAY	0- 0	0- 1	8- 3				
1- 0	0- 0	0- 0	NEUTRAL	0- 0	0- 0	1- 0				
4- 6	0- 1	0- 0	NON-CONFERENCE	0- 0	0- 1	4- 4				
1- 2	0- 0	0- 0	HOME	0- 0	0- 0	1- 2				
2- 4	0- 1	0- 0	AWAY	0- 0	0- 1	2- 2				
1- 0	0- 0	0- 0	NEUTRAL	0- 0	0- 0	1- 0				
12- 2	0- 0	0- 0	CONFERENCE	0- 0	0- 0	12- 2				
6- 1	0- 0	0- 0	HOME	0- 0	0- 0	6- 1				
6- 1	0- 0	0- 0	AWAY	0- 0	0- 0	6- 1				
0- 0	0- 0	0- 0	NEUTRAL	0- 0	0- 0	0- 0				

RPI 1-25			RPI 26-50			RPI 51-100			RPI 101+			Team's RPI: 241
RPI	S	Opponent	Score	RPI	S	Opponent	Score	RPI	S	Opponent	Score	
19	A	Oklahoma St.	52 87					123	A	LSU	36 86	
								163	H	Southern U.	59 45	
								179	A	Grambling	62 50	
								179	H	Grambling	46 49	
								218	A	Kansas	65 72	
								224	A	Rice	69 66	
								237	H	Sam Houston St.	51 53	
								246	H	Houston Baptist	65 77	
								262	A	Tennessee St.	56 72	
								265	A	UTSA	59 44	
								279	A	Alabama St.	51 57	
								280	A	Prairie View	50 43	
								280	H	Prairie View	72 65	
								298	A	Jackson St.	62 36	
								298	H	Jackson St.	66 47	
								312	H	Alcorn	68 39	
								313	H	A&M-Corpus Christi	51 43	
								331	N	Lipscomb	66 62	
								342	A	Ark.-Pine Bluff	57 51	
								342	H	Ark.-Pine Bluff	57 30	
								346	A	Alabama A&M	57 38	
								348	A	Mississippi Val.	85 30	
								348	H	Mississippi Val.	76 38	
LAST 12 Division I GAMES:												
342	A	Ark.-Pine Bluff	57 51	279	A	Alabama St.	51 57					
348	A	Mississippi Val.	85 30	342	H	Ark.-Pine Bluff	57 30					
179	H	Grambling	46 49	348	H	Mississippi Val.	76 38					
298	H	Jackson St.	66 47	179	A	Grambling	62 50					
280	A	Prairie View	50 43	298	A	Jackson St.	62 36					
346	A	Alabama A&M	57 38	280	H	Prairie View	72 65					

Non-Div I Games:

Texas Southern

■ Loss,
 ■ Non-Conf, S Site,
 ■ Home
 ■ Away
 N Neutral

Average RPI Win:	228	WON-LOST	WINNING	LAST 10	STRENGTH OF	OPP. STRENGTH	TEAM	ADJ.	CONF.	ADJ CONF.
Average RPI Loss:	149	RECORD	PCT. RANK	GAMES	SCHEDULE	OF SCHEDULE	RPI	RPI	RPI	RPI
DIV. I ONLY	10- 13	218	4- 6	201	171	223	223	16	16	
DIV. I NON-CONF.	3- 5	218	0- 0	96	52	161	161	14	14	
TOTALS	RPI 1-25	RPI 26-50	W-L RECORDS	RPI 51-100	RPI 101-150	RPI 150+				
10- 13	0- 1	0- 2	OVERALL	0- 2	2- 3	8- 5				
7- 3	0- 0	0- 1	HOME	0- 0	1- 2	6- 0				
3- 7	0- 1	0- 1	AWAY	0- 0	1- 0	2- 5				
0- 3	0- 0	0- 0	NEUTRAL	0- 2	0- 1	0- 0				
3- 5	0- 1	0- 1	NON-CONFERENCE	0- 2	0- 1	3- 0				
2- 0	0- 0	0- 0	HOME	0- 0	0- 0	2- 0				
1- 2	0- 1	0- 1	AWAY	0- 0	0- 0	1- 0				
0- 3	0- 0	0- 0	NEUTRAL	0- 2	0- 1	0- 0				
7- 8	0- 0	0- 1	CONFERENCE	0- 0	2- 2	5- 5				
5- 3	0- 0	0- 1	HOME	0- 0	1- 2	4- 0				
2- 5	0- 0	0- 0	AWAY	0- 0	1- 0	1- 5				
0- 0	0- 0	0- 0	NEUTRAL	0- 0	0- 0	0- 0				

RPI 1-25				RPI 26-50				RPI 51-100				RPI 101+ Team's RPI: 223			
RPI	S	Opponent	Score	RPI	S	Opponent	Score	RPI	S	Opponent	Score	RPI	S	Opponent	Score
13	A	Texas A&M	50 87	28	A	Missouri	56 82	53	N	Duke	34 85	124	H	Little Rock	67 57
				41	H	Arkansas St.	59 74	96	N	Iowa St.	61 83	127	A	La.-Lafayette	46 42
												127	H	La.-Lafayette	47 59
												137	N	Idaho	55 75
												149	H	UT Arlington	48 80
												180	A	Troy	79 112
												186	A	South Ala.	73 71
												225	H	North Texas	64 62
												246	A	Houston Baptist	71 66
												264	A	Georgia St.	62 73
												264	H	Georgia St.	80 71
												265	H	UTSA	72 64
												273	A	Appalachian St.	71 90
												273	H	Appalachian St.	87 76
												282	A	Ga. Southern	64 78
												282	H	Ga. Southern	61 56
												290	A	La.-Monroe	59 63
												290	H	La.-Monroe	63 57
LAST 12 Division I GAMES:															
127	H	La.-Lafayette	47 59	290	A	La.-Monroe	59 63	127	A	La.-Lafayette	46 42	41	H	Arkansas St.	59 74
290	H	La.-Monroe	63 57	127	A	La.-Lafayette	46 42	124	H	Little Rock	67 57	180	A	Troy	79 112
273	H	Appalachian St.	87 76	186	A	South Ala.	73 71								
149	H	UT Arlington	48 80												
282	A	Ga. Southern	64 78												
264	A	Georgia St.	62 73												

Non-Div I Games: Tex. A&M-Commerce 80 60 St. Edward's 52 44

Texas St.

■ Loss,
 ■ Non-Conf,
 ■ S Site,
 ■ Home
 ■ A Away
 N Neutral

Average RPI Win:	218	WON-LOST	WINNING	LAST 10	STRENGTH OF	OPP. STRENGTH	TEAM	ADJ.	CONF.	ADJ CONF.
Average RPI Loss:	41	RECORD	PCT. RANK	GAMES	SCHEDULE	OF SCHEDULE	RPI	RPI	RPI	RPI
DIV. I ONLY	11- 15	222	2- 8	47	64	142	142	3	3	
DIV. I NON-CONF.	9- 2	37	0- 0	221	305	103	103	3	3	
TOTALS	RPI 1-25	RPI 26-50	W-L RECORDS	RPI 51-100	RPI 101-150	RPI 150+				
11- 15	0- 5	0- 6	OVERALL	2- 4	1- 0	8- 0				
10- 5	0- 2	0- 2	HOME	2- 1	1- 0	7- 0				
0- 9	0- 0	0- 0	AWAY	0- 0	0- 0	0- 0				
1- 1	0- 0	0- 1	NEUTRAL	0- 0	0- 0	1- 0				
9- 2	0- 0	0- 1	NON-CONFERENCE	1- 1	1- 0	7- 0				
8- 0	0- 0	0- 0	HOME	1- 0	1- 0	6- 0				
0- 1	0- 0	0- 0	AWAY	0- 1	0- 0	0- 0				
1- 1	0- 0	0- 1	NEUTRAL	0- 0	0- 0	1- 0				
2- 13	0- 5	0- 5	CONFERENCE	1- 3	0- 0	1- 0				
2- 5	0- 2	0- 2	HOME	1- 1	0- 0	1- 0				
0- 8	0- 3	0- 3	AWAY	0- 2	0- 0	0- 0				
0- 0	0- 0	0- 0	NEUTRAL	0- 0	0- 0	0- 0				

RPI 1-25				RPI 26-50				RPI 51-100				RPI 101+ Team's RPI: 142			
RPI	S	Opponent	Score	RPI	S	Opponent	Score	RPI	S	Opponent	Score	RPI	S	Opponent	Score
3	A	Baylor	43 69	32	N	Washington	73 77	62	A	Santa Clara	70 75	137	H	Idaho	78 62
3	H	Baylor	36 66	34	A	Oklahoma	53 92	68	H	Abilene Christian	71 65	177	N	Fordham	62 48
6	A	Texas	62 86	37	A	West Virginia	57 79	86	A	TCU	48 69	179	H	Grambling	70 55
19	A	Oklahoma St.	57 70	37	H	West Virginia	42 69	86	H	TCU	69 78	218	H	Kansas	54 44
19	H	Oklahoma St.	46 69	48	A	Kansas St.	53 65	96	A	Iowa St.	48 77	232	H	Idaho St.	79 64
				48	H	Kansas St.	53 65	96	H	Iowa St.	69 66	308	H	Niagara	79 45
												309	H	Southeastern La.	113 51
												332	H	Incarnate Word	70 55
												342	H	Ark.-Pine Bluff	84 40
LAST 12 Division I GAMES:															
48	A	Kansas St.	53 65	3	A	Baylor	43 69								
96	A	Iowa St.	48 77	48	H	Kansas St.	53 65								
3	H	Baylor	36 66	34	A	Oklahoma	53 92								
19	A	Oklahoma St.	57 70	96	H	Iowa St.	69 66								
37	H	West Virginia	42 69	86	A	TCU	48 69								
218	H	Kansas	54 44	37	A	West Virginia	57 79								

Non-Div I Games:

Texas Tech

■ Loss,
■ Non-Conf,
■ S Site,
■ H Home
■ A Away
N Neutral

Average RPI Win:	219	WON-LOST	WINNING	LAST 10	STRENGTH OF	OPP. STRENGTH	TEAM	ADJ.	CONF.	ADJ CONF.
Average RPI Loss:	71	RECORD	PCT. RANK	GAMES	SCHEDULE	OF SCHEDULE	RPI	RPI	RPI	RPI
DIV. I ONLY	15- 10	112	7- 3	106	120	98	98	11	11	
DIV. I NON-CONF.	5- 6	180	0- 0	86	60	142	142	13	13	
TOTALS	RPI 1-25	RPI 26-50	W-L RECORDS	RPI 51-100	RPI 101-150	RPI 150+				
15- 10	0- 1	0- 3	OVERALL	2- 3	3- 3	10- 0				
7- 3	0- 0	0- 1	HOME	0- 1	2- 1	5- 0				
6- 5	0- 0	0- 0	AWAY	1- 0	1- 0	4- 0				
2- 2	0- 0	0- 1	NEUTRAL	1- 0	0- 1	1- 0				
5- 6	0- 1	0- 2	NON-CONFERENCE	1- 1	0- 2	4- 0				
2- 2	0- 0	0- 0	HOME	0- 1	0- 1	2- 0				
1- 2	0- 1	0- 1	AWAY	0- 0	0- 0	1- 0				
2- 2	0- 0	0- 1	NEUTRAL	1- 0	0- 1	1- 0				
10- 4	0- 0	0- 1	CONFERENCE	1- 2	3- 1	6- 0				
5- 1	0- 0	0- 1	HOME	0- 0	2- 0	3- 0				
5- 3	0- 0	0- 0	AWAY	1- 2	1- 1	3- 0				
0- 0	0- 0	0- 0	NEUTRAL	0- 0	0- 0	0- 0				

RPI 1-25				RPI 26-50				RPI 51-100 Team's RPI: 98				RPI 101+			
RPI	S	Opponent	Score	RPI	S	Opponent	Score	RPI	S	Opponent	Score	RPI	S	Opponent	Score
1	A	Notre Dame	39 74	29	H	Ohio	57 77	63	H	Dayton	57 83	103	N	Harvard	70 76
				36	A	St. Bonaventure	63 74	72	A	Ball St.	69 75	115	A	Western Mich.	80 68
				47	N	Albany (NY)	55 63	79	N	VCU	80 61	115	H	Western Mich.	80 73
								84	A	Central Mich.	81 79	129	A	Akron	71 81
								91	A	Eastern Mich.	41 59	134	H	Arizona	59 62
												139	H	Buffalo	71 60
												220	A	Ill.-Chicago	60 51
												235	N	Columbia	88 75
												253	A	Bowling Green	68 60
												253	H	Bowling Green	75 61
												261	H	Northern Ill.	66 59
												267	A	Miami (OH)	55 50
												277	H	Cleveland St.	66 53
												324	A	Kent St.	67 64
												324	H	Kent St.	73 67
												342	H	Ark.-Pine Bluff	74 47
LAST 12 Division I GAMES:															
				84	A	Central Mich.	81 79	253	H	Bowling Green	75 61				
				253	A	Bowling Green	68 60	91	A	Eastern Mich.	41 59				
				29	H	Ohio	57 77	129	A	Akron	71 81				
				139	H	Buffalo	71 60	261	H	Northern Ill.	66 59				
				324	A	Kent St.	67 64	267	A	Miami (OH)	55 50				
				115	A	Western Mich.	80 68	115	H	Western Mich.	80 73				

Non-Div I Games:

Toledo

Average RPI Win: 195	WON-LOST	WINNING	LAST 10	STRENGTH OF	OPP. STRENGTH	TEAM	ADJ.	CONF.	ADJ CONF.
Average RPI Loss: 157	RECORD	PCT. RANK	GAMES	SCHEDULE	OF SCHEDULE	RPI	RPI	RPI	RPI
DIV. I ONLY	6- 20	303	1- 9	173	177	283	283	13	13
DIV. I NON-CONF.	3- 8	258	0- 0	249	289	292	292	11	11
TOTALS	RPI 1-25	RPI 26-50	W-L RECORDS	RPI 51-100	RPI 101-150	RPI 150+			
6- 20	0- 0	0- 2	OVERALL	1- 7	0- 0	5- 11			
4- 7	0- 0	0- 1	HOME	1- 2	0- 0	3- 4			
1- 13	0- 0	0- 1	AWAY	0- 5	0- 0	1- 7			
1- 0	0- 0	0- 0	NEUTRAL	0- 0	0- 0	1- 0			
3- 8	0- 0	0- 0	NON-CONFERENCE	0- 3	0- 0	3- 5			
2- 2	0- 0	0- 0	HOME	0- 1	0- 0	2- 1			
0- 6	0- 0	0- 0	AWAY	0- 2	0- 0	0- 4			
1- 0	0- 0	0- 0	NEUTRAL	0- 0	0- 0	1- 0			
3- 12	0- 0	0- 2	CONFERENCE	1- 4	0- 0	2- 6			
2- 5	0- 0	0- 1	HOME	1- 1	0- 0	1- 3			
1- 7	0- 0	0- 1	AWAY	0- 3	0- 0	1- 3			
0- 0	0- 0	0- 0	NEUTRAL	0- 0	0- 0	0- 0			

RPI S	Opponent	Score	RPI S	Opponent	Score	RPI S	Opponent	Score	RPI S	Opponent	Score	Team's RPI: 283
40	A James Madison	45 61	40	H James Madison	57 64	56	H Auburn	52 74	157	H UMBC	61 51	
						74	A Hofstra	60 64	159	A Northeastern	72 71	
						74	H Hofstra	56 74	168	A Delaware	64 69	
						80	A Minnesota	86 105	168	H Delaware	62 66	
						81	A Drexel	40 56	174	A Cornell	60 88	
						94	A Georgetown	46 82	184	A George Mason	76 88	
						97	A Elon	58 80	194	H William & Mary	54 73	
						97	H Elon	85 78	228	N Western Ill.	83 77	
									229	A Col. of Charleston	55 67	
									229	H Col. of Charleston	62 51	
									254	H Coppin St.	69 81	
									256	A UNCW	51 53	
									256	H UNCW	49 52	
									286	A Rider	72 78	
									302	H UMKC	70 47	
									326	A North Florida	72 74	
LAST 12 Division I GAMES:												
40	A James Madison	45 61	229	A Col. of Charleston	55 67							
81	A Drexel	40 56	256	A UNCW	51 53							
229	H Col. of Charleston	62 51	74	A Hofstra	60 64							
97	A Elon	58 80	40	H James Madison	57 64							
74	H Hofstra	56 74	168	A Delaware	64 69							
168	H Delaware	62 66	97	H Elon	85 78							

Non-Div I Games:

Towson

■ Loss,
 ■ Non-Conf,
 ■ S Site,
 ■ H Home
 ■ A Away
 N Neutral

Average RPI Win: 251	WON-LOST	WINNING	LAST 10	STRENGTH OF	OPP. STRENGTH	TEAM	ADJ.	CONF.	ADJ CONF.
Average RPI Loss: 143	RECORD	PCT. RANK	GAMES	SCHEDULE	OF SCHEDULE	RPI	RPI	RPI	RPI
DIV. I ONLY	11- 12	191	3- 7	207	227	180	180	16	16
DIV. I NON-CONF.	3- 4	197	0- 0	220	309	163	163	14	14
TOTALS	RPI 1-25	RPI 26-50	W-L RECORDS	RPI 51-100	RPI 101-150	RPI 150+			
11- 12	0- 0	0- 2	OVERALL	0- 1	2- 5	9- 4			
6- 3	0- 0	0- 1	HOME	0- 0	2- 0	4- 2			
5- 9	0- 0	0- 1	AWAY	0- 1	0- 5	5- 2			
0- 0	0- 0	0- 0	NEUTRAL	0- 0	0- 0	0- 0			
3- 4	0- 0	0- 0	NON-CONFERENCE	0- 1	0- 3	3- 0			
1- 0	0- 0	0- 0	HOME	0- 0	0- 0	1- 0			
2- 4	0- 0	0- 0	AWAY	0- 1	0- 3	2- 0			
0- 0	0- 0	0- 0	NEUTRAL	0- 0	0- 0	0- 0			
8- 8	0- 0	0- 2	CONFERENCE	0- 0	2- 2	6- 4			
5- 3	0- 0	0- 1	HOME	0- 0	2- 0	3- 2			
3- 5	0- 0	0- 1	AWAY	0- 0	0- 2	3- 2			
0- 0	0- 0	0- 0	NEUTRAL	0- 0	0- 0	0- 0			

RPI 1-25			RPI 26-50			RPI 51-100			RPI 101+			Team's RPI: 180			
RPI	S	Opponent	Score	RPI	S	Opponent	Score	RPI	S	Opponent	Score	RPI	S	Opponent	Score
				41	A	Arkansas St.	80 94	85	A	Vanderbilt	43 97	101	A	Belmont	93 102
				41	H	Arkansas St.	81 101					112	A	Samford	69 73
												124	A	Little Rock	64 79
												124	H	Little Rock	78 71
												127	A	La.-Lafayette	53 56
												146	A	UAB	67 89
												149	H	UT Arlington	88 71
												186	A	South Ala.	63 65
												186	H	South Ala.	71 75
												223	H	Texas St.	112 79
												264	A	Georgia St.	97 90
												264	H	Georgia St.	89 78
												273	A	Appalachian St.	100 89
												273	H	Appalachian St.	81 96
												279	A	Alabama St.	73 59
												282	A	Ga. Southern	81 66
												282	H	Ga. Southern	84 68
												290	A	La.-Monroe	73 77
												309	A	Southeastern La.	100 90
												317	H	Nicholls St.	104 51
LAST 12 Division I GAMES:															
				273	A	Appalachian St.	100 89	273	H	Appalachian St.	81 96				
				186	A	South Ala.	63 65	186	H	South Ala.	71 75				
				264	H	Georgia St.	89 78	127	A	La.-Lafayette	53 56				
				282	H	Ga. Southern	84 68	290	A	La.-Monroe	73 77				
				41	A	Arkansas St.	80 94	223	H	Texas St.	112 79				
				124	A	Little Rock	64 79	149	H	UT Arlington	88 71				

Non-Div I Games: West Ala. 103 72 Fort Valley St. 118 72

Troy

Average RPI Win:	191	WON-LOST	WINNING	LAST 10	STRENGTH OF	OPP. STRENGTH	TEAM	ADJ.	CONF.	ADJ CONF.
Average RPI Loss:	43	RECORD	PCT. RANK	GAMES	SCHEDULE	OF SCHEDULE	RPI	RPI	RPI	RPI
DIV. I ONLY	19- 8	68	7- 3	134	82	83	83	9	9	
DIV. I NON-CONF.	9- 3	69	0- 0	72	75	52	52	7	7	
TOTALS	RPI 1-25	RPI 26-50	W-L RECORDS	RPI 51-100	RPI 101-150	RPI 150+				
19- 8	0- 2	0- 3	OVERALL	2- 2	2- 1	15- 0				
12- 3	0- 1	0- 1	HOME	1- 1	2- 0	9- 0				
6- 3	0- 1	0- 1	AWAY	0- 0	0- 1	6- 0				
1- 2	0- 0	0- 1	NEUTRAL	1- 1	0- 0	0- 0				
9- 3	0- 1	0- 1	NON-CONFERENCE	2- 1	2- 0	5- 0				
7- 0	0- 0	0- 0	HOME	1- 0	2- 0	4- 0				
1- 1	0- 1	0- 0	AWAY	0- 0	0- 0	1- 0				
1- 2	0- 0	0- 1	NEUTRAL	1- 1	0- 0	0- 0				
10- 5	0- 1	0- 2	CONFERENCE	0- 1	0- 1	10- 0				
5- 3	0- 1	0- 1	HOME	0- 1	0- 0	5- 0				
5- 2	0- 0	0- 1	AWAY	0- 0	0- 1	5- 0				
0- 0	0- 0	0- 0	NEUTRAL	0- 0	0- 0	0- 0				

RPI 1-25				RPI 26-50				RPI 51-100 Team's RPI: 83				RPI 101+			
RPI	S	Opponent	Score	RPI	S	Opponent	Score	RPI	S	Opponent	Score	RPI	S	Opponent	Score
4	H	UConn	38 96	27	N	Green Bay	58 79	52	N	Rutgers	51 75	105	A	Memphis	67 83
17	A	Florida St.	72 78	35	A	South Fla.	65 77	58	H	Saint Louis	66 58	123	H	LSU	67 63
				35	H	South Fla.	67 71	67	H	Temple	54 72	124	H	Little Rock	69 53
								92	N	Virginia	67 62	161	H	McNeese St.	74 55
												162	A	East Carolina	66 51
												162	H	East Carolina	78 73
												163	H	Southern U.	77 48
												166	A	Ole Miss	61 59
												171	A	SMU	54 42
												171	H	SMU	76 64
												190	A	Tulsa	71 47
												190	H	Tulsa	61 42
												268	A	UCF	65 53
												268	H	UCF	75 54
												278	A	Houston	59 56
												278	H	Houston	70 48
												297	H	UNCG	74 53
												298	H	Jackson St.	92 49
LAST 12 Division I GAMES:															
190	H	Tulsa	61 42	67	H	Temple	54 72								
268	A	UCF	65 53	162	H	East Carolina	78 73								
171	H	SMU	76 64	171	A	SMU	54 42								
35	A	South Fla.	65 77	190	A	Tulsa	71 47								
278	A	Houston	59 56	35	H	South Fla.	67 71								
4	H	UConn	38 96	268	H	UCF	75 54								

Non-Div I Games:

Tulane

■ Loss,
■ Non-Conf, S Site,
■ Home
■ Away
N Neutral

Tulsa

Through Games Of Feb. 22, 2016

Average RPI Win:	186	WON-LOST	WINNING	LAST 10	STRENGTH OF	OPP. STRENGTH	TEAM	ADJ.	CONF.	ADJ CONF.
Average RPI Loss:	110	RECORD	PCT. RANK	GAMES	SCHEDULE	OF SCHEDULE	RPI	RPI	RPI	RPI
DIV. I ONLY	10- 17	250	4- 6	115	81	190	190	9	9	
DIV. I NON-CONF.	3- 8	258	0- 0	90	73	204	204	7	7	
TOTALS	RPI 1-25	RPI 26-50	W-L RECORDS	RPI 51-100	RPI 101-150	RPI 150+				
10- 17	0- 2	0- 2	OVERALL	0- 4	3- 4	7- 5				
5- 8	0- 1	0- 2	HOME	0- 1	0- 2	5- 2				
5- 7	0- 1	0- 0	AWAY	0- 3	3- 1	2- 2				
0- 2	0- 0	0- 0	NEUTRAL	0- 0	0- 1	0- 1				
3- 8	0- 0	0- 2	NON-CONFERENCE	0- 1	2- 3	1- 2				
1- 4	0- 0	0- 2	HOME	0- 0	0- 1	1- 1				
2- 2	0- 0	0- 0	AWAY	0- 1	2- 1	0- 0				
0- 2	0- 0	0- 0	NEUTRAL	0- 0	0- 1	0- 1				
7- 9	0- 2	0- 0	CONFERENCE	0- 3	1- 1	6- 3				
4- 4	0- 1	0- 0	HOME	0- 1	0- 1	4- 1				
3- 5	0- 1	0- 0	AWAY	0- 2	1- 0	2- 2				
0- 0	0- 0	0- 0	NEUTRAL	0- 0	0- 0	0- 0				

RPI S Opponent	Score	RPI S Opponent	Score	RPI S Opponent	Score	RPI S Opponent	Score	Team's RPI: 190
4 A UConn	35 95	34 H Oklahoma	62 75	58 A Saint Louis	73 82	105 A Memphis	65 59	
4 H UConn	30 94	48 H Kansas St.	67 75	67 A Temple	46 66	105 H Memphis	58 69	
				83 A Tulane	42 61	107 A UNI	59 75	
				83 H Tulane	47 71	109 N Drake	80 91	
						124 A Little Rock	74 63	
						132 A Arkansas	74 67	
						147 H Oral Roberts	53 59	
						162 A East Carolina	55 54	
						162 H East Carolina	81 79	
						171 A SMU	45 62	
						171 H SMU	56 54	
						179 H Grambling	79 51	
						184 N George Mason	63 64	
						195 H Cincinnati	53 55	
						209 H Indiana St.	63 67	
						268 A UCF	74 75	
						268 H UCF	95 71	
						278 A Houston	79 62	
						278 H Houston	44 28	
LAST 12 Division I GAMES:								
83 A Tulane	42 61	4 H UConn	30 94					
171 A SMU	45 62	105 H Memphis	58 69					
268 H UCF	95 71	278 A Houston	79 62					
278 H Houston	44 28	83 H Tulane	47 71					
162 A East Carolina	55 54	195 H Cincinnati	53 55					
268 A UCF	74 75	105 A Memphis	65 59					

Non-Div I Games:

Tulsa

■ Loss,
 ■ Non-Conf,
 ■ S Site,
 ■ H Home
 ■ A Away
 N Neutral

Average RPI Win:	205	WON-LOST	WINNING	LAST 10	STRENGTH OF	OPP. STRENGTH	TEAM	ADJ.	CONF.	ADJ CONF.
Average RPI Loss:	115	RECORD	PCT. RANK	GAMES	SCHEDULE	OF SCHEDULE	RPI	RPI	RPI	RPI
DIV. I ONLY	13- 12	158	5- 5	151	151	146	146	12	12	
DIV. I NON-CONF.	7- 4	110	0- 0	198	254	121	121	10	10	
TOTALS	RPI 1-25	RPI 26-50	W-L RECORDS	RPI 51-100	RPI 101-150	RPI 150+				
13- 12	0- 2	0- 2	OVERALL	1- 3	2- 1	10- 4				
9- 3	0- 0	0- 1	HOME	1- 1	2- 0	6- 1				
3- 8	0- 2	0- 0	AWAY	0- 2	0- 1	3- 3				
1- 1	0- 0	0- 1	NEUTRAL	0- 0	0- 0	1- 0				
7- 4	0- 1	0- 1	NON-CONFERENCE	0- 1	1- 1	6- 0				
5- 0	0- 0	0- 0	HOME	0- 0	1- 0	4- 0				
1- 3	0- 1	0- 0	AWAY	0- 1	0- 1	1- 0				
1- 1	0- 0	0- 1	NEUTRAL	0- 0	0- 0	1- 0				
6- 8	0- 1	0- 1	CONFERENCE	1- 2	1- 0	4- 4				
4- 3	0- 0	0- 1	HOME	1- 1	1- 0	2- 1				
2- 5	0- 1	0- 0	AWAY	0- 1	0- 0	2- 3				
0- 0	0- 0	0- 0	NEUTRAL	0- 0	0- 0	2- 0				

RPI 1-25				RPI 26-50				RPI 51-100				RPI 101+ Team's RPI: 146			
RPI	S	Opponent	Score	RPI	S	Opponent	Score	RPI	S	Opponent	Score	RPI	S	Opponent	Score
17	A	Florida St.	44 84	42	N	North Carolina St.	56 67	56	A	Auburn	71 85	101	A	Belmont	62 63
25	A	UTEP	54 62	49	H	Western Ky.	49 63	70	A	Middle Tenn.	40 68	112	H	Samford	61 41
								70	H	Middle Tenn.	72 77	143	H	Old Dominion	58 55
								75	H	Charlotte	75 57	151	H	Southern Miss.	53 49
												153	H	Marshall	61 64
												172	H	Louisiana Tech	64 49
												180	H	Troy	89 67
												186	A	South Ala.	53 39
												189	A	Fla. Atlantic	67 62
												224	A	Rice	64 55
												225	A	North Texas	51 53
												248	N	High Point	56 46
												265	A	UTSA	52 54
												299	H	South Carolina St.	71 38
												301	A	FIU	61 72
												342	H	Ark.-Pine Bluff	82 32
												348	H	Mississippi Val.	80 33
LAST 12 Division I GAMES:															
70	H	Middle Tenn.	72 77	49	H	Western Ky.	49 63								
172	H	Louisiana Tech	64 49	225	A	North Texas	51 53								
151	H	Southern Miss.	53 49	224	A	Rice	64 55								
189	A	Fla. Atlantic	67 62	75	H	Charlotte	75 57								
301	A	FIU	61 72	143	H	Old Dominion	58 55								
153	H	Marshall	61 64	25	A	UTEP	54 62								

Non-Div I Games:

UAB

■ Loss,
 ■ Non-Conf,
 ■ S Site,
 ■ H Home
 ■ A Away
 N Neutral

Average RPI Win:	253	WON-LOST	WINNING	LAST 10	STRENGTH OF	OPP. STRENGTH	TEAM	ADJ.	CONF.	ADJ CONF.
Average RPI Loss:	125	RECORD	PCT. RANK	GAMES	SCHEDULE	OF SCHEDULE	RPI	RPI	RPI	RPI
DIV. I ONLY	14- 11	134	5- 5	276	191	187	187	22	22	
DIV. I NON-CONF.	6- 6	160	0- 0	266	120	198	198	21	21	
TOTALS	RPI 1-25	RPI 26-50	W-L RECORDS	RPI 51-100	RPI 101-150	RPI 150+				
14- 11	0- 1	0- 1	OVERALL	1- 3	1- 2	12- 4				
6- 5	0- 1	0- 0	HOME	0- 1	1- 1	5- 2				
8- 4	0- 0	0- 0	AWAY	1- 2	0- 1	7- 1				
0- 2	0- 0	0- 1	NEUTRAL	0- 0	0- 0	0- 1				
6- 6	0- 1	0- 1	NON-CONFERENCE	1- 1	0- 0	5- 3				
1- 3	0- 1	0- 0	HOME	0- 0	0- 0	1- 2				
5- 1	0- 0	0- 0	AWAY	1- 1	0- 0	4- 0				
0- 2	0- 0	0- 1	NEUTRAL	0- 0	0- 0	0- 1				
8- 5	0- 0	0- 0	CONFERENCE	0- 2	1- 2	7- 1				
5- 2	0- 0	0- 0	HOME	0- 1	1- 1	4- 0				
3- 3	0- 0	0- 0	AWAY	0- 1	0- 1	3- 1				
0- 0	0- 0	0- 0	NEUTRAL	0- 0	0- 0	0- 0				

RPI 1-25				RPI 26-50				RPI 51-100				RPI 101+ Team's RPI: 187			
RPI	S	Opponent	Score	RPI	S	Opponent	Score	RPI	S	Opponent	Score	RPI	S	Opponent	Score
10	H	Stanford	45 74	47	N	Albany (NY)	70 80	54	A	UC Riverside	73 80	121	A	Hawaii	50 70
								54	H	UC Riverside	76 90	121	H	Hawaii	60 58
								59	A	St. Mary's (CA)	78 71	135	H	Long Beach St.	62 75
								78	A	Utah	58 88	156	H	Pacific	53 66
												169	H	Sacramento St.	77 92
												193	A	Cal Poly	75 57
												193	H	Cal Poly	82 71
												206	A	Utah Valley	59 55
												249	A	San Diego St.	65 54
												258	A	UC Santa Barbara	59 66
												258	H	UC Santa Barbara	80 51
												287	A	Portland	72 47
												294	N	Florida A&M	58 61
												300	A	CSUN	75 52
												315	A	Portland St.	82 70
												337	H	UC Irvine	74 61
												338	A	Cal St. Fullerton	63 59
												338	H	Cal St. Fullerton	80 56
												343	H	Air Force	66 40
LAST 12 Division I GAMES:															
54	H	UC Riverside	76 90	258	H	UC Santa Barbara	80 51								
121	A	Hawaii	50 70	135	H	Long Beach St.	62 75								
338	H	Cal St. Fullerton	80 56	193	A	Cal Poly	75 57								
193	H	Cal Poly	82 71	258	A	UC Santa Barbara	59 66								
338	A	Cal St. Fullerton	63 59	337	H	UC Irvine	74 61								
54	A	UC Riverside	73 80	121	H	Hawaii	60 58								

Non-Div I Games: Cal St. Monterey Ba91 36

UC Davis

■ Loss,
 ■ Non-Conf,
 ■ S Site,
 ■ Home
 ■ A Away
 N Neutral

Average RPI Win:	330	WON-LOST	WINNING	LAST 10	STRENGTH OF	OPP. STRENGTH	TEAM	ADJ.	CONF.	ADJ CONF.
Average RPI Loss:	177	RECORD	PCT. RANK	GAMES	SCHEDULE	OF SCHEDULE	RPI	RPI	RPI	RPI
DIV. I ONLY	3- 22	338	1- 9	311	165	337	337	22	22	
DIV. I NON-CONF.	2- 11	306	0- 0	290	61	317	317	21	21	
TOTALS	RPI 1-25	RPI 26-50	W-L RECORDS	RPI 51-100	RPI 101-150	RPI 150+				
3- 22	0- 1	0- 3	OVERALL	0- 1	0- 3	3- 14				
1- 9	0- 0	0- 1	HOME	0- 0	0- 2	1- 6				
2- 12	0- 0	0- 0	AWAY	0- 0	0- 0	2- 1				
0- 1	0- 0	0- 1	NEUTRAL	0- 0	0- 0	0- 0				
2- 11	0- 1	0- 3	NON-CONFERENCE	0- 0	0- 0	2- 7				
1- 3	0- 0	0- 1	HOME	0- 0	0- 0	1- 2				
1- 7	0- 1	0- 1	AWAY	0- 0	0- 0	1- 5				
0- 1	0- 0	0- 1	NEUTRAL	0- 0	0- 0	0- 0				
1- 11	0- 0	0- 0	CONFERENCE	0- 1	0- 3	1- 7				
0- 6	0- 0	0- 0	HOME	0- 0	0- 2	0- 4				
1- 5	0- 0	0- 0	AWAY	0- 1	0- 1	1- 3				
0- 0	0- 0	0- 0	NEUTRAL	0- 0	0- 0	0- 0				

RPI	S	Opponent	Score	RPI	S	Opponent	Score	RPI	S	Opponent	Score	RPI	S	Opponent	Score	Team's RPI: 337
9	A	UCLA	48 83	38	N	Princeton	42 83	54	A	UC Riverside	69 93	121	A	Hawaii	35 59	
				43	A	Southern California	56 75					121	H	Hawaii	65 83	
				45	H	St. John's (NY)	63 85					135	H	Long Beach St.	65 71	
												169	A	Sacramento St.	78 126	
												187	A	UC Davis	61 74	
												193	A	Cal Poly	38 50	
												193	H	Cal Poly	54 72	
												196	A	San Jose St.	58 79	
												212	A	UNLV	52 72	
												230	H	Grand Canyon	53 58	
												240	A	CSU Bakersfield	39 65	
												242	A	Loyola Marymount	50 95	
												258	H	UC Santa Barbara	62 80	
												275	H	Northern Ariz.	55 71	
												300	A	CSUN	48 62	
												300	H	CSUN	64 83	
												323	H	Nevada	68 64	
												328	A	Southern Utah	63 58	
												338	A	Cal St. Fullerton	62 58	
												338	H	Cal St. Fullerton	53 66	
LAST 12 Division I GAMES:																
338	H	Cal St. Fullerton	53 66	338	A	Cal St. Fullerton	62 58									
300	A	CSUN	48 62	121	H	Hawaii	65 83									
258	H	UC Santa Barbara	62 80	135	H	Long Beach St.	65 71									
193	A	Cal Poly	38 50	187	A	UC Davis	61 74									
121	A	Hawaii	35 59	193	H	Cal Poly	54 72									
300	H	CSUN	64 83	54	A	UC Riverside	69 93									

Non-Div I Games: San Diego Christian78 49

UC Irvine

■ Loss,
 ■ Non-Conf, S Site,
 ■ Home
 ■ Away
 N Neutral

UC Riverside

Through Games Of Feb. 22, 2016

Average RPI Win:	221	WON-LOST	WINNING	LAST 10	STRENGTH OF	OPP. STRENGTH	TEAM	ADJ.	CONF.	ADJ CONF.
Average RPI Loss:	47	RECORD	PCT. RANK	GAMES	SCHEDULE	OF SCHEDULE	RPI	RPI	RPI	RPI
DIV. I ONLY	19- 7	56	10- 0	103	182	54	54	22	22	
DIV. I NON-CONF.	7- 7	160	0- 0	58	64	93	93	21	21	
TOTALS	RPI 1-25	RPI 26-50	W-L RECORDS	RPI 51-100	RPI 101-150	RPI 150+				
19- 7	0- 3	0- 1	OVERALL	0- 2	4- 1	15- 0				
9- 1	0- 1	0- 0	HOME	0- 0	2- 0	7- 0				
9- 6	0- 2	0- 1	AWAY	0- 2	2- 1	7- 0				
1- 0	0- 0	0- 0	NEUTRAL	0- 0	0- 0	1- 0				
7- 7	0- 3	0- 1	NON-CONFERENCE	0- 2	1- 1	6- 0				
3- 1	0- 1	0- 0	HOME	0- 0	1- 0	2- 0				
3- 6	0- 2	0- 1	AWAY	0- 2	0- 1	3- 0				
1- 0	0- 0	0- 0	NEUTRAL	0- 0	0- 0	1- 0				
12- 0	0- 0	0- 0	CONFERENCE	0- 0	3- 0	9- 0				
6- 0	0- 0	0- 0	HOME	0- 0	1- 0	5- 0				
6- 0	0- 0	0- 0	AWAY	0- 0	2- 0	4- 0				
0- 0	0- 0	0- 0	NEUTRAL	0- 0	0- 0	0- 0				

RPI 1-25				RPI 26-50				RPI 51-100				RPI 101+			
RPI	S	Opponent	Score	RPI	S	Opponent	Score	RPI	S	Opponent	Score	RPI	S	Opponent	Score
7	A	Oregon St.	65 86	32	A	Washington	43 78	60	A	Oregon	81 95	102	A	San Francisco	76 88
9	H	UCLA	56 70					95	A	California	58 64	121	A	Hawaii	77 74
25	A	UTEP	57 68									133	H	Fresno St.	86 68
												135	A	Long Beach St.	78 60
												135	H	Long Beach St.	83 58
												187	A	UC Davis	90 76
												187	H	UC Davis	80 73
												193	A	Cal Poly	75 62
												193	H	Cal Poly	93 83
												204	N	Southeast Mo. St.	85 67
												230	A	Grand Canyon	85 67
												240	H	CSU Bakersfield	81 61
												242	H	Loyola Marymount	80 62
												249	A	San Diego St.	85 68
												257	A	Seattle	92 70
												258	A	UC Santa Barbara	83 53
												258	H	UC Santa Barbara	92 81
												300	H	CSUN	83 76
												337	H	UC Irvine	93 69
												338	A	Cal St. Fullerton	90 43
LAST 12 Division I GAMES:															
187	A	UC Davis	90 76	193	H	Cal Poly	93 83								
135	H	Long Beach St.	83 58	258	H	UC Santa Barbara	92 81								
193	A	Cal Poly	75 62	121	A	Hawaii	77 74								
338	A	Cal St. Fullerton	90 43	135	A	Long Beach St.	78 60								
300	H	CSUN	83 76	258	A	UC Santa Barbara	83 53								
187	H	UC Davis	80 73	337	H	UC Irvine	93 69								

Non-Div I Games:

UC Riverside

■ Loss,
 ■ Non-Conf,
 ■ S Site,
 ■ Home
 ■ A Away
 N Neutral

Average RPI Win:	282	WON-LOST	WINNING	LAST 10	STRENGTH OF	OPP. STRENGTH	TEAM	ADJ.	CONF.	ADJ CONF.
Average RPI Loss:	134	RECORD	PCT. RANK	GAMES	SCHEDULE	OF SCHEDULE	RPI	RPI	RPI	RPI
DIV. I ONLY	9- 17	260	5- 5	209	232	258	258	22	22	
DIV. I NON-CONF.	2- 11	306	0- 0	201	170	306	306	21	21	
TOTALS	RPI 1-25	RPI 26-50	W-L RECORDS	RPI 51-100	RPI 101-150	RPI 150+				
9- 17	0- 0	0- 0	OVERALL	0- 6	0- 6	9- 5				
6- 6	0- 0	0- 0	HOME	0- 2	0- 2	6- 2				
3- 11	0- 0	0- 0	AWAY	0- 4	0- 4	3- 3				
0- 0	0- 0	0- 0	NEUTRAL	0- 0	0- 0	0- 0				
2- 11	0- 0	0- 0	NON-CONFERENCE	0- 4	0- 3	2- 4				
2- 3	0- 0	0- 0	HOME	0- 1	0- 0	2- 2				
0- 8	0- 0	0- 0	AWAY	0- 3	0- 3	0- 2				
0- 0	0- 0	0- 0	NEUTRAL	0- 0	0- 0	0- 0				
7- 6	0- 0	0- 0	CONFERENCE	0- 2	0- 3	7- 1				
4- 3	0- 0	0- 0	HOME	0- 1	0- 2	4- 0				
3- 3	0- 0	0- 0	AWAY	0- 1	0- 1	3- 1				
0- 0	0- 0	0- 0	NEUTRAL	0- 0	0- 0	0- 0				

RPI S	Opponent	Score	RPI S	Opponent	Score	RPI S	Opponent	Score	RPI S	Opponent	Score	Team's RPI: 258
						54	A UC Riverside	81 92	121	H Hawaii	62 63	
						54	H UC Riverside	53 83	123	A LSU	50 68	
						60	A Oregon	51 79	127	A La.-Lafayette	42 61	
						62	A Santa Clara	48 66	135	A Long Beach St.	52 60	
						62	H Santa Clara	37 48	135	H Long Beach St.	55 58	
						73	A Washington St.	44 61	137	A Idaho	42 64	
									187	A UC Davis	51 80	
									187	H UC Davis	66 59	
									193	H Cal Poly	78 67	
									207	H UTRGV	60 62	
									236	A Wyoming	67 76	
									240	H CSU Bakersfield	61 60	
									242	H Loyola Marymount	63 70	
									266	A Pepperdine	69 71	
									300	A CSUN	65 49	
									300	H CSUN	70 58	
									305	H Morehead St.	93 78	
									337	A UC Irvine	80 62	
									338	A Cal St. Fullerton	65 47	
									338	H Cal St. Fullerton	79 49	
LAST 12 Division I GAMES:												
135	H	Long Beach St.	55	58	187	A	UC Davis	51	80			
300	H	CSUN	70	58	54	A	UC Riverside	81	92			
135	A	Long Beach St.	52	60	187	H	UC Davis	66	59			
337	A	UC Irvine	80	62	300	A	CSUN	65	49			
121	H	Hawaii	62	63	338	A	Cal St. Fullerton	65	47			
338	H	Cal St. Fullerton	79	49	54	H	UC Riverside	53	83			

Non-Div I Games: La Verne 89 41

UC Santa Barbara

Loss, Non-Conf, S Site, H Home A Away N Neutral

Average RPI Win:	223	WON-LOST	WINNING	LAST 10	STRENGTH OF	OPP. STRENGTH	TEAM	ADJ.	CONF.	ADJ CONF.
Average RPI Loss:	119	RECORD	PCT. RANK	GAMES	SCHEDULE	OF SCHEDULE	RPI	RPI	RPI	RPI
DIV. I ONLY	6- 21	306	2- 8	133	91	268	268	9	9	
DIV. I NON-CONF.	3- 8	258	0- 0	160	161	256	256	7	7	
TOTALS	RPI 1-25	RPI 26-50	W-L RECORDS	RPI 51-100	RPI 101-150	RPI 150+				
6- 21	0- 3	0- 3	OVERALL	0- 3	0- 4	6- 8				
4- 10	0- 1	0- 2	HOME	0- 2	0- 2	4- 3				
2- 10	0- 1	0- 1	AWAY	0- 1	0- 2	2- 5				
0- 1	0- 1	0- 0	NEUTRAL	0- 0	0- 0	0- 0				
3- 8	0- 2	0- 1	NON-CONFERENCE	0- 0	0- 2	3- 3				
2- 4	0- 1	0- 1	HOME	0- 0	0- 1	2- 1				
1- 3	0- 0	0- 0	AWAY	0- 0	0- 1	1- 2				
0- 1	0- 1	0- 0	NEUTRAL	0- 0	0- 0	0- 0				
3- 13	0- 1	0- 2	CONFERENCE	0- 3	0- 2	3- 5				
2- 6	0- 0	0- 1	HOME	0- 2	0- 1	2- 2				
1- 7	0- 1	0- 1	AWAY	0- 1	0- 1	1- 3				
0- 0	0- 0	0- 0	NEUTRAL	0- 0	0- 0	0- 0				

RPI 1-25				RPI 26-50				RPI 51-100				RPI 101+ Team's RPI: 268			
RPI	S	Opponent	Score	RPI	S	Opponent	Score	RPI	S	Opponent	Score	RPI	S	Opponent	Score
4	A	UConn	51 106	35	A	South Fla.	63 108	67	H	Temple	63 71	105	A	Memphis	59 75
19	H	Oklahoma St.	55 74	35	H	South Fla.	49 88	83	A	Tulane	54 75	105	H	Memphis	52 69
21	N	Florida	79 93	45	H	St. John's (NY)	42 70	83	H	Tulane	53 65	129	A	Akron	54 74
												139	H	Buffalo	60 66
												162	H	East Carolina	56 71
												171	A	SMU	50 65
												171	H	SMU	66 54
												185	H	Butler	63 71
												186	A	South Ala.	77 36
												190	A	Tulsa	71 95
												190	H	Tulsa	75 74
												191	A	Stetson	68 83
												195	A	Cincinnati	80 60
												195	H	Cincinnati	50 68
												259	A	Omaha	60 75
												278	A	Houston	55 64
												294	H	Florida A&M	93 55
												301	H	FIU	89 72
LAST 12 Division I GAMES:															
171	H	SMU	66 54	190	H	Tulsa	75 74								
83	H	Tulane	53 65	105	A	Memphis	59 75								
190	A	Tulsa	71 95	35	H	South Fla.	49 88								
105	H	Memphis	52 69	4	A	UConn	51 106								
171	A	SMU	50 65	195	A	Cincinnati	80 60								
278	A	Houston	55 64	67	H	Temple	63 71								

Non-Div I Games:

UCF

■ Loss,
■ Non-Conf,
■ S Site,
■ H Home
■ A Away
N Neutral

Average RPI Win:	98	WON-LOST	WINNING	LAST 10	STRENGTH OF	OPP. STRENGTH	TEAM	ADJ.	CONF.	ADJ CONF.
Average RPI Loss:	27	RECORD	PCT. RANK	GAMES	SCHEDULE	OF SCHEDULE	RPI	RPI	RPI	RPI
DIV. I ONLY	20- 7	47	8- 2	3	1	9	9	1	1	
DIV. I NON-CONF.	8- 2	51	0- 0	16	16	11	11	1	1	
TOTALS	RPI 1-25	RPI 26-50	W-L RECORDS	RPI 51-100	RPI 101-150	RPI 150+				
20- 7	2- 4	4- 2	OVERALL	8- 1	1- 0	5- 0				
11- 1	2- 1	4- 0	HOME	3- 0	0- 0	2- 0				
8- 5	0- 0	0- 0	AWAY	5- 0	1- 0	2- 0				
1- 1	0- 1	0- 0	NEUTRAL	0- 0	0- 0	1- 0				
8- 2	0- 2	2- 0	NON-CONFERENCE	2- 0	0- 0	4- 0				
4- 1	0- 1	2- 0	HOME	0- 0	0- 0	2- 0				
3- 0	0- 0	0- 0	AWAY	2- 0	0- 0	1- 0				
1- 1	0- 1	0- 0	NEUTRAL	0- 0	0- 0	1- 0				
12- 5	2- 2	2- 2	CONFERENCE	6- 1	1- 0	1- 0				
7- 0	2- 0	2- 0	HOME	3- 0	0- 0	0- 0				
5- 5	0- 2	0- 2	AWAY	3- 1	1- 0	1- 0				
0- 0	0- 0	0- 0	NEUTRAL	0- 0	0- 0	0- 0				

RPI 1-25				Team's RPI: 9		RPI 26-50				RPI 51-100				RPI 101+					
RPI	S	Opponent	Score		RPI	S	Opponent	Score		RPI	S	Opponent	Score		RPI	S	Opponent	Score	
1	N	Notre Dame	84	92	32	A	Washington	56	64	54	A	UC Riverside	70	56	134	A	Arizona	73	39
2	H	South Carolina	65	68	32	H	Washington	63	59	60	A	Oregon	77	72	169	A	Sacramento St.	109	76
7	A	Oregon St.	54	64	40	H	James Madison	90	61	60	H	Oregon	80	69	172	N	Louisiana Tech	68	57
7	H	Oregon St.	71	51	43	A	Southern California	68	71	66	A	Michigan	86	77	176	A	Colorado	82	64
8	A	Arizona St.	61	65	43	H	Southern California	78	73	73	A	Washington St.	75	73	240	H	CSU Bakersfield	82	68
10	H	Stanford	56	36	45	H	St. John's (NY)	73	58	73	H	Washington St.	73	61	337	H	UC Irvine	83	48
										78	A	Utah	69	63					
										95	A	California	104	108					
										95	H	California	75	56					
LAST 12 Division I GAMES:																			
					7	A	Oregon St.	54	64	78	A	Utah	69	63					
					60	A	Oregon	77	72	176	A	Colorado	82	64					
					32	H	Washington	63	59	10	H	Stanford	56	36					
					73	H	Washington St.	73	61	95	H	California	75	56					
					134	A	Arizona	73	39	73	A	Washington St.	75	73					
					8	A	Arizona St.	61	65	32	A	Washington	56	64					

Non-Div I Games:

UCLA

■ Loss,
■ Non-Conf, S Site,
■ Home
■ Away
N Neutral

Average RPI Win:	113	WON-LOST	WINNING	LAST 10	STRENGTH OF	OPP. STRENGTH	TEAM	ADJ.	CONF.	ADJ CONF.
Average RPI Loss:	0	RECORD	PCT. RANK	GAMES	SCHEDULE	OF SCHEDULE	RPI	RPI	RPI	RPI
DIV. I ONLY	26- 0	1	10- 0	33	26	4	4	9	9	
DIV. I NON-CONF.	11- 0	1	1- 0	1	1	1	1	7	7	
TOTALS	RPI 1-25	RPI 26-50	W-L RECORDS	RPI 51-100	RPI 101-150	RPI 150+				
26- 0	6- 0	2- 0	OVERALL	5- 0	3- 0	10- 0				
10- 0	1- 0	1- 0	HOME	2- 0	2- 0	4- 0				
14- 0	3- 0	1- 0	AWAY	3- 0	1- 0	6- 0				
2- 0	2- 0	0- 0	NEUTRAL	0- 0	0- 0	0- 0				
11- 0	6- 0	1- 0	NON-CONFERENCE	2- 0	1- 0	1- 0				
4- 0	1- 0	1- 0	HOME	1- 0	1- 0	0- 0				
5- 0	3- 0	0- 0	AWAY	1- 0	0- 0	1- 0				
2- 0	2- 0	0- 0	NEUTRAL	0- 0	0- 0	0- 0				
15- 0	0- 0	1- 0	CONFERENCE	3- 0	2- 0	9- 0				
6- 0	0- 0	0- 0	HOME	1- 0	1- 0	4- 0				
9- 0	0- 0	1- 0	AWAY	2- 0	1- 0	5- 0				
0- 0	0- 0	0- 0	NEUTRAL	0- 0	0- 0	0- 0				

RPI 1-25				Team's RPI: 4		RPI 26-50				RPI 51-100				RPI 101+			
RPI	S	Opponent	Score	RPI	S	Opponent	Score	RPI	S	Opponent	Score	RPI	S	Opponent	Score		
1	H	Notre Dame	91 81	35	A	South Fla.	75 59	51	A	Chattanooga	79 31	105	A	Memphis	86 46		
2	A	South Carolina	66 54	48	H	Kansas St.	97 57	67	A	Temple	85 60	105	H	Memphis	83 40		
5	A	Ohio St.	100 56					67	H	Temple	104 49	123	H	LSU	86 40		
11	N	Maryland	83 73					82	H	Nebraska	88 46	162	A	East Carolina	84 41		
17	N	Florida St.	73 49					83	A	Tulane	96 38	162	H	East Carolina	92 46		
22	A	DePaul	86 70									171	A	SMU	90 37		
												190	A	Tulsa	94 30		
												190	H	Tulsa	95 35		
												195	A	Cincinnati	107 45		
												195	H	Cincinnati	88 34		
												268	H	UCF	106 51		
												278	A	Houston	76 37		
												307	A	Colgate	94 50		
LAST 12 Division I GAMES:																	
162	A	East Carolina	84 41	105	H	Memphis	83 40										
195	H	Cincinnati	88 34	190	A	Tulsa	94 30										
67	A	Temple	85 60	171	A	SMU	90 37										
2	A	South Carolina	66 54	268	H	UCF	106 51										
162	H	East Carolina	92 46	67	H	Temple	104 49										
83	A	Tulane	96 38	105	A	Memphis	86 46										

Non-Div I Games:

UConn

■ Loss,
 ■ Non-Conf,
 ■ S Site,
 ■ Home
 ■ Away
 N Neutral

Average RPI Win:	254	WON-LOST	WINNING	LAST 10	STRENGTH OF	OPP. STRENGTH	TEAM	ADJ.	CONF.	ADJ CONF.
Average RPI Loss:	125	RECORD	PCT. RANK	GAMES	SCHEDULE	OF SCHEDULE	RPI	RPI	RPI	RPI
DIV. I ONLY	17- 10	94	7- 3	260	217	157	157	15	15	
DIV. I NON-CONF.	9- 4	95	0- 0	296	240	160	160	18	18	
TOTALS	RPI 1-25	RPI 26-50	W-L RECORDS	RPI 51-100	RPI 101-150	RPI 150+				
17- 10	0- 0	0- 3	OVERALL	1- 2	1- 2	15- 3				
8- 5	0- 0	0- 2	HOME	1- 1	0- 1	7- 1				
8- 5	0- 0	0- 1	AWAY	0- 1	1- 1	7- 2				
1- 0	0- 0	0- 0	NEUTRAL	0- 0	0- 0	1- 0				
9- 4	0- 0	0- 1	NON-CONFERENCE	1- 0	0- 1	8- 2				
4- 2	0- 0	0- 1	HOME	1- 0	0- 0	3- 1				
4- 2	0- 0	0- 0	AWAY	0- 0	0- 1	4- 1				
1- 0	0- 0	0- 0	NEUTRAL	0- 0	0- 0	1- 0				
8- 6	0- 0	0- 2	CONFERENCE	0- 2	1- 1	7- 1				
4- 3	0- 0	0- 1	HOME	0- 1	0- 1	4- 0				
4- 3	0- 0	0- 1	AWAY	0- 1	1- 0	3- 1				
0- 0	0- 0	0- 0	NEUTRAL	0- 0	0- 0	0- 0				

RPI S	Opponent	Score	RPI S	Opponent	Score	RPI S	Opponent	Score	RPI S	Opponent	Score	Team's RPI: 157
30	H Penn	46 81	71	A Maine	55 65	104	A Saint Joseph's	45 104				
47	A Albany (NY)	39 63	71	H Maine	38 72	144	A Stony Brook	69 65				
47	H Albany (NY)	42 77	89	H Bucknell	65 52	144	H Stony Brook	60 69				
						217	A Hartford	57 65				
						217	H Hartford	58 51				
						235	H Columbia	68 70				
						238	A New Hampshire	65 55				
						244	A Morgan St.	65 46				
						247	H Binghamton	62 51				
						252	A Loyola Maryland	52 46				
						254	A Coppin St.	68 61				
						270	H American	47 46				
						274	H La Salle	60 29				
						283	A Towson	51 61				
						285	A UMES	55 52				
						286	H Rider	58 53				
						286	N Rider	67 58				
						295	A Vermont	74 60				
						295	H Vermont	85 48				
						321	A UMass Lowell	68 44				
						321	H UMass Lowell	68 52				
LAST 12 Division I GAMES:												
295	A Vermont	74 60	238	A New Hampshire	65 55							
217	H Hartford	58 51	247	H Binghamton	62 51							
321	H UMass Lowell	68 52	217	A Hartford	57 65							
144	A Stony Brook	69 65	321	A UMass Lowell	68 44							
71	H Maine	38 72	144	H Stony Brook	60 69							
47	A Albany (NY)	39 63	71	A Maine	55 65							

Non-Div I Games:

UMBC

■ Loss,
 ■ Non-Conf,
 S Site,
 ■ Home
 ■ Away
 N Neutral

UMES				STRENGTH OF SCHEDULE	OPP. STRENGTH OF SCHEDULE	TEAM RPI	ADJ. RPI	CONF. RPI	ADJ CONF. RPI
Average RPI Win:	286	WON-LOST RECORD	WINNING PCT. RANK						
Average RPI Loss:	192		LAST 10 GAMES						
DIV. I ONLY	9- 16	255	5- 3	277	324	285	285	31	31
DIV. I NON-CONF.	1- 10	330	0- 0	75	203	280	280	30	30
TOTALS	RPI 1-25	RPI 26-50	W-L RECORDS	RPI 51-100	RPI 101-150	RPI 150+			
9- 16	0- 2	0- 0	OVERALL	0- 2	0- 3	9- 9			
5- 8	0- 1	0- 0	HOME	0- 1	0- 2	5- 4			
4- 8	0- 1	0- 0	AWAY	0- 1	0- 1	4- 5			
0- 0	0- 0	0- 0	NEUTRAL	0- 0	0- 0	0- 0			
1- 10	0- 2	0- 0	NON-CONFERENCE	0- 2	0- 2	1- 4			
1- 5	0- 1	0- 0	HOME	0- 1	0- 1	1- 2			
0- 5	0- 1	0- 0	AWAY	0- 1	0- 1	0- 2			
0- 0	0- 0	0- 0	NEUTRAL	0- 0	0- 0	0- 0			
8- 6	0- 0	0- 0	CONFERENCE	0- 0	0- 1	8- 5			
4- 3	0- 0	0- 0	HOME	0- 0	0- 1	4- 2			
4- 3	0- 0	0- 0	AWAY	0- 0	0- 0	4- 3			
0- 0	0- 0	0- 0	NEUTRAL	0- 0	0- 0	0- 0			




























































RPI 1-25				RPI 26-50				RPI 51-100				RPI 101+ Team's RPI: 285			
RPI	S	Opponent	Score	RPI	S	Opponent	Score	RPI	S	Opponent	Score	RPI	S	Opponent	Score
11	H	Maryland	30 106					79	A	VCU	39 63	143	H	Old Dominion	52 69
18	A	Duquesne	59 95					94	H	Georgetown	60 71	148	A	Xavier	56 61
												150	H	Hampton	55 76
												157	H	UMBC	52 55
												159	A	Northeastern	49 60
												200	H	USC Upstate	78 59
												234	A	N.C. A&T	56 50
												244	H	Morgan St.	69 77
												254	A	Coppin St.	54 61
												255	H	Bethune-Cookman	76 71
												292	A	Savannah St.	42 60
												294	H	Florida A&M	61 47
												297	A	UNCG	51 71
												299	A	South Carolina St.	63 56
												299	H	South Carolina St.	61 55
												329	A	Delaware St.	70 61
												330	H	Mt. St. Mary's	50 57
												333	A	Howard	79 57
												333	H	Howard	62 59
												347	H	Norfolk St.	63 74
												349	A	N.C. Central	46 49
LAST 12 Division I GAMES:															
294	H	Florida A&M	61 47	333	H	Howard	62 59								
299	H	South Carolina St.	61 55	254	A	Coppin St.	54 61								
333	A	Howard	79 57	255	H	Bethune-Cookman	76 71								
329	A	Delaware St.	70 61	299	A	South Carolina St.	63 56								
347	H	Norfolk St.	63 74	292	A	Savannah St.	42 60								
150	H	Hampton	55 76	244	H	Morgan St.	69 77								

Non-Div I Games: Cheyney 76 46

UMES





■ Loss,
 ■ Non-Conf,
 ■ S Site,
 ■ H Home
 ■ A Away
 N Neutral

Average RPI Win: 242		WON-LOST	WINNING	LAST 10	STRENGTH OF	OPP. STRENGTH	TEAM	ADJ.	CONF.	ADJ CONF.
Average RPI Loss: 219		RECORD	PCT. RANK	GAMES	SCHEDULE	OF SCHEDULE	RPI	RPI	RPI	RPI
DIV. I ONLY		7- 16	276	3- 7	330	248	302	302	25	25
DIV. I NON-CONF.		3- 8	258	0- 0	325	255	314	314	25	25
TOTALS	RPI 1-25	RPI 26-50		W-L RECORDS	RPI 51-100	RPI 101-150		RPI 150+		
7- 16	0- 0	0- 0		OVERALL	0- 1	0- 1		7- 14		
2- 8	0- 0	0- 0		HOME	0- 1	0- 0		2- 7		
5- 8	0- 0	0- 0		AWAY	0- 0	0- 1		5- 7		
0- 0	0- 0	0- 0		NEUTRAL	0- 0	0- 0		0- 0		
3- 8	0- 0	0- 0		NON-CONFERENCE	0- 0	0- 1		3- 7		
1- 3	0- 0	0- 0		HOME	0- 0	0- 0		1- 3		
2- 5	0- 0	0- 0		AWAY	0- 0	0- 1		2- 4		
0- 0	0- 0	0- 0		NEUTRAL	0- 0	0- 0		0- 0		
4- 8	0- 0	0- 0		CONFERENCE	0- 1	0- 0		4- 7		
1- 5	0- 0	0- 0		HOME	0- 1	0- 0		1- 4		
3- 3	0- 0	0- 0		AWAY	0- 0	0- 0		3- 3		
0- 0	0- 0	0- 0		NEUTRAL	0- 0	0- 0		0- 0		

RPI 1-25			RPI 26-50			RPI 51-100			RPI 101+			Team's RPI: 302
RPI	S	Opponent	Score	RPI	S	Opponent	Score	RPI	S	Opponent	Score	
						93  New Mexico St.	62 	106  Northwestern	38 			
								165  SIUE	58 			
								173  Milwaukee	48 			
								204  Southeast Mo. St.	65 			
								206  Utah Valley	71 			
								206  Utah Valley	44 			
								207  UTRGV	59 57			
								207  UTRGV	53 			
								209  Indiana St.	47 			
								218  Kansas	47 44			
								230  Grand Canyon	63 57			
								230  Grand Canyon	59 			
								240  CSU Bakersfield	56 40			
								240  CSU Bakersfield	68 			
								244  Morgan St.	59 50			
								257  Seattle	63 			
								257  Seattle	64 43			
								259  Omaha	42 			
								283  Towson	47 			
								296  Denver	68 58			
								326  North Florida	55 			
								340  Chicago St.	72 			
LAST 12 Division I GAMES:												
206  Utah Valley	44 	58	230  Grand Canyon	63 57								
230  Grand Canyon	59 	68	206  Utah Valley	71 	79							
207  UTRGV	59 57		207  UTRGV	53 	62							
257  Seattle	64 43		93  New Mexico St.	62 	68							
240  CSU Bakersfield	68 	78	240  CSU Bakersfield	56 40								
340  Chicago St.	72 	77	257  Seattle	63 	69							

Non-Div I Games: Stephens College 76 46 Bethany (KS) 64 51

UMKC

 Loss,  Non-Conf, S Site,  Home  Away N Neutral

Average RPI Win:	297	WON-LOST	WINNING	LAST 10	STRENGTH OF	OPP. STRENGTH	TEAM	ADJ.	CONF.	ADJ CONF.
Average RPI Loss:	180	RECORD	PCT. RANK	GAMES	SCHEDULE	OF SCHEDULE	RPI	RPI	RPI	RPI
DIV. I ONLY	4- 23	330	1- 9	244	241	321	321	15	15	
DIV. I NON-CONF.	3- 9	272	0- 0	268	284	295	295	18	18	
TOTALS	RPI 1-25	RPI 26-50	W-L RECORDS	RPI 51-100	RPI 101-150	RPI 150+				
4- 23	0- 1	0- 2	OVERALL	0- 2	0- 3	4- 15				
2- 10	0- 0	0- 1	HOME	0- 1	0- 1	2- 7				
2- 13	0- 0	0- 0	AWAY	0- 0	0- 0	2- 0				
0- 0	0- 0	0- 0	NEUTRAL	0- 0	0- 0	0- 0				
3- 9	0- 1	0- 1	NON-CONFERENCE	0- 0	0- 1	3- 6				
2- 2	0- 0	0- 0	HOME	0- 0	0- 0	2- 2				
1- 7	0- 1	0- 1	AWAY	0- 0	0- 1	1- 4				
0- 0	0- 0	0- 0	NEUTRAL	0- 0	0- 0	0- 0				
1- 14	0- 0	0- 1	CONFERENCE	0- 2	0- 2	1- 9				
0- 8	0- 0	0- 1	HOME	0- 1	0- 1	0- 5				
1- 6	0- 0	0- 0	AWAY	0- 1	0- 1	1- 4				
0- 0	0- 0	0- 0	NEUTRAL	0- 0	0- 0	0- 0				

RPI 1-25				RPI 26-50				RPI 51-100				RPI 101+ Team's RPI: 321			
RPI	S	Opponent	Score	RPI	S	Opponent	Score	RPI	S	Opponent	Score	RPI	S	Opponent	Score
11	A	Maryland	53 102	26	A	Miami (FL)	53 84	71	A	Maine	44 74	118	A	Boston College	55 66
				47	H	Albany (NY)	55 85	71	H	Maine	46 73	144	A	Stony Brook	46 60
												144	H	Stony Brook	50 64
												157	A	UMBC	52 68
												157	H	UMBC	44 68
												208	A	Rhode Island	64 72
												217	A	Hartford	59 72
												217	H	Hartford	70 75
												222	A	Massachusetts	58 84
												235	H	Columbia	57 67
												238	A	New Hampshire	61 65
												238	H	New Hampshire	55 63
												239	H	Holy Cross	75 67
												245	H	Bryant	64 83
												247	A	Binghamton	52 55
												247	H	Binghamton	70 75
												289	A	Central Conn. St.	53 64
												295	A	Vermont	68 66
												295	H	Vermont	51 59
												301	A	FIU	68 71
												310	A	Fairleigh Dickinson	78 67
												345	H	Boston U.	70 57
LAST 12 Division I GAMES:															
247	A	Binghamton	52 55	217	H	Hartford	70 75								
238	H	New Hampshire	55 63	47	H	Albany (NY)	55 85								
157	A	UMBC	52 68	247	H	Binghamton	70 75								
71	H	Maine	46 73	238	A	New Hampshire	61 65								
295	A	Vermont	68 66	295	H	Vermont	51 59								
144	A	Stony Brook	46 60	157	H	UMBC	44 68								

Non-Div I Games:

UMass Lowell

■ Loss,
■ Non-Conf, S Site,
■ Home
■ Away
N Neutral

UNC Asheville

Through Games Of Feb. 22, 2016

Average RPI Win:	260	WON-LOST	WINNING	LAST 10	STRENGTH OF	OPP. STRENGTH	TEAM	ADJ.	CONF.	ADJ CONF.
Average RPI Loss:	184	RECORD	PCT. RANK	GAMES	SCHEDULE	OF SCHEDULE	RPI	RPI	RPI	RPI
DIV. I ONLY	19- 4	24	9- 1	334	285	120	120	28	28	
DIV. I NON-CONF.	5- 2	86	0- 0	340	282	186	186	29	29	
TOTALS	RPI 1-25	RPI 26-50	W-L RECORDS	RPI 51-100	RPI 101-150	RPI 150+				
19- 4	0- 0	0- 0	OVERALL	0- 0	1- 1	18- 3				
9- 1	0- 0	0- 0	HOME	0- 0	1- 0	8- 1				
10- 3	0- 0	0- 0	AWAY	0- 0	0- 0	10- 0				
0- 0	0- 0	0- 0	NEUTRAL	0- 0	0- 0	0- 0				
5- 2	0- 0	0- 0	NON-CONFERENCE	0- 0	0- 0	5- 2				
3- 0	0- 0	0- 0	HOME	0- 0	0- 0	3- 0				
2- 2	0- 0	0- 0	AWAY	0- 0	0- 0	2- 2				
0- 0	0- 0	0- 0	NEUTRAL	0- 0	0- 0	0- 0				
14- 2	0- 0	0- 0	CONFERENCE	0- 0	1- 1	13- 1				
6- 1	0- 0	0- 0	HOME	0- 0	1- 0	5- 1				
8- 1	0- 0	0- 0	AWAY	0- 0	0- 1	8- 0				
0- 0	0- 0	0- 0	NEUTRAL	0- 0	0- 0	0- 0				

RPI 1-25			RPI 26-50			RPI 51-100			RPI 101+			Team's RPI: 120
RPI	S	Opponent	Score	RPI	S	Opponent	Score	RPI	S	Opponent	Score	
								116	A	Liberty	53	71
								116	H	Liberty	56	51
								158	A	ETSU	68	74
								200	H	USC Upstate	68	59
								201	A	Radford	54	46
								201	H	Radford	58	48
								213	H	Gardner-Webb	56	58
								214	A	Presbyterian	72	63
								214	H	Presbyterian	68	59
								226	H	Furman	84	71
								248	A	High Point	82	81
								250	A	Clemson	49	67
								276	A	Coastal Caro.	63	52
								276	H	Coastal Caro.	77	69
								281	A	Campbell	72	58
								297	H	UNCG	95	52
								303	A	Charleston So.	58	50
								306	A	Wofford	70	63
								311	A	Western Caro.	67	45
								318	A	Winthrop	67	59
								318	H	Winthrop	63	55
								320	A	Longwood	61	54
								320	H	Longwood	81	42
LAST 12 Division I GAMES:												
				201	H	Radford	58	48				
				116	H	Liberty	56	51				
				320	A	Longwood	61	54				
				276	H	Coastal Caro.	77	69				
				318	A	Winthrop	67	59				
				201	A	Radford	54	46				
				214	H	Presbyterian	68	59				
				248	A	High Point	82	81				
				213	H	Gardner-Webb	56	58				
				320	H	Longwood	81	42				
				303	A	Charleston So.	58	50				
				116	A	Liberty	53	71				

Non-Div I Games: Montreat 89 41 Warren Wilson 108 47

UNC Asheville

Loss, Non-Conf, S Site, H Home A Away N Neutral

Average RPI Win:	302	WON-LOST	WINNING	LAST 10	STRENGTH OF	OPP. STRENGTH	TEAM	ADJ.	CONF.	ADJ CONF.
Average RPI Loss:	165	RECORD	PCT. RANK	GAMES	SCHEDULE	OF SCHEDULE	RPI	RPI	RPI	RPI
DIV. I ONLY	6- 19	297	0- 10	211	271	297	297	17	17	
DIV. I NON-CONF.	6- 6	160	0- 0	243	338	205	205	15	15	
TOTALS	RPI 1-25	RPI 26-50	W-L RECORDS	RPI 51-100	RPI 101-150	RPI 150+				
6- 19	0- 1	0- 0	OVERALL	0- 3	0- 5	6- 10				
4- 7	0- 0	0- 0	HOME	0- 1	0- 2	4- 4				
1- 12	0- 1	0- 0	AWAY	0- 2	0- 3	1- 6				
1- 0	0- 0	0- 0	NEUTRAL	0- 0	0- 0	1- 0				
6- 6	0- 1	0- 0	NON-CONFERENCE	0- 1	0- 1	6- 3				
4- 1	0- 0	0- 0	HOME	0- 0	0- 0	4- 1				
1- 5	0- 1	0- 0	AWAY	0- 1	0- 1	1- 2				
1- 0	0- 0	0- 0	NEUTRAL	0- 0	0- 0	1- 0				
0- 13	0- 0	0- 0	CONFERENCE	0- 2	0- 4	0- 7				
0- 6	0- 0	0- 0	HOME	0- 1	0- 2	0- 3				
0- 7	0- 0	0- 0	AWAY	0- 1	0- 2	0- 4				
0- 0	0- 0	0- 0	NEUTRAL	0- 0	0- 0	0- 0				

RPI 1-25				RPI 26-50				RPI 51-100				RPI 101+				Team's RPI: 297	
RPI	S	Opponent	Score	RPI	S	Opponent	Score	RPI	S	Opponent	Score	RPI	S	Opponent	Score		
2	A	South Carolina	44 92					51	A	Chattanooga	61 72	111	A	Mercer	47 81		
								51	H	Chattanooga	53 74	111	H	Mercer	78 86		
								83	A	Tulane	53 74	112	A	Samford	49 80		
												112	H	Samford	52 57		
												120	A	UNC Asheville	52 95		
												158	A	ETSU	73 89		
												158	H	ETSU	77 80		
												200	A	USC Upstate	61 84		
												213	A	Gardner-Webb	57 59		
												226	A	Furman	71 85		
												226	H	Furman	59 75		
												248	H	High Point	82 72		
												272	H	Tennessee Tech	64 73		
												277	N	Cleveland St.	55 51		
												285	H	UMES	71 51		
												306	A	Wofford	64 104		
												306	H	Wofford	56 58		
												311	A	Western Caro.	72 84		
												320	H	Longwood	81 60		
												335	A	New Orleans	81 79		
												349	H	N.C. Central	103 56		
LAST 12 Division I GAMES:																	
306	A	Wofford	64 104	311	A	Western Caro.	72 84										
226	A	Furman	71 85	226	H	Furman	59 75										
158	H	ETSU	77 80	306	H	Wofford	56 58										
51	H	Chattanooga	53 74	51	A	Chattanooga	61 72										
111	A	Mercer	47 81	158	A	ETSU	73 89										
112	A	Samford	49 80	112	H	Samford	52 57										

Non-Div I Games: Barton 82 55 Pfeiffer 71 52 Francis Marion 63 66

UNCG

Loss, Non-Conf, S Site, H Home A Away N Neutral

Average RPI Win:	262	WON-LOST	WINNING	LAST 10	STRENGTH OF	OPP. STRENGTH	TEAM	ADJ.	CONF.	ADJ CONF.
Average RPI Loss:	116	RECORD	PCT. RANK	GAMES	SCHEDULE	OF SCHEDULE	RPI	RPI	RPI	RPI
DIV. I ONLY	6- 19	297	2- 8	128	156	256	256	13	13	
DIV. I NON-CONF.	3- 7	248	0- 0	143	217	221	221	11	11	
TOTALS	RPI 1-25	RPI 26-50	W-L RECORDS	RPI 51-100	RPI 101-150	RPI 150+				
6- 19	0- 0	0- 2	OVERALL	0- 9	1- 0	5- 8				
3- 9	0- 0	0- 1	HOME	0- 4	1- 0	2- 4				
3- 10	0- 0	0- 1	AWAY	0- 5	0- 0	3- 4				
0- 0	0- 0	0- 0	NEUTRAL	0- 0	0- 0	0- 0				
3- 7	0- 0	0- 1	NON-CONFERENCE	0- 3	1- 0	2- 3				
1- 4	0- 0	0- 1	HOME	0- 1	1- 0	0- 2				
2- 3	0- 0	0- 0	AWAY	0- 2	0- 0	2- 1				
0- 0	0- 0	0- 0	NEUTRAL	0- 0	0- 0	0- 0				
3- 12	0- 0	0- 1	CONFERENCE	0- 6	0- 0	3- 5				
2- 5	0- 0	0- 0	HOME	0- 3	0- 0	2- 2				
1- 7	0- 0	0- 1	AWAY	0- 3	0- 0	1- 3				
0- 0	0- 0	0- 0	NEUTRAL	0- 0	0- 0	0- 0				

RPI S	Opponent	Score	RPI S	Opponent	Score	RPI S	Opponent	Score	RPI S	Opponent	Score	Team's RPI: 256
29	H Ohio	59 75	51	H Chattanooga	33 61	141	H Jacksonville	51 49				
40	A James Madison	40 60	53	A Duke	56 78	159	A Northeastern	52 69				
			74	A Hofstra	38 62	159	H Northeastern	66 72				
			74	H Hofstra	64 68	167	H Davidson	50 77				
			79	A VCU	45 58	168	A Delaware	59 67				
			81	A Drexel	60 66	187	A Richmond	53 63				
			81	H Drexel	57 71	191	H Stetson	49 52				
			97	A Elon	53 70	194	A William & Mary	65 77				
			97	H Elon	60 67	194	H William & Mary	59 44				
						229	H Col. of Charleston	53 64				
						283	A Towson	52 49				
						283	H Towson	53 51				
						326	A North Florida	63 47				
						347	A Norfolk St.	61 57				
LAST 12 Division I GAMES:												
159	A Northeastern	52 69	40	A James Madison	40 60							
74	A Hofstra	38 62	283	H Towson	53 51							
81	A Drexel	60 66	97	A Elon	53 70							
159	H Northeastern	66 72	194	A William & Mary	65 77							
194	H William & Mary	59 44	229	H Col. of Charleston	53 64							
81	H Drexel	57 71	74	H Hofstra	64 68							

Non-Div I Games: UNC Pembroke 68 43

UNCW

Loss, Non-Conf, S Site, H Home A Away N Neutral

Average RPI Win:	276	WON-LOST	WINNING	LAST 10	STRENGTH OF	OPP. STRENGTH	TEAM	ADJ.	CONF.	ADJ CONF.
Average RPI Loss:	126	RECORD	PCT. RANK	GAMES	SCHEDULE	OF SCHEDULE	RPI	RPI	RPI	RPI
DIV. I ONLY	13- 12	158	5- 5	279	214	212	212	19	19	
DIV. I NON-CONF.	6- 4	125	0- 0	287	212	194	194	20	20	
TOTALS	RPI 1-25	RPI 26-50	W-L RECORDS	RPI 51-100	RPI 101-150	RPI 150+				
13- 12	0- 1	0- 3	OVERALL	0- 0	0- 5	13- 3				
9- 3	0- 0	0- 1	HOME	0- 0	0- 2	9- 0				
4- 8	0- 0	0- 2	AWAY	0- 0	0- 3	4- 3				
0- 1	0- 1	0- 0	NEUTRAL	0- 0	0- 0	0- 0				
6- 4	0- 1	0- 1	NON-CONFERENCE	0- 0	0- 2	6- 0				
4- 1	0- 0	0- 0	HOME	0- 0	0- 1	4- 0				
2- 2	0- 0	0- 1	AWAY	0- 0	0- 1	2- 0				
0- 1	0- 1	0- 0	NEUTRAL	0- 0	0- 0	0- 0				
7- 8	0- 0	0- 2	CONFERENCE	0- 0	0- 3	7- 3				
5- 2	0- 0	0- 1	HOME	0- 0	0- 1	5- 0				
2- 6	0- 0	0- 1	AWAY	0- 0	0- 2	2- 3				
0- 0	0- 0	0- 0	NEUTRAL	0- 0	0- 0	0- 0				

RPI 1-25				RPI 26-50				RPI 51-100				RPI 101+ Team's RPI: 212			
RPI	S	Opponent	Score	RPI	S	Opponent	Score	RPI	S	Opponent	Score	RPI	S	Opponent	Score
25	N	UTEP	52 60	43	A	Southern California	42 73					109	H	Drake	68 76
				44	A	Colorado St.	52 83					133	A	Fresno St.	54 58
				44	H	Colorado St.	56 64					133	H	Fresno St.	52 57
												135	A	Long Beach St.	63 67
												145	A	Boise St.	56 75
												182	A	New Mexico	53 67
												182	H	New Mexico	57 48
												184	H	George Mason	67 59
												196	A	San Jose St.	61 69
												203	H	Utah St.	46 38
												236	H	Wyoming	66 37
												249	A	San Diego St.	55 41
												266	H	Pepperdine	83 63
												278	A	Houston	63 60
												313	A	A&M-Corpus Christi	65 51
												323	A	Nevada	65 71
												323	H	Nevada	65 59
												328	H	Southern Utah	79 44
												337	H	UC Irvine	72 52
												343	A	Air Force	60 56
												343	H	Air Force	62 51
LAST 12 Division I GAMES:															
				323	A	Nevada	65 71					249	A	San Diego St.	55 41
				343	H	Air Force	62 51					145	A	Boise St.	56 75
				44	A	Colorado St.	52 83					323	H	Nevada	65 59
				196	A	San Jose St.	61 69					203	H	Utah St.	46 38
				133	H	Fresno St.	52 57					343	A	Air Force	60 56
				182	H	New Mexico	57 48					182	A	New Mexico	53 67

Non-Div I Games: Cal St. San Marcos 62 43

UNLV

Loss, Non-Conf, S Site, H Home A Away N Neutral

Average RPI Win:	303	WON-LOST	WINNING	LAST 10	STRENGTH OF	OPP. STRENGTH	TEAM	ADJ.	CONF.	ADJ CONF.
Average RPI Loss:	132	RECORD	PCT. RANK	GAMES	SCHEDULE	OF SCHEDULE	RPI	RPI	RPI	RPI
DIV. I ONLY	15- 10	112	7- 3	332	280	200	200	29	29	
DIV. I NON-CONF.	6- 6	160	0- 0	338	280	254	254	28	28	
TOTALS	RPI 1-25	RPI 26-50	W-L RECORDS	RPI 51-100	RPI 101-150	RPI 150+				
15- 10	0- 0	0- 0	OVERALL	0- 4	0- 4	15- 2				
7- 3	0- 0	0- 0	HOME	0- 1	0- 1	7- 1				
8- 7	0- 0	0- 0	AWAY	0- 3	0- 3	8- 1				
0- 0	0- 0	0- 0	NEUTRAL	0- 0	0- 0	0- 0				
6- 6	0- 0	0- 0	NON-CONFERENCE	0- 2	0- 2	6- 2				
3- 1	0- 0	0- 0	HOME	0- 0	0- 0	3- 1				
3- 5	0- 0	0- 0	AWAY	0- 2	0- 2	3- 1				
0- 0	0- 0	0- 0	NEUTRAL	0- 0	0- 0	0- 0				
9- 4	0- 0	0- 0	CONFERENCE	0- 2	0- 2	9- 0				
4- 2	0- 0	0- 0	HOME	0- 1	0- 1	4- 0				
5- 2	0- 0	0- 0	AWAY	0- 1	0- 1	5- 0				
0- 0	0- 0	0- 0	NEUTRAL	0- 0	0- 0	0- 0				

RPI S	Opponent	Score	RPI S	Opponent	Score	RPI S	Opponent	Score	RPI S	Opponent	Score	Team's RPI: 200
						66	A Michigan	61 119	120	A UNC Asheville	59 68	
						69	A FGCU	43 54	125	A North Carolina	40 80	
						69	H FGCU	44 56	141	A Jacksonville	69 75	
						76	A Georgia Tech	46 87	141	H Jacksonville	43 49	
									191	A Stetson	61 56	
									191	H Stetson	73 58	
									226	H Furman	63 75	
									285	A UMES	59 78	
									292	A Kennesaw St.	61 53	
									292	H Kennesaw St.	66 57	
									297	H UNCG	84 61	
									305	A Morehead St.	86 72	
									311	H Western Caro.	68 59	
									316	A IPFW	84 81	
									326	A North Florida	75 61	
									326	H North Florida	69 54	
									331	A Lipscomb	81 54	
									331	H Lipscomb	93 71	
									344	A NJIT	58 41	
									347	A Norfolk St.	82 62	
									349	H N.C. Central	68 46	
LAST 12 Division I GAMES:												
			141	A Jacksonville	69 75		292	H Kennesaw St.	66 57			
			326	A North Florida	75 61		331	A Lipscomb	81 54			
			69	H FGCU	44 56		326	H North Florida	69 54			
			191	H Stetson	73 58		141	H Jacksonville	43 49			
			292	A Kennesaw St.	61 53		191	A Stetson	61 56			
			331	H Lipscomb	93 71		69	A FGCU	43 54			

Non-Div I Games: Southern Wesleyan 84 51 Mars Hill 81 65 Bob Jones 96 46

USC Upstate

Loss, Non-Conf, S Site, H Home A Away N Neutral

Average RPI Win:	253	WON-LOST	WINNING	LAST 10	STRENGTH OF	OPP. STRENGTH	TEAM	ADJ.	CONF.	ADJ CONF.
Average RPI Loss:	112	RECORD	PCT. RANK	GAMES	SCHEDULE	OF SCHEDULE	RPI	RPI	RPI	RPI
DIV. I ONLY	12- 12	168	6- 4	144	194	149	149	16	16	
DIV. I NON-CONF.	4- 5	193	0- 0	20	121	97	97	14	14	
TOTALS	RPI 1-25	RPI 26-50	W-L RECORDS	RPI 51-100	RPI 101-150	RPI 150+				
12- 12	0- 1	0- 4	OVERALL	0- 0	1- 3	11- 4				
4- 7	0- 0	0- 3	HOME	0- 0	1- 2	3- 2				
8- 5	0- 1	0- 1	AWAY	0- 0	0- 1	8- 2				
0- 0	0- 0	0- 0	NEUTRAL	0- 0	0- 0	0- 0				
4- 5	0- 1	0- 3	NON-CONFERENCE	0- 0	1- 0	3- 1				
1- 3	0- 0	0- 2	HOME	0- 0	1- 0	0- 1				
3- 2	0- 1	0- 1	AWAY	0- 0	0- 0	3- 0				
0- 0	0- 0	0- 0	NEUTRAL	0- 0	0- 0	0- 0				
8- 7	0- 0	0- 1	CONFERENCE	0- 0	0- 3	8- 3				
3- 4	0- 0	0- 1	HOME	0- 0	0- 2	3- 1				
5- 3	0- 0	0- 0	AWAY	0- 0	0- 1	5- 2				
0- 0	0- 0	0- 0	NEUTRAL	0- 0	0- 0	0- 0				

RPI 1-25				RPI 26-50				RPI 51-100				RPI 101+ Team's RPI: 149			
RPI	S	Opponent	Score	RPI	S	Opponent	Score	RPI	S	Opponent	Score	RPI	S	Opponent	Score
3	A	Baylor	20 62	33	H	Seton Hall	54 61					124	H	Little Rock	55 59
				41	H	Arkansas St.	71 78					127	A	La.-Lafayette	52 63
				48	A	Kansas St.	41 61					127	H	La.-Lafayette	42 59
				49	H	Western Ky.	64 73					141	H	Jacksonville	56 54
												161	H	McNeese St.	57 63
												180	A	Troy	71 88
												186	A	South Ala.	55 59
												211	A	Stephen F. Austin	67 63
												223	A	Texas St.	80 48
												246	A	Houston Baptist	64 40
												264	A	Georgia St.	74 45
												264	H	Georgia St.	63 68
												265	A	UTSA	51 47
												273	A	Appalachian St.	76 45
												273	H	Appalachian St.	65 58
												282	A	Ga. Southern	53 41
												282	H	Ga. Southern	70 31
												290	A	La.-Monroe	60 50
												290	H	La.-Monroe	40 32
LAST 12 Division I GAMES:															
290	H	La.-Monroe	40 32	127	A	La.-Lafayette	52 63								
127	H	La.-Lafayette	42 59	290	A	La.-Monroe	60 50								
273	H	Appalachian St.	65 58	124	H	Little Rock	55 59								
223	A	Texas St.	80 48	41	H	Arkansas St.	71 78								
264	A	Georgia St.	74 45	186	A	South Ala.	55 59								
282	A	Ga. Southern	53 41	180	A	Troy	71 88								

Non-Div I Games: Missouri Valley 96 30

UT Arlington

■ Loss,
 ■ Non-Conf, S Site,
 ■ Home
 ■ Away
 N Neutral

Average RPI Win:	219	WON-LOST	WINNING	LAST 10	STRENGTH OF	OPP. STRENGTH	TEAM	ADJ.	CONF.	ADJ CONF.
Average RPI Loss:	106	RECORD	PCT. RANK	GAMES	SCHEDULE	OF SCHEDULE	RPI	RPI	RPI	RPI
DIV. I ONLY	19- 8	68	9- 1	198	168	87	87	24	24	
DIV. I NON-CONF.	7- 6	156	0- 0	109	35	99	99	24	24	
TOTALS	RPI 1-25	RPI 26-50	W-L RECORDS	RPI 51-100	RPI 101-150	RPI 150+				
19- 8	0- 1	0- 1	OVERALL	0- 3	4- 0	15- 3				
10- 1	0- 0	0- 1	HOME	0- 0	2- 0	8- 0				
8- 7	0- 1	0- 0	AWAY	0- 3	1- 0	7- 3				
1- 0	0- 0	0- 0	NEUTRAL	0- 0	1- 0	0- 0				
7- 6	0- 1	0- 1	NON-CONFERENCE	0- 3	3- 0	4- 1				
3- 1	0- 0	0- 1	HOME	0- 0	1- 0	2- 0				
3- 5	0- 1	0- 0	AWAY	0- 3	1- 0	2- 1				
1- 0	0- 0	0- 0	NEUTRAL	0- 0	1- 0	0- 0				
12- 2	0- 0	0- 0	CONFERENCE	0- 0	1- 0	11- 2				
7- 0	0- 0	0- 0	HOME	0- 0	1- 0	6- 0				
5- 2	0- 0	0- 0	AWAY	0- 0	0- 0	5- 2				
0- 0	0- 0	0- 0	NEUTRAL	0- 0	0- 0	0- 0				

RPI 1-25				RPI 26-50				RPI 51-100				Team's RPI: 87	RPI 101+			
RPI	S	Opponent	Score	RPI	S	Opponent	Score	RPI	S	Opponent	Score		RPI	S	Opponent	Score
15	A	Louisville	66 88	41	H	Arkansas St.	74 76	51	A	Chattanooga	46 61		101	H	Belmont	81 79
								55	A	Iowa	56 62		112	H	Samford	52 50
								85	A	Vanderbilt	61 64		114	N	North Dakota	84 58
													136	A	Southern Ill.	70 63
													152	A	Illinois	74 94
													155	H	Alabama	83 65
													165	A	SIUE	85 79
													165	H	SIUE	86 50
													183	A	Eastern Ky.	61 70
													195	A	Cincinnati	63 57
													204	A	Southeast Mo. St.	84 74
													204	H	Southeast Mo. St.	95 65
													262	H	Tennessee St.	77 50
													267	H	Miami (OH)	74 47
													269	A	Austin Peay	70 80
													269	H	Austin Peay	75 51
													271	H	Murray St.	92 62
													272	H	Tennessee Tech	67 53
													291	A	Jacksonville St.	63 53
													305	A	Morehead St.	85 67
													327	A	Evansville	75 48
													339	A	Eastern Ill.	65 39
LAST 12 Division I GAMES:																
165	H	SIUE	86 50	271	H	Murray St.	92 62									
101	H	Belmont	81 79	262	H	Tennessee St.	77 50									
269	A	Austin Peay	70 80	204	A	Southeast Mo. St.	84 74									
204	H	Southeast Mo. St.	95 65	339	A	Eastern Ill.	65 39									
165	A	SIUE	85 79	291	A	Jacksonville St.	63 53									
269	H	Austin Peay	75 51	272	H	Tennessee Tech	67 53									

Non-Div I Games:

UT Martin

■ Loss,
■ Non-Conf,
■ S Site,
■ H Home
■ A Away
N Neutral

Average RPI Win: 184	WON-LOST	WINNING	LAST 10	STRENGTH OF	OPP. STRENGTH	TEAM	ADJ.	CONF.	ADJ CONF.
Average RPI Loss: 144	RECORD	PCT. RANK	GAMES	SCHEDULE	OF SCHEDULE	RPI	RPI	RPI	RPI
DIV. I ONLY	22- 2	7	9- 1	148	179	25	25	12	12
DIV. I NON-CONF.	8- 1	23	0- 0	64	319	16	16	10	10
TOTALS	RPI 1-25	RPI 26-50	W-L RECORDS	RPI 51-100	RPI 101-150	RPI 150+			
22- 2	0- 0	1- 0	OVERALL	3- 0	2- 1	16- 1			
13- 0	0- 0	0- 0	HOME	2- 0	2- 0	9- 0			
8- 2	0- 0	1- 0	AWAY	1- 0	0- 1	6- 1			
1- 0	0- 0	0- 0	NEUTRAL	0- 0	0- 0	1- 0			
8- 1	0- 0	0- 0	NON-CONFERENCE	2- 0	1- 1	5- 0			
6- 0	0- 0	0- 0	HOME	1- 0	1- 0	4- 0			
1- 1	0- 0	0- 0	AWAY	1- 0	0- 1	0- 0			
1- 0	0- 0	0- 0	NEUTRAL	0- 0	0- 0	1- 0			
14- 1	0- 0	1- 0	CONFERENCE	1- 0	1- 0	11- 1			
7- 0	0- 0	0- 0	HOME	1- 0	1- 0	5- 0			
7- 1	0- 0	1- 0	AWAY	0- 0	0- 0	6- 1			
0- 0	0- 0	0- 0	NEUTRAL	0- 0	0- 0	0- 0			

RPI S	Opponent	Score	RPI S	Opponent	Score	RPI S	Opponent	Score	RPI S	Opponent	Score
49	A Western Ky.	85 78	54	H UC Riverside	68 57	135	A Long Beach St.	40 47			
			70	H Middle Tenn.	84 73	146	H UAB	62 54			
			93	A New Mexico St.	71 65	150	H Hampton	78 54			
						151	A Southern Miss.	57 54			
						151	H Southern Miss.	72 64			
						153	A Marshall	64 79			
						172	A Louisiana Tech	72 65			
						172	H Louisiana Tech	86 80			
						182	H New Mexico	70 62			
						189	A Fla. Atlantic	78 66			
						189	H Fla. Atlantic	75 47			
						212	N UNLV	60 52			
						224	A Rice	60 54			
						225	A North Texas	75 67			
						232	H Idaho St.	67 54			
						246	H Houston Baptist	98 63			
						265	H UTSA	62 55			
						275	H Northern Ariz.	77 66			
						301	A FIU	69 57			
						301	H FIU	70 52			
LAST 12 Division I GAMES:											
172	A Louisiana Tech	72 65	172	H Louisiana Tech	86 80						
151	A Southern Miss.	57 54	151	H Southern Miss.	72 64						
189	H Fla. Atlantic	75 47	301	A FIU	69 57						
301	H FIU	70 52	189	A Fla. Atlantic	78 66						
49	A Western Ky.	85 78	265	H UTSA	62 55						
153	A Marshall	64 79	146	H UAB	62 54						

Non-Div I Games: Tex. Permian Basin 86 32

UTEP

■ Loss,
 ■ Non-Conf,
 ■ S Site,
 ■ Home
 ■ A Away
 N Neutral

Average RPI Win: 267	WON-LOST	WINNING	LAST 10	STRENGTH OF	OPP. STRENGTH	TEAM	ADJ.	CONF.	ADJ CONF.
Average RPI Loss: 153	RECORD	PCT. RANK	GAMES	SCHEDULE	OF SCHEDULE	RPI	RPI	RPI	RPI
DIV. I ONLY	12- 12	168	5- 5	305	196	207	207	25	25
DIV. I NON-CONF.	5- 7	198	0- 0	262	108	185	185	25	25
TOTALS	RPI 1-25	RPI 26-50	W-L RECORDS	RPI 51-100	RPI 101-150	RPI 150+			
12- 12	0- 2	0- 1	OVERALL	0- 3	0- 0	12- 6			
4- 3	0- 0	0- 0	HOME	0- 1	0- 0	4- 2			
7- 8	0- 2	0- 1	AWAY	0- 2	0- 0	7- 3			
1- 1	0- 0	0- 0	NEUTRAL	0- 0	0- 0	1- 1			
5- 7	0- 2	0- 1	NON-CONFERENCE	0- 2	0- 0	5- 2			
1- 0	0- 0	0- 0	HOME	0- 0	0- 0	1- 0			
3- 6	0- 2	0- 1	AWAY	0- 2	0- 0	3- 1			
1- 1	0- 0	0- 0	NEUTRAL	0- 0	0- 0	1- 1			
7- 5	0- 0	0- 0	CONFERENCE	0- 1	0- 0	7- 4			
3- 3	0- 0	0- 0	HOME	0- 1	0- 0	3- 2			
4- 2	0- 0	0- 0	AWAY	0- 0	0- 0	4- 2			
0- 0	0- 0	0- 0	NEUTRAL	0- 0	0- 0	0- 0			

RPI 1-25				RPI 26-50				RPI 51-100				RPI 101+ Team's RPI: 207			
RPI	S	Opponent	Score	RPI	S	Opponent	Score	RPI	S	Opponent	Score	RPI	S	Opponent	Score
16	A	Syracuse	32 91	48	A	Kansas St.	43 61	86	A	TCU	67 71	162	N	East Carolina	59 70
19	A	Oklahoma St.	54 78					91	A	Eastern Mich.	56 78	193	N	Cal Poly	66 58
								93	H	New Mexico St.	57 68	206	A	Utah Valley	57 71
												206	H	Utah Valley	61 48
												230	A	Grand Canyon	68 66
												230	H	Grand Canyon	52 28
												240	A	CSU Bakersfield	66 80
												240	H	CSU Bakersfield	60 46
												257	A	Seattle	76 71
												257	H	Seattle	71 74
												258	A	UC Santa Barbara	62 60
												278	A	Houston	55 45
												302	A	UMKC	62 53
												302	H	UMKC	57 59
												313	A	A&M-Corpus Christi	46 49
												332	A	Incarinate Word	68 50
												332	H	Incarinate Word	60 47
												340	A	Chicago St.	64 56
LAST 12 Division I GAMES:															
240	A	CSU Bakersfield	66 80	257	H	Seattle	71 74								
257	A	Seattle	76 71	240	H	CSU Bakersfield	60 46								
302	H	UMKC	57 59	302	A	UMKC	62 53								
230	A	Grand Canyon	68 66	340	A	Chicago St.	64 56								
206	A	Utah Valley	57 71	206	H	Utah Valley	61 48								
93	H	New Mexico St.	57 68	230	H	Grand Canyon	52 28								

Non-Div I Games: Concordia (TX) 90 44 Evangel 75 60 Texas Lutheran 90 38

UTRGV

Loss, Non-Conf, S Site, H Home A Away N Neutral

Average RPI Win:	225	WON-LOST	WINNING	LAST 10	STRENGTH OF	OPP. STRENGTH	TEAM	ADJ.	CONF.	ADJ CONF.
Average RPI Loss:	144	RECORD	PCT. RANK	GAMES	SCHEDULE	OF SCHEDULE	RPI	RPI	RPI	RPI
DIV. I ONLY	6- 17	290	3- 7	139	160	265	265	12	12	
DIV. I NON-CONF.	2- 6	272	0- 0	43	273	231	231	10	10	
TOTALS	RPI 1-25	RPI 26-50	W-L RECORDS	RPI 51-100	RPI 101-150	RPI 150+				
6- 17	0- 2	0- 2	OVERALL	0- 2	1- 1	5- 10				
5- 5	0- 0	0- 0	HOME	0- 1	1- 1	4- 3				
1- 12	0- 2	0- 2	AWAY	0- 1	0- 0	1- 7				
0- 0	0- 0	0- 0	NEUTRAL	0- 0	0- 0	0- 0				
2- 6	0- 1	0- 1	NON-CONFERENCE	0- 1	0- 1	2- 2				
2- 2	0- 0	0- 0	HOME	0- 0	0- 1	2- 1				
0- 4	0- 1	0- 1	AWAY	0- 1	0- 0	0- 1				
0- 0	0- 0	0- 0	NEUTRAL	0- 0	0- 0	0- 0				
4- 11	0- 1	0- 1	CONFERENCE	0- 1	1- 0	3- 8				
3- 3	0- 0	0- 0	HOME	0- 1	1- 0	2- 2				
1- 8	0- 1	0- 1	AWAY	0- 0	0- 0	1- 6				
0- 0	0- 0	0- 0	NEUTRAL	0- 0	0- 0	0- 0				

RPI	S	Opponent	Score	RPI	S	Opponent	Score	RPI	S	Opponent	Score	RPI	S	Opponent	Score	Team's RPI: 265
6	A	Texas	53 90	34	A	Oklahoma	41 80	68	A	Abilene Christian	60 79	146	H	UAB	54 52	
25	A	UTEP	55 62	49	A	Western Ky.	65 72	70	H	Middle Tenn.	63 74	149	H	UT Arlington	47 51	
												151	A	Southern Miss.	53 65	
												151	H	Southern Miss.	47 41	
												153	A	Marshall	76 80	
												172	A	Louisiana Tech	66 75	
												172	H	Louisiana Tech	72 82	
												189	A	Fla. Atlantic	51 64	
												189	H	Fla. Atlantic	57 54	
												223	A	Texas St.	64 72	
												224	A	Rice	48 49	
												225	A	North Texas	58 68	
												241	H	Texas Southern	44 59	
												246	H	Houston Baptist	79 50	
												301	A	FIU	63 52	
												301	H	FIU	54 59	
												319	H	Illinois St.	77 51	
LAST 12 Division I GAMES:																
151	A	Southern Miss.	53 65	151	H	Southern Miss.	47 41									
172	A	Louisiana Tech	66 75	172	H	Louisiana Tech	72 82									
301	H	FIU	54 59	189	A	Fla. Atlantic	51 64									
189	H	Fla. Atlantic	57 54	301	A	FIU	63 52									
153	A	Marshall	76 80	25	A	UTEP	55 62									
49	A	Western Ky.	65 72	70	H	Middle Tenn.	63 74									

Non-Div I Games: Howard Payne 106 65 Tex. A&M-Kingsville88 51

UTSA

Loss, Non-Conf, S Site, H Home A Away N Neutral

Average RPI Win:	152	WON-LOST	WINNING	LAST 10	STRENGTH OF	OPP. STRENGTH	TEAM	ADJ.	CONF.	ADJ CONF.
Average RPI Loss:	32	RECORD	PCT. RANK	GAMES	SCHEDULE	OF SCHEDULE	RPI	RPI	RPI	RPI
DIV. I ONLY	15- 12	137	3- 7	36	16	78	78	1	1	
DIV. I NON-CONF.	8- 3	77	0- 0	115	123	87	87	1	1	
TOTALS	RPI 1-25	RPI 26-50	W-L RECORDS	RPI 51-100	RPI 101-150	RPI 150+				
15- 12	0- 7	1- 2	OVERALL	4- 2	3- 1	7- 0				
11- 5	0- 3	1- 1	HOME	3- 1	2- 0	5- 0				
4- 5	0- 4	0- 0	AWAY	1- 1	1- 0	2- 0				
0- 2	0- 0	0- 1	NEUTRAL	0- 0	0- 1	0- 0				
8- 3	0- 1	0- 1	NON-CONFERENCE	1- 0	2- 1	5- 0				
7- 0	0- 0	0- 0	HOME	1- 0	2- 0	4- 0				
1- 1	0- 1	0- 0	AWAY	0- 0	0- 0	1- 0				
0- 2	0- 0	0- 1	NEUTRAL	0- 0	0- 1	0- 0				
7- 9	0- 6	1- 1	CONFERENCE	3- 2	1- 0	2- 0				
4- 5	0- 3	1- 1	HOME	2- 1	0- 0	1- 0				
3- 4	0- 3	0- 0	AWAY	1- 1	1- 0	1- 0				
0- 0	0- 0	0- 0	NEUTRAL	0- 0	0- 0	0- 0				

RPI 1-25				RPI 26-50				RPI 51-100 Team's RPI: 78				RPI 101+			
RPI	S	Opponent	Score	RPI	S	Opponent	Score	RPI	S	Opponent	Score	RPI	S	Opponent	Score
7	A	Oregon St.	53 72	32	H	Washington	88 83	60	A	Oregon	58 69	118	N	Boston College	51 76
7	H	Oregon St.	53 62	34	N	Oklahoma	55 70	60	H	Oregon	65 77	133	H	Fresno St.	78 63
8	A	Arizona St.	60 80	43	H	Southern California	59 70	65	H	South Dakota	66 59	134	A	Arizona	60 55
9	H	UCLA	63 69					73	H	Washington St.	73 71	140	H	Creighton	74 58
10	A	Stanford	52 72					95	A	California	84 79	176	A	Colorado	76 68
10	H	Stanford	54 72					95	H	California	72 66	176	H	Colorado	71 55
12	A	BYU	59 73									184	H	George Mason	74 62
												187	H	UC Davis	88 58
												203	A	Utah St.	64 61
												284	H	Lamar	71 67
												300	H	CSUN	97 56
LAST 12 Division I GAMES:															
10	H	Stanford	54 72	9	H	UCLA	63 69								
95	H	California	72 66	43	H	Southern California	59 70								
7	A	Oregon St.	53 72	60	H	Oregon	65 77								
60	A	Oregon	58 69	7	H	Oregon St.	53 62								
176	A	Colorado	76 68	8	A	Arizona St.	60 80								
176	H	Colorado	71 55	134	A	Arizona	60 55								

Non-Div I Games:

Utah

■ Loss,
 ■ Non-Conf,
 ■ S Site,
 ■ H Home
 ■ A Away
 N Neutral

Average RPI Win:	245	WON-LOST	WINNING	LAST 10	STRENGTH OF	OPP. STRENGTH	TEAM	ADJ.	CONF.	ADJ CONF.
Average RPI Loss:	140	RECORD	PCT. RANK	GAMES	SCHEDULE	OF SCHEDULE	RPI	RPI	RPI	RPI
DIV. I ONLY	9- 14	237	4- 6	149	200	203	203	19	19	
DIV. I NON-CONF.	3- 6	234	0- 0	170	137	210	210	20	20	
TOTALS	RPI 1-25	RPI 26-50	W-L RECORDS	RPI 51-100	RPI 101-150	RPI 150+				
9- 14	0- 1	0- 2	OVERALL	0- 1	0- 3	9- 7				
4- 6	0- 0	0- 1	HOME	0- 1	0- 2	4- 2				
4- 8	0- 1	0- 1	AWAY	0- 0	0- 1	4- 5				
1- 0	0- 0	0- 0	NEUTRAL	0- 0	0- 0	1- 0				
3- 6	0- 1	0- 0	NON-CONFERENCE	0- 1	0- 0	3- 4				
1- 2	0- 0	0- 0	HOME	0- 1	0- 0	1- 1				
1- 4	0- 1	0- 0	AWAY	0- 0	0- 0	1- 3				
1- 0	0- 0	0- 0	NEUTRAL	0- 0	0- 0	1- 0				
6- 8	0- 0	0- 2	CONFERENCE	0- 0	0- 3	6- 3				
3- 4	0- 0	0- 1	HOME	0- 0	0- 2	3- 1				
3- 4	0- 0	0- 1	AWAY	0- 0	0- 1	3- 2				
0- 0	0- 0	0- 0	NEUTRAL	0- 0	0- 0	0- 0				

RPI 1-25				RPI 26-50				RPI 51-100				RPI 101+ Team's RPI: 203			
RPI	S	Opponent	Score	RPI	S	Opponent	Score	RPI	S	Opponent	Score	RPI	S	Opponent	Score
12	A	BYU	69 81	44	A	Colorado St.	64 91	78	H	Utah	61 64	133	H	Fresno St.	61 67
				44	H	Colorado St.	49 69					145	A	Boise St.	78 84
												145	H	Boise St.	58 63
												156	H	Pacific	78 70
												169	H	Sacramento St.	86 95
												175	A	Northern Colo.	60 74
												182	A	New Mexico	70 73
												182	H	New Mexico	72 56
												192	A	Montana	70 86
												196	H	San Jose St.	74 86
												206	A	Utah Valley	76 72
												212	A	UNLV	38 46
												232	A	Idaho St.	67 81
												236	H	Wyoming	84 75
												249	A	San Diego St.	55 36
												249	H	San Diego St.	72 59
												262	N	Tennessee St.	63 46
												323	A	Nevada	79 66
												343	A	Air Force	66 53
LAST 12 Division I GAMES:															
133	H	Fresno St.	61 67	249	H	San Diego St.	72 59								
44	A	Colorado St.	64 91	212	A	UNLV	38 46								
182	A	New Mexico	70 73	44	H	Colorado St.	49 69								
236	H	Wyoming	84 75	343	A	Air Force	66 53								
145	H	Boise St.	58 63	182	H	New Mexico	72 56								
323	A	Nevada	79 66	145	A	Boise St.	78 84								

Non-Div I Games: Westminster (UT) 74 67 Haskell 90 63

Utah St.

Loss, Non-Conf, S Site, H Home A Away N Neutral

Utah Valley

Through Games Of Feb. 22, 2016

Average RPI Win:	262	WON-LOST	WINNING	LAST 10	STRENGTH OF	OPP. STRENGTH	TEAM	ADJ.	CONF.	ADJ CONF.
Average RPI Loss:	162	RECORD	PCT. RANK	GAMES	SCHEDULE	OF SCHEDULE	RPI	RPI	RPI	RPI
DIV. I ONLY	12- 13	185	7- 3	208	298	206	206	25	25	
DIV. I NON-CONF.	5- 8	209	0- 0	147	299	202	202	25	25	
TOTALS	RPI 1-25	RPI 26-50	W-L RECORDS	RPI 51-100	RPI 101-150	RPI 150+				
12- 13	0- 1	0- 0	OVERALL	0- 3	2- 0	10- 9				
6- 5	0- 0	0- 0	HOME	0- 1	1- 0	5- 4				
6- 7	0- 1	0- 0	AWAY	0- 2	1- 0	5- 4				
0- 1	0- 0	0- 0	NEUTRAL	0- 0	0- 0	0- 1				
5- 8	0- 1	0- 0	NON-CONFERENCE	0- 1	2- 0	3- 6				
2- 3	0- 0	0- 0	HOME	0- 0	1- 0	1- 3				
3- 4	0- 1	0- 0	AWAY	0- 1	1- 0	2- 2				
0- 1	0- 0	0- 0	NEUTRAL	0- 0	0- 0	0- 1				
7- 5	0- 0	0- 0	CONFERENCE	0- 2	0- 0	7- 3				
4- 2	0- 0	0- 0	HOME	0- 1	0- 0	4- 1				
3- 3	0- 0	0- 0	AWAY	0- 1	0- 0	3- 2				
0- 0	0- 0	0- 0	NEUTRAL	0- 0	0- 0	0- 0				

RPI 1-25				RPI 26-50				RPI 51-100				RPI 101+ Team's RPI: 206			
RPI	S	Opponent	Score	RPI	S	Opponent	Score	RPI	S	Opponent	Score	RPI	S	Opponent	Score
12	A	BYU	62 78					60	A	Oregon	68 79	102	H	San Francisco	94 88
								93	A	New Mexico St.	68 73	145	A	Boise St.	72 70
								93	H	New Mexico St.	53 59	155	N	Alabama	60 67
												187	H	UC Davis	55 59
												198	A	Eastern Wash.	64 68
												199	A	Weber St.	56 61
												203	H	Utah St.	72 76
												207	A	UTRGV	48 61
												207	H	UTRGV	71 57
												230	H	Grand Canyon	53 61
												232	H	Idaho St.	47 56
												240	A	CSU Bakersfield	54 61
												240	H	CSU Bakersfield	72 53
												257	A	Seattle	61 44
												259	A	Omaha	74 59
												302	A	UMKC	58 44
												302	H	UMKC	79 71
												323	A	Nevada	73 65
												328	H	Southern Utah	70 58
												340	A	Chicago St.	69 62
												340	H	Chicago St.	74 46
LAST 12 Division I GAMES:															
302	A	UMKC	58 44	257	A	Seattle	61 44								
340	A	Chicago St.	69 62	340	H	Chicago St.	74 46								
240	H	CSU Bakersfield	72 53	302	H	UMKC	79 71								
93	H	New Mexico St.	53 59	230	H	Grand Canyon	53 61								
207	H	UTRGV	71 57	207	A	UTRGV	48 61								
240	A	CSU Bakersfield	54 61	93	A	New Mexico St.	68 73								

Non-Div I Games: Bethesda (CA) 91 64 Dixie St. 77 63

Utah Valley

Loss, Non-Conf, S Site, H Home A Away N Neutral

Average RPI Win:	182	WON-LOST	WINNING	LAST 10	STRENGTH OF	OPP. STRENGTH	TEAM	ADJ.	CONF.	ADJ CONF.
Average RPI Loss:	118	RECORD	PCT. RANK	GAMES	SCHEDULE	OF SCHEDULE	RPI	RPI	RPI	RPI
DIV. I ONLY	19- 8	68	6- 4	108	150	79	79	7	7	
DIV. I NON-CONF.	11- 2	28	0- 0	133	304	50	50	8	8	
TOTALS	RPI 1-25	RPI 26-50	W-L RECORDS	RPI 51-100	RPI 101-150	RPI 150+				
19- 8	1- 1	2- 0	OVERALL	1- 2	2- 2	13- 3				
10- 4	0- 1	1- 0	HOME	0- 1	1- 1	8- 1				
9- 3	1- 0	1- 0	AWAY	1- 0	1- 0	5- 1				
0- 1	0- 0	0- 0	NEUTRAL	0- 1	0- 0	0- 0				
11- 2	1- 0	0- 0	NON-CONFERENCE	0- 1	2- 1	8- 0				
7- 0	0- 0	0- 0	HOME	0- 0	1- 0	6- 0				
4- 1	1- 0	0- 0	AWAY	0- 0	1- 1	2- 0				
0- 1	0- 0	0- 0	NEUTRAL	0- 1	0- 0	0- 0				
8- 6	0- 1	2- 0	CONFERENCE	1- 1	0- 1	5- 3				
3- 4	0- 1	1- 0	HOME	0- 1	0- 1	2- 1				
5- 2	0- 0	1- 0	AWAY	1- 0	0- 0	3- 2				
0- 0	0- 0	0- 0	NEUTRAL	0- 0	0- 0	0- 0				

RPI 1-25				RPI 26-50				RPI 51-100 Team's RPI: 79				RPI 101+			
RPI	S	Opponent	Score	RPI	S	Opponent	Score	RPI	S	Opponent	Score	RPI	S	Opponent	Score
8	A	Arizona St.	57 48	36	H	St. Bonaventure	52 47	58	H	Saint Louis	72 77	104	H	Saint Joseph's	63 66
18	H	Duquesne	67 71	39	A	George Washington	79 68	63	A	Dayton	74 72	119	A	Iona	74 58
								98	N	Toledo	61 80	126	A	IUPUI	69 70
												143	H	Old Dominion	74 54
												167	H	Davidson	50 56
												177	H	Fordham	61 51
												184	A	George Mason	54 70
												187	A	Richmond	50 62
												187	H	Richmond	53 42
												194	H	William & Mary	73 47
												208	A	Rhode Island	49 36
												222	A	Massachusetts	74 66
												226	H	Furman	67 45
												234	A	N.C. A&T	64 49
												248	A	High Point	69 39
												254	H	Coppin St.	73 42
												256	H	UNCW	58 45
												274	A	La Salle	84 76
												281	H	Campbell	57 34
												285	H	UMES	63 39
LAST 12 Division I GAMES:															
39	A	George Washington	79 68	177	H	Fordham	61 51								
208	A	Rhode Island	49 36	187	H	Richmond	53 42								
187	A	Richmond	50 62	184	A	George Mason	54 70								
274	A	La Salle	84 76	167	H	Davidson	50 56								
36	H	St. Bonaventure	52 47	63	A	Dayton	74 72								
18	H	Duquesne	67 71	104	H	Saint Joseph's	63 66								

Non-Div I Games:

VCU

■ Loss,
 ■ Non-Conf, S Site,
 ■ Home
 ■ Away
 N Neutral

RPI 1-25				RPI 26-50				RPI 51-100				RPI 101+				Team's RPI: 243	
RPI	S	Opponent	Score	RPI	S	Opponent	Score	RPI	S	Opponent	Score	RPI	S	Opponent	Score		
1	H	Notre Dame	54 110	27	A	Green Bay	42 81	77	A	San Diego	60 76	129	H	Akron	74 85		
15	A	Louisville	42 75	27	H	Green Bay	35 71	100	A	Wright St.	63 80	131	H	Youngstown St.	65 60		
								100	H	Wright St.	54 65	138	A	Northern Ky.	61 60		
												138	H	Northern Ky.	50 68		
												154	A	Detroit	65 85		
												154	H	Detroit	66 72		
												165	H	SIUE	69 56		
												173	A	Milwaukee	60 82		
												173	H	Milwaukee	60 70		
												175	N	Northern Colo.	63 77		
												185	A	Butler	53 72		
												205	A	Oakland	77 87		
												205	H	Oakland	81 66		
												220	H	Ill.-Chicago	50 54		
												267	H	Miami (OH)	72 75		
												277	H	Cleveland St.	66 59		
LAST 12 Division I GAMES:																	
				27	H	Green Bay	35 71	220	H	Ill.-Chicago	50 54						
				173	H	Milwaukee	60 70	131	H	Youngstown St.	65 60						
				154	A	Detroit	65 85	277	H	Cleveland St.	66 59						
				205	A	Oakland	77 87	173	A	Milwaukee	60 82						
				138	H	Northern Ky.	50 68	27	A	Green Bay	42 81						
				100	H	Wright St.	54 65	205	H	Oakland	81 66						

Page 325

Average RPI Win:	162	WON-LOST	WINNING	LAST 10	STRENGTH OF	OPP. STRENGTH	TEAM	ADJ.	CONF.	ADJ CONF.
Average RPI Loss:	47	RECORD	PCT. RANK	GAMES	SCHEDULE	OF SCHEDULE	RPI	RPI	RPI	RPI
DIV. I ONLY	15- 12	137	2- 8	55	45	85	85	2	2	
DIV. I NON-CONF.	11- 2	28	0- 0	117	214	33	33	2	2	
TOTALS	RPI 1-25	RPI 26-50	W-L RECORDS	RPI 51-100	RPI 101-150	RPI 150+				
15- 12	1- 7	1- 1	OVERALL	3- 2	1- 1	9- 1				
10- 5	0- 5	1- 0	HOME	1- 0	1- 0	7- 0				
4- 7	1- 2	0- 1	AWAY	1- 2	0- 1	2- 1				
1- 0	0- 0	0- 0	NEUTRAL	1- 0	0- 0	0- 0				
11- 2	0- 0	1- 1	NON-CONFERENCE	3- 1	0- 0	7- 0				
8- 0	0- 0	1- 0	HOME	1- 0	0- 0	6- 0				
2- 2	0- 0	0- 1	AWAY	1- 1	0- 0	1- 0				
1- 0	0- 0	0- 0	NEUTRAL	1- 0	0- 0	0- 0				
4- 10	1- 7	0- 0	CONFERENCE	0- 1	1- 1	2- 1				
2- 5	0- 5	0- 0	HOME	0- 0	1- 0	1- 0				
2- 5	1- 2	0- 0	AWAY	0- 1	0- 1	1- 1				
0- 0	0- 0	0- 0	NEUTRAL	0- 0	0- 0	0- 0				

RPI S	Opponent	Score	RPI S	Opponent	Score	RPI S	Opponent	Score	RPI S	Opponent	Score
2	H South Carolina	61 71	27	A Green Bay	56 58	56	A Auburn	45 53	123	H LSU	58 42
13	H Texas A&M	63 75	29	H Ohio	62 59	63	A Dayton	56 81	132	A Arkansas	56 57
14	A Kentucky	71 69				81	A Drexel	74 64	155	A Alabama	54 48
14	H Kentucky	55 71				87	H UT Martin	64 61	155	H Alabama	67 52
20	H Georgia	58 64				93	N New Mexico St.	71 45	158	H ETSU	65 39
21	A Florida	67 79							166	A Ole Miss	52 55
24	A Tennessee	49 58							177	A Fordham	53 40
24	H Tennessee	51 69							180	H Troy	97 43
									214	H Presbyterian	56 38
									269	H Austin Peay	73 56
									343	H Air Force	86 29
									348	H Mississippi Val.	89 39
LAST 12 Division I GAMES:											
13	H Texas A&M	63 75	20	H Georgia	58 64						
21	A Florida	67 79	14	A Kentucky	71 69						
14	H Kentucky	55 71	155	H Alabama	67 52						
24	H Tennessee	51 69	24	A Tennessee	49 58						
132	A Arkansas	56 57	123	H LSU	58 42						
56	A Auburn	45 53	155	A Alabama	54 48						

Non-Div I Games:

Vanderbilt

■ Loss,
■ Non-Conf,
■ S Site,
■ H Home
■ A Away
N Neutral

Average RPI Win: 283	WON-LOST	WINNING	LAST 10	STRENGTH OF	OPP. STRENGTH	TEAM	ADJ.	CONF.	ADJ CONF.
Average RPI Loss: 184	RECORD	PCT. RANK	GAMES	SCHEDULE	OF SCHEDULE	RPI	RPI	RPI	RPI
DIV. I ONLY	7- 20	292	2- 8	249	309	295	295	15	15
DIV. I NON-CONF.	5- 8	209	0- 0	295	348	271	271	18	18
TOTALS	RPI 1-25	RPI 26-50	W-L RECORDS	RPI 51-100	RPI 101-150	RPI 150+			
7- 20	0- 0	0- 2	OVERALL	0- 3	0- 1	7- 14			
3- 9	0- 0	0- 1	HOME	0- 2	0- 0	3- 6			
4- 11	0- 0	0- 1	AWAY	0- 1	0- 1	4- 8			
0- 0	0- 0	0- 0	NEUTRAL	0- 0	0- 0	0- 0			
5- 8	0- 0	0- 0	NON-CONFERENCE	0- 1	0- 0	5- 7			
2- 3	0- 0	0- 0	HOME	0- 1	0- 0	2- 2			
3- 5	0- 0	0- 0	AWAY	0- 0	0- 0	3- 5			
0- 0	0- 0	0- 0	NEUTRAL	0- 0	0- 0	0- 0			
2- 12	0- 0	0- 2	CONFERENCE	0- 2	0- 1	2- 7			
1- 6	0- 0	0- 1	HOME	0- 1	0- 0	1- 4			
1- 6	0- 0	0- 1	AWAY	0- 1	0- 1	1- 3			
0- 0	0- 0	0- 0	NEUTRAL	0- 0	0- 0	0- 0			

RPI S	Opponent	Score	RPI S	Opponent	Score	RPI S	Opponent	Score	RPI S	Opponent	Score	Team's RPI: 295
47	A Albany (NY)	43 72	47	H Albany (NY)	40 75	71	A Maine	51 63	144	A Stony Brook	59 73	
						71	H Maine	41 62	157	A UMBC	48 85	
						99	H Quinnipiac	65 77	157	H UMBC	60 74	
									168	A Delaware	60 71	
									202	A Brown	54 71	
									205	H Oakland	68 74	
									216	H Sacred Heart	53 51	
									217	A Hartford	50 52	
									217	H Hartford	47 51	
									227	A Dartmouth	56 54	
									235	A Columbia	56 73	
									238	H New Hampshire	83 63	
									239	A Holy Cross	63 77	
									245	A Bryant	52 68	
									247	A Binghamton	52 66	
									247	H Binghamton	53 57	
									289	H Central Conn. St.	79 63	
									321	A UMass Lowell	59 51	
									321	H UMass Lowell	66 68	
									334	H St. Francis Brooklyn	55 59	
									344	A NJIT	54 46	
									345	A Boston U.	60 45	
LAST 12 Division I GAMES:												
157	H UMBC	60 74	144	A Stony Brook	59 73							
247	A Binghamton	52 66	238	H New Hampshire	83 63							
217	A Hartford	50 52	247	H Binghamton	53 57							
321	H UMass Lowell	66 68	321	A UMass Lowell	59 51							
47	H Albany (NY)	40 75	217	H Hartford	47 51							
71	A Maine	51 63	47	A Albany (NY)	43 72							

Non-Div I Games:

Vermont

■ Loss,
 ■ Non-Conf, S Site,
 ■ Home
 ■ Away
 N Neutral

Average RPI Win: 132		WON-LOST	WINNING	LAST 10	STRENGTH OF	OPP. STRENGTH	TEAM	ADJ.	CONF.	ADJ CONF.
Average RPI Loss: 78		RECORD	PCT. RANK	GAMES	SCHEDULE	OF SCHEDULE	RPI	RPI	RPI	RPI
DIV. I ONLY		17- 10	94	6- 4	61	54	50	50	6	6
DIV. I NON-CONF.		7- 4	110	1- 0	37	47	43	43	6	6
TOTALS		RPI 1-25	RPI 26-50	W-L RECORDS	RPI 51-100	RPI 101-150	RPI 150+			
17- 10	1- 1		4- 3	OVERALL	4- 3	1- 3	7- 0			
7- 3	0- 1		3- 0	HOME	1- 1	1- 1	2- 0			
8- 6	1- 0		1- 3	AWAY	2- 1	0- 2	4- 0			
2- 1	0- 0		0- 0	NEUTRAL	1- 1	0- 0	1- 0			
7- 4	0- 0		1- 2	NON-CONFERENCE	1- 2	1- 0	4- 0			
3- 0	0- 0		1- 0	HOME	0- 0	1- 0	1- 0			
2- 3	0- 0		0- 2	AWAY	0- 1	0- 0	2- 0			
2- 1	0- 0		0- 0	NEUTRAL	1- 1	0- 0	1- 0			
10- 6	1- 1		3- 1	CONFERENCE	3- 1	0- 3	3- 0			
4- 3	0- 1		2- 0	HOME	1- 1	0- 1	1- 0			
6- 3	1- 0		1- 1	AWAY	2- 0	0- 2	2- 0			
0- 0	0- 0		0- 0	NEUTRAL	0- 0	0- 0	0- 0			

RPI 1-25				RPI 26-50				RPI 51-100				RPI 101+			
RPI	S	Opponent	Score	RPI	S	Opponent	Score	RPI	S	Opponent	Score	RPI	S	Opponent	Score
22	A	DePaul	64 60	30	H	Penn	66 46	59	N	St. Mary's (CA)	60 67	104	H	Saint Joseph's	55 49
22	H	DePaul	47 75	33	A	Seton Hall	50 60	67	A	Temple	55 61	140	A	Creighton	48 53
				33	H	Seton Hall	55 45	81	N	Drexel	67 55	140	H	Creighton	62 65
				39	A	George Washington	70 78	88	A	Marquette	82 75	148	A	Xavier	67 74
				42	A	North Carolina St.	64 70	88	H	Marquette	81 60	169	N	Sacramento St.	78 54
				45	A	St. John's (NY)	71 59	94	A	Georgetown	63 60	185	A	Butler	57 45
				45	H	St. John's (NY)	58 54	94	H	Georgetown	51 57	215	A	Lehigh	65 44
												252	H	Loyola Maryland	67 55
												263	A	Providence	76 47
												263	H	Providence	67 39
												274	A	La Salle	67 56
LAST 12 Division I GAMES:															
				94	A	Georgetown	63 60	140	A	Creighton	48 53				
				33	A	Seton Hall	50 60	30	H	Penn	66 46				
				45	A	St. John's (NY)	71 59	94	H	Georgetown	51 57				
				88	H	Marquette	81 60	45	H	St. John's (NY)	58 54				
				22	H	DePaul	47 75	33	H	Seton Hall	55 45				
				263	A	Providence	76 47	22	A	DePaul	64 60				

Non-Div I Games:

Villanova

Loss, Non-Conf, S Site, H Home A Away N Neutral

Average RPI Win:	183	WON-LOST	WINNING	LAST 10	STRENGTH OF	OPP. STRENGTH	TEAM	ADJ.	CONF.	ADJ CONF.
Average RPI Loss:	46	RECORD	PCT. RANK	GAMES	SCHEDULE	OF SCHEDULE	RPI	RPI	RPI	RPI
DIV. I ONLY	15- 13	155	3- 7	60	63	92	92	4	4	
DIV. I NON-CONF.	10- 4	86	0- 0	169	158	112	112	5	5	
TOTALS	RPI 1-25	RPI 26-50	W-L RECORDS	RPI 51-100	RPI 101-150	RPI 150+				
15- 13	0- 6	2- 1	OVERALL	3- 4	2- 2	8- 0				
9- 6	0- 3	1- 0	HOME	0- 1	0- 2	8- 0				
5- 5	0- 3	0- 1	AWAY	3- 1	2- 0	0- 0				
1- 2	0- 0	1- 0	NEUTRAL	0- 2	0- 0	0- 0				
10- 4	0- 1	1- 0	NON-CONFERENCE	2- 3	0- 0	7- 0				
7- 1	0- 0	0- 0	HOME	0- 1	0- 0	7- 0				
2- 1	0- 1	0- 0	AWAY	2- 0	0- 0	0- 0				
1- 2	0- 0	1- 0	NEUTRAL	0- 2	0- 0	0- 0				
5- 9	0- 5	1- 1	CONFERENCE	1- 1	2- 2	1- 0				
2- 5	0- 3	1- 0	HOME	0- 0	0- 2	1- 0				
3- 4	0- 2	0- 1	AWAY	1- 1	2- 0	0- 0				
0- 0	0- 0	0- 0	NEUTRAL	0- 0	0- 0	0- 0				

RPI 1-25				RPI 26-50				RPI 51-100 Team's RPI: 92				RPI 101+			
RPI	S	Opponent	Score	RPI	S	Opponent	Score	RPI	S	Opponent	Score	RPI	S	Opponent	Score
1	H	Notre Dame	46 74	26	H	Miami (FL)	76 56	52	N	Rutgers	48 60	113	A	Wake Forest	52 50
5	A	Ohio St.	73 93	27	N	Green Bay	68 59	53	A	Duke	52 67	117	H	Virginia Tech	46 66
15	A	Louisville	59 74	42	A	North Carolina St.	52 63	55	H	Iowa	73 85	118	A	Boston College	61 50
15	H	Louisville	41 59					56	A	Auburn	69 52	122	H	Pittsburgh	55 58
16	H	Syracuse	57 91					70	A	Middle Tenn.	70 66	187	H	Richmond	71 51
17	A	Florida St.	48 70					76	A	Georgia Tech	78 67	250	H	Clemson	65 48
								83	N	Tulane	62 67	253	H	Bowling Green	68 39
												254	H	Coppin St.	75 40
												303	H	Charleston So.	85 65
												320	H	Longwood	81 46
												344	H	NJIT	81 54
												347	H	Norfolk St.	86 50
LAST 12 Division I GAMES:															
250	H	Clemson	65 48	42	A	North Carolina St.	52 63								
15	A	Louisville	59 74	122	H	Pittsburgh	55 58								
118	A	Boston College	61 50	17	A	Florida St.	48 70								
16	H	Syracuse	57 91	76	A	Georgia Tech	78 67								
117	H	Virginia Tech	46 66	15	H	Louisville	41 59								
53	A	Duke	52 67	113	A	Wake Forest	52 50								

Non-Div I Games:

Virginia

■ Loss,
■ Non-Conf, S Site,
■ Home
■ Away
N Neutral

Average RPI Win:	204	WON-LOST	WINNING	LAST 10	STRENGTH OF	OPP. STRENGTH	TEAM	ADJ.	CONF.	ADJ CONF.
Average RPI Loss:	51	RECORD	PCT. RANK	GAMES	SCHEDULE	OF SCHEDULE	RPI	RPI	RPI	RPI
DIV. I ONLY	15- 12	137	1- 9	90	62	117	117	4	4	
DIV. I NON-CONF.	12- 1	9	0- 0	283	201	71	71	5	5	
TOTALS	RPI 1-25	RPI 26-50	W-L RECORDS	RPI 51-100	RPI 101-150	RPI 150+				
15- 12	1- 4	0- 3	OVERALL	1- 3	2- 2	11- 0				
12- 5	0- 0	0- 2	HOME	0- 2	1- 1	11- 0				
3- 7	1- 4	0- 1	AWAY	1- 1	1- 1	0- 0				
0- 0	0- 0	0- 0	NEUTRAL	0- 0	0- 0	0- 0				
12- 1	1- 0	0- 0	NON-CONFERENCE	0- 1	1- 0	10- 0				
10- 0	0- 0	0- 0	HOME	0- 0	0- 0	10- 0				
2- 1	1- 0	0- 0	AWAY	0- 1	1- 0	0- 0				
0- 0	0- 0	0- 0	NEUTRAL	0- 0	0- 0	0- 0				
3- 11	0- 4	0- 3	CONFERENCE	1- 2	1- 2	1- 0				
2- 5	0- 0	0- 2	HOME	0- 2	1- 1	1- 0				
1- 6	0- 4	0- 1	AWAY	1- 0	0- 1	0- 0				
0- 0	0- 0	0- 0	NEUTRAL	0- 0	0- 0	0- 0				

RPI	S	Opponent	Score	RPI	S	Opponent	Score	RPI	S	Opponent	Score	RPI	S	Opponent	Score	Team's RPI: 117
1	A	Notre Dame	41 80	26	A	Miami (FL)	56 67	53	H	Duke	62 66	118	H	Boston College	58 33	
15	A	Louisville	45 56	26	H	Miami (FL)	45 57	76	H	Georgia Tech	34 51	122	H	Pittsburgh	48 59	
16	A	Syracuse	39 60	42	H	North Carolina St.	61 72	92	A	Virginia	66 46	125	A	North Carolina	67 71	
17	A	Florida St.	50 68					94	A	Georgetown	56 73	130	A	Penn St.	64 59	
24	A	Tennessee	57 43									184	H	George Mason	80 63	
												201	H	Radford	47 40	
												214	H	Presbyterian	58 44	
												226	H	Furman	59 30	
												229	H	Col. of Charleston	81 47	
												244	H	Morgan St.	73 33	
												250	H	Clemson	79 49	
												254	H	Coppin St.	72 39	
												263	H	Providence	62 46	
												306	H	Wofford	73 42	
												330	H	Mt. St. Mary's	59 42	
LAST 12 Division I GAMES:																
26	A	Miami (FL)	56 67	17	A	Florida St.	50 68									
53	H	Duke	62 66	26	H	Miami (FL)	45 57									
122	H	Pittsburgh	48 59	1	A	Notre Dame	41 80									
125	A	North Carolina	67 71	42	H	North Carolina St.	61 72									
92	A	Virginia	66 46	250	H	Clemson	79 49									
76	H	Georgia Tech	34 51	16	A	Syracuse	39 60									

Non-Div I Games:

Virginia Tech

■ Loss,
■ Non-Conf,
■ S Site,
■ H Home
■ A Away
N Neutral

Average RPI Win: 325	WON-LOST	WINNING	LAST 10	STRENGTH OF	OPP. STRENGTH	TEAM	ADJ.	CONF.	ADJ CONF.
Average RPI Loss: 222	RECORD	PCT. RANK	GAMES	SCHEDULE	OF SCHEDULE	RPI	RPI	RPI	RPI
DIV. I ONLY	5- 22	316	3- 7	322	319	341	341	30	30
DIV. I NON-CONF.	2- 9	296	0- 0	273	104	320	320	32	32
TOTALS	RPI 1-25	RPI 26-50	W-L RECORDS	RPI 51-100	RPI 101-150	RPI 150+			
5- 22	0- 1	0- 1	OVERALL	0- 0	0- 3	5- 17			
3- 9	0- 0	0- 0	HOME	0- 0	0- 1	3- 8			
2- 13	0- 1	0- 1	AWAY	0- 0	0- 2	2- 9			
0- 0	0- 0	0- 0	NEUTRAL	0- 0	0- 0	0- 0			
2- 9	0- 1	0- 1	NON-CONFERENCE	0- 0	0- 3	2- 4			
2- 2	0- 0	0- 0	HOME	0- 0	0- 1	2- 1			
0- 7	0- 1	0- 1	AWAY	0- 0	0- 2	0- 3			
0- 0	0- 0	0- 0	NEUTRAL	0- 0	0- 0	0- 0			
3- 13	0- 0	0- 0	CONFERENCE	0- 0	0- 0	3- 13			
1- 7	0- 0	0- 0	HOME	0- 0	0- 0	1- 7			
2- 6	0- 0	0- 0	AWAY	0- 0	0- 0	2- 6			
0- 0	0- 0	0- 0	NEUTRAL	0- 0	0- 0	0- 0			

RPI 1-25				RPI 26-50				RPI 51-100				RPI 101+ Team's RPI: 341			
RPI	S	Opponent	Score	RPI	S	Opponent	Score	RPI	S	Opponent	Score	RPI	S	Opponent	Score
5	A	Ohio St.	47 106	30	A	Penn	50 78					122	A	Pittsburgh	41 67
												143	A	Old Dominion	57 71
												144	H	Stony Brook	62 73
												164	A	Yale	60 78
												166	H	Ole Miss	49 86
												216	A	Sacred Heart	62 73
												216	H	Sacred Heart	73 77
												219	A	Robert Morris	44 64
												235	A	Columbia	48 67
												245	A	Bryant	67 94
												245	H	Bryant	71 82
												260	A	Saint Francis (PA)	78 93
												260	H	Saint Francis (PA)	74 87
												289	A	Central Conn. St.	64 63
												289	H	Central Conn. St.	52 62
												310	A	Fairleigh Dickinson	67 75
												310	H	Fairleigh Dickinson	57 73
												322	H	Lafayette	69 48
												325	H	LIU Brooklyn	63 73
												329	A	Delaware St.	44 66
												330	A	Mt. St. Mary's	55 64
												330	H	Mt. St. Mary's	50 59
												334	A	St. Francis Brooklyn	82 78
												334	H	St. Francis Brooklyn	70 53
												344	H	NJIT	76 53
LAST 12 Division I GAMES:															
310	A	Fairleigh Dickinson	67 75	334	A	St. Francis Brooklyn	82 78								
289	A	Central Conn. St.	64 63	330	A	Mt. St. Mary's	55 64								
260	H	Saint Francis (PA)	74 87	334	H	St. Francis Brooklyn	70 53								
245	A	Bryant	67 94	216	H	Sacred Heart	73 77								
330	H	Mt. St. Mary's	50 59	325	H	LIU Brooklyn	63 73								
310	H	Fairleigh Dickinson	57 73	289	H	Central Conn. St.	52 62								

Non-Div I Games:

Wagner

■ Loss,
 ■ Non-Conf,
 ■ S Site,
 ■ Home
 ■ A Away
 N Neutral

Wake Forest

Through Games Of Feb. 22, 2016

Average RPI Win:	174	WON-LOST	WINNING	LAST 10	STRENGTH OF	OPP. STRENGTH	TEAM	ADJ.	CONF.	ADJ CONF.
Average RPI Loss:	60	RECORD	PCT. RANK	GAMES	SCHEDULE	OF SCHEDULE	RPI	RPI	RPI	RPI
DIV. I ONLY	15- 12	137	6- 4	100	30	113	113	4	4	
DIV. I NON-CONF.	9- 4	95	0- 0	298	100	176	176	5	5	
TOTALS	RPI 1-25	RPI 26-50	W-L RECORDS	RPI 51-100	RPI 101-150	RPI 150+				
15- 12	0- 4	1- 3	OVERALL	1- 2	5- 2	8- 1				
9- 6	0- 3	1- 0	HOME	1- 1	3- 1	4- 1				
5- 5	0- 1	0- 3	AWAY	0- 1	2- 0	3- 0				
1- 1	0- 0	0- 0	NEUTRAL	0- 0	0- 1	1- 0				
9- 4	0- 0	0- 1	NON-CONFERENCE	0- 0	2- 2	7- 1				
6- 2	0- 0	0- 0	HOME	0- 0	2- 1	4- 1				
2- 1	0- 0	0- 1	AWAY	0- 0	0- 0	2- 0				
1- 1	0- 0	0- 0	NEUTRAL	0- 0	0- 1	1- 0				
6- 8	0- 4	1- 2	CONFERENCE	1- 2	3- 0	1- 0				
3- 4	0- 3	1- 0	HOME	1- 1	1- 0	0- 0				
3- 4	0- 1	0- 2	AWAY	0- 1	2- 0	1- 0				
0- 0	0- 0	0- 0	NEUTRAL	0- 0	0- 0	0- 0				

RPI 1-25				RPI 26-50				RPI 51-100				RPI 101+ Team's RPI: 113			
RPI	S	Opponent	Score	RPI	S	Opponent	Score	RPI	S	Opponent	Score	RPI	S	Opponent	Score
1	H	Notre Dame	52 86	26	A	Miami (FL)	60 71	53	A	Duke	68 95	101	H	Belmont	64 78
15	A	Louisville	54 78	28	A	Missouri	81 94	53	H	Duke	64 58	118	A	Boston College	65 59
16	H	Syracuse	65 91	42	A	North Carolina St.	47 64	92	H	Virginia	50 52	122	A	Pittsburgh	60 49
17	H	Florida St.	55 96	42	H	North Carolina St.	63 58					123	H	LSU	60 57
												125	H	North Carolina	75 63
												141	H	Jacksonville	57 51
												150	N	Hampton	42 47
												158	H	ETSU	69 52
												167	H	Davidson	77 58
												181	H	Wisconsin	51 64
												187	H	Richmond	43 33
												250	A	Clemson	55 45
												270	A	American	71 70
												274	H	La Salle	61 53
												276	N	Coastal Caro.	81 52
												301	A	FIU	57 53
LAST 12 Division I GAMES:															
		1	H	Notre Dame	52	86				17	H	Florida St.	55	96	
		53	H	Duke	64	58				118	A	Boston College	65	59	
		250	A	Clemson	55	45				125	H	North Carolina	75	63	
		42	H	North Carolina St.	63	58				16	H	Syracuse	65	91	
		122	A	Pittsburgh	60	49				26	A	Miami (FL)	60	71	
		15	A	Louisville	54	78				92	H	Virginia	50	52	

Non-Div I Games:

Wake Forest

■ Loss,
■ Non-Conf,
■ S Site,
■ H Home
■ A Away
N Neutral

Average RPI Win:	124	WON-LOST	WINNING	LAST 10	STRENGTH OF	OPP. STRENGTH	TEAM	ADJ.	CONF.	ADJ CONF.
Average RPI Loss:	26	RECORD	PCT. RANK	GAMES	SCHEDULE	OF SCHEDULE	RPI	RPI	RPI	RPI
DIV. I ONLY	18- 9	77	5- 5	12	15	32	32	1	1	
DIV. I NON-CONF.	9- 2	37	0- 0	41	124	36	36	1	1	
TOTALS	RPI 1-25	RPI 26-50	W-L RECORDS	RPI 51-100	RPI 101-150	RPI 150+				
18- 9	1- 6	2- 1	OVERALL	6- 2	4- 0	5- 0				
10- 4	1- 2	1- 1	HOME	3- 1	1- 0	4- 0				
7- 4	0- 3	1- 0	AWAY	3- 1	2- 0	1- 0				
1- 1	0- 1	0- 0	NEUTRAL	0- 0	1- 0	0- 0				
9- 2	0- 1	0- 1	NON-CONFERENCE	3- 0	2- 0	4- 0				
6- 1	0- 0	0- 1	HOME	2- 0	0- 0	4- 0				
2- 0	0- 0	0- 0	AWAY	1- 0	1- 0	0- 0				
1- 1	0- 1	0- 0	NEUTRAL	0- 0	1- 0	0- 0				
9- 7	1- 5	2- 0	CONFERENCE	3- 2	2- 0	1- 0				
4- 3	1- 2	1- 0	HOME	1- 1	1- 0	0- 0				
5- 4	0- 3	1- 0	AWAY	2- 1	1- 0	1- 0				
0- 0	0- 0	0- 0	NEUTRAL	0- 0	0- 0	0- 0				

RPI	S	Opponent	Score	RPI	S	Opponent	Score	Team's RPI: 32	RPI	S	Opponent	Score	RPI	S	Opponent	Score
7	H	Oregon St.	53 61	34	H	Oklahoma	68 71		54	H	UC Riverside	78 43	133	A	Fresno St.	89 79
8	A	Arizona St.	57 77	43	A	Southern California	61 53		60	H	Oregon	63 75	134	A	Arizona	74 52
8	H	Arizona St.	61 68	43	H	Southern California	69 60		62	H	Santa Clara	100 55	134	H	Arizona	63 47
9	A	UCLA	59 63						65	A	South Dakota	77 64	142	N	Texas Tech	77 73
9	H	UCLA	64 56						73	A	Washington St.	79 64	176	A	Colorado	76 74
10	A	Stanford	53 69						73	H	Washington St.	69 63	199	H	Weber St.	69 56
16	N	Syracuse	62 66						78	A	Utah	83 88	249	H	San Diego St.	80 51
									95	A	California	75 65	257	H	Seattle	96 55
													287	H	Portland	83 65
LAST 12 Division I GAMES:																
8	A	Arizona St.	57 77	95	A	California	75 65		10	A	Stanford	53 69				
134	A	Arizona	74 52	73	H	Washington St.	69 63		43	H	Southern California	69 60				
9	A	UCLA	59 63	9	H	UCLA	64 56		7	H	Oregon St.	53 61	134	H	Arizona	63 47
43	A	Southern California	61 53													

Non-Div I Games:

Washington

■ Loss,
 ■ Non-Conf, S Site,
 ■ Home
 ■ Away
 N Neutral

Average RPI Win: 160		WON-LOST	WINNING	LAST 10	STRENGTH OF	OPP. STRENGTH	TEAM	ADJ.	CONF.	ADJ CONF.
Average RPI Loss: 34		RECORD	PCT. RANK	GAMES	SCHEDULE	OF SCHEDULE	RPI	RPI	RPI	RPI
DIV. I ONLY		13- 14	184	1- 9	32	11	73	73	1	1
DIV. I NON-CONF.		9- 2	37	0- 0	120	97	28	28	1	1
TOTALS		RPI 1-25	RPI 26-50	W-L RECORDS	RPI 51-100	RPI 101-150	RPI 150+			
13- 14	0- 7		1- 3	OVERALL	1- 4	6- 0	5- 0			
6- 5	0- 3		1- 1	HOME	0- 1	3- 0	2- 0			
6- 9	0- 4		0- 2	AWAY	1- 3	3- 0	2- 0			
1- 0	0- 0		0- 0	NEUTRAL	0- 0	0- 0	1- 0			
9- 2	0- 1		0- 0	NON-CONFERENCE	1- 1	4- 0	4- 0			
4- 0	0- 0		0- 0	HOME	0- 0	2- 0	2- 0			
4- 2	0- 1		0- 0	AWAY	1- 1	2- 0	1- 0			
1- 0	0- 0		0- 0	NEUTRAL	0- 0	0- 0	1- 0			
4- 12	0- 6		1- 3	CONFERENCE	0- 3	2- 0	1- 0			
2- 5	0- 3		1- 1	HOME	0- 1	1- 0	0- 0			
2- 7	0- 3		0- 2	AWAY	0- 2	1- 0	1- 0			
0- 0	0- 0		0- 0	NEUTRAL	0- 0	0- 0	0- 0			

RPI 1-25				RPI 26-50				RPI 51-100				Team's RPI: 73		RPI 101+			
RPI	S	Opponent	Score	RPI	S	Opponent	Score	RPI	S	Opponent	Score	RPI	S	Opponent	Score		
7	H	Oregon St.	45 54	32	A	Washington	63 69	59	A	St. Mary's (CA)	71 75	108	H	Gonzaga	55 48		
8	A	Arizona St.	39 61	32	H	Washington	64 79	60	H	Oregon	48 73	121	A	Hawaii	62 52		
8	H	Arizona St.	45 63	43	A	Southern California	62 64	77	A	San Diego	78 72	134	A	Arizona	62 61		
9	A	UCLA	61 73	43	H	Southern California	73 61	78	A	Utah	71 73	134	H	Arizona	67 46		
9	H	UCLA	73 75					95	A	California	71 74	145	A	Boise St.	57 52		
10	A	Stanford	52 69									150	H	Hampton	68 61		
19	A	Oklahoma St.	60 70									176	A	Colorado	74 66		
												196	H	San Jose St.	95 80		
												218	A	Kansas	66 53		
												258	H	UC Santa Barbara	61 44		
												323	N	Nevada	70 57		
LAST 12 Division I GAMES:																	
134	A	Arizona	62 61	10	A	Stanford	52 69										
8	A	Arizona St.	39 61	95	A	California	71 74										
43	A	Southern California	62 64	32	A	Washington	63 69										
9	A	UCLA	61 73	9	H	UCLA	73 75										
7	H	Oregon St.	45 54	43	H	Southern California	73 61										
60	H	Oregon	48 73	8	H	Arizona St.	45 63										

Non-Div I Games:

Washington St.

Loss, Non-Conf, S Site, H Home A Away N Neutral

Average RPI Win:	256	WON-LOST	WINNING	LAST 10	STRENGTH OF	OPP. STRENGTH	TEAM	ADJ.	CONF.	ADJ CONF.
Average RPI Loss:	138	RECORD	PCT. RANK	GAMES	SCHEDULE	OF SCHEDULE	RPI	RPI	RPI	RPI
DIV. I ONLY	16- 7	72	7- 3	347	88	199	199	20	20	
DIV. I NON-CONF.	6- 3	99	0- 0	310	107	165	165	22	22	
TOTALS	RPI 1-25	RPI 26-50	W-L RECORDS	RPI 51-100	RPI 101-150	RPI 150+				
16- 7	0- 1	0- 1	OVERALL	0- 0	1- 1	15- 4				
6- 4	0- 1	0- 0	HOME	0- 0	0- 1	6- 2				
9- 3	0- 0	0- 1	AWAY	0- 0	1- 0	8- 2				
1- 0	0- 0	0- 0	NEUTRAL	0- 0	0- 0	1- 0				
6- 3	0- 1	0- 1	NON-CONFERENCE	0- 0	0- 0	6- 1				
1- 2	0- 1	0- 0	HOME	0- 0	0- 0	1- 1				
4- 1	0- 0	0- 1	AWAY	0- 0	0- 0	4- 0				
1- 0	0- 0	0- 0	NEUTRAL	0- 0	0- 0	1- 0				
10- 4	0- 0	0- 0	CONFERENCE	0- 0	1- 1	9- 3				
5- 2	0- 0	0- 0	HOME	0- 0	0- 1	5- 1				
5- 2	0- 0	0- 0	AWAY	0- 0	1- 0	4- 2				
0- 0	0- 0	0- 0	NEUTRAL	0- 0	0- 0	0- 0				

RPI 1-25				RPI 26-50				RPI 51-100				RPI 101+ Team's RPI: 199			
RPI	S	Opponent	Score	RPI	S	Opponent	Score	RPI	S	Opponent	Score	RPI	S	Opponent	Score
12	H	BYU	51 68	32	A	Washington	56 69					114	A	North Dakota	62 56
												114	H	North Dakota	78 85
												169	A	Sacramento St.	64 87
												169	H	Sacramento St.	77 66
												175	A	Northern Colo.	63 65
												175	H	Northern Colo.	82 79
												206	H	Utah Valley	61 56
												211	N	Stephen F. Austin	56 46
												225	A	North Texas	45 38
												229	H	Col. of Charleston	42 50
												232	A	Idaho St.	61 46
												232	H	Idaho St.	57 58
												275	A	Northern Ariz.	76 56
												275	H	Northern Ariz.	95 88
												287	A	Portland	57 55
												296	A	Denver	61 49
												315	A	Portland St.	75 58
												315	H	Portland St.	102 73
												328	A	Southern Utah	69 51
												328	H	Southern Utah	75 56
												338	A	Cal St. Fullerton	60 40
LAST 12 Division I GAMES:															
275	H	Northern Ariz.	95 88	328	A	Southern Utah	69 51								
328	H	Southern Utah	75 56	275	A	Northern Ariz.	76 56								
315	A	Portland St.	75 58	232	H	Idaho St.	57 58								
169	A	Sacramento St.	64 87	169	H	Sacramento St.	77 66								
114	H	North Dakota	78 85	315	H	Portland St.	102 73								
175	H	Northern Colo.	82 79	175	A	Northern Colo.	63 65								

Non-Div I Games: Westminster (UT) 79 46 Bethesda (CA) 86 60

Weber St.

Loss, Non-Conf, S Site, H Home A Away N Neutral

Average RPI Win:	164	WON-LOST	WINNING	LAST 10	STRENGTH OF	OPP. STRENGTH	TEAM	ADJ.	CONF.	ADJ CONF.
Average RPI Loss:	28	RECORD	PCT. RANK	GAMES	SCHEDULE	OF SCHEDULE	RPI	RPI	RPI	RPI
DIV. I ONLY	20- 8	66	6- 4	56	51	37	37	3	3	
DIV. I NON-CONF.	11- 2	28	0- 0	182	220	59	59	3	3	
TOTALS	RPI 1-25	RPI 26-50	W-L RECORDS	RPI 51-100	RPI 101-150	RPI 150+				
20- 8	0- 5	5- 2	OVERALL	3- 0	2- 1	10- 0				
11- 2	0- 2	2- 0	HOME	2- 0	1- 0	6- 0				
4- 5	0- 3	1- 1	AWAY	1- 0	1- 1	1- 0				
5- 1	0- 0	2- 1	NEUTRAL	0- 0	0- 0	3- 0				
11- 2	0- 0	2- 1	NON-CONFERENCE	1- 0	0- 1	8- 0				
6- 0	0- 0	0- 0	HOME	1- 0	0- 0	5- 0				
0- 1	0- 0	0- 0	AWAY	0- 0	0- 1	0- 0				
5- 1	0- 0	2- 1	NEUTRAL	0- 0	0- 0	3- 0				
9- 6	0- 5	3- 1	CONFERENCE	2- 0	2- 0	2- 0				
5- 2	0- 2	2- 0	HOME	1- 0	1- 0	1- 0				
4- 4	0- 3	1- 1	AWAY	1- 0	1- 0	1- 0				
0- 0	0- 0	0- 0	NEUTRAL	0- 0	0- 0	0- 0				

RPI 1-25				RPI 26-50				Team's RPI: 37	RPI 51-100				RPI 101+			
RPI	S	Opponent	Score	RPI	S	Opponent	Score		RPI	S	Opponent	Score	RPI	S	Opponent	Score
3	A	Baylor	64 69	34	A	Oklahoma	54 57		86	A	TCU	97 84	108	A	Gonzaga	57 62
3	H	Baylor	61 71	34	H	Oklahoma	63 55		96	H	Iowa St.	57 47	142	A	Texas Tech	69 42
6	A	Texas	50 73	40	N	James Madison	69 62		97	H	Elon	67 57	142	H	Texas Tech	79 57
6	H	Texas	54 65	43	N	Southern California	67 78						153	N	Marshall	66 60
19	A	Oklahoma St.	51 63	46	N	Indiana	75 64						164	N	Yale	70 60
				48	A	Kansas St.	72 53						218	A	Kansas	65 45
				48	H	Kansas St.	64 44						218	H	Kansas	72 35
													230	N	Grand Canyon	68 50
													254	H	Coppin St.	96 64
													305	H	Morehead St.	94 56
													310	H	Fairleigh Dickinson	91 42
													320	H	Longwood	74 43
													329	H	Delaware St.	77 34
LAST 12 Division I GAMES:																
6	A	Texas	50 73	3	H	Baylor	61 71									
34	H	Oklahoma	63 55	34	A	Oklahoma	54 57									
19	A	Oklahoma St.	51 63	86	A	TCU	97 84									
96	H	Iowa St.	57 47	218	H	Kansas	72 35									
48	H	Kansas St.	64 44	3	A	Baylor	64 69									
142	A	Texas Tech	69 42	142	H	Texas Tech	79 57									

Non-Div I Games:

West Virginia

■ Loss,
 ■ Non-Conf,
 ■ S Site,
 ■ H Home
 ■ A Away
 N Neutral

Average RPI Win: 299	WON-LOST	WINNING	LAST 10	STRENGTH OF	OPP. STRENGTH	TEAM	ADJ.	CONF.	ADJ CONF.
Average RPI Loss: 168	RECORD	PCT. RANK	GAMES	SCHEDULE	OF SCHEDULE	RPI	RPI	RPI	RPI
DIV. I ONLY	3- 21	337	2- 8	146	282	311	311	17	17
DIV. I NON-CONF.	1- 10	330	0- 0	150	345	305	305	15	15
TOTALS	RPI 1-25	RPI 26-50	W-L RECORDS	RPI 51-100	RPI 101-150	RPI 150+			
3- 21	0- 0	0- 1	OVERALL	0- 3	0- 5	3- 12			
2- 7	0- 0	0- 0	HOME	0- 1	0- 3	2- 3			
0- 14	0- 0	0- 1	AWAY	0- 2	0- 2	0- 9			
1- 0	0- 0	0- 0	NEUTRAL	0- 0	0- 0	1- 0			
1- 10	0- 0	0- 1	NON-CONFERENCE	0- 1	0- 1	1- 7			
0- 2	0- 0	0- 0	HOME	0- 0	0- 1	0- 1			
0- 8	0- 0	0- 1	AWAY	0- 1	0- 0	0- 6			
1- 0	0- 0	0- 0	NEUTRAL	0- 0	0- 0	1- 0			
2- 11	0- 0	0- 0	CONFERENCE	0- 2	0- 4	2- 5			
2- 5	0- 0	0- 0	HOME	0- 1	0- 2	2- 2			
0- 6	0- 0	0- 0	AWAY	0- 1	0- 2	0- 3			
0- 0	0- 0	0- 0	NEUTRAL	0- 0	0- 0	0- 0			

RPI S	Opponent	Score	RPI S	Opponent	Score	RPI S	Opponent	Score	RPI S	Opponent	Score	Team's RPI: 311
42	A North Carolina St.	55 86	51	A Chattanooga	59 77	111	A Mercer	42 63	111	H Mercer	88 92	
			51	H Chattanooga	51 65	112	A Samford	52 57	112	H Samford	42 59	
			53	A Duke	47 84	120	H UNC Asheville	45 67	158	A ETSU	62 74	
						158	H ETSU	43 45	167	A Davidson	51 64	
						183	A Eastern Ky.	62 91	200	A USC Upstate	59 68	
						226	A Furman	56 71	226	H Furman	76 83	
						255	H Bethune-Cookman	59 66	281	A Campbell	66 73	
						292	A Kennesaw St.	53 65	294	N Florida A&M	69 53	
						297	H UNCG	84 72	303	A Charleston So.	59 80	
						306	A Wofford	71 72	306	H Wofford	74 72	
LAST 12 Division I GAMES:												
226	A Furman	56 71	297	H UNCG	84 72							
306	A Wofford	71 72	306	H Wofford	74 72							
51	H Chattanooga	51 65	226	H Furman	76 83							
158	H ETSU	43 45	158	A ETSU	62 74							
112	A Samford	52 57	51	A Chattanooga	59 77							
111	A Mercer	42 63	111	H Mercer	88 92							

Non-Div I Games: Anderson (SC) 72 55 Brevard 68 60 Warren Wilson 106 52

Western Caro.

Average RPI Win:	280	WON-LOST	WINNING	LAST 10	STRENGTH OF	OPP. STRENGTH	TEAM	ADJ.	CONF.	ADJ CONF.
Average RPI Loss:	136	RECORD	PCT. RANK	GAMES	SCHEDULE	OF SCHEDULE	RPI	RPI	RPI	RPI
DIV. I ONLY	12- 13	185	5- 5	289	220	228	228	18	18	
DIV. I NON-CONF.	5- 6	180	0- 0	304	233	248	248	19	19	
TOTALS	RPI 1-25	RPI 26-50	W-L RECORDS	RPI 51-100	RPI 101-150	RPI 150+				
12- 13	0- 0	0- 1	OVERALL	0- 4	1- 4	11- 4				
6- 4	0- 0	0- 0	HOME	0- 1	1- 1	5- 2				
5- 8	0- 0	0- 1	AWAY	0- 3	0- 3	5- 1				
1- 1	0- 0	0- 0	NEUTRAL	0- 0	0- 0	1- 1				
5- 6	0- 0	0- 1	NON-CONFERENCE	0- 1	0- 1	5- 3				
2- 2	0- 0	0- 0	HOME	0- 0	0- 0	2- 2				
2- 3	0- 0	0- 1	AWAY	0- 1	0- 1	2- 0				
1- 1	0- 0	0- 0	NEUTRAL	0- 0	0- 0	1- 1				
7- 7	0- 0	0- 0	CONFERENCE	0- 3	1- 3	6- 1				
4- 2	0- 0	0- 0	HOME	0- 1	1- 1	3- 0				
3- 5	0- 0	0- 0	AWAY	0- 2	0- 2	3- 1				
0- 0	0- 0	0- 0	NEUTRAL	0- 0	0- 0	0- 0				

RPI 1-25				RPI 26-50				RPI 51-100				RPI 101+				Team's RPI: 228	
RPI	S	Opponent	Score	RPI	S	Opponent	Score	RPI	S	Opponent	Score	RPI	S	Opponent	Score		
				48	A	Kansas St.	45 84	55	A	Iowa	81 96	114	A	North Dakota	67 78		
								61	A	South Dakota St.	63 85	126	A	IUPUI	87 96		
								65	A	South Dakota	50 86	126	H	IUPUI	60 68		
								65	H	South Dakota	77 102	147	A	Oral Roberts	55 79		
												147	H	Oral Roberts	72 61		
												165	H	SIUE	78 74		
												204	H	Southeast Mo. St.	84 89		
												220	H	Ill.-Chicago	70 78		
												255	N	Bethune-Cookman	75 59		
												259	A	Omaha	66 79		
												259	H	Omaha	74 55		
												283	N	Towson	77 83		
												296	A	Denver	80 69		
												296	H	Denver	63 60		
												314	A	North Dakota St.	94 82		
												316	A	IPFW	78 74		
												316	H	IPFW	88 87		
												319	A	Illinois St.	79 64		
												339	A	Eastern Ill.	92 69		
												340	H	Chicago St.	88 50		
LAST 12 Division I GAMES:																	
				147	A	Oral Roberts	55 79	65	H	South Dakota	77 102						
				65	A	South Dakota	50 86	61	A	South Dakota St.	63 85						
				296	A	Denver	80 69	314	A	North Dakota St.	94 82						
				126	A	IUPUI	87 96	296	H	Denver	63 60						
				316	H	IPFW	88 87	126	H	IUPUI	60 68						
				259	H	Omaha	74 55	316	A	IPFW	78 74						

Non-Div I Games: Ashford 86 58 Central Methodist 108 46

Western Ill.

Average RPI Win:	183	WON-LOST	WINNING	LAST 10	STRENGTH OF	OPP. STRENGTH	TEAM	ADJ.	CONF.	ADJ CONF.
Average RPI Loss:	82	RECORD	PCT. RANK	GAMES	SCHEDULE	OF SCHEDULE	RPI	RPI	RPI	RPI
DIV. I ONLY	19- 5	31	7- 3	145	111	49	49	12	12	
DIV. I NON-CONF.	8- 2	51	0- 0	207	117	55	55	10	10	
TOTALS	RPI 1-25	RPI 26-50	W-L RECORDS	RPI 51-100	RPI 101-150	RPI 150+				
19- 5	1- 1	0- 0	OVERALL	1- 3	5- 0	12- 1				
10- 1	1- 1	0- 0	HOME	1- 0	2- 0	6- 0				
8- 4	0- 0	0- 0	AWAY	0- 3	3- 0	5- 1				
1- 0	0- 0	0- 0	NEUTRAL	0- 0	0- 0	1- 0				
8- 2	1- 0	0- 0	NON-CONFERENCE	0- 1	2- 0	5- 1				
4- 0	1- 0	0- 0	HOME	0- 0	1- 0	2- 0				
3- 2	0- 0	0- 0	AWAY	0- 1	1- 0	2- 1				
1- 0	0- 0	0- 0	NEUTRAL	0- 0	0- 0	1- 0				
11- 3	0- 1	0- 0	CONFERENCE	1- 2	3- 0	7- 0				
6- 1	0- 1	0- 0	HOME	1- 0	1- 0	4- 0				
5- 2	0- 0	0- 0	AWAY	0- 2	2- 0	3- 0				
0- 0	0- 0	0- 0	NEUTRAL	0- 0	0- 0	0- 0				

RPI 1-25				RPI 26-50				Team's RPI: 49				RPI 51-100				RPI 101+			
RPI	S	Opponent	Score	RPI	S	Opponent	Score	RPI	S	Opponent	Score	RPI	S	Opponent	Score	RPI	S	Opponent	Score
15	H	Louisville	71 69									70	A	Middle Tenn.	75 83	101	H	Belmont	80 65
25	H	UTEP	78 85									72	A	Ball St.	60 74	143	A	Old Dominion	85 74
												75	A	Charlotte	72 81	143	H	Old Dominion	68 51
												75	H	Charlotte	77 66	146	A	UAB	63 49
																149	A	UT Arlington	73 64
																153	A	Marshall	80 76
																153	H	Marshall	81 52
																166	A	Ole Miss	53 59
																183	H	Eastern Ky.	76 60
																184	N	George Mason	84 58
																189	A	Fla. Atlantic	81 62
																224	H	Rice	52 49
																225	H	North Texas	65 53
																229	A	Col. of Charleston	78 44
																265	H	UTSA	72 65
																269	H	Austin Peay	88 69
																301	A	FIU	71 69
																331	A	Lipscomb	64 56
LAST 12 Division I GAMES:																			
75	A	Charlotte	72 81	146	A	UAB	63 49												
143	A	Old Dominion	85 74	75	H	Charlotte	77 66												
153	A	Marshall	80 76	143	H	Old Dominion	68 51												
25	H	UTEP	78 85	225	H	North Texas	65 53												
265	H	UTSA	72 65	224	H	Rice	52 49												
70	A	Middle Tenn.	75 83	189	A	Fla. Atlantic	81 62												

Non-Div I Games: Alas. Anchorage 62 58

Western Ky.

■ Loss,
 ■ Non-Conf,
 ■ S Site,
 ■ H Home
 ■ A Away
 N Neutral

Average RPI Win:	246	WON-LOST	WINNING	LAST 10	STRENGTH OF	OPP. STRENGTH	TEAM	ADJ.	CONF.	ADJ CONF.
Average RPI Loss:	70	RECORD	PCT. RANK	GAMES	SCHEDULE	OF SCHEDULE	RPI	RPI	RPI	RPI
DIV. I ONLY	13- 11	148	5- 5	120	157	115	115	11	11	
DIV. I NON-CONF.	6- 4	125	0- 0	158	195	109	109	13	13	
TOTALS	RPI 1-25	RPI 26-50	W-L RECORDS	RPI 51-100	RPI 101-150	RPI 150+				
13- 11	0- 1	0- 2	OVERALL	0- 7	2- 1	11- 0				
6- 2	0- 0	0- 0	HOME	0- 2	1- 0	5- 0				
6- 7	0- 1	0- 1	AWAY	0- 4	1- 1	5- 0				
1- 2	0- 0	0- 1	NEUTRAL	0- 1	0- 0	1- 0				
6- 4	0- 1	0- 1	NON-CONFERENCE	0- 1	0- 1	6- 0				
2- 0	0- 0	0- 0	HOME	0- 0	0- 0	2- 0				
3- 2	0- 1	0- 0	AWAY	0- 0	0- 1	3- 0				
1- 2	0- 0	0- 1	NEUTRAL	0- 1	0- 0	1- 0				
7- 7	0- 0	0- 1	CONFERENCE	0- 6	2- 0	5- 0				
4- 2	0- 0	0- 0	HOME	0- 2	1- 0	3- 0				
3- 5	0- 0	0- 1	AWAY	0- 4	1- 0	2- 0				
0- 0	0- 0	0- 0	NEUTRAL	0- 0	0- 0	0- 0				

RPI 1-25				RPI 26-50				RPI 51-100				RPI 101+ Team's RPI: 115			
RPI	S	Opponent	Score	RPI	S	Opponent	Score	RPI	S	Opponent	Score	RPI	S	Opponent	Score
23	A	Michigan St.	40 78	29	A	Ohio	63 73	69	N	FGCU	42 60	106	A	Northwestern	62 86
				31	N	Mississippi St.	68 90	72	A	Ball St.	54 60	129	H	Akron	69 65
								72	H	Ball St.	53 77	139	A	Buffalo	92 78
								84	A	Central Mich.	51 53	154	H	Detroit	70 66
								91	A	Eastern Mich.	66 70	178	A	Loyola Chicago	68 45
								98	A	Toledo	73 80	213	N	Gardner-Webb	71 44
								98	H	Toledo	68 80	253	A	Bowling Green	65 49
												253	H	Bowling Green	74 45
												267	H	Miami (OH)	80 66
												304	A	Bradley	72 59
												316	A	IPFW	70 48
												324	A	Kent St.	65 53
												324	H	Kent St.	73 52
												340	H	Chicago St.	65 56
LAST 12 Division I GAMES:															
				72	A	Ball St.	54 60	84	A	Central Mich.	51 53				
				129	H	Akron	69 65	72	H	Ball St.	53 77				
				253	A	Bowling Green	65 49	139	A	Buffalo	92 78				
				91	A	Eastern Mich.	66 70	267	H	Miami (OH)	80 66				
				98	H	Toledo	68 80	324	H	Kent St.	73 52				
				324	A	Kent St.	65 53	98	A	Toledo	73 80				

Non-Div I Games: Ferris St. 73 41 Wis.-Parkside 56 49

Western Mich.

Loss, Non-Conf, S Site, H Home A Away N Neutral

Average RPI Win:	255	WON-LOST	WINNING	LAST 10	STRENGTH OF	OPP. STRENGTH	TEAM	ADJ.	CONF.	ADJ CONF.
Average RPI Loss:	161	RECORD	PCT. RANK	GAMES	SCHEDULE	OF SCHEDULE	RPI	RPI	RPI	RPI
DIV. I ONLY	7- 19	285	3- 4	200	224	288	288	21	21	
DIV. I NON-CONF.	3- 8	258	1- 0	136	245	251	251	17	17	
TOTALS	RPI 1-25	RPI 26-50	W-L RECORDS	RPI 51-100	RPI 101-150	RPI 150+				
7- 19	0- 1	0- 2	OVERALL	0- 1	1- 6	6- 9				
5- 8	0- 1	0- 1	HOME	0- 1	1- 2	4- 3				
2- 10	0- 0	0- 1	AWAY	0- 0	0- 4	2- 5				
0- 1	0- 0	0- 0	NEUTRAL	0- 0	0- 0	0- 1				
3- 8	0- 1	0- 2	NON-CONFERENCE	0- 0	0- 1	3- 4				
2- 4	0- 1	0- 1	HOME	0- 0	0- 0	2- 2				
1- 3	0- 0	0- 1	AWAY	0- 0	0- 1	1- 1				
0- 1	0- 0	0- 0	NEUTRAL	0- 0	0- 0	0- 1				
4- 11	0- 0	0- 0	CONFERENCE	0- 1	1- 5	3- 5				
3- 4	0- 0	0- 0	HOME	0- 1	1- 2	2- 1				
1- 7	0- 0	0- 0	AWAY	0- 0	0- 3	1- 4				
0- 0	0- 0	0- 0	NEUTRAL	0- 0	0- 0	0- 0				

RPI 1-25				RPI 26-50				RPI 51-100				RPI 101+ Team's RPI: 288			
RPI	S	Opponent	Score	RPI	S	Opponent	Score	RPI	S	Opponent	Score	RPI	S	Opponent	Score
24	H	Tennessee	51 58	28	H	Missouri	37 57	90	H	Missouri St.	57 77	107	A	UNI	48 69
				41	A	Arkansas St.	40 67					107	H	UNI	44 55
												109	A	Drake	59 81
												109	H	Drake	56 87
												136	A	Southern Ill.	66 80
												136	H	Southern Ill.	57 48
												140	A	Creighton	54 79
												178	A	Loyola Chicago	55 60
												178	H	Loyola Chicago	65 62
												187	N	Richmond	50 63
												198	H	Eastern Wash.	62 67
												204	H	Southeast Mo. St.	62 66
												209	A	Indiana St.	33 59
												234	H	N.C. A&T	55 53
												272	A	Tennessee Tech	48 54
												280	H	Prairie View	64 36
												301	A	FIU	76 62
												304	A	Bradley	44 50
												304	H	Bradley	50 55
												319	A	Illinois St.	49 70
												327	A	Evansville	44 31
												327	H	Evansville	58 50
LAST 12 Division I GAMES:															
301	A	FIU	76 62	109	A	Drake	59 81								
136	A	Southern Ill.	66 80	90	H	Missouri St.	57 77								
327	A	Evansville	44 31	327	H	Evansville	58 50								
178	H	Loyola Chicago	65 62	136	H	Southern Ill.	57 48								
304	H	Bradley	50 55	304	A	Bradley	44 50								
107	A	UNI	48 69	178	A	Loyola Chicago	55 60								

Non-Div I Games:

Wichita St.

■ Loss,
■ Non-Conf, S Site,
■ Home
■ Away
N Neutral

Average RPI Win:	280	WON-LOST	WINNING	LAST 10	STRENGTH OF	OPP. STRENGTH	TEAM	ADJ.	CONF.	ADJ CONF.
Average RPI Loss:	179	RECORD	PCT. RANK	GAMES	SCHEDULE	OF SCHEDULE	RPI	RPI	RPI	RPI
DIV. I ONLY	4- 21	324	2- 8	185	269	318	318	28	28	
DIV. I NON-CONF.	1- 8	320	0- 0	66	48	252	252	29	29	
TOTALS	RPI 1-25	RPI 26-50	W-L RECORDS	RPI 51-100	RPI 101-150	RPI 150+				
4- 21	0- 1	0- 2	OVERALL	0- 2	0- 4	4- 12				
4- 5	0- 0	0- 0	HOME	0- 0	0- 1	4- 4				
0- 15	0- 1	0- 1	AWAY	0- 2	0- 3	0- 8				
0- 1	0- 0	0- 1	NEUTRAL	0- 0	0- 0	0- 0				
1- 8	0- 1	0- 2	NON-CONFERENCE	0- 2	0- 1	1- 2				
1- 0	0- 0	0- 0	HOME	0- 0	0- 0	1- 0				
0- 7	0- 1	0- 1	AWAY	0- 2	0- 1	0- 2				
0- 1	0- 0	0- 1	NEUTRAL	0- 0	0- 0	0- 0				
3- 13	0- 0	0- 0	CONFERENCE	0- 0	0- 3	3- 10				
3- 5	0- 0	0- 0	HOME	0- 0	0- 1	3- 4				
0- 8	0- 0	0- 0	AWAY	0- 0	0- 2	0- 6				
0- 0	0- 0	0- 0	NEUTRAL	0- 0	0- 0	0- 0				

RPI 1-25				RPI 26-50				RPI 51-100				RPI 101+ Team's RPI: 318			
RPI	S	Opponent	Score	RPI	S	Opponent	Score	RPI	S	Opponent	Score	RPI	S	Opponent	Score
2	A	South Carolina	37 86	29	N	Ohio	54 75	53	A	Duke	50 78	116	A	Liberty	61 77
				34	A	Oklahoma	48 78	56	A	Auburn	33 76	120	A	UNC Asheville	55 63
												120	H	UNC Asheville	59 67
												129	A	Akron	59 76
												201	A	Radford	44 66
												213	A	Gardner-Webb	52 70
												213	H	Gardner-Webb	81 62
												214	H	Presbyterian	48 59
												226	A	Furman	52 71
												229	A	Col. of Charleston	63 77
												248	A	High Point	60 80
												248	H	High Point	67 74
												276	H	Coastal Caro.	52 43
												281	A	Campbell	56 69
												281	H	Campbell	50 49
												303	A	Charleston So.	51 54
												303	H	Charleston So.	50 58
												320	A	Longwood	60 67
												320	H	Longwood	60 63
												349	H	N.C. Central	62 39
LAST 12 Division I GAMES:															
248	A	High Point	60 80	320	A	Longwood	60 67	281	H	Campbell	50 49				
281	A	Campbell	56 69	248	H	High Point	67 74	116	A	Liberty	61 77				
276	H	Coastal Caro.	52 43	214	H	Presbyterian	48 59	201	A	Radford	44 66				
213	A	Gardner-Webb	52 70												
120	H	UNC Asheville	59 67												
303	H	Charleston So.	50 58												

Non-Div I Games:

Winthrop

■ Loss,
 ■ Non-Conf,
 ■ S Site,
 ■ Home
 ■ A Away
 N Neutral

Average RPI Win:	135	WON-LOST	WINNING	LAST 10	STRENGTH OF	OPP. STRENGTH	TEAM	ADJ.	CONF.	ADJ CONF.
Average RPI Loss:	74	RECORD	PCT. RANK	GAMES	SCHEDULE	OF SCHEDULE	RPI	RPI	RPI	RPI
DIV. I ONLY	7- 19	285	1- 9	42	22	181	181	5	5	
DIV. I NON-CONF.	4- 6	201	0- 0	73	79	158	158	4	4	
TOTALS	RPI 1-25	RPI 26-50	W-L RECORDS	RPI 51-100	RPI 101-150	RPI 150+				
7- 19	0- 5	1- 2	OVERALL	1- 7	2- 2	3- 3				
5- 9	0- 3	1- 1	HOME	1- 2	1- 2	2- 1				
1- 10	0- 2	0- 1	AWAY	0- 5	1- 0	0- 2				
1- 0	0- 0	0- 0	NEUTRAL	0- 0	0- 0	1- 0				
4- 6	0- 1	0- 1	NON-CONFERENCE	0- 2	1- 1	3- 1				
2- 3	0- 1	0- 1	HOME	0- 0	0- 1	2- 0				
1- 3	0- 0	0- 0	AWAY	0- 2	1- 0	0- 1				
1- 0	0- 0	0- 0	NEUTRAL	0- 0	0- 0	1- 0				
3- 13	0- 4	1- 1	CONFERENCE	1- 5	1- 1	0- 2				
3- 6	0- 2	1- 0	HOME	1- 2	1- 1	0- 1				
0- 7	0- 2	0- 1	AWAY	0- 3	0- 0	0- 1				
0- 0	0- 0	0- 0	NEUTRAL	0- 0	0- 0	0- 0				

RPI 1-25				RPI 26-50				RPI 51-100				RPI 101+ Team's RPI: 181			
RPI	S	Opponent	Score	RPI	S	Opponent	Score	RPI	S	Opponent	Score	RPI	S	Opponent	Score
5	A	Ohio St.	61 87	27	H	Green Bay	58 72	52	A	Rutgers	41 61	106	H	Northwestern	53 71
11	H	Maryland	65 90	46	A	Indiana	57 67	55	H	Iowa	54 57	109	H	Drake	70 89
21	H	Florida	75 91	46	H	Indiana	73 69	57	H	Purdue	64 57	113	A	Wake Forest	64 51
23	A	Michigan St.	67 77					63	A	Dayton	64 87	130	H	Penn St.	82 62
23	H	Michigan St.	54 77					66	A	Michigan	65 82	152	A	Illinois	65 71
								80	H	Minnesota	77 84	152	H	Illinois	56 76
								82	A	Nebraska	62 75	168	N	Delaware	54 52
								88	A	Marquette	61 77	172	H	Louisiana Tech	79 65
												249	A	San Diego St.	57 63
												261	H	Northern Ill.	89 62
LAST 12 Division I GAMES:															
106	H	Northwestern	53 71	23	H	Michigan St.	54 77								
152	H	Illinois	56 76	82	A	Nebraska	62 75								
46	A	Indiana	57 67	80	H	Minnesota	77 84								
66	A	Michigan	65 82	11	H	Maryland	65 90								
57	H	Purdue	64 57	152	A	Illinois	65 71								
5	A	Ohio St.	61 87	55	H	Iowa	54 57								

Non-Div I Games:

Wisconsin

■ Loss,
■ Non-Conf,
■ S Site,
■ H Home
■ A Away
N Neutral

Average RPI Win: 291	WON-LOST	WINNING	LAST 10	STRENGTH OF	OPP. STRENGTH	TEAM	ADJ.	CONF.	ADJ CONF.
Average RPI Loss: 177	RECORD	PCT. RANK	GAMES	SCHEDULE	OF SCHEDULE	RPI	RPI	RPI	RPI
DIV. I ONLY	7- 17	280	3- 6	269	290	306	306	17	17
DIV. I NON-CONF.	4- 8	234	0- 0	247	349	289	289	15	15
TOTALS	RPI 1-25	RPI 26-50	W-L RECORDS	RPI 51-100	RPI 101-150	RPI 150+			
7- 17	0- 0	0- 0	OVERALL	0- 3	0- 4	7- 10			
6- 6	0- 0	0- 0	HOME	0- 1	0- 3	6- 2			
1- 11	0- 0	0- 0	AWAY	0- 2	0- 1	1- 8			
0- 0	0- 0	0- 0	NEUTRAL	0- 0	0- 0	0- 0			
4- 8	0- 0	0- 0	NON-CONFERENCE	0- 1	0- 2	4- 5			
4- 1	0- 0	0- 0	HOME	0- 0	0- 1	4- 0			
0- 7	0- 0	0- 0	AWAY	0- 1	0- 1	0- 5			
0- 0	0- 0	0- 0	NEUTRAL	0- 0	0- 0	0- 0			
3- 9	0- 0	0- 0	CONFERENCE	0- 2	0- 2	3- 5			
2- 5	0- 0	0- 0	HOME	0- 1	0- 2	2- 2			
1- 4	0- 0	0- 0	AWAY	0- 1	0- 0	1- 3			
0- 0	0- 0	0- 0	NEUTRAL	0- 0	0- 0	0- 0			

RPI 1-25			RPI 26-50			RPI 51-100				RPI 101+			Team's RPI: 306		
RPI	S	Opponent	Score	RPI	S	Opponent	Score	RPI	S	Opponent	Score	RPI	S	Opponent	Score
								51	A	Chattanooga	48 65	111	H	Mercer	61 70
								51	H	Chattanooga	40 53	112	H	Samford	39 58
								80	A	Minnesota	54 98	117	A	Virginia Tech	42 73
												120	H	UNC Asheville	63 70
												158	A	ETSU	69 70
												158	H	ETSU	54 70
												194	A	William & Mary	55 75
												201	H	Radford	79 70
												213	A	Gardner-Webb	61 64
												226	A	Furman	64 70
												226	H	Furman	61 70
												276	A	Coastal Caro.	69 83
												291	H	Jacksonville St.	66 54
												292	H	Kennesaw St.	70 59
												297	A	UNCG	58 56
												297	H	UNCG	104 64
												299	A	South Carolina St.	47 60
												303	A	Charleston So.	64 74
												311	A	Western Caro.	72 74
												311	H	Western Caro.	72 71
												349	H	N.C. Central	60 37
LAST 12 Division I GAMES:															
				297	H	UNCG	104 64					111	H	Mercer	61 70
				311	H	Western Caro.	72 71					311	A	Western Caro.	72 74
				226	A	Furman	64 70					297	A	UNCG	58 56
				51	A	Chattanooga	48 65					226	H	Furman	61 70
				158	A	ETSU	69 70					158	H	ETSU	54 70
				112	H	Samford	39 58					51	H	Chattanooga	40 53

Non-Div I Games: Montreat 83 48 Bluefield Col. 69 58

Wofford

Loss, Non-Conf, S Site, H Home A Away N Neutral

Average RPI Win:	220	WON-LOST	WINNING	LAST 10	STRENGTH OF	OPP. STRENGTH	TEAM	ADJ.	CONF.	ADJ CONF.
Average RPI Loss:	84	RECORD	PCT. RANK	GAMES	SCHEDULE	OF SCHEDULE	RPI	RPI	RPI	RPI
DIV. I ONLY	18- 7	62	6- 4	196	126	100	100	14	14	
DIV. I NON-CONF.	8- 3	77	0- 0	275	80	131	131	16	16	
TOTALS	RPI 1-25	RPI 26-50	W-L RECORDS	RPI 51-100	RPI 101-150	RPI 150+				
18- 7	0- 1	1- 2	OVERALL	0- 1	2- 1	15- 2				
8- 4	0- 1	0- 1	HOME	0- 0	1- 0	7- 2				
8- 2	0- 0	0- 1	AWAY	0- 0	1- 1	7- 0				
2- 1	0- 0	1- 0	NEUTRAL	0- 1	0- 0	1- 0				
8- 3	0- 1	1- 1	NON-CONFERENCE	0- 1	0- 0	7- 0				
4- 1	0- 1	0- 0	HOME	0- 0	0- 0	4- 0				
2- 1	0- 0	0- 1	AWAY	0- 0	0- 0	2- 0				
2- 1	0- 0	1- 0	NEUTRAL	0- 1	0- 0	1- 0				
10- 4	0- 0	0- 1	CONFERENCE	0- 0	2- 1	8- 2				
4- 3	0- 0	0- 1	HOME	0- 0	1- 0	3- 2				
6- 1	0- 0	0- 0	AWAY	0- 0	1- 1	5- 0				
0- 0	0- 0	0- 0	NEUTRAL	0- 0	0- 0	0- 0				

RPI 1-25				RPI 26-50				RPI 51-100 Team's RPI: 100				RPI 101+			
RPI	S	Opponent	Score	RPI	S	Opponent	Score	RPI	S	Opponent	Score	RPI	S	Opponent	Score
20	H	Georgia	57 63	26	A	Miami (FL)	67 80	55	N	Iowa	77 83	131	A	Youngstown St.	69 72
				27	H	Green Bay	58 63					138	A	Northern Ky.	76 65
				39	N	George Washington	77 71					138	H	Northern Ky.	66 61
LAST 12 Division I GAMES:															
154	H	Detroit	93 95	131	A	Youngstown St.	69 72	205	H	Oakland	79 63	27	H	Green Bay	58 63
205	H	Oakland	79 63	173	H	Milwaukee	60 82	205	A	Oakland	77 72	154	A	Detroit	89 71
138	A	Northern Ky.	76 65	205	A	Oakland	77 72	154	A	Detroit	89 71	173	H	Milwaukee	60 82
220	A	Ill.-Chicago	80 72	154	A	Detroit	89 71	138	H	Northern Ky.	66 61	220	A	Ill.-Chicago	80 72
243	A	Valparaiso	65 54	138	H	Northern Ky.	66 61	220	H	Ill.-Chicago	73 62	243	A	Valparaiso	65 54
277	A	Cleveland St.	93 65	220	H	Ill.-Chicago	73 62	243	H	Valparaiso	80 63	243	H	Valparaiso	80 63
				243	H	Valparaiso	80 63	269	H	Austin Peay	77 56	269	H	Austin Peay	77 56
				269	H	Austin Peay	77 56	277	A	Cleveland St.	93 65	277	A	Cleveland St.	93 65
				277	A	Cleveland St.	93 65	278	N	Houston	75 61	278	N	Houston	75 61
								309	H	Southeastern La.	106 72	309	H	Southeastern La.	106 72
								324	A	Kent St.	73 68	324	A	Kent St.	73 68
								331	H	Lipscomb	92 65	331	H	Lipscomb	92 65

Non-Div I Games: Mt. St. Joseph 117 26 Cincinnati Christian 107 44

Wright St.

Wyoming

Through Games Of Feb. 22, 2016

Average RPI Win: 251	WON-LOST	WINNING	LAST 10	STRENGTH OF	OPP. STRENGTH	TEAM	ADJ.	CONF.	ADJ CONF.
Average RPI Loss: 153	RECORD	PCT. RANK	GAMES	SCHEDULE	OF SCHEDULE	RPI	RPI	RPI	RPI
DIV. I ONLY	11- 13	205	3- 7	228	247	236	236	19	19
DIV. I NON-CONF.	6- 3	99	0- 0	203	308	126	126	20	20
TOTALS	RPI 1-25	RPI 26-50	W-L RECORDS	RPI 51-100	RPI 101-150	RPI 150+			
11- 13	0- 0	0- 2	OVERALL	0- 1	1- 5	10- 5			
8- 5	0- 0	0- 1	HOME	0- 1	1- 1	7- 2			
3- 8	0- 0	0- 1	AWAY	0- 0	0- 4	3- 3			
0- 0	0- 0	0- 0	NEUTRAL	0- 0	0- 0	0- 0			
6- 3	0- 0	0- 0	NON-CONFERENCE	0- 1	0- 2	6- 0			
4- 1	0- 0	0- 0	HOME	0- 1	0- 0	4- 0			
2- 2	0- 0	0- 0	AWAY	0- 0	0- 2	2- 0			
0- 0	0- 0	0- 0	NEUTRAL	0- 0	0- 0	0- 0			
5- 10	0- 0	0- 2	CONFERENCE	0- 0	1- 3	4- 5			
4- 4	0- 0	0- 1	HOME	0- 0	1- 1	3- 2			
1- 6	0- 0	0- 1	AWAY	0- 0	0- 2	1- 3			
0- 0	0- 0	0- 0	NEUTRAL	0- 0	0- 0	0- 0			

RPI S	Opponent	Score	RPI S	Opponent	Score	RPI S	Opponent	Score	RPI S	Opponent	Score	Team's RPI: 236
44	A Colorado St.	42 63	44	H Colorado St.	57 62	59	H St. Mary's (CA)	64 70	108	A Gonzaga	57 61	
									133	A Fresno St.	52 64	
									133	H Fresno St.	42 49	
									137	A Idaho	57 61	
									145	A Boise St.	49 58	
									145	H Boise St.	82 58	
									160	H Montana St.	75 69	
									176	H Colorado	77 68	
									182	H New Mexico	66 48	
									192	H Montana	68 61	
									196	H San Jose St.	66 67	
									203	A Utah St.	75 84	
									212	A UNLV	37 66	
									249	H San Diego St.	77 84	
									258	H UC Santa Barbara	76 67	
									296	A Denver	75 64	
									323	A Nevada	65 68	
									323	H Nevada	68 53	
									338	A Cal St. Fullerton	61 56	
									343	A Air Force	67 45	
									343	H Air Force	84 56	
LAST 12 Division I GAMES:												
44	H Colorado St.	57 62	133	H Fresno St.	42 49							
133	A Fresno St.	52 64	145	A Boise St.	49 58							
145	H Boise St.	82 58	323	A Nevada	65 68							
203	A Utah St.	75 84	182	H New Mexico	66 48							
343	H Air Force	84 56	196	H San Jose St.	66 67							
44	A Colorado St.	42 63	212	A UNLV	37 66							

Non-Div I Games: Chadron St. 81 53

Wyoming

■ Loss,
 ■ Non-Conf,
 ■ S Site,
 ■ H Home
 ■ A Away
 N Neutral

Average RPI Win:	219	WON-LOST	WINNING	LAST 10	STRENGTH OF	OPP. STRENGTH	TEAM	ADJ.	CONF.	ADJ CONF.
Average RPI Loss:	56	RECORD	PCT. RANK	GAMES	SCHEDULE	OF SCHEDULE	RPI	RPI	RPI	RPI
DIV. I ONLY	17- 10	94	3- 7	229	78	148	148	6	6	
DIV. I NON-CONF.	9- 2	37	0- 0	336	237	190	190	6	6	
TOTALS	RPI 1-25	RPI 26-50	W-L RECORDS	RPI 51-100	RPI 101-150	RPI 150+				
17- 10	0- 2	1- 4	OVERALL	2- 3	1- 1	13- 0				
15- 4	0- 1	1- 2	HOME	2- 1	1- 0	11- 0				
2- 6	0- 0	0- 0	AWAY	0- 0	0- 0	2- 0				
0- 0	0- 0	0- 0	NEUTRAL	0- 0	0- 0	0- 0				
9- 2	0- 0	0- 0	NON-CONFERENCE	0- 2	0- 0	9- 0				
9- 1	0- 0	0- 0	HOME	0- 1	0- 0	9- 0				
0- 1	0- 0	0- 0	AWAY	0- 1	0- 0	0- 0				
0- 0	0- 0	0- 0	NEUTRAL	0- 0	0- 0	0- 0				
8- 8	0- 2	1- 4	CONFERENCE	2- 1	1- 1	4- 0				
6- 3	0- 1	1- 2	HOME	2- 0	1- 0	2- 0				
2- 5	0- 1	0- 2	AWAY	0- 1	0- 1	2- 0				
0- 0	0- 0	0- 0	NEUTRAL	0- 0	0- 0	0- 0				

RPI 1-25				RPI 26-50				RPI 51-100				RPI 101+ Team's RPI: 148			
RPI	S	Opponent	Score	RPI	S	Opponent	Score	RPI	S	Opponent	Score	RPI	S	Opponent	Score
22	A	DePaul	52 82	33	A	Seton Hall	66 82	66	A	Michigan	54 92	140	A	Creighton	47 74
22	H	DePaul	53 70	33	H	Seton Hall	67 72	70	H	Middle Tenn.	53 62	140	H	Creighton	57 55
				45	A	St. John's (NY)	41 57	88	A	Marquette	69 74	185	A	Butler	73 63
				45	H	St. John's (NY)	56 69	88	H	Marquette	71 66	185	H	Butler	55 47
				50	H	Villanova	74 67	94	H	Georgetown	59 54	195	H	Cincinnati	65 56
												201	H	Radford	63 56
												247	H	Binghamton	64 55
												263	A	Providence	62 54
												263	H	Providence	72 47
												272	H	Tennessee Tech	64 47
												285	H	UMES	61 56
												292	H	Kennesaw St.	62 59
												309	H	Southeastern La.	67 27
												327	H	Evansville	65 57
												333	H	Howard	70 47
LAST 12 Division I GAMES:															
33	H	Seton Hall	67 72	185	H	Butler	55 47								
45	H	St. John's (NY)	56 69	45	A	St. John's (NY)	41 57								
88	A	Marquette	69 74	33	A	Seton Hall	66 82								
22	A	DePaul	52 82	22	H	DePaul	53 70								
140	H	Creighton	57 55	88	H	Marquette	71 66								
263	H	Providence	72 47	263	A	Providence	62 54								

Non-Div I Games:

Xavier

Average RPI Win:	235	WON-LOST	WINNING	LAST 10	STRENGTH OF	OPP. STRENGTH	TEAM	ADJ.	CONF.	ADJ CONF.
Average RPI Loss:	89	RECORD	PCT. RANK	GAMES	SCHEDULE	OF SCHEDULE	RPI	RPI	RPI	RPI
DIV. I ONLY	10- 16	240	2- 8	59	169	164	164	10	10	
DIV. I NON-CONF.	8- 8	160	1- 1	101	184	143	143	12	12	
TOTALS	RPI 1-25	RPI 26-50	W-L RECORDS	RPI 51-100	RPI 101-150	RPI 150+				
10- 16	0- 0	0- 8	OVERALL	0- 2	2- 3	8- 3				
7- 5	0- 0	0- 2	HOME	0- 1	1- 1	6- 1				
1- 10	0- 0	0- 5	AWAY	0- 1	0- 2	1- 2				
2- 1	0- 0	0- 1	NEUTRAL	0- 0	1- 0	1- 0				
8- 8	0- 0	0- 4	NON-CONFERENCE	0- 2	2- 2	6- 0				
6- 1	0- 0	0- 0	HOME	0- 1	1- 0	5- 0				
0- 6	0- 0	0- 3	AWAY	0- 1	0- 2	0- 0				
2- 1	0- 0	0- 1	NEUTRAL	0- 0	1- 0	1- 0				
2- 8	0- 0	0- 4	CONFERENCE	0- 0	0- 1	2- 3				
1- 4	0- 0	0- 2	HOME	0- 0	0- 1	1- 1				
1- 4	0- 0	0- 2	AWAY	0- 0	0- 0	1- 2				
0- 0	0- 0	0- 0	NEUTRAL	0- 0	0- 0	0- 0				

RPI S	Opponent	Score	RPI S	Opponent	Score	RPI S	Opponent	Score	RPI S	Opponent	Score	Team's RPI: 164
30	A Penn	49 68	30	H Penn	59 77	63	A Dayton	75 81	103	H Harvard	69 72	
37	N West Virginia	60 70	38	A Princeton	50 65	64	H Army West Point	61 65	118	A Boston College	60 73	
38	A Princeton	81 94	45	A St. John's (NY)	56 69				119	N Iona	63 48	
46	A Indiana	60 76	47	A Albany (NY)	70 74				125	A North Carolina	63 70	
									144	H Stony Brook	62 57	
									174	A Cornell	63 74	
									202	A Brown	48 39	
									202	H Brown	81 54	
									227	H Dartmouth	63 68	
									231	H Manhattan	62 36	
									235	A Columbia	71 77	
									238	H New Hampshire	63 46	
									239	H Holy Cross	69 59	
									310	N Fairleigh Dickinson	77 58	
									319	H Illinois St.	60 47	
									341	H Wagner	78 60	
LAST 12 Division I GAMES:												
30	H Penn	59 77	38	A Princeton	50 65							
38	H Princeton	81 94	30	A Penn	49 68							
103	H Harvard	69 72	202	A Brown	48 39							
227	H Dartmouth	63 68	202	H Brown	81 54							
174	A Cornell	63 74	118	A Boston College	60 73							
235	A Columbia	71 77	238	H New Hampshire	63 46							

Non-Div I Games: Albertus Magnus 67 34

Yale

■ Loss,
 ■ Non-Conf,
 ■ S Site,
 ■ H Home
 ■ A Away
 N Neutral

Average RPI Win:	203	WON-LOST	WINNING	LAST 10	STRENGTH OF	OPP. STRENGTH	TEAM	ADJ.	CONF.	ADJ CONF.
Average RPI Loss:	156	RECORD	PCT. RANK	GAMES	SCHEDULE	OF SCHEDULE	RPI	RPI	RPI	RPI
DIV. I ONLY	14- 9	105	4- 6	164	190	131	131	14	14	
DIV. I NON-CONF.	7- 2	57	0- 0	278	243	106	106	16	16	
TOTALS	RPI 1-25	RPI 26-50	W-L RECORDS	RPI 51-100	RPI 101-150	RPI 150+				
14- 9	0- 0	0- 2	OVERALL	2- 0	0- 3	12- 4				
8- 4	0- 0	0- 1	HOME	1- 0	0- 1	7- 2				
6- 5	0- 0	0- 1	AWAY	1- 0	0- 2	5- 2				
0- 0	0- 0	0- 0	NEUTRAL	0- 0	0- 0	0- 0				
7- 2	0- 0	0- 0	NON-CONFERENCE	1- 0	0- 2	6- 0				
5- 0	0- 0	0- 0	HOME	0- 0	0- 0	5- 0				
2- 2	0- 0	0- 0	AWAY	1- 0	0- 2	1- 0				
0- 0	0- 0	0- 0	NEUTRAL	0- 0	0- 0	0- 0				
7- 7	0- 0	0- 2	CONFERENCE	1- 0	0- 1	6- 4				
3- 4	0- 0	0- 1	HOME	1- 0	0- 1	2- 2				
4- 3	0- 0	0- 1	AWAY	0- 0	0- 0	4- 2				
0- 0	0- 0	0- 0	NEUTRAL	0- 0	0- 0	0- 0				

RPI S	Opponent	Score	RPI S	Opponent	Score	RPI S	Opponent	Score	RPI S	Opponent	Score	Team's RPI: 131
27	A Green Bay	35 69	27	H Green Bay	60 68	89	A Bucknell	55 47	129	A Akron	49 74	
						100	H Wright St.	72 69	130	A Penn St.	51 68	
									138	H Northern Ky.	77 88	
									154	A Detroit	72 70	
									154	H Detroit	68 69	
									173	A Milwaukee	70 62	
									173	H Milwaukee	69 67	
									201	H Radford	54 53	
									205	A Oakland	96 77	
									205	H Oakland	67 63	
									210	H Canisius	53 51	
									219	H Robert Morris	55 46	
									220	A Ill.-Chicago	69 64	
									243	A Valparaiso	60 65	
									262	H Tennessee St.	69 58	
									277	A Cleveland St.	68 75	
									277	H Cleveland St.	43 53	
									308	A Niagara	71 54	
									324	H Kent St.	91 61	
LAST 12 Division I GAMES:												
277	H Cleveland St.	43 53	100	H Wright St.	72 69							
173	A Milwaukee	70 62	243	A Valparaiso	60 65							
27	A Green Bay	35 69	220	A Ill.-Chicago	69 64							
154	H Detroit	68 69	277	A Cleveland St.	68 75							
205	H Oakland	67 63	27	H Green Bay	60 68							
138	H Northern Ky.	77 88	173	H Milwaukee	69 67							

Non-Div I Games: Lake Erie 89 61 Salem Int'l 80 40

Youngstown St.

Loss, Non-Conf, S Site, H Home A Away N Neutral