

Average RPI Win: 287		WON-LOST	WINNING	LAST 10	STRENGTH OF	OPP. STRENGTH	TEAM	ADJ.	CONF.	ADJ CONF.
Average RPI Loss: 194		RECORD	PCT. RANK	GAMES	SCHEDULE	OF SCHEDULE	RPI	RPI	RPI	RPI
DIV. I ONLY		8- 16	263	6- 4	303	307	313	313	27	27
DIV. I NON-CONF.		2- 7	280	0- 0	235	317	323	323	26	26
TOTALS	RPI 1-25		RPI 26-50		W-L RECORDS	RPI 51-100	RPI 101-150		RPI 150+	
8- 16	0- 0		0- 0		OVERALL	0- 2	0- 2		8- 12	
6- 9	0- 0		0- 0		HOME	0- 1	0- 1		6- 7	
2- 6	0- 0		0- 0		AWAY	0- 0	0- 1		2- 5	
0- 1	0- 0		0- 0		NEUTRAL	0- 1	0- 0		0- 0	
2- 7	0- 0		0- 0		NON-CONFERENCE	0- 1	0- 0		2- 6	
2- 4	0- 0		0- 0		HOME	0- 0	0- 0		2- 4	
0- 2	0- 0		0- 0		AWAY	0- 0	0- 0		0- 2	
0- 1	0- 0		0- 0		NEUTRAL	0- 1	0- 0		0- 0	
6- 9	0- 0		0- 0		CONFERENCE	0- 1	0- 2		6- 6	
4- 5	0- 0		0- 0		HOME	0- 1	0- 1		4- 3	
2- 4	0- 0		0- 0		AWAY	0- 0	0- 1		2- 3	
0- 0	0- 0		0- 0		NEUTRAL	0- 0	0- 0		0- 0	

RPI 1-25				RPI 26-50				RPI 51-100				RPI 101+				Team's RPI: 313	
RPI	S	Opponent	Score	RPI	S	Opponent	Score	RPI	S	Opponent	Score	RPI	S	Opponent	Score		
								69	H	Abilene Christian	65	71	111	H	Central Ark.	55	66
								93	N	New Mexico St.	51	70	128	A	Northwestern St.	43	60
													159	H	East Carolina	46	82
													162	A	McNeese St.	51	72
													177	A	Fordham	49	67
													192	H	Cal Poly	45	56
													207	H	UTRGV	49	46
													212	A	Stephen F. Austin	59	72
													212	H	UNLV	51	65
													212	H	Stephen F. Austin	66	71
													224	H	Rice	60	55
													235	H	Sam Houston St.	81	71
													244	A	Texas Southern	43	51
													245	H	Houston Baptist	59	73
													280	H	Houston	73	76
													285	A	Lamar	70	75
													307	H	Southeastern La.	69	67
													317	H	Nicholls St.	62	64
													330	A	Incarnate Word	57	56
													330	H	Incarnate Word	69	55
													333	A	New Orleans	75	64
													333	H	New Orleans	73	59
LAST 12 Division I GAMES:																	
				330	H	Incarnate Word	69	55	212	H	Stephen F. Austin	66	71				
				69	H	Abilene Christian	65	71	330	A	Incarnate Word	57	56				
				212	A	Stephen F. Austin	59	72	333	H	New Orleans	73	59				
				333	A	New Orleans	75	64	307	H	Southeastern La.	69	67				
				235	H	Sam Houston St.	81	71	317	H	Nicholls St.	62	64				
				245	H	Houston Baptist	59	73	128	A	Northwestern St.	43	60				

Non-Div I Games:	Western N.M.	57	42	Angelo St.	80	85
------------------	--------------	----	----	------------	----	----

A&M-Corpus Christi

Loss, Non-Conf, S Site, H Home A Away N Neutral

Average RPI Win: 228	WON-LOST	WINNING	LAST 10	STRENGTH OF	OPP. STRENGTH	TEAM	ADJ.	CONF.	ADJ CONF.
Average RPI Loss: 158	RECORD	PCT. RANK	GAMES	SCHEDULE	OF SCHEDULE	RPI	RPI	RPI	RPI
DIV. I ONLY	18- 3	16	9- 1	272	244	69	69	27	27
DIV. I NON-CONF.	5- 2	86	0- 0	78	191	35	35	26	26
TOTALS	RPI 1-25	RPI 26-50	W-L RECORDS	RPI 51-100	RPI 101-150	RPI 150+			
18- 3	0- 0	0- 1	OVERALL	1- 0	3- 1	14- 1			
7- 0	0- 0	0- 0	HOME	0- 0	1- 0	6- 0			
9- 3	0- 0	0- 1	AWAY	0- 0	2- 1	7- 1			
2- 0	0- 0	0- 0	NEUTRAL	1- 0	0- 0	1- 0			
5- 2	0- 0	0- 1	NON-CONFERENCE	1- 0	1- 1	3- 0			
1- 0	0- 0	0- 0	HOME	0- 0	0- 0	1- 0			
2- 2	0- 0	0- 1	AWAY	0- 0	1- 1	1- 0			
2- 0	0- 0	0- 0	NEUTRAL	1- 0	0- 0	1- 0			
13- 1	0- 0	0- 0	CONFERENCE	0- 0	2- 0	11- 1			
6- 0	0- 0	0- 0	HOME	0- 0	1- 0	5- 0			
7- 1	0- 0	0- 0	AWAY	0- 0	1- 0	6- 1			
0- 0	0- 0	0- 0	NEUTRAL	0- 0	0- 0	0- 0			

RPI 1-25			RPI 26-50			RPI 51-100			Team's RPI: 69	RPI 101+		
RPI	S	Opponent	Score	RPI	S	Opponent	Score	RPI	S	Opponent	Score	
				48	A	Kansas St.	45 76	92	N	Eastern Mich.	83 59	
										111	A	Central Ark. 61 49
										128	H	Northwestern St. 67 46
										137	A	Idaho 71 59
										141	A	Texas Tech 65 71
										162	H	McNeese St. 79 62
										197	A	Eastern Wash. 72 60
										212	A	Stephen F. Austin 85 70
										230	N	Grand Canyon 75 71
										235	A	Sam Houston St. 87 76
										235	H	Sam Houston St. 67 55
										245	H	Houston Baptist 77 60
										263	H	UTSA 79 60
										285	A	Lamar 54 63
										285	H	Lamar 90 62
										307	A	Southeastern La. 88 72
										307	H	Southeastern La. 72 70
										313	A	A&M-Corpus Christi 71 65
										317	A	Nicholls St. 71 68
										330	A	Incarinate Word 86 71
LAST 12 Division I GAMES:												
307	H	Southeastern La.	72 70	245	H	Houston Baptist	77 60					
313	A	A&M-Corpus Christi	71 65	330	A	Incarinate Word	86 71					
235	H	Sam Houston St.	67 55	235	A	Sam Houston St.	87 76					
307	A	Southeastern La.	88 72	212	A	Stephen F. Austin	85 70					
285	A	Lamar	54 63	162	H	McNeese St.	79 62					
285	H	Lamar	90 62	317	A	Nicholls St.	71 68					

Non-Div I Games: Southwest (NM) 91 39 Schreiner 79 51 Wayland Baptist 96 71 Missouri Valley 96 35

Abilene Christian

Loss, Non-Conf, S Site, H Home A Away N Neutral

Air Force

Through Games Of Feb. 21, 2016

Average RPI Win:	322	WON-LOST	WINNING	LAST 10	STRENGTH OF	OPP. STRENGTH	TEAM	ADJ.	CONF.	ADJ CONF.
Average RPI Loss:	190	RECORD	PCT. RANK	GAMES	SCHEDULE	OF SCHEDULE	RPI	RPI	RPI	RPI
DIV. I ONLY	1- 25	349	1- 9	251	220	344	344	19	19	
DIV. I NON-CONF.	0- 11	338	0- 0	224	237	340	340	20	20	
TOTALS	RPI 1-25	RPI 26-50	W-L RECORDS	RPI 51-100	RPI 101-150	RPI 150+				
1- 25	0- 0	0- 1	OVERALL	0- 3	0- 3	1- 18				
1- 9	0- 0	0- 0	HOME	0- 1	0- 0	1- 8				
0- 16	0- 0	0- 1	AWAY	0- 2	0- 3	0- 10				
0- 0	0- 0	0- 0	NEUTRAL	0- 0	0- 0	0- 0				
0- 11	0- 0	0- 0	NON-CONFERENCE	0- 3	0- 1	0- 7				
0- 3	0- 0	0- 0	HOME	0- 1	0- 0	0- 2				
0- 8	0- 0	0- 0	AWAY	0- 2	0- 1	0- 5				
0- 0	0- 0	0- 0	NEUTRAL	0- 0	0- 0	0- 0				
1- 14	0- 0	0- 1	CONFERENCE	0- 0	0- 2	1- 11				
1- 6	0- 0	0- 0	HOME	0- 0	0- 0	1- 6				
0- 8	0- 0	0- 1	AWAY	0- 0	0- 2	0- 5				
0- 0	0- 0	0- 0	NEUTRAL	0- 0	0- 0	0- 0				

RPI S	Opponent	Score	RPI S	Opponent	Score	RPI S	Opponent	Score	RPI S	Opponent	Score	Team's RPI: 344
			44 A	Colorado St.	47 71	61 A	Santa Clara	34 68	108 A	Gonzaga	35 88	
						82 A	Vanderbilt	29 86	133 A	Fresno St.	46 70	
						92 H	Eastern Mich.	59 72	144 A	Boise St.	48 61	
									180 A	New Mexico	36 58	
									180 H	New Mexico	33 63	
									185 A	George Mason	52 69	
									186 A	UC Davis	40 66	
									194 A	San Jose St.	60 81	
									194 H	San Jose St.	49 72	
									197 A	Eastern Wash.	44 65	
									202 H	Utah St.	53 66	
									212 A	UNLV	51 62	
									212 H	UNLV	56 60	
									230 H	Grand Canyon	39 73	
									233 A	Navy	46 64	
									236 A	Wyoming	56 84	
									236 H	Wyoming	45 67	
									250 H	San Diego St.	66 69	
									296 H	Denver	48 57	
									322 A	Nevada	57 68	
									322 H	Nevada	59 53	
									329 A	Southern Utah	56 75	
LAST 12 Division I GAMES:												
180 A	New Mexico	36 58	194 H	San Jose St.	49 72							
212 A	UNLV	51 62	180 H	New Mexico	33 63							
250 H	San Diego St.	66 69	133 A	Fresno St.	46 70							
322 H	Nevada	59 53	44 A	Colorado St.	47 71							
144 A	Boise St.	48 61	212 H	UNLV	56 60							
236 A	Wyoming	56 84	202 H	Utah St.	53 66							

Non-Div I Games:

Air Force

■ Loss,
 ■ Non-Conf,
 ■ S Site,
 ■ Home
 ■ A Away
 N Neutral

Average RPI Win: 197	WON-LOST	WINNING	LAST 10	STRENGTH OF	OPP. STRENGTH	TEAM	ADJ.	CONF.	ADJ CONF.
Average RPI Loss: 107	RECORD	PCT. RANK	GAMES	SCHEDULE	OF SCHEDULE	RPI	RPI	RPI	RPI
DIV. I ONLY	12- 12	169	5- 5	82	126	129	129	11	11
DIV. I NON-CONF.	5- 5	160	0- 0	195	109	168	168	13	13
TOTALS	RPI 1-25	RPI 26-50	W-L RECORDS	RPI 51-100	RPI 101-150	RPI 150+			
12- 12	0- 0	0- 2	OVERALL	3- 5	3- 2	6- 3			
7- 4	0- 0	0- 1	HOME	2- 2	1- 0	4- 1			
5- 6	0- 0	0- 1	AWAY	1- 3	2- 1	2- 1			
0- 2	0- 0	0- 0	NEUTRAL	0- 0	0- 1	0- 1			
5- 5	0- 0	0- 0	NON-CONFERENCE	0- 2	2- 1	3- 2			
3- 1	0- 0	0- 0	HOME	0- 1	1- 0	2- 0			
2- 2	0- 0	0- 0	AWAY	0- 1	1- 0	1- 1			
0- 2	0- 0	0- 0	NEUTRAL	0- 0	0- 1	0- 1			
7- 7	0- 0	0- 2	CONFERENCE	3- 3	1- 1	3- 1			
4- 3	0- 0	0- 1	HOME	2- 1	0- 0	2- 1			
3- 4	0- 0	0- 1	AWAY	1- 2	1- 1	1- 0			
0- 0	0- 0	0- 0	NEUTRAL	0- 0	0- 0	0- 0			

RPI 1-25				RPI 26-50				RPI 51-100				RPI 101+				Team's RPI: 129	
RPI	S	Opponent	Score	RPI	S	Opponent	Score	RPI	S	Opponent	Score	RPI	S	Opponent	Score		
				29	A	Ohio	55 75	63	H	FGCU	64 82	107	N	UNI	51 59		
				29	H	Ohio	73 101	72	A	Ball St.	71 78	115	A	Western Mich.	65 69		
								77	A	San Diego	65 86	132	H	Youngstown St.	74 49		
								85	A	Central Mich.	60 81	138	A	Buffalo	69 61		
								85	H	Central Mich.	77 97	139	A	Northern Ky.	77 75		
								92	A	Eastern Mich.	68 65	175	N	Northern Colo.	65 78		
								92	H	Eastern Mich.	75 72	189	A	Fla. Atlantic	77 91		
								98	H	Toledo	81 71	243	A	Valparaiso	85 74		
												253	A	Bowling Green	71 55		
												258	H	Northern Ill.	58 65		
												265	H	Miami (OH)	77 65		
												267	H	UCF	74 54		
												318	H	Winthrop	76 59		
												325	H	Kent St.	78 66		
LAST 12 Division I GAMES:																	
				29	H	Ohio	73 101	29	A	Ohio	55 75						
				325	H	Kent St.	78 66	85	A	Central Mich.	60 81						
				115	A	Western Mich.	65 69	98	H	Toledo	81 71						
				265	H	Miami (OH)	77 65	138	A	Buffalo	69 61						
				72	A	Ball St.	71 78	253	A	Bowling Green	71 55						
				92	H	Eastern Mich.	75 72	85	H	Central Mich.	77 97						

Non-Div I Games: Rochester College 103 37

Akron

■ Loss,
 ■ Non-Conf,
 ■ S Site,
 ■ H Home
 ■ A Away
 N Neutral

Alabama

Through Games Of Feb. 21, 2016

Average RPI Win:	219	WON-LOST	WINNING	LAST 10	STRENGTH OF	OPP. STRENGTH	TEAM	ADJ.	CONF.	ADJ CONF.
Average RPI Loss:	56	RECORD	PCT. RANK	GAMES	SCHEDULE	OF SCHEDULE	RPI	RPI	RPI	RPI
DIV. I ONLY	14- 12	149	2- 8	169	72	156	156	2	2	
DIV. I NON-CONF.	11- 2	28	0- 0	322	300	127	127	2	2	
TOTALS	RPI 1-25	RPI 26-50	W-L RECORDS	RPI 51-100	RPI 101-150	RPI 150+				
14- 12	1- 4	0- 1	OVERALL	2- 6	1- 1	10- 0				
12- 3	1- 1	0- 0	HOME	1- 2	1- 0	9- 0				
0- 9	0- 3	0- 1	AWAY	0- 4	0- 1	0- 0				
2- 0	0- 0	0- 0	NEUTRAL	1- 0	0- 0	1- 0				
11- 2	0- 0	0- 0	NON-CONFERENCE	2- 2	0- 0	9- 0				
9- 0	0- 0	0- 0	HOME	1- 0	0- 0	8- 0				
0- 2	0- 0	0- 0	AWAY	0- 2	0- 0	0- 0				
2- 0	0- 0	0- 0	NEUTRAL	1- 0	0- 0	1- 0				
3- 10	1- 4	0- 1	CONFERENCE	0- 4	1- 1	1- 0				
3- 3	1- 1	0- 0	HOME	0- 2	1- 0	1- 0				
0- 7	0- 3	0- 1	AWAY	0- 2	0- 1	0- 0				
0- 0	0- 0	0- 0	NEUTRAL	0- 0	0- 0	0- 0				

RPI	S	Opponent	Score	RPI	S	Opponent	Score	RPI	S	Opponent	Score	RPI	S	Opponent	Score	Team's RPI: 156
13	H	Texas A&M	56 59	28	A	Missouri	52 63	56	A	Auburn	59 72	123	H	LSU	62 45	
15	A	Kentucky	48 73					56	H	Auburn	55 59	131	A	Arkansas	67 69	
20	H	Georgia	64 50					70	N	Middle Tenn.	64 46	164	H	Ole Miss	48 37	
21	A	Florida	72 80					75	A	Georgia Tech	58 70	181	H	Grambling	72 57	
24	A	Tennessee	42 70					82	A	Vanderbilt	52 67	206	N	Utah Valley	67 60	
								82	H	Vanderbilt	48 54	268	H	Georgia St.	72 56	
								87	A	UT Martin	65 83	272	H	Appalachian St.	93 59	
								94	H	Georgetown	78 66	311	H	Alcorn	97 50	
												324	H	North Florida	69 47	
												335	H	Lipscomb	68 49	
												347	H	Alabama A&M	96 44	
												348	H	Mississippi Val.	98 35	
LAST 12 Division I GAMES:																
131	A	Arkansas	67 69	82	A	Vanderbilt	52 67									
28	A	Missouri	52 63	21	A	Florida	72 80									
56	H	Auburn	55 59	20	H	Georgia	64 50									
164	H	Ole Miss	48 37	56	A	Auburn	59 72									
24	A	Tennessee	42 70	82	H	Vanderbilt	48 54									
13	H	Texas A&M	56 59	15	A	Kentucky	48 73									

Non-Div I Games:

Alabama

■ Loss,
 ■ Non-Conf,
 S Site,
 ■ Home
 ■ Away
 N Neutral

Average RPI Win:	346	WON-LOST	WINNING	LAST 10	STRENGTH OF	OPP. STRENGTH	TEAM	ADJ.	CONF.	ADJ CONF.
Average RPI Loss:	222	RECORD	PCT. RANK	GAMES	SCHEDULE	OF SCHEDULE	RPI	RPI	RPI	RPI
DIV. I ONLY	3- 19	335	2- 8	332	346	347	347	32	32	
DIV. I NON-CONF.	0- 9	338	0- 0	177	279	333	333	31	31	
TOTALS	RPI 1-25	RPI 26-50	W-L RECORDS	RPI 51-100	RPI 101-150	RPI 150+				
3- 19	0- 0	0- 0	OVERALL	0- 1	0- 2	3- 16				
2- 9	0- 0	0- 0	HOME	0- 1	0- 2	2- 6				
1- 10	0- 0	0- 0	AWAY	0- 0	0- 0	1- 10				
0- 0	0- 0	0- 0	NEUTRAL	0- 0	0- 0	0- 0				
0- 9	0- 0	0- 0	NON-CONFERENCE	0- 1	0- 2	0- 6				
0- 5	0- 0	0- 0	HOME	0- 1	0- 2	0- 2				
0- 4	0- 0	0- 0	AWAY	0- 0	0- 0	0- 4				
0- 0	0- 0	0- 0	NEUTRAL	0- 0	0- 0	0- 0				
3- 10	0- 0	0- 0	CONFERENCE	0- 0	0- 0	3- 10				
2- 4	0- 0	0- 0	HOME	0- 0	0- 0	2- 4				
1- 6	0- 0	0- 0	AWAY	0- 0	0- 0	1- 6				
0- 0	0- 0	0- 0	NEUTRAL	0- 0	0- 0	0- 0				

RPI 1-25			RPI 26-50			RPI 51-100			RPI 101+			Team's RPI: 347			
RPI	S	Opponent	Score	RPI	S	Opponent	Score	RPI	S	Opponent	Score	RPI	S	Opponent	Score
								58	H	Saint Louis	60	91			
												101	H	Belmont	28 78
												112	H	Samford	30 54
												151	A	Marshall	45 81
												156	A	Alabama	44 96
												164	A	Ole Miss	42 103
												165	A	Southern U.	38 77
												181	A	Grambling	56 75
												203	H	Southeast Mo. St.	58 69
												244	H	Texas Southern	38 57
												271	H	Murray St.	59 76
												281	A	Alabama St.	50 86
												281	H	Alabama St.	63 77
												282	H	Prairie View	52 67
												299	A	Jackson St.	58 59
												304	A	Morehead St.	69 112
												311	A	Alcorn	52 68
												311	H	Alcorn	64 81
												342	A	Ark.-Pine Bluff	60 69
												342	H	Ark.-Pine Bluff	78 70
												348	A	Mississippi Val.	84 74
												348	H	Mississippi Val.	79 68
LAST 12 Division I GAMES:															
				311	H	Alcorn	64 81					165	A	Southern U.	38 77
				281	H	Alabama St.	63 77					311	A	Alcorn	52 68
				348	A	Mississippi Val.	84 74					281	A	Alabama St.	50 86
				342	A	Ark.-Pine Bluff	60 69					348	H	Mississippi Val.	79 68
				244	H	Texas Southern	38 57					342	H	Ark.-Pine Bluff	78 70
				282	H	Prairie View	52 67					299	A	Jackson St.	58 59

Non-Div I Games: Tuskegee 66 55

Alabama A&M

■ Loss,
 ■ Non-Conf,
 ■ S Site,
 ■ H Home
 ■ A Away
 N Neutral

Average RPI Win:	300	WON-LOST	WINNING	LAST 10	STRENGTH OF	OPP. STRENGTH	TEAM	ADJ.	CONF.	ADJ CONF.
Average RPI Loss:	191	RECORD	PCT. RANK	GAMES	SCHEDULE	OF SCHEDULE	RPI	RPI	RPI	RPI
DIV. I ONLY	11- 10	155	9- 1	345	340	281	281	32	32	
DIV. I NON-CONF.	1- 7	318	0- 0	269	222	332	332	31	31	
TOTALS	RPI 1-25	RPI 26-50	W-L RECORDS	RPI 51-100	RPI 101-150	RPI 150+				
11- 10	0- 0	0- 0	OVERALL	0- 1	0- 2	11- 7				
5- 5	0- 0	0- 0	HOME	0- 0	0- 1	5- 4				
5- 4	0- 0	0- 0	AWAY	0- 1	0- 1	5- 2				
1- 1	0- 0	0- 0	NEUTRAL	0- 0	0- 0	1- 1				
1- 7	0- 0	0- 0	NON-CONFERENCE	0- 1	0- 2	1- 4				
0- 4	0- 0	0- 0	HOME	0- 0	0- 1	0- 3				
0- 2	0- 0	0- 0	AWAY	0- 1	0- 1	0- 0				
1- 1	0- 0	0- 0	NEUTRAL	0- 0	0- 0	1- 1				
10- 3	0- 0	0- 0	CONFERENCE	0- 0	0- 0	10- 3				
5- 1	0- 0	0- 0	HOME	0- 0	0- 0	5- 1				
5- 2	0- 0	0- 0	AWAY	0- 0	0- 0	5- 2				
0- 0	0- 0	0- 0	NEUTRAL	0- 0	0- 0	0- 0				

RPI 1-25				RPI 26-50				RPI 51-100				RPI 101+ Team's RPI: 281			
RPI	S	Opponent	Score	RPI	S	Opponent	Score	RPI	S	Opponent	Score	RPI	S	Opponent	Score
								75	A	Georgia Tech	54 80	112	H	Samford	35 54
												149	A	Southern Miss.	44 65
												165	A	Southern U.	60 59
												165	H	Southern U.	55 57
												181	A	Grambling	69 89
												182	H	Troy	59 73
												188	H	South Ala.	43 47
												220	N	Siena	57 53
												244	H	Texas Southern	57 51
												261	N	Tennessee St.	64 74
												282	H	Prairie View	65 54
												294	H	Savannah St.	49 60
												299	A	Jackson St.	69 70
												311	A	Alcorn	52 51
												342	A	Ark.-Pine Bluff	68 53
												342	H	Ark.-Pine Bluff	72 63
												347	A	Alabama A&M	77 63
												347	H	Alabama A&M	86 50
												348	A	Mississippi Val.	79 51
												348	H	Mississippi Val.	100 50
LAST 12 Division I GAMES:															
				165	H	Southern U.	55 57	311	A	Alcorn	52 51				
				347	A	Alabama A&M	77 63	165	A	Southern U.	60 59				
				342	A	Ark.-Pine Bluff	68 53	347	H	Alabama A&M	86 50				
				348	A	Mississippi Val.	79 51	342	H	Ark.-Pine Bluff	72 63				
				282	H	Prairie View	65 54	348	H	Mississippi Val.	100 50				
				244	H	Texas Southern	57 51	181	A	Grambling	69 89				

Non-Div I Games: Mobile 71 56

Alabama St.

■ Loss,
 ■ Non-Conf,
 ■ S Site,
 ■ H Home
 ■ A Away
 N Neutral

Average RPI Win:	214	WON-LOST	WINNING	LAST 10	STRENGTH OF	OPP. STRENGTH	TEAM	ADJ.	CONF.	ADJ CONF.
Average RPI Loss:	51	RECORD	PCT. RANK	GAMES	SCHEDULE	OF SCHEDULE	RPI	RPI	RPI	RPI
DIV. I ONLY	22- 4	21	9- 1	182	183	47	47	15	15	
DIV. I NON-CONF.	9- 3	69	0- 0	218	111	67	67	18	18	
TOTALS	RPI 1-25	RPI 26-50	W-L RECORDS	RPI 51-100	RPI 101-150	RPI 150+				
22- 4	0- 1	0- 1	OVERALL	2- 2	2- 0	18- 0				
9- 0	0- 0	0- 0	HOME	1- 0	1- 0	7- 0				
11- 4	0- 1	0- 1	AWAY	0- 2	1- 0	10- 0				
2- 0	0- 0	0- 0	NEUTRAL	1- 0	0- 0	1- 0				
9- 3	0- 1	0- 1	NON-CONFERENCE	1- 1	0- 0	8- 0				
3- 0	0- 0	0- 0	HOME	0- 0	0- 0	3- 0				
4- 3	0- 1	0- 1	AWAY	0- 1	0- 0	4- 0				
2- 0	0- 0	0- 0	NEUTRAL	1- 0	0- 0	1- 0				
13- 1	0- 0	0- 0	CONFERENCE	1- 1	2- 0	10- 0				
6- 0	0- 0	0- 0	HOME	1- 0	1- 0	4- 0				
7- 1	0- 0	0- 0	AWAY	0- 1	1- 0	6- 0				
0- 0	0- 0	0- 0	NEUTRAL	0- 0	0- 0	0- 0				

RPI 1-25				RPI 26-50				Team's RPI: 47				RPI 51-100				RPI 101+			
RPI	S	Opponent	Score	RPI	S	Opponent	Score	RPI	S	Opponent	Score	RPI	S	Opponent	Score	RPI	S	Opponent	Score
24	A	Tennessee	55 63	42	A	Southern California	67 68	65	A	Army West Point	62 65	142	A	Stony Brook	62 49	71	A	Stony Brook	73 54
								71	H	Maine	53 65	142	H	Stony Brook	73 54	155	A	UMBC	77 42
								71	H	Maine	64 59	155	H	UMBC	63 39	163	H	Yale	74 70
								98	N	Toledo	63 55	186	N	UC Davis	80 70	198	A	Fairfield	62 50
												208	A	Rhode Island	67 58	217	A	Hartford	78 41
												220	A	Siena	61 42	238	A	New Hampshire	78 52
												238	H	New Hampshire	85 48	246	A	Binghamton	59 47
												246	H	Binghamton	64 58	259	H	Providence	71 58
												264	H	Pepperdine	64 49	295	A	Vermont	75 40
												295	H	Vermont	72 43	321	A	UMass Lowell	85 55
												345	A	Boston U.	83 43				
LAST 12 Division I GAMES:																			
142	A	Stony Brook	62 49	217	A	Hartford	78 41												
71	A	Maine	53 65	321	A	UMass Lowell	85 55												
238	H	New Hampshire	85 48	142	H	Stony Brook	73 54												
246	H	Binghamton	64 58	246	A	Binghamton	59 47												
295	A	Vermont	75 40	71	H	Maine	64 59												
155	H	UMBC	63 39	238	A	New Hampshire	78 52												

Non-Div I Games:

Albany (NY)

■ Loss,
■ Non-Conf, S Site,
■ Home
■ Away
N Neutral

Average RPI Win: 319	WON-LOST	WINNING	LAST 10	STRENGTH OF	OPP. STRENGTH	TEAM	ADJ.	CONF.	ADJ CONF.
Average RPI Loss: 199	RECORD	PCT. RANK	GAMES	SCHEDULE	OF SCHEDULE	RPI	RPI	RPI	RPI
DIV. I ONLY	6- 16	283	6- 4	319	341	311	311	32	32
DIV. I NON-CONF.	0- 8	338	0- 0	53	182	292	292	31	31
TOTALS	RPI 1-25	RPI 26-50	W-L RECORDS	RPI 51-100	RPI 101-150	RPI 150+			
6- 16	0- 0	0- 1	OVERALL	0- 1	0- 3	6- 11			
3- 3	0- 0	0- 0	HOME	0- 0	0- 0	3- 3			
3- 13	0- 0	0- 0	AWAY	0- 0	0- 2	3- 6			
0- 0	0- 0	0- 0	NEUTRAL	0- 0	0- 0	0- 0			
0- 8	0- 0	0- 1	NON-CONFERENCE	0- 1	0- 3	0- 3			
0- 0	0- 0	0- 0	HOME	0- 0	0- 0	0- 0			
0- 8	0- 0	0- 1	AWAY	0- 1	0- 3	0- 3			
0- 0	0- 0	0- 0	NEUTRAL	0- 0	0- 0	0- 0			
6- 8	0- 0	0- 0	CONFERENCE	0- 0	0- 0	6- 8			
3- 3	0- 0	0- 0	HOME	0- 0	0- 0	3- 3			
3- 5	0- 0	0- 0	AWAY	0- 0	0- 0	3- 5			
0- 0	0- 0	0- 0	NEUTRAL	0- 0	0- 0	0- 0			

RPI S	Opponent	Score	RPI S	Opponent	Score	RPI S	Opponent	Score	RPI S	Opponent	Score	Team's RPI: 311
41	A Arkansas St.	50 82	96	A Iowa St.	41 91	106	A Northwestern	47 91	111	A Central Ark.	35 58	
						127	A La.-Lafayette	61 73	156	A Alabama	50 97	
						159	A East Carolina	58 87	165	A Southern U.	57 66	
						181	A Grambling	70 66	181	H Grambling	76 85	
						244	A Texas Southern	39 68	281	H Alabama St.	51 52	
						282	A Prairie View	54 58	289	A Jacksonville St.	65 67	
						299	A Jackson St.	65 79	299	H Jackson St.	66 73	
						342	A Ark.-Pine Bluff	69 71	342	H Ark.-Pine Bluff	81 53	
						347	A Alabama A&M	81 64	347	H Alabama A&M	68 52	
						348	A Mississippi Val.	81 66	348	A Mississippi Val.	81 66	
						348	H Mississippi Val.	75 39				
LAST 12 Division I GAMES:												
347	A Alabama A&M	81 64	281	H Alabama St.	51 52							
342	H Ark.-Pine Bluff	81 53	347	H Alabama A&M	68 52							
348	H Mississippi Val.	75 39	342	A Ark.-Pine Bluff	69 71							
181	A Grambling	70 66	348	A Mississippi Val.	81 66							
299	A Jackson St.	65 79	181	H Grambling	76 85							
165	A Southern U.	57 66	299	H Jackson St.	66 73							

Non-Div I Games: Mt. Mercy 60 56 Delta St. 66 57

Alcorn

Loss, Non-Conf, S Site, H Home A Away N Neutral

Average RPI Win:	271	WON-LOST	WINNING	LAST 10	STRENGTH OF	OPP. STRENGTH	TEAM	ADJ.	CONF.	ADJ CONF.
Average RPI Loss:	156	RECORD	PCT. RANK	GAMES	SCHEDULE	OF SCHEDULE	RPI	RPI	RPI	RPI
DIV. I ONLY	6- 20	303	2- 8	140	276	270	270	26	26	
DIV. I NON-CONF.	2- 9	296	0- 0	23	160	199	199	27	27	
TOTALS	RPI 1-25	RPI 26-50	W-L RECORDS	RPI 51-100	RPI 101-150	RPI 150+				
6- 20	0- 0	0- 3	OVERALL	0- 6	0- 2	6- 9				
3- 8	0- 0	0- 0	HOME	0- 4	0- 1	3- 3				
3- 12	0- 0	0- 3	AWAY	0- 2	0- 1	3- 6				
0- 0	0- 0	0- 0	NEUTRAL	0- 0	0- 0	0- 0				
2- 9	0- 0	0- 3	NON-CONFERENCE	0- 2	0- 2	2- 2				
1- 3	0- 0	0- 0	HOME	0- 2	0- 1	1- 0				
1- 6	0- 0	0- 3	AWAY	0- 0	0- 1	1- 2				
0- 0	0- 0	0- 0	NEUTRAL	0- 0	0- 0	0- 0				
4- 11	0- 0	0- 0	CONFERENCE	0- 4	0- 0	4- 7				
2- 5	0- 0	0- 0	HOME	0- 2	0- 0	2- 3				
2- 6	0- 0	0- 0	AWAY	0- 2	0- 0	2- 4				
0- 0	0- 0	0- 0	NEUTRAL	0- 0	0- 0	0- 0				

RPI S	Opponent	Score	RPI S	Opponent	Score	RPI S	Opponent	Score	RPI S	Opponent	Score	Team's RPI: 270
38	A Princeton	34 72	65	A Army West Point	51 87	113	H Wake Forest	70 71				
39	A George Washington	48 78	65	H Army West Point	42 52	122	A Pittsburgh	58 76				
40	A James Madison	45 74	74	H Hofstra	51 60	155	A UMBC	46 47				
			89	A Bucknell	54 60	193	A William & Mary	51 62				
			89	H Bucknell	60 66	215	A Lehigh	59 55				
			97	H Elon	54 62	215	H Lehigh	52 61				
						226	A Dartmouth	45 41				
						229	H Manhattan	52 48				
						239	A Holy Cross	54 59				
						239	H Holy Cross	50 59				
						252	A Loyola Maryland	46 52				
						306	A Colgate	49 37				
						306	H Colgate	64 56				
						323	A Lafayette	59 63				
						323	H Lafayette	51 60				
						345	A Boston U.	59 63				
						345	H Boston U.	79 33				
LAST 12 Division I GAMES:												
239	H Holy Cross	50 59	306	H Colgate	64 56							
323	A Lafayette	59 63	239	A Holy Cross	54 59							
65	A Army West Point	51 87	323	H Lafayette	51 60							
345	H Boston U.	79 33	65	H Army West Point	42 52							
215	H Lehigh	52 61	345	A Boston U.	59 63							
89	A Bucknell	54 60	215	A Lehigh	59 55							

Non-Div I Games:

American

■ Loss,
 ■ Non-Conf,
 ■ S Site,
 ■ H Home
 ■ A Away
 N Neutral

Average RPI Win:	210	WON-LOST	WINNING	LAST 10	STRENGTH OF	OPP. STRENGTH	TEAM	ADJ.	CONF.	ADJ CONF.
Average RPI Loss:	172	RECORD	PCT. RANK	GAMES	SCHEDULE	OF SCHEDULE	RPI	RPI	RPI	RPI
DIV. I ONLY	8- 17	270	3- 7	198	203	272	272	16	16	
DIV. I NON-CONF.	3- 6	234	0- 0	183	217	263	263	14	14	
TOTALS	RPI 1-25	RPI 26-50	W-L RECORDS	RPI 51-100	RPI 101-150	RPI 150+				
8- 17	0- 0	0- 1	OVERALL	0- 1	1- 6	7- 9				
6- 6	0- 0	0- 0	HOME	0- 0	1- 2	5- 4				
2- 9	0- 0	0- 1	AWAY	0- 0	0- 4	2- 4				
0- 2	0- 0	0- 0	NEUTRAL	0- 1	0- 0	0- 1				
3- 6	0- 0	0- 0	NON-CONFERENCE	0- 1	0- 2	3- 3				
3- 1	0- 0	0- 0	HOME	0- 0	0- 1	3- 0				
0- 3	0- 0	0- 0	AWAY	0- 0	0- 1	0- 2				
0- 2	0- 0	0- 0	NEUTRAL	0- 1	0- 0	0- 1				
5- 11	0- 0	0- 1	CONFERENCE	0- 0	1- 4	4- 6				
3- 5	0- 0	0- 0	HOME	0- 0	1- 1	2- 4				
2- 6	0- 0	0- 1	AWAY	0- 0	0- 3	2- 2				
0- 0	0- 0	0- 0	NEUTRAL	0- 0	0- 0	0- 0				

RPI 1-25			RPI 26-50			RPI 51-100			RPI 101+			Team's RPI: 272
RPI	S	Opponent	Score	RPI	S	Opponent	Score	RPI	S	Opponent	Score	
				41	A	Arkansas St.	60 83	66	N	South Dakota	60 87	
								117	H	Liberty	68 74	
								124	A	North Carolina	59 68	
								125	A	Little Rock	50 67	
								127	A	La.-Lafayette	51 60	
								127	H	La.-Lafayette	76 59	
								148	A	UT Arlington	58 65	
								148	H	UT Arlington	45 76	
								156	A	Alabama	59 93	
								157	H	ETSU	70 52	
								182	A	Troy	96 81	
								182	H	Troy	89 100	
								187	H	Richmond	73 59	
								188	A	South Ala.	55 71	
								188	H	South Ala.	54 68	
								222	A	Texas St.	76 87	
								222	H	Texas St.	90 71	
								225	H	Furman	92 78	
								228	A	Col. of Charleston	50 60	
								268	H	Georgia St.	75 80	
								276	H	Ga. Southern	50 65	
								290	A	La.-Monroe	57 54	
								290	H	La.-Monroe	64 52	
								328	N	Delaware St.	69 76	
LAST 12 Division I GAMES:												
182	H	Troy	89 100	188	A	South Ala.	55 71					
188	H	South Ala.	54 68	182	A	Troy	96 81					
148	A	UT Arlington	58 65	276	H	Ga. Southern	50 65					
222	A	Texas St.	76 87	268	H	Georgia St.	75 80					
290	H	La.-Monroe	64 52	41	A	Arkansas St.	60 83					
127	H	La.-Lafayette	76 59	125	A	Little Rock	50 67					

Non-Div I Games:

Appalachian St.

■ Loss,
 ■ Non-Conf,
 ■ S Site,
 ■ Home
 ■ A Away
 N Neutral

Average RPI Win:	178	WON-LOST	WINNING	LAST 10	STRENGTH OF	OPP. STRENGTH	TEAM	ADJ.	CONF.	ADJ CONF.
Average RPI Loss:	50	RECORD	PCT. RANK	GAMES	SCHEDULE	OF SCHEDULE	RPI	RPI	RPI	RPI
DIV. I ONLY	11- 17	235	0- 10	38	27	134	134	1	1	
DIV. I NON-CONF.	9- 3	69	0- 0	113	220	69	69	1	1	
TOTALS	RPI 1-25	RPI 26-50	W-L RECORDS	RPI 51-100	RPI 101-150	RPI 150+				
11- 17	0- 6	0- 3	OVERALL	3- 7	0- 0	8- 1				
8- 7	0- 3	0- 2	HOME	2- 2	0- 0	6- 0				
2- 8	0- 0	0- 0	AWAY	1- 1	0- 0	1- 0				
1- 2	0- 0	0- 0	NEUTRAL	0- 1	0- 0	1- 1				
9- 3	0- 0	0- 0	NON-CONFERENCE	2- 2	0- 0	7- 1				
6- 0	0- 0	0- 0	HOME	1- 0	0- 0	5- 0				
2- 1	0- 0	0- 0	AWAY	1- 1	0- 0	1- 0				
1- 2	0- 0	0- 0	NEUTRAL	0- 1	0- 0	1- 1				
2- 14	0- 6	0- 3	CONFERENCE	1- 5	0- 0	1- 0				
2- 7	0- 3	0- 2	HOME	1- 2	0- 0	1- 0				
0- 7	0- 3	0- 1	AWAY	0- 3	0- 0	0- 0				
0- 0	0- 0	0- 0	NEUTRAL	0- 0	0- 0	0- 0				

RPI	S	Opponent	Score	RPI	S	Opponent	Score	RPI	S	Opponent	Score	RPI	S	Opponent	Score	Team's RPI: 134
7	A	Oregon St.	43 71	31	A	Washington	47 63	60	A	Oregon	54 76	154	H	Pacific	69 56	
8	A	Arizona St.	49 61	31	H	Washington	52 74	63	N	FGCU	55 57	170	N	SMU	46 58	
8	H	Arizona St.	47 62	42	H	Southern California	57 67	73	A	Washington St.	46 67	173	H	Louisiana Tech	77 67	
9	H	UCLA	39 73					73	H	Washington St.	61 62	176	H	Colorado	63 52	
10	A	Stanford	58 82					77	A	San Diego	54 59	185	H	George Mason	68 60	
10	H	Stanford	34 59					78	H	Utah	55 60	211	N	Gardner-Webb	79 60	
								93	H	New Mexico St.	68 64	216	H	Kansas	67 52	
								95	A	California	56 75	223	A	North Texas	51 44	
								95	H	California	57 52	331	H	Howard	65 28	
								98	A	Toledo	62 59					
LAST 12 Division I GAMES:																
73	H	Washington St.	61 62	60	A	Oregon	54 76									
31	H	Washington	52 74	7	A	Oregon St.	43 71									
95	A	California	56 75	8	H	Arizona St.	47 62									
10	A	Stanford	58 82	8	A	Arizona St.	49 61									
9	H	UCLA	39 73	176	H	Colorado	63 52									
42	H	Southern California	57 67	78	H	Utah	55 60									

Non-Div I Games:

Arizona

■ Loss,
 ■ Non-Conf,
 ■ S Site,
 ■ H Home
 ■ A Away
 N Neutral

Average RPI Win:	102	WON-LOST	WINNING	LAST 10	STRENGTH OF	OPP. STRENGTH	TEAM	ADJ.	CONF.	ADJ CONF.
Average RPI Loss:	26	RECORD	PCT. RANK	GAMES	SCHEDULE	OF SCHEDULE	RPI	RPI	RPI	RPI
DIV. I ONLY	24- 4	16	9- 1	15	8	8	8	1	1	
DIV. I NON-CONF.	9- 3	69	0- 0	29	33	31	31	1	1	
TOTALS	RPI 1-25	RPI 26-50	W-L RECORDS	RPI 51-100	RPI 101-150	RPI 150+				
24- 4	5- 3	3- 0	OVERALL	7- 1	3- 0	6- 0				
13- 2	3- 1	2- 0	HOME	4- 1	1- 0	3- 0				
10- 1	2- 1	1- 0	AWAY	3- 0	2- 0	2- 0				
1- 1	0- 1	0- 0	NEUTRAL	0- 0	0- 0	1- 0				
9- 3	2- 2	0- 0	NON-CONFERENCE	1- 1	1- 0	5- 0				
4- 2	1- 1	0- 0	HOME	1- 1	0- 0	2- 0				
4- 0	1- 0	0- 0	AWAY	0- 0	1- 0	2- 0				
1- 1	0- 1	0- 0	NEUTRAL	0- 0	0- 0	1- 0				
15- 1	3- 1	3- 0	CONFERENCE	6- 0	2- 0	1- 0				
9- 0	2- 0	2- 0	HOME	3- 0	1- 0	1- 0				
6- 1	1- 1	1- 0	AWAY	3- 0	1- 0	0- 0				
0- 0	0- 0	0- 0	NEUTRAL	0- 0	0- 0	0- 0				

RPI 1-25				Team's RPI: 8		RPI 26-50				RPI 51-100				RPI 101+							
RPI	S	Opponent	Score			RPI	S	Opponent	Score			RPI	S	Opponent	Score		RPI	S	Opponent	Score	
2	N	South Carolina	58	60		31	A	Washington	68	61		60	A	Oregon	63	58	120	A	Hawaii	75	49
7	A	Oregon St.	44	67		31	H	Washington	77	57		73	A	Washington St.	63	45	134	A	Arizona	62	47
9	H	UCLA	65	61		42	H	Southern California	69	68		73	H	Washington St.	61	39	134	H	Arizona	61	49
10	A	Stanford	63	61								78	H	Utah	80	60	170	A	SMU	64	57
10	H	Stanford	49	31								80	H	VCU	48	57	176	H	Colorado	64	37
14	H	Florida St.	68	56								88	H	Marquette	90	80	217	A	Hartford	60	29
15	H	Kentucky	64	68								95	A	California	64	49	237	H	Columbia	70	49
17	A	Syracuse	61	54								95	H	California	57	49	240	N	CSU Bakersfield	60	47
																	298	H	CSUN	69	46
LAST 12 Division I GAMES:																					
						31	H	Washington	77	57		7	A	Oregon St.	44	67					
						73	H	Washington St.	61	39		60	A	Oregon	63	58					
						10	A	Stanford	63	61		134	A	Arizona	62	47					
						95	A	California	64	49		134	H	Arizona	61	49					
						42	H	Southern California	69	68		78	H	Utah	80	60					
						9	H	UCLA	65	61		176	H	Colorado	64	37					

Non-Div I Games:

Arizona St.

■ Loss,
 ■ Non-Conf, S Site,
 ■ Home
 ■ Away
 N Neutral

Average RPI Win:	285	WON-LOST	WINNING	LAST 10	STRENGTH OF	OPP. STRENGTH	TEAM	ADJ.	CONF.	ADJ CONF.
Average RPI Loss:	204	RECORD	PCT. RANK	GAMES	SCHEDULE	OF SCHEDULE	RPI	RPI	RPI	RPI
DIV. I ONLY	4- 17	316	4- 6	314	317	342	342	32	32	
DIV. I NON-CONF.	0- 7	338	0- 0	129	11	305	305	31	31	
TOTALS	RPI 1-25	RPI 26-50	W-L RECORDS	RPI 51-100	RPI 101-150	RPI 150+				
4- 17	0- 0	0- 1	OVERALL	0- 3	0- 2	4- 11				
4- 3	0- 0	0- 0	HOME	0- 0	0- 0	4- 3				
0- 14	0- 0	0- 1	AWAY	0- 1	0- 2	0- 2				
0- 0	0- 0	0- 0	NEUTRAL	0- 0	0- 0	0- 0				
0- 7	0- 0	0- 1	NON-CONFERENCE	0- 3	0- 2	0- 1				
0- 0	0- 0	0- 0	HOME	0- 0	0- 0	0- 0				
0- 7	0- 0	0- 1	AWAY	0- 3	0- 2	0- 1				
0- 0	0- 0	0- 0	NEUTRAL	0- 0	0- 0	0- 0				
4- 10	0- 0	0- 0	CONFERENCE	0- 0	0- 0	4- 10				
4- 3	0- 0	0- 0	HOME	0- 0	0- 0	4- 3				
0- 7	0- 0	0- 0	AWAY	0- 0	0- 0	0- 7				
0- 0	0- 0	0- 0	NEUTRAL	0- 0	0- 0	0- 0				

RPI 1-25				RPI 26-50				RPI 51-100				RPI 101+				Team's RPI: 342	
RPI	S	Opponent	Score	RPI	S	Opponent	Score	RPI	S	Opponent	Score	RPI	S	Opponent	Score		
				28	A	Missouri	34 85	84	A	Nebraska	46 96	141	A	Texas Tech	40 84		
								96	A	Iowa St.	41 70	145	A	UAB	32 82		
								98	A	Toledo	47 74	164	A	Ole Miss	45 80		
												165	A	Southern U.	70 74		
												165	H	Southern U.	61 78		
												181	H	Grambling	83 68		
												244	A	Texas Southern	30 57		
												281	A	Alabama St.	63 72		
												281	H	Alabama St.	53 68		
												282	A	Prairie View	55 70		
												282	H	Prairie View	66 70		
												299	H	Jackson St.	71 66		
												311	A	Alcorn	53 81		
												311	H	Alcorn	71 69		
												347	A	Alabama A&M	70 78		
												347	H	Alabama A&M	69 60		
												348	A	Mississippi Val.	60 62		
LAST 12 Division I GAMES:																	
				282	H	Prairie View	66 70	181	H	Grambling	83 68						
				311	A	Alcorn	53 81	244	A	Texas Southern	30 57						
				165	A	Southern U.	70 74	282	A	Prairie View	55 70						
				281	H	Alabama St.	53 68	311	H	Alcorn	71 69						
				347	H	Alabama A&M	69 60	165	H	Southern U.	61 78						
				299	H	Jackson St.	71 66	281	A	Alabama St.	63 72						

Non-Div I Games: Talladega 73 83 Philander Smith 63 51 Tougaloo 65 51 Talladega 68 55
Ark.-Pine Bluff

Loss, Non-Conf, S Site, H Home A Away N Neutral

Arkansas

Through Games Of Feb. 21, 2016

Average RPI Win:	163	WON-LOST	WINNING	LAST 10	STRENGTH OF	OPP. STRENGTH	TEAM	ADJ.	CONF.	ADJ CONF.
Average RPI Loss:	58	RECORD	PCT. RANK	GAMES	SCHEDULE	OF SCHEDULE	RPI	RPI	RPI	RPI
DIV. I ONLY	11- 16	228	4- 6	26	32	131	131	2	2	
DIV. I NON-CONF.	5- 8	209	0- 0	198	122	249	249	2	2	
TOTALS	RPI 1-25	RPI 26-50	W-L RECORDS	RPI 51-100	RPI 101-150	RPI 150+				
11- 16	2- 6	1- 3	OVERALL	1- 4	2- 1	5- 2				
10- 4	2- 1	1- 1	HOME	1- 1	1- 0	5- 1				
1- 9	0- 3	0- 2	AWAY	0- 3	1- 0	0- 1				
0- 3	0- 2	0- 0	NEUTRAL	0- 0	0- 1	0- 0				
5- 8	0- 2	0- 0	NON-CONFERENCE	0- 3	1- 1	4- 2				
5- 2	0- 0	0- 0	HOME	0- 1	1- 0	4- 1				
0- 3	0- 0	0- 0	AWAY	0- 2	0- 0	0- 1				
0- 3	0- 2	0- 0	NEUTRAL	0- 0	0- 1	0- 0				
6- 8	2- 4	1- 3	CONFERENCE	1- 1	1- 0	1- 0				
5- 2	2- 1	1- 1	HOME	1- 0	0- 0	1- 0				
1- 6	0- 3	0- 2	AWAY	0- 1	1- 0	0- 0				
0- 0	0- 0	0- 0	NEUTRAL	0- 0	0- 0	0- 0				

RPI	S	Opponent	Score	RPI	S	Opponent	Score	RPI	S	Opponent	Score	RPI	S	Opponent	Score	Team's RPI: 131
2	A	South Carolina	32 85	28	A	Missouri	48 69	52	A	Rutgers	40 60	123	A	LSU	48 44	
6	N	Texas	50 61	28	H	Missouri	64 52	56	A	Auburn	60 71	127	N	La.-Lafayette	59 67	
7	N	Oregon St.	47 63	31	A	Mississippi St.	55 80	62	A	South Dakota St.	69 76	146	H	Oral Roberts	65 50	
13	H	Texas A&M	67 61	31	H	Mississippi St.	55 65	82	H	Vanderbilt	57 56	156	H	Alabama	69 67	
15	A	Kentucky	63 77					90	H	Missouri St.	54 69	183	A	Butler	57 63	
21	H	Florida	66 71									190	H	Tulsa	67 74	
24	A	Tennessee	57 75									235	H	Sam Houston St.	67 47	
24	H	Tennessee	64 59									307	H	Southeastern La.	97 53	
												333	H	New Orleans	73 41	
												348	H	Mississippi Val.	86 46	
LAST 12 Division I GAMES:																
15	A	Kentucky	63 77	21	H	Florida	66 71									
156	H	Alabama	69 67	56	A	Auburn	60 71									
28	A	Missouri	48 69	123	A	LSU	48 44									
82	H	Vanderbilt	57 56	28	H	Missouri	64 52									
24	A	Tennessee	57 75	24	H	Tennessee	64 59									
31	H	Mississippi St.	55 65	31	A	Mississippi St.	55 80									

Non-Div I Games:

Arkansas

■ Loss,
■ Non-Conf,
■ S Site,
■ H Home
■ A Away
N Neutral

Average RPI Win:	215	WON-LOST	WINNING	LAST 10	STRENGTH OF	OPP. STRENGTH	TEAM	ADJ.	CONF.	ADJ CONF.
Average RPI Loss:	52	RECORD	PCT. RANK	GAMES	SCHEDULE	OF SCHEDULE	RPI	RPI	RPI	RPI
DIV. I ONLY	22- 3	13	10- 0	172	204	41	41	16	16	
DIV. I NON-CONF.	6- 3	99	0- 0	102	189	55	55	14	14	
TOTALS	RPI 1-25	RPI 26-50	W-L RECORDS	RPI 51-100	RPI 101-150	RPI 150+				
22- 3	0- 1	0- 0	OVERALL	2- 2	4- 0	16- 0				
11- 0	0- 0	0- 0	HOME	0- 0	2- 0	9- 0				
11- 3	0- 1	0- 0	AWAY	2- 2	2- 0	7- 0				
0- 0	0- 0	0- 0	NEUTRAL	0- 0	0- 0	0- 0				
6- 3	0- 1	0- 0	NON-CONFERENCE	2- 2	0- 0	4- 0				
3- 0	0- 0	0- 0	HOME	0- 0	0- 0	3- 0				
3- 3	0- 1	0- 0	AWAY	2- 2	0- 0	1- 0				
0- 0	0- 0	0- 0	NEUTRAL	0- 0	0- 0	0- 0				
16- 0	0- 0	0- 0	CONFERENCE	0- 0	4- 0	12- 0				
8- 0	0- 0	0- 0	HOME	0- 0	2- 0	6- 0				
8- 0	0- 0	0- 0	AWAY	0- 0	2- 0	6- 0				
0- 0	0- 0	0- 0	NEUTRAL	0- 0	0- 0	0- 0				

RPI 1-25				RPI 26-50				Team's RPI: 41				RPI 51-100				RPI 101+			
RPI	S	Opponent	Score	RPI	S	Opponent	Score	RPI	S	Opponent	Score	RPI	S	Opponent	Score	RPI	S	Opponent	Score
21	A	Florida	72 76									51	A	Chattanooga	54 55	125	H	Little Rock	66 53
												63	A	FGCU	62 48	127	A	La.-Lafayette	74 62
												84	A	Nebraska	71 79	127	H	La.-Lafayette	83 56
												87	A	UT Martin	76 74	148	A	UT Arlington	78 71
																182	A	Troy	101 81
																182	H	Troy	94 80
																188	A	South Ala.	66 53
																188	H	South Ala.	58 51
																222	A	Texas St.	74 59
																268	A	Georgia St.	85 64
																268	H	Georgia St.	75 54
																269	H	Austin Peay	66 55
																272	H	Appalachian St.	83 60
																273	A	Tennessee Tech	77 55
																276	A	Ga. Southern	79 52
																276	H	Ga. Southern	77 54
																288	H	Wichita St.	67 40
																290	A	La.-Monroe	78 64
																290	H	La.-Monroe	66 43
																311	H	Alcorn	82 50
LAST 12 Division I GAMES:																			
268	A	Georgia St.	85 64	276	H	Ga. Southern	77 54												
276	A	Ga. Southern	79 52	268	H	Georgia St.	75 54												
290	A	La.-Monroe	78 64	222	A	Texas St.	74 59												
127	A	La.-Lafayette	74 62	148	A	UT Arlington	78 71												
182	H	Troy	94 80	125	H	Little Rock	66 53												
188	H	South Ala.	58 51	272	H	Appalachian St.	83 60												

Non-Div I Games:

Arkansas St.

■ Loss,
 ■ Non-Conf, S Site,
 ■ Home
 ■ Away
 N Neutral

Average RPI Win:	244	WON-LOST	WINNING	LAST 10	STRENGTH OF	OPP. STRENGTH	TEAM	ADJ.	CONF.	ADJ CONF.
Average RPI Loss:	71	RECORD	PCT. RANK	GAMES	SCHEDULE	OF SCHEDULE	RPI	RPI	RPI	RPI
DIV. I ONLY	22- 2	7	10- 0	287	261	65	65	26	26	
DIV. I NON-CONF.	8- 1	23	0- 0	283	219	81	81	27	27	
TOTALS	RPI 1-25	RPI 26-50	W-L RECORDS	RPI 51-100	RPI 101-150	RPI 150+				
22- 2	0- 0	1- 0	OVERALL	2- 2	0- 0	19- 0				
12- 0	0- 0	1- 0	HOME	2- 0	0- 0	9- 0				
9- 2	0- 0	0- 0	AWAY	0- 2	0- 0	9- 0				
1- 0	0- 0	0- 0	NEUTRAL	0- 0	0- 0	1- 0				
8- 1	0- 0	1- 0	NON-CONFERENCE	1- 1	0- 0	6- 0				
5- 0	0- 0	1- 0	HOME	1- 0	0- 0	3- 0				
3- 1	0- 0	0- 0	AWAY	0- 1	0- 0	3- 0				
0- 0	0- 0	0- 0	NEUTRAL	0- 0	0- 0	0- 0				
14- 1	0- 0	0- 0	CONFERENCE	1- 1	0- 0	13- 0				
7- 0	0- 0	0- 0	HOME	1- 0	0- 0	6- 0				
6- 1	0- 0	0- 0	AWAY	0- 1	0- 0	6- 0				
1- 0	0- 0	0- 0	NEUTRAL	0- 0	0- 0	1- 0				

RPI S	Opponent	Score	RPI S	Opponent	Score	RPI S	Opponent	Score	RPI S	Opponent	Score
47	H Albany (NY)	65 62	53	A Duke	61 72	163	A Yale	65 61			
			89	A Bucknell	69 79	215	H Lehigh	63 39			
			89	H Bucknell	68 63	233	A Navy	49 34			
			99	H Quinnipiac	67 57	233	N Navy	75 38			
						239	A Holy Cross	80 49			
						239	H Holy Cross	77 58			
						252	A Loyola Maryland	52 44			
						252	H Loyola Maryland	70 37			
						264	H Pepperdine	63 53			
						270	A American	52 42			
						270	H American	87 51			
						279	H Central Conn. St.	81 52			
						286	H Rider	57 42			
						306	A Colgate	78 55			
						306	H Colgate	67 55			
						323	A Lafayette	78 45			
						323	H Lafayette	84 57			
						332	A St. Francis Brooklyn	74 35			
						343	A NJIT	71 35			
LAST 12 Division I GAMES:											
233	A Navy	49 34	89	H Bucknell	68 63						
239	A Holy Cross	80 49	233	N Navy	75 38						
270	H American	87 51	239	H Holy Cross	77 58						
306	A Colgate	78 55	270	A American	52 42						
252	A Loyola Maryland	52 44	306	H Colgate	67 55						
323	H Lafayette	84 57	252	H Loyola Maryland	70 37						

Non-Div I Games: Emerson 86 47

Army West Point

■ Loss,
 ■ Non-Conf, S Site,
 ■ Home
 ■ Away
 N Neutral

Average RPI Win:	168	WON-LOST	WINNING	LAST 10	STRENGTH OF	OPP. STRENGTH	TEAM	ADJ.	CONF.	ADJ CONF.
Average RPI Loss:	40	RECORD	PCT. RANK	GAMES	SCHEDULE	OF SCHEDULE	RPI	RPI	RPI	RPI
DIV. I ONLY	18- 9	78	6- 4	77	44	56	56	2	2	
DIV. I NON-CONF.	10- 3	61	0- 0	264	137	111	111	2	2	
TOTALS	RPI 1-25	RPI 26-50	W-L RECORDS	RPI 51-100	RPI 101-150	RPI 150+				
18- 9	2- 4	0- 2	OVERALL	2- 3	4- 0	10- 0				
9- 3	2- 1	0- 1	HOME	1- 1	2- 0	4- 0				
6- 6	0- 3	0- 1	AWAY	0- 2	1- 0	5- 0				
3- 0	0- 0	0- 0	NEUTRAL	1- 0	1- 0	1- 0				
10- 3	0- 0	0- 0	NON-CONFERENCE	1- 3	2- 0	7- 0				
4- 1	0- 0	0- 0	HOME	0- 1	1- 0	3- 0				
3- 2	0- 0	0- 0	AWAY	0- 2	0- 0	3- 0				
3- 0	0- 0	0- 0	NEUTRAL	1- 0	1- 0	1- 0				
8- 6	2- 4	0- 2	CONFERENCE	1- 0	2- 0	3- 0				
5- 2	2- 1	0- 1	HOME	1- 0	1- 0	1- 0				
3- 4	0- 3	0- 1	AWAY	0- 0	1- 0	2- 0				
0- 0	0- 0	0- 0	NEUTRAL	0- 0	0- 0	0- 0				

RPI 1-25				RPI 26-50				RPI 51-100 Team's RPI: 56				RPI 101+			
RPI	S	Opponent	Score	RPI	S	Opponent	Score	RPI	S	Opponent	Score	RPI	S	Opponent	Score
2	H	South Carolina	58 74	28	H	Missouri	55 69	63	A	FGCU	45 52	123	A	LSU	63 53
15	A	Kentucky	47 54	31	A	Mississippi St.	45 60	79	N	Minnesota	81 79	131	H	Arkansas	71 60
15	H	Kentucky	66 61					82	H	Vanderbilt	53 45	144	N	Boise St.	55 53
20	A	Georgia	30 63					88	A	Marquette	69 70	145	H	UAB	85 71
21	H	Florida	80 58					91	H	Virginia	52 69	156	A	Alabama	59 55
24	A	Tennessee	52 79									156	H	Alabama	72 59
												159	H	East Carolina	83 69
												164	A	Ole Miss	65 60
												185	H	George Mason	88 59
												266	N	Coppin St.	69 54
												284	A	Towson	74 52
												294	A	Savannah St.	62 40
												307	A	Southeastern La.	80 68
												318	H	Winthrop	76 33
LAST 12 Division I GAMES:															
28	H	Missouri	55 69	20	A	Georgia	30 63								
21	H	Florida	80 58	131	H	Arkansas	71 60								
164	A	Ole Miss	65 60	2	H	South Carolina	58 74								
156	A	Alabama	59 55	15	A	Kentucky	47 54								
82	H	Vanderbilt	53 45	156	H	Alabama	72 59								
123	A	LSU	63 53	24	A	Tennessee	52 79								

Non-Div I Games:

Auburn

■ Loss,
■ Non-Conf, S Site,
■ Home
■ Away
N Neutral

Average RPI Win: 250	WON-LOST	WINNING	LAST 10	STRENGTH OF	OPP. STRENGTH	TEAM	ADJ.	CONF.	ADJ CONF.
Average RPI Loss: 151	RECORD	PCT. RANK	GAMES	SCHEDULE	OF SCHEDULE	RPI	RPI	RPI	RPI
DIV. I ONLY	7- 19	286	4- 6	157	216	269	269	24	24
DIV. I NON-CONF.	0- 11	338	0- 0	35	96	274	274	23	23
TOTALS	RPI 1-25	RPI 26-50	W-L RECORDS	RPI 51-100	RPI 101-150	RPI 150+			
7- 19	0- 0	0- 3	OVERALL	1- 6	0- 1	6- 9			
6- 3	0- 0	0- 0	HOME	1- 2	0- 0	5- 1			
1- 15	0- 0	0- 2	AWAY	0- 4	0- 1	1- 8			
0- 1	0- 0	0- 1	NEUTRAL	0- 0	0- 0	0- 0			
0- 11	0- 0	0- 3	NON-CONFERENCE	0- 5	0- 0	0- 3			
0- 2	0- 0	0- 0	HOME	0- 2	0- 0	0- 0			
0- 8	0- 0	0- 2	AWAY	0- 3	0- 0	0- 3			
0- 1	0- 0	0- 1	NEUTRAL	0- 0	0- 0	0- 0			
7- 8	0- 0	0- 0	CONFERENCE	1- 1	0- 1	6- 6			
6- 1	0- 0	0- 0	HOME	1- 0	0- 0	5- 1			
1- 7	0- 0	0- 0	AWAY	0- 1	0- 1	1- 5			
0- 0	0- 0	0- 0	NEUTRAL	0- 0	0- 0	0- 0			

RPI S	Opponent	Score	RPI S	Opponent	Score	RPI S	Opponent	Score	RPI S	Opponent	Score	Team's RPI: 269
41	A Arkansas St.	55 66	70	H Middle Tenn.	55 86	101	A Belmont	82 88				
46	N Indiana	58 90	72	A Ball St.	44 72	157	A ETSU	76 80				
49	A Western Ky.	69 88	82	A Vanderbilt	56 73	166	A SIUE	75 94				
			87	A UT Martin	51 75	166	H SIUE	61 72				
			87	H UT Martin	80 70	184	H Eastern Ky.	94 66				
			95	H California	58 67	203	A Southeast Mo. St.	69 71				
			100	A Wright St.	56 77	261	A Tennessee St.	58 66				
						265	A Miami (OH)	60 75				
						271	A Murray St.	72 75				
						271	H Murray St.	81 72				
						273	H Tennessee Tech	91 75				
						289	H Jacksonville St.	61 59				
						293	A Kennesaw St.	65 73				
						304	A Morehead St.	96 75				
						341	A Eastern Ill.	56 64				
						341	H Eastern Ill.	80 45				
LAST 12 Division I GAMES:												
271	H Murray St.	81 72	203	A Southeast Mo. St.	69 71							
166	A SIUE	75 94	166	H SIUE	61 72							
87	H UT Martin	80 70	341	H Eastern Ill.	80 45							
341	A Eastern Ill.	56 64	304	A Morehead St.	96 75							
271	A Murray St.	72 75	101	A Belmont	82 88							
87	A UT Martin	51 75	261	A Tennessee St.	58 66							

Non-Div I Games: Trevecca Nazarene 97 75 Christian Bros. 74 55

Austin Peay

BYU				Through Games Of Feb. 21, 2016						
Average RPI Win:	145	WON-LOST	WINNING	LAST 10	STRENGTH OF	OPP. STRENGTH	TEAM	ADJ.	CONF.	ADJ CONF.
Average RPI Loss:	44	RECORD	PCT. RANK	GAMES	SCHEDULE	OF SCHEDULE	RPI	RPI	RPI	RPI
DIV. I ONLY	22- 4	21	10- 0	25	94	12	12	8	8	
DIV. I NON-CONF.	7- 3	91	0- 0	14	51	14	14	9	9	
<hr/>										
TOTALS	RPI 1-25	RPI 26-50		W-L RECORDS		RPI 51-100	RPI 101-150	RPI 150+		
22- 4	1- 1	0- 2		OVERALL		6- 1	5- 0	10- 0		
12- 0	0- 0	0- 0		HOME		4- 0	2- 0	6- 0		
7- 3	0- 0	0- 2		AWAY		2- 1	1- 0	4- 0		
3- 1	1- 1	0- 0		NEUTRAL		0- 0	2- 0	0- 0		
<hr/>										
7- 3	1- 1	0- 2		NON-CONFERENCE		1- 0	2- 0	3- 0		
3- 0	0- 0	0- 0		HOME		1- 0	0- 0	2- 0		
1- 2	0- 0	0- 2		AWAY		0- 0	0- 0	1- 0		
3- 1	1- 1	0- 0		NEUTRAL		0- 0	2- 0	0- 0		
<hr/>										
15- 1	0- 0	0- 0		CONFERENCE		5- 1	3- 0	7- 0		
9- 0	0- 0	0- 0		HOME		3- 0	2- 0	4- 0		
6- 1	0- 0	0- 0		AWAY		2- 1	1- 0	3- 0		
0- 0	0- 0	0- 0		NEUTRAL		0- 0	0- 0	0- 0		

RPI 1-25 Team's RPI: 12				RPI 26-50				RPI 51-100				RPI 101+			
RPI	S	Opponent	Score	RPI	S	Opponent	Score	RPI	S	Opponent	Score	RPI	S	Opponent	Score
13	N	Texas A&M	72 64	33	A	Oklahoma	47 73	59	A	St. Mary's (CA)	65 44	102	A	San Francisco	66 57
20	N	Georgia	58 66	44	A	Colorado St.	55 61	59	H	St. Mary's (CA)	65 59	102	H	San Francisco	65 62
								61	A	Santa Clara	68 63	108	H	Gonzaga	58 54
								61	H	Santa Clara	70 63	120	N	Hawaii	67 56
								77	A	San Diego	65 78	130	N	Penn St.	63 51
								77	H	San Diego	68 60	154	A	Pacific	67 57
								78	H	Utah	73 59	154	H	Pacific	79 62
												199	A	Weber St.	68 51
												202	H	Utah St.	81 69
												206	H	Utah Valley	78 62
												241	A	Loyola Marymount	82 75
												241	H	Loyola Marymount	75 61
												264	A	Pepperdine	77 66
												264	H	Pepperdine	69 64
												287	H	Portland	78 66
LAST 12 Division I GAMES:															
				77	H	San Diego	68 60	241	A	Loyola Marymount	82 75				
				61	H	Santa Clara	70 63	264	H	Pepperdine	69 64				
				102	H	San Francisco	65 62	241	H	Loyola Marymount	75 61				
				59	A	St. Mary's (CA)	65 44	287	H	Portland	78 66				
				154	A	Pacific	67 57	108	H	Gonzaga	58 54				
				264	A	Pepperdine	77 66	102	A	San Francisco	66 57				

Non-Div I Games: BYU-Hawaii 85 40

BYU

Loss, Non-Conf, S Site, H Home A Away N Neutral

Average RPI Win:	179	WON-LOST	WINNING	LAST 10	STRENGTH OF	OPP. STRENGTH	TEAM	ADJ.	CONF.	ADJ CONF.
Average RPI Loss:	89	RECORD	PCT. RANK	GAMES	SCHEDULE	OF SCHEDULE	RPI	RPI	RPI	RPI
DIV. I ONLY	17- 7	67	7- 3	109	116	72	72	11	11	
DIV. I NON-CONF.	7- 3	91	0- 0	216	76	97	97	13	13	
TOTALS	RPI 1-25	RPI 26-50	W-L RECORDS	RPI 51-100	RPI 101-150	RPI 150+				
17- 7	0- 1	1- 2	OVERALL	3- 3	5- 0	8- 1				
10- 2	0- 0	1- 1	HOME	3- 1	3- 0	3- 0				
6- 4	0- 0	0- 1	AWAY	0- 0	2- 0	4- 0				
1- 1	0- 1	0- 0	NEUTRAL	0- 0	0- 0	1- 0				
7- 3	0- 1	1- 0	NON-CONFERENCE	1- 2	0- 0	5- 0				
4- 0	0- 0	1- 0	HOME	1- 0	0- 0	2- 0				
2- 2	0- 0	0- 0	AWAY	0- 2	0- 0	2- 0				
1- 1	0- 1	0- 0	NEUTRAL	0- 0	0- 0	1- 0				
10- 4	0- 0	0- 2	CONFERENCE	2- 1	5- 0	3- 1				
6- 2	0- 0	0- 1	HOME	2- 1	3- 0	1- 0				
4- 2	0- 0	0- 1	AWAY	0- 0	2- 0	2- 1				
0- 0	0- 0	0- 0	NEUTRAL	0- 0	0- 0	0- 0				

RPI 1-25				RPI 26-50				RPI 51-100				Team's RPI: 72	RPI 101+			
RPI	S	Opponent	Score	RPI	S	Opponent	Score	RPI	S	Opponent	Score		RPI	S	Opponent	Score
21	N	Florida	79 85	29	A	Ohio	48 73	57	A	Purdue	63 73		115	A	Western Mich.	77 53
				29	H	Ohio	67 68	58	H	Saint Louis	79 70		115	H	Western Mich.	60 54
				49	H	Western Ky.	74 60	76	A	Charlotte	66 72		129	H	Akron	78 71
								85	H	Central Mich.	65 74		138	A	Buffalo	59 57
								92	H	Eastern Mich.	76 54		138	H	Buffalo	68 63
								98	H	Toledo	75 69		183	H	Butler	58 50
													219	N	Massachusetts	81 54
													253	A	Bowling Green	67 56
													258	A	Northern Ill.	73 57
													265	H	Miami (OH)	66 41
													269	H	Austin Peay	72 44
													325	A	Kent St.	50 59
													326	A	Evansville	73 53
													335	A	Lipscomb	72 60
LAST 12 Division I GAMES:																
				115	H	Western Mich.	60 54	29	H	Ohio	67 68					
				258	A	Northern Ill.	73 57	115	A	Western Mich.	77 53					
				325	A	Kent St.	50 59	92	H	Eastern Mich.	76 54					
				85	H	Central Mich.	65 74	253	A	Bowling Green	67 56					
				138	A	Buffalo	59 57	138	H	Buffalo	68 63					
				129	H	Akron	78 71	265	H	Miami (OH)	66 41					

Non-Div I Games: Ohio Valley 94 45

Ball St.

■ Loss,
 ■ Non-Conf, S Site,
 ■ Home
 ■ Away
 N Neutral

Average RPI Win: 101		WON-LOST	WINNING	LAST 10	STRENGTH OF	OPP. STRENGTH	TEAM	ADJ.	CONF.	ADJ CONF.
Average RPI Loss: 18		RECORD	PCT. RANK	GAMES	SCHEDULE	OF SCHEDULE	RPI	RPI	RPI	RPI
DIV. I ONLY		27- 1	2	10- 0	21	21	4	4	3	3
DIV. I NON-CONF.		13- 0	1	0- 0	30	47	3	3	3	3
TOTALS		RPI 1-25	RPI 26-50		W-L RECORDS		RPI 51-100	RPI 101-150	RPI 150+	
27- 1	4- 1	7- 0		OVERALL		4- 0	6- 0	6- 0		
17- 0	2- 0	4- 0		HOME		2- 0	5- 0	4- 0		
6- 1	1- 1	1- 0		AWAY		2- 0	1- 0	1- 0		
4- 0	1- 0	2- 0		NEUTRAL		0- 0	0- 0	1- 0		
13- 0	2- 0	3- 0		NON-CONFERENCE		0- 0	4- 0	4- 0		
9- 0	1- 0	1- 0		HOME		0- 0	4- 0	3- 0		
0- 0	0- 0	0- 0		AWAY		0- 0	0- 0	0- 0		
4- 0	1- 0	2- 0		NEUTRAL		0- 0	0- 0	1- 0		
14- 1	2- 1	4- 0		CONFERENCE		4- 0	2- 0	2- 0		
8- 0	1- 0	3- 0		HOME		2- 0	1- 0	1- 0		
6- 1	1- 1	1- 0		AWAY		2- 0	1- 0	1- 0		
0- 0	0- 0	0- 0		NEUTRAL		0- 0	0- 0	0- 0		

RPI	S	Opponent	Score	RPI	S	Opponent	Score	RPI	S	Opponent	Score	RPI	S	Opponent	Score
6	A	Texas	80 67	26	N	Miami (FL)	88 81	86	A	TCU	81 75	128	H	Northwestern St.	86 44
18	A	Oklahoma St.	45 52	33	H	Oklahoma	78 68	86	H	TCU	72 55	141	A	Texas Tech	66 36
18	H	Oklahoma St.	66 41	36	A	West Virginia	71 61	96	A	Iowa St.	77 61	141	H	Texas Tech	69 43
22	H	DePaul	86 72	36	H	West Virginia	69 64	96	H	Iowa St.	78 41	146	H	Oral Roberts	97 39
23	N	Michigan St.	84 76	37	H	South Fla.	66 63					148	H	UT Arlington	62 20
				40	N	James Madison	77 63					149	H	Southern Miss.	97 42
				48	H	Kansas St.	87 52					162	H	McNeese St.	105 46
												181	H	Grambling	96 42
												195	N	Cincinnati	72 34
												216	A	Kansas	58 40
												216	H	Kansas	81 49
												224	H	Rice	89 38
LAST 12 Division I GAMES:															
96	H	Iowa St.	78 41	36	A	West Virginia	71 61								
18	H	Oklahoma St.	66 41	141	H	Texas Tech	69 43								
141	A	Texas Tech	66 36	96	A	Iowa St.	77 61								
86	A	TCU	81 75	6	A	Texas	80 67								
216	H	Kansas	81 49	36	H	West Virginia	69 64								
48	H	Kansas St.	87 52	86	H	TCU	72 55								

Non-Div I Games:

Baylor

Average RPI Win:	262	WON-LOST	WINNING	LAST 10	STRENGTH OF	OPP. STRENGTH	TEAM	ADJ.	CONF.	ADJ CONF.
Average RPI Loss:	89	RECORD	PCT. RANK	GAMES	SCHEDULE	OF SCHEDULE	RPI	RPI	RPI	RPI
DIV. I ONLY	17- 8	75	9- 1	231	242	101	101	24	24	
DIV. I NON-CONF.	6- 5	146	0- 0	90	156	84	84	23	23	
TOTALS	RPI 1-25	RPI 26-50	W-L RECORDS	RPI 51-100	RPI 101-150	RPI 150+				
17- 8	0- 1	0- 2	OVERALL	0- 2	2- 1	15- 2				
11- 0	0- 0	0- 0	HOME	0- 0	1- 0	10- 0				
6- 8	0- 1	0- 2	AWAY	0- 2	1- 1	5- 2				
0- 0	0- 0	0- 0	NEUTRAL	0- 0	0- 0	0- 0				
6- 5	0- 1	0- 2	NON-CONFERENCE	0- 1	2- 1	4- 0				
3- 0	0- 0	0- 0	HOME	0- 0	1- 0	2- 0				
3- 5	0- 1	0- 2	AWAY	0- 1	1- 1	2- 0				
0- 0	0- 0	0- 0	NEUTRAL	0- 0	0- 0	0- 0				
11- 3	0- 0	0- 0	CONFERENCE	0- 1	0- 0	11- 2				
8- 0	0- 0	0- 0	HOME	0- 0	0- 0	8- 0				
3- 3	0- 0	0- 0	AWAY	0- 1	0- 0	3- 2				
0- 0	0- 0	0- 0	NEUTRAL	0- 0	0- 0	0- 0				

RPI 1-25				RPI 26-50				RPI 51-100				RPI 101+ Team's RPI: 101			
RPI	S	Opponent	Score	RPI	S	Opponent	Score	RPI	S	Opponent	Score	RPI	S	Opponent	Score
5	A	Ohio St.	56 84	27	A	Green Bay	62 66	51	A	Chattanooga	53 62	113	A	Wake Forest	78 64
				49	A	Western Ky.	65 80	87	A	UT Martin	79 81	126	A	IUPUI	59 62
												145	H	UAB	63 62
												166	A	SIUE	60 73
												182	H	Troy	102 93
												184	H	Eastern Ky.	72 61
												203	A	Southeast Mo. St.	74 81
												261	H	Tennessee St.	80 65
												269	H	Austin Peay	88 82
												271	H	Murray St.	87 61
												273	A	Tennessee Tech	80 79
												273	H	Tennessee Tech	70 49
												278	H	Cleveland St.	76 58
												289	A	Jacksonville St.	44 32
												289	H	Jacksonville St.	56 42
												304	A	Morehead St.	89 74
												304	H	Morehead St.	99 71
												335	A	Lipscomb	90 68
												341	H	Eastern Ill.	89 61
												347	A	Alabama A&M	78 28
LAST 12 Division I GAMES:															
273	H	Tennessee Tech	70 49	273	A	Tennessee Tech	80 79								
87	A	UT Martin	79 81	261	H	Tennessee St.	80 65								
304	A	Morehead St.	89 74	289	A	Jacksonville St.	44 32								
289	H	Jacksonville St.	56 42	269	H	Austin Peay	88 82								
184	H	Eastern Ky.	72 61	271	H	Murray St.	87 61								
304	H	Morehead St.	99 71	341	H	Eastern Ill.	89 61								

Non-Div I Games: Young Harris 80 31 Trevecca Nazarene 86 59

Belmont

Loss, Non-Conf, S Site, H Home A Away N Neutral

Bethune-Cookman

Through Games Of Feb. 21, 2016

Average RPI Win:	307	WON-LOST	WINNING	LAST 10	STRENGTH OF	OPP. STRENGTH	TEAM	ADJ.	CONF.	ADJ CONF.
Average RPI Loss:	204	RECORD	PCT. RANK	GAMES	SCHEDULE	OF SCHEDULE	RPI	RPI	RPI	RPI
DIV. I ONLY	13- 11	146	7- 3	341	343	260	260	31	31	
DIV. I NON-CONF.	4- 7	222	0- 0	299	314	277	277	30	30	
TOTALS	RPI 1-25	RPI 26-50	W-L RECORDS	RPI 51-100	RPI 101-150	RPI 150+				
13- 11	0- 0	0- 1	OVERALL	0- 0	0- 0	13- 10				
6- 3	0- 0	0- 0	HOME	0- 0	0- 0	6- 3				
5- 6	0- 0	0- 0	AWAY	0- 0	0- 0	5- 0				
2- 2	0- 0	0- 0	NEUTRAL	0- 0	0- 0	2- 2				
4- 7	0- 0	0- 1	NON-CONFERENCE	0- 0	0- 0	4- 6				
0- 3	0- 0	0- 0	HOME	0- 0	0- 0	0- 3				
2- 2	0- 0	0- 1	AWAY	0- 0	0- 0	2- 1				
2- 2	0- 0	0- 0	NEUTRAL	0- 0	0- 0	2- 2				
9- 4	0- 0	0- 0	CONFERENCE	0- 0	0- 0	9- 4				
6- 0	0- 0	0- 0	HOME	0- 0	0- 0	6- 0				
3- 4	0- 0	0- 0	AWAY	0- 0	0- 0	3- 4				
0- 0	0- 0	0- 0	NEUTRAL	0- 0	0- 0	0- 0				

RPI 1-25				RPI 26-50				RPI 51-100				RPI 101+ Team's RPI: 260			
RPI	S	Opponent	Score	RPI	S	Opponent	Score	RPI	S	Opponent	Score	RPI	S	Opponent	Score
				26	A	Miami (FL)	47 55					152	H	Jacksonville	53 63
												158	A	Hampton	45 60
												189	A	Fla. Atlantic	60 82
												196	H	Stetson	38 62
												200	H	Brown	61 68
												227	N	Western Ill.	59 75
												234	H	Morgan St.	63 48
												247	A	N.C. A&T	55 68
												266	H	Coppin St.	69 56
												268	N	Georgia St.	61 68
												276	N	Ga. Southern	65 49
												291	A	Florida A&M	48 53
												291	H	Florida A&M	67 60
												292	A	UMES	71 76
												294	H	Savannah St.	50 44
												309	A	Western Caro.	66 59
												310	H	South Carolina St.	65 50
												324	A	North Florida	53 49
												327	N	LIU Brooklyn	68 55
												328	H	Delaware St.	66 35
												331	A	Howard	81 77
												346	A	Norfolk St.	53 45
												349	A	N.C. Central	63 46
LAST 12 Division I GAMES:															
				291	A	Florida A&M	48 53					331	A	Howard	81 77
				247	A	N.C. A&T	55 68					292	A	UMES	71 76
				349	A	N.C. Central	63 46					234	H	Morgan St.	63 48
				328	H	Delaware St.	66 35					266	H	Coppin St.	69 56
				294	H	Savannah St.	50 44					346	A	Norfolk St.	53 45
				291	H	Florida A&M	67 60					158	A	Hampton	45 60

Non-Div I Games: Warner 100 28 Edward Waters 67 48

Bethune-Cookman

Loss, Non-Conf, S Site, H Home A Away N Neutral

Average RPI Win:	275	WON-LOST	WINNING	LAST 10	STRENGTH OF	OPP. STRENGTH	TEAM	ADJ.	CONF.	ADJ CONF.
Average RPI Loss:	151	RECORD	PCT. RANK	GAMES	SCHEDULE	OF SCHEDULE	RPI	RPI	RPI	RPI
DIV. I ONLY	9- 15	243	5- 5	229	240	246	246	15	15	
DIV. I NON-CONF.	2- 8	290	0- 0	244	294	308	308	18	18	
TOTALS	RPI 1-25	RPI 26-50	W-L RECORDS	RPI 51-100	RPI 101-150	RPI 150+				
9- 15	0- 0	0- 2	OVERALL	0- 3	1- 2	8- 8				
6- 3	0- 0	0- 1	HOME	0- 1	1- 0	5- 1				
3- 12	0- 0	0- 1	AWAY	0- 2	0- 2	3- 7				
0- 0	0- 0	0- 0	NEUTRAL	0- 0	0- 0	0- 0				
2- 8	0- 0	0- 0	NON-CONFERENCE	0- 2	0- 1	2- 5				
2- 0	0- 0	0- 0	HOME	0- 0	0- 0	2- 0				
0- 8	0- 0	0- 0	AWAY	0- 2	0- 1	0- 5				
0- 0	0- 0	0- 0	NEUTRAL	0- 0	0- 0	0- 0				
7- 7	0- 0	0- 2	CONFERENCE	0- 1	1- 1	6- 3				
4- 3	0- 0	0- 1	HOME	0- 1	1- 0	3- 1				
3- 4	0- 0	0- 1	AWAY	0- 0	0- 1	3- 2				
0- 0	0- 0	0- 0	NEUTRAL	0- 0	0- 0	0- 0				

RPI S	Opponent	Score	RPI S	Opponent	Score	RPI S	Opponent	Score	RPI S	Opponent	Score	Team's RPI: 246
47	A Albany (NY)	58 64	47	H Albany (NY)	47 59	67	A Michigan	62 90	142	A Stony Brook	58 64	
						71	H Maine	38 52	142	H Stony Brook	54 47	
						89	A Bucknell	46 76	147	A Xavier	55 64	
									155	A UMBC	51 62	
									174	A Cornell	57 64	
									200	A Brown	65 67	
									210	A Canisius	50 80	
									217	A Hartford	53 47	
									217	H Hartford	39 41	
									231	A Sacred Heart	60 69	
									237	A Columbia	64 71	
									238	A New Hampshire	49 64	
									238	H New Hampshire	51 50	
									295	A Vermont	57 53	
									295	H Vermont	66 52	
									306	H Colgate	63 56	
									321	A UMass Lowell	75 70	
									321	H UMass Lowell	55 52	
									343	H NJIT	54 50	
LAST 12 Division I GAMES:												
321	H UMass Lowell	55 52	71	H Maine	38 52							
295	H Vermont	66 52	155	A UMBC	51 62							
217	H Hartford	39 41	321	A UMass Lowell	75 70							
47	A Albany (NY)	58 64	295	A Vermont	57 53							
238	A New Hampshire	49 64	47	H Albany (NY)	47 59							
142	H Stony Brook	54 47	217	A Hartford	53 47							

Non-Div I Games: Cedar Crest 74 18 Misericordia 73 44 Nyack 65 33

Binghamton

Loss, Non-Conf, S Site, H Home A Away N Neutral

Average RPI Win:	236	WON-LOST	WINNING	LAST 10	STRENGTH OF	OPP. STRENGTH	TEAM	ADJ.	CONF.	ADJ CONF.
Average RPI Loss:	134	RECORD	PCT. RANK	GAMES	SCHEDULE	OF SCHEDULE	RPI	RPI	RPI	RPI
DIV. I ONLY	14- 9	104	7- 3	194	225	144	144	19	19	
DIV. I NON-CONF.	5- 4	138	0- 0	247	241	201	201	20	20	
TOTALS	RPI 1-25	RPI 26-50	W-L RECORDS	RPI 51-100	RPI 101-150	RPI 150+				
14- 9	0- 0	0- 2	OVERALL	0- 2	0- 1	14- 4				
6- 5	0- 0	0- 1	HOME	0- 1	0- 0	6- 3				
7- 3	0- 0	0- 1	AWAY	0- 0	0- 1	7- 1				
1- 1	0- 0	0- 0	NEUTRAL	0- 1	0- 0	1- 0				
5- 4	0- 0	0- 0	NON-CONFERENCE	0- 2	0- 0	5- 2				
1- 3	0- 0	0- 0	HOME	0- 1	0- 0	1- 2				
3- 0	0- 0	0- 0	AWAY	0- 0	0- 0	3- 0				
1- 1	0- 0	0- 0	NEUTRAL	0- 1	0- 0	1- 0				
9- 5	0- 0	0- 2	CONFERENCE	0- 0	0- 1	9- 2				
5- 2	0- 0	0- 1	HOME	0- 0	0- 0	5- 1				
4- 3	0- 0	0- 1	AWAY	0- 0	0- 1	4- 1				
0- 0	0- 0	0- 0	NEUTRAL	0- 0	0- 0	0- 0				

RPI 1-25				RPI 26-50				RPI 51-100				RPI 101+				Team's RPI: 144	
RPI	S	Opponent	Score	RPI	S	Opponent	Score	RPI	S	Opponent	Score	RPI	S	Opponent	Score		
				44	A	Colorado St.	64 68	56	N	Auburn	53 55	133	A	Fresno St.	57 62		
				44	H	Colorado St.	51 83	73	H	Washington St.	52 57	180	A	New Mexico	81 60		
												180	H	New Mexico	60 70		
												194	A	San Jose St.	78 75		
												196	N	Stetson	71 65		
												197	A	Eastern Wash.	84 79		
												202	A	Utah St.	63 58		
												202	H	Utah St.	84 78		
												206	H	Utah Valley	70 72		
												212	H	UNLV	75 56		
												228	H	Col. of Charleston	61 38		
												232	H	Idaho St.	77 80		
												236	A	Wyoming	58 82		
												236	H	Wyoming	58 49		
												250	A	San Diego St.	75 45		
												254	A	Seattle	84 66		
												287	A	Portland	89 49		
												322	H	Nevada	66 58		
												344	H	Air Force	61 48		
LAST 12 Division I GAMES:																	
				180	H	New Mexico	60 70					212	H	UNLV	75 56		
				236	A	Wyoming	58 82					236	H	Wyoming	58 49		
				44	H	Colorado St.	51 83					194	A	San Jose St.	78 75		
				344	H	Air Force	61 48					250	A	San Diego St.	75 45		
				202	A	Utah St.	63 58					322	H	Nevada	66 58		
				180	A	New Mexico	81 60					133	A	Fresno St.	57 62		

Non-Div I Games: Concordia Portland 84 77 Cal St. L.A. 58 44

Boise St.

■ Loss,
 ■ Non-Conf, S Site,
 ■ Home
 ■ Away
 N Neutral

Average RPI Win:	197	WON-LOST	WINNING	LAST 10	STRENGTH OF	OPP. STRENGTH	TEAM	ADJ.	CONF.	ADJ CONF.
Average RPI Loss:	56	RECORD	PCT. RANK	GAMES	SCHEDULE	OF SCHEDULE	RPI	RPI	RPI	RPI
DIV. I ONLY	14- 13	168	2- 8	87	49	116	116	4	4	
DIV. I NON-CONF.	12- 1	9	0- 0	249	139	59	59	5	5	
TOTALS	RPI 1-25	RPI 26-50	W-L RECORDS	RPI 51-100	RPI 101-150	RPI 150+				
14- 13	0- 4	0- 3	OVERALL	3- 3	1- 3	10- 0				
8- 6	0- 2	0- 1	HOME	1- 1	1- 2	6- 0				
5- 6	0- 2	0- 1	AWAY	1- 2	0- 1	4- 0				
1- 1	0- 0	0- 1	NEUTRAL	1- 0	0- 0	0- 0				
12- 1	0- 0	0- 1	NON-CONFERENCE	3- 0	0- 0	9- 0				
7- 0	0- 0	0- 0	HOME	1- 0	0- 0	6- 0				
4- 0	0- 0	0- 0	AWAY	1- 0	0- 0	3- 0				
1- 1	0- 0	0- 1	NEUTRAL	1- 0	0- 0	0- 0				
2- 12	0- 4	0- 2	CONFERENCE	0- 3	1- 3	1- 0				
1- 6	0- 2	0- 1	HOME	0- 1	1- 2	0- 0				
1- 6	0- 2	0- 1	AWAY	0- 2	0- 1	1- 0				
0- 0	0- 0	0- 0	NEUTRAL	0- 0	0- 0	0- 0				

RPI 1-25				RPI 26-50				RPI 51-100				RPI 101+ Team's RPI: 116			
RPI	S	Opponent	Score	RPI	S	Opponent	Score	RPI	S	Opponent	Score	RPI	S	Opponent	Score
1	H	Notre Dame	50 63	26	H	Miami (FL)	62 67	53	A	Duke	51 71	113	H	Wake Forest	59 65
14	A	Florida St.	42 75	33	N	Oklahoma	61 76	57	A	Purdue	58 56	118	A	Virginia Tech	33 58
16	H	Louisville	45 55	43	A	North Carolina St.	63 74	71	H	Maine	55 48	122	H	Pittsburgh	54 43
17	A	Syracuse	61 62					75	A	Georgia Tech	56 62	124	H	North Carolina	78 86
								78	N	Utah	76 51	160	A	Northeastern	71 45
								91	H	Virginia	50 61	163	H	Yale	73 60
												217	H	Hartford	62 28
												238	H	New Hampshire	71 51
												239	H	Holy Cross	60 51
												242	H	Bryant	74 59
												249	A	Clemson	67 64
												259	A	Providence	67 41
												321	H	UMass Lowell	66 55
												345	A	Boston U.	58 37
LAST 12 Division I GAMES:															
16	H	Louisville	45 55	75	A	Georgia Tech	56 62								
249	A	Clemson	67 64	17	A	Syracuse	61 62								
91	H	Virginia	50 61	113	H	Wake Forest	59 65								
43	A	North Carolina St.	63 74	122	H	Pittsburgh	54 43								
124	H	North Carolina	78 86	53	A	Duke	51 71								
26	H	Miami (FL)	62 67	1	H	Notre Dame	50 63								

Non-Div I Games:

Boston College

■ Loss,
 ■ Non-Conf,
 ■ S Site,
 ■ H Home
 ■ A Away
 N Neutral

Average RPI Win: 270	WON-LOST	WINNING	LAST 10	STRENGTH OF	OPP. STRENGTH	TEAM	ADJ.	CONF.	ADJ CONF.
Average RPI Loss: 213	RECORD	PCT. RANK	GAMES	SCHEDULE	OF SCHEDULE	RPI	RPI	RPI	RPI
DIV. I ONLY	3- 23	339	2- 8	327	245	345	345	26	26
DIV. I NON-CONF.	0- 11	338	0- 0	297	170	349	349	27	27
TOTALS	RPI 1-25	RPI 26-50	W-L RECORDS	RPI 51-100	RPI 101-150	RPI 150+			
3- 23	0- 0	0- 1	OVERALL	0- 2	0- 2	3- 18			
2- 12	0- 0	0- 1	HOME	0- 1	0- 1	2- 9			
1- 11	0- 0	0- 0	AWAY	0- 0	0- 0	1- 4			
0- 0	0- 0	0- 0	NEUTRAL	0- 0	0- 0	0- 0			
0- 11	0- 0	0- 1	NON-CONFERENCE	0- 0	0- 2	0- 8			
0- 6	0- 0	0- 1	HOME	0- 0	0- 1	0- 4			
0- 5	0- 0	0- 0	AWAY	0- 0	0- 1	0- 4			
0- 0	0- 0	0- 0	NEUTRAL	0- 0	0- 0	0- 0			
3- 12	0- 0	0- 0	CONFERENCE	0- 2	0- 0	3- 10			
2- 6	0- 0	0- 0	HOME	0- 1	0- 0	2- 5			
1- 6	0- 0	0- 0	AWAY	0- 1	0- 0	1- 5			
0- 0	0- 0	0- 0	NEUTRAL	0- 0	0- 0	0- 0			

RPI S	Opponent	Score	RPI S	Opponent	Score	RPI S	Opponent	Score	RPI S	Opponent	Score	Team's RPI: 345
47	H Albany (NY)	43 83	89	A Bucknell	56 74	103	A Harvard	55 73	116	H Boston College	37 58	
			89	H Bucknell	59 72	160	H Northeastern	44 77	171	H Marist	54 73	
						208	H Rhode Island	41 57	215	A Lehigh	48 72	
						215	H Lehigh	66 73	219	A Massachusetts	56 73	
						226	A Dartmouth	52 72	233	A Navy	56 67	
						233	H Navy	51 49	238	A New Hampshire	52 69	
						239	H Holy Cross	41 60	252	A Loyola Maryland	54 63	
						252	H Loyola Maryland	46 67	270	A American	33 79	
						270	H American	63 59	295	H Vermont	45 60	
						306	A Colgate	71 58	306	H Colgate	63 72	
						321	A UMass Lowell	57 70	323	A Lafayette	56 71	
						323	H Lafayette	64 71				
LAST 12 Division I GAMES:												
89	H Bucknell	59 72	215	A Lehigh	48 72							
306	A Colgate	71 58	89	A Bucknell	56 74							
252	H Loyola Maryland	46 67	306	H Colgate	63 72							
270	A American	33 79	252	A Loyola Maryland	54 63							
323	H Lafayette	64 71	270	H American	63 59							
233	H Navy	51 49	323	A Lafayette	56 71							

Non-Div I Games:

Boston U.

Average RPI Win: 263		WON-LOST	WINNING	LAST 10	STRENGTH OF	OPP. STRENGTH	TEAM	ADJ.	CONF.	ADJ CONF.
Average RPI Loss: 119		RECORD	PCT. RANK	GAMES	SCHEDULE	OF SCHEDULE	RPI	RPI	RPI	RPI
DIV. I ONLY		9- 14	236	4- 6	243	147	253	253	11	11
DIV. I NON-CONF.		4- 5	193	0- 0	328	194	283	283	13	13
TOTALS	RPI 1-25	RPI 26-50		W-L RECORDS		RPI 51-100	RPI 101-150	RPI 150+		
9- 14	0- 0	0- 1		OVERALL		1- 6	0- 4	8- 3		
5- 7	0- 0	0- 1		HOME		1- 3	0- 3	4- 0		
3- 6	0- 0	0- 0		AWAY		0- 3	0- 1	3- 2		
1- 1	0- 0	0- 0		NEUTRAL		0- 0	0- 0	1- 1		
4- 5	0- 0	0- 0		NON-CONFERENCE		0- 2	0- 0	4- 3		
3- 1	0- 0	0- 0		HOME		0- 1	0- 0	3- 0		
0- 3	0- 0	0- 0		AWAY		0- 1	0- 0	0- 2		
1- 1	0- 0	0- 0		NEUTRAL		0- 0	0- 0	1- 1		
5- 9	0- 0	0- 1		CONFERENCE		1- 4	0- 4	4- 0		
2- 6	0- 0	0- 1		HOME		1- 2	0- 3	1- 0		
3- 3	0- 0	0- 0		AWAY		0- 2	0- 1	3- 0		
0- 0	0- 0	0- 0		NEUTRAL		0- 0	0- 0	0- 0		

RPI 1-25			
RPI	S	Opponent	Score
29	H	Ohio	57 72

RPI 26-50			
RPI	S	Opponent	Score
29	H	Ohio	57 72

RPI 51-100			
RPI	S	Opponent	Score
62	H	South Dakota St.	45 58
72	H	Ball St.	56 67
85	A	Central Mich.	75 76
91	A	Virginia	39 68
92	H	Eastern Mich.	67 63
98	A	Toledo	61 75
98	H	Toledo	60 68

Team's RPI: 253			
RPI	S	Opponent	Score
115	A	Western Mich.	45 74
115	H	Western Mich.	49 65
129	H	Akron	55 71
138	H	Buffalo	50 63
152	N	Jacksonville	72 69
167	N	Davidson	56 60
195	A	Cincinnati	51 54
258	A	Northern Ill.	58 43
265	A	Miami (OH)	64 58
278	A	Cleveland St.	48 69
303	H	Bradley	66 53
319	H	Illinois St.	70 52
325	A	Kent St.	65 55
325	H	Kent St.	71 49
326	H	Evansville	74 56

LAST 12 Division I GAMES:			
325	A	Kent St.	65 55
98	H	Toledo	60 68
138	H	Buffalo	50 63
115	H	Western Mich.	49 65
85	A	Central Mich.	75 76
98	A	Toledo	61 75
92	H	Eastern Mich.	67 63
325	H	Kent St.	71 49
258	A	Northern Ill.	58 43
72	H	Ball St.	56 67
129	H	Akron	55 71
29	H	Ohio	57 72

Non-Div I Games:

Bowling Green

Loss, Non-Conf, S Site, H Home A Away N Neutral

Average RPI Win: 291	WON-LOST	WINNING	LAST 10	STRENGTH OF	OPP. STRENGTH	TEAM	ADJ.	CONF.	ADJ CONF.
Average RPI Loss: 161	RECORD	PCT. RANK	GAMES	SCHEDULE	OF SCHEDULE	RPI	RPI	RPI	RPI
DIV. I ONLY	7- 18	280	3- 7	300	196	303	303	21	21
DIV. I NON-CONF.	3- 7	248	0- 0	252	169	261	261	17	17
TOTALS	RPI 1-25	RPI 26-50	W-L RECORDS	RPI 51-100	RPI 101-150	RPI 150+			
7- 18	0- 0	0- 1	OVERALL	0- 4	0- 5	7- 8			
4- 9	0- 0	0- 1	HOME	0- 1	0- 4	4- 3			
3- 9	0- 0	0- 0	AWAY	0- 3	0- 1	3- 5			
0- 0	0- 0	0- 0	NEUTRAL	0- 0	0- 0	0- 0			
3- 7	0- 0	0- 1	NON-CONFERENCE	0- 2	0- 1	3- 3			
1- 3	0- 0	0- 1	HOME	0- 0	0- 1	1- 1			
2- 4	0- 0	0- 0	AWAY	0- 2	0- 0	2- 2			
0- 0	0- 0	0- 0	NEUTRAL	0- 0	0- 0	0- 0			
4- 11	0- 0	0- 0	CONFERENCE	0- 2	0- 4	4- 5			
3- 6	0- 0	0- 0	HOME	0- 1	0- 3	3- 2			
1- 5	0- 0	0- 0	AWAY	0- 1	0- 1	1- 3			
0- 0	0- 0	0- 0	NEUTRAL	0- 0	0- 0	0- 0			

RPI S	Opponent	Score	RPI S	Opponent	Score	RPI S	Opponent	Score	RPI S	Opponent	Score	Team's RPI: 303
33	H Oklahoma	46 79	55	A Iowa	53 60	107	H UNI	47 55	109	H Drake	64 76	
			58	A Saint Louis	58 75	115	H Western Mich.	59 72	136	A Southern Ill.	49 75	
			90	A Missouri St.	56 59	136	H Southern Ill.	51 65	153	A Detroit	75 67	
			90	H Missouri St.	44 55	178	H Loyola Chicago	54 67	209	A Indiana St.	37 59	
						209	H Indiana St.	59 68	218	H Ill.-Chicago	56 66	
						253	A Bowling Green	53 66	258	A Northern Ill.	64 68	
						288	A Wichita St.	55 50	288	H Wichita St.	50 44	
						319	A Illinois St.	49 54	319	H Illinois St.	52 38	
						325	H Kent St.	68 60	326	A Evansville	46 62	
						326	H Evansville	66 52	340	A Chicago St.	66 60	
LAST 12 Division I GAMES:												
319	H Illinois St.	52 38	107	H UNI	47 55							
209	H Indiana St.	59 68	109	H Drake	64 76							
90	A Missouri St.	56 59	209	A Indiana St.	37 59							
288	A Wichita St.	55 50	319	A Illinois St.	49 54							
136	H Southern Ill.	51 65	288	H Wichita St.	50 44							
326	H Evansville	66 52	90	H Missouri St.	44 55							

Non-Div I Games: Eureka 87 47

Bradley

Average RPI Win:	269	WON-LOST	WINNING	LAST 10	STRENGTH OF	OPP. STRENGTH	TEAM	ADJ.	CONF.	ADJ CONF.
Average RPI Loss:	139	RECORD	PCT. RANK	GAMES	SCHEDULE	OF SCHEDULE	RPI	RPI	RPI	RPI
DIV. I ONLY	11- 11	169	1- 9	249	214	200	200	10	10	
DIV. I NON-CONF.	10- 2	33	1- 0	341	343	153	153	11	11	
TOTALS	RPI 1-25	RPI 26-50	W-L RECORDS	RPI 51-100	RPI 101-150	RPI 150+				
11- 11	0- 0	0- 4	OVERALL	0- 0	0- 1	11- 6				
5- 5	0- 0	0- 2	HOME	0- 0	0- 1	5- 2				
6- 6	0- 0	0- 2	AWAY	0- 0	0- 0	6- 4				
0- 0	0- 0	0- 0	NEUTRAL	0- 0	0- 0	0- 0				
10- 2	0- 0	0- 0	NON-CONFERENCE	0- 0	0- 0	10- 2				
5- 0	0- 0	0- 0	HOME	0- 0	0- 0	5- 0				
5- 2	0- 0	0- 0	AWAY	0- 0	0- 0	5- 2				
0- 0	0- 0	0- 0	NEUTRAL	0- 0	0- 0	0- 0				
1- 9	0- 0	0- 4	CONFERENCE	0- 0	0- 1	1- 4				
0- 5	0- 0	0- 2	HOME	0- 0	0- 1	0- 2				
1- 4	0- 0	0- 2	AWAY	0- 0	0- 0	1- 2				
0- 0	0- 0	0- 0	NEUTRAL	0- 0	0- 0	0- 0				

Brown

Brown

RPI 1-25				RPI 26-50				RPI 51-100				RPI 101+				Team's RPI: 200	
RPI	S	Opponent	Score	RPI	S	Opponent	Score	RPI	S	Opponent	Score	RPI	S	Opponent	Score		
				30	A	Penn	49 66					103	H	Harvard	79 87		
				30	H	Penn	59 69					163	A	Yale	54 81		
				38	A	Princeton	53 72					163	H	Yale	39 48		
				38	H	Princeton	57 83					174	A	Cornell	70 85		
												208	H	Rhode Island	67 63		
												226	H	Dartmouth	50 63		
												229	A	Manhattan	56 80		
												234	H	Morgan St.	72 45		
												237	A	Columbia	73 63		
												242	A	Bryant	84 67		
												246	H	Binghamton	67 65		
												259	H	Providence	57 47		
												260	A	Bethune-Cookman	68 61		
												295	H	Vermont	71 54		
												312	A	Fairleigh Dickinson	63 48		
												325	A	Kent St.	62 57		
												334	A	Saint Peter's	67 79		
												343	A	NJIT	74 49		
LAST 12 Division I GAMES:																	
				38	H	Princeton	57 83	30	A	Penn	49 66						
				30	H	Penn	59 69	38	A	Princeton	53 72						
				226	H	Dartmouth	50 63	163	H	Yale	39 48						
				103	H	Harvard	79 87	163	A	Yale	54 81						
				237	A	Columbia	73 63	343	A	NJIT	74 49						
				174	A	Cornell	70 85	334	A	Saint Peter's	67 79						

Non-Div I Games: Mount Ida 114 28 Rhode Island Col. 90 35

Brown

■ Loss,
 ■ Non-Conf,
 ■ S Site,
 ■ H Home
 ■ A Away
 N Neutral

Average RPI Win:	296	WON-LOST	WINNING	LAST 10	STRENGTH OF	OPP. STRENGTH	TEAM	ADJ.	CONF.	ADJ CONF.
Average RPI Loss:	193	RECORD	PCT. RANK	GAMES	SCHEDULE	OF SCHEDULE	RPI	RPI	RPI	RPI
DIV. I ONLY	15- 11	127	7- 3	333	331	242	242	30	30	
DIV. I NON-CONF.	3- 8	258	0- 0	288	207	302	302	32	32	
TOTALS	RPI 1-25	RPI 26-50	W-L RECORDS	RPI 51-100	RPI 101-150	RPI 150+				
15- 11	0- 0	0- 1	OVERALL	0- 1	0- 1	15- 8				
8- 4	0- 0	0- 0	HOME	0- 0	0- 0	8- 4				
7- 7	0- 0	0- 1	AWAY	0- 1	0- 1	7- 4				
0- 0	0- 0	0- 0	NEUTRAL	0- 0	0- 0	0- 0				
3- 8	0- 0	0- 1	NON-CONFERENCE	0- 1	0- 1	3- 5				
2- 3	0- 0	0- 0	HOME	0- 0	0- 0	2- 3				
1- 5	0- 0	0- 1	AWAY	0- 1	0- 1	1- 2				
0- 0	0- 0	0- 0	NEUTRAL	0- 0	0- 0	0- 0				
12- 3	0- 0	0- 0	CONFERENCE	0- 0	0- 0	12- 3				
6- 1	0- 0	0- 0	HOME	0- 0	0- 0	6- 1				
6- 2	0- 0	0- 0	AWAY	0- 0	0- 0	6- 2				
0- 0	0- 0	0- 0	NEUTRAL	0- 0	0- 0	0- 0				

RPI S	Opponent	Score	RPI S	Opponent	Score	RPI S	Opponent	Score	RPI S	Opponent	Score	Team's RPI: 242
34	A Seton Hall	57 93	71	A Maine	38 76	116	A Boston College	59 74				
						174	H Cornell	62 70				
						200	H Brown	67 84				
						219	H Massachusetts	69 86				
						221	A Robert Morris	53 55				
						221	H Robert Morris	71 65				
						231	A Sacred Heart	61 59				
						238	H New Hampshire	55 42				
						239	A Holy Cross	64 65				
						259	A Providence	78 88				
						262	A Saint Francis (PA)	72 85				
						262	H Saint Francis (PA)	84 72				
						279	A Central Conn. St.	65 53				
						279	H Central Conn. St.	70 56				
						295	H Vermont	68 52				
						312	A Fairleigh Dickinson	70 41				
						321	A UMass Lowell	83 64				
						327	H LIU Brooklyn	63 55				
						332	A St. Francis Brooklyn	70 42				
						332	H St. Francis Brooklyn	57 58				
						336	A Mt. St. Mary's	70 59				
						336	H Mt. St. Mary's	86 52				
						339	A Wagner	82 71				
						339	H Wagner	94 67				
LAST 12 Division I GAMES:												
336	H Mt. St. Mary's	86 52	231	A Sacred Heart	61 59							
332	H St. Francis Brooklyn	57 58	262	H Saint Francis (PA)	84 72							
339	H Wagner	94 67	221	H Robert Morris	71 65							
262	A Saint Francis (PA)	72 85	332	A St. Francis Brooklyn	70 42							
221	A Robert Morris	53 55	327	H LIU Brooklyn	63 55							
279	A Central Conn. St.	65 53	336	A Mt. St. Mary's	70 59							

Non-Div I Games:

Bryant

■ Loss,
 ■ Non-Conf,
 ■ S Site,
 ■ H Home
 ■ A Away
 N Neutral

Bucknell

Through Games Of Feb. 21, 2016

Average RPI Win: 256	WON-LOST	WINNING	LAST 10	STRENGTH OF	OPP. STRENGTH	TEAM	ADJ.	CONF.	ADJ CONF.
Average RPI Loss: 133	RECORD	PCT. RANK	GAMES	SCHEDULE	OF SCHEDULE	RPI	RPI	RPI	RPI
DIV. I ONLY	20- 6	40	9- 1	224	296	89	89	26	26
DIV. I NON-CONF.	6- 5	146	0- 0	204	297	156	156	27	27
TOTALS	RPI 1-25	RPI 26-50	W-L RECORDS	RPI 51-100	RPI 101-150	RPI 150+			
20- 6	0- 1	0- 0	OVERALL	1- 1	0- 1	19- 3			
11- 1	0- 0	0- 0	HOME	1- 0	0- 1	10- 0			
9- 5	0- 1	0- 0	AWAY	0- 1	0- 0	9- 3			
0- 0	0- 0	0- 0	NEUTRAL	0- 0	0- 0	0- 0			
6- 5	0- 1	0- 0	NON-CONFERENCE	0- 0	0- 1	6- 3			
4- 1	0- 0	0- 0	HOME	0- 0	0- 1	4- 0			
2- 4	0- 1	0- 0	AWAY	0- 0	0- 0	2- 3			
0- 0	0- 0	0- 0	NEUTRAL	0- 0	0- 0	0- 0			
14- 1	0- 0	0- 0	CONFERENCE	1- 1	0- 0	13- 0			
7- 0	0- 0	0- 0	HOME	1- 0	0- 0	6- 0			
7- 1	0- 0	0- 0	AWAY	0- 1	0- 0	7- 0			
0- 0	0- 0	0- 0	NEUTRAL	0- 0	0- 0	0- 0			

RPI 1-25				RPI 26-50				RPI 51-100				Team's RPI: 89	RPI 101+			
RPI	S	Opponent	Score	RPI	S	Opponent	Score	RPI	S	Opponent	Score		RPI	S	Opponent	Score
1	A	Notre Dame	54 85					65	A	Army West Point	63 68		132	H	Youngstown St.	47 55
								65	H	Army West Point	79 69		155	A	UMBC	52 65
													169	H	Delaware	80 51
													210	A	Canisius	56 61
													215	A	Lehigh	67 54
													215	H	Lehigh	80 77
													229	A	Manhattan	61 56
													233	A	Navy	51 41
													234	A	Morgan St.	50 64
													239	A	Holy Cross	58 51
													239	H	Holy Cross	74 64
													246	H	Binghamton	76 46
													252	A	Loyola Maryland	64 42
													252	H	Loyola Maryland	71 64
													270	A	American	66 60
													270	H	American	60 54
													278	A	Cleveland St.	59 57
													306	A	Colgate	71 51
													306	H	Colgate	79 60
													312	H	Fairleigh Dickinson	72 62
													336	H	Mt. St. Mary's	71 45
													345	A	Boston U.	72 59
													345	H	Boston U.	74 56
LAST 12 Division I GAMES:																
345	A	Boston U.	72 59	65	A	Army West Point	63 68	345	A	Boston U.	74 56					
252	A	Loyola Maryland	64 42	345	H	Boston U.	74 56	252	H	Loyola Maryland	71 64					
306	H	Colgate	79 60	306	A	Colgate	71 51	306	A	Colgate	71 51					
215	A	Lehigh	67 54	215	H	Lehigh	80 77	215	H	Lehigh	80 77					
239	H	Holy Cross	74 64	239	A	Holy Cross	58 51									
270	H	American	60 54													

Non-Div I Games:

Bucknell

■ Loss,
 ■ Non-Conf, S Site,
 ■ Home
 ■ Away
 N Neutral

Average RPI Win: 226	WON-LOST	WINNING	LAST 10	STRENGTH OF	OPP. STRENGTH	TEAM	ADJ.	CONF.	ADJ CONF.
Average RPI Loss: 110	RECORD	PCT. RANK	GAMES	SCHEDULE	OF SCHEDULE	RPI	RPI	RPI	RPI
DIV. I ONLY	13- 12	159	3- 7	150	169	138	138	11	11
DIV. I NON-CONF.	8- 3	77	0- 0	214	236	100	100	13	13
TOTALS	RPI 1-25	RPI 26-50	W-L RECORDS	RPI 51-100	RPI 101-150	RPI 150+			
13- 12	0- 1	1- 1	OVERALL	1- 6	0- 2	11- 2			
6- 5	0- 1	1- 0	HOME	1- 2	0- 2	4- 0			
6- 7	0- 0	0- 1	AWAY	0- 4	0- 0	6- 2			
1- 0	0- 0	0- 0	NEUTRAL	0- 0	0- 0	1- 0			
8- 3	0- 1	0- 1	NON-CONFERENCE	0- 1	0- 0	8- 0			
3- 1	0- 1	0- 0	HOME	0- 0	0- 0	3- 0			
4- 2	0- 0	0- 1	AWAY	0- 1	0- 0	4- 0			
1- 0	0- 0	0- 0	NEUTRAL	0- 0	0- 0	1- 0			
5- 9	0- 0	1- 0	CONFERENCE	1- 5	0- 2	3- 2			
3- 4	0- 0	1- 0	HOME	1- 2	0- 2	1- 0			
2- 5	0- 0	0- 0	AWAY	0- 3	0- 0	2- 2			
0- 0	0- 0	0- 0	NEUTRAL	0- 0	0- 0	0- 0			

RPI 1-25				RPI 26-50				RPI 51-100				RPI 101+ Team's RPI: 138			
RPI	S	Opponent	Score	RPI	S	Opponent	Score	RPI	S	Opponent	Score	RPI	S	Opponent	Score
19	H	Duquesne	62 79	29	H	Ohio	51 43	72	A	Ball St.	63 68	115	H	Western Mich.	78 92
				35	A	St. Bonaventure	32 59	72	H	Ball St.	57 59	129	H	Akron	61 69
								74	A	Hofstra	36 79	174	H	Cornell	59 41
								85	H	Central Mich.	67 61	210	H	Canisius	54 40
								92	A	Eastern Mich.	56 67	219	A	Massachusetts	56 48
								92	H	Eastern Mich.	55 70	231	A	Sacred Heart	66 53
								98	A	Toledo	60 71	249	N	Clemson	61 51
												253	A	Bowling Green	63 50
												258	A	Northern Ill.	74 76
												265	A	Miami (OH)	58 69
												265	H	Miami (OH)	58 39
												267	A	UCF	66 60
												308	A	Niagara	57 48
												325	A	Kent St.	77 66
												327	H	LIU Brooklyn	55 38
LAST 12 Division I GAMES:															
265	H	Miami (OH)	58 39	258	A	Northern Ill.	74 76								
92	H	Eastern Mich.	55 70	265	A	Miami (OH)	58 69								
253	A	Bowling Green	63 50	115	H	Western Mich.	78 92								
98	A	Toledo	60 71	129	H	Akron	61 69								
72	H	Ball St.	57 59	72	A	Ball St.	63 68								
29	H	Ohio	51 43	325	A	Kent St.	77 66								

Non-Div I Games:

Buffalo

■ Loss,
 ■ Non-Conf,
 S Site,
 ■ Home
 ■ Away
 N Neutral

Average RPI Win:	181	WON-LOST	WINNING	LAST 10	STRENGTH OF	OPP. STRENGTH	TEAM	ADJ.	CONF.	ADJ CONF.
Average RPI Loss:	81	RECORD	PCT. RANK	GAMES	SCHEDULE	OF SCHEDULE	RPI	RPI	RPI	RPI
DIV. I ONLY	9- 18	263	2- 8	81	46	183	183	6	6	
DIV. I NON-CONF.	5- 6	180	0- 0	123	21	137	137	6	6	
TOTALS	RPI 1-25	RPI 26-50	W-L RECORDS	RPI 51-100	RPI 101-150	RPI 150+				
9- 18	0- 2	1- 6	OVERALL	2- 5	1- 4	5- 1				
6- 7	0- 1	1- 3	HOME	2- 1	1- 2	2- 0				
2- 11	0- 1	0- 3	AWAY	0- 4	0- 2	2- 1				
1- 0	0- 0	0- 0	NEUTRAL	0- 0	0- 0	1- 0				
5- 6	0- 0	0- 2	NON-CONFERENCE	1- 3	1- 0	3- 1				
3- 1	0- 0	0- 1	HOME	1- 0	1- 0	1- 0				
1- 5	0- 0	0- 1	AWAY	0- 3	0- 0	1- 1				
1- 0	0- 0	0- 0	NEUTRAL	0- 0	0- 0	1- 0				
4- 12	0- 2	1- 4	CONFERENCE	1- 2	0- 4	2- 0				
3- 6	0- 1	1- 2	HOME	1- 1	0- 2	1- 0				
1- 6	0- 1	0- 2	AWAY	0- 1	0- 2	1- 0				
0- 0	0- 0	0- 0	NEUTRAL	0- 0	0- 0	0- 0				

RPI S	Opponent	Score	RPI S	Opponent	Score	RPI S	Opponent	Score	RPI S	Opponent	Score	Team's RPI: 183
22 A	DePaul	63 102	27 H	Green Bay	46 55	51 A	Chattanooga	49 60	131 H	Arkansas	63 57	
22 H	DePaul	54 61	34 A	Seton Hall	77 98	72 A	Ball St.	50 58	140 A	Creighton	49 77	
			34 H	Seton Hall	67 72	86 H	TCU	65 53	140 H	Creighton	42 52	
			37 A	South Fla.	77 87	88 A	Marquette	69 76	147 A	Xavier	47 55	
			45 A	St. John's (NY)	41 68	88 H	Marquette	64 80	147 H	Xavier	63 73	
			45 H	St. John's (NY)	62 58	94 H	Georgetown	82 76	209 A	Indiana St.	63 70	
			50 H	Villanova	45 57	100 A	Wright St.	53 66	243 H	Valparaiso	72 53	
									249 N	Clemson	54 50	
									259 A	Providence	77 67	
									259 H	Providence	65 50	
									267 A	UCF	71 63	
LAST 12 Division I GAMES:												
45 H	St. John's (NY)	62 58	147 A	Xavier	47 55							
34 H	Seton Hall	67 72	34 A	Seton Hall	77 98							
22 A	DePaul	63 102	45 A	St. John's (NY)	41 68							
88 A	Marquette	69 76	88 H	Marquette	64 80							
259 H	Providence	65 50	22 H	DePaul	54 61							
140 H	Creighton	42 52	140 A	Creighton	49 77							

Non-Div I Games:

Butler

■ Loss,
 ■ Non-Conf,
 ■ S Site,
 ■ H Home
 ■ A Away
 N Neutral

CSU Bakersfield

Through Games Of Feb. 21, 2016

Average RPI Win:	263	WON-LOST	WINNING	LAST 10	STRENGTH OF	OPP. STRENGTH	TEAM	ADJ.	CONF.	ADJ CONF.
Average RPI Loss:	126	RECORD	PCT. RANK	GAMES	SCHEDULE	OF SCHEDULE	RPI	RPI	RPI	RPI
DIV. I ONLY	9- 18	263	5- 5	114	185	240	240	25	25	
DIV. I NON-CONF.	3- 12	290	0- 0	42	36	221	221	25	25	
TOTALS	RPI 1-25	RPI 26-50	W-L RECORDS	RPI 51-100	RPI 101-150	RPI 150+				
9- 18	0- 5	0- 0	OVERALL	0- 3	0- 3	9- 7				
7- 6	0- 0	0- 0	HOME	0- 1	0- 1	7- 4				
2- 10	0- 3	0- 0	AWAY	0- 2	0- 2	2- 3				
0- 2	0- 2	0- 0	NEUTRAL	0- 0	0- 0	0- 0				
3- 12	0- 5	0- 0	NON-CONFERENCE	0- 1	0- 3	3- 3				
3- 3	0- 0	0- 0	HOME	0- 0	0- 1	3- 2				
0- 7	0- 3	0- 0	AWAY	0- 1	0- 2	0- 1				
0- 2	0- 2	0- 0	NEUTRAL	0- 0	0- 0	0- 0				
6- 6	0- 0	0- 0	CONFERENCE	0- 2	0- 0	6- 4				
4- 3	0- 0	0- 0	HOME	0- 1	0- 0	4- 2				
2- 3	0- 0	0- 0	AWAY	0- 1	0- 0	2- 2				
0- 0	0- 0	0- 0	NEUTRAL	0- 0	0- 0	0- 0				

RPI 1-25				RPI 26-50				RPI 51-100				RPI 101+ Team's RPI: 240			
RPI	S	Opponent	Score	RPI	S	Opponent	Score	RPI	S	Opponent	Score	RPI	S	Opponent	Score
2	N	South Carolina	71 90					54	A	UC Riverside	61 81	120	A	Hawaii	60 74
7	A	Oregon St.	51 75					93	A	New Mexico St.	63 86	120	H	Hawaii	55 65
8	N	Arizona St.	47 60					93	H	New Mexico St.	59 67	133	A	Fresno St.	52 57
9	A	UCLA	68 82									154	H	Pacific	74 80
10	A	Stanford	41 83									192	H	Cal Poly	57 52
												194	H	San Jose St.	90 88
												206	A	Utah Valley	53 72
												206	H	Utah Valley	61 54
												207	A	UTRGV	46 60
												207	H	UTRGV	80 66
												230	H	Grand Canyon	51 61
												254	H	Seattle	76 68
												255	A	UC Santa Barbara	60 61
												264	H	Pepperdine	73 76
												301	A	UMKC	78 68
												301	H	UMKC	40 56
												337	H	UC Irvine	65 39
												340	A	Chicago St.	74 61
												340	H	Chicago St.	76 43
LAST 12 Division I GAMES:															
207	H	UTRGV	80 66	230	H	Grand Canyon	51 61								
93	H	New Mexico St.	59 67	93	A	New Mexico St.	63 86								
206	A	Utah Valley	53 72	207	A	UTRGV	46 60								
340	A	Chicago St.	74 61	254	H	Seattle	76 68								
301	A	UMKC	78 68	301	H	UMKC	40 56								
206	H	Utah Valley	61 54	340	H	Chicago St.	76 43								

Non-Div I Games:

CSU Bakersfield

Loss, Non-Conf, S Site, H Home A Away N Neutral

Average RPI Win: 258	WON-LOST	WINNING	LAST 10	STRENGTH OF	OPP. STRENGTH	TEAM	ADJ.	CONF.	ADJ CONF.
Average RPI Loss: 160	RECORD	PCT. RANK	GAMES	SCHEDULE	OF SCHEDULE	RPI	RPI	RPI	RPI
DIV. I ONLY	6- 20	303	4- 6	259	162	298	298	22	22
DIV. I NON-CONF.	2- 12	311	0- 0	230	52	298	298	21	21
TOTALS	RPI 1-25	RPI 26-50	W-L RECORDS	RPI 51-100	RPI 101-150	RPI 150+			
6- 20	0- 2	0- 0	OVERALL	0- 5	2- 3	4- 10			
4- 7	0- 1	0- 0	HOME	0- 1	2- 0	2- 5			
2- 13	0- 1	0- 0	AWAY	0- 4	0- 3	2- 5			
0- 0	0- 0	0- 0	NEUTRAL	0- 0	0- 0	0- 0			
2- 12	0- 2	0- 0	NON-CONFERENCE	0- 4	1- 1	1- 5			
1- 4	0- 1	0- 0	HOME	0- 1	1- 0	0- 2			
1- 8	0- 1	0- 0	AWAY	0- 3	0- 1	1- 3			
0- 0	0- 0	0- 0	NEUTRAL	0- 0	0- 0	0- 0			
4- 8	0- 0	0- 0	CONFERENCE	0- 1	1- 2	3- 5			
3- 3	0- 0	0- 0	HOME	0- 0	1- 0	2- 3			
1- 5	0- 0	0- 0	AWAY	0- 1	0- 2	1- 2			
0- 0	0- 0	0- 0	NEUTRAL	0- 0	0- 0	0- 0			

RPI 1-25				RPI 26-50				RPI 51-100				RPI 101+ Team's RPI: 298			
RPI	S	Opponent	Score	RPI	S	Opponent	Score	RPI	S	Opponent	Score	RPI	S	Opponent	Score
8	A	Arizona St.	46 69					54	A	UC Riverside	76 83	120	A	Hawaii	50 77
20	H	Georgia	58 83					59	H	St. Mary's (CA)	59 93	120	H	Hawaii	63 60
								77	A	San Diego	64 86	130	H	Penn St.	81 73
								78	A	Utah	56 97	135	A	Long Beach St.	71 74
								95	A	California	44 106	137	A	Idaho	50 106
												186	H	UC Davis	52 75
												192	A	Cal Poly	62 66
												192	H	Cal Poly	66 77
												197	A	Eastern Wash.	59 70
												250	H	San Diego St.	65 67
												254	H	Seattle	56 62
												255	A	UC Santa Barbara	58 70
												255	H	UC Santa Barbara	49 65
												287	A	Portland	68 62
												315	A	Portland St.	77 83
												329	A	Southern Utah	65 67
												337	A	UC Irvine	83 64
												337	H	UC Irvine	62 48
												338	H	Cal St. Fullerton	79 52
LAST 12 Division I GAMES:															
192	H	Cal Poly	66 77	337	A	UC Irvine	83 64								
255	A	UC Santa Barbara	58 70	120	H	Hawaii	63 60								
337	H	UC Irvine	62 48	192	A	Cal Poly	62 66								
54	A	UC Riverside	76 83	255	H	UC Santa Barbara	49 65								
135	A	Long Beach St.	71 74	120	A	Hawaii	50 77								
338	H	Cal St. Fullerton	79 52	186	H	UC Davis	52 75								

Non-Div I Games:

CSUN

■ Loss,
 ■ Non-Conf,
 ■ S Site,
 ■ Home
 ■ A Away
 N Neutral

Average RPI Win:	256	WON-LOST	WINNING	LAST 10	STRENGTH OF	OPP. STRENGTH	TEAM	ADJ.	CONF.	ADJ CONF.
Average RPI Loss:	128	RECORD	PCT. RANK	GAMES	SCHEDULE	OF SCHEDULE	RPI	RPI	RPI	RPI
DIV. I ONLY	13- 13	169	4- 6	234	223	192	192	22	22	
DIV. I NON-CONF.	7- 6	156	0- 0	111	149	117	117	21	21	
TOTALS	RPI 1-25	RPI 26-50	W-L RECORDS	RPI 51-100	RPI 101-150	RPI 150+				
13- 13	0- 1	0- 0	OVERALL	0- 5	2- 2	11- 5				
7- 4	0- 0	0- 0	HOME	0- 2	1- 1	6- 1				
6- 8	0- 1	0- 0	AWAY	0- 3	1- 1	5- 3				
0- 1	0- 0	0- 0	NEUTRAL	0- 0	0- 0	0- 1				
7- 6	0- 1	0- 0	NON-CONFERENCE	0- 3	2- 0	5- 2				
4- 1	0- 0	0- 0	HOME	0- 1	1- 0	3- 0				
3- 4	0- 1	0- 0	AWAY	0- 2	1- 0	2- 1				
0- 1	0- 0	0- 0	NEUTRAL	0- 0	0- 0	0- 1				
6- 7	0- 0	0- 0	CONFERENCE	0- 2	0- 2	6- 3				
3- 3	0- 0	0- 0	HOME	0- 1	0- 1	3- 1				
3- 4	0- 0	0- 0	AWAY	0- 1	0- 1	3- 2				
0- 0	0- 0	0- 0	NEUTRAL	0- 0	0- 0	0- 0				

RPI 1-25				RPI 26-50				RPI 51-100				RPI 101+ Team's RPI: 192			
RPI	S	Opponent	Score	RPI	S	Opponent	Score	RPI	S	Opponent	Score	RPI	S	Opponent	Score
7	A	Oregon St.	43 80					54	A	UC Riverside	83 93	102	A	San Francisco	62 61
								54	H	UC Riverside	62 75	120	H	Hawaii	58 64
								59	A	St. Mary's (CA)	83 87	133	H	Fresno St.	64 60
								61	H	Santa Clara	63 69	135	A	Long Beach St.	53 65
								95	A	California	57 82	161	H	Montana St.	66 57
												168	H	Sacramento St.	97 72
												186	A	UC Davis	71 82
												186	H	UC Davis	57 75
												207	N	UTRGV	58 66
												240	A	CSU Bakersfield	52 57
												241	H	Loyola Marymount	70 58
												255	A	UC Santa Barbara	67 78
												264	A	Pepperdine	61 47
												298	A	CSUN	77 66
												298	H	CSUN	66 62
												313	A	A&M-Corpus Christi	56 45
												337	A	UC Irvine	72 54
												337	H	UC Irvine	50 38
												338	A	Cal St. Fullerton	63 57
												338	H	Cal St. Fullerton	51 46
LAST 12 Division I GAMES:															
298	A	CSUN	77 66	135	A	Long Beach St.	53 65								
338	A	Cal St. Fullerton	63 57	54	A	UC Riverside	83 93								
54	H	UC Riverside	62 75	186	H	UC Davis	57 75								
186	A	UC Davis	71 82	298	H	CSUN	66 62								
337	H	UC Irvine	50 38	338	H	Cal St. Fullerton	51 46								
120	H	Hawaii	58 64	337	A	UC Irvine	72 54								

Non-Div I Games:

Cal Poly

■ Loss,
■ Non-Conf,
■ S Site,
■ H Home
■ A Away
N Neutral

Average RPI Win: 298		WON-LOST	WINNING	LAST 10	STRENGTH OF	OPP. STRENGTH	TEAM	ADJ.	CONF.	ADJ CONF.
Average RPI Loss: 202		RECORD	PCT. RANK	GAMES	SCHEDULE	OF SCHEDULE	RPI	RPI	RPI	RPI
DIV. I ONLY		3- 24	341	1- 9	280	306	338	338	22	22
DIV. I NON-CONF.		2- 12	311	0- 0	258	333	330	330	21	21
TOTALS	RPI 1-25	RPI 26-50		W-L RECORDS		RPI 51-100	RPI 101-150	RPI 150+		
3- 24	0- 0	0- 0		OVERALL		0- 2	0- 3	3- 19		
1- 11	0- 0	0- 0		HOME		0- 2	0- 1	1- 8		
2- 12	0- 0	0- 0		AWAY		0- 0	0- 2	2- 10		
0- 1	0- 0	0- 0		NEUTRAL		0- 0	0- 0	0- 1		
2- 12	0- 0	0- 0		NON-CONFERENCE		0- 1	0- 0	2- 11		
1- 5	0- 0	0- 0		HOME		0- 1	0- 0	1- 4		
1- 6	0- 0	0- 0		AWAY		0- 0	0- 0	1- 6		
0- 1	0- 0	0- 0		NEUTRAL		0- 0	0- 0	0- 1		
1- 12	0- 0	0- 0		CONFERENCE		0- 1	0- 3	1- 8		
0- 6	0- 0	0- 0		HOME		0- 1	0- 1	0- 4		
1- 6	0- 0	0- 0		AWAY		0- 0	0- 2	1- 4		
0- 0	0- 0	0- 0		NEUTRAL		0- 0	0- 0	0- 0		

[illegible]

Cal St. Fullerton

California

Through Games Of Feb. 21, 2016

Average RPI Win:	133	WON-LOST	WINNING	LAST 10	STRENGTH OF	OPP. STRENGTH	TEAM	ADJ.	CONF.	ADJ CONF.
Average RPI Loss:	48	RECORD	PCT. RANK	GAMES	SCHEDULE	OF SCHEDULE	RPI	RPI	RPI	RPI
DIV. I ONLY	12- 15	207	2- 8	22	4	95	95	1	1	
DIV. I NON-CONF.	8- 2	51	0- 0	45	56	38	38	1	1	
TOTALS	RPI 1-25	RPI 26-50	W-L RECORDS	RPI 51-100	RPI 101-150	RPI 150+				
12- 15	2- 7	0- 2	OVERALL	3- 4	2- 1	5- 1				
9- 5	1- 2	0- 1	HOME	3- 2	1- 0	4- 0				
2- 9	1- 1	0- 0	AWAY	0- 0	0- 0	1- 0				
1- 1	0- 1	0- 0	NEUTRAL	0- 0	1- 0	0- 0				
8- 2	1- 1	0- 0	NON-CONFERENCE	2- 1	1- 0	4- 0				
5- 1	0- 0	0- 0	HOME	2- 1	0- 0	3- 0				
2- 0	1- 0	0- 0	AWAY	0- 0	0- 0	1- 0				
1- 1	0- 1	0- 0	NEUTRAL	0- 0	1- 0	0- 0				
4- 13	1- 6	0- 2	CONFERENCE	1- 3	1- 1	1- 1				
4- 4	1- 2	0- 1	HOME	1- 1	1- 0	1- 0				
0- 9	0- 4	0- 1	AWAY	0- 2	0- 1	0- 1				
0- 0	0- 0	0- 0	NEUTRAL	0- 0	0- 0	0- 0				

RPI 1-25				RPI 26-50				RPI 51-100 Team's RPI: 95				RPI 101+			
RPI	S	Opponent	Score	RPI	S	Opponent	Score	RPI	S	Opponent	Score	RPI	S	Opponent	Score
7	A	Oregon St.	48 70	31	H	Washington	65 75	54	H	UC Riverside	64 58	117	N	Liberty	77 72
8	A	Arizona St.	49 57	42	A	Southern California	47 61	59	H	St. Mary's (CA)	63 64	134	A	Arizona	52 57
8	H	Arizona St.	49 64					60	A	Oregon	59 69	134	H	Arizona	75 56
9	A	UCLA	56 75					73	H	Washington St.	74 71	168	H	Sacramento St.	117 99
9	H	UCLA	108 104					78	A	Utah	66 72	176	A	Colorado	57 78
10	A	Stanford	46 53					78	H	Utah	79 84	176	H	Colorado	64 35
10	H	Stanford	55 60					84	H	Nebraska	87 80	192	H	Cal Poly	82 57
13	N	Texas A&M	58 75									269	A	Austin Peay	67 58
16	A	Louisville	75 71									298	H	CSUN	106 44
LAST 12 Division I GAMES:															
176	A	Colorado	57 78	31	H	Washington	65 75	73	H	Washington St.	74 71				
78	A	Utah	66 72	42	A	Southern California	47 61	9	A	UCLA	56 75				
134	H	Arizona	75 56	8	H	Arizona St.	49 64	60	A	Oregon	59 69				
8	H	Arizona St.	49 64	10	H	Stanford	55 60	7	A	Oregon St.	48 70				
10	H	Stanford	55 60												
10	A	Stanford	46 53												

Non-Div I Games:

California

■ Loss,
 ■ Non-Conf,
 ■ S Site,
 ■ H Home
 ■ A Away
 N Neutral

Average RPI Win:	308	WON-LOST	WINNING	LAST 10	STRENGTH OF	OPP. STRENGTH	TEAM	ADJ.	CONF.	ADJ CONF.
Average RPI Loss:	187	RECORD	PCT. RANK	GAMES	SCHEDULE	OF SCHEDULE	RPI	RPI	RPI	RPI
DIV. I ONLY	10- 14	225	3- 7	320	322	283	283	28	28	
DIV. I NON-CONF.	5- 3	119	0- 0	302	346	190	190	29	29	
TOTALS	RPI 1-25	RPI 26-50	W-L RECORDS	RPI 51-100	RPI 101-150	RPI 150+				
10- 14	0- 0	0- 0	OVERALL	0- 1	0- 4	10- 9				
6- 5	0- 0	0- 0	HOME	0- 0	0- 2	6- 3				
4- 8	0- 0	0- 0	AWAY	0- 1	0- 1	4- 6				
0- 1	0- 0	0- 0	NEUTRAL	0- 0	0- 1	0- 0				
5- 3	0- 0	0- 0	NON-CONFERENCE	0- 1	0- 1	5- 1				
3- 0	0- 0	0- 0	HOME	0- 0	0- 0	3- 0				
2- 2	0- 0	0- 0	AWAY	0- 1	0- 0	2- 1				
0- 1	0- 0	0- 0	NEUTRAL	0- 0	0- 1	0- 0				
5- 11	0- 0	0- 0	CONFERENCE	0- 0	0- 3	5- 8				
3- 5	0- 0	0- 0	HOME	0- 0	0- 2	3- 3				
2- 6	0- 0	0- 0	AWAY	0- 0	0- 1	2- 5				
0- 0	0- 0	0- 0	NEUTRAL	0- 0	0- 0	0- 0				

RPI S	Opponent	Score	RPI S	Opponent	Score	RPI S	Opponent	Score	RPI S	Opponent	Score	Team's RPI: 283
80	A VCU	34 57				111	N Central Ark.	34 57				
						117	A Liberty	55 67				
						117	H Liberty	52 62				
						119	H UNC Asheville	58 72				
						157	A ETSU	55 70				
						201	A Radford	59 62				
						211	A Gardner-Webb	56 68				
						211	H Gardner-Webb	35 70				
						214	A Presbyterian	54 64				
						214	H Presbyterian	45 69				
						247	H N.C. A&T	56 55				
						248	H High Point	55 69				
						277	A Coastal Caro.	83 70				
						277	H Coastal Caro.	73 52				
						302	A Charleston So.	57 65				
						309	H Western Caro.	73 66				
						318	A Winthrop	49 50				
						318	H Winthrop	69 56				
						320	A Longwood	73 56				
						320	H Longwood	72 65				
						324	A North Florida	66 55				
						336	H Mt. St. Mary's	62 53				
						349	A N.C. Central	57 48				
LAST 12 Division I GAMES:												
214	A Presbyterian	54 64	302	A Charleston So.	57 65							
318	H Winthrop	69 56	318	A Winthrop	49 50							
320	H Longwood	72 65	214	H Presbyterian	45 69							
117	A Liberty	55 67	248	H High Point	55 69							
211	A Gardner-Webb	56 68	201	A Radford	59 62							
277	H Coastal Caro.	73 52	320	A Longwood	73 56							

Non-Div I Games: UNC Pembroke

62 67

Campbell

Average RPI Win:	249	WON-LOST	WINNING	LAST 10	STRENGTH OF	OPP. STRENGTH	TEAM	ADJ.	CONF.	ADJ CONF.
Average RPI Loss:	155	RECORD	PCT. RANK	GAMES	SCHEDULE	OF SCHEDULE	RPI	RPI	RPI	RPI
DIV. I ONLY	12- 15	207	4- 6	185	254	210	210	23	23	
DIV. I NON-CONF.	5- 4	138	0- 0	43	187	93	93	24	24	
TOTALS	RPI 1-25	RPI 26-50	W-L RECORDS	RPI 51-100	RPI 101-150	RPI 150+				
12- 15	0- 1	0- 1	OVERALL	1- 2	0- 4	11- 7				
7- 6	0- 0	0- 1	HOME	1- 1	0- 1	6- 3				
5- 9	0- 1	0- 0	AWAY	0- 1	0- 3	5- 4				
0- 0	0- 0	0- 0	NEUTRAL	0- 0	0- 0	0- 0				
5- 4	0- 1	0- 1	NON-CONFERENCE	1- 0	0- 2	4- 0				
3- 1	0- 0	0- 1	HOME	1- 0	0- 0	2- 0				
2- 3	0- 1	0- 0	AWAY	0- 0	0- 2	2- 0				
0- 0	0- 0	0- 0	NEUTRAL	0- 0	0- 0	0- 0				
7- 11	0- 0	0- 0	CONFERENCE	0- 2	0- 2	7- 7				
4- 5	0- 0	0- 0	HOME	0- 1	0- 1	4- 3				
3- 6	0- 0	0- 0	AWAY	0- 1	0- 1	3- 4				
0- 0	0- 0	0- 0	NEUTRAL	0- 0	0- 0	0- 0				

RPI 1-25				RPI 26-50				RPI 51-100				RPI 101+ Team's RPI: 210			
RPI	S	Opponent	Score	RPI	S	Opponent	Score	RPI	S	Opponent	Score	RPI	S	Opponent	Score
6	A	Texas	62 92	35	H	St. Bonaventure	47 59	89	H	Bucknell	61 56	121	A	Iona	56 79
								99	A	Quinnipiac	54 63	121	H	Iona	76 79
								99	H	Quinnipiac	68 80	132	A	Youngstown St.	51 53
												138	A	Buffalo	40 54
												160	A	Northeastern	68 57
												171	H	Marist	71 69
												198	A	Fairfield	48 52
												198	H	Fairfield	50 51
												220	A	Siena	57 61
												220	H	Siena	52 58
												229	A	Manhattan	55 77
												229	H	Manhattan	70 68
												246	H	Binghamton	80 50
												251	A	Monmouth	75 79
												251	H	Monmouth	71 81
												262	H	Saint Francis (PA)	77 52
												285	A	Lamar	57 55
												286	A	Rider	73 64
												286	H	Rider	60 49
												308	A	Niagara	68 66
												334	A	Saint Peter's	60 53
												334	H	Saint Peter's	54 42
LAST 12 Division I GAMES:															
251	H	Monmouth	71 81	121	H	Iona	76 79								
229	H	Manhattan	70 68	308	A	Niagara	68 66								
171	H	Marist	71 69	198	A	Fairfield	48 52								
286	H	Rider	60 49	220	A	Siena	57 61								
251	A	Monmouth	75 79	99	H	Quinnipiac	68 80								
229	A	Manhattan	55 77	334	H	Saint Peter's	54 42								

Non-Div I Games:

Canisius

■ Loss,
 ■ Non-Conf,
 S Site,
 ■ Home
 ■ Away
 N Neutral

Central Ark.

Through Games Of Feb. 21, 2016

Average RPI Win:	269	WON-LOST	WINNING	LAST 10	STRENGTH OF	OPP. STRENGTH	TEAM	ADJ.	CONF.	ADJ CONF.
Average RPI Loss:	74	RECORD	PCT. RANK	GAMES	SCHEDULE	OF SCHEDULE	RPI	RPI	RPI	RPI
DIV. I ONLY	18- 3	16	9- 1	310	305	111	111	27	27	
DIV. I NON-CONF.	6- 1	27	0- 0	280	341	95	95	26	26	
TOTALS	RPI 1-25	RPI 26-50	W-L RECORDS	RPI 51-100	RPI 101-150	RPI 150+				
18- 3	0- 1	0- 0	OVERALL	0- 1	1- 1	17- 0				
6- 2	0- 0	0- 0	HOME	0- 1	0- 1	6- 0				
10- 1	0- 0	0- 0	AWAY	0- 0	1- 0	9- 0				
2- 0	0- 0	0- 0	NEUTRAL	0- 0	0- 0	2- 0				
6- 1	0- 1	0- 0	NON-CONFERENCE	0- 0	0- 0	6- 0				
2- 0	0- 0	0- 0	HOME	0- 0	0- 0	2- 0				
2- 1	0- 1	0- 0	AWAY	0- 0	0- 0	2- 0				
2- 0	0- 0	0- 0	NEUTRAL	0- 0	0- 0	2- 0				
12- 2	0- 0	0- 0	CONFERENCE	0- 1	1- 1	11- 0				
4- 2	0- 0	0- 0	HOME	0- 1	0- 1	4- 0				
8- 0	0- 0	0- 0	AWAY	0- 0	1- 0	7- 0				
0- 0	0- 0	0- 0	NEUTRAL	0- 0	0- 0	0- 0				

RPI 1-25				RPI 26-50				RPI 51-100				RPI 101+ Team's RPI: 111			
RPI	S	Opponent	Score	RPI	S	Opponent	Score	RPI	S	Opponent	Score	RPI	S	Opponent	Score
24	A	Tennessee	47 102					69	H	Abilene Christian	49 61	128	A	Northwestern St.	74 49
												128	H	Northwestern St.	56 60
												162	A	McNeese St.	70 56
												203	A	Southeast Mo. St.	63 54
												212	A	Stephen F. Austin	55 53
												235	A	Sam Houston St.	73 63
												245	H	Houston Baptist	45 44
												271	A	Murray St.	61 51
												271	H	Murray St.	50 40
												283	N	Campbell	57 34
												285	H	Lamar	74 49
												307	H	Southeastern La.	80 58
												310	N	South Carolina St.	51 38
												311	H	Alcorn	58 35
												313	A	A&M-Corpus Christi	66 55
												317	A	Nicholls St.	71 65
												330	A	Incarnate Word	76 57
												333	A	New Orleans	59 44
												333	H	New Orleans	67 55
LAST 12 Division I GAMES:															
235	A	Sam Houston St.	73 63	128	A	Northwestern St.	74 49								
162	A	McNeese St.	70 56	317	A	Nicholls St.	71 65								
330	A	Incarnate Word	76 57	333	A	New Orleans	59 44								
128	H	Northwestern St.	56 60	245	H	Houston Baptist	45 44								
333	H	New Orleans	67 55	285	H	Lamar	74 49								
307	H	Southeastern La.	80 58	212	A	Stephen F. Austin	55 53								

Non-Div I Games: Central Baptist 70 37 Hendrix 72 43 Crowley's Ridge 93 38 Jarvis Christian 77 23
Central Ark.

Loss, Non-Conf, S Site, H Home A Away N Neutral

Average RPI Win:	282	WON-LOST	WINNING	LAST 10	STRENGTH OF	OPP. STRENGTH	TEAM	ADJ.	CONF.	ADJ CONF.
Average RPI Loss:	211	RECORD	PCT. RANK	GAMES	SCHEDULE	OF SCHEDULE	RPI	RPI	RPI	RPI
DIV. I ONLY	10- 16	239	5- 5	299	328	279	279	30	30	
DIV. I NON-CONF.	3- 8	258	0- 0	223	166	275	275	32	32	
TOTALS	RPI 1-25	RPI 26-50	W-L RECORDS	RPI 51-100	RPI 101-150	RPI 150+				
10- 16	0- 1	0- 0	OVERALL	0- 2	0- 1	10- 12				
6- 5	0- 0	0- 0	HOME	0- 0	0- 0	6- 5				
4- 11	0- 1	0- 0	AWAY	0- 2	0- 1	4- 7				
0- 0	0- 0	0- 0	NEUTRAL	0- 0	0- 0	0- 0				
3- 8	0- 1	0- 0	NON-CONFERENCE	0- 2	0- 1	3- 4				
3- 1	0- 0	0- 0	HOME	0- 0	0- 0	3- 1				
0- 7	0- 1	0- 0	AWAY	0- 2	0- 1	0- 3				
0- 0	0- 0	0- 0	NEUTRAL	0- 0	0- 0	0- 0				
7- 8	0- 0	0- 0	CONFERENCE	0- 0	0- 0	7- 8				
3- 4	0- 0	0- 0	HOME	0- 0	0- 0	3- 4				
4- 4	0- 0	0- 0	AWAY	0- 0	0- 0	4- 4				
0- 0	0- 0	0- 0	NEUTRAL	0- 0	0- 0	0- 0				

RPI 1-25				RPI 26-50				RPI 51-100				RPI 101+ Team's RPI: 279			
RPI	S	Opponent	Score	RPI	S	Opponent	Score	RPI	S	Opponent	Score	RPI	S	Opponent	Score
11	A	Maryland	43 86					65	A	Army West Point	52 81	130	A	Penn St.	47 73
								71	A	Maine	42 62	177	A	Fordham	48 63
												217	A	Hartford	41 49
												219	H	Massachusetts	78 68
												221	A	Robert Morris	55 72
												221	H	Robert Morris	48 39
												226	H	Dartmouth	59 55
												231	A	Sacred Heart	69 79
												231	H	Sacred Heart	57 61
												238	H	New Hampshire	50 64
												242	A	Bryant	56 70
												242	H	Bryant	53 65
												262	A	Saint Francis (PA)	79 59
												262	H	Saint Francis (PA)	66 51
												295	A	Vermont	63 79
												312	A	Fairleigh Dickinson	78 75
												321	H	UMass Lowell	64 53
												327	A	LIU Brooklyn	65 57
												327	H	LIU Brooklyn	45 59
												332	H	St. Francis Brooklyn	65 61
												336	A	Mt. St. Mary's	48 54
												339	A	Wagner	62 52
												339	H	Wagner	63 64
LAST 12 Division I GAMES:															
339	H	Wagner	63 64	332	H	St. Francis Brooklyn	65 61								
327	A	LIU Brooklyn	65 57	221	H	Robert Morris	48 39								
231	A	Sacred Heart	69 79	262	H	Saint Francis (PA)	66 51								
221	A	Robert Morris	55 72	231	H	Sacred Heart	57 61								
262	A	Saint Francis (PA)	79 59	339	A	Wagner	62 52								
242	H	Bryant	53 65	312	A	Fairleigh Dickinson	78 75								

Non-Div I Games:

Central Conn. St.

■ Loss,
 ■ Non-Conf,
 ■ S Site,
 ■ H Home
 ■ A Away
 N Neutral

Average RPI Win:	193	WON-LOST	WINNING	LAST 10	STRENGTH OF	OPP. STRENGTH	TEAM	ADJ.	CONF.	ADJ CONF.
Average RPI Loss:	108	RECORD	PCT. RANK	GAMES	SCHEDULE	OF SCHEDULE	RPI	RPI	RPI	RPI
DIV. I ONLY	17- 8	75	8- 2	119	137	85	85	11	11	
DIV. I NON-CONF.	6- 5	146	0- 0	132	121	130	130	13	13	
TOTALS	RPI 1-25	RPI 26-50	W-L RECORDS	RPI 51-100	RPI 101-150	RPI 150+				
17- 8	0- 1	0- 1	OVERALL	3- 1	3- 4	11- 1				
9- 3	0- 1	0- 0	HOME	1- 1	2- 1	6- 0				
7- 5	0- 0	0- 1	AWAY	2- 0	1- 3	4- 1				
1- 0	0- 0	0- 0	NEUTRAL	0- 0	0- 0	1- 0				
6- 5	0- 1	0- 0	NON-CONFERENCE	1- 0	0- 3	5- 1				
3- 2	0- 1	0- 0	HOME	1- 0	0- 1	2- 0				
2- 3	0- 0	0- 0	AWAY	0- 0	0- 2	2- 1				
1- 0	0- 0	0- 0	NEUTRAL	0- 0	0- 0	1- 0				
11- 3	0- 0	0- 1	CONFERENCE	2- 1	3- 1	6- 0				
6- 1	0- 0	0- 0	HOME	0- 1	2- 0	4- 0				
5- 2	0- 0	0- 1	AWAY	2- 0	1- 1	2- 0				
0- 0	0- 0	0- 0	NEUTRAL	0- 0	0- 0	0- 0				

RPI 1-25				RPI 26-50				RPI 51-100				RPI 101+			
RPI	S	Opponent	Score	RPI	S	Opponent	Score	RPI	S	Opponent	Score	RPI	S	Opponent	Score
19	H	Duquesne	49 68	29	A	Ohio	84 86	70	H	Middle Tenn.	81 59	104	A	Saint Joseph's	66 76
								72	A	Ball St.	74 65	105	H	Memphis	61 64
								92	A	Eastern Mich.	66 65	115	H	Western Mich.	53 51
								98	H	Toledo	79 81	129	A	Akron	97 77
												129	H	Akron	81 60
												138	A	Buffalo	61 67
												150	A	Illinois	69 74
												166	H	SIUE	78 65
												178	A	Loyola Chicago	68 59
												205	A	Oakland	110 87
												209	H	Indiana St.	85 65
												218	A	Ill.-Chicago	63 66
												253	H	Bowling Green	76 75
												258	A	Northern Ill.	73 67
												258	H	Northern Ill.	95 63
												265	A	Miami (OH)	72 58
												265	H	Miami (OH)	77 54
												286	N	Rider	76 58
												325	H	Kent St.	81 61
LAST 12 Division I GAMES:															
				98	H	Toledo	79 81			115	H	Western Mich.	53 51		
				258	A	Northern Ill.	73 67			129	H	Akron	81 60		
				72	A	Ball St.	74 65			265	A	Miami (OH)	72 58		
				253	H	Bowling Green	76 75			29	A	Ohio	84 86		
				92	A	Eastern Mich.	66 65			258	H	Northern Ill.	95 63		
				265	H	Miami (OH)	77 54			129	A	Akron	97 77		

Non-Div I Games:

Central Mich.

■ Loss,
 ■ Non-Conf, S Site,
 ■ Home
 ■ Away
 N Neutral

Charleston So.

Through Games Of Feb. 21, 2016

Average RPI Win:	292	WON-LOST	WINNING	LAST 10	STRENGTH OF	OPP. STRENGTH	TEAM	ADJ.	CONF.	ADJ CONF.
Average RPI Loss:	199	RECORD	PCT. RANK	GAMES	SCHEDULE	OF SCHEDULE	RPI	RPI	RPI	RPI
DIV. I ONLY	9- 14	236	4- 6	342	253	302	302	28	28	
DIV. I NON-CONF.	2- 4	234	0- 0	349	84	342	342	29	29	
TOTALS	RPI 1-25	RPI 26-50	W-L RECORDS	RPI 51-100	RPI 101-150	RPI 150+				
9- 14	0- 0	0- 0	OVERALL	0- 1	0- 3	9- 10				
6- 5	0- 0	0- 0	HOME	0- 0	0- 2	6- 3				
3- 9	0- 0	0- 0	AWAY	0- 1	0- 1	3- 7				
0- 0	0- 0	0- 0	NEUTRAL	0- 0	0- 0	0- 0				
2- 4	0- 0	0- 0	NON-CONFERENCE	0- 1	0- 0	2- 3				
2- 0	0- 0	0- 0	HOME	0- 0	0- 0	2- 0				
0- 4	0- 0	0- 0	AWAY	0- 1	0- 0	0- 3				
0- 0	0- 0	0- 0	NEUTRAL	0- 0	0- 0	0- 0				
7- 10	0- 0	0- 0	CONFERENCE	0- 0	0- 3	7- 7				
4- 5	0- 0	0- 0	HOME	0- 0	0- 2	4- 3				
3- 5	0- 0	0- 0	AWAY	0- 0	0- 1	3- 4				
0- 0	0- 0	0- 0	NEUTRAL	0- 0	0- 0	0- 0				

RPI 1-25			RPI 26-50			RPI 51-100			RPI 101+			Team's RPI: 302
RPI	S	Opponent	Score	RPI	S	Opponent	Score	RPI	S	Opponent	Score	
						91 A Virginia	65 85			117 A Liberty	40 51	
										117 H Liberty	49 59	
										119 H UNC Asheville	50 58	
										201 A Radford	40 55	
										201 H Radford	50 61	
										211 A Gardner-Webb	55 63	
										211 H Gardner-Webb	66 63	
										214 A Presbyterian	37 52	
										214 H Presbyterian	49 63	
										228 A Col. of Charleston	66 81	
										248 A High Point	64 62	
										249 A Clemson	36 43	
										276 A Ga. Southern	51 64	
										277 A Coastal Caro.	40 61	
										277 H Coastal Caro.	62 73	
										283 H Campbell	65 57	
										305 H Wofford	74 64	
										309 H Western Caro.	80 59	
										318 A Winthrop	58 50	
										318 H Winthrop	54 51	
										320 A Longwood	63 54	
										320 H Longwood	66 58	
LAST 12 Division I GAMES:												
211	H	Gardner-Webb	66 63	318	A	Winthrop	58 50					
277	A	Coastal Caro.	40 61	283	H	Campbell	65 57					
201	H	Radford	50 61	201	A	Radford	40 55					
214	A	Presbyterian	37 52	277	H	Coastal Caro.	62 73					
320	H	Longwood	66 58	211	A	Gardner-Webb	55 63					
117	H	Liberty	49 59	119	H	UNC Asheville	50 58					

Non-Div I Games: Paine 69 62 Columbia Int'l 67 35 Warner 73 53

Charleston So.

Loss, Non-Conf, S Site, H Home A Away N Neutral

Average RPI Win: 189	WON-LOST	WINNING	LAST 10	STRENGTH OF	OPP. STRENGTH	TEAM	ADJ.	CONF.	ADJ CONF.
Average RPI Loss: 83	RECORD	PCT. RANK	GAMES	SCHEDULE	OF SCHEDULE	RPI	RPI	RPI	RPI
DIV. I ONLY	16- 9	92	7- 3	86	128	76	76	12	12
DIV. I NON-CONF.	7- 4	110	0- 0	79	150	83	83	10	10
TOTALS	RPI 1-25	RPI 26-50	W-L RECORDS	RPI 51-100	RPI 101-150	RPI 150+			
16- 9	0- 0	1- 4	OVERALL	1- 2	2- 3	12- 0			
10- 2	0- 0	1- 1	HOME	1- 0	1- 1	7- 0			
5- 7	0- 0	0- 3	AWAY	0- 2	0- 2	5- 0			
1- 0	0- 0	0- 0	NEUTRAL	0- 0	1- 0	0- 0			
7- 4	0- 0	0- 3	NON-CONFERENCE	1- 1	1- 0	5- 0			
4- 1	0- 0	0- 1	HOME	1- 0	0- 0	3- 0			
2- 3	0- 0	0- 2	AWAY	0- 1	0- 0	2- 0			
1- 0	0- 0	0- 0	NEUTRAL	0- 0	1- 0	0- 0			
9- 5	0- 0	1- 1	CONFERENCE	0- 1	1- 3	7- 0			
6- 1	0- 0	1- 0	HOME	0- 0	1- 1	4- 0			
3- 4	0- 0	0- 1	AWAY	0- 1	0- 2	3- 0			
0- 0	0- 0	0- 0	NEUTRAL	0- 0	0- 0	0- 0			

RPI S	Opponent	Score	RPI S	Opponent	Score	RPI S	Opponent	Score	RPI S	Opponent	Score
26	H Miami (FL)	70 77	28	A Missouri	71 88	26	A Middle Tenn.	67 72	110	N Mercer	72 62
43	A North Carolina St.	65 72	49	A Western Ky.	66 77	72	H Ball St.	72 66	143	A Old Dominion	85 94
49	H Western Ky.	81 72				83	A Elon	83 90	143	H Old Dominion	59 71
									145	A UAB	57 75
									149	H Southern Miss.	80 59
									151	A Marshall	64 61
									151	H Marshall	87 77
									167	A Davidson	99 88
									173	H Louisiana Tech	63 58
									189	H Fla. Atlantic	85 79
									221	H Robert Morris	94 73
									223	A North Texas	82 70
									224	A Rice	69 58
									228	H Col. of Charleston	89 61
									268	A Georgia St.	83 71
									300	H FIU	87 74
									349	H N.C. Central	67 52
LAST 12 Division I GAMES:											
49	H Western Ky.	81 72	300	H FIU	87 74						
151	H Marshall	87 77	49	A Western Ky.	66 77						
223	A North Texas	82 70	151	A Marshall	64 61						
224	A Rice	69 58	145	A UAB	57 75						
143	A Old Dominion	85 94	70	A Middle Tenn.	67 72						
189	H Fla. Atlantic	85 79	173	H Louisiana Tech	63 58						

Non-Div I Games:

Charlotte

■ Loss,
 ■ Non-Conf, S Site,
 ■ Home
 ■ Away
 N Neutral

Chattanooga

Through Games Of Feb. 21, 2016

Average RPI Win: 195	WON-LOST	WINNING	LAST 10	STRENGTH OF	OPP. STRENGTH	TEAM	ADJ.	CONF.	ADJ CONF.
Average RPI Loss: 49	RECORD	PCT. RANK	GAMES	SCHEDULE	OF SCHEDULE	RPI	RPI	RPI	RPI
DIV. I ONLY	20- 7	47	8- 2	94	123	51	51	17	17
DIV. I NON-CONF.	9- 5	108	0- 0	20	19	39	39	15	15
TOTALS	RPI 1-25	RPI 26-50	W-L RECORDS	RPI 51-100	RPI 101-150	RPI 150+			
20- 7	0- 3	1- 2	OVERALL	1- 0	5- 2	13- 0			
13- 1	0- 1	1- 0	HOME	1- 0	5- 0	6- 0			
6- 6	0- 2	0- 2	AWAY	0- 0	0- 2	6- 0			
1- 0	0- 0	0- 0	NEUTRAL	0- 0	0- 0	1- 0			
9- 5	0- 3	1- 2	NON-CONFERENCE	1- 0	3- 0	4- 0			
7- 1	0- 1	1- 0	HOME	1- 0	3- 0	2- 0			
1- 4	0- 2	0- 2	AWAY	0- 0	0- 0	1- 0			
1- 0	0- 0	0- 0	NEUTRAL	0- 0	0- 0	1- 0			
11- 2	0- 0	0- 0	CONFERENCE	0- 0	2- 2	9- 0			
6- 0	0- 0	0- 0	HOME	0- 0	2- 0	4- 0			
5- 2	0- 0	0- 0	AWAY	0- 0	0- 2	5- 0			
0- 0	0- 0	0- 0	NEUTRAL	0- 0	0- 0	0- 0			

RPI 1-25				RPI 26-50				RPI 51-100				Team's RPI: 51				RPI 101+			
RPI	S	Opponent	Score	RPI	S	Opponent	Score	RPI	S	Opponent	Score	RPI	S	Opponent	Score	RPI	S	Opponent	Score
3	H	UConn	31 79	37	A	South Fla.	33 61	87	H	UT Martin	61 46	101	H	Belmont	62 53				
10	A	Stanford	30 73	41	H	Arkansas St.	55 54					103	H	Harvard	62 58				
24	A	Tennessee	57 59	46	A	Indiana	43 54					110	A	Mercer	44 67				
												110	H	Mercer	67 45				
												112	A	Samford	43 48				
												112	H	Samford	53 30				
												149	H	Southern Miss.	53 48				
												157	A	ETSU	65 57				
												159	N	East Carolina	72 61				
												162	H	McNeese St.	68 53				
												183	H	Butler	60 49				
												225	A	Furman	56 50				
												225	H	Furman	61 46				
												256	A	UNCW	61 33				
												297	A	UNCG	74 53				
												297	H	UNCG	72 61				
												305	A	Wofford	53 40				
												305	H	Wofford	65 48				
												309	A	Western Caro.	65 51				
												309	H	Western Caro.	77 59				
LAST 12 Division I GAMES:																			
110	H	Mercer	67 45	157	A	ETSU	65 57												
112	H	Samford	53 30	112	A	Samford	43 48												
309	A	Western Caro.	65 51	110	A	Mercer	44 67												
297	A	UNCG	74 53	297	H	UNCG	72 61												
305	H	Wofford	65 48	309	H	Western Caro.	77 59												
225	H	Furman	61 46	225	A	Furman	56 50												

Non-Div I Games:

Chattanooga

■ Loss,
 ■ Non-Conf, S Site,
 ■ Home
 ■ Away
 N Neutral

Chicago St.

Through Games Of Feb. 21, 2016

Average RPI Win:	290	WON-LOST	WINNING	LAST 10	STRENGTH OF	OPP. STRENGTH	TEAM	ADJ.	CONF.	ADJ CONF.
Average RPI Loss:	198	RECORD	PCT. RANK	GAMES	SCHEDULE	OF SCHEDULE	RPI	RPI	RPI	RPI
DIV. I ONLY	4- 22	328	2- 8	297	257	340	340	25	25	
DIV. I NON-CONF.	2- 12	311	0- 0	300	264	338	338	25	25	
TOTALS	RPI 1-25	RPI 26-50	W-L RECORDS	RPI 51-100	RPI 101-150	RPI 150+				
4- 22	0- 1	0- 1	OVERALL	0- 2	0- 2	4- 16				
3- 11	0- 0	0- 1	HOME	0- 1	0- 0	3- 9				
1- 11	0- 1	0- 0	AWAY	0- 1	0- 2	1- 7				
0- 0	0- 0	0- 0	NEUTRAL	0- 0	0- 0	0- 0				
2- 12	0- 1	0- 1	NON-CONFERENCE	0- 0	0- 2	2- 8				
1- 6	0- 0	0- 1	HOME	0- 0	0- 0	1- 5				
1- 6	0- 1	0- 0	AWAY	0- 0	0- 2	1- 3				
0- 0	0- 0	0- 0	NEUTRAL	0- 0	0- 0	0- 0				
2- 10	0- 0	0- 0	CONFERENCE	0- 2	0- 0	2- 8				
2- 5	0- 0	0- 0	HOME	0- 1	0- 0	2- 4				
0- 5	0- 0	0- 0	AWAY	0- 1	0- 0	0- 4				
0- 0	0- 0	0- 0	NEUTRAL	0- 0	0- 0	0- 0				

RPI 1-25				RPI 26-50				RPI 51-100				RPI 101+ Team's RPI: 340			
RPI	S	Opponent	Score	RPI	S	Opponent	Score	RPI	S	Opponent	Score	RPI	S	Opponent	Score
22	A	DePaul	42 88	48	H	Kansas St.	54 63	93	A	New Mexico St.	63 76	115	A	Western Mich.	56 65
								93	H	New Mexico St.	60 70	150	A	Illinois	36 67
												172	H	Milwaukee	48 55
												205	H	Oakland	51 74
												206	A	Utah Valley	46 74
												206	H	Utah Valley	62 69
												207	H	UTRGV	56 64
												218	H	Ill.-Chicago	47 51
												227	A	Western Ill.	50 88
												230	A	Grand Canyon	36 74
												230	H	Grand Canyon	60 65
												240	A	CSU Bakersfield	43 76
												240	H	CSU Bakersfield	61 74
												254	A	Seattle	45 59
												254	H	Seattle	57 49
												258	H	Northern Ill.	50 68
												299	A	Jackson St.	76 59
												301	H	UMKC	77 72
												303	H	Bradley	60 66
												304	H	Morehead St.	75 71
												316	A	IPFW	51 62
												319	A	Illinois St.	53 57
LAST 12 Division I GAMES:															
230	H	Grand Canyon	60 65	206	A	Utah Valley	46 74								
206	H	Utah Valley	62 69	230	A	Grand Canyon	36 74								
93	A	New Mexico St.	63 76	93	H	New Mexico St.	60 70								
240	H	CSU Bakersfield	61 74	207	H	UTRGV	56 64								
254	H	Seattle	57 49	254	A	Seattle	45 59								
301	H	UMKC	77 72	240	A	CSU Bakersfield	43 76								

Non-Div I Games:

Chicago St.

■ Loss,
■ Non-Conf,
■ S Site,
■ H Home
■ A Away
N Neutral

Average RPI Win:	252	WON-LOST	WINNING	LAST 10	STRENGTH OF	OPP. STRENGTH	TEAM	ADJ.	CONF.	ADJ CONF.
Average RPI Loss:	81	RECORD	PCT. RANK	GAMES	SCHEDULE	OF SCHEDULE	RPI	RPI	RPI	RPI
DIV. I ONLY	8- 18	274	2- 8	74	75	195	195	9	9	
DIV. I NON-CONF.	4- 7	222	0- 0	28	81	170	170	7	7	
TOTALS	RPI 1-25	RPI 26-50	W-L RECORDS	RPI 51-100	RPI 101-150	RPI 150+				
8- 18	0- 6	0- 2	OVERALL	0- 3	1- 3	7- 4				
5- 8	0- 2	0- 1	HOME	0- 2	1- 1	4- 2				
3- 8	0- 2	0- 1	AWAY	0- 1	0- 2	3- 2				
0- 2	0- 2	0- 0	NEUTRAL	0- 0	0- 0	0- 0				
4- 7	0- 4	0- 0	NON-CONFERENCE	0- 1	1- 1	3- 1				
4- 2	0- 1	0- 0	HOME	0- 1	1- 0	3- 0				
0- 3	0- 1	0- 0	AWAY	0- 0	0- 1	0- 1				
0- 2	0- 2	0- 0	NEUTRAL	0- 0	0- 0	0- 0				
4- 11	0- 2	0- 2	CONFERENCE	0- 2	0- 2	4- 3				
1- 6	0- 1	0- 1	HOME	0- 1	0- 1	1- 2				
3- 5	0- 1	0- 1	AWAY	0- 1	0- 1	3- 1				
0- 0	0- 0	0- 0	NEUTRAL	0- 0	0- 0	0- 0				

RPI 1-25				RPI 26-50				RPI 51-100				RPI 101+ Team's RPI: 195			
RPI	S	Opponent	Score	RPI	S	Opponent	Score	RPI	S	Opponent	Score	RPI	S	Opponent	Score
3	A	UConn	34 88	37	A	South Fla.	49 82	68	A	Temple	51 74	105	A	Memphis	51 54
3	H	UConn	45 107	37	H	South Fla.	51 78	68	H	Temple	49 74	105	H	Memphis	47 64
4	N	Baylor	34 72					87	H	UT Martin	57 63	139	H	Northern Ky.	71 68
5	H	Ohio St.	76 105									147	A	Xavier	56 65
20	A	Georgia	42 60									153	A	Detroit	68 77
23	N	Michigan St.	63 103									159	A	East Carolina	60 63
												170	H	SMU	55 73
												190	A	Tulsa	55 53
												253	H	Bowling Green	54 51
												262	H	Saint Francis (PA)	93 86
												267	A	UCF	68 50
												267	H	UCF	60 80
												280	A	Houston	67 61
												280	H	Houston	56 50
												341	H	Eastern Ill.	70 57
LAST 12 Division I GAMES:															
280	A	Houston	67 61	280	H	Houston	56 50								
3	A	UConn	34 88	170	H	SMU	55 73								
37	H	South Fla.	51 78	159	A	East Carolina	60 63								
68	H	Temple	49 74	267	H	UCF	60 80								
105	A	Memphis	51 54	190	A	Tulsa	55 53								
37	A	South Fla.	49 82	68	A	Temple	51 74								

Non-Div I Games:

Cincinnati

■ Loss,
■ Non-Conf,
■ S Site,
■ Home
■ Away
N Neutral

Average RPI Win:	251	WON-LOST	WINNING	LAST 10	STRENGTH OF	OPP. STRENGTH	TEAM	ADJ.	CONF.	ADJ CONF.
Average RPI Loss:	105	RECORD	PCT. RANK	GAMES	SCHEDULE	OF SCHEDULE	RPI	RPI	RPI	RPI
DIV. I ONLY	4- 23	331	0- 10	44	95	249	249	4	4	
DIV. I NON-CONF.	4- 9	245	0- 0	105	330	244	244	5	5	
TOTALS	RPI 1-25	RPI 26-50	W-L RECORDS	RPI 51-100	RPI 101-150	RPI 150+				
4- 23	0- 5	0- 1	OVERALL	0- 6	1- 6	3- 5				
3- 11	0- 2	0- 1	HOME	0- 2	1- 3	2- 3				
1- 10	0- 3	0- 0	AWAY	0- 4	0- 2	1- 1				
0- 2	0- 0	0- 0	NEUTRAL	0- 0	0- 1	0- 1				
4- 9	0- 1	0- 0	NON-CONFERENCE	0- 2	1- 1	3- 5				
3- 4	0- 1	0- 0	HOME	0- 0	1- 0	2- 3				
1- 3	0- 0	0- 0	AWAY	0- 2	0- 0	1- 1				
0- 2	0- 0	0- 0	NEUTRAL	0- 0	0- 1	0- 1				
0- 14	0- 4	0- 1	CONFERENCE	0- 4	0- 5	0- 0				
0- 7	0- 1	0- 1	HOME	0- 2	0- 3	0- 0				
0- 7	0- 3	0- 0	AWAY	0- 2	0- 2	0- 0				
0- 0	0- 0	0- 0	NEUTRAL	0- 0	0- 0	0- 0				

RPI 1-25				RPI 26-50				RPI 51-100				RPI 101+ Team's RPI: 249			
RPI	S	Opponent	Score	RPI	S	Opponent	Score	RPI	S	Opponent	Score	RPI	S	Opponent	Score
2	H	South Carolina	41 67	26	H	Miami (FL)	49 83	53	H	Duke	43 72	113	H	Wake Forest	45 55
14	A	Florida St.	56 75					60	A	Oregon	56 69	116	H	Boston College	64 67
14	H	Florida St.	40 85					71	A	Maine	42 75	118	A	Virginia Tech	49 79
16	A	Louisville	33 75					75	A	Georgia Tech	48 77	119	H	UNC Asheville	67 49
17	A	Syracuse	62 83					75	H	Georgia Tech	63 76	122	H	Pittsburgh	56 59
								91	A	Virginia	48 65	124	A	North Carolina	56 72
												138	N	Buffalo	51 61
												183	N	Butler	50 54
												193	H	William & Mary	41 58
												225	A	Furman	49 70
												273	A	Tennessee Tech	71 53
												277	H	Coastal Caro.	47 63
												291	H	Florida A&M	68 77
												302	H	Charleston So.	43 36
												310	H	South Carolina St.	63 54
LAST 12 Division I GAMES:															
91	A	Virginia	48 65	122	H	Pittsburgh	56 59								
116	H	Boston College	64 67	16	A	Louisville	33 75								
75	A	Georgia Tech	48 77	75	H	Georgia Tech	63 76								
113	H	Wake Forest	45 55	53	H	Duke	43 72								
14	A	Florida St.	56 75	118	A	Virginia Tech	49 79								
17	A	Syracuse	62 83	14	H	Florida St.	40 85								

Non-Div I Games:

Clemson

■ Loss,
■ Non-Conf, S Site,
■ Home
■ Away
N Neutral

Average RPI Win:	225	WON-LOST	WINNING	LAST 10	STRENGTH OF	OPP. STRENGTH	TEAM	ADJ.	CONF.	ADJ CONF.
Average RPI Loss:	160	RECORD	PCT. RANK	GAMES	SCHEDULE	OF SCHEDULE	RPI	RPI	RPI	RPI
DIV. I ONLY	6- 18	296	2- 4	160	198	278	278	14	14	
DIV. I NON-CONF.	3- 7	248	0- 1	318	267	318	318	16	16	
TOTALS	RPI 1-25	RPI 26-50	W-L RECORDS	RPI 51-100	RPI 101-150	RPI 150+				
6- 18	0- 0	0- 2	OVERALL	0- 4	2- 2	4- 10				
4- 7	0- 0	0- 1	HOME	0- 2	1- 1	3- 3				
2- 9	0- 0	0- 1	AWAY	0- 1	1- 1	1- 6				
0- 2	0- 0	0- 0	NEUTRAL	0- 1	0- 0	0- 1				
3- 7	0- 0	0- 0	NON-CONFERENCE	0- 3	0- 1	3- 3				
2- 2	0- 0	0- 0	HOME	0- 1	0- 0	2- 1				
1- 3	0- 0	0- 0	AWAY	0- 1	0- 1	1- 1				
0- 2	0- 0	0- 0	NEUTRAL	0- 1	0- 0	0- 1				
3- 11	0- 0	0- 2	CONFERENCE	0- 1	2- 1	1- 7				
2- 5	0- 0	0- 1	HOME	0- 1	1- 1	1- 2				
1- 6	0- 0	0- 1	AWAY	0- 0	1- 0	0- 5				
0- 0	0- 0	0- 0	NEUTRAL	0- 0	0- 0	0- 0				

RPI 1-25				RPI 26-50				RPI 51-100				RPI 101+				Team's RPI: 278
RPI	S	Opponent	Score	RPI	S	Opponent	Score	RPI	S	Opponent	Score	RPI	S	Opponent	Score	
				27	A	Green Bay	53 71	58	N	Saint Louis	65 76	101	A	Belmont	58 76	
				27	H	Green Bay	45 66	89	H	Bucknell	57 59	132	A	Youngstown St.	53 43	
								98	A	Toledo	53 66	132	H	Youngstown St.	75 68	
								100	H	Wright St.	65 93	139	H	Northern Ky.	51 83	
												153	A	Detroit	68 82	
												153	H	Detroit	60 66	
												172	A	Milwaukee	58 59	
												172	H	Milwaukee	46 62	
												205	A	Oakland	69 79	
												205	H	Oakland	88 75	
												218	A	Ill.-Chicago	62 80	
												243	A	Valparaiso	59 66	
												253	H	Bowling Green	69 48	
												297	N	UNCG	51 55	
												300	H	FIU	64 57	
												308	A	Niagara	72 73	
												325	A	Kent St.	60 49	
												326	H	Evansville	63 72	
LAST 12 Division I GAMES:																
				297	N	UNCG	51 55	100	H	Wright St.	65 93					
				132	A	Youngstown St.	53 43	139	H	Northern Ky.	51 83					
				27	A	Green Bay	53 71	218	A	Ill.-Chicago	62 80					
				172	A	Milwaukee	58 59	243	A	Valparaiso	59 66					
				205	H	Oakland	88 75	132	H	Youngstown St.	75 68					
				153	H	Detroit	60 66	172	H	Milwaukee	46 62					

Non-Div I Games:

Cleveland St.

Average RPI Win:	248	WON-LOST	WINNING	LAST 10	STRENGTH OF	OPP. STRENGTH	TEAM	ADJ.	CONF.	ADJ CONF.
Average RPI Loss:	207	RECORD	PCT. RANK	GAMES	SCHEDULE	OF SCHEDULE	RPI	RPI	RPI	RPI
DIV. I ONLY	7- 15	272	4- 6	245	315	277	277	28	28	
DIV. I NON-CONF.	2- 4	234	0- 0	261	261	265	265	29	29	
TOTALS	RPI 1-25	RPI 26-50	W-L RECORDS	RPI 51-100	RPI 101-150	RPI 150+				
7- 15	0- 0	0- 0	OVERALL	0- 1	1- 4	6- 10				
3- 5	0- 0	0- 0	HOME	0- 0	0- 2	3- 3				
4- 7	0- 0	0- 0	AWAY	0- 0	1- 1	3- 6				
0- 3	0- 0	0- 0	NEUTRAL	0- 1	0- 1	0- 1				
2- 4	0- 0	0- 0	NON-CONFERENCE	0- 1	0- 1	2- 2				
1- 0	0- 0	0- 0	HOME	0- 0	0- 0	1- 0				
1- 1	0- 0	0- 0	AWAY	0- 0	0- 0	1- 1				
0- 3	0- 0	0- 0	NEUTRAL	0- 1	0- 1	0- 1				
5- 11	0- 0	0- 0	CONFERENCE	0- 0	1- 3	4- 8				
2- 5	0- 0	0- 0	HOME	0- 0	0- 2	2- 3				
3- 6	0- 0	0- 0	AWAY	0- 0	1- 1	2- 5				
0- 0	0- 0	0- 0	NEUTRAL	0- 0	0- 0	0- 0				

RPI S	Opponent	Score	RPI S	Opponent	Score	RPI S	Opponent	Score	RPI S	Opponent	Score	Team's RPI: 277
						74 N	Hofstra	40 82	113 N	Wake Forest	52 81	
									117 A	Liberty	58 51	
									117 H	Liberty	63 65	
									119 A	UNC Asheville	69 77	
									119 H	UNC Asheville	52 63	
									201 A	Radford	45 61	
									201 H	Radford	36 49	
									211 A	Gardner-Webb	59 56	
									214 A	Presbyterian	42 66	
									231 N	Sacred Heart	62 71	
									248 A	High Point	52 53	
									248 H	High Point	79 53	
									249 A	Clemson	63 47	
									262 A	Saint Francis (PA)	74 106	
									283 A	Campbell	52 73	
									283 H	Campbell	70 83	
									302 A	Charleston So.	73 62	
									302 H	Charleston So.	61 40	
									305 H	Wofford	83 69	
									318 A	Winthrop	43 52	
									320 H	Longwood	48 56	
LAST 12 Division I GAMES:												
			117 A	Liberty	58 51		283 A	Campbell	52 73			
			302 H	Charleston So.	61 40		214 A	Presbyterian	42 66			
			318 A	Winthrop	43 52		117 H	Liberty	63 65			
			248 H	High Point	79 53		302 A	Charleston So.	73 62			
			119 A	UNC Asheville	69 77		248 A	High Point	52 53			
			201 H	Radford	36 49		320 H	Longwood	48 56			

Non-Div I Games: Allen 86 45 Warren Wilson 100 49 Mid-Atlantic Christ105 15

Coastal Caro.

Loss, Non-Conf, S Site, H Home A Away N Neutral

Average RPI Win:	243	WON-LOST	WINNING	LAST 10	STRENGTH OF	OPP. STRENGTH	TEAM	ADJ.	CONF.	ADJ CONF.
Average RPI Loss:	117	RECORD	PCT. RANK	GAMES	SCHEDULE	OF SCHEDULE	RPI	RPI	RPI	RPI
DIV. I ONLY	9- 16	253	4- 6	138	179	228	228	13	13	
DIV. I NON-CONF.	5- 6	180	0- 0	119	256	182	182	12	12	
TOTALS	RPI 1-25	RPI 26-50	W-L RECORDS	RPI 51-100	RPI 101-150	RPI 150+				
9- 16	0- 1	0- 2	OVERALL	1- 5	0- 3	8- 5				
6- 7	0- 1	0- 1	HOME	1- 2	0- 0	5- 3				
3- 9	0- 0	0- 1	AWAY	0- 3	0- 3	3- 2				
0- 0	0- 0	0- 0	NEUTRAL	0- 0	0- 0	0- 0				
5- 6	0- 1	0- 1	NON-CONFERENCE	0- 1	0- 3	5- 0				
4- 2	0- 1	0- 1	HOME	0- 0	0- 0	4- 0				
1- 4	0- 0	0- 0	AWAY	0- 1	0- 3	1- 0				
0- 0	0- 0	0- 0	NEUTRAL	0- 0	0- 0	0- 0				
4- 10	0- 0	0- 1	CONFERENCE	1- 4	0- 0	3- 5				
2- 5	0- 0	0- 0	HOME	1- 2	0- 0	1- 3				
2- 5	0- 0	0- 1	AWAY	0- 2	0- 0	2- 2				
0- 0	0- 0	0- 0	NEUTRAL	0- 0	0- 0	0- 0				

RPI 1-25				RPI 26-50				RPI 51-100				RPI 101+ Team's RPI: 228			
RPI	S	Opponent	Score	RPI	S	Opponent	Score	RPI	S	Opponent	Score	RPI	S	Opponent	Score
16	H	Louisville	67 71	40	A	James Madison	61 83	74	H	Hofstra	58 62	110	A	Mercer	58 66
				49	H	Western Ky.	44 78	76	A	Charlotte	61 89	118	A	Virginia Tech	47 81
								81	A	Drexel	54 66	144	A	Boise St.	38 61
								81	H	Drexel	49 46	160	H	Northeastern	49 52
								97	A	Elon	41 52	169	A	Delaware	55 72
								97	H	Elon	38 54	169	H	Delaware	47 63
												193	A	William & Mary	55 51
												193	H	William & Mary	40 66
												199	A	Weber St.	50 42
												256	A	UNCW	64 53
												272	H	Appalachian St.	60 50
												280	H	Houston	55 48
												284	A	Towson	51 62
												284	H	Towson	67 55
												302	H	Charleston So.	81 66
												318	H	Winthrop	77 63
LAST 12 Division I GAMES:															
193	H	William & Mary	40 66	284	H	Towson	67 55								
97	H	Elon	38 54	193	A	William & Mary	55 51								
284	A	Towson	51 62	97	A	Elon	41 52								
169	A	Delaware	55 72	256	A	UNCW	64 53								
81	H	Drexel	49 46	169	H	Delaware	47 63								
160	H	Northeastern	49 52	74	H	Hofstra	58 62								

Non-Div I Games:

Col. of Charleston

■ Loss,
 ■ Non-Conf, S Site,
 ■ Home
 ■ Away
 N Neutral

Average RPI Win: 304	WON-LOST	WINNING	LAST 10	STRENGTH OF	OPP. STRENGTH	TEAM	ADJ.	CONF.	ADJ CONF.
Average RPI Loss: 181	RECORD	PCT. RANK	GAMES	SCHEDULE	OF SCHEDULE	RPI	RPI	RPI	RPI
DIV. I ONLY	4- 21	324	1- 9	205	269	306	306	26	26
DIV. I NON-CONF.	2- 8	290	0- 0	120	209	259	259	27	27
TOTALS	RPI 1-25	RPI 26-50	W-L RECORDS	RPI 51-100	RPI 101-150	RPI 150+			
4- 21	0- 2	0- 1	OVERALL	0- 4	0- 1	4- 13			
1- 11	0- 1	0- 1	HOME	0- 2	0- 1	1- 6			
3- 10	0- 1	0- 0	AWAY	0- 2	0- 0	3- 7			
0- 0	0- 0	0- 0	NEUTRAL	0- 0	0- 0	0- 0			
2- 8	0- 2	0- 1	NON-CONFERENCE	0- 0	0- 1	2- 4			
1- 4	0- 1	0- 1	HOME	0- 0	0- 1	1- 1			
1- 4	0- 1	0- 0	AWAY	0- 0	0- 0	1- 3			
0- 0	0- 0	0- 0	NEUTRAL	0- 0	0- 0	0- 0			
2- 13	0- 0	0- 0	CONFERENCE	0- 4	0- 0	2- 9			
0- 7	0- 0	0- 0	HOME	0- 2	0- 0	0- 5			
2- 6	0- 0	0- 0	AWAY	0- 2	0- 0	2- 4			
0- 0	0- 0	0- 0	NEUTRAL	0- 0	0- 0	0- 0			

RPI 1-25				RPI 26-50				RPI 51-100				RPI 101+ Team's RPI: 306			
RPI	S	Opponent	Score	RPI	S	Opponent	Score	RPI	S	Opponent	Score	RPI	S	Opponent	Score
3	H	UConn	50 94	35	H	St. Bonaventure	38 62	65	A	Army West Point	55 67	108	H	Gonzaga	50 80
22	A	DePaul	46 96					65	H	Army West Point	55 78	174	A	Cornell	60 73
								89	A	Bucknell	60 79	220	H	Siena	52 50
								89	H	Bucknell	51 71	233	A	Navy	41 51
												233	H	Navy	58 62
												239	A	Holy Cross	61 70
												239	H	Holy Cross	71 80
												246	A	Binghamton	56 63
												251	H	Monmouth	80 86
												252	A	Loyola Maryland	38 55
												252	H	Loyola Maryland	49 65
												270	A	American	56 64
												270	H	American	37 49
												323	A	Lafayette	72 59
												325	A	Kent St.	71 76
												327	A	LIU Brooklyn	63 53
												345	A	Boston U.	72 63
												345	H	Boston U.	58 71
LAST 12 Division I GAMES:															
252	A	Loyola Maryland	38 55	270	A	American	56 64								
345	H	Boston U.	58 71	252	H	Loyola Maryland	49 65								
89	A	Bucknell	60 79	345	A	Boston U.	72 63								
65	H	Army West Point	55 78	89	H	Bucknell	51 71								
233	H	Navy	58 62	65	A	Army West Point	55 67								
239	A	Holy Cross	61 70	233	A	Navy	41 51								

Non-Div I Games:

Colgate

■ Loss,
 ■ Non-Conf, S Site,
 ■ Home
 ■ Away
 N Neutral

Colorado

Through Games Of Feb. 21, 2016

Average RPI Win:	180	WON-LOST	WINNING	LAST 10	STRENGTH OF	OPP. STRENGTH	TEAM	ADJ.	CONF.	ADJ CONF.
Average RPI Loss:	57	RECORD	PCT. RANK	GAMES	SCHEDULE	OF SCHEDULE	RPI	RPI	RPI	RPI
DIV. I ONLY	7- 20	293	2- 8	10	17	176	176	1	1	
DIV. I NON-CONF.	5- 6	180	0- 0	68	115	161	161	1	1	
TOTALS	RPI 1-25	RPI 26-50	W-L RECORDS	RPI 51-100	RPI 101-150	RPI 150+				
7- 20	0- 8	1- 3	OVERALL	1- 6	0- 2	5- 1				
7- 9	0- 4	1- 2	HOME	1- 3	0- 0	5- 0				
0- 11	0- 4	0- 1	AWAY	0- 3	0- 2	0- 1				
0- 0	0- 0	0- 0	NEUTRAL	0- 0	0- 0	0- 0				
5- 6	0- 2	0- 2	NON-CONFERENCE	0- 0	0- 1	5- 1				
5- 2	0- 1	0- 1	HOME	0- 0	0- 0	5- 0				
0- 4	0- 1	0- 1	AWAY	0- 0	0- 1	0- 1				
0- 0	0- 0	0- 0	NEUTRAL	0- 0	0- 0	0- 0				
2- 14	0- 6	1- 1	CONFERENCE	1- 6	0- 1	0- 0				
2- 7	0- 3	1- 1	HOME	1- 3	0- 0	0- 0				
0- 7	0- 3	0- 0	AWAY	0- 3	0- 1	0- 0				
0- 0	0- 0	0- 0	NEUTRAL	0- 0	0- 0	0- 0				

RPI S Opponent Score	RPI S Opponent Score	RPI S Opponent Score	RPI S Opponent Score
7 A Oregon St. 50 73	28 H Missouri 75 79	60 A Oregon 70 77	134 A Arizona 52 63
7 H Oregon St. 47 61	31 H Washington 74 76	60 H Oregon 46 59	135 A Long Beach St. 42 59
8 A Arizona St. 37 64	42 H Southern California 66 63	73 H Washington St. 66 74	175 H Northern Colo. 63 41
9 H UCLA 64 82	44 A Colorado St. 63 64	78 A Utah 55 71	214 H Presbyterian 72 60
10 A Stanford 56 71		78 H Utah 68 76	219 H Massachusetts 90 63
10 H Stanford 49 80		95 A California 35 64	236 A Wyoming 68 77
15 A Kentucky 61 86		95 H California 78 57	241 H Loyola Marymount 92 81
21 H Florida 61 83			275 H Northern Ariz. 90 66
LAST 12 Division I GAMES:			
95 H California 78 57	42 H Southern California 66 63		
10 H Stanford 49 80	9 H UCLA 64 82		
60 A Oregon 70 77	7 H Oregon St. 47 61		
7 A Oregon St. 50 73	60 H Oregon 46 59		
78 H Utah 68 76	134 A Arizona 52 63		
78 A Utah 55 71	8 A Arizona St. 37 64		

Non-Div I Games:

Colorado

Loss, Non-Conf, S Site, H Home A Away N Neutral

Average RPI Win:	218	WON-LOST	WINNING	LAST 10	STRENGTH OF	OPP. STRENGTH	TEAM	ADJ.	CONF.	ADJ CONF.
Average RPI Loss:	30	RECORD	PCT. RANK	GAMES	SCHEDULE	OF SCHEDULE	RPI	RPI	RPI	RPI
DIV. I ONLY	22- 1	5	10- 0	236	193	44	44	19	19	
DIV. I NON-CONF.	8- 1	23	0- 0	187	155	40	40	20	20	
TOTALS	RPI 1-25	RPI 26-50	W-L RECORDS	RPI 51-100	RPI 101-150	RPI 150+				
22- 1	1- 0	0- 1	OVERALL	0- 0	2- 0	19- 0				
11- 0	1- 0	0- 0	HOME	0- 0	1- 0	9- 0				
10- 1	0- 0	0- 1	AWAY	0- 0	1- 0	9- 0				
1- 0	0- 0	0- 0	NEUTRAL	0- 0	0- 0	1- 0				
8- 1	1- 0	0- 1	NON-CONFERENCE	0- 0	0- 0	7- 0				
4- 0	1- 0	0- 0	HOME	0- 0	0- 0	3- 0				
3- 1	0- 0	0- 1	AWAY	0- 0	0- 0	3- 0				
1- 0	0- 0	0- 0	NEUTRAL	0- 0	0- 0	1- 0				
14- 0	0- 0	0- 0	CONFERENCE	0- 0	2- 0	12- 0				
7- 0	0- 0	0- 0	HOME	0- 0	1- 0	6- 0				
7- 0	0- 0	0- 0	AWAY	0- 0	1- 0	6- 0				
0- 0	0- 0	0- 0	NEUTRAL	0- 0	0- 0	0- 0				

RPI 1-25				RPI 26-50				Team's RPI: 44	RPI 51-100				RPI 101+			
RPI	S	Opponent	Score	RPI	S	Opponent	Score		RPI	S	Opponent	Score	RPI	S	Opponent	Score
12	H	BYU	61 55	30	A	Penn	48 49						144	A	Boise St.	83 51
													144	H	Boise St.	68 64
													175	A	Northern Colo.	62 46
													176	H	Colorado	64 63
													191	H	Montana	75 43
													194	A	San Jose St.	80 78
													194	H	San Jose St.	76 54
													202	A	Utah St.	69 49
													202	H	Utah St.	91 64
													212	A	UNLV	64 56
													212	H	UNLV	83 52
													233	A	Navy	82 73
													234	N	Morgan St.	54 36
													236	A	Wyoming	62 57
													236	H	Wyoming	63 42
													250	A	San Diego St.	60 57
													250	H	San Diego St.	70 54
													296	A	Denver	74 46
													322	A	Nevada	64 37
													330	H	Incarnate Word	60 37
													344	H	Air Force	71 47
LAST 12 Division I GAMES:																
236	A	Wyoming	62 57	236	H	Wyoming	63 42									
202	H	Utah St.	91 64	194	A	San Jose St.	80 78									
212	H	UNLV	83 52	344	H	Air Force	71 47									
144	A	Boise St.	83 51	202	A	Utah St.	69 49									
322	A	Nevada	64 37	250	A	San Diego St.	60 57									
250	H	San Diego St.	70 54	194	H	San Jose St.	76 54									

Non-Div I Games: Okla. Panhandle 90 45 Western St. 84 42

Colorado St.

Loss, Non-Conf, S Site, H Home A Away N Neutral

Average RPI Win:	274	WON-LOST	WINNING	LAST 10	STRENGTH OF	OPP. STRENGTH	TEAM	ADJ.	CONF.	ADJ CONF.
Average RPI Loss:	133	RECORD	PCT. RANK	GAMES	SCHEDULE	OF SCHEDULE	RPI	RPI	RPI	RPI
DIV. I ONLY	11- 13	203	1- 9	248	217	237	237	10	10	
DIV. I NON-CONF.	10- 4	86	2- 0	308	326	167	167	11	11	
TOTALS	RPI 1-25	RPI 26-50	W-L RECORDS	RPI 51-100	RPI 101-150	RPI 150+				
11- 13	0- 1	0- 2	OVERALL	0- 1	0- 3	11- 6				
7- 5	0- 0	0- 0	HOME	0- 0	0- 2	7- 3				
4- 7	0- 1	0- 2	AWAY	0- 0	0- 1	4- 3				
0- 1	0- 0	0- 0	NEUTRAL	0- 1	0- 0	0- 0				
10- 4	0- 1	0- 0	NON-CONFERENCE	0- 1	0- 1	10- 1				
6- 1	0- 0	0- 0	HOME	0- 0	0- 1	6- 0				
4- 2	0- 1	0- 0	AWAY	0- 0	0- 0	4- 1				
0- 1	0- 0	0- 0	NEUTRAL	0- 1	0- 0	0- 0				
1- 9	0- 0	0- 2	CONFERENCE	0- 0	0- 2	1- 5				
1- 4	0- 0	0- 0	HOME	0- 0	0- 1	1- 3				
0- 5	0- 0	0- 2	AWAY	0- 0	0- 1	0- 2				
0- 0	0- 0	0- 0	NEUTRAL	0- 0	0- 0	0- 0				

RPI 1-25				RPI 26-50				RPI 51-100				RPI 101+ Team's RPI: 237			
RPI	S	Opponent	Score	RPI	S	Opponent	Score	RPI	S	Opponent	Score	RPI	S	Opponent	Score
8	A	Arizona St.	49 70	30	A	Penn	51 71	98	N	Toledo	75 88	103	A	Harvard	54 84
				38	A	Princeton	54 86					103	H	Harvard	66 69
												142	H	Stony Brook	71 79
												155	A	UMBC	70 68
												163	H	Yale	77 71
												174	A	Cornell	73 84
												174	H	Cornell	59 66
												200	H	Brown	63 73
												208	A	Rhode Island	56 57
												226	A	Dartmouth	53 63
												226	H	Dartmouth	73 76
												246	H	Binghamton	71 64
												252	H	Loyola Maryland	63 53
												262	H	Saint Francis (PA)	82 78
												295	H	Vermont	73 56
												312	A	Fairleigh Dickinson	87 83
												321	A	UMass Lowell	67 57
												327	A	LIU Brooklyn	84 74
												339	H	Wagner	67 48
												343	H	NJIT	72 52
LAST 12 Division I GAMES:															
226	A	Dartmouth	53 63	103	H	Harvard	66 69								
103	A	Harvard	54 84	226	H	Dartmouth	73 76								
38	A	Princeton	54 86	174	A	Cornell	73 84								
30	A	Penn	51 71	174	H	Cornell	59 66								
200	H	Brown	63 73	343	H	NJIT	72 52								
163	H	Yale	77 71	312	A	Fairleigh Dickinson	87 83								

Non-Div I Games: Central Penn 102 18

Columbia

■ Loss,
 ■ Non-Conf, S Site,
 ■ Home
 ■ Away
 N Neutral

Average RPI Win: 299	WON-LOST	WINNING	LAST 10	STRENGTH OF	OPP. STRENGTH	TEAM	ADJ.	CONF.	ADJ CONF.
Average RPI Loss: 164	RECORD	PCT. RANK	GAMES	SCHEDULE	OF SCHEDULE	RPI	RPI	RPI	RPI
DIV. I ONLY	10- 14	225	5- 5	295	292	266	266	31	31
DIV. I NON-CONF.	3- 8	258	0- 0	93	100	188	188	30	30
TOTALS	RPI 1-25	RPI 26-50	W-L RECORDS	RPI 51-100	RPI 101-150	RPI 150+			
10- 14	0- 1	0- 2	OVERALL	0- 3	0- 1	10- 7			
7- 2	0- 0	0- 0	HOME	0- 0	0- 0	7- 2			
2- 11	0- 1	0- 2	AWAY	0- 2	0- 1	2- 5			
1- 1	0- 0	0- 0	NEUTRAL	0- 1	0- 0	1- 0			
3- 8	0- 1	0- 2	NON-CONFERENCE	0- 3	0- 1	3- 1			
1- 1	0- 0	0- 0	HOME	0- 0	0- 0	1- 1			
1- 6	0- 1	0- 2	AWAY	0- 2	0- 1	1- 0			
1- 1	0- 0	0- 0	NEUTRAL	0- 1	0- 0	1- 0			
7- 6	0- 0	0- 0	CONFERENCE	0- 0	0- 0	7- 6			
6- 1	0- 0	0- 0	HOME	0- 0	0- 0	6- 1			
1- 5	0- 0	0- 0	AWAY	0- 0	0- 0	1- 5			
0- 0	0- 0	0- 0	NEUTRAL	0- 0	0- 0	0- 0			

RPI 1-25				RPI 26-50				RPI 51-100				RPI 101+ Team's RPI: 266			
RPI	S	Opponent	Score	RPI	S	Opponent	Score	RPI	S	Opponent	Score	RPI	S	Opponent	Score
17	A	Syracuse	56 88	26	A	Miami (FL)	59 78	56	N	Auburn	54 69	118	A	Virginia Tech	39 72
				36	A	West Virginia	64 96	80	A	VCU	42 73	155	H	UMBC	61 68
								91	A	Virginia	40 75	158	H	Hampton	68 64
												234	A	Morgan St.	51 72
												247	H	N.C. A&T	65 59
												260	A	Bethune-Cookman	56 69
												284	A	Towson	81 69
												291	A	Florida A&M	73 79
												292	H	UMES	61 54
												294	A	Savannah St.	55 57
												310	A	South Carolina St.	63 67
												323	N	Lafayette	64 57
												328	H	Delaware St.	84 79
												331	A	Howard	83 67
												331	H	Howard	69 71
												336	H	Mt. St. Mary's	66 55
												346	H	Norfolk St.	69 44
												349	H	N.C. Central	63 46
LAST 12 Division I GAMES:															
158	H	Hampton	68 64	292	H	UMES	61 54								
328	H	Delaware St.	84 79	349	H	N.C. Central	63 46								
331	H	Howard	69 71	247	H	N.C. A&T	65 59								
294	A	Savannah St.	55 57	291	A	Florida A&M	73 79								
310	A	South Carolina St.	63 67	260	A	Bethune-Cookman	56 69								
234	A	Morgan St.	51 72	331	A	Howard	83 67								

Non-Div I Games: Bowie St.

63 **64**

Coppin St.

■ Loss,
 ■ Non-Conf,
 ■ S Site,
 ■ Home
 ■ A Away
 N Neutral

Average RPI Win: 251	WON-LOST	WINNING	LAST 10	STRENGTH OF	OPP. STRENGTH	TEAM	ADJ.	CONF.	ADJ CONF.
Average RPI Loss: 135	RECORD	PCT. RANK	GAMES	SCHEDULE	OF SCHEDULE	RPI	RPI	RPI	RPI
DIV. I ONLY	13- 11	146	5- 5	220	212	174	174	10	10
DIV. I NON-CONF.	8- 6	136	1- 1	294	320	206	206	11	11
TOTALS	RPI 1-25	RPI 26-50	W-L RECORDS	RPI 51-100	RPI 101-150	RPI 150+			
13- 11	0- 1	0- 2	OVERALL	0- 0	0- 4	13- 4			
10- 2	0- 0	0- 0	HOME	0- 0	0- 2	10- 0			
3- 9	0- 1	0- 2	AWAY	0- 0	0- 2	3- 4			
0- 0	0- 0	0- 0	NEUTRAL	0- 0	0- 0	0- 0			
8- 6	0- 1	0- 0	NON-CONFERENCE	0- 0	0- 2	8- 3			
6- 1	0- 0	0- 0	HOME	0- 0	0- 1	6- 0			
2- 5	0- 1	0- 0	AWAY	0- 0	0- 1	2- 3			
0- 0	0- 0	0- 0	NEUTRAL	0- 0	0- 0	0- 0			
5- 5	0- 0	0- 2	CONFERENCE	0- 0	0- 2	5- 1			
4- 1	0- 0	0- 0	HOME	0- 0	0- 1	4- 0			
1- 4	0- 0	0- 2	AWAY	0- 0	0- 1	1- 1			
0- 0	0- 0	0- 0	NEUTRAL	0- 0	0- 0	0- 0			

RPI 1-25				RPI 26-50				RPI 51-100				RPI 101+ Team's RPI: 174			
RPI	S	Opponent	Score	RPI	S	Opponent	Score	RPI	S	Opponent	Score	RPI	S	Opponent	Score
10	A	Stanford	38 93	30	A	Penn	50 65					103	A	Harvard	63 68
				38	A	Princeton	51 71					103	H	Harvard	56 65
												138	A	Buffalo	41 59
												142	H	Stony Brook	49 58
												151	A	Marshall	47 73
												163	H	Yale	74 63
												198	H	Fairfield	59 35
												200	H	Brown	85 70
												217	A	Hartford	50 53
												226	A	Dartmouth	52 60
												226	H	Dartmouth	71 58
												237	A	Columbia	66 59
												237	H	Columbia	84 73
												242	A	Bryant	70 62
												246	H	Binghamton	64 57
												262	H	Saint Francis (PA)	75 69
												284	H	Towson	88 60
												306	H	Colgate	73 60
												328	H	Delaware St.	71 62
												331	A	Howard	74 76
												338	A	Cal St. Fullerton	59 47
LAST 12 Division I GAMES:															
103	A	Harvard	63 68	226	H	Dartmouth	71 58								
226	A	Dartmouth	52 60	103	H	Harvard	56 65								
30	A	Penn	50 65	237	H	Columbia	84 73								
38	A	Princeton	51 71	237	A	Columbia	66 59								
163	H	Yale	74 63	328	H	Delaware St.	71 62								
200	H	Brown	85 70	331	A	Howard	74 76								

Non-Div I Games:

Cornell

■ Loss,
 ■ Non-Conf, S Site,
 ■ Home
 ■ Away
 N Neutral

Average RPI Win:	165	WON-LOST	WINNING	LAST 10	STRENGTH OF	OPP. STRENGTH	TEAM	ADJ.	CONF.	ADJ CONF.
Average RPI Loss:	97	RECORD	PCT. RANK	GAMES	SCHEDULE	OF SCHEDULE	RPI	RPI	RPI	RPI
DIV. I ONLY	13- 15	195	4- 6	98	70	140	140	6	6	
DIV. I NON-CONF.	6- 6	160	0- 0	134	116	141	141	6	6	
TOTALS	RPI 1-25	RPI 26-50	W-L RECORDS	RPI 51-100	RPI 101-150	RPI 150+				
13- 15	0- 2	2- 2	OVERALL	1- 6	2- 3	8- 2				
8- 5	0- 1	1- 2	HOME	1- 2	2- 0	4- 0				
3- 9	0- 1	1- 0	AWAY	0- 4	0- 2	2- 2				
2- 1	0- 0	0- 0	NEUTRAL	0- 0	0- 1	2- 0				
6- 6	0- 0	0- 0	NON-CONFERENCE	0- 3	1- 2	5- 1				
3- 1	0- 0	0- 0	HOME	0- 1	1- 0	2- 0				
1- 4	0- 0	0- 0	AWAY	0- 2	0- 1	1- 1				
2- 1	0- 0	0- 0	NEUTRAL	0- 0	0- 1	2- 0				
7- 9	0- 2	2- 2	CONFERENCE	1- 3	1- 1	3- 1				
5- 4	0- 1	1- 2	HOME	1- 1	1- 0	2- 0				
2- 5	0- 1	1- 0	AWAY	0- 2	0- 1	1- 1				
0- 0	0- 0	0- 0	NEUTRAL	0- 0	0- 0	0- 0				

RPI 1-25				RPI 26-50				RPI 51-100				RPI 101+ Team's RPI: 140			
RPI	S	Opponent	Score	RPI	S	Opponent	Score	RPI	S	Opponent	Score	RPI	S	Opponent	Score
22	A	DePaul	63 81	34	H	Seton Hall	82 86	62	H	South Dakota St.	51 53	106	N	Northwestern	52 75
22	H	DePaul	52 78	45	H	St. John's (NY)	55 66	78	A	Utah	58 74	107	H	UNI	69 61
				50	A	Villanova	65 62	84	A	Nebraska	63 65	109	A	Drake	72 81
				50	H	Villanova	53 48	88	A	Marquette	72 79	147	A	Xavier	55 57
								88	H	Marquette	83 81	147	H	Xavier	74 47
								94	A	Georgetown	57 69	159	N	East Carolina	91 66
								94	H	Georgetown	44 57	171	H	Marist	89 46
												183	A	Butler	52 42
												183	H	Butler	77 49
												197	N	Eastern Wash.	66 60
												216	A	Kansas	54 67
												257	A	Omaha	69 46
												259	A	Providence	59 61
												259	H	Providence	72 48
												288	H	Wichita St.	79 54
LAST 12 Division I GAMES:															
22	H	DePaul	52 78	50	H	Villanova	53 48								
88	H	Marquette	83 81	88	A	Marquette	72 79								
259	A	Providence	59 61	22	A	DePaul	63 81								
147	A	Xavier	55 57	259	H	Providence	72 48								
183	A	Butler	52 42	183	H	Butler	77 49								
94	H	Georgetown	44 57	147	H	Xavier	74 47								

Non-Div I Games:

Creighton

■ Loss,
 ■ Non-Conf,
 ■ S Site,
 ■ H Home
 ■ A Away
 N Neutral

Average RPI Win: 233	WON-LOST	WINNING	LAST 10	STRENGTH OF	OPP. STRENGTH	TEAM	ADJ.	CONF.	ADJ CONF.
Average RPI Loss: 155	RECORD	PCT. RANK	GAMES	SCHEDULE	OF SCHEDULE	RPI	RPI	RPI	RPI
DIV. I ONLY	11- 15	221	6- 4	211	200	226	226	10	10
DIV. I NON-CONF.	5- 11	244	1- 1	306	293	301	301	11	11
TOTALS	RPI 1-25	RPI 26-50	W-L RECORDS	RPI 51-100	RPI 101-150	RPI 150+			
11- 15	0- 1	0- 2	OVERALL	0- 2	1- 1	10- 9			
4- 8	0- 0	0- 2	HOME	0- 1	0- 1	4- 4			
7- 5	0- 1	0- 0	AWAY	0- 1	1- 0	6- 3			
0- 2	0- 0	0- 0	NEUTRAL	0- 0	0- 0	0- 2			
5- 11	0- 1	0- 0	NON-CONFERENCE	0- 2	0- 0	5- 8			
2- 5	0- 0	0- 0	HOME	0- 1	0- 0	2- 4			
3- 4	0- 1	0- 0	AWAY	0- 1	0- 0	3- 2			
0- 2	0- 0	0- 0	NEUTRAL	0- 0	0- 0	0- 2			
6- 4	0- 0	0- 2	CONFERENCE	0- 0	1- 1	5- 1			
2- 3	0- 0	0- 2	HOME	0- 0	0- 1	2- 0			
4- 1	0- 0	0- 0	AWAY	0- 0	1- 0	3- 1			
0- 0	0- 0	0- 0	NEUTRAL	0- 0	0- 0	0- 0			

RPI 1-25				RPI 26-50				RPI 51-100				RPI 101+ Team's RPI: 226			
RPI	S	Opponent	Score	RPI	S	Opponent	Score	RPI	S	Opponent	Score	RPI	S	Opponent	Score
16	A	Louisville	52 94	30	H	Penn	41 56	71	H	Maine	41 59	103	A	Harvard	70 64
				38	H	Princeton	48 85	81	A	Drexel	53 69	103	H	Harvard	43 56
												152	N	Jacksonville	44 51
												162	N	McNeese St.	56 78
												163	A	Yale	68 63
												174	A	Cornell	58 71
												174	H	Cornell	60 52
												200	A	Brown	63 50
												205	A	Oakland	60 78
												208	H	Rhode Island	41 57
												217	A	Hartford	43 36
												237	A	Columbia	76 73
												237	H	Columbia	63 53
												238	H	New Hampshire	57 61
												239	A	Holy Cross	60 54
												270	H	American	41 45
												279	A	Central Conn. St.	55 59
												295	H	Vermont	54 56
												308	H	Niagara	60 47
												343	A	NJIT	46 39
												345	H	Boston U.	72 52
LAST 12 Division I GAMES:															
237	H	Columbia	63 53	174	A	Cornell	58 71								
174	H	Cornell	60 52	237	A	Columbia	76 73								
200	A	Brown	63 50	103	A	Harvard	70 64								
163	A	Yale	68 63	103	H	Harvard	43 56								
30	H	Penn	41 56	343	A	NJIT	46 39								
38	H	Princeton	48 85	279	A	Central Conn. St.	55 59								

Non-Div I Games:

Dartmouth

■ Loss,
■ Non-Conf, S Site,
■ Home
■ Away
N Neutral

Davidson

Through Games Of Feb. 21, 2016

Average RPI Win:	228	WON-LOST	WINNING	LAST 10	STRENGTH OF	OPP. STRENGTH	TEAM	ADJ.	CONF.	ADJ CONF.
Average RPI Loss:	96	RECORD	PCT. RANK	GAMES	SCHEDULE	OF SCHEDULE	RPI	RPI	RPI	RPI
DIV. I ONLY	11- 16	228	4- 6	106	117	167	167	7	7	
DIV. I NON-CONF.	6- 7	176	0- 0	199	165	177	177	8	8	
TOTALS	RPI 1-25	RPI 26-50	W-L RECORDS	RPI 51-100	RPI 101-150	RPI 150+				
11- 16	0- 2	0- 4	OVERALL	1- 4	0- 1	10- 5				
4- 8	0- 2	0- 2	HOME	0- 2	0- 0	4- 2				
6- 8	0- 0	0- 2	AWAY	1- 2	0- 1	5- 3				
1- 0	0- 0	0- 0	NEUTRAL	0- 0	0- 0	1- 0				
6- 7	0- 1	0- 2	NON-CONFERENCE	0- 1	0- 1	6- 2				
2- 3	0- 1	0- 0	HOME	0- 1	0- 0	2- 1				
3- 4	0- 0	0- 2	AWAY	0- 0	0- 1	3- 1				
1- 0	0- 0	0- 0	NEUTRAL	0- 0	0- 0	1- 0				
5- 9	0- 1	0- 2	CONFERENCE	1- 3	0- 0	4- 3				
2- 5	0- 1	0- 2	HOME	0- 1	0- 0	2- 1				
3- 4	0- 0	0- 0	AWAY	1- 2	0- 0	2- 2				
0- 0	0- 0	0- 0	NEUTRAL	0- 0	0- 0	0- 0				

RPI 1-25			RPI 26-50			RPI 51-100			RPI 101+ Team's RPI: 167		
RPI	S	Opponent	Score	RPI	S	Opponent	Score	RPI	S	Opponent	Score
19	H	Duquesne	62 77	35	H	St. Bonaventure	47 59	58	A	Saint Louis	51 88
23	H	Michigan St.	44 73	39	H	George Washington	60 79	58	H	Saint Louis	50 79
				40	A	James Madison	45 87	64	A	Dayton	66 77
				43	A	North Carolina St.	42 58	76	H	Charlotte	88 99
								80	A	VCU	56 50
LAST 12 Division I GAMES:											
219	H	Massachusetts	62 66	39	H	George Washington	60 79	113	A	Wake Forest	58 77
58	A	Saint Louis	51 88	208	A	Rhode Island	62 78	157	H	ETSU	58 65
187	A	Richmond	67 59	177	H	Fordham	69 51	177	A	Fordham	40 51
19	H	Duquesne	62 77	80	A	VCU	56 50	177	H	Fordham	69 51
185	H	George Mason	68 63	35	H	St. Bonaventure	47 59	185	H	George Mason	68 63
64	A	Dayton	66 77	58	H	Saint Louis	50 79	187	A	Richmond	67 59
								201	A	Radford	68 79
								208	A	Rhode Island	62 78
								219	H	Massachusetts	62 66
								225	A	Furman	69 51
								248	A	High Point	62 60
								253	N	Bowling Green	60 56
								256	A	UNCW	77 50
								274	A	La Salle	66 58
								309	H	Western Caro.	64 51
								310	H	South Carolina St.	63 51

Non-Div I Games:

Davidson

■ Loss,
 ■ Non-Conf,
 ■ S Site,
 ■ H Home
 ■ A Away
 N Neutral

Average RPI Win:	136	WON-LOST	WINNING	LAST 10	STRENGTH OF	OPP. STRENGTH	TEAM	ADJ.	CONF.	ADJ CONF.
Average RPI Loss:	59	RECORD	PCT. RANK	GAMES	SCHEDULE	OF SCHEDULE	RPI	RPI	RPI	RPI
DIV. I ONLY	13- 12	159	5- 5	9	64	64	64	7	7	
DIV. I NON-CONF.	7- 4	110	0- 0	10	9	21	21	8	8	
TOTALS	RPI 1-25	RPI 26-50	W-L RECORDS	RPI 51-100	RPI 101-150	RPI 150+				
13- 12	1- 3	1- 4	OVERALL	3- 3	1- 1	7- 1				
6- 5	0- 1	1- 2	HOME	1- 1	0- 1	4- 0				
5- 6	0- 1	0- 2	AWAY	1- 2	1- 0	3- 1				
2- 1	1- 1	0- 0	NEUTRAL	1- 0	0- 0	0- 0				
7- 4	1- 1	1- 1	NON-CONFERENCE	3- 1	0- 1	2- 0				
4- 1	0- 0	1- 0	HOME	1- 0	0- 1	2- 0				
1- 2	0- 0	0- 1	AWAY	1- 1	0- 0	0- 0				
2- 1	1- 1	0- 0	NEUTRAL	1- 0	0- 0	0- 0				
6- 8	0- 2	0- 3	CONFERENCE	0- 2	1- 0	5- 1				
2- 4	0- 1	0- 2	HOME	0- 1	0- 0	2- 0				
4- 4	0- 1	0- 1	AWAY	0- 1	1- 0	3- 1				
0- 0	0- 0	0- 0	NEUTRAL	0- 0	0- 0	0- 0				

RPI 1-25				RPI 26-50				RPI 51-100 Team's RPI: 64				RPI 101+			
RPI	S	Opponent	Score	RPI	S	Opponent	Score	RPI	S	Opponent	Score	RPI	S	Opponent	Score
10	N	Stanford	66 74	27	A	Green Bay	52 68	57	A	Purdue	58 61	104	A	Saint Joseph's	71 61
16	N	Louisville	79 66	35	H	St. Bonaventure	54 59	58	A	Saint Louis	56 70	108	H	Gonzaga	47 57
19	A	Duquesne	58 89	38	H	Princeton	85 81	71	N	Maine	58 37	163	H	Yale	81 75
19	H	Duquesne	72 76	39	A	George Washington	62 72	80	H	VCU	72 74	167	H	Davidson	77 66
				39	H	George Washington	61 62	82	H	Vanderbilt	81 56	179	H	Wisconsin	87 64
								98	A	Toledo	83 57	185	H	George Mason	81 58
												187	A	Richmond	60 48
												208	A	Rhode Island	67 53
												219	A	Massachusetts	69 76
												274	A	La Salle	67 51
LAST 12 Division I GAMES:															
19	H	Duquesne	72 76	274	A	La Salle	67 51								
219	A	Massachusetts	69 76	104	A	Saint Joseph's	71 61								
39	A	George Washington	62 72	35	H	St. Bonaventure	54 59								
185	H	George Mason	81 58	58	A	Saint Louis	56 70								
208	A	Rhode Island	67 53	80	H	VCU	72 74								
167	H	Davidson	77 66	39	H	George Washington	61 62								

Non-Div I Games:

Dayton

■ Loss,
 ■ Non-Conf,
 ■ S Site,
 ■ H Home
 ■ A Away
 N Neutral

Average RPI Win: 140	WON-LOST	WINNING	LAST 10	STRENGTH OF	OPP. STRENGTH	TEAM	ADJ.	CONF.	ADJ CONF.
Average RPI Loss: 47	RECORD	PCT. RANK	GAMES	SCHEDULE	OF SCHEDULE	RPI	RPI	RPI	RPI
DIV. I ONLY	23- 7	43	7- 2	31	66	22	22	6	6
DIV. I NON-CONF.	8- 5	120	0- 1	15	43	48	48	6	6
TOTALS	RPI 1-25	RPI 26-50	W-L RECORDS	RPI 51-100	RPI 101-150	RPI 150+			
23- 7	1- 3	6- 2	OVERALL	3- 1	6- 0	7- 1			
13- 4	0- 1	3- 2	HOME	2- 0	3- 0	5- 1			
10- 3	1- 2	3- 0	AWAY	1- 1	3- 0	2- 0			
0- 0	0- 0	0- 0	NEUTRAL	0- 0	0- 0	0- 0			
8- 5	1- 3	2- 0	NON-CONFERENCE	0- 1	2- 0	3- 1			
6- 2	0- 1	2- 0	HOME	0- 0	1- 0	3- 1			
2- 3	1- 2	0- 0	AWAY	0- 1	1- 0	0- 0			
0- 0	0- 0	0- 0	NEUTRAL	0- 0	0- 0	0- 0			
15- 2	0- 0	4- 2	CONFERENCE	3- 0	4- 0	4- 0			
7- 2	0- 0	1- 2	HOME	2- 0	2- 0	2- 0			
8- 0	0- 0	3- 0	AWAY	1- 0	2- 0	2- 0			
0- 0	0- 0	0- 0	NEUTRAL	0- 0	0- 0	0- 0			

RPI	S	Opponent	Score	RPI	S	Opponent	Score	RPI	S	Opponent	Score	RPI	S	Opponent	Score
1	A	Notre Dame	90 95	34	A	Seton Hall	86 74	62	A	South Dakota St.	79 88	106	A	Northwestern	77 64
3	H	UConn	70 86	34	H	Seton Hall	74 83	88	H	Marquette	91 86	136	H	Southern Ill.	105 61
4	A	Baylor	72 86	35	H	St. Bonaventure	77 54	94	A	Georgetown	80 66	140	A	Creighton	78 52
13	A	Texas A&M	80 66	45	A	St. John's (NY)	71 61	94	H	Georgetown	75 53	140	H	Creighton	81 63
				45	H	St. John's (NY)	77 71					147	A	Xavier	70 53
				46	H	Indiana	84 69					147	H	Xavier	82 52
				50	A	Villanova	75 47					178	H	Loyola Chicago	75 88
				50	H	Villanova	60 64					183	A	Butler	61 54
												183	H	Butler	102 63
												259	A	Providence	91 68
												259	H	Providence	96 50
												306	H	Colgate	96 46
												319	H	Illinois St.	89 41
												340	H	Chicago St.	88 42
LAST 12 Division I GAMES:															
4	A	Baylor	72 86	50	A	Villanova	75 47								
140	A	Creighton	78 52	45	H	St. John's (NY)	77 71								
259	A	Providence	91 68	34	H	Seton Hall	74 83								
183	H	Butler	102 63	259	H	Providence	96 50								
147	H	Xavier	82 52	140	H	Creighton	81 63								
94	A	Georgetown	80 66	147	A	Xavier	70 53								

Non-Div I Games:

DePaul

Delaware

Through Games Of Feb. 21, 2016

Average RPI Win: 227	WON-LOST	WINNING	LAST 10	STRENGTH OF	OPP. STRENGTH	TEAM	ADJ.	CONF.	ADJ CONF.
Average RPI Loss: 122	RECORD	PCT. RANK	GAMES	SCHEDULE	OF SCHEDULE	RPI	RPI	RPI	RPI
DIV. I ONLY	14- 12	149	5- 5	238	136	169	169	13	13
DIV. I NON-CONF.	5- 6	180	0- 0	314	177	237	237	12	12
TOTALS	RPI 1-25	RPI 26-50	W-L RECORDS	RPI 51-100	RPI 101-150	RPI 150+			
14- 12	0- 0	0- 1	OVERALL	1- 6	0- 0	13- 5			
8- 3	0- 0	0- 0	HOME	1- 2	0- 0	7- 1			
5- 8	0- 0	0- 1	AWAY	0- 4	0- 0	5- 3			
1- 1	0- 0	0- 0	NEUTRAL	0- 0	0- 0	1- 1			
5- 6	0- 0	0- 0	NON-CONFERENCE	0- 2	0- 0	5- 4			
2- 1	0- 0	0- 0	HOME	0- 0	0- 0	2- 1			
2- 4	0- 0	0- 0	AWAY	0- 2	0- 0	2- 2			
1- 1	0- 0	0- 0	NEUTRAL	0- 0	0- 0	1- 1			
9- 6	0- 0	0- 1	CONFERENCE	1- 4	0- 0	8- 1			
6- 2	0- 0	0- 0	HOME	1- 2	0- 0	5- 0			
3- 4	0- 0	0- 1	AWAY	0- 2	0- 0	3- 1			
0- 0	0- 0	0- 0	NEUTRAL	0- 0	0- 0	0- 0			

RPI S	Opponent	Score	RPI S	Opponent	Score	RPI S	Opponent	Score	RPI S	Opponent	Score	Team's RPI: 169
40	A James Madison	55 75	74	A Hofstra	49 58	159	H East Carolina	58 68				
			74	H Hofstra	54 47	160	A Northeastern	54 57				
			81	A Drexel	43 47	160	H Northeastern	59 52				
			81	H Drexel	53 54	171	A Marist	56 50				
			89	A Bucknell	51 80	177	A Fordham	55 48				
			94	A Georgetown	50 61	179	N Wisconsin	52 54				
			97	H Elon	64 66	185	A George Mason	83 90				
						193	A William & Mary	69 53				
						193	H William & Mary	67 63				
						221	A Robert Morris	50 53				
						228	A Col. of Charleston	63 47				
						228	H Col. of Charleston	72 55				
						256	H UNCW	67 59				
						284	A Towson	66 62				
						284	H Towson	69 64				
						295	H Vermont	71 60				
						314	N North Dakota St.	62 50				
						323	H Lafayette	67 47				
LAST 12 Division I GAMES:												
74	H Hofstra	54 47	81	A Drexel	43 47							
160	A Northeastern	54 57	40	A James Madison	55 75							
193	A William & Mary	69 53	193	H William & Mary	67 63							
228	H Col. of Charleston	72 55	81	H Drexel	53 54							
97	H Elon	64 66	284	H Towson	69 64							
284	A Towson	66 62	228	A Col. of Charleston	63 47							

Non-Div I Games:

Delaware

Loss, Non-Conf, S Site, H Home A Away N Neutral

Average RPI Win:	320	WON-LOST	WINNING	LAST 10	STRENGTH OF	OPP. STRENGTH	TEAM	ADJ.	CONF.	ADJ CONF.
Average RPI Loss:	205	RECORD	PCT. RANK	GAMES	SCHEDULE	OF SCHEDULE	RPI	RPI	RPI	RPI
DIV. I ONLY	8- 17	270	4- 6	329	330	328	328	31	31	
DIV. I NON-CONF.	3- 10	277	0- 0	253	248	311	311	30	30	
TOTALS	RPI 1-25	RPI 26-50	W-L RECORDS	RPI 51-100	RPI 101-150	RPI 150+				
8- 17	0- 0	0- 1	OVERALL	0- 2	0- 1	8- 13				
6- 6	0- 0	0- 0	HOME	0- 1	0- 0	6- 5				
1- 11	0- 0	0- 1	AWAY	0- 1	0- 1	1- 8				
1- 0	0- 0	0- 0	NEUTRAL	0- 0	0- 0	1- 0				
3- 10	0- 0	0- 1	NON-CONFERENCE	0- 2	0- 1	3- 6				
2- 4	0- 0	0- 0	HOME	0- 1	0- 0	2- 3				
0- 6	0- 0	0- 1	AWAY	0- 1	0- 1	0- 3				
1- 0	0- 0	0- 0	NEUTRAL	0- 0	0- 0	1- 0				
5- 7	0- 0	0- 0	CONFERENCE	0- 0	0- 0	5- 7				
4- 2	0- 0	0- 0	HOME	0- 0	0- 0	4- 2				
1- 5	0- 0	0- 0	AWAY	0- 0	0- 0	1- 5				
0- 0	0- 0	0- 0	NEUTRAL	0- 0	0- 0	0- 0				

RPI 1-25			RPI 26-50			RPI 51-100			RPI 101+ Team's RPI: 328		
RPI	S	Opponent	Score	RPI	S	Opponent	Score	RPI	S	Opponent	Score
				36	A	West Virginia	34 77	68	A	Temple	59 100
								74	H	Hofstra	49 66
								122	A	Pittsburgh	43 77
								174	A	Cornell	62 71
								177	A	Fordham	58 74
								189	A	Fla. Atlantic	55 83
								193	H	William & Mary	59 65
								215	H	Lehigh	49 83
								234	A	Morgan St.	49 56
								247	H	N.C. A&T	64 84
								260	A	Bethune-Cookman	35 66
								266	A	Coppin St.	79 84
								272	N	Appalachian St.	76 69
								291	A	Florida A&M	56 86
								292	H	UMES	61 70
								294	A	Savannah St.	67 59
								310	A	South Carolina St.	48 61
								310	H	South Carolina St.	79 61
								320	H	Longwood	88 63
								331	H	Howard	87 86
								336	H	Mt. St. Mary's	41 54
								339	H	Wagner	66 44
								346	H	Norfolk St.	64 61
								349	H	N.C. Central	66 56
LAST 12 Division I GAMES:											
346	H	Norfolk St.	64 61	247	H	N.C. A&T	64 84				
266	A	Coppin St.	79 84	349	H	N.C. Central	66 56				
292	H	UMES	61 70	294	A	Savannah St.	67 59				
291	A	Florida A&M	56 86	310	A	South Carolina St.	48 61				
260	A	Bethune-Cookman	35 66	331	H	Howard	87 86				
310	H	South Carolina St.	79 61	234	A	Morgan St.	49 56				

Non-Div I Games:

Delaware St.

■ Loss,
 ■ Non-Conf,
 ■ S Site,
 ■ H Home
 ■ A Away
 N Neutral

Average RPI Win: 292	WON-LOST	WINNING	LAST 10	STRENGTH OF	OPP. STRENGTH	TEAM	ADJ.	CONF.	ADJ CONF.
Average RPI Loss: 166	RECORD	PCT. RANK	GAMES	SCHEDULE	OF SCHEDULE	RPI	RPI	RPI	RPI
DIV. I ONLY	5- 23	318	1- 9	179	252	296	296	18	18
DIV. I NON-CONF.	2- 11	306	0- 0	182	291	285	285	19	19
TOTALS	RPI 1-25	RPI 26-50	W-L RECORDS	RPI 51-100	RPI 101-150	RPI 150+			
5- 23	0- 1	0- 1	OVERALL	0- 4	0- 5	5- 12			
2- 11	0- 0	0- 1	HOME	0- 2	0- 3	2- 5			
3- 10	0- 0	0- 0	AWAY	0- 0	0- 0	3- 1			
0- 2	0- 1	0- 0	NEUTRAL	0- 0	0- 0	0- 1			
2- 11	0- 1	0- 1	NON-CONFERENCE	0- 0	0- 1	2- 8			
0- 6	0- 0	0- 1	HOME	0- 0	0- 1	0- 4			
2- 3	0- 0	0- 0	AWAY	0- 0	0- 0	2- 3			
0- 2	0- 1	0- 0	NEUTRAL	0- 0	0- 0	0- 1			
3- 12	0- 0	0- 0	CONFERENCE	0- 4	0- 4	3- 4			
2- 5	0- 0	0- 0	HOME	0- 2	0- 2	2- 1			
1- 7	0- 0	0- 0	AWAY	0- 2	0- 2	1- 3			
0- 0	0- 0	0- 0	NEUTRAL	0- 0	0- 0	0- 0			

RPI 1-25				RPI 26-50				RPI 51-100				RPI 101+				Team's RPI: 296	
RPI	S	Opponent	Score	RPI	S	Opponent	Score	RPI	S	Opponent	Score	RPI	S	Opponent	Score		
1	N	Notre Dame	52 94	44	H	Colorado St.	46 74	62	A	South Dakota St.	52 80	126	A	IUPUI	75 81		
								62	H	South Dakota St.	39 76	126	H	IUPUI	54 67		
								66	A	South Dakota	60 85	135	H	Long Beach St.	41 48		
								66	H	South Dakota	33 79	146	A	Oral Roberts	33 65		
												146	H	Oral Roberts	56 59		
												172	A	Milwaukee	56 49		
												173	N	Louisiana Tech	53 58		
												175	H	Northern Colo.	51 60		
												199	H	Weber St.	49 61		
												218	H	Ill.-Chicago	46 56		
												227	A	Western Ill.	60 63		
												227	H	Western Ill.	69 80		
												236	H	Wyoming	64 75		
												254	A	Seattle	51 59		
												257	A	Omaha	55 67		
												264	A	Pepperdine	60 64		
												301	A	UMKC	58 68		
												314	A	North Dakota St.	55 45		
												314	H	North Dakota St.	64 53		
												316	A	IPFW	49 61		
												316	H	IPFW	53 50		
												344	A	Air Force	57 48		
LAST 12 Division I GAMES:																	
314	A	North Dakota St.	55 45	316	A	IPFW	49 61	126	A	IUPUI	75 81						
62	A	South Dakota St.	52 80	146	A	Oral Roberts	33 65	257	A	Omaha	55 67						
126	H	IUPUI	54 67	227	H	Western Ill.	69 80	227	A	Western Ill.	60 63						
227	H	Western Ill.	69 80	146	H	Oral Roberts	56 59	316	H	IPFW	53 50						
146	H	Oral Roberts	56 59	66	H	South Dakota	33 79										

Non-Div I Games:

Denver

■ Loss,
 ■ Non-Conf, S Site,
 ■ Home
 ■ Away
 N Neutral

Average RPI Win:	219	WON-LOST	WINNING	LAST 10	STRENGTH OF	OPP. STRENGTH	TEAM	ADJ.	CONF.	ADJ CONF.
Average RPI Loss:	113	RECORD	PCT. RANK	GAMES	SCHEDULE	OF SCHEDULE	RPI	RPI	RPI	RPI
DIV. I ONLY	12- 13	185	6- 4	117	129	153	153	14	14	
DIV. I NON-CONF.	3- 7	248	0- 0	159	71	256	256	16	16	
TOTALS	RPI 1-25	RPI 26-50	W-L RECORDS	RPI 51-100	RPI 101-150	RPI 150+				
12- 13	0- 2	0- 2	OVERALL	1- 3	2- 3	9- 3				
6- 7	0- 0	0- 0	HOME	0- 3	1- 1	5- 3				
6- 6	0- 2	0- 2	AWAY	1- 0	1- 2	4- 0				
0- 0	0- 0	0- 0	NEUTRAL	0- 0	0- 0	0- 0				
3- 7	0- 2	0- 1	NON-CONFERENCE	0- 2	0- 1	3- 1				
3- 3	0- 0	0- 0	HOME	0- 2	0- 0	3- 1				
0- 4	0- 2	0- 1	AWAY	0- 0	0- 1	0- 0				
0- 0	0- 0	0- 0	NEUTRAL	0- 0	0- 0	0- 0				
9- 6	0- 0	0- 1	CONFERENCE	1- 1	2- 2	6- 2				
3- 4	0- 0	0- 0	HOME	0- 1	1- 1	2- 2				
6- 2	0- 0	0- 1	AWAY	1- 0	1- 1	4- 0				
0- 0	0- 0	0- 0	NEUTRAL	0- 0	0- 0	0- 0				

RPI S	Opponent	Score	RPI S	Opponent	Score	RPI S	Opponent	Score	RPI S	Opponent	Score	Team's RPI: 153
11	A Maryland	41 97	27	A Green Bay	36 58	67	H Michigan	61 88	115	A Western Mich.	66 70	
23	A Michigan St.	42 81	35	A St. Bonaventure	73 84	92	H Eastern Mich.	68 85	132	A Youngstown St.	69 68	
						100	A Wright St.	95 93	132	H Youngstown St.	70 72	
						100	H Wright St.	71 89	139	A Northern Ky.	60 81	
									139	H Northern Ky.	66 65	
									172	A Milwaukee	89 79	
									195	H Cincinnati	77 68	
									205	H Oakland	73 79	
									218	A Ill.-Chicago	89 80	
									218	H Ill.-Chicago	51 65	
									243	A Valparaiso	72 66	
									243	H Valparaiso	85 65	
									278	A Cleveland St.	66 60	
									278	H Cleveland St.	82 68	
									303	H Bradley	67 75	
									308	H Niagara	80 75	
									316	H IPFW	64 63	
LAST 12 Division I GAMES:												
100	A Wright St.	95 93	27	A Green Bay	36 58							
139	A Northern Ky.	60 81	172	A Milwaukee	89 79							
243	H Valparaiso	85 65	205	H Oakland	73 79							
218	H Ill.-Chicago	51 65	139	H Northern Ky.	66 65							
132	A Youngstown St.	69 68	100	H Wright St.	71 89							
278	A Cleveland St.	66 60	218	A Ill.-Chicago	89 80							

Non-Div I Games: Salem Int'l 81 50

Detroit

Loss, Non-Conf, S Site, H Home A Away N Neutral

Average RPI Win: 209	WON-LOST	WINNING	LAST 10	STRENGTH OF	OPP. STRENGTH	TEAM	ADJ.	CONF.	ADJ CONF.
Average RPI Loss: 121	RECORD	PCT. RANK	GAMES	SCHEDULE	OF SCHEDULE	RPI	RPI	RPI	RPI
DIV. I ONLY	16- 8	78	7- 3	192	158	109	109	21	21
DIV. I NON-CONF.	6- 4	125	0- 0	110	58	94	94	17	17
TOTALS	RPI 1-25	RPI 26-50	W-L RECORDS	RPI 51-100	RPI 101-150	RPI 150+			
16- 8	0- 0	0- 1	OVERALL	3- 2	2- 3	11- 2			
8- 3	0- 0	0- 1	HOME	2- 0	2- 2	4- 0			
7- 5	0- 0	0- 0	AWAY	1- 2	0- 1	6- 2			
1- 0	0- 0	0- 0	NEUTRAL	0- 0	0- 0	1- 0			
6- 4	0- 0	0- 1	NON-CONFERENCE	1- 2	2- 0	3- 1			
3- 1	0- 0	0- 1	HOME	1- 0	2- 0	0- 0			
2- 3	0- 0	0- 0	AWAY	0- 2	0- 0	2- 1			
1- 0	0- 0	0- 0	NEUTRAL	0- 0	0- 0	1- 0			
10- 4	0- 0	0- 0	CONFERENCE	2- 0	0- 3	8- 1			
5- 2	0- 0	0- 0	HOME	1- 0	0- 2	4- 0			
5- 2	0- 0	0- 0	AWAY	1- 0	0- 1	4- 1			
0- 0	0- 0	0- 0	NEUTRAL	0- 0	0- 0	0- 0			

RPI S	Opponent	Score	RPI S	Opponent	Score	RPI S	Opponent	Score	RPI S	Opponent	Score	Team's RPI: 109
27	H Green Bay	61 86	55	A Iowa	76 89	107	A UNI	74 85	107	H UNI	73 79	
			66	A South Dakota	87 92	107	H UNI	73 63	114	H North Dakota	73 63	
			90	A Missouri St.	82 75	136	H Southern Ill.	67 77	140	H Creighton	81 72	
			90	H Missouri St.	95 72	178	A Loyola Chicago	81 65	179	A Wisconsin	89 70	
			96	H Iowa St.	74 70	190	N Tulsa	91 80	209	A Indiana St.	53 68	
						209	H Indiana St.	80 55	212	A UNLV	76 68	
						258	A Northern Ill.	73 87	288	A Wichita St.	87 56	
						288	H Wichita St.	81 59	303	A Bradley	76 64	
						319	A Illinois St.	98 58	319	H Illinois St.	76 41	
						319	H Illinois St.	76 41	326	H Evansville	94 52	
LAST 12 Division I GAMES:												
107	A UNI	74 85	303	A Bradley	76 64							
209	A Indiana St.	53 68	107	H UNI	73 79							
319	A Illinois St.	98 58	319	H Illinois St.	76 41							
90	H Missouri St.	95 72	209	H Indiana St.	80 55							
288	H Wichita St.	81 59	288	A Wichita St.	87 56							
178	A Loyola Chicago	81 65	90	A Missouri St.	82 75							

Non-Div I Games: William Penn 100 61

Drake

Average RPI Win: 167	WON-LOST	WINNING	LAST 10	STRENGTH OF	OPP. STRENGTH	TEAM	ADJ.	CONF.	ADJ CONF.
Average RPI Loss: 89	RECORD	PCT. RANK	GAMES	SCHEDULE	OF SCHEDULE	RPI	RPI	RPI	RPI
DIV. I ONLY	15- 11	127	8- 2	65	107	81	81	13	13
DIV. I NON-CONF.	4- 7	222	0- 0	13	50	114	114	12	12
TOTALS	RPI 1-25	RPI 26-50	W-L RECORDS	RPI 51-100	RPI 101-150	RPI 150+			
15- 11	0- 1	1- 5	OVERALL	4- 1	0- 1	10- 3			
9- 3	0- 0	1- 1	HOME	3- 1	0- 0	5- 1			
6- 6	0- 1	0- 3	AWAY	1- 0	0- 1	5- 1			
0- 2	0- 0	0- 1	NEUTRAL	0- 0	0- 0	0- 1			
4- 7	0- 1	1- 3	NON-CONFERENCE	1- 1	0- 1	2- 1			
3- 1	0- 0	1- 0	HOME	1- 1	0- 0	1- 0			
1- 4	0- 1	0- 2	AWAY	0- 0	0- 1	1- 0			
0- 2	0- 0	0- 1	NEUTRAL	0- 0	0- 0	0- 1			
11- 4	0- 0	0- 2	CONFERENCE	3- 0	0- 0	8- 2			
6- 2	0- 0	0- 1	HOME	2- 0	0- 0	4- 1			
5- 2	0- 0	0- 1	AWAY	1- 0	0- 0	4- 1			
0- 0	0- 0	0- 0	NEUTRAL	0- 0	0- 0	0- 0			

RPI 1-25				RPI 26-50				RPI 51-100				Team's RPI: 81	RPI 101+			
RPI	S	Opponent	Score	RPI	S	Opponent	Score	RPI	S	Opponent	Score		RPI	S	Opponent	Score
17	A	Syracuse	62 83	30	A	Penn	67 72	74	H	Hofstra	67 64		104	A	Saint Joseph's	46 53
				35	H	St. Bonaventure	58 46	82	H	Vanderbilt	64 74		158	A	Hampton	57 36
				37	A	South Fla.	58 73	97	A	Elon	54 47		160	A	Northeastern	53 49
				40	A	James Madison	56 67	97	H	Elon	74 31		160	H	Northeastern	65 73
				40	H	James Madison	55 59	99	H	Quinnipiac	62 49		169	A	Delaware	54 53
				50	N	Villanova	55 67						169	H	Delaware	47 43
													191	N	Montana	50 58
													193	A	William & Mary	67 50
													226	H	Dartmouth	69 53
													228	A	Col. of Charleston	46 49
													228	H	Col. of Charleston	66 54
													256	A	UNCW	71 57
													256	H	UNCW	66 60
													284	H	Towson	56 40
LAST 12 Division I GAMES:																
				97	A	Elon	54 47	169	H	Delaware	47 43					
				284	H	Towson	56 40	74	H	Hofstra	67 64					
				256	H	UNCW	66 60	160	A	Northeastern	53 49					
				40	H	James Madison	55 59	169	A	Delaware	54 53					
				228	A	Col. of Charleston	46 49	97	H	Elon	74 31					
				256	A	UNCW	71 57	40	A	James Madison	56 67					

Non-Div I Games:

Drexel

■ Loss,
■ Non-Conf,
■ S Site,
■ H Home
■ A Away
N Neutral

D
u
k
e

D
u
k
e

Duke

Page 72

Average RPI Win: 166	WON-LOST	WINNING	LAST 10	STRENGTH OF	OPP. STRENGTH	TEAM	ADJ.	CONF.	ADJ CONF.
Average RPI Loss: 45	RECORD	PCT. RANK	GAMES	SCHEDULE	OF SCHEDULE	RPI	RPI	RPI	RPI
DIV. I ONLY	23- 3	11	8- 2	89	118	19	19	7	7
DIV. I NON-CONF.	11- 1	16	0- 0	148	253	23	23	8	8
TOTALS	RPI 1-25	RPI 26-50	W-L RECORDS	RPI 51-100	RPI 101-150	RPI 150+			
23- 3	0- 0	3- 2	OVERALL	4- 1	3- 0	13- 0			
10- 1	0- 0	3- 1	HOME	1- 0	1- 0	5- 0			
12- 2	0- 0	0- 1	AWAY	3- 1	2- 0	7- 0			
1- 0	0- 0	0- 0	NEUTRAL	0- 0	0- 0	1- 0			
11- 1	0- 0	2- 1	NON-CONFERENCE	1- 0	2- 0	6- 0			
4- 0	0- 0	2- 0	HOME	0- 0	0- 0	2- 0			
6- 1	0- 0	0- 1	AWAY	1- 0	2- 0	3- 0			
1- 0	0- 0	0- 0	NEUTRAL	0- 0	0- 0	1- 0			
12- 2	0- 0	1- 1	CONFERENCE	3- 1	1- 0	7- 0			
6- 1	0- 0	1- 1	HOME	1- 0	1- 0	3- 0			
6- 1	0- 0	0- 0	AWAY	2- 1	0- 0	4- 0			
0- 0	0- 0	0- 0	NEUTRAL	0- 0	0- 0	0- 0			

RPI 1-25			Team's RPI: 19			RPI 26-50			RPI 51-100			RPI 101+			
RPI	S	Opponent	Score	RPI	S	Opponent	Score	RPI	S	Opponent	Score	RPI	S	Opponent	Score
29	H	Ohio	64 47	58	A	Saint Louis	81 84	104	H	Saint Joseph's	73 59				
35	H	St. Bonaventure	74 62	64	A	Dayton	76 72	122	A	Pittsburgh	79 65				
38	A	Princeton	66 94	64	H	Dayton	89 58	138	A	Buffalo	79 62				
39	H	George Washington	52 70	80	A	VCU	71 67	167	A	Davidson	77 62				
45	H	St. John's (NY)	76 57	85	A	Central Mich.	68 49	177	H	Fordham	55 40				
								180	A	New Mexico	78 69				
								185	A	George Mason	72 56				
								187	A	Richmond	65 44				
								208	A	Rhode Island	79 70				
								208	H	Rhode Island	61 56				
								219	H	Massachusetts	73 64				
								247	N	N.C. A&T	81 67				
								292	H	UMES	95 59				
								323	A	Lafayette	73 65				
								331	H	Howard	86 62				
								334	A	Saint Peter's	63 38				
LAST 12 Division I GAMES:															
64	A	Dayton	76 72	80	A	VCU	71 67								
58	A	Saint Louis	81 84	187	A	Richmond	65 44								
104	H	Saint Joseph's	73 59	35	H	St. Bonaventure	74 62								
208	H	Rhode Island	61 56	39	H	George Washington	52 70								
167	A	Davidson	77 62	208	A	Rhode Island	79 70								
219	H	Massachusetts	73 64	177	H	Fordham	55 40								

Non-Div I Games: Slippery Rock 79 54

Duquesne

Average RPI Win: 241	WON-LOST	WINNING	LAST 10	STRENGTH OF	OPP. STRENGTH	TEAM	ADJ.	CONF.	ADJ CONF.
Average RPI Loss: 125	RECORD	PCT. RANK	GAMES	SCHEDULE	OF SCHEDULE	RPI	RPI	RPI	RPI
DIV. I ONLY	13- 12	159	6- 4	204	189	157	157	17	17
DIV. I NON-CONF.	5- 7	198	0- 0	150	142	148	148	15	15
TOTALS	RPI 1-25	RPI 26-50	W-L RECORDS	RPI 51-100	RPI 101-150	RPI 150+			
13- 12	0- 1	0- 0	OVERALL	0- 3	3- 5	10- 3			
7- 3	0- 0	0- 0	HOME	0- 1	1- 2	6- 0			
6- 9	0- 1	0- 0	AWAY	0- 2	2- 3	4- 3			
0- 0	0- 0	0- 0	NEUTRAL	0- 0	0- 0	0- 0			
5- 7	0- 1	0- 0	NON-CONFERENCE	0- 2	2- 2	3- 2			
3- 0	0- 0	0- 0	HOME	0- 0	1- 0	2- 0			
2- 7	0- 1	0- 0	AWAY	0- 2	1- 2	1- 2			
0- 0	0- 0	0- 0	NEUTRAL	0- 0	0- 0	0- 0			
8- 5	0- 0	0- 0	CONFERENCE	0- 1	1- 3	7- 1			
4- 3	0- 0	0- 0	HOME	0- 1	0- 2	4- 0			
4- 2	0- 0	0- 0	AWAY	0- 0	1- 1	3- 1			
0- 0	0- 0	0- 0	NEUTRAL	0- 0	0- 0	0- 0			

RPI 1-25				RPI 26-50				RPI 51-100				RPI 101+ Team's RPI: 157			
RPI	S	Opponent	Score	RPI	S	Opponent	Score	RPI	S	Opponent	Score	RPI	S	Opponent	Score
24	A	Tennessee	49 85					51	H	Chattanooga	57 65	110	A	Mercer	55 53
								82	A	Vanderbilt	39 65	110	H	Mercer	45 61
								97	A	Elon	38 50	112	A	Samford	47 55
												112	H	Samford	51 56
												113	A	Wake Forest	52 69
												119	H	UNC Asheville	74 68
												121	A	Iona	50 56
												143	A	Old Dominion	56 52
												167	A	Davidson	65 58
												184	A	Eastern Ky.	41 64
												225	A	Furman	77 81
												225	H	Furman	68 64
												269	H	Austin Peay	80 76
												272	A	Appalachian St.	52 70
												283	H	Campbell	70 55
												297	A	UNCG	80 77
												297	H	UNCG	89 73
												305	A	Wofford	70 54
												305	H	Wofford	70 69
												309	A	Western Caro.	45 43
												309	H	Western Caro.	74 62
LAST 12 Division I GAMES:															
112	H	Samford	51 56	51	H	Chattanooga	57 65								
110	H	Mercer	45 61	110	A	Mercer	55 53								
297	A	UNCG	80 77	112	A	Samford	47 55								
309	A	Western Caro.	45 43	309	H	Western Caro.	74 62								
225	H	Furman	68 64	297	H	UNCG	89 73								
305	H	Wofford	70 69	305	A	Wofford	70 54								

Non-Div I Games: Armstrong St. 62 52 Lees-McRae 73 46 Brevard 69 46

ETSU

Loss, Non-Conf, S Site, H Home A Away N Neutral

East Carolina

Through Games Of Feb. 21, 2016

Average RPI Win:	243	WON-LOST	WINNING	LAST 10	STRENGTH OF	OPP. STRENGTH	TEAM	ADJ.	CONF.	ADJ CONF.
Average RPI Loss:	80	RECORD	PCT. RANK	GAMES	SCHEDULE	OF SCHEDULE	RPI	RPI	RPI	RPI
DIV. I ONLY	10- 17	249	2- 8	68	105	159	159	9	9	
DIV. I NON-CONF.	6- 6	160	0- 0	34	231	108	108	7	7	
TOTALS	RPI 1-25	RPI 26-50	W-L RECORDS	RPI 51-100	RPI 101-150	RPI 150+				
10- 17	0- 3	0- 3	OVERALL	0- 5	0- 3	10- 3				
4- 6	0- 1	0- 1	HOME	0- 2	0- 1	4- 1				
4- 6	0- 1	0- 1	AWAY	0- 2	0- 0	4- 2				
2- 5	0- 1	0- 1	NEUTRAL	0- 1	0- 2	2- 0				
6- 6	0- 1	0- 1	NON-CONFERENCE	0- 2	0- 2	6- 0				
2- 0	0- 0	0- 0	HOME	0- 0	0- 0	2- 0				
2- 1	0- 0	0- 0	AWAY	0- 1	0- 0	2- 0				
2- 5	0- 1	0- 1	NEUTRAL	0- 1	0- 2	2- 0				
4- 11	0- 2	0- 2	CONFERENCE	0- 3	0- 1	4- 3				
2- 6	0- 1	0- 1	HOME	0- 2	0- 1	2- 1				
2- 5	0- 1	0- 1	AWAY	0- 1	0- 0	2- 2				
0- 0	0- 0	0- 0	NEUTRAL	0- 0	0- 0	0- 0				

RPI 1-25				RPI 26-50				RPI 51-100				RPI 101+ Team's RPI: 159			
RPI	S	Opponent	Score	RPI	S	Opponent	Score	RPI	S	Opponent	Score	RPI	S	Opponent	Score
2	N	South Carolina	57 88	29	N	Ohio	61 64	51	N	Chattanooga	61 72	105	H	Memphis	78 79
3	A	UConn	46 92	37	A	South Fla.	54 75	56	A	Auburn	69 83	106	N	Northwestern	75 78
3	H	UConn	41 84	37	H	South Fla.	59 61	68	H	Temple	63 83	140	N	Creighton	66 91
								83	A	Tulane	73 78	169	A	Delaware	68 58
								83	H	Tulane	51 66	170	A	SMU	67 74
												190	A	Tulsa	79 81
												190	H	Tulsa	54 55
												195	H	Cincinnati	63 60
												197	N	Eastern Wash.	80 62
												207	N	UTRGV	70 59
												214	H	Presbyterian	84 57
												267	A	UCF	71 56
												280	A	Houston	68 59
												280	H	Houston	76 70
												311	H	Alcorn	87 58
												313	A	A&M-Corpus Christi	82 46
LAST 12 Division I GAMES:															
3	H	UConn	41 84	68	H	Temple	63 83								
280	A	Houston	68 59	83	A	Tulane	73 78								
105	H	Memphis	78 79	195	H	Cincinnati	63 60								
170	A	SMU	67 74	37	A	South Fla.	54 75								
3	A	UConn	46 92	280	H	Houston	76 70								
190	H	Tulsa	54 55	267	A	UCF	71 56								

Non-Div I Games:

East Carolina

Loss, Non-Conf, S Site, H Home A Away N Neutral

Average RPI Win: 199		WON-LOST	WINNING	LAST 10	STRENGTH OF	OPP. STRENGTH	TEAM	ADJ.	CONF.	ADJ CONF.
Average RPI Loss: 207		RECORD	PCT. RANK	GAMES	SCHEDULE	OF SCHEDULE	RPI	RPI	RPI	RPI
DIV. I ONLY		3- 23	339	2- 8	244	286	341	341	24	24
DIV. I NON-CONF.		1- 11	336	0- 0	169	316	321	321	23	23
TOTALS	RPI 1-25		RPI 26-50		W-L RECORDS		RPI 51-100		RPI 101-150	RPI 150+
3- 23	0- 0		0- 0		OVERALL		0- 2		1- 2	2- 19
3- 9	0- 0		0- 0		HOME		0- 1		1- 0	2- 8
0- 14	0- 0		0- 0		AWAY		0- 1		0- 2	0- 11
0- 0	0- 0		0- 0		NEUTRAL		0- 0		0- 0	0- 0
1- 11	0- 0		0- 0		NON-CONFERENCE		0- 1		1- 1	0- 9
1- 4	0- 0		0- 0		HOME		0- 0		1- 0	0- 4
0- 7	0- 0		0- 0		AWAY		0- 1		0- 1	0- 5
0- 0	0- 0		0- 0		NEUTRAL		0- 0		0- 0	0- 0
2- 12	0- 0		0- 0		CONFERENCE		0- 1		0- 1	2- 10
2- 5	0- 0		0- 0		HOME		0- 1		0- 0	2- 4
0- 7	0- 0		0- 0		AWAY		0- 0		0- 1	0- 6
0- 0	0- 0		0- 0		NEUTRAL		0- 0		0- 0	0- 0

RPI 1-25				RPI 26-50				RPI 51-100				RPI 101+				Team's RPI: 341	
RPI	S	Opponent	Score	RPI	S	Opponent	Score	RPI	S	Opponent	Score	RPI	S	Opponent	Score		
								58	A	Saint Louis	47	78	101	A	Belmont	61	89
								87	H	UT Martin	39	65	105	A	Memphis	49	80
												126	H	IUPUI	77	71	
												166	A	SIUE	75	87	
												172	H	Milwaukee	71	82	
												178	H	Loyola Chicago	75	86	
												184	H	Eastern Ky.	56	75	
												195	A	Cincinnati	57	70	
												196	H	Stetson	66	68	
												203	A	Southeast Mo. St.	52	82	
												203	H	Southeast Mo. St.	64	59	
												209	A	Indiana St.	42	60	
												218	A	Ill.-Chicago	54	66	
												227	H	Western Ill.	69	92	
												257	A	Omaha	67	76	
												258	A	Northern Ill.	63	79	
												261	H	Tennessee St.	53	62	
												269	A	Austin Peay	45	80	
												269	H	Austin Peay	64	56	
												271	A	Murray St.	56	66	
												271	H	Murray St.	71	74	
												273	A	Tennessee Tech	74	81	
												289	A	Jacksonville St.	52	60	
												304	H	Morehead St.	77	85	
LAST 12 Division I GAMES:																	
				203	A	Southeast Mo. St.	52	82	269	A	Austin Peay	45	80				
				271	H	Murray St.	71	74	87	H	UT Martin	39	65				
				269	H	Austin Peay	64	56	304	H	Morehead St.	77	85				
				203	H	Southeast Mo. St.	64	59	184	H	Eastern Ky.	56	75				
				166	A	SIUE	75	87	101	A	Belmont	61	89				
				271	A	Murray St.	56	66	261	H	Tennessee St.	53	62				

Non-Div I Games:

Eastern Ill.

■ Loss, ■ Non-Conf, S Site, H Home A Away N Neutral

Eastern Ky.

Through Games Of Feb. 21, 2016

Average RPI Win:	255	WON-LOST	WINNING	LAST 10	STRENGTH OF	OPP. STRENGTH	TEAM	ADJ.	CONF.	ADJ CONF.
Average RPI Loss:	157	RECORD	PCT. RANK	GAMES	SCHEDULE	OF SCHEDULE	RPI	RPI	RPI	RPI
DIV. I ONLY	13- 10	134	6- 4	268	249	184	184	24	24	
DIV. I NON-CONF.	4- 5	193	0- 0	136	167	164	164	23	23	
TOTALS	RPI 1-25	RPI 26-50	W-L RECORDS	RPI 51-100	RPI 101-150	RPI 150+				
13- 10	0- 0	0- 2	OVERALL	1- 2	0- 1	12- 5				
7- 3	0- 0	0- 0	HOME	1- 1	0- 0	6- 2				
5- 6	0- 0	0- 1	AWAY	0- 1	0- 1	5- 3				
1- 1	0- 0	0- 1	NEUTRAL	0- 0	0- 0	1- 0				
4- 5	0- 0	0- 2	NON-CONFERENCE	0- 2	0- 0	4- 1				
2- 1	0- 0	0- 0	HOME	0- 1	0- 0	2- 0				
1- 3	0- 0	0- 1	AWAY	0- 1	0- 0	1- 1				
1- 1	0- 0	0- 1	NEUTRAL	0- 0	0- 0	1- 0				
9- 5	0- 0	0- 0	CONFERENCE	1- 0	0- 1	8- 4				
5- 2	0- 0	0- 0	HOME	1- 0	0- 0	4- 2				
4- 3	0- 0	0- 0	AWAY	0- 0	0- 1	4- 2				
0- 0	0- 0	0- 0	NEUTRAL	0- 0	0- 0	0- 0				

RPI 1-25				RPI 26-50				RPI 51-100				RPI 101+				Team's RPI: 184	
RPI	S	Opponent	Score	RPI	S	Opponent	Score	RPI	S	Opponent	Score	RPI	S	Opponent	Score		
				43	N	North Carolina St.	62 73	87	H	UT Martin	70 61	101	A	Belmont	61 72		
				49	A	Western Ky.	60 76	90	A	Missouri St.	63 87	157	H	ETSU	64 41		
								100	H	Wright St.	69 71	166	A	SIUE	74 89		
												187	A	Richmond	62 81		
												203	H	Southeast Mo. St.	56 55		
												261	A	Tennessee St.	70 66		
												261	H	Tennessee St.	78 67		
												262	N	Saint Francis (PA)	88 82		
												265	A	Miami (OH)	77 72		
												269	A	Austin Peay	66 94		
												271	H	Murray St.	72 60		
												273	H	Tennessee Tech	72 77		
												289	A	Jacksonville St.	76 50		
												289	H	Jacksonville St.	54 56		
												304	A	Morehead St.	89 77		
												304	H	Morehead St.	100 93		
												309	H	Western Caro.	91 62		
												341	A	Eastern Ill.	75 56		
LAST 12 Division I GAMES:																	
				304	A	Morehead St.	89 77	289	H	Jacksonville St.	54 56						
				289	A	Jacksonville St.	76 50	273	H	Tennessee Tech	72 77						
				261	H	Tennessee St.	78 67	271	H	Murray St.	72 60						
				101	A	Belmont	61 72	166	A	SIUE	74 89						
				261	A	Tennessee St.	70 66	341	A	Eastern Ill.	75 56						
				304	H	Morehead St.	100 93	203	H	Southeast Mo. St.	56 55						

Non-Div I Games: Cincinnati Christian 12 34 Davis & Elkins 73 58

Eastern Ky.

Loss, Non-Conf, S Site, H Home A Away N Neutral

Average RPI Win:	191	WON-LOST	WINNING	LAST 10	STRENGTH OF	OPP. STRENGTH	TEAM	ADJ.	CONF.	ADJ CONF.
Average RPI Loss:	98	RECORD	PCT. RANK	GAMES	SCHEDULE	OF SCHEDULE	RPI	RPI	RPI	RPI
DIV. I ONLY	15- 8	89	6- 4	128	141	92	92	11	11	
DIV. I NON-CONF.	7- 2	57	0- 0	139	134	50	50	13	13	
TOTALS	RPI 1-25	RPI 26-50	W-L RECORDS	RPI 51-100	RPI 101-150	RPI 150+				
15- 8	0- 1	0- 1	OVERALL	2- 3	5- 2	8- 1				
8- 3	0- 0	0- 1	HOME	2- 1	3- 1	3- 0				
7- 4	0- 1	0- 0	AWAY	0- 1	2- 1	5- 1				
0- 1	0- 0	0- 0	NEUTRAL	0- 1	0- 0	0- 0				
7- 2	0- 1	0- 0	NON-CONFERENCE	1- 1	2- 0	4- 0				
3- 0	0- 0	0- 0	HOME	1- 0	1- 0	1- 0				
4- 1	0- 1	0- 0	AWAY	0- 0	1- 0	3- 0				
0- 1	0- 0	0- 0	NEUTRAL	0- 1	0- 0	0- 0				
8- 6	0- 0	0- 1	CONFERENCE	1- 2	3- 2	4- 1				
5- 3	0- 0	0- 1	HOME	1- 1	2- 1	2- 0				
3- 3	0- 0	0- 0	AWAY	0- 1	1- 1	2- 1				
0- 0	0- 0	0- 0	NEUTRAL	0- 0	0- 0	0- 0				

RPI 1-25				RPI 26-50				RPI 51-100 Team's RPI: 92				RPI 101+			
RPI	S	Opponent	Score	RPI	S	Opponent	Score	RPI	S	Opponent	Score	RPI	S	Opponent	Score
15	A	Kentucky	67 89	29	H	Ohio	64 71	67	H	Michigan	64 63	103	A	Harvard	85 81
								69	N	Abilene Christian	59 83	115	H	Western Mich.	70 66
								72	A	Ball St.	54 76	129	A	Akron	72 75
								85	H	Central Mich.	65 66	129	H	Akron	65 68
								98	H	Toledo	59 41	138	A	Buffalo	70 55
												138	H	Buffalo	67 56
												146	H	Oral Roberts	77 69
												153	A	Detroit	85 68
												207	H	UTRGV	78 56
												251	A	Monmouth	78 68
												253	A	Bowling Green	63 67
												258	A	Northern Ill.	87 80
												258	H	Northern Ill.	84 60
												265	A	Miami (OH)	70 46
												325	H	Kent St.	72 51
												344	A	Air Force	72 59
LAST 12 Division I GAMES:															
258	H	Northern Ill.	84 60	253	A	Bowling Green	63 67								
138	A	Buffalo	70 55	98	H	Toledo	59 41								
265	A	Miami (OH)	70 46	72	A	Ball St.	54 76								
115	H	Western Mich.	70 66	325	H	Kent St.	72 51								
85	H	Central Mich.	65 66	29	H	Ohio	64 71								
129	A	Akron	72 75	258	A	Northern Ill.	87 80								

Non-Div I Games: Madonna 104 45 Hillsdale 94 77

Eastern Mich.

Average RPI Win:	242	WON-LOST	WINNING	LAST 10	STRENGTH OF	OPP. STRENGTH	TEAM	ADJ.	CONF.	ADJ CONF.
Average RPI Loss:	147	RECORD	PCT. RANK	GAMES	SCHEDULE	OF SCHEDULE	RPI	RPI	RPI	RPI
DIV. I ONLY	17- 9	84	7- 3	337	130	197	197	20	20	
DIV. I NON-CONF.	5- 6	180	0- 0	307	218	266	266	22	22	
TOTALS	RPI 1-25	RPI 26-50	W-L RECORDS	RPI 51-100	RPI 101-150	RPI 150+				
17- 9	0- 0	0- 0	OVERALL	0- 1	2- 5	15- 3				
10- 3	0- 0	0- 0	HOME	0- 1	1- 1	9- 1				
7- 3	0- 0	0- 0	AWAY	0- 0	1- 1	6- 0				
0- 3	0- 0	0- 0	NEUTRAL	0- 0	0- 2	0- 1				
5- 6	0- 0	0- 0	NON-CONFERENCE	0- 1	0- 4	5- 1				
3- 2	0- 0	0- 0	HOME	0- 1	0- 1	3- 0				
2- 1	0- 0	0- 0	AWAY	0- 0	0- 1	2- 0				
0- 3	0- 0	0- 0	NEUTRAL	0- 0	0- 2	0- 1				
12- 3	0- 0	0- 0	CONFERENCE	0- 0	2- 1	10- 2				
7- 1	0- 0	0- 0	HOME	0- 0	1- 0	6- 1				
5- 2	0- 0	0- 0	AWAY	0- 0	1- 1	4- 1				
0- 0	0- 0	0- 0	NEUTRAL	0- 0	0- 0	0- 0				

RPI 1-25				RPI 26-50				RPI 51-100				RPI 101+				Team's RPI: 197	
RPI	S	Opponent	Score	RPI	S	Opponent	Score	RPI	S	Opponent	Score	RPI	S	Opponent	Score		
								69	H	Abilene Christian	60	72	106	N	Northwestern	70	74
													108	A	Gonzaga	56	78
													114	A	North Dakota	69	72
													114	H	North Dakota	60	57
													137	A	Idaho	74	66
													140	N	Creighton	60	66
													144	H	Boise St.	79	84
													159	N	East Carolina	62	80
													161	H	Montana St.	81	69
													168	A	Sacramento St.	100	83
													168	H	Sacramento St.	91	94
													175	A	Northern Colo.	66	57
													175	H	Northern Colo.	59	55
													191	H	Montana	67	65
													206	H	Utah Valley	68	64
													275	A	Northern Ariz.	81	71
													275	H	Northern Ariz.	72	65
													288	A	Wichita St.	67	62
													298	H	CSUN	70	59
													315	A	Portland St.	79	81
													315	H	Portland St.	70	57
													329	A	Southern Utah	85	82
													329	H	Southern Utah	64	53
													338	A	Cal St. Fullerton	68	57
													344	H	Air Force	65	44
LAST 12 Division I GAMES:																	
				315	H	Portland St.	70	57					168	A	Sacramento St.	100	83
				168	H	Sacramento St.	91	94					315	A	Portland St.	79	81
				175	A	Northern Colo.	66	57					191	H	Montana	67	65
				114	A	North Dakota	69	72					161	H	Montana St.	81	69
				329	H	Southern Utah	64	53					275	A	Northern Ariz.	81	71
				275	H	Northern Ariz.	72	65					329	A	Southern Utah	85	82

Non-Div I Games: Eastern Ore. 64 40

Eastern Wash.

■ Loss,
 ■ Non-Conf,
 ■ S Site,
 ■ H Home
 ■ A Away
 N Neutral

Average RPI Win:	191	WON-LOST	WINNING	LAST 10	STRENGTH OF	OPP. STRENGTH	TEAM	ADJ.	CONF.	ADJ CONF.
Average RPI Loss:	111	RECORD	PCT. RANK	GAMES	SCHEDULE	OF SCHEDULE	RPI	RPI	RPI	RPI
DIV. I ONLY	15- 10	112	7- 3	130	104	97	97	13	13	
DIV. I NON-CONF.	6- 4	125	0- 0	49	73	49	49	12	12	
TOTALS	RPI 1-25	RPI 26-50	W-L RECORDS	RPI 51-100	RPI 101-150	RPI 150+				
15- 10	0- 1	1- 2	OVERALL	2- 3	0- 1	12- 3				
8- 3	0- 0	0- 1	HOME	2- 1	0- 0	6- 1				
7- 7	0- 1	1- 1	AWAY	0- 2	0- 1	6- 2				
0- 0	0- 0	0- 0	NEUTRAL	0- 0	0- 0	0- 0				
6- 4	0- 1	1- 1	NON-CONFERENCE	1- 0	0- 1	4- 1				
3- 0	0- 0	0- 0	HOME	1- 0	0- 0	2- 0				
3- 4	0- 1	1- 1	AWAY	0- 0	0- 1	2- 1				
0- 0	0- 0	0- 0	NEUTRAL	0- 0	0- 0	0- 0				
9- 6	0- 0	0- 1	CONFERENCE	1- 3	0- 0	8- 2				
5- 3	0- 0	0- 1	HOME	1- 1	0- 0	4- 1				
4- 3	0- 0	0- 0	AWAY	0- 2	0- 0	4- 1				
0- 0	0- 0	0- 0	NEUTRAL	0- 0	0- 0	0- 0				

RPI 1-25				RPI 26-50				RPI 51-100				Team's RPI: 97	RPI 101+			
RPI	S	Opponent	Score	RPI	S	Opponent	Score	RPI	S	Opponent	Score		RPI	S	Opponent	Score
2	A	South Carolina	63 78	36	A	West Virginia	57 67	74	A	Hofstra	49 59		117	A	Liberty	63 72
				40	H	James Madison	76 81	74	H	Hofstra	61 60		157	H	ETSU	50 38
				43	A	North Carolina St.	69 66	76	H	Charlotte	90 83		160	A	Northeastern	56 54
								81	A	Drexel	31 74		160	H	Northeastern	61 67
								81	H	Drexel	47 54		169	A	Delaware	66 64
													193	H	William & Mary	73 51
													225	A	Furman	65 55
													228	A	Col. of Charleston	54 38
													228	H	Col. of Charleston	52 41
													233	A	Navy	70 73
													248	H	High Point	80 69
													256	A	UNCW	67 60
													256	H	UNCW	70 53
													270	A	American	62 54
													284	A	Towson	78 85
													284	H	Towson	80 58
LAST 12 Division I GAMES:																
				81	H	Drexel	47 54	74	A	Hofstra	49 59					
				228	A	Col. of Charleston	54 38	160	A	Northeastern	56 54					
				160	H	Northeastern	61 67	256	H	UNCW	70 53					
				284	H	Towson	80 58	228	H	Col. of Charleston	52 41					
				169	A	Delaware	66 64	81	A	Drexel	31 74					
				193	H	William & Mary	73 51	284	A	Towson	78 85					

Non-Div I Games: Lenoir-Rhyne 67 29

Elon

Average RPI Win: 291	WON-LOST	WINNING	LAST 10	STRENGTH OF	OPP. STRENGTH	TEAM	ADJ.	CONF.	ADJ CONF.
Average RPI Loss: 172	RECORD	PCT. RANK	GAMES	SCHEDULE	OF SCHEDULE	RPI	RPI	RPI	RPI
DIV. I ONLY	2- 23	344	0- 10	171	259	326	326	21	21
DIV. I NON-CONF.	1- 10	330	0- 0	95	312	276	276	17	17
TOTALS	RPI 1-25	RPI 26-50	W-L RECORDS	RPI 51-100	RPI 101-150	RPI 150+			
2- 23	0- 0	0- 0	OVERALL	0- 6	0- 6	2- 11			
1- 10	0- 0	0- 0	HOME	0- 3	0- 2	1- 5			
1- 11	0- 0	0- 0	AWAY	0- 2	0- 4	1- 5			
0- 2	0- 0	0- 0	NEUTRAL	0- 1	0- 0	0- 1			
1- 10	0- 0	0- 0	NON-CONFERENCE	0- 4	0- 2	1- 4			
0- 4	0- 0	0- 0	HOME	0- 2	0- 1	0- 1			
1- 4	0- 0	0- 0	AWAY	0- 1	0- 1	1- 2			
0- 2	0- 0	0- 0	NEUTRAL	0- 1	0- 0	0- 1			
1- 13	0- 0	0- 0	CONFERENCE	0- 2	0- 4	1- 7			
1- 6	0- 0	0- 0	HOME	0- 1	0- 1	1- 4			
0- 7	0- 0	0- 0	AWAY	0- 1	0- 3	0- 3			
0- 0	0- 0	0- 0	NEUTRAL	0- 0	0- 0	0- 0			

RPI S	Opponent	Score	RPI S	Opponent	Score	RPI S	Opponent	Score	RPI S	Opponent	Score	Team's RPI: 326
						61 N	Santa Clara	44 62	107 A	UNI	51 62	
						72 H	Ball St.	53 73	109 A	Drake	52 94	
						84 A	Nebraska	40 85	126 H	IUPUI	62 68	
						87 H	UT Martin	48 75	136 A	Southern Ill.	56 74	
						90 A	Missouri St.	70 77	136 H	Southern Ill.	63 66	
						90 H	Missouri St.	47 66	147 A	Xavier	57 65	
									161 N	Montana St.	55 81	
									178 A	Loyola Chicago	54 67	
									178 H	Loyola Chicago	49 63	
									209 H	Indiana St.	44 59	
									253 A	Bowling Green	56 74	
									265 A	Miami (OH)	85 91	
									271 H	Murray St.	54 73	
									278 A	Cleveland St.	72 63	
									288 A	Wichita St.	50 58	
									288 H	Wichita St.	31 44	
									303 A	Bradley	52 66	
									303 H	Bradley	62 46	
									319 H	Illinois St.	57 64	
LAST 12 Division I GAMES:												
			90 H	Missouri St.	47 66		319 H	Illinois St.	57 64			
			288 H	Wichita St.	31 44		288 A	Wichita St.	50 58			
			136 H	Southern Ill.	63 66		90 A	Missouri St.	70 77			
			178 A	Loyola Chicago	54 67		136 A	Southern Ill.	56 74			
			303 A	Bradley	52 66		303 H	Bradley	62 46			
			209 H	Indiana St.	44 59		178 H	Loyola Chicago	49 63			

Non-Div I Games:

Evansville

Average RPI Win: 211	WON-LOST	WINNING	LAST 10	STRENGTH OF	OPP. STRENGTH	TEAM	ADJ.	CONF.	ADJ CONF.
Average RPI Loss: 73	RECORD	PCT. RANK	GAMES	SCHEDULE	OF SCHEDULE	RPI	RPI	RPI	RPI
DIV. I ONLY	23- 4	19	10- 0	178	205	63	63	29	29
DIV. I NON-CONF.	11- 4	76	0- 0	67	79	54	54	28	28
TOTALS	RPI 1-25	RPI 26-50	W-L RECORDS	RPI 51-100	RPI 101-150	RPI 150+			
23- 4	0- 0	1- 3	OVERALL	2- 0	4- 0	16- 1			
10- 2	0- 0	0- 1	HOME	2- 0	1- 0	7- 1			
11- 0	0- 0	1- 0	AWAY	0- 0	1- 0	9- 0			
2- 2	0- 0	0- 2	NEUTRAL	0- 0	2- 0	0- 0			
11- 4	0- 0	1- 3	NON-CONFERENCE	2- 0	4- 0	4- 1			
4- 2	0- 0	0- 1	HOME	2- 0	1- 0	1- 1			
5- 0	0- 0	1- 0	AWAY	0- 0	1- 0	3- 0			
2- 2	0- 0	0- 2	NEUTRAL	0- 0	2- 0	0- 0			
12- 0	0- 0	0- 0	CONFERENCE	0- 0	0- 0	12- 0			
6- 0	0- 0	0- 0	HOME	0- 0	0- 0	6- 0			
6- 0	0- 0	0- 0	AWAY	0- 0	0- 0	6- 0			
0- 0	0- 0	0- 0	NEUTRAL	0- 0	0- 0	0- 0			

RPI 1-25				RPI 26-50				RPI 51-100				Team's RPI: 63		RPI 101+			
RPI	S	Opponent	Score	RPI	S	Opponent	Score	RPI	S	Opponent	Score			RPI	S	Opponent	Score
				29	N	Ohio	57 69	56	H	Auburn	52 45			103	H	Harvard	74 65
				31	N	Mississippi St.	60 65	99	H	Quinnipiac	71 70			115	N	Western Mich.	60 42
				39	A	George Washington	64 60							129	A	Akron	82 64
				41	H	Arkansas St.	48 62							134	N	Arizona	57 55
														152	A	Jacksonville	59 55
														152	H	Jacksonville	58 39
														189	H	Fla. Atlantic	55 62
														196	H	Stetson	61 48
														204	A	USC Upstate	56 44
														204	H	USC Upstate	54 43
														217	H	Hartford	64 44
														247	A	N.C. A&T	60 36
														259	A	Providence	50 41
														293	A	Kennesaw St.	78 47
														293	H	Kennesaw St.	63 41
														300	A	FIU	81 53
														324	A	North Florida	65 38
														324	H	North Florida	75 50
														335	A	Lipscomb	71 39
														343	A	NJIT	53 32
														343	H	NJIT	70 37
LAST 12 Division I GAMES:																	
				293	H	Kennesaw St.	63 41			324	A	North Florida	65 38				
				204	A	USC Upstate	56 44			293	A	Kennesaw St.	78 47				
				343	A	NJIT	53 32			335	A	Lipscomb	71 39				
				152	A	Jacksonville	59 55			343	H	NJIT	70 37				
				324	H	North Florida	75 50			204	H	USC Upstate	54 43				
				152	H	Jacksonville	58 39			196	H	Stetson	61 48				

Non-Div I Games: St. Thomas (FL) 86 33

FGCU

■ Loss,
 ■ Non-Conf,
 ■ S Site,
 ■ Home
 ■ Away
 N Neutral

Average RPI Win:	255	WON-LOST	WINNING	LAST 10	STRENGTH OF	OPP. STRENGTH	TEAM	ADJ.	CONF.	ADJ CONF.
Average RPI Loss:	147	RECORD	PCT. RANK	GAMES	SCHEDULE	OF SCHEDULE	RPI	RPI	RPI	RPI
DIV. I ONLY	4- 22	328	2- 8	161	142	300	300	12	12	
DIV. I NON-CONF.	2- 9	296	0- 0	251	225	327	327	10	10	
TOTALS	RPI 1-25	RPI 26-50	W-L RECORDS	RPI 51-100	RPI 101-150	RPI 150+				
4- 22	0- 2	0- 2	OVERALL	0- 4	1- 3	3- 11				
3- 12	0- 1	0- 1	HOME	0- 3	1- 1	2- 6				
1- 10	0- 0	0- 0	AWAY	0- 0	0- 0	1- 2				
0- 0	0- 0	0- 0	NEUTRAL	0- 0	0- 0	0- 0				
2- 9	0- 0	0- 1	NON-CONFERENCE	0- 2	0- 1	2- 5				
2- 5	0- 0	0- 0	HOME	0- 2	0- 1	2- 2				
0- 4	0- 0	0- 1	AWAY	0- 0	0- 0	0- 3				
0- 0	0- 0	0- 0	NEUTRAL	0- 0	0- 0	0- 0				
2- 13	0- 2	0- 1	CONFERENCE	0- 2	1- 2	1- 6				
1- 7	0- 1	0- 1	HOME	0- 1	1- 0	0- 4				
1- 6	0- 1	0- 0	AWAY	0- 1	0- 2	1- 2				
0- 0	0- 0	0- 0	NEUTRAL	0- 0	0- 0	0- 0				

RPI 1-25				RPI 26-50				RPI 51-100				RPI 101+ Team's RPI: 300			
RPI	S	Opponent	Score	RPI	S	Opponent	Score	RPI	S	Opponent	Score	RPI	S	Opponent	Score
25	A	UTEP	52 70	26	A	Miami (FL)	55 83	63	H	FGCU	53 81	113	H	Wake Forest	53 57
25	H	UTEP	57 69	49	H	Western Ky.	69 71	70	H	Middle Tenn.	62 85	143	A	Old Dominion	49 84
								76	A	Charlotte	74 87	145	H	UAB	72 61
								88	H	Marquette	83 95	149	A	Southern Miss.	55 82
												151	H	Marshall	58 65
												152	A	Jacksonville	44 80
												173	A	Louisiana Tech	63 82
												189	A	Fla. Atlantic	82 87
												208	H	Rhode Island	50 68
												223	H	North Texas	40 58
												224	H	Rice	62 68
												263	A	UTSA	59 54
												263	H	UTSA	52 63
												267	A	UCF	72 89
												278	A	Cleveland St.	57 64
												288	H	Wichita St.	62 76
												291	H	Florida A&M	81 65
												321	H	UMass Lowell	71 68
LAST 12 Division I GAMES:															
224	H	Rice	62 68	143	A	Old Dominion	49 84								
223	H	North Texas	40 58	76	A	Charlotte	74 87								
263	A	UTSA	59 54	25	H	UTEP	57 69								
25	A	UTEP	52 70	263	H	UTSA	52 63								
70	H	Middle Tenn.	62 85	149	A	Southern Miss.	55 82								
145	H	UAB	72 61	173	A	Louisiana Tech	63 82								

Non-Div I Games:

FIU

■ Loss,
■ Non-Conf,
■ S Site,
■ H Home
■ A Away
N Neutral

Average RPI Win:	249	WON-LOST	WINNING	LAST 10	STRENGTH OF	OPP. STRENGTH	TEAM	ADJ.	CONF.	ADJ CONF.
Average RPI Loss:	161	RECORD	PCT. RANK	GAMES	SCHEDULE	OF SCHEDULE	RPI	RPI	RPI	RPI
DIV. I ONLY	16- 11	120	8- 2	281	239	198	198	23	23	
DIV. I NON-CONF.	5- 4	138	0- 0	133	212	158	158	24	24	
TOTALS	RPI 1-25	RPI 26-50	W-L RECORDS	RPI 51-100	RPI 101-150	RPI 150+				
16- 11	0- 0	0- 2	OVERALL	0- 2	1- 1	15- 6				
10- 6	0- 0	0- 1	HOME	0- 2	1- 1	9- 2				
6- 5	0- 0	0- 1	AWAY	0- 0	0- 0	6- 4				
0- 0	0- 0	0- 0	NEUTRAL	0- 0	0- 0	0- 0				
5- 4	0- 0	0- 2	NON-CONFERENCE	0- 1	1- 0	4- 1				
4- 2	0- 0	0- 1	HOME	0- 1	1- 0	3- 0				
1- 2	0- 0	0- 1	AWAY	0- 0	0- 0	1- 1				
0- 0	0- 0	0- 0	NEUTRAL	0- 0	0- 0	0- 0				
11- 7	0- 0	0- 0	CONFERENCE	0- 1	0- 1	11- 5				
6- 4	0- 0	0- 0	HOME	0- 1	0- 1	6- 2				
5- 3	0- 0	0- 0	AWAY	0- 0	0- 0	5- 3				
0- 0	0- 0	0- 0	NEUTRAL	0- 0	0- 0	0- 0				

RPI S	Opponent	Score	RPI S	Opponent	Score	RPI S	Opponent	Score	RPI S	Opponent	Score	Team's RPI: 198
45	A St. John's (NY)	54 73	47	H Albany (NY)	50 62	74	H Hofstra	53 67	103	H Harvard	67 50	
						99	H Quinnipiac	55 64	121	H Iona	46 56	
									171	A Marist	63 64	
									171	H Marist	57 72	
									174	A Cornell	35 59	
									210	A Canisius	51 50	
									210	H Canisius	52 48	
									220	A Siena	71 51	
									220	H Siena	67 55	
									229	A Manhattan	59 57	
									229	H Manhattan	55 70	
									231	H Sacred Heart	61 50	
									251	A Monmouth	68 60	
									251	H Monmouth	80 70	
									252	A Loyola Maryland	71 45	
									274	H La Salle	62 59	
									286	A Rider	55 39	
									286	H Rider	63 56	
									308	A Niagara	55 56	
									308	H Niagara	61 43	
									316	H IPFW	74 62	
									334	A Saint Peter's	46 56	
									334	H Saint Peter's	76 49	
LAST 12 Division I GAMES:												
171	A Marist	63 64	251	A Monmouth	68 60							
220	A Siena	71 51	286	H Rider	63 56							
251	H Monmouth	80 70	210	H Canisius	52 48							
334	H Saint Peter's	76 49	99	H Quinnipiac	55 64							
220	H Siena	67 55	229	A Manhattan	59 57							
308	H Niagara	61 43	286	A Rider	55 39							

Non-Div I Games:

Fairfield

Average RPI Win:	285	WON-LOST	WINNING	LAST 10	STRENGTH OF	OPP. STRENGTH	TEAM	ADJ.	CONF.	ADJ CONF.
Average RPI Loss:	221	RECORD	PCT. RANK	GAMES	SCHEDULE	OF SCHEDULE	RPI	RPI	RPI	RPI
DIV. I ONLY	10- 18	257	5- 5	309	336	312	312	30	30	
DIV. I NON-CONF.	3- 10	277	0- 0	250	242	315	315	32	32	
TOTALS	RPI 1-25	RPI 26-50	W-L RECORDS	RPI 51-100	RPI 101-150	RPI 150+				
10- 18	0- 0	0- 1	OVERALL	0- 1	0- 2	10- 14				
7- 8	0- 0	0- 0	HOME	0- 0	0- 0	7- 8				
2- 8	0- 0	0- 1	AWAY	0- 1	0- 1	2- 5				
1- 2	0- 0	0- 0	NEUTRAL	0- 0	0- 1	1- 1				
3- 10	0- 0	0- 1	NON-CONFERENCE	0- 1	0- 2	3- 6				
2- 5	0- 0	0- 0	HOME	0- 0	0- 0	2- 5				
0- 3	0- 0	0- 1	AWAY	0- 1	0- 1	0- 0				
1- 2	0- 0	0- 0	NEUTRAL	0- 0	0- 1	1- 1				
7- 8	0- 0	0- 0	CONFERENCE	0- 0	0- 0	7- 8				
5- 3	0- 0	0- 0	HOME	0- 0	0- 0	5- 3				
2- 5	0- 0	0- 0	AWAY	0- 0	0- 0	2- 5				
0- 0	0- 0	0- 0	NEUTRAL	0- 0	0- 0	0- 0				

RPI S	Opponent	Score	RPI S	Opponent	Score	RPI S	Opponent	Score	RPI S	Opponent	Score	Team's RPI: 312
			36 A	West Virginia	42 91	89 A	Bucknell	62 72	121 N	Iona	54 77	
									124 A	North Carolina	46 64	
									163 N	Yale	58 77	
									200 H	Brown	48 63	
									220 H	Siena	65 81	
									221 A	Robert Morris	83 68	
									221 H	Robert Morris	60 52	
									229 H	Manhattan	78 85	
									230 N	Grand Canyon	74 68	
									231 A	Sacred Heart	61 72	
									231 H	Sacred Heart	65 80	
									237 H	Columbia	83 87	
									242 H	Bryant	41 70	
									251 H	Monmouth	81 75	
									262 A	Saint Francis (PA)	67 87	
									262 H	Saint Francis (PA)	73 72	
									279 H	Central Conn. St.	75 78	
									321 H	UMass Lowell	67 78	
									327 A	LIU Brooklyn	62 65	
									327 H	LIU Brooklyn	75 58	
									332 A	St. Francis Brooklyn	78 88	
									332 H	St. Francis Brooklyn	65 61	
									334 H	Saint Peter's	73 52	
									336 A	Mt. St. Mary's	55 71	
									336 H	Mt. St. Mary's	66 53	
									339 A	Wagner	73 57	
LAST 12 Division I GAMES:												
			231 H	Sacred Heart	65 80		327 A	LIU Brooklyn	62 65			
			336 A	Mt. St. Mary's	55 71		327 H	LIU Brooklyn	75 58			
			221 H	Robert Morris	60 52		336 H	Mt. St. Mary's	66 53			
			332 A	St. Francis Brooklyn	78 88		262 A	Saint Francis (PA)	67 87			
			339 A	Wagner	73 57		221 A	Robert Morris	83 68			
			262 H	Saint Francis (PA)	73 72		279 H	Central Conn. St.	75 78			

Non-Div I Games:

Fairleigh Dickinson

■ Loss,
 ■ Non-Conf,
 ■ S Site,
 ■ H Home
 ■ A Away
 N Neutral

Average RPI Win:	220	WON-LOST	WINNING	LAST 10	STRENGTH OF	OPP. STRENGTH	TEAM	ADJ.	CONF.	ADJ CONF.
Average RPI Loss:	118	RECORD	PCT. RANK	GAMES	SCHEDULE	OF SCHEDULE	RPI	RPI	RPI	RPI
DIV. I ONLY	11- 14	212	2- 8	88	178	189	189	12	12	
DIV. I NON-CONF.	7- 3	91	0- 0	54	318	78	78	10	10	
TOTALS	RPI 1-25	RPI 26-50	W-L RECORDS	RPI 51-100	RPI 101-150	RPI 150+				
11- 14	0- 2	0- 2	OVERALL	1- 3	1- 3	9- 4				
9- 6	0- 1	0- 1	HOME	0- 2	1- 1	8- 1				
1- 8	0- 1	0- 1	AWAY	1- 1	0- 2	0- 3				
1- 0	0- 0	0- 0	NEUTRAL	0- 0	0- 0	1- 0				
7- 3	0- 0	0- 1	NON-CONFERENCE	1- 1	1- 0	5- 1				
5- 1	0- 0	0- 0	HOME	0- 1	1- 0	4- 0				
1- 2	0- 0	0- 1	AWAY	1- 0	0- 0	0- 1				
1- 0	0- 0	0- 0	NEUTRAL	0- 0	0- 0	1- 0				
4- 11	0- 2	0- 1	CONFERENCE	0- 2	0- 3	4- 3				
4- 5	0- 1	0- 1	HOME	0- 1	0- 1	4- 1				
0- 6	0- 1	0- 0	AWAY	0- 1	0- 2	0- 2				
0- 0	0- 0	0- 0	NEUTRAL	0- 0	0- 0	0- 0				

RPI 1-25				RPI 26-50				RPI 51-100				RPI 101+ Team's RPI: 189			
RPI	S	Opponent	Score	RPI	S	Opponent	Score	RPI	S	Opponent	Score	RPI	S	Opponent	Score
25	A	UTEP	47 75	48	A	Kansas St.	53 102	63	A	FGCU	62 55	129	H	Akron	91 77
25	H	UTEP	66 78	49	H	Western Ky.	62 81	66	H	South Dakota	53 76	143	A	Old Dominion	45 85
								70	H	Middle Tenn.	73 83	145	H	UAB	62 67
								76	A	Charlotte	79 85	149	A	Southern Miss.	80 89
												151	H	Marshall	84 73
												172	H	Milwaukee	71 67
												173	A	Louisiana Tech	62 65
												191	A	Montana	69 83
												223	H	North Texas	71 61
												224	H	Rice	54 75
												260	H	Bethune-Cookman	82 60
												261	N	Tennessee St.	69 64
												263	A	UTSA	54 57
												263	H	UTSA	64 51
												265	H	Miami (OH)	68 65
												300	H	FIU	87 82
												328	H	Delaware St.	83 55
LAST 12 Division I GAMES:															
223	H	North Texas	71 61	76	A	Charlotte	79 85								
224	H	Rice	54 75	143	A	Old Dominion	45 85								
25	A	UTEP	47 75	263	H	UTSA	64 51								
263	A	UTSA	54 57	25	H	UTEP	66 78								
145	H	UAB	62 67	173	A	Louisiana Tech	62 65								
70	H	Middle Tenn.	73 83	149	A	Southern Miss.	80 89								

Non-Div I Games: Keiser 74 52

Fla. Atlantic

Loss, Non-Conf, S Site, H Home A Away N Neutral

Florida

Through Games Of Feb. 21, 2016

Average RPI Win:	138	WON-LOST	WINNING	LAST 10	STRENGTH OF	OPP. STRENGTH	TEAM	ADJ.	CONF.	ADJ CONF.
Average RPI Loss:	32	RECORD	PCT. RANK	GAMES	SCHEDULE	OF SCHEDULE	RPI	RPI	RPI	RPI
DIV. I ONLY	20- 7	47	6- 4	41	29	21	21	2	2	
DIV. I NON-CONF.	12- 1	9	0- 0	147	108	19	19	2	2	
TOTALS	RPI 1-25	RPI 26-50	W-L RECORDS	RPI 51-100	RPI 101-150	RPI 150+				
20- 7	4- 3	2- 2	OVERALL	2- 2	2- 0	10- 0				
12- 2	3- 1	2- 1	HOME	1- 0	1- 0	5- 0				
6- 5	1- 2	0- 1	AWAY	0- 2	1- 0	4- 0				
2- 0	0- 0	0- 0	NEUTRAL	1- 0	0- 0	1- 0				
12- 1	1- 0	2- 0	NON-CONFERENCE	1- 1	0- 0	8- 0				
7- 0	1- 0	2- 0	HOME	0- 0	0- 0	4- 0				
3- 1	0- 0	0- 0	AWAY	0- 1	0- 0	3- 0				
2- 0	0- 0	0- 0	NEUTRAL	1- 0	0- 0	1- 0				
8- 6	3- 3	0- 2	CONFERENCE	1- 1	2- 0	2- 0				
5- 2	2- 1	0- 1	HOME	1- 0	1- 0	1- 0				
3- 4	1- 2	0- 1	AWAY	0- 1	1- 0	1- 0				
0- 0	0- 0	0- 0	NEUTRAL	0- 0	0- 0	0- 0				

RPI S	Opponent	Score	RPI S	Opponent	Score	RPI S	Opponent	Score	RPI S	Opponent	Score
2	A South Carolina	71 86	28	A Missouri	64 79	56	A Auburn	58 80	123	H LSU	53 45
13	H Texas A&M	83 81	31	H Mississippi St.	70 76	68	A Temple	91 97	131	A Arkansas	71 66
14	H Florida St.	82 72	41	H Arkansas St.	76 72	72	N Ball St.	85 79	156	H Alabama	80 72
15	H Kentucky	85 79	43	H North Carolina St.	79 72	82	H Vanderbilt	79 67	164	A Ole Miss	85 65
20	A Georgia	63 74							176	A Colorado	83 61
20	H Georgia	61 71							179	A Wisconsin	91 75
24	A Tennessee	74 66							188	A South Ala.	72 60
									221	H Robert Morris	79 52
									262	H Saint Francis (PA)	122 65
									267	N UCF	93 79
									293	H Kennesaw St.	84 57
									294	H Savannah St.	99 34
LAST 12 Division I GAMES:											
20	A Georgia	63 74	131	A Arkansas	71 66						
82	H Vanderbilt	79 67	28	A Missouri	64 79						
56	A Auburn	58 80	156	H Alabama	80 72						
2	A South Carolina	71 86	123	H LSU	53 45						
13	H Texas A&M	83 81	20	H Georgia	61 71						
15	H Kentucky	85 79	164	A Ole Miss	85 65						

Non-Div I Games:

Florida

Loss, Non-Conf, S Site, H Home A Away N Neutral

Average RPI Win:	284	WON-LOST	WINNING	LAST 10	STRENGTH OF	OPP. STRENGTH	TEAM	ADJ.	CONF.	ADJ CONF.
Average RPI Loss:	228	RECORD	PCT. RANK	GAMES	SCHEDULE	OF SCHEDULE	RPI	RPI	RPI	RPI
DIV. I ONLY	12- 11	157	6- 3	348	298	291	291	31	31	
DIV. I NON-CONF.	4- 7	222	0- 1	346	132	316	316	30	30	
TOTALS	RPI 1-25	RPI 26-50	W-L RECORDS	RPI 51-100	RPI 101-150	RPI 150+				
12- 11	0- 0	0- 1	OVERALL	0- 0	0- 2	12- 8				
6- 4	0- 0	0- 0	HOME	0- 0	0- 1	6- 3				
4- 6	0- 0	0- 1	AWAY	0- 0	0- 1	4- 4				
2- 1	0- 0	0- 0	NEUTRAL	0- 0	0- 0	2- 1				
4- 7	0- 0	0- 1	NON-CONFERENCE	0- 0	0- 2	4- 4				
1- 2	0- 0	0- 0	HOME	0- 0	0- 1	1- 1				
1- 4	0- 0	0- 1	AWAY	0- 0	0- 1	1- 2				
2- 1	0- 0	0- 0	NEUTRAL	0- 0	0- 0	2- 1				
8- 4	0- 0	0- 0	CONFERENCE	0- 0	0- 0	8- 4				
5- 2	0- 0	0- 0	HOME	0- 0	0- 0	5- 2				
3- 2	0- 0	0- 0	AWAY	0- 0	0- 0	3- 2				
0- 0	0- 0	0- 0	NEUTRAL	0- 0	0- 0	0- 0				

RPI 1-25			RPI 26-50			RPI 51-100			RPI 101+ Team's RPI: 291		
RPI	S	Opponent	Score	RPI	S	Opponent	Score	RPI	S	Opponent	Score
				42	A	Southern California	45 88				
								110	H	Mercer	50 54
								124	A	North Carolina	58 94
								158	A	Hampton	66 59
								186	N	UC Davis	61 58
								234	H	Morgan St.	62 67
								247	A	N.C. A&T	51 80
								249	A	Clemson	77 68
								260	A	Bethune-Cookman	60 67
								260	H	Bethune-Cookman	53 48
								266	H	Coppin St.	79 73
								267	A	UCF	55 93
								293	H	Kennesaw St.	69 67
								294	H	Savannah St.	59 38
								300	A	FIU	65 81
								307	H	Southeastern La.	57 62
								309	N	Western Caro.	53 69
								310	H	South Carolina St.	62 68
								328	H	Delaware St.	86 56
								333	N	New Orleans	71 60
								346	A	Norfolk St.	83 67
								349	A	N.C. Central	69 54
								349	H	N.C. Central	55 45
LAST 12 Division I GAMES:											
260	H	Bethune-Cookman	53 48	266	H	Coppin St.	79 73				
349	A	N.C. Central	69 54	234	H	Morgan St.	62 67				
247	A	N.C. A&T	51 80	158	A	Hampton	66 59				
328	H	Delaware St.	86 56	346	A	Norfolk St.	83 67				
349	H	N.C. Central	55 45	110	H	Mercer	50 54				
260	A	Bethune-Cookman	60 67	294	H	Savannah St.	59 38				

Non-Div I Games: Clark Atlanta 98 88 Fla. Memorial 66 62

Florida A&M

Loss, Non-Conf, S Site, H Home A Away N Neutral

Average RPI Win:	148	WON-LOST	WINNING	LAST 10	STRENGTH OF	OPP. STRENGTH	TEAM	ADJ.	CONF.	ADJ CONF.
Average RPI Loss:	13	RECORD	PCT. RANK	GAMES	SCHEDULE	OF SCHEDULE	RPI	RPI	RPI	RPI
DIV. I ONLY	21- 5	29	9- 1	61	60	14	14	4	4	
DIV. I NON-CONF.	10- 3	61	0- 0	33	114	26	26	5	5	
TOTALS	RPI 1-25	RPI 26-50	W-L RECORDS	RPI 51-100	RPI 101-150	RPI 150+				
21- 5	0- 5	1- 0	OVERALL	6- 0	7- 0	7- 0				
14- 0	0- 0	0- 0	HOME	5- 0	5- 0	4- 0				
6- 4	0- 4	1- 0	AWAY	1- 0	2- 0	2- 0				
1- 1	0- 1	0- 0	NEUTRAL	0- 0	0- 0	1- 0				
10- 3	0- 3	0- 0	NON-CONFERENCE	3- 0	2- 0	5- 0				
8- 0	0- 0	0- 0	HOME	3- 0	2- 0	3- 0				
1- 2	0- 2	0- 0	AWAY	0- 0	0- 0	1- 0				
1- 1	0- 1	0- 0	NEUTRAL	0- 0	0- 0	1- 0				
11- 2	0- 2	1- 0	CONFERENCE	3- 0	5- 0	2- 0				
6- 0	0- 0	0- 0	HOME	2- 0	3- 0	1- 0				
5- 2	0- 2	1- 0	AWAY	1- 0	2- 0	1- 0				
0- 0	0- 0	0- 0	NEUTRAL	0- 0	0- 0	0- 0				

RPI	S	Opponent	Score
3	N	UConn	49 73
8	A	Arizona St.	56 68
16	A	Louisville	69 79
17	A	Syracuse	73 83
21	A	Florida	72 82

RPI	S	Opponent	Score
26	A	Miami (FL)	69 58

RPI	S	Opponent	Score
52	H	Rutgers	65 43
53	A	Duke	69 53
68	H	Temple	75 47
75	H	Georgia Tech	75 69
83	H	Tulane	78 72
91	H	Virginia	70 48

RPI	S	Opponent	Score
110	H	Mercer	79 36
113	A	Wake Forest	96 55
116	H	Boston College	75 42
118	H	Virginia Tech	68 50
122	A	Pittsburgh	66 55
124	H	North Carolina	94 63
145	H	UAB	84 44
152	H	Jacksonville	77 60
235	N	Sam Houston St.	94 37
249	A	Clemson	85 40
249	H	Clemson	75 56
271	H	Murray St.	101 59
324	H	North Florida	80 28
327	A	LIU Brooklyn	78 42

LAST 12 Division I GAMES:

17	A	Syracuse	73 83	26	A	Miami (FL)	69 58
124	H	North Carolina	94 63	91	H	Virginia	70 48
53	A	Duke	69 53	122	A	Pittsburgh	66 55
249	H	Clemson	75 56	249	A	Clemson	85 40
118	H	Virginia Tech	68 50	75	H	Georgia Tech	75 69
113	A	Wake Forest	96 55	116	H	Boston College	75 42

Non-Div I Games:

Florida St.

■ Loss,
 ■ Non-Conf,
 ■ S Site,
 ■ H Home
 ■ A Away
 N Neutral

Average RPI Win: 222	WON-LOST	WINNING	LAST 10	STRENGTH OF	OPP. STRENGTH	TEAM	ADJ.	CONF.	ADJ CONF.
Average RPI Loss: 89	RECORD	PCT. RANK	GAMES	SCHEDULE	OF SCHEDULE	RPI	RPI	RPI	RPI
DIV. I ONLY	12- 15	207	5- 5	111	98	177	177	7	7
DIV. I NON-CONF.	5- 8	209	0- 0	170	141	223	223	8	8
TOTALS	RPI 1-25	RPI 26-50	W-L RECORDS	RPI 51-100	RPI 101-150	RPI 150+			
12- 15	0- 2	1- 3	OVERALL	0- 4	1- 3	10- 3			
10- 4	0- 0	1- 0	HOME	0- 3	1- 0	8- 1			
2- 9	0- 0	0- 2	AWAY	0- 1	0- 0	2- 0			
0- 2	0- 1	0- 0	NEUTRAL	0- 0	0- 1	0- 0			
5- 8	0- 1	0- 2	NON-CONFERENCE	0- 2	0- 2	5- 1			
4- 3	0- 0	0- 0	HOME	0- 2	0- 0	4- 1			
1- 3	0- 0	0- 2	AWAY	0- 0	0- 1	1- 0			
0- 2	0- 1	0- 0	NEUTRAL	0- 0	0- 1	0- 0			
7- 7	0- 1	1- 1	CONFERENCE	0- 2	1- 1	5- 2			
6- 1	0- 0	1- 0	HOME	0- 1	1- 0	4- 0			
1- 6	0- 1	0- 1	AWAY	0- 1	0- 1	1- 2			
0- 0	0- 0	0- 0	NEUTRAL	0- 0	0- 0	0- 0			

RPI	S	Opponent	Score	RPI	S	Opponent	Score	RPI	S	Opponent	Score	RPI	S	Opponent	Score	Team's RPI: 177
17	N	Syracuse	54 76	34	A	Seton Hall	54 66	58	H	Saint Louis	49 51	104	A	Saint Joseph's	51 61	
19	A	Duquesne	40 55	35	A	St. Bonaventure	41 55	68	H	Temple	44 57	104	H	Saint Joseph's	47 40	
				38	A	Princeton	44 55	80	A	VCU	51 61	130	A	Penn St.	59 75	
				39	H	George Washington	76 69	82	H	Vanderbilt	40 53	141	N	Texas Tech	48 62	
												167	A	Davidson	51 69	
												167	H	Davidson	51 40	
												169	H	Delaware	48 55	
												185	H	George Mason	66 54	
												187	A	Richmond	48 52	
												208	H	Rhode Island	50 42	
												219	A	Massachusetts	60 55	
												229	A	Manhattan	60 49	
												274	H	La Salle	54 44	
												279	H	Central Conn. St.	63 48	
												313	H	A&M-Corpus Christi	67 49	
												323	H	Lafayette	61 49	
												328	H	Delaware St.	74 58	
LAST 12 Division I GAMES:																
				58	H	Saint Louis	49 51	208	H	Rhode Island	50 42					
				187	A	Richmond	48 52	80	A	VCU	51 61					
				274	H	La Salle	54 44	167	A	Davidson	51 69					
				104	A	Saint Joseph's	51 61	104	H	Saint Joseph's	47 40					
				219	A	Massachusetts	60 55	185	H	George Mason	66 54					
				39	H	George Washington	76 69	19	A	Duquesne	40 55					

Non-Div I Games:

Fordham

Average RPI Win:	232	WON-LOST	WINNING	LAST 10	STRENGTH OF	OPP. STRENGTH	TEAM	ADJ.	CONF.	ADJ CONF.
Average RPI Loss:	108	RECORD	PCT. RANK	GAMES	SCHEDULE	OF SCHEDULE	RPI	RPI	RPI	RPI
DIV. I ONLY	14- 9	104	8- 2	187	160	133	133	19	19	
DIV. I NON-CONF.	2- 7	280	0- 0	22	35	187	187	20	20	
TOTALS	RPI 1-25	RPI 26-50	W-L RECORDS	RPI 51-100	RPI 101-150	RPI 150+				
14- 9	0- 0	0- 2	OVERALL	0- 4	1- 0	13- 3				
7- 4	0- 0	0- 2	HOME	0- 1	1- 0	6- 1				
6- 5	0- 0	0- 0	AWAY	0- 3	0- 0	6- 2				
1- 0	0- 0	0- 0	NEUTRAL	0- 0	0- 0	1- 0				
2- 7	0- 0	0- 2	NON-CONFERENCE	0- 4	0- 0	2- 1				
1- 3	0- 0	0- 2	HOME	0- 1	0- 0	1- 0				
0- 4	0- 0	0- 0	AWAY	0- 3	0- 0	0- 1				
1- 0	0- 0	0- 0	NEUTRAL	0- 0	0- 0	1- 0				
12- 2	0- 0	0- 0	CONFERENCE	0- 0	1- 0	11- 2				
6- 1	0- 0	0- 0	HOME	0- 0	1- 0	5- 1				
6- 1	0- 0	0- 0	AWAY	0- 0	0- 0	6- 1				
0- 0	0- 0	0- 0	NEUTRAL	0- 0	0- 0	0- 0				

RPI S	Opponent	Score	RPI S	Opponent	Score	RPI S	Opponent	Score	RPI S	Opponent	Score	Team's RPI: 133
31	H Washington	79 89	54	A UC Riverside	68 86	144	H Boise St.	62 57				
39	H George Washington	53 61	59	A St. Mary's (CA)	81 83	160	N Northeastern	69 55				
			77	H San Diego	68 72	180	A New Mexico	69 65				
			78	A Utah	63 78	192	A Cal Poly	60 64				
						194	A San Jose St.	59 54				
						194	H San Jose St.	64 66				
						202	A Utah St.	67 61				
						212	A UNLV	57 52				
						212	H UNLV	58 54				
						236	A Wyoming	49 42				
						236	H Wyoming	64 52				
						240	H CSU Bakersfield	57 52				
						250	A San Diego St.	54 65				
						250	H San Diego St.	54 49				
						322	A Nevada	67 59				
						322	H Nevada	65 56				
						344	H Air Force	70 46				
LAST 12 Division I GAMES:												
202	A Utah St.	67 61	236	A Wyoming	49 42							
236	H Wyoming	64 52	344	H Air Force	70 46							
322	H Nevada	65 56	250	H San Diego St.	54 49							
250	A San Diego St.	54 65	194	A San Jose St.	59 54							
212	A UNLV	57 52	144	H Boise St.	62 57							
194	H San Jose St.	64 66	322	A Nevada	67 59							

Non-Div I Games: Fresno Pacific 78 33 Stanislaus St. 72 49

Fresno St.

Average RPI Win: 271	WON-LOST	WINNING	LAST 10	STRENGTH OF	OPP. STRENGTH	TEAM	ADJ.	CONF.	ADJ CONF.
Average RPI Loss: 131	RECORD	PCT. RANK	GAMES	SCHEDULE	OF SCHEDULE	RPI	RPI	RPI	RPI
DIV. I ONLY	12- 13	185	6- 4	274	201	225	225	17	17
DIV. I NON-CONF.	5- 8	209	0- 0	246	249	236	236	15	15
TOTALS	RPI 1-25	RPI 26-50	W-L RECORDS	RPI 51-100	RPI 101-150	RPI 150+			
12- 13	0- 1	0- 0	OVERALL	0- 4	0- 4	12- 4			
7- 5	0- 0	0- 0	HOME	0- 2	0- 2	7- 1			
5- 8	0- 0	0- 0	AWAY	0- 1	0- 1	5- 0			
0- 0	0- 0	0- 0	NEUTRAL	0- 0	0- 0	0- 0			
5- 8	0- 1	0- 0	NON-CONFERENCE	0- 2	0- 2	5- 3			
3- 2	0- 0	0- 0	HOME	0- 1	0- 0	3- 1			
2- 6	0- 1	0- 0	AWAY	0- 1	0- 2	2- 2			
0- 0	0- 0	0- 0	NEUTRAL	0- 0	0- 0	0- 0			
7- 5	0- 0	0- 0	CONFERENCE	0- 2	0- 2	7- 1			
4- 3	0- 0	0- 0	HOME	0- 1	0- 2	4- 0			
3- 2	0- 0	0- 0	AWAY	0- 1	0- 0	3- 1			
0- 0	0- 0	0- 0	NEUTRAL	0- 0	0- 0	0- 0			

RPI 1-25				RPI 26-50				RPI 51-100				RPI 101+ Team's RPI: 225			
RPI	S	Opponent	Score	RPI	S	Opponent	Score	RPI	S	Opponent	Score	RPI	S	Opponent	Score
20	A	Georgia	39 77					51	A	Chattanooga	46 61	110	H	Mercer	50 61
								51	H	Chattanooga	50 56	112	H	Samford	45 58
								80	A	VCU	45 67	118	A	Virginia Tech	30 59
								97	H	Elon	55 65	119	A	UNC Asheville	71 84
												157	A	ETSU	64 68
												157	H	ETSU	81 77
												167	H	Davidson	51 69
												187	A	Richmond	69 62
												204	A	USC Upstate	75 63
												249	H	Clemson	70 49
												272	A	Appalachian St.	78 92
												297	A	UNCG	75 59
												297	H	UNCG	85 71
												305	A	Wofford	70 61
												305	H	Wofford	70 64
												309	A	Western Caro.	83 76
												309	H	Western Caro.	71 56
												310	H	South Carolina St.	59 46
												318	H	Winthrop	71 52
												349	A	N.C. Central	61 66
LAST 12 Division I GAMES:															
309	H	Western Caro.	71 56	112	H	Samford	45 58								
297	H	UNCG	85 71	297	A	UNCG	75 59								
305	H	Wofford	70 64	309	A	Western Caro.	83 76								
157	A	ETSU	64 68	305	A	Wofford	70 61								
51	A	Chattanooga	46 61	51	H	Chattanooga	50 56								
110	H	Mercer	50 61	157	H	ETSU	81 77								

Non-Div I Games: Converse 89 52 North Greenville 69 39

Furman

Ga. Southern

Through Games Of Feb. 21, 2016

Average RPI Win:	262	WON-LOST	WINNING	LAST 10	STRENGTH OF	OPP. STRENGTH	TEAM	ADJ.	CONF.	ADJ CONF.
Average RPI Loss:	165	RECORD	PCT. RANK	GAMES	SCHEDULE	OF SCHEDULE	RPI	RPI	RPI	RPI
DIV. I ONLY	7- 18	280	3- 7	184	262	276	276	16	16	
DIV. I NON-CONF.	3- 6	234	0- 0	236	347	273	273	14	14	
TOTALS	RPI 1-25	RPI 26-50	W-L RECORDS	RPI 51-100	RPI 101-150	RPI 150+				
7- 18	0- 1	0- 2	OVERALL	0- 0	0- 6	7- 9				
4- 8	0- 0	0- 1	HOME	0- 0	0- 3	4- 4				
3- 9	0- 1	0- 1	AWAY	0- 0	0- 3	3- 4				
0- 1	0- 0	0- 0	NEUTRAL	0- 0	0- 0	0- 1				
3- 6	0- 1	0- 0	NON-CONFERENCE	0- 0	0- 1	3- 4				
2- 2	0- 0	0- 0	HOME	0- 0	0- 0	2- 2				
1- 3	0- 1	0- 0	AWAY	0- 0	0- 1	1- 1				
0- 1	0- 0	0- 0	NEUTRAL	0- 0	0- 0	0- 1				
4- 12	0- 0	0- 2	CONFERENCE	0- 0	0- 5	4- 5				
2- 6	0- 0	0- 1	HOME	0- 0	0- 3	2- 2				
2- 6	0- 0	0- 1	AWAY	0- 0	0- 2	2- 3				
0- 0	0- 0	0- 0	NEUTRAL	0- 0	0- 0	0- 0				

RPI 1-25				RPI 26-50				RPI 51-100				RPI 101+ Team's RPI: 276			
RPI	S	Opponent	Score	RPI	S	Opponent	Score	RPI	S	Opponent	Score	RPI	S	Opponent	Score
20	A	Georgia	28 75	41	A	Arkansas St.	54 77					110	A	Mercer	50 62
				41	H	Arkansas St.	52 79					125	A	Little Rock	36 69
												125	H	Little Rock	45 50
												127	H	La.-Lafayette	39 56
												148	A	UT Arlington	31 70
												148	H	UT Arlington	41 53
												182	A	Troy	68 84
												182	H	Troy	66 81
												188	A	South Ala.	45 48
												188	H	South Ala.	57 43
												196	A	Stetson	57 79
												221	H	Robert Morris	49 64
												222	A	Texas St.	56 61
												222	H	Texas St.	78 64
												260	N	Bethune-Cookman	49 65
												268	A	Georgia St.	61 50
												272	A	Appalachian St.	65 50
												289	H	Jacksonville St.	60 56
												290	H	La.-Monroe	49 50
												294	A	Savannah St.	64 48
												302	H	Charleston So.	64 51
												335	H	Lipscomb	55 66
LAST 12 Division I GAMES:															
125	H	Little Rock	45 50	41	A	Arkansas St.	54 77	125	A	Little Rock	36 69				
41	H	Arkansas St.	52 79	272	A	Appalachian St.	65 50	268	A	Georgia St.	61 50				
188	A	South Ala.	45 48	290	H	La.-Monroe	49 50	127	H	La.-Lafayette	39 56				
182	A	Troy	68 84												
222	H	Texas St.	78 64												
148	H	UT Arlington	41 53												

Non-Div I Games:

Ga. Southern

■ Loss,
 ■ Non-Conf, S Site,
 ■ Home
 ■ Away
 N Neutral

Average RPI Win: 245		WON-LOST	WINNING	LAST 10	STRENGTH OF	OPP. STRENGTH	TEAM	ADJ.	CONF.	ADJ CONF.
Average RPI Loss: 200		RECORD	PCT. RANK	GAMES	SCHEDULE	OF SCHEDULE	RPI	RPI	RPI	RPI
DIV. I ONLY		15- 10	112	6- 4	307	268	211	211	28	28
DIV. I NON-CONF.		4- 4	160	0- 0	317	119	267	267	29	29
TOTALS		RPI 1-25	RPI 26-50	W-L RECORDS	RPI 51-100	RPI 101-150	RPI 150+			
15- 10	0- 0		0- 0	OVERALL	0- 0	3- 3	12- 7			
11- 2	0- 0		0- 0	HOME	0- 0	1- 0	10- 2			
4- 5	0- 0		0- 0	AWAY	0- 0	2- 1	2- 4			
0- 3	0- 0		0- 0	NEUTRAL	0- 0	0- 2	0- 1			
4- 4	0- 0		0- 0	NON-CONFERENCE	0- 0	1- 2	3- 2			
3- 1	0- 0		0- 0	HOME	0- 0	0- 0	3- 1			
1- 0	0- 0		0- 0	AWAY	0- 0	1- 0	0- 0			
0- 3	0- 0		0- 0	NEUTRAL	0- 0	0- 2	0- 1			
11- 6	0- 0		0- 0	CONFERENCE	0- 0	2- 1	9- 5			
8- 1	0- 0		0- 0	HOME	0- 0	1- 0	7- 1			
3- 5	0- 0		0- 0	AWAY	0- 0	1- 1	2- 4			
0- 0	0- 0		0- 0	NEUTRAL	0- 0	0- 0	0- 0			

[illegible]

Non-Div I Games:	Montreat	84	49	Bluefield Col.	64	51
------------------	----------	----	----	----------------	----	----

Gardner-Webb

Loss, Non-Conf, S Site, H Home A Away N Neutral

George Mason

Through Games Of Feb. 21, 2016

Average RPI Win:	199	WON-LOST	WINNING	LAST 10	STRENGTH OF	OPP. STRENGTH	TEAM	ADJ.	CONF.	ADJ CONF.
Average RPI Loss:	106	RECORD	PCT. RANK	GAMES	SCHEDULE	OF SCHEDULE	RPI	RPI	RPI	RPI
DIV. I ONLY	11- 16	228	4- 6	145	90	185	185	7	7	
DIV. I NON-CONF.	5- 8	209	0- 0	259	104	242	242	8	8	
TOTALS	RPI 1-25	RPI 26-50	W-L RECORDS	RPI 51-100	RPI 101-150	RPI 150+				
11- 16	0- 1	0- 3	OVERALL	2- 5	1- 2	8- 5				
7- 4	0- 1	0- 0	HOME	1- 2	1- 0	5- 1				
2- 11	0- 0	0- 2	AWAY	1- 3	0- 2	1- 4				
2- 1	0- 0	0- 1	NEUTRAL	0- 0	0- 0	2- 0				
5- 8	0- 0	0- 1	NON-CONFERENCE	0- 3	0- 2	5- 2				
3- 1	0- 0	0- 0	HOME	0- 1	0- 0	3- 0				
0- 6	0- 0	0- 0	AWAY	0- 2	0- 2	0- 2				
2- 1	0- 0	0- 1	NEUTRAL	0- 0	0- 0	2- 0				
6- 8	0- 1	0- 2	CONFERENCE	2- 2	1- 0	3- 3				
4- 3	0- 1	0- 0	HOME	1- 1	1- 0	2- 1				
2- 5	0- 0	0- 2	AWAY	1- 1	0- 0	1- 2				
0- 0	0- 0	0- 0	NEUTRAL	0- 0	0- 0	0- 0				

RPI S	Opponent	Score	RPI S	Opponent	Score	RPI S	Opponent	Score	RPI S	Opponent	Score	Team's RPI: 185
19	H Duquesne	56 72	35	A St. Bonaventure	55 70	56	A Auburn	59 88	104	H Saint Joseph's	55 41	
			39	A George Washington	68 82	58	A Saint Louis	73 63	118	A Virginia Tech	63 80	
			49	N Western Ky.	58 84	58	H Saint Louis	50 61	134	A Arizona	60 68	
						64	A Dayton	58 81	167	A Davidson	63 68	
						78	A Utah	62 74	169	H Delaware	90 83	
						80	H VCU	70 54	177	A Fordham	54 66	
						94	H Georgetown	57 63	187	H Richmond	50 57	
									190	N Tulsa	64 63	
									201	A Radford	63 66	
									208	A Rhode Island	68 65	
									212	A UNLV	59 67	
									219	H Massachusetts	64 59	
									264	N Pepperdine	71 63	
									274	H La Salle	79 70	
									284	H Towson	88 76	
									344	H Air Force	69 52	
LAST 12 Division I GAMES:												
187	H Richmond	50 57	58	H Saint Louis	50 61							
208	A Rhode Island	68 65	39	A George Washington	68 82							
64	A Dayton	58 81	80	H VCU	70 54							
104	H Saint Joseph's	55 41	35	A St. Bonaventure	55 70							
167	A Davidson	63 68	177	A Fordham	54 66							
219	H Massachusetts	64 59	274	H La Salle	79 70							

Non-Div I Games:

George Mason

■ Loss,
■ Non-Conf,
■ S Site,
■ H Home
■ A Away
N Neutral

Average RPI Win:	148	WON-LOST	WINNING	LAST 10	STRENGTH OF	OPP. STRENGTH	TEAM	ADJ.	CONF.	ADJ CONF.
Average RPI Loss:	78	RECORD	PCT. RANK	GAMES	SCHEDULE	OF SCHEDULE	RPI	RPI	RPI	RPI
DIV. I ONLY	21- 6	37	7- 3	78	77	39	39	7	7	
DIV. I NON-CONF.	10- 3	61	0- 0	82	68	47	47	8	8	
TOTALS	RPI 1-25	RPI 26-50	W-L RECORDS	RPI 51-100	RPI 101-150	RPI 150+				
21- 6	1- 1	1- 1	OVERALL	4- 3	5- 0	10- 1				
11- 2	0- 0	1- 0	HOME	2- 2	1- 0	7- 0				
8- 3	1- 1	0- 1	AWAY	1- 0	4- 0	2- 1				
2- 1	0- 0	0- 0	NEUTRAL	1- 1	0- 0	1- 0				
10- 3	0- 1	1- 0	NON-CONFERENCE	1- 2	4- 0	4- 0				
5- 1	0- 0	1- 0	HOME	0- 1	1- 0	3- 0				
3- 1	0- 1	0- 0	AWAY	0- 0	3- 0	0- 0				
2- 1	0- 0	0- 0	NEUTRAL	1- 1	0- 0	1- 0				
11- 3	1- 0	0- 1	CONFERENCE	3- 1	1- 0	6- 1				
6- 1	0- 0	0- 0	HOME	2- 1	0- 0	4- 0				
5- 2	1- 0	0- 1	AWAY	1- 0	1- 0	2- 1				
0- 0	0- 0	0- 0	NEUTRAL	0- 0	0- 0	0- 0				

RPI 1-25				RPI 26-50				Team's RPI: 39	RPI 51-100				RPI 101+			
RPI	S	Opponent	Score	RPI	S	Opponent	Score		RPI	S	Opponent	Score	RPI	S	Opponent	Score
10	A	Stanford	63 84	35	A	St. Bonaventure	67 69		55	N	Iowa	81 77	104	A	Saint Joseph's	70 45
19	A	Duquesne	70 52	50	H	Villanova	78 70		58	H	Saint Louis	89 80	105	A	Memphis	68 62
									63	H	FGCU	60 64	121	H	Iona	70 65
									64	A	Dayton	62 61	133	A	Fresno St.	61 53
									64	H	Dayton	72 62	150	A	Illinois	70 57
									80	H	VCU	68 79	167	A	Davidson	79 60
									100	N	Wright St.	71 77	177	A	Fordham	69 76
													181	H	Grambling	85 58
													185	H	George Mason	82 68
													187	A	Richmond	62 47
													208	H	Rhode Island	68 52
													217	H	Hartford	82 51
													219	H	Massachusetts	67 50
													270	H	American	78 48
													274	H	La Salle	83 59
													280	N	Houston	82 78
LAST 12 Division I GAMES:																
				80	H	VCU	68 79		167	A	Davidson	79 60				
				35	A	St. Bonaventure	67 69		185	H	George Mason	82 68				
				64	H	Dayton	72 62		219	H	Massachusetts	67 50				
				187	A	Richmond	62 47		19	A	Duquesne	70 52				
				177	A	Fordham	69 76		274	H	La Salle	83 59				
				58	H	Saint Louis	89 80		64	A	Dayton	62 61				

Non-Div I Games:

George Washington

■ Loss,
■ Non-Conf, S Site,
■ Home
■ Away
N Neutral

Georgetown

Through Games Of Feb. 21, 2016

Average RPI Win:	175	WON-LOST	WINNING	LAST 10	STRENGTH OF	OPP. STRENGTH	TEAM	ADJ.	CONF.	ADJ CONF.
Average RPI Loss:	78	RECORD	PCT. RANK	GAMES	SCHEDULE	OF SCHEDULE	RPI	RPI	RPI	RPI
DIV. I ONLY	14- 12	149	5- 5	83	84	94	94	6	6	
DIV. I NON-CONF.	7- 3	91	0- 0	171	262	80	80	6	6	
TOTALS	RPI 1-25	RPI 26-50	W-L RECORDS	RPI 51-100	RPI 101-150	RPI 150+				
14- 12	0- 2	2- 5	OVERALL	2- 1	3- 2	7- 2				
6- 4	0- 1	0- 3	HOME	1- 0	2- 0	3- 0				
6- 8	0- 1	2- 2	AWAY	0- 1	1- 2	3- 2				
2- 0	0- 0	0- 0	NEUTRAL	1- 0	0- 0	1- 0				
7- 3	0- 0	0- 1	NON-CONFERENCE	1- 0	1- 1	5- 1				
3- 0	0- 0	0- 0	HOME	0- 0	1- 0	2- 0				
2- 3	0- 0	0- 1	AWAY	0- 0	0- 1	2- 1				
2- 0	0- 0	0- 0	NEUTRAL	1- 0	0- 0	1- 0				
7- 9	0- 2	2- 4	CONFERENCE	1- 1	2- 1	2- 1				
3- 4	0- 1	0- 3	HOME	1- 0	1- 0	1- 0				
4- 5	0- 1	2- 1	AWAY	0- 1	1- 1	1- 1				
0- 0	0- 0	0- 0	NEUTRAL	0- 0	0- 0	0- 0				

RPI 1-25				RPI 26-50				RPI 51-100				Team's RPI: 94	RPI 101+			
RPI	S	Opponent	Score	RPI	S	Opponent	Score	RPI	S	Opponent	Score		RPI	S	Opponent	Score
22	A	DePaul	53 75	34	A	Seton Hall	73 65	88	A	Marquette	72 87		105	A	Memphis	53 57
22	H	DePaul	66 80	34	H	Seton Hall	75 83	88	H	Marquette	75 72		118	H	Virginia Tech	73 56
				35	A	St. Bonaventure	54 69	99	N	Quinnipiac	80 68		140	A	Creighton	57 44
				45	A	St. John's (NY)	55 63						140	H	Creighton	69 57
				45	H	St. John's (NY)	60 65						147	A	Xavier	54 59
				50	A	Villanova	57 51						156	A	Alabama	66 78
				50	H	Villanova	60 63						169	H	Delaware	61 50
													183	A	Butler	76 82
													185	A	George Mason	63 57
													259	A	Providence	82 51
													259	H	Providence	63 53
													284	H	Towson	82 46
													292	A	UMES	71 60
													332	N	St. Francis Brooklyn	74 52
LAST 12 Division I GAMES:																
				50	H	Villanova	60 63					259	A	Providence	82 51	
				45	A	St. John's (NY)	55 63					50	A	Villanova	57 51	
				34	A	Seton Hall	73 65					34	H	Seton Hall	75 83	
				22	H	DePaul	66 80					45	H	St. John's (NY)	60 65	
				88	H	Marquette	75 72					88	A	Marquette	72 87	
				140	A	Creighton	57 44					22	A	DePaul	53 75	

Non-Div I Games:

Georgetown

■ Loss,
 ■ Non-Conf,
 ■ S Site,
 ■ H Home
 ■ A Away
 N Neutral

Average RPI Win:	131	WON-LOST	WINNING	LAST 10	STRENGTH OF	OPP. STRENGTH	TEAM	ADJ.	CONF.	ADJ CONF.
Average RPI Loss:	51	RECORD	PCT. RANK	GAMES	SCHEDULE	OF SCHEDULE	RPI	RPI	RPI	RPI
DIV. I ONLY	20- 7	47	7- 1	16	50	20	20	2	2	
DIV. I NON-CONF.	12- 1	9	1- 0	88	153	13	13	2	2	
TOTALS	RPI 1-25	RPI 26-50	W-L RECORDS	RPI 51-100	RPI 101-150	RPI 150+				
20- 7	3- 4	3- 1	OVERALL	4- 0	2- 1	8- 1				
13- 3	1- 1	2- 1	HOME	2- 0	1- 1	7- 0				
6- 4	1- 3	1- 0	AWAY	2- 0	1- 0	1- 1				
1- 0	1- 0	0- 0	NEUTRAL	0- 0	0- 0	0- 0				
12- 1	1- 1	1- 0	NON-CONFERENCE	2- 0	1- 0	7- 0				
9- 0	0- 0	1- 0	HOME	1- 0	1- 0	6- 0				
2- 1	0- 1	0- 0	AWAY	1- 0	0- 0	1- 0				
1- 0	1- 0	0- 0	NEUTRAL	0- 0	0- 0	0- 0				
8- 6	2- 3	2- 1	CONFERENCE	2- 0	1- 1	1- 1				
4- 3	1- 1	1- 1	HOME	1- 0	0- 1	1- 0				
4- 3	1- 2	1- 0	AWAY	1- 0	1- 0	0- 1				
0- 0	0- 0	0- 0	NEUTRAL	0- 0	0- 0	0- 0				

RPI	S	Opponent	Score
2	A	South Carolina	51 61
12	N	BYU	66 58
13	A	Texas A&M	62 73
15	H	Kentucky	53 64
21	A	Florida	71 61
21	H	Florida	74 63
23	A	Michigan St.	45 66

RPI	S	Opponent	Score
28	A	Missouri	65 50
28	H	Missouri	48 54
31	H	Mississippi St.	47 43
34	H	Seton Hall	70 52

RPI	S	Opponent	Score
56	H	Auburn	63 30
75	H	Georgia Tech	78 66
82	A	Vanderbilt	64 58
100	A	Wright St.	63 57

RPI	S	Opponent	Score
110	H	Mercer	57 44
123	A	LSU	58 47
123	H	LSU	46 53
156	A	Alabama	50 64
164	H	Ole Miss	70 56
195	H	Cincinnati	60 42
196	H	Stetson	76 55
225	H	Furman	77 39
273	H	Tennessee Tech	81 48
276	H	Ga. Southern	75 28
293	H	Kennesaw St.	89 34
298	A	CSUN	83 58

LAST 12 Division I GAMES:

298	A	CSUN	83 58	82	A	Vanderbilt	64 58
21	H	Florida	74 63	56	H	Auburn	63 30
2	A	South Carolina	51 61	123	H	LSU	46 53
123	A	LSU	58 47	31	H	Mississippi St.	47 43
164	H	Ole Miss	70 56	156	A	Alabama	50 64
28	A	Missouri	65 50	21	A	Florida	71 61

Non-Div I Games:

Georgia

■ Loss,
 ■ Non-Conf, S Site,
 ■ Home
 ■ Away
 N Neutral

Average RPI Win:	260	WON-LOST	WINNING	LAST 10	STRENGTH OF	OPP. STRENGTH	TEAM	ADJ.	CONF.	ADJ CONF.
Average RPI Loss:	166	RECORD	PCT. RANK	GAMES	SCHEDULE	OF SCHEDULE	RPI	RPI	RPI	RPI
DIV. I ONLY	9- 16	253	2- 8	240	251	268	268	16	16	
DIV. I NON-CONF.	5- 4	138	0- 0	311	344	238	238	14	14	
TOTALS	RPI 1-25	RPI 26-50	W-L RECORDS	RPI 51-100	RPI 101-150	RPI 150+				
9- 16	0- 0	0- 2	OVERALL	0- 1	1- 4	8- 9				
4- 9	0- 0	0- 1	HOME	0- 1	0- 3	4- 4				
4- 7	0- 0	0- 1	AWAY	0- 0	1- 1	3- 5				
1- 0	0- 0	0- 0	NEUTRAL	0- 0	0- 0	1- 0				
5- 4	0- 0	0- 0	NON-CONFERENCE	0- 1	0- 0	5- 3				
2- 2	0- 0	0- 0	HOME	0- 1	0- 0	2- 1				
2- 2	0- 0	0- 0	AWAY	0- 0	0- 0	2- 2				
1- 0	0- 0	0- 0	NEUTRAL	0- 0	0- 0	1- 0				
4- 12	0- 0	0- 2	CONFERENCE	0- 0	1- 4	3- 6				
2- 7	0- 0	0- 1	HOME	0- 0	0- 3	2- 3				
2- 5	0- 0	0- 1	AWAY	0- 0	1- 1	1- 3				
0- 0	0- 0	0- 0	NEUTRAL	0- 0	0- 0	0- 0				

RPI 1-25			RPI 26-50			RPI 51-100			RPI 101+			Team's RPI: 268			
RPI	S	Opponent	Score	RPI	S	Opponent	Score	RPI	S	Opponent	Score				
				41	A	Arkansas St.	54 75	76	H	Charlotte	71 83	125	A	Little Rock	32 59
				41	H	Arkansas St.	64 85					125	H	Little Rock	39 54
												127	H	La.-Lafayette	57 77
												148	A	UT Arlington	68 63
												148	H	UT Arlington	45 74
												156	A	Alabama	56 72
												182	A	Troy	78 89
												182	H	Troy	90 97
												188	A	South Ala.	45 83
												188	H	South Ala.	52 60
												196	A	Stetson	80 72
												222	A	Texas St.	71 80
												222	H	Texas St.	73 62
												260	N	Bethune-Cookman	68 61
												272	A	Appalachian St.	80 75
												273	A	Tennessee Tech	65 72
												276	H	Ga. Southern	50 61
												290	H	La.-Monroe	65 52
												293	A	Kennesaw St.	66 62
												304	H	Morehead St.	90 99
												324	H	North Florida	76 63
												331	H	Howard	65 58
LAST 12 Division I GAMES:															
				41	H	Arkansas St.	64 85	125	A	Little Rock	32 59				
				125	H	Little Rock	39 54	41	A	Arkansas St.	54 75				
				182	A	Troy	78 89	272	A	Appalachian St.	80 75				
				188	A	South Ala.	45 83	276	H	Ga. Southern	50 61				
				148	H	UT Arlington	45 74	127	H	La.-Lafayette	57 77				
				222	H	Texas St.	73 62	290	H	La.-Monroe	65 52				

Non-Div I Games:

Georgia St.

■ Loss,
 ■ Non-Conf,
 ■ S Site,
 ■ Home
 ■ A Away
 N Neutral

Average RPI Win:	196	WON-LOST	WINNING	LAST 10	STRENGTH OF	OPP. STRENGTH	TEAM	ADJ.	CONF.	ADJ CONF.
Average RPI Loss:	35	RECORD	PCT. RANK	GAMES	SCHEDULE	OF SCHEDULE	RPI	RPI	RPI	RPI
DIV. I ONLY	16- 11	120	6- 4	43	76	75	75	4	4	
DIV. I NON-CONF.	10- 3	61	0- 0	126	311	77	77	5	5	
TOTALS	RPI 1-25	RPI 26-50	W-L RECORDS	RPI 51-100	RPI 101-150	RPI 150+				
16- 11	0- 6	0- 3	OVERALL	1- 1	5- 1	10- 0				
11- 4	0- 2	0- 1	HOME	0- 1	3- 0	8- 0				
4- 6	0- 4	0- 2	AWAY	1- 0	2- 0	1- 0				
1- 1	0- 0	0- 0	NEUTRAL	0- 0	0- 1	1- 0				
10- 3	0- 1	0- 1	NON-CONFERENCE	0- 0	2- 1	8- 0				
8- 0	0- 0	0- 0	HOME	0- 0	1- 0	7- 0				
1- 2	0- 1	0- 1	AWAY	0- 0	1- 0	0- 0				
1- 1	0- 0	0- 0	NEUTRAL	0- 0	0- 1	1- 0				
6- 8	0- 5	0- 2	CONFERENCE	1- 1	3- 0	2- 0				
3- 4	0- 2	0- 1	HOME	0- 1	2- 0	1- 0				
3- 4	0- 3	0- 1	AWAY	1- 0	1- 0	1- 0				
0- 0	0- 0	0- 0	NEUTRAL	0- 0	0- 0	0- 0				

RPI 1-25				RPI 26-50				RPI 51-100				Team's RPI: 75	RPI 101+			
RPI	S	Opponent	Score	RPI	S	Opponent	Score	RPI	S	Opponent	Score		RPI	S	Opponent	Score
1	A	Notre Dame	76 85	26	H	Miami (FL)	55 58	53	A	Duke	64 59		107	N	UNI	58 61
1	H	Notre Dame	42 54	43	A	North Carolina St.	57 65	91	H	Virginia	67 78		112	H	Samford	66 55
14	A	Florida St.	69 75	46	A	Indiana	60 69						116	H	Boston College	62 56
16	H	Louisville	65 78										118	A	Virginia Tech	51 34
17	A	Syracuse	52 71										124	H	North Carolina	80 73
20	A	Georgia	66 78										126	A	IUPUI	60 50
													156	H	Alabama	70 58
													178	H	Loyola Chicago	84 77
													204	H	USC Upstate	87 46
													248	N	High Point	81 61
													249	A	Clemson	76 63
													249	H	Clemson	77 48
													281	H	Alabama St.	80 54
													282	H	Prairie View	96 48
													307	H	Southeastern La.	102 49
													332	H	St. Francis Brooklyn	89 51
LAST 12 Division I GAMES:																
53	A	Duke	64 59	1	H	Notre Dame	42 54									
249	H	Clemson	77 48	249	A	Clemson	76 63									
26	H	Miami (FL)	55 58	91	H	Virginia	67 78									
17	A	Syracuse	52 71	124	H	North Carolina	80 73									
118	A	Virginia Tech	51 34	14	A	Florida St.	69 75									
116	H	Boston College	62 56	43	A	North Carolina St.	57 65									

Non-Div I Games:

Georgia Tech

■ Loss,
■ Non-Conf, S Site,
■ Home
■ Away
N Neutral

Gonzaga

Through Games Of Feb. 21, 2016

Average RPI Win:	204	WON-LOST	WINNING	LAST 10	STRENGTH OF	OPP. STRENGTH	TEAM	ADJ.	CONF.	ADJ CONF.
Average RPI Loss:	70	RECORD	PCT. RANK	GAMES	SCHEDULE	OF SCHEDULE	RPI	RPI	RPI	RPI
DIV. I ONLY	17- 11	110	4- 6	141	93	108	108	8	8	
DIV. I NON-CONF.	8- 4	99	0- 0	146	93	118	118	9	9	
TOTALS	RPI 1-25	RPI 26-50	W-L RECORDS	RPI 51-100	RPI 101-150	RPI 150+				
17- 11	0- 2	1- 1	OVERALL	2- 5	1- 2	13- 1				
12- 3	0- 1	1- 1	HOME	1- 1	1- 0	9- 0				
5- 7	0- 1	0- 0	AWAY	1- 4	0- 1	4- 1				
0- 1	0- 0	0- 0	NEUTRAL	0- 0	0- 1	0- 0				
8- 4	0- 1	1- 1	NON-CONFERENCE	1- 1	0- 1	6- 0				
6- 2	0- 1	1- 1	HOME	0- 0	0- 0	5- 0				
2- 1	0- 0	0- 0	AWAY	1- 1	0- 0	1- 0				
0- 1	0- 0	0- 0	NEUTRAL	0- 0	0- 1	0- 0				
9- 7	0- 1	0- 0	CONFERENCE	1- 4	1- 1	7- 1				
6- 1	0- 0	0- 0	HOME	1- 1	1- 0	4- 0				
3- 6	0- 1	0- 0	AWAY	0- 3	0- 1	3- 1				
0- 0	0- 0	0- 0	NEUTRAL	0- 0	0- 0	0- 0				

RPI 1-25				RPI 26-50				RPI 51-100				RPI 101+ Team's RPI: 108			
RPI	S	Opponent	Score	RPI	S	Opponent	Score	RPI	S	Opponent	Score	RPI	S	Opponent	Score
10	H	Stanford	48 65	36	H	West Virginia	62 57	59	A	St. Mary's (CA)	47 66	102	A	San Francisco	52 71
12	A	BYU	54 58	42	H	Southern California	56 60	59	H	St. Mary's (CA)	68 69	102	H	San Francisco	68 47
								61	A	Santa Clara	64 71	124	N	North Carolina	62 67
								61	H	Santa Clara	53 44	154	A	Pacific	83 84
								64	A	Dayton	57 47	154	H	Pacific	68 61
								73	A	Washington St.	48 55	161	H	Montana St.	65 52
								77	A	San Diego	54 63	197	H	Eastern Wash.	78 56
												230	H	Grand Canyon	70 44
												236	H	Wyoming	61 57
												241	A	Loyola Marymount	66 59
												241	H	Loyola Marymount	83 68
												264	A	Pepperdine	74 57
												264	H	Pepperdine	56 39
												287	A	Portland	71 63
												287	H	Portland	86 51
												306	A	Colgate	80 50
												344	H	Air Force	88 35
LAST 12 Division I GAMES:															
154	A	Pacific	83 84	61	A	Santa Clara	64 71								
59	A	St. Mary's (CA)	47 66	154	H	Pacific	68 61								
287	H	Portland	86 51	59	H	St. Mary's (CA)	68 69								
264	H	Pepperdine	56 39	77	A	San Diego	54 63								
241	H	Loyola Marymount	83 68	12	A	BYU	54 58								
102	A	San Francisco	52 71	287	A	Portland	71 63								

Non-Div I Games:

Gonzaga

■ Loss,
 ■ Non-Conf, S Site,
 ■ Home
 ■ Away
 N Neutral

Grambling

Through Games Of Feb. 21, 2016

Average RPI Win: 289	WON-LOST	WINNING	LAST 10	STRENGTH OF	OPP. STRENGTH	TEAM	ADJ.	CONF.	ADJ CONF.
Average RPI Loss: 162	RECORD	PCT. RANK	GAMES	SCHEDULE	OF SCHEDULE	RPI	RPI	RPI	RPI
DIV. I ONLY	11- 12	191	7- 3	214	334	181	181	32	32
DIV. I NON-CONF.	1- 8	320	0- 0	59	83	211	211	31	31
TOTALS	RPI 1-25	RPI 26-50	W-L RECORDS	RPI 51-100	RPI 101-150	RPI 150+			
11- 12	0- 1	0- 2	OVERALL	0- 0	0- 2	11- 7			
5- 2	0- 0	0- 0	HOME	0- 0	0- 0	5- 2			
6- 10	0- 0	0- 0	AWAY	0- 0	0- 2	6- 2			
0- 0	0- 0	0- 0	NEUTRAL	0- 0	0- 0	0- 0			
1- 8	0- 1	0- 2	NON-CONFERENCE	0- 0	0- 2	1- 3			
0- 0	0- 0	0- 0	HOME	0- 0	0- 0	0- 0			
1- 8	0- 1	0- 2	AWAY	0- 0	0- 2	1- 3			
0- 0	0- 0	0- 0	NEUTRAL	0- 0	0- 0	0- 0			
10- 4	0- 0	0- 0	CONFERENCE	0- 0	0- 0	10- 4			
5- 2	0- 0	0- 0	HOME	0- 0	0- 0	5- 2			
5- 2	0- 0	0- 0	AWAY	0- 0	0- 0	5- 2			
0- 0	0- 0	0- 0	NEUTRAL	0- 0	0- 0	0- 0			

RPI 1-25				RPI 26-50				RPI 51-100				RPI 101+ Team's RPI: 181			
RPI	S	Opponent	Score	RPI	S	Opponent	Score	RPI	S	Opponent	Score	RPI	S	Opponent	Score
4	A	Baylor	42 96	31	A	Mississippi St.	43 107					128	A	Northwestern St.	62 71
				39	A	George Washington	58 85					141	A	Texas Tech	55 70
												156	A	Alabama	57 72
												165	A	Southern U.	68 80
												165	H	Southern U.	65 52
												190	A	Tulsa	51 79
												193	A	William & Mary	55 74
												244	A	Texas Southern	49 46
												244	H	Texas Southern	50 62
												281	H	Alabama St.	89 69
												282	A	Prairie View	51 44
												282	H	Prairie View	69 66
												299	A	Jackson St.	79 58
												299	H	Jackson St.	75 61
												311	A	Alcorn	85 76
												311	H	Alcorn	66 70
												317	A	Nicholls St.	69 65
												342	A	Ark.-Pine Bluff	68 83
												347	H	Alabama A&M	75 56
												348	A	Mississippi Val.	65 52
LAST 12 Division I GAMES:															
299	H	Jackson St.	75 61	342	A	Ark.-Pine Bluff	68 83								
244	A	Texas Southern	49 46	299	A	Jackson St.	79 58								
282	A	Prairie View	51 44	244	H	Texas Southern	50 62								
311	H	Alcorn	66 70	282	H	Prairie View	69 66								
165	H	Southern U.	65 52	311	A	Alcorn	85 76								
348	A	Mississippi Val.	65 52	165	A	Southern U.	68 80								

Non-Div I Games: Southern-N.O. 73 61 LSU-Alexandria 106 50

Grambling

■ Loss,
 ■ Non-Conf,
 ■ S Site,
 ■ Home
 ■ A Away
 N Neutral

Average RPI Win: 271		WON-LOST	WINNING	LAST 10	STRENGTH OF	OPP. STRENGTH	TEAM	ADJ.	CONF.	ADJ CONF.
Average RPI Loss: 141		RECORD	PCT. RANK	GAMES	SCHEDULE	OF SCHEDULE	RPI	RPI	RPI	RPI
DIV. I ONLY		12- 13	185	7- 3	266	258	230	230	25	25
DIV. I NON-CONF.		5- 8	209	0- 0	225	183	232	232	25	25
TOTALS	RPI 1-25	RPI 26-50		W-L RECORDS		RPI 51-100	RPI 101-150	RPI 150+		
12- 13	0- 0	0- 2		OVERALL		0- 4	1- 2	11- 5		
4- 6	0- 0	0- 0		HOME		0- 2	1- 1	3- 3		
8- 3	0- 0	0- 0		AWAY		0- 0	0- 0	8- 0		
0- 4	0- 0	0- 2		NEUTRAL		0- 1	0- 0	0- 1		
5- 8	0- 0	0- 2		NON-CONFERENCE		0- 2	1- 2	4- 2		
2- 3	0- 0	0- 0		HOME		0- 1	1- 1	1- 1		
3- 1	0- 0	0- 0		AWAY		0- 0	0- 1	3- 0		
0- 4	0- 0	0- 2		NEUTRAL		0- 1	0- 0	0- 1		
7- 5	0- 0	0- 0		CONFERENCE		0- 2	0- 0	7- 3		
2- 3	0- 0	0- 0		HOME		0- 1	0- 0	2- 2		
5- 2	0- 0	0- 0		AWAY		0- 1	0- 0	5- 1		
0- 0	0- 0	0- 0		NEUTRAL		0- 0	0- 0	0- 0		

RPI 1-25				RPI 26-50				RPI 51-100				RPI 101+ Team's RPI: 230			
RPI	S	Opponent	Score	RPI	S	Opponent	Score	RPI	S	Opponent	Score	RPI	S	Opponent	Score
				36	N	West Virginia	50 68	54	H	UC Riverside	67 85	108	A	Gonzaga	44 70
				42	N	Southern California	44 75	69	N	Abilene Christian	71 75	120	H	Hawaii	41 74
								93	A	New Mexico St.	58 60	146	H	Oral Roberts	66 64
								93	H	New Mexico St.	44 64	175	H	Northern Colo.	69 59
												188	H	South Ala.	56 59
												206	A	Utah Valley	61 53
												207	A	UTRGV	28 52
												207	H	UTRGV	66 68
												240	A	CSU Bakersfield	61 51
												254	A	Seattle	67 54
												254	H	Seattle	60 53
												301	A	UMKC	68 59
												301	H	UMKC	57 63
												312	N	Fairleigh Dickinson	68 74
												314	A	North Dakota St.	76 67
												337	A	UC Irvine	58 53
												340	A	Chicago St.	65 60
												340	H	Chicago St.	74 36
												344	A	Air Force	73 39
LAST 12 Division I GAMES:															
				340	A	Chicago St.	65 60	240	A	CSU Bakersfield	61 51				
				301	A	UMKC	68 59	301	H	UMKC	57 63				
				254	H	Seattle	60 53	340	H	Chicago St.	74 36				
				207	H	UTRGV	66 68	206	A	Utah Valley	61 53				
				93	H	New Mexico St.	44 64	93	A	New Mexico St.	58 60				
				254	A	Seattle	67 54	207	A	UTRGV	28 52				

Non-Div I Games:	Western St.	77	40	San Diego Christian	60	40	Arizona Christian	87	54
------------------	-------------	----	----	---------------------	----	----	-------------------	----	----

Grand Canyon

■ Loss, ■ Non-Conf, S Site, H Home A Away N Neutral

Average RPI Win:	262	WON-LOST	WINNING	LAST 10	STRENGTH OF	OPP. STRENGTH	TEAM	ADJ.	CONF.	ADJ CONF.
Average RPI Loss:	123	RECORD	PCT. RANK	GAMES	SCHEDULE	OF SCHEDULE	RPI	RPI	RPI	RPI
DIV. I ONLY	11- 14	212	7- 3	102	264	158	158	31	31	
DIV. I NON-CONF.	2- 11	306	0- 1	6	64	147	147	30	30	
TOTALS	RPI 1-25	RPI 26-50	W-L RECORDS	RPI 51-100	RPI 101-150	RPI 150+				
11- 14	0- 3	0- 2	OVERALL	0- 4	1- 0	10- 5				
5- 4	0- 0	0- 1	HOME	0- 1	0- 0	5- 2				
4- 10	0- 3	0- 1	AWAY	0- 3	0- 0	4- 3				
2- 0	0- 0	0- 0	NEUTRAL	0- 0	1- 0	1- 0				
2- 11	0- 3	0- 2	NON-CONFERENCE	0- 4	1- 0	1- 2				
0- 3	0- 0	0- 1	HOME	0- 1	0- 0	0- 1				
0- 8	0- 3	0- 1	AWAY	0- 3	0- 0	0- 1				
2- 0	0- 0	0- 0	NEUTRAL	0- 0	1- 0	1- 0				
9- 3	0- 0	0- 0	CONFERENCE	0- 0	0- 0	9- 3				
5- 1	0- 0	0- 0	HOME	0- 0	0- 0	5- 1				
4- 2	0- 0	0- 0	AWAY	0- 0	0- 0	4- 2				
0- 0	0- 0	0- 0	NEUTRAL	0- 0	0- 0	0- 0				

RPI 1-25				RPI 26-50				RPI 51-100				RPI 101+ Team's RPI: 158			
RPI	S	Opponent	Score	RPI	S	Opponent	Score	RPI	S	Opponent	Score	RPI	S	Opponent	Score
2	A	South Carolina	48 86	38	A	Princeton	55 79	60	A	Oregon	51 86	113	N	Wake Forest	47 42
6	A	Texas	52 79	40	H	James Madison	56 68	73	A	Washington St.	61 68	196	A	Stetson	59 68
25	A	UTEP	54 78					81	H	Drexel	36 57	208	N	Rhode Island	59 54
								96	A	Iowa St.	59 95	215	H	Lehigh	56 63
												234	A	Morgan St.	65 51
												234	H	Morgan St.	60 47
												247	A	N.C. A&T	55 52
												260	H	Bethune-Cookman	60 45
												266	A	Coppin St.	64 68
												291	H	Florida A&M	59 66
												292	A	UMES	76 55
												294	H	Savannah St.	65 53
												310	H	South Carolina St.	63 50
												331	A	Howard	77 83
												346	H	Norfolk St.	73 62
												349	A	N.C. Central	76 42
LAST 12 Division I GAMES:															
266	A	Coppin St.	64 68	294	H	Savannah St.	65 53								
234	H	Morgan St.	60 47	349	A	N.C. Central	76 42								
331	A	Howard	77 83	247	A	N.C. A&T	55 52								
292	A	UMES	76 55	291	H	Florida A&M	59 66								
346	H	Norfolk St.	73 62	260	H	Bethune-Cookman	60 45								
310	H	South Carolina St.	63 50	38	A	Princeton	55 79								

Non-Div I Games:

Hampton

■ Loss,
 ■ Non-Conf, S Site,
 ■ Home
 ■ Away
 N Neutral

RPI 1-25				RPI 26-50				RPI 51-100				RPI 101+ Team's RPI: 217			
RPI	S	Opponent	Score	RPI	S	Opponent	Score	RPI	S	Opponent	Score	RPI	S	Opponent	Score
8	H	Arizona St.	29 60	39	A	George Washington	51 82	63	A	FGCU	44 64	116	A	Boston College	28 62
				47	H	Albany (NY)	41 78	67	A	Michigan	47 83	142	A	Stony Brook	35 58
								71	A	Maine	43 61	142	H	Stony Brook	42 45
								99	A	Quinnipiac	69 71	155	A	UMBC	51 58
												155	H	UMBC	65 57
												174	H	Cornell	53 50
												219	A	Massachusetts	57 63
												226	H	Dartmouth	36 43
												231	A	Sacred Heart	68 67
												238	A	New Hampshire	42 53
												238	H	New Hampshire	48 44
												246	A	Binghamton	41 39
												246	H	Binghamton	47 53
												259	A	Providence	50 69
												279	H	Central Conn. St.	49 41
												295	A	Vermont	51 47
												295	H	Vermont	52 50
												321	A	UMass Lowell	75 70
												321	H	UMass Lowell	72 59
												323	H	Lafayette	55 50
LAST 12 Division I GAMES:															
				238	A	New Hampshire	42 53	47	H	Albany (NY)	41 78				
				155	A	UMBC	51 58	71	A	Maine	43 61				
				295	H	Vermont	52 50	238	H	New Hampshire	48 44				
				246	A	Binghamton	41 39	155	H	UMBC	65 57				
				142	H	Stony Brook	42 45	142	A	Stony Brook	35 58				
				321	A	UMass Lowell	75 70	295	A	Vermont	51 47				

Non-Div I Games:

Average RPI Win:	201	WON-LOST	WINNING	LAST 10	STRENGTH OF	OPP. STRENGTH	TEAM	ADJ.	CONF.	ADJ CONF.
Average RPI Loss:	105	RECORD	PCT. RANK	GAMES	SCHEDULE	OF SCHEDULE	RPI	RPI	RPI	RPI
DIV. I ONLY	12- 11	157	7- 3	71	180	103	103	10	10	
DIV. I NON-CONF.	5- 8	209	1- 1	86	184	151	151	11	11	
TOTALS	RPI 1-25	RPI 26-50	W-L RECORDS	RPI 51-100	RPI 101-150	RPI 150+				
12- 11	0- 0	0- 3	OVERALL	1- 4	1- 1	10- 3				
4- 5	0- 0	0- 2	HOME	0- 2	0- 0	4- 1				
7- 6	0- 0	0- 1	AWAY	0- 2	1- 1	6- 2				
1- 0	0- 0	0- 0	NEUTRAL	1- 0	0- 0	0- 0				
5- 8	0- 0	0- 1	NON-CONFERENCE	1- 4	1- 1	3- 2				
2- 2	0- 0	0- 0	HOME	0- 2	0- 0	2- 0				
2- 6	0- 0	0- 1	AWAY	0- 2	1- 1	1- 2				
1- 0	0- 0	0- 0	NEUTRAL	1- 0	0- 0	0- 0				
7- 3	0- 0	0- 2	CONFERENCE	0- 0	0- 0	7- 1				
2- 3	0- 0	0- 2	HOME	0- 0	0- 0	2- 1				
5- 0	0- 0	0- 0	AWAY	0- 0	0- 0	5- 0				
0- 0	0- 0	0- 0	NEUTRAL	0- 0	0- 0	0- 0				

RPI 1-25				RPI 26-50				RPI 51-100				RPI 101+				Team's RPI: 103	
RPI	S	Opponent	Score	RPI	S	Opponent	Score	RPI	S	Opponent	Score	RPI	S	Opponent	Score		
				30	H	Penn	48 68	51	A	Chattanooga	58 62	112	A	Samford	60 54		
				37	A	South Fla.	59 86	63	A	FGCU	65 74	142	A	Stony Brook	63 64		
				38	H	Princeton	83 92	71	H	Maine	53 64	163	A	Yale	72 69		
								92	H	Eastern Mich.	81 85	174	A	Cornell	65 56		
								98	N	Toledo	76 70	174	H	Cornell	68 63		
												198	A	Fairfield	50 67		
												200	A	Brown	87 79		
												208	A	Rhode Island	52 56		
												219	H	Massachusetts	67 65		
												224	A	Rice	67 61		
												226	A	Dartmouth	56 43		
												226	H	Dartmouth	64 70		
												237	A	Columbia	69 66		
												237	H	Columbia	84 54		
												345	H	Boston U.	73 55		
LAST 12 Division I GAMES:																	
				174	H	Cornell	68 63	237	A	Columbia	69 66						
				237	H	Columbia	84 54	174	A	Cornell	65 56						
				163	A	Yale	72 69	226	H	Dartmouth	64 70						
				200	A	Brown	87 79	226	A	Dartmouth	56 43						
				38	H	Princeton	83 92	51	A	Chattanooga	58 62						
				30	H	Penn	48 68	112	A	Samford	60 54						

Non-Div I Games:

Harvard

Average RPI Win:	238	WON-LOST	WINNING	LAST 10	STRENGTH OF	OPP. STRENGTH	TEAM	ADJ.	CONF.	ADJ CONF.
Average RPI Loss:	75	RECORD	PCT. RANK	GAMES	SCHEDULE	OF SCHEDULE	RPI	RPI	RPI	RPI
DIV. I ONLY	16- 9	92	8- 2	168	139	120	120	22	22	
DIV. I NON-CONF.	7- 6	156	0- 0	81	8	106	106	21	21	
TOTALS	RPI 1-25	RPI 26-50	W-L RECORDS	RPI 51-100	RPI 101-150	RPI 150+				
16- 9	0- 4	0- 1	OVERALL	0- 2	2- 0	14- 2				
7- 5	0- 2	0- 1	HOME	0- 2	1- 0	6- 0				
9- 2	0- 0	0- 0	AWAY	0- 0	1- 0	8- 2				
0- 2	0- 2	0- 0	NEUTRAL	0- 0	0- 0	0- 0				
7- 6	0- 4	0- 1	NON-CONFERENCE	0- 1	0- 0	7- 0				
2- 4	0- 2	0- 1	HOME	0- 1	0- 0	2- 0				
5- 0	0- 0	0- 0	AWAY	0- 0	0- 0	5- 0				
0- 2	0- 2	0- 0	NEUTRAL	0- 0	0- 0	0- 0				
9- 3	0- 0	0- 0	CONFERENCE	0- 1	2- 0	7- 2				
5- 1	0- 0	0- 0	HOME	0- 1	1- 0	4- 0				
4- 2	0- 0	0- 0	AWAY	0- 0	1- 0	3- 2				
0- 0	0- 0	0- 0	NEUTRAL	0- 0	0- 0	0- 0				

RPI 1-25				RPI 26-50				RPI 51-100				RPI 101+ Team's RPI: 120			
RPI	S	Opponent	Score	RPI	S	Opponent	Score	RPI	S	Opponent	Score	RPI	S	Opponent	Score
2	H	South Carolina	51 67	30	H	Penn	54 64	54	H	UC Riverside	74 77	135	A	Long Beach St.	67 55
8	H	Arizona St.	49 75					73	H	Washington St.	52 62	135	H	Long Beach St.	60 42
12	N	BYU	56 67									168	A	Sacramento St.	74 72
13	N	Texas A&M	41 82									186	A	UC Davis	58 60
												186	H	UC Davis	70 50
												192	A	Cal Poly	64 58
												194	A	San Jose St.	76 73
												230	A	Grand Canyon	74 41
												240	A	CSU Bakersfield	65 55
												240	H	CSU Bakersfield	74 60
												241	H	Loyola Marymount	65 51
												255	A	UC Santa Barbara	63 62
												275	A	Northern Ariz.	61 52
												298	A	CSUN	60 63
												298	H	CSUN	77 50
												337	A	UC Irvine	83 65
												337	H	UC Irvine	59 35
												338	H	Cal St. Fullerton	62 53
LAST 12 Division I GAMES:															
186	H	UC Davis	70 50	298	A	CSUN	60 63								
135	H	Long Beach St.	60 42	337	A	UC Irvine	83 65								
255	A	UC Santa Barbara	63 62	54	H	UC Riverside	74 77								
192	A	Cal Poly	64 58	298	H	CSUN	77 50								
337	H	UC Irvine	59 35	186	A	UC Davis	58 60								
338	H	Cal St. Fullerton	62 53	135	A	Long Beach St.	67 55								

Non-Div I Games:

Hawaii

■ Loss,
 ■ Non-Conf,
 ■ S Site,
 ■ Home
 ■ Away
 N Neutral

Average RPI Win:	272	WON-LOST	WINNING	LAST 10	STRENGTH OF	OPP. STRENGTH	TEAM	ADJ.	CONF.	ADJ CONF.
Average RPI Loss:	158	RECORD	PCT. RANK	GAMES	SCHEDULE	OF SCHEDULE	RPI	RPI	RPI	RPI
DIV. I ONLY	9- 15	243	6- 4	216	235	248	248	28	28	
DIV. I NON-CONF.	0- 8	338	0- 0	77	28	284	284	29	29	
TOTALS	RPI 1-25	RPI 26-50	W-L RECORDS	RPI 51-100	RPI 101-150	RPI 150+				
9- 15	0- 1	0- 1	OVERALL	0- 3	0- 3	9- 7				
5- 5	0- 0	0- 0	HOME	0- 1	0- 1	5- 3				
4- 8	0- 1	0- 1	AWAY	0- 1	0- 1	4- 4				
0- 2	0- 0	0- 0	NEUTRAL	0- 1	0- 1	0- 0				
0- 8	0- 1	0- 1	NON-CONFERENCE	0- 3	0- 1	0- 2				
0- 2	0- 0	0- 0	HOME	0- 1	0- 0	0- 1				
0- 4	0- 1	0- 1	AWAY	0- 1	0- 0	0- 1				
0- 2	0- 0	0- 0	NEUTRAL	0- 1	0- 1	0- 0				
9- 7	0- 0	0- 0	CONFERENCE	0- 0	0- 2	9- 5				
5- 3	0- 0	0- 0	HOME	0- 0	0- 1	5- 2				
4- 4	0- 0	0- 0	AWAY	0- 0	0- 1	4- 3				
0- 0	0- 0	0- 0	NEUTRAL	0- 0	0- 0	0- 0				

RPI 1-25				RPI 26-50				RPI 51-100				RPI 101+ Team's RPI: 248			
RPI	S	Opponent	Score	RPI	S	Opponent	Score	RPI	S	Opponent	Score	RPI	S	Opponent	Score
11	A	Maryland	50 105	43	A	North Carolina St.	48 89	75	N	Georgia Tech	61 81	117	A	Liberty	43 56
								80	H	VCU	39 69	119	H	UNC Asheville	81 82
								97	A	Elon	69 80	145	N	UAB	46 56
												167	H	Davidson	60 62
												201	A	Radford	56 54
												201	H	Radford	71 66
												211	A	Gardner-Webb	70 82
												211	H	Gardner-Webb	72 79
												214	A	Presbyterian	70 82
												214	H	Presbyterian	61 47
												277	A	Coastal Caro.	53 79
												277	H	Coastal Caro.	53 52
												283	A	Campbell	69 55
												297	A	UNCG	72 82
												302	H	Charleston So.	62 64
												318	A	Winthrop	74 67
												318	H	Winthrop	80 60
												320	A	Longwood	89 70
												320	H	Longwood	79 68
LAST 12 Division I GAMES:															
318	H	Winthrop	80 60	201	A	Radford	56 54								
320	A	Longwood	89 70	119	H	UNC Asheville	81 82								
211	H	Gardner-Webb	72 79	318	A	Winthrop	74 67								
277	A	Coastal Caro.	53 79	283	A	Campbell	69 55								
214	H	Presbyterian	61 47	277	H	Coastal Caro.	53 52								
117	A	Liberty	43 56	211	A	Gardner-Webb	70 82								

Non-Div I Games: Greensboro 82 49

High Point

■ Loss,
 ■ Non-Conf,
 ■ S Site,
 ■ Home
 ■ A Away
 N Neutral

Hofstra

Through Games Of Feb. 21, 2016

Average RPI Win: 210	WON-LOST	WINNING	LAST 10	STRENGTH OF	OPP. STRENGTH	TEAM	ADJ.	CONF.	ADJ CONF.
Average RPI Loss: 93	RECORD	PCT. RANK	GAMES	SCHEDULE	OF SCHEDULE	RPI	RPI	RPI	RPI
DIV. I ONLY	19- 7	56	6- 4	167	156	74	74	13	13
DIV. I NON-CONF.	9- 2	37	0- 0	206	180	60	60	12	12
TOTALS	RPI 1-25	RPI 26-50	W-L RECORDS	RPI 51-100	RPI 101-150	RPI 150+			
19- 7	0- 1	0- 2	OVERALL	1- 2	3- 0	15- 2			
10- 1	0- 0	0- 1	HOME	1- 0	3- 0	6- 0			
8- 5	0- 0	0- 1	AWAY	0- 2	0- 0	8- 2			
1- 1	0- 1	0- 0	NEUTRAL	0- 0	0- 0	1- 0			
9- 2	0- 1	0- 0	NON-CONFERENCE	0- 0	3- 0	6- 1			
4- 0	0- 0	0- 0	HOME	0- 0	3- 0	1- 0			
4- 1	0- 0	0- 0	AWAY	0- 0	0- 0	4- 1			
1- 1	0- 1	0- 0	NEUTRAL	0- 0	0- 0	1- 0			
10- 5	0- 0	0- 2	CONFERENCE	1- 2	0- 0	9- 1			
6- 1	0- 0	0- 1	HOME	1- 0	0- 0	5- 0			
4- 4	0- 0	0- 1	AWAY	0- 2	0- 0	4- 1			
0- 0	0- 0	0- 0	NEUTRAL	0- 0	0- 0	0- 0			

RPI 1-25				RPI 26-50				RPI 51-100				Team's RPI: 74		RPI 101+			
RPI	S	Opponent	Score	RPI	S	Opponent	Score	RPI	S	Opponent	Score			RPI	S	Opponent	Score
7	N	Oregon St.	50 73	40	A	James Madison	42 57	81	A	Drexel	64 67			104	H	Saint Joseph's	75 62
				40	H	James Madison	54 71	97	A	Elon	60 61			138	H	Buffalo	79 36
								97	H	Elon	59 49			142	H	Stony Brook	71 66
														160	H	Northeastern	75 50
														169	A	Delaware	47 54
														169	H	Delaware	58 49
														171	A	Marist	71 67
														193	A	William & Mary	61 53
														193	H	William & Mary	75 45
														198	A	Fairfield	67 53
														219	A	Massachusetts	56 57
														228	A	Col. of Charleston	62 58
														233	H	Navy	65 63
														256	A	UNCW	68 64
														256	H	UNCW	62 38
														270	A	American	60 51
														277	N	Coastal Caro.	82 40
														284	A	Towson	74 56
														284	H	Towson	64 60
														328	A	Delaware St.	66 49
LAST 12 Division I GAMES:																	
				169	A	Delaware	47 54					97	H	Elon	59 49		
				256	H	UNCW	62 38					81	A	Drexel	64 67		
				40	A	James Madison	42 57					284	H	Towson	64 60		
				193	A	William & Mary	61 53					160	H	Northeastern	75 50		
				284	A	Towson	74 56					193	H	William & Mary	75 45		
				40	H	James Madison	54 71					256	A	UNCW	68 64		

Non-Div I Games:

Hofstra

Loss, Non-Conf, S Site, H Home A Away N Neutral

Holy Cross

Through Games Of Feb. 21, 2016

Average RPI Win:	280	WON-LOST	WINNING	LAST 10	STRENGTH OF	OPP. STRENGTH	TEAM	ADJ.	CONF.	ADJ CONF.
Average RPI Loss:	154	RECORD	PCT. RANK	GAMES	SCHEDULE	OF SCHEDULE	RPI	RPI	RPI	RPI
DIV. I ONLY	12- 14	196	5- 5	270	255	239	239	26	26	
DIV. I NON-CONF.	3- 8	258	0- 0	301	172	320	320	27	27	
TOTALS	RPI 1-25	RPI 26-50	W-L RECORDS	RPI 51-100	RPI 101-150	RPI 150+				
12- 14	0- 0	0- 0	OVERALL	0- 5	0- 3	12- 6				
8- 4	0- 0	0- 0	HOME	0- 2	0- 0	8- 2				
4- 10	0- 0	0- 0	AWAY	0- 3	0- 3	4- 4				
0- 0	0- 0	0- 0	NEUTRAL	0- 0	0- 0	0- 0				
3- 8	0- 0	0- 0	NON-CONFERENCE	0- 1	0- 3	3- 4				
3- 2	0- 0	0- 0	HOME	0- 0	0- 0	3- 2				
0- 6	0- 0	0- 0	AWAY	0- 1	0- 3	0- 2				
0- 0	0- 0	0- 0	NEUTRAL	0- 0	0- 0	0- 0				
9- 6	0- 0	0- 0	CONFERENCE	0- 4	0- 0	9- 2				
5- 2	0- 0	0- 0	HOME	0- 2	0- 0	5- 0				
4- 4	0- 0	0- 0	AWAY	0- 2	0- 0	4- 2				
0- 0	0- 0	0- 0	NEUTRAL	0- 0	0- 0	0- 0				

RPI 1-25				RPI 26-50				RPI 51-100				RPI 101+				Team's RPI: 239	
RPI	S	Opponent	Score	RPI	S	Opponent	Score	RPI	S	Opponent	Score	RPI	S	Opponent	Score		
								65	A	Army West Point	58 77	116	A	Boston College	51 60		
								65	H	Army West Point	49 80	122	A	Pittsburgh	50 56		
								89	A	Bucknell	64 74	130	A	Penn St.	82 86		
								89	H	Bucknell	51 58	163	A	Yale	59 69		
								99	A	Quinnipiac	61 74	215	A	Lehigh	58 61		
												215	H	Lehigh	77 71		
												219	H	Massachusetts	60 74		
												226	H	Dartmouth	54 60		
												229	H	Manhattan	58 44		
												233	A	Navy	49 50		
												233	H	Navy	57 49		
												242	H	Bryant	65 64		
												270	A	American	59 50		
												270	H	American	59 54		
												295	H	Vermont	77 63		
												306	A	Colgate	80 71		
												306	H	Colgate	70 61		
												321	A	UMass Lowell	67 75		
												323	A	Lafayette	57 54		
												323	H	Lafayette	66 49		
												345	A	Boston U.	60 41		
LAST 12 Division I GAMES:																	
270	A	American	59 50	233	A	Navy	49 50										
65	H	Army West Point	49 80	270	H	American	59 54										
215	H	Lehigh	77 71	65	A	Army West Point	58 77										
323	A	Lafayette	57 54	215	A	Lehigh	58 61										
89	A	Bucknell	64 74	323	H	Lafayette	66 49										
306	H	Colgate	70 61	89	H	Bucknell	51 58										

Non-Div I Games:

Holy Cross

Loss, Non-Conf, S Site, H Home A Away N Neutral

Average RPI Win: 252	WON-LOST	WINNING	LAST 10	STRENGTH OF	OPP. STRENGTH	TEAM	ADJ.	CONF.	ADJ CONF.
Average RPI Loss: 128	RECORD	PCT. RANK	GAMES	SCHEDULE	OF SCHEDULE	RPI	RPI	RPI	RPI
DIV. I ONLY	5- 21	312	1- 9	158	109	280	280	9	9
DIV. I NON-CONF.	4- 7	222	0- 0	166	274	214	214	7	7
TOTALS	RPI 1-25	RPI 26-50	W-L RECORDS	RPI 51-100	RPI 101-150	RPI 150+			
5- 21	0- 1	0- 2	OVERALL	0- 6	1- 2	4- 10			
2- 10	0- 1	0- 0	HOME	0- 2	1- 1	1- 6			
3- 8	0- 0	0- 1	AWAY	0- 2	0- 1	3- 4			
0- 3	0- 0	0- 1	NEUTRAL	0- 2	0- 0	0- 0			
4- 7	0- 0	0- 1	NON-CONFERENCE	0- 2	1- 1	3- 3			
1- 3	0- 0	0- 0	HOME	0- 0	1- 1	0- 2			
3- 1	0- 0	0- 0	AWAY	0- 0	0- 0	3- 1			
0- 3	0- 0	0- 1	NEUTRAL	0- 2	0- 0	0- 0			
1- 14	0- 1	0- 1	CONFERENCE	0- 4	0- 1	1- 7			
1- 7	0- 1	0- 0	HOME	0- 2	0- 0	1- 4			
0- 7	0- 0	0- 1	AWAY	0- 2	0- 1	0- 3			
0- 0	0- 0	0- 0	NEUTRAL	0- 0	0- 0	0- 0			

RPI	S	Opponent	Score	RPI	S	Opponent	Score	RPI	S	Opponent	Score	RPI	S	Opponent	Score	Team's RPI: 280
3	H	UConn	37 76	37	A	South Fla.	49 73	55	N	Iowa	50 64	105	A	Memphis	57 74	
				39	N	George Washington	78 82	68	A	Temple	48 78	127	H	La.-Lafayette	52 51	
								68	H	Temple	66 75	135	H	Long Beach St.	41 47	
								83	A	Tulane	48 70	159	A	East Carolina	70 76	
								83	H	Tulane	56 59	159	H	East Carolina	59 68	
								100	N	Wright St.	61 75	170	H	SMU	48 50	
												190	A	Tulsa	28 44	
												190	H	Tulsa	62 79	
												195	A	Cincinnati	50 56	
												195	H	Cincinnati	61 67	
												207	H	UTRGV	45 55	
												212	H	UNLV	60 63	
												224	A	Rice	62 59	
												228	A	Col. of Charleston	48 55	
												267	H	UCF	64 55	
												313	A	A&M-Corpus Christi	76 73	
												330	A	Incarinate Word	67 51	
LAST 12 Division I GAMES:																
195	H	Cincinnati	61 67	37	A	South Fla.	49 73	68	A	Temple	48 78	190	H	Tulsa	62 79	
159	H	East Carolina	59 68	68	A	Temple	48 78	159	A	East Carolina	70 76	170	H	SMU	48 50	
190	A	Tulsa	28 44	159	A	East Carolina	70 76	3	H	UConn	37 76					
83	H	Tulane	56 59													
267	H	UCF	64 55													
195	A	Cincinnati	50 56													

Non-Div I Games:

Houston

■ Loss,
 ■ Non-Conf, S Site,
 ■ Home
 ■ Away
 N Neutral

Houston Baptist

Through Games Of Feb. 21, 2016

Average RPI Win:	291	WON-LOST	WINNING	LAST 10	STRENGTH OF	OPP. STRENGTH	TEAM	ADJ.	CONF.	ADJ CONF.
Average RPI Loss:	170	RECORD	PCT. RANK	GAMES	SCHEDULE	OF SCHEDULE	RPI	RPI	RPI	RPI
DIV. I ONLY	9- 12	218	5- 5	276	291	245	245	27	27	
DIV. I NON-CONF.	2- 5	253	0- 0	118	322	217	217	26	26	
TOTALS	RPI 1-25	RPI 26-50	W-L RECORDS	RPI 51-100	RPI 101-150	RPI 150+				
9- 12	0- 1	0- 0	OVERALL	0- 1	0- 3	9- 7				
4- 4	0- 0	0- 0	HOME	0- 0	0- 1	4- 3				
4- 8	0- 1	0- 0	AWAY	0- 1	0- 2	4- 4				
1- 0	0- 0	0- 0	NEUTRAL	0- 0	0- 0	1- 0				
2- 5	0- 1	0- 0	NON-CONFERENCE	0- 0	0- 1	2- 3				
0- 2	0- 0	0- 0	HOME	0- 0	0- 1	0- 1				
1- 3	0- 1	0- 0	AWAY	0- 0	0- 0	1- 2				
1- 0	0- 0	0- 0	NEUTRAL	0- 0	0- 0	1- 0				
7- 7	0- 0	0- 0	CONFERENCE	0- 1	0- 2	7- 4				
4- 2	0- 0	0- 0	HOME	0- 0	0- 0	4- 2				
3- 5	0- 0	0- 0	AWAY	0- 1	0- 2	3- 2				
0- 0	0- 0	0- 0	NEUTRAL	0- 0	0- 0	0- 0				

RPI 1-25				RPI 26-50				RPI 51-100				RPI 101+ Team's RPI: 245			
RPI	S	Opponent	Score	RPI	S	Opponent	Score	RPI	S	Opponent	Score	RPI	S	Opponent	Score
25	A	UTEP	63 98					69	A	Abilene Christian	60 77	111	A	Central Ark.	44 45
												128	A	Northwestern St.	44 55
												148	H	UT Arlington	40 64
												162	H	McNeese St.	64 71
												180	A	New Mexico	57 65
												212	H	Stephen F. Austin	50 64
												222	H	Texas St.	66 71
												235	A	Sam Houston St.	70 78
												235	H	Sam Houston St.	67 63
												244	A	Texas Southern	77 65
												257	N	Omaha	64 51
												263	A	UTSA	50 79
												285	A	Lamar	70 77
												285	H	Lamar	77 66
												307	H	Southeastern La.	64 56
												313	A	A&M-Corpus Christi	73 59
												317	H	Nicholls St.	80 71
												330	A	Incarnate Word	62 61
												333	A	New Orleans	71 51
LAST 12 Division I GAMES:															
330	A	Incarnate Word	62 61	69	A	Abilene Christian	60 77								
235	A	Sam Houston St.	70 78	285	A	Lamar	70 77								
285	H	Lamar	77 66	333	A	New Orleans	71 51								
212	H	Stephen F. Austin	50 64	111	A	Central Ark.	44 45								
313	A	A&M-Corpus Christi	73 59	307	H	Southeastern La.	64 56								
235	H	Sam Houston St.	67 63	317	H	Nicholls St.	80 71								

Non-Div I Games: Trinity (TX) 60 46 Huston-Tillotson 96 65 Paul Quinn 95 42

Houston Baptist

Loss, Non-Conf, S Site, H Home A Away N Neutral

Average RPI Win: 257	WON-LOST	WINNING	LAST 10	STRENGTH OF	OPP. STRENGTH	TEAM	ADJ.	CONF.	ADJ CONF.
Average RPI Loss: 216	RECORD	PCT. RANK	GAMES	SCHEDULE	OF SCHEDULE	RPI	RPI	RPI	RPI
DIV. I ONLY	5- 20	310	2- 7	313	284	331	331	31	31
DIV. I NON-CONF.	2- 11	306	1- 0	208	197	290	290	30	30
TOTALS	RPI 1-25	RPI 26-50	W-L RECORDS	RPI 51-100	RPI 101-150	RPI 150+			
5- 20	0- 2	0- 0	OVERALL	0- 0	0- 5	5- 13			
2- 8	0- 0	0- 0	HOME	0- 0	0- 1	2- 7			
3- 11	0- 1	0- 0	AWAY	0- 0	0- 3	3- 6			
0- 1	0- 0	0- 0	NEUTRAL	0- 0	0- 1	0- 0			
2- 11	0- 2	0- 0	NON-CONFERENCE	0- 0	0- 5	2- 4			
1- 3	0- 0	0- 0	HOME	0- 0	0- 1	1- 2			
1- 7	0- 2	0- 0	AWAY	0- 0	0- 3	1- 2			
0- 1	0- 0	0- 0	NEUTRAL	0- 0	0- 1	0- 0			
3- 9	0- 0	0- 0	CONFERENCE	0- 0	0- 0	3- 9			
1- 5	0- 0	0- 0	HOME	0- 0	0- 0	1- 5			
2- 4	0- 0	0- 0	AWAY	0- 0	0- 0	2- 4			
0- 0	0- 0	0- 0	NEUTRAL	0- 0	0- 0	0- 0			

RPI 1-25				RPI 26-50				RPI 51-100				RPI 101+ Team's RPI: 331			
RPI	S	Opponent	Score	RPI	S	Opponent	Score	RPI	S	Opponent	Score	RPI	S	Opponent	Score
17	A	Syracuse	48 97									106	A	Northwestern	49 89
19	A	Duquesne	62 86									110	N	Mercer	53 70
												134	A	Arizona	28 65
												143	H	Old Dominion	64 83
												147	A	Xavier	47 70
												158	H	Hampton	83 77
												174	H	Cornell	76 74
												218	A	Ill.-Chicago	48 75
												234	A	Morgan St.	66 78
												247	A	N.C. A&T	70 88
												260	H	Bethune-Cookman	77 81
												266	A	Coppin St.	71 69
												266	H	Coppin St.	67 83
												268	A	Georgia St.	58 65
												274	H	La Salle	68 71
												292	A	UMES	59 62
												292	H	UMES	57 79
												294	H	Savannah St.	64 69
												327	H	LIU Brooklyn	72 89
												328	A	Delaware St.	86 87
												336	A	Mt. St. Mary's	62 49
												346	H	Norfolk St.	108 110
												349	A	N.C. Central	68 61
LAST 12 Division I GAMES:															
294	H	Savannah St.	64 69	234	A	Morgan St.	66 78								
292	H	UMES	57 79	260	H	Bethune-Cookman	77 81								
266	A	Coppin St.	71 69	328	A	Delaware St.	86 87								
158	H	Hampton	83 77	266	H	Coppin St.	67 83								
346	H	Norfolk St.	108 110	174	H	Cornell	76 74								
292	A	UMES	59 62	17	A	Syracuse	48 97								

Non-Div I Games:

Howard

Average RPI Win:	277	WON-LOST	WINNING	LAST 10	STRENGTH OF	OPP. STRENGTH	TEAM	ADJ.	CONF.	ADJ CONF.
Average RPI Loss:	163	RECORD	PCT. RANK	GAMES	SCHEDULE	OF SCHEDULE	RPI	RPI	RPI	RPI
DIV. I ONLY	4- 21	324	2- 8	170	256	316	316	18	18	
DIV. I NON-CONF.	2- 9	296	0- 0	165	289	299	299	19	19	
TOTALS	RPI 1-25	RPI 26-50	W-L RECORDS	RPI 51-100	RPI 101-150	RPI 150+				
4- 21	0- 0	0- 2	OVERALL	0- 3	1- 5	3- 11				
4- 7	0- 0	0- 1	HOME	0- 1	1- 2	3- 3				
0- 14	0- 0	0- 1	AWAY	0- 2	0- 3	0- 8				
0- 0	0- 0	0- 0	NEUTRAL	0- 0	0- 0	0- 0				
2- 9	0- 0	0- 2	NON-CONFERENCE	0- 0	0- 2	2- 5				
2- 3	0- 0	0- 1	HOME	0- 0	0- 1	2- 1				
0- 6	0- 0	0- 1	AWAY	0- 0	0- 1	0- 4				
0- 0	0- 0	0- 0	NEUTRAL	0- 0	0- 0	0- 0				
2- 12	0- 0	0- 0	CONFERENCE	0- 3	1- 3	1- 6				
2- 4	0- 0	0- 0	HOME	0- 1	1- 1	1- 2				
0- 8	0- 0	0- 0	AWAY	0- 2	0- 2	0- 4				
0- 0	0- 0	0- 0	NEUTRAL	0- 0	0- 0	0- 0				

RPI	S	Opponent	Score	RPI	S	Opponent	Score	RPI	S	Opponent	Score	RPI	S	Opponent	Score	Team's RPI: 316
29	A	Ohio	52 79	62	A	South Dakota St.	64 92	115	H	Western Mich.	48 70	126	A	IUPUI	52 63	
46	H	Indiana	72 79	62	H	South Dakota St.	42 61	126	H	IUPUI	50 69	139	A	Northern Ky.	64 77	
				66	A	South Dakota	60 92	146	A	Oral Roberts	59 61	146	H	Oral Roberts	54 48	
								153	A	Detroit	63 64	172	A	Milwaukee	60 73	
								198	A	Fairfield	62 74	204	H	USC Upstate	81 84	
								205	A	Oakland	74 81	227	A	Western Ill.	87 88	
								227	H	Western Ill.	74 78	257	A	Omaha	64 71	
								257	H	Omaha	58 60	296	A	Denver	50 53	
								296	H	Denver	61 49	314	A	North Dakota St.	85 94	
								325	H	Kent St.	86 68	340	H	Chicago St.	62 51	
LAST 12 Division I GAMES:																
126	A	IUPUI	52 63	257	H	Omaha	58 60	314	A	North Dakota St.	85 94					
146	H	Oral Roberts	54 48	66	A	South Dakota	60 92	146	A	Oral Roberts	59 61					
62	A	South Dakota St.	64 92	62	H	South Dakota St.	42 61									
257	A	Omaha	64 71	296	A	Denver	50 53									
227	A	Western Ill.	87 88													
296	H	Denver	61 49													

Non-Div I Games: Trine 82 62 Grace (IN) 91 39

IPFW

Loss, Non-Conf, S Site, H Home A Away N Neutral

I
U
P
U
I

I
U
P
U
I

IUPUI

Page 116

Average RPI Win: 229	WON-LOST	WINNING	LAST 10	STRENGTH OF	OPP. STRENGTH	TEAM	ADJ.	CONF.	ADJ CONF.
Average RPI Loss: 115	RECORD	PCT. RANK	GAMES	SCHEDULE	OF SCHEDULE	RPI	RPI	RPI	RPI
DIV. I ONLY	18- 7	62	8- 2	302	103	137	137	20	20
DIV. I NON-CONF.	6- 4	125	0- 0	164	97	136	136	22	22
TOTALS	RPI 1-25	RPI 26-50	W-L RECORDS	RPI 51-100	RPI 101-150	RPI 150+			
18- 7	0- 1	0- 0	OVERALL	1- 2	2- 1	15- 3			
11- 3	0- 0	0- 0	HOME	0- 1	1- 0	10- 2			
5- 3	0- 1	0- 0	AWAY	0- 0	1- 1	4- 1			
2- 1	0- 0	0- 0	NEUTRAL	1- 1	0- 0	1- 0			
6- 4	0- 1	0- 0	NON-CONFERENCE	1- 2	0- 1	5- 0			
4- 1	0- 0	0- 0	HOME	0- 1	0- 0	4- 0			
0- 2	0- 1	0- 0	AWAY	0- 0	0- 1	0- 0			
2- 1	0- 0	0- 0	NEUTRAL	1- 1	0- 0	1- 0			
12- 3	0- 0	0- 0	CONFERENCE	0- 0	2- 0	10- 3			
7- 2	0- 0	0- 0	HOME	0- 0	1- 0	6- 2			
5- 1	0- 0	0- 0	AWAY	0- 0	1- 0	4- 1			
0- 0	0- 0	0- 0	NEUTRAL	0- 0	0- 0	0- 0			

RPI 1-25				RPI 26-50				RPI 51-100				RPI 101+ Team's RPI: 137			
RPI	S	Opponent	Score	RPI	S	Opponent	Score	RPI	S	Opponent	Score	RPI	S	Opponent	Score
7	A	Oregon St.	44 69					53	N	Duke	68 74	114	A	North Dakota	65 59
								69	H	Abilene Christian	59 71	114	H	North Dakota	92 65
								96	N	Iowa St.	97 65	141	A	Texas Tech	62 78
												161	H	Montana St.	59 62
												168	A	Sacramento St.	98 88
												168	H	Sacramento St.	107 60
												175	A	Northern Colo.	68 70
												175	H	Northern Colo.	66 56
												191	H	Montana	78 61
												197	H	Eastern Wash.	66 74
												222	N	Texas St.	75 55
												236	H	Wyoming	61 57
												254	H	Seattle	64 60
												255	H	UC Santa Barbara	64 42
												275	A	Northern Ariz.	72 51
												275	H	Northern Ariz.	76 59
												298	H	CSUN	106 50
												315	A	Portland St.	94 65
												315	H	Portland St.	84 63
												329	A	Southern Utah	62 51
												329	H	Southern Utah	93 48
LAST 12 Division I GAMES:															
168	H	Sacramento St.	107 60	315	A	Portland St.	94 65								
315	H	Portland St.	84 63	168	A	Sacramento St.	98 88								
114	A	North Dakota	65 59	161	H	Montana St.	59 62								
175	A	Northern Colo.	68 70	191	H	Montana	78 61								
275	H	Northern Ariz.	76 59	329	A	Southern Utah	62 51								
329	H	Southern Utah	93 48	275	A	Northern Ariz.	72 51								

Non-Div I Games: Carroll (MT) 75 47 Northwest Chrst. 71 48

Idaho

■ Loss,
 ■ Non-Conf, S Site,
 ■ Home
 ■ Away
 N Neutral

Average RPI Win:	252	WON-LOST	WINNING	LAST 10	STRENGTH OF	OPP. STRENGTH	TEAM	ADJ.	CONF.	ADJ CONF.
Average RPI Loss:	140	RECORD	PCT. RANK	GAMES	SCHEDULE	OF SCHEDULE	RPI	RPI	RPI	RPI
DIV. I ONLY	11- 12	191	3- 3	321	97	232	232	20	20	
DIV. I NON-CONF.	5- 4	138	0- 1	94	102	72	72	22	22	
TOTALS	RPI 1-25	RPI 26-50	W-L RECORDS	RPI 51-100	RPI 101-150	RPI 150+				
11- 12	0- 2	0- 0	OVERALL	0- 0	1- 4	10- 6				
5- 4	0- 0	0- 0	HOME	0- 0	0- 1	5- 3				
5- 8	0- 2	0- 0	AWAY	0- 0	1- 3	4- 3				
1- 0	0- 0	0- 0	NEUTRAL	0- 0	0- 0	1- 0				
5- 4	0- 2	0- 0	NON-CONFERENCE	0- 0	1- 2	4- 0				
2- 0	0- 0	0- 0	HOME	0- 0	0- 0	2- 0				
2- 4	0- 2	0- 0	AWAY	0- 0	1- 2	1- 0				
1- 0	0- 0	0- 0	NEUTRAL	0- 0	0- 0	1- 0				
6- 8	0- 0	0- 0	CONFERENCE	0- 0	0- 2	6- 6				
3- 4	0- 0	0- 0	HOME	0- 0	0- 1	3- 3				
3- 4	0- 0	0- 0	AWAY	0- 0	0- 1	3- 3				
0- 0	0- 0	0- 0	NEUTRAL	0- 0	0- 0	0- 0				

RPI 1-25			RPI 26-50			RPI 51-100			RPI 101+ Team's RPI: 232		
RPI	S	Opponent	Score	RPI	S	Opponent	Score	RPI	S	Opponent	Score
23	A	Michigan St.	60 79					106	A	Northwestern	36 72
25	A	UTEP	54 67					114	A	North Dakota	42 45
								114	H	North Dakota	57 60
								141	A	Texas Tech	64 79
								144	A	Boise St.	80 77
								168	A	Sacramento St.	62 83
								168	H	Sacramento St.	59 68
								175	A	Northern Colo.	47 48
								175	H	Northern Colo.	59 61
								199	A	Weber St.	58 57
								199	H	Weber St.	46 61
								202	H	Utah St.	81 67
								203	N	Southeast Mo. St.	65 64
								206	A	Utah Valley	56 47
								254	H	Seattle	83 67
								275	A	Northern Ariz.	62 63
								275	H	Northern Ariz.	71 61
								315	A	Portland St.	64 42
								315	H	Portland St.	71 70
								329	A	Southern Utah	71 67
								329	H	Southern Utah	64 47
LAST 12 Division I GAMES:											
25	A	UTEP	54 67	114	H	North Dakota	57 60				
329	H	Southern Utah	64 47	275	A	Northern Ariz.	62 63				
275	H	Northern Ariz.	71 61	329	A	Southern Utah	71 67				
168	A	Sacramento St.	62 83	199	A	Weber St.	58 57				
315	A	Portland St.	64 42	315	H	Portland St.	71 70				
175	H	Northern Colo.	59 61	168	H	Sacramento St.	59 68				

Non-Div I Games: Colo. Christian 82 56 Montana Tech 82 55

Idaho St.

■ Loss,
 ■ Non-Conf,
 ■ S Site,
 ■ H Home
 ■ A Away
 N Neutral

Ill.-Chicago

Through Games Of Feb. 21, 2016

Average RPI Win:	270	WON-LOST	WINNING	LAST 10	STRENGTH OF	OPP. STRENGTH	TEAM	ADJ.	CONF.	ADJ CONF.
Average RPI Loss:	123	RECORD	PCT. RANK	GAMES	SCHEDULE	OF SCHEDULE	RPI	RPI	RPI	RPI
DIV. I ONLY	12- 14	196	3- 7	230	210	218	218	14	14	
DIV. I NON-CONF.	9- 2	37	0- 0	342	301	173	173	16	16	
TOTALS	RPI 1-25	RPI 26-50	W-L RECORDS	RPI 51-100	RPI 101-150	RPI 150+				
12- 14	0- 0	0- 2	OVERALL	1- 4	0- 3	11- 5				
5- 8	0- 0	0- 1	HOME	1- 2	0- 2	4- 3				
7- 6	0- 0	0- 1	AWAY	0- 2	0- 1	7- 2				
0- 0	0- 0	0- 0	NEUTRAL	0- 0	0- 0	0- 0				
9- 2	0- 0	0- 0	NON-CONFERENCE	1- 2	0- 0	8- 0				
4- 1	0- 0	0- 0	HOME	1- 1	0- 0	3- 0				
5- 1	0- 0	0- 0	AWAY	0- 1	0- 0	5- 0				
0- 0	0- 0	0- 0	NEUTRAL	0- 0	0- 0	0- 0				
3- 12	0- 0	0- 2	CONFERENCE	0- 2	0- 3	3- 5				
1- 7	0- 0	0- 1	HOME	0- 1	0- 2	1- 3				
2- 5	0- 0	0- 1	AWAY	0- 1	0- 1	2- 2				
0- 0	0- 0	0- 0	NEUTRAL	0- 0	0- 0	0- 0				

RPI S	Opponent	Score	RPI S	Opponent	Score	RPI S	Opponent	Score	RPI S	Opponent	Score	Team's RPI: 218
27	A Green Bay	22 64	27	H Green Bay	40 58	57	A Purdue	51 62	132	H Youngstown St.	64 69	
						85	H Central Mich.	66 63	139	A Northern Ky.	53 55	
						98	H Toledo	51 60	139	H Northern Ky.	61 72	
						100	A Wright St.	62 73	153	A Detroit	65 51	
						100	H Wright St.	72 80	153	H Detroit	80 89	
									172	A Milwaukee	53 54	
									172	H Milwaukee	56 62	
									205	A Oakland	73 78	
									205	H Oakland	76 78	
									227	A Western Ill.	78 70	
									243	A Valparaiso	54 50	
									278	H Cleveland St.	80 62	
									296	A Denver	56 46	
									303	A Bradley	66 56	
									319	A Illinois St.	74 65	
									322	H Nevada	70 55	
									331	H Howard	75 48	
									340	A Chicago St.	51 47	
									341	H Eastern Ill.	66 54	
LAST 12 Division I GAMES:												
172	H Milwaukee	56 62	243	A Valparaiso	54 50							
27	H Green Bay	40 58	278	H Cleveland St.	80 62							
205	A Oakland	73 78	132	H Youngstown St.	64 69							
153	A Detroit	65 51	27	A Green Bay	22 64							
100	H Wright St.	72 80	172	A Milwaukee	53 54							
139	H Northern Ky.	61 72	153	H Detroit	80 89							

Non-Div I Games:

Ill.-Chicago

■ Loss,
 ■ Non-Conf, S Site,
 ■ Home
 ■ Away
 N Neutral

Average RPI Win:	168	WON-LOST	WINNING	LAST 10	STRENGTH OF	OPP. STRENGTH	TEAM	ADJ.	CONF.	ADJ CONF.
Average RPI Loss:	59	RECORD	PCT. RANK	GAMES	SCHEDULE	OF SCHEDULE	RPI	RPI	RPI	RPI
DIV. I ONLY	9- 18	263	1- 9	14	55	150	150	5	5	
DIV. I NON-CONF.	7- 4	110	0- 0	12	230	75	75	4	4	
TOTALS	RPI 1-25	RPI 26-50	W-L RECORDS	RPI 51-100	RPI 101-150	RPI 150+				
9- 18	0- 3	1- 4	OVERALL	2- 8	1- 3	5- 0				
8- 9	0- 2	1- 2	HOME	2- 3	1- 2	4- 0				
1- 9	0- 1	0- 2	AWAY	0- 5	0- 1	1- 0				
0- 0	0- 0	0- 0	NEUTRAL	0- 0	0- 0	0- 0				
7- 4	0- 0	1- 2	NON-CONFERENCE	2- 1	1- 1	3- 0				
7- 2	0- 0	1- 1	HOME	2- 1	1- 0	3- 0				
0- 2	0- 0	0- 1	AWAY	0- 0	0- 1	0- 0				
0- 0	0- 0	0- 0	NEUTRAL	0- 0	0- 0	0- 0				
2- 14	0- 3	0- 2	CONFERENCE	0- 7	0- 2	2- 0				
1- 7	0- 2	0- 1	HOME	0- 2	0- 2	1- 0				
1- 7	0- 1	0- 1	AWAY	0- 5	0- 0	1- 0				
0- 0	0- 0	0- 0	NEUTRAL	0- 0	0- 0	0- 0				

RPI 1-25				RPI 26-50				RPI 51-100				RPI 101+ Team's RPI: 150			
RPI	S	Opponent	Score	RPI	S	Opponent	Score	RPI	S	Opponent	Score	RPI	S	Opponent	Score
5	A	Ohio St.	74 117	26	A	Miami (FL)	64 73	52	A	Rutgers	54 67	105	A	Memphis	75 81
5	H	Ohio St.	70 80	29	H	Ohio	62 53	52	H	Rutgers	56 63	106	H	Northwestern	59 69
11	H	Maryland	63 79	39	H	George Washington	57 70	57	A	Purdue	65 69	130	H	Penn St.	56 65
				46	A	Indiana	66 68	66	H	South Dakota	76 85	136	H	Southern Ill.	78 64
				46	H	Indiana	68 80	67	A	Michigan	83 96	179	A	Wisconsin	76 56
								79	A	Minnesota	77 82	179	H	Wisconsin	71 65
								79	H	Minnesota	75 106	215	H	Lehigh	76 67
								84	A	Nebraska	57 73	261	H	Tennessee St.	98 43
								85	H	Central Mich.	74 69	340	H	Chicago St.	67 36
								87	H	UT Martin	94 74				
LAST 12 Division I GAMES:															
5	A	Ohio St.	74 117	5	H	Ohio St.	70 80								
179	A	Wisconsin	76 56	79	A	Minnesota	77 82								
52	H	Rutgers	56 63	130	H	Penn St.	56 65								
46	H	Indiana	68 80	46	A	Indiana	66 68								
67	A	Michigan	83 96	179	H	Wisconsin	71 65								
106	H	Northwestern	59 69	52	A	Rutgers	54 67								

Non-Div I Games:

Illinois

■ Loss,
■ Non-Conf,
■ S Site,
■ H Home
■ A Away
N Neutral

Average RPI Win:	290	WON-LOST	WINNING	LAST 10	STRENGTH OF	OPP. STRENGTH	TEAM	ADJ.	CONF.	ADJ CONF.
Average RPI Loss:	176	RECORD	PCT. RANK	GAMES	SCHEDULE	OF SCHEDULE	RPI	RPI	RPI	RPI
DIV. I ONLY	6- 19	297	3- 7	289	229	319	319	21	21	
DIV. I NON-CONF.	2- 9	296	0- 0	310	269	341	341	17	17	
TOTALS	RPI 1-25	RPI 26-50	W-L RECORDS	RPI 51-100	RPI 101-150	RPI 150+				
6- 19	0- 1	0- 0	OVERALL	0- 1	0- 5	6- 12				
5- 7	0- 0	0- 0	HOME	0- 1	0- 2	5- 4				
1- 10	0- 1	0- 0	AWAY	0- 0	0- 3	1- 6				
0- 2	0- 0	0- 0	NEUTRAL	0- 0	0- 0	0- 2				
2- 9	0- 1	0- 0	NON-CONFERENCE	0- 0	0- 0	2- 8				
2- 3	0- 0	0- 0	HOME	0- 0	0- 0	2- 3				
0- 4	0- 1	0- 0	AWAY	0- 0	0- 0	0- 3				
0- 2	0- 0	0- 0	NEUTRAL	0- 0	0- 0	0- 2				
4- 10	0- 0	0- 0	CONFERENCE	0- 1	0- 5	4- 4				
3- 4	0- 0	0- 0	HOME	0- 1	0- 2	3- 1				
1- 6	0- 0	0- 0	AWAY	0- 0	0- 3	1- 3				
0- 0	0- 0	0- 0	NEUTRAL	0- 0	0- 0	0- 0				

RPI 1-25				RPI 26-50				RPI 51-100				RPI 101+ Team's RPI: 319			
RPI	S	Opponent	Score	RPI	S	Opponent	Score	RPI	S	Opponent	Score	RPI	S	Opponent	Score
22	A	DePaul	41 89					90	H	Missouri St.	51 73	107	A	UNI	51 65
												107	H	UNI	35 61
												109	A	Drake	41 76
												109	H	Drake	58 98
												136	A	Southern Ill.	71 76
												163	A	Yale	47 60
												166	H	SIUE	57 65
												178	A	Loyola Chicago	61 73
												178	H	Loyola Chicago	41 57
												209	A	Indiana St.	56 63
												209	H	Indiana St.	73 62
												218	H	Ill.-Chicago	65 74
												227	H	Western Ill.	64 79
												253	A	Bowling Green	52 70
												257	N	Omaha	56 60
												258	N	Northern Ill.	59 68
												263	A	UTSA	51 77
												271	H	Murray St.	81 76
												288	H	Wichita St.	70 49
												303	A	Bradley	38 52
												303	H	Bradley	54 49
												326	A	Evansville	64 57
												340	H	Chicago St.	57 53
LAST 12 Division I GAMES:															
303	A	Bradley	38 52	326	A	Evansville	64 57								
178	A	Loyola Chicago	61 73	178	H	Loyola Chicago	41 57								
107	H	UNI	35 61	303	H	Bradley	54 49								
109	H	Drake	58 98	109	A	Drake	41 76								
209	H	Indiana St.	73 62	107	A	UNI	51 65								
136	A	Southern Ill.	71 76	209	A	Indiana St.	56 63								

Non-Div I Games:

Illinois St.

■ Loss,
 ■ Non-Conf,
 ■ S Site,
 ■ H Home
 ■ A Away
 N Neutral

Average RPI Win:	262	WON-LOST	WINNING	LAST 10	STRENGTH OF	OPP. STRENGTH	TEAM	ADJ.	CONF.	ADJ CONF.
Average RPI Loss:	207	RECORD	PCT. RANK	GAMES	SCHEDULE	OF SCHEDULE	RPI	RPI	RPI	RPI
DIV. I ONLY	3- 18	334	2- 8	292	280	330	330	27	27	
DIV. I NON-CONF.	0- 7	338	0- 0	215	202	337	337	26	26	
TOTALS	RPI 1-25	RPI 26-50	W-L RECORDS	RPI 51-100	RPI 101-150	RPI 150+				
3- 18	0- 0	0- 1	OVERALL	0- 2	0- 3	3- 12				
0- 10	0- 0	0- 0	HOME	0- 1	0- 2	0- 7				
3- 8	0- 0	0- 1	AWAY	0- 1	0- 1	3- 5				
0- 0	0- 0	0- 0	NEUTRAL	0- 0	0- 0	0- 0				
0- 7	0- 0	0- 1	NON-CONFERENCE	0- 1	0- 1	0- 4				
0- 3	0- 0	0- 0	HOME	0- 0	0- 0	0- 3				
0- 4	0- 0	0- 1	AWAY	0- 1	0- 1	0- 1				
0- 0	0- 0	0- 0	NEUTRAL	0- 0	0- 0	0- 0				
3- 11	0- 0	0- 0	CONFERENCE	0- 1	0- 2	3- 8				
0- 7	0- 0	0- 0	HOME	0- 1	0- 2	0- 4				
3- 4	0- 0	0- 0	AWAY	0- 0	0- 0	3- 4				
0- 0	0- 0	0- 0	NEUTRAL	0- 0	0- 0	0- 0				

RPI S	Opponent	Score	RPI S	Opponent	Score	RPI S	Opponent	Score	RPI S	Opponent	Score	Team's RPI: 330
44	A Colorado St.	37 60	57	A Purdue	27 95	111	H Central Ark.	57 76	128	H Northwestern St.	48 53	
			69	H Abilene Christian	71 86	141	A Texas Tech	55 70	162	A McNeese St.	68 55	
						207	A UTRGV	47 60	207	H UTRGV	50 68	
						212	A Stephen F. Austin	62 74	223	H North Texas	55 62	
						235	H Sam Houston St.	60 65	245	H Houston Baptist	61 62	
						280	H Houston	51 67	285	A Lamar	49 59	
						307	A Southeastern La.	70 66	313	A A&M-Corpus Christi	55 69	
						313	H A&M-Corpus Christi	56 57	317	A Nicholls St.	63 61	
						317	H Nicholls St.	64 66	333	A New Orleans	49 55	
LAST 12 Division I GAMES:												
313	A A&M-Corpus Christi	55 69	317	H Nicholls St.	64 66							
245	H Houston Baptist	61 62	313	H A&M-Corpus Christi	56 57							
111	H Central Ark.	57 76	69	H Abilene Christian	71 86							
212	A Stephen F. Austin	62 74	162	A McNeese St.	68 55							
285	A Lamar	49 59	307	A Southeastern La.	70 66							
317	A Nicholls St.	63 61	128	H Northwestern St.	48 53							

Non-Div I Games: LSU-Alexandria 96 59 Howard Payne 78 65 Sul Ross St. 54 35 Trinity (TX) 55 61 Incarnate Word

Loss, Non-Conf, S Site, H Home A Away N Neutral

Average RPI Win:	133	WON-LOST	WINNING	LAST 10	STRENGTH OF	OPP. STRENGTH	TEAM	ADJ.	CONF.	ADJ CONF.
Average RPI Loss:	50	RECORD	PCT. RANK	GAMES	SCHEDULE	OF SCHEDULE	RPI	RPI	RPI	RPI
DIV. I ONLY	18- 10	91	8- 2	56	23	46	46	5	5	
DIV. I NON-CONF.	8- 4	99	0- 0	63	57	62	62	4	4	
TOTALS	RPI 1-25	RPI 26-50	W-L RECORDS	RPI 51-100	RPI 101-150	RPI 150+				
18- 10	1- 3	0- 3	OVERALL	7- 3	4- 0	6- 1				
13- 0	1- 0	0- 0	HOME	7- 0	2- 0	3- 0				
4- 7	0- 3	0- 0	AWAY	0- 3	2- 0	2- 1				
1- 3	0- 0	0- 3	NEUTRAL	0- 0	0- 0	1- 0				
8- 4	0- 1	0- 3	NON-CONFERENCE	2- 0	1- 0	5- 0				
5- 0	0- 0	0- 0	HOME	2- 0	1- 0	2- 0				
2- 1	0- 1	0- 0	AWAY	0- 0	0- 0	2- 0				
1- 3	0- 0	0- 3	NEUTRAL	0- 0	0- 0	1- 0				
10- 6	1- 2	0- 0	CONFERENCE	5- 3	3- 0	1- 1				
8- 0	1- 0	0- 0	HOME	5- 0	1- 0	1- 0				
2- 6	0- 2	0- 0	AWAY	0- 3	2- 0	0- 1				
0- 0	0- 0	0- 0	NEUTRAL	0- 0	0- 0	0- 0				

RPI 1-25				RPI 26-50				Team's RPI: 46	RPI 51-100				RPI 101+			
RPI	S	Opponent	Score	RPI	S	Opponent	Score		RPI	S	Opponent	Score	RPI	S	Opponent	Score
5	A	Ohio St.	70 97	26	N	Miami (FL)	75 89		51	H	Chattanooga	54 43	106	A	Northwestern	91 84
11	A	Maryland	63 86	29	N	Ohio	56 63		52	H	Rutgers	64 48	112	H	Samford	65 56
22	A	DePaul	69 84	36	N	West Virginia	64 75		55	A	Iowa	73 76	150	A	Illinois	80 68
23	H	Michigan St.	81 65						55	H	Iowa	79 74	150	H	Illinois	68 66
									57	A	Purdue	53 63	163	H	Yale	76 60
									67	H	Michigan	77 69	179	A	Wisconsin	69 73
									75	H	Georgia Tech	69 60	179	H	Wisconsin	67 57
									79	A	Minnesota	76 78	209	A	Indiana St.	53 50
									79	H	Minnesota	93 79	261	H	Tennessee St.	88 56
									84	H	Nebraska	59 47	269	N	Austin Peay	90 58
													316	A	IPFW	79 72
LAST 12 Division I GAMES:																
55	A	Iowa	73 76	11	A	Maryland	63 86									
79	H	Minnesota	93 79	52	H	Rutgers	64 48									
179	H	Wisconsin	67 57	106	A	Northwestern	91 84									
150	A	Illinois	80 68	150	H	Illinois	68 66									
84	H	Nebraska	59 47	79	A	Minnesota	76 78									
55	H	Iowa	79 74	23	H	Michigan St.	81 65									

Non-Div I Games:

Indiana

Average RPI Win:	252	WON-LOST	WINNING	LAST 10	STRENGTH OF	OPP. STRENGTH	TEAM	ADJ.	CONF.	ADJ CONF.
Average RPI Loss:	138	RECORD	PCT. RANK	GAMES	SCHEDULE	OF SCHEDULE	RPI	RPI	RPI	RPI
DIV. I ONLY	12- 13	185	6- 4	218	230	209	209	21	21	
DIV. I NON-CONF.	4- 7	222	0- 0	191	245	224	224	17	17	
TOTALS	RPI 1-25	RPI 26-50	W-L RECORDS	RPI 51-100	RPI 101-150	RPI 150+				
12- 13	0- 0	0- 1	OVERALL	0- 3	1- 6	11- 3				
7- 5	0- 0	0- 1	HOME	0- 2	1- 1	6- 1				
5- 7	0- 0	0- 0	AWAY	0- 1	0- 5	5- 1				
0- 1	0- 0	0- 0	NEUTRAL	0- 0	0- 0	0- 1				
4- 7	0- 0	0- 1	NON-CONFERENCE	0- 2	0- 2	4- 2				
2- 3	0- 0	0- 1	HOME	0- 1	0- 0	2- 1				
2- 3	0- 0	0- 0	AWAY	0- 1	0- 2	2- 0				
0- 1	0- 0	0- 0	NEUTRAL	0- 0	0- 0	0- 1				
8- 6	0- 0	0- 0	CONFERENCE	0- 1	1- 4	7- 1				
5- 2	0- 0	0- 0	HOME	0- 1	1- 1	4- 0				
3- 4	0- 0	0- 0	AWAY	0- 0	0- 3	3- 1				
0- 0	0- 0	0- 0	NEUTRAL	0- 0	0- 0	0- 0				

RPI S	Opponent	Score	RPI S	Opponent	Score	RPI S	Opponent	Score	RPI S	Opponent	Score	Team's RPI: 209
46	H Indiana	50 53	58	H Saint Louis	52 62	107	A UNI	42 53				
			85	A Central Mich.	65 85	107	H UNI	45 61				
			90	H Missouri St.	51 59	109	A Drake	55 80				
						109	H Drake	68 53				
						126	A IUPUI	43 68				
						136	A Southern Ill.	64 76				
						139	A Northern Ky.	67 73				
						178	A Loyola Chicago	74 71				
						178	H Loyola Chicago	62 48				
						183	H Butler	70 63				
						190	A Tulsa	67 63				
						212	N Stephen F. Austin	62 71				
						257	H Omaha	50 51				
						288	H Wichita St.	59 33				
						301	A UMKC	77 47				
						303	A Bradley	68 59				
						303	H Bradley	59 37				
						319	A Illinois St.	62 73				
						319	H Illinois St.	63 56				
						326	A Evansville	59 44				
						341	H Eastern Ill.	60 42				
LAST 12 Division I GAMES:												
178	A Loyola Chicago	74 71	136	A Southern Ill.	64 76							
303	A Bradley	68 59	303	H Bradley	59 37							
109	H Drake	68 53	178	H Loyola Chicago	62 48							
107	H UNI	45 61	107	A UNI	42 53							
319	A Illinois St.	62 73	109	A Drake	55 80							
326	A Evansville	59 44	319	H Illinois St.	63 56							

Non-Div I Games:

Indiana St.

■ Loss,
■ Non-Conf,
■ S Site,
■ H Home
■ A Away
N Neutral

Average RPI Win:	243	WON-LOST	WINNING	LAST 10	STRENGTH OF	OPP. STRENGTH	TEAM	ADJ.	CONF.	ADJ CONF.
Average RPI Loss:	114	RECORD	PCT. RANK	GAMES	SCHEDULE	OF SCHEDULE	RPI	RPI	RPI	RPI
DIV. I ONLY	19- 10	83	9- 1	250	174	121	121	23	23	
DIV. I NON-CONF.	4- 7	222	0- 0	130	22	176	176	24	24	
TOTALS	RPI 1-25	RPI 26-50	W-L RECORDS	RPI 51-100	RPI 101-150	RPI 150+				
19- 10	0- 0	0- 2	OVERALL	0- 3	1- 2	18- 3				
10- 1	0- 0	0- 0	HOME	0- 1	0- 0	10- 0				
8- 7	0- 0	0- 1	AWAY	0- 2	1- 2	7- 2				
1- 2	0- 0	0- 1	NEUTRAL	0- 0	0- 0	1- 1				
4- 7	0- 0	0- 2	NON-CONFERENCE	0- 2	1- 2	3- 1				
2- 1	0- 0	0- 0	HOME	0- 1	0- 0	2- 0				
1- 4	0- 0	0- 1	AWAY	0- 1	1- 2	0- 0				
1- 2	0- 0	0- 1	NEUTRAL	0- 0	0- 0	1- 1				
15- 3	0- 0	0- 0	CONFERENCE	0- 1	0- 0	15- 2				
8- 0	0- 0	0- 0	HOME	0- 0	0- 0	8- 0				
7- 3	0- 0	0- 0	AWAY	0- 1	0- 0	7- 2				
0- 0	0- 0	0- 0	NEUTRAL	0- 0	0- 0	0- 0				

RPI 1-25			RPI 26-50			RPI 51-100			RPI 101+ Team's RPI: 121		
RPI	S	Opponent	Score	RPI	S	RPI	S	Opponent	Score	RPI	S
				39	A	52	A	Saint Joseph's	81 75	104	A
				42	N	80	H	North Carolina	52 64	124	A
						99	A	Stony Brook	53 58	142	A
								ETSU	56 50	157	H
								Yale	48 63	163	N
								Marist	61 62	171	A
								Marist	69 49	171	H
								Fairfield	56 46	198	A
								Canisius	79 76	210	A
								Canisius	79 56	210	H
								Siena	64 51	220	A
								Siena	63 51	220	H
								North Texas	62 51	223	H
								Manhattan	56 63	229	A
								Manhattan	67 56	229	H
								Monmouth	64 49	251	A
								Monmouth	68 56	251	H
								Rider	67 48	286	A
								Rider	59 46	286	H
								Niagara	73 52	308	A
								Niagara	73 46	308	H
								Fairleigh Dickinson	77 54	312	N
								Saint Peter's	65 51	334	A
								Saint Peter's	64 50	334	H
LAST 12 Division I GAMES:											
				334	H	210	A	Canisius	79 76		
				220	H	308	A	Niagara	73 52		
				99	A	251	A	Monmouth	64 49		
				220	A	308	H	Niagara	73 46		
				286	A	229	A	Manhattan	56 63		
				251	H	171	A	Marist	61 62		

Non-Div I Games:

Iona

■ Loss,
 ■ Non-Conf,
 ■ S Site,
 ■ H Home
 ■ A Away
 N Neutral

Average RPI Win:	131	WON-LOST	WINNING	LAST 10	STRENGTH OF	OPP. STRENGTH	TEAM	ADJ.	CONF.	ADJ CONF.
Average RPI Loss:	52	RECORD	PCT. RANK	GAMES	SCHEDULE	OF SCHEDULE	RPI	RPI	RPI	RPI
DIV. I ONLY	17- 11	110	4- 6	24	45	55	55	5	5	
DIV. I NON-CONF.	10- 2	33	0- 0	80	148	27	27	4	4	
TOTALS	RPI 1-25	RPI 26-50	W-L RECORDS	RPI 51-100	RPI 101-150	RPI 150+				
17- 11	0- 4	1- 2	OVERALL	7- 4	4- 1	5- 0				
10- 4	0- 3	1- 0	HOME	4- 0	2- 1	3- 0				
5- 6	0- 1	0- 1	AWAY	2- 4	2- 0	1- 0				
2- 1	0- 0	0- 1	NEUTRAL	1- 0	0- 0	1- 0				
10- 2	0- 0	0- 1	NON-CONFERENCE	3- 1	3- 0	4- 0				
6- 0	0- 0	0- 0	HOME	1- 0	2- 0	3- 0				
2- 1	0- 0	0- 0	AWAY	1- 1	1- 0	0- 0				
2- 1	0- 0	0- 1	NEUTRAL	1- 0	0- 0	1- 0				
7- 9	0- 4	1- 1	CONFERENCE	4- 3	1- 1	1- 0				
4- 4	0- 3	1- 0	HOME	3- 0	0- 1	0- 0				
3- 5	0- 1	0- 1	AWAY	1- 3	1- 0	1- 0				
0- 0	0- 0	0- 0	NEUTRAL	0- 0	0- 0	0- 0				

RPI	S	Opponent	Score	RPI	S	Opponent	Score	RPI	S	Opponent	Score	RPI	S	Opponent	Score
5	H	Ohio St.	81 98	39	N	George Washington	77 81	52	H	Rutgers	69 65	106	A	Northwestern	79 64
11	H	Maryland	56 76	46	A	Indiana	74 79	57	A	Purdue	73 90	107	A	UNI	80 65
23	A	Michigan St.	73 80	46	H	Indiana	76 73	57	H	Purdue	63 55	109	H	Drake	89 76
23	H	Michigan St.	69 74					67	A	Michigan	75 82	114	H	North Dakota	83 61
								67	H	Michigan	85 69	130	H	Penn St.	69 82
								79	A	Minnesota	76 78	179	A	Wisconsin	57 54
								84	A	Nebraska	74 68	221	H	Robert Morris	69 50
								87	H	UT Martin	62 56	227	H	Western Ill.	96 81
								91	A	Virginia	85 73	280	N	Houston	64 50
								96	A	Iowa St.	66 69	303	H	Bradley	60 53
								100	N	Wright St.	83 77				
LAST 12 Division I GAMES:															
46	H	Indiana	76 73	106	A	Northwestern	79 64								
57	H	Purdue	63 55	67	H	Michigan	85 69								
79	A	Minnesota	76 78	57	A	Purdue	73 90								
5	H	Ohio St.	81 98	130	H	Penn St.	69 82								
23	H	Michigan St.	69 74	23	A	Michigan St.	73 80								
46	A	Indiana	74 79	179	A	Wisconsin	57 54								

Non-Div I Games:

Iowa

Average RPI Win:	175	WON-LOST	WINNING	LAST 10	STRENGTH OF	OPP. STRENGTH	TEAM	ADJ.	CONF.	ADJ CONF.
Average RPI Loss:	55	RECORD	PCT. RANK	GAMES	SCHEDULE	OF SCHEDULE	RPI	RPI	RPI	RPI
DIV. I ONLY	13- 13	169	2- 8	51	36	96	96	3	3	
DIV. I NON-CONF.	8- 3	77	0- 0	197	186	113	113	3	3	
TOTALS	RPI 1-25	RPI 26-50	W-L RECORDS	RPI 51-100	RPI 101-150	RPI 150+				
13- 13	1- 5	1- 2	OVERALL	1- 3	2- 3	8- 0				
9- 4	1- 2	0- 1	HOME	1- 1	1- 0	6- 0				
3- 7	0- 3	1- 1	AWAY	0- 1	1- 2	1- 0				
1- 2	0- 0	0- 0	NEUTRAL	0- 1	0- 1	1- 0				
8- 3	0- 0	0- 0	NON-CONFERENCE	1- 1	1- 2	6- 0				
6- 0	0- 0	0- 0	HOME	1- 0	0- 0	5- 0				
1- 1	0- 0	0- 0	AWAY	0- 0	1- 1	0- 0				
1- 2	0- 0	0- 0	NEUTRAL	0- 1	0- 1	1- 0				
5- 10	1- 5	1- 2	CONFERENCE	0- 2	1- 1	2- 0				
3- 4	1- 2	0- 1	HOME	0- 1	1- 0	1- 0				
2- 6	0- 3	1- 1	AWAY	0- 1	0- 1	1- 0				
0- 0	0- 0	0- 0	NEUTRAL	0- 0	0- 0	0- 0				

RPI	S	Opponent	Score	RPI	S	Opponent	Score	RPI	S	Opponent	Score	RPI	S	Opponent	Score
4	A	Baylor	41 78	33	H	Oklahoma	71 77	53	N	Duke	48 86	107	A	UNI	84 75
4	H	Baylor	61 77	36	A	West Virginia	47 57	55	H	Iowa	69 66	109	A	Drake	70 74
6	A	Texas	54 75	48	A	Kansas St.	84 79	86	A	TCU	69 79	137	N	Idaho	65 97
6	H	Texas	49 65					86	H	TCU	62 72	141	A	Texas Tech	66 69
18	A	Oklahoma St.	76 79									141	H	Texas Tech	77 48
18	H	Oklahoma St.	49 42									158	H	Hampton	95 59
												165	H	Southern U.	86 46
												216	A	Kansas	63 53
												216	H	Kansas	65 49
												222	N	Texas St.	83 61
												275	H	Northern Ariz.	79 63
												311	H	Alcorn	91 41
												342	H	Ark.-Pine Bluff	70 41
LAST 12 Division I GAMES:															
4	A	Baylor	41 78	33	H	Oklahoma	71 77	86	H	TCU	62 72	4	H	Baylor	61 77
141	H	Texas Tech	77 48	86	H	TCU	62 72	18	A	Oklahoma St.	76 79	141	A	Texas Tech	66 69
86	A	TCU	69 79	36	A	West Virginia	47 57	216	H	Kansas	65 49				
6	H	Texas	49 65												
216	A	Kansas	63 53												

Non-Div I Games:

Iowa St.

■ Loss,
 ■ Non-Conf,
 ■ S Site,
 ■ H Home
 ■ A Away
 N Neutral

Average RPI Win:	312	WON-LOST	WINNING	LAST 10	STRENGTH OF	OPP. STRENGTH	TEAM	ADJ.	CONF.	ADJ CONF.
Average RPI Loss:	208	RECORD	PCT. RANK	GAMES	SCHEDULE	OF SCHEDULE	RPI	RPI	RPI	RPI
DIV. I ONLY	9- 13	227	3- 7	340	345	299	299	32	32	
DIV. I NON-CONF.	3- 5	218	0- 0	334	252	297	297	31	31	
TOTALS	RPI 1-25	RPI 26-50	W-L RECORDS	RPI 51-100	RPI 101-150	RPI 150+				
9- 13	0- 1	0- 0	OVERALL	0- 1	0- 1	9- 10				
5- 5	0- 0	0- 0	HOME	0- 0	0- 0	5- 5				
4- 8	0- 1	0- 0	AWAY	0- 1	0- 1	4- 5				
0- 0	0- 0	0- 0	NEUTRAL	0- 0	0- 0	0- 0				
3- 5	0- 1	0- 0	NON-CONFERENCE	0- 1	0- 1	3- 2				
2- 1	0- 0	0- 0	HOME	0- 0	0- 0	2- 1				
1- 4	0- 1	0- 0	AWAY	0- 1	0- 1	1- 1				
0- 0	0- 0	0- 0	NEUTRAL	0- 0	0- 0	0- 0				
6- 8	0- 0	0- 0	CONFERENCE	0- 0	0- 0	6- 8				
3- 4	0- 0	0- 0	HOME	0- 0	0- 0	3- 4				
3- 4	0- 0	0- 0	AWAY	0- 0	0- 0	3- 4				
0- 0	0- 0	0- 0	NEUTRAL	0- 0	0- 0	0- 0				

RPI 1-25				RPI 26-50				RPI 51-100				RPI 101+ Team's RPI: 299			
RPI	S	Opponent	Score	RPI	S	Opponent	Score	RPI	S	Opponent	Score	RPI	S	Opponent	Score
15	A	Kentucky	24 92					83	A	Tulane	49 92	128	A	Northwestern St.	54 59
												165	A	Southern U.	57 84
												165	H	Southern U.	57 66
												181	A	Grambling	61 75
												181	H	Grambling	58 79
												244	A	Texas Southern	47 66
												244	H	Texas Southern	36 62
												281	H	Alabama St.	70 69
												282	A	Prairie View	77 67
												282	H	Prairie View	52 62
												289	H	Jacksonville St.	71 65
												307	A	Southeastern La.	79 72
												311	A	Alcorn	73 66
												311	H	Alcorn	79 65
												333	A	New Orleans	68 85
												335	H	Lipscomb	53 52
												340	H	Chicago St.	59 76
												342	A	Ark.-Pine Bluff	66 71
												347	H	Alabama A&M	59 58
												348	A	Mississippi Val.	72 46
LAST 12 Division I GAMES:															
181	A	Grambling	61 75	348	A	Mississippi Val.	72 46								
282	A	Prairie View	77 67	181	H	Grambling	58 79								
244	A	Texas Southern	47 66	282	H	Prairie View	52 62								
165	H	Southern U.	57 66	244	H	Texas Southern	36 62								
311	H	Alcorn	79 65	165	A	Southern U.	57 84								
342	A	Ark.-Pine Bluff	66 71	311	A	Alcorn	73 66								

Non-Div I Games: Fisk 78 58 Blue Mountain 74 52 Mobile 100 57

Jackson St.

Average RPI Win: 288		WON-LOST	WINNING	LAST 10	STRENGTH OF	OPP. STRENGTH	TEAM	ADJ.	CONF.	ADJ CONF.
Average RPI Loss: 116		RECORD	PCT. RANK	GAMES	SCHEDULE	OF SCHEDULE	RPI	RPI	RPI	RPI
DIV. I ONLY		15- 10	112	7- 3	277	271	152	152	29	29
DIV. I NON-CONF.		6- 7	176	0- 0	231	227	195	195	28	28
TOTALS	RPI 1-25		RPI 26-50		W-L RECORDS		RPI 51-100		RPI 101-150	RPI 150+
15- 10	0- 2		0- 1		OVERALL		0- 2		0- 2	15- 3
8- 1	0- 0		0- 0		HOME		0- 1		0- 0	8- 0
6- 8	0- 1		0- 1		AWAY		0- 0		0- 1	6- 0
1- 1	0- 0		0- 0		NEUTRAL		0- 0		0- 0	1- 1
6- 7	0- 2		0- 1		NON-CONFERENCE		0- 0		0- 2	6- 2
4- 0	0- 0		0- 0		HOME		0- 0		0- 0	4- 0
1- 6	0- 2		0- 1		AWAY		0- 0		0- 2	1- 1
1- 1	0- 0		0- 0		NEUTRAL		0- 0		0- 0	1- 1
9- 3	0- 0		0- 0		CONFERENCE		0- 2		0- 0	9- 1
4- 1	0- 0		0- 0		HOME		0- 1		0- 0	4- 0
5- 2	0- 0		0- 0		AWAY		0- 1		0- 0	5- 1
0- 0	0- 0		0- 0		NEUTRAL		0- 0		0- 0	0- 0

RPI 1-25					RPI 26-50					RPI 51-100					RPI 101+					Team's RPI: 152	
RPI	S	Opponent	Score		RPI	S	Opponent	Score		RPI	S	Opponent	Score		RPI	S	Opponent	Score			
14	A	Florida St.	60	77	37	A	South Fla.	52	74	63	A	FGCU	39	58	113	A	Wake Forest	51	57		
17	A	Syracuse	49	65						63	H	FGCU	55	59	148	A	UT Arlington	54	56		
															196	A	Stetson	61	66		
															196	H	Stetson	69	49		
															204	A	USC Upstate	49	43		
															226	N	Dartmouth	51	44		
															253	N	Bowling Green	69	72		
															256	A	UNCW	49	51		
															260	A	Bethune-Cookman	63	53		
															271	H	Murray St.	79	54		
															293	A	Kennesaw St.	67	42		
															293	H	Kennesaw St.	78	63		
															294	H	Savannah St.	65	52		
															300	H	FIU	80	44		
															310	H	South Carolina St.	79	47		
															324	A	North Florida	73	39		
															335	A	Lipscomb	76	55		
															335	H	Lipscomb	81	51		
															343	A	NJIT	65	36		
															343	H	NJIT	68	37		
LAST 12 Division I GAMES:																					
					343	H	NJIT	68	37	196	H	Stetson	69	49							
					335	A	Lipscomb	76	55	343	A	NJIT	65	36							
					293	A	Kennesaw St.	67	42	204	A	USC Upstate	49	43							
					63	H	FGCU	55	59	293	H	Kennesaw St.	78	63							
					196	A	Stetson	61	66	335	H	Lipscomb	81	51							
					63	A	FGCU	39	58	324	A	North Florida	73	39							

Non-Div I Games:	Edward Waters	90	51	Thomas (GA)	88	50
------------------	---------------	----	----	-------------	----	----

Jacksonville

Loss, Non-Conf, S Site, H Home A Away N Neutral

Average RPI Win:	283	WON-LOST	WINNING	LAST 10	STRENGTH OF	OPP. STRENGTH	TEAM	ADJ.	CONF.	ADJ CONF.
Average RPI Loss:	189	RECORD	PCT. RANK	GAMES	SCHEDULE	OF SCHEDULE	RPI	RPI	RPI	RPI
DIV. I ONLY	9- 17	259	3- 7	301	290	289	289	24	24	
DIV. I NON-CONF.	4- 7	222	0- 0	295	329	278	278	23	23	
TOTALS	RPI 1-25	RPI 26-50	W-L RECORDS	RPI 51-100	RPI 101-150	RPI 150+				
9- 17	0- 0	0- 0	OVERALL	0- 2	0- 5	9- 10				
6- 5	0- 0	0- 0	HOME	0- 1	0- 2	6- 2				
3- 12	0- 0	0- 0	AWAY	0- 1	0- 3	3- 8				
0- 0	0- 0	0- 0	NEUTRAL	0- 0	0- 0	0- 0				
4- 7	0- 0	0- 0	NON-CONFERENCE	0- 1	0- 3	4- 3				
3- 1	0- 0	0- 0	HOME	0- 0	0- 1	3- 0				
1- 6	0- 0	0- 0	AWAY	0- 1	0- 2	1- 3				
0- 0	0- 0	0- 0	NEUTRAL	0- 0	0- 0	0- 0				
5- 10	0- 0	0- 0	CONFERENCE	0- 1	0- 2	5- 7				
3- 4	0- 0	0- 0	HOME	0- 1	0- 1	3- 2				
2- 6	0- 0	0- 0	AWAY	0- 0	0- 1	2- 5				
0- 0	0- 0	0- 0	NEUTRAL	0- 0	0- 0	0- 0				

RPI 1-25			RPI 26-50			RPI 51-100			RPI 101+ Team's RPI: 289		
RPI	S	Opponent	Score	RPI	S	Opponent	Score	RPI	S	Opponent	Score
								57	A	Purdue	48 67
								87	H	UT Martin	53 63
								101	A	Belmont	42 56
								101	H	Belmont	32 44
								105	A	Memphis	55 70
								110	A	Mercer	39 46
								112	H	Samford	39 50
								166	H	SIUE	57 62
								184	A	Eastern Ky.	56 54
								184	H	Eastern Ky.	50 76
								203	A	Southeast Mo. St.	47 61
								261	A	Tennessee St.	40 50
								261	H	Tennessee St.	69 55
								269	A	Austin Peay	59 61
								271	A	Murray St.	74 71
								273	A	Tennessee Tech	49 51
								273	H	Tennessee Tech	55 46
								276	A	Ga. Southern	56 60
								293	H	Kennesaw St.	61 52
								294	H	Savannah St.	50 35
								299	A	Jackson St.	65 71
								304	A	Morehead St.	63 67
								305	A	Wofford	54 66
								311	H	Alcorn	67 65
								317	A	Nicholls St.	63 49
								341	H	Eastern Ill.	60 52
LAST 12 Division I GAMES:											
261	A	Tennessee St.	40 50	184	A	Eastern Ky.	56 54				
184	H	Eastern Ky.	50 76	304	A	Morehead St.	63 67				
273	A	Tennessee Tech	49 51	101	H	Belmont	32 44				
101	A	Belmont	42 56	87	H	UT Martin	53 63				
273	H	Tennessee Tech	55 46	203	A	Southeast Mo. St.	47 61				
261	H	Tennessee St.	69 55	271	A	Murray St.	74 71				

Non-Div I Games: Tuskegee 74 47

Jacksonville St.

Average RPI Win: 180	WON-LOST	WINNING	LAST 10	STRENGTH OF	OPP. STRENGTH	TEAM	ADJ.	CONF.	ADJ CONF.
Average RPI Loss: 55	RECORD	PCT. RANK	GAMES	SCHEDULE	OF SCHEDULE	RPI	RPI	RPI	RPI
DIV. I ONLY	20- 5	31	10- 0	99	102	40	40	13	13
DIV. I NON-CONF.	7- 4	110	0- 0	100	44	85	85	12	12
TOTALS	RPI 1-25	RPI 26-50	W-L RECORDS	RPI 51-100	RPI 101-150	RPI 150+			
20- 5	0- 2	0- 2	OVERALL	5- 0	1- 0	14- 1			
13- 0	0- 0	0- 0	HOME	2- 0	1- 0	10- 0			
7- 3	0- 1	0- 1	AWAY	3- 0	0- 0	4- 1			
0- 2	0- 1	0- 1	NEUTRAL	0- 0	0- 0	0- 0			
7- 4	0- 2	0- 2	NON-CONFERENCE	0- 0	1- 0	6- 0			
5- 0	0- 0	0- 0	HOME	0- 0	1- 0	4- 0			
2- 2	0- 1	0- 1	AWAY	0- 0	0- 0	2- 0			
0- 2	0- 1	0- 1	NEUTRAL	0- 0	0- 0	0- 0			
13- 1	0- 0	0- 0	CONFERENCE	5- 0	0- 0	8- 1			
8- 0	0- 0	0- 0	HOME	2- 0	0- 0	6- 0			
5- 1	0- 0	0- 0	AWAY	3- 0	0- 0	2- 1			
0- 0	0- 0	0- 0	NEUTRAL	0- 0	0- 0	0- 0			

RPI 1-25				RPI 26-50				Team's RPI: 40				RPI 51-100				RPI 101+			
RPI	S	Opponent	Score	RPI	S	Opponent	Score	RPI	S	Opponent	Score	RPI	S	Opponent	Score	RPI	S	Opponent	Score
4	N	Baylor	63 77	35	A	St. Bonaventure	45 56	74	A	Hofstra	71 54	117	H	Liberty	72 56				
9	A	UCLA	61 90	36	N	West Virginia	62 69	74	H	Hofstra	57 42	158	A	Hampton	68 56				
								81	A	Drexel	59 55	160	A	Northeastern	61 52				
								81	H	Drexel	67 56	160	H	Northeastern	85 62				
								97	A	Elon	81 76	167	H	Davidson	87 45				
												169	H	Delaware	75 55				
												187	A	Richmond	73 47				
												193	A	William & Mary	59 65				
												193	H	William & Mary	83 63				
												228	H	Col. of Charleston	83 61				
												234	H	Morgan St.	92 31				
												256	H	UNCW	60 40				
												270	H	American	74 45				
												284	A	Towson	64 57				
												284	H	Towson	61 45				
												320	H	Longwood	88 30				
LAST 12 Division I GAMES:																			
284	H	Towson	61 45	256	H	UNCW	60 40												
193	H	William & Mary	83 63	169	H	Delaware	75 55												
74	H	Hofstra	57 42	284	A	Towson	64 57												
81	A	Drexel	59 55	160	H	Northeastern	85 62												
160	A	Northeastern	61 52	81	H	Drexel	67 56												
74	A	Hofstra	71 54	97	A	Elon	81 76												

Non-Div I Games:

James Madison

■ Loss,
 ■ Non-Conf, S Site,
 ■ Home
 ■ Away
 N Neutral

Kansas

Through Games Of Feb. 21, 2016

Average RPI Win:	196	WON-LOST	WINNING	LAST 10	STRENGTH OF	OPP. STRENGTH	TEAM	ADJ.	CONF.	ADJ CONF.
Average RPI Loss:	74	RECORD	PCT. RANK	GAMES	SCHEDULE	OF SCHEDULE	RPI	RPI	RPI	RPI
DIV. I ONLY	5- 21	312	0- 10	18	42	216	216	3	3	
DIV. I NON-CONF.	5- 6	180	0- 0	211	190	240	240	3	3	
TOTALS	RPI 1-25	RPI 26-50	W-L RECORDS	RPI 51-100	RPI 101-150	RPI 150+				
5- 21	0- 5	0- 7	OVERALL	0- 4	2- 3	3- 2				
4- 12	0- 3	0- 4	HOME	0- 3	2- 1	2- 1				
0- 9	0- 2	0- 3	AWAY	0- 1	0- 2	0- 1				
1- 0	0- 0	0- 0	NEUTRAL	0- 0	0- 0	1- 0				
5- 6	0- 0	0- 1	NON-CONFERENCE	0- 1	2- 2	3- 2				
4- 4	0- 0	0- 1	HOME	0- 1	2- 1	2- 1				
0- 2	0- 0	0- 0	AWAY	0- 0	0- 1	0- 1				
1- 0	0- 0	0- 0	NEUTRAL	0- 0	0- 0	1- 0				
0- 15	0- 5	0- 6	CONFERENCE	0- 3	0- 1	0- 0				
0- 8	0- 3	0- 3	HOME	0- 2	0- 0	0- 0				
0- 7	0- 2	0- 3	AWAY	0- 1	0- 1	0- 0				
0- 0	0- 0	0- 0	NEUTRAL	0- 0	0- 0	0- 0				

RPI 1-25				RPI 26-50				RPI 51-100				RPI 101+ Team's RPI: 216			
RPI	S	Opponent	Score	RPI	S	Opponent	Score	RPI	S	Opponent	Score	RPI	S	Opponent	Score
4	A	Baylor	49 81	33	A	Oklahoma	44 67	73	H	Washington St.	53 66	105	H	Memphis	72 63
4	H	Baylor	40 58	33	H	Oklahoma	66 72	86	H	TCU	44 70	134	A	Arizona	52 67
6	A	Texas	46 70	36	A	West Virginia	35 72	96	A	Iowa St.	49 65	140	H	Creighton	67 54
6	H	Texas	38 75	36	H	West Virginia	45 65	96	H	Iowa St.	53 63	141	A	Texas Tech	44 54
18	H	Oklahoma St.	46 74	45	H	St. John's (NY)	71 86					146	H	Oral Roberts	63 70
				48	A	Kansas St.	67 81					170	A	SMU	64 73
				48	H	Kansas St.	46 59					233	H	Navy	61 54
												244	H	Texas Southern	72 65
												258	N	Northern Ill.	66 58
												301	H	UMKC	44 47
LAST 12 Division I GAMES:															
33	H	Oklahoma	66 72	6	A	Texas	46 70								
86	H	TCU	44 70	18	H	Oklahoma St.	46 74								
48	A	Kansas St.	67 81	48	H	Kansas St.	46 59								
4	A	Baylor	49 81	36	A	West Virginia	35 72								
96	H	Iowa St.	53 63	6	H	Texas	38 75								
141	A	Texas Tech	44 54	96	A	Iowa St.	49 65								

Non-Div I Games:

Kansas

Loss, Non-Conf, S Site, H Home A Away N Neutral

Average RPI Win: 310	WON-LOST	WINNING	LAST 10	STRENGTH OF	OPP. STRENGTH	TEAM	ADJ.	CONF.	ADJ CONF.
Average RPI Loss: 176	RECORD	PCT. RANK	GAMES	SCHEDULE	OF SCHEDULE	RPI	RPI	RPI	RPI
DIV. I ONLY	9- 17	259	3- 7	278	309	293	293	29	29
DIV. I NON-CONF.	4- 10	253	0- 0	267	321	307	307	28	28
TOTALS	RPI 1-25	RPI 26-50	W-L RECORDS	RPI 51-100	RPI 101-150	RPI 150+			
9- 17	0- 2	0- 0	OVERALL	0- 2	0- 2	9- 11			
7- 6	0- 0	0- 0	HOME	0- 1	0- 1	7- 4			
2- 11	0- 2	0- 0	AWAY	0- 1	0- 1	2- 7			
0- 0	0- 0	0- 0	NEUTRAL	0- 0	0- 0	0- 0			
4- 10	0- 2	0- 0	NON-CONFERENCE	0- 0	0- 2	4- 6			
4- 2	0- 0	0- 0	HOME	0- 0	0- 1	4- 1			
0- 8	0- 2	0- 0	AWAY	0- 0	0- 1	0- 5			
0- 0	0- 0	0- 0	NEUTRAL	0- 0	0- 0	0- 0			
5- 7	0- 0	0- 0	CONFERENCE	0- 2	0- 0	5- 5			
3- 4	0- 0	0- 0	HOME	0- 1	0- 0	3- 3			
2- 3	0- 0	0- 0	AWAY	0- 1	0- 0	2- 2			
0- 0	0- 0	0- 0	NEUTRAL	0- 0	0- 0	0- 0			

RPI 1-25				RPI 26-50				RPI 51-100				RPI 101+ Team's RPI: 293			
RPI	S	Opponent	Score	RPI	S	Opponent	Score	RPI	S	Opponent	Score	RPI	S	Opponent	Score
20	A	Georgia	34 89					63	A	FGCU	41 63	110	H	Mercer	61 72
21	A	Florida	57 84					63	H	FGCU	47 78	147	A	Xavier	59 62
												152	A	Jacksonville	63 78
												152	H	Jacksonville	42 67
												196	H	Stetson	54 57
												204	A	USC Upstate	57 66
												204	H	USC Upstate	53 61
												211	A	Gardner-Webb	56 70
												214	H	Presbyterian	49 47
												268	H	Georgia St.	62 66
												269	H	Austin Peay	73 65
												289	A	Jacksonville St.	52 61
												291	A	Florida A&M	67 69
												304	A	Morehead St.	77 83
												305	A	Wofford	59 70
												309	H	Western Caro.	65 53
												324	A	North Florida	70 55
												324	H	North Florida	76 54
												333	H	New Orleans	60 53
												335	H	Lipscomb	55 54
												343	A	NJIT	82 77
												343	H	NJIT	64 48
LAST 12 Division I GAMES:															
				63	A	FGCU	41 63					343	H	NJIT	64 48
				324	H	North Florida	76 54					63	H	FGCU	47 78
				152	H	Jacksonville	42 67					196	H	Stetson	54 57
				204	H	USC Upstate	53 61					152	A	Jacksonville	63 78
				343	A	NJIT	82 77					324	A	North Florida	70 55
				204	A	USC Upstate	57 66					335	H	Lipscomb	55 54

Non-Div I Games: Thomas (GA) 70 41

Kennesaw St.

Loss, Non-Conf, S Site, H Home A Away N Neutral

Average RPI Win:	238	WON-LOST	WINNING	LAST 10	STRENGTH OF	OPP. STRENGTH	TEAM	ADJ.	CONF.	ADJ CONF.
Average RPI Loss:	162	RECORD	PCT. RANK	GAMES	SCHEDULE	OF SCHEDULE	RPI	RPI	RPI	RPI
DIV. I ONLY	4- 19	319	2- 8	223	173	325	325	11	11	
DIV. I NON-CONF.	2- 7	280	0- 0	332	271	345	345	13	13	
TOTALS	RPI 1-25	RPI 26-50	W-L RECORDS	RPI 51-100	RPI 101-150	RPI 150+				
4- 19	0- 0	0- 1	OVERALL	1- 6	0- 5	3- 7				
4- 9	0- 0	0- 1	HOME	1- 3	0- 2	3- 3				
0- 10	0- 0	0- 0	AWAY	0- 3	0- 3	0- 4				
0- 0	0- 0	0- 0	NEUTRAL	0- 0	0- 0	0- 0				
2- 7	0- 0	0- 0	NON-CONFERENCE	0- 2	0- 1	2- 4				
2- 4	0- 0	0- 0	HOME	0- 2	0- 0	2- 2				
0- 3	0- 0	0- 0	AWAY	0- 0	0- 1	0- 2				
0- 0	0- 0	0- 0	NEUTRAL	0- 0	0- 0	0- 0				
2- 12	0- 0	0- 1	CONFERENCE	1- 4	0- 4	1- 3				
2- 5	0- 0	0- 1	HOME	1- 1	0- 2	1- 1				
0- 7	0- 0	0- 0	AWAY	0- 3	0- 2	0- 2				
0- 0	0- 0	0- 0	NEUTRAL	0- 0	0- 0	0- 0				

RPI 1-25			RPI 26-50			RPI 51-100			RPI 101+			Team's RPI: 325
RPI	S	Opponent	Score	RPI	S	Opponent	Score	RPI	S	Opponent	Score	
				29	H	Ohio	54 93	72	H	Ball St.	59 50	115 A Western Mich. 52 73
								79	H	Minnesota	73 85	115 H Western Mich. 53 65
								85	A	Central Mich.	61 81	129 A Akron 66 78
								92	A	Eastern Mich.	51 72	132 A Youngstown St. 61 91
								98	A	Toledo	67 73	138 H Buffalo 66 77
								98	H	Toledo	64 67	200 H Brown 57 62
								100	H	Wright St.	68 73	253 A Bowling Green 49 71
												253 H Bowling Green 55 65
												258 H Northern Ill. 95 85
												265 A Miami (OH) 52 55
												278 H Cleveland St. 49 60
												303 A Bradley 60 68
												306 H Colgate 76 71
												314 H North Dakota St. 75 54
												316 A IPFW 68 86
LAST 12 Division I GAMES:												
253	H	Bowling Green	55 65	258	H	Northern Ill.	95 85					
129	A	Akron	66 78	253	A	Bowling Green	49 71					
72	H	Ball St.	59 50	29	H	Ohio	54 93					
98	H	Toledo	64 67	92	A	Eastern Mich.	51 72					
265	A	Miami (OH)	52 55	115	A	Western Mich.	52 73					
115	H	Western Mich.	53 65	138	H	Buffalo	66 77					

Non-Div I Games: Malone 73 59

Kent St.

Average RPI Win:	119	WON-LOST	WINNING	LAST 10	STRENGTH OF	OPP. STRENGTH	TEAM	ADJ.	CONF.	ADJ CONF.
Average RPI Loss:	55	RECORD	PCT. RANK	GAMES	SCHEDULE	OF SCHEDULE	RPI	RPI	RPI	RPI
DIV. I ONLY	19- 6	44	6- 4	20	20	15	15	2	2	
DIV. I NON-CONF.	11- 0	1	0- 0	98	70	6	6	2	2	
TOTALS	RPI 1-25	RPI 26-50	W-L RECORDS	RPI 51-100	RPI 101-150	RPI 150+				
19- 6	4- 3	1- 0	OVERALL	5- 2	3- 0	6- 1				
13- 2	2- 1	0- 0	HOME	3- 1	2- 0	6- 0				
6- 4	2- 2	1- 0	AWAY	2- 1	1- 0	0- 1				
0- 0	0- 0	0- 0	NEUTRAL	0- 0	0- 0	0- 0				
11- 0	2- 0	0- 0	NON-CONFERENCE	3- 0	1- 0	5- 0				
8- 0	1- 0	0- 0	HOME	2- 0	0- 0	5- 0				
3- 0	1- 0	0- 0	AWAY	1- 0	1- 0	0- 0				
0- 0	0- 0	0- 0	NEUTRAL	0- 0	0- 0	0- 0				
8- 6	2- 3	1- 0	CONFERENCE	2- 2	2- 0	1- 1				
5- 2	1- 1	0- 0	HOME	1- 1	2- 0	1- 0				
3- 4	1- 2	1- 0	AWAY	1- 1	0- 0	0- 1				
0- 0	0- 0	0- 0	NEUTRAL	0- 0	0- 0	0- 0				

RPI S	Opponent	Score	RPI S	Opponent	Score	RPI S	Opponent	Score	RPI S	Opponent	Score
2	A South Carolina	68 78	31	A Mississippi St.	83 60	53	H Duke	71 61	123	H LSU	70 58
2	H South Carolina	62 73				56	A Auburn	61 66	131	H Arkansas	77 63
8	A Arizona St.	68 64				56	H Auburn	54 47	139	A Northern Ky.	84 65
16	H Louisville	72 54				70	A Middle Tenn.	68 52	156	H Alabama	73 48
20	A Georgia	64 53				82	A Vanderbilt	71 55	164	A Ole Miss	65 73
21	A Florida	79 85				82	H Vanderbilt	69 71	176	H Colorado	86 61
24	H Tennessee	64 63				92	H Eastern Mich.	89 67	224	H Rice	72 39
									261	H Tennessee St.	81 39
									299	H Jackson St.	92 24
									304	H Morehead St.	112 57
LAST 12 Division I GAMES:											
131	H Arkansas	77 63	82	H Vanderbilt	69 71						
31	A Mississippi St.	83 60	24	H Tennessee	64 63						
82	A Vanderbilt	71 55	164	A Ole Miss	65 73						
123	H LSU	70 58	56	H Auburn	54 47						
2	A South Carolina	68 78	2	H South Carolina	62 73						
21	A Florida	79 85	20	A Georgia	64 53						

Non-Div I Games:

Kentucky

■ Loss,
 ■ Non-Conf, S Site,
 ■ Home
 ■ Away
 N Neutral

Average RPI Win: 312				WON-LOST	WINNING	LAST 10	STRENGTH OF	OPP. STRENGTH	TEAM	ADJ.	CONF.	ADJ CONF.
Average RPI Loss: 240				RECORD	PCT. RANK	GAMES	SCHEDULE	OF SCHEDULE	RPI	RPI	RPI	RPI
DIV. I ONLY				8- 18	274	4- 6	339	344	327	327	30	30
DIV. I NON-CONF.				2- 9	296	0- 0	319	307	335	335	32	32
TOTALS		RPI 1-25		RPI 26-50		W-L RECORDS		RPI 51-100		RPI 101-150		RPI 150+
8- 18		0- 1		0- 0		OVERALL		0- 0		0- 2		8- 15
2- 10		0- 1		0- 0		HOME		0- 0		0- 0		2- 9
6- 6		0- 0		0- 0		AWAY		0- 0		0- 2		6- 4
0- 2		0- 0		0- 0		NEUTRAL		0- 0		0- 0		0- 2
2- 9		0- 1		0- 0		NON-CONFERENCE		0- 0		0- 2		2- 6
0- 5		0- 1		0- 0		HOME		0- 0		0- 0		0- 4
2- 2		0- 0		0- 0		AWAY		0- 0		0- 2		2- 0
0- 2		0- 0		0- 0		NEUTRAL		0- 0		0- 0		0- 2
6- 9		0- 0		0- 0		CONFERENCE		0- 0		0- 0		6- 9
2- 5		0- 0		0- 0		HOME		0- 0		0- 0		2- 5
4- 4		0- 0		0- 0		AWAY		0- 0		0- 0		4- 4
0- 0		0- 0		0- 0		NEUTRAL		0- 0		0- 0		0- 0

[illegible]

Non-Div I Games:

LIU Brooklyn

Loss, Non-Conf, S Site, H Home A Away N Neutral

Average RPI Win:	159	WON-LOST	WINNING	LAST 10	STRENGTH OF	OPP. STRENGTH	TEAM	ADJ.	CONF.	ADJ CONF.
Average RPI Loss:	59	RECORD	PCT. RANK	GAMES	SCHEDULE	OF SCHEDULE	RPI	RPI	RPI	RPI
DIV. I ONLY	9- 18	263	2- 8	6	47	123	123	2	2	
DIV. I NON-CONF.	6- 7	176	0- 0	27	162	115	115	2	2	

TOTALS	RPI 1-25	RPI 26-50	W-L RECORDS	RPI 51-100	RPI 101-150	RPI 150+				
9- 18	2- 6	0- 2	OVERALL	0- 6	2- 3	5- 1				
6- 6	1- 2	0- 1	HOME	0- 1	1- 2	4- 0				
2- 10	1- 4	0- 1	AWAY	0- 3	1- 1	0- 1				
1- 2	0- 0	0- 0	NEUTRAL	0- 2	0- 0	1- 0				
6- 7	0- 1	0- 0	NON-CONFERENCE	0- 4	2- 2	4- 0				
4- 1	0- 0	0- 0	HOME	0- 0	1- 1	3- 0				
1- 4	0- 1	0- 0	AWAY	0- 2	1- 1	0- 0				
1- 2	0- 0	0- 0	NEUTRAL	0- 2	0- 0	1- 0				
3- 11	2- 5	0- 2	CONFERENCE	0- 2	0- 1	1- 1				
2- 5	1- 2	0- 1	HOME	0- 1	0- 1	1- 0				
1- 6	1- 3	0- 1	AWAY	0- 1	0- 0	0- 1				
0- 0	0- 0	0- 0	NEUTRAL	0- 0	0- 0	0- 0				

RPI 1-25				RPI 26-50				RPI 51-100				RPI 101+ Team's RPI: 123			
RPI	S	Opponent	Score	RPI	S	Opponent	Score	RPI	S	Opponent	Score	RPI	S	Opponent	Score
3	A	UConn	40 86	28	A	Missouri	46 52	52	A	Rutgers	57 69	112	H	Samford	44 47
13	A	Texas A&M	54 68	31	H	Mississippi St.	52 71	56	H	Auburn	53 63	113	A	Wake Forest	57 60
13	H	Texas A&M	35 53					57	N	Purdue	52 69	125	A	Little Rock	57 51
15	A	Kentucky	58 70					71	N	Maine	41 52	131	H	Arkansas	44 48
20	A	Georgia	53 46					82	A	Vanderbilt	42 58	135	H	Long Beach St.	59 53
20	H	Georgia	47 58					83	A	Tulane	63 67	156	A	Alabama	45 62
21	A	Florida	45 53									164	H	Ole Miss	76 57
24	H	Tennessee	57 56									171	N	Marist	72 49
												244	H	Texas Southern	86 36
												255	H	UC Santa Barbara	68 50
												290	H	La.-Monroe	61 54
LAST 12 Division I GAMES:															
24	H	Tennessee	57 56	28	A	Missouri	46 52								
13	A	Texas A&M	54 68	20	A	Georgia	53 46								
20	H	Georgia	47 58	131	H	Arkansas	44 48								
15	A	Kentucky	58 70	21	A	Florida	45 53								
31	H	Mississippi St.	52 71	82	A	Vanderbilt	42 58								
56	H	Auburn	53 63	13	H	Texas A&M	35 53								

Non-Div I Games:

LSU

■ Loss,
■ Non-Conf,
■ S Site,
■ H Home
■ A Away
N Neutral

Average RPI Win:	250	WON-LOST	WINNING	LAST 10	STRENGTH OF	OPP. STRENGTH	TEAM	ADJ.	CONF.	ADJ CONF.
Average RPI Loss:	126	RECORD	PCT. RANK	GAMES	SCHEDULE	OF SCHEDULE	RPI	RPI	RPI	RPI
DIV. I ONLY	5- 22	317	2- 8	123	125	274	274	7	7	
DIV. I NON-CONF.	3- 10	277	0- 1	138	268	245	245	8	8	
TOTALS	RPI 1-25	RPI 26-50	W-L RECORDS	RPI 51-100	RPI 101-150	RPI 150+				
5- 22	0- 0	0- 5	OVERALL	0- 4	1- 2	4- 11				
2- 11	0- 0	0- 3	HOME	0- 3	1- 0	1- 5				
2- 10	0- 0	0- 2	AWAY	0- 1	0- 2	2- 5				
1- 1	0- 0	0- 0	NEUTRAL	0- 0	0- 0	1- 1				
3- 10	0- 0	0- 3	NON-CONFERENCE	0- 1	0- 1	3- 5				
0- 5	0- 0	0- 2	HOME	0- 1	0- 0	0- 2				
2- 4	0- 0	0- 1	AWAY	0- 0	0- 1	2- 2				
1- 1	0- 0	0- 0	NEUTRAL	0- 0	0- 0	1- 1				
2- 12	0- 0	0- 2	CONFERENCE	0- 3	1- 1	1- 6				
2- 6	0- 0	0- 1	HOME	0- 2	1- 0	1- 3				
0- 6	0- 0	0- 1	AWAY	0- 1	0- 1	0- 3				
0- 0	0- 0	0- 0	NEUTRAL	0- 0	0- 0	0- 0				

RPI 1-25				RPI 26-50				RPI 51-100				RPI 101+ Team's RPI: 274			
RPI	S	Opponent	Score	RPI	S	Opponent	Score	RPI	S	Opponent	Score	RPI	S	Opponent	Score
				26	A	Miami (FL)	58 86	58	A	Saint Louis	70 79	104	A	Saint Joseph's	55 64
				30	H	Penn	68 78	64	H	Dayton	51 67	104	H	Saint Joseph's	75 70
				35	H	St. Bonaventure	63 70	68	H	Temple	48 77	113	A	Wake Forest	53 61
				39	A	George Washington	59 83	80	H	VCU	76 84	155	A	UMBC	29 60
				50	H	Villanova	56 67					167	H	Davidson	58 66
												172	N	Milwaukee	53 69
												177	A	Fordham	44 54
												185	A	George Mason	70 79
												187	H	Richmond	43 60
												198	A	Fairfield	59 62
												208	A	Rhode Island	52 62
												208	H	Rhode Island	61 72
												219	H	Massachusetts	66 57
												221	H	Robert Morris	45 76
												223	H	North Texas	63 69
												251	A	Monmouth	65 50
												331	A	Howard	71 68
												346	N	Norfolk St.	67 59
LAST 12 Division I GAMES:															
				35	H	St. Bonaventure	63 70	104	A	Saint Joseph's	55 64				
				104	H	Saint Joseph's	75 70	64	H	Dayton	51 67				
				177	A	Fordham	44 54	58	A	Saint Louis	70 79				
				219	H	Massachusetts	66 57	30	H	Penn	68 78				
				80	H	VCU	76 84	208	H	Rhode Island	61 72				
				208	A	Rhode Island	52 62	39	A	George Washington	59 83				

Non-Div I Games:

La Salle

■ Loss,
■ Non-Conf,
■ S Site,
■ H Home
■ A Away
N Neutral

La.-Lafayette

Through Games Of Feb. 21, 2016

Average RPI Win:	219	WON-LOST	WINNING	LAST 10	STRENGTH OF	OPP. STRENGTH	TEAM	ADJ.	CONF.	ADJ CONF.
Average RPI Loss:	165	RECORD	PCT. RANK	GAMES	SCHEDULE	OF SCHEDULE	RPI	RPI	RPI	RPI
DIV. I ONLY	16- 7	72	6- 4	267	188	127	127	16	16	
DIV. I NON-CONF.	5- 2	86	0- 0	325	195	149	149	14	14	
TOTALS	RPI 1-25	RPI 26-50	W-L RECORDS	RPI 51-100	RPI 101-150	RPI 150+				
16- 7	0- 0	0- 2	OVERALL	0- 0	4- 1	12- 4				
7- 3	0- 0	0- 1	HOME	0- 0	1- 1	6- 1				
7- 4	0- 0	0- 1	AWAY	0- 0	2- 0	5- 3				
2- 0	0- 0	0- 0	NEUTRAL	0- 0	1- 0	1- 0				
5- 2	0- 0	0- 0	NON-CONFERENCE	0- 0	1- 0	4- 2				
2- 0	0- 0	0- 0	HOME	0- 0	0- 0	2- 0				
1- 2	0- 0	0- 0	AWAY	0- 0	0- 0	1- 2				
2- 0	0- 0	0- 0	NEUTRAL	0- 0	1- 0	1- 0				
11- 5	0- 0	0- 2	CONFERENCE	0- 0	3- 1	8- 2				
5- 3	0- 0	0- 1	HOME	0- 0	1- 1	4- 1				
6- 2	0- 0	0- 1	AWAY	0- 0	2- 0	4- 1				
0- 0	0- 0	0- 0	NEUTRAL	0- 0	0- 0	0- 0				

RPI 1-25			RPI 26-50			RPI 51-100			RPI 101+ Team's RPI: 127		
RPI	S	Opponent	Score	RPI	S	Opponent	Score	RPI	S	Opponent	Score
				41	A	Arkansas St.	56 83	125	A	Little Rock	65 58
				41	H	Arkansas St.	62 74	125	H	Little Rock	49 58
								131	N	Arkansas	67 59
								148	A	UT Arlington	59 42
								148	H	UT Arlington	63 52
								164	A	Ole Miss	82 78
								173	A	Louisiana Tech	62 79
								182	H	Troy	56 53
								188	H	South Ala.	69 50
								222	A	Texas St.	59 47
								222	H	Texas St.	42 46
								231	N	Sacred Heart	60 58
								255	H	UC Santa Barbara	61 42
								268	A	Georgia St.	77 57
								272	A	Appalachian St.	59 76
								272	H	Appalachian St.	60 51
								276	A	Ga. Southern	56 39
								280	A	Houston	51 52
								290	A	La.-Monroe	71 52
								290	H	La.-Monroe	52 40
								311	H	Alcorn	73 61
LAST 12 Division I GAMES:											
222	A	Texas St.	59 47	148	H	UT Arlington	63 52				
148	A	UT Arlington	59 42	222	H	Texas St.	42 46				
125	H	Little Rock	49 58	182	H	Troy	56 53				
41	H	Arkansas St.	62 74	188	H	South Ala.	69 50				
272	A	Appalachian St.	59 76	268	A	Georgia St.	77 57				
290	H	La.-Monroe	52 40	276	A	Ga. Southern	56 39				

Non-Div I Games: Southern-N.O. 81 28 Dillard 84 36

La.-Lafayette

Loss, Non-Conf, S Site, H Home A Away N Neutral

Average RPI Win:	261	WON-LOST	WINNING	LAST 10	STRENGTH OF	OPP. STRENGTH	TEAM	ADJ.	CONF.	ADJ CONF.
Average RPI Loss:	155	RECORD	PCT. RANK	GAMES	SCHEDULE	OF SCHEDULE	RPI	RPI	RPI	RPI
DIV. I ONLY	5- 16	301	2- 8	215	186	290	290	16	16	
DIV. I NON-CONF.	2- 3	201	0- 0	329	127	241	241	14	14	
TOTALS	RPI 1-25	RPI 26-50	W-L RECORDS	RPI 51-100	RPI 101-150	RPI 150+				
5- 16	0- 0	0- 2	OVERALL	0- 1	0- 7	5- 6				
3- 6	0- 0	0- 1	HOME	0- 0	0- 3	3- 2				
2- 10	0- 0	0- 1	AWAY	0- 1	0- 4	2- 4				
0- 0	0- 0	0- 0	NEUTRAL	0- 0	0- 0	0- 0				
2- 3	0- 0	0- 0	NON-CONFERENCE	0- 1	0- 1	2- 1				
1- 0	0- 0	0- 0	HOME	0- 0	0- 0	1- 0				
1- 3	0- 0	0- 0	AWAY	0- 1	0- 1	1- 1				
0- 0	0- 0	0- 0	NEUTRAL	0- 0	0- 0	0- 0				
3- 13	0- 0	0- 2	CONFERENCE	0- 0	0- 6	3- 5				
2- 6	0- 0	0- 1	HOME	0- 0	0- 3	2- 2				
1- 7	0- 0	0- 1	AWAY	0- 0	0- 3	1- 3				
0- 0	0- 0	0- 0	NEUTRAL	0- 0	0- 0	0- 0				

RPI 1-25				RPI 26-50				RPI 51-100				RPI 101+				Team's RPI: 290
RPI	S	Opponent	Score	RPI	S	Opponent	Score	RPI	S	Opponent	Score	RPI	S	Opponent	Score	
				41	A	Arkansas St.	43 66	86	A	TCU	42 80	123	A	LSU	54 61	
				41	H	Arkansas St.	64 78					125	A	Little Rock	44 56	
												125	H	Little Rock	37 53	
												127	A	La.-Lafayette	40 52	
												127	H	La.-Lafayette	52 71	
												148	A	UT Arlington	32 40	
												148	H	UT Arlington	50 60	
												162	A	McNeese St.	62 72	
												182	H	Troy	77 73	
												188	H	South Ala.	57 63	
												222	A	Texas St.	57 63	
												222	H	Texas St.	63 59	
												268	A	Georgia St.	52 65	
												272	A	Appalachian St.	52 64	
												272	H	Appalachian St.	54 57	
												276	A	Ga. Southern	50 49	
												307	A	Southeastern La.	88 84	
												317	H	Nicholls St.	69 57	
LAST 12 Division I GAMES:																
				148	A	UT Arlington	32 40					222	H	Texas St.	63 59	
				222	A	Texas St.	57 63					148	H	UT Arlington	50 60	
				41	H	Arkansas St.	64 78					188	H	South Ala.	57 63	
				125	H	Little Rock	37 53					182	H	Troy	77 73	
				272	A	Appalachian St.	52 64					276	A	Ga. Southern	50 49	
				127	A	La.-Lafayette	40 52					268	A	Georgia St.	52 65	

Non-Div I Games: LSU-Alexandria 73 42 Louisiana Col. 85 42 LSU-Shreveport 57 40 Dillard 70 46 La.-Monroe

Lafayette

Through Games Of Feb. 21, 2016

Average RPI Win:	316	WON-LOST	WINNING	LAST 10	STRENGTH OF	OPP. STRENGTH	TEAM	ADJ.	CONF.	ADJ CONF.
Average RPI Loss:	196	RECORD	PCT. RANK	GAMES	SCHEDULE	OF SCHEDULE	RPI	RPI	RPI	RPI
DIV. I ONLY	6- 19	297	3- 7	294	302	323	323	26	26	
DIV. I NON-CONF.	2- 8	290	0- 0	265	296	324	324	27	27	
TOTALS	RPI 1-25	RPI 26-50	W-L RECORDS	RPI 51-100	RPI 101-150	RPI 150+				
6- 19	0- 1	0- 1	OVERALL	0- 2	0- 0	6- 15				
4- 7	0- 1	0- 0	HOME	0- 1	0- 0	4- 5				
2- 10	0- 0	0- 1	AWAY	0- 1	0- 0	2- 8				
0- 2	0- 0	0- 0	NEUTRAL	0- 0	0- 0	0- 2				
2- 8	0- 1	0- 1	NON-CONFERENCE	0- 0	0- 0	2- 6				
2- 1	0- 1	0- 0	HOME	0- 0	0- 0	2- 0				
0- 5	0- 0	0- 1	AWAY	0- 0	0- 0	0- 4				
0- 2	0- 0	0- 0	NEUTRAL	0- 0	0- 0	0- 2				
4- 11	0- 0	0- 0	CONFERENCE	0- 2	0- 0	4- 9				
2- 6	0- 0	0- 0	HOME	0- 1	0- 0	2- 5				
2- 5	0- 0	0- 0	AWAY	0- 1	0- 0	2- 4				
0- 0	0- 0	0- 0	NEUTRAL	0- 0	0- 0	0- 0				

RPI 1-25				RPI 26-50				RPI 51-100				RPI 101+ Team's RPI: 323			
RPI	S	Opponent	Score	RPI	S	Opponent	Score	RPI	S	Opponent	Score	RPI	S	Opponent	Score
19	H	Duquesne	65 73	30	A	Penn	37 54	65	A	Army West Point	57 84	169	A	Delaware	47 67
								65	H	Army West Point	45 78	177	A	Fordham	49 61
												187	N	Richmond	46 54
												215	A	Lehigh	74 82
												215	H	Lehigh	65 80
												217	A	Hartford	50 55
												233	A	Navy	48 64
												233	H	Navy	58 65
												239	A	Holy Cross	49 66
												239	H	Holy Cross	54 57
												252	A	Loyola Maryland	65 66
												252	H	Loyola Maryland	51 55
												266	N	Coppin St.	57 64
												270	A	American	60 51
												270	H	American	63 59
												306	H	Colgate	59 72
												332	H	St. Francis Brooklyn	77 59
												334	H	Saint Peter's	72 69
												339	A	Wagner	48 69
												345	A	Boston U.	71 64
												345	H	Boston U.	71 56
LAST 12 Division I GAMES:															
215	H	Lehigh	65 80	252	H	Loyola Maryland	51 55								
270	H	American	63 59	215	A	Lehigh	74 82								
233	A	Navy	48 64	270	A	American	60 51								
239	H	Holy Cross	54 57	233	H	Navy	58 65								
345	A	Boston U.	71 64	239	A	Holy Cross	49 66								
65	A	Army West Point	57 84	345	H	Boston U.	71 56								

Non-Div I Games:

Lafayette

Loss, Non-Conf, S Site, H Home A Away N Neutral

Average RPI Win: 250	WON-LOST	WINNING	LAST 10	STRENGTH OF	OPP. STRENGTH	TEAM	ADJ.	CONF.	ADJ CONF.
Average RPI Loss: 178	RECORD	PCT. RANK	GAMES	SCHEDULE	OF SCHEDULE	RPI	RPI	RPI	RPI
DIV. I ONLY	6- 16	283	4- 6	199	248	285	285	27	27
DIV. I NON-CONF.	0- 7	338	0- 0	193	72	328	328	26	26
TOTALS	RPI 1-25	RPI 26-50	W-L RECORDS	RPI 51-100	RPI 101-150	RPI 150+			
6- 16	0- 1	0- 1	OVERALL	1- 2	0- 2	5- 10			
5- 4	0- 0	0- 0	HOME	1- 0	0- 1	4- 3			
1- 12	0- 1	0- 1	AWAY	0- 2	0- 1	1- 7			
0- 0	0- 0	0- 0	NEUTRAL	0- 0	0- 0	0- 0			
0- 7	0- 1	0- 1	NON-CONFERENCE	0- 1	0- 0	0- 4			
0- 1	0- 0	0- 0	HOME	0- 0	0- 0	0- 1			
0- 6	0- 1	0- 1	AWAY	0- 1	0- 0	0- 3			
0- 0	0- 0	0- 0	NEUTRAL	0- 0	0- 0	0- 0			
6- 9	0- 0	0- 0	CONFERENCE	1- 1	0- 2	5- 6			
5- 3	0- 0	0- 0	HOME	1- 0	0- 1	4- 2			
1- 6	0- 0	0- 0	AWAY	0- 1	0- 1	1- 4			
0- 0	0- 0	0- 0	NEUTRAL	0- 0	0- 0	0- 0			

RPI 1-25				RPI 26-50				RPI 51-100				RPI 101+ Team's RPI: 285			
RPI	S	Opponent	Score	RPI	S	Opponent	Score	RPI	S	Opponent	Score	RPI	S	Opponent	Score
18	A	Oklahoma St.	45 90	28	A	Missouri	57 91	69	A	Abilene Christian	62 90	111	A	Central Ark.	49 74
								69	H	Abilene Christian	63 54	128	H	Northwestern St.	51 73
								78	A	Utah	67 71	162	A	McNeese St.	84 92
												178	A	Loyola Chicago	71 82
												210	H	Canisius	55 57
												212	A	Stephen F. Austin	64 60
												212	H	Stephen F. Austin	77 79
												235	H	Sam Houston St.	76 78
												245	A	Houston Baptist	66 77
												245	H	Houston Baptist	77 70
												275	A	Northern Ariz.	63 75
												282	A	Prairie View	72 80
												307	A	Southeastern La.	66 73
												313	H	A&M-Corpus Christi	75 70
												317	A	Nicholls St.	59 69
												330	H	Incarnate Word	59 49
												333	H	New Orleans	79 52
LAST 12 Division I GAMES:															
162	A	McNeese St.	84 92	235	H	Sam Houston St.	76 78								
212	H	Stephen F. Austin	77 79	245	H	Houston Baptist	77 70								
245	A	Houston Baptist	66 77	212	A	Stephen F. Austin	64 60								
330	H	Incarnate Word	59 49	128	H	Northwestern St.	51 73								
69	H	Abilene Christian	63 54	307	A	Southeastern La.	66 73								
69	A	Abilene Christian	62 90	111	A	Central Ark.	49 74								

Non-Div I Games: Howard Payne 88 50 Tex. A&M-Kingsville 82 66 Schreiner 60 41 Louisiana Col. 99 34
Lamar

Loss, Non-Conf, S Site, H Home A Away N Neutral

Average RPI Win: 279	WON-LOST	WINNING	LAST 10	STRENGTH OF	OPP. STRENGTH	TEAM	ADJ.	CONF.	ADJ CONF.
Average RPI Loss: 158	RECORD	PCT. RANK	GAMES	SCHEDULE	OF SCHEDULE	RPI	RPI	RPI	RPI
DIV. I ONLY	15- 10	112	7- 3	323	265	215	215	26	26
DIV. I NON-CONF.	6- 4	125	0- 0	335	181	226	226	27	27
TOTALS	RPI 1-25	RPI 26-50	W-L RECORDS	RPI 51-100	RPI 101-150	RPI 150+			
15- 10	0- 0	0- 1	OVERALL	0- 3	0- 2	15- 4			
7- 5	0- 0	0- 1	HOME	0- 1	0- 1	7- 2			
8- 5	0- 0	0- 0	AWAY	0- 2	0- 1	8- 2			
0- 0	0- 0	0- 0	NEUTRAL	0- 0	0- 0	0- 0			
6- 4	0- 0	0- 1	NON-CONFERENCE	0- 0	0- 2	6- 1			
3- 2	0- 0	0- 1	HOME	0- 0	0- 1	3- 0			
3- 2	0- 0	0- 0	AWAY	0- 0	0- 1	3- 1			
0- 0	0- 0	0- 0	NEUTRAL	0- 0	0- 0	0- 0			
9- 6	0- 0	0- 0	CONFERENCE	0- 3	0- 0	9- 3			
4- 3	0- 0	0- 0	HOME	0- 1	0- 0	4- 2			
5- 3	0- 0	0- 0	AWAY	0- 2	0- 0	5- 1			
0- 0	0- 0	0- 0	NEUTRAL	0- 0	0- 0	0- 0			

RPI S	Opponent	Score	RPI S	Opponent	Score	RPI S	Opponent	Score	RPI S	Opponent	Score	Team's RPI: 215
50	H Villanova	44 65	65	A Army West Point	39 63	104	H Saint Joseph's	62 63				
			89	A Bucknell	77 80	150	A Illinois	67 76				
			89	H Bucknell	54 67	158	A Hampton	63 56				
						191	H Montana	80 53				
						233	A Navy	51 48				
						233	H Navy	54 62				
						239	A Holy Cross	71 77				
						239	H Holy Cross	61 58				
						251	H Monmouth	95 88				
						252	A Loyola Maryland	76 68				
						252	H Loyola Maryland	66 48				
						270	A American	61 52				
						270	H American	55 59				
						286	A Rider	60 61				
						323	A Lafayette	80 65				
						323	H Lafayette	82 74				
						328	A Delaware St.	83 49				
						334	H Saint Peter's	74 42				
						343	A NJIT	75 47				
						345	A Boston U.	73 66				
						345	H Boston U.	72 48				
LAST 12 Division I GAMES:												
323	A Lafayette	80 65	345	H Boston U.	72 48							
233	H Navy	54 62	323	H Lafayette	82 74							
239	A Holy Cross	71 77	233	A Navy	51 48							
89	H Bucknell	54 67	239	H Holy Cross	61 58							
270	A American	61 52	89	A Bucknell	77 80							
252	A Loyola Maryland	76 68	270	H American	55 59							

Non-Div I Games: Kutztown 81 51

Lehigh

■ Loss,
 ■ Non-Conf,
 ■ S Site,
 ■ H Home
 ■ A Away
 N Neutral

Average RPI Win:	245	WON-LOST	WINNING	LAST 10	STRENGTH OF	OPP. STRENGTH	TEAM	ADJ.	CONF.	ADJ CONF.
Average RPI Loss:	109	RECORD	PCT. RANK	GAMES	SCHEDULE	OF SCHEDULE	RPI	RPI	RPI	RPI
DIV. I ONLY	14- 10	125	8- 2	108	236	117	117	28	28	
DIV. I NON-CONF.	2- 6	272	0- 0	18	3	145	145	29	29	
TOTALS	RPI 1-25	RPI 26-50	W-L RECORDS	RPI 51-100	RPI 101-150	RPI 150+				
14- 10	0- 1	0- 3	OVERALL	1- 2	1- 1	12- 3				
8- 3	0- 0	0- 2	HOME	1- 0	1- 0	6- 1				
6- 5	0- 0	0- 1	AWAY	0- 1	0- 1	6- 2				
0- 2	0- 1	0- 0	NEUTRAL	0- 1	0- 0	0- 0				
2- 6	0- 1	0- 3	NON-CONFERENCE	1- 2	0- 0	1- 0				
1- 2	0- 0	0- 2	HOME	1- 0	0- 0	0- 0				
1- 2	0- 0	0- 1	AWAY	0- 1	0- 0	1- 0				
0- 2	0- 1	0- 0	NEUTRAL	0- 1	0- 0	0- 0				
12- 4	0- 0	0- 0	CONFERENCE	0- 0	1- 1	11- 3				
7- 1	0- 0	0- 0	HOME	0- 0	1- 0	6- 1				
5- 3	0- 0	0- 0	AWAY	0- 0	0- 1	5- 2				
0- 0	0- 0	0- 0	NEUTRAL	0- 0	0- 0	0- 0				

RPI 1-25				RPI 26-50				RPI 51-100				RPI 101+				Team's RPI: 117	
RPI	S	Opponent	Score	RPI	S	Opponent	Score	RPI	S	Opponent	Score	RPI	S	Opponent	Score		
5	N	Ohio St.	65 75	34	H	Seton Hall	56 92	53	A	Duke	41 79	119	A	UNC Asheville	51 56		
				40	A	James Madison	56 72	95	N	California	72 77	119	H	UNC Asheville	71 53		
				43	H	North Carolina St.	53 61	97	H	Elon	72 63	201	A	Radford	49 43		
												201	H	Radford	67 53		
												211	A	Gardner-Webb	57 61		
												211	H	Gardner-Webb	73 51		
												214	A	Presbyterian	42 60		
												248	H	High Point	56 43		
												272	A	Appalachian St.	74 68		
												277	A	Coastal Caro.	65 63		
												277	H	Coastal Caro.	51 58		
												283	A	Campbell	62 52		
												283	H	Campbell	67 55		
												302	A	Charleston So.	59 49		
												302	H	Charleston So.	51 40		
												318	H	Winthrop	77 61		
												320	A	Longwood	72 67		
LAST 12 Division I GAMES:																	
				277	H	Coastal Caro.	51 58					211	H	Gardner-Webb	73 51		
				119	A	UNC Asheville	51 56					320	A	Longwood	72 67		
				283	H	Campbell	67 55					277	A	Coastal Caro.	65 63		
				201	H	Radford	67 53					318	H	Winthrop	77 61		
				302	A	Charleston So.	59 49					214	A	Presbyterian	42 60		
				248	H	High Point	56 43					119	H	UNC Asheville	71 53		

Non-Div I Games: Shepherd 69 57

Liberty

■ Loss,
 ■ Non-Conf,
 ■ S Site,
 ■ H Home
 ■ A Away
 N Neutral

Average RPI Win: 304	WON-LOST	WINNING	LAST 10	STRENGTH OF	OPP. STRENGTH	TEAM	ADJ.	CONF.	ADJ CONF.
Average RPI Loss: 202	RECORD	PCT. RANK	GAMES	SCHEDULE	OF SCHEDULE	RPI	RPI	RPI	RPI
DIV. I ONLY	4- 22	328	2- 8	252	326	335	335	29	29
DIV. I NON-CONF.	2- 12	311	0- 0	205	336	312	312	28	28
TOTALS	RPI 1-25	RPI 26-50	W-L RECORDS	RPI 51-100	RPI 101-150	RPI 150+			
4- 22	0- 0	0- 1	OVERALL	0- 3	0- 1	4- 17			
3- 10	0- 0	0- 1	HOME	0- 2	0- 1	3- 6			
1- 11	0- 0	0- 0	AWAY	0- 1	0- 0	1- 10			
0- 1	0- 0	0- 0	NEUTRAL	0- 0	0- 0	0- 1			
2- 12	0- 0	0- 1	NON-CONFERENCE	0- 2	0- 1	2- 8			
1- 6	0- 0	0- 1	HOME	0- 1	0- 1	1- 3			
1- 5	0- 0	0- 0	AWAY	0- 1	0- 0	1- 4			
0- 1	0- 0	0- 0	NEUTRAL	0- 0	0- 0	0- 1			
2- 10	0- 0	0- 0	CONFERENCE	0- 1	0- 0	2- 9			
2- 4	0- 0	0- 0	HOME	0- 1	0- 0	2- 3			
0- 6	0- 0	0- 0	AWAY	0- 0	0- 0	0- 6			
0- 0	0- 0	0- 0	NEUTRAL	0- 0	0- 0	0- 0			

RPI 1-25				RPI 26-50				RPI 51-100				RPI 101+				Team's RPI: 335	
RPI	S	Opponent	Score	RPI	S	Opponent	Score	RPI	S	Opponent	Score	RPI	S	Opponent	Score		
				49	H	Western Ky.	56 64	63	H	FGCU	39 71	101	H	Belmont	68 90		
								72	H	Ball St.	60 72	152	A	Jacksonville	51 81		
								100	A	Wright St.	65 92	152	H	Jacksonville	55 76		
												156	A	Alabama	49 68		
												196	A	Stetson	75 79		
												196	H	Stetson	62 83		
												203	H	Southeast Mo. St.	69 84		
												204	A	USC Upstate	71 93		
												204	H	USC Upstate	54 81		
												244	N	Texas Southern	62 66		
												252	H	Loyola Maryland	52 57		
												261	A	Tennessee St.	65 77		
												271	H	Murray St.	93 85		
												273	A	Tennessee Tech	70 81		
												276	A	Ga. Southern	66 55		
												293	A	Kennesaw St.	54 55		
												299	A	Jackson St.	52 53		
												304	H	Morehead St.	77 92		
												324	A	North Florida	70 78		
												324	H	North Florida	78 71		
												343	A	NJIT	51 61		
												343	H	NJIT	63 49		
LAST 12 Division I GAMES:																	
				196	A	Stetson	75 79	204	H	USC Upstate	54 81						
				152	H	Jacksonville	55 76	196	H	Stetson	62 83						
				324	H	North Florida	78 71	63	H	FGCU	39 71						
				343	H	NJIT	63 49	324	A	North Florida	70 78						
				204	A	USC Upstate	71 93	152	A	Jacksonville	51 81						
				343	A	NJIT	51 61	293	A	Kennesaw St.	54 55						

Non-Div I Games: North Ala. 88 67

Lipscomb

■ Loss,
 ■ Non-Conf,
 ■ S Site,
 ■ H Home
 ■ A Away
 N Neutral

Little Rock

Through Games Of Feb. 21, 2016

Average RPI Win:	216	WON-LOST	WINNING	LAST 10	STRENGTH OF	OPP. STRENGTH	TEAM	ADJ.	CONF.	ADJ CONF.
Average RPI Loss:	101	RECORD	PCT. RANK	GAMES	SCHEDULE	OF SCHEDULE	RPI	RPI	RPI	RPI
DIV. I ONLY	14- 11	135	9- 1	135	135	125	125	16	16	
DIV. I NON-CONF.	2- 7	280	0- 0	31	7	185	185	14	14	
TOTALS	RPI 1-25	RPI 26-50	W-L RECORDS	RPI 51-100	RPI 101-150	RPI 150+				
14- 11	0- 2	0- 2	OVERALL	0- 2	4- 2	10- 3				
7- 5	0- 1	0- 0	HOME	0- 1	1- 2	6- 1				
7- 6	0- 1	0- 2	AWAY	0- 1	3- 0	4- 2				
0- 0	0- 0	0- 0	NEUTRAL	0- 0	0- 0	0- 0				
2- 7	0- 2	0- 1	NON-CONFERENCE	0- 2	2- 1	0- 1				
1- 4	0- 1	0- 0	HOME	0- 1	1- 1	0- 1				
1- 3	0- 1	0- 1	AWAY	0- 1	1- 0	0- 0				
0- 0	0- 0	0- 0	NEUTRAL	0- 0	0- 0	0- 0				
12- 4	0- 0	0- 1	CONFERENCE	0- 0	2- 1	10- 2				
6- 1	0- 0	0- 0	HOME	0- 0	0- 1	6- 0				
6- 3	0- 0	0- 1	AWAY	0- 0	2- 0	4- 2				
0- 0	0- 0	0- 0	NEUTRAL	0- 0	0- 0	0- 0				

RPI 1-25			RPI 26-50			RPI 51-100			RPI 101+			Team's RPI: 125
RPI	S	Opponent	Score	RPI	S	Opponent	Score	RPI	S	Opponent	Score	
6	H	Texas	56 66	33	A	Oklahoma	52 65	83	A	Tulane	53 69	105 H Memphis 61 53
13	A	Texas A&M	39 69	41	A	Arkansas St.	53 66	90	H	Missouri St.	58 64	123 H LSU 51 57
												127 A La.-Lafayette 58 49
												127 H La.-Lafayette 58 65
												146 A Oral Roberts 66 52
												148 A UT Arlington 59 55
												182 A Troy 71 78
												182 H Troy 79 64
												188 A South Ala. 47 34
												188 H South Ala. 74 43
												190 H Tulsa 63 74
												222 A Texas St. 57 67
												268 A Georgia St. 54 39
												268 H Georgia St. 59 32
												272 H Appalachian St. 67 50
												276 A Ga. Southern 50 45
												276 H Ga. Southern 69 36
												290 A La.-Monroe 53 37
												290 H La.-Monroe 56 44
LAST 12 Division I GAMES:												
276	A	Ga. Southern	50 45	268	H	Georgia St.	59 32					
268	A	Georgia St.	54 39	276	H	Ga. Southern	69 36					
127	A	La.-Lafayette	58 49	148	A	UT Arlington	59 55					
290	A	La.-Monroe	53 37	222	A	Texas St.	57 67					
188	H	South Ala.	74 43	41	A	Arkansas St.	53 66					
182	H	Troy	79 64	272	H	Appalachian St.	67 50					

Non-Div I Games:

Little Rock

Loss, Non-Conf, S Site, H Home A Away N Neutral

Average RPI Win:	240	WON-LOST	WINNING	LAST 10	STRENGTH OF	OPP. STRENGTH	TEAM	ADJ.	CONF.	ADJ CONF.
Average RPI Loss:	88	RECORD	PCT. RANK	GAMES	SCHEDULE	OF SCHEDULE	RPI	RPI	RPI	RPI
DIV. I ONLY	19- 7	56	7- 3	312	140	135	135	22	22	
DIV. I NON-CONF.	11- 3	54	0- 0	312	48	119	119	21	21	
TOTALS	RPI 1-25	RPI 26-50	W-L RECORDS	RPI 51-100	RPI 101-150	RPI 150+				
19- 7	1- 0	0- 1	OVERALL	0- 2	1- 4	17- 0				
9- 3	1- 0	0- 0	HOME	0- 1	0- 2	8- 0				
8- 4	0- 0	0- 1	AWAY	0- 1	0- 2	8- 0				
2- 0	0- 0	0- 0	NEUTRAL	0- 0	1- 0	1- 0				
11- 3	1- 0	0- 1	NON-CONFERENCE	0- 0	1- 2	9- 0				
5- 1	1- 0	0- 0	HOME	0- 0	0- 1	4- 0				
4- 2	0- 0	0- 1	AWAY	0- 0	0- 1	4- 0				
2- 0	0- 0	0- 0	NEUTRAL	0- 0	1- 0	1- 0				
8- 4	0- 0	0- 0	CONFERENCE	0- 2	0- 2	8- 0				
4- 2	0- 0	0- 0	HOME	0- 1	0- 1	4- 0				
4- 2	0- 0	0- 0	AWAY	0- 1	0- 1	4- 0				
0- 0	0- 0	0- 0	NEUTRAL	0- 0	0- 0	0- 0				

RPI 1-25				RPI 26-50				RPI 51-100				RPI 101+ Team's RPI: 135			
RPI	S	Opponent	Score	RPI	S	Opponent	Score	RPI	S	Opponent	Score	RPI	S	Opponent	Score
25	H	UTEP	47 40	42	A	Southern California	43 69	54	A	UC Riverside	58 83	102	H	San Francisco	52 66
								54	H	UC Riverside	60 78	120	A	Hawaii	42 60
												120	H	Hawaii	55 67
												123	A	LSU	53 59
												128	N	Northwestern St.	60 59
												154	A	Pacific	68 60
												176	H	Colorado	59 42
												186	A	UC Davis	75 62
												192	H	Cal Poly	65 53
												212	H	UNLV	67 63
												250	H	San Diego St.	74 54
												254	A	Seattle	69 57
												255	A	UC Santa Barbara	58 55
												255	H	UC Santa Barbara	60 52
												275	N	Northern Ariz.	69 48
												280	A	Houston	47 41
												296	A	Denver	48 41
												298	H	CSUN	74 71
												315	H	Portland St.	89 71
												337	A	UC Irvine	71 65
												338	A	Cal St. Fullerton	82 61
												338	H	Cal St. Fullerton	62 57
LAST 12 Division I GAMES:															
255	A	UC Santa Barbara	58 55	186	A	UC Davis	75 62	338	H	Cal St. Fullerton	62 57				
54	A	UC Riverside	58 83	337	A	UC Irvine	71 65	54	H	UC Riverside	60 78				
255	H	UC Santa Barbara	60 52	338	A	Cal St. Fullerton	82 61	120	H	Hawaii	55 67				
120	A	Hawaii	42 60												
298	H	CSUN	74 71												
192	H	Cal Poly	65 53												

Non-Div I Games:

Long Beach St.

■ Loss,
■ Non-Conf,
■ S Site,
■ H Home
■ A Away
N Neutral

RPI 1-25				RPI 26-50				RPI 51-100				RPI 101+				Team's RPI: 320	
RPI	S	Opponent	Score	RPI	S	Opponent	Score	RPI	S	Opponent	Score	RPI	S	Opponent	Score		
7	A	Oregon St.	45 110	36	A	West Virginia	43 74	91	A	Virginia	46 81	117	H	Liberty	67 72		
				40	A	James Madison	30 88					119	A	UNC Asheville	42 81		
												119	H	UNC Asheville	54 61		
												201	A	Radford	64 80		
												201	H	Radford	67 79		
												211	A	Gardner-Webb	42 67		
												214	A	Presbyterian	49 75		
												214	H	Presbyterian	38 59		
												248	A	High Point	68 79		
												248	H	High Point	70 89		
												277	A	Coastal Caro.	56 48		
												283	A	Campbell	65 72		
												283	H	Campbell	56 73		
												297	A	UNCG	60 81		
												302	A	Charleston So.	58 66		
												302	H	Charleston So.	54 63		
												318	A	Winthrop	63 60		
												318	H	Winthrop	67 60		
												328	A	Delaware St.	63 88		
												349	H	N.C. Central	60 49		
LAST 12 Division I GAMES:																	
				201	A	Radford	64 80					318	H	Winthrop	67 60		
				248	H	High Point	70 89					117	H	Liberty	67 72		
				283	A	Campbell	65 72					211	A	Gardner-Webb	42 67		
				119	H	UNC Asheville	54 61					201	H	Radford	67 79		
				302	A	Charleston So.	58 66					119	A	UNC Asheville	42 81		
				214	A	Presbyterian	49 75					283	H	Campbell	56 73		

Page 149

Average RPI Win:	226	WON-LOST	WINNING	LAST 10	STRENGTH OF	OPP. STRENGTH	TEAM	ADJ.	CONF.	ADJ CONF.
Average RPI Loss:	107	RECORD	PCT. RANK	GAMES	SCHEDULE	OF SCHEDULE	RPI	RPI	RPI	RPI
DIV. I ONLY	12- 12	169	6- 4	166	120	173	173	12	12	
DIV. I NON-CONF.	4- 6	201	0- 0	210	164	227	227	10	10	
TOTALS	RPI 1-25	RPI 26-50	W-L RECORDS	RPI 51-100	RPI 101-150	RPI 150+				
12- 12	0- 3	0- 1	OVERALL	0- 2	3- 3	9- 3				
8- 4	0- 1	0- 1	HOME	0- 0	2- 0	6- 2				
3- 7	0- 0	0- 0	AWAY	0- 2	1- 0	2- 0				
1- 1	0- 1	0- 0	NEUTRAL	0- 0	0- 0	1- 0				
4- 6	0- 1	0- 1	NON-CONFERENCE	0- 0	1- 1	3- 3				
2- 3	0- 0	0- 1	HOME	0- 0	1- 0	1- 2				
1- 2	0- 0	0- 0	AWAY	0- 0	0- 1	1- 1				
1- 1	0- 1	0- 0	NEUTRAL	0- 0	0- 0	1- 0				
8- 6	0- 2	0- 0	CONFERENCE	0- 2	2- 2	6- 0				
6- 1	0- 1	0- 0	HOME	0- 0	1- 0	5- 0				
2- 5	0- 1	0- 0	AWAY	0- 2	1- 2	1- 0				
0- 0	0- 0	0- 0	NEUTRAL	0- 0	0- 0	0- 0				

RPI 1-25				RPI 26-50				RPI 51-100				RPI 101+ Team's RPI: 173			
RPI	S	Opponent	Score	RPI	S	Opponent	Score	RPI	S	Opponent	Score	RPI	S	Opponent	Score
9	N	UCLA	57 68	31	H	Mississippi St.	63 93	70	A	Middle Tenn.	57 68	127	H	La.-Lafayette	79 62
25	A	UTEP	80 86					76	A	Charlotte	58 63	134	A	Arizona	67 77
25	H	UTEP	65 72									143	A	Old Dominion	69 51
												145	A	UAB	49 64
												149	A	Southern Miss.	59 69
												149	H	Southern Miss.	72 37
												162	H	McNeese St.	71 74
												179	A	Wisconsin	65 79
												189	H	Fla. Atlantic	65 62
												212	H	Stephen F. Austin	76 44
												223	H	North Texas	77 71
												224	H	Rice	63 61
												263	A	UTSA	82 72
												263	H	UTSA	75 66
												282	H	Prairie View	68 77
												296	N	Denver	58 53
												300	H	FIU	82 63
												317	A	Nicholls St.	58 55
LAST 12 Division I GAMES:															
25	H	UTEP	65 72	25	A	UTEP	80 86								
263	H	UTSA	75 66	263	A	UTSA	82 72								
145	A	UAB	49 64	149	H	Southern Miss.	72 37								
70	A	Middle Tenn.	57 68	189	H	Fla. Atlantic	65 62								
223	H	North Texas	77 71	300	H	FIU	82 63								
224	H	Rice	63 61	76	A	Charlotte	58 63								

Non-Div I Games: Loyola (LA) 76 40

Louisiana Tech

■ Loss,
 ■ Non-Conf, S Site,
 ■ Home
 ■ Away
 N Neutral

Louisville

Through Games Of Feb. 21, 2016

Average RPI Win: 120		WON-LOST	WINNING	LAST 10	STRENGTH OF	OPP. STRENGTH	TEAM	ADJ.	CONF.	ADJ CONF.
Average RPI Loss: 47		RECORD	PCT. RANK	GAMES	SCHEDULE	OF SCHEDULE	RPI	RPI	RPI	RPI
DIV. I ONLY		22- 6	33	9- 1	37	24	16	16	4	4
DIV. I NON-CONF.		9- 5	108	1- 0	65	32	65	65	5	5
TOTALS		RPI 1-25	RPI 26-50	W-L RECORDS		RPI 51-100	RPI 101-150	RPI 150+		
22- 6	3- 2		2- 1	OVERALL		5- 3	6- 0	6- 0		
11- 2	1- 1		1- 0	HOME		3- 1	3- 0	3- 0		
10- 2	2- 1		1- 1	AWAY		2- 0	3- 0	2- 0		
1- 2	0- 0		0- 0	NEUTRAL		0- 2	0- 0	1- 0		
9- 5	1- 1		1- 1	NON-CONFERENCE		1- 3	1- 0	5- 0		
5- 1	0- 0		1- 0	HOME		1- 1	1- 0	2- 0		
3- 2	1- 1		0- 1	AWAY		0- 0	0- 0	2- 0		
1- 2	0- 0		0- 0	NEUTRAL		0- 2	0- 0	1- 0		
13- 1	2- 1		1- 0	CONFERENCE		4- 0	5- 0	1- 0		
6- 1	1- 1		0- 0	HOME		2- 0	2- 0	1- 0		
7- 0	1- 0		1- 0	AWAY		2- 0	3- 0	0- 0		
0- 0	0- 0		0- 0	NEUTRAL		0- 0	0- 0	0- 0		

RPI S	Opponent	Score	RPI S	Opponent	Score	RPI S	Opponent	Score	RPI S	Opponent	Score
1	H Notre Dame	61 66	37	H South Fla.	67 50	53	H Duke	65 48	113	H Wake Forest	78 54
14	H Florida St.	79 69	43	A North Carolina St.	92 90	57	N Purdue	60 62	116	A Boston College	55 45
15	A Kentucky	54 72	49	A Western Ky.	69 71	64	N Dayton	66 79	118	H Virginia Tech	56 45
17	A Syracuse	71 53				75	A Georgia Tech	78 65	122	A Pittsburgh	84 61
23	A Michigan St.	85 78				87	H UT Martin	88 66	124	A North Carolina	78 60
						91	A Virginia	59 41	126	H IUPUI	70 61
						91	H Virginia	74 59	171	N Marist	65 53
						95	H California	71 75	226	H Dartmouth	94 52
									228	A Col. of Charleston	71 67
									243	H Valparaiso	75 42
									249	H Clemson	75 33
									273	A Tennessee Tech	76 54
LAST 12 Division I GAMES:											
116	A Boston College	55 45	113	H Wake Forest	78 54						
91	H Virginia	74 59	249	H Clemson	75 33						
37	H South Fla.	67 50	17	A Syracuse	71 53						
122	A Pittsburgh	84 61	43	A North Carolina St.	92 90						
1	H Notre Dame	61 66	91	A Virginia	59 41						
124	A North Carolina	78 60	53	H Duke	65 48						

Non-Div I Games:

Louisville

■ Loss,
 ■ Non-Conf, S Site,
 ■ Home
 ■ Away
 N Neutral

Average RPI Win:	241	WON-LOST	WINNING	LAST 10	STRENGTH OF	OPP. STRENGTH	TEAM	ADJ.	CONF.	ADJ CONF.
Average RPI Loss:	112	RECORD	PCT. RANK	GAMES	SCHEDULE	OF SCHEDULE	RPI	RPI	RPI	RPI
DIV. I ONLY	13- 13	169	5- 5	193	149	178	178	21	21	
DIV. I NON-CONF.	4- 7	222	0- 0	74	30	150	150	17	17	
TOTALS	RPI 1-25	RPI 26-50	W-L RECORDS	RPI 51-100	RPI 101-150	RPI 150+				
13- 13	1- 1	0- 2	OVERALL	0- 4	3- 3	9- 3				
6- 7	0- 0	0- 1	HOME	0- 2	2- 3	4- 1				
7- 6	1- 1	0- 1	AWAY	0- 2	1- 0	5- 2				
0- 0	0- 0	0- 0	NEUTRAL	0- 0	0- 0	0- 0				
4- 7	1- 1	0- 2	NON-CONFERENCE	0- 2	0- 2	3- 0				
1- 4	0- 0	0- 1	HOME	0- 1	0- 2	1- 0				
3- 3	1- 1	0- 1	AWAY	0- 1	0- 0	2- 0				
0- 0	0- 0	0- 0	NEUTRAL	0- 0	0- 0	0- 0				
9- 6	0- 0	0- 0	CONFERENCE	0- 2	3- 1	6- 3				
5- 3	0- 0	0- 0	HOME	0- 1	2- 1	3- 1				
4- 3	0- 0	0- 0	AWAY	0- 1	1- 0	3- 2				
0- 0	0- 0	0- 0	NEUTRAL	0- 0	0- 0	0- 0				

RPI 1-25				RPI 26-50				RPI 51-100				RPI 101+ Team's RPI: 178			
RPI	S	Opponent	Score	RPI	S	Opponent	Score	RPI	S	Opponent	Score	RPI	S	Opponent	Score
22	A	DePaul	88 75	26	H	Miami (FL)	50 77	75	A	Georgia Tech	77 84	106	H	Northwestern	72 81
23	A	Michigan St.	47 76	27	A	Green Bay	51 65	85	H	Central Mich.	59 68	107	H	UNI	64 60
								90	A	Missouri St.	81 91	109	H	Drake	65 81
								90	H	Missouri St.	62 73	115	H	Western Mich.	45 68
												136	A	Southern Ill.	69 68
												136	H	Southern Ill.	83 59
												209	A	Indiana St.	48 62
												209	H	Indiana St.	71 74
												224	A	Rice	57 50
												285	H	Lamar	82 71
												288	A	Wichita St.	62 65
												288	H	Wichita St.	60 55
												303	A	Bradley	67 54
												319	A	Illinois St.	57 41
												319	H	Illinois St.	73 61
												326	A	Evansville	63 49
												326	H	Evansville	67 54
												341	A	Eastern Ill.	86 75
LAST 12 Division I GAMES:															
209	H	Indiana St.	71 74	109	H	Drake	65 81								
319	H	Illinois St.	73 61	107	H	UNI	64 60								
288	A	Wichita St.	62 65	319	A	Illinois St.	57 41								
90	A	Missouri St.	81 91	209	A	Indiana St.	48 62								
326	H	Evansville	67 54	90	H	Missouri St.	62 73								
136	H	Southern Ill.	83 59	288	H	Wichita St.	60 55								

Non-Div I Games:

Loyola Chicago

■ Loss,
 ■ Non-Conf, S Site,
 ■ Home
 ■ Away
 N Neutral

Loyola Maryland

Through Games Of Feb. 21, 2016

Average RPI Win:	315	WON-LOST	WINNING	LAST 10	STRENGTH OF	OPP. STRENGTH	TEAM	ADJ.	CONF.	ADJ CONF.
Average RPI Loss:	153	RECORD	PCT. RANK	GAMES	SCHEDULE	OF SCHEDULE	RPI	RPI	RPI	RPI
DIV. I ONLY	11- 15	221	5- 5	265	318	252	252	26	26	
DIV. I NON-CONF.	3- 8	258	0- 0	274	325	281	281	27	27	
TOTALS	RPI 1-25	RPI 26-50	W-L RECORDS	RPI 51-100	RPI 101-150	RPI 150+				
11- 15	0- 1	0- 1	OVERALL	0- 4	0- 1	11- 8				
6- 6	0- 0	0- 0	HOME	0- 2	0- 0	6- 4				
5- 9	0- 1	0- 1	AWAY	0- 2	0- 1	5- 4				
0- 0	0- 0	0- 0	NEUTRAL	0- 0	0- 0	0- 0				
3- 8	0- 1	0- 1	NON-CONFERENCE	0- 0	0- 1	3- 5				
1- 3	0- 0	0- 0	HOME	0- 0	0- 0	1- 3				
2- 5	0- 1	0- 1	AWAY	0- 0	0- 1	2- 2				
0- 0	0- 0	0- 0	NEUTRAL	0- 0	0- 0	0- 0				
8- 7	0- 0	0- 0	CONFERENCE	0- 4	0- 0	8- 3				
5- 3	0- 0	0- 0	HOME	0- 2	0- 0	5- 1				
3- 4	0- 0	0- 0	AWAY	0- 2	0- 0	3- 2				
0- 0	0- 0	0- 0	NEUTRAL	0- 0	0- 0	0- 0				

RPI 1-25				RPI 26-50				RPI 51-100				RPI 101+ Team's RPI: 252			
RPI	S	Opponent	Score	RPI	S	Opponent	Score	RPI	S	Opponent	Score	RPI	S	Opponent	Score
11	A	Maryland	47 97	50	A	Villanova	55 67	65	A	Army West Point	37 70	143	A	Old Dominion	41 64
								65	H	Army West Point	44 52	155	H	UMBC	46 52
								89	A	Bucknell	64 71	193	H	William & Mary	61 62
								89	H	Bucknell	42 64	198	H	Fairfield	45 71
												215	A	Lehigh	48 66
												215	H	Lehigh	68 76
												233	A	Navy	38 45
												233	H	Navy	51 38
												237	A	Columbia	53 63
												270	H	American	52 46
												306	A	Colgate	65 49
												306	H	Colgate	55 38
												323	A	Lafayette	55 51
												323	H	Lafayette	66 65
												332	A	St. Francis Brooklyn	54 64
												335	A	Lipscomb	57 52
												336	A	Mt. St. Mary's	65 63
												345	A	Boston U.	67 46
												345	H	Boston U.	63 54
												346	H	Norfolk St.	75 67
LAST 12 Division I GAMES:															
306	H	Colgate	55 38	323	A	Lafayette	55 51								
89	H	Bucknell	42 64	306	A	Colgate	65 49								
345	A	Boston U.	67 46	89	A	Bucknell	64 71								
233	A	Navy	38 45	345	H	Boston U.	63 54								
65	H	Army West Point	44 52	233	H	Navy	51 38								
215	H	Lehigh	68 76	65	A	Army West Point	37 70								

Non-Div I Games:

Loyola Maryland

Loss, Non-Conf, S Site, H Home A Away N Neutral

Loyola Marymount

Through Games Of Feb. 21, 2016

Average RPI Win:	257	WON-LOST	WINNING	LAST 10	STRENGTH OF	OPP. STRENGTH	TEAM	ADJ.	CONF.	ADJ CONF.
Average RPI Loss:	105	RECORD	PCT. RANK	GAMES	SCHEDULE	OF SCHEDULE	RPI	RPI	RPI	RPI
DIV. I ONLY	9- 19	269	3- 6	154	113	241	241	8	8	
DIV. I NON-CONF.	4- 7	222	1- 0	324	204	291	291	9	9	
TOTALS	RPI 1-25	RPI 26-50	W-L RECORDS	RPI 51-100	RPI 101-150	RPI 150+				
9- 19	0- 2	0- 1	OVERALL	0- 7	0- 5	9- 4				
5- 8	0- 1	0- 0	HOME	0- 3	0- 2	5- 2				
3- 11	0- 1	0- 1	AWAY	0- 4	0- 3	3- 2				
1- 0	0- 0	0- 0	NEUTRAL	0- 0	0- 0	1- 0				
4- 7	0- 0	0- 1	NON-CONFERENCE	0- 1	0- 1	4- 4				
2- 2	0- 0	0- 0	HOME	0- 0	0- 0	2- 2				
1- 5	0- 0	0- 1	AWAY	0- 1	0- 1	1- 2				
1- 0	0- 0	0- 0	NEUTRAL	0- 0	0- 0	1- 0				
5- 12	0- 2	0- 0	CONFERENCE	0- 6	0- 4	5- 0				
3- 6	0- 1	0- 0	HOME	0- 3	0- 2	3- 0				
2- 6	0- 1	0- 0	AWAY	0- 3	0- 2	2- 0				
0- 0	0- 0	0- 0	NEUTRAL	0- 0	0- 0	0- 0				

RPI 1-25				RPI 26-50				RPI 51-100				RPI 101+ Team's RPI: 241			
RPI	S	Opponent	Score	RPI	S	Opponent	Score	RPI	S	Opponent	Score	RPI	S	Opponent	Score
12	A	BYU	61 75	28	A	Missouri	48 80	54	A	UC Riverside	62 80	102	A	San Francisco	72 81
12	H	BYU	75 82					59	A	St. Mary's (CA)	57 72	102	H	San Francisco	73 75
								59	H	St. Mary's (CA)	81 91	108	A	Gonzaga	68 83
								61	A	Santa Clara	41 68	108	H	Gonzaga	59 66
								61	H	Santa Clara	56 57	120	A	Hawaii	51 65
								77	A	San Diego	58 82	154	A	Pacific	63 60
								77	H	San Diego	67 75	154	H	Pacific	96 88
												176	A	Colorado	81 92
												192	A	Cal Poly	58 70
												250	H	San Diego St.	92 65
												254	H	Seattle	69 78
												255	A	UC Santa Barbara	70 63
												264	H	Pepperdine	79 69
												287	A	Portland	77 62
												287	H	Portland	62 52
												322	N	Nevada	69 58
												337	H	UC Irvine	95 50
												338	H	Cal St. Fullerton	73 75
LAST 12 Division I GAMES:															
337	H	UC Irvine	95 50	108	A	Gonzaga	68 83								
102	A	San Francisco	72 81	77	H	San Diego	67 75								
61	A	Santa Clara	41 68	12	H	BYU	75 82								
59	H	St. Mary's (CA)	81 91	77	A	San Diego	58 82								
154	H	Pacific	96 88	12	A	BYU	61 75								
287	A	Portland	77 62	61	H	Santa Clara	56 57								

Non-Div I Games:

Loyola Marymount

Loss, Non-Conf, S Site, H Home A Away N Neutral

Maine

Through Games Of Feb. 21, 2016

Average RPI Win:	211	WON-LOST	WINNING	LAST 10	STRENGTH OF	OPP. STRENGTH	TEAM	ADJ.	CONF.	ADJ CONF.
Average RPI Loss:	92	RECORD	PCT. RANK	GAMES	SCHEDULE	OF SCHEDULE	RPI	RPI	RPI	RPI
DIV. I ONLY	21- 7	46	10- 0	200	148	71	71	15	15	
DIV. I NON-CONF.	8- 6	136	0- 0	238	49	120	120	18	18	
TOTALS	RPI 1-25	RPI 26-50	W-L RECORDS	RPI 51-100	RPI 101-150	RPI 150+				
21- 7	0- 0	1- 1	OVERALL	1- 3	4- 2	15- 1				
10- 0	0- 0	1- 0	HOME	0- 0	1- 0	8- 0				
9- 6	0- 0	0- 1	AWAY	0- 2	2- 2	7- 1				
2- 1	0- 0	0- 0	NEUTRAL	1- 1	1- 0	0- 0				
8- 6	0- 0	0- 0	NON-CONFERENCE	1- 3	2- 2	5- 1				
3- 0	0- 0	0- 0	HOME	0- 0	0- 0	3- 0				
3- 5	0- 0	0- 0	AWAY	0- 2	1- 2	2- 1				
2- 1	0- 0	0- 0	NEUTRAL	1- 1	1- 0	0- 0				
13- 1	0- 0	1- 1	CONFERENCE	0- 0	2- 0	10- 0				
7- 0	0- 0	1- 0	HOME	0- 0	1- 0	5- 0				
6- 1	0- 0	0- 1	AWAY	0- 0	1- 0	5- 0				
0- 0	0- 0	0- 0	NEUTRAL	0- 0	0- 0	0- 0				

RPI 1-25				RPI 26-50				RPI 51-100				Team's RPI: 71	RPI 101+			
RPI	S	Opponent	Score	RPI	S	Opponent	Score	RPI	S	Opponent	Score		RPI	S	Opponent	Score
				47	A	Albany (NY)	59 64	57	A	Purdue	33 56		103	A	Harvard	64 53
				47	H	Albany (NY)	65 53	64	N	Dayton	37 58		116	A	Boston College	48 55
								79	A	Minnesota	64 91		123	N	LSU	52 41
								90	N	Missouri St.	69 65		124	A	North Carolina	58 59
													142	A	Stony Brook	60 43
													142	H	Stony Brook	55 52
													155	A	UMBC	72 38
													155	H	UMBC	65 55
													160	A	Northeastern	44 56
													217	H	Hartford	61 43
													226	A	Dartmouth	59 41
													238	A	New Hampshire	62 52
													238	H	New Hampshire	59 55
													242	H	Bryant	76 38
													246	A	Binghamton	52 38
													249	H	Clemson	75 42
													279	H	Central Conn. St.	62 42
													295	A	Vermont	62 41
													295	H	Vermont	63 51
													314	A	North Dakota St.	82 51
													321	A	UMass Lowell	73 46
													321	H	UMass Lowell	74 44
LAST 12 Division I GAMES:																
				142	A	Stony Brook	60 43	246	A	Binghamton	52 38					
				47	H	Albany (NY)	65 53	217	H	Hartford	61 43					
				321	A	UMass Lowell	73 46	142	H	Stony Brook	55 52					
				238	H	New Hampshire	59 55	238	A	New Hampshire	62 52					
				155	A	UMBC	72 38	47	A	Albany (NY)	59 64					
				295	H	Vermont	63 51	321	H	UMass Lowell	74 44					

Non-Div I Games: Colby 82 42

Maine

Loss, Non-Conf, S Site, H Home A Away N Neutral

Average RPI Win:	238	WON-LOST	WINNING	LAST 10	STRENGTH OF	OPP. STRENGTH	TEAM	ADJ.	CONF.	ADJ CONF.
Average RPI Loss:	200	RECORD	PCT. RANK	GAMES	SCHEDULE	OF SCHEDULE	RPI	RPI	RPI	RPI
DIV. I ONLY	13- 13	169	6- 3	291	266	229	229	23	23	
DIV. I NON-CONF.	3- 6	234	0- 0	304	290	296	296	24	24	
TOTALS	RPI 1-25	RPI 26-50	W-L RECORDS	RPI 51-100	RPI 101-150	RPI 150+				
13- 13	0- 0	0- 0	OVERALL	1- 1	1- 1	11- 11				
7- 5	0- 0	0- 0	HOME	0- 1	1- 0	6- 4				
6- 8	0- 0	0- 0	AWAY	1- 0	0- 1	5- 7				
0- 0	0- 0	0- 0	NEUTRAL	0- 0	0- 0	0- 0				
3- 6	0- 0	0- 0	NON-CONFERENCE	0- 1	0- 0	3- 5				
2- 2	0- 0	0- 0	HOME	0- 1	0- 0	2- 1				
1- 4	0- 0	0- 0	AWAY	0- 0	0- 0	1- 4				
0- 0	0- 0	0- 0	NEUTRAL	0- 0	0- 0	0- 0				
10- 7	0- 0	0- 0	CONFERENCE	1- 0	1- 1	8- 6				
5- 3	0- 0	0- 0	HOME	0- 0	1- 0	4- 3				
5- 4	0- 0	0- 0	AWAY	1- 0	0- 1	4- 3				
0- 0	0- 0	0- 0	NEUTRAL	0- 0	0- 0	0- 0				

RPI 1-25				RPI 26-50				RPI 51-100				RPI 101+				Team's RPI: 229	
RPI	S	Opponent	Score	RPI	S	Opponent	Score	RPI	S	Opponent	Score	RPI	S	Opponent	Score		
								89	H	Bucknell	56	61	121	A	Iona	56	67
								99	A	Quinnipiac	52	42	121	H	Iona	63	56
													163	A	Yale	36	62
													171	A	Marist	64	59
													171	H	Marist	73	79
													177	H	Fordham	49	60
													198	A	Fairfield	70	55
													198	H	Fairfield	57	59
													200	H	Brown	80	56
													210	A	Canisius	68	70
													210	H	Canisius	77	55
													220	A	Siena	59	60
													220	H	Siena	56	49
													238	A	New Hampshire	57	72
													239	A	Holy Cross	44	58
													251	A	Monmouth	62	72
													251	H	Monmouth	56	57
													270	A	American	48	52
													286	A	Rider	74	70
													308	A	Niagara	58	49
													308	H	Niagara	80	62
													312	A	Fairleigh Dickinson	85	78
													332	H	St. Francis Brooklyn	61	53
													334	H	Saint Peter's	64	47
LAST 12 Division I GAMES:																	
308	A	Niagara	58	49	251	A	Monmouth	62	72								
210	A	Canisius	68	70	286	A	Rider	74	70								
220	H	Siena	56	49	334	H	Saint Peter's	64	47								
251	H	Monmouth	56	57	121	H	Iona	63	56								
171	A	Marist	64	59	198	H	Fairfield	57	59								
210	H	Canisius	77	55	171	H	Marist	73	79								

Non-Div I Games:

Manhattan

■ Loss,
 ■ Non-Conf,
 ■ S Site,
 ■ H Home
 ■ A Away
 N Neutral

Average RPI Win:	251	WON-LOST	WINNING	LAST 10	STRENGTH OF	OPP. STRENGTH	TEAM	ADJ.	CONF.	ADJ CONF.
Average RPI Loss:	119	RECORD	PCT. RANK	GAMES	SCHEDULE	OF SCHEDULE	RPI	RPI	RPI	RPI
DIV. I ONLY	14- 14	169	7- 3	156	226	171	171	23	23	
DIV. I NON-CONF.	1- 9	325	0- 0	40	92	235	235	24	24	
TOTALS	RPI 1-25	RPI 26-50	W-L RECORDS	RPI 51-100	RPI 101-150	RPI 150+				
14- 14	0- 1	0- 2	OVERALL	1- 4	1- 3	12- 4				
8- 4	0- 0	0- 1	HOME	1- 1	1- 0	6- 2				
6- 7	0- 0	0- 1	AWAY	0- 2	0- 2	6- 2				
0- 3	0- 1	0- 0	NEUTRAL	0- 1	0- 1	0- 0				
1- 9	0- 1	0- 2	NON-CONFERENCE	0- 3	0- 2	1- 1				
0- 3	0- 0	0- 1	HOME	0- 1	0- 0	0- 1				
1- 3	0- 0	0- 1	AWAY	0- 1	0- 1	0- 0				
0- 3	0- 1	0- 0	NEUTRAL	0- 1	0- 1	0- 0				
13- 5	0- 0	0- 0	CONFERENCE	1- 1	1- 1	11- 3				
8- 1	0- 0	0- 0	HOME	1- 0	1- 0	6- 1				
5- 4	0- 0	0- 0	AWAY	0- 1	0- 1	5- 2				
0- 0	0- 0	0- 0	NEUTRAL	0- 0	0- 0	0- 0				

RPI S	Opponent	Score	RPI S	Opponent	Score	RPI S	Opponent	Score	RPI S	Opponent	Score	Team's RPI: 171
16 N	Louisville	53 65	38 H	Princeton	44 77	62 A	South Dakota St.	68 77	121 A	Iona	49 69	
			45 A	St. John's (NY)	47 61	74 H	Hofstra	67 71	121 H	Iona	62 61	
						90 N	Missouri St.	45 77	123 N	LSU	49 72	
						99 A	Quinnipiac	71 76	140 A	Creighton	46 89	
						99 H	Quinnipiac	56 47	169 H	Delaware	50 56	
									198 A	Fairfield	72 57	
									198 H	Fairfield	64 63	
									210 A	Canisius	69 71	
									220 H	Siena	66 37	
									229 A	Manhattan	79 73	
									229 H	Manhattan	59 64	
									251 A	Monmouth	52 60	
									251 H	Monmouth	78 55	
									286 A	Rider	74 56	
									286 H	Rider	66 54	
									308 A	Niagara	82 68	
									308 H	Niagara	63 50	
									334 A	Saint Peter's	74 55	
									334 H	Saint Peter's	69 46	
									345 A	Boston U.	73 54	
LAST 12 Division I GAMES:												
198 H	Fairfield	64 63	286 A	Rider	74 56							
99 A	Quinnipiac	71 76	220 H	Siena	66 37							
210 A	Canisius	69 71	334 H	Saint Peter's	69 46							
308 A	Niagara	82 68	308 H	Niagara	63 50							
229 H	Manhattan	59 64	251 H	Monmouth	78 55							
334 A	Saint Peter's	74 55	121 H	Iona	62 61							

Non-Div I Games:

Marist

■ Loss,
■ Non-Conf, S Site,
■ Home
■ Away
N Neutral

Average RPI Win:	160	WON-LOST	WINNING	LAST 10	STRENGTH OF	OPP. STRENGTH	TEAM	ADJ.	CONF.	ADJ CONF.
Average RPI Loss:	68	RECORD	PCT. RANK	GAMES	SCHEDULE	OF SCHEDULE	RPI	RPI	RPI	RPI
DIV. I ONLY	14- 14	169	7- 3	52	71	88	88	6	6	
DIV. I NON-CONF.	5- 6	180	0- 0	17	88	88	88	6	6	
TOTALS	RPI 1-25	RPI 26-50	W-L RECORDS	RPI 51-100	RPI 101-150	RPI 150+				
14- 14	0- 3	2- 5	OVERALL	2- 2	2- 4	8- 0				
9- 3	0- 1	2- 1	HOME	2- 0	2- 1	3- 0				
4- 11	0- 2	0- 4	AWAY	0- 2	0- 3	4- 0				
1- 0	0- 0	0- 0	NEUTRAL	0- 0	0- 0	1- 0				
5- 6	0- 2	0- 1	NON-CONFERENCE	1- 1	0- 2	4- 0				
2- 2	0- 1	0- 0	HOME	1- 0	0- 1	1- 0				
2- 4	0- 1	0- 1	AWAY	0- 1	0- 1	2- 0				
1- 0	0- 0	0- 0	NEUTRAL	0- 0	0- 0	1- 0				
9- 8	0- 1	2- 4	CONFERENCE	1- 1	2- 2	4- 0				
7- 1	0- 0	2- 1	HOME	1- 0	2- 0	2- 0				
2- 7	0- 1	0- 3	AWAY	0- 1	0- 2	2- 0				
0- 0	0- 0	0- 0	NEUTRAL	0- 0	0- 0	0- 0				

RPI 1-25				RPI 26-50				RPI 51-100				Team's RPI: 88	RPI 101+			
RPI	S	Opponent	Score	RPI	S	Opponent	Score	RPI	S	Opponent	Score		RPI	S	Opponent	Score
7	H	Oregon St.	58 65	27	A	Green Bay	55 75	56	H	Auburn	70 69		126	H	IUPUI	55 60
8	A	Arizona St.	80 90	34	A	Seton Hall	68 99	66	A	South Dakota	69 97		139	A	Northern Ky.	78 83
22	A	DePaul	86 91	34	H	Seton Hall	89 82	94	A	Georgetown	72 75		140	A	Creighton	81 83
				45	A	St. John's (NY)	77 81	94	H	Georgetown	87 72		140	H	Creighton	79 72
				45	H	St. John's (NY)	67 64						147	A	Xavier	66 71
				50	A	Villanova	60 81						147	H	Xavier	74 69
				50	H	Villanova	75 82						172	A	Milwaukee	101 81
													179	H	Wisconsin	77 61
													183	A	Butler	80 64
													183	H	Butler	76 69
													187	N	Richmond	98 80
													259	A	Providence	92 85
													259	H	Providence	105 75
													300	A	FIU	95 83
LAST 12 Division I GAMES:																
259	A	Providence	92 85	34	H	Seton Hall	89 82									
140	A	Creighton	81 83	45	H	St. John's (NY)	67 64									
147	H	Xavier	74 69	140	H	Creighton	79 72									
183	H	Butler	76 69	259	H	Providence	105 75									
50	A	Villanova	60 81	183	A	Butler	80 64									
94	A	Georgetown	72 75	147	A	Xavier	66 71									

Non-Div I Games:

Marquette

■ Loss,
■ Non-Conf,
■ S Site,
■ H Home
■ A Away
N Neutral

Average RPI Win:	230	WON-LOST	WINNING	LAST 10	STRENGTH OF	OPP. STRENGTH	TEAM	ADJ.	CONF.	ADJ CONF.
Average RPI Loss:	101	RECORD	PCT. RANK	GAMES	SCHEDULE	OF SCHEDULE	RPI	RPI	RPI	RPI
DIV. I ONLY	14- 9	104	5- 5	217	171	151	151	12	12	
DIV. I NON-CONF.	8- 1	23	0- 0	330	339	138	138	10	10	
TOTALS	RPI 1-25	RPI 26-50	W-L RECORDS	RPI 51-100	RPI 101-150	RPI 150+				
14- 9	1- 0	0- 3	OVERALL	0- 3	3- 1	10- 2				
10- 3	1- 0	0- 1	HOME	0- 1	1- 0	8- 1				
4- 5	0- 0	0- 1	AWAY	0- 2	2- 1	2- 1				
0- 1	0- 0	0- 1	NEUTRAL	0- 0	0- 0	0- 0				
8- 1	0- 0	0- 1	NON-CONFERENCE	0- 0	1- 0	7- 0				
6- 0	0- 0	0- 0	HOME	0- 0	0- 0	6- 0				
2- 0	0- 0	0- 0	AWAY	0- 0	1- 0	1- 0				
0- 1	0- 0	0- 1	NEUTRAL	0- 0	0- 0	0- 0				
6- 8	1- 0	0- 2	CONFERENCE	0- 3	2- 1	3- 2				
4- 3	1- 0	0- 1	HOME	0- 1	1- 0	2- 1				
2- 5	0- 0	0- 1	AWAY	0- 2	1- 1	1- 1				
0- 0	0- 0	0- 0	NEUTRAL	0- 0	0- 0	0- 0				

RPI 1-25				RPI 26-50				RPI 51-100				RPI 101+ Team's RPI: 151			
RPI	S	Opponent	Score	RPI	S	Opponent	Score	RPI	S	Opponent	Score	RPI	S	Opponent	Score
25	H	UTEP	79 64	36	N	West Virginia	60 66	70	A	Middle Tenn.	54 65	136	A	Southern Ill.	61 55
				49	A	Western Ky.	52 81	76	A	Charlotte	77 87	143	A	Old Dominion	55 77
				49	H	Western Ky.	76 80	76	H	Charlotte	61 64	143	H	Old Dominion	80 62
												145	A	UAB	64 61
												174	H	Cornell	73 47
												189	A	Fla. Atlantic	73 84
												208	H	Rhode Island	72 62
												223	H	North Texas	63 71
												224	H	Rice	81 52
												262	H	Saint Francis (PA)	81 73
												263	H	UTSA	80 76
												300	A	FIU	65 58
												304	A	Morehead St.	104 101
												343	H	NJIT	63 50
												346	H	Norfolk St.	81 67
												347	H	Alabama A&M	81 45
LAST 12 Division I GAMES:															
143	A	Old Dominion	55 77	70	A	Middle Tenn.	54 65								
76	A	Charlotte	77 87	143	H	Old Dominion	80 62								
49	H	Western Ky.	76 80	76	H	Charlotte	61 64								
263	H	UTSA	80 76	224	H	Rice	81 52								
25	H	UTEP	79 64	223	H	North Texas	63 71								
145	A	UAB	64 61	300	A	FIU	65 58								

Non-Div I Games: Brescia 92 40 West Va. Tech 83 39

Marshall

Loss, Non-Conf, S Site, H Home A Away N Neutral

Maryland

Through Games Of Feb. 21, 2016

Average RPI Win:	129	WON-LOST	WINNING	LAST 10	STRENGTH OF	OPP. STRENGTH	TEAM	ADJ.	CONF.	ADJ CONF.
Average RPI Loss:	4	RECORD	PCT. RANK	GAMES	SCHEDULE	OF SCHEDULE	RPI	RPI	RPI	RPI
DIV. I ONLY	25- 3	9	9- 1	53	33	11	11	5	5	
DIV. I NON-CONF.	11- 1	16	0- 0	112	157	25	25	4	4	
TOTALS	RPI 1-25	RPI 26-50	W-L RECORDS	RPI 51-100	RPI 101-150	RPI 150+				
25- 3	2- 3	1- 0	OVERALL	8- 0	6- 0	8- 0				
13- 1	2- 1	1- 0	HOME	3- 0	1- 0	6- 0				
9- 1	0- 1	0- 0	AWAY	4- 0	3- 0	2- 0				
3- 1	0- 1	0- 0	NEUTRAL	1- 0	2- 0	0- 0				
11- 1	1- 1	0- 0	NON-CONFERENCE	1- 0	2- 0	7- 0				
7- 0	1- 0	0- 0	HOME	0- 0	0- 0	6- 0				
1- 0	0- 0	0- 0	AWAY	0- 0	0- 0	1- 0				
3- 1	0- 1	0- 0	NEUTRAL	1- 0	2- 0	0- 0				
14- 2	1- 2	1- 0	CONFERENCE	7- 0	4- 0	1- 0				
6- 1	1- 1	1- 0	HOME	3- 0	1- 0	0- 0				
8- 1	0- 1	0- 0	AWAY	4- 0	3- 0	1- 0				
0- 0	0- 0	0- 0	NEUTRAL	0- 0	0- 0	0- 0				

RPI	S	Opponent	Score	RPI	S	Opponent	Score	RPI	S	Opponent	Score	RPI	S	Opponent	Score
3	N	UConn	73 83	46	H	Indiana	86 63	52	A	Rutgers	73 59	106	A	Northwestern	79 70
5	A	Ohio St.	86 94					55	A	Iowa	76 56	106	H	Northwestern	80 62
5	H	Ohio St.	71 80					57	A	Purdue	87 67	122	N	Pittsburgh	70 49
17	H	Syracuse	82 64					57	H	Purdue	73 59	130	A	Penn St.	89 53
23	H	Michigan St.	85 76					62	N	South Dakota St.	62 55	143	N	Old Dominion	95 49
								67	A	Michigan	74 67	150	A	Illinois	79 63
								67	H	Michigan	76 56	153	H	Detroit	97 41
								84	H	Nebraska	89 50	165	H	Southern U.	94 61
												179	A	Wisconsin	90 65
												248	H	High Point	105 50
												252	H	Loyola Maryland	97 47
												279	H	Central Conn. St.	86 43
												292	A	UMES	106 30
												321	H	UMass Lowell	102 53
LAST 12 Division I GAMES:															
52	A	Rutgers	73 59	57	A	Purdue	87 67								
67	H	Michigan	76 56	46	H	Indiana	86 63								
106	A	Northwestern	79 70	130	A	Penn St.	89 53								
57	H	Purdue	73 59	179	A	Wisconsin	90 65								
5	A	Ohio St.	86 94	106	H	Northwestern	80 62								
23	H	Michigan St.	85 76	67	A	Michigan	74 67								

Non-Div I Games:

Maryland

Loss, Non-Conf, S Site, H Home A Away N Neutral

Massachusetts

Through Games Of Feb. 21, 2016

Average RPI Win:	189	WON-LOST	WINNING	LAST 10	STRENGTH OF	OPP. STRENGTH	TEAM	ADJ.	CONF.	ADJ CONF.
Average RPI Loss:	129	RECORD	PCT. RANK	GAMES	SCHEDULE	OF SCHEDULE	RPI	RPI	RPI	RPI
DIV. I ONLY	9- 17	259	3- 5	134	110	219	219	7	7	
DIV. I NON-CONF.	6- 6	160	0- 1	255	206	203	203	8	8	
TOTALS	RPI 1-25	RPI 26-50	W-L RECORDS	RPI 51-100	RPI 101-150	RPI 150+				
9- 17	0- 1	1- 2	OVERALL	2- 4	0- 3	6- 7				
6- 6	0- 0	1- 0	HOME	2- 1	0- 2	3- 3				
3- 10	0- 1	0- 2	AWAY	0- 2	0- 1	3- 4				
0- 1	0- 0	0- 0	NEUTRAL	0- 1	0- 0	0- 0				
6- 6	0- 0	0- 0	NON-CONFERENCE	1- 2	0- 2	5- 2				
4- 1	0- 0	0- 0	HOME	1- 0	0- 1	3- 0				
2- 4	0- 0	0- 0	AWAY	0- 1	0- 1	2- 2				
0- 1	0- 0	0- 0	NEUTRAL	0- 1	0- 0	0- 0				
3- 11	0- 1	1- 2	CONFERENCE	1- 2	0- 1	1- 5				
2- 5	0- 0	1- 0	HOME	1- 1	0- 1	0- 3				
1- 6	0- 1	0- 2	AWAY	0- 1	0- 0	1- 2				
0- 0	0- 0	0- 0	NEUTRAL	0- 0	0- 0	0- 0				

RPI	S	Opponent	Score	RPI	S	Opponent	Score	RPI	S	Opponent	Score	RPI	S	Opponent	Score	Team's RPI: 219
19	A	Duquesne	64 73	35	A	St. Bonaventure	41 66	53	A	Duke	46 70	103	A	Harvard	65 67	
				35	H	St. Bonaventure	69 60	58	A	Saint Louis	49 69	104	H	Saint Joseph's	58 62	
				39	A	George Washington	50 67	64	H	Dayton	76 69	138	H	Buffalo	48 56	
								72	N	Ball St.	54 81	167	A	Davidson	66 62	
								74	H	Hofstra	57 56	176	A	Colorado	63 90	
								80	H	VCU	66 74	177	H	Fordham	55 60	
												185	A	George Mason	59 64	
												187	H	Richmond	68 74	
												208	H	Rhode Island	79 80	
												217	H	Hartford	63 57	
												239	A	Holy Cross	74 60	
												242	A	Bryant	86 69	
												274	A	La Salle	57 66	
												279	A	Central Conn. St.	68 78	
												321	H	UMass Lowell	84 58	
												345	H	Boston U.	73 56	
LAST 12 Division I GAMES:																
		72	N	Ball St.	54	81		19	A	Duquesne	64	73				
		167	A	Davidson	66	62		185	A	George Mason	59	64				
		64	H	Dayton	76	69		208	H	Rhode Island	79	80				
		35	H	St. Bonaventure	69	60		39	A	George Washington	50	67				
		274	A	La Salle	57	66		187	H	Richmond	68	74				
		177	H	Fordham	55	60		58	A	Saint Louis	49	69				

Non-Div I Games:

Massachusetts

Loss, Non-Conf, S Site, H Home A Away N Neutral

Average RPI Win:	253	WON-LOST	WINNING	LAST 10	STRENGTH OF	OPP. STRENGTH	TEAM	ADJ.	CONF.	ADJ CONF.
Average RPI Loss:	147	RECORD	PCT. RANK	GAMES	SCHEDULE	OF SCHEDULE	RPI	RPI	RPI	RPI
DIV. I ONLY	14- 10	125	6- 4	271	208	162	162	27	27	
DIV. I NON-CONF.	5- 4	138	0- 0	127	69	89	89	26	26	
TOTALS	RPI 1-25	RPI 26-50	W-L RECORDS	RPI 51-100	RPI 101-150	RPI 150+				
14- 10	0- 1	0- 0	OVERALL	0- 3	2- 2	12- 4				
8- 2	0- 0	0- 0	HOME	0- 0	1- 1	7- 1				
5- 8	0- 1	0- 0	AWAY	0- 3	1- 1	4- 3				
1- 0	0- 0	0- 0	NEUTRAL	0- 0	0- 0	1- 0				
5- 4	0- 1	0- 0	NON-CONFERENCE	0- 2	1- 0	4- 1				
2- 0	0- 0	0- 0	HOME	0- 0	0- 0	2- 0				
2- 4	0- 1	0- 0	AWAY	0- 2	1- 0	1- 1				
1- 0	0- 0	0- 0	NEUTRAL	0- 0	0- 0	1- 0				
9- 6	0- 0	0- 0	CONFERENCE	0- 1	1- 2	8- 3				
6- 2	0- 0	0- 0	HOME	0- 0	1- 1	5- 1				
3- 4	0- 0	0- 0	AWAY	0- 1	0- 1	3- 2				
0- 0	0- 0	0- 0	NEUTRAL	0- 0	0- 0	3- 0				

RPI 1-25				RPI 26-50				RPI 51-100				RPI 101+ Team's RPI: 162			
RPI	S	Opponent	Score	RPI	S	Opponent	Score	RPI	S	Opponent	Score	RPI	S	Opponent	Score
4	A	Baylor	46 105					51	A	Chattanooga	53 68	111	H	Central Ark.	56 70
								69	A	Abilene Christian	62 79	128	A	Northwestern St.	64 85
								83	A	Tulane	55 74	128	H	Northwestern St.	78 74
												148	A	UT Arlington	63 57
												164	A	Ole Miss	56 96
												173	A	Louisiana Tech	74 71
												212	A	Stephen F. Austin	55 80
												224	H	Rice	61 53
												226	N	Dartmouth	78 56
												235	H	Sam Houston St.	82 79
												245	A	Houston Baptist	71 64
												285	H	Lamar	92 84
												290	H	La.-Monroe	72 62
												307	A	Southeastern La.	83 74
												307	H	Southeastern La.	96 79
												313	H	A&M-Corpus Christi	72 51
												317	A	Nicholls St.	81 85
												330	H	Incarinate Word	55 68
												333	A	New Orleans	77 74
												333	H	New Orleans	92 63
LAST 12 Division I GAMES:															
285	H	Lamar	92 84	333	A	New Orleans	77 74								
111	H	Central Ark.	56 70	307	H	Southeastern La.	96 79								
128	A	Northwestern St.	64 85	128	H	Northwestern St.	78 74								
307	A	Southeastern La.	83 74	330	H	Incarinate Word	55 68								
317	A	Nicholls St.	81 85	235	H	Sam Houston St.	82 79								
333	H	New Orleans	92 63	69	A	Abilene Christian	62 79								

Non-Div I Games: Southern-N.O. 97 61 Louisiana Col. 73 59 Loyola (LA) 70 69

McNeese St.

Loss, Non-Conf, S Site, H Home A Away N Neutral

Average RPI Win:	177	WON-LOST	WINNING	LAST 10	STRENGTH OF	OPP. STRENGTH	TEAM	ADJ.	CONF.	ADJ CONF.
Average RPI Loss:	90	RECORD	PCT. RANK	GAMES	SCHEDULE	OF SCHEDULE	RPI	RPI	RPI	RPI
DIV. I ONLY	16- 11	120	7- 3	113	74	105	105	9	9	
DIV. I NON-CONF.	6- 5	146	0- 0	156	90	155	155	7	7	
TOTALS	RPI 1-25	RPI 26-50	W-L RECORDS	RPI 51-100	RPI 101-150	RPI 150+				
16- 11	0- 2	1- 2	OVERALL	4- 3	2- 1	9- 3				
11- 4	0- 1	1- 1	HOME	3- 1	2- 0	5- 1				
5- 7	0- 1	0- 1	AWAY	1- 2	0- 1	4- 2				
0- 0	0- 0	0- 0	NEUTRAL	0- 0	0- 0	0- 0				
6- 5	0- 0	0- 1	NON-CONFERENCE	2- 2	2- 1	2- 1				
5- 2	0- 0	0- 1	HOME	1- 1	2- 0	2- 0				
1- 3	0- 0	0- 0	AWAY	1- 1	0- 1	0- 1				
0- 0	0- 0	0- 0	NEUTRAL	0- 0	0- 0	0- 0				
10- 6	0- 2	1- 1	CONFERENCE	2- 1	0- 0	7- 2				
6- 2	0- 1	1- 0	HOME	2- 0	0- 0	3- 1				
4- 4	0- 1	0- 1	AWAY	0- 1	0- 0	4- 1				
0- 0	0- 0	0- 0	NEUTRAL	0- 0	0- 0	0- 0				

RPI	S	Opponent	Score	RPI	S	Opponent	Score	RPI	S	Opponent	Score	RPI	S	Opponent	Score	Team's RPI: 105
3	A	UConn	40 83	37	A	South Fla.	82 97	58	H	Saint Louis	57 63	125	A	Little Rock	53 61	
3	H	UConn	46 86	37	H	South Fla.	88 87	68	A	Temple	58 82	136	H	Southern Ill.	61 58	
				39	H	George Washington	62 68	68	H	Temple	100 97	150	H	Illinois	81 75	
								79	A	Minnesota	60 70	159	A	East Carolina	79 78	
								83	H	Tulane	83 67	170	A	SMU	49 58	
								85	A	Central Mich.	64 61	190	A	Tulsa	69 58	
								94	H	Georgetown	57 53	190	H	Tulsa	59 65	
												195	A	Cincinnati	64 47	
												195	H	Cincinnati	54 51	
												216	A	Kansas	63 72	
												267	A	UCF	69 52	
												267	H	UCF	75 59	
												280	H	Houston	74 57	
												289	H	Jacksonville St.	70 55	
												341	H	Eastern Ill.	80 49	
LAST 12 Division I GAMES:																
37	A	South Fla.	82 97	267	H	UCF	75 59									
68	H	Temple	100 97	190	A	Tulsa	69 58									
159	A	East Carolina	79 78	37	H	South Fla.	88 87									
267	A	UCF	69 52	170	A	SMU	49 58									
195	H	Cincinnati	54 51	3	H	UConn	46 86									
3	A	UConn	40 83	190	H	Tulsa	59 65									

Non-Div I Games:

Memphis

■ Loss,
 ■ Non-Conf,
 ■ S Site,
 ■ H Home
 ■ A Away
 N Neutral

Average RPI Win:	249	WON-LOST	WINNING	LAST 10	STRENGTH OF	OPP. STRENGTH	TEAM	ADJ.	CONF.	ADJ CONF.
Average RPI Loss:	73	RECORD	PCT. RANK	GAMES	SCHEDULE	OF SCHEDULE	RPI	RPI	RPI	RPI
DIV. I ONLY	18- 7	62	8- 2	225	207	110	110	17	17	
DIV. I NON-CONF.	8- 5	120	0- 0	219	273	152	152	15	15	
TOTALS	RPI 1-25	RPI 26-50	W-L RECORDS	RPI 51-100	RPI 101-150	RPI 150+				
18- 7	0- 2	0- 0	OVERALL	1- 3	2- 1	15- 1				
8- 3	0- 0	0- 0	HOME	1- 1	1- 1	6- 1				
9- 3	0- 2	0- 0	AWAY	0- 1	1- 0	8- 0				
1- 1	0- 0	0- 0	NEUTRAL	0- 1	0- 0	1- 0				
8- 5	0- 2	0- 0	NON-CONFERENCE	0- 2	0- 1	8- 0				
4- 2	0- 0	0- 0	HOME	0- 1	0- 1	4- 0				
3- 2	0- 2	0- 0	AWAY	0- 0	0- 0	3- 0				
1- 1	0- 0	0- 0	NEUTRAL	0- 1	0- 0	1- 0				
10- 2	0- 0	0- 0	CONFERENCE	1- 1	2- 0	7- 1				
4- 1	0- 0	0- 0	HOME	1- 0	1- 0	2- 1				
6- 1	0- 0	0- 0	AWAY	0- 1	1- 0	5- 0				
0- 0	0- 0	0- 0	NEUTRAL	0- 0	0- 0	0- 0				

RPI 1-25				RPI 26-50				RPI 51-100				RPI 101+ Team's RPI: 110			
RPI	S	Opponent	Score	RPI	S	Opponent	Score	RPI	S	Opponent	Score	RPI	S	Opponent	Score
14	A	Florida St.	36 79					51	A	Chattanooga	45 67	112	A	Samford	63 60
20	A	Georgia	44 57					51	H	Chattanooga	67 44	112	H	Samford	63 61
								58	H	Saint Louis	60 68	136	H	Southern Ill.	52 55
								76	N	Charlotte	62 72	157	A	ETSU	61 45
												157	H	ETSU	53 55
												225	A	Furman	61 50
												228	H	Col. of Charleston	66 58
												273	A	Tennessee Tech	63 47
												276	H	Ga. Southern	62 50
												289	H	Jacksonville St.	46 39
												291	A	Florida A&M	54 50
												293	A	Kennesaw St.	72 61
												297	A	UNCG	86 78
												297	H	UNCG	81 47
												305	A	Wofford	70 61
												309	A	Western Caro.	92 88
												309	H	Western Caro.	63 42
												324	H	North Florida	68 54
												331	N	Howard	70 53
LAST 12 Division I GAMES:															
51	A	Chattanooga	45 67	305	A	Wofford	70 61								
157	A	ETSU	61 45	157	H	ETSU	53 55								
112	H	Samford	63 61	51	H	Chattanooga	67 44								
297	H	UNCG	81 47	112	A	Samford	63 60								
309	H	Western Caro.	63 42	309	A	Western Caro.	92 88								
225	A	Furman	61 50	297	A	UNCG	86 78								

Non-Div I Games: Faulkner 86 33 Coastal Ga. 87 48

Mercer

Loss, Non-Conf, S Site, H Home A Away N Neutral

Average RPI Win:	155	WON-LOST	WINNING	LAST 10	STRENGTH OF	OPP. STRENGTH	TEAM	ADJ.	CONF.	ADJ CONF.
Average RPI Loss:	25	RECORD	PCT. RANK	GAMES	SCHEDULE	OF SCHEDULE	RPI	RPI	RPI	RPI
DIV. I ONLY	22- 5	26	7- 3	75	61	26	26	4	4	
DIV. I NON-CONF.	12- 1	9	0- 0	179	140	41	41	5	5	
TOTALS	RPI 1-25	RPI 26-50	W-L RECORDS	RPI 51-100	RPI 101-150	RPI 150+				
22- 5	0- 4	2- 0	OVERALL	4- 1	8- 0	8- 0				
13- 2	0- 2	1- 0	HOME	2- 0	4- 0	6- 0				
8- 2	0- 1	0- 0	AWAY	2- 1	4- 0	2- 0				
1- 1	0- 1	1- 0	NEUTRAL	0- 0	0- 0	0- 0				
12- 1	0- 1	1- 0	NON-CONFERENCE	2- 0	2- 0	7- 0				
8- 0	0- 0	0- 0	HOME	1- 0	1- 0	6- 0				
3- 0	0- 0	0- 0	AWAY	1- 0	1- 0	1- 0				
1- 1	0- 1	1- 0	NEUTRAL	0- 0	0- 0	0- 0				
10- 4	0- 3	1- 0	CONFERENCE	2- 1	6- 0	1- 0				
5- 2	0- 2	1- 0	HOME	1- 0	3- 0	0- 0				
5- 2	0- 1	0- 0	AWAY	1- 1	3- 0	1- 0				
0- 0	0- 0	0- 0	NEUTRAL	0- 0	0- 0	0- 0				

RPI 1-25				RPI 26-50				Team's RPI: 26				RPI 51-100				RPI 101+			
RPI	S	Opponent	Score	RPI	S	Opponent	Score	RPI	S	Opponent	Score	RPI	S	Opponent	Score	RPI	S	Opponent	Score
1	A	Notre Dame	69 90	43	H	North Carolina St.	73 44	53	H	Duke	61 53	113	H	Wake Forest	71 60				
4	N	Baylor	81 88	46	N	Indiana	89 75	75	A	Georgia Tech	58 55	116	A	Boston College	67 62				
14	H	Florida St.	58 69					76	A	Charlotte	77 70	118	A	Virginia Tech	57 45				
17	H	Syracuse	51 57					91	A	Virginia	56 76	118	H	Virginia Tech	67 56				
								100	H	Wright St.	80 67	122	H	Pittsburgh	79 55				
												124	A	North Carolina	76 61				
												143	A	Old Dominion	61 35				
												150	H	Illinois	73 64				
												172	H	Milwaukee	77 38				
												178	A	Loyola Chicago	77 50				
												249	A	Clemson	83 49				
												260	H	Bethune-Cookman	55 47				
												266	H	Coppin St.	78 59				
												274	H	La Salle	86 58				
												300	H	FIU	83 55				
												321	H	UMass Lowell	84 53				
LAST 12 Division I GAMES:																			
118	H	Virginia Tech	67 56	118	A	Virginia Tech	57 45												
1	A	Notre Dame	69 90	14	H	Florida St.	58 69												
75	A	Georgia Tech	58 55	124	A	North Carolina	76 61												
53	H	Duke	61 53	113	H	Wake Forest	71 60												
116	A	Boston College	67 62	249	A	Clemson	83 49												
17	H	Syracuse	51 57	122	H	Pittsburgh	79 55												

Non-Div I Games:

Miami (FL)

■ Loss,
 ■ Non-Conf, S Site,
 ■ Home
 ■ Away
 N Neutral

Average RPI Win:	266	WON-LOST	WINNING	LAST 10	STRENGTH OF	OPP. STRENGTH	TEAM	ADJ.	CONF.	ADJ CONF.
Average RPI Loss:	126	RECORD	PCT. RANK	GAMES	SCHEDULE	OF SCHEDULE	RPI	RPI	RPI	RPI
DIV. I ONLY	9- 16	253	2- 8	207	167	265	265	11	11	
DIV. I NON-CONF.	6- 5	146	0- 0	305	226	234	234	13	13	
TOTALS	RPI 1-25	RPI 26-50	W-L RECORDS	RPI 51-100	RPI 101-150	RPI 150+				
9- 16	0- 0	0- 1	OVERALL	0- 7	1- 4	8- 4				
7- 6	0- 0	0- 0	HOME	0- 3	1- 1	6- 2				
1- 10	0- 0	0- 1	AWAY	0- 4	0- 3	1- 2				
1- 0	0- 0	0- 0	NEUTRAL	0- 0	0- 0	1- 0				
6- 5	0- 0	0- 0	NON-CONFERENCE	0- 2	0- 1	6- 2				
4- 2	0- 0	0- 0	HOME	0- 0	0- 1	4- 1				
1- 3	0- 0	0- 0	AWAY	0- 2	0- 0	1- 1				
1- 0	0- 0	0- 0	NEUTRAL	0- 0	0- 0	1- 0				
3- 11	0- 0	0- 1	CONFERENCE	0- 5	1- 3	2- 2				
3- 4	0- 0	0- 0	HOME	0- 3	1- 0	2- 1				
0- 7	0- 0	0- 1	AWAY	0- 2	0- 3	0- 1				
0- 0	0- 0	0- 0	NEUTRAL	0- 0	0- 0	0- 0				

RPI S	Opponent	Score	RPI S	Opponent	Score	RPI S	Opponent	Score	RPI S	Opponent	Score	Team's RPI: 265
			29 A	Ohio	44 72	67 A	Michigan	55 97	115 A	Western Mich.	66 80	
						72 A	Ball St.	41 66	129 A	Akron	65 77	
						85 A	Central Mich.	54 77	138 A	Buffalo	39 58	
						85 H	Central Mich.	58 72	138 H	Buffalo	69 58	
						87 A	UT Martin	47 74	139 H	Northern Ky.	57 71	
						92 H	Eastern Mich.	46 70	184 H	Eastern Ky.	72 77	
						98 H	Toledo	50 55	189 A	Fla. Atlantic	65 68	
									205 H	Oakland	65 54	
									243 A	Valparaiso	75 72	
									253 H	Bowling Green	58 64	
									258 A	Northern Ill.	73 92	
									258 H	Northern Ill.	66 60	
									269 H	Austin Peay	75 60	
									304 H	Morehead St.	59 57	
									325 H	Kent St.	55 52	
									326 H	Evansville	91 85	
									327 N	LIU Brooklyn	68 49	
LAST 12 Division I GAMES:												
138 A	Buffalo	39 58	85 A	Central Mich.	54 77							
29 A	Ohio	44 72	138 H	Buffalo	69 58							
92 H	Eastern Mich.	46 70	85 H	Central Mich.	58 72							
258 A	Northern Ill.	73 92	115 A	Western Mich.	66 80							
129 A	Akron	65 77	98 H	Toledo	50 55							
325 H	Kent St.	55 52	72 A	Ball St.	41 66							

Non-Div I Games:

Miami (OH)

 Loss,
 Non-Conf,
S Site,
 Home
 Away
N Neutral

Michigan

Through Games Of Feb. 21, 2016

Average RPI Win:	147	WON-LOST	WINNING	LAST 10	STRENGTH OF	OPP. STRENGTH	TEAM	ADJ.	CONF.	ADJ CONF.
Average RPI Loss:	39	RECORD	PCT. RANK	GAMES	SCHEDULE	OF SCHEDULE	RPI	RPI	RPI	RPI
DIV. I ONLY	16- 11	120	5- 5	27	41	67	67	5	5	
DIV. I NON-CONF.	8- 3	77	0- 0	89	138	71	71	4	4	
TOTALS	RPI 1-25	RPI 26-50	W-L RECORDS	RPI 51-100	RPI 101-150	RPI 150+				
16- 11	0- 5	0- 2	OVERALL	4- 4	6- 0	6- 0				
12- 5	0- 3	0- 0	HOME	2- 2	5- 0	5- 0				
4- 6	0- 2	0- 2	AWAY	2- 2	1- 0	1- 0				
0- 0	0- 0	0- 0	NEUTRAL	0- 0	0- 0	0- 0				
8- 3	0- 1	0- 1	NON-CONFERENCE	0- 1	3- 0	5- 0				
7- 1	0- 1	0- 0	HOME	0- 0	3- 0	4- 0				
1- 2	0- 0	0- 1	AWAY	0- 1	0- 0	1- 0				
0- 0	0- 0	0- 0	NEUTRAL	0- 0	0- 0	0- 0				
8- 8	0- 4	0- 1	CONFERENCE	4- 3	3- 0	1- 0				
5- 4	0- 2	0- 0	HOME	2- 2	2- 0	1- 0				
3- 4	0- 2	0- 1	AWAY	2- 1	1- 0	0- 0				
0- 0	0- 0	0- 0	NEUTRAL	0- 0	0- 0	0- 0				

RPI 1-25				RPI 26-50				RPI 51-100				RPI 101+			
RPI	S	Opponent	Score	RPI	S	Opponent	Score	RPI	S	Opponent	Score	RPI	S	Opponent	Score
5	H	Ohio St.	93 97	38	A	Princeton	57 74	55	A	Iowa	69 85	122	H	Pittsburgh	82 45
9	H	UCLA	77 86	46	A	Indiana	69 77	55	H	Iowa	82 75	130	A	Penn St.	91 87
11	A	Maryland	56 76					57	A	Purdue	68 61	130	H	Penn St.	78 73
11	H	Maryland	67 74					57	H	Purdue	63 65	146	H	Oral Roberts	61 44
23	A	Michigan St.	64 85					79	A	Minnesota	93 86	147	H	Xavier	92 54
								79	H	Minnesota	92 76	150	H	Illinois	96 83
								84	H	Nebraska	81 93	153	A	Detroit	88 61
								92	A	Eastern Mich.	63 64	179	H	Wisconsin	82 65
												204	H	USC Upstate	119 61
												217	H	Hartford	83 47
												246	H	Binghamton	90 62
												265	H	Miami (OH)	97 55
LAST 12 Division I GAMES:															
130	H	Penn St.	78 73	79	H	Minnesota	92 76								
11	A	Maryland	56 76	55	A	Iowa	69 85								
57	A	Purdue	68 61	84	H	Nebraska	81 93								
179	H	Wisconsin	82 65	5	H	Ohio St.	93 97								
150	H	Illinois	96 83	130	A	Penn St.	91 87								
23	A	Michigan St.	64 85	11	H	Maryland	67 74								

Non-Div I Games:

Michigan

■ Loss,
■ Non-Conf,
■ S Site,
■ H Home
■ A Away
N Neutral

Average RPI Win:	122	WON-LOST	WINNING	LAST 10	STRENGTH OF	OPP. STRENGTH	TEAM	ADJ.	CONF.	ADJ CONF.
Average RPI Loss:	42	RECORD	PCT. RANK	GAMES	SCHEDULE	OF SCHEDULE	RPI	RPI	RPI	RPI
DIV. I ONLY	20- 7	47	5- 3	47	18	23	23	5	5	
DIV. I NON-CONF.	9- 2	37	0- 0	48	66	29	29	4	4	
TOTALS	RPI 1-25	RPI 26-50	W-L RECORDS	RPI 51-100	RPI 101-150	RPI 150+				
20- 7	1- 4	0- 1	OVERALL	7- 1	3- 1	9- 0				
12- 2	1- 1	0- 0	HOME	5- 0	2- 1	4- 0				
7- 4	0- 2	0- 1	AWAY	2- 1	1- 0	4- 0				
1- 1	0- 1	0- 0	NEUTRAL	0- 0	0- 0	1- 0				
9- 2	1- 2	0- 0	NON-CONFERENCE	0- 0	1- 0	7- 0				
5- 1	1- 1	0- 0	HOME	0- 0	1- 0	3- 0				
3- 0	0- 0	0- 0	AWAY	0- 0	0- 0	3- 0				
1- 1	0- 1	0- 0	NEUTRAL	0- 0	0- 0	1- 0				
11- 5	0- 2	0- 1	CONFERENCE	7- 1	2- 1	2- 0				
7- 1	0- 0	0- 0	HOME	5- 0	1- 1	1- 0				
4- 4	0- 2	0- 1	AWAY	2- 1	1- 0	1- 0				
0- 0	0- 0	0- 0	NEUTRAL	0- 0	0- 0	0- 0				

RPI 1-25				RPI 26-50				RPI 51-100				RPI 101+			
RPI	S	Opponent	Score	RPI	S	Opponent	Score	RPI	S	Opponent	Score	RPI	S	Opponent	Score
4	N	Baylor	76 84	46	A	Indiana	65 81	52	A	Rutgers	70 67	106	H	Northwestern	74 51
5	A	Ohio St.	80 85					52	H	Rutgers	59 48	115	H	Western Mich.	78 40
11	A	Maryland	76 85					55	A	Iowa	74 69	130	A	Penn St.	71 55
16	H	Louisville	78 85					55	H	Iowa	80 73	130	H	Penn St.	61 65
20	H	Georgia	66 45					57	H	Purdue	68 56	153	H	Detroit	81 42
								67	H	Michigan	85 64	160	A	Northeastern	77 51
								79	H	Minnesota	114 106	167	A	Davidson	73 44
								84	A	Nebraska	66 73	178	H	Loyola Chicago	76 47
												179	A	Wisconsin	77 54
												179	H	Wisconsin	77 67
												195	N	Cincinnati	103 63
												205	A	Oakland	82 62
												232	H	Idaho St.	79 60
LAST 12 Division I GAMES:															
		11	A	Maryland	76 85			67	H	Michigan	85 64				
		79	H	Minnesota	114 106			179	A	Wisconsin	77 54				
		52	A	Rutgers	70 67			57	H	Purdue	68 56				
		84	A	Nebraska	66 73			52	H	Rutgers	59 48				
		130	H	Penn St.	61 65			55	H	Iowa	80 73				
		55	A	Iowa	74 69			46	A	Indiana	65 81				

Non-Div I Games:

Michigan St.

Middle Tenn.

Through Games Of Feb. 21, 2016

Average RPI Win:	186	WON-LOST	WINNING	LAST 10	STRENGTH OF	OPP. STRENGTH	TEAM	ADJ.	CONF.	ADJ CONF.
Average RPI Loss:	78	RECORD	PCT. RANK	GAMES	SCHEDULE	OF SCHEDULE	RPI	RPI	RPI	RPI
DIV. I ONLY	18- 7	62	9- 1	116	106	70	70	12	12	
DIV. I NON-CONF.	6- 5	146	0- 0	121	87	125	125	10	10	
TOTALS	RPI 1-25	RPI 26-50	W-L RECORDS	RPI 51-100	RPI 101-150	RPI 150+				
18- 7	0- 2	1- 1	OVERALL	2- 2	4- 1	11- 1				
9- 3	0- 1	1- 0	HOME	2- 1	2- 1	4- 0				
9- 3	0- 0	0- 1	AWAY	0- 0	2- 0	7- 0				
0- 1	0- 0	0- 0	NEUTRAL	0- 0	0- 0	0- 1				
6- 5	0- 1	0- 1	NON-CONFERENCE	1- 2	1- 0	4- 1				
3- 2	0- 1	0- 0	HOME	1- 1	0- 0	2- 0				
3- 2	0- 0	0- 1	AWAY	0- 1	1- 0	2- 0				
0- 1	0- 0	0- 0	NEUTRAL	0- 0	0- 0	0- 1				
12- 2	0- 1	1- 0	CONFERENCE	1- 0	3- 1	7- 0				
6- 1	0- 0	1- 0	HOME	1- 0	2- 1	2- 0				
6- 1	0- 1	0- 0	AWAY	0- 0	1- 0	5- 0				
0- 0	0- 0	0- 0	NEUTRAL	0- 0	0- 0	0- 0				

RPI 1-25				RPI 26-50				RPI 51-100				RPI 101+			
RPI	S	Opponent	Score	RPI	S	Opponent	Score	RPI	S	Opponent	Score	RPI	S	Opponent	Score
15	H	Kentucky	52 68	29	A	Ohio	49 72	76	H	Charlotte	72 67	143	H	Old Dominion	58 61
25	A	UTEP	73 84	49	H	Western Ky.	83 75	85	A	Central Mich.	59 81	145	A	UAB	77 72
								90	H	Missouri St.	70 54	145	H	UAB	68 40
								91	H	Virginia	66 70	147	A	Xavier	62 53
												149	H	Southern Miss.	74 44
												151	H	Marshall	65 54
												156	N	Alabama	46 64
												164	H	Ole Miss	84 75
												173	H	Louisiana Tech	68 57
												189	A	Fla. Atlantic	83 73
												223	A	North Texas	76 52
												224	A	Rice	61 60
												263	A	UTSA	74 63
												269	A	Austin Peay	86 55
												273	H	Tennessee Tech	69 53
												300	A	FIU	85 62
												322	A	Nevada	90 46
LAST 12 Division I GAMES:															
145	A	UAB	77 72	151	H	Marshall	65 54								
149	H	Southern Miss.	74 44	224	A	Rice	61 60								
173	H	Louisiana Tech	68 57	223	A	North Texas	76 52								
300	A	FIU	85 62	143	H	Old Dominion	58 61								
189	A	Fla. Atlantic	83 73	76	H	Charlotte	72 67								
49	H	Western Ky.	83 75	263	A	UTSA	74 63								

Non-Div I Games:

Middle Tenn.

■ Loss,
 ■ Non-Conf, S Site,
 ■ Home
 ■ Away
 N Neutral

Average RPI Win:	250	WON-LOST	WINNING	LAST 10	STRENGTH OF	OPP. STRENGTH	TEAM	ADJ.	CONF.	ADJ CONF.
Average RPI Loss:	118	RECORD	PCT. RANK	GAMES	SCHEDULE	OF SCHEDULE	RPI	RPI	RPI	RPI
DIV. I ONLY	15- 10	112	7- 3	285	145	172	172	14	14	
DIV. I NON-CONF.	6- 5	146	0- 0	344	178	269	269	16	16	
TOTALS	RPI 1-25	RPI 26-50	W-L RECORDS	RPI 51-100	RPI 101-150	RPI 150+				
15- 10	0- 0	0- 3	OVERALL	1- 1	1- 3	13- 3				
7- 5	0- 0	0- 1	HOME	0- 1	0- 1	7- 2				
7- 5	0- 0	0- 2	AWAY	1- 0	1- 2	5- 1				
1- 0	0- 0	0- 0	NEUTRAL	0- 0	0- 0	1- 0				
6- 5	0- 0	0- 1	NON-CONFERENCE	0- 1	0- 1	6- 2				
3- 2	0- 0	0- 0	HOME	0- 1	0- 0	3- 1				
2- 3	0- 0	0- 1	AWAY	0- 0	0- 1	2- 1				
1- 0	0- 0	0- 0	NEUTRAL	0- 0	0- 0	1- 0				
9- 5	0- 0	0- 2	CONFERENCE	1- 0	1- 2	7- 1				
4- 3	0- 0	0- 1	HOME	0- 0	0- 1	4- 1				
5- 2	0- 0	0- 1	AWAY	1- 0	1- 1	3- 0				
0- 0	0- 0	0- 0	NEUTRAL	0- 0	0- 0	0- 0				

RPI 1-25				RPI 26-50				RPI 51-100				RPI 101+ Team's RPI: 172			
RPI	S	Opponent	Score	RPI	S	Opponent	Score	RPI	S	Opponent	Score	RPI	S	Opponent	Score
				26	A	Miami (FL)	38 77	88	H	Marquette	81 101	106	A	Northwestern	44 69
				27	A	Green Bay	46 69	100	A	Wright St.	82 60	132	A	Youngstown St.	67 69
				27	H	Green Bay	42 63					132	H	Youngstown St.	62 70
												139	A	Northern Ky.	86 60
												153	H	Detroit	79 89
												189	A	Fla. Atlantic	67 71
												205	H	Oakland	77 64
												218	A	Ill.-Chicago	62 56
												218	H	Ill.-Chicago	54 53
												243	A	Valparaiso	70 60
												243	H	Valparaiso	82 60
												258	H	Northern Ill.	73 58
												274	N	La Salle	69 53
												278	A	Cleveland St.	62 46
												278	H	Cleveland St.	59 58
												296	H	Denver	49 56
												301	H	UMKC	70 48
												316	H	IPFW	73 60
												340	A	Chicago St.	55 48
												341	A	Eastern Ill.	82 71
LAST 12 Division I GAMES:															
				218	A	Ill.-Chicago	62 56	153	H	Detroit	79 89				
				243	A	Valparaiso	70 60	139	A	Northern Ky.	86 60				
				132	H	Youngstown St.	62 70	100	A	Wright St.	82 60				
				278	H	Cleveland St.	59 58	243	H	Valparaiso	82 60				
				27	A	Green Bay	46 69	218	H	Ill.-Chicago	54 53				
				205	H	Oakland	77 64	278	A	Cleveland St.	62 46				

Non-Div I Games:

Milwaukee

■ Loss,
■ Non-Conf,
■ S Site,
■ H Home
■ A Away
N Neutral

Average RPI Win: 156		WON-LOST		WINNING		LAST 10		STRENGTH OF		OPP. STRENGTH		TEAM		ADJ.		CONF.		ADJ CONF.	
Average RPI Loss: 67		RECORD		PCT. RANK		GAMES		SCHEDULE		OF SCHEDULE		RPI		RPI		RPI		RPI	
DIV. I ONLY		18- 9		78		7- 3		127		37		79		79		5		5	
DIV. I NON-CONF.		8- 3		77		0- 0		232		193		134		134		4		4	
TOTALS		RPI 1-25		RPI 26-50		W-L RECORDS		RPI 51-100		RPI 101-150		RPI 150+							
18- 9		0- 1		1- 1		OVERALL		4- 6		7- 0		6- 1							
13- 2		0- 0		1- 0		HOME		4- 1		5- 0		3- 1							
4- 6		0- 1		0- 1		AWAY		0- 4		2- 0		2- 0							
1- 1		0- 0		0- 0		NEUTRAL		0- 1		0- 0		1- 0							
8- 3		0- 0		0- 0		NON-CONFERENCE		1- 2		2- 0		5- 1							
6- 1		0- 0		0- 0		HOME		1- 0		2- 0		3- 1							
1- 1		0- 0		0- 0		AWAY		0- 1		0- 0		1- 0							
1- 1		0- 0		0- 0		NEUTRAL		0- 1		0- 0		1- 0							
10- 6		0- 1		1- 1		CONFERENCE		3- 4		5- 0		1- 0							
7- 1		0- 0		1- 0		HOME		3- 1		3- 0		0- 0							
3- 5		0- 1		0- 1		AWAY		0- 3		2- 0		1- 0							
0- 0		0- 0		0- 0		NEUTRAL		0- 0		0- 0		0- 0							

RPI 1-25				RPI 26-50				RPI 51-100				Team's RPI: 79				RPI 101+			
RPI	S	Opponent	Score	RPI	S	Opponent	Score	RPI	S	Opponent	Score	RPI	S	Opponent	Score	RPI	S	Opponent	Score
23	A	Michigan St.	106 114	46	A	Indiana	79 93	52	A	Rutgers	55 66	105	H	Memphis	70 60				
				46	H	Indiana	78 76	52	H	Rutgers	85 72	106	A	Northwestern	112 106				
								53	A	Duke	64 84	106	H	Northwestern	95 92				
								55	H	Iowa	78 76	114	H	North Dakota	57 47				
								56	N	Auburn	79 81	130	H	Penn St.	98 85				
								57	A	Purdue	72 84	150	A	Illinois	106 75				
								67	A	Michigan	76 92	150	H	Illinois	82 77				
								67	H	Michigan	86 93	179	A	Wisconsin	84 77				
								71	H	Maine	91 64	180	H	New Mexico	53 72				
								84	H	Nebraska	110 73	196	N	Stetson	72 69				
												284	H	Towson	105 86				
												305	H	Wofford	98 54				
												325	A	Kent St.	85 73				
												343	H	NJIT	83 50				

LAST 12 Division I GAMES:									
23	A	Michigan St.	106	114	67	A	Michigan	76	92
46	A	Indiana	79	93	150	H	Illinois	82	77
55	H	Iowa	78	76	179	A	Wisconsin	84	77
84	H	Nebraska	110	73	106	H	Northwestern	95	92
106	A	Northwestern	112	106	46	H	Indiana	78	76
52	H	Rutgers	85	72	57	A	Purdue	72	84

Non-Div I Games:

Minnesota

■ Loss,
 ■ Non-Conf, S Site,
 ■ Home
 ■ Away
 N Neutral

Average RPI Win:	154	WON-LOST	WINNING	LAST 10	STRENGTH OF	OPP. STRENGTH	TEAM	ADJ.	CONF.	ADJ CONF.
Average RPI Loss:	14	RECORD	PCT. RANK	GAMES	SCHEDULE	OF SCHEDULE	RPI	RPI	RPI	RPI
DIV. I ONLY	22- 6	33	6- 4	73	54	31	31	2	2	
DIV. I NON-CONF.	13- 1	8	0- 0	217	224	45	45	2	2	
TOTALS	RPI 1-25	RPI 26-50	W-L RECORDS	RPI 51-100	RPI 101-150	RPI 150+				
22- 6	2- 5	2- 1	OVERALL	2- 0	6- 0	10- 0				
13- 2	1- 2	1- 0	HOME	1- 0	3- 0	7- 0				
5- 4	1- 3	0- 1	AWAY	0- 0	2- 0	2- 0				
4- 0	0- 0	1- 0	NEUTRAL	1- 0	1- 0	1- 0				
13- 1	0- 1	1- 0	NON-CONFERENCE	1- 0	3- 0	8- 0				
8- 0	0- 0	0- 0	HOME	0- 0	2- 0	6- 0				
1- 1	0- 1	0- 0	AWAY	0- 0	0- 0	1- 0				
4- 0	0- 0	1- 0	NEUTRAL	1- 0	1- 0	1- 0				
9- 5	2- 4	1- 1	CONFERENCE	1- 0	3- 0	2- 0				
5- 2	1- 2	1- 0	HOME	1- 0	1- 0	1- 0				
4- 3	1- 2	0- 1	AWAY	0- 0	2- 0	1- 0				
0- 0	0- 0	0- 0	NEUTRAL	0- 0	0- 0	0- 0				

RPI 1-25					
RPI	S	Opponent	Score		
2	H	South Carolina	51	57	
6	A	Texas	47	53	
13	A	Texas A&M	58	64	
15	H	Kentucky	60	83	
20	A	Georgia	43	47	
21	A	Florida	76	70	
24	H	Tennessee	65	63	

Team's RPI: 31					
RPI	S	Opponent	Score		
28	A	Missouri	54	66	
28	H	Missouri	52	42	
37	N	South Fla.	68	58	

RPI 51-100					
RPI	S	Opponent	Score		
56	H	Auburn	60	45	
63	N	FGCU	65	60	

RPI 101+					
RPI	S	Opponent	Score		
112	H	Samford	68	47	
115	N	Western Mich.	90	68	
123	A	LSU	71	52	
131	A	Arkansas	65	55	
131	H	Arkansas	80	55	
149	H	Southern Miss.	78	65	
164	A	Ole Miss	60	51	
164	H	Ole Miss	79	51	
170	N	SMU	72	70	
173	A	Louisiana Tech	93	63	
181	H	Grambling	107	43	
261	H	Tennessee St.	82	54	
294	H	Savannah St.	92	25	
307	H	Southeastern La.	81	41	
346	H	Norfolk St.	92	34	
348	H	Mississippi Val.	109	37	

LAST 12 Division I GAMES:					
164	A	Ole Miss	60	51	
15	H	Kentucky	60	83	
13	A	Texas A&M	58	64	
28	H	Missouri	52	42	
123	A	LSU	71	52	
131	A	Arkansas	65	55	
24	H	Tennessee	65	63	
51	H	South Carolina	51	57	
20	A	Georgia	43	47	
164	H	Ole Miss	79	51	
28	A	Missouri	54	66	
131	H	Arkansas	80	55	

Non-Div I Games:

Mississippi St.

Loss, Non-Conf, S Site, H Home A Away N Neutral

Average RPI Win:	342	WON-LOST	WINNING	LAST 10	STRENGTH OF	OPP. STRENGTH	TEAM	ADJ.	CONF.	ADJ CONF.
Average RPI Loss:	221	RECORD	PCT. RANK	GAMES	SCHEDULE	OF SCHEDULE	RPI	RPI	RPI	RPI
DIV. I ONLY	1- 21	348	0- 10	322	327	348	348	32	32	
DIV. I NON-CONF.	0- 8	338	0- 0	222	55	334	334	31	31	
TOTALS	RPI 1-25	RPI 26-50	W-L RECORDS	RPI 51-100	RPI 101-150	RPI 150+				
1- 21	0- 0	0- 1	OVERALL	0- 1	0- 3	1- 16				
1- 7	0- 0	0- 0	HOME	0- 0	0- 0	1- 7				
0- 13	0- 0	0- 1	AWAY	0- 1	0- 3	0- 8				
0- 1	0- 0	0- 0	NEUTRAL	0- 0	0- 0	0- 1				
0- 8	0- 0	0- 1	NON-CONFERENCE	0- 1	0- 3	0- 3				
0- 0	0- 0	0- 0	HOME	0- 0	0- 0	0- 0				
0- 7	0- 0	0- 1	AWAY	0- 1	0- 3	0- 2				
0- 1	0- 0	0- 0	NEUTRAL	0- 0	0- 0	0- 1				
1- 13	0- 0	0- 0	CONFERENCE	0- 0	0- 0	1- 13				
1- 7	0- 0	0- 0	HOME	0- 0	0- 0	1- 7				
0- 6	0- 0	0- 0	AWAY	0- 0	0- 0	0- 6				
0- 0	0- 0	0- 0	NEUTRAL	0- 0	0- 0	0- 0				

RPI S	Opponent	Score	RPI S	Opponent	Score	RPI S	Opponent	Score	RPI S	Opponent	Score	Team's RPI: 348
31	A Mississippi St.	37 109	82	A Vanderbilt	39 89	131	A Arkansas	46 86	145	A UAB	33 80	
						149	A Southern Miss.	55 71	156	A Alabama	35 98	
						164	A Ole Miss	61 97	165	A Southern U.	26 78	
						165	H Southern U.	36 99	181	H Grambling	52 65	
						244	A Texas Southern	38 76	244	H Texas Southern	30 85	
						281	A Alabama St.	50 100	281	H Alabama St.	51 79	
						282	A Prairie View	57 80	299	H Jackson St.	46 72	
						311	A Alcorn	39 75	311	H Alcorn	66 81	
						317	N Nicholls St.	54 63	342	H Ark.-Pine Bluff	62 60	
						347	A Alabama A&M	68 79	347	H Alabama A&M	74 84	
LAST 12 Division I GAMES:												
244	H Texas Southern	30 85	299	H Jackson St.	46 72							
165	A Southern U.	26 78	282	A Prairie View	57 80							
311	A Alcorn	39 75	244	A Texas Southern	38 76							
347	H Alabama A&M	74 84	165	H Southern U.	36 99							
281	H Alabama St.	51 79	311	H Alcorn	66 81							
181	H Grambling	52 65	347	A Alabama A&M	68 79							

Non-Div I Games: Philander Smith 64 53 Blue Mountain 72 67

Mississippi Val.

Loss, Non-Conf, S Site, H Home A Away N Neutral

Average RPI Win:	211	WON-LOST	WINNING	LAST 10	STRENGTH OF	OPP. STRENGTH	TEAM	ADJ.	CONF.	ADJ CONF.
Average RPI Loss:	73	RECORD	PCT. RANK	GAMES	SCHEDULE	OF SCHEDULE	RPI	RPI	RPI	RPI
DIV. I ONLY	17- 9	84	8- 2	124	151	90	90	21	21	
DIV. I NON-CONF.	6- 5	146	0- 0	26	29	74	74	17	17	
TOTALS	RPI 1-25	RPI 26-50	W-L RECORDS	RPI 51-100	RPI 101-150	RPI 150+				
17- 9	0- 2	0- 1	OVERALL	0- 2	5- 4	12- 0				
6- 4	0- 1	0- 1	HOME	0- 0	2- 2	4- 0				
10- 3	0- 0	0- 0	AWAY	0- 1	3- 2	7- 0				
1- 2	0- 1	0- 0	NEUTRAL	0- 1	0- 0	1- 0				
6- 5	0- 2	0- 1	NON-CONFERENCE	0- 2	3- 0	3- 0				
2- 2	0- 1	0- 1	HOME	0- 0	1- 0	1- 0				
3- 1	0- 0	0- 0	AWAY	0- 1	2- 0	1- 0				
1- 2	0- 1	0- 0	NEUTRAL	0- 1	0- 0	1- 0				
11- 4	0- 0	0- 0	CONFERENCE	0- 0	2- 4	9- 0				
4- 2	0- 0	0- 0	HOME	0- 0	1- 2	3- 0				
7- 2	0- 0	0- 0	AWAY	0- 0	1- 2	6- 0				
0- 0	0- 0	0- 0	NEUTRAL	0- 0	0- 0	0- 0				

RPI 1-25				RPI 26-50				RPI 51-100 Team's RPI: 90				RPI 101+			
RPI	S	Opponent	Score	RPI	S	Opponent	Score	RPI	S	Opponent	Score	RPI	S	Opponent	Score
10	N	Stanford	65 82	28	H	Missouri	55 71	70	A	Middle Tenn.	54 70	107	A	UNI	78 75
18	H	Oklahoma St.	55 74					71	N	Maine	65 69	107	H	UNI	60 65
												109	A	Drake	72 95
												109	H	Drake	75 82
												125	A	Little Rock	64 58
												131	A	Arkansas	69 54
												136	A	Southern Ill.	61 69
												136	H	Southern Ill.	82 77
												146	H	Oral Roberts	72 64
												164	A	Ole Miss	91 78
												171	N	Marist	77 45
												178	A	Loyola Chicago	73 62
												178	H	Loyola Chicago	91 81
												184	H	Eastern Ky.	87 63
												209	A	Indiana St.	59 51
												288	A	Wichita St.	77 57
												303	A	Bradley	55 44
												303	H	Bradley	59 56
												319	A	Illinois St.	73 51
												326	A	Evansville	66 47
												326	H	Evansville	77 70
LAST 12 Division I GAMES:															
326	A	Evansville	66 47	288	A	Wichita St.	77 57								
136	A	Southern Ill.	61 69	136	H	Southern Ill.	82 77								
303	H	Bradley	59 56	326	H	Evansville	77 70								
178	H	Loyola Chicago	91 81	178	A	Loyola Chicago	73 62								
109	A	Drake	72 95	303	A	Bradley	55 44								
107	A	UNI	78 75	107	H	UNI	60 65								

Non-Div I Games: MidAmerica Naz. 88 61

Missouri St.

Average RPI Win: 244	WON-LOST	WINNING	LAST 10	STRENGTH OF	OPP. STRENGTH	TEAM	ADJ.	CONF.	ADJ CONF.
Average RPI Loss: 193	RECORD	PCT. RANK	GAMES	SCHEDULE	OF SCHEDULE	RPI	RPI	RPI	RPI
DIV. I ONLY	11- 16	228	5- 5	262	275	251	251	23	23
DIV. I NON-CONF.	2- 7	280	0- 0	315	315	329	329	24	24
TOTALS	RPI 1-25	RPI 26-50	W-L RECORDS	RPI 51-100	RPI 101-150	RPI 150+			
11- 16	0- 0	0- 1	OVERALL	1- 2	0- 2	10- 11			
6- 6	0- 0	0- 0	HOME	1- 1	0- 1	5- 4			
5- 10	0- 0	0- 1	AWAY	0- 1	0- 1	5- 7			
0- 0	0- 0	0- 0	NEUTRAL	0- 0	0- 0	0- 0			
2- 7	0- 0	0- 1	NON-CONFERENCE	0- 1	0- 0	2- 5			
1- 3	0- 0	0- 0	HOME	0- 1	0- 0	1- 2			
1- 4	0- 0	0- 1	AWAY	0- 0	0- 0	1- 3			
0- 0	0- 0	0- 0	NEUTRAL	0- 0	0- 0	0- 0			
9- 9	0- 0	0- 0	CONFERENCE	1- 1	0- 2	8- 6			
5- 3	0- 0	0- 0	HOME	1- 0	0- 1	4- 2			
4- 6	0- 0	0- 0	AWAY	0- 1	0- 1	4- 4			
0- 0	0- 0	0- 0	NEUTRAL	0- 0	0- 0	0- 0			

RPI S	Opponent	Score	RPI S	Opponent	Score	RPI S	Opponent	Score	RPI S	Opponent	Score	Team's RPI: 251
38	A Princeton	70 81	92	H Eastern Mich.	68 78	121	A Iona	56 68				
			99	A Quinnipiac	58 85	121	H Iona	49 64				
			99	H Quinnipiac	63 60	171	A Marist	55 78				
						171	H Marist	60 52				
						198	A Fairfield	70 80				
						198	H Fairfield	60 68				
						210	A Canisius	81 71				
						210	H Canisius	79 75				
						215	A Lehigh	88 95				
						220	A Siena	54 64				
						220	H Siena	63 69				
						221	H Robert Morris	47 60				
						229	A Manhattan	57 56				
						229	H Manhattan	72 62				
						259	A Providence	59 71				
						274	H La Salle	50 65				
						286	A Rider	87 75				
						306	A Colgate	86 80				
						308	A Niagara	68 55				
						308	H Niagara	83 60				
						312	A Fairleigh Dickinson	75 81				
						332	H St. Francis Brooklyn	63 54				
						334	A Saint Peter's	62 67				
LAST 12 Division I GAMES:												
210	A Canisius	81 71	229	H Manhattan	72 62							
308	A Niagara	68 55	198	H Fairfield	60 68							
198	A Fairfield	70 80	99	A Quinnipiac	58 85							
229	A Manhattan	57 56	121	H Iona	49 64							
210	H Canisius	79 75	286	A Rider	87 75							
121	A Iona	56 68	171	A Marist	55 78							

Non-Div I Games:

Monmouth

■ Loss,
 ■ Non-Conf,
 ■ S Site,
 ■ H Home
 ■ A Away
 N Neutral

Average RPI Win: 240	WON-LOST	WINNING	LAST 10	STRENGTH OF	OPP. STRENGTH	TEAM	ADJ.	CONF.	ADJ CONF.
Average RPI Loss: 170	RECORD	PCT. RANK	GAMES	SCHEDULE	OF SCHEDULE	RPI	RPI	RPI	RPI
DIV. I ONLY	15- 9	100	6- 4	324	164	191	191	20	20
DIV. I NON-CONF.	6- 4	125	0- 0	276	199	200	200	22	22
TOTALS	RPI 1-25	RPI 26-50	W-L RECORDS	RPI 51-100	RPI 101-150	RPI 150+			
15- 9	0- 0	0- 1	OVERALL	1- 0	0- 2	14- 6			
11- 2	0- 0	0- 0	HOME	0- 0	0- 1	11- 1			
3- 7	0- 0	0- 1	AWAY	0- 0	0- 1	3- 5			
1- 0	0- 0	0- 0	NEUTRAL	1- 0	0- 0	0- 0			
6- 4	0- 0	0- 1	NON-CONFERENCE	1- 0	0- 0	5- 3			
5- 1	0- 0	0- 0	HOME	0- 0	0- 0	5- 1			
0- 3	0- 0	0- 1	AWAY	0- 0	0- 0	0- 2			
1- 0	0- 0	0- 0	NEUTRAL	1- 0	0- 0	0- 0			
9- 5	0- 0	0- 0	CONFERENCE	0- 0	0- 2	9- 3			
6- 1	0- 0	0- 0	HOME	0- 0	0- 1	6- 0			
3- 4	0- 0	0- 0	AWAY	0- 0	0- 1	3- 3			
0- 0	0- 0	0- 0	NEUTRAL	0- 0	0- 0	0- 0			

RPI 1-25	RPI 26-50	RPI 51-100	RPI 101+	Team's RPI: 191
RPI S Opponent Score	RPI S Opponent Score	RPI S Opponent Score	RPI S Opponent Score	
	44 A Colorado St. 43 75	81 N Drexel 58 50	114 H North Dakota 59 61	
			137 A Idaho 61 78	
			154 H Pacific 64 54	
			161 A Montana St. 52 61	
			161 H Montana St. 70 66	
			168 A Sacramento St. 75 83	
			168 H Sacramento St. 90 83	
			175 H Northern Colo. 58 46	
			189 H Fla. Atlantic 83 69	
			197 A Eastern Wash. 65 67	
			202 H Utah St. 86 70	
			215 A Lehigh 53 80	
			236 A Wyoming 61 68	
			254 H Seattle 44 58	
			275 A Northern Ariz. 61 57	
			275 H Northern Ariz. 81 58	
			287 H Portland 90 67	
			315 A Portland St. 79 58	
			315 H Portland St. 76 57	
			329 A Southern Utah 81 50	
			329 H Southern Utah 66 60	
			338 H Cal St. Fullerton 86 51	
LAST 12 Division I GAMES:				
161 H Montana St. 70 66	197 A Eastern Wash. 65 67			
275 A Northern Ariz. 61 57	137 A Idaho 61 78			
329 A Southern Utah 81 50	114 H North Dakota 59 61			
315 H Portland St. 76 57	175 H Northern Colo. 58 46			
168 H Sacramento St. 90 83	168 A Sacramento St. 75 83			
161 A Montana St. 52 61	315 A Portland St. 79 58			

Non-Div I Games: Mont. St.-Northern 80 32

Montana

Average RPI Win:	254	WON-LOST	WINNING	LAST 10	STRENGTH OF	OPP. STRENGTH	TEAM	ADJ.	CONF.	ADJ CONF.
Average RPI Loss:	167	RECORD	PCT. RANK	GAMES	SCHEDULE	OF SCHEDULE	RPI	RPI	RPI	RPI
DIV. I ONLY	17- 6	55	8- 2	346	159	161	161	20	20	
DIV. I NON-CONF.	5- 4	138	0- 0	345	233	251	251	22	22	
TOTALS	RPI 1-25	RPI 26-50	W-L RECORDS	RPI 51-100	RPI 101-150	RPI 150+				
17- 6	0- 0	0- 0	OVERALL	0- 1	2- 1	15- 4				
9- 1	0- 0	0- 0	HOME	0- 1	1- 0	8- 0				
7- 5	0- 0	0- 0	AWAY	0- 0	1- 1	6- 4				
1- 0	0- 0	0- 0	NEUTRAL	0- 0	0- 0	1- 0				
5- 4	0- 0	0- 0	NON-CONFERENCE	0- 1	0- 1	5- 2				
2- 1	0- 0	0- 0	HOME	0- 1	0- 0	2- 0				
2- 3	0- 0	0- 0	AWAY	0- 0	0- 1	2- 2				
1- 0	0- 0	0- 0	NEUTRAL	0- 0	0- 0	1- 0				
12- 2	0- 0	0- 0	CONFERENCE	0- 0	2- 0	10- 2				
7- 0	0- 0	0- 0	HOME	0- 0	1- 0	6- 0				
5- 2	0- 0	0- 0	AWAY	0- 0	1- 0	4- 2				
0- 0	0- 0	0- 0	NEUTRAL	0- 0	0- 0	0- 0				

RPI 1-25			RPI 26-50			RPI 51-100			RPI 101+			Team's RPI: 161		
RPI	S	Opponent	Score	RPI	S	Opponent	Score	RPI	S	Opponent	Score			
								77	H	San Diego	49	62		
								108	A	Gonzaga	52	65		
								114	H	North Dakota	69	61		
								137	A	Idaho	62	59		
								168	A	Sacramento St.	80	79		
								168	H	Sacramento St.	116	99		
								175	H	Northern Colo.	66	58		
								191	A	Montana	66	70		
								191	H	Montana	61	52		
								192	A	Cal Poly	57	66		
								197	A	Eastern Wash.	69	81		
								236	A	Wyoming	69	75		
								254	A	Seattle	80	51		
								275	A	Northern Ariz.	83	72		
								275	H	Northern Ariz.	86	77		
								287	H	Portland	86	57		
								315	A	Portland St.	106	59		
								315	H	Portland St.	74	64		
								322	A	Nevada	66	53		
								326	N	Evansville	81	55		
								329	A	Southern Utah	87	66		
								329	H	Southern Utah	86	59		
								338	H	Cal St. Fullerton	89	66		
LAST 12 Division I GAMES:														
				191	A	Montana	66	70		137	A	Idaho	62	59
				329	A	Southern Utah	87	66		197	A	Eastern Wash.	69	81
				275	A	Northern Ariz.	83	72		175	H	Northern Colo.	66	58
				168	H	Sacramento St.	116	99		114	H	North Dakota	69	61
				315	H	Portland St.	74	64		315	A	Portland St.	106	59
				191	H	Montana	61	52		168	A	Sacramento St.	80	79

Non-Div I Games: Montana Western 74 36 Carroll (MT) 74 34

Montana St.

Loss, Non-Conf, S Site, H Home A Away N Neutral

Average RPI Win:	307	WON-LOST	WINNING	LAST 10	STRENGTH OF	OPP. STRENGTH	TEAM	ADJ.	CONF.	ADJ CONF.
Average RPI Loss:	184	RECORD	PCT. RANK	GAMES	SCHEDULE	OF SCHEDULE	RPI	RPI	RPI	RPI
DIV. I ONLY	7- 19	286	3- 7	293	278	304	304	24	24	
DIV. I NON-CONF.	4- 8	234	0- 0	290	310	271	271	23	23	
TOTALS	RPI 1-25	RPI 26-50	W-L RECORDS	RPI 51-100	RPI 101-150	RPI 150+				
7- 19	0- 1	0- 1	OVERALL	0- 1	0- 3	7- 13				
4- 7	0- 0	0- 0	HOME	0- 1	0- 1	4- 5				
3- 12	0- 0	0- 0	AWAY	0- 0	0- 0	3- 0				
0- 0	0- 0	0- 0	NEUTRAL	0- 0	0- 0	0- 0				
4- 8	0- 1	0- 1	NON-CONFERENCE	0- 0	0- 1	4- 5				
2- 2	0- 0	0- 0	HOME	0- 0	0- 0	2- 2				
2- 6	0- 1	0- 1	AWAY	0- 0	0- 1	2- 3				
0- 0	0- 0	0- 0	NEUTRAL	0- 0	0- 0	0- 0				
3- 11	0- 0	0- 0	CONFERENCE	0- 1	0- 2	3- 8				
2- 5	0- 0	0- 0	HOME	0- 1	0- 1	2- 3				
1- 6	0- 0	0- 0	AWAY	0- 0	0- 1	1- 5				
0- 0	0- 0	0- 0	NEUTRAL	0- 0	0- 0	0- 0				

RPI 1-25				RPI 26-50				RPI 51-100				RPI 101+ Team's RPI: 304			
RPI	S	Opponent	Score	RPI	S	Opponent	Score	RPI	S	Opponent	Score	RPI	S	Opponent	Score
15	A	Kentucky	57 112	36	A	West Virginia	56 94	87	H	UT Martin	67 85	101	A	Belmont	71 99
												101	H	Belmont	74 89
												136	A	Southern Ill.	69 102
												151	H	Marshall	101 104
												166	A	SIUE	81 90
												184	A	Eastern Ky.	93 100
												184	H	Eastern Ky.	77 89
												203	H	Southeast Mo. St.	79 89
												204	H	USC Upstate	72 86
												255	A	UC Santa Barbara	78 93
												261	A	Tennessee St.	76 78
												265	A	Miami (OH)	57 59
												268	A	Georgia St.	99 90
												269	H	Austin Peay	75 96
												271	A	Murray St.	79 83
												273	A	Tennessee Tech	69 77
												273	H	Tennessee Tech	75 71
												289	H	Jacksonville St.	67 63
												293	H	Kennesaw St.	83 77
												335	A	Lipscomb	92 77
												340	A	Chicago St.	71 75
												341	A	Eastern Ill.	85 77
												347	H	Alabama A&M	112 69
LAST 12 Division I GAMES:															
184	H	Eastern Ky.	77 89	273	H	Tennessee Tech	75 71								
273	A	Tennessee Tech	69 77	289	H	Jacksonville St.	67 63								
101	H	Belmont	74 89	269	H	Austin Peay	75 96								
261	A	Tennessee St.	76 78	341	A	Eastern Ill.	85 77								
101	A	Belmont	71 99	166	A	SIUE	81 90								
184	A	Eastern Ky.	93 100	87	H	UT Martin	67 85								

Non-Div I Games: Ky. Christian 121 91 Mt. St. Joseph 117 53

Morehead St.

■ Loss,
 ■ Non-Conf,
 ■ S Site,
 ■ Home
 ■ A Away
 N Neutral

Average RPI Win:	295	WON-LOST	WINNING	LAST 10	STRENGTH OF	OPP. STRENGTH	TEAM	ADJ.	CONF.	ADJ CONF.
Average RPI Loss:	156	RECORD	PCT. RANK	GAMES	SCHEDULE	OF SCHEDULE	RPI	RPI	RPI	RPI
DIV. I ONLY	11- 13	203	8- 2	257	324	234	234	31	31	
DIV. I NON-CONF.	1- 10	330	0- 1	25	263	254	254	30	30	
TOTALS	RPI 1-25	RPI 26-50	W-L RECORDS	RPI 51-100	RPI 101-150	RPI 150+				
11- 13	0- 1	0- 2	OVERALL	1- 0	0- 2	10- 8				
6- 3	0- 0	0- 0	HOME	1- 0	0- 0	5- 3				
5- 8	0- 0	0- 0	AWAY	0- 0	0- 0	5- 1				
0- 2	0- 0	0- 1	NEUTRAL	0- 0	0- 0	0- 1				
1- 10	0- 1	0- 2	NON-CONFERENCE	1- 0	0- 2	0- 5				
1- 2	0- 0	0- 0	HOME	1- 0	0- 0	0- 2				
0- 6	0- 1	0- 1	AWAY	0- 0	0- 2	0- 2				
0- 2	0- 0	0- 1	NEUTRAL	0- 0	0- 0	0- 1				
10- 3	0- 0	0- 0	CONFERENCE	0- 0	0- 0	10- 3				
5- 1	0- 0	0- 0	HOME	0- 0	0- 0	5- 1				
5- 2	0- 0	0- 0	AWAY	0- 0	0- 0	5- 2				
0- 0	0- 0	0- 0	NEUTRAL	0- 0	0- 0	0- 0				

RPI S	Opponent	Score	RPI S	Opponent	Score	RPI S	Opponent	Score	RPI S	Opponent	Score	Team's RPI: 234
17 A	Syracuse	61 90	40 A	James Madison	31 92	89 H	Bucknell	64 50	118 A	Virginia Tech	33 73	
			44 N	Colorado St.	36 54				142 A	Stony Brook	42 46	
									155 H	UMBC	46 65	
									158 A	Hampton	47 60	
									158 H	Hampton	51 65	
									200 A	Brown	45 72	
									220 N	Siena	46 69	
									221 A	Robert Morris	44 76	
									260 A	Bethune-Cookman	48 63	
									266 H	Coppin St.	72 51	
									291 A	Florida A&M	67 62	
									292 A	UMES	77 69	
									294 A	Savannah St.	66 60	
									301 H	UMKC	50 59	
									310 A	South Carolina St.	62 56	
									328 H	Delaware St.	56 49	
									331 H	Howard	78 66	
									346 A	Norfolk St.	59 56	
									346 H	Norfolk St.	67 58	
									349 H	N.C. Central	66 55	
LAST 12 Division I GAMES:												
349 H	N.C. Central	66 55	331 H	Howard	78 66							
158 A	Hampton	47 60	260 A	Bethune-Cookman	48 63							
346 A	Norfolk St.	59 56	291 A	Florida A&M	67 62							
310 A	South Carolina St.	62 56	292 A	UMES	77 69							
294 A	Savannah St.	66 60	328 H	Delaware St.	56 49							
266 H	Coppin St.	72 51	301 H	UMKC	50 59							

Non-Div I Games: Washington Adventis74 36

Morgan St.

■ Loss,
 ■ Non-Conf,
 ■ S Site,
 ■ Home
 ■ A Away
 N Neutral

Average RPI Win:	317	WON-LOST	WINNING	LAST 10	STRENGTH OF	OPP. STRENGTH	TEAM	ADJ.	CONF.	ADJ CONF.
Average RPI Loss:	243	RECORD	PCT. RANK	GAMES	SCHEDULE	OF SCHEDULE	RPI	RPI	RPI	RPI
DIV. I ONLY	7- 19	286	3- 7	336	349	336	336	30	30	
DIV. I NON-CONF.	2- 9	296	0- 0	313	335	326	326	32	32	
TOTALS	RPI 1-25	RPI 26-50	W-L RECORDS	RPI 51-100	RPI 101-150	RPI 150+				
7- 19	0- 0	0- 0	OVERALL	0- 1	0- 2	7- 16				
4- 8	0- 0	0- 0	HOME	0- 0	0- 0	4- 8				
3- 11	0- 0	0- 0	AWAY	0- 0	0- 0	3- 3				
0- 0	0- 0	0- 0	NEUTRAL	0- 0	0- 0	0- 0				
2- 9	0- 0	0- 0	NON-CONFERENCE	0- 1	0- 2	2- 6				
0- 4	0- 0	0- 0	HOME	0- 0	0- 0	0- 4				
2- 5	0- 0	0- 0	AWAY	0- 1	0- 2	2- 2				
0- 0	0- 0	0- 0	NEUTRAL	0- 0	0- 0	0- 0				
5- 10	0- 0	0- 0	CONFERENCE	0- 0	0- 0	5- 10				
4- 4	0- 0	0- 0	HOME	0- 0	0- 0	4- 4				
1- 6	0- 0	0- 0	AWAY	0- 0	0- 0	1- 6				
0- 0	0- 0	0- 0	NEUTRAL	0- 0	0- 0	0- 0				

RPI 1-25				RPI 26-50				RPI 51-100				RPI 101+				Team's RPI: 336	
RPI	S	Opponent	Score	RPI	S	Opponent	Score	RPI	S	Opponent	Score	RPI	S	Opponent	Score		
								89	A	Bucknell	45	71	118	A	Virginia Tech	42	59
												122	A	Pittsburgh	57	74	
												193	H	William & Mary	74	76	
												221	A	Robert Morris	56	61	
												221	H	Robert Morris	67	74	
												231	A	Sacred Heart	58	61	
												242	A	Bryant	52	86	
												242	H	Bryant	59	70	
												252	H	Loyola Maryland	63	65	
												262	A	Saint Francis (PA)	57	87	
												262	H	Saint Francis (PA)	64	73	
												266	A	Coppin St.	55	66	
												279	H	Central Conn. St.	54	48	
												283	A	Campbell	53	62	
												292	A	UMES	57	50	
												308	H	Niagara	51	53	
												312	A	Fairleigh Dickinson	53	66	
												312	H	Fairleigh Dickinson	71	55	
												327	A	LIU Brooklyn	50	53	
												327	H	LIU Brooklyn	51	61	
												328	A	Delaware St.	54	41	
												331	H	Howard	49	62	
												332	H	St. Francis Brooklyn	66	56	
												339	A	Wagner	59	50	
												339	H	Wagner	64	55	
LAST 12 Division I GAMES:																	
				242	A	Bryant	52	86				339	H	Wagner	64	55	
				312	H	Fairleigh Dickinson	71	55				231	A	Sacred Heart	58	61	
				262	H	Saint Francis (PA)	64	73				312	A	Fairleigh Dickinson	53	66	
				339	A	Wagner	59	50				221	A	Robert Morris	56	61	
				327	A	LIU Brooklyn	50	53				262	A	Saint Francis (PA)	57	87	
				221	H	Robert Morris	67	74				242	H	Bryant	59	70	

Non-Div I Games:

Mt. St. Mary's

■ Loss,
 ■ Non-Conf,
 ■ S Site,
 ■ H Home
 ■ A Away
 N Neutral

Average RPI Win:	286	WON-LOST	WINNING	LAST 10	STRENGTH OF	OPP. STRENGTH	TEAM	ADJ.	CONF.	ADJ CONF.
Average RPI Loss:	183	RECORD	PCT. RANK	GAMES	SCHEDULE	OF SCHEDULE	RPI	RPI	RPI	RPI
DIV. I ONLY	9- 15	243	5- 5	296	293	271	271	24	24	
DIV. I NON-CONF.	2- 7	280	0- 0	227	340	268	268	23	23	
TOTALS	RPI 1-25	RPI 26-50	W-L RECORDS	RPI 51-100	RPI 101-150	RPI 150+				
9- 15	0- 1	0- 0	OVERALL	0- 1	0- 4	9- 9				
5- 4	0- 0	0- 0	HOME	0- 0	0- 2	5- 2				
4- 11	0- 1	0- 0	AWAY	0- 1	0- 2	4- 7				
0- 0	0- 0	0- 0	NEUTRAL	0- 0	0- 0	0- 0				
2- 7	0- 1	0- 0	NON-CONFERENCE	0- 0	0- 3	2- 3				
0- 2	0- 0	0- 0	HOME	0- 0	0- 2	0- 0				
2- 5	0- 1	0- 0	AWAY	0- 0	0- 1	2- 3				
0- 0	0- 0	0- 0	NEUTRAL	0- 0	0- 0	0- 0				
7- 8	0- 0	0- 0	CONFERENCE	0- 1	0- 1	7- 6				
5- 2	0- 0	0- 0	HOME	0- 0	0- 0	5- 2				
2- 6	0- 0	0- 0	AWAY	0- 1	0- 1	2- 4				
0- 0	0- 0	0- 0	NEUTRAL	0- 0	0- 0	0- 0				

RPI 1-25			RPI 26-50			RPI 51-100			RPI 101+			Team's RPI: 271
RPI	S	Opponent	Score	RPI	S	Opponent	Score	RPI	S	Opponent	Score	
14	A	Florida St.	59 101					87	A	UT Martin	62 92	
								101	A	Belmont	61 87	
								111	A	Central Ark.	40 50	
								111	H	Central Ark.	51 61	
								136	H	Southern Ill.	57 70	
								152	A	Jacksonville	54 79	
								166	A	SIUE	79 76	
								166	H	SIUE	61 64	
								184	A	Eastern Ky.	60 72	
								203	A	Southeast Mo. St.	59 96	
								203	H	Southeast Mo. St.	80 61	
								261	A	Tennessee St.	58 69	
								269	A	Austin Peay	72 81	
								269	H	Austin Peay	75 72	
								273	H	Tennessee Tech	56 50	
								289	H	Jacksonville St.	71 74	
								304	H	Morehead St.	83 79	
								319	A	Illinois St.	76 81	
								326	A	Evansville	73 54	
								335	A	Lipscomb	85 93	
								341	A	Eastern Ill.	74 71	
								341	H	Eastern Ill.	66 56	
								347	A	Alabama A&M	76 59	
LAST 12 Division I GAMES:												
269	A	Austin Peay	72 81	87	A	UT Martin	62 92					
341	A	Eastern Ill.	74 71	341	H	Eastern Ill.	66 56					
203	H	Southeast Mo. St.	80 61	166	H	SIUE	61 64					
166	A	SIUE	79 76	184	A	Eastern Ky.	60 72					
269	H	Austin Peay	75 72	261	A	Tennessee St.	58 69					
203	A	Southeast Mo. St.	59 96	101	A	Belmont	61 87					

Non-Div I Games: Blue Mountain 89 64 Oakland City 91 75

Murray St.

Average RPI Win:	313	WON-LOST	WINNING	LAST 10	STRENGTH OF	OPP. STRENGTH	TEAM	ADJ.	CONF.	ADJ CONF.
Average RPI Loss:	169	RECORD	PCT. RANK	GAMES	SCHEDULE	OF SCHEDULE	RPI	RPI	RPI	RPI
DIV. I ONLY	11- 10	155	8- 2	316	320	247	247	31	31	
DIV. I NON-CONF.	2- 7	280	0- 1	141	158	246	246	30	30	
TOTALS	RPI 1-25	RPI 26-50	W-L RECORDS	RPI 51-100	RPI 101-150	RPI 150+				
11- 10	0- 2	0- 0	OVERALL	0- 2	0- 0	11- 6				
5- 4	0- 0	0- 0	HOME	0- 2	0- 0	5- 2				
4- 5	0- 1	0- 0	AWAY	0- 0	0- 0	4- 4				
2- 1	0- 1	0- 0	NEUTRAL	0- 0	0- 0	2- 0				
2- 7	0- 2	0- 0	NON-CONFERENCE	0- 2	0- 0	2- 3				
0- 2	0- 0	0- 0	HOME	0- 2	0- 0	0- 0				
0- 4	0- 1	0- 0	AWAY	0- 0	0- 0	0- 3				
2- 1	0- 1	0- 0	NEUTRAL	0- 0	0- 0	2- 0				
9- 3	0- 0	0- 0	CONFERENCE	0- 0	0- 0	9- 3				
5- 2	0- 0	0- 0	HOME	0- 0	0- 0	5- 2				
4- 1	0- 0	0- 0	AWAY	0- 0	0- 0	4- 1				
0- 0	0- 0	0- 0	NEUTRAL	0- 0	0- 0	0- 0				

RPI S	Opponent	Score	RPI S	Opponent	Score	RPI S	Opponent	Score	RPI S	Opponent	Score	Team's RPI: 247
5 A	Ohio St.	56 89				63 H	FGCU	36 60	158 H	Hampton	52 55	
19 N	Duquesne	67 81				80 H	VCU	49 64	233 A	Navy	48 52	
									260 H	Bethune-Cookman	68 55	
									266 A	Coppin St.	59 65	
									283 A	Campbell	55 56	
									288 A	Wichita St.	53 55	
									291 H	Florida A&M	80 51	
									292 H	UMES	50 56	
									294 A	Savannah St.	69 59	
									294 H	Savannah St.	60 31	
									310 A	South Carolina St.	57 54	
									314 N	North Dakota St.	72 64	
									328 A	Delaware St.	84 64	
									329 N	Southern Utah	78 65	
									331 H	Howard	88 70	
									346 H	Norfolk St.	64 53	
									349 A	N.C. Central	76 54	
LAST 12 Division I GAMES:												
260 H	Bethune-Cookman	68 55	346 H	Norfolk St.	64 53							
291 H	Florida A&M	80 51	158 H	Hampton	52 55							
349 A	N.C. Central	76 54	310 A	South Carolina St.	57 54							
294 H	Savannah St.	60 31	294 A	Savannah St.	69 59							
328 A	Delaware St.	84 64	80 H	VCU	49 64							
266 A	Coppin St.	59 65	288 A	Wichita St.	53 55							

Non-Div I Games: Pfeiffer 74 55 North Greenville 64 37

N.C. A&T

Loss, Non-Conf, S Site, H Home A Away N Neutral

N.C. Central

Through Games Of Feb. 21, 2016

Average RPI Win:	288	WON-LOST	WINNING	LAST 10	STRENGTH OF	OPP. STRENGTH	TEAM	ADJ.	CONF.	ADJ CONF.
Average RPI Loss:	256	RECORD	PCT. RANK	GAMES	SCHEDULE	OF SCHEDULE	RPI	RPI	RPI	RPI
DIV. I ONLY	3- 20	336	1- 8	343	348	349	349	31	31	
DIV. I NON-CONF.	1- 9	325	0- 0	316	331	347	347	30	30	
TOTALS	RPI 1-25	RPI 26-50	W-L RECORDS	RPI 51-100	RPI 101-150	RPI 150+				
3- 20	0- 0	0- 0	OVERALL	0- 2	0- 0	3- 18				
3- 6	0- 0	0- 0	HOME	0- 0	0- 0	3- 6				
0- 14	0- 0	0- 0	AWAY	0- 2	0- 0	0- 12				
0- 0	0- 0	0- 0	NEUTRAL	0- 0	0- 0	0- 0				
1- 9	0- 0	0- 0	NON-CONFERENCE	0- 2	0- 0	1- 7				
1- 1	0- 0	0- 0	HOME	0- 0	0- 0	1- 1				
0- 8	0- 0	0- 0	AWAY	0- 2	0- 0	0- 6				
0- 0	0- 0	0- 0	NEUTRAL	0- 0	0- 0	0- 0				
2- 11	0- 0	0- 0	CONFERENCE	0- 0	0- 0	2- 11				
2- 5	0- 0	0- 0	HOME	0- 0	0- 0	2- 5				
0- 6	0- 0	0- 0	AWAY	0- 0	0- 0	0- 6				
0- 0	0- 0	0- 0	NEUTRAL	0- 0	0- 0	0- 0				

RPI	S	Opponent	Score	RPI	S	Opponent	Score	RPI	S	Opponent	Score	RPI	S	Opponent	Score	Team's RPI: 349
76	A	Charlotte	52	67	158	H	Hampton	42	76	204	A	USC Upstate	46	68		
84	A	Nebraska	47	88	214	A	Presbyterian	50	60	225	H	Furman	66	61		
					234	A	Morgan St.	55	66	247	H	N.C. A&T	54	76		
					260	H	Bethune-Cookman	46	63	266	A	Coppin St.	46	63		
					283	H	Campbell	48	57	291	A	Florida A&M	45	55		
					291	H	Florida A&M	54	69	292	H	UMES	49	46		
					294	A	Savannah St.	39	57	297	A	UNCG	56	103		
					305	A	Wofford	37	60	310	A	South Carolina St.	51	58		
					318	A	Winthrop	39	62	320	A	Longwood	49	60		
					328	A	Delaware St.	56	66	331	H	Howard	61	68		
					346	H	Norfolk St.	63	62							
LAST 12 Division I GAMES:																
234	A	Morgan St.	55	66	328	A	Delaware St.	56	66							
266	A	Coppin St.	46	63	158	H	Hampton	42	76							
291	H	Florida A&M	54	69	346	H	Norfolk St.	63	62							
260	H	Bethune-Cookman	46	63	294	A	Savannah St.	39	57							
247	H	N.C. A&T	54	76	310	A	South Carolina St.	51	58							
291	A	Florida A&M	45	55	225	H	Furman	66	61							

Non-Div I Games: Johnson & Wales (NC68 58

N.C. Central

■ Loss,
 ■ Non-Conf,
 ■ S Site,
 ■ H Home
 ■ A Away
 N Neutral

Average RPI Win:	331	WON-LOST	WINNING	LAST 10	STRENGTH OF	OPP. STRENGTH	TEAM	ADJ.	CONF.	ADJ CONF.
Average RPI Loss:	206	RECORD	PCT. RANK	GAMES	SCHEDULE	OF SCHEDULE	RPI	RPI	RPI	RPI
DIV. I ONLY	2- 23	344	1- 9	258	319	343	343	29	29	
DIV. I NON-CONF.	1- 12	337	0- 1	268	332	339	339	28	28	
TOTALS	RPI 1-25	RPI 26-50	W-L RECORDS	RPI 51-100	RPI 101-150	RPI 150+				
2- 23	0- 0	0- 0	OVERALL	0- 5	0- 0	2- 18				
1- 12	0- 0	0- 0	HOME	0- 2	0- 0	1- 10				
1- 11	0- 0	0- 0	AWAY	0- 3	0- 0	1- 8				
0- 0	0- 0	0- 0	NEUTRAL	0- 0	0- 0	0- 0				
1- 12	0- 0	0- 0	NON-CONFERENCE	0- 3	0- 0	1- 9				
0- 6	0- 0	0- 0	HOME	0- 1	0- 0	0- 5				
1- 6	0- 0	0- 0	AWAY	0- 2	0- 0	1- 4				
0- 0	0- 0	0- 0	NEUTRAL	0- 0	0- 0	0- 0				
1- 11	0- 0	0- 0	CONFERENCE	0- 2	0- 0	1- 9				
1- 6	0- 0	0- 0	HOME	0- 1	0- 0	1- 5				
0- 5	0- 0	0- 0	AWAY	0- 1	0- 0	0- 4				
0- 0	0- 0	0- 0	NEUTRAL	0- 0	0- 0	0- 0				

RPI S	Opponent	Score	RPI S	Opponent	Score	RPI S	Opponent	Score	RPI S	Opponent	Score	Team's RPI: 343
						63	A FGCU	37 70	151	A Marshall	50 63	
						63	H FGCU	32 53	152	A Jacksonville	37 68	
						65	H Army West Point	35 71	152	H Jacksonville	36 65	
						79	A Minnesota	50 83	196	A Stetson	55 60	
						91	A Virginia	54 81	196	H Stetson	56 74	
									200	H Brown	49 74	
									204	H USC Upstate	41 58	
									215	H Lehigh	47 75	
									226	H Dartmouth	39 46	
									237	A Columbia	52 72	
									246	A Binghamton	50 54	
									293	A Kennesaw St.	48 64	
									293	H Kennesaw St.	77 82	
									295	H Vermont	46 54	
									314	H North Dakota St.	59 64	
									324	H North Florida	51 68	
									327	A LIU Brooklyn	53 44	
									335	A Lipscomb	49 63	
									335	H Lipscomb	61 51	
									339	A Wagner	53 76	
LAST 12 Division I GAMES:												
152	A Jacksonville	37 68	293	A Kennesaw St.	48 64							
196	H Stetson	56 74	152	H Jacksonville	36 65							
63	H FGCU	32 53	324	H North Florida	51 68							
335	A Lipscomb	49 63	63	A FGCU	37 70							
293	H Kennesaw St.	77 82	196	A Stetson	55 60							
335	H Lipscomb	61 51	237	A Columbia	52 72							

Non-Div I Games: St. Joseph (VT) 71 50 St. Joseph's (Brklr) 78 41

NJIT

Loss, Non-Conf, S Site, H Home A Away N Neutral

Average RPI Win: 273	WON-LOST	WINNING	LAST 10	STRENGTH OF	OPP. STRENGTH	TEAM	ADJ.	CONF.	ADJ CONF.
Average RPI Loss: 163	RECORD	PCT. RANK	GAMES	SCHEDULE	OF SCHEDULE	RPI	RPI	RPI	RPI
DIV. I ONLY	13- 12	159	6- 4	254	311	233	233	26	26
DIV. I NON-CONF.	5- 5	160	0- 0	220	270	210	210	27	27
TOTALS	RPI 1-25	RPI 26-50	W-L RECORDS	RPI 51-100	RPI 101-150	RPI 150+			
13- 12	0- 0	0- 2	OVERALL	1- 4	0- 0	12- 6			
9- 5	0- 0	0- 1	HOME	1- 2	0- 0	8- 2			
4- 6	0- 0	0- 1	AWAY	0- 1	0- 0	4- 4			
0- 1	0- 0	0- 0	NEUTRAL	0- 1	0- 0	0- 0			
5- 5	0- 0	0- 2	NON-CONFERENCE	1- 1	0- 0	4- 2			
4- 2	0- 0	0- 1	HOME	1- 0	0- 0	3- 1			
1- 3	0- 0	0- 1	AWAY	0- 1	0- 0	1- 1			
0- 0	0- 0	0- 0	NEUTRAL	0- 0	0- 0	0- 0			
8- 7	0- 0	0- 0	CONFERENCE	0- 3	0- 0	8- 4			
5- 3	0- 0	0- 0	HOME	0- 2	0- 0	5- 1			
3- 3	0- 0	0- 0	AWAY	0- 0	0- 0	3- 3			
0- 1	0- 0	0- 0	NEUTRAL	0- 1	0- 0	0- 0			

RPI S	Opponent	Score	RPI S	Opponent	Score	RPI S	Opponent	Score	RPI S	Opponent	Score	Team's RPI: 233
30	A Penn	43 57	44	H Colorado St.	73 82	65	H Army West Point	34 49	215	A Lehigh	62 54	
						65	N Army West Point	38 75	215	H Lehigh	48 51	
						74	A Hofstra	63 65	216	A Kansas	54 61	
						89	H Bucknell	41 51	220	H Siena	59 58	
						97	H Elon	73 70	239	A Holy Cross	49 57	
									239	H Holy Cross	50 49	
									247	H N.C. A&T	52 48	
									252	A Loyola Maryland	38 51	
									252	H Loyola Maryland	45 38	
									306	A Colgate	62 58	
									306	H Colgate	51 41	
									323	A Lafayette	65 58	
									323	H Lafayette	64 48	
									327	H LIU Brooklyn	66 68	
									334	A Saint Peter's	50 39	
									344	H Air Force	64 46	
									345	A Boston U.	49 51	
									345	H Boston U.	67 56	
LAST 12 Division I GAMES:												
65	H Army West Point	34 49	239	H Holy Cross	50 49							
215	A Lehigh	62 54	65	N Army West Point	38 75							
323	H Lafayette	64 48	215	H Lehigh	48 51							
252	H Loyola Maryland	45 38	323	A Lafayette	65 58							
306	A Colgate	62 58	252	A Loyola Maryland	38 51							
345	A Boston U.	49 51	306	H Colgate	51 41							

Non-Div I Games: Johns Hopkins 77 45

Navy

Nebraska

Through Games Of Feb. 21, 2016

Average RPI Win:	164	WON-LOST	WINNING	LAST 10	STRENGTH OF	OPP. STRENGTH	TEAM	ADJ.	CONF.	ADJ CONF.
Average RPI Loss:	51	RECORD	PCT. RANK	GAMES	SCHEDULE	OF SCHEDULE	RPI	RPI	RPI	RPI
DIV. I ONLY	17- 10	94	5- 5	107	28	84	84	5	5	
DIV. I NON-CONF.	9- 2	37	0- 0	271	135	102	102	4	4	
TOTALS	RPI 1-25	RPI 26-50	W-L RECORDS	RPI 51-100	RPI 101-150	RPI 150+				
17- 10	1- 3	2- 1	OVERALL	3- 5	4- 1	7- 0				
14- 2	1- 0	2- 0	HOME	1- 2	3- 0	7- 0				
3- 8	0- 3	0- 1	AWAY	2- 3	1- 1	0- 0				
0- 0	0- 0	0- 0	NEUTRAL	0- 0	0- 0	0- 0				
9- 2	0- 1	2- 0	NON-CONFERENCE	0- 1	1- 0	6- 0				
9- 0	0- 0	2- 0	HOME	0- 0	1- 0	6- 0				
0- 2	0- 1	0- 0	AWAY	0- 1	0- 0	0- 0				
0- 0	0- 0	0- 0	NEUTRAL	0- 0	0- 0	0- 0				
8- 8	1- 2	0- 1	CONFERENCE	3- 4	3- 1	1- 0				
5- 2	1- 0	0- 0	HOME	1- 2	2- 0	1- 0				
3- 6	0- 2	0- 1	AWAY	2- 2	1- 1	0- 0				
0- 0	0- 0	0- 0	NEUTRAL	0- 0	0- 0	0- 0				































































RPI	S	Opponent	Score	RPI	S	Opponent	Score	RPI	S	Opponent	Score	RPI	S	Opponent	Score
3	A	UConn	46 88	41	H	Arkansas St.	79 71	52	A	Rutgers	56 66	106	A	Northwestern	62 85
5	A	Ohio St.	70 96	43	H	North Carolina St.	88 67	52	H	Rutgers	65 54	130	A	Penn St.	83 78
11	A	Maryland	50 89	46	A	Indiana	47 59	55	H	Iowa	68 74	130	H	Penn St.	87 69
23	H	Michigan St.	73 66					57	A	Purdue	62 61	140	H	Creighton	65 63
								57	H	Purdue	50 68	150	H	Illinois	73 57
								67	A	Michigan	93 81	165	H	Southern U.	89 38
								79	A	Minnesota	73 110	179	H	Wisconsin	75 62
								95	A	California	80 87	275	H	Northern Ariz.	90 67
												324	H	North Florida	91 46
												326	H	Evansville	85 40
												342	H	Ark.-Pine Bluff	96 46
												349	H	N.C. Central	88 47
LAST 12 Division I GAMES:															
57	H	Purdue	50 68	52	A	Rutgers	56 66								
5	A	Ohio St.	70 96	179	H	Wisconsin	75 62								
23	H	Michigan St.	73 66	67	A	Michigan	93 81								
79	A	Minnesota	73 110	57	A	Purdue	62 61								
46	A	Indiana	47 59	52	H	Rutgers	65 54								
130	H	Penn St.	87 69	130	A	Penn St.	83 78								

Non-Div I Games:

Nebraska

■ Loss,
■ Non-Conf, S Site,
■ Home
■ Away
N Neutral

Average RPI Win: 261	WON-LOST	WINNING	LAST 10	STRENGTH OF	OPP. STRENGTH	TEAM	ADJ.	CONF.	ADJ CONF.
Average RPI Loss: 173	RECORD	PCT. RANK	GAMES	SCHEDULE	OF SCHEDULE	RPI	RPI	RPI	RPI
DIV. I ONLY	4- 20	320	3- 7	221	233	322	322	19	19
DIV. I NON-CONF.	0- 10	338	0- 0	188	246	336	336	20	20
TOTALS	RPI 1-25	RPI 26-50	W-L RECORDS	RPI 51-100	RPI 101-150	RPI 150+			
4- 20	0- 0	0- 1	OVERALL	0- 3	0- 4	4- 12			
3- 10	0- 0	0- 1	HOME	0- 2	0- 2	3- 5			
1- 8	0- 0	0- 0	AWAY	0- 0	0- 2	1- 6			
0- 2	0- 0	0- 0	NEUTRAL	0- 1	0- 0	0- 1			
0- 10	0- 0	0- 0	NON-CONFERENCE	0- 3	0- 1	0- 6			
0- 5	0- 0	0- 0	HOME	0- 2	0- 1	0- 2			
0- 3	0- 0	0- 0	AWAY	0- 0	0- 0	0- 3			
0- 2	0- 0	0- 0	NEUTRAL	0- 1	0- 0	0- 1			
4- 10	0- 0	0- 1	CONFERENCE	0- 0	0- 3	4- 6			
3- 5	0- 0	0- 1	HOME	0- 0	0- 1	3- 3			
1- 5	0- 0	0- 0	AWAY	0- 0	0- 2	1- 3			
0- 0	0- 0	0- 0	NEUTRAL	0- 0	0- 0	0- 0			

RPI 1-25	RPI 26-50	RPI 51-100	RPI 101+	Team's RPI: 322
RPI S Opponent Score	RPI S Opponent Score	RPI S Opponent Score	RPI S Opponent Score	Score
	44  Colorado St. 37  64	70  Middle Tenn. 46  90	102  San Francisco 62  70	
		73 N Washington St. 57  70	133  Fresno St. 56  65	
		77  San Diego 47  84	133  Fresno St. 59  67	
			144  Boise St. 58  66	
			154  Pacific 52  74	
			161  Montana St. 53  66	
			180  New Mexico 47  51	
			194  San Jose St. 63  76	
			202  Utah St. 66  79	
			206  Utah Valley 65  73	
			212  UNLV 59  65	
			212  UNLV 71 65	
			218  Ill.-Chicago 55  70	
			236  Wyoming 53  68	
			236  Wyoming 68 65	
			241 N Loyola Marymount 58  69	
			250  San Diego St. 70 64	
			337  UC Irvine 64  68	
			344  Air Force 53  59	
			344  Air Force 68 57	
LAST 12 Division I GAMES:				
212  UNLV 71 65	250  San Diego St. 70 64			
194  San Jose St. 63  76	212  UNLV 59  65			
133  Fresno St. 56  65	236  Wyoming 68 65			
344  Air Force 53  59	144  Boise St. 58  66			
44  Colorado St. 37  64	344  Air Force 68 57			
202  Utah St. 66  79	133  Fresno St. 59  67			

Non-Div I Games: San Fran. St. 57 51

Nevada

Average RPI Win: 256		WON-LOST	WINNING	LAST 10	STRENGTH OF	OPP. STRENGTH	TEAM	ADJ.	CONF.	ADJ CONF.
Average RPI Loss: 147		RECORD	PCT. RANK	GAMES	SCHEDULE	OF SCHEDULE	RPI	RPI	RPI	RPI
DIV. I ONLY		10- 16	239	5- 5	188	231	238	238	15	15
DIV. I NON-CONF.		5- 7	198	0- 0	229	259	215	215	18	18
TOTALS	RPI 1-25	RPI 26-50		W-L RECORDS		RPI 51-100	RPI 101-150	RPI 150+		
10- 16	0- 0	0- 3		OVERALL		0- 2	1- 3	9- 8		
6- 6	0- 0	0- 2		HOME		0- 1	1- 0	5- 3		
4- 10	0- 0	0- 0		AWAY		0- 0	0- 1	4- 1		
0- 0	0- 0	0- 0		NEUTRAL		0- 0	0- 0	0- 0		
5- 7	0- 0	0- 1		NON-CONFERENCE		0- 0	0- 2	5- 4		
2- 3	0- 0	0- 1		HOME		0- 0	0- 0	2- 2		
3- 4	0- 0	0- 0		AWAY		0- 0	0- 2	3- 2		
0- 0	0- 0	0- 0		NEUTRAL		0- 0	0- 0	0- 0		
5- 9	0- 0	0- 2		CONFERENCE		0- 2	1- 1	4- 4		
4- 3	0- 0	0- 1		HOME		0- 1	1- 0	3- 1		
1- 6	0- 0	0- 1		AWAY		0- 1	0- 1	1- 3		
0- 0	0- 0	0- 0		NEUTRAL		0- 0	0- 0	0- 0		

RPI 1-25				RPI 26-50				RPI 51-100				RPI 101+				Team's RPI: 238	
RPI	S	Opponent	Score	RPI	S	Opponent	Score	RPI	S	Opponent	Score	RPI	S	Opponent	Score		
				30	H	Penn	60 67	71	A	Maine	55 59	116	A	Boston College	51 71		
				47	A	Albany (NY)	48 85	71	H	Maine	52 62	124	A	North Carolina	60 65		
				47	H	Albany (NY)	52 78					142	A	Stony Brook	54 63		
												142	H	Stony Brook	49 46		
												155	H	UMBC	55 65		
												160	H	Northeastern	54 66		
												163	A	Yale	46 63		
												217	A	Hartford	44 48		
												217	H	Hartford	53 42		
												220	H	Siena	53 57		
												226	A	Dartmouth	61 57		
												229	H	Manhattan	72 57		
												231	A	Sacred Heart	81 69		
												242	A	Bryant	42 55		
												246	A	Binghamton	50 51		
												246	H	Binghamton	64 49		
												279	A	Central Conn. St.	64 50		
												295	A	Vermont	63 83		
												321	A	UMass Lowell	63 55		
												321	H	UMass Lowell	65 61		
												345	H	Boston U.	69 52		
LAST 12 Division I GAMES:																	
				217	H	Hartford	53 42	155	H	UMBC	55 65						
				321	A	UMass Lowell	63 55	295	A	Vermont	63 83						
				142	H	Stony Brook	49 46	217	A	Hartford	44 48						
				47	A	Albany (NY)	48 85	321	H	UMass Lowell	65 61						
				71	A	Maine	55 59	71	H	Maine	52 62						
				246	H	Binghamton	64 49	142	A	Stony Brook	54 63						

Non-Div I Games:	Colby-Sawyer	72	41
------------------	--------------	----	----

New Hampshire

Loss, Non-Conf, S Site, H Home A Away N Neutral

Average RPI Win:	238	WON-LOST	WINNING	LAST 10	STRENGTH OF	OPP. STRENGTH	TEAM	ADJ.	CONF.	ADJ CONF.
Average RPI Loss:	146	RECORD	PCT. RANK	GAMES	SCHEDULE	OF SCHEDULE	RPI	RPI	RPI	RPI
DIV. I ONLY	14- 11	135	3- 3	233	209	180	180	19	19	
DIV. I NON-CONF.	7- 4	110	0- 1	76	234	104	104	20	20	
TOTALS	RPI 1-25	RPI 26-50	W-L RECORDS	RPI 51-100	RPI 101-150	RPI 150+				
14- 11	0- 2	0- 0	OVERALL	1- 2	1- 2	12- 5				
9- 5	0- 1	0- 0	HOME	0- 1	0- 2	9- 1				
5- 6	0- 1	0- 0	AWAY	1- 1	1- 0	3- 4				
0- 0	0- 0	0- 0	NEUTRAL	0- 0	0- 0	0- 0				
7- 4	0- 2	0- 0	NON-CONFERENCE	1- 2	0- 0	6- 0				
5- 2	0- 1	0- 0	HOME	0- 1	0- 0	5- 0				
2- 2	0- 1	0- 0	AWAY	1- 1	0- 0	1- 0				
0- 0	0- 0	0- 0	NEUTRAL	0- 0	0- 0	0- 0				
7- 7	0- 0	0- 0	CONFERENCE	0- 0	1- 2	6- 5				
4- 3	0- 0	0- 0	HOME	0- 0	0- 2	4- 1				
3- 4	0- 0	0- 0	AWAY	0- 0	1- 0	2- 4				
0- 0	0- 0	0- 0	NEUTRAL	0- 0	0- 0	0- 0				

RPI 1-25				RPI 26-50				RPI 51-100				RPI 101+ Team's RPI: 180			
RPI	S	Opponent	Score	RPI	S	Opponent	Score	RPI	S	Opponent	Score	RPI	S	Opponent	Score
19	H	Duquesne	69 78					79	A	Minnesota	72 53	133	H	Fresno St.	65 69
25	A	UTEP	62 70					93	A	New Mexico St.	59 78	144	A	Boise St.	70 60
								93	H	New Mexico St.	47 52	144	H	Boise St.	60 81
												168	H	Sacramento St.	84 71
												170	A	SMU	63 58
												194	A	San Jose St.	58 59
												194	H	San Jose St.	71 57
												202	A	Utah St.	56 72
												202	H	Utah St.	73 70
												212	A	UNLV	48 57
												212	H	UNLV	67 53
												236	A	Wyoming	48 66
												245	H	Houston Baptist	65 57
												250	H	San Diego St.	46 51
												264	H	Pepperdine	60 52
												317	H	Nicholls St.	83 43
												322	A	Nevada	51 47
												329	H	Southern Utah	70 48
												344	A	Air Force	63 33
												344	H	Air Force	58 36
LAST 12 Division I GAMES:															
19	H	Duquesne	69 78	212	A	UNLV	48 57								
344	H	Air Force	58 36	144	H	Boise St.	60 81								
144	A	Boise St.	70 60	344	A	Air Force	63 33								
194	A	San Jose St.	58 59	194	H	San Jose St.	71 57								
202	H	Utah St.	73 70	236	A	Wyoming	48 66								
250	H	San Diego St.	46 51	212	H	UNLV	67 53								

Non-Div I Games:

New Mexico

■ Loss,
 ■ Non-Conf, S Site,
 ■ Home
 ■ Away
 N Neutral

Average RPI Win:	244	WON-LOST	WINNING	LAST 10	STRENGTH OF	OPP. STRENGTH	TEAM	ADJ.	CONF.	ADJ CONF.
Average RPI Loss:	80	RECORD	PCT. RANK	GAMES	SCHEDULE	OF SCHEDULE	RPI	RPI	RPI	RPI
DIV. I ONLY	21- 3	14	10- 0	317	187	93	93	25	25	
DIV. I NON-CONF.	9- 3	69	0- 0	277	98	124	124	25	25	
TOTALS	RPI 1-25	RPI 26-50	W-L RECORDS	RPI 51-100	RPI 101-150	RPI 150+				
21- 3	0- 1	0- 0	OVERALL	0- 1	1- 1	20- 0				
10- 1	0- 1	0- 0	HOME	0- 0	1- 0	9- 0				
10- 1	0- 0	0- 0	AWAY	0- 0	0- 1	10- 0				
1- 1	0- 0	0- 0	NEUTRAL	0- 1	0- 0	1- 0				
9- 3	0- 1	0- 0	NON-CONFERENCE	0- 1	1- 1	8- 0				
5- 1	0- 1	0- 0	HOME	0- 0	1- 0	4- 0				
3- 1	0- 0	0- 0	AWAY	0- 0	0- 1	3- 0				
1- 1	0- 0	0- 0	NEUTRAL	0- 1	0- 0	1- 0				
12- 0	0- 0	0- 0	CONFERENCE	0- 0	0- 0	12- 0				
5- 0	0- 0	0- 0	HOME	0- 0	0- 0	5- 0				
7- 0	0- 0	0- 0	AWAY	0- 0	0- 0	7- 0				
0- 0	0- 0	0- 0	NEUTRAL	0- 0	0- 0	0- 0				

RPI 1-25			RPI 26-50			RPI 51-100			Team's RPI: 93	RPI 101+		
RPI	S	Opponent	Score	RPI	S	Opponent	Score	RPI	S	Opponent	Score	
25	H	UTEP	65 71					82	N	Vanderbilt	45 71	
										128	H	Northwestern St.
										134	A	Arizona
										168	H	Sacramento St.
										180	A	New Mexico
										180	H	New Mexico
										194	A	San Jose St.
										206	A	Utah Valley
										206	H	Utah Valley
										207	A	UTRGV
										230	A	Grand Canyon
										230	H	Grand Canyon
										240	A	CSU Bakersfield
										240	H	CSU Bakersfield
										254	A	Seattle
										254	H	Seattle
										275	H	Northern Ariz.
										301	A	UMKC
										313	N	A&M-Corpus Christi
										314	A	North Dakota St.
										329	H	Southern Utah
										340	A	Chicago St.
										340	H	Chicago St.
LAST 12 Division I GAMES:												
254	A	Seattle	66 56	240	H	CSU Bakersfield	86 63					
240	A	CSU Bakersfield	67 59	254	H	Seattle	69 54					
340	H	Chicago St.	76 63	340	A	Chicago St.	70 60					
206	A	Utah Valley	59 53	301	A	UMKC	68 62					
230	A	Grand Canyon	64 44	230	H	Grand Canyon	60 58					
207	A	UTRGV	68 57	206	H	Utah Valley	73 68					

Non-Div I Games: Eastern N.M. 76 61 Western N.M. 68 39

New Mexico St.

Loss, Non-Conf, S Site, H Home A Away N Neutral

Average RPI Win:	293	WON-LOST	WINNING	LAST 10	STRENGTH OF	OPP. STRENGTH	TEAM	ADJ.	CONF.	ADJ CONF.
Average RPI Loss:	208	RECORD	PCT. RANK	GAMES	SCHEDULE	OF SCHEDULE	RPI	RPI	RPI	RPI
DIV. I ONLY	5- 16	301	2- 8	311	287	333	333	27	27	
DIV. I NON-CONF.	1- 6	311	0- 0	321	251	344	344	26	26	
TOTALS	RPI 1-25	RPI 26-50	W-L RECORDS	RPI 51-100	RPI 101-150	RPI 150+				
5- 16	0- 0	0- 0	OVERALL	0- 1	0- 4	5- 11				
4- 5	0- 0	0- 0	HOME	0- 0	0- 1	4- 4				
1- 10	0- 0	0- 0	AWAY	0- 0	0- 1	1- 1				
0- 1	0- 0	0- 0	NEUTRAL	0- 0	0- 0	0- 1				
1- 6	0- 0	0- 0	NON-CONFERENCE	0- 1	0- 1	1- 4				
1- 1	0- 0	0- 0	HOME	0- 0	0- 0	1- 1				
0- 4	0- 0	0- 0	AWAY	0- 1	0- 1	0- 2				
0- 1	0- 0	0- 0	NEUTRAL	0- 0	0- 0	0- 1				
4- 10	0- 0	0- 0	CONFERENCE	0- 0	0- 3	4- 7				
3- 4	0- 0	0- 0	HOME	0- 0	0- 1	3- 3				
1- 6	0- 0	0- 0	AWAY	0- 0	0- 2	1- 4				
0- 0	0- 0	0- 0	NEUTRAL	0- 0	0- 0	0- 0				

RPI 1-25				RPI 26-50				RPI 51-100				RPI 101+				Team's RPI: 333	
RPI	S	Opponent	Score	RPI	S	Opponent	Score	RPI	S	Opponent	Score	RPI	S	Opponent	Score		
								86	A	TCU	36	85	111	A	Central Ark.	55	67
												111	H	Central Ark.	44	59	
												128	A	Northwestern St.	53	70	
												131	A	Arkansas	41	73	
												162	A	McNeese St.	63	92	
												162	H	McNeese St.	74	77	
												164	A	Ole Miss	59	97	
												212	H	Stephen F. Austin	58	57	
												235	A	Sam Houston St.	52	64	
												245	H	Houston Baptist	51	71	
												285	A	Lamar	52	79	
												291	N	Florida A&M	60	71	
												293	A	Kennesaw St.	53	60	
												297	H	UNCG	79	81	
												299	H	Jackson St.	85	68	
												307	A	Southeastern La.	62	51	
												313	A	A&M-Corpus Christi	59	73	
												313	H	A&M-Corpus Christi	64	75	
												317	H	Nicholls St.	62	55	
												330	H	Incarnate Word	55	49	
LAST 12 Division I GAMES:																	
				128	A	Northwestern St.	53	70				317	H	Nicholls St.	62	55	
				307	A	Southeastern La.	62	51				313	A	A&M-Corpus Christi	59	73	
				313	H	A&M-Corpus Christi	64	75				111	H	Central Ark.	44	59	
				111	A	Central Ark.	55	67				245	H	Houston Baptist	51	71	
				162	A	McNeese St.	63	92				212	H	Stephen F. Austin	58	57	
				162	H	McNeese St.	74	77				235	A	Sam Houston St.	52	64	

Non-Div I Games: LSU-Alexandria 93 75 Trinity Baptist 109 46

New Orleans

Loss, Non-Conf, S Site, H Home A Away N Neutral

Niagara

Through Games Of Feb. 21, 2016

Average RPI Win:	294	WON-LOST	WINNING	LAST 10	STRENGTH OF	OPP. STRENGTH	TEAM	ADJ.	CONF.	ADJ CONF.
Average RPI Loss:	176	RECORD	PCT. RANK	GAMES	SCHEDULE	OF SCHEDULE	RPI	RPI	RPI	RPI
DIV. I ONLY	6- 21	306	0- 10	256	250	308	308	23	23	
DIV. I NON-CONF.	2- 7	280	0- 0	242	214	288	288	24	24	
TOTALS	RPI 1-25	RPI 26-50	W-L RECORDS	RPI 51-100	RPI 101-150	RPI 150+				
6- 21	0- 0	0- 1	OVERALL	0- 2	0- 5	6- 13				
3- 11	0- 0	0- 0	HOME	0- 1	0- 3	3- 7				
3- 10	0- 0	0- 1	AWAY	0- 1	0- 2	3- 6				
0- 0	0- 0	0- 0	NEUTRAL	0- 0	0- 0	0- 0				
2- 7	0- 0	0- 1	NON-CONFERENCE	0- 0	0- 3	2- 3				
1- 3	0- 0	0- 0	HOME	0- 0	0- 2	1- 1				
1- 4	0- 0	0- 1	AWAY	0- 0	0- 1	1- 2				
0- 0	0- 0	0- 0	NEUTRAL	0- 0	0- 0	0- 0				
4- 14	0- 0	0- 0	CONFERENCE	0- 2	0- 2	4- 10				
2- 8	0- 0	0- 0	HOME	0- 1	0- 1	2- 6				
2- 6	0- 0	0- 0	AWAY	0- 1	0- 1	2- 4				
0- 0	0- 0	0- 0	NEUTRAL	0- 0	0- 0	0- 0				

RPI 1-25				RPI 26-50				RPI 51-100				RPI 101+				Team's RPI: 308	
RPI	S	Opponent	Score	RPI	S	Opponent	Score	RPI	S	Opponent	Score	RPI	S	Opponent	Score		
				35	A	St. Bonaventure	55 67	99	A	Quinnipiac	52 70	121	A	Iona	46 73		
								99	H	Quinnipiac	54 61	121	H	Iona	52 73		
												132	H	Youngstown St.	54 71		
												138	H	Buffalo	48 57		
												141	A	Texas Tech	45 79		
												153	A	Detroit	75 80		
												171	A	Marist	50 63		
												171	H	Marist	68 82		
												198	A	Fairfield	43 61		
												198	H	Fairfield	56 55		
												205	H	Oakland	67 77		
												210	H	Canisius	66 68		
												220	H	Siena	51 59		
												226	A	Dartmouth	47 60		
												229	A	Manhattan	62 80		
												229	H	Manhattan	49 58		
												251	A	Monmouth	60 83		
												251	H	Monmouth	55 68		
												278	H	Cleveland St.	73 72		
												286	A	Rider	67 57		
												286	H	Rider	72 76		
												334	A	Saint Peter's	52 48		
												334	H	Saint Peter's	51 46		
												336	A	Mt. St. Mary's	53 51		
LAST 12 Division I GAMES:																	
				229	H	Manhattan	49 58					121	H	Iona	52 73		
				251	H	Monmouth	55 68					210	H	Canisius	66 68		
				286	H	Rider	72 76					171	A	Marist	50 63		
				171	H	Marist	68 82					121	A	Iona	46 73		
				99	A	Quinnipiac	52 70					334	H	Saint Peter's	51 46		
				198	A	Fairfield	43 61					99	H	Quinnipiac	54 61		

Non-Div I Games:

Niagara

■ Loss,
 Non-Conf,
 S Site,
 H Home
 A Away
 N Neutral

Average RPI Win:	257	WON-LOST	WINNING	LAST 10	STRENGTH OF	OPP. STRENGTH	TEAM	ADJ.	CONF.	ADJ CONF.
Average RPI Loss:	214	RECORD	PCT. RANK	GAMES	SCHEDULE	OF SCHEDULE	RPI	RPI	RPI	RPI
DIV. I ONLY	7- 16	277	2- 4	325	301	317	317	27	27	
DIV. I NON-CONF.	1- 8	320	1- 0	323	342	348	348	26	26	
TOTALS	RPI 1-25	RPI 26-50	W-L RECORDS	RPI 51-100	RPI 101-150	RPI 150+				
7- 16	0- 0	0- 0	OVERALL	0- 1	1- 3	6- 12				
3- 8	0- 0	0- 0	HOME	0- 1	1- 1	2- 6				
3- 7	0- 0	0- 0	AWAY	0- 0	0- 1	3- 6				
1- 1	0- 0	0- 0	NEUTRAL	0- 0	0- 1	1- 0				
1- 8	0- 0	0- 0	NON-CONFERENCE	0- 0	0- 1	1- 7				
0- 4	0- 0	0- 0	HOME	0- 0	0- 0	0- 4				
0- 3	0- 0	0- 0	AWAY	0- 0	0- 0	0- 3				
1- 1	0- 0	0- 0	NEUTRAL	0- 0	0- 1	1- 0				
6- 8	0- 0	0- 0	CONFERENCE	0- 1	1- 2	5- 5				
3- 4	0- 0	0- 0	HOME	0- 1	1- 1	2- 2				
3- 4	0- 0	0- 0	AWAY	0- 0	0- 1	3- 3				
0- 0	0- 0	0- 0	NEUTRAL	0- 0	0- 0	3- 0				

RPI 1-25				RPI 26-50				RPI 51-100				RPI 101+				Team's RPI: 317	
RPI	S	Opponent	Score	RPI	S	Opponent	Score	RPI	S	Opponent	Score	RPI	S	Opponent	Score		
								69	H	Abilene Christian	68	71	111	H	Central Ark.	65	71
													112	N	Samford	43	45
													128	A	Northwestern St.	62	66
													128	H	Northwestern St.	70	61
													162	H	McNeese St.	85	81
													173	H	Louisiana Tech	55	58
													180	A	New Mexico	43	83
													181	H	Grambling	65	69
													182	A	Troy	51	104
													212	H	Stephen F. Austin	67	89
													235	A	Sam Houston St.	67	63
													245	A	Houston Baptist	71	80
													282	H	Prairie View	70	81
													285	H	Lamar	69	59
													289	H	Jacksonville St.	49	63
													290	A	La.-Monroe	57	69
													307	A	Southeastern La.	68	78
													313	A	A&M-Corpus Christi	64	62
													330	A	Incarnate Word	66	64
													330	H	Incarnate Word	61	63
													333	A	New Orleans	55	62
													348	N	Mississippi Val.	63	54
LAST 12 Division I GAMES:																	
				348	N	Mississippi Val.	63	54				330	A	Incarnate Word	66	64	
				212	H	Stephen F. Austin	67	89				333	A	New Orleans	55	62	
				128	A	Northwestern St.	62	66				111	H	Central Ark.	65	71	
				307	A	Southeastern La.	68	78				128	H	Northwestern St.	70	61	
				162	H	McNeese St.	85	81				313	A	A&M-Corpus Christi	64	62	
				330	H	Incarnate Word	61	63				235	A	Sam Houston St.	67	63	

Non-Div I Games: Southern-N.O. 98 65

Nicholls St.

■ Loss,
 ■ Non-Conf,
 ■ S Site,
 ■ Home
 ■ A Away
 N Neutral

Average RPI Win:	312	WON-LOST	WINNING	LAST 10	STRENGTH OF	OPP. STRENGTH	TEAM	ADJ.	CONF.	ADJ CONF.
Average RPI Loss:	236	RECORD	PCT. RANK	GAMES	SCHEDULE	OF SCHEDULE	RPI	RPI	RPI	RPI
DIV. I ONLY	2- 21	342	2- 8	330	337	346	346	31	31	
DIV. I NON-CONF.	0- 10	338	0- 0	257	294	346	346	30	30	
TOTALS	RPI 1-25	RPI 26-50	W-L RECORDS	RPI 51-100	RPI 101-150	RPI 150+				
2- 21	0- 0	0- 1	OVERALL	0- 1	0- 0	2- 19				
0- 8	0- 0	0- 0	HOME	0- 0	0- 0	0- 8				
2- 11	0- 0	0- 1	AWAY	0- 1	0- 0	2- 9				
0- 2	0- 0	0- 0	NEUTRAL	0- 0	0- 0	0- 2				
0- 10	0- 0	0- 1	NON-CONFERENCE	0- 1	0- 0	0- 8				
0- 3	0- 0	0- 0	HOME	0- 0	0- 0	0- 3				
0- 5	0- 0	0- 1	AWAY	0- 1	0- 0	0- 3				
0- 2	0- 0	0- 0	NEUTRAL	0- 0	0- 0	0- 2				
2- 11	0- 0	0- 0	CONFERENCE	0- 0	0- 0	2- 11				
0- 5	0- 0	0- 0	HOME	0- 0	0- 0	0- 5				
2- 6	0- 0	0- 0	AWAY	0- 0	0- 0	2- 6				
0- 0	0- 0	0- 0	NEUTRAL	0- 0	0- 0	0- 0				

RPI 1-25				RPI 26-50				RPI 51-100				RPI 101+				Team's RPI: 346	
RPI	S	Opponent	Score	RPI	S	Opponent	Score	RPI	S	Opponent	Score	RPI	S	Opponent	Score		
				31	A	Mississippi St.	34 92	91	A	Virginia	50 86	151	A	Marshall	67 81		
												158	A	Hampton	62 73		
												193	A	William & Mary	47 67		
												204	H	USC Upstate	62 82		
												205	H	Oakland	73 83		
												234	A	Morgan St.	58 67		
												234	H	Morgan St.	56 59		
												247	A	N.C. A&T	53 64		
												252	A	Loyola Maryland	67 75		
												256	H	UNCW	57 61		
												260	H	Bethune-Cookman	45 53		
												266	A	Coppin St.	44 69		
												274	N	La Salle	59 67		
												291	H	Florida A&M	67 83		
												292	A	UMES	74 63		
												294	H	Savannah St.	53 68		
												310	H	South Carolina St.	52 60		
												328	A	Delaware St.	61 64		
												331	A	Howard	110 108		
												332	N	St. Francis Brooklyn	55 59		
												349	A	N.C. Central	62 63		
LAST 12 Division I GAMES:																	
				328	A	Delaware St.	61 64	310	H	South Carolina St.	52 60						
				234	H	Morgan St.	56 59	247	A	N.C. A&T	53 64						
				292	A	UMES	74 63	349	A	N.C. Central	62 63						
				331	A	Howard	110 108	260	H	Bethune-Cookman	45 53						
				158	A	Hampton	62 73	291	H	Florida A&M	67 83						
				294	H	Savannah St.	53 68	266	A	Coppin St.	44 69						

Non-Div I Games:

Norfolk St.

■ Loss,
 ■ Non-Conf,
 ■ S Site,
 ■ Home
 ■ A Away
 N Neutral

North Carolina

Through Games Of Feb. 21, 2016

Average RPI Win:	174	WON-LOST	WINNING	LAST 10	STRENGTH OF	OPP. STRENGTH	TEAM	ADJ.	CONF.	ADJ CONF.
Average RPI Loss:	70	RECORD	PCT. RANK	GAMES	SCHEDULE	OF SCHEDULE	RPI	RPI	RPI	RPI
DIV. I ONLY	14- 15	183	2- 8	36	78	124	124	4	4	
DIV. I NON-CONF.	10- 5	99	0- 0	91	255	129	129	5	5	
TOTALS	RPI 1-25	RPI 26-50	W-L RECORDS	RPI 51-100	RPI 101-150	RPI 150+				
14- 15	1- 4	0- 3	OVERALL	1- 3	5- 3	7- 2				
11- 8	1- 1	0- 2	HOME	1- 1	2- 2	7- 2				
1- 7	0- 3	0- 1	AWAY	0- 2	1- 1	0- 0				
2- 0	0- 0	0- 0	NEUTRAL	0- 0	2- 0	0- 0				
10- 5	0- 1	0- 0	NON-CONFERENCE	1- 1	3- 1	6- 2				
8- 4	0- 0	0- 0	HOME	1- 1	1- 1	6- 2				
0- 1	0- 1	0- 0	AWAY	0- 0	0- 0	0- 0				
2- 0	0- 0	0- 0	NEUTRAL	0- 0	2- 0	0- 0				
4- 10	1- 3	0- 3	CONFERENCE	0- 2	2- 2	1- 0				
3- 4	1- 1	0- 2	HOME	0- 0	1- 1	1- 0				
1- 6	0- 2	0- 1	AWAY	0- 2	1- 1	0- 0				
0- 0	0- 0	0- 0	NEUTRAL	0- 0	0- 0	0- 0				

RPI 1-25			RPI 26-50			RPI 51-100			RPI 101+			Team's RPI: 124
RPI	S	Opponent	Score	RPI	S	Opponent	Score	RPI	S	Opponent	Score	
1	A	Notre Dame	54 88	26	H	Miami (FL)	61 76	53	A	Duke	55 71	106 H Northwestern 72 85
14	A	Florida St.	63 94	43	A	North Carolina St.	49 78	60	H	Oregon	77 79	108 N Gonzaga 67 62
16	H	Louisville	60 78	43	H	North Carolina St.	66 80	71	H	Maine	59 58	113 A Wake Forest 63 75
17	H	Syracuse	77 73					75	A	Georgia Tech	73 80	116 A Boston College 86 78
18	A	Oklahoma St.	67 77									118 H Virginia Tech 71 67
												121 H Iona 64 52
												122 H Pittsburgh 60 76
												149 N Southern Miss. 69 62
												154 H Pacific 63 66
												163 H Yale 70 63
												204 H USC Upstate 80 40
												211 H Gardner-Webb 65 66
												238 H New Hampshire 65 60
												249 H Clemson 72 56
												272 H Appalachian St. 68 59
												291 H Florida A&M 94 58
												312 H Fairleigh Dickinson 64 46
LAST 12 Division I GAMES:												
43	H	North Carolina St.	66 80	43	A	North Carolina St.	49 78					
122	H	Pittsburgh	60 76	53	A	Duke	55 71					
14	A	Florida St.	63 94	113	A	Wake Forest	63 75					
118	H	Virginia Tech	71 67	26	H	Miami (FL)	61 76					
116	A	Boston College	86 78	75	A	Georgia Tech	73 80					
16	H	Louisville	60 78	1	A	Notre Dame	54 88					

Non-Div I Games:

North Carolina

■ Loss,
■ Non-Conf,
■ S Site,
■ H Home
■ A Away
N Neutral

Average RPI Win:	135	WON-LOST	WINNING	LAST 10	STRENGTH OF	OPP. STRENGTH	TEAM	ADJ.	CONF.	ADJ CONF.
Average RPI Loss:	45	RECORD	PCT. RANK	GAMES	SCHEDULE	OF SCHEDULE	RPI	RPI	RPI	RPI
DIV. I ONLY	18- 9	78	6- 4	28	38	43	43	4	4	
DIV. I NON-CONF.	9- 4	95	0- 0	92	80	79	79	5	5	
TOTALS	RPI 1-25	RPI 26-50	W-L RECORDS	RPI 51-100	RPI 101-150	RPI 150+				
18- 9	0- 4	1- 2	OVERALL	4- 2	8- 1	5- 0				
11- 3	0- 2	1- 0	HOME	3- 1	3- 0	4- 0				
5- 5	0- 2	0- 1	AWAY	1- 1	4- 1	0- 0				
2- 1	0- 0	0- 1	NEUTRAL	0- 0	1- 0	1- 0				
9- 4	0- 1	1- 1	NON-CONFERENCE	1- 2	2- 0	5- 0				
6- 1	0- 0	1- 0	HOME	1- 1	0- 0	4- 0				
1- 2	0- 1	0- 0	AWAY	0- 1	1- 0	0- 0				
2- 1	0- 0	0- 1	NEUTRAL	0- 0	1- 0	1- 0				
9- 5	0- 3	0- 1	CONFERENCE	3- 0	6- 1	0- 0				
5- 2	0- 2	0- 0	HOME	2- 0	3- 0	0- 0				
4- 3	0- 1	0- 1	AWAY	1- 0	3- 1	0- 0				
0- 0	0- 0	0- 0	NEUTRAL	0- 0	0- 0	0- 0				

RPI S	Opponent	Score	RPI S	Opponent	Score	Team's RPI: 43	RPI S	Opponent	Score	RPI S	Opponent	Score
1	A Notre Dame	46 82	26	A Miami (FL)	44 73		53	A Duke	65 62	113	A Wake Forest	58 63
16	H Louisville	90 92	34	N Seton Hall	55 58		75	H Georgia Tech	65 57	113	H Wake Forest	64 47
17	H Syracuse	52 55	50	H Villanova	70 64		76	H Charlotte	72 65	116	H Boston College	74 63
21	A Florida	72 79					84	A Nebraska	67 88	117	A Liberty	61 53
							91	H Virginia	63 52	118	A Virginia Tech	72 61
							97	H Elon	66 69	122	A Pittsburgh	78 76
										124	A North Carolina	80 66
										124	H North Carolina	78 49
										145	N UAB	67 56
										167	H Davidson	58 42
										184	N Eastern Ky.	73 62
										201	H Radford	67 52
										248	H High Point	89 48
										309	H Western Caro.	86 55
LAST 12 Division I GAMES:												
124	A North Carolina	80 66	91	H Virginia	63 52							
17	H Syracuse	52 55	118	A Virginia Tech	72 61							
116	H Boston College	74 63	16	H Louisville	90 92							
113	A Wake Forest	58 63	53	A Duke	65 62							
1	A Notre Dame	46 82	122	A Pittsburgh	78 76							
124	H North Carolina	78 49	75	H Georgia Tech	65 57							

Non-Div I Games:

North Carolina St.

■ Loss,
■ Non-Conf, S Site,
■ Home
■ Away
N Neutral

Average RPI Win:	224	WON-LOST	WINNING	LAST 10	STRENGTH OF	OPP. STRENGTH	TEAM	ADJ.	CONF.	ADJ CONF.
Average RPI Loss:	116	RECORD	PCT. RANK	GAMES	SCHEDULE	OF SCHEDULE	RPI	RPI	RPI	RPI
DIV. I ONLY	13- 12	159	8- 2	62	294	114	114	20	20	
DIV. I NON-CONF.	4- 7	222	0- 0	32	198	172	172	22	22	
TOTALS	RPI 1-25	RPI 26-50	W-L RECORDS	RPI 51-100	RPI 101-150	RPI 150+				
13- 12	0- 0	0- 0	OVERALL	0- 5	1- 4	12- 3				
9- 3	0- 0	0- 0	HOME	0- 1	1- 1	8- 1				
4- 8	0- 0	0- 0	AWAY	0- 0	0- 0	4- 0				
0- 1	0- 0	0- 0	NEUTRAL	0- 1	0- 0	0- 0				
4- 7	0- 0	0- 0	NON-CONFERENCE	0- 5	1- 2	3- 0				
4- 1	0- 0	0- 0	HOME	0- 1	1- 0	3- 0				
0- 5	0- 0	0- 0	AWAY	0- 3	0- 2	0- 0				
0- 1	0- 0	0- 0	NEUTRAL	0- 1	0- 0	0- 0				
9- 5	0- 0	0- 0	CONFERENCE	0- 0	0- 2	9- 3				
5- 2	0- 0	0- 0	HOME	0- 0	0- 1	5- 1				
4- 3	0- 0	0- 0	AWAY	0- 0	0- 1	4- 2				
0- 0	0- 0	0- 0	NEUTRAL	0- 0	0- 0	0- 0				

RPI 1-25			RPI 26-50			RPI 51-100			RPI 101+			Team's RPI: 114
RPI	S	Opponent	Score	RPI	S	Opponent	Score	RPI	S	Opponent	Score	
						55 A Iowa	61 83	102 A San Francisco		57 74		
						60 A Oregon	51 77	107 H UNI		64 59		
						66 H South Dakota	70 73	109 A Drake		63 73		
						79 A Minnesota	47 57	137 A Idaho		65 92		
						87 N UT Martin	58 84	137 H Idaho		59 65		
								161 A Montana St.		61 69		
								175 A Northern Colo.		59 58		
								175 H Northern Colo.		54 51		
								191 A Montana		61 59		
								197 A Eastern Wash.		57 60		
								197 H Eastern Wash.		72 69		
								199 A Weber St.		85 78		
								199 H Weber St.		56 62		
								227 H Western Ill.		78 67		
								232 A Idaho St.		60 57		
								232 H Idaho St.		45 42		
								257 H Omaha		67 52		
								275 H Northern Ariz.		63 56		
								314 H North Dakota St.		71 54		
								329 H Southern Utah		68 56		
LAST 12 Division I GAMES:												
175 A Northern Colo.		59 58	329 H Southern Utah		68 56							
137 H Idaho		59 65	275 H Northern Ariz.		63 56							
197 H Eastern Wash.		72 69	191 A Montana		61 59							
199 A Weber St.		85 78	161 A Montana St.		61 69							
232 A Idaho St.		60 57	232 H Idaho St.		45 42							
175 H Northern Colo.		54 51	199 H Weber St.		56 62							

Non-Div I Games:

North Dakota

Average RPI Win:	307	WON-LOST	WINNING	LAST 10	STRENGTH OF	OPP. STRENGTH	TEAM	ADJ.	CONF.	ADJ CONF.
Average RPI Loss:	169	RECORD	PCT. RANK	GAMES	SCHEDULE	OF SCHEDULE	RPI	RPI	RPI	RPI
DIV. I ONLY	5- 20	310	2- 8	219	274	314	314	18	18	
DIV. I NON-CONF.	3- 8	258	0- 0	287	336	310	310	19	19	
TOTALS	RPI 1-25	RPI 26-50	W-L RECORDS	RPI 51-100	RPI 101-150	RPI 150+				
5- 20	0- 0	0- 0	OVERALL	0- 6	0- 5	5- 9				
3- 9	0- 0	0- 0	HOME	0- 4	0- 2	3- 3				
1- 9	0- 0	0- 0	AWAY	0- 2	0- 3	1- 4				
1- 2	0- 0	0- 0	NEUTRAL	0- 0	0- 0	1- 2				
3- 8	0- 0	0- 0	NON-CONFERENCE	0- 2	0- 1	3- 5				
1- 3	0- 0	0- 0	HOME	0- 2	0- 0	1- 1				
1- 3	0- 0	0- 0	AWAY	0- 0	0- 1	1- 2				
1- 2	0- 0	0- 0	NEUTRAL	0- 0	0- 0	1- 2				
2- 12	0- 0	0- 0	CONFERENCE	0- 4	0- 4	2- 4				
2- 6	0- 0	0- 0	HOME	0- 2	0- 2	2- 2				
0- 6	0- 0	0- 0	AWAY	0- 2	0- 2	0- 2				
0- 0	0- 0	0- 0	NEUTRAL	0- 0	0- 0	0- 0				

RPI S	Opponent	Score	RPI S	Opponent	Score	RPI S	Opponent	Score	RPI S	Opponent	Score	Team's RPI: 314
						62	A South Dakota St.	47 81	114	A North Dakota	54 71	
						62	H South Dakota St.	63 81	126	A IUPUI	44 67	
						66	A South Dakota	54 80	126	H IUPUI	63 64	
						66	H South Dakota	94 96	146	A Oral Roberts	58 59	
						71	H Maine	51 82	146	H Oral Roberts	42 52	
						93	H New Mexico St.	69 79	169	N Delaware	50 62	
									227	H Western Ill.	82 94	
									230	H Grand Canyon	67 76	
									247	N N.C. A&T	64 72	
									250	A San Diego St.	54 64	
									257	A Omaha	52 77	
									257	H Omaha	74 67	
									282	N Prairie View	79 58	
									296	A Denver	53 64	
									296	H Denver	45 55	
									316	H IPFW	94 85	
									325	A Kent St.	54 75	
									338	H Cal St. Fullerton	79 64	
									343	A NJIT	64 59	
LAST 12 Division I GAMES:												
296	H	Denver	45	55	316	H	IPFW	94	85			
257	H	Omaha	74	67	227	H	Western Ill.	82	94			
126	H	IUPUI	63	64	126	A	IUPUI	44	67			
62	A	South Dakota St.	47	81	66	H	South Dakota	94	96			
146	A	Oral Roberts	58	59	146	H	Oral Roberts	42	52			
66	A	South Dakota	54	80	296	A	Denver	53	64			

Non-Div I Games: Valley City St. 85 77 St. Mary (NE) 88 68

North Dakota St.

North Florida

Through Games Of Feb. 21, 2016

Average RPI Win:	316	WON-LOST	WINNING	LAST 10	STRENGTH OF	OPP. STRENGTH	TEAM	ADJ.	CONF.	ADJ CONF.
Average RPI Loss:	190	RECORD	PCT. RANK	GAMES	SCHEDULE	OF SCHEDULE	RPI	RPI	RPI	RPI
DIV. I ONLY	4- 20	320	2- 8	237	310	324	324	29	29	
DIV. I NON-CONF.	2- 10	304	0- 0	237	299	313	313	28	28	
TOTALS	RPI 1-25	RPI 26-50	W-L RECORDS	RPI 51-100	RPI 101-150	RPI 150+				
4- 20	0- 1	0- 0	OVERALL	0- 4	0- 1	4- 14				
2- 10	0- 0	0- 0	HOME	0- 2	0- 0	2- 8				
2- 10	0- 1	0- 0	AWAY	0- 2	0- 1	2- 6				
0- 0	0- 0	0- 0	NEUTRAL	0- 0	0- 0	0- 0				
2- 10	0- 1	0- 0	NON-CONFERENCE	0- 2	0- 1	2- 6				
1- 5	0- 0	0- 0	HOME	0- 1	0- 0	1- 4				
1- 5	0- 1	0- 0	AWAY	0- 1	0- 1	1- 2				
0- 0	0- 0	0- 0	NEUTRAL	0- 0	0- 0	0- 0				
2- 10	0- 0	0- 0	CONFERENCE	0- 2	0- 0	2- 8				
1- 5	0- 0	0- 0	HOME	0- 1	0- 0	1- 4				
1- 5	0- 0	0- 0	AWAY	0- 1	0- 0	1- 4				
0- 0	0- 0	0- 0	NEUTRAL	0- 0	0- 0	0- 0				

RPI	S	Opponent	Score	RPI	S	Opponent	Score	RPI	S	Opponent	Score	RPI	S	Opponent	Score	Team's RPI: 324
14	A	Florida St.	28 80					57	H	Purdue	47 70	110	A	Mercer	54 68	
								63	A	FGCU	50 75	152	H	Jacksonville	39 73	
								63	H	FGCU	38 65	156	A	Alabama	47 69	
								84	A	Nebraska	46 91	196	A	Stetson	61 81	
												196	H	Stetson	56 67	
												204	A	USC Upstate	54 69	
												204	H	USC Upstate	61 75	
												256	H	UNCW	47 63	
												260	H	Bethune-Cookman	49 53	
												268	A	Georgia St.	63 76	
												283	H	Campbell	55 66	
												284	H	Towson	74 72	
												293	A	Kennesaw St.	54 76	
												293	H	Kennesaw St.	55 70	
												301	A	UMKC	62 55	
												310	H	South Carolina St.	48 53	
												335	A	Lipscomb	71 78	
												335	H	Lipscomb	78 70	
												343	A	NJIT	68 51	
LAST 12 Division I GAMES:																
204	H	USC Upstate	61 75	63	H	FGCU	38 65									
293	A	Kennesaw St.	54 76	204	A	USC Upstate	54 69									
335	A	Lipscomb	71 78	343	A	NJIT	68 51									
196	H	Stetson	56 67	335	H	Lipscomb	78 70									
63	A	FGCU	50 75	293	H	Kennesaw St.	55 70									
196	A	Stetson	61 81	152	H	Jacksonville	39 73									

Non-Div I Games: Warner 60 51 Webber Int'l 60 72 Trinity Baptist 97 30

North Florida

Loss, Non-Conf, S Site, H Home A Away N Neutral

North Texas

Through Games Of Feb. 21, 2016

Average RPI Win:	199	WON-LOST	WINNING	LAST 10	STRENGTH OF	OPP. STRENGTH	TEAM	ADJ.	CONF.	ADJ CONF.
Average RPI Loss:	140	RECORD	PCT. RANK	GAMES	SCHEDULE	OF SCHEDULE	RPI	RPI	RPI	RPI
DIV. I ONLY	9- 15	243	2- 8	174	133	223	223	12	12	
DIV. I NON-CONF.	5- 5	160	0- 0	196	232	179	179	10	10	
TOTALS	RPI 1-25	RPI 26-50	W-L RECORDS	RPI 51-100	RPI 101-150	RPI 150+				
9- 15	0- 1	1- 1	OVERALL	0- 2	2- 5	6- 6				
4- 8	0- 1	0- 0	HOME	0- 2	2- 3	2- 2				
5- 7	0- 0	1- 1	AWAY	0- 0	0- 2	4- 4				
0- 0	0- 0	0- 0	NEUTRAL	0- 0	0- 0	0- 0				
5- 5	0- 0	1- 0	NON-CONFERENCE	0- 0	1- 3	3- 2				
2- 3	0- 0	0- 0	HOME	0- 0	1- 2	1- 1				
3- 2	0- 0	1- 0	AWAY	0- 0	0- 1	2- 1				
0- 0	0- 0	0- 0	NEUTRAL	0- 0	0- 0	0- 0				
4- 10	0- 1	0- 1	CONFERENCE	0- 2	1- 2	3- 4				
2- 5	0- 1	0- 0	HOME	0- 2	1- 1	1- 1				
2- 5	0- 0	0- 1	AWAY	0- 0	0- 1	2- 3				
0- 0	0- 0	0- 0	NEUTRAL	0- 0	0- 0	0- 0				

RPI	S	Opponent	Score	RPI	S	Opponent	Score	RPI	S	Opponent	Score	RPI	S	Opponent	Score	Team's RPI: 223
25	H	UTEP	67 75	33	A	Oklahoma	61 57	70	H	Middle Tenn.	52 76	102	H	San Francisco	61 69	
				49	A	Western Ky.	53 65	76	H	Charlotte	70 82	121	A	Iona	51 62	
												126	H	IUPUI	68 67	
												134	H	Arizona	44 51	
												143	H	Old Dominion	48 65	
												145	H	UAB	53 51	
												149	A	Southern Miss.	38 57	
												151	A	Marshall	71 63	
												170	H	SMU	60 57	
												173	A	Louisiana Tech	71 77	
												189	A	Fla. Atlantic	61 71	
												199	H	Weber St.	38 45	
												222	A	Texas St.	62 64	
												224	A	Rice	97 100	
												224	H	Rice	73 79	
												263	H	UTSA	68 58	
												274	A	La Salle	69 63	
												300	A	FIU	58 40	
												330	A	Incarinate Word	62 55	
LAST 12 Division I GAMES:																
189	A	Fla. Atlantic	61 71	224	H	Rice	73 79									
300	A	FIU	58 40	145	H	UAB	53 51									
76	H	Charlotte	70 82	70	H	Middle Tenn.	52 76									
143	H	Old Dominion	48 65	49	A	Western Ky.	53 65									
173	A	Louisiana Tech	71 77	151	A	Marshall	71 63									
149	A	Southern Miss.	38 57	224	A	Rice	97 100									

Non-Div I Games:

North Texas

■ Loss,
 ■ Non-Conf,
 ■ S Site,
 ■ Home
 ■ A Away
 N Neutral

Northeastern

Through Games Of Feb. 21, 2016

Average RPI Win:	204	WON-LOST	WINNING	LAST 10	STRENGTH OF	OPP. STRENGTH	TEAM	ADJ.	CONF.	ADJ CONF.
Average RPI Loss:	113	RECORD	PCT. RANK	GAMES	SCHEDULE	OF SCHEDULE	RPI	RPI	RPI	RPI
DIV. I ONLY	12- 14	196	5- 5	104	163	160	160	13	13	
DIV. I NON-CONF.	5- 6	180	0- 0	124	221	186	186	12	12	
TOTALS	RPI 1-25	RPI 26-50	W-L RECORDS	RPI 51-100	RPI 101-150	RPI 150+				
12- 14	0- 1	0- 3	OVERALL	3- 4	0- 2	9- 4				
5- 8	0- 1	0- 1	HOME	1- 3	0- 1	4- 2				
7- 4	0- 0	0- 1	AWAY	2- 1	0- 0	5- 2				
0- 2	0- 0	0- 1	NEUTRAL	0- 0	0- 1	0- 0				
5- 6	0- 1	0- 1	NON-CONFERENCE	1- 1	0- 2	4- 1				
2- 4	0- 1	0- 0	HOME	1- 1	0- 1	1- 1				
3- 0	0- 0	0- 0	AWAY	0- 0	0- 0	3- 0				
0- 2	0- 0	0- 1	NEUTRAL	0- 0	0- 1	0- 0				
7- 8	0- 0	0- 2	CONFERENCE	2- 3	0- 0	5- 3				
3- 4	0- 0	0- 1	HOME	0- 2	0- 0	3- 1				
4- 4	0- 0	0- 1	AWAY	2- 1	0- 0	2- 2				
0- 0	0- 0	0- 0	NEUTRAL	0- 0	0- 0	0- 0				

RPI 1-25				RPI 26-50				RPI 51-100				RPI 101+ Team's RPI: 160			
RPI	S	Opponent	Score	RPI	S	Opponent	Score	RPI	S	Opponent	Score	RPI	S	Opponent	Score
23	H	Michigan St.	51 77	28	N	Missouri	56 69	71	H	Maine	56 44	116	H	Boston College	45 71
				40	A	James Madison	62 85	74	A	Hofstra	50 75	133	N	Fresno St.	55 69
				40	H	James Madison	52 61	81	A	Drexel	73 65	169	A	Delaware	52 59
								81	H	Drexel	49 53	169	H	Delaware	57 54
								97	A	Elon	67 61	193	A	William & Mary	62 69
								97	H	Elon	54 56	193	H	William & Mary	69 68
								99	H	Quinnipiac	60 71	210	H	Canisius	57 68
												220	A	Siena	70 67
												228	A	Col. of Charleston	52 49
												238	A	New Hampshire	66 54
												256	A	UNCW	72 66
												256	H	UNCW	69 52
												284	H	Towson	71 72
												292	H	UMES	60 49
												345	A	Boston U.	77 44
LAST 12 Division I GAMES:															
256	H	UNCW	69 52	193	A	William & Mary	62 69								
169	H	Delaware	57 54	97	H	Elon	54 56								
97	A	Elon	67 61	81	H	Drexel	49 53								
256	A	UNCW	72 66	74	A	Hofstra	50 75								
40	H	James Madison	52 61	40	A	James Madison	62 85								
228	A	Col. of Charleston	52 49	193	H	William & Mary	69 68								

Non-Div I Games:

Northeastern

■ Loss,
 ■ Non-Conf, S Site,
 ■ Home
 ■ Away
 N Neutral

Average RPI Win:	296	WON-LOST	WINNING	LAST 10	STRENGTH OF	OPP. STRENGTH	TEAM	ADJ.	CONF.	ADJ CONF.
Average RPI Loss:	151	RECORD	PCT. RANK	GAMES	SCHEDULE	OF SCHEDULE	RPI	RPI	RPI	RPI
DIV. I ONLY	4- 20	320	1- 9	72	325	275	275	20	20	
DIV. I NON-CONF.	2- 7	280	0- 0	107	203	222	222	22	22	
TOTALS	RPI 1-25	RPI 26-50	W-L RECORDS	RPI 51-100	RPI 101-150	RPI 150+				
4- 20	0- 1	0- 0	OVERALL	0- 3	0- 5	4- 11				
3- 6	0- 0	0- 0	HOME	0- 0	0- 2	3- 4				
1- 13	0- 1	0- 0	AWAY	0- 3	0- 2	1- 7				
0- 1	0- 0	0- 0	NEUTRAL	0- 0	0- 1	0- 0				
2- 7	0- 1	0- 0	NON-CONFERENCE	0- 3	0- 2	2- 1				
1- 1	0- 0	0- 0	HOME	0- 0	0- 1	1- 0				
1- 5	0- 1	0- 0	AWAY	0- 3	0- 0	1- 1				
0- 1	0- 0	0- 0	NEUTRAL	0- 0	0- 1	0- 0				
2- 13	0- 0	0- 0	CONFERENCE	0- 0	0- 3	2- 10				
2- 5	0- 0	0- 0	HOME	0- 0	0- 1	2- 4				
0- 8	0- 0	0- 0	AWAY	0- 0	0- 2	0- 6				
0- 0	0- 0	0- 0	NEUTRAL	0- 0	0- 0	0- 0				





















































RPI 1-25				RPI 26-50				RPI 51-100				RPI 101+ Team's RPI: 275			
RPI	S	Opponent	Score	RPI	S	Opponent	Score	RPI	S	Opponent	Score	RPI	S	Opponent	Score
25	A	UTEP	66 77					84	A	Nebraska	67 90	114	A	North Dakota	56 63
								93	A	New Mexico St.	53 87	120	H	Hawaii	52 61
								96	A	Iowa St.	63 79	135	N	Long Beach St.	48 69
												137	A	Idaho	59 76
												137	H	Idaho	51 72
												161	A	Montana St.	77 86
												161	H	Montana St.	72 83
												175	A	Northern Colo.	55 79
												176	A	Colorado	66 90
												191	A	Montana	58 81
												191	H	Montana	57 61
												197	A	Eastern Wash.	65 72
												197	H	Eastern Wash.	71 81
												199	A	Weber St.	88 95
												199	H	Weber St.	56 76
												232	A	Idaho St.	61 71
												232	H	Idaho St.	63 62
												285	H	Lamar	75 63
												329	H	Southern Utah	57 48
												337	A	UC Irvine	71 55
LAST 12 Division I GAMES:															
199	A	Weber St.	88 95	232	H	Idaho St.	63 62								
232	A	Idaho St.	61 71	199	H	Weber St.	56 76								
191	H	Montana	57 61	175	A	Northern Colo.	55 79								
161	H	Montana St.	72 83	114	A	North Dakota	56 63								
137	A	Idaho	59 76	197	H	Eastern Wash.	71 81								
197	A	Eastern Wash.	65 72	137	H	Idaho	51 72								

Non-Div I Games: N.M. Highlands 91 43 Dixie St. 68 66

Northern Ariz.

Loss, Non-Conf, S Site, H Home A Away N Neutral

Average RPI Win: 227	WON-LOST	WINNING	LAST 10	STRENGTH OF	OPP. STRENGTH	TEAM	ADJ.	CONF.	ADJ CONF.
Average RPI Loss: 145	RECORD	PCT. RANK	GAMES	SCHEDULE	OF SCHEDULE	RPI	RPI	RPI	RPI
DIV. I ONLY	10- 13	216	4- 6	93	267	175	175	20	20
DIV. I NON-CONF.	4- 5	193	0- 0	176	89	171	171	22	22
TOTALS	RPI 1-25	RPI 26-50	W-L RECORDS	RPI 51-100	RPI 101-150	RPI 150+			
10- 13	0- 0	0- 1	OVERALL	0- 2	2- 3	8- 7			
6- 4	0- 0	0- 1	HOME	0- 1	1- 1	5- 1			
2- 9	0- 0	0- 0	AWAY	0- 1	0- 2	2- 6			
2- 0	0- 0	0- 0	NEUTRAL	0- 0	1- 0	1- 0			
4- 5	0- 0	0- 1	NON-CONFERENCE	0- 2	1- 0	3- 2			
1- 2	0- 0	0- 1	HOME	0- 1	0- 0	1- 0			
1- 3	0- 0	0- 0	AWAY	0- 1	0- 0	1- 2			
2- 0	0- 0	0- 0	NEUTRAL	0- 0	1- 0	1- 0			
6- 8	0- 0	0- 0	CONFERENCE	0- 0	1- 3	5- 5			
5- 2	0- 0	0- 0	HOME	0- 0	1- 1	4- 1			
1- 6	0- 0	0- 0	AWAY	0- 0	0- 2	1- 4			
0- 0	0- 0	0- 0	NEUTRAL	0- 0	0- 0	0- 0			

RPI 1-25	RPI 26-50	RPI 51-100	RPI 101+ Team's RPI: 175
RPI S Opponent Score	RPI S Opponent Score	RPI S Opponent Score	RPI S Opponent Score
	44  Colorado St. 46  62	59  St. Mary's (CA) 52  65	114  North Dakota 51  54
		62  South Dakota St. 62  66	114  North Dakota 58  59
			129 N Akron 78 65
			137  Idaho 56  66
			137  Idaho 70 68
			161  Montana St. 58  66
			176  Colorado 41  63
			191  Montana 46  58
			197  Eastern Wash. 55  59
			197  Eastern Wash. 57  66
			199  Weber St. 79  82
			199  Weber St. 65 63
			202  Utah St. 74 60
			230  Grand Canyon 59  69
			232  Idaho St. 61 59
			232  Idaho St. 48 47
			243 N Valparaiso 77 63
			275  Northern Ariz. 79 55
			296  Denver 60 51
			329  Southern Utah 64 44
LAST 12 Division I GAMES:			
	114  North Dakota 58  59	275  Northern Ariz. 79 55	
	197  Eastern Wash. 57  66	329  Southern Utah 64 44	
	137  Idaho 70 68	161  Montana St. 58  66	
	232  Idaho St. 61 59	191  Montana 46  58	
	199  Weber St. 79  82	199  Weber St. 65 63	
	114  North Dakota 51  54	232  Idaho St. 48 47	

Non-Div I Games: Western St. 101 48

Northern Colo.

Average RPI Win:	254	WON-LOST	WINNING	LAST 10	STRENGTH OF	OPP. STRENGTH	TEAM	ADJ.	CONF.	ADJ CONF.
Average RPI Loss:	144	RECORD	PCT. RANK	GAMES	SCHEDULE	OF SCHEDULE	RPI	RPI	RPI	RPI
DIV. I ONLY	9- 15	243	2- 4	255	175	258	258	11	11	
DIV. I NON-CONF.	6- 4	125	1- 0	348	276	258	258	13	13	
TOTALS	RPI 1-25	RPI 26-50	W-L RECORDS	RPI 51-100	RPI 101-150	RPI 150+				
9- 15	0- 0	0- 2	OVERALL	0- 6	3- 0	6- 7				
5- 5	0- 0	0- 1	HOME	0- 3	2- 0	3- 1				
2- 9	0- 0	0- 1	AWAY	0- 3	1- 0	1- 5				
2- 1	0- 0	0- 0	NEUTRAL	0- 0	0- 0	2- 1				
6- 4	0- 0	0- 0	NON-CONFERENCE	0- 0	1- 0	5- 4				
3- 0	0- 0	0- 0	HOME	0- 0	1- 0	2- 0				
1- 3	0- 0	0- 0	AWAY	0- 0	0- 0	1- 3				
2- 1	0- 0	0- 0	NEUTRAL	0- 0	0- 0	2- 1				
3- 11	0- 0	0- 2	CONFERENCE	0- 6	2- 0	1- 3				
2- 5	0- 0	0- 1	HOME	0- 3	1- 0	1- 1				
1- 6	0- 0	0- 1	AWAY	0- 3	1- 0	0- 2				
0- 0	0- 0	0- 0	NEUTRAL	0- 0	0- 0	0- 0				

RPI 1-25				RPI 26-50				RPI 51-100				RPI 101+				Team's RPI: 258	
RPI	S	Opponent	Score	RPI	S	Opponent	Score	RPI	S	Opponent	Score	RPI	S	Opponent	Score		
				29	A	Ohio	70 95	72	H	Ball St.	57 73	109	H	Drake	87 73		
				29	H	Ohio	47 72	85	A	Central Mich.	63 95	129	A	Akron	65 58		
								85	H	Central Mich.	67 73	138	H	Buffalo	76 74		
								92	A	Eastern Mich.	60 84	166	A	SIUE	67 93		
								92	H	Eastern Mich.	80 87	172	A	Milwaukee	58 73		
								98	A	Toledo	59 66	179	A	Wisconsin	62 89		
												216	N	Kansas	58 66		
												253	H	Bowling Green	43 58		
												265	A	Miami (OH)	60 66		
												265	H	Miami (OH)	92 73		
												303	H	Bradley	68 64		
												319	N	Illinois St.	68 59		
												325	A	Kent St.	85 95		
												338	N	Cal St. Fullerton	72 49		
												340	A	Chicago St.	68 50		
												341	H	Eastern Ill.	79 63		
LAST 12 Division I GAMES:																	
338	N	Cal St. Fullerton	72 49	138	H	Buffalo	76 74										
92	A	Eastern Mich.	60 84	325	A	Kent St.	85 95										
72	H	Ball St.	57 73	29	H	Ohio	47 72										
85	H	Central Mich.	67 73	253	H	Bowling Green	43 58										
265	H	Miami (OH)	92 73	98	A	Toledo	59 66										
29	A	Ohio	70 95	85	A	Central Mich.	63 95										

Non-Div I Games: Wis. Lutheran 69 42

Northern Ill.

■ Loss,
 ■ Non-Conf,
 ■ S Site,
 ■ H Home
 ■ A Away
 N Neutral

Average RPI Win:	216	WON-LOST	WINNING	LAST 10	STRENGTH OF	OPP. STRENGTH	TEAM	ADJ.	CONF.	ADJ CONF.
Average RPI Loss:	126	RECORD	PCT. RANK	GAMES	SCHEDULE	OF SCHEDULE	RPI	RPI	RPI	RPI
DIV. I ONLY	14- 9	104	6- 4	190	144	139	139	14	14	
DIV. I NON-CONF.	6- 3	99	0- 0	272	113	166	166	16	16	
TOTALS	RPI 1-25	RPI 26-50	W-L RECORDS	RPI 51-100	RPI 101-150	RPI 150+				
14- 9	0- 1	0- 1	OVERALL	1- 2	1- 1	12- 4				
7- 6	0- 1	0- 1	HOME	1- 1	0- 1	6- 2				
7- 3	0- 0	0- 0	AWAY	0- 1	1- 0	6- 2				
0- 0	0- 0	0- 0	NEUTRAL	0- 0	0- 0	0- 0				
6- 3	0- 1	0- 0	NON-CONFERENCE	1- 0	0- 1	5- 1				
4- 2	0- 1	0- 0	HOME	1- 0	0- 1	3- 0				
2- 1	0- 0	0- 0	AWAY	0- 0	0- 0	2- 1				
0- 0	0- 0	0- 0	NEUTRAL	0- 0	0- 0	0- 0				
8- 6	0- 0	0- 1	CONFERENCE	0- 2	1- 0	7- 3				
3- 4	0- 0	0- 1	HOME	0- 1	0- 0	3- 2				
5- 2	0- 0	0- 0	AWAY	0- 1	1- 0	4- 1				
0- 0	0- 0	0- 0	NEUTRAL	0- 0	0- 0	0- 0				

RPI 1-25				RPI 26-50				RPI 51-100				RPI 101+ Team's RPI: 139			
RPI	S	Opponent	Score	RPI	S	Opponent	Score	RPI	S	Opponent	Score	RPI	S	Opponent	Score
15	H	Kentucky	65 84	27	H	Green Bay	73 81	88	H	Marquette	83 78	129	H	Akron	75 77
								100	A	Wright St.	61 66	132	A	Youngstown St.	88 77
								100	H	Wright St.	65 76	153	A	Detroit	65 66
												153	H	Detroit	81 60
												172	H	Milwaukee	60 86
												195	A	Cincinnati	68 71
												205	A	Oakland	75 71
												205	H	Oakland	80 64
												209	H	Indiana St.	73 67
												218	A	Ill.-Chicago	72 61
												218	H	Ill.-Chicago	55 53
												221	A	Robert Morris	72 70
												243	A	Valparaiso	68 50
												243	H	Valparaiso	60 61
												265	A	Miami (OH)	71 57
												273	H	Tennessee Tech	88 62
												278	A	Cleveland St.	83 51
												316	H	IPFW	77 64
LAST 12 Division I GAMES:															
205	H	Oakland	80 64	278	A	Cleveland St.	83 51								
153	H	Detroit	81 60	172	H	Milwaukee	60 86								
100	H	Wright St.	65 76	27	H	Green Bay	73 81								
243	A	Valparaiso	68 50	153	A	Detroit	65 66								
218	A	Ill.-Chicago	72 61	205	A	Oakland	75 71								
132	A	Youngstown St.	88 77	100	A	Wright St.	61 66								

Non-Div I Games: West Virginia St. 92 47 Ind.-Kokomo 104 33

Northern Ky.

■ Loss,
 ■ Non-Conf, S Site,
 ■ Home
 ■ Away
 N Neutral

Northwestern

Through Games Of Feb. 21, 2016

Average RPI Win:	179	WON-LOST	WINNING	LAST 10	STRENGTH OF	OPP. STRENGTH	TEAM	ADJ.	CONF.	ADJ CONF.
Average RPI Loss:	54	RECORD	PCT. RANK	GAMES	SCHEDULE	OF SCHEDULE	RPI	RPI	RPI	RPI
DIV. I ONLY	15- 13	153	2- 8	69	67	106	106	5	5	
DIV. I NON-CONF.	11- 1	16	0- 0	213	278	63	63	4	4	
TOTALS	RPI 1-25	RPI 26-50	W-L RECORDS	RPI 51-100	RPI 101-150	RPI 150+				
15- 13	1- 5	0- 1	OVERALL	1- 5	4- 2	9- 0				
8- 7	1- 2	0- 1	HOME	1- 3	1- 1	5- 0				
4- 6	0- 0	0- 0	AWAY	0- 0	2- 1	2- 0				
3- 0	0- 0	0- 0	NEUTRAL	0- 0	1- 0	2- 0				
11- 1	0- 1	0- 0	NON-CONFERENCE	0- 0	3- 0	8- 0				
6- 1	0- 1	0- 0	HOME	0- 0	1- 0	5- 0				
2- 0	0- 0	0- 0	AWAY	0- 0	1- 0	1- 0				
3- 0	0- 0	0- 0	NEUTRAL	0- 0	1- 0	2- 0				
4- 12	1- 4	0- 1	CONFERENCE	1- 5	1- 2	1- 0				
2- 6	1- 1	0- 1	HOME	1- 3	0- 1	0- 0				
2- 6	0- 3	0- 0	AWAY	0- 2	1- 1	1- 0				
0- 0	0- 0	0- 0	NEUTRAL	0- 0	0- 0	0- 0				

RPI 1-25				RPI 26-50				RPI 51-100				RPI 101+ Team's RPI: 106			
RPI	S	Opponent	Score	RPI	S	Opponent	Score	RPI	S	Opponent	Score	RPI	S	Opponent	Score
5	A	Ohio St.	73 76	46	H	Indiana	84 91	52	A	Rutgers	59 61	115	H	Western Mich.	86 62
5	H	Ohio St.	86 82					55	H	Iowa	64 79	124	A	North Carolina	85 72
11	A	Maryland	62 80					57	H	Purdue	71 85	130	A	Penn St.	72 79
11	H	Maryland	70 79					79	A	Minnesota	92 95	130	H	Penn St.	54 73
22	H	DePaul	64 77					79	H	Minnesota	106 112	140	N	Creighton	75 52
23	A	Michigan St.	51 74					84	H	Nebraska	85 62	150	A	Illinois	69 59
												159	N	East Carolina	78 75
												172	H	Milwaukee	69 44
												178	A	Loyola Chicago	81 72
												179	A	Wisconsin	71 53
												197	N	Eastern Wash.	74 70
												232	H	Idaho St.	72 36
												301	H	UMKC	80 38
												311	H	Alcorn	91 47
												331	H	Howard	89 49
LAST 12 Division I GAMES:															
179	A	Wisconsin	71 53	55	H	Iowa	64 79	5	A	Ohio St.	73 76				
130	H	Penn St.	54 73	46	H	Indiana	84 91	79	A	Minnesota	92 95				
11	H	Maryland	70 79	79	A	Minnesota	106 112	11	A	Maryland	62 80				
52	A	Rutgers	59 61	150	A	Illinois	69 59	5	H	Ohio St.	86 82				

Non-Div I Games:

Northwestern

■ Loss,
 ■ Non-Conf, S Site,
 ■ Home
 ■ Away
 N Neutral

Average RPI Win:	260	WON-LOST	WINNING	LAST 10	STRENGTH OF	OPP. STRENGTH	TEAM	ADJ.	CONF.	ADJ CONF.
Average RPI Loss:	128	RECORD	PCT. RANK	GAMES	SCHEDULE	OF SCHEDULE	RPI	RPI	RPI	RPI
DIV. I ONLY	12- 10	143	6- 4	95	311	128	128	27	27	
DIV. I NON-CONF.	2- 5	253	0- 0	4	257	122	122	26	26	
TOTALS	RPI 1-25	RPI 26-50	W-L RECORDS	RPI 51-100	RPI 101-150	RPI 150+				
12- 10	0- 2	0- 0	OVERALL	0- 2	1- 2	11- 4				
9- 1	0- 0	0- 0	HOME	0- 0	0- 1	9- 0				
3- 8	0- 1	0- 0	AWAY	0- 0	1- 0	2- 0				
0- 1	0- 0	0- 0	NEUTRAL	0- 0	0- 1	0- 0				
2- 5	0- 2	0- 0	NON-CONFERENCE	0- 1	0- 1	2- 1				
2- 0	0- 0	0- 0	HOME	0- 0	0- 0	2- 0				
0- 4	0- 2	0- 0	AWAY	0- 1	0- 0	0- 1				
0- 1	0- 0	0- 0	NEUTRAL	0- 0	0- 1	0- 0				
10- 5	0- 0	0- 0	CONFERENCE	0- 1	1- 1	9- 3				
7- 1	0- 0	0- 0	HOME	0- 0	0- 1	7- 0				
3- 4	0- 0	0- 0	AWAY	0- 1	1- 0	2- 3				
0- 0	0- 0	0- 0	NEUTRAL	0- 0	0- 0	0- 0				

RPI 1-25				RPI 26-50				RPI 51-100				RPI 101+ Team's RPI: 128			
RPI	S	Opponent	Score	RPI	S	Opponent	Score	RPI	S	Opponent	Score	RPI	S	Opponent	Score
4	A	Baylor	44 86					69	A	Abilene Christian	46 67	111	A	Central Ark.	60 56
6	A	Texas	33 86					93	A	New Mexico St.	54 65	111	H	Central Ark.	49 74
												135	N	Long Beach St.	59 60
												162	A	McNeese St.	74 78
												162	H	McNeese St.	85 64
												170	A	SMU	36 74
												181	H	Grambling	71 62
												212	A	Stephen F. Austin	52 68
												235	H	Sam Houston St.	69 49
												245	H	Houston Baptist	55 44
												285	A	Lamar	73 51
												299	H	Jackson St.	59 54
												307	H	Southeastern La.	82 62
												313	H	A&M-Corpus Christi	60 43
												317	A	Nicholls St.	61 70
												317	H	Nicholls St.	66 62
												330	A	Incarnate Word	53 48
												333	H	New Orleans	70 53
LAST 12 Division I GAMES:															
333	H	New Orleans	70 53	111	H	Central Ark.	49 74								
317	H	Nicholls St.	66 62	162	A	McNeese St.	74 78								
162	H	McNeese St.	85 64	317	A	Nicholls St.	61 70								
111	A	Central Ark.	60 56	285	A	Lamar	73 51								
212	A	Stephen F. Austin	52 68	313	H	A&M-Corpus Christi	60 43								
307	H	Southeastern La.	82 62	330	A	Incarnate Word	53 48								

Non-Div I Games: LeTourneau 73 44 Xavier (LA) 73 57 LSU-Alexandria 94 65 Central Baptist 86 56 Northwestern St.

Loss, Non-Conf, S Site, H Home A Away N Neutral

Notre Dame

Through Games Of Feb. 21, 2016

RPI				Through Games of Feb. 11, 1918						
Average RPI Win:	81	WON-LOST	WINNING	LAST 10	STRENGTH OF	OPP. STRENGTH	TEAM	ADJ.	CONF.	ADJ CONF.
Average RPI Loss:	3	RECORD	PCT. RANK	GAMES	SCHEDULE	OF SCHEDULE	RPI	RPI	RPI	RPI
DIV. I ONLY	25- 1	3	7- 0	2	7	1	1	4	4	
DIV. I NON-CONF.	12- 1	9	1- 0	7	2	2	2	5	5	
TOTALS	RPI 1-25	RPI 26-50	W-L RECORDS	RPI 51-100	RPI 101-150	RPI 150+				
25- 1	7- 1	2- 0	OVERALL	8- 0	6- 0	2- 0				
12- 0	5- 0	2- 0	HOME	3- 0	2- 0	0- 0				
11- 1	1- 1	0- 0	AWAY	5- 0	4- 0	1- 0				
2- 0	1- 0	0- 0	NEUTRAL	0- 0	0- 0	1- 0				
12- 1	5- 1	0- 0	NON-CONFERENCE	4- 0	1- 0	2- 0				
6- 0	4- 0	0- 0	HOME	2- 0	0- 0	0- 0				
4- 1	0- 1	0- 0	AWAY	2- 0	1- 0	1- 0				
2- 0	1- 0	0- 0	NEUTRAL	0- 0	0- 0	1- 0				
13- 0	2- 0	2- 0	CONFERENCE	4- 0	5- 0	0- 0				
6- 0	1- 0	2- 0	HOME	1- 0	2- 0	0- 0				
7- 0	1- 0	0- 0	AWAY	3- 0	3- 0	0- 0				
0- 0	0- 0	0- 0	NEUTRAL	0- 0	0- 0	0- 0				

RPI	S	Opponent	Score	RPI	S	Opponent	Score	RPI	S	Opponent	Score	RPI	S	Opponent	Score
3	A	UConn	81 91	26	H	Miami (FL)	90 69	53	A	Duke	68 61	104	A	Saint Joseph's	91 55
5	H	Ohio St.	75 72	43	H	North Carolina St.	82 46	62	A	South Dakota St.	75 64	113	A	Wake Forest	86 52
7	H	Oregon St.	62 61					75	A	Georgia Tech	54 42	116	A	Boston College	63 50
9	N	UCLA	92 84					75	H	Georgia Tech	85 76	118	H	Virginia Tech	80 41
16	A	Louisville	66 61					86	A	TCU	88 72	122	A	Pittsburgh	65 55
17	H	Syracuse	90 62					89	H	Bucknell	85 54	124	H	North Carolina	88 54
22	H	DePaul	95 90					91	A	Virginia	74 46	243	A	Valparaiso	110 54
24	H	Tennessee	79 66					98	H	Toledo	74 39	296	N	Denver	94 52
LAST 12 Division I GAMES:															
9	N	UCLA	92 84	75	A	Georgia Tech	54 42								
113	A	Wake Forest	86 52	118	H	Virginia Tech	80 41								
26	H	Miami (FL)	90 69	17	H	Syracuse	90 62								
16	A	Louisville	66 61	24	H	Tennessee	79 66								
43	H	North Carolina St.	82 46	116	A	Boston College	63 50								
53	A	Duke	68 61	124	H	North Carolina	88 54								

Non-Div I Games:

Notre Dame

Loss, Non-Conf, S Site, H Home A Away N Neutral

Average RPI Win:	247	WON-LOST	WINNING	LAST 10	STRENGTH OF	OPP. STRENGTH	TEAM	ADJ.	CONF.	ADJ CONF.
Average RPI Loss:	151	RECORD	PCT. RANK	GAMES	SCHEDULE	OF SCHEDULE	RPI	RPI	RPI	RPI
DIV. I ONLY	12- 12	169	4- 6	283	184	205	205	14	14	
DIV. I NON-CONF.	6- 3	99	0- 0	343	285	231	231	16	16	
TOTALS	RPI 1-25	RPI 26-50	W-L RECORDS	RPI 51-100	RPI 101-150	RPI 150+				
12- 12	0- 1	1- 0	OVERALL	0- 3	0- 4	11- 4				
5- 5	0- 1	0- 0	HOME	0- 2	0- 2	5- 0				
7- 7	0- 0	1- 0	AWAY	0- 1	0- 2	6- 4				
0- 0	0- 0	0- 0	NEUTRAL	0- 0	0- 0	0- 0				
6- 3	0- 1	0- 0	NON-CONFERENCE	0- 1	0- 0	6- 1				
2- 2	0- 1	0- 0	HOME	0- 1	0- 0	2- 0				
4- 1	0- 0	0- 0	AWAY	0- 0	0- 0	4- 1				
0- 0	0- 0	0- 0	NEUTRAL	0- 0	0- 0	0- 0				
6- 9	0- 0	1- 0	CONFERENCE	0- 2	0- 4	5- 3				
3- 3	0- 0	0- 0	HOME	0- 1	0- 2	3- 0				
3- 6	0- 0	1- 0	AWAY	0- 1	0- 2	2- 3				
0- 0	0- 0	0- 0	NEUTRAL	0- 0	0- 0	0- 0				

RPI 1-25				RPI 26-50				RPI 51-100				RPI 101+				Team's RPI: 205	
RPI	S	Opponent	Score	RPI	S	Opponent	Score	RPI	S	Opponent	Score	RPI	S	Opponent	Score		
23	H	Michigan St.	62 82	27	A	Green Bay	58 56	85	H	Central Mich.	87 110	132	A	Youngstown St.	63 67		
								100	A	Wright St.	63 79	132	H	Youngstown St.	77 96		
								100	H	Wright St.	72 77	139	A	Northern Ky.	64 80		
												139	H	Northern Ky.	71 75		
												153	A	Detroit	79 73		
												172	A	Milwaukee	64 77		
												218	A	Ill.-Chicago	78 76		
												218	H	Ill.-Chicago	78 73		
												226	H	Dartmouth	78 60		
												243	A	Valparaiso	66 81		
												243	H	Valparaiso	87 77		
												265	A	Miami (OH)	54 65		
												278	A	Cleveland St.	75 88		
												278	H	Cleveland St.	79 69		
												295	A	Vermont	74 68		
												308	A	Niagara	77 67		
												316	H	IPFW	81 74		
												340	A	Chicago St.	74 51		
												346	A	Norfolk St.	83 73		
LAST 12 Division I GAMES:																	
139	A	Northern Ky.	64 80	172	A	Milwaukee	64 77										
100	A	Wright St.	63 79	27	A	Green Bay	58 56										
218	H	Ill.-Chicago	78 73	153	A	Detroit	79 73										
243	H	Valparaiso	87 77	100	H	Wright St.	72 77										
278	A	Cleveland St.	75 88	139	H	Northern Ky.	71 75										
132	A	Youngstown St.	63 67	243	A	Valparaiso	66 81										

Non-Div I Games: Rochester College 83 49 Mich.-Dearborn 123 38

Oakland

■ Loss,
 ■ Non-Conf, S Site,
 ■ Home
 ■ Away
 N Neutral

Average RPI Win:	173	WON-LOST	WINNING	LAST 10	STRENGTH OF	OPP. STRENGTH	TEAM	ADJ.	CONF.	ADJ CONF.
Average RPI Loss:	97	RECORD	PCT. RANK	GAMES	SCHEDULE	OF SCHEDULE	RPI	RPI	RPI	RPI
DIV. I ONLY	21- 4	23	9- 1	122	111	29	29	11	11	
DIV. I NON-CONF.	8- 3	77	0- 0	189	59	64	64	13	13	
TOTALS	RPI 1-25	RPI 26-50	W-L RECORDS	RPI 51-100	RPI 101-150	RPI 150+				
21- 4	0- 1	1- 0	OVERALL	7- 1	3- 2	10- 0				
9- 0	0- 0	0- 0	HOME	3- 0	2- 0	4- 0				
8- 4	0- 0	0- 0	AWAY	3- 1	1- 0	4- 0				
4- 0	0- 0	1- 0	NEUTRAL	1- 0	0- 0	2- 0				
8- 3	0- 1	1- 0	NON-CONFERENCE	2- 1	0- 1	5- 0				
3- 0	0- 0	0- 0	HOME	1- 0	0- 0	2- 0				
1- 3	0- 1	0- 0	AWAY	0- 1	0- 1	1- 0				
4- 0	0- 0	1- 0	NEUTRAL	1- 0	0- 0	2- 0				
13- 1	0- 0	0- 0	CONFERENCE	5- 0	3- 1	5- 0				
6- 0	0- 0	0- 0	HOME	2- 0	2- 0	2- 0				
7- 1	0- 0	0- 0	AWAY	3- 0	1- 1	3- 0				
0- 0	0- 0	0- 0	NEUTRAL	0- 0	0- 0	0- 0				

RPI S	Opponent	Score	RPI S	Opponent	Score	Team's RPI: 29	RPI S	Opponent	Score	RPI S	Opponent	Score
19 A	Duquesne	47 64	46 N	Indiana	63 56		63 N	FGCU	69 57	115 H	Western Mich.	73 63
							70 H	Middle Tenn.	72 49	129 A	Akron	101 73
							72 A	Ball St.	68 67	129 H	Akron	75 55
							72 H	Ball St.	73 48	138 A	Buffalo	43 51
							82 A	Vanderbilt	59 62	150 A	Illinois	53 62
							85 H	Central Mich.	86 84	159 N	East Carolina	64 61
							92 A	Eastern Mich.	71 64	253 A	Bowling Green	72 57
							98 A	Toledo	77 57	256 A	UNCW	75 59
										258 A	Northern Ill.	72 47
										258 H	Northern Ill.	95 70
										262 H	Saint Francis (PA)	91 65
										265 H	Miami (OH)	72 44
										316 H	IPFW	79 52
										318 N	Winthrop	75 54
										325 A	Kent St.	93 54
LAST 12 Division I GAMES:												
129 A	Akron	101 73	129 H	Akron	75 55							
265 H	Miami (OH)	72 44	258 A	Northern Ill.	72 47							
98 A	Toledo	77 57	325 A	Kent St.	93 54							
258 H	Northern Ill.	95 70	85 H	Central Mich.	86 84							
138 A	Buffalo	43 51	92 A	Eastern Mich.	71 64							
72 A	Ball St.	68 67	253 A	Bowling Green	72 57							

Non-Div I Games:

Ohio

Oklahoma

Through Games Of Feb. 21, 2016

Average RPI Win:	132	WON-LOST	WINNING	LAST 10	STRENGTH OF	OPP. STRENGTH	TEAM	ADJ.	CONF.	ADJ CONF.
Average RPI Loss:	46	RECORD	PCT. RANK	GAMES	SCHEDULE	OF SCHEDULE	RPI	RPI	RPI	RPI
DIV. I ONLY	18- 8	74	6- 4	42	13	33	33	3	3	
DIV. I NON-CONF.	9- 2	37	0- 0	186	27	66	66	3	3	
TOTALS	RPI 1-25	RPI 26-50	W-L RECORDS	RPI 51-100	RPI 101-150	RPI 150+				
18- 8	2- 5	3- 2	OVERALL	4- 0	3- 0	6- 1				
10- 2	2- 1	2- 0	HOME	1- 0	2- 0	3- 1				
6- 5	0- 3	1- 2	AWAY	2- 0	0- 0	3- 0				
2- 1	0- 1	0- 0	NEUTRAL	1- 0	1- 0	0- 0				
9- 2	1- 1	1- 0	NON-CONFERENCE	1- 0	2- 0	4- 1				
4- 1	1- 0	0- 0	HOME	0- 0	1- 0	2- 1				
3- 0	0- 0	1- 0	AWAY	0- 0	0- 0	2- 0				
2- 1	0- 1	0- 0	NEUTRAL	1- 0	1- 0	0- 0				
9- 6	1- 4	2- 2	CONFERENCE	3- 0	1- 0	2- 0				
6- 1	1- 1	2- 0	HOME	1- 0	1- 0	1- 0				
3- 5	0- 3	0- 2	AWAY	2- 0	0- 0	1- 0				
0- 0	0- 0	0- 0	NEUTRAL	0- 0	0- 0	0- 0				

RPI 1-25				RPI 26-50				Team's RPI: 33	RPI 51-100				RPI 101+			
RPI	S	Opponent	Score	RPI	S	Opponent	Score		RPI	S	Opponent	Score	RPI	S	Opponent	Score
4	A	Baylor	68 78	31	A	Washington	71 68		78	N	Utah	70 55	116	N	Boston College	76 61
6	A	Texas	76 83	36	A	West Virginia	55 63		86	A	TCU	78 65	125	H	Little Rock	65 52
6	H	Texas	74 56	36	H	West Virginia	57 54		86	H	TCU	77 64	141	H	Texas Tech	92 53
12	H	BYU	73 47	48	A	Kansas St.	71 87		96	A	Iowa St.	77 71	190	A	Tulsa	75 62
13	N	Texas A&M	68 74	48	H	Kansas St.	68 58						216	A	Kansas	72 66
18	A	Oklahoma St.	42 73										216	H	Kansas	67 44
18	H	Oklahoma St.	69 71										223	H	North Texas	57 61
													263	H	UTSA	80 41
													303	A	Bradley	79 46
													318	H	Winthrop	78 48
LAST 12 Division I GAMES:																
216	A	Kansas	72 66	96	A	Iowa St.	77 71									
36	A	West Virginia	55 63	36	H	West Virginia	57 54									
6	H	Texas	74 56	6	A	Texas	76 83									
48	A	Kansas St.	71 87	141	H	Texas Tech	92 53									
86	H	TCU	77 64	18	A	Oklahoma St.	42 73									
18	H	Oklahoma St.	69 71	48	H	Kansas St.	68 58									

Non-Div I Games:

Oklahoma

■ Loss,
 ■ Non-Conf, S Site,
 ■ Home
 ■ Away
 N Neutral

Average RPI Win:	141	WON-LOST	WINNING	LAST 10	STRENGTH OF	OPP. STRENGTH	TEAM	ADJ.	CONF.	ADJ CONF.
Average RPI Loss:	40	RECORD	PCT. RANK	GAMES	SCHEDULE	OF SCHEDULE	RPI	RPI	RPI	RPI
DIV. I ONLY	19- 7	56	7- 3	29	43	18	18	3	3	
DIV. I NON-CONF.	10- 1	19	0- 0	192	192	43	43	3	3	
TOTALS	RPI 1-25	RPI 26-50	W-L RECORDS	RPI 51-100	RPI 101-150	RPI 150+				
19- 7	1- 3	3- 2	OVERALL	4- 2	4- 0	7- 0				
14- 1	1- 1	2- 0	HOME	3- 0	3- 0	5- 0				
5- 6	0- 2	1- 2	AWAY	1- 2	1- 0	2- 0				
0- 0	0- 0	0- 0	NEUTRAL	0- 0	0- 0	0- 0				
10- 1	0- 0	0- 1	NON-CONFERENCE	2- 0	2- 0	6- 0				
8- 0	0- 0	0- 0	HOME	1- 0	2- 0	5- 0				
2- 1	0- 0	0- 1	AWAY	1- 0	0- 0	1- 0				
0- 0	0- 0	0- 0	NEUTRAL	0- 0	0- 0	0- 0				
9- 6	1- 3	3- 1	CONFERENCE	2- 2	2- 0	1- 0				
6- 1	1- 1	2- 0	HOME	2- 0	1- 0	0- 0				
3- 5	0- 2	1- 1	AWAY	0- 2	1- 0	1- 0				
0- 0	0- 0	0- 0	NEUTRAL	0- 0	0- 0	0- 0				

RPI	S	Opponent	Score	RPI	S	Opponent	Score	RPI	S	Opponent	Score	RPI	S	Opponent	Score
4	A	Baylor	41 66	33	A	Oklahoma	71 69	73	H	Washington St.	70 60	124	H	North Carolina	77 67
4	H	Baylor	52 45	33	H	Oklahoma	73 42	86	A	TCU	65 79	141	A	Texas Tech	69 46
6	A	Texas	55 70	36	H	West Virginia	63 51	86	H	TCU	80 52	141	H	Texas Tech	70 57
6	H	Texas	48 78	37	A	South Fla.	46 68	90	A	Missouri St.	74 55	146	H	Oral Roberts	59 55
				48	A	Kansas St.	44 47	96	A	Iowa St.	42 49	166	H	SIUE	86 61
								96	H	Iowa St.	79 76	207	H	UTRGV	78 54
												216	A	Kansas	74 46
												244	H	Texas Southern	87 52
												267	A	UCF	74 55
												285	H	Lamar	90 45
												294	H	Savannah St.	76 48
LAST 12 Division I GAMES:															
86	A	TCU	65 79	86	H	TCU	80 52								
4	A	Baylor	41 66	216	A	Kansas	74 46								
36	H	West Virginia	63 51	96	H	Iowa St.	79 76								
6	A	Texas	55 70	33	H	Oklahoma	73 42								
141	H	Texas Tech	70 57	48	A	Kansas St.	44 47								
33	A	Oklahoma	71 69	6	H	Texas	48 78								

Non-Div I Games:

Oklahoma St.

■ Loss,
■ Non-Conf,
■ S Site,
■ H Home
■ A Away
N Neutral

Average RPI Win:	204	WON-LOST	WINNING	LAST 10	STRENGTH OF	OPP. STRENGTH	TEAM	ADJ.	CONF.	ADJ CONF.
Average RPI Loss:	116	RECORD	PCT. RANK	GAMES	SCHEDULE	OF SCHEDULE	RPI	RPI	RPI	RPI
DIV. I ONLY	12- 14	196	6- 4	91	153	143	143	12	12	
DIV. I NON-CONF.	4- 8	234	0- 0	140	229	216	216	10	10	
TOTALS	RPI 1-25	RPI 26-50	W-L RECORDS	RPI 51-100	RPI 101-150	RPI 150+				
12- 14	0- 1	0- 3	OVERALL	3- 2	1- 2	8- 6				
7- 4	0- 0	0- 2	HOME	1- 0	1- 0	5- 2				
5- 7	0- 0	0- 1	AWAY	2- 1	0- 1	3- 4				
0- 3	0- 1	0- 0	NEUTRAL	0- 1	0- 1	0- 0				
4- 8	0- 1	0- 1	NON-CONFERENCE	0- 2	0- 1	4- 3				
2- 2	0- 0	0- 1	HOME	0- 0	0- 0	2- 1				
2- 3	0- 0	0- 0	AWAY	0- 1	0- 0	2- 2				
0- 3	0- 1	0- 0	NEUTRAL	0- 1	0- 1	0- 0				
8- 6	0- 0	0- 2	CONFERENCE	3- 0	1- 1	4- 3				
5- 2	0- 0	0- 1	HOME	1- 0	1- 0	3- 1				
3- 4	0- 0	0- 1	AWAY	2- 0	0- 1	1- 2				
0- 0	0- 0	0- 0	NEUTRAL	0- 0	0- 0	0- 0				

RPI 1-25			RPI 26-50			RPI 51-100			RPI 101+			Team's RPI: 143
RPI	S	Opponent	Score	RPI	S	Opponent	Score	RPI	S	Opponent	Score	
11	N	Maryland	49 95	26	H	Miami (FL)	35 61	62	N	South Dakota St.	39 71	122 N Pittsburgh 58 67
				49	A	Western Ky.	51 68	70	A	Middle Tenn.	61 58	145 A UAB 55 58
				49	H	Western Ky.	74 85	76	A	Charlotte	71 59	149 H Southern Miss. 53 45
								76	H	Charlotte	94 85	151 A Marshall 62 80
								80	A	VCU	54 74	151 H Marshall 77 55
												157 H ETSU 52 56
												173 H Louisiana Tech 51 69
												187 A Richmond 57 62
												189 H Fla. Atlantic 85 45
												193 A William & Mary 64 75
												223 A North Texas 65 48
												224 A Rice 46 68
												252 H Loyola Maryland 64 41
												292 A UMES 69 52
												300 H FIU 84 49
												331 A Howard 83 64
												339 H Wagner 71 57
LAST 12 Division I GAMES:												
151	H	Marshall	77 55	189	H	Fla. Atlantic	85 45					
49	H	Western Ky.	74 85	151	A	Marshall	62 80					
224	A	Rice	46 68	49	A	Western Ky.	51 68					
223	A	North Texas	65 48	70	A	Middle Tenn.	61 58					
76	H	Charlotte	94 85	145	A	UAB	55 58					
300	H	FIU	84 49	149	H	Southern Miss.	53 45					

Non-Div I Games:

Old Dominion

Average RPI Win:	216	WON-LOST	WINNING	LAST 10	STRENGTH OF	OPP. STRENGTH	TEAM	ADJ.	CONF.	ADJ CONF.
Average RPI Loss:	61	RECORD	PCT. RANK	GAMES	SCHEDULE	OF SCHEDULE	RPI	RPI	RPI	RPI
DIV. I ONLY	10- 17	249	1- 9	50	83	164	164	2	2	
DIV. I NON-CONF.	8- 5	120	0- 0	240	327	196	196	2	2	
TOTALS	RPI 1-25	RPI 26-50	W-L RECORDS	RPI 51-100	RPI 101-150	RPI 150+				
10- 17	1- 6	1- 3	OVERALL	1- 4	1- 3	6- 1				
8- 8	1- 2	1- 2	HOME	1- 3	0- 1	5- 0				
2- 9	0- 4	0- 1	AWAY	0- 1	1- 2	1- 1				
0- 0	0- 0	0- 0	NEUTRAL	0- 0	0- 0	0- 0				
8- 5	0- 0	1- 0	NON-CONFERENCE	0- 3	1- 2	6- 0				
6- 3	0- 0	1- 0	HOME	0- 2	0- 1	5- 0				
2- 2	0- 0	0- 0	AWAY	0- 1	1- 1	1- 0				
0- 0	0- 0	0- 0	NEUTRAL	0- 0	0- 0	0- 0				
2- 12	1- 6	0- 3	CONFERENCE	1- 1	0- 1	0- 1				
2- 5	1- 2	0- 2	HOME	1- 1	0- 0	0- 0				
0- 7	0- 4	0- 1	AWAY	0- 0	0- 1	0- 1				
0- 0	0- 0	0- 0	NEUTRAL	0- 0	0- 0	0- 0				

RPI	S	Opponent	Score	RPI	S	Opponent	Score	RPI	S	Opponent	Score	RPI	S	Opponent	Score	Team's RPI: 164
2	A	South Carolina	62 81	28	H	Missouri	46 60	56	H	Auburn	60 65	123	A	LSU	57 76	
13	A	Texas A&M	58 81	31	A	Mississippi St.	51 79	70	A	Middle Tenn.	75 84	127	H	La.-Lafayette	78 82	
13	H	Texas A&M	48 62	31	H	Mississippi St.	51 60	82	H	Vanderbilt	55 52	142	A	Stony Brook	72 57	
15	H	Kentucky	73 65	49	H	Western Ky.	59 53	83	H	Tulane	59 61	149	A	Southern Miss.	38 57	
20	A	Georgia	56 70					90	H	Missouri St.	78 91	156	A	Alabama	37 48	
21	H	Florida	65 85									162	H	McNeese St.	96 56	
24	A	Tennessee	51 57									333	H	New Orleans	97 59	
												339	A	Wagner	86 49	
												342	H	Ark.-Pine Bluff	80 45	
												347	H	Alabama A&M	103 42	
												348	H	Mississippi Val.	97 61	
LAST 12 Division I GAMES:																
31	H	Mississippi St.	51 60	28	H	Missouri	46 60									
24	A	Tennessee	51 57	2	A	South Carolina	62 81									
13	H	Texas A&M	48 62	15	H	Kentucky	73 65									
56	H	Auburn	60 65	31	A	Mississippi St.	51 79									
20	A	Georgia	56 70	13	A	Texas A&M	58 81									
156	A	Alabama	37 48	21	H	Florida	65 85									

Non-Div I Games:

Ole Miss

■ Loss,
 ■ Non-Conf,
 ■ S Site,
 ■ H Home
 ■ A Away
 N Neutral

Average RPI Win:	276	WON-LOST	WINNING	LAST 10	STRENGTH OF	OPP. STRENGTH	TEAM	ADJ.	CONF.	ADJ CONF.
Average RPI Loss:	149	RECORD	PCT. RANK	GAMES	SCHEDULE	OF SCHEDULE	RPI	RPI	RPI	RPI
DIV. I ONLY	11- 13	203	4- 6	284	243	257	257	18	18	
DIV. I NON-CONF.	5- 5	160	0- 0	333	275	279	279	19	19	
TOTALS	RPI 1-25	RPI 26-50	W-L RECORDS	RPI 51-100	RPI 101-150	RPI 150+				
11- 13	0- 0	0- 0	OVERALL	0- 4	1- 4	10- 5				
8- 5	0- 0	0- 0	HOME	0- 2	1- 2	7- 1				
2- 7	0- 0	0- 0	AWAY	0- 2	0- 2	2- 3				
1- 1	0- 0	0- 0	NEUTRAL	0- 0	0- 0	1- 1				
5- 5	0- 0	0- 0	NON-CONFERENCE	0- 0	0- 2	5- 3				
3- 2	0- 0	0- 0	HOME	0- 0	0- 1	3- 1				
1- 2	0- 0	0- 0	AWAY	0- 0	0- 1	1- 1				
1- 1	0- 0	0- 0	NEUTRAL	0- 0	0- 0	1- 1				
6- 8	0- 0	0- 0	CONFERENCE	0- 4	1- 2	5- 2				
5- 3	0- 0	0- 0	HOME	0- 2	1- 1	4- 0				
1- 5	0- 0	0- 0	AWAY	0- 2	0- 1	1- 2				
0- 0	0- 0	0- 0	NEUTRAL	0- 0	0- 0	0- 0				

RPI S	Opponent	Score	RPI S	Opponent	Score	RPI S	Opponent	Score	RPI S	Opponent	Score	Team's RPI: 257
						62	A South Dakota St.	58 68	114	A North Dakota	52 67	
						62	H South Dakota St.	47 65	126	A IUPUI	59 75	
						66	A South Dakota	76 82	126	H IUPUI	57 54	
						66	H South Dakota	55 70	140	H Creighton	46 69	
									146	H Oral Roberts	65 67	
									166	A SIUE	86 90	
									206	H Utah Valley	59 74	
									209	A Indiana St.	51 50	
									227	A Western Ill.	55 74	
									227	H Western Ill.	79 66	
									245	N Houston Baptist	51 64	
									267	H UCF	75 60	
									296	H Denver	67 55	
									301	H UMKC	57 42	
									314	A North Dakota St.	67 74	
									314	H North Dakota St.	77 52	
									316	A IPFW	60 58	
									316	H IPFW	71 64	
									319	N Illinois St.	60 56	
									341	H Eastern Ill.	76 67	
LAST 12 Division I GAMES:												
			126	H IUPUI	57 54		316	A IPFW	60 58			
			314	A North Dakota St.	67 74		146	H Oral Roberts	65 67			
			316	H IPFW	71 64		296	H Denver	67 55			
			66	H South Dakota	55 70		126	A IUPUI	59 75			
			62	H South Dakota St.	47 65		66	A South Dakota	76 82			
			227	A Western Ill.	55 74		62	A South Dakota St.	58 68			

Non-Div I Games: Midland 58 53 Waldorf 97 32

Omaha

Loss, Non-Conf, S Site, H Home A Away N Neutral

Oral Roberts

Through Games Of Feb. 21, 2016

Average RPI Win:	238	WON-LOST	WINNING	LAST 10	STRENGTH OF	OPP. STRENGTH	TEAM	ADJ.	CONF.	ADJ CONF.
Average RPI Loss:	115	RECORD	PCT. RANK	GAMES	SCHEDULE	OF SCHEDULE	RPI	RPI	RPI	RPI
DIV. I ONLY	11- 14	212	5- 5	152	146	146	146	18	18	
DIV. I NON-CONF.	2- 8	290	0- 0	99	12	174	174	19	19	
TOTALS	RPI 1-25	RPI 26-50	W-L RECORDS	RPI 51-100	RPI 101-150	RPI 150+				
11- 14	0- 2	0- 0	OVERALL	1- 6	1- 3	9- 3				
5- 3	0- 0	0- 0	HOME	1- 1	0- 2	4- 0				
6- 11	0- 2	0- 0	AWAY	0- 5	1- 1	5- 3				
0- 0	0- 0	0- 0	NEUTRAL	0- 0	0- 0	0- 0				
2- 8	0- 2	0- 0	NON-CONFERENCE	0- 3	0- 2	2- 1				
0- 1	0- 0	0- 0	HOME	0- 0	0- 1	0- 0				
2- 7	0- 2	0- 0	AWAY	0- 3	0- 1	2- 1				
0- 0	0- 0	0- 0	NEUTRAL	0- 0	0- 0	0- 0				
9- 6	0- 0	0- 0	CONFERENCE	1- 3	1- 1	7- 2				
5- 2	0- 0	0- 0	HOME	1- 1	0- 1	4- 0				
4- 4	0- 0	0- 0	AWAY	0- 2	1- 0	3- 2				
0- 0	0- 0	0- 0	NEUTRAL	0- 0	0- 0	0- 0				

RPI 1-25				RPI 26-50				RPI 51-100				RPI 101+ Team's RPI: 146			
RPI	S	Opponent	Score	RPI	S	Opponent	Score	RPI	S	Opponent	Score	RPI	S	Opponent	Score
4	A	Baylor	39 97					62	A	South Dakota St.	48 60	125	H	Little Rock	52 66
18	A	Oklahoma St.	55 59					62	H	South Dakota St.	50 68	126	A	IUPUI	52 47
								66	A	South Dakota	48 71	126	H	IUPUI	54 57
								66	H	South Dakota	60 56	131	A	Arkansas	50 65
								67	A	Michigan	44 61	190	A	Tulsa	59 53
								90	A	Missouri St.	64 72	216	A	Kansas	70 63
								92	A	Eastern Mich.	69 77	227	A	Western Ill.	61 72
												227	H	Western Ill.	79 55
												230	A	Grand Canyon	64 66
												257	A	Omaha	67 65
												296	A	Denver	59 56
												296	H	Denver	65 33
												314	A	North Dakota St.	52 42
												314	H	North Dakota St.	59 58
												316	A	IPFW	48 54
												316	H	IPFW	61 59
LAST 12 Division I GAMES:															
227	H	Western Ill.	79 55	126	H	IUPUI	54 57								
316	A	IPFW	48 54	62	H	South Dakota St.	50 68								
66	A	South Dakota	48 71	296	H	Denver	65 33								
62	A	South Dakota St.	48 60	257	A	Omaha	67 65								
296	A	Denver	59 56	316	H	IPFW	61 59								
314	H	North Dakota St.	59 58	314	A	North Dakota St.	52 42								

Non-Div I Games: Lyon 49 68 Evangel 89 46

Oral Roberts

Loss, Non-Conf, S Site, H Home A Away N Neutral

Oregon

Through Games Of Feb. 21, 2016

Average RPI Win:	155	WON-LOST	WINNING	LAST 10	STRENGTH OF	OPP. STRENGTH	TEAM	ADJ.	CONF.	ADJ CONF.
Average RPI Loss:	13	RECORD	PCT. RANK	GAMES	SCHEDULE	OF SCHEDULE	RPI	RPI	RPI	RPI
DIV. I ONLY	20- 7	47	8- 2	115	1	60	60	1	1	
DIV. I NON-CONF.	11- 0	1	0- 0	331	38	76	76	1	1	
TOTALS	RPI 1-25	RPI 26-50	W-L RECORDS	RPI 51-100	RPI 101-150	RPI 150+				
20- 7	0- 6	2- 1	OVERALL	5- 0	3- 0	10- 0				
15- 4	0- 4	1- 0	HOME	3- 0	2- 0	9- 0				
5- 3	0- 2	1- 1	AWAY	2- 0	1- 0	1- 0				
0- 0	0- 0	0- 0	NEUTRAL	0- 0	0- 0	0- 0				
11- 0	0- 0	0- 0	NON-CONFERENCE	1- 0	2- 0	8- 0				
10- 0	0- 0	0- 0	HOME	1- 0	1- 0	8- 0				
1- 0	0- 0	0- 0	AWAY	0- 0	1- 0	0- 0				
0- 0	0- 0	0- 0	NEUTRAL	0- 0	0- 0	0- 0				
9- 7	0- 6	2- 1	CONFERENCE	4- 0	1- 0	2- 0				
5- 4	0- 4	1- 0	HOME	2- 0	1- 0	1- 0				
4- 3	0- 2	1- 1	AWAY	2- 0	0- 0	1- 0				
0- 0	0- 0	0- 0	NEUTRAL	0- 0	0- 0	0- 0				

RPI	S	Opponent	Score	RPI	S	Opponent	Score	RPI	S	Opponent	Score	RPI	S	Opponent	Score
7	A	Oregon St.	33 60	31	A	Washington	75 63	54	H	UC Riverside	95 81	114	H	North Dakota	77 51
7	H	Oregon St.	45 59	42	A	Southern California	67 74	73	A	Washington St.	73 48	124	A	North Carolina	79 77
8	H	Arizona St.	58 63	42	H	Southern California	69 60	78	A	Utah	77 65	134	H	Arizona	76 54
9	A	UCLA	69 80					78	H	Utah	69 58	158	H	Hampton	86 51
9	H	UCLA	72 77					95	H	California	69 59	176	A	Colorado	59 46
10	H	Stanford	62 64									176	H	Colorado	77 70
Team's RPI: 60															
LAST 12 Division I GAMES:															
42	H	Southern California	69 60	134	H	Arizona	76 54								
9	H	UCLA	72 77	8	H	Arizona St.	58 63								
176	H	Colorado	77 70	78	A	Utah	77 65								
78	H	Utah	69 58	176	A	Colorado	59 46								
31	A	Washington	75 63	95	H	California	69 59								
73	A	Washington St.	73 48	10	H	Stanford	62 64								

Non-Div I Games:

Oregon

■ Loss,
 ■ Non-Conf,
 ■ S Site,
 ■ H Home
 ■ A Away
 N Neutral

Average RPI Win:	108	WON-LOST	WINNING	LAST 10	STRENGTH OF	OPP. STRENGTH	TEAM	ADJ.	CONF.	ADJ CONF.
Average RPI Loss:	11	RECORD	PCT. RANK	GAMES	SCHEDULE	OF SCHEDULE	RPI	RPI	RPI	RPI
DIV. I ONLY	24- 3	10	10- 0	39	5	7	7	1	1	
DIV. I NON-CONF.	9- 2	37	0- 0	116	25	44	44	1	1	
TOTALS	RPI 1-25	RPI 26-50	W-L RECORDS	RPI 51-100	RPI 101-150	RPI 150+				
24- 3	3- 3	3- 0	OVERALL	9- 0	3- 0	6- 0				
14- 1	3- 1	1- 0	HOME	4- 0	2- 0	4- 0				
8- 2	0- 2	2- 0	AWAY	4- 0	0- 0	2- 0				
2- 0	0- 0	0- 0	NEUTRAL	1- 0	1- 0	0- 0				
9- 2	0- 2	0- 0	NON-CONFERENCE	3- 0	2- 0	4- 0				
5- 1	0- 1	0- 0	HOME	1- 0	1- 0	3- 0				
2- 1	0- 1	0- 0	AWAY	1- 0	0- 0	1- 0				
2- 0	0- 0	0- 0	NEUTRAL	1- 0	1- 0	0- 0				
15- 1	3- 1	3- 0	CONFERENCE	6- 0	1- 0	2- 0				
9- 0	3- 0	1- 0	HOME	3- 0	1- 0	1- 0				
6- 1	0- 1	2- 0	AWAY	3- 0	0- 0	1- 0				
0- 0	0- 0	0- 0	NEUTRAL	0- 0	0- 0	0- 0				

RPI 1-25				RPI 26-50				RPI 51-100				RPI 101+			
RPI	S	Opponent	Score	RPI	S	Opponent	Score	RPI	S	Opponent	Score	RPI	S	Opponent	Score
1	A	Notre Dame	61 62	31	A	Washington	61 53	54	H	UC Riverside	86 65	131	N	Arkansas	63 47
8	H	Arizona St.	67 44	42	A	Southern California	57 49	60	A	Oregon	59 45	134	H	Arizona	71 43
9	A	UCLA	51 71	42	H	Southern California	76 52	60	H	Oregon	60 33	137	H	Idaho	69 44
9	H	UCLA	64 54					73	A	Washington St.	54 45	176	A	Colorado	61 47
10	H	Stanford	58 50					74	N	Hofstra	73 50	176	H	Colorado	73 50
24	H	Tennessee	50 53					78	A	Utah	62 53	192	H	Cal Poly	80 43
								78	H	Utah	72 53	240	H	CSU Bakersfield	75 51
								88	A	Marquette	65 58	287	A	Portland	94 50
								95	H	California	70 48	320	H	Longwood	110 45
LAST 12 Division I GAMES:															
				9	H	UCLA	64 54	8	H	Arizona St.	67 44				
				42	H	Southern California	76 52	134	H	Arizona	71 43				
				78	H	Utah	72 53	176	A	Colorado	61 47				
				176	H	Colorado	73 50	78	A	Utah	62 53				
				73	A	Washington St.	54 45	10	H	Stanford	58 50				
				31	A	Washington	61 53	95	H	California	70 48				

Non-Div I Games:

Oregon St.

■ Loss,
 ■ Non-Conf, S Site,
 ■ Home
 ■ Away
 N Neutral

Pacific

Through Games Of Feb. 21, 2016

Average RPI Win:	216	WON-LOST	WINNING	LAST 10	STRENGTH OF	OPP. STRENGTH	TEAM	ADJ.	CONF.	ADJ CONF.
Average RPI Loss:	115	RECORD	PCT. RANK	GAMES	SCHEDULE	OF SCHEDULE	RPI	RPI	RPI	RPI
DIV. I ONLY	12- 14	196	4- 6	153	114	154	154	8	8	
DIV. I NON-CONF.	6- 4	125	0- 0	234	228	131	131	9	9	
TOTALS	RPI 1-25	RPI 26-50	W-L RECORDS	RPI 51-100	RPI 101-150	RPI 150+				
12- 14	0- 2	0- 0	OVERALL	0- 5	3- 3	9- 4				
6- 5	0- 1	0- 0	HOME	0- 2	2- 1	4- 1				
6- 9	0- 0	0- 0	AWAY	0- 0	1- 0	5- 0				
0- 0	0- 0	0- 0	NEUTRAL	0- 0	0- 0	0- 0				
6- 4	0- 0	0- 0	NON-CONFERENCE	0- 0	1- 2	5- 2				
2- 1	0- 0	0- 0	HOME	0- 0	0- 1	2- 0				
4- 3	0- 0	0- 0	AWAY	0- 0	1- 1	3- 2				
0- 0	0- 0	0- 0	NEUTRAL	0- 0	0- 0	0- 0				
6- 10	0- 2	0- 0	CONFERENCE	0- 5	2- 1	4- 2				
4- 4	0- 1	0- 0	HOME	0- 2	2- 0	2- 1				
2- 6	0- 1	0- 0	AWAY	0- 3	0- 1	2- 1				
0- 0	0- 0	0- 0	NEUTRAL	0- 0	0- 0	0- 0				

RPI 1-25				RPI 26-50				RPI 51-100				RPI 101+ Team's RPI: 154			
RPI	S	Opponent	Score	RPI	S	Opponent	Score	RPI	S	Opponent	Score	RPI	S	Opponent	Score
12	A	BYU	62 79					59	A	St. Mary's (CA)	75 83	102	H	San Francisco	70 57
12	H	BYU	57 67					59	H	St. Mary's (CA)	73 82	108	A	Gonzaga	61 68
								61	A	Santa Clara	52 76	108	H	Gonzaga	84 83
								77	A	San Diego	56 69	124	A	North Carolina	66 63
								77	H	San Diego	56 59	134	A	Arizona	56 69
												135	H	Long Beach St.	60 68
												186	A	UC Davis	66 53
												191	A	Montana	54 64
												194	H	San Jose St.	81 69
												202	A	Utah St.	70 78
												211	A	Gardner-Webb	84 77
												240	A	CSU Bakersfield	80 74
												241	A	Loyola Marymount	88 96
												241	H	Loyola Marymount	60 63
												264	A	Pepperdine	92 64
												264	H	Pepperdine	65 62
												287	A	Portland	72 64
												287	H	Portland	87 38
												322	H	Nevada	74 52
LAST 12 Division I GAMES:															
108	H	Gonzaga	84 83	59	A	St. Mary's (CA)	75 83								
287	H	Portland	87 38	108	A	Gonzaga	61 68								
264	A	Pepperdine	92 64	287	A	Portland	72 64								
241	A	Loyola Marymount	88 96	59	H	St. Mary's (CA)	73 82								
77	H	San Diego	56 59	241	H	Loyola Marymount	60 63								
12	H	BYU	57 67	264	H	Pepperdine	65 62								

Non-Div I Games: Stanislaus St. 74 61

Pacific

■ Loss,
 ■ Non-Conf,
 ■ S Site,
 ■ Home
 ■ A Away
 N Neutral

Average RPI Win:	178	WON-LOST	WINNING	LAST 10	STRENGTH OF	OPP. STRENGTH	TEAM	ADJ.	CONF.	ADJ CONF.
Average RPI Loss:	69	RECORD	PCT. RANK	GAMES	SCHEDULE	OF SCHEDULE	RPI	RPI	RPI	RPI
DIV. I ONLY	19- 3	15	9- 1	101	131	30	30	10	10	
DIV. I NON-CONF.	10- 3	61	2- 1	131	128	57	57	11	11	
TOTALS	RPI 1-25	RPI 26-50	W-L RECORDS	RPI 51-100	RPI 101-150	RPI 150+				
19- 3	0- 0	2- 1	OVERALL	2- 1	2- 1	13- 0				
10- 1	0- 0	2- 0	HOME	1- 1	0- 0	7- 0				
9- 2	0- 0	0- 1	AWAY	1- 0	2- 1	6- 0				
0- 0	0- 0	0- 0	NEUTRAL	0- 0	0- 0	0- 0				
10- 3	0- 0	1- 1	NON-CONFERENCE	2- 1	1- 1	6- 0				
5- 1	0- 0	1- 0	HOME	1- 1	0- 0	3- 0				
5- 2	0- 0	0- 1	AWAY	1- 0	1- 1	3- 0				
0- 0	0- 0	0- 0	NEUTRAL	0- 0	0- 0	0- 0				
9- 0	0- 0	1- 0	CONFERENCE	0- 0	1- 0	7- 0				
5- 0	0- 0	1- 0	HOME	0- 0	0- 0	4- 0				
4- 0	0- 0	0- 0	AWAY	0- 0	1- 0	3- 0				
0- 0	0- 0	0- 0	NEUTRAL	0- 0	0- 0	0- 0				

RPI S	Opponent	Score	RPI S	Opponent	Score	Team's RPI: 30	RPI S	Opponent	Score	RPI S	Opponent	Score
38	H Princeton	50 48	44	H Colorado St.	49 48		53	H Duke	50 57	103	A Harvard	68 48
50	A Villanova	46 66					68	A Temple	60 54	104	A Saint Joseph's	46 50
							81	H Drexel	72 67	120	A Hawaii	64 54
										155	A UMBC	81 46
										163	A Yale	77 59
										163	H Yale	68 49
										174	H Cornell	65 50
										200	A Brown	69 59
										200	H Brown	66 49
										226	A Dartmouth	56 41
										233	H Navy	57 43
										237	H Columbia	71 51
										238	A New Hampshire	67 60
										274	A La Salle	78 68
										323	H Lafayette	54 37
										339	H Wagner	78 50
LAST 12 Division I GAMES:												
163	A Yale	77 59	200	H Brown	66 49		163	H Yale	68 49			
200	A Brown	69 59	50	A Villanova	46 66		68	A Temple	60 54			
174	H Cornell	65 50	274	A La Salle	78 68		38	H Princeton	50 48			
237	H Columbia	71 51										
226	A Dartmouth	56 41										
103	A Harvard	68 48										

Non-Div I Games: BYU-Hawaii 73 41

Penn

Average RPI Win:	150	WON-LOST	WINNING	LAST 10	STRENGTH OF	OPP. STRENGTH	TEAM	ADJ.	CONF.	ADJ CONF.
Average RPI Loss:	72	RECORD	PCT. RANK	GAMES	SCHEDULE	OF SCHEDULE	RPI	RPI	RPI	RPI
DIV. I ONLY	10- 17	249	2- 6	30	34	130	130	5	5	
DIV. I NON-CONF.	5- 6	180	0- 1	66	110	154	154	4	4	
TOTALS	RPI 1-25	RPI 26-50	W-L RECORDS	RPI 51-100	RPI 101-150	RPI 150+				
10- 17	1- 5	0- 2	OVERALL	1- 7	4- 1	4- 2				
6- 8	0- 3	0- 0	HOME	0- 4	2- 1	4- 0				
4- 8	1- 1	0- 2	AWAY	1- 3	2- 0	0- 2				
0- 1	0- 1	0- 0	NEUTRAL	0- 0	0- 0	0- 0				
5- 6	0- 2	0- 2	NON-CONFERENCE	0- 0	1- 1	4- 1				
5- 1	0- 0	0- 0	HOME	0- 0	1- 1	4- 0				
0- 4	0- 1	0- 2	AWAY	0- 0	0- 0	0- 1				
0- 1	0- 1	0- 0	NEUTRAL	0- 0	0- 0	0- 0				
5- 11	1- 3	0- 0	CONFERENCE	1- 7	3- 0	0- 1				
1- 7	0- 3	0- 0	HOME	0- 4	1- 0	0- 0				
4- 4	1- 0	0- 0	AWAY	1- 3	2- 0	0- 1				
0- 0	0- 0	0- 0	NEUTRAL	0- 0	0- 0	0- 0				

RPI 1-25				RPI 26-50				RPI 51-100				RPI 101+ Team's RPI: 130			
RPI	S	Opponent	Score	RPI	S	Opponent	Score	RPI	S	Opponent	Score	RPI	S	Opponent	Score
5	H	Ohio St.	63 77	35	A	St. Bonaventure	60 70	52	H	Rutgers	62 74	106	A	Northwestern	73 54
11	H	Maryland	53 89	37	A	South Fla.	79 101	55	A	Iowa	82 69	106	H	Northwestern	79 72
12	N	BYU	51 63					57	H	Purdue	78 88	118	H	Virginia Tech	59 64
23	A	Michigan St.	65 61					67	A	Michigan	73 78	132	H	Youngstown St.	68 51
23	H	Michigan St.	55 71					67	H	Michigan	87 91	150	A	Illinois	65 56
24	A	Tennessee	66 74					79	A	Minnesota	85 98	177	H	Fordham	75 59
								84	A	Nebraska	69 87	179	A	Wisconsin	62 82
								84	H	Nebraska	78 83	231	H	Sacred Heart	83 46
												239	H	Holy Cross	86 82
												279	H	Central Conn. St.	73 47
												298	A	CSUN	73 81
LAST 12 Division I GAMES:															
12	N	BYU	51 63	84	A	Nebraska	69 87								
67	A	Michigan	73 78	57	H	Purdue	78 88								
106	A	Northwestern	73 54	11	H	Maryland	53 89								
5	H	Ohio St.	63 77	150	A	Illinois	65 56								
23	A	Michigan St.	65 61	55	A	Iowa	82 69								
52	H	Rutgers	62 74	67	H	Michigan	87 91								

Non-Div I Games:

Penn St.

■ Loss,
 ■ Non-Conf,
 ■ S Site,
 ■ H Home
 ■ A Away
 N Neutral

Pepperdine

Through Games Of Feb. 21, 2016

Average RPI Win:	246	WON-LOST	WINNING	LAST 10	STRENGTH OF	OPP. STRENGTH	TEAM	ADJ.	CONF.	ADJ CONF.
Average RPI Loss:	119	RECORD	PCT. RANK	GAMES	SCHEDULE	OF SCHEDULE	RPI	RPI	RPI	RPI
DIV. I ONLY	6- 21	306	1- 8	96	134	264	264	8	8	
DIV. I NON-CONF.	4- 6	201	0- 1	241	292	239	239	9	9	
TOTALS	RPI 1-25	RPI 26-50	W-L RECORDS	RPI 51-100	RPI 101-150	RPI 150+				
6- 21	0- 2	0- 1	OVERALL	1- 6	0- 4	5- 8				
5- 7	0- 1	0- 0	HOME	1- 2	0- 2	4- 2				
1- 13	0- 1	0- 1	AWAY	0- 4	0- 2	1- 5				
0- 1	0- 0	0- 0	NEUTRAL	0- 0	0- 0	0- 1				
4- 6	0- 0	0- 1	NON-CONFERENCE	0- 1	0- 0	4- 4				
3- 1	0- 0	0- 0	HOME	0- 0	0- 0	3- 1				
1- 4	0- 0	0- 1	AWAY	0- 1	0- 0	1- 2				
0- 1	0- 0	0- 0	NEUTRAL	0- 0	0- 0	0- 1				
2- 15	0- 2	0- 0	CONFERENCE	1- 5	0- 4	1- 4				
2- 6	0- 1	0- 0	HOME	1- 2	0- 2	1- 1				
0- 9	0- 1	0- 0	AWAY	0- 3	0- 2	0- 3				
0- 0	0- 0	0- 0	NEUTRAL	0- 0	0- 0	0- 0				

RPI S	Opponent	Score	RPI S	Opponent	Score	RPI S	Opponent	Score	RPI S	Opponent	Score	Team's RPI: 264
12	A BYU	64 69	47	A Albany (NY)	49 64	59	A St. Mary's (CA)	72 88	102	A San Francisco	75 99	
12	H BYU	66 77				59	H St. Mary's (CA)	62 58	102	H San Francisco	74 81	
						61	A Santa Clara	50 84	108	A Gonzaga	39 56	
						61	H Santa Clara	60 62	108	H Gonzaga	57 74	
						65	A Army West Point	53 63	154	A Pacific	62 65	
						77	A San Diego	55 74	154	H Pacific	64 92	
						77	H San Diego	54 70	180	A New Mexico	52 60	
									185	N George Mason	63 71	
									192	H Cal Poly	47 61	
									212	A UNLV	63 83	
									240	A CSU Bakersfield	76 73	
									241	A Loyola Marymount	69 79	
									255	H UC Santa Barbara	71 69	
									287	A Portland	79 81	
									287	H Portland	74 62	
									296	H Denver	64 60	
									338	H Cal St. Fullerton	81 75	
LAST 12 Division I GAMES:												
185	N	George Mason	63	71	287	A	Portland	79	81			
61	A	Santa Clara	50	84	12	H	BYU	66	77			
102	A	San Francisco	75	99	77	H	San Diego	54	70			
154	H	Pacific	64	92	12	A	BYU	64	69			
59	H	St. Mary's (CA)	62	58	77	A	San Diego	55	74			
108	A	Gonzaga	39	56	102	H	San Francisco	74	81			

Non-Div I Games: Alas. Anchorage 61 94

Pepperdine

Loss, Non-Conf, S Site, H Home A Away N Neutral

Average RPI Win:	232	WON-LOST	WINNING	LAST 10	STRENGTH OF	OPP. STRENGTH	TEAM	ADJ.	CONF.	ADJ CONF.
Average RPI Loss:	41	RECORD	PCT. RANK	GAMES	SCHEDULE	OF SCHEDULE	RPI	RPI	RPI	RPI
DIV. I ONLY	12- 15	207	4- 6	46	69	122	122	4	4	
DIV. I NON-CONF.	8- 5	120	0- 0	151	239	139	139	5	5	
TOTALS	RPI 1-25	RPI 26-50	W-L RECORDS	RPI 51-100	RPI 101-150	RPI 150+				
12- 15	0- 7	0- 3	OVERALL	1- 3	3- 2	8- 0				
6- 8	0- 5	0- 1	HOME	0- 1	0- 1	6- 0				
5- 5	0- 1	0- 2	AWAY	1- 1	2- 1	2- 0				
1- 2	0- 1	0- 0	NEUTRAL	0- 1	1- 0	0- 0				
8- 5	0- 2	0- 1	NON-CONFERENCE	0- 2	1- 0	7- 0				
6- 1	0- 1	0- 0	HOME	0- 0	0- 0	6- 0				
1- 2	0- 0	0- 1	AWAY	0- 1	0- 0	1- 0				
1- 2	0- 1	0- 0	NEUTRAL	0- 1	1- 0	0- 0				
4- 10	0- 5	0- 2	CONFERENCE	1- 1	2- 2	1- 0				
0- 7	0- 4	0- 1	HOME	0- 1	0- 1	0- 0				
4- 3	0- 1	0- 1	AWAY	1- 0	2- 1	1- 0				
0- 0	0- 0	0- 0	NEUTRAL	0- 0	0- 0	0- 0				

RPI S	Opponent	Score	RPI S	Opponent	Score	RPI S	Opponent	Score	RPI S	Opponent	Score	Team's RPI: 122
1	H Notre Dame	55 65	26	A Miami (FL)	55 79	53	H Duke	48 70	113	H Wake Forest	49 60	
11	N Maryland	49 70	38	A Princeton	47 61	62	N South Dakota St.	54 55	116	A Boston College	43 54	
14	H Florida St.	55 66	43	H North Carolina St.	76 78	67	A Michigan	45 82	118	A Virginia Tech	59 48	
16	H Louisville	61 84				91	A Virginia	58 55	124	A North Carolina	76 60	
17	A Syracuse	48 71							143	N Old Dominion	67 58	
17	H Syracuse	56 70							239	H Holy Cross	56 50	
19	H Duquesne	65 79							249	A Clemson	59 56	
									262	A Saint Francis (PA)	74 59	
									270	H American	76 58	
									286	H Rider	75 44	
									328	H Delaware St.	77 43	
									336	H Mt. St. Mary's	74 57	
									339	H Wagner	67 41	
LAST 12 Division I GAMES:												
17	H Syracuse	56 70	53	H Duke	48 70							
124	A North Carolina	76 60	91	A Virginia	58 55							
118	A Virginia Tech	59 48	116	A Boston College	43 54							
16	H Louisville	61 84	14	H Florida St.	55 66							
113	H Wake Forest	49 60	17	A Syracuse	48 71							
249	A Clemson	59 56	43	H North Carolina St.	76 78							

Non-Div I Games:

Pittsburgh

■ Loss,
■ Non-Conf, S Site,
■ Home
■ Away
N Neutral

Average RPI Win: 290	WON-LOST	WINNING	LAST 10	STRENGTH OF	OPP. STRENGTH	TEAM	ADJ.	CONF.	ADJ CONF.
Average RPI Loss: 128	RECORD	PCT. RANK	GAMES	SCHEDULE	OF SCHEDULE	RPI	RPI	RPI	RPI
DIV. I ONLY	2- 24	347	1- 9	76	152	287	287	8	8
DIV. I NON-CONF.	1- 9	325	0- 0	58	287	262	262	9	9
TOTALS	RPI 1-25	RPI 26-50	W-L RECORDS	RPI 51-100	RPI 101-150	RPI 150+			
2- 24	0- 2	0- 1	OVERALL	0- 6	0- 5	2- 10			
1- 11	0- 1	0- 0	HOME	0- 2	0- 3	1- 5			
1- 13	0- 1	0- 1	AWAY	0- 4	0- 2	1- 5			
0- 0	0- 0	0- 0	NEUTRAL	0- 0	0- 0	0- 0			
1- 9	0- 1	0- 1	NON-CONFERENCE	0- 1	0- 1	1- 5			
0- 5	0- 1	0- 0	HOME	0- 0	0- 1	0- 3			
1- 4	0- 0	0- 1	AWAY	0- 1	0- 0	1- 2			
0- 0	0- 0	0- 0	NEUTRAL	0- 0	0- 0	0- 0			
1- 15	0- 1	0- 0	CONFERENCE	0- 5	0- 4	1- 5			
1- 6	0- 0	0- 0	HOME	0- 2	0- 2	1- 2			
0- 9	0- 1	0- 0	AWAY	0- 3	0- 2	0- 3			
0- 0	0- 0	0- 0	NEUTRAL	0- 0	0- 0	0- 0			

RPI 1-25				RPI 26-50				RPI 51-100				RPI 101+ Team's RPI: 287			
RPI	S	Opponent	Score	RPI	S	Opponent	Score	RPI	S	Opponent	Score	RPI	S	Opponent	Score
7	H	Oregon St.	50 94	31	A	Washington	65 83	59	A	St. Mary's (CA)	53 95	102	A	San Francisco	69 90
12	A	BYU	66 78					59	H	St. Mary's (CA)	51 78	102	H	San Francisco	63 82
								60	A	Oregon	52 93	108	A	Gonzaga	51 86
								61	A	Santa Clara	47 66	108	H	Gonzaga	63 71
								61	H	Santa Clara	45 67	144	H	Boise St.	49 89
								77	A	San Diego	43 71	154	A	Pacific	38 87
												154	H	Pacific	64 72
												161	A	Montana St.	57 86
												186	H	UC Davis	47 72
												191	A	Montana	67 90
												199	H	Weber St.	55 57
												241	A	Loyola Marymount	52 62
												241	H	Loyola Marymount	62 77
												264	A	Pepperdine	62 74
												264	H	Pepperdine	81 79
												298	H	CSUN	62 68
												315	A	Portland St.	69 53
LAST 12 Division I GAMES:															
59	A	St. Mary's (CA)	53 95	102	A	San Francisco	69 90	59	H	St. Mary's (CA)	51 78	154	H	Pacific	64 72
154	A	Pacific	38 87	59	H	St. Mary's (CA)	51 78	12	A	BYU	66 78	241	H	Loyola Marymount	62 77
108	A	Gonzaga	51 86	77	A	San Diego	43 71	108	H	Gonzaga	63 71	264	H	Pepperdine	81 79
241	H	Loyola Marymount	62 77	61	A	Santa Clara	47 66								

Non-Div I Games: Willamette 73 54

Portland

■ Loss,
 ■ Non-Conf,
 ■ S Site,
 ■ H Home
 ■ A Away
 N Neutral

Overall Record				Through Games Of Feb. 11, 1910						
Average RPI Win:	248	WON-LOST	WINNING	LAST 10	STRENGTH OF	OPP. STRENGTH	TEAM	ADJ.	CONF.	ADJ CONF.
Average RPI Loss:	179	RECORD	PCT. RANK	GAMES	SCHEDULE	OF SCHEDULE	RPI	RPI	RPI	RPI
DIV. I ONLY	2- 21	342	1- 9	84	342	315	315	20	20	
DIV. I NON-CONF.	1- 8	320	0- 0	233	284	331	331	22	22	

TOTALS	RPI 1-25		RPI 26-50		W-L RECORDS		RPI 51-100		RPI 101-150	RPI 150+
2- 21	0- 0		0- 0		OVERALL		0- 3		0- 3	2- 15
2- 9	0- 0		0- 0		HOME		0- 0		0- 1	2- 8
0- 12	0- 0		0- 0		AWAY		0- 3		0- 2	0- 7
0- 0	0- 0		0- 0		NEUTRAL		0- 0		0- 0	0- 0
1- 8	0- 0		0- 0		NON-CONFERENCE		0- 3		0- 1	1- 4
1- 3	0- 0		0- 0		HOME		0- 0		0- 0	1- 3
0- 5	0- 0		0- 0		AWAY		0- 3		0- 1	0- 1
0- 0	0- 0		0- 0		NEUTRAL		0- 0		0- 0	0- 0
1- 13	0- 0		0- 0		CONFERENCE		0- 0		0- 2	1- 11
1- 6	0- 0		0- 0		HOME		0- 0		0- 1	1- 5
0- 7	0- 0		0- 0		AWAY		0- 0		0- 1	0- 6
0- 0	0- 0		0- 0		NEUTRAL		0- 0		0- 0	0- 0

RPI 1-25				RPI 26-50				RPI 51-100				RPI 101+				Team's RPI: 315	
RPI	S	Opponent	Score	RPI	S	Opponent	Score	RPI	S	Opponent	Score	RPI	S	Opponent	Score		
								60	A	Oregon	59	122	135	A	Long Beach St.	71	89
								62	A	South Dakota St.	65	74	137	A	Idaho	63	84
								66	A	South Dakota	61	103	137	H	Idaho	65	94
													161	A	Montana St.	64	74
													161	H	Montana St.	59	106
													168	A	Sacramento St.	91	132
													168	H	Sacramento St.	78	126
													186	H	UC Davis	70	82
													191	A	Montana	57	76
													191	H	Montana	58	79
													197	A	Eastern Wash.	57	70
													197	H	Eastern Wash.	81	79
													199	A	Weber St.	73	102
													199	H	Weber St.	58	75
													232	A	Idaho St.	70	71
													232	H	Idaho St.	42	64
													254	H	Seattle	64	85
													287	H	Portland	53	69
													298	H	CSUN	83	77
													338	A	Cal St. Fullerton	69	84
LAST 12 Division I GAMES:																	
				197	A	Eastern Wash.	57	70	137	H	Idaho	65	94				
				137	A	Idaho	63	84	197	H	Eastern Wash.	81	79				
				199	H	Weber St.	58	75	168	H	Sacramento St.	78	126				
				232	H	Idaho St.	42	64	232	A	Idaho St.	70	71				
				191	A	Montana	57	76	199	A	Weber St.	73	102				
				161	A	Montana St.	64	74	161	H	Montana St.	59	106				

Non-Div I Games:	Warner Pacific	64	76	Corban	90	76
------------------	----------------	----	----	--------	----	----

Portland St.

Loss, Non-Conf, S Site, H Home A Away N Neutral

Average RPI Win:	307	WON-LOST	WINNING	LAST 10	STRENGTH OF	OPP. STRENGTH	TEAM	ADJ.	CONF.	ADJ CONF.
Average RPI Loss:	198	RECORD	PCT. RANK	GAMES	SCHEDULE	OF SCHEDULE	RPI	RPI	RPI	RPI
DIV. I ONLY	9- 12	218	5- 5	334	332	282	282	32	32	
DIV. I NON-CONF.	3- 5	218	0- 0	291	112	219	219	31	31	
TOTALS	RPI 1-25	RPI 26-50	W-L RECORDS	RPI 51-100	RPI 101-150	RPI 150+				
9- 12	0- 1	0- 0	OVERALL	0- 2	0- 0	9- 9				
4- 4	0- 0	0- 0	HOME	0- 0	0- 0	4- 4				
5- 7	0- 1	0- 0	AWAY	0- 0	0- 0	5- 0				
0- 1	0- 0	0- 0	NEUTRAL	0- 0	0- 0	0- 1				
3- 5	0- 1	0- 0	NON-CONFERENCE	0- 2	0- 0	3- 2				
1- 0	0- 0	0- 0	HOME	0- 0	0- 0	1- 0				
2- 4	0- 1	0- 0	AWAY	0- 2	0- 0	2- 1				
0- 1	0- 0	0- 0	NEUTRAL	0- 0	0- 0	0- 1				
6- 7	0- 0	0- 0	CONFERENCE	0- 0	0- 0	6- 7				
3- 4	0- 0	0- 0	HOME	0- 0	0- 0	3- 4				
3- 3	0- 0	0- 0	AWAY	0- 0	0- 0	3- 3				
0- 0	0- 0	0- 0	NEUTRAL	0- 0	0- 0	0- 0				

RPI 1-25				RPI 26-50				RPI 51-100				RPI 101+ Team's RPI: 282			
RPI	S	Opponent	Score	RPI	S	Opponent	Score	RPI	S	Opponent	Score	RPI	S	Opponent	Score
13	A	Texas A&M	30 88					75	A	Georgia Tech	48 96	165	H	Southern U.	55 65
								86	A	TCU	60 69	173	A	Louisiana Tech	77 68
												181	A	Grambling	66 69
												181	H	Grambling	44 51
												244	A	Texas Southern	65 72
												244	H	Texas Southern	43 50
												281	A	Alabama St.	54 65
												285	H	Lamar	80 72
												288	A	Wichita St.	36 64
												299	A	Jackson St.	62 52
												299	H	Jackson St.	67 77
												311	H	Alcorn	58 54
												314	N	North Dakota St.	58 79
												317	A	Nicholls St.	81 70
												342	A	Ark.-Pine Bluff	70 66
												342	H	Ark.-Pine Bluff	70 55
												347	A	Alabama A&M	67 52
												348	H	Mississippi Val.	80 57
LAST 12 Division I GAMES:															
342	A	Ark.-Pine Bluff	70 66	348	H	Mississippi Val.	80 57								
299	H	Jackson St.	67 77	342	H	Ark.-Pine Bluff	70 55								
181	H	Grambling	44 51	299	A	Jackson St.	62 52								
244	H	Texas Southern	43 50	181	A	Grambling	66 69								
281	A	Alabama St.	54 65	244	A	Texas Southern	65 72								
347	A	Alabama A&M	67 52	165	H	Southern U.	55 65								

Non-Div I Games: Howard Payne 86 46

Prairie View

Loss, Non-Conf, S Site, H Home A Away N Neutral

Presbyterian

Through Games Of Feb. 21, 2016

Average RPI Win:	278	WON-LOST	WINNING	LAST 10	STRENGTH OF	OPP. STRENGTH	TEAM	ADJ.	CONF.	ADJ CONF.
Average RPI Loss:	173	RECORD	PCT. RANK	GAMES	SCHEDULE	OF SCHEDULE	RPI	RPI	RPI	RPI
DIV. I ONLY	12- 10	143	7- 3	305	295	214	214	28	28	
DIV. I NON-CONF.	1- 5	304	0- 0	339	86	343	343	29	29	
TOTALS	RPI 1-25	RPI 26-50	W-L RECORDS	RPI 51-100	RPI 101-150	RPI 150+				
12- 10	0- 0	0- 0	OVERALL	0- 1	1- 3	11- 6				
8- 2	0- 0	0- 0	HOME	0- 0	1- 1	7- 1				
4- 8	0- 0	0- 0	AWAY	0- 1	0- 2	4- 5				
0- 0	0- 0	0- 0	NEUTRAL	0- 0	0- 0	0- 0				
1- 5	0- 0	0- 0	NON-CONFERENCE	0- 1	0- 1	1- 3				
1- 0	0- 0	0- 0	HOME	0- 0	0- 0	1- 0				
0- 5	0- 0	0- 0	AWAY	0- 1	0- 1	0- 3				
0- 0	0- 0	0- 0	NEUTRAL	0- 0	0- 0	0- 0				
11- 5	0- 0	0- 0	CONFERENCE	0- 0	1- 2	10- 3				
7- 2	0- 0	0- 0	HOME	0- 0	1- 1	6- 1				
4- 3	0- 0	0- 0	AWAY	0- 0	0- 1	4- 2				
0- 0	0- 0	0- 0	NEUTRAL	0- 0	0- 0	0- 0				

RPI 1-25			RPI 26-50			RPI 51-100			RPI 101+			Team's RPI: 214
RPI	S	Opponent	Score	RPI	S	Opponent	Score	RPI	S	Opponent	Score	
						82	A Vanderbilt	38	56	117	H Liberty	60 42
										118	A Virginia Tech	44 58
										119	A UNC Asheville	59 68
										119	H UNC Asheville	63 72
										159	A East Carolina	57 84
										176	A Colorado	60 72
										201	H Radford	53 64
										211	A Gardner-Webb	40 51
										211	H Gardner-Webb	60 53
										248	A High Point	47 61
										248	H High Point	82 70
										277	H Coastal Caro.	66 42
										283	A Campbell	69 45
										283	H Campbell	64 54
										293	A Kennesaw St.	47 49
										302	A Charleston So.	63 49
										302	H Charleston So.	52 37
										318	A Winthrop	59 48
										320	A Longwood	59 38
										320	H Longwood	75 49
										349	H N.C. Central	60 50
LAST 12 Division I GAMES:												
283	H	Campbell	64 54	119	A	UNC Asheville	59 68					
211	A	Gardner-Webb	40 51	277	H	Coastal Caro.	66 42					
302	H	Charleston So.	52 37	283	A	Campbell	69 45					
248	A	High Point	47 61	318	A	Winthrop	59 48					
320	H	Longwood	75 49	117	H	Liberty	60 42					
211	H	Gardner-Webb	60 53	201	H	Radford	53 64					

Non-Div I Games: Warren Wilson 95 56 Columbia (SC) 104 37 Brevard 70 53

Presbyterian

Loss, Non-Conf, S Site, H Home A Away N Neutral

Average RPI Win:	188	WON-LOST	WINNING	LAST 10	STRENGTH OF	OPP. STRENGTH	TEAM	ADJ.	CONF.	ADJ CONF.
Average RPI Loss:	33	RECORD	PCT. RANK	GAMES	SCHEDULE	OF SCHEDULE	RPI	RPI	RPI	RPI
DIV. I ONLY	19- 4	24	9- 1	151	91	38	38	10	10	
DIV. I NON-CONF.	11- 3	54	2- 1	200	41	58	58	11	11	
TOTALS	RPI 1-25	RPI 26-50	W-L RECORDS	RPI 51-100	RPI 101-150	RPI 150+				
19- 4	1- 1	0- 2	OVERALL	1- 1	2- 0	15- 0				
11- 0	1- 0	0- 0	HOME	1- 0	1- 0	8- 0				
6- 4	0- 1	0- 2	AWAY	0- 1	1- 0	5- 0				
2- 0	0- 0	0- 0	NEUTRAL	0- 0	0- 0	2- 0				
11- 3	1- 1	0- 1	NON-CONFERENCE	1- 1	1- 0	8- 0				
7- 0	1- 0	0- 0	HOME	1- 0	1- 0	4- 0				
2- 3	0- 1	0- 1	AWAY	0- 1	0- 0	2- 0				
2- 0	0- 0	0- 0	NEUTRAL	0- 0	0- 0	2- 0				
8- 1	0- 0	0- 1	CONFERENCE	0- 0	1- 0	7- 0				
4- 0	0- 0	0- 0	HOME	0- 0	0- 0	4- 0				
4- 1	0- 0	0- 1	AWAY	0- 0	1- 0	3- 0				
0- 0	0- 0	0- 0	NEUTRAL	0- 0	0- 0	0- 0				

RPI 1-25				RPI 26-50				Team's RPI: 38	RPI 51-100				RPI 101+			
RPI	S	Opponent	Score	RPI	S	Opponent	Score		RPI	S	Opponent	Score	RPI	S	Opponent	Score
5	A	Ohio St.	70 90	30	A	Penn	48 50		64	A	Dayton	81 85	103	A	Harvard	92 83
19	H	Duquesne	94 66	34	A	Seton Hall	64 71		67	H	Michigan	74 57	122	H	Pittsburgh	61 47
													158	H	Hampton	79 55
													163	A	Yale	94 81
													163	H	Yale	65 50
													171	A	Marist	77 44
													174	H	Cornell	71 51
													177	H	Fordham	55 44
													200	A	Brown	83 57
													200	H	Brown	72 53
													226	A	Dartmouth	85 48
													237	H	Columbia	86 54
													251	H	Monmouth	81 70
													254	N	Seattle	85 48
													270	H	American	72 34
													286	A	Rider	78 59
													337	N	UC Irvine	83 42
LAST 12 Division I GAMES:																
200	A	Brown	83 57	163	H	Yale	65 50									
163	A	Yale	94 81	200	H	Brown	72 53									
237	H	Columbia	86 54	30	A	Penn	48 50									
174	H	Cornell	71 51	158	H	Hampton	79 55									
103	A	Harvard	92 83	171	A	Marist	77 44									
226	A	Dartmouth	85 48	64	A	Dayton	81 85									

Non-Div I Games:

Princeton

Providence

Through Games Of Feb. 21, 2016

Average RPI Win:	212	WON-LOST	WINNING	LAST 10	STRENGTH OF	OPP. STRENGTH	TEAM	ADJ.	CONF.	ADJ CONF.
Average RPI Loss:	101	RECORD	PCT. RANK	GAMES	SCHEDULE	OF SCHEDULE	RPI	RPI	RPI	RPI
DIV. I ONLY	5- 21	312	1- 9	80	87	259	259	6	6	
DIV. I NON-CONF.	4- 6	201	0- 0	97	258	198	198	6	6	
TOTALS	RPI 1-25	RPI 26-50	W-L RECORDS	RPI 51-100	RPI 101-150	RPI 150+				
5- 21	0- 2	0- 5	OVERALL	0- 5	1- 5	4- 4				
4- 11	0- 1	0- 3	HOME	0- 3	1- 2	3- 2				
1- 10	0- 1	0- 2	AWAY	0- 2	0- 3	1- 2				
0- 0	0- 0	0- 0	NEUTRAL	0- 0	0- 0	0- 0				
4- 6	0- 0	0- 1	NON-CONFERENCE	0- 1	0- 2	4- 2				
3- 3	0- 0	0- 0	HOME	0- 1	0- 1	3- 1				
1- 3	0- 0	0- 1	AWAY	0- 0	0- 1	1- 1				
0- 0	0- 0	0- 0	NEUTRAL	0- 0	0- 0	0- 0				
1- 15	0- 2	0- 4	CONFERENCE	0- 4	1- 3	0- 2				
1- 8	0- 1	0- 3	HOME	0- 2	1- 1	0- 1				
0- 7	0- 1	0- 1	AWAY	0- 2	0- 2	0- 1				
0- 0	0- 0	0- 0	NEUTRAL	0- 0	0- 0	0- 0				

RPI 1-25				RPI 26-50				RPI 51-100				RPI 101+ Team's RPI: 259			
RPI	S	Opponent	Score	RPI	S	Opponent	Score	RPI	S	Opponent	Score	RPI	S	Opponent	Score
22	A	DePaul	50 96	34	H	Seton Hall	54 64	63	H	FGCU	41 50	116	H	Boston College	41 67
22	H	DePaul	68 91	45	H	St. John's (NY)	61 80	88	A	Marquette	75 105	118	A	Virginia Tech	46 62
				47	A	Albany (NY)	58 71	88	H	Marquette	85 92	140	A	Creighton	48 72
				50	A	Villanova	39 67	94	A	Georgetown	53 63	140	H	Creighton	61 59
				50	H	Villanova	47 76	94	H	Georgetown	51 82	147	A	Xavier	47 72
												147	H	Xavier	54 62
												183	A	Butler	50 65
												183	H	Butler	67 77
												187	H	Richmond	50 57
												200	A	Brown	47 57
												208	A	Rhode Island	64 55
												217	H	Hartford	69 50
												242	H	Bryant	88 78
												251	H	Monmouth	71 59
LAST 12 Division I GAMES:															
88	H	Marquette	85 92	94	H	Georgetown	51 82								
22	H	DePaul	68 91	22	A	DePaul	50 96								
140	H	Creighton	61 59	88	A	Marquette	75 105								
183	A	Butler	50 65	140	A	Creighton	48 72								
147	A	Xavier	47 72	147	H	Xavier	54 62								
50	H	Villanova	47 76	183	H	Butler	67 77								

Non-Div I Games:

Providence

Loss, Non-Conf, S Site, H Home A Away N Neutral

Average RPI Win:	131	WON-LOST	WINNING	LAST 10	STRENGTH OF	OPP. STRENGTH	TEAM	ADJ.	CONF.	ADJ CONF.
Average RPI Loss:	56	RECORD	PCT. RANK	GAMES	SCHEDULE	OF SCHEDULE	RPI	RPI	RPI	RPI
DIV. I ONLY	17- 10	94	3- 7	57	25	57	57	5	5	
DIV. I NON-CONF.	9- 2	37	0- 0	154	62	70	70	4	4	
TOTALS	RPI 1-25	RPI 26-50	W-L RECORDS	RPI 51-100	RPI 101-150	RPI 150+				
17- 10	1- 5	1- 0	OVERALL	7- 3	4- 1	4- 1				
10- 4	0- 1	1- 0	HOME	5- 2	1- 1	3- 0				
5- 5	0- 3	0- 0	AWAY	2- 1	2- 0	1- 1				
2- 1	1- 1	0- 0	NEUTRAL	0- 0	1- 0	0- 0				
9- 2	1- 1	0- 0	NON-CONFERENCE	3- 0	1- 1	4- 0				
6- 1	0- 0	0- 0	HOME	3- 0	0- 1	3- 0				
1- 0	0- 0	0- 0	AWAY	0- 0	0- 0	1- 0				
2- 1	1- 1	0- 0	NEUTRAL	0- 0	1- 0	0- 0				
8- 8	0- 4	1- 0	CONFERENCE	4- 3	3- 0	0- 1				
4- 3	0- 1	1- 0	HOME	2- 2	1- 0	0- 0				
4- 5	0- 3	0- 0	AWAY	2- 1	2- 0	0- 1				
0- 0	0- 0	0- 0	NEUTRAL	0- 0	0- 0	0- 0				

RPI 1-25				RPI 26-50				RPI 51-100 Team's RPI: 57				RPI 101+			
RPI	S	Opponent	Score	RPI	S	Opponent	Score	RPI	S	Opponent	Score	RPI	S	Opponent	Score
5	A	Ohio St.	70 90	46	H	Indiana	63 53	55	A	Iowa	55 63	106	A	Northwestern	85 71
10	N	Stanford	65 71					55	H	Iowa	90 73	116	H	Boston College	56 58
11	A	Maryland	59 73					64	H	Dayton	61 58	123	N	LSU	69 52
11	H	Maryland	67 87					67	A	Michigan	65 63	130	A	Penn St.	88 78
16	N	Louisville	62 60					67	H	Michigan	61 68	150	H	Illinois	69 65
23	A	Michigan St.	56 68					71	H	Maine	56 33	179	A	Wisconsin	57 64
								72	H	Ball St.	73 63	218	H	Ill.-Chicago	62 51
								79	H	Minnesota	84 72	289	H	Jacksonville St.	67 48
								84	A	Nebraska	68 50	324	A	North Florida	70 47
								84	H	Nebraska	61 62	330	H	Incarnate Word	95 27
LAST 12 Division I GAMES:															
84	A	Nebraska	68 50	130	A	Penn St.	88 78								
55	A	Iowa	55 63	23	A	Michigan St.	56 68								
67	H	Michigan	61 68	55	H	Iowa	90 73								
11	A	Maryland	59 73	84	H	Nebraska	61 62								
179	A	Wisconsin	57 64	5	A	Ohio St.	70 90								
11	H	Maryland	67 87	79	H	Minnesota	84 72								

Non-Div I Games:

Purdue

■ Loss,
 ■ Non-Conf,
 ■ S Site,
 ■ H Home
 ■ A Away
 N Neutral

Average RPI Win: 233		WON-LOST	WINNING	LAST 10	STRENGTH OF	OPP. STRENGTH	TEAM	ADJ.	CONF.	ADJ CONF.
Average RPI Loss: 136		RECORD	PCT. RANK	GAMES	SCHEDULE	OF SCHEDULE	RPI	RPI	RPI	RPI
DIV. I ONLY		19- 7	56	9- 0	241	228	99	99	23	23
DIV. I NON-CONF.		5- 4	138	0- 0	51	161	86	86	24	24
TOTALS	RPI 1-25		RPI 26-50		W-L RECORDS		RPI 51-100		RPI 101-150	RPI 150+
19- 7	0- 0		0- 0		OVERALL		1- 4		1- 0	17- 3
11- 1	0- 0		0- 0		HOME		1- 0		1- 0	9- 1
8- 5	0- 0		0- 0		AWAY		0- 0		0- 0	8- 1
0- 1	0- 0		0- 0		NEUTRAL		0- 1		0- 0	0- 0
5- 4	0- 0		0- 0		NON-CONFERENCE		1- 4		0- 0	4- 0
3- 0	0- 0		0- 0		HOME		1- 0		0- 0	2- 0
2- 3	0- 0		0- 0		AWAY		0- 3		0- 0	2- 0
0- 1	0- 0		0- 0		NEUTRAL		0- 1		0- 0	0- 0
14- 3	0- 0		0- 0		CONFERENCE		0- 0		1- 0	13- 3
8- 1	0- 0		0- 0		HOME		0- 0		1- 0	7- 1
6- 2	0- 0		0- 0		AWAY		0- 0		0- 0	6- 2
0- 0	0- 0		0- 0		NEUTRAL		0- 0		0- 0	0- 0

[illegible]

Non-Div I Games:

Quinnipiac

Loss, Non-Conf, S Site, H Home A Away N Neutral

Average RPI Win:	265	WON-LOST	WINNING	LAST 10	STRENGTH OF	OPP. STRENGTH	TEAM	ADJ.	CONF.	ADJ CONF.
Average RPI Loss:	160	RECORD	PCT. RANK	GAMES	SCHEDULE	OF SCHEDULE	RPI	RPI	RPI	RPI
DIV. I ONLY	12- 12	169	5- 5	235	282	201	201	28	28	
DIV. I NON-CONF.	2- 5	253	0- 0	180	117	243	243	29	29	
TOTALS	RPI 1-25	RPI 26-50	W-L RECORDS	RPI 51-100	RPI 101-150	RPI 150+				
12- 12	0- 0	0- 1	OVERALL	0- 0	0- 7	12- 4				
8- 3	0- 0	0- 0	HOME	0- 0	0- 2	8- 1				
4- 9	0- 0	0- 1	AWAY	0- 0	0- 5	4- 3				
0- 0	0- 0	0- 0	NEUTRAL	0- 0	0- 0	0- 0				
2- 5	0- 0	0- 1	NON-CONFERENCE	0- 0	0- 3	2- 1				
2- 0	0- 0	0- 0	HOME	0- 0	0- 0	2- 0				
0- 5	0- 0	0- 1	AWAY	0- 0	0- 3	0- 1				
0- 0	0- 0	0- 0	NEUTRAL	0- 0	0- 0	0- 0				
10- 7	0- 0	0- 0	CONFERENCE	0- 0	0- 4	10- 3				
6- 3	0- 0	0- 0	HOME	0- 0	0- 2	6- 1				
4- 4	0- 0	0- 0	AWAY	0- 0	0- 2	4- 2				
0- 0	0- 0	0- 0	NEUTRAL	0- 0	0- 0	0- 0				

RPI 1-25			RPI 26-50			RPI 51-100			RPI 101+ Team's RPI: 201		
RPI	S	Opponent	Score	RPI	S	Opponent	Score	RPI	S	Opponent	Score
				43	A	North Carolina St.	52 67	117	A	Liberty	53 67
								117	H	Liberty	43 49
								118	A	Virginia Tech	40 47
								119	A	UNC Asheville	48 58
								119	H	UNC Asheville	46 54
								132	A	Youngstown St.	53 54
								147	A	Xavier	56 63
								167	H	Davidson	79 68
								185	H	George Mason	66 63
								211	A	Gardner-Webb	50 54
								211	H	Gardner-Webb	54 51
								214	A	Presbyterian	64 53
								248	A	High Point	66 71
								248	H	High Point	54 56
								277	A	Coastal Caro.	49 36
								277	H	Coastal Caro.	61 45
								283	H	Campbell	62 59
								302	A	Charleston So.	61 50
								302	H	Charleston So.	55 40
								305	A	Wofford	70 79
								318	H	Winthrop	66 44
								320	A	Longwood	79 67
								320	H	Longwood	80 64
LAST 12 Division I GAMES:											
320	H	Longwood	80 64	119	H	UNC Asheville	46 54				
119	A	UNC Asheville	48 58	248	H	High Point	54 56				
302	A	Charleston So.	61 50	211	A	Gardner-Webb	50 54				
211	H	Gardner-Webb	54 51	302	H	Charleston So.	55 40				
117	A	Liberty	53 67	320	A	Longwood	79 67				
277	A	Coastal Caro.	49 36	283	H	Campbell	62 59				

Non-Div I Games: Concord 92 36 Lees-McRae 84 39

Radford

Loss, Non-Conf, S Site, H Home A Away N Neutral

Rhode Island

Through Games Of Feb. 21, 2016

Average RPI Win:	241	WON-LOST	WINNING	LAST 10	STRENGTH OF	OPP. STRENGTH	TEAM	ADJ.	CONF.	ADJ CONF.
Average RPI Loss:	104	RECORD	PCT. RANK	GAMES	SCHEDULE	OF SCHEDULE	RPI	RPI	RPI	RPI
DIV. I ONLY	11- 15	221	4- 6	191	99	208	208	7	7	
DIV. I NON-CONF.	6- 6	160	0- 0	286	205	225	225	8	8	
TOTALS	RPI 1-25	RPI 26-50	W-L RECORDS	RPI 51-100	RPI 101-150	RPI 150+				
11- 15	0- 3	0- 3	OVERALL	0- 2	1- 1	10- 6				
5- 8	0- 2	0- 2	HOME	0- 2	1- 0	4- 2				
6- 6	0- 1	0- 1	AWAY	0- 0	0- 1	6- 3				
0- 1	0- 0	0- 0	NEUTRAL	0- 0	0- 0	0- 1				
6- 6	0- 1	0- 1	NON-CONFERENCE	0- 0	1- 0	5- 4				
3- 3	0- 1	0- 1	HOME	0- 0	1- 0	2- 1				
3- 2	0- 0	0- 0	AWAY	0- 0	0- 0	3- 2				
0- 1	0- 0	0- 0	NEUTRAL	0- 0	0- 0	0- 1				
5- 9	0- 2	0- 2	CONFERENCE	0- 2	0- 1	5- 2				
2- 5	0- 1	0- 1	HOME	0- 2	0- 0	2- 1				
3- 4	0- 1	0- 1	AWAY	0- 0	0- 1	3- 1				
0- 0	0- 0	0- 0	NEUTRAL	0- 0	0- 0	0- 0				

RPI 1-25				RPI 26-50				RPI 51-100				RPI 101+ Team's RPI: 208			
RPI	S	Opponent	Score	RPI	S	Opponent	Score	RPI	S	Opponent	Score	RPI	S	Opponent	Score
17	H	Syracuse	54 57	35	H	St. Bonaventure	56 69	64	H	Dayton	53 67	103	H	Harvard	56 52
19	A	Duquesne	56 61	39	A	George Washington	52 68	80	H	VCU	36 49	104	A	Saint Joseph's	63 74
19	H	Duquesne	70 79	47	H	Albany (NY)	58 67					151	A	Marshall	62 72
												158	N	Hampton	54 59
												167	H	Davidson	78 62
												177	A	Fordham	42 50
												185	H	George Mason	65 68
												187	A	Richmond	57 50
												200	A	Brown	63 67
												219	A	Massachusetts	80 79
												226	A	Dartmouth	57 41
												237	H	Columbia	57 56
												259	H	Providence	55 64
												274	A	La Salle	72 61
												274	H	La Salle	62 52
												300	A	FIU	68 50
												321	H	UMass Lowell	72 64
												345	A	Boston U.	57 41
LAST 12 Division I GAMES:															
104	A	Saint Joseph's	63 74	177	A	Fordham	42 50								
80	H	VCU	36 49	219	A	Massachusetts	80 79								
185	H	George Mason	65 68	167	H	Davidson	78 62								
19	A	Duquesne	56 61	274	A	La Salle	72 61								
64	H	Dayton	53 67	19	H	Duquesne	70 79								
274	H	La Salle	62 52	187	A	Richmond	57 50								

Non-Div I Games:

Rhode Island

■ Loss,
 ■ Non-Conf,
 ■ S Site,
 ■ H Home
 ■ A Away
 N Neutral

Average RPI Win: 225	WON-LOST	WINNING	LAST 10	STRENGTH OF	OPP. STRENGTH	TEAM	ADJ.	CONF.	ADJ CONF.
Average RPI Loss: 131	RECORD	PCT. RANK	GAMES	SCHEDULE	OF SCHEDULE	RPI	RPI	RPI	RPI
DIV. I ONLY	7- 18	280	4- 6	92	132	224	224	12	12
DIV. I NON-CONF.	1- 10	330	0- 0	83	173	264	264	10	10
TOTALS	RPI 1-25	RPI 26-50	W-L RECORDS	RPI 51-100	RPI 101-150	RPI 150+			
7- 18	0- 4	0- 1	OVERALL	0- 2	1- 3	6- 8			
3- 9	0- 2	0- 0	HOME	0- 2	1- 2	2- 3			
4- 9	0- 2	0- 1	AWAY	0- 0	0- 1	4- 5			
0- 0	0- 0	0- 0	NEUTRAL	0- 0	0- 0	0- 0			
1- 10	0- 3	0- 0	NON-CONFERENCE	0- 0	0- 1	1- 6			
0- 5	0- 1	0- 0	HOME	0- 0	0- 1	0- 3			
1- 5	0- 2	0- 0	AWAY	0- 0	0- 0	1- 3			
0- 0	0- 0	0- 0	NEUTRAL	0- 0	0- 0	0- 0			
6- 8	0- 1	0- 1	CONFERENCE	0- 2	1- 2	5- 2			
3- 4	0- 1	0- 0	HOME	0- 2	1- 1	2- 0			
3- 4	0- 0	0- 1	AWAY	0- 0	0- 1	3- 2			
0- 0	0- 0	0- 0	NEUTRAL	0- 0	0- 0	0- 0			

RPI 1-25				RPI 26-50				RPI 51-100				RPI 101+ Team's RPI: 224			
RPI	S	Opponent	Score	RPI	S	Opponent	Score	RPI	S	Opponent	Score	RPI	S	Opponent	Score
4	A	Baylor	38 89	49	A	Western Ky.	49 52	70	H	Middle Tenn.	60 61	103	H	Harvard	61 67
6	H	Texas	47 70					76	H	Charlotte	58 69	143	H	Old Dominion	68 46
15	A	Kentucky	39 72									145	H	UAB	55 64
25	H	UTEP	54 60									149	A	Southern Miss.	62 68
												151	A	Marshall	52 81
												162	A	McNeese St.	53 61
												173	A	Louisiana Tech	61 63
												178	H	Loyola Chicago	50 57
												189	A	Fla. Atlantic	75 54
												212	A	Stephen F. Austin	45 59
												223	A	North Texas	79 73
												223	H	North Texas	100 97
												235	A	Sam Houston St.	58 46
												244	H	Texas Southern	66 69
												263	H	UTSA	49 48
												280	H	Houston	59 62
												300	A	FIU	68 62
												313	A	A&M-Corpus Christi	55 60
LAST 12 Division I GAMES:															
300	A	FIU	68 62	223	A	North Texas	79 73								
189	A	Fla. Atlantic	75 54	70	H	Middle Tenn.	60 61								
143	H	Old Dominion	68 46	145	H	UAB	55 64								
76	H	Charlotte	58 69	151	A	Marshall	52 81								
149	A	Southern Miss.	62 68	49	A	Western Ky.	49 52								
173	A	Louisiana Tech	61 63	223	H	North Texas	100 97								

Non-Div I Games:

Rice

Average RPI Win:	215	WON-LOST	WINNING	LAST 10	STRENGTH OF	OPP. STRENGTH	TEAM	ADJ.	CONF.	ADJ CONF.
Average RPI Loss:	107	RECORD	PCT. RANK	GAMES	SCHEDULE	OF SCHEDULE	RPI	RPI	RPI	RPI
DIV. I ONLY	12- 15	207	4- 6	155	96	187	187	7	7	
DIV. I NON-CONF.	7- 6	156	0- 0	278	146	212	212	8	8	
TOTALS	RPI 1-25	RPI 26-50	W-L RECORDS	RPI 51-100	RPI 101-150	RPI 150+				
12- 15	0- 1	0- 3	OVERALL	1- 5	1- 2	10- 4				
6- 7	0- 1	0- 2	HOME	1- 1	1- 0	4- 3				
4- 7	0- 0	0- 1	AWAY	0- 3	0- 2	4- 1				
2- 1	0- 0	0- 0	NEUTRAL	0- 1	0- 0	2- 0				
7- 6	0- 0	0- 1	NON-CONFERENCE	0- 2	1- 1	6- 2				
4- 2	0- 0	0- 1	HOME	0- 0	1- 0	3- 1				
1- 3	0- 0	0- 0	AWAY	0- 1	0- 1	1- 1				
2- 1	0- 0	0- 0	NEUTRAL	0- 1	0- 0	2- 0				
5- 9	0- 1	0- 2	CONFERENCE	1- 3	0- 1	4- 2				
2- 5	0- 1	0- 1	HOME	1- 1	0- 0	1- 2				
3- 4	0- 0	0- 1	AWAY	0- 2	0- 1	3- 0				
0- 0	0- 0	0- 0	NEUTRAL	0- 0	0- 0	0- 0				

RPI 1-25				RPI 26-50				RPI 51-100				RPI 101+ Team's RPI: 187			
RPI	S	Opponent	Score	RPI	S	Opponent	Score	RPI	S	Opponent	Score	RPI	S	Opponent	Score
19	H	Duquesne	44 65	35	A	St. Bonaventure	43 66	58	A	Saint Louis	48 73	104	A	Saint Joseph's	53 64
				39	H	George Washington	47 62	64	H	Dayton	48 60	113	A	Wake Forest	33 43
				40	H	James Madison	47 73	80	A	VCU	42 53	143	H	Old Dominion	62 57
								80	H	VCU	62 50	167	H	Davidson	59 67
								88	N	Marquette	80 98	177	H	Fordham	52 48
								91	A	Virginia	51 71	184	H	Eastern Ky.	81 62
												185	A	George Mason	57 50
												193	H	William & Mary	56 50
												208	H	Rhode Island	50 57
												219	A	Massachusetts	74 68
												225	H	Furman	62 69
												256	H	UNCW	63 53
												259	A	Providence	57 50
												272	A	Appalachian St.	59 73
												274	A	La Salle	60 43
												288	N	Wichita St.	63 50
												323	N	Lafayette	54 46
LAST 12 Division I GAMES:															
185	A	George Mason	57 50	35	A	St. Bonaventure	43 66	19	H	Duquesne	44 65	80	A	VCU	42 53
177	H	Fordham	52 48	219	A	Massachusetts	74 68	104	A	Saint Joseph's	53 64	208	H	Rhode Island	50 57
80	H	VCU	62 50												
167	H	Davidson	59 67												
39	H	George Washington	47 62												
58	A	Saint Louis	48 73												

Non-Div I Games:

Richmond

■ Loss,
 ■ Non-Conf,
 S Site,
 ■ Home
 ■ Away
 N Neutral

Average RPI Win: 290	WON-LOST	WINNING	LAST 10	STRENGTH OF	OPP. STRENGTH	TEAM	ADJ.	CONF.	ADJ CONF.
Average RPI Loss: 161	RECORD	PCT. RANK	GAMES	SCHEDULE	OF SCHEDULE	RPI	RPI	RPI	RPI
DIV. I ONLY	7- 20	293	3- 7	189	273	286	286	23	23
DIV. I NON-CONF.	3- 6	234	0- 0	52	309	191	191	24	24
TOTALS	RPI 1-25	RPI 26-50	W-L RECORDS	RPI 51-100	RPI 101-150	RPI 150+			
7- 20	0- 0	0- 1	OVERALL	0- 4	0- 3	7- 12			
4- 9	0- 0	0- 1	HOME	0- 1	0- 1	4- 6			
3- 9	0- 0	0- 0	AWAY	0- 2	0- 2	3- 5			
0- 2	0- 0	0- 0	NEUTRAL	0- 1	0- 0	0- 1			
3- 6	0- 0	0- 1	NON-CONFERENCE	0- 2	0- 1	3- 2			
2- 1	0- 0	0- 1	HOME	0- 0	0- 0	2- 0			
1- 3	0- 0	0- 0	AWAY	0- 1	0- 1	1- 1			
0- 2	0- 0	0- 0	NEUTRAL	0- 1	0- 0	0- 1			
4- 14	0- 0	0- 0	CONFERENCE	0- 2	0- 2	4- 10			
2- 8	0- 0	0- 0	HOME	0- 1	0- 1	2- 6			
2- 6	0- 0	0- 0	AWAY	0- 1	0- 1	2- 4			
0- 0	0- 0	0- 0	NEUTRAL	0- 0	0- 0	0- 0			

RPI S	Opponent	Score	RPI S	Opponent	Score	RPI S	Opponent	Score	RPI S	Opponent	Score	Team's RPI: 286
			38 H	Princeton	59 78	65 A	Army West Point	42 57	121 A	Iona	46 59	
						85 N	Central Mich.	58 76	121 H	Iona	48 67	
						99 A	Quinnipiac	51 64	122 A	Pittsburgh	44 75	
						99 H	Quinnipiac	47 65	155 A	UMBC	53 58	
									155 N	UMBC	58 67	
									171 A	Marist	54 66	
									171 H	Marist	56 74	
									198 A	Fairfield	56 63	
									198 H	Fairfield	39 55	
									210 A	Canisius	49 60	
									210 H	Canisius	64 73	
									215 H	Lehigh	61 60	
									220 A	Siena	45 66	
									220 H	Siena	70 58	
									229 H	Manhattan	70 74	
									251 H	Monmouth	75 87	
									284 H	Towson	78 72	
									308 A	Niagara	76 72	
									308 H	Niagara	57 67	
									332 A	St. Francis Brooklyn	71 59	
									334 A	Saint Peter's	68 67	
									334 H	Saint Peter's	57 48	
LAST 12 Division I GAMES:												
			99 H	Quinnipiac	47 65	171 H	Marist	56 74				
			334 H	Saint Peter's	57 48	198 A	Fairfield	56 63				
			308 A	Niagara	76 72	229 H	Manhattan	70 74				
			210 A	Canisius	49 60	251 H	Monmouth	75 87				
			334 A	Saint Peter's	68 67	220 H	Siena	70 58				
			121 H	Iona	48 67	198 H	Fairfield	39 55				

Non-Div I Games:

Rider

■ Loss,
 ■ Non-Conf,
 ■ S Site,
 ■ H Home
 ■ A Away
 N Neutral

Average RPI Win:	279	WON-LOST	WINNING	LAST 10	STRENGTH OF	OPP. STRENGTH	TEAM	ADJ.	CONF.	ADJ CONF.
Average RPI Loss:	199	RECORD	PCT. RANK	GAMES	SCHEDULE	OF SCHEDULE	RPI	RPI	RPI	RPI
DIV. I ONLY	13- 12	159	4- 6	298	329	221	221	30	30	
DIV. I NON-CONF.	5- 5	160	0- 0	175	129	133	133	32	32	
TOTALS	RPI 1-25	RPI 26-50	W-L RECORDS	RPI 51-100	RPI 101-150	RPI 150+				
13- 12	0- 1	0- 0	OVERALL	0- 2	0- 2	13- 7				
7- 3	0- 0	0- 0	HOME	0- 0	0- 1	7- 2				
6- 9	0- 0	0- 0	AWAY	0- 0	0- 0	6- 0				
0- 0	0- 0	0- 0	NEUTRAL	0- 0	0- 0	0- 0				
5- 5	0- 1	0- 0	NON-CONFERENCE	0- 2	0- 2	5- 0				
2- 1	0- 0	0- 0	HOME	0- 0	0- 1	2- 0				
3- 4	0- 1	0- 0	AWAY	0- 2	0- 1	3- 0				
0- 0	0- 0	0- 0	NEUTRAL	0- 0	0- 0	0- 0				
8- 7	0- 0	0- 0	CONFERENCE	0- 0	0- 0	8- 7				
5- 2	0- 0	0- 0	HOME	0- 0	0- 0	5- 2				
3- 5	0- 0	0- 0	AWAY	0- 0	0- 0	3- 5				
0- 0	0- 0	0- 0	NEUTRAL	0- 0	0- 0	0- 0				

RPI 1-25				RPI 26-50				RPI 51-100				RPI 101+ Team's RPI: 221			
RPI	S	Opponent	Score	RPI	S	Opponent	Score	RPI	S	Opponent	Score	RPI	S	Opponent	Score
21	A	Florida	52 79					55	A	Iowa	50 69	132	A	Youngstown St.	46 55
								76	A	Charlotte	73 94	139	H	Northern Ky.	70 72
												169	H	Delaware	53 50
												231	A	Sacred Heart	52 62
												231	H	Sacred Heart	78 63
												234	H	Morgan St.	76 44
												242	A	Bryant	65 71
												242	H	Bryant	55 53
												251	A	Monmouth	60 47
												262	A	Saint Francis (PA)	54 62
												274	A	La Salle	76 45
												276	A	Ga. Southern	64 49
												279	A	Central Conn. St.	39 48
												279	H	Central Conn. St.	72 55
												312	A	Fairleigh Dickinson	52 60
												312	H	Fairleigh Dickinson	68 83
												327	A	LIU Brooklyn	52 49
												332	A	St. Francis Brooklyn	62 53
												332	H	St. Francis Brooklyn	65 72
												336	A	Mt. St. Mary's	74 67
												336	H	Mt. St. Mary's	61 56
												339	H	Wagner	64 44
LAST 12 Division I GAMES:															
332	H	St. Francis Brooklyn	65 72	262	A	Saint Francis (PA)	54 62	279	A	Central Conn. St.	39 48				
231	A	Sacred Heart	52 62	242	A	Bryant	65 71	336	H	Mt. St. Mary's	61 56				
312	A	Fairleigh Dickinson	52 60	312	H	Fairleigh Dickinson	68 83	327	A	LIU Brooklyn	52 49				
279	H	Central Conn. St.	72 55												
242	H	Bryant	55 53												
336	A	Mt. St. Mary's	74 67												

Non-Div I Games: West Va. Wesleyan 124 59

Robert Morris

■ Loss,
 ■ Non-Conf,
 ■ S Site,
 ■ Home
 ■ A Away
 N Neutral

Average RPI Win: 120		WON-LOST	WINNING	LAST 10	STRENGTH OF	OPP. STRENGTH	TEAM	ADJ.	CONF.	ADJ CONF.
Average RPI Loss: 35		RECORD	PCT. RANK	GAMES	SCHEDULE	OF SCHEDULE	RPI	RPI	RPI	RPI
DIV. I ONLY		16- 12	131	4- 6	13	14	52	52	5	5
DIV. I NON-CONF.		9- 3	69	0- 0	24	15	17	17	4	4
TOTALS		RPI 1-25	RPI 26-50		W-L RECORDS		RPI 51-100	RPI 101-150	RPI 150+	
16- 12	0- 6	1- 3		OVERALL		5- 3	8- 0	2- 0		
10- 4	0- 3	0- 1		HOME		3- 0	5- 0	2- 0		
3- 8	0- 3	0- 2		AWAY		0- 3	3- 0	0- 0		
3- 0	0- 0	1- 0		NEUTRAL		2- 0	0- 0	0- 0		
9- 3	0- 1	1- 2		NON-CONFERENCE		3- 0	4- 0	1- 0		
5- 1	0- 0	0- 1		HOME		1- 0	3- 0	1- 0		
1- 2	0- 1	0- 1		AWAY		0- 0	1- 0	0- 0		
3- 0	0- 0	1- 0		NEUTRAL		2- 0	0- 0	0- 0		
7- 9	0- 5	0- 1		CONFERENCE		2- 3	4- 0	1- 0		
5- 3	0- 3	0- 0		HOME		2- 0	2- 0	1- 0		
2- 6	0- 2	0- 1		AWAY		0- 3	2- 0	0- 0		
0- 0	0- 0	0- 0		NEUTRAL		0- 0	0- 0	0- 0		

RPI	S	Opponent	Score	RPI	S	Opponent	Score	RPI	S	Opponent	Score	RPI	S	Opponent	Score
5	A	Ohio St.	78 90	27	N	Green Bay	54 43	55	A	Iowa	65 69	104	A	Saint Joseph's	78 65
5	H	Ohio St.	58 67	34	A	Seton Hall	49 77	68	H	Temple	61 51	106	H	Northwestern	61 59
11	H	Maryland	59 73	45	H	St. John's (NY)	62 69	79	A	Minnesota	72 85	121	H	Iona	58 33
14	A	Florida St.	43 65	46	A	Indiana	48 64	79	H	Minnesota	66 55	123	H	LSU	69 57
23	A	Michigan St.	48 59					83	N	Tulane	75 51	130	A	Penn St.	74 62
23	H	Michigan St.	67 70					84	A	Nebraska	54 65	131	H	Arkansas	60 40
								84	H	Nebraska	66 56	150	A	Illinois	63 56
								91	N	Virginia	60 48	150	H	Illinois	67 54
												179	H	Wisconsin	61 41
												294	H	Savannah St.	65 26
LAST 12 Division I GAMES:															
11	H	Maryland	59 73	84	H	Nebraska	66 56								
23	H	Michigan St.	67 70	46	A	Indiana	48 64								
150	A	Illinois	63 56	5	H	Ohio St.	58 67								
106	H	Northwestern	61 59	23	A	Michigan St.	48 59								
130	A	Penn St.	74 62	84	A	Nebraska	54 65								
79	A	Minnesota	72 85	150	H	Illinois	67 54								

Non-Div I Games:

Rutgers

■ Loss,
■ Non-Conf,
■ S Site,
■ H Home
■ A Away
N Neutral

S
I
U
E

SIUE				Through Games Of Feb. 21, 2016						
Average RPI Win:	246	WON-LOST	WINNING	LAST 10	STRENGTH OF	OPP. STRENGTH	TEAM	ADJ.	CONF.	ADJ CONF.
Average RPI Loss:	148	RECORD	PCT. RANK	GAMES	SCHEDULE	OF SCHEDULE	RPI	RPI	RPI	RPI
DIV. I ONLY	15- 12	138	7- 3	209	263	166	166	24	24	
DIV. I NON-CONF.	5- 8	209	0- 0	128	260	181	181	23	23	

TOTALS	RPI 1-25	RPI 26-50		W-L RECORDS		RPI 51-100		RPI 101-150		RPI 150+
15- 12	0- 1	0- 1		OVERALL		1- 3		1- 2		13- 5
9- 3	0- 0	0- 0		HOME		1- 1		1- 1		7- 1
6- 8	0- 1	0- 1		AWAY		0- 2		0- 1		6- 3
0- 1	0- 0	0- 0		NEUTRAL		0- 0		0- 0		0- 1
5- 8	0- 1	0- 1		NON-CONFERENCE		1- 1		0- 2		4- 3
3- 1	0- 0	0- 0		HOME		1- 0		0- 1		2- 0
2- 6	0- 1	0- 1		AWAY		0- 1		0- 1		2- 2
0- 1	0- 0	0- 0		NEUTRAL		0- 0		0- 0		0- 1
10- 4	0- 0	0- 0		CONFERENCE		0- 2		1- 0		9- 2
6- 2	0- 0	0- 0		HOME		0- 1		1- 0		5- 1
4- 2	0- 0	0- 0		AWAY		0- 1		0- 0		4- 1
0- 0	0- 0	0- 0		NEUTRAL		0- 0		0- 0		0- 0

S
I
U
E

RPI 1-25				RPI 26-50				RPI 51-100				RPI 101+ Team's RPI: 166			
RPI	S	Opponent	Score	RPI	S	Opponent	Score	RPI	S	Opponent	Score	RPI	S	Opponent	Score
18	A	Oklahoma St.	61 86	28	A	Missouri	46 75	58	H	Saint Louis	71 64	101	H	Belmont	73 60
								85	A	Central Mich.	65 78	126	H	IUPUI	67 85
								87	A	UT Martin	50 86	136	A	Southern Ill.	57 71
								87	H	UT Martin	79 85	184	H	Eastern Ky.	89 74
												203	H	Southeast Mo. St.	80 73
												212	N	Stephen F. Austin	74 82
												227	A	Western Ill.	74 78
												243	A	Valparaiso	56 69
												257	H	Omaha	90 86
												258	H	Northern Ill.	93 67
												261	A	Tennessee St.	61 73
												269	A	Austin Peay	72 61
												269	H	Austin Peay	94 75
												271	A	Murray St.	64 61
												271	H	Murray St.	76 79
												273	A	Tennessee Tech	83 68
												289	A	Jacksonville St.	62 57
												301	A	UMKC	63 58
												304	H	Morehead St.	90 81
												319	A	Illinois St.	65 57
												341	H	Eastern Ill.	87 75
LAST 12 Division I GAMES:															
				87	A	UT Martin	50 86	271	A	Murray St.	64 61				
				269	H	Austin Peay	94 75	203	H	Southeast Mo. St.	80 73				
				271	H	Murray St.	76 79	184	H	Eastern Ky.	89 74				
				87	H	UT Martin	79 85	304	H	Morehead St.	90 81				
				341	H	Eastern Ill.	87 75	261	A	Tennessee St.	61 73				
				269	A	Austin Peay	72 61	101	H	Belmont	73 60				

Non-Div I Games:

SIUE

Loss, Non-Conf, S Site, H Home A Away N Neutral

SMU				STRENGTH OF SCHEDULE	OPP. STRENGTH OF SCHEDULE	TEAM RPI	ADJ. RPI	CONF. RPI	ADJ CONF. RPI
Average RPI Win:	191	WON-LOST RECORD	WINNING PCT. RANK						
Average RPI Loss:	94		LAST 10 GAMES						
DIV. I ONLY	12- 14	196	4- 6	121	68	170	170	9	9
DIV. I NON-CONF.	5- 6	180	0- 0	141	31	192	192	7	7

TOTALS	RPI 1-25	RPI 26-50	W-L RECORDS	RPI 51-100	RPI 101-150	RPI 150+			
12- 14	0- 3	0- 3	OVERALL	1- 4	3- 0	8- 4			
8- 6	0- 2	0- 1	HOME	1- 2	2- 0	5- 1			
2- 7	0- 1	0- 1	AWAY	0- 2	0- 0	2- 3			
2- 1	0- 0	0- 1	NEUTRAL	0- 0	1- 0	1- 0			
5- 6	0- 2	0- 1	NON-CONFERENCE	0- 1	2- 0	3- 2			
3- 3	0- 1	0- 0	HOME	0- 1	1- 0	2- 1			
0- 2	0- 1	0- 0	AWAY	0- 0	0- 0	0- 1			
2- 1	0- 0	0- 1	NEUTRAL	0- 0	1- 0	1- 0			
7- 8	0- 1	0- 2	CONFERENCE	1- 3	1- 0	5- 2			
5- 3	0- 1	0- 1	HOME	1- 1	1- 0	3- 0			
2- 5	0- 0	0- 1	AWAY	0- 2	0- 0	2- 2			
0- 0	0- 0	0- 0	NEUTRAL	0- 0	0- 0	0- 0			

RPI 1-25				RPI 26-50				RPI 51-100				RPI 101+ Team's RPI: 170			
RPI	S	Opponent	Score	RPI	S	Opponent	Score	RPI	S	Opponent	Score	RPI	S	Opponent	Score
3	H	UConn	37 90	31	N	Mississippi St.	70 72	68	A	Temple	35 55	105	H	Memphis	58 49
8	H	Arizona St.	57 64	37	A	South Fla.	56 83	68	H	Temple	69 67	128	H	Northwestern St.	74 36
13	A	Texas A&M	55 67	37	H	South Fla.	48 66	83	A	Tulane	64 76	134	N	Arizona	58 46
								83	H	Tulane	42 54	159	H	East Carolina	74 67
								86	H	TCU	79 89	180	H	New Mexico	58 63
												190	A	Tulsa	54 56
												190	H	Tulsa	62 45
												195	A	Cincinnati	73 55
												211	N	Gardner-Webb	69 61
												216	H	Kansas	73 64
												223	A	North Texas	57 60
												267	A	UCF	54 66
												267	H	UCF	65 50
												280	A	Houston	50 48
												338	H	Cal St. Fullerton	74 53
LAST 12 Division I GAMES:															
267	A	UCF	54 66	37	H	South Fla.	48 66	195	A	Cincinnati	73 55				
190	H	Tulsa	62 45					3	H	UConn	37 90				
83	A	Tulane	64 76					83	H	Tulane	42 54				
159	H	East Carolina	74 67					105	H	Memphis	58 49				
267	H	UCF	65 50					280	A	Houston	50 48				
68	A	Temple	35 55												

Non-Div I Games:

SMU

■ Loss,
 ■ Non-Conf,
 ■ S Site,
 ■ Home
 ■ Away
 N Neutral

Sacramento St.

Through Games Of Feb. 21, 2016

Average RPI Win:	241	WON-LOST	WINNING	LAST 10	STRENGTH OF	OPP. STRENGTH	TEAM	ADJ.	CONF.	ADJ CONF.
Average RPI Loss:	135	RECORD	PCT. RANK	GAMES	SCHEDULE	OF SCHEDULE	RPI	RPI	RPI	RPI
DIV. I ONLY	10- 15	233	4- 6	67	321	168	168	20	20	
DIV. I NON-CONF.	3- 8	258	0- 0	104	144	207	207	22	22	
TOTALS	RPI 1-25	RPI 26-50	W-L RECORDS	RPI 51-100	RPI 101-150	RPI 150+				
10- 15	0- 1	0- 1	OVERALL	0- 2	0- 4	10- 7				
5- 6	0- 1	0- 0	HOME	0- 0	0- 3	5- 2				
5- 8	0- 0	0- 0	AWAY	0- 2	0- 1	5- 5				
0- 1	0- 0	0- 1	NEUTRAL	0- 0	0- 0	0- 0				
3- 8	0- 1	0- 1	NON-CONFERENCE	0- 2	0- 2	3- 2				
1- 3	0- 1	0- 0	HOME	0- 0	0- 2	1- 0				
2- 4	0- 0	0- 0	AWAY	0- 2	0- 0	2- 2				
0- 1	0- 0	0- 1	NEUTRAL	0- 0	0- 0	0- 0				
7- 7	0- 0	0- 0	CONFERENCE	0- 0	0- 2	7- 5				
4- 3	0- 0	0- 0	HOME	0- 0	0- 1	4- 2				
3- 4	0- 0	0- 0	AWAY	0- 0	0- 1	3- 3				
0- 0	0- 0	0- 0	NEUTRAL	0- 0	0- 0	0- 0				

RPI 1-25				RPI 26-50				RPI 51-100				RPI 101+ Team's RPI: 168			
RPI	S	Opponent	Score	RPI	S	Opponent	Score	RPI	S	Opponent	Score	RPI	S	Opponent	Score
9	H	UCLA	76 109	50	N	Villanova	54 78	93	A	New Mexico St.	77 80	102	H	San Francisco	94 95
								95	A	California	99 117	120	H	Hawaii	72 74
												137	A	Idaho	60 107
												137	H	Idaho	88 98
												161	A	Montana St.	99 116
												161	H	Montana St.	79 80
												180	A	New Mexico	71 84
												186	A	UC Davis	92 77
												191	A	Montana	83 90
												191	H	Montana	83 75
												192	A	Cal Poly	72 97
												197	A	Eastern Wash.	94 91
												197	H	Eastern Wash.	83 100
												199	A	Weber St.	66 77
												199	H	Weber St.	87 64
												202	A	Utah St.	95 86
												232	A	Idaho St.	68 59
												232	H	Idaho St.	83 62
												315	A	Portland St.	126 78
												315	H	Portland St.	132 91
												337	H	UC Irvine	126 78
LAST 12 Division I GAMES:															
				137	A	Idaho	60 107					197	H	Eastern Wash.	83 100
				197	A	Eastern Wash.	94 91					137	H	Idaho	88 98
				232	H	Idaho St.	83 62					315	A	Portland St.	126 78
				199	H	Weber St.	87 64					199	A	Weber St.	66 77
				161	A	Montana St.	99 116					232	A	Idaho St.	68 59
				191	A	Montana	83 90					191	H	Montana	83 75

Non-Div I Games:

Sacramento St.

■ Loss,
 ■ Non-Conf,
 ■ S Site,
 ■ Home
 ■ A Away
 N Neutral

Sacred Heart

Through Games Of Feb. 21, 2016

Average RPI Win:	301	WON-LOST	WINNING	LAST 10	STRENGTH OF	OPP. STRENGTH	TEAM	ADJ.	CONF.	ADJ CONF.
Average RPI Loss:	174	RECORD	PCT. RANK	GAMES	SCHEDULE	OF SCHEDULE	RPI	RPI	RPI	RPI
DIV. I ONLY	15- 11	127	9- 1	315	333	231	231	30	30	
DIV. I NON-CONF.	2- 9	296	0- 0	239	201	309	309	32	32	
TOTALS	RPI 1-25	RPI 26-50	W-L RECORDS	RPI 51-100	RPI 101-150	RPI 150+				
15- 11	0- 0	0- 1	OVERALL	0- 1	0- 3	15- 6				
8- 4	0- 0	0- 0	HOME	0- 0	0- 1	8- 3				
6- 6	0- 0	0- 1	AWAY	0- 1	0- 1	6- 3				
1- 1	0- 0	0- 0	NEUTRAL	0- 0	0- 1	1- 0				
2- 9	0- 0	0- 1	NON-CONFERENCE	0- 1	0- 3	2- 4				
1- 3	0- 0	0- 0	HOME	0- 0	0- 1	1- 2				
0- 5	0- 0	0- 1	AWAY	0- 1	0- 1	0- 2				
1- 1	0- 0	0- 0	NEUTRAL	0- 0	0- 1	1- 0				
13- 2	0- 0	0- 0	CONFERENCE	0- 0	0- 0	13- 2				
7- 1	0- 0	0- 0	HOME	0- 0	0- 0	7- 1				
6- 1	0- 0	0- 0	AWAY	0- 0	0- 0	6- 1				
0- 0	0- 0	0- 0	NEUTRAL	0- 0	0- 0	0- 0				

RPI 1-25			RPI 26-50			RPI 51-100			RPI 101+ Team's RPI: 231		
RPI	S	Opponent	Score	RPI	S	RPI	S	Opponent	Score	RPI	S
				45	A	68	A	La.-Lafayette	58	60	
								Penn St.	46	83	
								Buffalo	53	66	
								Fairfield	50	61	
								Hartford	67	68	
								Robert Morris	63	78	
								Robert Morris	62	52	
								New Hampshire	69	81	
								Bryant	59	61	
								Binghamton	69	60	
								Saint Francis (PA)	81	77	
								Coastal Caro.	71	62	
								Central Conn. St.	61	57	
								Central Conn. St.	79	69	
								Vermont	51	53	
								Fairleigh Dickinson	80	65	
								Fairleigh Dickinson	72	61	
								LIU Brooklyn	62	53	
								LIU Brooklyn	71	47	
								St. Francis Brooklyn	68	51	
								St. Francis Brooklyn	63	55	
								Mt. St. Mary's	61	58	
								Wagner	77	73	
								Wagner	73	62	
LAST 12 Division I GAMES:											
				312	A			Bryant	59	61	
				221	H			Mt. St. Mary's	61	58	
				279	H			Wagner	77	73	
				327	H			Central Conn. St.	61	57	
				332	H			St. Francis Brooklyn	68	51	
				327	A			Wagner	73	62	

Non-Div I Games:

Sacred Heart

■ Loss,
 ■ Non-Conf,
 ■ S Site,
 ■ Home
 ■ A Away
 N Neutral

Average RPI Win:	308	WON-LOST	WINNING	LAST 10	STRENGTH OF	OPP. STRENGTH	TEAM	ADJ.	CONF.	ADJ CONF.
Average RPI Loss:	190	RECORD	PCT. RANK	GAMES	SCHEDULE	OF SCHEDULE	RPI	RPI	RPI	RPI
DIV. I ONLY	11- 14	212	6- 4	304	335	262	262	30	30	
DIV. I NON-CONF.	1- 9	325	0- 0	163	145	304	304	32	32	
TOTALS	RPI 1-25	RPI 26-50	W-L RECORDS	RPI 51-100	RPI 101-150	RPI 150+				
11- 14	0- 1	0- 1	OVERALL	0- 0	0- 1	11- 11				
7- 3	0- 0	0- 0	HOME	0- 0	0- 1	7- 2				
4- 10	0- 1	0- 1	AWAY	0- 0	0- 0	4- 8				
0- 1	0- 0	0- 0	NEUTRAL	0- 0	0- 0	0- 1				
1- 9	0- 1	0- 1	NON-CONFERENCE	0- 0	0- 1	1- 6				
1- 1	0- 0	0- 0	HOME	0- 0	0- 1	1- 0				
0- 7	0- 1	0- 1	AWAY	0- 0	0- 0	0- 5				
0- 1	0- 0	0- 0	NEUTRAL	0- 0	0- 0	0- 1				
10- 5	0- 0	0- 0	CONFERENCE	0- 0	0- 0	10- 5				
6- 2	0- 0	0- 0	HOME	0- 0	0- 0	6- 2				
4- 3	0- 0	0- 0	AWAY	0- 0	0- 0	4- 3				
0- 0	0- 0	0- 0	NEUTRAL	0- 0	0- 0	0- 0				

RPI 1-25				RPI 26-50				RPI 51-100				RPI 101+ Team's RPI: 262			
RPI	S	Opponent	Score	RPI	S	Opponent	Score	RPI	S	Opponent	Score	RPI	S	Opponent	Score
21	A	Florida	65 122	29	A	Ohio	65 91					122	H	Pittsburgh	59 74
												151	A	Marshall	73 81
												174	A	Cornell	69 75
												184	N	Eastern Ky.	82 88
												195	A	Cincinnati	86 93
												210	A	Canisius	52 77
												221	H	Robert Morris	62 54
												231	H	Sacred Heart	77 81
												237	A	Columbia	78 82
												242	A	Bryant	72 84
												242	H	Bryant	85 72
												277	H	Coastal Caro.	106 74
												279	A	Central Conn. St.	51 66
												279	H	Central Conn. St.	59 79
												312	A	Fairleigh Dickinson	72 73
												312	H	Fairleigh Dickinson	87 67
												327	A	LIU Brooklyn	84 75
												327	H	LIU Brooklyn	72 64
												332	A	St. Francis Brooklyn	83 76
												336	A	Mt. St. Mary's	73 64
												336	H	Mt. St. Mary's	87 57
												339	A	Wagner	87 74
												339	H	Wagner	93 78
LAST 12 Division I GAMES:															
327	H	LIU Brooklyn	72 64	221	H	Robert Morris	62 54								
339	A	Wagner	87 74	242	A	Bryant	72 84								
336	A	Mt. St. Mary's	73 64	279	A	Central Conn. St.	51 66								
242	H	Bryant	85 72	312	H	Fairleigh Dickinson	87 67								
279	H	Central Conn. St.	59 79	336	H	Mt. St. Mary's	87 57								
312	A	Fairleigh Dickinson	72 73	332	A	St. Francis Brooklyn	83 76								

Non-Div I Games: Pitt.-Johnstown 82 78

Saint Francis (PA)

■ Loss,
 ■ Non-Conf,
 ■ S Site,
 ■ Home
 ■ A Away
 N Neutral

Saint Joseph's

Through Games Of Feb. 21, 2016

Average RPI Win:	148	WON-LOST	WINNING	LAST 10	STRENGTH OF	OPP. STRENGTH	TEAM	ADJ.	CONF.	ADJ CONF.
Average RPI Loss:	85	RECORD	PCT. RANK	GAMES	SCHEDULE	OF SCHEDULE	RPI	RPI	RPI	RPI
DIV. I ONLY	12- 14	196	3- 7	17	85	104	104	7	7	
DIV. I NON-CONF.	6- 6	160	0- 0	3	42	53	53	8	8	
TOTALS	RPI 1-25	RPI 26-50	W-L RECORDS	RPI 51-100	RPI 101-150	RPI 150+				
12- 14	0- 2	1- 4	OVERALL	4- 4	0- 1	7- 3				
8- 7	0- 1	1- 2	HOME	2- 3	0- 1	5- 0				
4- 7	0- 1	0- 2	AWAY	2- 1	0- 0	2- 3				
0- 0	0- 0	0- 0	NEUTRAL	0- 0	0- 0	0- 0				
6- 6	0- 1	1- 2	NON-CONFERENCE	3- 2	0- 1	2- 0				
4- 4	0- 1	1- 1	HOME	2- 1	0- 1	1- 0				
2- 2	0- 0	0- 1	AWAY	1- 1	0- 0	1- 0				
0- 0	0- 0	0- 0	NEUTRAL	0- 0	0- 0	0- 0				
6- 8	0- 1	0- 2	CONFERENCE	1- 2	0- 0	5- 3				
4- 3	0- 0	0- 1	HOME	0- 2	0- 0	4- 0				
2- 5	0- 1	0- 1	AWAY	1- 0	0- 0	1- 3				
0- 0	0- 0	0- 0	NEUTRAL	0- 0	0- 0	0- 0				

RPI 1-25				RPI 26-50				RPI 51-100				RPI 101+ Team's RPI: 104			
RPI	S	Opponent	Score	RPI	S	Opponent	Score	RPI	S	Opponent	Score	RPI	S	Opponent	Score
1	H	Notre Dame	55 91	30	H	Penn	50 46	52	H	Rutgers	65 78	121	H	Iona	75 81
19	A	Duquesne	59 73	34	H	Seton Hall	54 66	58	H	Saint Louis	66 77	155	H	UMBC	104 45
				35	A	St. Bonaventure	51 65	64	H	Dayton	61 71	177	A	Fordham	40 47
				39	H	George Washington	45 70	68	A	Temple	70 67	177	H	Fordham	61 51
				50	A	Villanova	49 55	74	A	Hofstra	62 75	185	A	George Mason	41 55
								80	A	VCU	66 63	187	H	Richmond	64 53
								81	H	Drexel	53 46	208	H	Rhode Island	74 63
								85	H	Central Mich.	76 66	215	A	Lehigh	63 62
												219	A	Massachusetts	62 58
												274	A	La Salle	70 75
												274	H	La Salle	64 55
LAST 12 Division I GAMES:															
208	H	Rhode Island	74 63	35	A	St. Bonaventure	51 65								
274	A	La Salle	70 75	64	H	Dayton	61 71								
19	A	Duquesne	59 73	58	H	Saint Louis	66 77								
177	H	Fordham	61 51	177	A	Fordham	40 47								
185	A	George Mason	41 55	187	H	Richmond	64 53								
274	H	La Salle	64 55	80	A	VCU	66 63								

Non-Div I Games:

Saint Joseph's

■ Loss,
 ■ Non-Conf,
 ■ S Site,
 ■ H Home
 ■ A Away
 N Neutral

Saint Louis

Through Games Of Feb. 21, 2016

Average RPI Win:	186	WON-LOST	WINNING	LAST 10	STRENGTH OF	OPP. STRENGTH	TEAM	ADJ.	CONF.	ADJ CONF.
Average RPI Loss:	97	RECORD	PCT. RANK	GAMES	SCHEDULE	OF SCHEDULE	RPI	RPI	RPI	RPI
DIV. I ONLY	20- 6	40	8- 2	162	124	58	58	7	7	
DIV. I NON-CONF.	9- 3	69	0- 0	245	282	96	96	8	8	
TOTALS	RPI 1-25	RPI 26-50	W-L RECORDS	RPI 51-100	RPI 101-150	RPI 150+				
20- 6	1- 0	0- 2	OVERALL	2- 2	3- 0	14- 2				
10- 1	1- 0	0- 0	HOME	1- 0	0- 0	8- 1				
9- 5	0- 0	0- 2	AWAY	1- 2	3- 0	5- 1				
1- 0	0- 0	0- 0	NEUTRAL	0- 0	0- 0	1- 0				
9- 3	0- 0	0- 0	NON-CONFERENCE	0- 2	2- 0	7- 1				
4- 0	0- 0	0- 0	HOME	0- 0	0- 0	4- 0				
4- 3	0- 0	0- 0	AWAY	0- 2	2- 0	2- 1				
1- 0	0- 0	0- 0	NEUTRAL	0- 0	0- 0	1- 0				
11- 3	1- 0	0- 2	CONFERENCE	2- 0	1- 0	7- 1				
6- 1	1- 0	0- 0	HOME	1- 0	0- 0	4- 1				
5- 2	0- 0	0- 2	AWAY	1- 0	1- 0	3- 0				
0- 0	0- 0	0- 0	NEUTRAL	0- 0	0- 0	0- 0				

RPI 1-25				RPI 26-50				RPI 51-100 Team's RPI: 58				RPI 101+			
RPI	S	Opponent	Score	RPI	S	Opponent	Score	RPI	S	Opponent	Score	RPI	S	Opponent	Score
19	H	Duquesne	84 81	35	A	St. Bonaventure	59 80	64	H	Dayton	70 56	104	A	Saint Joseph's	77 66
				39	A	George Washington	80 89	72	A	Ball St.	70 79	105	A	Memphis	63 57
								80	A	VCU	77 72	110	A	Mercer	68 60
								83	A	Tulane	58 66	166	A	SIUE	64 71
												167	A	Davidson	79 50
												167	H	Davidson	88 51
												177	A	Fordham	51 49
												185	A	George Mason	61 50
												185	H	George Mason	63 73
												187	H	Richmond	73 48
												190	H	Tulsa	82 73
												203	H	Southeast Mo. St.	67 52
												209	A	Indiana St.	62 52
												219	H	Massachusetts	69 49
												274	H	La Salle	79 70
												278	N	Cleveland St.	76 65
												303	H	Bradley	75 58
												341	H	Eastern Ill.	78 47
												347	A	Alabama A&M	91 60
LAST 12 Division I GAMES:															
177	A	Fordham	51 49	185	A	George Mason	61 50								
19	H	Duquesne	84 81	274	H	La Salle	79 70								
167	H	Davidson	88 51	104	A	Saint Joseph's	77 66								
35	A	St. Bonaventure	59 80	64	H	Dayton	70 56								
187	H	Richmond	73 48	219	H	Massachusetts	69 49								
39	A	George Washington	80 89	167	A	Davidson	79 50								

Non-Div I Games: Mo.-St. Louis 67 31

Saint Louis

■ Loss,
 ■ Non-Conf,
 ■ S Site,
 ■ Home
 ■ A Away
 N Neutral

Saint Peter's

Through Games Of Feb. 21, 2016

Average RPI Win:	245	WON-LOST	WINNING	LAST 10	STRENGTH OF	OPP. STRENGTH	TEAM	ADJ.	CONF.	ADJ CONF.
Average RPI Loss:	197	RECORD	PCT. RANK	GAMES	SCHEDULE	OF SCHEDULE	RPI	RPI	RPI	RPI
DIV. I ONLY	4- 23	331	0- 10	232	277	334	334	23	23	
DIV. I NON-CONF.	2- 7	280	0- 0	167	328	294	294	24	24	
TOTALS	RPI 1-25	RPI 26-50	W-L RECORDS	RPI 51-100	RPI 101-150	RPI 150+				
4- 23	0- 1	0- 1	OVERALL	0- 2	0- 3	4- 16				
4- 10	0- 1	0- 0	HOME	0- 1	0- 2	4- 6				
0- 13	0- 0	0- 0	AWAY	0- 1	0- 0	0- 0				
0- 0	0- 0	0- 0	NEUTRAL	0- 0	0- 0	0- 0				
2- 7	0- 1	0- 1	NON-CONFERENCE	0- 0	0- 1	2- 4				
2- 3	0- 1	0- 0	HOME	0- 0	0- 1	2- 1				
0- 4	0- 0	0- 1	AWAY	0- 0	0- 0	0- 3				
0- 0	0- 0	0- 0	NEUTRAL	0- 0	0- 0	0- 0				
2- 16	0- 0	0- 0	CONFERENCE	0- 2	0- 2	2- 12				
2- 7	0- 0	0- 0	HOME	0- 1	0- 1	2- 5				
0- 9	0- 0	0- 0	AWAY	0- 1	0- 1	0- 7				
0- 0	0- 0	0- 0	NEUTRAL	0- 0	0- 0	0- 0				

RPI 1-25				RPI 26-50				RPI 51-100				RPI 101+ Team's RPI: 334			
RPI	S	Opponent	Score	RPI	S	Opponent	Score	RPI	S	Opponent	Score	RPI	S	Opponent	Score
19	H	Duquesne	38 63	34	A	Seton Hall	65 81	99	A	Quinnipiac	49 66	121	A	Iona	50 64
								99	H	Quinnipiac	53 65	121	H	Iona	51 65
												142	H	Stony Brook	35 69
												171	A	Marist	46 69
												171	H	Marist	55 74
												198	A	Fairfield	49 76
												198	H	Fairfield	56 46
												200	H	Brown	79 67
												210	A	Canisius	42 54
												210	H	Canisius	53 60
												215	A	Lehigh	42 74
												220	A	Siena	58 59
												220	H	Siena	55 64
												229	A	Manhattan	47 64
												233	H	Navy	39 50
												251	H	Monmouth	67 62
												286	A	Rider	48 57
												286	H	Rider	67 68
												308	A	Niagara	46 51
												308	H	Niagara	48 52
												312	A	Fairleigh Dickinson	52 73
												323	A	Lafayette	69 72
												332	H	St. Francis Brooklyn	44 40
LAST 12 Division I GAMES:															
121	A	Iona	50 64	99	A	Quinnipiac	49 66								
286	A	Rider	48 57	220	H	Siena	55 64								
99	H	Quinnipiac	53 65	171	A	Marist	46 69								
198	A	Fairfield	49 76	229	A	Manhattan	47 64								
286	H	Rider	67 68	308	A	Niagara	46 51								
171	H	Marist	55 74	210	A	Canisius	42 54								

Non-Div I Games:

Saint Peter's

■ Loss,
 ■ Non-Conf,
 ■ S Site,
 ■ H Home
 ■ A Away
 N Neutral

Average RPI Win:	296	WON-LOST	WINNING	LAST 10	STRENGTH OF	OPP. STRENGTH	TEAM	ADJ.	CONF.	ADJ CONF.
Average RPI Loss:	142	RECORD	PCT. RANK	GAMES	SCHEDULE	OF SCHEDULE	RPI	RPI	RPI	RPI
DIV. I ONLY	7- 15	272	2- 8	159	241	235	235	27	27	
DIV. I NON-CONF.	2- 6	272	0- 0	63	74	157	157	26	26	
TOTALS	RPI 1-25	RPI 26-50	W-L RECORDS	RPI 51-100	RPI 101-150	RPI 150+				
7- 15	0- 2	0- 1	OVERALL	0- 3	0- 3	7- 6				
3- 4	0- 0	0- 0	HOME	0- 1	0- 1	3- 2				
4- 10	0- 1	0- 1	AWAY	0- 2	0- 2	4- 4				
0- 1	0- 1	0- 0	NEUTRAL	0- 0	0- 0	0- 0				
2- 6	0- 2	0- 1	NON-CONFERENCE	0- 1	0- 1	2- 1				
0- 1	0- 0	0- 0	HOME	0- 0	0- 0	0- 1				
2- 4	0- 1	0- 1	AWAY	0- 1	0- 1	2- 0				
0- 1	0- 1	0- 0	NEUTRAL	0- 0	0- 0	0- 0				
5- 9	0- 0	0- 0	CONFERENCE	0- 2	0- 2	5- 5				
3- 3	0- 0	0- 0	HOME	0- 1	0- 1	3- 1				
2- 6	0- 0	0- 0	AWAY	0- 1	0- 1	2- 4				
0- 0	0- 0	0- 0	NEUTRAL	0- 0	0- 0	0- 0				

RPI S	Opponent	Score	RPI S	Opponent	Score	RPI S	Opponent	Score	RPI S	Opponent	Score
6 A	Texas	49 83	48 A	Kansas St.	50 78	69 A	Abilene Christian	55 67	111 H	Central Ark.	63 73
14 N	Florida St.	37 94				69 H	Abilene Christian	76 87	128 A	Northwestern St.	49 69
						86 A	TCU	59 85	131 A	Arkansas	47 67
									162 A	McNeese St.	79 82
									212 A	Stephen F. Austin	63 70
									224 H	Rice	46 58
									244 A	Texas Southern	53 51
									245 A	Houston Baptist	63 67
									245 H	Houston Baptist	78 70
									285 A	Lamar	78 76
									307 H	Southeastern La.	80 56
									313 A	A&M-Corpus Christi	71 81
									317 H	Nicholls St.	63 67
									327 A	LIU Brooklyn	63 56
									330 A	Incarinate Word	65 60
									333 H	New Orleans	64 52
LAST 12 Division I GAMES:											
111 H	Central Ark.	63 73	212 A	Stephen F. Austin	63 70						
245 H	Houston Baptist	78 70	69 H	Abilene Christian	76 87						
69 A	Abilene Christian	55 67	162 A	McNeese St.	79 82						
313 A	A&M-Corpus Christi	71 81	317 H	Nicholls St.	63 67						
245 A	Houston Baptist	63 67	333 H	New Orleans	64 52						
285 A	Lamar	78 76	307 H	Southeastern La.	80 56						

Non-Div I Games: LSU-Alexandria 85 50 Our Lady Of The Lak67 56

Sam Houston St.

Average RPI Win:	243	WON-LOST	WINNING	LAST 10	STRENGTH OF	OPP. STRENGTH	TEAM	ADJ.	CONF.	ADJ CONF.
Average RPI Loss:	91	RECORD	PCT. RANK	GAMES	SCHEDULE	OF SCHEDULE	RPI	RPI	RPI	RPI
DIV. I ONLY	15- 10	112	7- 3	197	181	112	112	17	17	
DIV. I NON-CONF.	6- 7	176	0- 0	207	176	144	144	15	15	
TOTALS	RPI 1-25	RPI 26-50	W-L RECORDS	RPI 51-100	RPI 101-150	RPI 150+				
15- 10	0- 0	0- 2	OVERALL	1- 3	1- 5	13- 0				
5- 2	0- 0	0- 0	HOME	1- 0	0- 2	4- 0				
9- 8	0- 0	0- 2	AWAY	0- 3	1- 3	8- 0				
1- 0	0- 0	0- 0	NEUTRAL	0- 0	0- 0	1- 0				
6- 7	0- 0	0- 2	NON-CONFERENCE	0- 2	1- 3	5- 0				
1- 1	0- 0	0- 0	HOME	0- 0	0- 1	1- 0				
4- 6	0- 0	0- 2	AWAY	0- 2	1- 2	3- 0				
1- 0	0- 0	0- 0	NEUTRAL	0- 0	0- 0	1- 0				
9- 3	0- 0	0- 0	CONFERENCE	1- 1	0- 2	8- 0				
4- 1	0- 0	0- 0	HOME	1- 0	0- 1	3- 0				
5- 2	0- 0	0- 0	AWAY	0- 1	0- 1	5- 0				
0- 0	0- 0	0- 0	NEUTRAL	0- 0	0- 0	0- 0				

RPI 1-25				RPI 26-50				RPI 51-100				RPI 101+				Team's RPI: 112	
RPI	S	Opponent	Score	RPI	S	Opponent	Score	RPI	S	Opponent	Score	RPI	S	Opponent	Score		
				31	A	Mississippi St.	47 68	51	A	Chattanooga	30 53	103	H	Harvard	54 60		
				46	A	Indiana	56 65	51	H	Chattanooga	48 43	110	A	Mercer	61 63		
								75	A	Georgia Tech	55 66	110	H	Mercer	60 63		
								87	A	UT Martin	50 52	123	A	LSU	47 44		
												145	A	UAB	41 61		
												149	A	Southern Miss.	48 56		
												157	A	ETSU	56 51		
												157	H	ETSU	55 47		
												182	H	Troy	73 69		
												225	A	Furman	58 45		
												281	A	Alabama St.	54 35		
												289	A	Jacksonville St.	50 39		
												297	A	UNCG	57 52		
												297	H	UNCG	80 49		
												305	A	Wofford	58 39		
												309	A	Western Caro.	59 42		
												309	H	Western Caro.	57 52		
												317	N	Nicholls St.	45 43		
												347	A	Alabama A&M	54 30		
LAST 12 Division I GAMES:																	
				157	A	ETSU	56 51	225	A	Furman	58 45						
				51	A	Chattanooga	30 53	51	H	Chattanooga	48 43						
				110	A	Mercer	61 63	157	H	ETSU	55 47						
				309	H	Western Caro.	57 52	110	H	Mercer	60 63						
				297	H	UNCG	80 49	297	A	UNCG	57 52						
				305	A	Wofford	58 39	309	A	Western Caro.	59 42						

Non-Div I Games: AUM 82 32 Shorter 53 33

Samford

Loss, Non-Conf, S Site, H Home A Away N Neutral

Average RPI Win:	195	WON-LOST	WINNING	LAST 10	STRENGTH OF	OPP. STRENGTH	TEAM	ADJ.	CONF.	ADJ CONF.
Average RPI Loss:	61	RECORD	PCT. RANK	GAMES	SCHEDULE	OF SCHEDULE	RPI	RPI	RPI	RPI
DIV. I ONLY	20- 6	40	6- 4	165	108	77	77	8	8	
DIV. I NON-CONF.	9- 1	22	0- 0	320	174	116	116	9	9	
TOTALS	RPI 1-25	RPI 26-50	W-L RECORDS	RPI 51-100	RPI 101-150	RPI 150+				
20- 6	1- 1	0- 0	OVERALL	1- 4	5- 1	13- 0				
10- 4	1- 0	0- 0	HOME	0- 3	3- 1	6- 0				
10- 2	0- 1	0- 0	AWAY	1- 1	2- 0	7- 0				
0- 0	0- 0	0- 0	NEUTRAL	0- 0	0- 0	0- 0				
9- 1	0- 0	0- 0	NON-CONFERENCE	0- 1	3- 0	6- 0				
4- 1	0- 0	0- 0	HOME	0- 1	2- 0	2- 0				
5- 0	0- 0	0- 0	AWAY	0- 0	1- 0	4- 0				
0- 0	0- 0	0- 0	NEUTRAL	0- 0	0- 0	0- 0				
11- 5	1- 1	0- 0	CONFERENCE	1- 3	2- 1	7- 0				
6- 3	1- 0	0- 0	HOME	0- 2	1- 1	4- 0				
5- 2	0- 1	0- 0	AWAY	1- 1	1- 0	3- 0				
0- 0	0- 0	0- 0	NEUTRAL	0- 0	0- 0	0- 0				

RPI	S	Opponent	Score	RPI	S	Opponent	Score	RPI	S	Opponent	Score	RPI	S	Opponent	Score
12	A	BYU	60 68					59	A	St. Mary's (CA)	60 68	102	A	San Francisco	67 58
12	H	BYU	78 65					59	H	St. Mary's (CA)	68 73	102	H	San Francisco	54 59
								61	A	Santa Clara	70 58	108	H	Gonzaga	63 54
								61	H	Santa Clara	47 61	129	H	Akron	86 65
								73	H	Washington St.	72 78	133	A	Fresno St.	72 68
												134	H	Arizona	59 54
												154	A	Pacific	59 56
												154	H	Pacific	69 56
												161	A	Montana St.	62 49
												241	A	Loyola Marymount	75 67
												241	H	Loyola Marymount	82 58
												243	H	Valparaiso	76 60
												250	A	San Diego St.	60 53
												264	A	Pepperdine	70 54
												264	H	Pepperdine	74 55
												287	H	Portland	71 43
												298	H	CSUN	86 64
												322	A	Nevada	84 47
												338	A	Cal St. Fullerton	53 44
LAST 12 Division I GAMES:															
12	A	BYU	60 68	264	A	Pepperdine	70 54								
102	H	San Francisco	54 59	241	H	Loyola Marymount	82 58								
61	H	Santa Clara	47 61	264	H	Pepperdine	74 55								
154	A	Pacific	59 56	108	H	Gonzaga	63 54								
59	A	St. Mary's (CA)	60 68	287	H	Portland	71 43								
241	A	Loyola Marymount	75 67	61	A	Santa Clara	70 58								

Non-Div I Games: Hope Int'l 90 52

San Diego

■ Loss,
 ■ Non-Conf,
 ■ S Site,
 ■ Home
 ■ A Away
 N Neutral

Average RPI Win:	246	WON-LOST	WINNING	LAST 10	STRENGTH OF	OPP. STRENGTH	TEAM	ADJ.	CONF.	ADJ CONF.
Average RPI Loss:	148	RECORD	PCT. RANK	GAMES	SCHEDULE	OF SCHEDULE	RPI	RPI	RPI	RPI
DIV. I ONLY	9- 15	243	4- 6	203	197	250	250	19	19	
DIV. I NON-CONF.	4- 6	201	0- 0	254	196	260	260	20	20	
TOTALS	RPI 1-25	RPI 26-50	W-L RECORDS	RPI 51-100	RPI 101-150	RPI 150+				
9- 15	0- 0	0- 3	OVERALL	0- 2	1- 3	8- 7				
5- 8	0- 0	0- 1	HOME	0- 2	1- 1	4- 4				
4- 7	0- 0	0- 2	AWAY	0- 0	0- 2	4- 3				
0- 0	0- 0	0- 0	NEUTRAL	0- 0	0- 0	0- 0				
4- 6	0- 0	0- 1	NON-CONFERENCE	0- 2	0- 1	4- 2				
3- 3	0- 0	0- 0	HOME	0- 2	0- 0	3- 1				
1- 3	0- 0	0- 1	AWAY	0- 0	0- 1	1- 1				
0- 0	0- 0	0- 0	NEUTRAL	0- 0	0- 0	0- 0				
5- 9	0- 0	0- 2	CONFERENCE	0- 0	1- 2	4- 5				
2- 5	0- 0	0- 1	HOME	0- 0	1- 1	1- 3				
3- 4	0- 0	0- 1	AWAY	0- 0	0- 1	3- 2				
0- 0	0- 0	0- 0	NEUTRAL	0- 0	0- 0	0- 0				

RPI	S	Opponent	Score	RPI	S	Opponent	Score	RPI	S	Opponent	Score	RPI	S	Opponent	Score	Team's RPI: 250
31	A	Washington	51 80	54	H	UC Riverside	68 85	133	A	Fresno St.	49 54	133	H	Fresno St.	65 54	
44	A	Colorado St.	54 70	77	H	San Diego	53 60	135	A	Long Beach St.	54 74	144	H	Boise St.	45 75	
44	H	Colorado St.	57 60					179	H	Wisconsin	63 57	180	A	New Mexico	51 46	
								186	H	UC Davis	54 65	194	A	San Jose St.	73 78	
								194	H	San Jose St.	87 70	202	A	Utah St.	59 72	
								202	H	Utah St.	36 55	212	H	UNLV	41 55	
								236	A	Wyoming	84 77	241	A	Loyola Marymount	65 92	
								298	A	CSUN	67 65	314	H	North Dakota St.	64 54	
								322	H	Nevada	64 70	338	H	Cal St. Fullerton	54 43	
								344	A	Air Force	69 66					
LAST 12 Division I GAMES:																
194	H	San Jose St.	87 70	322	H	Nevada	64 70									
344	A	Air Force	69 66	202	A	Utah St.	59 72									
133	H	Fresno St.	65 54	133	A	Fresno St.	49 54									
180	A	New Mexico	51 46	144	H	Boise St.	45 75									
44	A	Colorado St.	54 70	44	H	Colorado St.	57 60									
212	H	UNLV	41 55	194	A	San Jose St.	73 78									

Non-Div I Games: San Diego Christian60 25

San Diego St.

San Francisco

Through Games Of Feb. 21, 2016

Average RPI Win:	199	WON-LOST	WINNING	LAST 10	STRENGTH OF	OPP. STRENGTH	TEAM	ADJ.	CONF.	ADJ CONF.
Average RPI Loss:	94	RECORD	PCT. RANK	GAMES	SCHEDULE	OF SCHEDULE	RPI	RPI	RPI	RPI
DIV. I ONLY	15- 10	112	7- 3	126	101	102	102	8	8	
DIV. I NON-CONF.	7- 2	57	0- 0	209	163	82	82	9	9	
TOTALS	RPI 1-25	RPI 26-50	W-L RECORDS	RPI 51-100	RPI 101-150	RPI 150+				
15- 10	0- 2	0- 0	OVERALL	2- 4	3- 1	10- 3				
6- 5	0- 1	0- 0	HOME	1- 3	2- 0	3- 1				
9- 5	0- 1	0- 0	AWAY	1- 1	1- 1	7- 2				
0- 0	0- 0	0- 0	NEUTRAL	0- 0	0- 0	0- 0				
7- 2	0- 0	0- 0	NON-CONFERENCE	1- 0	2- 0	4- 2				
2- 1	0- 0	0- 0	HOME	1- 0	1- 0	0- 1				
5- 1	0- 0	0- 0	AWAY	0- 0	1- 0	4- 1				
0- 0	0- 0	0- 0	NEUTRAL	0- 0	0- 0	0- 0				
8- 8	0- 2	0- 0	CONFERENCE	1- 4	1- 1	6- 1				
4- 4	0- 1	0- 0	HOME	0- 3	1- 0	3- 0				
4- 4	0- 1	0- 0	AWAY	1- 1	0- 1	3- 1				
0- 0	0- 0	0- 0	NEUTRAL	0- 0	0- 0	0- 0				

RPI	S	Opponent	Score	RPI	S	Opponent	Score	RPI	S	Opponent	Score	RPI	S	Opponent	Score	Team's RPI: 102
12	A	BYU	62 65					54	H	UC Riverside	88 76	108	A	Gonzaga	47 68	
12	H	BYU	57 66					59	H	St. Mary's (CA)	68 78	108	H	Gonzaga	71 52	
								61	A	Santa Clara	57 68	114	H	North Dakota	74 57	
								61	H	Santa Clara	57 59	135	A	Long Beach St.	66 52	
								77	A	San Diego	59 54	154	A	Pacific	57 70	
								77	H	San Diego	58 67	168	A	Sacramento St.	95 94	
												192	H	Cal Poly	61 62	
												194	A	San Jose St.	82 78	
												206	A	Utah Valley	88 94	
												223	A	North Texas	69 61	
												241	A	Loyola Marymount	75 73	
												241	H	Loyola Marymount	81 72	
												264	A	Pepperdine	81 74	
												264	H	Pepperdine	99 75	
												287	A	Portland	82 63	
												287	H	Portland	90 69	
												322	A	Nevada	70 62	
LAST 12 Division I GAMES:																
241	H	Loyola Marymount	81 72	287	H	Portland	90 69									
264	H	Pepperdine	99 75	61	A	Santa Clara	57 68									
77	A	San Diego	59 54	264	A	Pepperdine	81 74									
12	A	BYU	62 65	241	A	Loyola Marymount	75 73									
61	H	Santa Clara	57 59	12	H	BYU	57 66									
108	H	Gonzaga	71 52	77	H	San Diego	58 67									

Non-Div I Games: Holy Names 77 31 San Fran. St. 73 45

San Francisco

Loss, Non-Conf, S Site, H Home A Away N Neutral

Average RPI Win:	256	WON-LOST	WINNING	LAST 10	STRENGTH OF	OPP. STRENGTH	TEAM	ADJ.	CONF.	ADJ CONF.
Average RPI Loss:	117	RECORD	PCT. RANK	GAMES	SCHEDULE	OF SCHEDULE	RPI	RPI	RPI	RPI
DIV. I ONLY	10- 15	233	5- 5	118	219	194	194	19	19	
DIV. I NON-CONF.	1- 9	325	0- 0	56	185	272	272	20	20	
TOTALS	RPI 1-25	RPI 26-50	W-L RECORDS	RPI 51-100	RPI 101-150	RPI 150+				
10- 15	0- 0	0- 2	OVERALL	0- 5	1- 4	9- 4				
5- 7	0- 0	0- 1	HOME	0- 2	0- 4	5- 0				
5- 8	0- 0	0- 1	AWAY	0- 3	1- 0	4- 4				
0- 0	0- 0	0- 0	NEUTRAL	0- 0	0- 0	0- 0				
1- 9	0- 0	0- 0	NON-CONFERENCE	0- 5	0- 2	1- 2				
1- 4	0- 0	0- 0	HOME	0- 2	0- 2	1- 0				
0- 5	0- 0	0- 0	AWAY	0- 3	0- 0	0- 2				
0- 0	0- 0	0- 0	NEUTRAL	0- 0	0- 0	0- 0				
9- 6	0- 0	0- 2	CONFERENCE	0- 0	1- 2	8- 2				
4- 3	0- 0	0- 1	HOME	0- 0	0- 2	4- 0				
5- 3	0- 0	0- 1	AWAY	0- 0	1- 0	4- 2				
0- 0	0- 0	0- 0	NEUTRAL	0- 0	0- 0	0- 0				

RPI S	Opponent	Score	RPI S	Opponent	Score	RPI S	Opponent	Score	RPI S	Opponent	Score	Team's RPI: 194
44	A Colorado St.	54 76	44	H Colorado St.	78 80	59	A St. Mary's (CA)	81 91	102	H San Francisco	78 82	
						60	A Oregon	74 104	120	H Hawaii	73 76	
						66	H South Dakota	77 87	133	A Fresno St.	66 64	
						73	A Washington St.	80 95	133	H Fresno St.	54 59	
						93	H New Mexico St.	66 75	144	H Boise St.	75 78	
									154	A Pacific	69 81	
									180	A New Mexico	57 71	
									180	H New Mexico	59 58	
									202	A Utah St.	86 74	
									212	H UNLV	69 61	
									236	A Wyoming	67 66	
									240	A CSU Bakersfield	88 90	
									250	A San Diego St.	70 87	
									250	H San Diego St.	78 73	
									322	A Nevada	76 63	
									337	H UC Irvine	79 58	
									344	A Air Force	72 49	
									344	H Air Force	81 60	
LAST 12 Division I GAMES:												
250	A San Diego St.	70 87	44	H Colorado St.	78 80							
322	A Nevada	76 63	180	A New Mexico	57 71							
180	H New Mexico	59 58	144	H Boise St.	75 78							
212	H UNLV	69 61	133	H Fresno St.	54 59							
133	A Fresno St.	66 64	236	A Wyoming	67 66							
344	A Air Force	72 49	44	A Colorado St.	54 76							

Non-Div I Games: Southern Ore. 92 78

San Jose St.

Santa Clara

Through Games Of Feb. 21, 2016

Average RPI Win:	195	WON-LOST	WINNING	LAST 10	STRENGTH OF	OPP. STRENGTH	TEAM	ADJ.	CONF.	ADJ CONF.
Average RPI Loss:	47	RECORD	PCT. RANK	GAMES	SCHEDULE	OF SCHEDULE	RPI	RPI	RPI	RPI
DIV. I ONLY	19- 6	44	9- 1	173	80	61	61	8	8	
DIV. I NON-CONF.	7- 2	57	0- 0	282	40	89	89	9	9	
TOTALS	RPI 1-25	RPI 26-50	W-L RECORDS	RPI 51-100	RPI 101-150	RPI 150+				
19- 6	1- 2	0- 2	OVERALL	2- 1	4- 1	12- 0				
9- 2	0- 1	0- 0	HOME	0- 1	3- 0	6- 0				
9- 4	1- 1	0- 2	AWAY	2- 0	1- 1	5- 0				
1- 0	0- 0	0- 0	NEUTRAL	0- 0	0- 0	1- 0				
7- 2	1- 0	0- 2	NON-CONFERENCE	0- 0	1- 0	5- 0				
3- 0	0- 0	0- 0	HOME	0- 0	1- 0	2- 0				
3- 2	1- 0	0- 2	AWAY	0- 0	0- 0	2- 0				
1- 0	0- 0	0- 0	NEUTRAL	0- 0	0- 0	1- 0				
12- 4	0- 2	0- 0	CONFERENCE	2- 1	3- 1	7- 0				
6- 2	0- 1	0- 0	HOME	0- 1	2- 0	4- 0				
6- 2	0- 1	0- 0	AWAY	2- 0	1- 1	3- 0				
0- 0	0- 0	0- 0	NEUTRAL	0- 0	0- 0	0- 0				

RPI 1-25					RPI 26-50					RPI 51-100					Team's RPI: 61		RPI 101+				
RPI	S	Opponent	Score		RPI	S	Opponent	Score		RPI	S	Opponent	Score			RPI	S	Opponent	Score		
10	A	Stanford	61	58	31	A	Washington	55	100	59	A	St. Mary's (CA)	73	67		102	A	San Francisco	59	57	
12	A	BYU	63	70	42	A	Southern California	46	81	77	A	San Diego	61	47		102	H	San Francisco	68	57	
12	H	BYU	63	68						77	H	San Diego	58	70		108	A	Gonzaga	44	53	
																108	H	Gonzaga	71	64	
																141	H	Texas Tech	75	70	
																154	H	Pacific	76	52	
																192	A	Cal Poly	69	63	
																241	A	Loyola Marymount	57	56	
																241	H	Loyola Marymount	68	41	
																255	A	UC Santa Barbara	48	37	
																255	H	UC Santa Barbara	66	48	
																264	A	Pepperdine	62	60	
																264	H	Pepperdine	84	50	
																287	A	Portland	67	45	
																287	H	Portland	66	47	
																326	N	Evansville	62	44	
																344	H	Air Force	68	34	
LAST 12 Division I GAMES:																					
264	H	Pepperdine	84	50	108	H	Gonzaga	71	64												
241	H	Loyola Marymount	68	41	102	H	San Francisco	68	57												
12	A	BYU	63	70	241	A	Loyola Marymount	57	56												
77	A	San Diego	61	47	264	A	Pepperdine	62	60												
102	A	San Francisco	59	57	77	H	San Diego	58	70												
287	H	Portland	66	47	12	H	BYU	63	68												

Non-Div I Games: Hope Int'l 78 54 Simpson (CA) 112 34

Santa Clara

Loss, Non-Conf, S Site, H Home A Away N Neutral

Average RPI Win:	311	WON-LOST	WINNING	LAST 10	STRENGTH OF	OPP. STRENGTH	TEAM	ADJ.	CONF.	ADJ CONF.
Average RPI Loss:	186	RECORD	PCT. RANK	GAMES	SCHEDULE	OF SCHEDULE	RPI	RPI	RPI	RPI
DIV. I ONLY	6- 16	283	4- 6	275	314	294	294	31	31	
DIV. I NON-CONF.	1- 8	320	0- 0	55	105	229	229	30	30	
TOTALS	RPI 1-25	RPI 26-50	W-L RECORDS	RPI 51-100	RPI 101-150	RPI 150+				
6- 16	0- 2	0- 1	OVERALL	0- 2	0- 0	6- 11				
3- 5	0- 0	0- 0	HOME	0- 1	0- 0	3- 4				
3- 11	0- 2	0- 1	AWAY	0- 1	0- 0	3- 7				
0- 0	0- 0	0- 0	NEUTRAL	0- 0	0- 0	0- 0				
1- 8	0- 2	0- 1	NON-CONFERENCE	0- 2	0- 0	1- 3				
0- 2	0- 0	0- 0	HOME	0- 1	0- 0	0- 1				
1- 6	0- 2	0- 1	AWAY	0- 1	0- 0	1- 2				
0- 0	0- 0	0- 0	NEUTRAL	0- 0	0- 0	0- 0				
5- 8	0- 0	0- 0	CONFERENCE	0- 0	0- 0	5- 8				
3- 3	0- 0	0- 0	HOME	0- 0	0- 0	3- 3				
2- 5	0- 0	0- 0	AWAY	0- 0	0- 0	2- 5				
0- 0	0- 0	0- 0	NEUTRAL	0- 0	0- 0	0- 0				

RPI 1-25				RPI 26-50				RPI 51-100				RPI 101+ Team's RPI: 294			
RPI	S	Opponent	Score	RPI	S	Opponent	Score	RPI	S	Opponent	Score	RPI	S	Opponent	Score
18	A	Oklahoma St.	48 76	31	A	Mississippi St.	25 92	52	A	Rutgers	26 65	152	A	Jacksonville	52 65
21	A	Florida	34 99					56	H	Auburn	40 62	158	A	Hampton	53 65
												234	H	Morgan St.	60 66
												247	A	N.C. A&T	31 60
												247	H	N.C. A&T	59 69
												260	A	Bethune-Cookman	44 50
												266	H	Coppin St.	57 55
												276	H	Ga. Southern	48 64
												281	A	Alabama St.	60 49
												289	A	Jacksonville St.	35 50
												291	A	Florida A&M	38 59
												292	H	UMES	60 42
												310	A	South Carolina St.	43 56
												328	H	Delaware St.	59 67
												331	A	Howard	69 64
												346	A	Norfolk St.	68 53
												349	H	N.C. Central	57 39
LAST 12 Division I GAMES:															
331	A	Howard	69 64	346	A	Norfolk St.	68 53								
310	A	South Carolina St.	43 56	158	A	Hampton	53 65								
266	H	Coppin St.	57 55	328	H	Delaware St.	59 67								
234	H	Morgan St.	60 66	292	H	UMES	60 42								
260	A	Bethune-Cookman	44 50	349	H	N.C. Central	57 39								
247	A	N.C. A&T	31 60	247	H	N.C. A&T	59 69								

Non-Div I Games: Columbia (SC) 101 34 Allen 72 46

Savannah St.

Average RPI Win:	274	WON-LOST	WINNING	LAST 10	STRENGTH OF	OPP. STRENGTH	TEAM	ADJ.	CONF.	ADJ CONF.
Average RPI Loss:	163	RECORD	PCT. RANK	GAMES	SCHEDULE	OF SCHEDULE	RPI	RPI	RPI	RPI
DIV. I ONLY	8- 18	274	1- 9	175	304	254	254	25	25	
DIV. I NON-CONF.	5- 9	233	0- 0	103	288	180	180	25	25	
TOTALS	RPI 1-25	RPI 26-50	W-L RECORDS	RPI 51-100	RPI 101-150	RPI 150+				
8- 18	0- 0	0- 2	OVERALL	0- 4	0- 3	8- 9				
3- 8	0- 0	0- 0	HOME	0- 2	0- 2	3- 4				
5- 9	0- 0	0- 1	AWAY	0- 2	0- 1	5- 5				
0- 1	0- 0	0- 1	NEUTRAL	0- 0	0- 0	0- 0				
5- 9	0- 0	0- 2	NON-CONFERENCE	0- 2	0- 3	5- 2				
1- 4	0- 0	0- 0	HOME	0- 1	0- 2	1- 1				
4- 4	0- 0	0- 1	AWAY	0- 1	0- 1	4- 1				
0- 1	0- 0	0- 1	NEUTRAL	0- 0	0- 0	0- 0				
3- 9	0- 0	0- 0	CONFERENCE	0- 2	0- 0	3- 7				
2- 4	0- 0	0- 0	HOME	0- 1	0- 0	2- 3				
1- 5	0- 0	0- 0	AWAY	0- 1	0- 0	1- 4				
0- 0	0- 0	0- 0	NEUTRAL	0- 0	0- 0	0- 0				

RPI S	Opponent	Score	RPI S	Opponent	Score	RPI S	Opponent	Score	RPI S	Opponent	Score	Team's RPI: 254
31	A Washington	55 96	54	H UC Riverside	70 92	135	H Long Beach St.	57 69				
38	N Princeton	48 85	60	A Oregon	62 82	137	A Idaho	60 64				
			93	A New Mexico St.	54 69	144	H Boise St.	66 84				
			93	H New Mexico St.	56 66	161	H Montana St.	51 80				
						191	A Montana	58 44				
						206	H Utah Valley	44 61				
						207	A UTRGV	74 71				
						207	H UTRGV	71 76				
						230	A Grand Canyon	53 60				
						230	H Grand Canyon	54 67				
						232	A Idaho St.	67 83				
						240	A CSU Bakersfield	68 76				
						241	A Loyola Marymount	78 69				
						296	H Denver	59 51				
						298	A CSUN	62 56				
						301	A UMKC	43 64				
						301	H UMKC	69 63				
						315	A Portland St.	85 64				
						340	A Chicago St.	49 57				
						340	H Chicago St.	59 45				
LAST 12 Division I GAMES:												
93	H New Mexico St.	56 66	206	H Utah Valley	44 61							
207	H UTRGV	71 76	207	A UTRGV	74 71							
230	A Grand Canyon	53 60	93	A New Mexico St.	54 69							
301	A UMKC	43 64	240	A CSU Bakersfield	68 76							
340	A Chicago St.	49 57	340	H Chicago St.	59 45							
230	H Grand Canyon	54 67	301	H UMKC	69 63							

Non-Div I Games: Evergreen St. 81 38

Seattle

Average RPI Win: 134	WON-LOST	WINNING	LAST 10	STRENGTH OF	OPP. STRENGTH	TEAM	ADJ.	CONF.	ADJ CONF.
Average RPI Loss: 52	RECORD	PCT. RANK	GAMES	SCHEDULE	OF SCHEDULE	RPI	RPI	RPI	RPI
DIV. I ONLY	20- 7	47	7- 3	64	58	34	34	6	6
DIV. I NON-CONF.	10- 1	19	0- 0	46	39	5	5	6	6
TOTALS	RPI 1-25	RPI 26-50	W-L RECORDS	RPI 51-100	RPI 101-150	RPI 150+			
20- 7	1- 2	3- 3	OVERALL	3- 2	7- 0	6- 0			
9- 3	0- 1	2- 1	HOME	2- 1	1- 0	4- 0			
9- 4	1- 1	0- 2	AWAY	1- 1	5- 0	2- 0			
2- 0	0- 0	1- 0	NEUTRAL	0- 0	1- 0	0- 0			
10- 1	0- 1	2- 0	NON-CONFERENCE	1- 0	4- 0	3- 0			
5- 0	0- 0	1- 0	HOME	1- 0	0- 0	3- 0			
3- 1	0- 1	0- 0	AWAY	0- 0	3- 0	0- 0			
2- 0	0- 0	1- 0	NEUTRAL	0- 0	1- 0	0- 0			
10- 6	1- 1	1- 3	CONFERENCE	2- 2	3- 0	3- 0			
4- 3	0- 1	1- 1	HOME	1- 1	1- 0	1- 0			
6- 3	1- 0	0- 2	AWAY	1- 1	2- 0	2- 0			
0- 0	0- 0	0- 0	NEUTRAL	0- 0	0- 0	0- 0			






































































































RPI 1-25				RPI 26-50				Team's RPI: 34				RPI 51-100				RPI 101+			
RPI	S	Opponent	Score	RPI	S	Opponent	Score	RPI	S	Opponent	Score	RPI	S	Opponent	Score	RPI	S	Opponent	Score
20	A	Georgia	52 70	38	H	Princeton	71 64	52	H	Rutgers	77 49	104	A	Saint Joseph's	66 54				
22	A	DePaul	83 74	43	N	North Carolina St.	58 55	88	A	Marquette	82 89	107	N	UNI	57 49				
22	H	DePaul	74 86	45	A	St. John's (NY)	69 71	88	H	Marquette	99 68	117	A	Liberty	92 56				
				45	H	St. John's (NY)	64 72	94	A	Georgetown	83 75	140	A	Creighton	86 82				
				50	A	Villanova	45 55	94	H	Georgetown	65 73	147	A	Xavier	72 67				
				50	H	Villanova	60 50					147	H	Xavier	82 66				
												148	A	UT Arlington	61 54				
												177	H	Fordham	66 54				
												183	A	Butler	72 67				
												183	H	Butler	98 77				
												242	H	Bryant	93 57				
												259	A	Providence	64 54				
												334	H	Saint Peter's	81 65				
LAST 12 Division I GAMES:																			
				147	A	Xavier	72 67	22	A	DePaul	83 74								
				183	A	Butler	72 67	183	H	Butler	98 77								
				50	H	Villanova	60 50	147	H	Xavier	82 66								
				94	H	Georgetown	65 73	94	A	Georgetown	83 75								
				45	H	St. John's (NY)	64 72	50	A	Villanova	45 55								
				88	A	Marquette	82 89	45	A	St. John's (NY)	69 71								

Non-Div I Games:

Seton Hall






■ Loss,
 ■ Non-Conf,
 ■ S Site,
 ■ H Home
 ■ A Away
 N Neutral

Average RPI Win: 266	WON-LOST	WINNING	LAST 10	STRENGTH OF	OPP. STRENGTH	TEAM	ADJ.	CONF.	ADJ CONF.
Average RPI Loss: 170	RECORD	PCT. RANK	GAMES	SCHEDULE	OF SCHEDULE	RPI	RPI	RPI	RPI
DIV. I ONLY	12- 16	218	1- 7	213	283	220	220	23	23
DIV. I NON-CONF.	3- 7	248	1- 1	168	324	218	218	24	24
TOTALS	RPI 1-25	RPI 26-50	W-L RECORDS	RPI 51-100	RPI 101-150	RPI 150+			
12- 16	0- 0	0- 2	OVERALL	0- 2	0- 3	12- 9			
5- 5	0- 0	0- 1	HOME	0- 1	0- 1	5- 2			
6- 10	0- 0	0- 1	AWAY	0- 1	0- 2	6- 6			
1- 1	0- 0	0- 0	NEUTRAL	0- 0	0- 0	1- 1			
3- 7	0- 0	0- 2	NON-CONFERENCE	0- 0	0- 1	3- 4			
0- 2	0- 0	0- 1	HOME	0- 0	0- 0	0- 1			
2- 4	0- 0	0- 1	AWAY	0- 0	0- 1	2- 2			
1- 1	0- 0	0- 0	NEUTRAL	0- 0	0- 0	1- 1			
9- 9	0- 0	0- 0	CONFERENCE	0- 2	0- 2	9- 5			
5- 3	0- 0	0- 0	HOME	0- 1	0- 1	5- 1			
4- 6	0- 0	0- 0	AWAY	0- 1	0- 1	4- 4			
0- 0	0- 0	0- 0	NEUTRAL	0- 0	0- 0	0- 0			

RPI S	Opponent	Score	RPI S	Opponent	Score	RPI S	Opponent	Score	RPI S	Opponent	Score	Team's RPI: 220
			35   St. Bonaventure	40  57	99   Quinnipiac	52  94	121   Iona	51  63				
			47   Albany (NY)	42  61	99   Quinnipiac	59  69	121   Iona	51  64				
							136   Southern Ill.	54  73				
							160   Northeastern	67  70				
							171   Marist	37  66				
							198   Fairfield	55  67				
							198   Fairfield	51  71				
							210   Canisius	58 52				
							210   Canisius	61 57				
							229   Manhattan	49  56				
							229   Manhattan	60 59				
							233   Navy	58  59				
							234 N  Morgan St.	69 46				
							238   New Hampshire	57 53				
							251   Monmouth	69 63				
							251   Monmouth	64 54				
							281 N  Alabama St.	53  57				
							286   Rider	58  70				
							286   Rider	66 45				
							306   Colgate	50  52				
							308   Niagara	59 51				
							312   Fairleigh Dickinson	81 65				
							334   Saint Peter's	64 55				
							334   Saint Peter's	59 58				
LAST 12 Division I GAMES:												
			234 N  Morgan St.	69 46			198   Fairfield	55  67				
			281 N  Alabama St.	53  57			99   Quinnipiac	59  69				
			121   Iona	51  63			334   Saint Peter's	64 55				
			198   Fairfield	51  71			171   Marist	37  66				
			229   Manhattan	49  56			99   Quinnipiac	52  94				
			121   Iona	51  64			210   Canisius	61 57				

Non-Div I Games:

Siena

 Loss,
  Non-Conf,
  S Site,
  H Home
  A Away
 N Neutral

Average RPI Win:	243	WON-LOST	WINNING	LAST 10	STRENGTH OF	OPP. STRENGTH	TEAM	ADJ.	CONF.	ADJ CONF.
Average RPI Loss:	142	RECORD	PCT. RANK	GAMES	SCHEDULE	OF SCHEDULE	RPI	RPI	RPI	RPI
DIV. I ONLY	11- 12	191	7- 3	186	211	188	188	16	16	
DIV. I NON-CONF.	2- 5	253	0- 0	181	250	233	233	14	14	
TOTALS	RPI 1-25	RPI 26-50	W-L RECORDS	RPI 51-100	RPI 101-150	RPI 150+				
11- 12	0- 1	0- 2	OVERALL	0- 0	1- 5	10- 4				
5- 6	0- 1	0- 1	HOME	0- 0	1- 2	4- 2				
6- 6	0- 0	0- 1	AWAY	0- 0	0- 2	6- 2				
0- 0	0- 0	0- 0	NEUTRAL	0- 0	0- 0	0- 0				
2- 5	0- 1	0- 0	NON-CONFERENCE	0- 0	0- 2	2- 2				
0- 3	0- 1	0- 0	HOME	0- 0	0- 1	0- 1				
2- 2	0- 0	0- 0	AWAY	0- 0	0- 1	2- 1				
0- 0	0- 0	0- 0	NEUTRAL	0- 0	0- 0	0- 0				
9- 7	0- 0	0- 2	CONFERENCE	0- 0	1- 3	8- 2				
5- 3	0- 0	0- 1	HOME	0- 0	1- 1	4- 1				
4- 4	0- 0	0- 1	AWAY	0- 0	0- 2	4- 1				
0- 0	0- 0	0- 0	NEUTRAL	0- 0	0- 0	0- 0				

RPI 1-25				RPI 26-50				RPI 51-100				RPI 101+ Team's RPI: 188			
RPI	S	Opponent	Score	RPI	S	Opponent	Score	RPI	S	Opponent	Score	RPI	S	Opponent	Score
21	H	Florida	60 72	41	A	Arkansas St.	51 58					125	A	Little Rock	43 74
				41	H	Arkansas St.	53 66					125	H	Little Rock	34 47
												127	A	La.-Lafayette	50 69
												145	H	UAB	39 53
												148	H	UT Arlington	59 55
												149	A	Southern Miss.	51 71
												165	A	Southern U.	45 50
												182	A	Troy	75 71
												182	H	Troy	65 63
												222	H	Texas St.	71 73
												230	A	Grand Canyon	59 56
												267	H	UCF	36 77
												268	A	Georgia St.	60 52
												268	H	Georgia St.	83 45
												272	A	Appalachian St.	68 54
												272	H	Appalachian St.	71 55
												276	A	Ga. Southern	43 57
												276	H	Ga. Southern	48 45
												281	A	Alabama St.	47 43
												290	A	La.-Monroe	63 57
LAST 12 Division I GAMES:															
				272	A	Appalachian St.	68 54					272	H	Appalachian St.	71 55
				182	H	Troy	65 63					182	A	Troy	75 71
				276	H	Ga. Southern	48 45					290	A	La.-Monroe	63 57
				268	H	Georgia St.	83 45					127	A	La.-Lafayette	50 69
				125	A	Little Rock	43 74					148	H	UT Arlington	59 55
				41	A	Arkansas St.	51 58					222	H	Texas St.	71 73

Non-Div I Games: Spring Hill 64 49 William Carey 66 30

South Ala.

Loss, Non-Conf, S Site, H Home A Away N Neutral

South Carolina

Through Games Of Feb. 21, 2016

Average RPI Win:	93	WON-LOST	WINNING	LAST 10	STRENGTH OF	OPP. STRENGTH	TEAM	ADJ.	CONF.	ADJ CONF.
Average RPI Loss:	3	RECORD	PCT. RANK	GAMES	SCHEDULE	OF SCHEDULE	RPI	RPI	RPI	RPI
DIV. I ONLY	25- 1	3	9- 1	5	3	2	2	2	2	2
DIV. I NON-CONF.	12- 1	9	0- 1	85	6	12	12	2	2	2
TOTALS	RPI 1-25	RPI 26-50	W-L RECORDS	RPI 51-100	RPI 101-150	RPI 150+				
25- 1	10- 1	2- 0	OVERALL	4- 0	2- 0	7- 0				
13- 1	5- 1	1- 0	HOME	2- 0	1- 0	4- 0				
9- 0	4- 0	1- 0	AWAY	2- 0	1- 0	1- 0				
3- 0	1- 0	0- 0	NEUTRAL	0- 0	0- 0	2- 0				
12- 1	3- 1	0- 0	NON-CONFERENCE	2- 0	1- 0	6- 0				
6- 1	1- 1	0- 0	HOME	2- 0	0- 0	3- 0				
3- 0	1- 0	0- 0	AWAY	0- 0	1- 0	1- 0				
3- 0	1- 0	0- 0	NEUTRAL	0- 0	0- 0	2- 0				
13- 0	7- 0	2- 0	CONFERENCE	2- 0	1- 0	1- 0				
7- 0	4- 0	1- 0	HOME	0- 0	1- 0	1- 0				
6- 0	3- 0	1- 0	AWAY	2- 0	0- 0	0- 0				
0- 0	0- 0	0- 0	NEUTRAL	0- 0	0- 0	0- 0				

RPI	S	Opponent	Score	RPI	S	Opponent	Score	RPI	S	Opponent	Score	RPI	S	Opponent	Score
3	H	UConn	54 66	28	H	Missouri	83 58	53	H	Duke	66 55	120	A	Hawaii	67 51
5	H	Ohio St.	88 80	31	A	Mississippi St.	57 51	56	A	Auburn	74 58	131	H	Arkansas	85 32
8	N	Arizona St.	60 58					82	A	Vanderbilt	71 61	158	H	Hampton	86 48
9	A	UCLA	68 65					97	H	Elon	78 63	159	N	East Carolina	88 57
13	A	Texas A&M	70 63									164	H	Ole Miss	81 62
13	H	Texas A&M	59 58									240	N	CSU Bakersfield	90 71
15	A	Kentucky	73 62									249	A	Clemson	67 41
15	H	Kentucky	78 68									297	H	UNCG	92 44
20	H	Georgia	61 51									318	H	Winthrop	86 37
21	H	Florida	86 71												
24	A	Tennessee	62 56												
LAST 12 Division I GAMES:															
20	H	Georgia	61 51	164	H	Ole Miss	81 62								
24	A	Tennessee	62 56	31	A	Mississippi St.	57 51								
21	H	Florida	86 71	56	A	Auburn	74 58								
3	H	UConn	54 66	13	H	Texas A&M	59 58								
15	H	Kentucky	78 68	15	A	Kentucky	73 62								
13	A	Texas A&M	70 63	28	H	Missouri	83 58								

Non-Div I Games:

South Carolina

Loss, Non-Conf, S Site, H Home A Away N Neutral

Season Carolina Bait				Through Games Of Feb. 11, 1910						
Average RPI Win:	313	WON-LOST	WINNING	LAST 10	STRENGTH OF	OPP. STRENGTH	TEAM	ADJ.	CONF.	ADJ CONF.
Average RPI Loss:	220	RECORD	PCT. RANK	GAMES	SCHEDULE	OF SCHEDULE	RPI	RPI	RPI	RPI
DIV. I ONLY	8- 13	242	4- 6	344	339	310	310	31	31	
DIV. I NON-CONF.	2- 6	272	0- 0	293	272	287	287	30	30	
TOTALS	RPI 1-25	RPI 26-50	W-L RECORDS	RPI 51-100	RPI 101-150	RPI 150+				
8- 13	0- 0	0- 0	OVERALL	0- 0	0- 2	8- 11				
5- 3	0- 0	0- 0	HOME	0- 0	0- 0	5- 3				
3- 9	0- 0	0- 0	AWAY	0- 0	0- 1	3- 8				
0- 1	0- 0	0- 0	NEUTRAL	0- 0	0- 1	0- 0				
2- 6	0- 0	0- 0	NON-CONFERENCE	0- 0	0- 2	2- 4				
1- 0	0- 0	0- 0	HOME	0- 0	0- 0	1- 0				
1- 5	0- 0	0- 0	AWAY	0- 0	0- 1	1- 4				
0- 1	0- 0	0- 0	NEUTRAL	0- 0	0- 1	0- 0				
6- 7	0- 0	0- 0	CONFERENCE	0- 0	0- 0	6- 7				
4- 3	0- 0	0- 0	HOME	0- 0	0- 0	4- 3				
2- 4	0- 0	0- 0	AWAY	0- 0	0- 0	2- 4				
0- 0	0- 0	0- 0	NEUTRAL	0- 0	0- 0	0- 0				

RPI 1-25				RPI 26-50				RPI 51-100				RPI 101+ Team's RPI: 310			
RPI	S	Opponent	Score	RPI	S	Opponent	Score	RPI	S	Opponent	Score	RPI	S	Opponent	Score
												111	N	Central Ark.	38 51
												145	A	UAB	38 71
												152	A	Jacksonville	47 79
												158	A	Hampton	50 63
												167	A	Davidson	51 63
												225	A	Furman	46 59
												234	H	Morgan St.	56 62
												247	H	N.C. A&T	54 57
												249	A	Clemson	54 63
												260	A	Bethune-Cookman	50 65
												266	H	Coppin St.	67 63
												291	A	Florida A&M	68 62
												292	A	UMES	55 61
												292	H	UMES	56 63
												294	H	Savannah St.	56 43
												305	H	Wofford	60 47
												324	A	North Florida	53 48
												328	A	Delaware St.	61 79
												328	H	Delaware St.	61 48
												346	A	Norfolk St.	60 52
												349	H	N.C. Central	58 51
LAST 12 Division I GAMES:															
				292	A	UMES	55 61	346	A	Norfolk St.	60 52				
				294	H	Savannah St.	56 43	292	H	UMES	56 63				
				234	H	Morgan St.	56 62	328	H	Delaware St.	61 48				
				266	H	Coppin St.	67 63	247	H	N.C. A&T	54 57				
				328	A	Delaware St.	61 79	349	H	N.C. Central	58 51				
				158	A	Hampton	50 63	152	A	Jacksonville	47 79				

Non-Div I Games:	Morris	90	39	Southern Wesleyan	75	52
------------------	--------	----	----	-------------------	----	----

South Carolina St.

■ Loss, ■ Non-Conf, S Site, H Home A Away N Neutral

South Dakota

Through Games Of Feb. 21, 2016

Average RPI Win:	206	WON-LOST	WINNING	LAST 10	STRENGTH OF	OPP. STRENGTH	TEAM	ADJ.	CONF.	ADJ CONF.
Average RPI Loss:	82	RECORD	PCT. RANK	GAMES	SCHEDULE	OF SCHEDULE	RPI	RPI	RPI	RPI
DIV. I ONLY	21- 5	29	10- 0	221	121	66	66	18	18	
DIV. I NON-CONF.	8- 4	99	0- 0	212	10	91	91	19	19	
TOTALS	RPI 1-25	RPI 26-50	W-L RECORDS	RPI 51-100	RPI 101-150	RPI 150+				
21- 5	0- 0	0- 2	OVERALL	3- 1	5- 2	13- 0				
11- 1	0- 0	0- 1	HOME	2- 0	3- 0	6- 0				
9- 4	0- 0	0- 1	AWAY	1- 1	2- 2	6- 0				
1- 0	0- 0	0- 0	NEUTRAL	0- 0	0- 0	1- 0				
8- 4	0- 0	0- 2	NON-CONFERENCE	1- 1	3- 1	4- 0				
3- 1	0- 0	0- 1	HOME	1- 0	1- 0	1- 0				
4- 3	0- 0	0- 1	AWAY	0- 1	2- 1	2- 0				
1- 0	0- 0	0- 0	NEUTRAL	0- 0	0- 0	1- 0				
13- 1	0- 0	0- 0	CONFERENCE	2- 0	2- 1	9- 0				
8- 0	0- 0	0- 0	HOME	1- 0	2- 0	5- 0				
5- 1	0- 0	0- 0	AWAY	1- 0	0- 1	4- 0				
0- 0	0- 0	0- 0	NEUTRAL	0- 0	0- 0	0- 0				

RPI 1-25				RPI 26-50				RPI 51-100				Team's RPI: 66				RPI 101+			
RPI	S	Opponent	Score	RPI	S	Opponent	Score	RPI	S	Opponent	Score	RPI	S	Opponent	Score	RPI	S	Opponent	Score
				31	H	Washington	64 77	62	A	South Dakota St.	63 58	107	A	UNI	43 64				
				48	A	Kansas St.	81 84	62	H	South Dakota St.	80 75	109	H	Drake	92 87				
								78	A	Utah	59 66	114	A	North Dakota	73 70				
								88	H	Marquette	97 69	126	H	IUPUI	65 59				
												146	A	Oral Roberts	56 60				
												146	H	Oral Roberts	71 48				
												150	A	Illinois	85 76				
												189	A	Fla. Atlantic	76 53				
												194	A	San Jose St.	87 77				
												227	A	Western Ill.	102 77				
												227	H	Western Ill.	86 50				
												257	A	Omaha	70 55				
												257	H	Omaha	82 76				
												272	N	Appalachian St.	87 60				
												296	A	Denver	79 33				
												296	H	Denver	85 60				
												314	A	North Dakota St.	96 94				
												314	H	North Dakota St.	80 54				
												315	H	Portland St.	103 61				
												316	H	IPFW	92 60				
LAST 12 Division I GAMES:																			
				62	H	South Dakota St.	80 75	227	A	Western Ill.	102 77								
				227	H	Western Ill.	86 50	126	H	IUPUI	65 59								
				146	H	Oral Roberts	71 48	316	H	IPFW	92 60								
				257	A	Omaha	70 55	62	A	South Dakota St.	63 58								
				296	A	Denver	79 33	314	A	North Dakota St.	96 94								
				314	H	North Dakota St.	80 54	257	H	Omaha	82 76								

Non-Div I Games: Dakota Wesleyan 94 54

South Dakota

Loss, Non-Conf, S Site, H Home A Away N Neutral

Average RPI Win:	209	WON-LOST	WINNING	LAST 10	STRENGTH OF	OPP. STRENGTH	TEAM	ADJ.	CONF.	ADJ CONF.
Average RPI Loss:	34	RECORD	PCT. RANK	GAMES	SCHEDULE	OF SCHEDULE	RPI	RPI	RPI	RPI
DIV. I ONLY	22- 5	26	8- 2	163	119	62	62	18	18	
DIV. I NON-CONF.	10- 3	61	0- 0	47	13	32	32	19	19	
TOTALS	RPI 1-25	RPI 26-50	W-L RECORDS	RPI 51-100	RPI 101-150	RPI 150+				
22- 5	1- 2	0- 1	OVERALL	0- 2	8- 0	13- 0				
13- 2	1- 1	0- 0	HOME	0- 1	4- 0	8- 0				
7- 2	0- 0	0- 1	AWAY	0- 1	2- 0	5- 0				
2- 1	0- 1	0- 0	NEUTRAL	0- 0	2- 0	0- 0				
10- 3	1- 2	0- 1	NON-CONFERENCE	0- 0	5- 0	4- 0				
6- 1	1- 1	0- 0	HOME	0- 0	2- 0	3- 0				
2- 1	0- 0	0- 1	AWAY	0- 0	1- 0	1- 0				
2- 1	0- 1	0- 0	NEUTRAL	0- 0	2- 0	0- 0				
12- 2	0- 0	0- 0	CONFERENCE	0- 2	3- 0	9- 0				
7- 1	0- 0	0- 0	HOME	0- 1	2- 0	5- 0				
5- 1	0- 0	0- 0	AWAY	0- 1	1- 0	4- 0				
0- 0	0- 0	0- 0	NEUTRAL	0- 0	0- 0	0- 0				

RPI 1-25				RPI 26-50				RPI 51-100				Team's RPI: 62	RPI 101+			
RPI	S	Opponent	Score	RPI	S	Opponent	Score	RPI	S	Opponent	Score		RPI	S	Opponent	Score
1	H	Notre Dame	64 75	27	A	Green Bay	57 58	66	A	South Dakota	75 80		107	H	UNI	89 86
11	N	Maryland	55 62					66	H	South Dakota	58 63		122	N	Pittsburgh	55 54
22	H	DePaul	88 79										126	H	IUPUI	68 66
													131	H	Arkansas	76 69
													140	A	Creighton	53 51
													143	N	Old Dominion	71 39
													146	A	Oral Roberts	68 50
													146	H	Oral Roberts	60 48
													171	H	Marist	77 68
													175	H	Northern Colo.	66 62
													227	H	Western Ill.	85 63
													253	A	Bowling Green	58 45
													257	A	Omaha	65 47
													257	H	Omaha	68 58
													296	A	Denver	76 39
													296	H	Denver	80 52
													314	A	North Dakota St.	81 63
													314	H	North Dakota St.	81 47
													315	H	Portland St.	74 65
													316	A	IPFW	61 42
													316	H	IPFW	92 64
LAST 12 Division I GAMES:																
				66	A	South Dakota	75 80	146	A	Oral Roberts	68 50					
				296	H	Denver	80 52	227	H	Western Ill.	85 63					
				316	H	IPFW	92 64	126	H	IUPUI	68 66					
				146	H	Oral Roberts	60 48	66	H	South Dakota	58 63					
				314	H	North Dakota St.	81 47	316	A	IPFW	61 42					
				257	A	Omaha	65 47	257	H	Omaha	68 58					

Non-Div I Games:

South Dakota St.

■ Loss,
 ■ Non-Conf, S Site,
 ■ Home
 ■ Away
 N Neutral

Season 1111				Through Games Of Feb. 11, 1919						
Average RPI Win:	150	WON-LOST	WINNING	LAST 10	STRENGTH OF	OPP. STRENGTH	TEAM	ADJ.	CONF.	ADJ CONF.
Average RPI Loss:	39	RECORD	PCT. RANK	GAMES	SCHEDULE	OF SCHEDULE	RPI	RPI	RPI	RPI
DIV. I ONLY	19- 7	56	4- 3	66	51	37	37	9	9	
DIV. I NON-CONF.	7- 4	110	0- 2	8	5	22	22	7	7	

TOTALS	RPI 1-25	RPI 26-50		W-L RECORDS		RPI 51-100	RPI 101-150	RPI 150+		
19- 7	1- 3	0- 2		OVERALL		4- 1	3- 1	11- 0		
14- 1	1- 1	0- 0		HOME		3- 0	3- 0	7- 0		
5- 5	0- 1	0- 0		AWAY		1- 1	0- 0	4- 0		
0- 1	0- 0	0- 1		NEUTRAL		0- 0	0- 0	0- 0		
7- 4	1- 2	0- 2		NON-CONFERENCE		2- 0	2- 0	2- 0		
7- 0	1- 0	0- 0		HOME		2- 0	2- 0	2- 0		
0- 3	0- 2	0- 1		AWAY		0- 0	0- 0	0- 0		
0- 1	0- 0	0- 1		NEUTRAL		0- 0	0- 0	0- 0		
12- 3	0- 1	0- 0		CONFERENCE		2- 1	1- 1	9- 0		
7- 1	0- 1	0- 0		HOME		1- 0	1- 0	5- 0		
5- 2	0- 0	0- 0		AWAY		1- 1	0- 1	4- 0		
0- 0	0- 0	0- 0		NEUTRAL		0- 0	0- 0	0- 0		

RPI 1-25				RPI 26-50				Team's RPI: 37				RPI 51-100				RPI 101+			
RPI	S	Opponent	Score	RPI	S	Opponent	Score	RPI	S	Opponent	Score	RPI	S	Opponent	Score	RPI	S	Opponent	Score
3	H	UConn	59 75	31	N	Mississippi St.	58 68	51	H	Chattanooga	61 33	103	H	Harvard	86 59				
4	A	Baylor	63 66	45	A	St. John's (NY)	70 74	68	A	Temple	66 68	105	A	Memphis	87 88				
16	A	Louisville	50 67					81	H	Drexel	73 58	105	H	Memphis	97 82				
18	H	Oklahoma St.	68 46					83	A	Tulane	71 67	130	H	Penn St.	101 79				
								83	H	Tulane	77 65	152	H	Jacksonville	74 52				
												159	A	East Carolina	61 59				
												159	H	East Carolina	75 54				
												170	A	SMU	66 48				
												170	H	SMU	83 56				
												183	H	Butler	87 77				
												195	A	Cincinnati	78 51				
												195	H	Cincinnati	82 49				
												267	A	UCF	88 49				
												267	H	UCF	108 63				
												280	H	Houston	73 49				
LAST 12 Division I GAMES:																			
4	A	Baylor	63 66	195	H	Cincinnati	82 49												
105	H	Memphis	97 82	170	A	SMU	66 48												
16	A	Louisville	50 67	280	H	Houston	73 49												
195	A	Cincinnati	78 51	267	A	UCF	88 49												
83	H	Tulane	77 65	105	A	Memphis	87 88												
68	A	Temple	66 68	159	H	East Carolina	75 54												

Non-Div I Games:

South Fla.

■ Loss,
■ Non-Conf,
■ S Site,
■ H Home
■ A Away
N Neutral

Average RPI Win:	277	WON-LOST	WINNING	LAST 10	STRENGTH OF	OPP. STRENGTH	TEAM	ADJ.	CONF.	ADJ CONF.
Average RPI Loss:	146	RECORD	PCT. RANK	GAMES	SCHEDULE	OF SCHEDULE	RPI	RPI	RPI	RPI
DIV. I ONLY	13- 12	159	3- 5	260	297	203	203	24	24	
DIV. I NON-CONF.	5- 6	180	0- 1	173	334	175	175	23	23	
TOTALS	RPI 1-25	RPI 26-50	W-L RECORDS	RPI 51-100	RPI 101-150	RPI 150+				
13- 12	0- 0	0- 1	OVERALL	0- 4	1- 2	12- 5				
7- 3	0- 0	0- 0	HOME	0- 1	1- 2	6- 0				
6- 7	0- 0	0- 1	AWAY	0- 2	0- 0	6- 4				
0- 2	0- 0	0- 0	NEUTRAL	0- 1	0- 0	0- 1				
5- 6	0- 0	0- 1	NON-CONFERENCE	0- 2	0- 2	5- 1				
1- 2	0- 0	0- 0	HOME	0- 0	0- 2	1- 0				
4- 2	0- 0	0- 1	AWAY	0- 1	0- 0	4- 0				
0- 2	0- 0	0- 0	NEUTRAL	0- 1	0- 0	0- 1				
8- 6	0- 0	0- 0	CONFERENCE	0- 2	1- 0	7- 4				
6- 1	0- 0	0- 0	HOME	0- 1	1- 0	5- 0				
2- 5	0- 0	0- 0	AWAY	0- 1	0- 0	2- 4				
0- 0	0- 0	0- 0	NEUTRAL	0- 0	0- 0	0- 0				

RPI S	Opponent	Score	RPI S	Opponent	Score	RPI S	Opponent	Score	RPI S	Opponent	Score	Team's RPI: 203
28	A Missouri	32 74	54	N UC Riverside	67 85	101	H Belmont	81 74	111	H Central Ark.	54 63	
			58	A Saint Louis	52 67	136	H Southern Ill.	72 87	166	A SIUE	73 80	
			87	A UT Martin	65 95	184	A Eastern Ky.	55 56	227	A Western Ill.	89 84	
			87	H UT Martin	74 84	232	N Idaho St.	64 65	261	H Tennessee St.	75 65	
						269	H Austin Peay	71 69	271	A Murray St.	61 80	
						271	H Murray St.	96 59	273	A Tennessee Tech	60 57	
						288	A Wichita St.	66 62	289	H Jacksonville St.	61 47	
						301	H UMKC	78 65	304	A Morehead St.	89 79	
						335	A Lipscomb	84 69	341	A Eastern Ill.	59 64	
						341	H Eastern Ill.	82 52	347	A Alabama A&M	69 58	
LAST 12 Division I GAMES:												
54	N UC Riverside	67 85	269	H Austin Peay	71 69							
341	H Eastern Ill.	82 52	87	H UT Martin	74 84							
271	A Murray St.	61 80	166	A SIUE	73 80							
87	A UT Martin	65 95	273	A Tennessee Tech	60 57							
341	A Eastern Ill.	59 64	289	H Jacksonville St.	61 47							
271	H Murray St.	96 59	184	A Eastern Ky.	55 56							

Non-Div I Games: Harris-Stowe 78 66 William Woods 94 58

Southeast Mo. St.

Loss, Non-Conf, S Site, H Home A Away N Neutral

Average RPI Win:	276	WON-LOST	WINNING	LAST 10	STRENGTH OF	OPP. STRENGTH	TEAM	ADJ.	CONF.	ADJ CONF.
Average RPI Loss:	172	RECORD	PCT. RANK	GAMES	SCHEDULE	OF SCHEDULE	RPI	RPI	RPI	RPI
DIV. I ONLY	4- 21	324	1- 9	176	260	307	307	27	27	
DIV. I NON-CONF.	1- 10	330	0- 0	149	175	282	282	26	26	
TOTALS	RPI 1-25	RPI 26-50	W-L RECORDS	RPI 51-100	RPI 101-150	RPI 150+				
4- 21	0- 0	0- 1	OVERALL	0- 5	0- 5	4- 10				
3- 8	0- 0	0- 0	HOME	0- 2	0- 0	3- 6				
1- 13	0- 0	0- 1	AWAY	0- 3	0- 5	1- 4				
0- 0	0- 0	0- 0	NEUTRAL	0- 0	0- 0	0- 0				
1- 10	0- 0	0- 1	NON-CONFERENCE	0- 3	0- 3	1- 3				
0- 4	0- 0	0- 0	HOME	0- 1	0- 0	0- 3				
1- 6	0- 0	0- 1	AWAY	0- 2	0- 3	1- 0				
0- 0	0- 0	0- 0	NEUTRAL	0- 0	0- 0	0- 0				
3- 11	0- 0	0- 0	CONFERENCE	0- 2	0- 2	3- 7				
3- 4	0- 0	0- 0	HOME	0- 1	0- 0	3- 3				
0- 7	0- 0	0- 0	AWAY	0- 1	0- 2	0- 4				
0- 0	0- 0	0- 0	NEUTRAL	0- 0	0- 0	0- 0				

RPI S	Opponent	Score	RPI S	Opponent	Score	RPI S	Opponent	Score	RPI S	Opponent	Score	Team's RPI: 307
			31 A	Mississippi St.	41 81	56 H	Auburn	68 80	111 A	Central Ark.	58 80	
						69 A	Abilene Christian	70 72	128 A	Northwestern St.	62 82	
						69 H	Abilene Christian	72 88	131 A	Arkansas	53 97	
						75 A	Georgia Tech	49 102	141 A	Texas Tech	51 113	
						100 A	Wright St.	72 106	147 A	Xavier	27 67	
									162 A	McNeese St.	79 96	
									162 H	McNeese St.	74 83	
									182 H	Troy	90 100	
									212 H	Stephen F. Austin	65 56	
									235 A	Sam Houston St.	56 80	
									245 A	Houston Baptist	56 64	
									285 H	Lamar	73 66	
									290 H	La.-Monroe	84 88	
									291 A	Florida A&M	62 57	
									299 H	Jackson St.	72 79	
									313 A	A&M-Corpus Christi	67 69	
									317 H	Nicholls St.	78 68	
									330 H	Incarnate Word	66 70	
									333 H	New Orleans	51 62	
LAST 12 Division I GAMES:												
			69 A	Abilene Christian	70 72	128 A	Northwestern St.	62 82				
			333 H	New Orleans	51 62	162 A	McNeese St.	79 96				
			317 H	Nicholls St.	78 68	313 A	A&M-Corpus Christi	67 69				
			162 H	McNeese St.	74 83	330 H	Incarnate Word	66 70				
			69 H	Abilene Christian	72 88	285 H	Lamar	73 66				
			111 A	Central Ark.	58 80	245 A	Houston Baptist	56 64				

Non-Div I Games:

Southeastern La.

■ Loss,
 ■ Non-Conf, S Site,
 ■ Home
 ■ Away
 N Neutral

Average RPI Win:	139	WON-LOST	WINNING	LAST 10	STRENGTH OF	OPP. STRENGTH	TEAM	ADJ.	CONF.	ADJ CONF.
Average RPI Loss:	41	RECORD	PCT. RANK	GAMES	SCHEDULE	OF SCHEDULE	RPI	RPI	RPI	RPI
DIV. I ONLY	17- 10	94	4- 6	11	57	42	42	1	1	
DIV. I NON-CONF.	11- 0	1	0- 0	61	323	9	9	1	1	
TOTALS	RPI 1-25	RPI 26-50	W-L RECORDS	RPI 51-100	RPI 101-150	RPI 150+				
17- 10	1- 5	2- 2	OVERALL	5- 2	4- 0	5- 1				
11- 3	1- 2	1- 1	HOME	4- 0	1- 0	4- 0				
3- 7	0- 3	0- 1	AWAY	1- 2	2- 0	0- 1				
3- 0	0- 0	1- 0	NEUTRAL	0- 0	1- 0	1- 0				
11- 0	0- 0	2- 0	NON-CONFERENCE	1- 0	3- 0	5- 0				
7- 0	0- 0	1- 0	HOME	1- 0	1- 0	4- 0				
1- 0	0- 0	0- 0	AWAY	0- 0	1- 0	0- 0				
3- 0	0- 0	1- 0	NEUTRAL	0- 0	1- 0	1- 0				
6- 10	1- 5	0- 2	CONFERENCE	4- 2	1- 0	0- 1				
4- 3	1- 2	0- 1	HOME	3- 0	0- 0	0- 0				
2- 7	0- 3	0- 1	AWAY	1- 2	1- 0	0- 1				
0- 0	0- 0	0- 0	NEUTRAL	0- 0	0- 0	0- 0				

RPI 1-25				RPI 26-50				Team's RPI: 42				RPI 51-100				RPI 101+			
RPI	S	Opponent	Score	RPI	S	Opponent	Score	RPI	S	Opponent	Score	RPI	S	Opponent	Score	RPI	S	Opponent	Score
7	A	Oregon St.	52 76	31	A	Washington	60 69	60	A	Oregon	60 69	108	A	Gonzaga	60 56				
7	H	Oregon St.	49 57	31	H	Washington	53 61	60	H	Oregon	74 67	121	N	Iona	76 56				
8	A	Arizona St.	68 69	36	N	West Virginia	78 67	61	H	Santa Clara	81 46	134	A	Arizona	67 57				
9	A	UCLA	73 78	47	H	Albany (NY)	68 67	73	A	Washington St.	61 73	135	H	Long Beach St.	69 43				
9	H	UCLA	71 68					73	H	Washington St.	64 62	176	A	Colorado	63 66				
10	H	Stanford	47 57					78	A	Utah	70 59	212	H	UNLV	73 42				
								95	H	California	61 47	230	N	Grand Canyon	75 44				
												291	H	Florida A&M	88 45				
												329	H	Southern Utah	71 32				
												337	H	UC Irvine	75 56				
LAST 12 Division I GAMES:																			
60	A	Oregon	60 69	176	A	Colorado	63 66												
7	A	Oregon St.	52 76	78	A	Utah	70 59												
73	H	Washington St.	64 62	95	H	California	61 47												
31	H	Washington	53 61	10	H	Stanford	47 57												
8	A	Arizona St.	68 69	31	A	Washington	60 69												
134	A	Arizona	67 57	73	A	Washington St.	61 73												

Non-Div I Games: Hope Int'l 92 43

Southern California

■ Loss,
 ■ Non-Conf,
 ■ S Site,
 ■ Home
 ■ A Away
 N Neutral

Average RPI Win: 230	WON-LOST	WINNING	LAST 10	STRENGTH OF	OPP. STRENGTH	TEAM	ADJ.	CONF.	ADJ CONF.
Average RPI Loss: 139	RECORD	PCT. RANK	GAMES	SCHEDULE	OF SCHEDULE	RPI	RPI	RPI	RPI
DIV. I ONLY	17- 9	84	5- 1	247	206	136	136	21	21
DIV. I NON-CONF.	7- 5	135	1- 0	135	223	123	123	17	17
TOTALS	RPI 1-25	RPI 26-50	W-L RECORDS	RPI 51-100	RPI 101-150	RPI 150+			
17- 9	0- 1	0- 0	OVERALL	1- 2	3- 2	13- 4			
10- 3	0- 0	0- 0	HOME	1- 1	0- 0	9- 2			
7- 6	0- 1	0- 0	AWAY	0- 1	3- 2	4- 2			
0- 0	0- 0	0- 0	NEUTRAL	0- 0	0- 0	0- 0			
7- 5	0- 1	0- 0	NON-CONFERENCE	0- 1	1- 2	6- 1			
4- 2	0- 0	0- 0	HOME	0- 1	0- 0	4- 1			
3- 3	0- 1	0- 0	AWAY	0- 0	1- 2	2- 0			
0- 0	0- 0	0- 0	NEUTRAL	0- 0	0- 0	0- 0			
10- 4	0- 0	0- 0	CONFERENCE	1- 1	2- 0	7- 3			
6- 1	0- 0	0- 0	HOME	1- 0	0- 0	5- 1			
4- 3	0- 0	0- 0	AWAY	0- 1	2- 0	2- 2			
0- 0	0- 0	0- 0	NEUTRAL	0- 0	0- 0	0- 0			

RPI 1-25				RPI 26-50				RPI 51-100				RPI 101+ Team's RPI: 136			
RPI	S	Opponent	Score	RPI	S	Opponent	Score	RPI	S	Opponent	Score	RPI	S	Opponent	Score
22	A	DePaul	61 105					87	H	UT Martin	63 70	105	A	Memphis	58 61
								90	A	Missouri St.	77 82	107	A	UNI	65 60
								90	H	Missouri St.	69 61	109	A	Drake	77 67
												110	A	Mercer	55 52
												150	A	Illinois	64 78
												151	H	Marshall	55 61
												166	H	SIUE	71 57
												178	A	Loyola Chicago	59 83
												178	H	Loyola Chicago	68 69
												203	A	Southeast Mo. St.	87 72
												209	H	Indiana St.	76 64
												220	H	Siena	73 54
												261	H	Tennessee St.	79 70
												271	A	Murray St.	70 57
												288	A	Wichita St.	48 57
												288	H	Wichita St.	80 66
												303	A	Bradley	65 51
												303	H	Bradley	75 49
												304	H	Morehead St.	102 69
												319	H	Illinois St.	76 71
												326	A	Evansville	66 63
												326	H	Evansville	74 56
LAST 12 Division I GAMES:															
261	H	Tennessee St.	79 70	319	H	Illinois St.	76 71								
288	H	Wichita St.	80 66	209	H	Indiana St.	76 64								
90	H	Missouri St.	69 61	90	A	Missouri St.	77 82								
326	A	Evansville	66 63	288	A	Wichita St.	48 57								
303	A	Bradley	65 51	326	H	Evansville	74 56								
178	A	Loyola Chicago	59 83	178	H	Loyola Chicago	68 69								

Non-Div I Games:

Southern Ill.

■ Loss,
 ■ Non-Conf,
 ■ S Site,
 ■ Home
 ■ A Away
 N Neutral

Average RPI Win:	228	WON-LOST	WINNING	LAST 10	STRENGTH OF	OPP. STRENGTH	TEAM	ADJ.	CONF.	ADJ CONF.
Average RPI Loss:	94	RECORD	PCT. RANK	GAMES	SCHEDULE	OF SCHEDULE	RPI	RPI	RPI	RPI
DIV. I ONLY	12- 12	169	2- 4	144	115	149	149	12	12	
DIV. I NON-CONF.	6- 4	125	1- 1	106	133	105	105	10	10	
TOTALS	RPI 1-25	RPI 26-50	W-L RECORDS	RPI 51-100	RPI 101-150	RPI 150+				
12- 12	0- 3	0- 1	OVERALL	0- 3	1- 3	11- 2				
11- 1	0- 1	0- 0	HOME	0- 0	1- 0	10- 0				
1- 10	0- 2	0- 1	AWAY	0- 3	0- 2	1- 2				
0- 1	0- 0	0- 0	NEUTRAL	0- 0	0- 1	0- 0				
6- 4	0- 1	0- 1	NON-CONFERENCE	0- 1	1- 1	5- 0				
5- 0	0- 0	0- 0	HOME	0- 0	1- 0	4- 0				
1- 3	0- 1	0- 1	AWAY	0- 1	0- 0	1- 0				
0- 1	0- 0	0- 0	NEUTRAL	0- 0	0- 1	0- 0				
6- 8	0- 2	0- 0	CONFERENCE	0- 2	0- 2	6- 2				
6- 1	0- 1	0- 0	HOME	0- 0	0- 0	6- 0				
0- 7	0- 1	0- 0	AWAY	0- 2	0- 2	0- 2				
0- 0	0- 0	0- 0	NEUTRAL	0- 0	0- 0	0- 0				

RPI 1-25				RPI 26-50				RPI 51-100				RPI 101+ Team's RPI: 149			
RPI	S	Opponent	Score	RPI	S	Opponent	Score	RPI	S	Opponent	Score	RPI	S	Opponent	Score
4	A	Baylor	42 97	31	A	Mississippi St.	65 78	51	A	Chattanooga	48 53	112	H	Samford	56 48
25	A	UTEP	64 72					70	A	Middle Tenn.	44 74	124	N	North Carolina	62 69
25	H	UTEP	54 57					76	A	Charlotte	59 80	143	A	Old Dominion	45 53
												145	A	UAB	49 53
												164	H	Ole Miss	57 38
												173	A	Louisiana Tech	37 72
												173	H	Louisiana Tech	69 59
												188	H	South Ala.	71 51
												189	H	Fla. Atlantic	89 80
												223	H	North Texas	57 38
												224	H	Rice	68 62
												263	A	UTSA	41 47
												263	H	UTSA	65 53
												273	A	Tennessee Tech	69 57
												281	H	Alabama St.	65 44
												300	H	FIU	82 55
												348	H	Mississippi Val.	71 55
LAST 12 Division I GAMES:															
112	H	Samford	56 48	224	H	Rice	68 62								
51	A	Chattanooga	48 53	223	H	North Texas	57 38								
263	H	UTSA	65 53	263	A	UTSA	41 47								
25	H	UTEP	54 57	25	A	UTEP	64 72								
70	A	Middle Tenn.	44 74	173	A	Louisiana Tech	37 72								
145	A	UAB	49 53	300	H	FIU	82 55								

Non-Div I Games: William Carey 75 34

Southern Miss.

■ Loss,
 ■ Non-Conf,
 ■ S Site,
 ■ Home
 ■ A Away
 N Neutral

Average RPI Win:	297	WON-LOST	WINNING	LAST 10	STRENGTH OF	OPP. STRENGTH	TEAM	ADJ.	CONF.	ADJ CONF.
Average RPI Loss:	116	RECORD	PCT. RANK	GAMES	SCHEDULE	OF SCHEDULE	RPI	RPI	RPI	RPI
DIV. I ONLY	12- 9	131	8- 2	261	313	165	165	32	32	
DIV. I NON-CONF.	1- 6	311	0- 0	11	4	169	169	31	31	
TOTALS	RPI 1-25	RPI 26-50	W-L RECORDS	RPI 51-100	RPI 101-150	RPI 150+				
12- 9	0- 2	0- 1	OVERALL	0- 3	0- 0	12- 3				
7- 1	0- 0	0- 0	HOME	0- 0	0- 0	7- 1				
5- 8	0- 1	0- 1	AWAY	0- 3	0- 0	5- 2				
0- 0	0- 0	0- 0	NEUTRAL	0- 0	0- 0	0- 0				
1- 6	0- 2	0- 1	NON-CONFERENCE	0- 3	0- 0	1- 0				
1- 0	0- 0	0- 0	HOME	0- 0	0- 0	1- 0				
0- 6	0- 2	0- 1	AWAY	0- 3	0- 0	0- 0				
0- 0	0- 0	0- 0	NEUTRAL	0- 0	0- 0	0- 0				
11- 3	0- 0	0- 0	CONFERENCE	0- 0	0- 0	11- 3				
6- 1	0- 0	0- 0	HOME	0- 0	0- 0	6- 1				
5- 2	0- 0	0- 0	AWAY	0- 0	0- 0	5- 2				
0- 0	0- 0	0- 0	NEUTRAL	0- 0	0- 0	0- 0				

RPI 1-25				RPI 26-50				RPI 51-100				RPI 101+ Team's RPI: 165			
RPI	S	Opponent	Score	RPI	S	Opponent	Score	RPI	S	Opponent	Score	RPI	S	Opponent	Score
11	A	Maryland	61 94	48	A	Kansas St.	47 59	83	A	Tulane	48 77	181	A	Grambling	52 65
13	A	Texas A&M	47 88					84	A	Nebraska	38 89	181	H	Grambling	80 68
								96	A	Iowa St.	46 86	188	H	South Ala.	50 45
												244	A	Texas Southern	45 59
												281	A	Alabama St.	57 55
												281	H	Alabama St.	59 60
												282	A	Prairie View	65 55
												299	A	Jackson St.	66 57
												299	H	Jackson St.	84 57
												311	H	Alcorn	66 57
												342	A	Ark.-Pine Bluff	78 61
												342	H	Ark.-Pine Bluff	74 70
												347	H	Alabama A&M	77 38
												348	A	Mississippi Val.	99 36
												348	H	Mississippi Val.	78 26
LAST 12 Division I GAMES:															
281	A	Alabama St.	57 55	347	H	Alabama A&M	77 38								
348	H	Mississippi Val.	78 26	281	H	Alabama St.	59 60								
342	H	Ark.-Pine Bluff	74 70	348	A	Mississippi Val.	99 36								
299	A	Jackson St.	66 57	342	A	Ark.-Pine Bluff	78 61								
181	A	Grambling	52 65	299	H	Jackson St.	84 57								
311	H	Alcorn	66 57	181	H	Grambling	80 68								

Non-Div I Games: Tougaloo 81 48 Spring Hill 65 46

Southern U.

Loss, Non-Conf, S Site, H Home A Away N Neutral

Southern Utah

Through Games Of Feb. 21, 2016

Average RPI Win:	321	WON-LOST	WINNING	LAST 10	STRENGTH OF	OPP. STRENGTH	TEAM	ADJ.	CONF.	ADJ CONF.
Average RPI Loss:	183	RECORD	PCT. RANK	GAMES	SCHEDULE	OF SCHEDULE	RPI	RPI	RPI	RPI
DIV. I ONLY	2- 23	344	0- 10	133	338	329	329	20	20	
DIV. I NON-CONF.	2- 8	290	0- 0	275	302	325	325	22	22	
TOTALS	RPI 1-25	RPI 26-50	W-L RECORDS	RPI 51-100	RPI 101-150	RPI 150+				
2- 23	0- 0	0- 1	OVERALL	0- 2	0- 3	2- 17				
2- 7	0- 0	0- 0	HOME	0- 0	0- 1	2- 6				
0- 15	0- 0	0- 1	AWAY	0- 2	0- 2	0- 10				
0- 1	0- 0	0- 0	NEUTRAL	0- 0	0- 0	0- 1				
2- 8	0- 0	0- 1	NON-CONFERENCE	0- 2	0- 0	2- 5				
2- 1	0- 0	0- 0	HOME	0- 0	0- 0	2- 1				
0- 6	0- 0	0- 1	AWAY	0- 2	0- 0	0- 3				
0- 1	0- 0	0- 0	NEUTRAL	0- 0	0- 0	0- 1				
0- 15	0- 0	0- 0	CONFERENCE	0- 0	0- 3	0- 12				
0- 6	0- 0	0- 0	HOME	0- 0	0- 1	0- 5				
0- 9	0- 0	0- 0	AWAY	0- 0	0- 2	0- 7				
0- 0	0- 0	0- 0	NEUTRAL	0- 0	0- 0	0- 0				

RPI S	Opponent	Score	RPI S	Opponent	Score	RPI S	Opponent	Score	RPI S	Opponent	Score	Team's RPI: 329
			42 A	Southern California	32 71	86 A	TCU	47 76	114 A	North Dakota	56 68	
						93 A	New Mexico St.	60 74	137 A	Idaho	48 93	
									137 H	Idaho	51 62	
									161 A	Montana St.	59 86	
									161 H	Montana St.	66 87	
									175 A	Northern Colo.	44 64	
									180 A	New Mexico	48 70	
									191 A	Montana	60 66	
									191 H	Montana	50 81	
									197 A	Eastern Wash.	53 64	
									197 H	Eastern Wash.	82 85	
									199 A	Weber St.	56 75	
									199 H	Weber St.	51 69	
									206 A	Utah Valley	58 70	
									212 A	UNLV	44 79	
									232 A	Idaho St.	47 64	
									232 H	Idaho St.	67 71	
									247 N	N.C. A&T	65 78	
									275 A	Northern Ariz.	48 57	
									298 H	CSUN	67 65	
									337 H	UC Irvine	58 63	
									344 H	Air Force	75 56	
LAST 12 Division I GAMES:												
232 A	Idaho St.	47 64	199 H	Weber St.	51 69							
199 A	Weber St.	56 75	232 H	Idaho St.	67 71							
161 H	Montana St.	66 87	114 A	North Dakota	56 68							
191 H	Montana	50 81	175 A	Northern Colo.	44 64							
197 A	Eastern Wash.	53 64	137 H	Idaho	51 62							
137 A	Idaho	48 93	197 H	Eastern Wash.	82 85							

Non-Div I Games:

Southern Utah

■ Loss,
 ■ Non-Conf,
 ■ S Site,
 ■ Home
 ■ A Away
 N Neutral

Average RPI Win:	160	WON-LOST	WINNING	LAST 10	STRENGTH OF	OPP. STRENGTH	TEAM	ADJ.	CONF.	ADJ CONF.
Average RPI Loss:	84	RECORD	PCT. RANK	GAMES	SCHEDULE	OF SCHEDULE	RPI	RPI	RPI	RPI
DIV. I ONLY	22- 5	26	7- 3	129	86	35	35	7	7	
DIV. I NON-CONF.	11- 2	28	0- 0	162	82	37	37	8	8	
TOTALS	RPI 1-25	RPI 26-50	W-L RECORDS	RPI 51-100	RPI 101-150	RPI 150+				
22- 5	0- 2	2- 0	OVERALL	4- 2	4- 0	12- 1				
15- 0	0- 0	2- 0	HOME	3- 0	3- 0	7- 0				
7- 5	0- 1	0- 0	AWAY	1- 2	1- 0	5- 0				
0- 0	0- 0	0- 0	NEUTRAL	0- 0	0- 0	0- 0				
11- 2	0- 1	1- 0	NON-CONFERENCE	2- 1	3- 0	5- 0				
8- 0	0- 0	1- 0	HOME	2- 0	2- 0	3- 0				
3- 2	0- 1	0- 0	AWAY	0- 1	1- 0	2- 0				
0- 0	0- 0	0- 0	NEUTRAL	0- 0	0- 0	0- 0				
11- 3	0- 1	1- 0	CONFERENCE	2- 1	1- 0	7- 1				
7- 0	0- 0	1- 0	HOME	1- 0	1- 0	4- 0				
4- 3	0- 1	0- 0	AWAY	1- 1	0- 0	3- 1				
0- 0	0- 0	0- 0	NEUTRAL	0- 0	0- 0	0- 0				

RPI 1-25				RPI 26-50				RPI 51-100				RPI 101+			
RPI	S	Opponent	Score	RPI	S	Opponent	Score	RPI	S	Opponent	Score	RPI	S	Opponent	Score
19	A	Duquesne	62 74	39	H	George Washington	69 67	58	H	Saint Louis	80 59	104	H	Saint Joseph's	65 51
22	A	DePaul	54 77	40	H	James Madison	56 45	64	A	Dayton	59 54	130	H	Penn St.	70 60
								80	A	VCU	47 52	138	H	Buffalo	59 32
								81	A	Drexel	46 58	142	A	Stony Brook	73 68
								94	H	Georgetown	69 54	153	H	Detroit	84 73
								98	H	Toledo	74 63	167	A	Davidson	59 47
												177	H	Fordham	55 41
												185	H	George Mason	70 55
												187	H	Richmond	66 43
												208	A	Rhode Island	69 56
												210	A	Canisius	59 47
												219	A	Massachusetts	60 69
												219	H	Massachusetts	66 41
												220	H	Siena	57 40
												274	A	La Salle	70 63
												306	A	Colgate	62 38
												308	H	Niagara	67 55
LAST 12 Division I GAMES:															
274	A	La Salle	70 63	104	H	Saint Joseph's	65 51								
39	H	George Washington	69 67	19	A	Duquesne	62 74								
219	A	Massachusetts	60 69	64	A	Dayton	59 54								
58	H	Saint Louis	80 59	185	H	George Mason	70 55								
80	A	VCU	47 52	167	A	Davidson	59 47								
187	H	Richmond	66 43	219	H	Massachusetts	66 41								

Non-Div I Games:

St. Bonaventure

Average RPI Win:	285	WON-LOST	WINNING	LAST 10	STRENGTH OF	OPP. STRENGTH	TEAM	ADJ.	CONF.	ADJ CONF.
Average RPI Loss:	251	RECORD	PCT. RANK	GAMES	SCHEDULE	OF SCHEDULE	RPI	RPI	RPI	RPI
DIV. I ONLY	7- 19	286	4- 6	338	347	332	332	30	30	
DIV. I NON-CONF.	3- 8	258	0- 0	326	319	322	322	32	32	
TOTALS	RPI 1-25	RPI 26-50	W-L RECORDS	RPI 51-100	RPI 101-150	RPI 150+				
7- 19	0- 0	0- 0	OVERALL	0- 3	0- 0	7- 16				
2- 8	0- 0	0- 0	HOME	0- 1	0- 0	2- 7				
4- 10	0- 0	0- 0	AWAY	0- 1	0- 0	4- 9				
1- 1	0- 0	0- 0	NEUTRAL	0- 1	0- 0	1- 0				
3- 8	0- 0	0- 0	NON-CONFERENCE	0- 3	0- 0	3- 5				
1- 2	0- 0	0- 0	HOME	0- 1	0- 0	1- 1				
1- 5	0- 0	0- 0	AWAY	0- 1	0- 0	1- 4				
1- 1	0- 0	0- 0	NEUTRAL	0- 1	0- 0	1- 0				
4- 11	0- 0	0- 0	CONFERENCE	0- 0	0- 0	4- 11				
1- 6	0- 0	0- 0	HOME	0- 0	0- 0	1- 6				
3- 5	0- 0	0- 0	AWAY	0- 0	0- 0	3- 5				
0- 0	0- 0	0- 0	NEUTRAL	0- 0	0- 0	0- 0				

RPI 1-25			RPI 26-50			RPI 51-100			RPI 101+			Team's RPI: 332
RPI	S	Opponent	Score	RPI	S	Opponent	Score	RPI	S	Opponent	Score	Score
						65 H Army West Point	35 74	221 A Robert Morris			72 65	
						75 A Georgia Tech	51 89	221 H Robert Morris			53 62	
						94 N Georgetown	52 74	229 A Manhattan			53 61	
								231 A Sacred Heart			55 63	
								231 H Sacred Heart			51 68	
								242 A Bryant			58 57	
								242 H Bryant			42 70	
								251 A Monmouth			54 63	
								252 H Loyola Maryland			64 54	
								262 H Saint Francis (PA)			76 83	
								279 A Central Conn. St.			61 65	
								286 H Rider			59 71	
								295 A Vermont			59 55	
								312 A Fairleigh Dickinson			61 65	
								312 H Fairleigh Dickinson			88 78	
								323 A Lafayette			59 77	
								327 A LIU Brooklyn			71 51	
								327 H LIU Brooklyn			62 65	
								334 A Saint Peter's			40 44	
								336 A Mt. St. Mary's			56 66	
								339 A Wagner			53 70	
								339 H Wagner			78 82	
								346 N Norfolk St.			59 55	
LAST 12 Division I GAMES:												
221 A		Robert Morris	72 65	279 A		Central Conn. St.	61 65					
242 A		Bryant	58 57	339 A		Wagner	53 70					
327 H		LIU Brooklyn	62 65	327 A		LIU Brooklyn	71 51					
312 H		Fairleigh Dickinson	88 78	242 H		Bryant	42 70					
231 A		Sacred Heart	55 63	231 H		Sacred Heart	51 68					
339 H		Wagner	78 82	262 H		Saint Francis (PA)	76 83					

Non-Div I Games:

St. Francis Brooklyn

■ Loss,
■ Non-Conf,
■ S Site,
■ H Home
■ A Away
N Neutral

St. Mary's (CA)

Through Games Of Feb. 21, 2016

Average RPI Win:	169	WON-LOST	WINNING	LAST 10	STRENGTH OF	OPP. STRENGTH	TEAM	ADJ.	CONF.	ADJ CONF.
Average RPI Loss:	94	RECORD	PCT. RANK	GAMES	SCHEDULE	OF SCHEDULE	RPI	RPI	RPI	RPI
DIV. I ONLY	21- 6	37	8- 2	125	89	59	59	8	8	
DIV. I NON-CONF.	9- 2	37	0- 0	152	91	68	68	9	9	
TOTALS	RPI 1-25	RPI 26-50	W-L RECORDS	RPI 51-100	RPI 101-150	RPI 150+				
21- 6	0- 2	1- 1	OVERALL	4- 1	4- 0	12- 2				
10- 4	0- 1	0- 1	HOME	2- 1	2- 0	6- 1				
10- 2	0- 1	0- 0	AWAY	2- 0	2- 0	6- 1				
1- 0	0- 0	1- 0	NEUTRAL	0- 0	0- 0	0- 0				
9- 2	0- 0	1- 1	NON-CONFERENCE	2- 0	1- 0	5- 1				
4- 2	0- 0	0- 1	HOME	1- 0	1- 0	2- 1				
4- 0	0- 0	0- 0	AWAY	1- 0	0- 0	3- 0				
1- 0	0- 0	1- 0	NEUTRAL	0- 0	0- 0	0- 0				
12- 4	0- 2	0- 0	CONFERENCE	2- 1	3- 0	7- 1				
6- 2	0- 1	0- 0	HOME	1- 1	1- 0	4- 0				
6- 2	0- 1	0- 0	AWAY	1- 0	2- 0	3- 1				
0- 0	0- 0	0- 0	NEUTRAL	0- 0	0- 0	0- 0				

RPI 1-25				RPI 26-50				RPI 51-100 Team's RPI: 59				RPI 101+			
RPI	S	Opponent	Score	RPI	S	Opponent	Score	RPI	S	Opponent	Score	RPI	S	Opponent	Score
12	A	BYU	59 65	28	H	Missouri	78 95	61	H	Santa Clara	67 73	102	A	San Francisco	78 68
12	H	BYU	44 65	50	N	Villanova	67 60	73	H	Washington St.	75 71	108	A	Gonzaga	69 68
								77	A	San Diego	73 68	108	H	Gonzaga	66 47
								77	H	San Diego	68 60	133	H	Fresno St.	83 81
								95	A	California	64 63	154	A	Pacific	82 73
												154	H	Pacific	83 75
												175	A	Northern Colo.	65 52
												186	H	UC Davis	71 78
												192	H	Cal Poly	87 83
												194	H	San Jose St.	91 81
												236	A	Wyoming	70 64
												241	A	Loyola Marymount	91 81
												241	H	Loyola Marymount	72 57
												264	A	Pepperdine	58 62
												264	H	Pepperdine	88 72
												287	A	Portland	78 51
												287	H	Portland	95 53
												298	A	CSUN	93 59
LAST 12 Division I GAMES:															
287	H	Portland	95 53	154	H	Pacific	83 75								
108	H	Gonzaga	66 47	287	A	Portland	78 51								
241	A	Loyola Marymount	91 81	108	A	Gonzaga	69 68								
264	A	Pepperdine	58 62	154	A	Pacific	82 73								
12	H	BYU	44 65	264	H	Pepperdine	88 72								
77	H	San Diego	68 60	241	H	Loyola Marymount	72 57								

Non-Div I Games:

St. Mary's (CA)

■ Loss,
 ■ Non-Conf,
 ■ S Site,
 ■ Home
 ■ A Away
 N Neutral

Average RPI Win: 100	WON-LOST	WINNING	LAST 10	STRENGTH OF	OPP. STRENGTH	TEAM	ADJ.	CONF.	ADJ CONF.
Average RPI Loss: 17	RECORD	PCT. RANK	GAMES	SCHEDULE	OF SCHEDULE	RPI	RPI	RPI	RPI
DIV. I ONLY	22- 6	33	8- 2	8	6	10	10	1	1
DIV. I NON-CONF.	10- 2	33	0- 0	9	23	4	4	1	1
TOTALS	RPI 1-25	RPI 26-50	W-L RECORDS	RPI 51-100	RPI 101-150	RPI 150+			
22- 6	1- 5	3- 0	OVERALL	10- 1	3- 0	5- 0			
11- 2	1- 1	2- 0	HOME	4- 1	1- 0	3- 0			
8- 4	0- 4	1- 0	AWAY	3- 0	2- 0	2- 0			
3- 0	0- 0	0- 0	NEUTRAL	3- 0	0- 0	0- 0			
10- 2	1- 1	1- 0	NON-CONFERENCE	4- 1	1- 0	3- 0			
5- 1	1- 0	1- 0	HOME	1- 1	0- 0	2- 0			
2- 1	0- 1	0- 0	AWAY	0- 0	1- 0	1- 0			
3- 0	0- 0	0- 0	NEUTRAL	3- 0	0- 0	0- 0			
12- 4	0- 4	2- 0	CONFERENCE	6- 0	2- 0	2- 0			
6- 1	0- 1	1- 0	HOME	3- 0	1- 0	1- 0			
6- 3	0- 3	1- 0	AWAY	3- 0	1- 0	1- 0			
0- 0	0- 0	0- 0	NEUTRAL	0- 0	0- 0	0- 0			

RPI	S	Opponent	Score	RPI	S	Opponent	Score	RPI	S	Opponent	Score	RPI	S	Opponent	Score
6	A	Texas	69 77	31	H	Washington	69 53	51	H	Chattanooga	73 30	108	A	Gonzaga	65 48
7	A	Oregon St.	50 58	39	H	George Washington	84 63	57	N	Purdue	71 65	134	A	Arizona	59 34
8	A	Arizona St.	31 49	42	A	Southern California	57 47	60	A	Oregon	64 62	134	H	Arizona	82 58
8	H	Arizona St.	61 63					61	H	Santa Clara	58 61	174	H	Cornell	93 38
9	A	UCLA	36 56					64	N	Dayton	74 66	176	A	Colorado	80 49
24	H	Tennessee	69 55					73	H	Washington St.	69 52	176	H	Colorado	71 56
								78	A	Utah	72 54	186	A	UC Davis	74 45
								78	H	Utah	72 52	240	H	CSU Bakersfield	83 41
								90	N	Missouri St.	82 65				
								95	A	California	60 55				
								95	H	California	53 46				
LAST 12 Division I GAMES:															
		78	A	Utah			72 54			73	H	Washington St.			69 52
		176	A	Colorado			80 49			31	H	Washington			69 53
		8	H	Arizona St.			61 63			9	A	UCLA			36 56
		134	H	Arizona			82 58			42	A	Southern California			57 47
		95	A	California			60 55			7	A	Oregon St.			50 58
		95	H	California			53 46			60	A	Oregon			64 62

Non-Div I Games:

Stanford

■ Loss,
■ Non-Conf, S Site,
■ Home
■ Away
N Neutral

Average RPI Win:	244	WON-LOST	WINNING	LAST 10	STRENGTH OF	OPP. STRENGTH	TEAM	ADJ.	CONF.	ADJ CONF.
Average RPI Loss:	184	RECORD	PCT. RANK	GAMES	SCHEDULE	OF SCHEDULE	RPI	RPI	RPI	RPI
DIV. I ONLY	12- 10	143	8- 2	264	281	212	212	27	27	
DIV. I NON-CONF.	3- 5	218	0- 0	125	266	208	208	26	26	
TOTALS	RPI 1-25	RPI 26-50	W-L RECORDS	RPI 51-100	RPI 101-150	RPI 150+				
12- 10	0- 0	0- 0	OVERALL	0- 2	1- 3	11- 5				
6- 4	0- 0	0- 0	HOME	0- 1	1- 2	5- 1				
4- 4	0- 0	0- 0	AWAY	0- 1	0- 0	4- 3				
2- 2	0- 0	0- 0	NEUTRAL	0- 0	0- 1	2- 1				
3- 5	0- 0	0- 0	NON-CONFERENCE	0- 1	0- 2	3- 2				
1- 1	0- 0	0- 0	HOME	0- 0	0- 1	1- 0				
0- 2	0- 0	0- 0	AWAY	0- 1	0- 0	0- 1				
2- 2	0- 0	0- 0	NEUTRAL	0- 0	0- 1	2- 1				
9- 5	0- 0	0- 0	CONFERENCE	0- 1	1- 1	8- 3				
5- 3	0- 0	0- 0	HOME	0- 1	1- 1	4- 1				
4- 2	0- 0	0- 0	AWAY	0- 0	0- 0	4- 2				
0- 0	0- 0	0- 0	NEUTRAL	0- 0	0- 0	0- 0				

RPI 1-25				RPI 26-50				RPI 51-100				RPI 101+				Team's RPI: 212	
RPI	S	Opponent	Score	RPI	S	Opponent	Score	RPI	S	Opponent	Score	RPI	S	Opponent	Score		
								69	H	Abilene Christian	70	85	111	H	Central Ark.	53	55
								86	A	TCU	55	88	126	N	IUPUI	55	62
												128	H	Northwestern St.	68	52	
												148	H	UT Arlington	63	67	
												162	H	McNeese St.	80	55	
												166	N	SIUE	82	74	
												173	A	Louisiana Tech	44	76	
												199	N	Weber St.	46	56	
												209	N	Indiana St.	71	62	
												224	H	Rice	59	45	
												235	H	Sam Houston St.	70	63	
												245	A	Houston Baptist	64	50	
												285	A	Lamar	79	77	
												285	H	Lamar	60	64	
												307	A	Southeastern La.	56	65	
												313	A	A&M-Corpus Christi	71	66	
												313	H	A&M-Corpus Christi	72	59	
												317	A	Nicholls St.	89	67	
												330	H	Incarnate Word	74	62	
												333	A	New Orleans	57	58	
LAST 12 Division I GAMES:																	
				317	A	Nicholls St.	89	67	313	A	A&M-Corpus Christi	71	66				
				285	A	Lamar	79	77	235	H	Sam Houston St.	70	63				
				313	H	A&M-Corpus Christi	72	59	285	H	Lamar	60	64				
				330	H	Incarnate Word	74	62	69	H	Abilene Christian	70	85				
				245	A	Houston Baptist	64	50	333	A	New Orleans	57	58				
				128	H	Northwestern St.	68	52	111	H	Central Ark.	53	55				

Non-Div I Games: Texas-Tyler 91 69 Tex. A&M-Commerce 75 65 LSU-Shreveport 94 39

Stephen F. Austin

Average RPI Win:	286	WON-LOST	WINNING	LAST 10	STRENGTH OF	OPP. STRENGTH	TEAM	ADJ.	CONF.	ADJ CONF.
Average RPI Loss:	129	RECORD	PCT. RANK	GAMES	SCHEDULE	OF SCHEDULE	RPI	RPI	RPI	RPI
DIV. I ONLY	14- 9	104	7- 3	326	234	196	196	29	29	
DIV. I NON-CONF.	6- 5	146	0- 0	281	118	193	193	28	28	
TOTALS	RPI 1-25	RPI 26-50	W-L RECORDS	RPI 51-100	RPI 101-150	RPI 150+				
14- 9	0- 2	0- 0	OVERALL	0- 2	0- 1	14- 4				
7- 2	0- 0	0- 0	HOME	0- 0	0- 0	7- 2				
7- 5	0- 2	0- 0	AWAY	0- 1	0- 0	7- 2				
0- 2	0- 0	0- 0	NEUTRAL	0- 1	0- 1	0- 0				
6- 5	0- 2	0- 0	NON-CONFERENCE	0- 1	0- 1	6- 1				
3- 1	0- 0	0- 0	HOME	0- 0	0- 0	3- 1				
3- 2	0- 2	0- 0	AWAY	0- 0	0- 0	3- 0				
0- 2	0- 0	0- 0	NEUTRAL	0- 1	0- 1	0- 0				
8- 4	0- 0	0- 0	CONFERENCE	0- 1	0- 0	8- 3				
4- 1	0- 0	0- 0	HOME	0- 0	0- 0	4- 1				
4- 3	0- 0	0- 0	AWAY	0- 1	0- 0	4- 2				
0- 0	0- 0	0- 0	NEUTRAL	0- 0	0- 0	0- 0				

RPI 1-25				RPI 26-50				RPI 51-100				RPI 101+ Team's RPI: 196			
RPI	S	Opponent	Score	RPI	S	Opponent	Score	RPI	S	Opponent	Score	RPI	S	Opponent	Score
20	A	Georgia	55 76					63	A	FGCU	48 61	144	N	Boise St.	65 71
24	A	Tennessee	56 90					79	N	Minnesota	69 72	152	A	Jacksonville	49 69
												152	H	Jacksonville	66 61
												158	H	Hampton	68 59
												204	A	USC Upstate	58 73
												204	H	USC Upstate	56 61
												256	A	UNCW	52 49
												260	A	Bethune-Cookman	62 38
												267	H	UCF	83 68
												268	H	Georgia St.	72 80
												276	H	Ga. Southern	79 57
												293	A	Kennesaw St.	57 54
												324	A	North Florida	67 56
												324	H	North Florida	81 61
												335	A	Lipscomb	83 62
												335	H	Lipscomb	79 75
												341	A	Eastern Ill.	68 66
												343	A	NJIT	74 56
												343	H	NJIT	60 55
LAST 12 Division I GAMES:															
335	H	Lipscomb	79 75	152	A	Jacksonville	49 69								
343	A	NJIT	74 56	335	A	Lipscomb	83 62								
204	A	USC Upstate	58 73	293	A	Kennesaw St.	57 54								
324	A	North Florida	67 56	204	H	USC Upstate	56 61								
152	H	Jacksonville	66 61	343	H	NJIT	60 55								
324	H	North Florida	81 61	63	A	FGCU	48 61								

Non-Div I Games: Trinity Baptist 107 30 Armstrong St. 61 45 Flagler 84 47

Stetson

Stony Brook

Through Games Of Feb. 21, 2016

Average RPI Win:	242	WON-LOST	WINNING	LAST 10	STRENGTH OF	OPP. STRENGTH	TEAM	ADJ.	CONF.	ADJ CONF.
Average RPI Loss:	111	RECORD	PCT. RANK	GAMES	SCHEDULE	OF SCHEDULE	RPI	RPI	RPI	RPI
DIV. I ONLY	16- 12	131	3- 7	177	213	142	142	15	15	
DIV. I NON-CONF.	8- 5	120	0- 0	190	208	128	128	18	18	
TOTALS	RPI 1-25	RPI 26-50	W-L RECORDS	RPI 51-100	RPI 101-150	RPI 150+				
16- 12	0- 1	0- 3	OVERALL	0- 3	2- 0	14- 5				
9- 5	0- 0	0- 2	HOME	0- 1	2- 0	7- 2				
7- 7	0- 1	0- 1	AWAY	0- 2	0- 0	7- 3				
0- 0	0- 0	0- 0	NEUTRAL	0- 0	0- 0	0- 0				
8- 5	0- 1	0- 1	NON-CONFERENCE	0- 1	2- 0	6- 2				
4- 2	0- 0	0- 1	HOME	0- 0	2- 0	2- 1				
4- 3	0- 1	0- 0	AWAY	0- 1	0- 0	4- 1				
0- 0	0- 0	0- 0	NEUTRAL	0- 0	0- 0	0- 0				
8- 7	0- 0	0- 2	CONFERENCE	0- 2	0- 0	8- 3				
5- 3	0- 0	0- 1	HOME	0- 1	0- 0	5- 1				
3- 4	0- 0	0- 1	AWAY	0- 1	0- 0	3- 2				
0- 0	0- 0	0- 0	NEUTRAL	0- 0	0- 0	0- 0				

RPI 1-25				RPI 26-50				RPI 51-100				RPI 101+ Team's RPI: 142			
RPI	S	Opponent	Score	RPI	S	Opponent	Score	RPI	S	Opponent	Score	RPI	S	Opponent	Score
17	A	Syracuse	49 64	35	H	St. Bonaventure	68 73	71	A	Maine	52 55	103	H	Harvard	64 63
				47	A	Albany (NY)	54 73	71	H	Maine	43 60	121	H	Iona	58 53
				47	H	Albany (NY)	49 62	74	A	Hofstra	66 71	155	A	UMBC	69 60
												155	H	UMBC	65 69
												163	A	Yale	57 62
												164	H	Ole Miss	57 72
												174	A	Cornell	58 49
												217	A	Hartford	45 42
												217	H	Hartford	58 35
												234	H	Morgan St.	46 42
												237	A	Columbia	79 71
												238	A	New Hampshire	46 49
												238	H	New Hampshire	63 54
												246	A	Binghamton	47 54
												246	H	Binghamton	64 58
												295	H	Vermont	73 59
												321	A	UMass Lowell	64 50
												321	H	UMass Lowell	60 46
												327	H	LIU Brooklyn	71 54
												334	A	Saint Peter's	69 35
												339	A	Wagner	73 62
LAST 12 Division I GAMES:															
				71	H	Maine	43 60	246	A	Binghamton	47 54				
				47	H	Albany (NY)	49 62	295	H	Vermont	73 59				
				238	A	New Hampshire	46 49	71	A	Maine	52 55				
				155	H	UMBC	65 69	47	A	Albany (NY)	54 73				
				217	A	Hartford	45 42	217	H	Hartford	58 35				
				321	H	UMass Lowell	60 46	238	H	New Hampshire	63 54				

Non-Div I Games:

Stony Brook

Loss, Non-Conf, S Site, H Home A Away N Neutral

Average RPI Win: 135		WON-LOST	WINNING	LAST 10	STRENGTH OF	OPP. STRENGTH	TEAM	ADJ.	CONF.	ADJ CONF.
Average RPI Loss: 31		RECORD	PCT. RANK	GAMES	SCHEDULE	OF SCHEDULE	RPI	RPI	RPI	RPI
DIV. I ONLY		22- 6	33	8- 2	34	39	17	17	4	4
DIV. I NON-CONF.		10- 3	61	0- 0	69	101	46	46	5	5
TOTALS		RPI 1-25	RPI 26-50		W-L RECORDS		RPI 51-100	RPI 101-150	RPI 150+	
22- 6	1- 5	3- 0		OVERALL		4- 0	6- 1	8- 0		
14- 2	1- 2	0- 0		HOME		3- 0	4- 0	6- 0		
6- 4	0- 3	2- 0		AWAY		1- 0	2- 1	1- 0		
2- 0	0- 0	1- 0		NEUTRAL		0- 0	0- 0	1- 0		
10- 3	0- 3	1- 0		NON-CONFERENCE		1- 0	1- 0	7- 0		
7- 1	0- 1	0- 0		HOME		1- 0	1- 0	5- 0		
1- 2	0- 2	0- 0		AWAY		0- 0	0- 0	1- 0		
2- 0	0- 0	1- 0		NEUTRAL		0- 0	0- 0	1- 0		
12- 3	1- 2	2- 0		CONFERENCE		3- 0	5- 1	1- 0		
7- 1	1- 1	0- 0		HOME		2- 0	3- 0	1- 0		
5- 2	0- 1	2- 0		AWAY		1- 0	2- 1	0- 0		
0- 0	0- 0	0- 0		NEUTRAL		0- 0	0- 0	0- 0		

RPI	S	Opponent	Score	RPI	S	Opponent	Score	RPI	S	Opponent	Score	RPI	S	Opponent	Score
1	A	Notre Dame	62 90	26	A	Miami (FL)	57 51	53	H	Duke	86 50	113	A	Wake Forest	91 65
8	H	Arizona St.	54 61	31	N	Washington	66 62	75	H	Georgia Tech	71 52	116	H	Boston College	62 61
11	A	Maryland	64 82	43	A	North Carolina St.	55 52	81	H	Drexel	83 62	118	H	Virginia Tech	60 39
14	H	Florida St.	83 73					91	A	Virginia	91 57	122	A	Pittsburgh	70 56
16	H	Louisville	53 71									122	H	Pittsburgh	71 48
24	A	Tennessee	55 57									124	A	North Carolina	73 77
												142	H	Stony Brook	64 49
												152	H	Jacksonville	65 49
												177	N	Fordham	76 54
												207	H	UTRGV	91 32
												208	A	Rhode Island	57 54
												234	H	Morgan St.	90 61
												249	H	Clemson	83 62
												266	H	Coppin St.	88 56
												331	H	Howard	97 48
LAST 12 Division I GAMES:															
122	A	Pittsburgh	70 56	26	A	Miami (FL)	57 51	116	H	Boston College	62 61				
14	H	Florida St.	83 73	16	H	Louisville	53 71	1	A	Notre Dame	62 90				
43	A	North Carolina St.	55 52	113	A	Wake Forest	91 65								
91	A	Virginia	91 57	122	H	Pittsburgh	71 48								
75	H	Georgia Tech	71 52												
249	H	Clemson	83 62												

Non-Div I Games:

Syracuse

■ Loss,
■ Non-Conf,
■ S Site,
■ Home
■ A Away
N Neutral

TCU										
Average RPI Win:	188	WON-LOST	WINNING	LAST 10	STRENGTH OF	OPP. STRENGTH	TEAM	ADJ.	CONF.	ADJ CONF.
Average RPI Loss:	34	RECORD	PCT. RANK	GAMES	SCHEDULE	OF SCHEDULE	RPI	RPI	RPI	RPI
DIV. I ONLY	15- 11	127	4- 6	63	31	86	86	3	3	
DIV. I NON-CONF.	8- 3	77	0- 0	260	159	140	140	3	3	

TOTALS	RPI 1-25	RPI 26-50	W-L RECORDS	RPI 51-100	RPI 101-150	RPI 150+				
15- 11	1- 6	1- 4	OVERALL	2- 0	2- 0	9- 1				
11- 5	1- 3	1- 2	HOME	1- 0	1- 0	7- 0				
4- 6	0- 3	0- 2	AWAY	1- 0	1- 0	2- 1				
0- 0	0- 0	0- 0	NEUTRAL	0- 0	0- 0	0- 0				
8- 3	0- 2	0- 0	NON-CONFERENCE	0- 0	0- 0	8- 1				
7- 1	0- 1	0- 0	HOME	0- 0	0- 0	7- 0				
1- 2	0- 1	0- 0	AWAY	0- 0	0- 0	1- 1				
0- 0	0- 0	0- 0	NEUTRAL	0- 0	0- 0	0- 0				
7- 8	1- 4	1- 4	CONFERENCE	2- 0	2- 0	1- 0				
4- 4	1- 2	1- 2	HOME	1- 0	1- 0	0- 0				
3- 4	0- 2	0- 2	AWAY	1- 0	1- 0	1- 0				
0- 0	0- 0	0- 0	NEUTRAL	0- 0	0- 0	0- 0				

RPI 1-25				RPI 26-50				RPI 51-100				RPI 101+			
RPI	S	Opponent	Score	RPI	S	Opponent	Score	RPI	S	Opponent	Score	RPI	S	Opponent	Score
1	H	Notre Dame	72 88	33	A	Oklahoma	64 77	96	A	Iowa St.	72 62	141	A	Texas Tech	78 69
4	A	Baylor	55 72	33	H	Oklahoma	65 78	96	H	Iowa St.	79 69	141	H	Texas Tech	69 48
4	H	Baylor	75 81	36	H	West Virginia	84 97					170	A	SMU	89 79
6	H	Texas	58 65	48	A	Kansas St.	49 58					183	A	Butler	53 65
13	A	Texas A&M	78 82	48	H	Kansas St.	87 73					207	H	UTRGV	71 67
18	A	Oklahoma St.	52 80									212	H	Stephen F. Austin	88 55
18	H	Oklahoma St.	79 65									216	A	Kansas	70 44
												235	H	Sam Houston St.	85 59
												282	H	Prairie View	69 60
												290	H	La.-Monroe	80 42
												329	H	Southern Utah	76 47
												333	H	New Orleans	85 36

Team's RPI: 86															
LAST 12 Division I GAMES:															
18	H	Oklahoma St.	79 65	96	A	Iowa St.	72 62	36	H	West Virginia	84 97	6	H	Texas	58 65
216	A	Kansas	70 44	48	A	Kansas St.	49 58	141	H	Texas Tech	69 48	4	A	Baylor	55 72
96	H	Iowa St.	79 69												
4	H	Baylor	75 81												
33	A	Oklahoma	64 77												
18	A	Oklahoma St.	52 80												

Non-Div I Games:

TCU

■ Loss,
 ■ Non-Conf,
 S Site,
 ■ Home
 ■ Away
 N Neutral

Average RPI Win:	179	WON-LOST	WINNING	LAST 10	STRENGTH OF	OPP. STRENGTH	TEAM	ADJ.	CONF.	ADJ CONF.
Average RPI Loss:	64	RECORD	PCT. RANK	GAMES	SCHEDULE	OF SCHEDULE	RPI	RPI	RPI	RPI
DIV. I ONLY	17- 9	84	6- 4	85	73	68	68	9	9	
DIV. I NON-CONF.	6- 5	146	0- 1	44	63	101	101	7	7	
TOTALS	RPI 1-25	RPI 26-50	W-L RECORDS	RPI 51-100	RPI 101-150	RPI 150+				
17- 9	1- 3	2- 1	OVERALL	1- 2	1- 2	12- 1				
10- 3	1- 1	2- 1	HOME	0- 0	1- 1	6- 0				
7- 6	0- 1	0- 0	AWAY	1- 1	0- 0	6- 0				
0- 0	0- 0	0- 0	NEUTRAL	0- 0	0- 0	0- 0				
6- 5	1- 1	1- 1	NON-CONFERENCE	0- 2	0- 1	4- 0				
4- 2	1- 0	1- 1	HOME	0- 0	0- 1	2- 0				
2- 3	0- 1	0- 0	AWAY	0- 2	0- 0	2- 0				
0- 0	0- 0	0- 0	NEUTRAL	0- 0	0- 0	0- 0				
11- 4	0- 2	1- 0	CONFERENCE	1- 0	1- 1	8- 1				
6- 1	0- 1	1- 0	HOME	0- 0	1- 0	4- 0				
5- 3	0- 1	0- 0	AWAY	1- 0	0- 1	4- 1				
0- 0	0- 0	0- 0	NEUTRAL	0- 0	0- 0	0- 0				

RPI S Opponent	Score	RPI S Opponent	Score	RPI S Opponent	Score	RPI S Opponent	Score
3 A UConn	49 104	30 H Penn	54 60	52 A Rutgers	51 61	104 H Saint Joseph's	67 70
3 H UConn	60 85	37 H South Fla.	68 66	83 A Tulane	72 54	105 A Memphis	97 100
14 A Florida St.	47 75	50 H Villanova	61 55	99 A Quinnipiac	56 58	105 H Memphis	82 58
21 H Florida	97 91					159 A East Carolina	83 63
						170 A SMU	67 69
						170 H SMU	55 35
						177 A Fordham	57 44
						190 H Tulsa	66 46
						195 A Cincinnati	74 49
						195 H Cincinnati	74 51
						231 H Sacred Heart	92 62
						267 A UCF	71 63
						274 A La Salle	77 48
						280 A Houston	75 66
						280 H Houston	78 48
						328 H Delaware St.	100 59
LAST 12 Division I GAMES:							
105 A Memphis	97 100	83 A Tulane	72 54				
3 H UConn	60 85	280 H Houston	78 48				
195 A Cincinnati	74 49	30 H Penn	54 60				
37 H South Fla.	68 66	3 A UConn	49 104				
170 H SMU	55 35	267 A UCF	71 63				
159 A East Carolina	83 63	195 H Cincinnati	74 51				

Non-Div I Games:

Temple

Tennessee

Through Games Of Feb. 21, 2016

Average RPI Win:	106	WON-LOST	WINNING	LAST 10	STRENGTH OF	OPP. STRENGTH	TEAM	ADJ.	CONF.	ADJ CONF.
Average RPI Loss:	43	RECORD	PCT. RANK	GAMES	SCHEDULE	OF SCHEDULE	RPI	RPI	RPI	RPI
DIV. I ONLY	16- 11	120	5- 5	1	19	24	24	2	2	
DIV. I NON-CONF.	9- 4	95	0- 1	2	34	8	8	2	2	
TOTALS	RPI 1-25	RPI 26-50	W-L RECORDS	RPI 51-100	RPI 101-150	RPI 150+				
16- 11	2- 7	2- 1	OVERALL	4- 0	3- 3	5- 0				
12- 4	1- 3	1- 0	HOME	3- 0	3- 1	4- 0				
4- 7	1- 4	1- 1	AWAY	1- 0	0- 2	1- 0				
0- 0	0- 0	0- 0	NEUTRAL	0- 0	0- 0	0- 0				
9- 4	2- 3	1- 0	NON-CONFERENCE	1- 0	2- 1	3- 0				
7- 2	1- 1	1- 0	HOME	1- 0	2- 1	2- 0				
2- 2	1- 2	0- 0	AWAY	0- 0	0- 0	1- 0				
0- 0	0- 0	0- 0	NEUTRAL	0- 0	0- 0	0- 0				
7- 7	0- 4	1- 1	CONFERENCE	3- 0	1- 2	2- 0				
5- 2	0- 2	0- 0	HOME	2- 0	1- 0	2- 0				
2- 5	0- 2	1- 1	AWAY	1- 0	0- 2	0- 0				
0- 0	0- 0	0- 0	NEUTRAL	0- 0	0- 0	0- 0				

RPI	S	Opponent	Score
1	A	Notre Dame	66 79
2	H	South Carolina	56 62
6	H	Texas	53 64
7	A	Oregon St.	53 50
10	A	Stanford	55 69
13	A	Texas A&M	71 76
15	A	Kentucky	63 64
17	H	Syracuse	57 55
21	H	Florida	66 74

RPI	S	Opponent	Score
28	A	Missouri	71 55
31	A	Mississippi St.	63 65
47	H	Albany (NY)	63 55

RPI	S	Opponent	Score
51	H	Chattanooga	59 57
56	H	Auburn	79 52
82	A	Vanderbilt	69 51
82	H	Vanderbilt	58 49

RPI	S	Opponent	Score
111	H	Central Ark.	102 47
118	H	Virginia Tech	43 57
123	A	LSU	56 57
130	H	Penn St.	74 66
131	A	Arkansas	59 64
131	H	Arkansas	75 57
156	H	Alabama	70 42
157	H	ETSU	85 49
164	H	Ole Miss	57 51
196	H	Stetson	90 56
288	A	Wichita St.	58 51

LAST 12 Division I GAMES:

123	A	LSU	56 57
164	H	Ole Miss	57 51
2	H	South Carolina	56 62
82	A	Vanderbilt	69 51
13	A	Texas A&M	71 76
131	H	Arkansas	75 57
156	H	Alabama	70 42
31	A	Mississippi St.	63 65
15	A	Kentucky	63 64
82	H	Vanderbilt	58 49
1	A	Notre Dame	66 79
131	A	Arkansas	59 64

Non-Div I Games:

Tennessee

■ Loss,
 ■ Non-Conf, S Site,
 ■ Home
 ■ Away
 N Neutral

Average RPI Win:	278	WON-LOST	WINNING	LAST 10	STRENGTH OF	OPP. STRENGTH	TEAM	ADJ.	CONF.	ADJ CONF.
Average RPI Loss:	156	RECORD	PCT. RANK	GAMES	SCHEDULE	OF SCHEDULE	RPI	RPI	RPI	RPI
DIV. I ONLY	9- 16	253	3- 7	226	238	261	261	24	24	
DIV. I NON-CONF.	3- 8	258	0- 0	117	154	220	220	23	23	
TOTALS	RPI 1-25	RPI 26-50	W-L RECORDS	RPI 51-100	RPI 101-150	RPI 150+				
9- 16	0- 1	0- 2	OVERALL	0- 1	0- 4	9- 8				
7- 2	0- 0	0- 0	HOME	0- 0	0- 0	7- 2				
1- 12	0- 1	0- 2	AWAY	0- 1	0- 4	1- 4				
1- 2	0- 0	0- 0	NEUTRAL	0- 0	0- 0	1- 2				
3- 8	0- 1	0- 2	NON-CONFERENCE	0- 0	0- 3	3- 2				
2- 0	0- 0	0- 0	HOME	0- 0	0- 0	2- 0				
0- 6	0- 1	0- 2	AWAY	0- 0	0- 3	0- 0				
1- 2	0- 0	0- 0	NEUTRAL	0- 0	0- 0	1- 2				
6- 8	0- 0	0- 0	CONFERENCE	0- 1	0- 1	6- 6				
5- 2	0- 0	0- 0	HOME	0- 0	0- 0	5- 2				
1- 6	0- 0	0- 0	AWAY	0- 1	0- 1	1- 4				
0- 0	0- 0	0- 0	NEUTRAL	0- 0	0- 0	0- 0				

RPI 1-25				RPI 26-50				RPI 51-100				RPI 101+ Team's RPI: 261			
RPI	S	Opponent	Score	RPI	S	Opponent	Score	RPI	S	Opponent	Score	RPI	S	Opponent	Score
15	A	Kentucky	39 81	31	A	Mississippi St.	54 82	87	A	UT Martin	50 77	101	A	Belmont	65 80
				46	A	Indiana	56 88					132	A	Youngstown St.	58 69
												136	A	Southern Ill.	70 79
												150	A	Illinois	43 98
												166	H	SIUE	73 61
												184	A	Eastern Ky.	67 78
												184	H	Eastern Ky.	66 70
												189	N	Fla. Atlantic	64 69
												202	N	Utah St.	46 63
												203	A	Southeast Mo. St.	65 75
												244	H	Texas Southern	72 56
												269	H	Austin Peay	66 58
												271	H	Murray St.	69 58
												273	A	Tennessee Tech	60 70
												273	H	Tennessee Tech	56 64
												281	N	Alabama St.	74 64
												289	A	Jacksonville St.	55 69
												289	H	Jacksonville St.	50 40
												304	H	Morehead St.	78 76
												335	H	Lipscomb	77 65
												341	A	Eastern Ill.	62 53
LAST 12 Division I GAMES:															
289	H	Jacksonville St.	50 40	87	A	UT Martin	50 77								
184	A	Eastern Ky.	67 78	101	A	Belmont	65 80								
273	H	Tennessee Tech	56 64	273	A	Tennessee Tech	60 70								
304	H	Morehead St.	78 76	271	H	Murray St.	69 58								
184	H	Eastern Ky.	66 70	269	H	Austin Peay	66 58								
289	A	Jacksonville St.	55 69	166	H	SIUE	73 61								

Non-Div I Games: Lane 75 44 North Ala. 58 40

Tennessee St.

Loss, Non-Conf, S Site, H Home A Away N Neutral

Average RPI Win:	283	WON-LOST	WINNING	LAST 10	STRENGTH OF	OPP. STRENGTH	TEAM	ADJ.	CONF.	ADJ CONF.
Average RPI Loss:	152	RECORD	PCT. RANK	GAMES	SCHEDULE	OF SCHEDULE	RPI	RPI	RPI	RPI
DIV. I ONLY	10- 18	257	5- 5	239	227	273	273	24	24	
DIV. I NON-CONF.	4- 9	245	0- 0	161	130	247	247	23	23	
TOTALS	RPI 1-25	RPI 26-50	W-L RECORDS	RPI 51-100	RPI 101-150	RPI 150+				
10- 18	0- 2	0- 1	OVERALL	0- 2	0- 6	10- 7				
7- 8	0- 1	0- 1	HOME	0- 0	0- 3	7- 3				
3- 10	0- 1	0- 0	AWAY	0- 2	0- 3	3- 4				
0- 0	0- 0	0- 0	NEUTRAL	0- 0	0- 0	0- 0				
4- 9	0- 2	0- 1	NON-CONFERENCE	0- 1	0- 4	4- 1				
3- 5	0- 1	0- 1	HOME	0- 0	0- 2	3- 1				
1- 4	0- 1	0- 0	AWAY	0- 1	0- 2	1- 0				
0- 0	0- 0	0- 0	NEUTRAL	0- 0	0- 0	0- 0				
6- 9	0- 0	0- 0	CONFERENCE	0- 1	0- 2	6- 6				
4- 3	0- 0	0- 0	HOME	0- 0	0- 1	4- 2				
2- 6	0- 0	0- 0	AWAY	0- 1	0- 1	2- 4				
0- 0	0- 0	0- 0	NEUTRAL	0- 0	0- 0	0- 0				

RPI 1-25				RPI 26-50				RPI 51-100				RPI 101+ Team's RPI: 273			
RPI	S	Opponent	Score	RPI	S	Opponent	Score	RPI	S	Opponent	Score	RPI	S	Opponent	Score
16	H	Louisville	54 76	41	H	Arkansas St.	55 77	70	A	Middle Tenn.	53 69	101	A	Belmont	49 70
20	A	Georgia	48 81					87	A	UT Martin	53 67	101	H	Belmont	79 80
												110	H	Mercer	47 63
												139	A	Northern Ky.	62 88
												147	A	Xavier	47 64
												149	H	Southern Miss.	57 69
												166	H	SIUE	68 83
												184	A	Eastern Ky.	77 72
												203	H	Southeast Mo. St.	57 60
												249	H	Clemson	53 71
												261	A	Tennessee St.	64 56
												261	H	Tennessee St.	70 60
												268	H	Georgia St.	72 65
												269	A	Austin Peay	75 91
												271	A	Murray St.	50 56
												288	H	Wichita St.	54 48
												289	A	Jacksonville St.	46 55
												289	H	Jacksonville St.	51 49
												297	A	UNCG	73 64
												304	A	Morehead St.	71 75
												304	H	Morehead St.	77 69
												335	H	Lipscomb	81 70
												341	H	Eastern Ill.	81 74
LAST 12 Division I GAMES:															
101	A	Belmont	49 70	304	A	Morehead St.	71 75								
304	H	Morehead St.	77 69	184	A	Eastern Ky.	77 72								
289	H	Jacksonville St.	51 49	261	H	Tennessee St.	70 60								
261	A	Tennessee St.	64 56	203	H	Southeast Mo. St.	57 60								
289	A	Jacksonville St.	46 55	87	A	UT Martin	53 67								
101	H	Belmont	79 80	269	A	Austin Peay	75 91								

Non-Div I Games:

Tennessee Tech

■ Loss,
 ■ Non-Conf,
 ■ S Site,
 ■ H Home
 ■ A Away
 N Neutral

Average RPI Win:	109	WON-LOST	WINNING	LAST 10	STRENGTH OF	OPP. STRENGTH	TEAM	ADJ.	CONF.	ADJ CONF.
Average RPI Loss:	19	RECORD	PCT. RANK	GAMES	SCHEDULE	OF SCHEDULE	RPI	RPI	RPI	RPI
DIV. I ONLY	24- 2	6	8- 2	47	9	6	6	3	3	
DIV. I NON-CONF.	11- 0	1	0- 0	160	14	10	10	3	3	
TOTALS	RPI 1-25	RPI 26-50	W-L RECORDS	RPI 51-100	RPI 101-150	RPI 150+				
24- 2	4- 1	6- 1	OVERALL	3- 0	4- 0	7- 0				
14- 1	2- 1	4- 0	HOME	1- 0	2- 0	5- 0				
9- 1	2- 0	2- 0	AWAY	2- 0	1- 0	2- 0				
1- 0	0- 0	0- 0	NEUTRAL	0- 0	1- 0	0- 0				
11- 0	2- 0	1- 0	NON-CONFERENCE	0- 0	3- 0	5- 0				
7- 0	1- 0	1- 0	HOME	0- 0	1- 0	4- 0				
3- 0	1- 0	0- 0	AWAY	0- 0	1- 0	1- 0				
1- 0	0- 0	0- 0	NEUTRAL	0- 0	1- 0	0- 0				
13- 2	2- 1	5- 1	CONFERENCE	3- 0	1- 0	2- 0				
7- 1	1- 1	3- 0	HOME	1- 0	1- 0	1- 0				
6- 1	1- 0	2- 1	AWAY	2- 0	0- 0	1- 0				
0- 0	0- 0	0- 0	NEUTRAL	0- 0	0- 0	0- 0				

RPI	S	Opponent	Score	RPI	S	Opponent	Score	RPI	S	Opponent	Score	RPI	S	Opponent	Score
4	H	Baylor	67 80	31	H	Mississippi St.	53 47	86	A	TCU	65 58	125	A	Little Rock	66 56
10	H	Stanford	77 69	33	A	Oklahoma	56 74	96	A	Iowa St.	65 49	128	H	Northwestern St.	86 33
18	A	Oklahoma St.	78 48	33	H	Oklahoma	83 76	96	H	Iowa St.	75 54	131	N	Arkansas	61 50
18	H	Oklahoma St.	70 55	36	A	West Virginia	65 54					141	H	Texas Tech	86 62
24	A	Tennessee	64 53	36	H	West Virginia	73 50					158	H	Hampton	79 52
				48	A	Kansas St.	66 51					210	H	Canisius	92 62
				48	H	Kansas St.	58 51					216	A	Kansas	75 38
												216	H	Kansas	70 46
												224	A	Rice	70 47
												235	H	Sam Houston St.	83 49
												263	H	UTSA	90 53
LAST 12 Division I GAMES:															
36	H	West Virginia	73 50	216	H	Kansas	70 46								
48	H	Kansas St.	58 51	33	H	Oklahoma	83 76								
33	A	Oklahoma	56 74	86	A	TCU	65 58								
18	H	Oklahoma St.	70 55	4	H	Baylor	67 80								
96	A	Iowa St.	65 49	216	A	Kansas	75 38								
48	A	Kansas St.	66 51	18	A	Oklahoma St.	78 48								

Non-Div I Games:

Texas

■ Loss,
 ■ Non-Conf, S Site,
 ■ Home
 ■ Away
 N Neutral

Texas Southern

Through Games Of Feb. 21, 2016

Average RPI Win:	289	WON-LOST	WINNING	LAST 10	STRENGTH OF	OPP. STRENGTH	TEAM	ADJ.	CONF.	ADJ CONF.
Average RPI Loss:	195	RECORD	PCT. RANK	GAMES	SCHEDULE	OF SCHEDULE	RPI	RPI	RPI	RPI
DIV. I ONLY	15- 8	89	8- 2	349	303	244	244	32	32	
DIV. I NON-CONF.	4- 6	201	0- 0	347	95	300	300	31	31	
TOTALS	RPI 1-25	RPI 26-50	W-L RECORDS	RPI 51-100	RPI 101-150	RPI 150+				
15- 8	0- 1	0- 0	OVERALL	0- 0	0- 1	15- 6				
7- 3	0- 0	0- 0	HOME	0- 0	0- 0	7- 3				
7- 5	0- 1	0- 0	AWAY	0- 0	0- 1	7- 3				
1- 0	0- 0	0- 0	NEUTRAL	0- 0	0- 0	1- 0				
4- 6	0- 1	0- 0	NON-CONFERENCE	0- 0	0- 1	4- 4				
1- 2	0- 0	0- 0	HOME	0- 0	0- 0	1- 2				
2- 4	0- 1	0- 0	AWAY	0- 0	0- 1	2- 2				
1- 0	0- 0	0- 0	NEUTRAL	0- 0	0- 0	1- 0				
11- 2	0- 0	0- 0	CONFERENCE	0- 0	0- 0	11- 2				
6- 1	0- 0	0- 0	HOME	0- 0	0- 0	6- 1				
5- 1	0- 0	0- 0	AWAY	0- 0	0- 0	5- 1				
0- 0	0- 0	0- 0	NEUTRAL	0- 0	0- 0	0- 0				

RPI 1-25			RPI 26-50			RPI 51-100			RPI 101+			Team's RPI: 244
RPI	S	Opponent	Score	RPI	S	Opponent	Score	RPI	S	Opponent	Score	
18	A	Oklahoma St.	52 87					123	A	LSU	36 86	
								165	H	Southern U.	59 45	
								181	A	Grambling	62 50	
								181	H	Grambling	46 49	
								216	A	Kansas	65 72	
								224	A	Rice	69 66	
								235	H	Sam Houston St.	51 53	
								245	H	Houston Baptist	65 77	
								261	A	Tennessee St.	56 72	
								263	A	UTSA	59 44	
								281	A	Alabama St.	51 57	
								282	A	Prairie View	50 43	
								282	H	Prairie View	72 65	
								299	A	Jackson St.	62 36	
								299	H	Jackson St.	66 47	
								311	H	Alcorn	68 39	
								313	H	A&M-Corpus Christi	51 43	
								335	N	Lipscomb	66 62	
								342	H	Ark.-Pine Bluff	57 30	
								347	A	Alabama A&M	57 38	
								348	A	Mississippi Val.	85 30	
								348	H	Mississippi Val.	76 38	
LAST 12 Division I GAMES:												
348	A	Mississippi Val.	85 30	342	H	Ark.-Pine Bluff	57 30					
181	H	Grambling	46 49	348	H	Mississippi Val.	76 38					
299	H	Jackson St.	66 47	181	A	Grambling	62 50					
282	A	Prairie View	50 43	299	A	Jackson St.	62 36					
347	A	Alabama A&M	57 38	282	H	Prairie View	72 65					
281	A	Alabama St.	51 57	311	H	Alcorn	68 39					

Non-Div I Games:

Texas Southern

■ Loss,
 ■ Non-Conf, S Site,
 ■ Home
 ■ Away
 N Neutral

Average RPI Win:	228	WON-LOST	WINNING	LAST 10	STRENGTH OF	OPP. STRENGTH	TEAM	ADJ.	CONF.	ADJ CONF.
Average RPI Loss:	149	RECORD	PCT. RANK	GAMES	SCHEDULE	OF SCHEDULE	RPI	RPI	RPI	RPI
DIV. I ONLY	10- 13	216	4- 6	202	168	222	222	16	16	
DIV. I NON-CONF.	3- 5	218	0- 0	96	46	160	160	14	14	
TOTALS	RPI 1-25	RPI 26-50	W-L RECORDS	RPI 51-100	RPI 101-150	RPI 150+				
10- 13	0- 1	0- 2	OVERALL	0- 2	2- 3	8- 5				
7- 3	0- 0	0- 1	HOME	0- 0	1- 2	6- 0				
3- 7	0- 1	0- 1	AWAY	0- 0	1- 0	2- 5				
0- 3	0- 0	0- 0	NEUTRAL	0- 2	0- 1	0- 0				
3- 5	0- 1	0- 1	NON-CONFERENCE	0- 2	0- 1	3- 0				
2- 0	0- 0	0- 0	HOME	0- 0	0- 0	2- 0				
1- 2	0- 1	0- 1	AWAY	0- 0	0- 0	1- 0				
0- 3	0- 0	0- 0	NEUTRAL	0- 2	0- 1	0- 0				
7- 8	0- 0	0- 1	CONFERENCE	0- 0	2- 2	5- 5				
5- 3	0- 0	0- 1	HOME	0- 0	1- 2	4- 0				
2- 5	0- 0	0- 0	AWAY	0- 0	1- 0	1- 5				
0- 0	0- 0	0- 0	NEUTRAL	0- 0	0- 0	0- 0				

RPI 1-25				RPI 26-50				RPI 51-100				RPI 101+ Team's RPI: 222			
RPI	S	Opponent	Score	RPI	S	Opponent	Score	RPI	S	Opponent	Score	RPI	S	Opponent	Score
13	A	Texas A&M	50 87	28	A	Missouri	56 82	53	N	Duke	34 85	125	H	Little Rock	67 57
				41	H	Arkansas St.	59 74	96	N	Iowa St.	61 83	127	A	La.-Lafayette	46 42
												127	H	La.-Lafayette	47 59
												137	N	Idaho	55 75
												148	H	UT Arlington	48 80
												182	A	Troy	79 112
												188	A	South Ala.	73 71
												223	H	North Texas	64 62
												245	A	Houston Baptist	71 66
												263	H	UTSA	72 64
												268	A	Georgia St.	62 73
												268	H	Georgia St.	80 71
												272	A	Appalachian St.	71 90
												272	H	Appalachian St.	87 76
												276	A	Ga. Southern	64 78
												276	H	Ga. Southern	61 56
												290	A	La.-Monroe	59 63
												290	H	La.-Monroe	63 57
LAST 12 Division I GAMES:															
127	H	La.-Lafayette	47 59	290	A	La.-Monroe	59 63	127	A	La.-Lafayette	46 42	41	H	Arkansas St.	59 74
290	H	La.-Monroe	63 57	127	A	La.-Lafayette	46 42	125	H	Little Rock	67 57	182	A	Troy	79 112
272	H	Appalachian St.	87 76	125	H	Little Rock	67 57	188	A	South Ala.	73 71				
148	H	UT Arlington	48 80												
276	A	Ga. Southern	64 78												
268	A	Georgia St.	62 73												

Non-Div I Games: Tex. A&M-Commerce 80 60 St. Edward's 52 44

Texas St.

Loss, Non-Conf, S Site, H Home A Away N Neutral

Average RPI Win:	218	WON-LOST	WINNING	LAST 10	STRENGTH OF	OPP. STRENGTH	TEAM	ADJ.	CONF.	ADJ CONF.
Average RPI Loss:	41	RECORD	PCT. RANK	GAMES	SCHEDULE	OF SCHEDULE	RPI	RPI	RPI	RPI
DIV. I ONLY	11- 15	221	2- 8	45	65	141	141	3	3	
DIV. I NON-CONF.	9- 2	37	0- 0	221	308	103	103	3	3	
TOTALS	RPI 1-25	RPI 26-50	W-L RECORDS	RPI 51-100	RPI 101-150	RPI 150+				
11- 15	0- 5	0- 6	OVERALL	2- 4	1- 0	8- 0				
10- 5	0- 2	0- 2	HOME	2- 1	1- 0	7- 0				
0- 9	0- 0	0- 0	AWAY	0- 0	0- 0	0- 0				
1- 1	0- 0	0- 1	NEUTRAL	0- 0	0- 0	1- 0				
9- 2	0- 0	0- 1	NON-CONFERENCE	1- 1	1- 0	7- 0				
8- 0	0- 0	0- 0	HOME	1- 0	1- 0	6- 0				
0- 1	0- 0	0- 0	AWAY	0- 1	0- 0	0- 0				
1- 1	0- 0	0- 1	NEUTRAL	0- 0	0- 0	1- 0				
2- 13	0- 5	0- 5	CONFERENCE	1- 3	0- 0	1- 0				
2- 5	0- 2	0- 2	HOME	1- 1	0- 0	1- 0				
0- 8	0- 3	0- 3	AWAY	0- 2	0- 0	0- 0				
0- 0	0- 0	0- 0	NEUTRAL	0- 0	0- 0	0- 0				

RPI 1-25				RPI 26-50				RPI 51-100				RPI 101+ Team's RPI: 141			
RPI	S	Opponent	Score	RPI	S	Opponent	Score	RPI	S	Opponent	Score	RPI	S	Opponent	Score
4	A	Baylor	43 69	31	N	Washington	73 77	61	A	Santa Clara	70 75	137	H	Idaho	78 62
4	H	Baylor	36 66	33	A	Oklahoma	53 92	69	H	Abilene Christian	71 65	177	N	Fordham	62 48
6	A	Texas	62 86	36	A	West Virginia	57 79	86	A	TCU	48 69	181	H	Grambling	70 55
18	A	Oklahoma St.	57 70	36	H	West Virginia	42 69	86	H	TCU	69 78	216	H	Kansas	54 44
18	H	Oklahoma St.	46 69	48	A	Kansas St.	53 65	96	A	Iowa St.	48 77	232	H	Idaho St.	79 64
				48	H	Kansas St.	53 65	96	H	Iowa St.	69 66	307	H	Southeastern La.	113 51
												308	H	Niagara	79 45
												330	H	Incarnate Word	70 55
												342	H	Ark.-Pine Bluff	84 40
LAST 12 Division I GAMES:															
48	A	Kansas St.	53 65	4	A	Baylor	43 69								
96	A	Iowa St.	48 77	48	H	Kansas St.	53 65								
4	H	Baylor	36 66	33	A	Oklahoma	53 92								
18	A	Oklahoma St.	57 70	96	H	Iowa St.	69 66								
36	H	West Virginia	42 69	86	A	TCU	48 69								
216	H	Kansas	54 44	36	A	West Virginia	57 79								

Non-Div I Games:

Texas Tech

■ Loss,
 ■ Non-Conf,
 ■ S Site,
 ■ H Home
 ■ A Away
 N Neutral

Average RPI Win:	219	WON-LOST	WINNING	LAST 10	STRENGTH OF	OPP. STRENGTH	TEAM	ADJ.	CONF.	ADJ CONF.
Average RPI Loss:	71	RECORD	PCT. RANK	GAMES	SCHEDULE	OF SCHEDULE	RPI	RPI	RPI	RPI
DIV. I ONLY	15- 10	112	7- 3	105	122	98	98	11	11	
DIV. I NON-CONF.	5- 6	180	0- 0	84	67	142	142	13	13	
TOTALS	RPI 1-25	RPI 26-50	W-L RECORDS	RPI 51-100	RPI 101-150	RPI 150+				
15- 10	0- 1	0- 3	OVERALL	2- 3	3- 3	10- 0				
7- 3	0- 0	0- 1	HOME	0- 1	2- 1	5- 0				
6- 5	0- 0	0- 0	AWAY	1- 0	1- 0	4- 0				
2- 2	0- 0	0- 1	NEUTRAL	1- 0	0- 1	1- 0				
5- 6	0- 1	0- 2	NON-CONFERENCE	1- 1	0- 2	4- 0				
2- 2	0- 0	0- 0	HOME	0- 1	0- 1	2- 0				
1- 2	0- 1	0- 1	AWAY	0- 0	0- 0	1- 0				
2- 2	0- 0	0- 1	NEUTRAL	1- 0	0- 1	1- 0				
10- 4	0- 0	0- 1	CONFERENCE	1- 2	3- 1	6- 0				
5- 1	0- 0	0- 1	HOME	0- 0	2- 0	3- 0				
5- 3	0- 0	0- 0	AWAY	1- 2	1- 1	3- 0				
0- 0	0- 0	0- 0	NEUTRAL	0- 0	0- 0	0- 0				

RPI 1-25				RPI 26-50				RPI 51-100 Team's RPI: 98				RPI 101+			
RPI	S	Opponent	Score	RPI	S	Opponent	Score	RPI	S	Opponent	Score	RPI	S	Opponent	Score
1	A	Notre Dame	39 74	29	H	Ohio	57 77	64	H	Dayton	57 83	103	N	Harvard	70 76
				35	A	St. Bonaventure	63 74	72	A	Ball St.	69 75	115	A	Western Mich.	80 68
				47	N	Albany (NY)	55 63	80	N	VCU	80 61	115	H	Western Mich.	80 73
								85	A	Central Mich.	81 79	129	A	Akron	71 81
								92	A	Eastern Mich.	41 59	134	H	Arizona	59 62
												138	H	Buffalo	71 60
												218	A	Ill.-Chicago	60 51
												237	N	Columbia	88 75
												253	A	Bowling Green	68 60
												253	H	Bowling Green	75 61
												258	H	Northern Ill.	66 59
												265	A	Miami (OH)	55 50
												278	H	Cleveland St.	66 53
												325	A	Kent St.	67 64
												325	H	Kent St.	73 67
												342	H	Ark.-Pine Bluff	74 47
LAST 12 Division I GAMES:															
				85	A	Central Mich.	81 79	253	H	Bowling Green	75 61				
				253	A	Bowling Green	68 60	92	A	Eastern Mich.	41 59				
				29	H	Ohio	57 77	129	A	Akron	71 81				
				138	H	Buffalo	71 60	258	H	Northern Ill.	66 59				
				325	A	Kent St.	67 64	265	A	Miami (OH)	55 50				
				115	A	Western Mich.	80 68	115	H	Western Mich.	80 73				

Non-Div I Games:

Toledo

■ Loss,
 ■ Non-Conf, S Site,
 ■ Home
 ■ Away
 N Neutral

Average RPI Win: 195	WON-LOST	WINNING	LAST 10	STRENGTH OF	OPP. STRENGTH	TEAM	ADJ.	CONF.	ADJ CONF.
Average RPI Loss: 157	RECORD	PCT. RANK	GAMES	SCHEDULE	OF SCHEDULE	RPI	RPI	RPI	RPI
DIV. I ONLY	6- 20	303	1- 9	181	176	284	284	13	13
DIV. I NON-CONF.	3- 8	258	0- 0	256	280	295	295	12	12
TOTALS	RPI 1-25	RPI 26-50	W-L RECORDS	RPI 51-100	RPI 101-150	RPI 150+			
6- 20	0- 0	0- 2	OVERALL	1- 7	0- 0	5- 11			
4- 7	0- 0	0- 1	HOME	1- 2	0- 0	3- 4			
1- 13	0- 0	0- 1	AWAY	0- 5	0- 0	1- 7			
1- 0	0- 0	0- 0	NEUTRAL	0- 0	0- 0	1- 0			
3- 8	0- 0	0- 0	NON-CONFERENCE	0- 3	0- 0	3- 5			
2- 2	0- 0	0- 0	HOME	0- 1	0- 0	2- 1			
0- 6	0- 0	0- 0	AWAY	0- 2	0- 0	0- 4			
1- 0	0- 0	0- 0	NEUTRAL	0- 0	0- 0	1- 0			
3- 12	0- 0	0- 2	CONFERENCE	1- 4	0- 0	2- 6			
2- 5	0- 0	0- 1	HOME	1- 1	0- 0	1- 3			
1- 7	0- 0	0- 1	AWAY	0- 3	0- 0	1- 3			
0- 0	0- 0	0- 0	NEUTRAL	0- 0	0- 0	0- 0			

RPI S	Opponent	Score	RPI S	Opponent	Score	RPI S	Opponent	Score	RPI S	Opponent	Score	Team's RPI: 284
40	A James Madison	45 61	40	H James Madison	57 64	56	H Auburn	52 74	155	H UMBC	61 51	
						74	A Hofstra	60 64	160	A Northeastern	72 71	
						74	H Hofstra	56 74	169	A Delaware	64 69	
						79	A Minnesota	86 105	169	H Delaware	62 66	
						81	A Drexel	40 56	174	A Cornell	60 88	
						94	A Georgetown	46 82	185	A George Mason	76 88	
						97	A Elon	58 80	193	H William & Mary	54 73	
						97	H Elon	85 78	227	N Western Ill.	83 77	
									228	A Col. of Charleston	55 67	
									228	H Col. of Charleston	62 51	
									256	A UNCW	51 53	
									256	H UNCW	49 52	
									266	H Coppin St.	69 81	
									286	A Rider	72 78	
									301	H UMKC	70 47	
									324	A North Florida	72 74	
LAST 12 Division I GAMES:												
40	A James Madison	45 61	228	A Col. of Charleston	55 67							
81	A Drexel	40 56	256	A UNCW	51 53							
228	H Col. of Charleston	62 51	74	A Hofstra	60 64							
97	A Elon	58 80	40	H James Madison	57 64							
74	H Hofstra	56 74	169	A Delaware	64 69							
169	H Delaware	62 66	97	H Elon	85 78							

Non-Div I Games:

Towson

■ Loss,
 ■ Non-Conf,
 ■ S Site,
 ■ H Home
 ■ A Away
 N Neutral

Average RPI Win:	251	WON-LOST	WINNING	LAST 10	STRENGTH OF	OPP. STRENGTH	TEAM	ADJ.	CONF.	ADJ CONF.
Average RPI Loss:	143	RECORD	PCT. RANK	GAMES	SCHEDULE	OF SCHEDULE	RPI	RPI	RPI	RPI
DIV. I ONLY	11- 12	191	3- 7	212	224	182	182	16	16	
DIV. I NON-CONF.	3- 4	197	0- 0	226	306	165	165	14	14	
TOTALS	RPI 1-25	RPI 26-50	W-L RECORDS	RPI 51-100	RPI 101-150	RPI 150+				
11- 12	0- 0	0- 2	OVERALL	0- 1	2- 5	9- 4				
6- 3	0- 0	0- 1	HOME	0- 0	2- 0	4- 2				
5- 9	0- 0	0- 1	AWAY	0- 1	0- 5	5- 2				
0- 0	0- 0	0- 0	NEUTRAL	0- 0	0- 0	0- 0				
3- 4	0- 0	0- 0	NON-CONFERENCE	0- 1	0- 3	3- 0				
1- 0	0- 0	0- 0	HOME	0- 0	0- 0	1- 0				
2- 4	0- 0	0- 0	AWAY	0- 1	0- 3	2- 0				
0- 0	0- 0	0- 0	NEUTRAL	0- 0	0- 0	0- 0				
8- 8	0- 0	0- 2	CONFERENCE	0- 0	2- 2	6- 4				
5- 3	0- 0	0- 1	HOME	0- 0	2- 0	3- 2				
3- 5	0- 0	0- 1	AWAY	0- 0	0- 2	3- 2				
0- 0	0- 0	0- 0	NEUTRAL	0- 0	0- 0	0- 0				

RPI 1-25				RPI 26-50				RPI 51-100				RPI 101+ Team's RPI: 182			
RPI	S	Opponent	Score	RPI	S	Opponent	Score	RPI	S	Opponent	Score	RPI	S	Opponent	Score
				41	A	Arkansas St.	80 94	82	A	Vanderbilt	43 97	101	A	Belmont	93 102
				41	H	Arkansas St.	81 101					112	A	Samford	69 73
												125	A	Little Rock	64 79
												125	H	Little Rock	78 71
												127	A	La.-Lafayette	53 56
												145	A	UAB	67 89
												148	H	UT Arlington	88 71
												188	A	South Ala.	63 65
												188	H	South Ala.	71 75
												222	H	Texas St.	112 79
												268	A	Georgia St.	97 90
												268	H	Georgia St.	89 78
												272	A	Appalachian St.	100 89
												272	H	Appalachian St.	81 96
												276	A	Ga. Southern	81 66
												276	H	Ga. Southern	84 68
												281	A	Alabama St.	73 59
												290	A	La.-Monroe	73 77
												307	A	Southeastern La.	100 90
												317	H	Nicholls St.	104 51
LAST 12 Division I GAMES:															
				272	A	Appalachian St.	100 89					272	H	Appalachian St.	81 96
				188	A	South Ala.	63 65					188	H	South Ala.	71 75
				268	H	Georgia St.	89 78					127	A	La.-Lafayette	53 56
				276	H	Ga. Southern	84 68					290	A	La.-Monroe	73 77
				41	A	Arkansas St.	80 94					222	H	Texas St.	112 79
				125	A	Little Rock	64 79					148	H	UT Arlington	88 71

Non-Div I Games: West Ala. 103 72 Fort Valley St. 118 72

Troy

Average RPI Win: 190		WON-LOST	WINNING	LAST 10	STRENGTH OF	OPP. STRENGTH	TEAM	ADJ.	CONF.	ADJ CONF.
Average RPI Loss: 43		RECORD	PCT. RANK	GAMES	SCHEDULE	OF SCHEDULE	RPI	RPI	RPI	RPI
DIV. I ONLY		19- 8	68	7- 3	132	81	83	83	9	9
DIV. I NON-CONF.		9- 3	69	0- 0	71	75	52	52	7	7
TOTALS		RPI 1-25	RPI 26-50		W-L RECORDS		RPI 51-100	RPI 101-150	RPI 150+	
19- 8	0- 2	0- 3		OVERALL		2- 2	2- 1		15- 0	
12- 3	0- 1	0- 1		HOME		1- 1	2- 0		9- 0	
6- 3	0- 1	0- 1		AWAY		0- 0	0- 1		6- 0	
1- 2	0- 0	0- 1		NEUTRAL		1- 1	0- 0		0- 0	
9- 3	0- 1	0- 1		NON-CONFERENCE		2- 1	2- 0		5- 0	
7- 0	0- 0	0- 0		HOME		1- 0	2- 0		4- 0	
1- 1	0- 1	0- 0		AWAY		0- 0	0- 0		1- 0	
1- 2	0- 0	0- 1		NEUTRAL		1- 1	0- 0		0- 0	
10- 5	0- 1	0- 2		CONFERENCE		0- 1	0- 1		10- 0	
5- 3	0- 1	0- 1		HOME		0- 1	0- 0		5- 0	
5- 2	0- 0	0- 1		AWAY		0- 0	0- 1		5- 0	
0- 0	0- 0	0- 0		NEUTRAL		0- 0	0- 0		0- 0	

RPI	S	Opponent	Score	RPI	S	Opponent	Score	RPI	S	Opponent	Score	RPI	S	Opponent	Score
3	H	UConn	38 96	27	N	Green Bay	58 79	52	N	Rutgers	51 75	105	A	Memphis	67 83
14	A	Florida St.	72 78	37	A	South Fla.	65 77	58	H	Saint Louis	66 58	123	H	LSU	67 63
				37	H	South Fla.	67 71	68	H	Temple	54 72	125	H	Little Rock	69 53
								91	N	Virginia	67 62	159	A	East Carolina	66 51
												159	H	East Carolina	78 73
												162	H	McNeese St.	74 55
												164	A	Ole Miss	61 59
												165	H	Southern U.	77 48
												170	A	SMU	54 42
												170	H	SMU	76 64
												190	A	Tulsa	71 47
												190	H	Tulsa	61 42
												267	A	UCF	65 53
												267	H	UCF	75 54
												280	A	Houston	59 56
												280	H	Houston	70 48
												297	H	UNCG	74 53
												299	H	Jackson St.	92 49
LAST 12 Division I GAMES:															
190	H	Tulsa	61 42	68	H	Temple	54 72								
267	A	UCF	65 53	159	H	East Carolina	78 73								
170	H	SMU	76 64	170	A	SMU	54 42								
37	A	South Fla.	65 77	190	A	Tulsa	71 47								
280	A	Houston	59 56	37	H	South Fla.	67 71								
3	H	UConn	38 96	267	H	UCF	75 54								

Non-Div I Games:

Tulane

Average RPI Win:	186	WON-LOST	WINNING	LAST 10	STRENGTH OF	OPP. STRENGTH	TEAM	ADJ.	CONF.	ADJ CONF.
Average RPI Loss:	110	RECORD	PCT. RANK	GAMES	SCHEDULE	OF SCHEDULE	RPI	RPI	RPI	RPI
DIV. I ONLY	10- 17	249	4- 6	112	82	190	190	9	9	
DIV. I NON-CONF.	3- 8	258	0- 0	87	77	204	204	7	7	
TOTALS	RPI 1-25	RPI 26-50	W-L RECORDS	RPI 51-100	RPI 101-150	RPI 150+				
10- 17	0- 2	0- 2	OVERALL	0- 4	3- 4	7- 5				
5- 8	0- 1	0- 2	HOME	0- 1	0- 2	5- 2				
5- 7	0- 1	0- 0	AWAY	0- 3	3- 1	2- 2				
0- 2	0- 0	0- 0	NEUTRAL	0- 0	0- 1	0- 1				
3- 8	0- 0	0- 2	NON-CONFERENCE	0- 1	2- 3	1- 2				
1- 4	0- 0	0- 2	HOME	0- 0	0- 1	1- 1				
2- 2	0- 0	0- 0	AWAY	0- 1	2- 1	0- 0				
0- 2	0- 0	0- 0	NEUTRAL	0- 0	0- 1	0- 1				
7- 9	0- 2	0- 0	CONFERENCE	0- 3	1- 1	6- 3				
4- 4	0- 1	0- 0	HOME	0- 1	0- 1	4- 1				
3- 5	0- 1	0- 0	AWAY	0- 2	1- 0	2- 2				
0- 0	0- 0	0- 0	NEUTRAL	0- 0	0- 0	0- 0				

RPI 1-25				RPI 26-50				RPI 51-100				RPI 101+ Team's RPI: 190			
RPI	S	Opponent	Score	RPI	S	Opponent	Score	RPI	S	Opponent	Score	RPI	S	Opponent	Score
3	A	UConn	35 95	33	H	Oklahoma	62 75	58	A	Saint Louis	73 82	105	A	Memphis	65 59
3	H	UConn	30 94	48	H	Kansas St.	67 75	68	A	Temple	46 66	105	H	Memphis	58 69
								83	A	Tulane	42 61	107	A	UNI	59 75
								83	H	Tulane	47 71	109	N	Drake	80 91
												125	A	Little Rock	74 63
												131	A	Arkansas	74 67
												146	H	Oral Roberts	53 59
												159	A	East Carolina	55 54
												159	H	East Carolina	81 79
												170	A	SMU	45 62
												170	H	SMU	56 54
												181	H	Grambling	79 51
												185	N	George Mason	63 64
												195	H	Cincinnati	53 55
												209	H	Indiana St.	63 67
												267	A	UCF	74 75
												267	H	UCF	95 71
												280	A	Houston	79 62
												280	H	Houston	44 28
LAST 12 Division I GAMES:															
83	A	Tulane	42 61	3	H	UConn	30 94	105	H	Memphis	58 69				
170	A	SMU	45 62	280	A	Houston	79 62	83	H	Tulane	47 71				
267	H	UCF	95 71	195	H	Cincinnati	53 55	105	A	Memphis	65 59				
280	H	Houston	44 28												
159	A	East Carolina	55 54												
267	A	UCF	74 75												

Non-Div I Games:

Tulsa

■ Loss,
 ■ Non-Conf,
 ■ S Site,
 ■ Home
 ■ A Away
 N Neutral

Average RPI Win:	206	WON-LOST	WINNING	LAST 10	STRENGTH OF	OPP. STRENGTH	TEAM	ADJ.	CONF.	ADJ CONF.
Average RPI Loss:	114	RECORD	PCT. RANK	GAMES	SCHEDULE	OF SCHEDULE	RPI	RPI	RPI	RPI
DIV. I ONLY	13- 12	159	5- 5	147	157	145	145	12	12	
DIV. I NON-CONF.	7- 4	110	0- 0	194	265	121	121	10	10	
TOTALS	RPI 1-25	RPI 26-50	W-L RECORDS	RPI 51-100	RPI 101-150	RPI 150+				
13- 12	0- 2	0- 2	OVERALL	1- 3	3- 1	9- 4				
9- 3	0- 0	0- 1	HOME	1- 1	3- 0	5- 1				
3- 8	0- 2	0- 0	AWAY	0- 2	0- 1	3- 3				
1- 1	0- 0	0- 1	NEUTRAL	0- 0	0- 0	1- 0				
7- 4	0- 1	0- 1	NON-CONFERENCE	0- 1	1- 1	6- 0				
5- 0	0- 0	0- 0	HOME	0- 0	1- 0	4- 0				
1- 3	0- 1	0- 0	AWAY	0- 1	0- 1	1- 0				
1- 1	0- 0	0- 1	NEUTRAL	0- 0	0- 0	1- 0				
6- 8	0- 1	0- 1	CONFERENCE	1- 2	2- 0	3- 4				
4- 3	0- 0	0- 1	HOME	1- 1	2- 0	1- 1				
2- 5	0- 1	0- 0	AWAY	0- 1	0- 0	2- 3				
0- 0	0- 0	0- 0	NEUTRAL	0- 0	0- 0	0- 0				

RPI 1-25				RPI 26-50				RPI 51-100				RPI 101+ Team's RPI: 145			
RPI	S	Opponent	Score	RPI	S	Opponent	Score	RPI	S	Opponent	Score	RPI	S	Opponent	Score
14	A	Florida St.	44 84	43	N	North Carolina St.	56 67	56	A	Auburn	71 85	101	A	Belmont	62 63
25	A	UTEP	54 62	49	H	Western Ky.	49 63	70	A	Middle Tenn.	40 68	112	H	Samford	61 41
								70	H	Middle Tenn.	72 77	143	H	Old Dominion	58 55
								76	H	Charlotte	75 57	149	H	Southern Miss.	53 49
												151	H	Marshall	61 64
												173	H	Louisiana Tech	64 49
												182	H	Troy	89 67
												188	A	South Ala.	53 39
												189	A	Fla. Atlantic	67 62
												223	A	North Texas	51 53
												224	A	Rice	64 55
												248	N	High Point	56 46
												263	A	UTSA	52 54
												300	A	FIU	61 72
												310	H	South Carolina St.	71 38
												342	H	Ark.-Pine Bluff	82 32
												348	H	Mississippi Val.	80 33
LAST 12 Division I GAMES:															
70	H	Middle Tenn.	72 77	49	H	Western Ky.	49 63								
173	H	Louisiana Tech	64 49	223	A	North Texas	51 53								
149	H	Southern Miss.	53 49	224	A	Rice	64 55								
189	A	Fla. Atlantic	67 62	76	H	Charlotte	75 57								
300	A	FIU	61 72	143	H	Old Dominion	58 55								
151	H	Marshall	61 64	25	A	UTEP	54 62								

Non-Div I Games:

UAB

■ Loss,
 ■ Non-Conf,
 ■ S Site,
 ■ H Home
 ■ A Away
 N Neutral

Average RPI Win:	252	WON-LOST	WINNING	LAST 10	STRENGTH OF	OPP. STRENGTH	TEAM	ADJ.	CONF.	ADJ CONF.
Average RPI Loss:	124	RECORD	PCT. RANK	GAMES	SCHEDULE	OF SCHEDULE	RPI	RPI	RPI	RPI
DIV. I ONLY	14- 11	135	5- 5	273	190	186	186	22	22	
DIV. I NON-CONF.	6- 6	160	0- 0	262	120	197	197	21	21	
TOTALS	RPI 1-25	RPI 26-50	W-L RECORDS	RPI 51-100	RPI 101-150	RPI 150+				
14- 11	0- 1	0- 1	OVERALL	1- 3	1- 2	12- 4				
6- 5	0- 1	0- 0	HOME	0- 1	1- 1	5- 2				
8- 4	0- 0	0- 0	AWAY	1- 2	0- 1	7- 1				
0- 2	0- 0	0- 1	NEUTRAL	0- 0	0- 0	0- 1				
6- 6	0- 1	0- 1	NON-CONFERENCE	1- 1	0- 0	5- 3				
1- 3	0- 1	0- 0	HOME	0- 0	0- 0	1- 2				
5- 1	0- 0	0- 0	AWAY	1- 1	0- 0	4- 0				
0- 2	0- 0	0- 1	NEUTRAL	0- 0	0- 0	0- 1				
8- 5	0- 0	0- 0	CONFERENCE	0- 2	1- 2	7- 1				
5- 2	0- 0	0- 0	HOME	0- 1	1- 1	4- 0				
3- 3	0- 0	0- 0	AWAY	0- 1	0- 1	3- 1				
0- 0	0- 0	0- 0	NEUTRAL	0- 0	0- 0	0- 0				

RPI 1-25				RPI 26-50				RPI 51-100				RPI 101+ Team's RPI: 186			
RPI	S	Opponent	Score	RPI	S	Opponent	Score	RPI	S	Opponent	Score	RPI	S	Opponent	Score
10	H	Stanford	45 74	47	N	Albany (NY)	70 80	54	A	UC Riverside	73 80	120	A	Hawaii	50 70
								54	H	UC Riverside	76 90	120	H	Hawaii	60 58
								59	A	St. Mary's (CA)	78 71	135	H	Long Beach St.	62 75
								78	A	Utah	58 88	154	H	Pacific	53 66
												168	H	Sacramento St.	77 92
												192	A	Cal Poly	75 57
												192	H	Cal Poly	82 71
												206	A	Utah Valley	59 55
												250	A	San Diego St.	65 54
												255	A	UC Santa Barbara	59 66
												255	H	UC Santa Barbara	80 51
												287	A	Portland	72 47
												291	N	Florida A&M	58 61
												298	A	CSUN	75 52
												315	A	Portland St.	82 70
												337	H	UC Irvine	74 61
												338	A	Cal St. Fullerton	63 59
												338	H	Cal St. Fullerton	80 56
												344	H	Air Force	66 40
LAST 12 Division I GAMES:															
54	H	UC Riverside	76 90	255	H	UC Santa Barbara	80 51								
120	A	Hawaii	50 70	135	H	Long Beach St.	62 75								
338	H	Cal St. Fullerton	80 56	192	A	Cal Poly	75 57								
192	H	Cal Poly	82 71	255	A	UC Santa Barbara	59 66								
338	A	Cal St. Fullerton	63 59	337	H	UC Irvine	74 61								
54	A	UC Riverside	73 80	120	H	Hawaii	60 58								

Non-Div I Games: Cal St. Monterey Ba91 36

UC Davis

■ Loss,
 ■ Non-Conf,
 ■ S Site,
 ■ Home
 ■ A Away
 N Neutral

Average RPI Win:	330	WON-LOST	WINNING	LAST 10	STRENGTH OF	OPP. STRENGTH	TEAM	ADJ.	CONF.	ADJ CONF.
Average RPI Loss:	176	RECORD	PCT. RANK	GAMES	SCHEDULE	OF SCHEDULE	RPI	RPI	RPI	RPI
DIV. I ONLY	3- 22	338	1- 9	308	165	337	337	22	22	
DIV. I NON-CONF.	2- 11	306	0- 0	289	61	317	317	21	21	
TOTALS	RPI 1-25	RPI 26-50	W-L RECORDS	RPI 51-100	RPI 101-150	RPI 150+				
3- 22	0- 1	0- 3	OVERALL	0- 1	0- 3	3- 14				
1- 9	0- 0	0- 1	HOME	0- 0	0- 2	1- 6				
2- 12	0- 0	0- 0	AWAY	0- 0	0- 0	2- 1				
0- 1	0- 0	0- 1	NEUTRAL	0- 0	0- 0	0- 0				
2- 11	0- 1	0- 3	NON-CONFERENCE	0- 0	0- 0	2- 7				
1- 3	0- 0	0- 1	HOME	0- 0	0- 0	1- 2				
1- 7	0- 1	0- 1	AWAY	0- 0	0- 0	1- 5				
0- 1	0- 0	0- 1	NEUTRAL	0- 0	0- 0	0- 0				
1- 11	0- 0	0- 0	CONFERENCE	0- 1	0- 3	1- 7				
0- 6	0- 0	0- 0	HOME	0- 0	0- 2	0- 4				
1- 5	0- 0	0- 0	AWAY	0- 1	0- 1	1- 3				
0- 0	0- 0	0- 0	NEUTRAL	0- 0	0- 0	0- 0				

RPI	S	Opponent	Score	RPI	S	Opponent	Score	RPI	S	Opponent	Score	RPI	S	Opponent	Score	Team's RPI: 337
9	A	UCLA	48 83	38	N	Princeton	42 83	54	A	UC Riverside	69 93	120	A	Hawaii	35 59	
				42	A	Southern California	56 75					120	H	Hawaii	65 83	
				45	H	St. John's (NY)	63 85					135	H	Long Beach St.	65 71	
												168	A	Sacramento St.	78 126	
												186	A	UC Davis	61 74	
												192	A	Cal Poly	38 50	
												192	H	Cal Poly	54 72	
												194	A	San Jose St.	58 79	
												212	A	UNLV	52 72	
												230	H	Grand Canyon	53 58	
												240	A	CSU Bakersfield	39 65	
												241	A	Loyola Marymount	50 95	
												255	H	UC Santa Barbara	62 80	
												275	H	Northern Ariz.	55 71	
												298	A	CSUN	48 62	
												298	H	CSUN	64 83	
												322	H	Nevada	68 64	
												329	A	Southern Utah	63 58	
												338	A	Cal St. Fullerton	62 58	
												338	H	Cal St. Fullerton	53 66	
LAST 12 Division I GAMES:																
338	H	Cal St. Fullerton	53 66	338	A	Cal St. Fullerton	62 58									
298	A	CSUN	48 62	120	H	Hawaii	65 83									
255	H	UC Santa Barbara	62 80	135	H	Long Beach St.	65 71									
192	A	Cal Poly	38 50	186	A	UC Davis	61 74									
120	A	Hawaii	35 59	192	H	Cal Poly	54 72									
298	H	CSUN	64 83	54	A	UC Riverside	69 93									

Non-Div I Games: San Diego Christian78 49

UC Irvine

■ Loss,
 ■ Non-Conf, S Site,
 ■ Home
 ■ Away
 N Neutral

Average RPI Win:	220	WON-LOST	WINNING	LAST 10	STRENGTH OF	OPP. STRENGTH	TEAM	ADJ.	CONF.	ADJ CONF.
Average RPI Loss:	47	RECORD	PCT. RANK	GAMES	SCHEDULE	OF SCHEDULE	RPI	RPI	RPI	RPI
DIV. I ONLY	19- 7	56	10- 0	103	182	54	54	22	22	
DIV. I NON-CONF.	7- 7	160	0- 0	60	65	92	92	21	21	
TOTALS	RPI 1-25	RPI 26-50	W-L RECORDS	RPI 51-100	RPI 101-150	RPI 150+				
19- 7	0- 3	0- 1	OVERALL	0- 2	4- 1	15- 0				
9- 1	0- 1	0- 0	HOME	0- 0	2- 0	7- 0				
9- 6	0- 2	0- 1	AWAY	0- 2	2- 1	7- 0				
1- 0	0- 0	0- 0	NEUTRAL	0- 0	0- 0	1- 0				
7- 7	0- 3	0- 1	NON-CONFERENCE	0- 2	1- 1	6- 0				
3- 1	0- 1	0- 0	HOME	0- 0	1- 0	2- 0				
3- 6	0- 2	0- 1	AWAY	0- 2	0- 1	3- 0				
1- 0	0- 0	0- 0	NEUTRAL	0- 0	0- 0	1- 0				
12- 0	0- 0	0- 0	CONFERENCE	0- 0	3- 0	9- 0				
6- 0	0- 0	0- 0	HOME	0- 0	1- 0	5- 0				
6- 0	0- 0	0- 0	AWAY	0- 0	2- 0	4- 0				
0- 0	0- 0	0- 0	NEUTRAL	0- 0	0- 0	0- 0				

RPI 1-25			RPI 26-50			RPI 51-100			Team's RPI: 54	RPI 101+		
RPI	S	Opponent	Score	RPI	S	Opponent	Score	RPI	S	Opponent	Score	
7	A	Oregon St.	65 86	31	A	Washington	43 78	60	A	Oregon	81 95	102 A San Francisco 76 88
9	H	UCLA	56 70					95	A	California	58 64	120 A Hawaii 77 74
25	A	UTEP	57 68									133 H Fresno St. 86 68
												135 A Long Beach St. 78 60
												135 H Long Beach St. 83 58
												186 A UC Davis 90 76
												186 H UC Davis 80 73
												192 A Cal Poly 75 62
												192 H Cal Poly 93 83
												203 N Southeast Mo. St. 85 67
												230 A Grand Canyon 85 67
												240 H CSU Bakersfield 81 61
												241 H Loyola Marymount 80 62
												250 A San Diego St. 85 68
												254 A Seattle 92 70
												255 A UC Santa Barbara 83 53
												255 H UC Santa Barbara 92 81
												298 H CSUN 83 76
												337 H UC Irvine 93 69
												338 A Cal St. Fullerton 90 43
LAST 12 Division I GAMES:												
186	A	UC Davis	90 76	192	H	Cal Poly	93 83					
135	H	Long Beach St.	83 58	255	H	UC Santa Barbara	92 81					
192	A	Cal Poly	75 62	120	A	Hawaii	77 74					
338	A	Cal St. Fullerton	90 43	135	A	Long Beach St.	78 60					
298	H	CSUN	83 76	255	A	UC Santa Barbara	83 53					
186	H	UC Davis	80 73	337	H	UC Irvine	93 69					

Non-Div I Games:

UC Riverside

■ Loss,
■ Non-Conf,
■ S Site,
■ Home
■ A Away
N Neutral

Average RPI Win:	281	WON-LOST	WINNING	LAST 10	STRENGTH OF	OPP. STRENGTH	TEAM	ADJ.	CONF.	ADJ CONF.
Average RPI Loss:	134	RECORD	PCT. RANK	GAMES	SCHEDULE	OF SCHEDULE	RPI	RPI	RPI	RPI
DIV. I ONLY	9- 17	259	5- 5	208	232	255	255	22	22	
DIV. I NON-CONF.	2- 11	306	0- 0	201	170	306	306	21	21	
TOTALS	RPI 1-25	RPI 26-50	W-L RECORDS	RPI 51-100	RPI 101-150	RPI 150+				
9- 17	0- 0	0- 0	OVERALL	0- 6	0- 6	9- 5				
6- 6	0- 0	0- 0	HOME	0- 2	0- 2	6- 2				
3- 11	0- 0	0- 0	AWAY	0- 4	0- 4	3- 3				
0- 0	0- 0	0- 0	NEUTRAL	0- 0	0- 0	0- 0				
2- 11	0- 0	0- 0	NON-CONFERENCE	0- 4	0- 3	2- 4				
2- 3	0- 0	0- 0	HOME	0- 1	0- 0	2- 2				
0- 8	0- 0	0- 0	AWAY	0- 3	0- 3	0- 2				
0- 0	0- 0	0- 0	NEUTRAL	0- 0	0- 0	0- 0				
7- 6	0- 0	0- 0	CONFERENCE	0- 2	0- 3	7- 1				
4- 3	0- 0	0- 0	HOME	0- 1	0- 2	4- 0				
3- 3	0- 0	0- 0	AWAY	0- 1	0- 1	3- 1				
0- 0	0- 0	0- 0	NEUTRAL	0- 0	0- 0	0- 0				

RPI 1-25				RPI 26-50				RPI 51-100				RPI 101+				Team's RPI: 255	
RPI	S	Opponent	Score	RPI	S	Opponent	Score	RPI	S	Opponent	Score	RPI	S	Opponent	Score		
								54	A	UC Riverside	81	92	120	H	Hawaii	62	63
								54	H	UC Riverside	53	83	123	A	LSU	50	68
								60	A	Oregon	51	79	127	A	La.-Lafayette	42	61
								61	A	Santa Clara	48	66	135	A	Long Beach St.	52	60
								61	H	Santa Clara	37	48	135	H	Long Beach St.	55	58
								73	A	Washington St.	44	61	137	A	Idaho	42	64
													186	A	UC Davis	51	80
													186	H	UC Davis	66	59
													192	H	Cal Poly	78	67
													207	H	UTRGV	60	62
													236	A	Wyoming	67	76
													240	H	CSU Bakersfield	61	60
													241	H	Loyola Marymount	63	70
													264	A	Pepperdine	69	71
													298	A	CSUN	65	49
													298	H	CSUN	70	58
													304	H	Morehead St.	93	78
													337	A	UC Irvine	80	62
													338	A	Cal St. Fullerton	65	47
													338	H	Cal St. Fullerton	79	49
LAST 12 Division I GAMES:																	
				135	H	Long Beach St.	55	58	186	A	UC Davis	51	80				
				298	H	CSUN	70	58	54	A	UC Riverside	81	92				
				135	A	Long Beach St.	52	60	186	H	UC Davis	66	59				
				337	A	UC Irvine	80	62	298	A	CSUN	65	49				
				120	H	Hawaii	62	63	338	A	Cal St. Fullerton	65	47				
				338	H	Cal St. Fullerton	79	49	54	H	UC Riverside	53	83				

Non-Div I Games: La Verne 89 41

UC Santa Barbara

■ Loss,
 ■ Non-Conf,
 ■ S Site,
 ■ H Home
 ■ A Away
 N Neutral

Average RPI Win:	222	WON-LOST	WINNING	LAST 10	STRENGTH OF	OPP. STRENGTH	TEAM	ADJ.	CONF.	ADJ CONF.
Average RPI Loss:	119	RECORD	PCT. RANK	GAMES	SCHEDULE	OF SCHEDULE	RPI	RPI	RPI	RPI
DIV. I ONLY	6- 21	306	2- 8	131	92	267	267	9	9	
DIV. I NON-CONF.	3- 8	258	0- 0	155	168	253	253	7	7	
TOTALS	RPI 1-25	RPI 26-50	W-L RECORDS	RPI 51-100	RPI 101-150	RPI 150+				
6- 21	0- 3	0- 3	OVERALL	0- 3	0- 4	6- 8				
4- 10	0- 1	0- 2	HOME	0- 2	0- 2	4- 3				
2- 10	0- 1	0- 1	AWAY	0- 1	0- 2	2- 5				
0- 1	0- 1	0- 0	NEUTRAL	0- 0	0- 0	0- 0				
3- 8	0- 2	0- 1	NON-CONFERENCE	0- 0	0- 2	3- 3				
2- 4	0- 1	0- 1	HOME	0- 0	0- 1	2- 1				
1- 3	0- 0	0- 0	AWAY	0- 0	0- 1	1- 2				
0- 1	0- 1	0- 0	NEUTRAL	0- 0	0- 0	0- 0				
3- 13	0- 1	0- 2	CONFERENCE	0- 3	0- 2	3- 5				
2- 6	0- 0	0- 1	HOME	0- 2	0- 1	2- 2				
1- 7	0- 1	0- 1	AWAY	0- 1	0- 1	1- 3				
0- 0	0- 0	0- 0	NEUTRAL	0- 0	0- 0	0- 0				

RPI 1-25				RPI 26-50				RPI 51-100				RPI 101+ Team's RPI: 267			
RPI	S	Opponent	Score	RPI	S	Opponent	Score	RPI	S	Opponent	Score	RPI	S	Opponent	Score
3	A	UConn	51 106	37	A	South Fla.	63 108	68	H	Temple	63 71	105	A	Memphis	59 75
18	H	Oklahoma St.	55 74	37	H	South Fla.	49 88	83	A	Tulane	54 75	105	H	Memphis	52 69
21	N	Florida	79 93	45	H	St. John's (NY)	42 70	83	H	Tulane	53 65	129	A	Akron	54 74
												138	H	Buffalo	60 66
												159	H	East Carolina	56 71
												170	A	SMU	50 65
												170	H	SMU	66 54
												183	H	Butler	63 71
												188	A	South Ala.	77 36
												190	A	Tulsa	71 95
												190	H	Tulsa	75 74
												195	A	Cincinnati	80 60
												195	H	Cincinnati	50 68
												196	A	Stetson	68 83
												257	A	Omaha	60 75
												280	A	Houston	55 64
												291	H	Florida A&M	93 55
												300	H	FIU	89 72
LAST 12 Division I GAMES:															
170	H	SMU	66 54	190	H	Tulsa	75 74								
83	H	Tulane	53 65	105	A	Memphis	59 75								
190	A	Tulsa	71 95	37	H	South Fla.	49 88								
105	H	Memphis	52 69	3	A	UConn	51 106								
170	A	SMU	50 65	195	A	Cincinnati	80 60								
280	A	Houston	55 64	68	H	Temple	63 71								

Non-Div I Games:

UCF

■ Loss,
■ Non-Conf,
■ S Site,
■ H Home
■ A Away
N Neutral

Average RPI Win:	98	WON-LOST	WINNING	LAST 10	STRENGTH OF	OPP. STRENGTH	TEAM	ADJ.	CONF.	ADJ CONF.
Average RPI Loss:	27	RECORD	PCT. RANK	GAMES	SCHEDULE	OF SCHEDULE	RPI	RPI	RPI	RPI
DIV. I ONLY	20- 7	47	8- 2	3	2	9	9	1	1	
DIV. I NON-CONF.	8- 2	51	0- 0	16	16	11	11	1	1	
TOTALS	RPI 1-25	RPI 26-50	W-L RECORDS	RPI 51-100	RPI 101-150	RPI 150+				
20- 7	2- 4	4- 2	OVERALL	8- 1	1- 0	5- 0				
11- 1	2- 1	4- 0	HOME	3- 0	0- 0	2- 0				
8- 5	0- 0	0- 0	AWAY	5- 0	1- 0	2- 0				
1- 1	0- 1	0- 0	NEUTRAL	0- 0	0- 0	1- 0				
8- 2	0- 2	2- 0	NON-CONFERENCE	2- 0	0- 0	4- 0				
4- 1	0- 1	2- 0	HOME	0- 0	0- 0	2- 0				
3- 0	0- 0	0- 0	AWAY	2- 0	0- 0	1- 0				
1- 1	0- 1	0- 0	NEUTRAL	0- 0	0- 0	1- 0				
12- 5	2- 2	2- 2	CONFERENCE	6- 1	1- 0	1- 0				
7- 0	2- 0	2- 0	HOME	3- 0	0- 0	0- 0				
5- 5	0- 2	0- 2	AWAY	3- 1	1- 0	1- 0				
0- 0	0- 0	0- 0	NEUTRAL	0- 0	0- 0	0- 0				

RPI 1-25				Team's RPI: 9		RPI 26-50				RPI 51-100				RPI 101+					
RPI	S	Opponent	Score		RPI	S	Opponent	Score		RPI	S	Opponent	Score		RPI	S	Opponent	Score	
1	N	Notre Dame	84	92	31	A	Washington	56	64	54	A	UC Riverside	70	56	134	A	Arizona	73	39
2	H	South Carolina	65	68	31	H	Washington	63	59	60	A	Oregon	77	72	168	A	Sacramento St.	109	76
7	A	Oregon St.	54	64	40	H	James Madison	90	61	60	H	Oregon	80	69	173	N	Louisiana Tech	68	57
7	H	Oregon St.	71	51	42	A	Southern California	68	71	67	A	Michigan	86	77	176	A	Colorado	82	64
8	A	Arizona St.	61	65	42	H	Southern California	78	73	73	A	Washington St.	75	73	240	H	CSU Bakersfield	82	68
10	H	Stanford	56	36	45	H	St. John's (NY)	73	58	73	H	Washington St.	73	61	337	H	UC Irvine	83	48
										78	A	Utah	69	63					
										95	A	California	104	108					
										95	H	California	75	56					
LAST 12 Division I GAMES:																			
					7	A	Oregon St.	54	64	78	A	Utah	69	63					
					60	A	Oregon	77	72	176	A	Colorado	82	64					
					31	H	Washington	63	59	10	H	Stanford	56	36					
					73	H	Washington St.	73	61	95	H	California	75	56					
					134	A	Arizona	73	39	73	A	Washington St.	75	73					
					8	A	Arizona St.	61	65	31	A	Washington	56	64					

Non-Div I Games:

UCLA

■ Loss,
 ■ Non-Conf, S Site,
 ■ Home
 ■ Away
 N Neutral

Average RPI Win:	113	WON-LOST	WINNING	LAST 10	STRENGTH OF	OPP. STRENGTH	TEAM	ADJ.	CONF.	ADJ CONF.
Average RPI Loss:	0	RECORD	PCT. RANK	GAMES	SCHEDULE	OF SCHEDULE	RPI	RPI	RPI	RPI
DIV. I ONLY	26- 0	1	10- 0	32	26	3	3	9	9	
DIV. I NON-CONF.	11- 0	1	1- 0	1	1	1	1	7	7	
TOTALS	RPI 1-25	RPI 26-50	W-L RECORDS	RPI 51-100	RPI 101-150	RPI 150+				
26- 0	6- 0	2- 0	OVERALL	5- 0	3- 0	10- 0				
10- 0	1- 0	1- 0	HOME	2- 0	2- 0	4- 0				
14- 0	3- 0	1- 0	AWAY	3- 0	1- 0	6- 0				
2- 0	2- 0	0- 0	NEUTRAL	0- 0	0- 0	0- 0				
11- 0	6- 0	1- 0	NON-CONFERENCE	2- 0	1- 0	1- 0				
4- 0	1- 0	1- 0	HOME	1- 0	1- 0	0- 0				
5- 0	3- 0	0- 0	AWAY	1- 0	0- 0	1- 0				
2- 0	2- 0	0- 0	NEUTRAL	0- 0	0- 0	0- 0				
15- 0	0- 0	1- 0	CONFERENCE	3- 0	2- 0	9- 0				
6- 0	0- 0	0- 0	HOME	1- 0	1- 0	4- 0				
9- 0	0- 0	1- 0	AWAY	2- 0	1- 0	5- 0				
0- 0	0- 0	0- 0	NEUTRAL	0- 0	0- 0	0- 0				

RPI	S	Opponent	Score	RPI	S	Opponent	Score	RPI	S	Opponent	Score	RPI	S	Opponent	Score
1	H	Notre Dame	91 81	37	A	South Fla.	75 59	51	A	Chattanooga	79 31	105	A	Memphis	86 46
2	A	South Carolina	66 54	48	H	Kansas St.	97 57	68	A	Temple	85 60	105	H	Memphis	83 40
5	A	Ohio St.	100 56					68	H	Temple	104 49	123	H	LSU	86 40
11	N	Maryland	83 73					83	A	Tulane	96 38	159	A	East Carolina	84 41
14	N	Florida St.	73 49					84	H	Nebraska	88 46	159	H	East Carolina	92 46
22	A	DePaul	86 70									170	A	SMU	90 37
												190	A	Tulsa	94 30
												190	H	Tulsa	95 35
												195	A	Cincinnati	107 45
												195	H	Cincinnati	88 34
												267	H	UCF	106 51
												280	A	Houston	76 37
												306	A	Colgate	94 50
LAST 12 Division I GAMES:															
159	A	East Carolina	84 41	105	H	Memphis	83 40								
195	H	Cincinnati	88 34	190	A	Tulsa	94 30								
68	A	Temple	85 60	170	A	SMU	90 37								
2	A	South Carolina	66 54	267	H	UCF	106 51								
159	H	East Carolina	92 46	68	H	Temple	104 49								
83	A	Tulane	96 38	105	A	Memphis	86 46								

Non-Div I Games:

UConn

Average RPI Win:	254	WON-LOST	WINNING	LAST 10	STRENGTH OF	OPP. STRENGTH	TEAM	ADJ.	CONF.	ADJ CONF.
Average RPI Loss:	125	RECORD	PCT. RANK	GAMES	SCHEDULE	OF SCHEDULE	RPI	RPI	RPI	RPI
DIV. I ONLY	17- 10	94	7- 3	263	218	155	155	15	15	
DIV. I NON-CONF.	9- 4	95	0- 0	296	240	162	162	18	18	
TOTALS	RPI 1-25	RPI 26-50	W-L RECORDS	RPI 51-100	RPI 101-150	RPI 150+				
17- 10	0- 0	0- 3	OVERALL	1- 2	1- 2	15- 3				
8- 5	0- 0	0- 2	HOME	1- 1	0- 1	7- 1				
8- 5	0- 0	0- 1	AWAY	0- 1	1- 1	7- 2				
1- 0	0- 0	0- 0	NEUTRAL	0- 0	0- 0	1- 0				
9- 4	0- 0	0- 1	NON-CONFERENCE	1- 0	0- 1	8- 2				
4- 2	0- 0	0- 1	HOME	1- 0	0- 0	3- 1				
4- 2	0- 0	0- 0	AWAY	0- 0	0- 1	4- 1				
1- 0	0- 0	0- 0	NEUTRAL	0- 0	0- 0	1- 0				
8- 6	0- 0	0- 2	CONFERENCE	0- 2	1- 1	7- 1				
4- 3	0- 0	0- 1	HOME	0- 1	0- 1	4- 0				
4- 3	0- 0	0- 1	AWAY	0- 1	1- 0	3- 1				
0- 0	0- 0	0- 0	NEUTRAL	0- 0	0- 0	0- 0				

RPI S	Opponent	Score	RPI S	Opponent	Score	RPI S	Opponent	Score	RPI S	Opponent	Score	Team's RPI: 155
30	H Penn	46 81	71	A Maine	55 65	104	A Saint Joseph's	45 104				
47	A Albany (NY)	39 63	71	H Maine	38 72	142	A Stony Brook	69 65				
47	H Albany (NY)	42 77	89	H Bucknell	65 52	142	H Stony Brook	60 69				
						217	A Hartford	57 65				
						217	H Hartford	58 51				
						234	A Morgan St.	65 46				
						237	H Columbia	68 70				
						238	A New Hampshire	65 55				
						246	H Binghamton	62 51				
						252	A Loyola Maryland	52 46				
						266	A Coppin St.	68 61				
						270	H American	47 46				
						274	H La Salle	60 29				
						284	A Towson	51 61				
						286	H Rider	58 53				
						286	N Rider	67 58				
						292	A UMES	55 52				
						295	A Vermont	74 60				
						295	H Vermont	85 48				
						321	A UMass Lowell	68 44				
						321	H UMass Lowell	68 52				
LAST 12 Division I GAMES:												
295	A Vermont	74 60	238	A New Hampshire	65 55							
217	H Hartford	58 51	246	H Binghamton	62 51							
321	H UMass Lowell	68 52	217	A Hartford	57 65							
142	A Stony Brook	69 65	321	A UMass Lowell	68 44							
71	H Maine	38 72	142	H Stony Brook	60 69							
47	A Albany (NY)	39 63	71	A Maine	55 65							

Non-Div I Games:

UMBC

■ Loss,
 ■ Non-Conf,
 ■ S Site,
 ■ H Home
 ■ A Away
 N Neutral

UMES				STRENGTH OF SCHEDULE	OPP. STRENGTH OF SCHEDULE	TEAM RPI	ADJ. RPI	CONF. RPI	ADJ CONF. RPI
Average RPI Win:	290	WON-LOST RECORD	WINNING PCT. RANK						
Average RPI Loss:	193		LAST 10 GAMES						
DIV. I ONLY	8- 16	263	6- 4	288	323	292	292	31	31
DIV. I NON-CONF.	1- 10	330	0- 1	75	210	280	280	30	30
TOTALS	RPI 1-25	RPI 26-50	W-L RECORDS	RPI 51-100	RPI 101-150	RPI 150+			
8- 16	0- 2	0- 0	OVERALL	0- 2	0- 2	8- 10			
4- 8	0- 1	0- 0	HOME	0- 1	0- 1	4- 5			
4- 8	0- 1	0- 0	AWAY	0- 1	0- 1	4- 5			
0- 0	0- 0	0- 0	NEUTRAL	0- 0	0- 0	0- 0			
1- 10	0- 2	0- 0	NON-CONFERENCE	0- 2	0- 2	1- 4			
1- 5	0- 1	0- 0	HOME	0- 1	0- 1	1- 2			
0- 5	0- 1	0- 0	AWAY	0- 1	0- 1	0- 2			
0- 0	0- 0	0- 0	NEUTRAL	0- 0	0- 0	0- 0			
7- 6	0- 0	0- 0	CONFERENCE	0- 0	0- 0	7- 6			
3- 3	0- 0	0- 0	HOME	0- 0	0- 0	3- 3			
4- 3	0- 0	0- 0	AWAY	0- 0	0- 0	4- 3			
0- 0	0- 0	0- 0	NEUTRAL	0- 0	0- 0	0- 0			

RPI 1-25				RPI 26-50				RPI 51-100				RPI 101+ Team's RPI: 292			
RPI	S	Opponent	Score	RPI	S	Opponent	Score	RPI	S	Opponent	Score	RPI	S	Opponent	Score
11	H	Maryland	30 106					80	A	VCU	39 63	143	H	Old Dominion	52 69
19	A	Duquesne	59 95					94	H	Georgetown	60 71	147	A	Xavier	56 61
												155	H	UMBC	52 55
												158	H	Hampton	55 76
												160	A	Northeastern	49 60
												204	H	USC Upstate	78 59
												234	H	Morgan St.	69 77
												247	A	N.C. A&T	56 50
												260	H	Bethune-Cookman	76 71
												266	A	Coppin St.	54 61
												294	A	Savannah St.	42 60
												297	A	UNCG	51 71
												310	A	South Carolina St.	63 56
												310	H	South Carolina St.	61 55
												328	A	Delaware St.	70 61
												331	A	Howard	79 57
												331	H	Howard	62 59
												336	H	Mt. St. Mary's	50 57
												346	H	Norfolk St.	63 74
												349	A	N.C. Central	46 49
LAST 12 Division I GAMES:															
310	H	South Carolina St.	61 55	266	A	Coppin St.	54 61								
331	A	Howard	79 57	260	H	Bethune-Cookman	76 71								
328	A	Delaware St.	70 61	310	A	South Carolina St.	63 56								
346	H	Norfolk St.	63 74	294	A	Savannah St.	42 60								
158	H	Hampton	55 76	234	H	Morgan St.	69 77								
331	H	Howard	62 59	297	A	UNCG	51 71								

Non-Div I Games: Cheyney 76 46

UMES

■ Loss,
 ■ Non-Conf,
 ■ S Site,
 ■ Home
 ■ A Away
 N Neutral

Average RPI Win:	240	WON-LOST	WINNING	LAST 10	STRENGTH OF	OPP. STRENGTH	TEAM	ADJ.	CONF.	ADJ CONF.
Average RPI Loss:	219	RECORD	PCT. RANK	GAMES	SCHEDULE	OF SCHEDULE	RPI	RPI	RPI	RPI
DIV. I ONLY	7- 16	277	3- 7	328	246	301	301	25	25	
DIV. I NON-CONF.	3- 8	258	0- 0	327	247	314	314	25	25	
TOTALS	RPI 1-25	RPI 26-50	W-L RECORDS	RPI 51-100	RPI 101-150	RPI 150+				
7- 16	0- 0	0- 0	OVERALL	0- 1	0- 1	7- 14				
2- 8	0- 0	0- 0	HOME	0- 1	0- 0	2- 7				
5- 8	0- 0	0- 0	AWAY	0- 0	0- 1	5- 7				
0- 0	0- 0	0- 0	NEUTRAL	0- 0	0- 0	0- 0				
3- 8	0- 0	0- 0	NON-CONFERENCE	0- 0	0- 1	3- 7				
1- 3	0- 0	0- 0	HOME	0- 0	0- 0	1- 3				
2- 5	0- 0	0- 0	AWAY	0- 0	0- 1	2- 4				
0- 0	0- 0	0- 0	NEUTRAL	0- 0	0- 0	0- 0				
4- 8	0- 0	0- 0	CONFERENCE	0- 1	0- 0	4- 7				
1- 5	0- 0	0- 0	HOME	0- 1	0- 0	1- 4				
3- 3	0- 0	0- 0	AWAY	0- 0	0- 0	3- 3				
0- 0	0- 0	0- 0	NEUTRAL	0- 0	0- 0	0- 0				

RPI 1-25				RPI 26-50				RPI 51-100				RPI 101+				Team's RPI: 301	
RPI	S	Opponent	Score	RPI	S	Opponent	Score	RPI	S	Opponent	Score	RPI	S	Opponent	Score		
								93	H	New Mexico St.	62	68	106	A	Northwestern	38	80
													166	H	SIUE	58	63
													172	A	Milwaukee	48	70
													203	A	Southeast Mo. St.	65	78
													206	A	Utah Valley	71	79
													206	H	Utah Valley	44	58
													207	A	UTRGV	59	57
													207	H	UTRGV	53	62
													209	H	Indiana St.	47	77
													216	A	Kansas	47	44
													230	A	Grand Canyon	63	57
													230	H	Grand Canyon	59	68
													234	A	Morgan St.	59	50
													240	A	CSU Bakersfield	56	40
													240	H	CSU Bakersfield	68	78
													254	A	Seattle	63	69
													254	H	Seattle	64	43
													257	A	Omaha	42	57
													284	A	Towson	47	70
													296	H	Denver	68	58
													324	H	North Florida	55	62
													340	A	Chicago St.	72	77
LAST 12 Division I GAMES:																	
				206	H	Utah Valley	44	58		230	A	Grand Canyon	63	57			
				230	H	Grand Canyon	59	68		206	A	Utah Valley	71	79			
				207	A	UTRGV	59	57		207	H	UTRGV	53	62			
				254	H	Seattle	64	43		93	H	New Mexico St.	62	68			
				240	H	CSU Bakersfield	68	78		240	A	CSU Bakersfield	56	40			
				340	A	Chicago St.	72	77		254	A	Seattle	63	69			

Non-Div I Games: Stephens College 76 46 Bethany (KS) 64 51

UMKC

Loss, Non-Conf, S Site, H Home A Away N Neutral

Average RPI Win:	298	WON-LOST	WINNING	LAST 10	STRENGTH OF	OPP. STRENGTH	TEAM	ADJ.	CONF.	ADJ CONF.
Average RPI Loss:	179	RECORD	PCT. RANK	GAMES	SCHEDULE	OF SCHEDULE	RPI	RPI	RPI	RPI
DIV. I ONLY	4- 23	331	1- 9	242	237	321	321	15	15	
DIV. I NON-CONF.	3- 9	272	0- 0	266	283	293	293	18	18	
TOTALS	RPI 1-25	RPI 26-50	W-L RECORDS	RPI 51-100	RPI 101-150	RPI 150+				
4- 23	0- 1	0- 2	OVERALL	0- 2	0- 3	4- 15				
2- 10	0- 0	0- 1	HOME	0- 1	0- 1	2- 7				
2- 13	0- 0	0- 0	AWAY	0- 0	0- 0	2- 0				
0- 0	0- 0	0- 0	NEUTRAL	0- 0	0- 0	0- 0				
3- 9	0- 1	0- 1	NON-CONFERENCE	0- 0	0- 1	3- 6				
2- 2	0- 0	0- 0	HOME	0- 0	0- 0	2- 2				
1- 7	0- 1	0- 1	AWAY	0- 0	0- 1	1- 4				
0- 0	0- 0	0- 0	NEUTRAL	0- 0	0- 0	0- 0				
1- 14	0- 0	0- 1	CONFERENCE	0- 2	0- 2	1- 9				
0- 8	0- 0	0- 1	HOME	0- 1	0- 1	0- 5				
1- 6	0- 0	0- 0	AWAY	0- 1	0- 1	1- 4				
0- 0	0- 0	0- 0	NEUTRAL	0- 0	0- 0	0- 0				

RPI 1-25				RPI 26-50				RPI 51-100				RPI 101+ Team's RPI: 321			
RPI	S	Opponent	Score	RPI	S	Opponent	Score	RPI	S	Opponent	Score	RPI	S	Opponent	Score
11	A	Maryland	53 102	26	A	Miami (FL)	53 84	71	A	Maine	44 74	116	A	Boston College	55 66
				47	H	Albany (NY)	55 85	71	H	Maine	46 73	142	A	Stony Brook	46 60
												142	H	Stony Brook	50 64
												155	A	UMBC	52 68
												155	H	UMBC	44 68
												208	A	Rhode Island	64 72
												217	A	Hartford	59 72
												217	H	Hartford	70 75
												219	A	Massachusetts	58 84
												237	H	Columbia	57 67
												238	A	New Hampshire	61 65
												238	H	New Hampshire	55 63
												239	H	Holy Cross	75 67
												242	H	Bryant	64 83
												246	A	Binghamton	52 55
												246	H	Binghamton	70 75
												279	A	Central Conn. St.	53 64
												295	A	Vermont	68 66
												295	H	Vermont	51 59
												300	A	FIU	68 71
												312	A	Fairleigh Dickinson	78 67
												345	H	Boston U.	70 57
LAST 12 Division I GAMES:															
246	A	Binghamton	52 55	217	H	Hartford	70 75								
238	H	New Hampshire	55 63	47	H	Albany (NY)	55 85								
155	A	UMBC	52 68	246	H	Binghamton	70 75								
71	H	Maine	46 73	238	A	New Hampshire	61 65								
295	A	Vermont	68 66	295	H	Vermont	51 59								
142	A	Stony Brook	46 60	155	H	UMBC	44 68								

Non-Div I Games:

UMass Lowell

■ Loss,
 ■ Non-Conf,
 ■ S Site,
 ■ H Home
 ■ A Away
 N Neutral

UNC Asheville

Through Games Of Feb. 21, 2016

Average RPI Win:	261	WON-LOST	WINNING	LAST 10	STRENGTH OF	OPP. STRENGTH	TEAM	ADJ.	CONF.	ADJ CONF.
Average RPI Loss:	184	RECORD	PCT. RANK	GAMES	SCHEDULE	OF SCHEDULE	RPI	RPI	RPI	RPI
DIV. I ONLY	19- 4	24	9- 1	331	285	119	119	28	28	
DIV. I NON-CONF.	5- 2	86	0- 0	340	286	183	183	29	29	
TOTALS	RPI 1-25	RPI 26-50	W-L RECORDS	RPI 51-100	RPI 101-150	RPI 150+				
19- 4	0- 0	0- 0	OVERALL	0- 0	1- 1	18- 3				
9- 1	0- 0	0- 0	HOME	0- 0	1- 0	8- 1				
10- 3	0- 0	0- 0	AWAY	0- 0	0- 0	10- 0				
0- 0	0- 0	0- 0	NEUTRAL	0- 0	0- 0	0- 0				
5- 2	0- 0	0- 0	NON-CONFERENCE	0- 0	0- 0	5- 2				
3- 0	0- 0	0- 0	HOME	0- 0	0- 0	3- 0				
2- 2	0- 0	0- 0	AWAY	0- 0	0- 0	2- 2				
0- 0	0- 0	0- 0	NEUTRAL	0- 0	0- 0	0- 0				
14- 2	0- 0	0- 0	CONFERENCE	0- 0	1- 1	13- 1				
6- 1	0- 0	0- 0	HOME	0- 0	1- 0	5- 1				
8- 1	0- 0	0- 0	AWAY	0- 0	0- 1	8- 0				
0- 0	0- 0	0- 0	NEUTRAL	0- 0	0- 0	0- 0				

RPI 1-25			RPI 26-50			RPI 51-100			RPI 101+			Team's RPI: 119
RPI	S	Opponent	Score	RPI	S	Opponent	Score	RPI	S	Opponent	Score	
								117	A	Liberty	53	71
								117	H	Liberty	56	51
								157	A	ETSU	68	74
								201	A	Radford	54	46
								201	H	Radford	58	48
								204	H	USC Upstate	68	59
								211	H	Gardner-Webb	56	58
								214	A	Presbyterian	72	63
								214	H	Presbyterian	68	59
								225	H	Furman	84	71
								248	A	High Point	82	81
								249	A	Clemson	49	67
								277	A	Coastal Caro.	63	52
								277	H	Coastal Caro.	77	69
								283	A	Campbell	72	58
								297	H	UNCG	95	52
								302	A	Charleston So.	58	50
								305	A	Wofford	70	63
								309	A	Western Caro.	67	45
								318	A	Winthrop	67	59
								318	H	Winthrop	63	55
								320	A	Longwood	61	54
								320	H	Longwood	81	42
LAST 12 Division I GAMES:												
				201	H	Radford	58 48					
				117	H	Liberty	56 51					
				320	A	Longwood	61 54					
				277	H	Coastal Caro.	77 69					
				318	A	Winthrop	67 59					
				201	A	Radford	54 46					
								214	H	Presbyterian	68 59	
								248	A	High Point	82 81	
								211	H	Gardner-Webb	56 58	
								320	H	Longwood	81 42	
								302	A	Charleston So.	58 50	
								117	A	Liberty	53 71	

Non-Div I Games: Montreat 89 41 Warren Wilson 108 47

UNC Asheville

Loss, Non-Conf, S Site, H Home A Away N Neutral

Average RPI Win: 303	WON-LOST	WINNING	LAST 10	STRENGTH OF	OPP. STRENGTH	TEAM	ADJ.	CONF.	ADJ CONF.
Average RPI Loss: 164	RECORD	PCT. RANK	GAMES	SCHEDULE	OF SCHEDULE	RPI	RPI	RPI	RPI
DIV. I ONLY	6- 19	297	0- 10	210	272	297	297	17	17
DIV. I NON-CONF.	6- 6	160	0- 0	243	338	205	205	15	15
TOTALS	RPI 1-25	RPI 26-50	W-L RECORDS	RPI 51-100	RPI 101-150	RPI 150+			
6- 19	0- 1	0- 0	OVERALL	0- 3	0- 5	6- 10			
4- 7	0- 0	0- 0	HOME	0- 1	0- 2	4- 4			
1- 12	0- 1	0- 0	AWAY	0- 2	0- 3	1- 6			
1- 0	0- 0	0- 0	NEUTRAL	0- 0	0- 0	1- 0			
6- 6	0- 1	0- 0	NON-CONFERENCE	0- 1	0- 1	6- 3			
4- 1	0- 0	0- 0	HOME	0- 0	0- 0	4- 1			
1- 5	0- 1	0- 0	AWAY	0- 1	0- 1	1- 2			
1- 0	0- 0	0- 0	NEUTRAL	0- 0	0- 0	1- 0			
0- 13	0- 0	0- 0	CONFERENCE	0- 2	0- 4	0- 7			
0- 6	0- 0	0- 0	HOME	0- 1	0- 2	0- 3			
0- 7	0- 0	0- 0	AWAY	0- 1	0- 2	0- 4			
0- 0	0- 0	0- 0	NEUTRAL	0- 0	0- 0	0- 0			

RPI 1-25				RPI 26-50				RPI 51-100				RPI 101+ Team's RPI: 297			
RPI	S	Opponent	Score	RPI	S	Opponent	Score	RPI	S	Opponent	Score	RPI	S	Opponent	Score
2	A	South Carolina	44 92					51	A	Chattanooga	61 72	110	A	Mercer	47 81
								51	H	Chattanooga	53 74	110	H	Mercer	78 86
								83	A	Tulane	53 74	112	A	Samford	49 80
												112	H	Samford	52 57
												119	A	UNC Asheville	52 95
												157	A	ETSU	73 89
												157	H	ETSU	77 80
												204	A	USC Upstate	61 84
												211	A	Gardner-Webb	57 59
												225	A	Furman	71 85
												225	H	Furman	59 75
												248	H	High Point	82 72
												273	H	Tennessee Tech	64 73
												278	N	Cleveland St.	55 51
												292	H	UMES	71 51
												305	A	Wofford	64 104
												305	H	Wofford	56 58
												309	A	Western Caro.	72 84
												320	H	Longwood	81 60
												333	A	New Orleans	81 79
												349	H	N.C. Central	103 56
LAST 12 Division I GAMES:															
305	A	Wofford	64 104	309	A	Western Caro.	72 84								
225	A	Furman	71 85	225	H	Furman	59 75								
157	H	ETSU	77 80	305	H	Wofford	56 58								
51	H	Chattanooga	53 74	51	A	Chattanooga	61 72								
110	A	Mercer	47 81	157	A	ETSU	73 89								
112	A	Samford	49 80	112	H	Samford	52 57								

Non-Div I Games: Barton 82 55 Pfeiffer 71 52 Francis Marion 63 **66**

UNCG

Loss, Non-Conf, S Site, H Home A Away N Neutral

Average RPI Win: 264	WON-LOST	WINNING	LAST 10	STRENGTH OF	OPP. STRENGTH	TEAM	ADJ.	CONF.	ADJ CONF.
Average RPI Loss: 117	RECORD	PCT. RANK	GAMES	SCHEDULE	OF SCHEDULE	RPI	RPI	RPI	RPI
DIV. I ONLY	6- 19	297	2- 8	142	155	256	256	13	13
DIV. I NON-CONF.	3- 7	248	0- 0	153	215	228	228	12	12
TOTALS	RPI 1-25	RPI 26-50	W-L RECORDS	RPI 51-100	RPI 101-150	RPI 150+			
6- 19	0- 0	0- 2	OVERALL	0- 9	0- 0	6- 8			
3- 9	0- 0	0- 1	HOME	0- 4	0- 0	3- 4			
3- 10	0- 0	0- 1	AWAY	0- 5	0- 0	3- 4			
0- 0	0- 0	0- 0	NEUTRAL	0- 0	0- 0	0- 0			
3- 7	0- 0	0- 1	NON-CONFERENCE	0- 3	0- 0	3- 3			
1- 4	0- 0	0- 1	HOME	0- 1	0- 0	1- 2			
2- 3	0- 0	0- 0	AWAY	0- 2	0- 0	2- 1			
0- 0	0- 0	0- 0	NEUTRAL	0- 0	0- 0	0- 0			
3- 12	0- 0	0- 1	CONFERENCE	0- 6	0- 0	3- 5			
2- 5	0- 0	0- 0	HOME	0- 3	0- 0	2- 2			
1- 7	0- 0	0- 1	AWAY	0- 3	0- 0	1- 3			
0- 0	0- 0	0- 0	NEUTRAL	0- 0	0- 0	0- 0			

RPI S	Opponent	Score	RPI S	Opponent	Score	RPI S	Opponent	Score	RPI S	Opponent	Score	Team's RPI: 256
29	H Ohio	59 75	51	H Chattanooga	33 61	152	H Jacksonville	51 49				
40	A James Madison	40 60	53	A Duke	56 78	160	A Northeastern	52 69				
			74	A Hofstra	38 62	160	H Northeastern	66 72				
			74	H Hofstra	64 68	167	H Davidson	50 77				
			80	A VCU	45 58	169	A Delaware	59 67				
			81	A Drexel	60 66	187	A Richmond	53 63				
			81	H Drexel	57 71	193	A William & Mary	65 77				
			97	A Elon	53 70	193	H William & Mary	59 44				
			97	H Elon	60 67	196	H Stetson	49 52				
						228	H Col. of Charleston	53 64				
						284	A Towson	52 49				
						284	H Towson	53 51				
						324	A North Florida	63 47				
						346	A Norfolk St.	61 57				
LAST 12 Division I GAMES:												
160	A Northeastern	52 69	40	A James Madison	40 60							
74	A Hofstra	38 62	284	H Towson	53 51							
81	A Drexel	60 66	97	A Elon	53 70							
160	H Northeastern	66 72	193	A William & Mary	65 77							
193	H William & Mary	59 44	228	H Col. of Charleston	53 64							
81	H Drexel	57 71	74	H Hofstra	64 68							

Non-Div I Games: UNC Pembroke 68 43

UNCW

■ Loss,
 ■ Non-Conf,
 ■ S Site,
 ■ Home
 ■ A Away
 N Neutral

U

T

T

T

T

Average RPI Win:	276	WON-LOST	WINNING	LAST 10	STRENGTH OF	OPP. STRENGTH	TEAM	ADJ.	CONF.	ADJ CONF.
Average RPI Loss:	125	RECORD	PCT. RANK	GAMES	SCHEDULE	OF SCHEDULE	RPI	RPI	RPI	RPI
DIV. I ONLY	13- 12	159	5- 5	279	215	212	212	19	19	
DIV. I NON-CONF.	6- 4	125	0- 0	285	211	194	194	20	20	
TOTALS	RPI 1-25	RPI 26-50	W-L RECORDS	RPI 51-100	RPI 101-150	RPI 150+				
13- 12	0- 1	0- 3	OVERALL	0- 0	0- 5	13- 3				
9- 3	0- 0	0- 1	HOME	0- 0	0- 2	9- 0				
4- 8	0- 0	0- 2	AWAY	0- 0	0- 3	4- 3				
0- 1	0- 1	0- 0	NEUTRAL	0- 0	0- 0	0- 0				
6- 4	0- 1	0- 1	NON-CONFERENCE	0- 0	0- 2	6- 0				
4- 1	0- 0	0- 0	HOME	0- 0	0- 1	4- 0				
2- 2	0- 0	0- 1	AWAY	0- 0	0- 1	2- 0				
0- 1	0- 1	0- 0	NEUTRAL	0- 0	0- 0	0- 0				
7- 8	0- 0	0- 2	CONFERENCE	0- 0	0- 3	7- 3				
5- 2	0- 0	0- 1	HOME	0- 0	0- 1	5- 0				
2- 6	0- 0	0- 1	AWAY	0- 0	0- 2	2- 3				
0- 0	0- 0	0- 0	NEUTRAL	0- 0	0- 0	0- 0				

RPI 1-25			RPI 26-50			RPI 51-100			RPI 101+ Team's RPI: 212		
RPI	S	Opponent	Score	RPI	S	Opponent	Score	RPI	S	Opponent	Score
25	N	UTEP	52 60	42	A	Southern California	42 73	109	H	Drake	68 76
				44	A	Colorado St.	52 83	133	A	Fresno St.	54 58
				44	H	Colorado St.	56 64	133	H	Fresno St.	52 57
								135	A	Long Beach St.	63 67
								144	A	Boise St.	56 75
								180	A	New Mexico	53 67
								180	H	New Mexico	57 48
								185	H	George Mason	67 59
								194	A	San Jose St.	61 69
								202	H	Utah St.	46 38
								236	H	Wyoming	66 37
								250	A	San Diego St.	55 41
								264	H	Pepperdine	83 63
								280	A	Houston	63 60
								313	A	A&M-Corpus Christi	65 51
								322	A	Nevada	65 71
								322	H	Nevada	65 59
								329	H	Southern Utah	79 44
								337	H	UC Irvine	72 52
								344	A	Air Force	60 56
								344	H	Air Force	62 51
LAST 12 Division I GAMES:											
322	A	Nevada	65 71	250	A	San Diego St.	55 41				
344	H	Air Force	62 51	144	A	Boise St.	56 75				
44	A	Colorado St.	52 83	322	H	Nevada	65 59				
194	A	San Jose St.	61 69	202	H	Utah St.	46 38				
133	H	Fresno St.	52 57	344	A	Air Force	60 56				
180	H	New Mexico	57 48	180	A	New Mexico	53 67				

Non-Div I Games: Cal St. San Marcos 62 43

UNLV

■ Loss,
 ■ Non-Conf,
 ■ S Site,
 ■ H Home
 ■ A Away
 N Neutral

Average RPI Win:	304	WON-LOST	WINNING	LAST 10	STRENGTH OF	OPP. STRENGTH	TEAM	ADJ.	CONF.	ADJ CONF.
Average RPI Loss:	131	RECORD	PCT. RANK	GAMES	SCHEDULE	OF SCHEDULE	RPI	RPI	RPI	RPI
DIV. I ONLY	15- 9	100	8- 2	335	279	204	204	29	29	
DIV. I NON-CONF.	6- 6	160	0- 0	338	277	255	255	28	28	
TOTALS	RPI 1-25	RPI 26-50	W-L RECORDS	RPI 51-100	RPI 101-150	RPI 150+				
15- 9	0- 0	0- 0	OVERALL	0- 4	0- 2	15- 3				
7- 3	0- 0	0- 0	HOME	0- 1	0- 0	7- 2				
8- 6	0- 0	0- 0	AWAY	0- 3	0- 2	8- 1				
0- 0	0- 0	0- 0	NEUTRAL	0- 0	0- 0	0- 0				
6- 6	0- 0	0- 0	NON-CONFERENCE	0- 2	0- 2	6- 2				
3- 1	0- 0	0- 0	HOME	0- 0	0- 0	3- 1				
3- 5	0- 0	0- 0	AWAY	0- 2	0- 2	3- 1				
0- 0	0- 0	0- 0	NEUTRAL	0- 0	0- 0	0- 0				
9- 3	0- 0	0- 0	CONFERENCE	0- 2	0- 0	9- 1				
4- 2	0- 0	0- 0	HOME	0- 1	0- 0	4- 1				
5- 1	0- 0	0- 0	AWAY	0- 1	0- 0	5- 0				
0- 0	0- 0	0- 0	NEUTRAL	0- 0	0- 0	0- 0				

RPI 1-25				RPI 26-50				RPI 51-100				RPI 101+				Team's RPI: 204	
RPI	S	Opponent	Score	RPI	S	Opponent	Score	RPI	S	Opponent	Score	RPI	S	Opponent	Score		
								63	A	FGCU	43	54	119	A	UNC Asheville	59	68
								63	H	FGCU	44	56	124	A	North Carolina	40	80
								67	A	Michigan	61	119	152	H	Jacksonville	43	49
								75	A	Georgia Tech	46	87	196	A	Stetson	61	56
													196	H	Stetson	73	58
													225	H	Furman	63	75
													292	A	UMES	59	78
													293	A	Kennesaw St.	61	53
													293	H	Kennesaw St.	66	57
													297	H	UNCG	84	61
													304	A	Morehead St.	86	72
													309	H	Western Caro.	68	59
													316	A	IPFW	84	81
													324	A	North Florida	75	61
													324	H	North Florida	69	54
													335	A	Lipscomb	81	54
													335	H	Lipscomb	93	71
													343	A	NJIT	58	41
													346	A	Norfolk St.	82	62
													349	H	N.C. Central	68	46
LAST 12 Division I GAMES:																	
324	A	North Florida	75	61	335	A	Lipscomb	81	54								
63	H	FGCU	44	56	324	H	North Florida	69	54								
196	H	Stetson	73	58	152	H	Jacksonville	43	49								
293	A	Kennesaw St.	61	53	196	A	Stetson	61	56								
335	H	Lipscomb	93	71	63	A	FGCU	43	54								
293	H	Kennesaw St.	66	57	343	A	NJIT	58	41								

Non-Div I Games: Southern Wesleyan 84 51 Mars Hill 81 65 Bob Jones 96 46

USC Upstate

Loss, Non-Conf, S Site, H Home A Away N Neutral

Average RPI Win:	253	WON-LOST	WINNING	LAST 10	STRENGTH OF	OPP. STRENGTH	TEAM	ADJ.	CONF.	ADJ CONF.
Average RPI Loss:	113	RECORD	PCT. RANK	GAMES	SCHEDULE	OF SCHEDULE	RPI	RPI	RPI	RPI
DIV. I ONLY	12- 12	169	6- 4	148	194	148	148	16	16	
DIV. I NON-CONF.	4- 5	193	0- 0	21	125	99	99	14	14	
TOTALS	RPI 1-25	RPI 26-50	W-L RECORDS	RPI 51-100	RPI 101-150	RPI 150+				
12- 12	0- 1	0- 4	OVERALL	0- 0	0- 3	12- 4				
4- 7	0- 0	0- 3	HOME	0- 0	0- 2	4- 2				
8- 5	0- 1	0- 1	AWAY	0- 0	0- 1	8- 2				
0- 0	0- 0	0- 0	NEUTRAL	0- 0	0- 0	0- 0				
4- 5	0- 1	0- 3	NON-CONFERENCE	0- 0	0- 0	4- 1				
1- 3	0- 0	0- 2	HOME	0- 0	0- 0	1- 1				
3- 2	0- 1	0- 1	AWAY	0- 0	0- 0	3- 0				
0- 0	0- 0	0- 0	NEUTRAL	0- 0	0- 0	0- 0				
8- 7	0- 0	0- 1	CONFERENCE	0- 0	0- 3	8- 3				
3- 4	0- 0	0- 1	HOME	0- 0	0- 2	3- 1				
5- 3	0- 0	0- 0	AWAY	0- 0	0- 1	5- 2				
0- 0	0- 0	0- 0	NEUTRAL	0- 0	0- 0	0- 0				

RPI 1-25				RPI 26-50				RPI 51-100				RPI 101+ Team's RPI: 148			
RPI	S	Opponent	Score	RPI	S	Opponent	Score	RPI	S	Opponent	Score	RPI	S	Opponent	Score
4	A	Baylor	20 62	34	H	Seton Hall	54 61					125	H	Little Rock	55 59
				41	H	Arkansas St.	71 78					127	A	La.-Lafayette	52 63
				48	A	Kansas St.	41 61					127	H	La.-Lafayette	42 59
				49	H	Western Ky.	64 73					152	H	Jacksonville	56 54
												162	H	McNeese St.	57 63
												182	A	Troy	71 88
												188	A	South Ala.	55 59
												212	A	Stephen F. Austin	67 63
												222	A	Texas St.	80 48
												245	A	Houston Baptist	64 40
												263	A	UTSA	51 47
												268	A	Georgia St.	74 45
												268	H	Georgia St.	63 68
												272	A	Appalachian St.	76 45
												272	H	Appalachian St.	65 58
												276	A	Ga. Southern	53 41
												276	H	Ga. Southern	70 31
												290	A	La.-Monroe	60 50
												290	H	La.-Monroe	40 32
LAST 12 Division I GAMES:															
290	H	La.-Monroe	40 32	127	A	La.-Lafayette	52 63								
127	H	La.-Lafayette	42 59	290	A	La.-Monroe	60 50								
272	H	Appalachian St.	65 58	125	H	Little Rock	55 59								
222	A	Texas St.	80 48	41	H	Arkansas St.	71 78								
268	A	Georgia St.	74 45	188	A	South Ala.	55 59								
276	A	Ga. Southern	53 41	182	A	Troy	71 88								

Non-Div I Games: Missouri Valley 96 30

UT Arlington

■ Loss,
 ■ Non-Conf, S Site,
 ■ Home
 ■ Away
 N Neutral

Average RPI Win:	218	WON-LOST	WINNING	LAST 10	STRENGTH OF	OPP. STRENGTH	TEAM	ADJ.	CONF.	ADJ CONF.
Average RPI Loss:	106	RECORD	PCT. RANK	GAMES	SCHEDULE	OF SCHEDULE	RPI	RPI	RPI	RPI
DIV. I ONLY	19- 8	68	9- 1	196	170	87	87	24	24	
DIV. I NON-CONF.	7- 6	156	0- 0	108	37	98	98	23	23	
TOTALS	RPI 1-25	RPI 26-50	W-L RECORDS	RPI 51-100	RPI 101-150	RPI 150+				
19- 8	0- 1	0- 1	OVERALL	0- 3	4- 1	15- 2				
10- 1	0- 0	0- 1	HOME	0- 0	2- 0	8- 0				
8- 7	0- 1	0- 0	AWAY	0- 3	1- 1	7- 2				
1- 0	0- 0	0- 0	NEUTRAL	0- 0	1- 0	0- 0				
7- 6	0- 1	0- 1	NON-CONFERENCE	0- 3	3- 1	4- 0				
3- 1	0- 0	0- 1	HOME	0- 0	1- 0	2- 0				
3- 5	0- 1	0- 0	AWAY	0- 3	1- 1	2- 0				
1- 0	0- 0	0- 0	NEUTRAL	0- 0	1- 0	0- 0				
12- 2	0- 0	0- 0	CONFERENCE	0- 0	1- 0	11- 2				
7- 0	0- 0	0- 0	HOME	0- 0	1- 0	6- 0				
5- 2	0- 0	0- 0	AWAY	0- 0	0- 0	5- 2				
0- 0	0- 0	0- 0	NEUTRAL	0- 0	0- 0	0- 0				

RPI 1-25				RPI 26-50				RPI 51-100				Team's RPI: 87	RPI 101+			
RPI	S	Opponent	Score	RPI	S	Opponent	Score	RPI	S	Opponent	Score		RPI	S	Opponent	Score
16	A	Louisville	66 88	41	H	Arkansas St.	74 76	51	A	Chattanooga	46 61		101	H	Belmont	81 79
								55	A	Iowa	56 62		112	H	Samford	52 50
								82	A	Vanderbilt	61 64		114	N	North Dakota	84 58
													136	A	Southern Ill.	70 63
													150	A	Illinois	74 94
													156	H	Alabama	83 65
													166	A	SIUE	85 79
													166	H	SIUE	86 50
													184	A	Eastern Ky.	61 70
													195	A	Cincinnati	63 57
													203	A	Southeast Mo. St.	84 74
													203	H	Southeast Mo. St.	95 65
													261	H	Tennessee St.	77 50
													265	H	Miami (OH)	74 47
													269	A	Austin Peay	70 80
													269	H	Austin Peay	75 51
													271	H	Murray St.	92 62
													273	H	Tennessee Tech	67 53
													289	A	Jacksonville St.	63 53
													304	A	Morehead St.	85 67
													326	A	Evansville	75 48
													341	A	Eastern Ill.	65 39
LAST 12 Division I GAMES:																
166	H	SIUE	86 50	271	H	Murray St.	92 62									
101	H	Belmont	81 79	261	H	Tennessee St.	77 50									
269	A	Austin Peay	70 80	203	A	Southeast Mo. St.	84 74									
203	H	Southeast Mo. St.	95 65	341	A	Eastern Ill.	65 39									
166	A	SIUE	85 79	289	A	Jacksonville St.	63 53									
269	H	Austin Peay	75 51	273	H	Tennessee Tech	67 53									

Non-Div I Games:

UT Martin

■ Loss,
 ■ Non-Conf, S Site,
 ■ Home
 ■ Away
 N Neutral

Average RPI Win: 184	WON-LOST	WINNING	LAST 10	STRENGTH OF	OPP. STRENGTH	TEAM	ADJ.	CONF.	ADJ CONF.
Average RPI Loss: 143	RECORD	PCT. RANK	GAMES	SCHEDULE	OF SCHEDULE	RPI	RPI	RPI	RPI
DIV. I ONLY	22- 2	7	9- 1	149	177	25	25	12	12
DIV. I NON-CONF.	8- 1	23	0- 0	70	313	16	16	10	10
TOTALS	RPI 1-25	RPI 26-50	W-L RECORDS	RPI 51-100	RPI 101-150	RPI 150+			
22- 2	0- 0	1- 0	OVERALL	3- 0	3- 1	15- 1			
13- 0	0- 0	0- 0	HOME	2- 0	2- 0	9- 0			
8- 2	0- 0	1- 0	AWAY	1- 0	1- 1	5- 1			
1- 0	0- 0	0- 0	NEUTRAL	0- 0	0- 0	1- 0			
8- 1	0- 0	0- 0	NON-CONFERENCE	2- 0	0- 1	6- 0			
6- 0	0- 0	0- 0	HOME	1- 0	0- 0	5- 0			
1- 1	0- 0	0- 0	AWAY	1- 0	0- 1	0- 0			
1- 0	0- 0	0- 0	NEUTRAL	0- 0	0- 0	1- 0			
14- 1	0- 0	1- 0	CONFERENCE	1- 0	3- 0	9- 1			
7- 0	0- 0	0- 0	HOME	1- 0	2- 0	4- 0			
7- 1	0- 0	1- 0	AWAY	0- 0	1- 0	5- 1			
0- 0	0- 0	0- 0	NEUTRAL	0- 0	0- 0	0- 0			

RPI S	Opponent	Score	RPI S	Opponent	Score	RPI S	Opponent	Score	RPI S	Opponent	Score
49	A Western Ky.	85 78	54	H UC Riverside	68 57	135	A Long Beach St.	40 47			
			70	H Middle Tenn.	84 73	145	H UAB	62 54			
			93	A New Mexico St.	71 65	149	A Southern Miss.	57 54			
						149	H Southern Miss.	72 64			
						151	A Marshall	64 79			
						158	H Hampton	78 54			
						173	A Louisiana Tech	72 65			
						173	H Louisiana Tech	86 80			
						180	H New Mexico	70 62			
						189	A Fla. Atlantic	78 66			
						189	H Fla. Atlantic	75 47			
						212	N UNLV	60 52			
						223	A North Texas	75 67			
						224	A Rice	60 54			
						232	H Idaho St.	67 54			
						245	H Houston Baptist	98 63			
						263	H UTSA	62 55			
						275	H Northern Ariz.	77 66			
						300	A FIU	69 57			
						300	H FIU	70 52			
LAST 12 Division I GAMES:											
173	A Louisiana Tech	72 65	173	H Louisiana Tech	86 80						
149	A Southern Miss.	57 54	149	H Southern Miss.	72 64						
189	H Fla. Atlantic	75 47	300	A FIU	69 57						
300	H FIU	70 52	189	A Fla. Atlantic	78 66						
49	A Western Ky.	85 78	263	H UTSA	62 55						
151	A Marshall	64 79	145	H UAB	62 54						

Non-Div I Games: Tex. Permian Basin 86 32

UTEP

■ Loss,
 ■ Non-Conf,
 ■ S Site,
 ■ Home
 ■ A Away
 N Neutral

Average RPI Win: 266	WON-LOST	WINNING	LAST 10	STRENGTH OF	OPP. STRENGTH	TEAM	ADJ.	CONF.	ADJ CONF.
Average RPI Loss: 152	RECORD	PCT. RANK	GAMES	SCHEDULE	OF SCHEDULE	RPI	RPI	RPI	RPI
DIV. I ONLY	12- 12	169	5- 5	306	195	207	207	25	25
DIV. I NON-CONF.	5- 7	198	0- 0	263	107	184	184	25	25
TOTALS	RPI 1-25	RPI 26-50	W-L RECORDS	RPI 51-100	RPI 101-150	RPI 150+			
12- 12	0- 2	0- 1	OVERALL	0- 3	0- 0	12- 6			
4- 3	0- 0	0- 0	HOME	0- 1	0- 0	4- 2			
7- 8	0- 2	0- 1	AWAY	0- 2	0- 0	7- 3			
1- 1	0- 0	0- 0	NEUTRAL	0- 0	0- 0	1- 1			
5- 7	0- 2	0- 1	NON-CONFERENCE	0- 2	0- 0	5- 2			
1- 0	0- 0	0- 0	HOME	0- 0	0- 0	1- 0			
3- 6	0- 2	0- 1	AWAY	0- 2	0- 0	3- 1			
1- 1	0- 0	0- 0	NEUTRAL	0- 0	0- 0	1- 1			
7- 5	0- 0	0- 0	CONFERENCE	0- 1	0- 0	7- 4			
3- 3	0- 0	0- 0	HOME	0- 1	0- 0	3- 2			
4- 2	0- 0	0- 0	AWAY	0- 0	0- 0	4- 2			
0- 0	0- 0	0- 0	NEUTRAL	0- 0	0- 0	0- 0			

RPI 1-25			RPI 26-50			RPI 51-100			RPI 101+ Team's RPI: 207		
RPI	S	Opponent	Score	RPI	S	Opponent	Score	RPI	S	Opponent	Score
17	A	Syracuse	32 91	48	A	Kansas St.	43 61	86	A	TCU	67 71
18	A	Oklahoma St.	54 78					92	A	Eastern Mich.	56 78
								93	H	New Mexico St.	57 68
										206 A	Utah Valley 57 71
										206 H	Utah Valley 61 48
										230 A	Grand Canyon 68 66
										230 H	Grand Canyon 52 28
										240 A	CSU Bakersfield 66 80
										240 H	CSU Bakersfield 60 46
										254 A	Seattle 76 71
										254 H	Seattle 71 74
										255 A	UC Santa Barbara 62 60
										280 A	Houston 55 45
										301 A	UMKC 62 53
										301 H	UMKC 57 59
										313 A	A&M-Corpus Christi 46 49
										330 A	Incarnate Word 68 50
										330 H	Incarnate Word 60 47
										340 A	Chicago St. 64 56
LAST 12 Division I GAMES:											
240	A	CSU Bakersfield	66 80	254	H	Seattle	71 74				
254	A	Seattle	76 71	240	H	CSU Bakersfield	60 46				
301	H	UMKC	57 59	301	A	UMKC	62 53				
230	A	Grand Canyon	68 66	340	A	Chicago St.	64 56				
206	A	Utah Valley	57 71	206	H	Utah Valley	61 48				
93	H	New Mexico St.	57 68	230	H	Grand Canyon	52 28				

Non-Div I Games: Concordia (TX) 90 44 Evangel 75 60 Texas Lutheran 90 38

UTRGV

Loss, Non-Conf, S Site, H Home A Away N Neutral

Average RPI Win: 225	WON-LOST	WINNING	LAST 10	STRENGTH OF	OPP. STRENGTH	TEAM	ADJ.	CONF.	ADJ CONF.
Average RPI Loss: 144	RECORD	PCT. RANK	GAMES	SCHEDULE	OF SCHEDULE	RPI	RPI	RPI	RPI
DIV. I ONLY	6- 17	292	3- 7	136	161	263	263	12	12
DIV. I NON-CONF.	2- 6	272	0- 0	41	281	230	230	10	10
TOTALS	RPI 1-25	RPI 26-50	W-L RECORDS	RPI 51-100	RPI 101-150	RPI 150+			
6- 17	0- 2	0- 2	OVERALL	0- 2	2- 2	4- 9			
5- 5	0- 0	0- 0	HOME	0- 1	2- 1	3- 3			
1- 12	0- 2	0- 2	AWAY	0- 1	0- 1	1- 6			
0- 0	0- 0	0- 0	NEUTRAL	0- 0	0- 0	0- 0			
2- 6	0- 1	0- 1	NON-CONFERENCE	0- 1	0- 1	2- 2			
2- 2	0- 0	0- 0	HOME	0- 0	0- 1	2- 1			
0- 4	0- 1	0- 1	AWAY	0- 1	0- 0	0- 1			
0- 0	0- 0	0- 0	NEUTRAL	0- 0	0- 0	0- 0			
4- 11	0- 1	0- 1	CONFERENCE	0- 1	2- 1	2- 7			
3- 3	0- 0	0- 0	HOME	0- 1	2- 0	1- 2			
1- 8	0- 1	0- 1	AWAY	0- 0	0- 1	1- 5			
0- 0	0- 0	0- 0	NEUTRAL	0- 0	0- 0	0- 0			

RPI 1-25				RPI 26-50				RPI 51-100				RPI 101+ Team's RPI: 263			
RPI	S	Opponent	Score	RPI	S	Opponent	Score	RPI	S	Opponent	Score	RPI	S	Opponent	Score
6	A	Texas	53 90	33	A	Oklahoma	41 80	69	A	Abilene Christian	60 79	145	H	UAB	54 52
25	A	UTEP	55 62	49	A	Western Ky.	65 72	70	H	Middle Tenn.	63 74	148	H	UT Arlington	47 51
												149	A	Southern Miss.	53 65
												149	H	Southern Miss.	47 41
												151	A	Marshall	76 80
												173	A	Louisiana Tech	66 75
												173	H	Louisiana Tech	72 82
												189	A	Fla. Atlantic	51 64
												189	H	Fla. Atlantic	57 54
												222	A	Texas St.	64 72
												223	A	North Texas	58 68
												224	A	Rice	48 49
												244	H	Texas Southern	44 59
												245	H	Houston Baptist	79 50
												300	A	FIU	63 52
												300	H	FIU	54 59
												319	H	Illinois St.	77 51
LAST 12 Division I GAMES:															
149	A	Southern Miss.	53 65	149	H	Southern Miss.	47 41								
173	A	Louisiana Tech	66 75	173	H	Louisiana Tech	72 82								
300	H	FIU	54 59	189	A	Fla. Atlantic	51 64								
189	H	Fla. Atlantic	57 54	300	A	FIU	63 52								
151	A	Marshall	76 80	25	A	UTEP	55 62								
49	A	Western Ky.	65 72	70	H	Middle Tenn.	63 74								

Non-Div I Games: Howard Payne 106 65 Tex. A&M-Kingsville88 51

UTSA

Loss, Non-Conf, S Site, H Home A Away N Neutral

Average RPI Win:	152	WON-LOST	WINNING	LAST 10	STRENGTH OF	OPP. STRENGTH	TEAM	ADJ.	CONF.	ADJ CONF.
Average RPI Loss:	31	RECORD	PCT. RANK	GAMES	SCHEDULE	OF SCHEDULE	RPI	RPI	RPI	RPI
DIV. I ONLY	15- 12	138	3- 7	35	16	78	78	1	1	
DIV. I NON-CONF.	8- 3	77	0- 0	109	124	87	87	1	1	
TOTALS	RPI 1-25	RPI 26-50	W-L RECORDS	RPI 51-100	RPI 101-150	RPI 150+				
15- 12	0- 7	1- 2	OVERALL	4- 2	3- 1	7- 0				
11- 5	0- 3	1- 1	HOME	3- 1	2- 0	5- 0				
4- 5	0- 4	0- 0	AWAY	1- 1	1- 0	2- 0				
0- 2	0- 0	0- 1	NEUTRAL	0- 0	0- 1	0- 0				
8- 3	0- 1	0- 1	NON-CONFERENCE	1- 0	2- 1	5- 0				
7- 0	0- 0	0- 0	HOME	1- 0	2- 0	4- 0				
1- 1	0- 1	0- 0	AWAY	0- 0	0- 0	1- 0				
0- 2	0- 0	0- 1	NEUTRAL	0- 0	0- 1	0- 0				
7- 9	0- 6	1- 1	CONFERENCE	3- 2	1- 0	2- 0				
4- 5	0- 3	1- 1	HOME	2- 1	0- 0	1- 0				
3- 4	0- 3	0- 0	AWAY	1- 1	1- 0	1- 0				
0- 0	0- 0	0- 0	NEUTRAL	0- 0	0- 0	0- 0				

RPI S Opponent Score	RPI S Opponent Score	RPI S Opponent Score	RPI S Opponent Score
7 A Oregon St. 53 72	31 H Washington 88 83	60 A Oregon 58 69	116 N Boston College 51 76
7 H Oregon St. 53 62	33 N Oklahoma 55 70	60 H Oregon 65 77	133 H Fresno St. 78 63
8 A Arizona St. 60 80	42 H Southern California 59 70	66 H South Dakota 66 59	134 A Arizona 60 55
9 H UCLA 63 69		73 H Washington St. 73 71	140 H Creighton 74 58
10 A Stanford 52 72		95 A California 84 79	176 A Colorado 76 68
10 H Stanford 54 72		95 H California 72 66	176 H Colorado 71 55
12 A BYU 59 73			185 H George Mason 74 62
			186 H UC Davis 88 58
			202 A Utah St. 64 61
			285 H Lamar 71 67
			298 H CSUN 97 56
LAST 12 Division I GAMES:			
10 H Stanford 54 72	9 H UCLA 63 69		
95 H California 72 66	42 H Southern California 59 70		
7 A Oregon St. 53 72	60 H Oregon 65 77		
60 A Oregon 58 69	7 H Oregon St. 53 62		
176 A Colorado 76 68	8 A Arizona St. 60 80		
176 H Colorado 71 55	134 A Arizona 60 55		

Non-Div I Games:

Utah

Average RPI Win:	245	WON-LOST	WINNING	LAST 10	STRENGTH OF	OPP. STRENGTH	TEAM	ADJ.	CONF.	ADJ CONF.
Average RPI Loss:	139	RECORD	PCT. RANK	GAMES	SCHEDULE	OF SCHEDULE	RPI	RPI	RPI	RPI
DIV. I ONLY	9- 14	236	4- 6	146	202	202	202	19	19	
DIV. I NON-CONF.	3- 6	234	0- 0	172	136	209	209	20	20	
TOTALS	RPI 1-25	RPI 26-50	W-L RECORDS	RPI 51-100	RPI 101-150	RPI 150+				
9- 14	0- 1	0- 2	OVERALL	0- 1	0- 3	9- 7				
4- 6	0- 0	0- 1	HOME	0- 1	0- 2	4- 2				
4- 8	0- 1	0- 1	AWAY	0- 0	0- 1	4- 5				
1- 0	0- 0	0- 0	NEUTRAL	0- 0	0- 0	1- 0				
3- 6	0- 1	0- 0	NON-CONFERENCE	0- 1	0- 0	3- 4				
1- 2	0- 0	0- 0	HOME	0- 1	0- 0	1- 1				
1- 4	0- 1	0- 0	AWAY	0- 0	0- 0	1- 3				
1- 0	0- 0	0- 0	NEUTRAL	0- 0	0- 0	1- 0				
6- 8	0- 0	0- 2	CONFERENCE	0- 0	0- 3	6- 3				
3- 4	0- 0	0- 1	HOME	0- 0	0- 2	3- 1				
3- 4	0- 0	0- 1	AWAY	0- 0	0- 1	3- 2				
0- 0	0- 0	0- 0	NEUTRAL	0- 0	0- 0	0- 0				

RPI 1-25				RPI 26-50				RPI 51-100				RPI 101+ Team's RPI: 202			
RPI	S	Opponent	Score	RPI	S	Opponent	Score	RPI	S	Opponent	Score	RPI	S	Opponent	Score
12	A	BYU	69 81	44	A	Colorado St.	64 91	78	H	Utah	61 64	133	H	Fresno St.	61 67
				44	H	Colorado St.	49 69					144	A	Boise St.	78 84
												144	H	Boise St.	58 63
												154	H	Pacific	78 70
												168	H	Sacramento St.	86 95
												175	A	Northern Colo.	60 74
												180	A	New Mexico	70 73
												180	H	New Mexico	72 56
												191	A	Montana	70 86
												194	H	San Jose St.	74 86
												206	A	Utah Valley	76 72
												212	A	UNLV	38 46
												232	A	Idaho St.	67 81
												236	H	Wyoming	84 75
												250	A	San Diego St.	55 36
												250	H	San Diego St.	72 59
												261	N	Tennessee St.	63 46
												322	A	Nevada	79 66
												344	A	Air Force	66 53
LAST 12 Division I GAMES:															
133	H	Fresno St.	61 67	250	H	San Diego St.	72 59								
44	A	Colorado St.	64 91	212	A	UNLV	38 46								
180	A	New Mexico	70 73	44	H	Colorado St.	49 69								
236	H	Wyoming	84 75	344	A	Air Force	66 53								
144	H	Boise St.	58 63	180	H	New Mexico	72 56								
322	A	Nevada	79 66	144	A	Boise St.	78 84								

Non-Div I Games: Westminster (UT) 74 67 Haskell 90 63

Utah St.

Loss, Non-Conf, S Site, H Home A Away N Neutral

Utah Valley

Through Games Of Feb. 21, 2016

Average RPI Win:	261	WON-LOST	WINNING	LAST 10	STRENGTH OF	OPP. STRENGTH	TEAM	ADJ.	CONF.	ADJ CONF.
Average RPI Loss:	162	RECORD	PCT. RANK	GAMES	SCHEDULE	OF SCHEDULE	RPI	RPI	RPI	RPI
DIV. I ONLY	12- 13	185	7- 3	206	299	206	206	25	25	
DIV. I NON-CONF.	5- 8	209	0- 0	143	303	202	202	25	25	
TOTALS	RPI 1-25	RPI 26-50	W-L RECORDS	RPI 51-100	RPI 101-150	RPI 150+				
12- 13	0- 1	0- 0	OVERALL	0- 3	2- 0	10- 9				
6- 5	0- 0	0- 0	HOME	0- 1	1- 0	5- 4				
6- 7	0- 1	0- 0	AWAY	0- 2	1- 0	5- 4				
0- 1	0- 0	0- 0	NEUTRAL	0- 0	0- 0	0- 1				
5- 8	0- 1	0- 0	NON-CONFERENCE	0- 1	2- 0	3- 6				
2- 3	0- 0	0- 0	HOME	0- 0	1- 0	1- 3				
3- 4	0- 1	0- 0	AWAY	0- 1	1- 0	2- 2				
0- 1	0- 0	0- 0	NEUTRAL	0- 0	0- 0	0- 1				
7- 5	0- 0	0- 0	CONFERENCE	0- 2	0- 0	7- 3				
4- 2	0- 0	0- 0	HOME	0- 1	0- 0	4- 1				
3- 3	0- 0	0- 0	AWAY	0- 1	0- 0	3- 2				
0- 0	0- 0	0- 0	NEUTRAL	0- 0	0- 0	0- 0				

RPI 1-25				RPI 26-50				RPI 51-100				RPI 101+ Team's RPI: 206			
RPI	S	Opponent	Score	RPI	S	Opponent	Score	RPI	S	Opponent	Score	RPI	S	Opponent	Score
12	A	BYU	62 78					60	A	Oregon	68 79	102	H	San Francisco	94 88
								93	A	New Mexico St.	68 73	144	A	Boise St.	72 70
								93	H	New Mexico St.	53 59	156	N	Alabama	60 67
												186	H	UC Davis	55 59
												197	A	Eastern Wash.	64 68
												199	A	Weber St.	56 61
												202	H	Utah St.	72 76
												207	A	UTRGV	48 61
												207	H	UTRGV	71 57
												230	H	Grand Canyon	53 61
												232	H	Idaho St.	47 56
												240	A	CSU Bakersfield	54 61
												240	H	CSU Bakersfield	72 53
												254	A	Seattle	61 44
												257	A	Omaha	74 59
												301	A	UMKC	58 44
												301	H	UMKC	79 71
												322	A	Nevada	73 65
												329	H	Southern Utah	70 58
												340	A	Chicago St.	69 62
												340	H	Chicago St.	74 46
LAST 12 Division I GAMES:															
301	A	UMKC	58 44	254	A	Seattle	61 44								
340	A	Chicago St.	69 62	340	H	Chicago St.	74 46								
240	H	CSU Bakersfield	72 53	301	H	UMKC	79 71								
93	H	New Mexico St.	53 59	230	H	Grand Canyon	53 61								
207	H	UTRGV	71 57	207	A	UTRGV	48 61								
240	A	CSU Bakersfield	54 61	93	A	New Mexico St.	68 73								

Non-Div I Games: Bethesda (CA) 91 64 Dixie St. 77 63

Utah Valley

Loss, Non-Conf, S Site, H Home A Away N Neutral

Average RPI Win:	183	WON-LOST	WINNING	LAST 10	STRENGTH OF	OPP. STRENGTH	TEAM	ADJ.	CONF.	ADJ CONF.
Average RPI Loss:	118	RECORD	PCT. RANK	GAMES	SCHEDULE	OF SCHEDULE	RPI	RPI	RPI	RPI
DIV. I ONLY	19- 8	68	6- 4	110	150	80	80	7	7	
DIV. I NON-CONF.	11- 2	28	0- 0	144	304	51	51	8	8	
TOTALS	RPI 1-25	RPI 26-50	W-L RECORDS	RPI 51-100	RPI 101-150	RPI 150+				
19- 8	1- 1	2- 0	OVERALL	1- 2	2- 2	13- 3				
10- 4	0- 1	1- 0	HOME	0- 1	1- 1	8- 1				
9- 3	1- 0	1- 0	AWAY	1- 0	1- 0	5- 1				
0- 1	0- 0	0- 0	NEUTRAL	0- 1	0- 0	0- 0				
11- 2	1- 0	0- 0	NON-CONFERENCE	0- 1	2- 1	8- 0				
7- 0	0- 0	0- 0	HOME	0- 0	1- 0	6- 0				
4- 1	1- 0	0- 0	AWAY	0- 0	1- 1	2- 0				
0- 1	0- 0	0- 0	NEUTRAL	0- 1	0- 0	0- 0				
8- 6	0- 1	2- 0	CONFERENCE	1- 1	0- 1	5- 3				
3- 4	0- 1	1- 0	HOME	0- 1	0- 1	2- 1				
5- 2	0- 0	1- 0	AWAY	1- 0	0- 0	3- 2				
0- 0	0- 0	0- 0	NEUTRAL	0- 0	0- 0	0- 0				

RPI 1-25				RPI 26-50				RPI 51-100				Team's RPI: 80	RPI 101+			
RPI	S	Opponent	Score	RPI	S	Opponent	Score	RPI	S	Opponent	Score		RPI	S	Opponent	Score
8	A	Arizona St.	57 48	35	H	St. Bonaventure	52 47	58	H	Saint Louis	72 77		104	H	Saint Joseph's	63 66
19	H	Duquesne	67 71	39	A	George Washington	79 68	64	A	Dayton	74 72		121	A	Iona	74 58
								98	N	Toledo	61 80		126	A	IUPUI	69 70
													143	H	Old Dominion	74 54
													167	H	Davidson	50 56
													177	H	Fordham	61 51
													185	A	George Mason	54 70
													187	A	Richmond	50 62
													187	H	Richmond	53 42
													193	H	William & Mary	73 47
													208	A	Rhode Island	49 36
													219	A	Massachusetts	74 66
													225	H	Furman	67 45
													247	A	N.C. A&T	64 49
													248	A	High Point	69 39
													256	H	UNCW	58 45
													266	H	Coppin St.	73 42
													274	A	La Salle	84 76
													283	H	Campbell	57 34
													292	H	UMES	63 39
LAST 12 Division I GAMES:																
				39	A	George Washington	79 68						177	H	Fordham	61 51
				208	A	Rhode Island	49 36						187	H	Richmond	53 42
				187	A	Richmond	50 62						185	A	George Mason	54 70
				274	A	La Salle	84 76						167	H	Davidson	50 56
				35	H	St. Bonaventure	52 47						64	A	Dayton	74 72
				19	H	Duquesne	67 71						104	H	Saint Joseph's	63 66

Non-Div I Games:

VCU

■ Loss,
 ■ Non-Conf,
 S Site,
 ■ Home
 ■ Away
 N Neutral

Average RPI Win: 184		WON-LOST	WINNING	LAST 10	STRENGTH OF	OPP. STRENGTH	TEAM	ADJ.	CONF.	ADJ CONF.
Average RPI Loss: 128		RECORD	PCT. RANK	GAMES	SCHEDULE	OF SCHEDULE	RPI	RPI	RPI	RPI
DIV. I ONLY		5- 18	309	2- 8	55	143	243	243	14	14
DIV. I NON-CONF.		1- 7	318	0- 0	50	26	252	252	16	16
TOTALS	RPI 1-25		RPI 26-50		W-L RECORDS	RPI 51-100	RPI 101-150		RPI 150+	
5- 18	0- 2		0- 2		OVERALL	0- 3	2- 2		3- 9	
4- 9	0- 1		0- 1		HOME	0- 1	1- 2		3- 4	
1- 8	0- 1		0- 1		AWAY	0- 2	1- 0		0- 4	
0- 1	0- 0		0- 0		NEUTRAL	0- 0	0- 0		0- 1	
1- 7	0- 2		0- 0		NON-CONFERENCE	0- 1	0- 1		1- 3	
1- 3	0- 1		0- 0		HOME	0- 0	0- 1		1- 1	
0- 3	0- 1		0- 0		AWAY	0- 1	0- 0		0- 1	
0- 1	0- 0		0- 0		NEUTRAL	0- 0	0- 0		0- 1	
4- 11	0- 0		0- 2		CONFERENCE	0- 2	2- 1		2- 6	
3- 6	0- 0		0- 1		HOME	0- 1	1- 1		2- 3	
1- 5	0- 0		0- 1		AWAY	0- 1	1- 0		0- 3	
0- 0	0- 0		0- 0		NEUTRAL	0- 0	0- 0		0- 0	

RPI 1-25				RPI 26-50				RPI 51-100				RPI 101+ Team's RPI: 243			
RPI	S	Opponent	Score	RPI	S	Opponent	Score	RPI	S	Opponent	Score	RPI	S	Opponent	Score
1	H	Notre Dame	54 110	27	A	Green Bay	42 81	77	A	San Diego	60 76	129	H	Akron	74 85
16	A	Louisville	42 75	27	H	Green Bay	35 71	100	A	Wright St.	63 80	132	H	Youngstown St.	65 60
								100	H	Wright St.	54 65	139	A	Northern Ky.	61 60
												139	H	Northern Ky.	50 68
												153	A	Detroit	65 85
												153	H	Detroit	66 72
												166	H	SIUE	69 56
												172	A	Milwaukee	60 82
												172	H	Milwaukee	60 70
												175	N	Northern Colo.	63 77
												183	A	Butler	53 72
												205	A	Oakland	77 87
												205	H	Oakland	81 66
												218	H	Ill.-Chicago	50 54
												265	H	Miami (OH)	72 75
												278	H	Cleveland St.	66 59
LAST 12 Division I GAMES:															
27	H	Green Bay	35 71	218	H	Ill.-Chicago	50 54								
172	H	Milwaukee	60 70	132	H	Youngstown St.	65 60								
153	A	Detroit	65 85	278	H	Cleveland St.	66 59								
205	A	Oakland	77 87	172	A	Milwaukee	60 82								
139	H	Northern Ky.	50 68	27	A	Green Bay	42 81								
100	H	Wright St.	54 65	205	H	Oakland	81 66								

Non-Div I Games:	Ind.-Northwest	79	57	Cardinal Stritch	63	62	Ind.-Kokomo	88	22
------------------	----------------	----	----	------------------	----	----	-------------	----	----

Valparaiso

Loss, Non-Conf, S Site, H Home A Away N Neutral

Average RPI Win:	162	WON-LOST	WINNING	LAST 10	STRENGTH OF	OPP. STRENGTH	TEAM	ADJ.	CONF.	ADJ CONF.
Average RPI Loss:	47	RECORD	PCT. RANK	GAMES	SCHEDULE	OF SCHEDULE	RPI	RPI	RPI	RPI
DIV. I ONLY	15- 12	138	2- 8	49	48	82	82	2	2	
DIV. I NON-CONF.	11- 2	28	0- 0	115	213	33	33	2	2	
TOTALS	RPI 1-25	RPI 26-50	W-L RECORDS	RPI 51-100	RPI 101-150	RPI 150+				
15- 12	1- 7	1- 1	OVERALL	3- 2	1- 1	9- 1				
10- 5	0- 5	1- 0	HOME	1- 0	1- 0	7- 0				
4- 7	1- 2	0- 1	AWAY	1- 2	0- 1	2- 1				
1- 0	0- 0	0- 0	NEUTRAL	1- 0	0- 0	0- 0				
11- 2	0- 0	1- 1	NON-CONFERENCE	3- 1	0- 0	7- 0				
8- 0	0- 0	1- 0	HOME	1- 0	0- 0	6- 0				
2- 2	0- 0	0- 1	AWAY	1- 1	0- 0	1- 0				
1- 0	0- 0	0- 0	NEUTRAL	1- 0	0- 0	0- 0				
4- 10	1- 7	0- 0	CONFERENCE	0- 1	1- 1	2- 1				
2- 5	0- 5	0- 0	HOME	0- 0	1- 0	1- 0				
2- 5	1- 2	0- 0	AWAY	0- 1	0- 1	1- 1				
0- 0	0- 0	0- 0	NEUTRAL	0- 0	0- 0	0- 0				

RPI	S	Opponent	Score	RPI	S	Opponent	Score	RPI	S	Opponent	Score	RPI	S	Opponent	Score
2	H	South Carolina	61 71	27	A	Green Bay	56 58	56	A	Auburn	45 53	123	H	LSU	58 42
13	H	Texas A&M	63 75	29	H	Ohio	62 59	64	A	Dayton	56 81	131	A	Arkansas	56 57
15	A	Kentucky	71 69					81	A	Drexel	74 64	156	A	Alabama	54 48
15	H	Kentucky	55 71					87	H	UT Martin	64 61	156	H	Alabama	67 52
20	H	Georgia	58 64					93	N	New Mexico St.	71 45	157	H	ETSU	65 39
21	A	Florida	67 79									164	A	Ole Miss	52 55
24	A	Tennessee	49 58									177	A	Fordham	53 40
24	H	Tennessee	51 69									182	H	Troy	97 43
												214	H	Presbyterian	56 38
												269	H	Austin Peay	73 56
												344	H	Air Force	86 29
												348	H	Mississippi Val.	89 39
LAST 12 Division I GAMES:															
13	H	Texas A&M	63 75	20	H	Georgia	58 64								
21	A	Florida	67 79	15	A	Kentucky	71 69								
15	H	Kentucky	55 71	156	H	Alabama	67 52								
24	H	Tennessee	51 69	24	A	Tennessee	49 58								
131	A	Arkansas	56 57	123	H	LSU	58 42								
56	A	Auburn	45 53	156	A	Alabama	54 48								

Non-Div I Games:

Vanderbilt

Average RPI Win: 283	WON-LOST	WINNING	LAST 10	STRENGTH OF	OPP. STRENGTH	TEAM	ADJ.	CONF.	ADJ CONF.
Average RPI Loss: 183	RECORD	PCT. RANK	GAMES	SCHEDULE	OF SCHEDULE	RPI	RPI	RPI	RPI
DIV. I ONLY	7- 20	293	2- 8	246	308	295	295	15	15
DIV. I NON-CONF.	5- 8	209	0- 0	292	348	270	270	18	18
TOTALS	RPI 1-25	RPI 26-50	W-L RECORDS	RPI 51-100	RPI 101-150	RPI 150+			
7- 20	0- 0	0- 2	OVERALL	0- 3	0- 1	7- 14			
3- 9	0- 0	0- 1	HOME	0- 2	0- 0	3- 6			
4- 11	0- 0	0- 1	AWAY	0- 1	0- 1	4- 8			
0- 0	0- 0	0- 0	NEUTRAL	0- 0	0- 0	0- 0			
5- 8	0- 0	0- 0	NON-CONFERENCE	0- 1	0- 0	5- 7			
2- 3	0- 0	0- 0	HOME	0- 1	0- 0	2- 2			
3- 5	0- 0	0- 0	AWAY	0- 0	0- 0	3- 5			
0- 0	0- 0	0- 0	NEUTRAL	0- 0	0- 0	0- 0			
2- 12	0- 0	0- 2	CONFERENCE	0- 2	0- 1	2- 7			
1- 6	0- 0	0- 1	HOME	0- 1	0- 0	1- 4			
1- 6	0- 0	0- 1	AWAY	0- 1	0- 1	1- 3			
0- 0	0- 0	0- 0	NEUTRAL	0- 0	0- 0	0- 0			

RPI S	Opponent	Score	RPI S	Opponent	Score	RPI S	Opponent	Score	RPI S	Opponent	Score	Team's RPI: 295
47	A Albany (NY)	43 72	47	H Albany (NY)	40 75	71	A Maine	51 63	142	A Stony Brook	59 73	
						71	H Maine	41 62	155	A UMBC	48 85	
						99	H Quinnipiac	65 77	155	H UMBC	60 74	
									169	A Delaware	60 71	
									200	A Brown	54 71	
									205	H Oakland	68 74	
									217	A Hartford	50 52	
									217	H Hartford	47 51	
									226	A Dartmouth	56 54	
									231	H Sacred Heart	53 51	
									237	A Columbia	56 73	
									238	H New Hampshire	83 63	
									239	A Holy Cross	63 77	
									242	A Bryant	52 68	
									246	A Binghamton	52 66	
									246	H Binghamton	53 57	
									279	H Central Conn. St.	79 63	
									321	A UMass Lowell	59 51	
									321	H UMass Lowell	66 68	
									332	H St. Francis Brooklyn	55 59	
									343	A NJIT	54 46	
									345	A Boston U.	60 45	
LAST 12 Division I GAMES:												
155	H UMBC	60 74	142	A Stony Brook	59 73							
246	A Binghamton	52 66	238	H New Hampshire	83 63							
217	A Hartford	50 52	246	H Binghamton	53 57							
321	H UMass Lowell	66 68	321	A UMass Lowell	59 51							
47	H Albany (NY)	40 75	217	H Hartford	47 51							
71	A Maine	51 63	47	A Albany (NY)	43 72							

Non-Div I Games:

Vermont

■ Loss,
 ■ Non-Conf,
 ■ S Site,
 ■ H Home
 ■ A Away
 N Neutral

Average RPI Win:	132	WON-LOST	WINNING	LAST 10	STRENGTH OF	OPP. STRENGTH	TEAM	ADJ.	CONF.	ADJ CONF.
Average RPI Loss:	79	RECORD	PCT. RANK	GAMES	SCHEDULE	OF SCHEDULE	RPI	RPI	RPI	RPI
DIV. I ONLY	17- 10	94	6- 4	60	53	50	50	6	6	
DIV. I NON-CONF.	7- 4	110	1- 0	37	45	42	42	6	6	
TOTALS	RPI 1-25	RPI 26-50	W-L RECORDS	RPI 51-100	RPI 101-150	RPI 150+				
17- 10	1- 1	4- 3	OVERALL	4- 3	1- 3	7- 0				
7- 3	0- 1	3- 0	HOME	1- 1	1- 1	2- 0				
8- 6	1- 0	1- 3	AWAY	2- 1	0- 2	4- 0				
2- 1	0- 0	0- 0	NEUTRAL	1- 1	0- 0	1- 0				
7- 4	0- 0	1- 2	NON-CONFERENCE	1- 2	1- 0	4- 0				
3- 0	0- 0	1- 0	HOME	0- 0	1- 0	1- 0				
2- 3	0- 0	0- 2	AWAY	0- 1	0- 0	2- 0				
2- 1	0- 0	0- 0	NEUTRAL	1- 1	0- 0	1- 0				
10- 6	1- 1	3- 1	CONFERENCE	3- 1	0- 3	3- 0				
4- 3	0- 1	2- 0	HOME	1- 1	0- 1	1- 0				
6- 3	1- 0	1- 1	AWAY	2- 0	0- 2	2- 0				
0- 0	0- 0	0- 0	NEUTRAL	0- 0	0- 0	0- 0				

RPI 1-25				RPI 26-50				Team's RPI: 50	RPI 51-100				RPI 101+			
RPI	S	Opponent	Score	RPI	S	Opponent	Score		RPI	S	Opponent	Score	RPI	S	Opponent	Score
22	A	DePaul	64 60	30	H	Penn	66 46		59	N	St. Mary's (CA)	60 67	104	H	Saint Joseph's	55 49
22	H	DePaul	47 75	34	A	Seton Hall	50 60		68	A	Temple	55 61	140	A	Creighton	48 53
				34	H	Seton Hall	55 45		81	N	Drexel	67 55	140	H	Creighton	62 65
				39	A	George Washington	70 78		88	A	Marquette	82 75	147	A	Xavier	67 74
				43	A	North Carolina St.	64 70		88	H	Marquette	81 60	168	N	Sacramento St.	78 54
				45	A	St. John's (NY)	71 59		94	A	Georgetown	63 60	183	A	Butler	57 45
				45	H	St. John's (NY)	58 54		94	H	Georgetown	51 57	215	A	Lehigh	65 44
													252	H	Loyola Maryland	67 55
													259	A	Providence	76 47
													259	H	Providence	67 39
													274	A	La Salle	67 56
LAST 12 Division I GAMES:																
94	A	Georgetown	63 60	140	A	Creighton	48 53									
34	A	Seton Hall	50 60	30	H	Penn	66 46									
45	A	St. John's (NY)	71 59	94	H	Georgetown	51 57									
88	H	Marquette	81 60	45	H	St. John's (NY)	58 54									
22	H	DePaul	47 75	34	H	Seton Hall	55 45									
259	A	Providence	76 47	22	A	DePaul	64 60									

Non-Div I Games:

Villanova

■ Loss,
■ Non-Conf,
■ S Site,
■ H Home
■ A Away
N Neutral

Average RPI Win: 183		WON-LOST	WINNING	LAST 10	STRENGTH OF	OPP. STRENGTH	TEAM	ADJ.	CONF.	ADJ CONF.
Average RPI Loss: 46		RECORD	PCT. RANK	GAMES	SCHEDULE	OF SCHEDULE	RPI	RPI	RPI	RPI
DIV. I ONLY		15- 13	153	3- 7	59	63	91	91	4	4
DIV. I NON-CONF.		10- 4	86	0- 0	174	147	112	112	5	5
TOTALS		RPI 1-25	RPI 26-50		W-L RECORDS		RPI 51-100	RPI 101-150	RPI 150+	
15- 13	0- 6	2- 1		OVERALL		3- 4	2- 2	8- 0		
9- 6	0- 3	1- 0		HOME		0- 1	0- 2	8- 0		
5- 5	0- 3	0- 1		AWAY		3- 1	2- 0	0- 0		
1- 2	0- 0	1- 0		NEUTRAL		0- 2	0- 0	0- 0		
10- 4	0- 1	1- 0		NON-CONFERENCE		2- 3	0- 0	7- 0		
7- 1	0- 0	0- 0		HOME		0- 1	0- 0	7- 0		
2- 1	0- 1	0- 0		AWAY		2- 0	0- 0	0- 0		
1- 2	0- 0	1- 0		NEUTRAL		0- 2	0- 0	0- 0		
5- 9	0- 5	1- 1		CONFERENCE		1- 1	2- 2	1- 0		
2- 5	0- 3	1- 0		HOME		0- 0	0- 2	1- 0		
3- 4	0- 2	0- 1		AWAY		1- 1	2- 0	0- 0		
0- 0	0- 0	0- 0		NEUTRAL		0- 0	0- 0	0- 0		

RPI	S	Opponent	Score	RPI	S	Opponent	Score	RPI	S	Opponent	Score	RPI	S	Opponent	Score
1	H	Notre Dame	46 74	26	H	Miami (FL)	76 56	52	N	Rutgers	48 60	113	A	Wake Forest	52 50
5	A	Ohio St.	73 93	27	N	Green Bay	68 59	53	A	Duke	52 67	116	A	Boston College	61 50
14	A	Florida St.	48 70	43	A	North Carolina St.	52 63	55	H	Iowa	73 85	118	H	Virginia Tech	46 66
16	A	Louisville	59 74					56	A	Auburn	69 52	122	H	Pittsburgh	55 58
16	H	Louisville	41 59					70	A	Middle Tenn.	70 66	187	H	Richmond	71 51
17	H	Syracuse	57 91					75	A	Georgia Tech	78 67	249	H	Clemson	65 48
								83	N	Tulane	62 67	253	H	Bowling Green	68 39
												266	H	Coppin St.	75 40
												302	H	Charleston So.	85 65
												320	H	Longwood	81 46
												343	H	NJIT	81 54
												346	H	Norfolk St.	86 50
LAST 12 Division I GAMES:															
249	H	Clemson	65 48	43	A	North Carolina St.	52 63	122	H	Pittsburgh	55 58	14	A	Florida St.	48 70
16	A	Louisville	59 74	116	A	Boston College	61 50	75	A	Georgia Tech	78 67	16	H	Louisville	41 59
17	H	Syracuse	57 91	118	H	Virginia Tech	46 66	113	A	Wake Forest	52 50				
53	A	Duke	52 67												

Non-Div I Games:

Virginia

 Loss,
 Non-Conf, S Site,
 Home
 Away
N Neutral

Average RPI Win:	204	WON-LOST	WINNING	LAST 10	STRENGTH OF	OPP. STRENGTH	TEAM	ADJ.	CONF.	ADJ CONF.
Average RPI Loss:	51	RECORD	PCT. RANK	GAMES	SCHEDULE	OF SCHEDULE	RPI	RPI	RPI	RPI
DIV. I ONLY	15- 12	138	1- 9	90	62	118	118	4	4	
DIV. I NON-CONF.	12- 1	9	0- 0	284	200	73	73	5	5	
TOTALS	RPI 1-25	RPI 26-50	W-L RECORDS	RPI 51-100	RPI 101-150	RPI 150+				
15- 12	1- 4	0- 3	OVERALL	1- 3	2- 2	11- 0				
12- 5	0- 0	0- 2	HOME	0- 2	1- 1	11- 0				
3- 7	1- 4	0- 1	AWAY	1- 1	1- 1	0- 0				
0- 0	0- 0	0- 0	NEUTRAL	0- 0	0- 0	0- 0				
12- 1	1- 0	0- 0	NON-CONFERENCE	0- 1	1- 0	10- 0				
10- 0	0- 0	0- 0	HOME	0- 0	0- 0	10- 0				
2- 1	1- 0	0- 0	AWAY	0- 1	1- 0	0- 0				
0- 0	0- 0	0- 0	NEUTRAL	0- 0	0- 0	0- 0				
3- 11	0- 4	0- 3	CONFERENCE	1- 2	1- 2	1- 0				
2- 5	0- 0	0- 2	HOME	0- 2	1- 1	1- 0				
1- 6	0- 4	0- 1	AWAY	1- 0	0- 1	0- 0				
0- 0	0- 0	0- 0	NEUTRAL	0- 0	0- 0	0- 0				

RPI 1-25			
RPI	S	Opponent	Score
1	A	Notre Dame	41 80
14	A	Florida St.	50 68
16	A	Louisville	45 56
17	A	Syracuse	39 60
24	A	Tennessee	57 43

RPI 26-50			
RPI	S	Opponent	Score
26	A	Miami (FL)	56 67
26	H	Miami (FL)	45 57
43	H	North Carolina St.	61 72

RPI 51-100			
RPI	S	Opponent	Score
53	H	Duke	62 66
75	H	Georgia Tech	34 51
91	A	Virginia	66 46
94	A	Georgetown	56 73

RPI 101+			
RPI	S	Opponent	Score
116	H	Boston College	58 33
122	H	Pittsburgh	48 59
124	A	North Carolina	67 71
130	A	Penn St.	64 59
185	H	George Mason	80 63
201	H	Radford	47 40
214	H	Presbyterian	58 44
225	H	Furman	59 30
228	H	Col. of Charleston	81 47
234	H	Morgan St.	73 33
249	H	Clemson	79 49
259	H	Providence	62 46
266	H	Coppin St.	72 39
305	H	Wofford	73 42
336	H	Mt. St. Mary's	59 42

Team's RPI: 118			
-----------------	--	--	--

LAST 12 Division I GAMES:			
26	A	Miami (FL)	56 67
53	H	Duke	62 66
122	H	Pittsburgh	48 59
124	A	North Carolina	67 71
91	A	Virginia	66 46
75	H	Georgia Tech	34 51
14	A	Florida St.	50 68
26	H	Miami (FL)	45 57
1	A	Notre Dame	41 80
43	H	North Carolina St.	61 72
249	H	Clemson	79 49
17	A	Syracuse	39 60

Non-Div I Games:

Virginia Tech

Loss, Non-Conf, S Site, H Home A Away N Neutral

Average RPI Win: 322	WON-LOST	WINNING	LAST 10	STRENGTH OF	OPP. STRENGTH	TEAM	ADJ.	CONF.	ADJ CONF.
Average RPI Loss: 220	RECORD	PCT. RANK	GAMES	SCHEDULE	OF SCHEDULE	RPI	RPI	RPI	RPI
DIV. I ONLY	5- 21	312	3- 7	318	316	339	339	30	30
DIV. I NON-CONF.	2- 9	296	0- 0	270	103	319	319	32	32
TOTALS	RPI 1-25	RPI 26-50	W-L RECORDS	RPI 51-100	RPI 101-150	RPI 150+			
5- 21	0- 1	0- 1	OVERALL	0- 0	0- 3	5- 16			
3- 9	0- 0	0- 0	HOME	0- 0	0- 1	3- 8			
2- 12	0- 1	0- 1	AWAY	0- 0	0- 2	2- 8			
0- 0	0- 0	0- 0	NEUTRAL	0- 0	0- 0	0- 0			
2- 9	0- 1	0- 1	NON-CONFERENCE	0- 0	0- 3	2- 4			
2- 2	0- 0	0- 0	HOME	0- 0	0- 1	2- 1			
0- 7	0- 1	0- 1	AWAY	0- 0	0- 2	0- 3			
0- 0	0- 0	0- 0	NEUTRAL	0- 0	0- 0	0- 0			
3- 12	0- 0	0- 0	CONFERENCE	0- 0	0- 0	3- 12			
1- 7	0- 0	0- 0	HOME	0- 0	0- 0	1- 7			
2- 5	0- 0	0- 0	AWAY	0- 0	0- 0	2- 5			
0- 0	0- 0	0- 0	NEUTRAL	0- 0	0- 0	0- 0			

RPI 1-25				RPI 26-50				RPI 51-100				RPI 101+ Team's RPI: 339			
RPI	S	Opponent	Score	RPI	S	Opponent	Score	RPI	S	Opponent	Score	RPI	S	Opponent	Score
5	A	Ohio St.	47 106	30	A	Penn	50 78					122	A	Pittsburgh	41 67
												142	H	Stony Brook	62 73
												143	A	Old Dominion	57 71
												163	A	Yale	60 78
												164	H	Ole Miss	49 86
												221	A	Robert Morris	44 64
												231	A	Sacred Heart	62 73
												231	H	Sacred Heart	73 77
												237	A	Columbia	48 67
												242	A	Bryant	67 94
												242	H	Bryant	71 82
												262	A	Saint Francis (PA)	78 93
												262	H	Saint Francis (PA)	74 87
												279	A	Central Conn. St.	64 63
												279	H	Central Conn. St.	52 62
												312	H	Fairleigh Dickinson	57 73
												323	H	Lafayette	69 48
												327	H	LIU Brooklyn	63 73
												328	A	Delaware St.	44 66
												332	A	St. Francis Brooklyn	82 78
												332	H	St. Francis Brooklyn	70 53
												336	A	Mt. St. Mary's	55 64
												336	H	Mt. St. Mary's	50 59
												343	H	NJIT	76 53
LAST 12 Division I GAMES:															
279	A	Central Conn. St.	64 63	336	A	Mt. St. Mary's	55 64								
262	H	Saint Francis (PA)	74 87	332	H	St. Francis Brooklyn	70 53								
242	A	Bryant	67 94	231	H	Sacred Heart	73 77								
336	H	Mt. St. Mary's	50 59	327	H	LIU Brooklyn	63 73								
312	H	Fairleigh Dickinson	57 73	279	H	Central Conn. St.	52 62								
332	A	St. Francis Brooklyn	82 78	231	A	Sacred Heart	62 73								

Non-Div I Games:

Wagner

Wake Forest

Through Games Of Feb. 21, 2016

Average RPI Win:	174	WON-LOST	WINNING	LAST 10	STRENGTH OF	OPP. STRENGTH	TEAM	ADJ.	CONF.	ADJ CONF.
Average RPI Loss:	61	RECORD	PCT. RANK	GAMES	SCHEDULE	OF SCHEDULE	RPI	RPI	RPI	RPI
DIV. I ONLY	15- 12	138	6- 4	100	30	113	113	4	4	
DIV. I NON-CONF.	9- 4	95	0- 0	298	99	178	178	5	5	
TOTALS	RPI 1-25	RPI 26-50	W-L RECORDS	RPI 51-100	RPI 101-150	RPI 150+				
15- 12	0- 4	1- 3	OVERALL	1- 2	4- 1	9- 2				
9- 6	0- 3	1- 0	HOME	1- 1	2- 1	5- 1				
5- 5	0- 1	0- 3	AWAY	0- 1	2- 0	3- 0				
1- 1	0- 0	0- 0	NEUTRAL	0- 0	0- 0	1- 1				
9- 4	0- 0	0- 1	NON-CONFERENCE	0- 0	1- 1	8- 2				
6- 2	0- 0	0- 0	HOME	0- 0	1- 1	5- 1				
2- 1	0- 0	0- 1	AWAY	0- 0	0- 0	2- 0				
1- 1	0- 0	0- 0	NEUTRAL	0- 0	0- 0	1- 1				
6- 8	0- 4	1- 2	CONFERENCE	1- 2	3- 0	1- 0				
3- 4	0- 3	1- 0	HOME	1- 1	1- 0	0- 0				
3- 4	0- 1	0- 2	AWAY	0- 1	2- 0	1- 0				
0- 0	0- 0	0- 0	NEUTRAL	0- 0	0- 0	0- 0				

RPI 1-25				RPI 26-50				RPI 51-100				RPI 101+ Team's RPI: 113			
RPI	S	Opponent	Score	RPI	S	Opponent	Score	RPI	S	Opponent	Score	RPI	S	Opponent	Score
1	H	Notre Dame	52 86	26	A	Miami (FL)	60 71	53	A	Duke	68 95	101	H	Belmont	64 78
14	H	Florida St.	55 96	28	A	Missouri	81 94	53	H	Duke	64 58	116	A	Boston College	65 59
16	A	Louisville	54 78	43	A	North Carolina St.	47 64	91	H	Virginia	50 52	122	A	Pittsburgh	60 49
17	H	Syracuse	65 91	43	H	North Carolina St.	63 58					123	H	LSU	60 57
												124	H	North Carolina	75 63
												152	H	Jacksonville	57 51
												157	H	ETSU	69 52
												158	N	Hampton	42 47
												167	H	Davidson	77 58
												179	H	Wisconsin	51 64
												187	H	Richmond	43 33
												249	A	Clemson	55 45
												270	A	American	71 70
												274	H	La Salle	61 53
												277	N	Coastal Caro.	81 52
												300	A	FIU	57 53
LAST 12 Division I GAMES:															
1	H	Notre Dame	52 86	14	H	Florida St.	55 96								
53	H	Duke	64 58	116	A	Boston College	65 59								
249	A	Clemson	55 45	124	H	North Carolina	75 63								
43	H	North Carolina St.	63 58	17	H	Syracuse	65 91								
122	A	Pittsburgh	60 49	26	A	Miami (FL)	60 71								
16	A	Louisville	54 78	91	H	Virginia	50 52								

Non-Div I Games:

Wake Forest

■ Loss,
 ■ Non-Conf,
 ■ S Site,
 ■ H Home
 ■ A Away
 N Neutral

Average RPI Win:	124	WON-LOST	WINNING	LAST 10	STRENGTH OF	OPP. STRENGTH	TEAM	ADJ.	CONF.	ADJ CONF.
Average RPI Loss:	26	RECORD	PCT. RANK	GAMES	SCHEDULE	OF SCHEDULE	RPI	RPI	RPI	RPI
DIV. I ONLY	18- 9	78	5- 5	12	15	31	31	1	1	
DIV. I NON-CONF.	9- 2	37	0- 0	39	126	34	34	1	1	
TOTALS	RPI 1-25	RPI 26-50	W-L RECORDS	RPI 51-100	RPI 101-150	RPI 150+				
18- 9	1- 6	2- 1	OVERALL	6- 2	4- 0	5- 0				
10- 4	1- 2	1- 1	HOME	3- 1	1- 0	4- 0				
7- 4	0- 3	1- 0	AWAY	3- 1	2- 0	1- 0				
1- 1	0- 1	0- 0	NEUTRAL	0- 0	1- 0	0- 0				
9- 2	0- 1	0- 1	NON-CONFERENCE	3- 0	2- 0	4- 0				
6- 1	0- 0	0- 1	HOME	2- 0	0- 0	4- 0				
2- 0	0- 0	0- 0	AWAY	1- 0	1- 0	0- 0				
1- 1	0- 1	0- 0	NEUTRAL	0- 0	1- 0	0- 0				
9- 7	1- 5	2- 0	CONFERENCE	3- 2	2- 0	1- 0				
4- 3	1- 2	1- 0	HOME	1- 1	1- 0	0- 0				
5- 4	0- 3	1- 0	AWAY	2- 1	1- 0	1- 0				
0- 0	0- 0	0- 0	NEUTRAL	0- 0	0- 0	0- 0				

RPI S	Opponent	Score	RPI S	Opponent	Score	RPI S	Opponent	Score	RPI S	Opponent	Score
7	H Oregon St.	53 61	33	H Oklahoma	68 71	54	H UC Riverside	78 43	133	A Fresno St.	89 79
8	A Arizona St.	57 77	42	A Southern California	61 53	60	H Oregon	63 75	134	A Arizona	74 52
8	H Arizona St.	61 68	42	H Southern California	69 60	61	H Santa Clara	100 55	134	H Arizona	63 47
9	A UCLA	59 63				66	A South Dakota	77 64	141	N Texas Tech	77 73
9	H UCLA	64 56				73	A Washington St.	79 64	176	A Colorado	76 74
10	A Stanford	53 69				73	H Washington St.	69 63	199	H Weber St.	69 56
17	N Syracuse	62 66				78	A Utah	83 88	250	H San Diego St.	80 51
						95	A California	75 65	254	H Seattle	96 55
									287	H Portland	83 65
LAST 12 Division I GAMES:											
8	A Arizona St.	57 77	95	A California	75 65						
134	A Arizona	74 52	10	A Stanford	53 69						
9	A UCLA	59 63	73	H Washington St.	69 63						
42	A Southern California	61 53	42	H Southern California	69 60						
60	H Oregon	63 75	9	H UCLA	64 56						
7	H Oregon St.	53 61	134	H Arizona	63 47						

Non-Div I Games:

Washington

■ Loss,
■ Non-Conf,
■ S Site,
■ H Home
■ A Away
N Neutral

Average RPI Win: 160		WON-LOST	WINNING	LAST 10	STRENGTH OF	OPP. STRENGTH	TEAM	ADJ.	CONF.	ADJ CONF.
Average RPI Loss: 33		RECORD	PCT. RANK	GAMES	SCHEDULE	OF SCHEDULE	RPI	RPI	RPI	RPI
DIV. I ONLY		13- 14	184	1- 9	33	10	73	73	1	1
DIV. I NON-CONF.		9- 2	37	0- 0	122	94	28	28	1	1
TOTALS		RPI 1-25	RPI 26-50	W-L RECORDS		RPI 51-100	RPI 101-150	RPI 150+		
13- 14	0- 7		1- 3	OVERALL		1- 4	5- 0	6- 0		
6- 5	0- 3		1- 1	HOME		0- 1	2- 0	3- 0		
6- 9	0- 4		0- 2	AWAY		1- 3	3- 0	2- 0		
1- 0	0- 0		0- 0	NEUTRAL		0- 0	0- 0	1- 0		
9- 2	0- 1		0- 0	NON-CONFERENCE		1- 1	3- 0	5- 0		
4- 0	0- 0		0- 0	HOME		0- 0	1- 0	3- 0		
4- 2	0- 1		0- 0	AWAY		1- 1	2- 0	1- 0		
1- 0	0- 0		0- 0	NEUTRAL		0- 0	0- 0	1- 0		
4- 12	0- 6		1- 3	CONFERENCE		0- 3	2- 0	1- 0		
2- 5	0- 3		1- 1	HOME		0- 1	1- 0	0- 0		
2- 7	0- 3		0- 2	AWAY		0- 2	1- 0	1- 0		
0- 0	0- 0		0- 0	NEUTRAL		0- 0	0- 0	0- 0		

RPI 1-25				RPI 26-50				RPI 51-100				Team's RPI: 73		RPI 101+			
RPI	S	Opponent	Score	RPI	S	Opponent	Score	RPI	S	Opponent	Score	RPI	S	Opponent	Score		
7	H	Oregon St.	45 54	31	A	Washington	63 69	59	A	St. Mary's (CA)	71 75	108	H	Gonzaga	55 48		
8	A	Arizona St.	39 61	31	H	Washington	64 79	60	H	Oregon	48 73	120	A	Hawaii	62 52		
8	H	Arizona St.	45 63	42	A	Southern California	62 64	77	A	San Diego	78 72	134	A	Arizona	62 61		
9	A	UCLA	61 73	42	H	Southern California	73 61	78	A	Utah	71 73	134	H	Arizona	67 46		
9	H	UCLA	73 75					95	A	California	71 74	144	A	Boise St.	57 52		
10	A	Stanford	52 69									158	H	Hampton	68 61		
18	A	Oklahoma St.	60 70									176	A	Colorado	74 66		
												194	H	San Jose St.	95 80		
												216	A	Kansas	66 53		
												255	H	UC Santa Barbara	61 44		
												322	N	Nevada	70 57		
LAST 12 Division I GAMES:																	
134	A	Arizona	62 61	10	A	Stanford	52 69										
8	A	Arizona St.	39 61	95	A	California	71 74										
42	A	Southern California	62 64	31	A	Washington	63 69										
9	A	UCLA	61 73	9	H	UCLA	73 75										
7	H	Oregon St.	45 54	42	H	Southern California	73 61										
60	H	Oregon	48 73	8	H	Arizona St.	45 63										

Non-Div I Games:

Washington St.

Loss, Non-Conf, S Site, H Home A Away N Neutral

Average RPI Win:	256	WON-LOST	WINNING	LAST 10	STRENGTH OF	OPP. STRENGTH	TEAM	ADJ.	CONF.	ADJ CONF.
Average RPI Loss:	137	RECORD	PCT. RANK	GAMES	SCHEDULE	OF SCHEDULE	RPI	RPI	RPI	RPI
DIV. I ONLY	16- 7	72	7- 3	347	88	199	199	20	20	
DIV. I NON-CONF.	6- 3	99	0- 0	309	106	163	163	22	22	
TOTALS	RPI 1-25	RPI 26-50	W-L RECORDS	RPI 51-100	RPI 101-150	RPI 150+				
16- 7	0- 1	0- 1	OVERALL	0- 0	1- 1	15- 4				
6- 4	0- 1	0- 0	HOME	0- 0	0- 1	6- 2				
9- 3	0- 0	0- 1	AWAY	0- 0	1- 0	8- 2				
1- 0	0- 0	0- 0	NEUTRAL	0- 0	0- 0	1- 0				
6- 3	0- 1	0- 1	NON-CONFERENCE	0- 0	0- 0	6- 1				
1- 2	0- 1	0- 0	HOME	0- 0	0- 0	1- 1				
4- 1	0- 0	0- 1	AWAY	0- 0	0- 0	4- 0				
1- 0	0- 0	0- 0	NEUTRAL	0- 0	0- 0	1- 0				
10- 4	0- 0	0- 0	CONFERENCE	0- 0	1- 1	9- 3				
5- 2	0- 0	0- 0	HOME	0- 0	0- 1	5- 1				
5- 2	0- 0	0- 0	AWAY	0- 0	1- 0	4- 2				
0- 0	0- 0	0- 0	NEUTRAL	0- 0	0- 0	0- 0				

RPI 1-25				RPI 26-50				RPI 51-100				RPI 101+ Team's RPI: 199			
RPI	S	Opponent	Score	RPI	S	Opponent	Score	RPI	S	Opponent	Score	RPI	S	Opponent	Score
12	H	BYU	51 68	31	A	Washington	56 69					114	A	North Dakota	62 56
												114	H	North Dakota	78 85
												168	A	Sacramento St.	64 87
												168	H	Sacramento St.	77 66
												175	A	Northern Colo.	63 65
												175	H	Northern Colo.	82 79
												206	H	Utah Valley	61 56
												212	N	Stephen F. Austin	56 46
												223	A	North Texas	45 38
												228	H	Col. of Charleston	42 50
												232	A	Idaho St.	61 46
												232	H	Idaho St.	57 58
												275	A	Northern Ariz.	76 56
												275	H	Northern Ariz.	95 88
												287	A	Portland	57 55
												296	A	Denver	61 49
												315	A	Portland St.	75 58
												315	H	Portland St.	102 73
												329	A	Southern Utah	69 51
												329	H	Southern Utah	75 56
												338	A	Cal St. Fullerton	60 40
LAST 12 Division I GAMES:															
275	H	Northern Ariz.	95 88	329	A	Southern Utah	69 51								
329	H	Southern Utah	75 56	275	A	Northern Ariz.	76 56								
315	A	Portland St.	75 58	232	H	Idaho St.	57 58								
168	A	Sacramento St.	64 87	168	H	Sacramento St.	77 66								
114	H	North Dakota	78 85	315	H	Portland St.	102 73								
175	H	Northern Colo.	82 79	175	A	Northern Colo.	63 65								

Non-Div I Games: Westminster (UT) 79 46 Bethesda (CA) 86 60

Weber St.

Loss, Non-Conf, S Site, H Home A Away N Neutral

Average RPI Win:	164	WON-LOST	WINNING	LAST 10	STRENGTH OF	OPP. STRENGTH	TEAM	ADJ.	CONF.	ADJ CONF.
Average RPI Loss:	28	RECORD	PCT. RANK	GAMES	SCHEDULE	OF SCHEDULE	RPI	RPI	RPI	RPI
DIV. I ONLY	20- 8	66	6- 4	54	52	36	36	3	3	
DIV. I NON-CONF.	11- 2	28	0- 0	185	216	61	61	3	3	
TOTALS	RPI 1-25	RPI 26-50	W-L RECORDS	RPI 51-100	RPI 101-150	RPI 150+				
20- 8	0- 5	5- 2	OVERALL	3- 0	2- 1	10- 0				
11- 2	0- 2	2- 0	HOME	2- 0	1- 0	6- 0				
4- 5	0- 3	1- 1	AWAY	1- 0	1- 1	1- 0				
5- 1	0- 0	2- 1	NEUTRAL	0- 0	0- 0	3- 0				
11- 2	0- 0	2- 1	NON-CONFERENCE	1- 0	0- 1	8- 0				
6- 0	0- 0	0- 0	HOME	1- 0	0- 0	5- 0				
0- 1	0- 0	0- 0	AWAY	0- 0	0- 1	0- 0				
5- 1	0- 0	2- 1	NEUTRAL	0- 0	0- 0	3- 0				
9- 6	0- 5	3- 1	CONFERENCE	2- 0	2- 0	2- 0				
5- 2	0- 2	2- 0	HOME	1- 0	1- 0	1- 0				
4- 4	0- 3	1- 1	AWAY	1- 0	1- 0	1- 0				
0- 0	0- 0	0- 0	NEUTRAL	0- 0	0- 0	0- 0				

RPI 1-25				RPI 26-50				Team's RPI: 36	RPI 51-100				RPI 101+			
RPI	S	Opponent	Score	RPI	S	Opponent	Score		RPI	S	Opponent	Score	RPI	S	Opponent	Score
4	A	Baylor	64 69	33	A	Oklahoma	54 57		86	A	TCU	97 84	108	A	Gonzaga	57 62
4	H	Baylor	61 71	33	H	Oklahoma	63 55		96	H	Iowa St.	57 47	141	A	Texas Tech	69 42
6	A	Texas	50 73	40	N	James Madison	69 62		97	H	Elon	67 57	141	H	Texas Tech	79 57
6	H	Texas	54 65	42	N	Southern California	67 78						151	N	Marshall	66 60
18	A	Oklahoma St.	51 63	46	N	Indiana	75 64						163	N	Yale	70 60
				48	A	Kansas St.	72 53						216	A	Kansas	65 45
				48	H	Kansas St.	64 44						216	H	Kansas	72 35
													230	N	Grand Canyon	68 50
													266	H	Coppin St.	96 64
													304	H	Morehead St.	94 56
													312	H	Fairleigh Dickinson	91 42
													320	H	Longwood	74 43
													328	H	Delaware St.	77 34
LAST 12 Division I GAMES:																
6	A	Texas	50 73	4	H	Baylor	61 71									
33	H	Oklahoma	63 55	33	A	Oklahoma	54 57									
18	A	Oklahoma St.	51 63	86	A	TCU	97 84									
96	H	Iowa St.	57 47	216	H	Kansas	72 35									
48	H	Kansas St.	64 44	4	A	Baylor	64 69									
141	A	Texas Tech	69 42	141	H	Texas Tech	79 57									

Non-Div I Games:

West Virginia

■ Loss,
 ■ Non-Conf,
 ■ S Site,
 ■ H Home
 ■ A Away
 N Neutral

Average RPI Win: 298	WON-LOST	WINNING	LAST 10	STRENGTH OF	OPP. STRENGTH	TEAM	ADJ.	CONF.	ADJ CONF.
Average RPI Loss: 168	RECORD	PCT. RANK	GAMES	SCHEDULE	OF SCHEDULE	RPI	RPI	RPI	RPI
DIV. I ONLY	3- 21	337	2- 8	139	288	309	309	17	17
DIV. I NON-CONF.	1- 10	330	0- 0	137	345	303	303	15	15
TOTALS	RPI 1-25	RPI 26-50	W-L RECORDS	RPI 51-100	RPI 101-150	RPI 150+			
3- 21	0- 0	0- 1	OVERALL	0- 3	0- 5	3- 12			
2- 7	0- 0	0- 0	HOME	0- 1	0- 3	2- 3			
0- 14	0- 0	0- 1	AWAY	0- 2	0- 2	0- 9			
1- 0	0- 0	0- 0	NEUTRAL	0- 0	0- 0	1- 0			
1- 10	0- 0	0- 1	NON-CONFERENCE	0- 1	0- 1	1- 7			
0- 2	0- 0	0- 0	HOME	0- 0	0- 1	0- 1			
0- 8	0- 0	0- 1	AWAY	0- 1	0- 0	0- 6			
1- 0	0- 0	0- 0	NEUTRAL	0- 0	0- 0	1- 0			
2- 11	0- 0	0- 0	CONFERENCE	0- 2	0- 4	2- 5			
2- 5	0- 0	0- 0	HOME	0- 1	0- 2	2- 2			
0- 6	0- 0	0- 0	AWAY	0- 1	0- 2	0- 3			
0- 0	0- 0	0- 0	NEUTRAL	0- 0	0- 0	0- 0			

RPI 1-25	RPI 26-50	RPI 51-100	RPI 101+ Team's RPI: 309
RPI S Opponent Score	RPI S Opponent Score	RPI S Opponent Score	RPI S Opponent Score
	43 North Carolina St. 55 86	51 Chattanooga 59 77	110 Mercer 42 63
		51 Chattanooga 51 65	110 Mercer 88 92
		53 Duke 47 84	112 Samford 52 57
			112 Samford 42 59
			119 UNC Asheville 45 67
			157 ETSU 62 74
			157 ETSU 43 45
			167 Davidson 51 64
			184 Eastern Ky. 62 91
			204 USC Upstate 59 68
			225 Furman 56 71
			225 Furman 76 83
			260 Bethune-Cookman 59 66
			283 Campbell 66 73
			291 N Florida A&M 69 53
			293 Kennesaw St. 53 65
			297 UNCG 84 72
			302 Charleston So. 59 80
			305 Wofford 71 72
			305 Wofford 74 72
LAST 12 Division I GAMES:			
	225 Furman 56 71	297 UNCG 84 72	
	305 Wofford 71 72	305 Wofford 74 72	
	51 Chattanooga 51 65	225 Furman 76 83	
	157 ETSU 43 45	157 ETSU 62 74	
	112 Samford 52 57	51 Chattanooga 59 77	
	110 Mercer 42 63	110 Mercer 88 92	

Non-Div I Games: Anderson (SC) 72 55 Brevard 68 60 Warren Wilson 106 52

Western Caro.

Loss, Non-Conf, S Site, Home Away N Neutral

Average RPI Win:	281	WON-LOST	WINNING	LAST 10	STRENGTH OF	OPP. STRENGTH	TEAM	ADJ.	CONF.	ADJ CONF.
Average RPI Loss:	136	RECORD	PCT. RANK	GAMES	SCHEDULE	OF SCHEDULE	RPI	RPI	RPI	RPI
DIV. I ONLY	12- 13	185	5- 5	290	221	227	227	18	18	
DIV. I NON-CONF.	5- 6	180	0- 0	303	235	248	248	19	19	
TOTALS	RPI 1-25	RPI 26-50	W-L RECORDS	RPI 51-100	RPI 101-150	RPI 150+				
12- 13	0- 0	0- 1	OVERALL	0- 4	1- 4	11- 4				
6- 4	0- 0	0- 0	HOME	0- 1	1- 1	5- 2				
5- 8	0- 0	0- 1	AWAY	0- 3	0- 3	5- 1				
1- 1	0- 0	0- 0	NEUTRAL	0- 0	0- 0	1- 1				
5- 6	0- 0	0- 1	NON-CONFERENCE	0- 1	0- 1	5- 3				
2- 2	0- 0	0- 0	HOME	0- 0	0- 0	2- 2				
2- 3	0- 0	0- 1	AWAY	0- 1	0- 1	2- 0				
1- 1	0- 0	0- 0	NEUTRAL	0- 0	0- 0	1- 1				
7- 7	0- 0	0- 0	CONFERENCE	0- 3	1- 3	6- 1				
4- 2	0- 0	0- 0	HOME	0- 1	1- 1	3- 0				
3- 5	0- 0	0- 0	AWAY	0- 2	0- 2	3- 1				
0- 0	0- 0	0- 0	NEUTRAL	0- 0	0- 0	0- 0				

RPI S	Opponent	Score	RPI S	Opponent	Score	RPI S	Opponent	Score	RPI S	Opponent	Score	Team's RPI: 227
48	A Kansas St.	45 84	55	A Iowa	81 96	114	A North Dakota	67 78				
			62	A South Dakota St.	63 85	126	A IUPUI	87 96				
			66	A South Dakota	50 86	126	H IUPUI	60 68				
			66	H South Dakota	77 102	146	A Oral Roberts	55 79				
						146	H Oral Roberts	72 61				
						166	H SIUE	78 74				
						203	H Southeast Mo. St.	84 89				
						218	H Ill.-Chicago	70 78				
						257	A Omaha	66 79				
						257	H Omaha	74 55				
						260	N Bethune-Cookman	75 59				
						284	N Towson	77 83				
						296	A Denver	80 69				
						296	H Denver	63 60				
						314	A North Dakota St.	94 82				
						316	A IPFW	78 74				
						316	H IPFW	88 87				
						319	A Illinois St.	79 64				
						340	H Chicago St.	88 50				
						341	A Eastern Ill.	92 69				
LAST 12 Division I GAMES:												
146	A Oral Roberts	55 79	66	H South Dakota	77 102							
66	A South Dakota	50 86	62	A South Dakota St.	63 85							
296	A Denver	80 69	314	A North Dakota St.	94 82							
126	A IUPUI	87 96	296	H Denver	63 60							
316	H IPFW	88 87	126	H IUPUI	60 68							
257	H Omaha	74 55	316	A IPFW	78 74							

Non-Div I Games: Ashford 86 58 Central Methodist 108 46

Western Ill.

Average RPI Win:	183	WON-LOST	WINNING	LAST 10	STRENGTH OF	OPP. STRENGTH	TEAM	ADJ.	CONF.	ADJ CONF.
Average RPI Loss:	81	RECORD	PCT. RANK	GAMES	SCHEDULE	OF SCHEDULE	RPI	RPI	RPI	RPI
DIV. I ONLY	19- 5	32	7- 3	143	112	49	49	12	12	
DIV. I NON-CONF.	8- 2	51	0- 0	203	123	56	56	10	10	
TOTALS	RPI 1-25	RPI 26-50	W-L RECORDS	RPI 51-100	RPI 101-150	RPI 150+				
19- 5	1- 1	0- 0	OVERALL	1- 3	5- 0	12- 1				
10- 1	1- 1	0- 0	HOME	1- 0	2- 0	6- 0				
8- 4	0- 0	0- 0	AWAY	0- 3	3- 0	5- 1				
1- 0	0- 0	0- 0	NEUTRAL	0- 0	0- 0	1- 0				
8- 2	1- 0	0- 0	NON-CONFERENCE	0- 1	2- 0	5- 1				
4- 0	1- 0	0- 0	HOME	0- 0	1- 0	2- 0				
3- 2	0- 0	0- 0	AWAY	0- 1	1- 0	2- 1				
1- 0	0- 0	0- 0	NEUTRAL	0- 0	0- 0	1- 0				
11- 3	0- 1	0- 0	CONFERENCE	1- 2	3- 0	7- 0				
6- 1	0- 1	0- 0	HOME	1- 0	1- 0	4- 0				
5- 2	0- 0	0- 0	AWAY	0- 2	2- 0	3- 0				
0- 0	0- 0	0- 0	NEUTRAL	0- 0	0- 0	0- 0				

RPI S	Opponent	Score	RPI S	Opponent	Score	Team's RPI: 49	RPI S	Opponent	Score	RPI S	Opponent	Score
16	H Louisville	71 69					70	A Middle Tenn.	75 83	101	H Belmont	80 65
25	H UTEP	78 85					72	A Ball St.	60 74	143	A Old Dominion	85 74
							76	A Charlotte	72 81	143	H Old Dominion	68 51
							76	H Charlotte	77 66	145	A UAB	63 49
										148	A UT Arlington	73 64
										151	A Marshall	80 76
										151	H Marshall	81 52
										164	A Ole Miss	53 59
										184	H Eastern Ky.	76 60
										185	N George Mason	84 58
										189	A Fla. Atlantic	81 62
										223	H North Texas	65 53
										224	H Rice	52 49
										228	A Col. of Charleston	78 44
										263	H UTSA	72 65
										269	H Austin Peay	88 69
										300	A FIU	71 69
										335	A Lipscomb	64 56
LAST 12 Division I GAMES:												
76	A Charlotte	72 81	145	A UAB	63 49							
143	A Old Dominion	85 74	76	H Charlotte	77 66							
151	A Marshall	80 76	143	H Old Dominion	68 51							
25	H UTEP	78 85	223	H North Texas	65 53							
263	H UTSA	72 65	224	H Rice	52 49							
70	A Middle Tenn.	75 83	189	A Fla. Atlantic	81 62							

Non-Div I Games: Alas. Anchorage 62 58

Western Ky.

Loss, Non-Conf, S Site, H Home A Away N Neutral

Average RPI Win:	245	WON-LOST	WINNING	LAST 10	STRENGTH OF	OPP. STRENGTH	TEAM	ADJ.	CONF.	ADJ CONF.
Average RPI Loss:	70	RECORD	PCT. RANK	GAMES	SCHEDULE	OF SCHEDULE	RPI	RPI	RPI	RPI
DIV. I ONLY	13- 11	146	5- 5	120	154	115	115	11	11	
DIV. I NON-CONF.	6- 4	125	0- 0	158	188	107	107	13	13	
TOTALS	RPI 1-25	RPI 26-50	W-L RECORDS	RPI 51-100	RPI 101-150	RPI 150+				
13- 11	0- 1	0- 2	OVERALL	0- 7	2- 1	11- 0				
6- 2	0- 0	0- 0	HOME	0- 2	1- 0	5- 0				
6- 7	0- 1	0- 1	AWAY	0- 4	1- 1	5- 0				
1- 2	0- 0	0- 1	NEUTRAL	0- 1	0- 0	1- 0				
6- 4	0- 1	0- 1	NON-CONFERENCE	0- 1	0- 1	6- 0				
2- 0	0- 0	0- 0	HOME	0- 0	0- 0	2- 0				
3- 2	0- 1	0- 0	AWAY	0- 0	0- 1	3- 0				
1- 2	0- 0	0- 1	NEUTRAL	0- 1	0- 0	1- 0				
7- 7	0- 0	0- 1	CONFERENCE	0- 6	2- 0	5- 0				
4- 2	0- 0	0- 0	HOME	0- 2	1- 0	3- 0				
3- 5	0- 0	0- 1	AWAY	0- 4	1- 0	2- 0				
0- 0	0- 0	0- 0	NEUTRAL	0- 0	0- 0	0- 0				

RPI 1-25				RPI 26-50				RPI 51-100				RPI 101+ Team's RPI: 115			
RPI	S	Opponent	Score	RPI	S	Opponent	Score	RPI	S	Opponent	Score	RPI	S	Opponent	Score
23	A	Michigan St.	40 78	29	A	Ohio	63 73	63	N	FGCU	42 60	106	A	Northwestern	62 86
				31	N	Mississippi St.	68 90	72	A	Ball St.	54 60	129	H	Akron	69 65
								72	H	Ball St.	53 77	138	A	Buffalo	92 78
								85	A	Central Mich.	51 53	153	H	Detroit	70 66
								92	A	Eastern Mich.	66 70	178	A	Loyola Chicago	68 45
								98	A	Toledo	73 80	211	N	Gardner-Webb	71 44
								98	H	Toledo	68 80	253	A	Bowling Green	65 49
												253	H	Bowling Green	74 45
												265	H	Miami (OH)	80 66
												303	A	Bradley	72 59
												316	A	IPFW	70 48
												325	A	Kent St.	65 53
												325	H	Kent St.	73 52
												340	H	Chicago St.	65 56
LAST 12 Division I GAMES:															
				72	A	Ball St.	54 60	85	A	Central Mich.	51 53				
				129	H	Akron	69 65	72	H	Ball St.	53 77				
				253	A	Bowling Green	65 49	138	A	Buffalo	92 78				
				92	A	Eastern Mich.	66 70	265	H	Miami (OH)	80 66				
				98	H	Toledo	68 80	325	H	Kent St.	73 52				
				325	A	Kent St.	65 53	98	A	Toledo	73 80				

Non-Div I Games: Ferris St. 73 41 Wis.-Parkside 56 49

Western Mich.

Average RPI Win:	256	WON-LOST	WINNING	LAST 10	STRENGTH OF	OPP. STRENGTH	TEAM	ADJ.	CONF.	ADJ CONF.
Average RPI Loss:	161	RECORD	PCT. RANK	GAMES	SCHEDULE	OF SCHEDULE	RPI	RPI	RPI	RPI
DIV. I ONLY	7- 19	286	3- 4	201	222	288	288	21	21	
DIV. I NON-CONF.	3- 8	258	1- 0	145	238	257	257	17	17	
TOTALS	RPI 1-25	RPI 26-50	W-L RECORDS	RPI 51-100	RPI 101-150	RPI 150+				
7- 19	0- 1	0- 2	OVERALL	0- 1	1- 6	6- 9				
5- 8	0- 1	0- 1	HOME	0- 1	1- 2	4- 3				
2- 10	0- 0	0- 1	AWAY	0- 0	0- 4	2- 5				
0- 1	0- 0	0- 0	NEUTRAL	0- 0	0- 0	0- 1				
3- 8	0- 1	0- 2	NON-CONFERENCE	0- 0	0- 1	3- 4				
2- 4	0- 1	0- 1	HOME	0- 0	0- 0	2- 2				
1- 3	0- 0	0- 1	AWAY	0- 0	0- 1	1- 1				
0- 1	0- 0	0- 0	NEUTRAL	0- 0	0- 0	0- 1				
4- 11	0- 0	0- 0	CONFERENCE	0- 1	1- 5	3- 5				
3- 4	0- 0	0- 0	HOME	0- 1	1- 2	2- 1				
1- 7	0- 0	0- 0	AWAY	0- 0	0- 3	1- 4				
0- 0	0- 0	0- 0	NEUTRAL	0- 0	0- 0	0- 0				

RPI 1-25				RPI 26-50				RPI 51-100				RPI 101+				Team's RPI: 288	
RPI	S	Opponent	Score	RPI	S	Opponent	Score	RPI	S	Opponent	Score	RPI	S	Opponent	Score		
24	H	Tennessee	51 58	28	H	Missouri	37 57	90	H	Missouri St.	57 77	107	A	UNI	48 69		
				41	A	Arkansas St.	40 67					107	H	UNI	44 55		
												109	A	Drake	59 81		
												109	H	Drake	56 87		
												136	A	Southern Ill.	66 80		
												136	H	Southern Ill.	57 48		
												140	A	Creighton	54 79		
												178	A	Loyola Chicago	55 60		
												178	H	Loyola Chicago	65 62		
												187	N	Richmond	50 63		
												197	H	Eastern Wash.	62 67		
												203	H	Southeast Mo. St.	62 66		
												209	A	Indiana St.	33 59		
												247	H	N.C. A&T	55 53		
												273	A	Tennessee Tech	48 54		
												282	H	Prairie View	64 36		
												300	A	FIU	76 62		
												303	A	Bradley	44 50		
												303	H	Bradley	50 55		
												319	A	Illinois St.	49 70		
												326	A	Evansville	44 31		
												326	H	Evansville	58 50		
LAST 12 Division I GAMES:																	
300	A	FIU	76 62	109	A	Drake	59 81										
136	A	Southern Ill.	66 80	90	H	Missouri St.	57 77										
326	A	Evansville	44 31	326	H	Evansville	58 50										
178	H	Loyola Chicago	65 62	136	H	Southern Ill.	57 48										
303	H	Bradley	50 55	303	A	Bradley	44 50										
107	A	UNI	48 69	178	A	Loyola Chicago	55 60										

Non-Div I Games:

Wichita St.

Average RPI Win:	241	WON-LOST	WINNING	LAST 10	STRENGTH OF	OPP. STRENGTH	TEAM	ADJ.	CONF.	ADJ CONF.
Average RPI Loss:	135	RECORD	PCT. RANK	GAMES	SCHEDULE	OF SCHEDULE	RPI	RPI	RPI	RPI
DIV. I ONLY	14- 12	149	3- 7	286	172	193	193	13	13	
DIV. I NON-CONF.	9- 2	37	0- 0	337	298	146	146	12	12	
TOTALS	RPI 1-25	RPI 26-50	W-L RECORDS	RPI 51-100	RPI 101-150	RPI 150+				
14- 12	0- 0	1- 1	OVERALL	0- 5	1- 0	12- 6				
8- 4	0- 0	1- 0	HOME	0- 2	1- 0	6- 2				
6- 8	0- 0	0- 0	AWAY	0- 0	0- 0	6- 2				
0- 0	0- 0	0- 0	NEUTRAL	0- 0	0- 0	0- 0				
9- 2	0- 0	0- 0	NON-CONFERENCE	0- 1	1- 0	8- 1				
5- 0	0- 0	0- 0	HOME	0- 0	1- 0	4- 0				
4- 2	0- 0	0- 0	AWAY	0- 1	0- 0	4- 1				
0- 0	0- 0	0- 0	NEUTRAL	0- 0	0- 0	0- 0				
5- 10	0- 0	1- 1	CONFERENCE	0- 4	0- 0	4- 5				
3- 4	0- 0	1- 0	HOME	0- 2	0- 0	2- 2				
2- 6	0- 0	0- 1	AWAY	0- 2	0- 0	2- 3				
0- 0	0- 0	0- 0	NEUTRAL	0- 0	0- 0	0- 0				

RPI S	Opponent	Score	RPI S	Opponent	Score	RPI S	Opponent	Score	RPI S	Opponent	Score	Team's RPI: 193
40	A James Madison	63 83	40	H James Madison	65 59	74	A Hofstra	45 75	143	H Old Dominion	75 64	
						74	H Hofstra	53 61	160	A Northeastern	68 69	
						80	A VCU	47 73	160	H Northeastern	69 62	
						81	H Drexel	50 67	169	A Delaware	63 67	
						97	A Elon	51 73	169	H Delaware	53 69	
									181	H Grambling	74 55	
									187	A Richmond	50 56	
									228	A Col. of Charleston	66 40	
									228	H Col. of Charleston	51 55	
									249	A Clemson	58 41	
									252	A Loyola Maryland	62 61	
									256	A UNCW	44 59	
									256	H UNCW	77 65	
									270	H American	62 51	
									284	A Towson	73 54	
									305	H Wofford	75 55	
									328	A Delaware St.	65 59	
									336	A Mt. St. Mary's	76 74	
									346	H Norfolk St.	67 47	
LAST 12 Division I GAMES:												
228	A Col. of Charleston	66 40	160	H Northeastern	69 62							
40	A James Madison	63 83	228	H Col. of Charleston	51 55							
169	H Delaware	53 69	169	A Delaware	63 67							
74	H Hofstra	53 61	256	H UNCW	77 65							
256	A UNCW	44 59	74	A Hofstra	45 75							
97	A Elon	51 73	160	A Northeastern	68 69							

Non-Div I Games:

William & Mary

■ Loss,
■ Non-Conf,
■ S Site,
■ H Home
■ A Away
N Neutral

Average RPI Win: 280	WON-LOST	WINNING	LAST 10	STRENGTH OF	OPP. STRENGTH	TEAM	ADJ.	CONF.	ADJ CONF.
Average RPI Loss: 179	RECORD	PCT. RANK	GAMES	SCHEDULE	OF SCHEDULE	RPI	RPI	RPI	RPI
DIV. I ONLY	4- 21	324	2- 8	183	270	318	318	28	28
DIV. I NON-CONF.	1- 8	320	0- 0	57	54	250	250	29	29
TOTALS	RPI 1-25	RPI 26-50	W-L RECORDS	RPI 51-100	RPI 101-150	RPI 150+			
4- 21	0- 1	0- 2	OVERALL	0- 2	0- 4	4- 12			
4- 5	0- 0	0- 0	HOME	0- 0	0- 1	4- 4			
0- 15	0- 1	0- 1	AWAY	0- 2	0- 3	0- 8			
0- 1	0- 0	0- 1	NEUTRAL	0- 0	0- 0	0- 0			
1- 8	0- 1	0- 2	NON-CONFERENCE	0- 2	0- 1	1- 2			
1- 0	0- 0	0- 0	HOME	0- 0	0- 0	1- 0			
0- 7	0- 1	0- 1	AWAY	0- 2	0- 1	0- 2			
0- 1	0- 0	0- 1	NEUTRAL	0- 0	0- 0	0- 0			
3- 13	0- 0	0- 0	CONFERENCE	0- 0	0- 3	3- 10			
3- 5	0- 0	0- 0	HOME	0- 0	0- 1	3- 4			
0- 8	0- 0	0- 0	AWAY	0- 0	0- 2	0- 6			
0- 0	0- 0	0- 0	NEUTRAL	0- 0	0- 0	0- 0			

RPI 1-25				RPI 26-50				RPI 51-100				RPI 101+ Team's RPI: 318			
RPI	S	Opponent	Score	RPI	S	Opponent	Score	RPI	S	Opponent	Score	RPI	S	Opponent	Score
2	A	South Carolina	37 86	29	N	Ohio	54 75	53	A	Duke	50 78	117	A	Liberty	61 77
				33	A	Oklahoma	48 78	56	A	Auburn	33 76	119	A	UNC Asheville	55 63
												119	H	UNC Asheville	59 67
												129	A	Akron	59 76
												201	A	Radford	44 66
												211	A	Gardner-Webb	52 70
												211	H	Gardner-Webb	81 62
												214	H	Presbyterian	48 59
												225	A	Furman	52 71
												228	A	Col. of Charleston	63 77
												248	A	High Point	60 80
												248	H	High Point	67 74
												277	H	Coastal Caro.	52 43
												283	A	Campbell	56 69
												283	H	Campbell	50 49
												302	A	Charleston So.	51 54
												302	H	Charleston So.	50 58
												320	A	Longwood	60 67
												320	H	Longwood	60 63
												349	H	N.C. Central	62 39
LAST 12 Division I GAMES:															
248	A	High Point	60 80	320	A	Longwood	60 67								
283	A	Campbell	56 69	283	H	Campbell	50 49								
277	H	Coastal Caro.	52 43	248	H	High Point	67 74								
211	A	Gardner-Webb	52 70	117	A	Liberty	61 77								
119	H	UNC Asheville	59 67	214	H	Presbyterian	48 59								
302	H	Charleston So.	50 58	201	A	Radford	44 66								

Non-Div I Games:

Winthrop

■ Loss,
 ■ Non-Conf,
 S Site,
 ■ Home
 ■ Away
 N Neutral

Average RPI Win:	135	WON-LOST	WINNING	LAST 10	STRENGTH OF	OPP. STRENGTH	TEAM	ADJ.	CONF.	ADJ CONF.
Average RPI Loss:	74	RECORD	PCT. RANK	GAMES	SCHEDULE	OF SCHEDULE	RPI	RPI	RPI	RPI
DIV. I ONLY	7- 19	286	1- 9	40	22	179	179	5	5	
DIV. I NON-CONF.	4- 6	201	0- 0	73	78	159	159	4	4	
TOTALS	RPI 1-25	RPI 26-50	W-L RECORDS	RPI 51-100	RPI 101-150	RPI 150+				
7- 19	0- 5	1- 2	OVERALL	1- 7	2- 4	3- 1				
5- 9	0- 3	1- 1	HOME	1- 2	1- 3	2- 0				
1- 10	0- 2	0- 1	AWAY	0- 5	1- 1	0- 1				
1- 0	0- 0	0- 0	NEUTRAL	0- 0	0- 0	1- 0				
4- 6	0- 1	0- 1	NON-CONFERENCE	0- 2	1- 1	3- 1				
2- 3	0- 1	0- 1	HOME	0- 0	0- 1	2- 0				
1- 3	0- 0	0- 0	AWAY	0- 2	1- 0	0- 1				
1- 0	0- 0	0- 0	NEUTRAL	0- 0	0- 0	1- 0				
3- 13	0- 4	1- 1	CONFERENCE	1- 5	1- 3	0- 0				
3- 6	0- 2	1- 0	HOME	1- 2	1- 2	0- 0				
0- 7	0- 2	0- 1	AWAY	0- 3	0- 1	0- 0				
0- 0	0- 0	0- 0	NEUTRAL	0- 0	0- 0	0- 0				

RPI 1-25				RPI 26-50				RPI 51-100				RPI 101+ Team's RPI: 179			
RPI	S	Opponent	Score	RPI	S	Opponent	Score	RPI	S	Opponent	Score	RPI	S	Opponent	Score
5	A	Ohio St.	61 87	27	H	Green Bay	58 72	52	A	Rutgers	41 61	106	H	Northwestern	53 71
11	H	Maryland	65 90	46	A	Indiana	57 67	55	H	Iowa	54 57	109	H	Drake	70 89
21	H	Florida	75 91	46	H	Indiana	73 69	57	H	Purdue	64 57	113	A	Wake Forest	64 51
23	A	Michigan St.	67 77					64	A	Dayton	64 87	130	H	Penn St.	82 62
23	H	Michigan St.	54 77					67	A	Michigan	65 82	150	A	Illinois	65 71
								79	H	Minnesota	77 84	150	H	Illinois	56 76
								84	A	Nebraska	62 75	169	N	Delaware	54 52
								88	A	Marquette	61 77	173	H	Louisiana Tech	79 65
												250	A	San Diego St.	57 63
												258	H	Northern Ill.	89 62
LAST 12 Division I GAMES:															
106	H	Northwestern	53 71	23	H	Michigan St.	54 77								
150	H	Illinois	56 76	84	A	Nebraska	62 75								
46	A	Indiana	57 67	79	H	Minnesota	77 84								
67	A	Michigan	65 82	11	H	Maryland	65 90								
57	H	Purdue	64 57	150	A	Illinois	65 71								
5	A	Ohio St.	61 87	55	H	Iowa	54 57								

Non-Div I Games:

Wisconsin

■ Loss,
■ Non-Conf,
■ S Site,
■ H Home
■ A Away
N Neutral

Average RPI Win:	291	WON-LOST	WINNING	LAST 10	STRENGTH OF	OPP. STRENGTH	TEAM	ADJ.	CONF.	ADJ CONF.
Average RPI Loss:	177	RECORD	PCT. RANK	GAMES	SCHEDULE	OF SCHEDULE	RPI	RPI	RPI	RPI
DIV. I ONLY	7- 17	279	3- 6	269	289	305	305	17	17	
DIV. I NON-CONF.	4- 8	234	0- 0	248	349	289	289	15	15	
TOTALS	RPI 1-25	RPI 26-50	W-L RECORDS	RPI 51-100	RPI 101-150	RPI 150+				
7- 17	0- 0	0- 0	OVERALL	0- 3	0- 4	7- 10				
6- 6	0- 0	0- 0	HOME	0- 1	0- 3	6- 2				
1- 11	0- 0	0- 0	AWAY	0- 2	0- 1	1- 8				
0- 0	0- 0	0- 0	NEUTRAL	0- 0	0- 0	0- 0				
4- 8	0- 0	0- 0	NON-CONFERENCE	0- 1	0- 2	4- 5				
4- 1	0- 0	0- 0	HOME	0- 0	0- 1	4- 0				
0- 7	0- 0	0- 0	AWAY	0- 1	0- 1	0- 5				
0- 0	0- 0	0- 0	NEUTRAL	0- 0	0- 0	0- 0				
3- 9	0- 0	0- 0	CONFERENCE	0- 2	0- 2	3- 5				
2- 5	0- 0	0- 0	HOME	0- 1	0- 2	2- 2				
1- 4	0- 0	0- 0	AWAY	0- 1	0- 0	1- 3				
0- 0	0- 0	0- 0	NEUTRAL	0- 0	0- 0	0- 0				

RPI 1-25				RPI 26-50				RPI 51-100				RPI 101+				Team's RPI: 305	
RPI	S	Opponent	Score	RPI	S	Opponent	Score	RPI	S	Opponent	Score	RPI	S	Opponent	Score		
								51	A	Chattanooga	48	65	110	H	Mercer	61	70
								51	H	Chattanooga	40	53	112	H	Samford	39	58
								79	A	Minnesota	54	98	118	A	Virginia Tech	42	73
												119	H	UNC Asheville	63	70	
												157	A	ETSU	69	70	
												157	H	ETSU	54	70	
												193	A	William & Mary	55	75	
												201	H	Radford	79	70	
												211	A	Gardner-Webb	61	64	
												225	A	Furman	64	70	
												225	H	Furman	61	70	
												277	A	Coastal Caro.	69	83	
												289	H	Jacksonville St.	66	54	
												293	H	Kennesaw St.	70	59	
												297	A	UNCG	58	56	
												297	H	UNCG	104	64	
												302	A	Charleston So.	64	74	
												309	A	Western Caro.	72	74	
												309	H	Western Caro.	72	71	
												310	A	South Carolina St.	47	60	
												349	H	N.C. Central	60	37	
LAST 12 Division I GAMES:																	
				297	H	UNCG	104	64				110	H	Mercer	61	70	
				309	H	Western Caro.	72	71				309	A	Western Caro.	72	74	
				225	A	Furman	64	70				297	A	UNCG	58	56	
				51	A	Chattanooga	48	65				225	H	Furman	61	70	
				157	A	ETSU	69	70				157	H	ETSU	54	70	
				112	H	Samford	39	58				51	H	Chattanooga	40	53	

Non-Div I Games: Montreat 83 48 Bluefield Col. 69 58

Wofford

Loss, Non-Conf, S Site, H Home A Away N Neutral

Average RPI Win:	220	WON-LOST	WINNING	LAST 10	STRENGTH OF	OPP. STRENGTH	TEAM	ADJ.	CONF.	ADJ CONF.
Average RPI Loss:	84	RECORD	PCT. RANK	GAMES	SCHEDULE	OF SCHEDULE	RPI	RPI	RPI	RPI
DIV. I ONLY	18- 7	62	6- 4	195	127	100	100	14	14	
DIV. I NON-CONF.	8- 3	77	0- 0	273	85	132	132	16	16	
TOTALS	RPI 1-25	RPI 26-50	W-L RECORDS	RPI 51-100	RPI 101-150	RPI 150+				
18- 7	0- 1	1- 2	OVERALL	0- 1	2- 1	15- 2				
8- 4	0- 1	0- 1	HOME	0- 0	1- 0	7- 2				
8- 2	0- 0	0- 1	AWAY	0- 0	1- 1	7- 0				
2- 1	0- 0	1- 0	NEUTRAL	0- 1	0- 0	1- 0				
8- 3	0- 1	1- 1	NON-CONFERENCE	0- 1	0- 0	7- 0				
4- 1	0- 1	0- 0	HOME	0- 0	0- 0	4- 0				
2- 1	0- 0	0- 1	AWAY	0- 0	0- 0	2- 0				
2- 1	0- 0	1- 0	NEUTRAL	0- 1	0- 0	1- 0				
10- 4	0- 0	0- 1	CONFERENCE	0- 0	2- 1	8- 2				
4- 3	0- 0	0- 1	HOME	0- 0	1- 0	3- 2				
6- 1	0- 0	0- 0	AWAY	0- 0	1- 1	5- 0				
0- 0	0- 0	0- 0	NEUTRAL	0- 0	0- 0	0- 0				

RPI 1-25				RPI 26-50				RPI 51-100				Team's RPI: 100		RPI 101+			
RPI	S	Opponent	Score	RPI	S	Opponent	Score	RPI	S	Opponent	Score			RPI	S	Opponent	Score
20	H	Georgia	57 63	26	A	Miami (FL)	67 80	55	N	Iowa	77 83			132	A	Youngstown St.	69 72
				27	H	Green Bay	58 63							139	A	Northern Ky.	76 65
				39	N	George Washington	77 71							139	H	Northern Ky.	66 61
														153	A	Detroit	89 71
														153	H	Detroit	93 95
														172	H	Milwaukee	60 82
														183	H	Butler	66 53
														184	A	Eastern Ky.	71 69
														205	A	Oakland	77 72
														205	H	Oakland	79 63
														218	A	Ill.-Chicago	80 72
														218	H	Ill.-Chicago	73 62
														243	A	Valparaiso	65 54
														243	H	Valparaiso	80 63
														269	H	Austin Peay	77 56
														278	A	Cleveland St.	93 65
														280	N	Houston	75 61
														307	H	Southeastern La.	106 72
														325	A	Kent St.	73 68
														335	H	Lipscomb	92 65
LAST 12 Division I GAMES:																	
				153	H	Detroit	93 95					132	A	Youngstown St.	69 72		
				205	H	Oakland	79 63					27	H	Green Bay	58 63		
				139	A	Northern Ky.	76 65					172	H	Milwaukee	60 82		
				218	A	Ill.-Chicago	80 72					205	A	Oakland	77 72		
				243	A	Valparaiso	65 54					153	A	Detroit	89 71		
				278	A	Cleveland St.	93 65					139	H	Northern Ky.	66 61		

Non-Div I Games: Mt. St. Joseph 117 26 Cincinnati Christian 107 44

Wright St.

Loss, Non-Conf, S Site, H Home A Away N Neutral

Average RPI Win:	250	WON-LOST	WINNING	LAST 10	STRENGTH OF	OPP. STRENGTH	TEAM	ADJ.	CONF.	ADJ CONF.
Average RPI Loss:	152	RECORD	PCT. RANK	GAMES	SCHEDULE	OF SCHEDULE	RPI	RPI	RPI	RPI
DIV. I ONLY	11- 13	203	3- 7	227	247	236	236	19	19	
DIV. I NON-CONF.	6- 3	99	0- 0	202	305	126	126	20	20	
TOTALS	RPI 1-25	RPI 26-50	W-L RECORDS	RPI 51-100	RPI 101-150	RPI 150+				
11- 13	0- 0	0- 2	OVERALL	0- 1	1- 5	10- 5				
8- 5	0- 0	0- 1	HOME	0- 1	1- 1	7- 2				
3- 8	0- 0	0- 1	AWAY	0- 0	0- 4	3- 3				
0- 0	0- 0	0- 0	NEUTRAL	0- 0	0- 0	0- 0				
6- 3	0- 0	0- 0	NON-CONFERENCE	0- 1	0- 2	6- 0				
4- 1	0- 0	0- 0	HOME	0- 1	0- 0	4- 0				
2- 2	0- 0	0- 0	AWAY	0- 0	0- 2	2- 0				
0- 0	0- 0	0- 0	NEUTRAL	0- 0	0- 0	0- 0				
5- 10	0- 0	0- 2	CONFERENCE	0- 0	1- 3	4- 5				
4- 4	0- 0	0- 1	HOME	0- 0	1- 1	3- 2				
1- 6	0- 0	0- 1	AWAY	0- 0	0- 2	1- 3				
0- 0	0- 0	0- 0	NEUTRAL	0- 0	0- 0	0- 0				

RPI S	Opponent	Score	RPI S	Opponent	Score	RPI S	Opponent	Score	RPI S	Opponent	Score	Team's RPI: 236
44	A Colorado St.	42 63	44	H Colorado St.	57 62	59	H St. Mary's (CA)	64 70	108	A Gonzaga	57 61	
									133	A Fresno St.	52 64	
									133	H Fresno St.	42 49	
									137	A Idaho	57 61	
									144	A Boise St.	49 58	
									144	H Boise St.	82 58	
									161	H Montana St.	75 69	
									176	H Colorado	77 68	
									180	H New Mexico	66 48	
									191	H Montana	68 61	
									194	H San Jose St.	66 67	
									202	A Utah St.	75 84	
									212	A UNLV	37 66	
									250	H San Diego St.	77 84	
									255	H UC Santa Barbara	76 67	
									296	A Denver	75 64	
									322	A Nevada	65 68	
									322	H Nevada	68 53	
									338	A Cal St. Fullerton	61 56	
									344	A Air Force	67 45	
									344	H Air Force	84 56	
LAST 12 Division I GAMES:												
44	H Colorado St.	57 62	133	H Fresno St.	42 49							
133	A Fresno St.	52 64	144	A Boise St.	49 58							
144	H Boise St.	82 58	322	A Nevada	65 68							
202	A Utah St.	75 84	180	H New Mexico	66 48							
344	H Air Force	84 56	194	H San Jose St.	66 67							
44	A Colorado St.	42 63	212	A UNLV	37 66							

Non-Div I Games: Chadron St. 81 53

Wyoming

■ Loss,
 ■ Non-Conf,
 ■ S Site,
 ■ H Home
 ■ A Away
 N Neutral

Average RPI Win:	219	WON-LOST	WINNING	LAST 10	STRENGTH OF	OPP. STRENGTH	TEAM	ADJ.	CONF.	ADJ CONF.
Average RPI Loss:	57	RECORD	PCT. RANK	GAMES	SCHEDULE	OF SCHEDULE	RPI	RPI	RPI	RPI
DIV. I ONLY	17- 10	94	3- 7	228	79	147	147	6	6	
DIV. I NON-CONF.	9- 2	37	0- 0	336	244	189	189	6	6	
TOTALS	RPI 1-25	RPI 26-50	W-L RECORDS	RPI 51-100	RPI 101-150	RPI 150+				
17- 10	0- 2	1- 4	OVERALL	2- 3	1- 1	13- 0				
15- 4	0- 1	1- 2	HOME	2- 1	1- 0	11- 0				
2- 6	0- 0	0- 0	AWAY	0- 0	0- 0	2- 0				
0- 0	0- 0	0- 0	NEUTRAL	0- 0	0- 0	0- 0				
9- 2	0- 0	0- 0	NON-CONFERENCE	0- 2	0- 0	9- 0				
9- 1	0- 0	0- 0	HOME	0- 1	0- 0	9- 0				
0- 1	0- 0	0- 0	AWAY	0- 1	0- 0	0- 0				
0- 0	0- 0	0- 0	NEUTRAL	0- 0	0- 0	0- 0				
8- 8	0- 2	1- 4	CONFERENCE	2- 1	1- 1	4- 0				
6- 3	0- 1	1- 2	HOME	2- 0	1- 0	2- 0				
2- 5	0- 1	0- 2	AWAY	0- 1	0- 1	2- 0				
0- 0	0- 0	0- 0	NEUTRAL	0- 0	0- 0	0- 0				

RPI 1-25				RPI 26-50				RPI 51-100				RPI 101+ Team's RPI: 147			
RPI	S	Opponent	Score	RPI	S	Opponent	Score	RPI	S	Opponent	Score	RPI	S	Opponent	Score
22	A	DePaul	52 82	34	A	Seton Hall	66 82	67	A	Michigan	54 92	140	A	Creighton	47 74
22	H	DePaul	53 70	34	H	Seton Hall	67 72	70	H	Middle Tenn.	53 62	140	H	Creighton	57 55
				45	A	St. John's (NY)	41 57	88	A	Marquette	69 74	183	A	Butler	73 63
				45	H	St. John's (NY)	56 69	88	H	Marquette	71 66	183	H	Butler	55 47
				50	H	Villanova	74 67	94	H	Georgetown	59 54	195	H	Cincinnati	65 56
												201	H	Radford	63 56
												246	H	Binghamton	64 55
												259	A	Providence	62 54
												259	H	Providence	72 47
												273	H	Tennessee Tech	64 47
												292	H	UMES	61 56
												293	H	Kennesaw St.	62 59
												307	H	Southeastern La.	67 27
												326	H	Evansville	65 57
												331	H	Howard	70 47
LAST 12 Division I GAMES:															
34	H	Seton Hall	67 72	183	H	Butler	55 47								
45	H	St. John's (NY)	56 69	45	A	St. John's (NY)	41 57								
88	A	Marquette	69 74	34	A	Seton Hall	66 82								
22	A	DePaul	52 82	22	H	DePaul	53 70								
140	H	Creighton	57 55	88	H	Marquette	71 66								
259	H	Providence	72 47	259	A	Providence	62 54								

Non-Div I Games:

Xavier

Average RPI Win:	234	WON-LOST	WINNING	LAST 10	STRENGTH OF	OPP. STRENGTH	TEAM	ADJ.	CONF.	ADJ CONF.
Average RPI Loss:	89	RECORD	PCT. RANK	GAMES	SCHEDULE	OF SCHEDULE	RPI	RPI	RPI	RPI
DIV. I ONLY	10- 16	239	2- 8	58	166	163	163	10	10	
DIV. I NON-CONF.	8- 8	160	1- 1	101	179	143	143	11	11	
TOTALS	RPI 1-25	RPI 26-50	W-L RECORDS	RPI 51-100	RPI 101-150	RPI 150+				
10- 16	0- 0	0- 8	OVERALL	0- 2	2- 3	8- 3				
7- 5	0- 0	0- 2	HOME	0- 1	1- 1	6- 1				
1- 10	0- 0	0- 5	AWAY	0- 1	0- 2	1- 2				
2- 1	0- 0	0- 1	NEUTRAL	0- 0	1- 0	1- 0				
8- 8	0- 0	0- 4	NON-CONFERENCE	0- 2	2- 2	6- 0				
6- 1	0- 0	0- 0	HOME	0- 1	1- 0	5- 0				
0- 6	0- 0	0- 3	AWAY	0- 1	0- 2	0- 0				
2- 1	0- 0	0- 1	NEUTRAL	0- 0	1- 0	1- 0				
2- 8	0- 0	0- 4	CONFERENCE	0- 0	0- 1	2- 3				
1- 4	0- 0	0- 2	HOME	0- 0	0- 1	1- 1				
1- 4	0- 0	0- 2	AWAY	0- 0	0- 0	1- 2				
0- 0	0- 0	0- 0	NEUTRAL	0- 0	0- 0	0- 0				

RPI S	Opponent	Score	RPI S	Opponent	Score	RPI S	Opponent	Score	RPI S	Opponent	Score	Team's RPI: 163
30	A Penn	49 68	30	H Penn	59 77	64	A Dayton	75 81	103	H Harvard	69 72	
36	N West Virginia	60 70	38	A Princeton	50 65	65	H Army West Point	61 65	116	A Boston College	60 73	
38	A Princeton	81 94	45	A St. John's (NY)	56 69				121	N Iona	63 48	
46	A Indiana	60 76	47	A Albany (NY)	70 74				124	A North Carolina	63 70	
									142	H Stony Brook	62 57	
									174	A Cornell	63 74	
									200	A Brown	48 39	
									200	H Brown	81 54	
									226	H Dartmouth	63 68	
									229	H Manhattan	62 36	
									237	A Columbia	71 77	
									238	H New Hampshire	63 46	
									239	H Holy Cross	69 59	
									312	N Fairleigh Dickinson	77 58	
									319	H Illinois St.	60 47	
									339	H Wagner	78 60	
LAST 12 Division I GAMES:												
30	H Penn	59 77	38	A Princeton	50 65							
38	H Princeton	81 94	30	A Penn	49 68							
103	H Harvard	69 72	200	A Brown	48 39							
226	H Dartmouth	63 68	200	H Brown	81 54							
174	A Cornell	63 74	116	A Boston College	60 73							
237	A Columbia	71 77	238	H New Hampshire	63 46							

Non-Div I Games: Albertus Magnus 67 34

Yale

■ Loss,
 ■ Non-Conf,
 ■ S Site,
 ■ H Home
 ■ A Away
 N Neutral

Average RPI Win:	203	WON-LOST	WINNING	LAST 10	STRENGTH OF	OPP. STRENGTH	TEAM	ADJ.	CONF.	ADJ CONF.
Average RPI Loss:	156	RECORD	PCT. RANK	GAMES	SCHEDULE	OF SCHEDULE	RPI	RPI	RPI	RPI
DIV. I ONLY	14- 9	104	4- 6	164	191	132	132	14	14	
DIV. I NON-CONF.	7- 2	57	0- 0	279	243	109	109	16	16	
TOTALS	RPI 1-25	RPI 26-50	W-L RECORDS	RPI 51-100	RPI 101-150	RPI 150+				
14- 9	0- 0	0- 2	OVERALL	2- 0	0- 3	12- 4				
8- 4	0- 0	0- 1	HOME	1- 0	0- 1	7- 2				
6- 5	0- 0	0- 1	AWAY	1- 0	0- 2	5- 2				
0- 0	0- 0	0- 0	NEUTRAL	0- 0	0- 0	0- 0				
7- 2	0- 0	0- 0	NON-CONFERENCE	1- 0	0- 2	6- 0				
5- 0	0- 0	0- 0	HOME	0- 0	0- 0	5- 0				
2- 2	0- 0	0- 0	AWAY	1- 0	0- 2	1- 0				
0- 0	0- 0	0- 0	NEUTRAL	0- 0	0- 0	0- 0				
7- 7	0- 0	0- 2	CONFERENCE	1- 0	0- 1	6- 4				
3- 4	0- 0	0- 1	HOME	1- 0	0- 1	2- 2				
4- 3	0- 0	0- 1	AWAY	0- 0	0- 0	4- 2				
0- 0	0- 0	0- 0	NEUTRAL	0- 0	0- 0	0- 0				

RPI 1-25				RPI 26-50				RPI 51-100				RPI 101+ Team's RPI: 132			
RPI	S	Opponent	Score	RPI	S	Opponent	Score	RPI	S	Opponent	Score	RPI	S	Opponent	Score
				27	A	Green Bay	35 69	89	A	Bucknell	55 47	129	A	Akron	49 74
				27	H	Green Bay	60 68	100	H	Wright St.	72 69	130	A	Penn St.	51 68
												139	H	Northern Ky.	77 88
												153	A	Detroit	72 70
												153	H	Detroit	68 69
												172	A	Milwaukee	70 62
												172	H	Milwaukee	69 67
												201	H	Radford	54 53
												205	A	Oakland	96 77
												205	H	Oakland	67 63
												210	H	Canisius	53 51
												218	A	Ill.-Chicago	69 64
												221	H	Robert Morris	55 46
												243	A	Valparaiso	60 65
												261	H	Tennessee St.	69 58
												278	A	Cleveland St.	68 75
												278	H	Cleveland St.	43 53
												308	A	Niagara	71 54
												325	H	Kent St.	91 61
LAST 12 Division I GAMES:															
				278	H	Cleveland St.	43 53	100	H	Wright St.	72 69				
				172	A	Milwaukee	70 62	243	A	Valparaiso	60 65				
				27	A	Green Bay	35 69	218	A	Ill.-Chicago	69 64				
				153	H	Detroit	68 69	278	A	Cleveland St.	68 75				
				205	H	Oakland	67 63	27	H	Green Bay	60 68				
				139	H	Northern Ky.	77 88	172	H	Milwaukee	69 67				

Non-Div I Games: Lake Erie 89 61 Salem Int'l 80 40

Youngstown St.

Loss, Non-Conf, S Site, H Home A Away N Neutral