



Average RPI Win: <b>224</b>	WON-LOST	WINNING	LAST 10	STRENGTH OF	OPP. STRENGTH	TEAM	ADJ.	CONF.	ADJ CONF.
Average RPI Loss: <b>157</b>	RECORD	PCT. RANK	GAMES	SCHEDULE	OF SCHEDULE	RPI	RPI	RPI	RPI
DIV. I ONLY	17- 3	19	9- 1	243	249	60	60	27	27
DIV. I NON-CONF.	5- 2	86	0- 0	80	185	36	36	26	26

TOTALS	RPI 1-25	RPI 26-50	W-L RECORDS	RPI 51-100	RPI 101-150	RPI 150+
17- 3	0- 0	0- 1	OVERALL	1- 0	3- 1	13- 1
6- 0	0- 0	0- 0	HOME	0- 0	1- 0	5- 0
9- 3	0- 0	0- 1	AWAY	0- 0	2- 1	7- 1
2- 0	0- 0	0- 0	NEUTRAL	1- 0	0- 0	1- 0
5- 2	0- 0	0- 1	NON-CONFERENCE	1- 0	1- 1	3- 0
1- 0	0- 0	0- 0	HOME	0- 0	0- 0	1- 0
2- 2	0- 0	0- 1	AWAY	0- 0	1- 1	1- 0
2- 0	0- 0	0- 0	NEUTRAL	1- 0	0- 0	1- 0
12- 1	0- 0	0- 0	CONFERENCE	0- 0	2- 0	10- 1
5- 0	0- 0	0- 0	HOME	0- 0	1- 0	4- 0
7- 1	0- 0	0- 0	AWAY	0- 0	1- 0	6- 1
0- 0	0- 0	0- 0	NEUTRAL	0- 0	0- 0	0- 0













































































RPI 1-25	RPI 26-50	RPI 51-100	Team's RPI: 60	RPI 101+
RPI S Opponent Score	RPI S Opponent Score	RPI S Opponent Score		RPI S Opponent Score
	49 A Kansas St. 45 76	96 N Eastern Mich. 83 59		108 A Central Ark. 61 49
				129 H Northwestern St. 67 46
				137 A Idaho 71 59
				140 A Texas Tech 65 71
				163 H McNeese St. 79 62
				198 A Eastern Wash. 72 60
				214 A Stephen F. Austin 85 70
				226 N Grand Canyon 75 71
				235 A Sam Houston St. 87 76
				235 H Sam Houston St. 67 55
				246 H Houston Baptist 77 60
				262 H UTSA 79 60
				283 A Lamar 54 63
				283 H Lamar 90 62
				312 A A&M-Corpus Christi 71 65
				313 A Southeastern La. 88 72
				319 A Nicholls St. 71 68
				330 A Incarnate Word 86 71
LAST 12 Division I GAMES:				
312 A A&M-Corpus Christi 71 65	330 A Incarnate Word 86 71			
235 H Sam Houston St. 67 55	235 A Sam Houston St. 87 76			
313 A Southeastern La. 88 72	214 A Stephen F. Austin 85 70			
283 A Lamar 54 63	163 H McNeese St. 79 62			
283 H Lamar 90 62	319 A Nicholls St. 71 68			
246 H Houston Baptist 77 60	129 H Northwestern St. 67 46			

Non-Div I Games: Southwest (NM) 91 39 Schreiner 79 51 Wayland Baptist 96 71 Missouri Valley 96 35

Abilene Christian






Loss, Non-Conf, S Site, H Home A Away N Neutral

Average RPI Win: <b>323</b>	WON-LOST	WINNING	LAST 10	STRENGTH OF	OPP. STRENGTH	TEAM	ADJ.	CONF.	ADJ CONF.
Average RPI Loss: <b>189</b>	RECORD	PCT. RANK	GAMES	SCHEDULE	OF SCHEDULE	RPI	RPI	RPI	RPI
DIV. I ONLY	1- 25	349	1- 9	250	223	344	344	19	19
DIV. I NON-CONF.	0- 11	338	0- 0	226	233	340	340	20	20
TOTALS	RPI 1-25	RPI 26-50	W-L RECORDS	RPI 51-100	RPI 101-150	RPI 150+			
1- 25	0- 0	0- 1	OVERALL	0- 3	0- 3	1- 18			
1- 9	0- 0	0- 0	HOME	0- 1	0- 0	1- 8			
0- 16	0- 0	0- 1	AWAY	0- 2	0- 3	0- 10			
0- 0	0- 0	0- 0	NEUTRAL	0- 0	0- 0	0- 0			
0- 11	0- 0	0- 0	NON-CONFERENCE	0- 3	0- 1	0- 7			
0- 3	0- 0	0- 0	HOME	0- 1	0- 0	0- 2			
0- 8	0- 0	0- 0	AWAY	0- 2	0- 1	0- 5			
0- 0	0- 0	0- 0	NEUTRAL	0- 0	0- 0	0- 0			
1- 14	0- 0	0- 1	CONFERENCE	0- 0	0- 2	1- 11			
1- 6	0- 0	0- 0	HOME	0- 0	0- 0	1- 6			
0- 8	0- 0	0- 1	AWAY	0- 0	0- 2	0- 5			
0- 0	0- 0	0- 0	NEUTRAL	0- 0	0- 0	0- 0			

RPI S	Opponent	Score	RPI S	Opponent	Score	RPI S	Opponent	Score	RPI S	Opponent	Score	Team's RPI: 344
			45  Colorado St.	47  71		61  Santa Clara	34  68		107  Gonzaga	35  88		
						75  Vanderbilt	29  86		134  Fresno St.	46  70		
						96  Eastern Mich.	59  72		144  Boise St.	48  61		
									180  George Mason	52  69		
									181  New Mexico	36  58		
									181  New Mexico	33  63		
									184  UC Davis	40  66		
									196  San Jose St.	60  81		
									196  San Jose St.	49  72		
									198  Eastern Wash.	44  65		
									202  Utah St.	53  66		
									211  UNLV	51  62		
									211  UNLV	56  60		
									226  Grand Canyon	39  73		
									230  Navy	46  64		
									238  Wyoming	56  84		
									238  Wyoming	45  67		
									250  San Diego St.	66  69		
									296  Denver	48  57		
									323  Nevada	57  68		
									323  Nevada	59  53		
									328  Southern Utah	56  75		
LAST 12 Division I GAMES:												
			181  New Mexico	36  58		196  San Jose St.	49  72					
			211  UNLV	51  62		181  New Mexico	33  63					
			250  San Diego St.	66  69		134  Fresno St.	46  70					
			323  Nevada	59  53		45  Colorado St.	47  71					
			144  Boise St.	48  61		211  UNLV	56  60					
			238  Wyoming	56  84		202  Utah St.	53  66					

Non-Div I Games:

Air Force

 Loss, 
  Non-Conf, 
  S Site, 
  Home 
  Away 
 N Neutral

Average RPI Win: <b>198</b>	WON-LOST	WINNING	LAST 10	STRENGTH OF	OPP. STRENGTH	TEAM	ADJ.	CONF.	ADJ CONF.
Average RPI Loss: <b>107</b>	RECORD	PCT. RANK	GAMES	SCHEDULE	OF SCHEDULE	RPI	RPI	RPI	RPI
DIV. I ONLY	<b>12- 12</b>	<b>171</b>	<b>5- 5</b>	<b>84</b>	<b>125</b>	<b>131</b>	<b>131</b>	<b>12</b>	<b>12</b>
DIV. I NON-CONF.	<b>5- 5</b>	<b>160</b>	<b>0- 0</b>	<b>199</b>	<b>110</b>	<b>168</b>	<b>168</b>	<b>13</b>	<b>13</b>
TOTALS	RPI 1-25	RPI 26-50	W-L RECORDS	RPI 51-100	RPI 101-150	RPI 150+			
12- 12	0- 0	0- 2	OVERALL	3- 5	3- 2	6- 3			
7- 4	0- 0	0- 1	HOME	2- 2	1- 0	4- 1			
5- 6	0- 0	0- 1	AWAY	1- 3	2- 1	2- 1			
0- 2	0- 0	0- 0	NEUTRAL	0- 0	0- 1	0- 1			
5- 5	0- 0	0- 0	NON-CONFERENCE	0- 2	2- 1	3- 2			
3- 1	0- 0	0- 0	HOME	0- 1	1- 0	2- 0			
2- 2	0- 0	0- 0	AWAY	0- 1	1- 0	1- 1			
0- 2	0- 0	0- 0	NEUTRAL	0- 0	0- 1	0- 1			
7- 7	0- 0	0- 2	CONFERENCE	3- 3	1- 1	3- 1			
4- 3	0- 0	0- 1	HOME	2- 1	0- 0	2- 1			
3- 4	0- 0	0- 1	AWAY	1- 2	1- 1	1- 0			
0- 0	0- 0	0- 0	NEUTRAL	0- 0	0- 0	0- 0			

RPI 1-25				RPI 26-50				RPI 51-100				RPI 101+ Team's RPI: 131			
RPI	S	Opponent	Score	RPI	S	Opponent	Score	RPI	S	Opponent	Score	RPI	S	Opponent	Score
				27	A	Ohio	55 75	62	H	FGCU	64 82	109	N	UNI	51 59
				27	H	Ohio	73 101	73	A	Ball St.	71 78	118	A	Western Mich.	65 69
								80	A	San Diego	65 86	132	H	Youngstown St.	74 49
								82	A	Central Mich.	60 81	141	A	Buffalo	69 61
								82	H	Central Mich.	77 97	146	A	Northern Ky.	77 75
								96	A	Eastern Mich.	68 65	175	N	Northern Colo.	65 78
								96	H	Eastern Mich.	75 72	188	A	Fla. Atlantic	77 91
								98	H	Toledo	81 71	243	A	Valparaiso	85 74
												254	A	Bowling Green	71 55
												258	H	Northern Ill.	58 65
												265	H	Miami (OH)	77 65
												266	H	UCF	74 54
												318	H	Winthrop	76 59
												324	H	Kent St.	78 66
LAST 12 Division I GAMES:															
				27	H	Ohio	73 101	27	A	Ohio	55 75				
				324	H	Kent St.	78 66	82	A	Central Mich.	60 81				
				118	A	Western Mich.	65 69	98	H	Toledo	81 71				
				265	H	Miami (OH)	77 65	141	A	Buffalo	69 61				
				73	A	Ball St.	71 78	254	A	Bowling Green	71 55				
				96	H	Eastern Mich.	75 72	82	H	Central Mich.	77 97				

Non-Div I Games: Rochester College 103 37

Akron

■ Loss, 
 ■ Non-Conf, 
 ■ S Site, 
 ■ H Home 
 ■ A Away 
 N Neutral

## Alabama

Through Games Of Feb. 20, 2016

Average RPI Win:	219	WON-LOST	WINNING	LAST 10	STRENGTH OF	OPP. STRENGTH	TEAM	ADJ.	CONF.	ADJ CONF.
Average RPI Loss:	55	RECORD	PCT. RANK	GAMES	SCHEDULE	OF SCHEDULE	RPI	RPI	RPI	RPI
DIV. I ONLY	14- 12	152	2- 8	160	71	155	155	2	2	
DIV. I NON-CONF.	11- 2	28	0- 0	322	301	130	130	2	2	
TOTALS	RPI 1-25	RPI 26-50	W-L RECORDS	RPI 51-100	RPI 101-150	RPI 150+				
14- 12	1- 4	0- 1	OVERALL	2- 6	1- 1	10- 0				
12- 3	1- 1	0- 0	HOME	1- 2	1- 0	9- 0				
0- 9	0- 3	0- 1	AWAY	0- 4	0- 1	0- 0				
2- 0	0- 0	0- 0	NEUTRAL	1- 0	0- 0	1- 0				
11- 2	0- 0	0- 0	NON-CONFERENCE	2- 2	0- 0	9- 0				
9- 0	0- 0	0- 0	HOME	1- 0	0- 0	8- 0				
0- 2	0- 0	0- 0	AWAY	0- 2	0- 0	0- 0				
2- 0	0- 0	0- 0	NEUTRAL	1- 0	0- 0	1- 0				
3- 10	1- 4	0- 1	CONFERENCE	0- 4	1- 1	1- 0				
3- 3	1- 1	0- 0	HOME	0- 2	1- 0	1- 0				
0- 7	0- 3	0- 1	AWAY	0- 2	0- 1	0- 0				
0- 0	0- 0	0- 0	NEUTRAL	0- 0	0- 0	0- 0				

RPI	S	Opponent	Score	RPI	S	Opponent	Score	RPI	S	Opponent	Score	RPI	S	Opponent	Score	Team's RPI: 155
14	A	Kentucky	48 73	33	A	Missouri	52 63	52	A	Auburn	59 72	130	H	LSU	62 45	
15	H	Texas A&M	56 59					52	H	Auburn	55 59	133	A	Arkansas	67 69	
18	A	Tennessee	42 70					75	A	Vanderbilt	52 67	162	H	Ole Miss	48 37	
20	A	Florida	72 80					75	H	Vanderbilt	48 54	183	H	Grambling	72 57	
23	H	Georgia	64 50					76	N	Middle Tenn.	64 46	207	N	Utah Valley	67 60	
								86	A	Georgia Tech	58 70	269	H	Georgia St.	72 56	
								88	A	UT Martin	65 83	272	H	Appalachian St.	93 59	
								90	H	Georgetown	78 66	310	H	Alcorn	97 50	
												321	H	North Florida	69 47	
												334	H	Lipscomb	68 49	
												347	H	Alabama A&M	96 44	
												348	H	Mississippi Val.	98 35	
LAST 12 Division I GAMES:																
133	A	Arkansas	67 69	75	A	Vanderbilt	52 67									
33	A	Missouri	52 63	20	A	Florida	72 80									
52	H	Auburn	55 59	23	H	Georgia	64 50									
162	H	Ole Miss	48 37	52	A	Auburn	59 72									
18	A	Tennessee	42 70	75	H	Vanderbilt	48 54									
15	H	Texas A&M	56 59	14	A	Kentucky	48 73									

Non-Div I Games:

Alabama

■ Loss, 
 ■ Non-Conf, 
 ■ S Site, 
 ■ H Home 
 ■ A Away 
 N Neutral

Average RPI Win:	346	WON-LOST	WINNING	LAST 10	STRENGTH OF	OPP. STRENGTH	TEAM	ADJ.	CONF.	ADJ CONF.
Average RPI Loss:	222	RECORD	PCT. RANK	GAMES	SCHEDULE	OF SCHEDULE	RPI	RPI	RPI	RPI
DIV. I ONLY	3- 19	335	2- 8	331	347	347	347	32	32	
DIV. I NON-CONF.	0- 9	338	0- 0	177	279	333	333	31	31	
TOTALS	RPI 1-25	RPI 26-50	W-L RECORDS	RPI 51-100	RPI 101-150	RPI 150+				
3- 19	0- 0	0- 0	OVERALL	0- 2	0- 2	3- 15				
2- 9	0- 0	0- 0	HOME	0- 2	0- 1	2- 6				
1- 10	0- 0	0- 0	AWAY	0- 0	0- 1	1- 9				
0- 0	0- 0	0- 0	NEUTRAL	0- 0	0- 0	0- 0				
0- 9	0- 0	0- 0	NON-CONFERENCE	0- 2	0- 2	0- 5				
0- 5	0- 0	0- 0	HOME	0- 2	0- 1	0- 2				
0- 4	0- 0	0- 0	AWAY	0- 0	0- 1	0- 3				
0- 0	0- 0	0- 0	NEUTRAL	0- 0	0- 0	0- 0				
3- 10	0- 0	0- 0	CONFERENCE	0- 0	0- 0	3- 10				
2- 4	0- 0	0- 0	HOME	0- 0	0- 0	2- 4				
1- 6	0- 0	0- 0	AWAY	0- 0	0- 0	1- 6				
0- 0	0- 0	0- 0	NEUTRAL	0- 0	0- 0	0- 0				

RPI 1-25			RPI 26-50			RPI 51-100			RPI 101+ Team's RPI: 347		
RPI	S	Opponent	Score	RPI	S	Opponent	Score	RPI	S	Opponent	Score
								57	H	Saint Louis	60 91
								99	H	Belmont	28 78
								112	H	Samford	30 54
								150	A	Marshall	45 81
								155	A	Alabama	44 96
								162	A	Ole Miss	42 103
								166	A	Southern U.	38 77
								183	A	Grambling	56 75
								206	H	Southeast Mo. St.	58 69
								245	H	Texas Southern	38 57
								271	H	Murray St.	59 76
								281	A	Alabama St.	50 86
								281	H	Alabama St.	63 77
								282	H	Prairie View	52 67
								299	A	Jackson St.	58 59
								304	A	Morehead St.	69 112
								310	A	Alcorn	52 68
								310	H	Alcorn	64 81
								342	A	Ark.-Pine Bluff	60 69
								342	H	Ark.-Pine Bluff	78 70
								348	A	Mississippi Val.	84 74
								348	H	Mississippi Val.	79 68
LAST 12 Division I GAMES:											
310	H	Alcorn	64 81	166	A	Southern U.	38 77				
281	H	Alabama St.	63 77	310	A	Alcorn	52 68				
348	A	Mississippi Val.	84 74	281	A	Alabama St.	50 86				
342	A	Ark.-Pine Bluff	60 69	348	H	Mississippi Val.	79 68				
245	H	Texas Southern	38 57	342	H	Ark.-Pine Bluff	78 70				
282	H	Prairie View	52 67	299	A	Jackson St.	58 59				

Non-Div I Games: Tuskegee 66 55

Alabama A&amp;M

■ Loss, 
 ■ Non-Conf, S Site, 
 ■ Home 
 ■ Away 
 N Neutral

Average RPI Win:	300	WON-LOST	WINNING	LAST 10	STRENGTH OF	OPP. STRENGTH	TEAM	ADJ.	CONF.	ADJ CONF.
Average RPI Loss:	192	RECORD	PCT. RANK	GAMES	SCHEDULE	OF SCHEDULE	RPI	RPI	RPI	RPI
DIV. I ONLY	11- 10	155	9- 1	345	340	281	281	32	32	
DIV. I NON-CONF.	1- 7	318	0- 0	271	222	334	334	31	31	
TOTALS	RPI 1-25	RPI 26-50	W-L RECORDS	RPI 51-100	RPI 101-150	RPI 150+				
11- 10	0- 0	0- 0	OVERALL	0- 1	0- 2	11- 7				
5- 5	0- 0	0- 0	HOME	0- 0	0- 1	5- 4				
5- 4	0- 0	0- 0	AWAY	0- 1	0- 1	5- 2				
1- 1	0- 0	0- 0	NEUTRAL	0- 0	0- 0	1- 1				
1- 7	0- 0	0- 0	NON-CONFERENCE	0- 1	0- 2	1- 4				
0- 4	0- 0	0- 0	HOME	0- 0	0- 1	0- 3				
0- 2	0- 0	0- 0	AWAY	0- 1	0- 1	0- 0				
1- 1	0- 0	0- 0	NEUTRAL	0- 0	0- 0	1- 1				
10- 3	0- 0	0- 0	CONFERENCE	0- 0	0- 0	10- 3				
5- 1	0- 0	0- 0	HOME	0- 0	0- 0	5- 1				
5- 2	0- 0	0- 0	AWAY	0- 0	0- 0	5- 2				
0- 0	0- 0	0- 0	NEUTRAL	0- 0	0- 0	0- 0				

RPI 1-25			RPI 26-50			RPI 51-100			RPI 101+			Team's RPI: 281
RPI	S	Opponent	Score	RPI	S	Opponent	Score	RPI	S	Opponent	Score	
						86 A Georgia Tech	54 80			112 H Samford	35 54	
										149 A Southern Miss.	44 65	
										166 A Southern U.	60 59	
										166 H Southern U.	55 57	
										179 H Troy	59 73	
										183 A Grambling	69 89	
										186 H South Ala.	43 47	
										219 N Siena	57 53	
										245 H Texas Southern	57 51	
										261 N Tennessee St.	64 74	
										282 H Prairie View	65 54	
										294 H Savannah St.	49 60	
										299 A Jackson St.	69 70	
										310 A Alcorn	52 51	
										342 A Ark.-Pine Bluff	68 53	
										342 H Ark.-Pine Bluff	72 63	
										347 A Alabama A&M	77 63	
										347 H Alabama A&M	86 50	
										348 A Mississippi Val.	79 51	
										348 H Mississippi Val.	100 50	
LAST 12 Division I GAMES:												
						166 H Southern U.	55 57			310 A Alcorn	52 51	
						347 A Alabama A&M	77 63			166 A Southern U.	60 59	
						342 A Ark.-Pine Bluff	68 53			347 H Alabama A&M	86 50	
						348 A Mississippi Val.	79 51			342 H Ark.-Pine Bluff	72 63	
						282 H Prairie View	65 54			348 H Mississippi Val.	100 50	
						245 H Texas Southern	57 51			183 A Grambling	69 89	

Non-Div I Games: Mobile 71 56

Alabama St.

■ Loss, 
 ■ Non-Conf, 
 ■ S Site, 
 ■ Home 
 ■ A Away 
 N Neutral

Average RPI Win:	213	WON-LOST	WINNING	LAST 10	STRENGTH OF	OPP. STRENGTH	TEAM	ADJ.	CONF.	ADJ CONF.
Average RPI Loss:	49	RECORD	PCT. RANK	GAMES	SCHEDULE	OF SCHEDULE	RPI	RPI	RPI	RPI
DIV. I ONLY	22- 4	20	9- 1	176	182	48	48	15	15	
DIV. I NON-CONF.	9- 3	69	0- 0	215	106	63	63	18	18	
TOTALS	RPI 1-25	RPI 26-50	W-L RECORDS	RPI 51-100	RPI 101-150	RPI 150+				
22- 4	0- 1	0- 1	OVERALL	2- 2	2- 0	18- 0				
9- 0	0- 0	0- 0	HOME	1- 0	1- 0	7- 0				
11- 4	0- 1	0- 1	AWAY	0- 2	1- 0	10- 0				
2- 0	0- 0	0- 0	NEUTRAL	1- 0	0- 0	1- 0				
9- 3	0- 1	0- 1	NON-CONFERENCE	1- 1	0- 0	8- 0				
3- 0	0- 0	0- 0	HOME	0- 0	0- 0	3- 0				
4- 3	0- 1	0- 1	AWAY	0- 1	0- 0	4- 0				
2- 0	0- 0	0- 0	NEUTRAL	1- 0	0- 0	1- 0				
13- 1	0- 0	0- 0	CONFERENCE	1- 1	2- 0	10- 0				
6- 0	0- 0	0- 0	HOME	1- 0	1- 0	4- 0				
7- 1	0- 0	0- 0	AWAY	0- 1	1- 0	6- 0				
0- 0	0- 0	0- 0	NEUTRAL	0- 0	0- 0	0- 0				

RPI 1-25				RPI 26-50				Team's RPI: 48	RPI 51-100				RPI 101+			
RPI	S	Opponent	Score	RPI	S	Opponent	Score		RPI	S	Opponent	Score	RPI	S	Opponent	Score
18	A	Tennessee	55 63	40	A	Southern California	67 68		66	A	Army West Point	62 65	143	A	Stony Brook	62 49
									72	A	Maine	53 65	143	H	Stony Brook	73 54
									72	H	Maine	64 59	158	A	UMBC	77 42
									98	N	Toledo	63 55	158	H	UMBC	63 39
													160	H	Yale	74 70
													184	N	UC Davis	80 70
													192	A	Fairfield	62 50
													209	A	Rhode Island	67 58
													215	A	Hartford	78 41
													219	A	Siena	61 42
													236	A	New Hampshire	78 52
													236	H	New Hampshire	85 48
													244	A	Binghamton	59 47
													244	H	Binghamton	64 58
													253	H	Providence	71 58
													264	H	Pepperdine	64 49
													295	A	Vermont	75 40
													295	H	Vermont	72 43
													322	A	UMass Lowell	85 55
													345	A	Boston U.	83 43
LAST 12 Division I GAMES:																
143	A	Stony Brook	62 49	215	A	Hartford	78 41									
72	A	Maine	53 65	322	A	UMass Lowell	85 55									
236	H	New Hampshire	85 48	143	H	Stony Brook	73 54									
244	H	Binghamton	64 58	244	A	Binghamton	59 47									
295	A	Vermont	75 40	72	H	Maine	64 59									
158	H	UMBC	63 39	236	A	New Hampshire	78 52									

Non-Div I Games:

Albany (NY)

■ Loss, 
 ■ Non-Conf, S Site, 
 ■ Home 
 ■ Away 
 N Neutral



Average RPI Win: <b>319</b>	WON-LOST	WINNING	LAST 10	STRENGTH OF	OPP. STRENGTH	TEAM	ADJ.	CONF.	ADJ CONF.
Average RPI Loss: <b>199</b>	RECORD	PCT. RANK	GAMES	SCHEDULE	OF SCHEDULE	RPI	RPI	RPI	RPI
DIV. I ONLY	6- 16	283	6- 4	320	341	310	310	32	32
DIV. I NON-CONF.	0- 8	338	0- 0	54	170	292	292	31	31
TOTALS	RPI 1-25	RPI 26-50	W-L RECORDS	RPI 51-100	RPI 101-150	RPI 150+			
6- 16	0- 0	0- 1	OVERALL	0- 2	0- 2	6- 11			
3- 3	0- 0	0- 0	HOME	0- 0	0- 0	3- 3			
3- 13	0- 0	0- 0	AWAY	0- 1	0- 1	3- 6			
0- 0	0- 0	0- 0	NEUTRAL	0- 0	0- 0	0- 0			
0- 8	0- 0	0- 1	NON-CONFERENCE	0- 2	0- 2	0- 3			
0- 0	0- 0	0- 0	HOME	0- 0	0- 0	0- 0			
0- 8	0- 0	0- 1	AWAY	0- 2	0- 2	0- 3			
0- 0	0- 0	0- 0	NEUTRAL	0- 0	0- 0	0- 0			
6- 8	0- 0	0- 0	CONFERENCE	0- 0	0- 0	6- 8			
3- 3	0- 0	0- 0	HOME	0- 0	0- 0	3- 3			
3- 5	0- 0	0- 0	AWAY	0- 0	0- 0	3- 5			
0- 0	0- 0	0- 0	NEUTRAL	0- 0	0- 0	0- 0			

RPI S	Opponent	Score	RPI S	Opponent	Score	RPI S	Opponent	Score	RPI S	Opponent	Score	Team's RPI: 310
44	A Arkansas St.	50 82	97	A Iowa St.	41 91	108	A Central Ark.	35 58	128	A La.-Lafayette	61 73	
			100	A Northwestern	47 91	155	A Alabama	50 97	161	A East Carolina	58 87	
						166	A Southern U.	57 66	183	A Grambling	70 66	
						183	H Grambling	76 85	245	A Texas Southern	39 68	
						281	H Alabama St.	51 52	282	A Prairie View	54 58	
						288	A Jacksonville St.	65 67	299	A Jackson St.	65 79	
						299	H Jackson St.	66 73	342	A Ark.-Pine Bluff	69 71	
						342	H Ark.-Pine Bluff	81 53	347	A Alabama A&M	81 64	
						347	H Alabama A&M	68 52	348	A Mississippi Val.	81 66	
						348	H Mississippi Val.	75 39				
LAST 12 Division I GAMES:												
347	A Alabama A&M	81 64	281	H Alabama St.	51 52							
342	H Ark.-Pine Bluff	81 53	347	H Alabama A&M	68 52							
348	H Mississippi Val.	75 39	342	A Ark.-Pine Bluff	69 71							
183	A Grambling	70 66	348	A Mississippi Val.	81 66							
299	A Jackson St.	65 79	183	H Grambling	76 85							
166	A Southern U.	57 66	299	H Jackson St.	66 73							

Non-Div I Games: Mt. Mercy 60 56 Delta St. 66 57

Alcorn

Loss, Non-Conf, S Site, H Home A Away N Neutral

Average RPI Win:	271	WON-LOST	WINNING	LAST 10	STRENGTH OF	OPP. STRENGTH	TEAM	ADJ.	CONF.	ADJ CONF.
Average RPI Loss:	156	RECORD	PCT. RANK	GAMES	SCHEDULE	OF SCHEDULE	RPI	RPI	RPI	RPI
DIV. I ONLY	6- 20	303	2- 8	138	274	270	270	26	26	
DIV. I NON-CONF.	2- 9	296	0- 0	23	155	197	197	28	28	
TOTALS	RPI 1-25	RPI 26-50	W-L RECORDS	RPI 51-100	RPI 101-150	RPI 150+				
6- 20	0- 0	0- 3	OVERALL	0- 6	0- 2	6- 9				
3- 8	0- 0	0- 0	HOME	0- 4	0- 1	3- 3				
3- 12	0- 0	0- 3	AWAY	0- 2	0- 1	3- 6				
0- 0	0- 0	0- 0	NEUTRAL	0- 0	0- 0	0- 0				
2- 9	0- 0	0- 3	NON-CONFERENCE	0- 2	0- 2	2- 2				
1- 3	0- 0	0- 0	HOME	0- 2	0- 1	1- 0				
1- 6	0- 0	0- 3	AWAY	0- 0	0- 1	1- 2				
0- 0	0- 0	0- 0	NEUTRAL	0- 0	0- 0	0- 0				
4- 11	0- 0	0- 0	CONFERENCE	0- 4	0- 0	4- 7				
2- 5	0- 0	0- 0	HOME	0- 2	0- 0	2- 3				
2- 6	0- 0	0- 0	AWAY	0- 2	0- 0	2- 4				
0- 0	0- 0	0- 0	NEUTRAL	0- 0	0- 0	0- 0				

RPI S	Opponent	Score	RPI S	Opponent	Score	RPI S	Opponent	Score	RPI S	Opponent	Score	Team's RPI: 270
34	A James Madison	45 74	66	A Army West Point	51 87	113	H Wake Forest	70 71				
39	A Princeton	34 72	66	H Army West Point	42 52	120	A Pittsburgh	58 76				
41	A George Washington	48 78	71	H Hofstra	51 60	158	A UMBC	46 47				
			87	H Elon	54 62	203	A William & Mary	51 62				
			93	A Bucknell	54 60	216	A Lehigh	59 55				
			93	H Bucknell	60 66	216	H Lehigh	52 61				
						225	A Dartmouth	45 41				
						234	H Manhattan	52 48				
						239	A Holy Cross	54 59				
						239	H Holy Cross	50 59				
						251	A Loyola Maryland	46 52				
						303	A Colgate	49 37				
						303	H Colgate	64 56				
						325	A Lafayette	59 63				
						325	H Lafayette	51 60				
						345	A Boston U.	59 63				
						345	H Boston U.	79 33				
LAST 12 Division I GAMES:												
239	H Holy Cross	50 59	303	H Colgate	64 56							
325	A Lafayette	59 63	239	A Holy Cross	54 59							
66	A Army West Point	51 87	325	H Lafayette	51 60							
345	H Boston U.	79 33	66	H Army West Point	42 52							
216	H Lehigh	52 61	345	A Boston U.	59 63							
93	A Bucknell	54 60	216	A Lehigh	59 55							

Non-Div I Games:

American

■ Loss, 
 ■ Non-Conf, 
 ■ S Site, 
 ■ H Home 
 ■ A Away 
 N Neutral

Average RPI Win:	209	WON-LOST	WINNING	LAST 10	STRENGTH OF	OPP. STRENGTH	TEAM	ADJ.	CONF.	ADJ CONF.
Average RPI Loss:	172	RECORD	PCT. RANK	GAMES	SCHEDULE	OF SCHEDULE	RPI	RPI	RPI	RPI
DIV. I ONLY	8- 17	267	3- 7	191	204	272	272	16	16	
DIV. I NON-CONF.	3- 6	234	0- 0	185	215	260	260	14	14	
TOTALS	RPI 1-25	RPI 26-50	W-L RECORDS	RPI 51-100	RPI 101-150	RPI 150+				
8- 17	0- 0	0- 1	OVERALL	0- 1	1- 4	7- 11				
6- 6	0- 0	0- 0	HOME	0- 0	1- 1	5- 5				
2- 9	0- 0	0- 1	AWAY	0- 0	0- 3	2- 5				
0- 2	0- 0	0- 0	NEUTRAL	0- 1	0- 0	0- 1				
3- 6	0- 0	0- 0	NON-CONFERENCE	0- 1	0- 2	3- 3				
3- 1	0- 0	0- 0	HOME	0- 0	0- 1	3- 0				
0- 3	0- 0	0- 0	AWAY	0- 0	0- 1	0- 2				
0- 2	0- 0	0- 0	NEUTRAL	0- 1	0- 0	0- 1				
5- 11	0- 0	0- 1	CONFERENCE	0- 0	1- 2	4- 8				
3- 5	0- 0	0- 0	HOME	0- 0	1- 0	2- 5				
2- 6	0- 0	0- 1	AWAY	0- 0	0- 2	2- 3				
0- 0	0- 0	0- 0	NEUTRAL	0- 0	0- 0	0- 0				

RPI 1-25			RPI 26-50			RPI 51-100			RPI 101+			Team's RPI: 272
RPI	S	Opponent	Score	RPI	S	Opponent	Score	RPI	S	Opponent	Score	
				44	A	Arkansas St.	60 83	68	N	South Dakota	60 87	
								117	A	North Carolina	59 68	
								119	H	Liberty	68 74	
								126	A	Little Rock	50 67	
								128	A	La.-Lafayette	51 60	
								128	H	La.-Lafayette	76 59	
								152	A	UT Arlington	58 65	
								152	H	UT Arlington	45 76	
								155	A	Alabama	59 93	
								156	H	ETSU	70 52	
								179	A	Troy	96 81	
								179	H	Troy	89 100	
								186	A	South Ala.	55 71	
								186	H	South Ala.	54 68	
								187	H	Richmond	73 59	
								217	A	Col. of Charleston	50 60	
								220	A	Texas St.	76 87	
								220	H	Texas St.	90 71	
								222	H	Furman	92 78	
								269	H	Georgia St.	75 80	
								278	H	Ga. Southern	50 65	
								290	A	La.-Monroe	57 54	
								290	H	La.-Monroe	64 52	
								326	N	Delaware St.	69 76	
LAST 12 Division I GAMES:												
179	H	Troy	89 100	186	A	South Ala.	55 71					
186	H	South Ala.	54 68	179	A	Troy	96 81					
152	A	UT Arlington	58 65	278	H	Ga. Southern	50 65					
220	A	Texas St.	76 87	269	H	Georgia St.	75 80					
290	H	La.-Monroe	64 52	44	A	Arkansas St.	60 83					
128	H	La.-Lafayette	76 59	126	A	Little Rock	50 67					

Non-Div I Games:

Appalachian St.

■ Loss, 
 ■ Non-Conf, S Site, 
 ■ Home 
 ■ Away 
 N Neutral

Average RPI Win:	176	WON-LOST	WINNING	LAST 10	STRENGTH OF	OPP. STRENGTH	TEAM	ADJ.	CONF.	ADJ CONF.
Average RPI Loss:	48	RECORD	PCT. RANK	GAMES	SCHEDULE	OF SCHEDULE	RPI	RPI	RPI	RPI
DIV. I ONLY	11- 16	229	1- 9	30	27	124	124	1	1	
DIV. I NON-CONF.	9- 3	69	0- 0	114	216	71	71	1	1	
TOTALS	RPI 1-25	RPI 26-50	W-L RECORDS	RPI 51-100	RPI 101-150	RPI 150+				
11- 16	0- 6	0- 3	OVERALL	3- 6	0- 0	8- 1				
8- 6	0- 3	0- 2	HOME	2- 1	0- 0	6- 0				
2- 8	0- 0	0- 0	AWAY	1- 1	0- 0	1- 0				
1- 2	0- 0	0- 0	NEUTRAL	0- 1	0- 0	1- 1				
9- 3	0- 0	0- 0	NON-CONFERENCE	2- 2	0- 0	7- 1				
6- 0	0- 0	0- 0	HOME	1- 0	0- 0	5- 0				
2- 1	0- 0	0- 0	AWAY	1- 1	0- 0	1- 0				
1- 2	0- 0	0- 0	NEUTRAL	0- 1	0- 0	1- 1				
2- 13	0- 6	0- 3	CONFERENCE	1- 4	0- 0	1- 0				
2- 6	0- 3	0- 2	HOME	1- 1	0- 0	1- 0				
0- 7	0- 3	0- 1	AWAY	0- 3	0- 0	0- 0				
0- 0	0- 0	0- 0	NEUTRAL	0- 0	0- 0	0- 0				

RPI	S	Opponent	Score	RPI	S	Opponent	Score	RPI	S	Opponent	Score	RPI	S	Opponent	Score	Team's RPI: 124
7	H	UCLA	39 73	29	A	Washington	47 63	62	N	FGCU	55 57	153	H	Pacific	69 56	
8	A	Oregon St.	43 71	29	H	Washington	52 74	65	A	Oregon	54 76	170	N	SMU	46 58	
9	A	Arizona St.	49 61	40	H	Southern California	57 67	74	H	Utah	55 60	171	H	Louisiana Tech	77 67	
9	H	Arizona St.	47 62					77	A	Washington St.	46 67	176	H	Colorado	63 52	
10	A	Stanford	58 82					80	A	San Diego	54 59	180	H	George Mason	68 60	
10	H	Stanford	34 59					84	A	California	56 75	210	N	Gardner-Webb	79 60	
								84	H	California	57 52	212	H	Kansas	67 52	
								95	H	New Mexico St.	68 64	223	A	North Texas	51 44	
								98	A	Toledo	62 59	331	H	Howard	65 28	
LAST 12 Division I GAMES:																
29	H	Washington	52 74	8	A	Oregon St.	43 71									
84	A	California	56 75	9	H	Arizona St.	47 62									
10	A	Stanford	58 82	9	A	Arizona St.	49 61									
7	H	UCLA	39 73	176	H	Colorado	63 52									
40	H	Southern California	57 67	74	H	Utah	55 60									
65	A	Oregon	54 76	29	A	Washington	47 63									

Non-Div I Games:

Arizona

■ Loss, 
 ■ Non-Conf, 
 ■ S Site, 
 ■ H Home 
 ■ A Away 
 N Neutral

Average RPI Win:	104	WON-LOST	WINNING	LAST 10	STRENGTH OF	OPP. STRENGTH	TEAM	ADJ.	CONF.	ADJ CONF.
Average RPI Loss:	26	RECORD	PCT. RANK	GAMES	SCHEDULE	OF SCHEDULE	RPI	RPI	RPI	RPI
DIV. I ONLY	23- 4	17	9- 1	15	6	9	9	1	1	
DIV. I NON-CONF.	9- 3	69	0- 0	30	26	35	35	1	1	
TOTALS	RPI 1-25	RPI 26-50	W-L RECORDS	RPI 51-100	RPI 101-150	RPI 150+				
23- 4	5- 3	2- 0	OVERALL	7- 1	3- 0	6- 0				
12- 2	3- 1	1- 0	HOME	4- 1	1- 0	3- 0				
10- 1	2- 1	1- 0	AWAY	3- 0	2- 0	2- 0				
1- 1	0- 1	0- 0	NEUTRAL	0- 0	0- 0	1- 0				
9- 3	2- 2	0- 0	NON-CONFERENCE	1- 1	1- 0	5- 0				
4- 2	1- 1	0- 0	HOME	1- 1	0- 0	2- 0				
4- 0	1- 0	0- 0	AWAY	0- 0	1- 0	2- 0				
1- 1	0- 1	0- 0	NEUTRAL	0- 0	0- 0	1- 0				
14- 1	3- 1	2- 0	CONFERENCE	6- 0	2- 0	1- 0				
8- 0	2- 0	1- 0	HOME	3- 0	1- 0	1- 0				
6- 1	1- 1	1- 0	AWAY	3- 0	1- 0	0- 0				
0- 0	0- 0	0- 0	NEUTRAL	0- 0	0- 0	0- 0				

RPI 1-25				Team's RPI: 9				RPI 26-50				RPI 51-100				RPI 101+			
RPI	S	Opponent	Score		RPI	S	Opponent	Score		RPI	S	Opponent	Score		RPI	S	Opponent	Score	
2	N	South Carolina	58	60	29	A	Washington	68	61	65	A	Oregon	63	58	123	A	Hawaii	75	49
7	H	UCLA	65	61	40	H	Southern California	69	68	74	H	Utah	80	60	124	A	Arizona	62	47
8	A	Oregon St.	44	67						77	A	Washington St.	63	45	124	H	Arizona	61	49
10	A	Stanford	63	61						77	H	Washington St.	61	39	170	A	SMU	64	57
10	H	Stanford	49	31						81	H	VCU	48	57	176	H	Colorado	64	37
13	H	Florida St.	68	56						84	A	California	64	49	215	A	Hartford	60	29
14	H	Kentucky	64	68						84	H	California	57	49	237	H	Columbia	70	49
16	A	Syracuse	61	54						89	H	Marquette	90	80	240	N	CSU Bakersfield	60	47
															298	H	CSUN	69	46
LAST 12 Division I GAMES:																			
77	H	Washington St.	61	39	65	A	Oregon	63	58	124	A	Arizona	62	47	124	H	Arizona	61	49
10	A	Stanford	63	61	74	H	Utah	80	60	77	A	Washington St.	63	45	176	H	Colorado	64	37
84	A	California	64	49	84	H	California	57	49	89	H	Marquette	90	80	215	A	Hartford	60	29
40	H	Southern California	69	68											237	H	Columbia	70	49
7	H	UCLA	65	61											240	N	CSU Bakersfield	60	47
8	A	Oregon St.	44	67											298	H	CSUN	69	46

Non-Div I Games:

Arizona St.

■ Loss, 
■ Non-Conf, S Site, 
■ Home 
■ Away 
N Neutral

Average RPI Win:	285	WON-LOST	WINNING	LAST 10	STRENGTH OF	OPP. STRENGTH	TEAM	ADJ.	CONF.	ADJ CONF.
Average RPI Loss:	203	RECORD	PCT. RANK	GAMES	SCHEDULE	OF SCHEDULE	RPI	RPI	RPI	RPI
DIV. I ONLY	4- 17	316	4- 6	311	321	342	342	32	32	
DIV. I NON-CONF.	0- 7	338	0- 0	112	15	301	301	31	31	
TOTALS	RPI 1-25	RPI 26-50	W-L RECORDS	RPI 51-100	RPI 101-150	RPI 150+				
4- 17	0- 0	0- 1	OVERALL	0- 3	0- 2	4- 11				
4- 3	0- 0	0- 0	HOME	0- 0	0- 0	4- 3				
0- 14	0- 0	0- 1	AWAY	0- 1	0- 2	0- 2				
0- 0	0- 0	0- 0	NEUTRAL	0- 0	0- 0	0- 0				
0- 7	0- 0	0- 1	NON-CONFERENCE	0- 3	0- 2	0- 1				
0- 0	0- 0	0- 0	HOME	0- 0	0- 0	0- 0				
0- 7	0- 0	0- 1	AWAY	0- 3	0- 2	0- 1				
0- 0	0- 0	0- 0	NEUTRAL	0- 0	0- 0	0- 0				
4- 10	0- 0	0- 0	CONFERENCE	0- 0	0- 0	4- 10				
4- 3	0- 0	0- 0	HOME	0- 0	0- 0	4- 3				
0- 7	0- 0	0- 0	AWAY	0- 0	0- 0	0- 7				
0- 0	0- 0	0- 0	NEUTRAL	0- 0	0- 0	0- 0				

RPI S	Opponent	Score	RPI S	Opponent	Score	RPI S	Opponent	Score	RPI S	Opponent	Score	Team's RPI: 342
33	A Missouri	34 85	70	A Nebraska	46 96	139	A UAB	32 82				
			97	A Iowa St.	41 70	140	A Texas Tech	40 84				
			98	A Toledo	47 74	162	A Ole Miss	45 80				
						166	A Southern U.	70 74				
						166	H Southern U.	61 78				
						183	H Grambling	83 68				
						245	A Texas Southern	30 57				
						281	A Alabama St.	63 72				
						281	H Alabama St.	53 68				
						282	A Prairie View	55 70				
						282	H Prairie View	66 70				
						299	H Jackson St.	71 66				
						310	A Alcorn	53 81				
						310	H Alcorn	71 69				
						347	A Alabama A&M	70 78				
						347	H Alabama A&M	69 60				
						348	A Mississippi Val.	60 62				
LAST 12 Division I GAMES:												
282	H	Prairie View	66	70	183	H	Grambling	83	68			
310	A	Alcorn	53	81	245	A	Texas Southern	30	57			
166	A	Southern U.	70	74	282	A	Prairie View	55	70			
281	H	Alabama St.	53	68	310	H	Alcorn	71	69			
347	H	Alabama A&M	69	60	166	H	Southern U.	61	78			
299	H	Jackson St.	71	66	281	A	Alabama St.	63	72			

Non-Div I Games: Talladega 73 83 Philander Smith 63 51 Tougaloo 65 51 Talladega 68 55  
Ark.-Pine Bluff

## Arkansas

Through Games Of Feb. 20, 2016

Average RPI Win:	164	WON-LOST	WINNING	LAST 10	STRENGTH OF	OPP. STRENGTH	TEAM	ADJ.	CONF.	ADJ CONF.
Average RPI Loss:	62	RECORD	PCT. RANK	GAMES	SCHEDULE	OF SCHEDULE	RPI	RPI	RPI	RPI
DIV. I ONLY	11- 15	222	5- 5	37	35	133	133	2	2	
DIV. I NON-CONF.	5- 8	209	0- 0	202	126	251	251	2	2	
TOTALS	RPI 1-25	RPI 26-50	W-L RECORDS	RPI 51-100	RPI 101-150	RPI 150+				
11- 15	2- 5	1- 4	OVERALL	1- 3	2- 1	5- 2				
10- 4	2- 1	1- 1	HOME	1- 1	1- 0	5- 1				
1- 8	0- 2	0- 3	AWAY	0- 2	1- 0	0- 1				
0- 3	0- 2	0- 0	NEUTRAL	0- 0	0- 1	0- 0				
5- 8	0- 2	0- 1	NON-CONFERENCE	0- 2	1- 1	4- 2				
5- 2	0- 0	0- 0	HOME	0- 1	1- 0	4- 1				
0- 3	0- 0	0- 1	AWAY	0- 1	0- 0	0- 1				
0- 3	0- 2	0- 0	NEUTRAL	0- 0	0- 1	0- 0				
6- 7	2- 3	1- 3	CONFERENCE	1- 1	1- 0	1- 0				
5- 2	2- 1	1- 1	HOME	1- 0	0- 0	1- 0				
1- 5	0- 2	0- 2	AWAY	0- 1	1- 0	0- 0				
0- 0	0- 0	0- 0	NEUTRAL	0- 0	0- 0	0- 0				

RPI 1-25				RPI 26-50				RPI 51-100				RPI 101+ Team's RPI: 133			
RPI	S	Opponent	Score	RPI	S	Opponent	Score	RPI	S	Opponent	Score	RPI	S	Opponent	Score
2	A	South Carolina	32 85	32	A	Mississippi St.	55 80	52	A	Auburn	60 71	128	N	La.-Lafayette	59 67
6	N	Texas	50 61	32	H	Mississippi St.	55 65	63	A	South Dakota St.	69 76	130	A	LSU	48 44
8	N	Oregon St.	47 63	33	A	Missouri	48 69	75	H	Vanderbilt	57 56	148	H	Oral Roberts	65 50
15	H	Texas A&M	67 61	33	H	Missouri	64 52	92	H	Missouri St.	54 69	155	H	Alabama	69 67
18	A	Tennessee	57 75	50	A	Rutgers	40 60					189	H	Tulsa	67 74
18	H	Tennessee	64 59									199	A	Butler	57 63
20	H	Florida	66 71									235	H	Sam Houston St.	67 47
												313	H	Southeastern La.	97 53
												332	H	New Orleans	73 41
												348	H	Mississippi Val.	86 46
LAST 12 Division I GAMES:															
155	H	Alabama	69 67	52	A	Auburn	60 71								
33	A	Missouri	48 69	130	A	LSU	48 44								
75	H	Vanderbilt	57 56	33	H	Missouri	64 52								
18	A	Tennessee	57 75	18	H	Tennessee	64 59								
32	H	Mississippi St.	55 65	32	A	Mississippi St.	55 80								
20	H	Florida	66 71	15	H	Texas A&M	67 61								

Non-Div I Games:

Arkansas

■ Loss, 
■ Non-Conf, S Site, 
■ Home 
■ Away 
N Neutral

Average RPI Win:	215	WON-LOST	WINNING	LAST 10	STRENGTH OF	OPP. STRENGTH	TEAM	ADJ.	CONF.	ADJ CONF.
Average RPI Loss:	48	RECORD	PCT. RANK	GAMES	SCHEDULE	OF SCHEDULE	RPI	RPI	RPI	RPI
DIV. I ONLY	22- 3	12	10- 0	166	207	44	44	16	16	
DIV. I NON-CONF.	6- 3	99	0- 0	96	197	51	51	14	14	
TOTALS	RPI 1-25	RPI 26-50	W-L RECORDS	RPI 51-100	RPI 101-150	RPI 150+				
22- 3	0- 1	0- 0	OVERALL	2- 2	3- 0	17- 0				
11- 0	0- 0	0- 0	HOME	0- 0	2- 0	9- 0				
11- 3	0- 1	0- 0	AWAY	2- 2	1- 0	8- 0				
0- 0	0- 0	0- 0	NEUTRAL	0- 0	0- 0	0- 0				
6- 3	0- 1	0- 0	NON-CONFERENCE	2- 2	0- 0	4- 0				
3- 0	0- 0	0- 0	HOME	0- 0	0- 0	3- 0				
3- 3	0- 1	0- 0	AWAY	2- 2	0- 0	1- 0				
0- 0	0- 0	0- 0	NEUTRAL	0- 0	0- 0	0- 0				
16- 0	0- 0	0- 0	CONFERENCE	0- 0	3- 0	13- 0				
8- 0	0- 0	0- 0	HOME	0- 0	2- 0	6- 0				
8- 0	0- 0	0- 0	AWAY	0- 0	1- 0	7- 0				
0- 0	0- 0	0- 0	NEUTRAL	0- 0	0- 0	0- 0				

RPI 1-25				RPI 26-50				Team's RPI: 44				RPI 51-100				RPI 101+			
RPI	S	Opponent	Score	RPI	S	Opponent	Score	RPI	S	Opponent	Score	RPI	S	Opponent	Score	RPI	S	Opponent	Score
20	A	Florida	72 76									53	A	Chattanooga	54 55	126	H	Little Rock	66 53
												62	A	FGCU	62 48	128	A	La.-Lafayette	74 62
												70	A	Nebraska	71 79	128	H	La.-Lafayette	83 56
												88	A	UT Martin	76 74	152	A	UT Arlington	78 71
																179	A	Troy	101 81
																179	H	Troy	94 80
																186	A	South Ala.	66 53
																186	H	South Ala.	58 51
																220	A	Texas St.	74 59
																268	H	Austin Peay	66 55
																269	A	Georgia St.	85 64
																269	H	Georgia St.	75 54
																272	H	Appalachian St.	83 60
																273	A	Tennessee Tech	77 55
																278	A	Ga. Southern	79 52
																278	H	Ga. Southern	77 54
																290	A	La.-Monroe	78 64
																290	H	La.-Monroe	66 43
																291	H	Wichita St.	67 40
																310	H	Alcorn	82 50
LAST 12 Division I GAMES:																			
269	A	Georgia St.	85 64	278	H	Ga. Southern	77 54												
278	A	Ga. Southern	79 52	269	H	Georgia St.	75 54												
290	A	La.-Monroe	78 64	220	A	Texas St.	74 59												
128	A	La.-Lafayette	74 62	152	A	UT Arlington	78 71												
179	H	Troy	94 80	126	H	Little Rock	66 53												
186	H	South Ala.	58 51	272	H	Appalachian St.	83 60												

Non-Div I Games:

Arkansas St.

■ Loss, 
 ■ Non-Conf, S Site, 
 ■ Home 
 ■ Away 
 N Neutral



Average RPI Win:	244	WON-LOST	WINNING	LAST 10	STRENGTH OF	OPP. STRENGTH	TEAM	ADJ.	CONF.	ADJ CONF.
Average RPI Loss:	70	RECORD	PCT. RANK	GAMES	SCHEDULE	OF SCHEDULE	RPI	RPI	RPI	RPI
DIV. I ONLY	22- 2	7	10- 0	289	258	66	66	26	26	
DIV. I NON-CONF.	8- 1	23	0- 0	282	220	79	79	28	28	
TOTALS	RPI 1-25	RPI 26-50	W-L RECORDS	RPI 51-100	RPI 101-150	RPI 150+				
22- 2	0- 0	1- 1	OVERALL	1- 1	1- 0	19- 0				
12- 0	0- 0	1- 0	HOME	1- 0	1- 0	9- 0				
9- 2	0- 0	0- 1	AWAY	0- 1	0- 0	9- 0				
1- 0	0- 0	0- 0	NEUTRAL	0- 0	0- 0	1- 0				
8- 1	0- 0	1- 1	NON-CONFERENCE	0- 0	1- 0	6- 0				
5- 0	0- 0	1- 0	HOME	0- 0	1- 0	3- 0				
3- 1	0- 0	0- 1	AWAY	0- 0	0- 0	3- 0				
0- 0	0- 0	0- 0	NEUTRAL	0- 0	0- 0	0- 0				
14- 1	0- 0	0- 0	CONFERENCE	1- 1	0- 0	13- 0				
7- 0	0- 0	0- 0	HOME	1- 0	0- 0	6- 0				
6- 1	0- 0	0- 0	AWAY	0- 1	0- 0	6- 0				
1- 0	0- 0	0- 0	NEUTRAL	0- 0	0- 0	1- 0				

RPI S	Opponent	Score	RPI S	Opponent	Score	RPI S	Opponent	Score	RPI S	Opponent	Score
47	A Duke	61 72	48	H Albany (NY)	65 62	93	A Bucknell	69 79	102	H Quinnipiac	67 57
						93	H Bucknell	68 63	160	A Yale	65 61
									216	H Lehigh	63 39
									230	A Navy	49 34
									230	N Navy	75 38
									239	A Holy Cross	80 49
									239	H Holy Cross	77 58
									251	A Loyola Maryland	52 44
									251	H Loyola Maryland	70 37
									264	H Pepperdine	63 53
									270	A American	52 42
									270	H American	87 51
									279	H Central Conn. St.	81 52
									286	H Rider	57 42
									303	A Colgate	78 55
									303	H Colgate	67 55
									325	A Lafayette	78 45
									325	H Lafayette	84 57
									333	A St. Francis Brooklyn	74 35
									343	A NJIT	71 35
LAST 12 Division I GAMES:											
230	A Navy	49 34	93	H Bucknell	68 63	230	N Navy	75 38			
239	A Holy Cross	80 49	239	H Holy Cross	77 58	270	A American	52 42			
270	H American	87 51	303	A Colgate	67 55	251	H Loyola Maryland	70 37			
303	A Colgate	78 55									
251	A Loyola Maryland	52 44									
325	H Lafayette	84 57									

Non-Div I Games: Emerson 86 47

Army West Point

Loss, Non-Conf, S Site, H Home A Away N Neutral

Average RPI Win: <b>168</b>	WON-LOST	WINNING	LAST 10	STRENGTH OF	OPP. STRENGTH	TEAM	ADJ.	CONF.	ADJ CONF.
Average RPI Loss: <b>41</b>	RECORD	PCT. RANK	GAMES	SCHEDULE	OF SCHEDULE	RPI	RPI	RPI	RPI
DIV. I ONLY	18- 8	74	7- 3	81	41	52	52	2	2
DIV. I NON-CONF.	10- 3	61	0- 0	259	133	107	107	2	2
TOTALS	RPI 1-25	RPI 26-50	W-L RECORDS	RPI 51-100	RPI 101-150	RPI 150+			
18- 8	2- 4	0- 1	OVERALL	2- 3	4- 0	10- 0			
9- 2	2- 1	0- 0	HOME	1- 1	2- 0	4- 0			
6- 6	0- 3	0- 1	AWAY	0- 2	1- 0	5- 0			
3- 0	0- 0	0- 0	NEUTRAL	1- 0	1- 0	1- 0			
10- 3	0- 0	0- 0	NON-CONFERENCE	1- 3	2- 0	7- 0			
4- 1	0- 0	0- 0	HOME	0- 1	1- 0	3- 0			
3- 2	0- 0	0- 0	AWAY	0- 2	0- 0	3- 0			
3- 0	0- 0	0- 0	NEUTRAL	1- 0	1- 0	1- 0			
8- 5	2- 4	0- 1	CONFERENCE	1- 0	2- 0	3- 0			
5- 1	2- 1	0- 0	HOME	1- 0	1- 0	1- 0			
3- 4	0- 3	0- 1	AWAY	0- 0	1- 0	2- 0			
0- 0	0- 0	0- 0	NEUTRAL	0- 0	0- 0	0- 0			

RPI S	Opponent	Score	RPI S	Opponent	Score	RPI S	Opponent	Score	RPI S	Opponent	Score
2	H South Carolina	58 <b>74</b>	32	A Mississippi St.	45 <b>60</b>	62	A FGCU	45 <b>52</b>	130	A LSU	63 53
14	A Kentucky	47 <b>54</b>				75	H Vanderbilt	53 45	133	H Arkansas	71 60
14	H Kentucky	66 61				78	N Minnesota	81 79	139	H UAB	85 71
18	A Tennessee	52 <b>79</b>				89	A Marquette	69 <b>70</b>	144	N Boise St.	55 53
20	H Florida	80 58				91	H Virginia	52 <b>69</b>	155	A Alabama	59 55
23	A Georgia	30 <b>63</b>							155	H Alabama	72 59
									161	H East Carolina	83 69
									162	A Ole Miss	65 60
									180	H George Mason	88 59
									263	N Coppin St.	69 54
									287	A Towson	74 52
									294	A Savannah St.	62 40
									313	A Southeastern La.	80 68
									318	H Winthrop	76 33
LAST 12 Division I GAMES:											
20	H Florida	80 58	133	H Arkansas	71 60						
162	A Ole Miss	65 60	2	H South Carolina	58 <b>74</b>						
155	A Alabama	59 55	14	A Kentucky	47 <b>54</b>						
75	H Vanderbilt	53 45	155	H Alabama	72 59						
130	A LSU	63 53	18	A Tennessee	52 <b>79</b>						
23	A Georgia	30 <b>63</b>	32	A Mississippi St.	45 <b>60</b>						

Non-Div I Games:

Auburn

  Loss, 
  Non-Conf, 
  S Site, 
H Home 
A Away 
N Neutral

Average RPI Win: <b>250</b>	WON-LOST	WINNING	LAST 10	STRENGTH OF	OPP. STRENGTH	TEAM	ADJ.	CONF.	ADJ CONF.
Average RPI Loss: <b>151</b>	RECORD	PCT. RANK	GAMES	SCHEDULE	OF SCHEDULE	RPI	RPI	RPI	RPI
DIV. I ONLY	7- 19	286	4- 6	154	213	268	268	24	24
DIV. I NON-CONF.	0- 11	338	0- 0	31	88	270	270	24	24
TOTALS	RPI 1-25	RPI 26-50	W-L RECORDS	RPI 51-100	RPI 101-150	RPI 150+			
7- 19	0- 0	0- 2	OVERALL	1- 7	0- 1	6- 9			
6- 3	0- 0	0- 0	HOME	1- 2	0- 0	5- 1			
1- 15	0- 0	0- 1	AWAY	0- 5	0- 1	1- 8			
0- 1	0- 0	0- 1	NEUTRAL	0- 0	0- 0	0- 0			
0- 11	0- 0	0- 2	NON-CONFERENCE	0- 5	0- 1	0- 3			
0- 2	0- 0	0- 0	HOME	0- 2	0- 0	0- 0			
0- 8	0- 0	0- 1	AWAY	0- 3	0- 1	0- 3			
0- 1	0- 0	0- 1	NEUTRAL	0- 0	0- 0	0- 0			
7- 8	0- 0	0- 0	CONFERENCE	1- 2	0- 0	6- 6			
6- 1	0- 0	0- 0	HOME	1- 0	0- 0	5- 1			
1- 7	0- 0	0- 0	AWAY	0- 2	0- 0	1- 5			
0- 0	0- 0	0- 0	NEUTRAL	0- 0	0- 0	0- 0			

RPI S	Opponent	Score	RPI S	Opponent	Score	RPI S	Opponent	Score	RPI S	Opponent	Score	Team's RPI: 268
43 N	Indiana	58 <b>90</b>	44 A	Arkansas St.	55 <b>66</b>	51 A	Western Ky.	69 <b>88</b>	104 A	Wright St.	56 <b>77</b>	
						73 A	Ball St.	44 <b>72</b>	156 A	ETSU	76 <b>80</b>	
						75 A	Vanderbilt	56 <b>73</b>	167 A	SIUE	75 <b>94</b>	
						76 H	Middle Tenn.	55 <b>86</b>	167 H	SIUE	61 <b>72</b>	
						84 H	California	58 <b>67</b>	185 H	Eastern Ky.	94 66	
						88 A	UT Martin	51 <b>75</b>	206 A	Southeast Mo. St.	69 <b>71</b>	
						88 H	UT Martin	80 70	261 A	Tennessee St.	58 <b>66</b>	
						99 A	Belmont	82 <b>88</b>	265 A	Miami (OH)	60 <b>75</b>	
									271 A	Murray St.	72 <b>75</b>	
									271 H	Murray St.	81 72	
									273 H	Tennessee Tech	91 75	
									288 H	Jacksonville St.	61 59	
									292 A	Kennesaw St.	65 <b>73</b>	
									304 A	Morehead St.	96 75	
									341 A	Eastern Ill.	56 <b>64</b>	
									341 H	Eastern Ill.	80 45	
LAST 12 Division I GAMES:												
271 H	Murray St.	81 72	206 A	Southeast Mo. St.	69 <b>71</b>							
167 A	SIUE	75 <b>94</b>	167 H	SIUE	61 <b>72</b>							
88 H	UT Martin	80 70	341 H	Eastern Ill.	80 45							
341 A	Eastern Ill.	56 <b>64</b>	304 A	Morehead St.	96 75							
271 A	Murray St.	72 <b>75</b>	99 A	Belmont	82 <b>88</b>							
88 A	UT Martin	51 <b>75</b>	261 A	Tennessee St.	58 <b>66</b>							

Non-Div I Games: Trevecca Nazarene 97 75 Christian Bros. 74 55

Austin Peay

■ Loss, 
 ■ Non-Conf, 
 ■ S Site, 
 ■ Home 
 ■ A Away 
 N Neutral

BYU				STRENGTH OF SCHEDULE	OPP. STRENGTH OF SCHEDULE	TEAM RPI	ADJ. RPI	CONF. RPI	ADJ CONF. RPI
Average RPI Win:	144	WON-LOST RECORD	WINNING PCT. RANK						
Average RPI Loss:	45		LAST 10 GAMES						
DIV. I ONLY	22- 4	20	10- 0	31	96	12	12	8	8
DIV. I NON-CONF.	7- 3	91	0- 0	14	55	13	13	9	9
-----									
TOTALS	RPI 1-25		RPI 26-50	W-L RECORDS	RPI 51-100	RPI 101-150		RPI 150+	
22- 4	1- 1		0- 2	OVERALL	6- 1	5- 0		10- 0	
12- 0	0- 0		0- 0	HOME	4- 0	2- 0		6- 0	
7- 3	0- 0		0- 2	AWAY	2- 1	1- 0		4- 0	
3- 1	1- 1		0- 0	NEUTRAL	0- 0	2- 0		0- 0	
7- 3	1- 1		0- 2	NON-CONFERENCE	1- 0	2- 0		3- 0	
3- 0	0- 0		0- 0	HOME	1- 0	0- 0		2- 0	
1- 2	0- 0		0- 2	AWAY	0- 0	0- 0		1- 0	
3- 1	1- 1		0- 0	NEUTRAL	0- 0	2- 0		0- 0	
15- 1	0- 0		0- 0	CONFERENCE	5- 1	3- 0		7- 0	
9- 0	0- 0		0- 0	HOME	3- 0	2- 0		4- 0	
6- 1	0- 0		0- 0	AWAY	2- 1	1- 0		3- 0	
0- 0	0- 0		0- 0	NEUTRAL	0- 0	0- 0		0- 0	

RPI 1-25				Team's RPI: 12		RPI 26-50				RPI 51-100				RPI 101+					
RPI	S	Opponent	Score		RPI	S	Opponent	Score		RPI	S	Opponent	Score		RPI	S	Opponent	Score	
15	N	Texas A&M	72	64	30	A	Oklahoma	47	73	58	A	St. Mary's (CA)	65	44	101	A	San Francisco	66	57
23	N	Georgia	58	66	45	A	Colorado St.	55	61	58	H	St. Mary's (CA)	65	59	101	H	San Francisco	65	62
										61	A	Santa Clara	68	63	107	H	Gonzaga	58	54
										61	H	Santa Clara	70	63	123	N	Hawaii	67	56
										74	H	Utah	73	59	127	N	Penn St.	63	51
										80	A	San Diego	65	78	153	A	Pacific	67	57
										80	H	San Diego	68	60	153	H	Pacific	79	62
															197	A	Weber St.	68	51
															202	H	Utah St.	81	69
															207	H	Utah Valley	78	62
															242	A	Loyola Marymount	82	75
															242	H	Loyola Marymount	75	61
															264	A	Pepperdine	77	66
															264	H	Pepperdine	69	64
															285	H	Portland	78	66
LAST 12 Division I GAMES:																			
					80	H	San Diego	68	60			242	A	Loyola Marymount	82	75			
					61	H	Santa Clara	70	63			264	H	Pepperdine	69	64			
					101	H	San Francisco	65	62			242	H	Loyola Marymount	75	61			
					58	A	St. Mary's (CA)	65	44			285	H	Portland	78	66			
					153	A	Pacific	67	57			107	H	Gonzaga	58	54			
					264	A	Pepperdine	77	66			101	A	San Francisco	66	57			

Non-Div I Games:      BYU-Hawaii      85    40

BYU

Loss, Non-Conf, S Site, H Home A Away N Neutral

Average RPI Win:	<b>182</b>	WON-LOST	WINNING	LAST 10	STRENGTH OF	OPP. STRENGTH	TEAM	ADJ.	CONF.	ADJ CONF.
Average RPI Loss:	<b>89</b>	RECORD	PCT. RANK	GAMES	SCHEDULE	OF SCHEDULE	RPI	RPI	RPI	RPI
DIV. I ONLY	<b>17- 7</b>	<b>67</b>	<b>7- 3</b>	<b>112</b>	<b>117</b>	<b>73</b>	<b>73</b>	<b>12</b>	<b>12</b>	
DIV. I NON-CONF.	<b>7- 3</b>	<b>91</b>	<b>0- 0</b>	<b>225</b>	<b>82</b>	<b>103</b>	<b>103</b>	<b>13</b>	<b>13</b>	
TOTALS	RPI 1-25	RPI 26-50	W-L RECORDS	RPI 51-100	RPI 101-150	RPI 150+				
17- 7	0- 1	0- 2	OVERALL	4- 3	5- 0	8- 1				
10- 2	0- 0	0- 1	HOME	4- 1	3- 0	3- 0				
6- 4	0- 0	0- 1	AWAY	0- 0	2- 0	4- 0				
1- 1	0- 1	0- 0	NEUTRAL	0- 0	0- 0	1- 0				
7- 3	0- 1	0- 0	NON-CONFERENCE	2- 2	0- 0	5- 0				
4- 0	0- 0	0- 0	HOME	2- 0	0- 0	2- 0				
2- 2	0- 0	0- 0	AWAY	0- 2	0- 0	2- 0				
1- 1	0- 1	0- 0	NEUTRAL	0- 0	0- 0	1- 0				
10- 4	0- 0	0- 2	CONFERENCE	2- 1	5- 0	3- 1				
6- 2	0- 0	0- 1	HOME	2- 1	3- 0	1- 0				
4- 2	0- 0	0- 1	AWAY	0- 0	2- 0	2- 1				
0- 0	0- 0	0- 0	NEUTRAL	0- 0	0- 0	0- 0				

RPI 1-25				RPI 26-50				RPI 51-100				Team's RPI: 73	RPI 101+			
RPI	S	Opponent	Score	RPI	S	Opponent	Score	RPI	S	Opponent	Score		RPI	S	Opponent	Score
20	N	Florida	79 85	27	A	Ohio	48 73	51	H	Western Ky.	74 60		118	A	Western Mich.	77 53
				27	H	Ohio	67 68	57	H	Saint Louis	79 70		118	H	Western Mich.	60 54
								64	A	Purdue	63 73		131	H	Akron	78 71
								79	A	Charlotte	66 72		141	A	Buffalo	59 57
								82	H	Central Mich.	65 74		141	H	Buffalo	68 63
								96	H	Eastern Mich.	76 54		199	H	Butler	58 50
								98	H	Toledo	75 69		232	N	Massachusetts	81 54
													254	A	Bowling Green	67 56
													258	A	Northern Ill.	73 57
													265	H	Miami (OH)	66 41
													268	H	Austin Peay	72 44
													324	A	Kent St.	50 59
													329	A	Evansville	73 53
													334	A	Lipscomb	72 60
LAST 12 Division I GAMES:																
				118	H	Western Mich.	60 54	27	H	Ohio	67 68					
				258	A	Northern Ill.	73 57	118	A	Western Mich.	77 53					
				324	A	Kent St.	50 59	96	H	Eastern Mich.	76 54					
				82	H	Central Mich.	65 74	254	A	Bowling Green	67 56					
				141	A	Buffalo	59 57	141	H	Buffalo	68 63					
				131	H	Akron	78 71	265	H	Miami (OH)	66 41					

Non-Div I Games: Ohio Valley 94 45

Ball St.

■ Loss, 
 ■ Non-Conf, S Site, 
 ■ Home 
 ■ Away 
 N Neutral

BB

Non-Div I Games:

Average RPI Win:	261	WON-LOST	WINNING	LAST 10	STRENGTH OF	OPP. STRENGTH	TEAM	ADJ.	CONF.	ADJ CONF.
Average RPI Loss:	90	RECORD	PCT. RANK	GAMES	SCHEDULE	OF SCHEDULE	RPI	RPI	RPI	RPI
DIV. I ONLY	17- 8	78	9- 1	227	240	99	99	24	24	
DIV. I NON-CONF.	6- 5	146	0- 0	92	149	85	85	24	24	
TOTALS	RPI 1-25	RPI 26-50	W-L RECORDS	RPI 51-100	RPI 101-150	RPI 150+				
17- 8	0- 1	0- 1	OVERALL	0- 3	2- 1	15- 2				
11- 0	0- 0	0- 0	HOME	0- 0	1- 0	10- 0				
6- 8	0- 1	0- 1	AWAY	0- 3	1- 1	5- 2				
0- 0	0- 0	0- 0	NEUTRAL	0- 0	0- 0	0- 0				
6- 5	0- 1	0- 1	NON-CONFERENCE	0- 2	2- 1	4- 0				
3- 0	0- 0	0- 0	HOME	0- 0	1- 0	2- 0				
3- 5	0- 1	0- 1	AWAY	0- 2	1- 1	2- 0				
0- 0	0- 0	0- 0	NEUTRAL	0- 0	0- 0	0- 0				
11- 3	0- 0	0- 0	CONFERENCE	0- 1	0- 0	11- 2				
8- 0	0- 0	0- 0	HOME	0- 0	0- 0	8- 0				
3- 3	0- 0	0- 0	AWAY	0- 1	0- 0	3- 2				
0- 0	0- 0	0- 0	NEUTRAL	0- 0	0- 0	0- 0				

RPI 1-25				RPI 26-50				RPI 51-100 Team's RPI: 99				RPI 101+			
RPI	S	Opponent	Score	RPI	S	Opponent	Score	RPI	S	Opponent	Score	RPI	S	Opponent	Score
5	A	Ohio St.	56 84	26	A	Green Bay	62 66	51	A	Western Ky.	65 80	113	A	Wake Forest	78 64
								53	A	Chattanooga	53 62	125	A	IUPUI	59 62
								88	A	UT Martin	79 81	139	H	UAB	63 62
												167	A	SIUE	60 73
												179	H	Troy	102 93
												185	H	Eastern Ky.	72 61
												206	A	Southeast Mo. St.	74 81
												261	H	Tennessee St.	80 65
												268	H	Austin Peay	88 82
												271	H	Murray St.	87 61
												273	A	Tennessee Tech	80 79
												273	H	Tennessee Tech	70 49
												277	H	Cleveland St.	76 58
												288	A	Jacksonville St.	44 32
												288	H	Jacksonville St.	56 42
												304	A	Morehead St.	89 74
												304	H	Morehead St.	99 71
												334	A	Lipscomb	90 68
												341	H	Eastern Ill.	89 61
												347	A	Alabama A&M	78 28
LAST 12 Division I GAMES:															
273	H	Tennessee Tech	70 49	273	A	Tennessee Tech	80 79								
88	A	UT Martin	79 81	261	H	Tennessee St.	80 65								
304	A	Morehead St.	89 74	288	A	Jacksonville St.	44 32								
288	H	Jacksonville St.	56 42	268	H	Austin Peay	88 82								
185	H	Eastern Ky.	72 61	271	H	Murray St.	87 61								
304	H	Morehead St.	99 71	341	H	Eastern Ill.	89 61								

Non-Div I Games: Young Harris 80 31 Trevecca Nazarene 86 59

Belmont

Loss, Non-Conf, S Site, H Home A Away N Neutral

## Bethune-Cookman

Through Games Of Feb. 20, 2016

Average RPI Win:	306	WON-LOST	WINNING	LAST 10	STRENGTH OF	OPP. STRENGTH	TEAM	ADJ.	CONF.	ADJ CONF.
Average RPI Loss:	205	RECORD	PCT. RANK	GAMES	SCHEDULE	OF SCHEDULE	RPI	RPI	RPI	RPI
DIV. I ONLY	13- 11	147	7- 3	341	343	259	259	31	31	
DIV. I NON-CONF.	4- 7	222	0- 0	297	314	276	276	30	30	
TOTALS	RPI 1-25	RPI 26-50	W-L RECORDS	RPI 51-100	RPI 101-150	RPI 150+				
13- 11	0- 0	0- 1	OVERALL	0- 0	0- 0	13- 10				
6- 3	0- 0	0- 0	HOME	0- 0	0- 0	6- 3				
5- 6	0- 0	0- 0	AWAY	0- 0	0- 0	5- 0				
2- 2	0- 0	0- 0	NEUTRAL	0- 0	0- 0	2- 2				
4- 7	0- 0	0- 1	NON-CONFERENCE	0- 0	0- 0	4- 6				
0- 3	0- 0	0- 0	HOME	0- 0	0- 0	0- 3				
2- 2	0- 0	0- 1	AWAY	0- 0	0- 0	2- 1				
2- 2	0- 0	0- 0	NEUTRAL	0- 0	0- 0	2- 2				
9- 4	0- 0	0- 0	CONFERENCE	0- 0	0- 0	9- 4				
6- 0	0- 0	0- 0	HOME	0- 0	0- 0	6- 0				
3- 4	0- 0	0- 0	AWAY	0- 0	0- 0	3- 4				
0- 0	0- 0	0- 0	NEUTRAL	0- 0	0- 0	0- 0				

RPI 1-25				RPI 26-50				RPI 51-100				RPI 101+ Team's RPI: 259			
RPI	S	Opponent	Score	RPI	S	Opponent	Score	RPI	S	Opponent	Score	RPI	S	Opponent	Score
				28	A	Miami (FL)	47 55					151	H	Jacksonville	53 63
												165	A	Hampton	45 60
												188	A	Fla. Atlantic	60 82
												193	H	Stetson	38 62
												201	H	Brown	61 68
												227	N	Western Ill.	59 75
												233	H	Morgan St.	63 48
												249	A	N.C. A&T	55 68
												263	H	Coppin St.	69 56
												269	N	Georgia St.	61 68
												278	N	Ga. Southern	65 49
												289	A	Florida A&M	48 53
												289	H	Florida A&M	67 60
												293	A	UMES	71 76
												294	H	Savannah St.	50 44
												308	H	South Carolina St.	65 50
												309	A	Western Caro.	66 59
												321	A	North Florida	53 49
												326	H	Delaware St.	66 35
												327	N	LIU Brooklyn	68 55
												331	A	Howard	81 77
												346	A	Norfolk St.	53 45
												349	A	N.C. Central	63 46
LAST 12 Division I GAMES:															
				289	A	Florida A&M	48 53					331	A	Howard	81 77
				249	A	N.C. A&T	55 68					293	A	UMES	71 76
				349	A	N.C. Central	63 46					233	H	Morgan St.	63 48
				326	H	Delaware St.	66 35					263	H	Coppin St.	69 56
				294	H	Savannah St.	50 44					346	A	Norfolk St.	53 45
				289	H	Florida A&M	67 60					165	A	Hampton	45 60

Non-Div I Games: Warner 100 28 Edward Waters 67 48

Bethune-Cookman

■ Loss, 
 ■ Non-Conf, 
 ■ S Site, 
 ■ Home 
 ■ A Away 
 N Neutral



Binghamton

Through Games Of Feb. 20, 2016

Average RPI Win:	275	WON-LOST	WINNING	LAST 10	STRENGTH OF	OPP. STRENGTH	TEAM	ADJ.	CONF.	ADJ CONF.
Average RPI Loss:	150	RECORD	PCT. RANK	GAMES	SCHEDULE	OF SCHEDULE	RPI	RPI	RPI	RPI
DIV. I ONLY	9- 15	244	5- 5	219	239	244	244	15	15	
DIV. I NON-CONF.	2- 8	290	0- 0	241	296	306	306	18	18	
TOTALS	RPI 1-25	RPI 26-50	W-L RECORDS	RPI 51-100	RPI 101-150	RPI 150+				
9- 15	0- 0	0- 2	OVERALL	0- 3	1- 2	8- 8				
6- 3	0- 0	0- 1	HOME	0- 1	1- 0	5- 1				
3- 12	0- 0	0- 1	AWAY	0- 2	0- 2	3- 7				
0- 0	0- 0	0- 0	NEUTRAL	0- 0	0- 0	0- 0				
2- 8	0- 0	0- 0	NON-CONFERENCE	0- 2	0- 1	2- 5				
2- 0	0- 0	0- 0	HOME	0- 0	0- 0	2- 0				
0- 8	0- 0	0- 0	AWAY	0- 2	0- 1	0- 5				
0- 0	0- 0	0- 0	NEUTRAL	0- 0	0- 0	0- 0				
7- 7	0- 0	0- 2	CONFERENCE	0- 1	1- 1	6- 3				
4- 3	0- 0	0- 1	HOME	0- 1	1- 0	3- 1				
3- 4	0- 0	0- 1	AWAY	0- 0	0- 1	3- 2				
0- 0	0- 0	0- 0	NEUTRAL	0- 0	0- 0	0- 0				

RPI S	Opponent	Score	RPI S	Opponent	Score	RPI S	Opponent	Score	RPI S	Opponent	Score	Team's RPI: 244
48	A Albany (NY)	58 64	48	H Albany (NY)	47 59	67	A Michigan	62 90	142	A Xavier	55 64	
						72	H Maine	38 52	143	A Stony Brook	58 64	
						93	A Bucknell	46 76	143	H Stony Brook	54 47	
									158	A UMBC	51 62	
									173	A Cornell	57 64	
									194	A Canisius	50 80	
									201	A Brown	65 67	
									215	A Hartford	53 47	
									215	H Hartford	39 41	
									228	A Sacred Heart	60 69	
									236	A New Hampshire	49 64	
									236	H New Hampshire	51 50	
									237	A Columbia	64 71	
									295	A Vermont	57 53	
									295	H Vermont	66 52	
									303	H Colgate	63 56	
									322	A UMass Lowell	75 70	
									322	H UMass Lowell	55 52	
									343	H NJIT	54 50	
LAST 12 Division I GAMES:												
322	H UMass Lowell	55 52	72	H Maine	38 52							
295	H Vermont	66 52	158	A UMBC	51 62							
215	H Hartford	39 41	322	A UMass Lowell	75 70							
48	A Albany (NY)	58 64	295	A Vermont	57 53							
236	A New Hampshire	49 64	48	H Albany (NY)	47 59							
143	H Stony Brook	54 47	215	A Hartford	53 47							

Non-Div I Games: Cedar Crest 74 18 Misericordia 73 44 Nyack 65 33

Binghamton

Loss, Non-Conf, S Site, H Home A Away N Neutral

Average RPI Win:	235	WON-LOST	WINNING	LAST 10	STRENGTH OF	OPP. STRENGTH	TEAM	ADJ.	CONF.	ADJ CONF.
Average RPI Loss:	134	RECORD	PCT. RANK	GAMES	SCHEDULE	OF SCHEDULE	RPI	RPI	RPI	RPI
DIV. I ONLY	14- 9	108	7- 3	189	226	144	144	19	19	
DIV. I NON-CONF.	5- 4	138	0- 0	246	238	200	200	20	20	
TOTALS	RPI 1-25	RPI 26-50	W-L RECORDS	RPI 51-100	RPI 101-150	RPI 150+				
14- 9	0- 0	0- 2	OVERALL	0- 2	0- 1	14- 4				
6- 5	0- 0	0- 1	HOME	0- 1	0- 0	6- 3				
7- 3	0- 0	0- 1	AWAY	0- 0	0- 1	7- 1				
1- 1	0- 0	0- 0	NEUTRAL	0- 1	0- 0	1- 0				
5- 4	0- 0	0- 0	NON-CONFERENCE	0- 2	0- 0	5- 2				
1- 3	0- 0	0- 0	HOME	0- 1	0- 0	1- 2				
3- 0	0- 0	0- 0	AWAY	0- 0	0- 0	3- 0				
1- 1	0- 0	0- 0	NEUTRAL	0- 1	0- 0	1- 0				
9- 5	0- 0	0- 2	CONFERENCE	0- 0	0- 1	9- 2				
5- 2	0- 0	0- 1	HOME	0- 0	0- 0	5- 1				
4- 3	0- 0	0- 1	AWAY	0- 0	0- 1	4- 1				
0- 0	0- 0	0- 0	NEUTRAL	0- 0	0- 0	0- 0				

RPI 1-25				RPI 26-50				RPI 51-100				RPI 101+				Team's RPI: 144	
RPI	S	Opponent	Score	RPI	S	Opponent	Score	RPI	S	Opponent	Score	RPI	S	Opponent	Score		
				45	A	Colorado St.	64 68	52	N	Auburn	53 55	134	A	Fresno St.	57 62		
				45	H	Colorado St.	51 83	77	H	Washington St.	52 57	181	A	New Mexico	81 60		
												181	H	New Mexico	60 70		
												193	N	Stetson	71 65		
												196	A	San Jose St.	78 75		
												198	A	Eastern Wash.	84 79		
												202	A	Utah St.	63 58		
												202	H	Utah St.	84 78		
												207	H	Utah Valley	70 72		
												211	H	UNLV	75 56		
												217	H	Col. of Charleston	61 38		
												229	H	Idaho St.	77 80		
												238	A	Wyoming	58 82		
												238	H	Wyoming	58 49		
												250	A	San Diego St.	75 45		
												255	A	Seattle	84 66		
												285	A	Portland	89 49		
												323	H	Nevada	66 58		
												344	H	Air Force	61 48		
LAST 12 Division I GAMES:																	
				181	H	New Mexico	60 70	211	H	UNLV	75 56						
				238	A	Wyoming	58 82	238	H	Wyoming	58 49						
				45	H	Colorado St.	51 83	196	A	San Jose St.	78 75						
				344	H	Air Force	61 48	250	A	San Diego St.	75 45						
				202	A	Utah St.	63 58	323	H	Nevada	66 58						
				181	A	New Mexico	81 60	134	A	Fresno St.	57 62						

Non-Div I Games: Concordia Portland 84 77 Cal St. L.A. 58 44

Boise St.

■ Loss, 
 ■ Non-Conf, S Site, 
 ■ Home 
 ■ Away 
 N Neutral

Average RPI Win:	<b>196</b>	WON-LOST	WINNING	LAST 10	STRENGTH OF	OPP. STRENGTH	TEAM	ADJ.	CONF.	ADJ CONF.
Average RPI Loss:	<b>59</b>	RECORD	PCT. RANK	GAMES	SCHEDULE	OF SCHEDULE	RPI	RPI	RPI	RPI
DIV. I ONLY	<b>14- 12</b>	<b>152</b>	<b>2- 8</b>	<b>102</b>	<b>52</b>	<b>114</b>	<b>114</b>	<b>4</b>	<b>4</b>	
DIV. I NON-CONF.	<b>12- 1</b>	<b>9</b>	<b>1- 0</b>	<b>251</b>	<b>138</b>	<b>60</b>	<b>60</b>	<b>5</b>	<b>5</b>	
TOTALS	RPI 1-25	RPI 26-50	W-L RECORDS	RPI 51-100	RPI 101-150	RPI 150+				
14- 12	0- 3	0- 4	OVERALL	3- 2	1- 3	10- 0				
8- 5	0- 1	0- 1	HOME	1- 1	1- 2	6- 0				
5- 6	0- 2	0- 2	AWAY	1- 1	0- 1	4- 0				
1- 1	0- 0	0- 1	NEUTRAL	1- 0	0- 0	0- 0				
12- 1	0- 0	0- 1	NON-CONFERENCE	3- 0	0- 0	9- 0				
7- 0	0- 0	0- 0	HOME	1- 0	0- 0	6- 0				
4- 0	0- 0	0- 0	AWAY	1- 0	0- 0	3- 0				
1- 1	0- 0	0- 1	NEUTRAL	1- 0	0- 0	0- 0				
2- 11	0- 3	0- 3	CONFERENCE	0- 2	1- 3	1- 0				
1- 5	0- 1	0- 1	HOME	0- 1	1- 2	0- 0				
1- 6	0- 2	0- 2	AWAY	0- 1	0- 1	1- 0				
0- 0	0- 0	0- 0	NEUTRAL	0- 0	0- 0	0- 0				

RPI 1-25				RPI 26-50				RPI 51-100				RPI 101+ Team's RPI: 114			
RPI	S	Opponent	Score	RPI	S	Opponent	Score	RPI	S	Opponent	Score	RPI	S	Opponent	Score
1	H	Notre Dame	50 <b>63</b>	28	H	Miami (FL)	62 <b>67</b>	64	A	Purdue	58 56	113	H	Wake Forest	59 <b>65</b>
13	A	Florida St.	42 <b>75</b>	30	N	Oklahoma	61 <b>76</b>	72	H	Maine	55 48	117	H	North Carolina	78 <b>86</b>
16	A	Syracuse	61 <b>62</b>	46	A	North Carolina St.	63 <b>74</b>	74	N	Utah	76 51	120	H	Pittsburgh	54 43
				47	A	Duke	51 <b>71</b>	86	A	Georgia Tech	56 <b>62</b>	121	A	Virginia Tech	33 <b>58</b>
								91	H	Virginia	50 <b>61</b>	159	A	Northeastern	71 45
												160	H	Yale	73 60
												215	H	Hartford	62 28
												236	H	New Hampshire	71 51
												239	H	Holy Cross	60 51
												241	H	Bryant	74 59
												248	A	Clemson	67 64
												253	A	Providence	67 41
												322	H	UMass Lowell	66 55
												345	A	Boston U.	58 37
LAST 12 Division I GAMES:															
248	A	Clemson	67 64	16	A	Syracuse	61 <b>62</b>								
91	H	Virginia	50 <b>61</b>	113	H	Wake Forest	59 <b>65</b>								
46	A	North Carolina St.	63 <b>74</b>	120	H	Pittsburgh	54 43								
117	H	North Carolina	78 <b>86</b>	47	A	Duke	51 <b>71</b>								
28	H	Miami (FL)	62 <b>67</b>	1	H	Notre Dame	50 <b>63</b>								
86	A	Georgia Tech	56 <b>62</b>	160	H	Yale	73 60								

Non-Div I Games:

Boston College

■ Loss, 
 ■ Non-Conf, 
 ■ S Site, 
 ■ H Home 
 ■ A Away 
 N Neutral

Average RPI Win:	268	WON-LOST	WINNING	LAST 10	STRENGTH OF	OPP. STRENGTH	TEAM	ADJ.	CONF.	ADJ CONF.
Average RPI Loss:	214	RECORD	PCT. RANK	GAMES	SCHEDULE	OF SCHEDULE	RPI	RPI	RPI	RPI
DIV. I ONLY	3- 23	339	2- 8	329	243	345	345	26	26	
DIV. I NON-CONF.	0- 11	338	0- 0	305	174	349	349	28	28	
TOTALS	RPI 1-25	RPI 26-50	W-L RECORDS	RPI 51-100	RPI 101-150	RPI 150+				
3- 23	0- 0	0- 1	OVERALL	0- 2	0- 2	3- 18				
2- 12	0- 0	0- 1	HOME	0- 1	0- 1	2- 9				
1- 11	0- 0	0- 0	AWAY	0- 0	0- 0	1- 4				
0- 0	0- 0	0- 0	NEUTRAL	0- 0	0- 0	0- 0				
0- 11	0- 0	0- 1	NON-CONFERENCE	0- 0	0- 2	0- 8				
0- 6	0- 0	0- 1	HOME	0- 0	0- 1	0- 4				
0- 5	0- 0	0- 0	AWAY	0- 0	0- 1	0- 4				
0- 0	0- 0	0- 0	NEUTRAL	0- 0	0- 0	0- 0				
3- 12	0- 0	0- 0	CONFERENCE	0- 2	0- 0	3- 10				
2- 6	0- 0	0- 0	HOME	0- 1	0- 0	2- 5				
1- 6	0- 0	0- 0	AWAY	0- 1	0- 0	1- 5				
0- 0	0- 0	0- 0	NEUTRAL	0- 0	0- 0	0- 0				

RPI S	Opponent	Score	RPI S	Opponent	Score	RPI S	Opponent	Score	RPI S	Opponent	Score	Team's RPI: 345
48	H Albany (NY)	43 83	93	A Bucknell	56 74	103	A Harvard	55 73				
			93	H Bucknell	59 72	114	H Boston College	37 58				
						159	H Northeastern	44 77				
						178	H Marist	54 73				
						209	H Rhode Island	41 57				
						216	A Lehigh	48 72				
						216	H Lehigh	66 73				
						225	A Dartmouth	52 72				
						230	A Navy	56 67				
						230	H Navy	51 49				
						232	A Massachusetts	56 73				
						236	A New Hampshire	52 69				
						239	H Holy Cross	41 60				
						251	A Loyola Maryland	54 63				
						251	H Loyola Maryland	46 67				
						270	A American	33 79				
						270	H American	63 59				
						295	H Vermont	45 60				
						303	A Colgate	71 58				
						303	H Colgate	63 72				
						322	A UMass Lowell	57 70				
						325	A Lafayette	56 71				
						325	H Lafayette	64 71				
LAST 12 Division I GAMES:												
93	H Bucknell	59 72	216	A Lehigh	48 72							
303	A Colgate	71 58	93	A Bucknell	56 74							
251	H Loyola Maryland	46 67	303	H Colgate	63 72							
270	A American	33 79	251	A Loyola Maryland	54 63							
325	H Lafayette	64 71	270	H American	63 59							
230	H Navy	51 49	325	A Lafayette	56 71							

Non-Div I Games:

Boston U.

## Bowling Green

Through Games Of Feb. 20, 2016

Average RPI Win:	263	WON-LOST	WINNING	LAST 10	STRENGTH OF	OPP. STRENGTH	TEAM	ADJ.	CONF.	ADJ CONF.
Average RPI Loss:	119	RECORD	PCT. RANK	GAMES	SCHEDULE	OF SCHEDULE	RPI	RPI	RPI	RPI
DIV. I ONLY	9- 14	235	4- 6	246	144	254	254	12	12	
DIV. I NON-CONF.	4- 5	193	0- 0	328	176	285	285	13	13	
TOTALS	RPI 1-25	RPI 26-50	W-L RECORDS	RPI 51-100	RPI 101-150	RPI 150+				
9- 14	0- 0	0- 1	OVERALL	1- 6	0- 5	8- 2				
5- 7	0- 0	0- 1	HOME	1- 3	0- 3	4- 0				
3- 6	0- 0	0- 0	AWAY	0- 3	0- 1	3- 2				
1- 1	0- 0	0- 0	NEUTRAL	0- 0	0- 1	1- 0				
4- 5	0- 0	0- 0	NON-CONFERENCE	0- 2	0- 1	4- 2				
3- 1	0- 0	0- 0	HOME	0- 1	0- 0	3- 0				
0- 3	0- 0	0- 0	AWAY	0- 1	0- 0	0- 2				
1- 1	0- 0	0- 0	NEUTRAL	0- 0	0- 1	1- 0				
5- 9	0- 0	0- 1	CONFERENCE	1- 4	0- 4	4- 0				
2- 6	0- 0	0- 1	HOME	1- 2	0- 3	1- 0				
3- 3	0- 0	0- 0	AWAY	0- 2	0- 1	3- 0				
0- 0	0- 0	0- 0	NEUTRAL	0- 0	0- 0	0- 0				

RPI S	Opponent	Score	RPI S	Opponent	Score	RPI S	Opponent	Score	RPI S	Opponent	Score	Team's RPI: 254
27	H Ohio	57 72	63	H South Dakota St.	45 58	118	A Western Mich.	45 74				
			73	H Ball St.	56 67	118	H Western Mich.	49 65				
			82	A Central Mich.	75 76	131	H Akron	55 71				
			91	A Virginia	39 68	141	H Buffalo	50 63				
			96	H Eastern Mich.	67 63	147	N Davidson	56 60				
			98	A Toledo	61 75	151	N Jacksonville	72 69				
			98	H Toledo	60 68	195	A Cincinnati	51 54				
						258	A Northern Ill.	58 43				
						265	A Miami (OH)	64 58				
						277	A Cleveland St.	48 69				
						307	H Bradley	66 53				
						316	H Illinois St.	70 52				
						324	A Kent St.	65 55				
						324	H Kent St.	71 49				
						329	H Evansville	74 56				
LAST 12 Division I GAMES:												
324	A Kent St.	65 55	96	H Eastern Mich.	67 63							
98	H Toledo	60 68	324	H Kent St.	71 49							
141	H Buffalo	50 63	258	A Northern Ill.	58 43							
118	H Western Mich.	49 65	73	H Ball St.	56 67							
82	A Central Mich.	75 76	131	H Akron	55 71							
98	A Toledo	61 75	27	H Ohio	57 72							

Non-Div I Games:

Bowling Green

■ Loss, 
 ■ Non-Conf, 
 ■ S Site, 
 ■ H Home 
 ■ A Away 
 N Neutral

Average RPI Win:	289	WON-LOST	WINNING	LAST 10	STRENGTH OF	OPP. STRENGTH	TEAM	ADJ.	CONF.	ADJ CONF.
Average RPI Loss:	163	RECORD	PCT. RANK	GAMES	SCHEDULE	OF SCHEDULE	RPI	RPI	RPI	RPI
DIV. I ONLY	6- 18	294	3- 7	293	191	307	307	21	21	
DIV. I NON-CONF.	3- 7	248	0- 0	258	175	264	264	17	17	
TOTALS	RPI 1-25	RPI 26-50	W-L RECORDS	RPI 51-100	RPI 101-150	RPI 150+				
6- 18	0- 0	0- 1	OVERALL	0- 4	0- 5	6- 8				
3- 9	0- 0	0- 1	HOME	0- 1	0- 4	3- 3				
3- 9	0- 0	0- 0	AWAY	0- 3	0- 1	3- 5				
0- 0	0- 0	0- 0	NEUTRAL	0- 0	0- 0	0- 0				
3- 7	0- 0	0- 1	NON-CONFERENCE	0- 2	0- 1	3- 3				
1- 3	0- 0	0- 1	HOME	0- 0	0- 1	1- 1				
2- 4	0- 0	0- 0	AWAY	0- 2	0- 0	2- 2				
0- 0	0- 0	0- 0	NEUTRAL	0- 0	0- 0	0- 0				
3- 11	0- 0	0- 0	CONFERENCE	0- 2	0- 4	3- 5				
2- 6	0- 0	0- 0	HOME	0- 1	0- 3	2- 2				
1- 5	0- 0	0- 0	AWAY	0- 1	0- 1	1- 3				
0- 0	0- 0	0- 0	NEUTRAL	0- 0	0- 0	0- 0				

RPI S	Opponent	Score	RPI S	Opponent	Score	RPI S	Opponent	Score	RPI S	Opponent	Score	Team's RPI: 307
30	H Oklahoma	46 79	56	A Iowa	53 60	109	H UNI	47 55				
			57	A Saint Louis	58 75	110	H Drake	64 76				
			92	A Missouri St.	56 59	118	H Western Mich.	59 72				
			92	H Missouri St.	44 55	135	A Southern Ill.	49 75				
						135	H Southern Ill.	51 65				
						157	A Detroit	75 67				
						169	H Loyola Chicago	54 67				
						218	H Ill.-Chicago	56 66				
						231	A Indiana St.	37 59				
						231	H Indiana St.	59 68				
						254	A Bowling Green	53 66				
						258	A Northern Ill.	64 68				
						291	A Wichita St.	55 50				
						291	H Wichita St.	50 44				
						316	A Illinois St.	49 54				
						324	H Kent St.	68 60				
						329	A Evansville	46 62				
						329	H Evansville	66 52				
						340	A Chicago St.	66 60				
LAST 12 Division I GAMES:												
231	H Indiana St.	59 68	110	H Drake	64 76							
92	A Missouri St.	56 59	231	A Indiana St.	37 59							
291	A Wichita St.	55 50	316	A Illinois St.	49 54							
135	H Southern Ill.	51 65	291	H Wichita St.	50 44							
329	H Evansville	66 52	92	H Missouri St.	44 55							
109	H UNI	47 55	329	A Evansville	46 62							

Non-Div I Games: Eureka 87 47

Bradley

RPI 1-25				RPI 26-50				RPI 51-100				RPI 101+ Team's RPI: 201			
RPI	S	Opponent	Score	RPI	S	Opponent	Score	RPI	S	Opponent	Score	RPI	S	Opponent	Score
				31	A	Penn	49 66					103	H	Harvard	79 87
				31	H	Penn	59 69					160	A	Yale	54 81
				39	A	Princeton	53 72					160	H	Yale	39 48
				39	H	Princeton	57 83					173	A	Cornell	70 85
												209	H	Rhode Island	67 63
												225	H	Dartmouth	50 63
												233	H	Morgan St.	72 45
												234	A	Manhattan	56 80
												237	A	Columbia	73 63
												241	A	Bryant	84 67
												244	H	Binghamton	67 65
												253	H	Providence	57 47
												259	A	Bethune-Cookman	68 61
												295	H	Vermont	71 54
												311	A	Fairleigh Dickinson	63 48
												324	A	Kent St.	62 57
												335	A	Saint Peter's	67 79
												343	A	NJIT	74 49
LAST 12 Division I GAMES:															
				39	H	Princeton	57 83	31	A	Penn	49 66				
				31	H	Penn	59 69	39	A	Princeton	53 72				
				225	H	Dartmouth	50 63	160	H	Yale	39 48				
				103	H	Harvard	79 87	160	A	Yale	54 81				
				237	A	Columbia	73 63	343	A	NJIT	74 49				
				173	A	Cornell	70 85	335	A	Saint Peter's	67 79				

Brown

Page 31

Average RPI Win:	296	WON-LOST	WINNING	LAST 10	STRENGTH OF	OPP. STRENGTH	TEAM	ADJ.	CONF.	ADJ CONF.
Average RPI Loss:	194	RECORD	PCT. RANK	GAMES	SCHEDULE	OF SCHEDULE	RPI	RPI	RPI	RPI
DIV. I ONLY	15- 11	127	7- 3	333	329	241	241	30	30	
DIV. I NON-CONF.	3- 8	258	0- 0	289	211	305	305	32	32	
TOTALS	RPI 1-25	RPI 26-50	W-L RECORDS	RPI 51-100	RPI 101-150	RPI 150+				
15- 11	0- 0	0- 1	OVERALL	0- 1	0- 1	15- 8				
8- 4	0- 0	0- 0	HOME	0- 0	0- 0	8- 4				
7- 7	0- 0	0- 1	AWAY	0- 1	0- 1	7- 4				
0- 0	0- 0	0- 0	NEUTRAL	0- 0	0- 0	0- 0				
3- 8	0- 0	0- 1	NON-CONFERENCE	0- 1	0- 1	3- 5				
2- 3	0- 0	0- 0	HOME	0- 0	0- 0	2- 3				
1- 5	0- 0	0- 1	AWAY	0- 1	0- 1	1- 2				
0- 0	0- 0	0- 0	NEUTRAL	0- 0	0- 0	0- 0				
12- 3	0- 0	0- 0	CONFERENCE	0- 0	0- 0	12- 3				
6- 1	0- 0	0- 0	HOME	0- 0	0- 0	6- 1				
6- 2	0- 0	0- 0	AWAY	0- 0	0- 0	6- 2				
0- 0	0- 0	0- 0	NEUTRAL	0- 0	0- 0	0- 0				

RPI S	Opponent	Score	RPI S	Opponent	Score	RPI S	Opponent	Score	RPI S	Opponent	Score	Team's RPI: 241
38	A Seton Hall	57 93	72	A Maine	38 76	114	A Boston College	59 74	173	H Cornell	62 70	
						201	H Brown	67 84	221	A Robert Morris	53 55	
						221	H Robert Morris	71 65	228	A Sacred Heart	61 59	
						232	H Massachusetts	69 86	236	H New Hampshire	55 42	
						239	A Holy Cross	64 65	253	A Providence	78 88	
						256	A Saint Francis (PA)	72 85	256	H Saint Francis (PA)	84 72	
						279	A Central Conn. St.	65 53	279	H Central Conn. St.	70 56	
						295	H Vermont	68 52	311	A Fairleigh Dickinson	70 41	
						322	A UMass Lowell	83 64	327	H LIU Brooklyn	63 55	
						333	A St. Francis Brooklyn	70 42	333	H St. Francis Brooklyn	57 58	
						337	A Mt. St. Mary's	70 59	337	H Mt. St. Mary's	86 52	
						339	A Wagner	82 71	339	H Wagner	94 67	
						339	H Wagner	94 67				
LAST 12 Division I GAMES:												
337	H Mt. St. Mary's	86 52	228	A Sacred Heart	61 59	337	H Mt. St. Mary's	86 52	339	A Wagner	82 71	
333	H St. Francis Brooklyn	57 58	256	H Saint Francis (PA)	84 72	339	A Wagner	82 71	339	H Wagner	94 67	
339	H Wagner	94 67	221	H Robert Morris	71 65	339	H Wagner	94 67				
256	A Saint Francis (PA)	72 85	333	A St. Francis Brooklyn	70 42							
221	A Robert Morris	53 55	327	H LIU Brooklyn	63 55							
279	A Central Conn. St.	65 53	337	A Mt. St. Mary's	70 59							

Non-Div I Games:

Bryant

■ Loss, 
 ■ Non-Conf, 
 ■ S Site, 
 ■ H Home 
 ■ A Away 
 N Neutral



## Bucknell

Through Games Of Feb. 20, 2016

Average RPI Win:	256	WON-LOST	WINNING	LAST 10	STRENGTH OF	OPP. STRENGTH	TEAM	ADJ.	CONF.	ADJ CONF.
Average RPI Loss:	131	RECORD	PCT. RANK	GAMES	SCHEDULE	OF SCHEDULE	RPI	RPI	RPI	RPI
DIV. I ONLY	20- 6	39	9- 1	232	296	93	93	26	26	
DIV. I NON-CONF.	6- 5	146	0- 0	208	295	157	157	28	28	
TOTALS	RPI 1-25	RPI 26-50	W-L RECORDS	RPI 51-100	RPI 101-150	RPI 150+				
20- 6	0- 1	0- 0	OVERALL	1- 1	0- 1	19- 3				
11- 1	0- 0	0- 0	HOME	1- 0	0- 1	10- 0				
9- 5	0- 1	0- 0	AWAY	0- 1	0- 0	9- 3				
0- 0	0- 0	0- 0	NEUTRAL	0- 0	0- 0	0- 0				
6- 5	0- 1	0- 0	NON-CONFERENCE	0- 0	0- 1	6- 3				
4- 1	0- 0	0- 0	HOME	0- 0	0- 1	4- 0				
2- 4	0- 1	0- 0	AWAY	0- 0	0- 0	2- 3				
0- 0	0- 0	0- 0	NEUTRAL	0- 0	0- 0	0- 0				
14- 1	0- 0	0- 0	CONFERENCE	1- 1	0- 0	13- 0				
7- 0	0- 0	0- 0	HOME	1- 0	0- 0	6- 0				
7- 1	0- 0	0- 0	AWAY	0- 1	0- 0	7- 0				
0- 0	0- 0	0- 0	NEUTRAL	0- 0	0- 0	0- 0				

RPI 1-25				RPI 26-50				RPI 51-100				Team's RPI: 93	RPI 101+						
RPI	S	Opponent	Score	RPI	S	Opponent	Score	RPI	S	Opponent	Score		RPI	S	Opponent	Score			
1	A	Notre Dame	54 85					66	A	Army West Point	63 68		132	H	Youngstown St.	47 55			
								66	H	Army West Point	79 69		158	A	UMBC	52 65			
													182	H	Delaware	80 51			
													194	A	Canisius	56 61			
													216	A	Lehigh	67 54			
													216	H	Lehigh	80 77			
													230	A	Navy	51 41			
													233	A	Morgan St.	50 64			
													234	A	Manhattan	61 56			
													239	A	Holy Cross	58 51			
													239	H	Holy Cross	74 64			
													244	H	Binghamton	76 46			
													251	A	Loyola Maryland	64 42			
													251	H	Loyola Maryland	71 64			
													270	A	American	66 60			
													270	H	American	60 54			
													277	A	Cleveland St.	59 57			
													303	A	Colgate	71 51			
													303	H	Colgate	79 60			
													311	H	Fairleigh Dickinson	72 62			
													337	H	Mt. St. Mary's	71 45			
													345	A	Boston U.	72 59			
													345	H	Boston U.	74 56			
LAST 12 Division I GAMES:																			
				345	A	Boston U.	72 59					66	A	Army West Point	63 68				
				251	A	Loyola Maryland	64 42					345	H	Boston U.	74 56				
				303	H	Colgate	79 60					251	H	Loyola Maryland	71 64				
				216	A	Lehigh	67 54					303	A	Colgate	71 51				
				239	H	Holy Cross	74 64					216	H	Lehigh	80 77				
				270	H	American	60 54					239	A	Holy Cross	58 51				

Non-Div I Games:

Bucknell

■ Loss, 
 ■ Non-Conf, 
 ■ S Site, 
 ■ H Home 
 ■ A Away 
 N Neutral

## Buffalo

Through Games Of Feb. 20, 2016

Average RPI Win: <b>225</b>	WON-LOST	WINNING	LAST 10	STRENGTH OF	OPP. STRENGTH	TEAM	ADJ.	CONF.	ADJ CONF.
Average RPI Loss: <b>111</b>	RECORD	PCT. RANK	GAMES	SCHEDULE	OF SCHEDULE	RPI	RPI	RPI	RPI
DIV. I ONLY	<b>13- 12</b>	<b>160</b>	<b>3- 7</b>	<b>147</b>	<b>168</b>	<b>141</b>	<b>141</b>	<b>12</b>	<b>12</b>
DIV. I NON-CONF.	<b>8- 3</b>	<b>77</b>	<b>0- 0</b>	<b>213</b>	<b>229</b>	<b>97</b>	<b>97</b>	<b>13</b>	<b>13</b>
TOTALS	RPI 1-25	RPI 26-50	W-L RECORDS	RPI 51-100	RPI 101-150	RPI 150+			
13- 12	0- 1	1- 1	OVERALL	1- 6	0- 2	11- 2			
6- 5	0- 1	1- 0	HOME	1- 2	0- 2	4- 0			
6- 7	0- 0	0- 1	AWAY	0- 4	0- 0	6- 2			
1- 0	0- 0	0- 0	NEUTRAL	0- 0	0- 0	1- 0			
8- 3	0- 1	0- 1	NON-CONFERENCE	0- 1	0- 0	8- 0			
3- 1	0- 1	0- 0	HOME	0- 0	0- 0	3- 0			
4- 2	0- 0	0- 1	AWAY	0- 1	0- 0	4- 0			
1- 0	0- 0	0- 0	NEUTRAL	0- 0	0- 0	1- 0			
5- 9	0- 0	1- 0	CONFERENCE	1- 5	0- 2	3- 2			
3- 4	0- 0	1- 0	HOME	1- 2	0- 2	1- 0			
2- 5	0- 0	0- 0	AWAY	0- 3	0- 0	2- 2			
0- 0	0- 0	0- 0	NEUTRAL	0- 0	0- 0	0- 0			

RPI 1-25				RPI 26-50				RPI 51-100				RPI 101+ Team's RPI: 141			
RPI	S	Opponent	Score	RPI	S	Opponent	Score	RPI	S	Opponent	Score	RPI	S	Opponent	Score
21	H	Duquesne	62 <b>79</b>	27	H	Ohio	51 43	71	A	Hofstra	36 <b>79</b>	118	H	Western Mich.	78 <b>92</b>
				36	A	St. Bonaventure	32 <b>59</b>	73	A	Ball St.	63 <b>68</b>	131	H	Akron	61 <b>69</b>
								73	H	Ball St.	57 <b>59</b>	173	H	Cornell	59 41
								82	H	Central Mich.	67 61	194	H	Canisius	54 40
								96	A	Eastern Mich.	56 <b>67</b>	228	A	Sacred Heart	66 53
								96	H	Eastern Mich.	55 <b>70</b>	232	A	Massachusetts	56 48
								98	A	Toledo	60 <b>71</b>	248	N	Clemson	61 51
												254	A	Bowling Green	63 50
												258	A	Northern Ill.	74 <b>76</b>
												265	A	Miami (OH)	58 <b>69</b>
												265	H	Miami (OH)	58 39
												266	A	UCF	66 60
												305	A	Niagara	57 48
												324	A	Kent St.	77 66
												327	H	LIU Brooklyn	55 38
LAST 12 Division I GAMES:															
265	H	Miami (OH)	58 39	258	A	Northern Ill.	74 <b>76</b>								
96	H	Eastern Mich.	55 <b>70</b>	265	A	Miami (OH)	58 <b>69</b>								
254	A	Bowling Green	63 50	118	H	Western Mich.	78 <b>92</b>								
98	A	Toledo	60 <b>71</b>	131	H	Akron	61 <b>69</b>								
73	H	Ball St.	57 <b>59</b>	73	A	Ball St.	63 <b>68</b>								
27	H	Ohio	51 43	324	A	Kent St.	77 66								

Non-Div I Games:

Buffalo

■ Loss, 
■ Non-Conf, 
■ S Site, 
■ H Home 
■ A Away 
N Neutral

Average RPI Win:	<b>196</b>	WON-LOST	WINNING	LAST 10	STRENGTH OF	OPP. STRENGTH	TEAM	ADJ.	CONF.	ADJ CONF.
Average RPI Loss:	<b>82</b>	RECORD	PCT. RANK	GAMES	SCHEDULE	OF SCHEDULE	RPI	RPI	RPI	RPI
DIV. I ONLY	<b>8- 18</b>	<b>272</b>	<b>1- 9</b>	<b>86</b>	<b>46</b>	<b>199</b>	<b>199</b>	<b>6</b>	<b>6</b>	
DIV. I NON-CONF.	<b>5- 6</b>	<b>180</b>	<b>0- 0</b>	<b>129</b>	<b>25</b>	<b>140</b>	<b>140</b>	<b>6</b>	<b>6</b>	
TOTALS	RPI 1-25	RPI 26-50	W-L RECORDS	RPI 51-100	RPI 101-150	RPI 150+				
8- 18	0- 2	0- 5	OVERALL	2- 5	1- 5	5- 1				
5- 7	0- 1	0- 2	HOME	2- 2	1- 2	2- 0				
2- 11	0- 1	0- 3	AWAY	0- 3	0- 3	2- 1				
1- 0	0- 0	0- 0	NEUTRAL	0- 0	0- 0	1- 0				
5- 6	0- 0	0- 2	NON-CONFERENCE	1- 2	1- 1	3- 1				
3- 1	0- 0	0- 1	HOME	1- 0	1- 0	1- 0				
1- 5	0- 0	0- 1	AWAY	0- 2	0- 1	1- 1				
1- 0	0- 0	0- 0	NEUTRAL	0- 0	0- 0	1- 0				
3- 12	0- 2	0- 3	CONFERENCE	1- 3	0- 4	2- 0				
2- 6	0- 1	0- 1	HOME	1- 2	0- 2	1- 0				
1- 6	0- 1	0- 2	AWAY	0- 1	0- 2	1- 0				
0- 0	0- 0	0- 0	NEUTRAL	0- 0	0- 0	0- 0				

RPI	S	Opponent	Score	RPI	S	Opponent	Score	RPI	S	Opponent	Score	RPI	S	Opponent	Score	Team's RPI: 199
22	A	DePaul	63 <b>102</b>	26	H	Green Bay	46 <b>55</b>	53	A	Chattanooga	49 <b>60</b>	104	A	Wright St.	53 <b>66</b>	
22	H	DePaul	54 <b>61</b>	35	A	St. John's (NY)	41 <b>68</b>	55	H	Villanova	45 <b>57</b>	133	H	Arkansas	63 57	
				38	A	Seton Hall	77 <b>98</b>	73	A	Ball St.	50 <b>58</b>	138	A	Creighton	49 <b>77</b>	
				38	H	Seton Hall	67 <b>72</b>	85	H	TCU	65 53	138	H	Creighton	42 <b>52</b>	
				42	A	South Fla.	77 <b>87</b>	89	A	Marquette	69 <b>76</b>	142	A	Xavier	47 <b>55</b>	
								89	H	Marquette	64 <b>80</b>	142	H	Xavier	63 <b>73</b>	
								90	H	Georgetown	82 76	231	A	Indiana St.	63 <b>70</b>	
												243	H	Valparaiso	72 53	
												248	N	Clemson	54 50	
												253	A	Providence	77 67	
												253	H	Providence	65 50	
												266	A	UCF	71 63	
LAST 12 Division I GAMES:																
38	H	Seton Hall	67 <b>72</b>	38	A	Seton Hall	77 <b>98</b>									
22	A	DePaul	63 <b>102</b>	35	A	St. John's (NY)	41 <b>68</b>									
89	A	Marquette	69 <b>76</b>	89	H	Marquette	64 <b>80</b>									
253	H	Providence	65 50	22	H	DePaul	54 <b>61</b>									
138	H	Creighton	42 <b>52</b>	138	A	Creighton	49 <b>77</b>									
142	A	Xavier	47 <b>55</b>	253	A	Providence	77 67									

Non-Div I Games:

Butler

CSU Bakersfield

Through Games Of Feb. 20, 2016

Average RPI Win:	264	WON-LOST	WINNING	LAST 10	STRENGTH OF	OPP. STRENGTH	TEAM	ADJ.	CONF.	ADJ CONF.
Average RPI Loss:	127	RECORD	PCT. RANK	GAMES	SCHEDULE	OF SCHEDULE	RPI	RPI	RPI	RPI
DIV. I ONLY	9- 18	263	5- 5	111	187	240	240	25	25	
DIV. I NON-CONF.	3- 12	290	0- 0	43	38	222	222	25	25	
TOTALS	RPI 1-25	RPI 26-50	W-L RECORDS	RPI 51-100	RPI 101-150	RPI 150+				
9- 18	0- 5	0- 0	OVERALL	0- 3	0- 3	9- 7				
7- 6	0- 0	0- 0	HOME	0- 1	0- 1	7- 4				
2- 10	0- 3	0- 0	AWAY	0- 2	0- 2	2- 3				
0- 2	0- 2	0- 0	NEUTRAL	0- 0	0- 0	0- 0				
3- 12	0- 5	0- 0	NON-CONFERENCE	0- 1	0- 3	3- 3				
3- 3	0- 0	0- 0	HOME	0- 0	0- 1	3- 2				
0- 7	0- 3	0- 0	AWAY	0- 1	0- 2	0- 1				
0- 2	0- 2	0- 0	NEUTRAL	0- 0	0- 0	0- 0				
6- 6	0- 0	0- 0	CONFERENCE	0- 2	0- 0	6- 4				
4- 3	0- 0	0- 0	HOME	0- 1	0- 0	4- 2				
2- 3	0- 0	0- 0	AWAY	0- 1	0- 0	2- 2				
0- 0	0- 0	0- 0	NEUTRAL	0- 0	0- 0	0- 0				

RPI 1-25				RPI 26-50				RPI 51-100				RPI 101+ Team's RPI: 240			
RPI	S	Opponent	Score	RPI	S	Opponent	Score	RPI	S	Opponent	Score	RPI	S	Opponent	Score
2	N	South Carolina	71 90					54	A	UC Riverside	61 81	123	A	Hawaii	60 74
7	A	UCLA	68 82					95	A	New Mexico St.	63 86	123	H	Hawaii	55 65
8	A	Oregon St.	51 75					95	H	New Mexico St.	59 67	134	A	Fresno St.	52 57
9	N	Arizona St.	47 60									153	H	Pacific	74 80
10	A	Stanford	41 83									190	H	Cal Poly	57 52
												196	H	San Jose St.	90 88
												207	A	Utah Valley	53 72
												207	H	Utah Valley	61 54
												208	A	UTRGV	46 60
												208	H	UTRGV	80 66
												226	H	Grand Canyon	51 61
												255	H	Seattle	76 68
												260	A	UC Santa Barbara	60 61
												264	H	Pepperdine	73 76
												302	A	UMKC	78 68
												302	H	UMKC	40 56
												336	H	UC Irvine	65 39
												340	A	Chicago St.	74 61
												340	H	Chicago St.	76 43
LAST 12 Division I GAMES:															
208	H	UTRGV	80 66	226	H	Grand Canyon	51 61								
95	H	New Mexico St.	59 67	95	A	New Mexico St.	63 86								
207	A	Utah Valley	53 72	208	A	UTRGV	46 60								
340	A	Chicago St.	74 61	255	H	Seattle	76 68								
302	A	UMKC	78 68	302	H	UMKC	40 56								
207	H	Utah Valley	61 54	340	H	Chicago St.	76 43								

Non-Div I Games:

CSU Bakersfield

Loss, Non-Conf, S Site, H Home A Away N Neutral

Average RPI Win: <b>258</b>	WON-LOST	WINNING	LAST 10	STRENGTH OF	OPP. STRENGTH	TEAM	ADJ.	CONF.	ADJ CONF.
Average RPI Loss: <b>160</b>	RECORD	PCT. RANK	GAMES	SCHEDULE	OF SCHEDULE	RPI	RPI	RPI	RPI
DIV. I ONLY	6- 20	303	4- 6	257	162	298	298	22	22
DIV. I NON-CONF.	2- 12	311	0- 0	230	52	295	295	21	21
TOTALS	RPI 1-25	RPI 26-50	W-L RECORDS	RPI 51-100	RPI 101-150	RPI 150+			
6- 20	0- 2	0- 0	OVERALL	0- 5	2- 3	4- 10			
4- 7	0- 1	0- 0	HOME	0- 1	2- 0	2- 5			
2- 13	0- 1	0- 0	AWAY	0- 4	0- 3	2- 5			
0- 0	0- 0	0- 0	NEUTRAL	0- 0	0- 0	0- 0			
2- 12	0- 2	0- 0	NON-CONFERENCE	0- 4	1- 1	1- 5			
1- 4	0- 1	0- 0	HOME	0- 1	1- 0	0- 2			
1- 8	0- 1	0- 0	AWAY	0- 3	0- 1	1- 3			
0- 0	0- 0	0- 0	NEUTRAL	0- 0	0- 0	0- 0			
4- 8	0- 0	0- 0	CONFERENCE	0- 1	1- 2	3- 5			
3- 3	0- 0	0- 0	HOME	0- 0	1- 0	2- 3			
1- 5	0- 0	0- 0	AWAY	0- 1	0- 2	1- 2			
0- 0	0- 0	0- 0	NEUTRAL	0- 0	0- 0	0- 0			

RPI 1-25				RPI 26-50				RPI 51-100				RPI 101+ Team's RPI: 298			
RPI	S	Opponent	Score	RPI	S	Opponent	Score	RPI	S	Opponent	Score	RPI	S	Opponent	Score
9	A	Arizona St.	46 <b>69</b>					54	A	UC Riverside	76 <b>83</b>	123	A	Hawaii	50 <b>77</b>
23	H	Georgia	58 <b>83</b>					58	H	St. Mary's (CA)	59 <b>93</b>	123	H	Hawaii	63 60
								74	A	Utah	56 <b>97</b>	127	H	Penn St.	81 73
								80	A	San Diego	64 <b>86</b>	136	A	Long Beach St.	71 <b>74</b>
								84	A	California	44 <b>106</b>	137	A	Idaho	50 <b>106</b>
												184	H	UC Davis	52 <b>75</b>
												190	A	Cal Poly	62 <b>66</b>
												190	H	Cal Poly	66 <b>77</b>
												198	A	Eastern Wash.	59 <b>70</b>
												250	H	San Diego St.	65 <b>67</b>
												255	H	Seattle	56 <b>62</b>
												260	A	UC Santa Barbara	58 <b>70</b>
												260	H	UC Santa Barbara	49 <b>65</b>
												285	A	Portland	68 62
												314	A	Portland St.	77 <b>83</b>
												328	A	Southern Utah	65 <b>67</b>
												336	A	UC Irvine	83 64
												336	H	UC Irvine	62 48
												338	H	Cal St. Fullerton	79 52
LAST 12 Division I GAMES:															
190	H	Cal Poly	66 <b>77</b>	336	A	UC Irvine	83 64								
260	A	UC Santa Barbara	58 <b>70</b>	123	H	Hawaii	63 60								
336	H	UC Irvine	62 48	190	A	Cal Poly	62 <b>66</b>								
54	A	UC Riverside	76 <b>83</b>	260	H	UC Santa Barbara	49 <b>65</b>								
136	A	Long Beach St.	71 <b>74</b>	123	A	Hawaii	50 <b>77</b>								
338	H	Cal St. Fullerton	79 52	184	H	UC Davis	52 <b>75</b>								

Non-Div I Games:

CSUN

■ Loss, 
 ■ Non-Conf, 
 ■ S Site, 
 ■ Home 
 ■ Away 
 N Neutral

Average RPI Win: <b>256</b>	WON-LOST	WINNING	LAST 10	STRENGTH OF	OPP. STRENGTH	TEAM	ADJ.	CONF.	ADJ CONF.
Average RPI Loss: <b>127</b>	RECORD	PCT. RANK	GAMES	SCHEDULE	OF SCHEDULE	RPI	RPI	RPI	RPI
DIV. I ONLY	<b>13- 13</b>	<b>171</b>	<b>4- 6</b>	<b>234</b>	<b>222</b>	<b>190</b>	<b>190</b>	<b>22</b>	<b>22</b>
DIV. I NON-CONF.	<b>7- 6</b>	<b>156</b>	<b>0- 0</b>	<b>110</b>	<b>148</b>	<b>118</b>	<b>118</b>	<b>21</b>	<b>21</b>
TOTALS	RPI 1-25	RPI 26-50	W-L RECORDS	RPI 51-100	RPI 101-150	RPI 150+			
13- 13	0- 1	0- 0	OVERALL	0- 5	2- 2	11- 5			
7- 4	0- 0	0- 0	HOME	0- 2	1- 1	6- 1			
6- 8	0- 1	0- 0	AWAY	0- 3	1- 1	5- 3			
0- 1	0- 0	0- 0	NEUTRAL	0- 0	0- 0	0- 1			
7- 6	0- 1	0- 0	NON-CONFERENCE	0- 3	2- 0	5- 2			
4- 1	0- 0	0- 0	HOME	0- 1	1- 0	3- 0			
3- 4	0- 1	0- 0	AWAY	0- 2	1- 0	2- 1			
0- 1	0- 0	0- 0	NEUTRAL	0- 0	0- 0	0- 1			
6- 7	0- 0	0- 0	CONFERENCE	0- 2	0- 2	6- 3			
3- 3	0- 0	0- 0	HOME	0- 1	0- 1	3- 1			
3- 4	0- 0	0- 0	AWAY	0- 1	0- 1	3- 2			
0- 0	0- 0	0- 0	NEUTRAL	0- 0	0- 0	0- 0			

RPI 1-25				RPI 26-50				RPI 51-100				RPI 101+				Team's RPI: 190	
RPI	S	Opponent	Score	RPI	S	Opponent	Score	RPI	S	Opponent	Score	RPI	S	Opponent	Score		
8	A	Oregon St.	43 80					54	A	UC Riverside	83 93	101	A	San Francisco	62 61		
								54	H	UC Riverside	62 75	123	H	Hawaii	58 64		
								58	A	St. Mary's (CA)	83 87	134	H	Fresno St.	64 60		
								61	H	Santa Clara	63 69	136	A	Long Beach St.	53 65		
								84	A	California	57 82	164	H	Montana St.	66 57		
												168	H	Sacramento St.	97 72		
												184	A	UC Davis	71 82		
												184	H	UC Davis	57 75		
												208	N	UTRGV	58 66		
												240	A	CSU Bakersfield	52 57		
												242	H	Loyola Marymount	70 58		
												260	A	UC Santa Barbara	67 78		
												264	A	Pepperdine	61 47		
												298	A	CSUN	77 66		
												298	H	CSUN	66 62		
												312	A	A&M-Corpus Christi	56 45		
												336	A	UC Irvine	72 54		
												336	H	UC Irvine	50 38		
												338	A	Cal St. Fullerton	63 57		
												338	H	Cal St. Fullerton	51 46		
LAST 12 Division I GAMES:																	
298	A	CSUN	77 66	136	A	Long Beach St.	53 65										
338	A	Cal St. Fullerton	63 57	54	A	UC Riverside	83 93										
54	H	UC Riverside	62 75	184	H	UC Davis	57 75										
184	A	UC Davis	71 82	298	H	CSUN	66 62										
336	H	UC Irvine	50 38	338	H	Cal St. Fullerton	51 46										
123	H	Hawaii	58 64	336	A	UC Irvine	72 54										

Non-Div I Games:

Cal Poly

■ Loss, 
 ■ Non-Conf, S Site, 
 ■ Home 
 ■ Away 
 N Neutral

C a l s t . F u l l e r t o n

C a l s t . F u l l e r t o n

Cal St. Fullerton

Page 39

# California

Through Games Of Feb. 20, 2016

Average RPI Win:	131	WON-LOST	WINNING	LAST 10	STRENGTH OF	OPP. STRENGTH	TEAM	ADJ.	CONF.	ADJ CONF.
Average RPI Loss:	38	RECORD	PCT. RANK	GAMES	SCHEDULE	OF SCHEDULE	RPI	RPI	RPI	RPI
DIV. I ONLY	12- 14	194	2- 8	10	7	84	84	1	1	
DIV. I NON-CONF.	8- 2	51	0- 0	44	50	38	38	1	1	
TOTALS	RPI 1-25	RPI 26-50	W-L RECORDS	RPI 51-100	RPI 101-150	RPI 150+				
12- 14	2- 7	0- 2	OVERALL	3- 4	2- 1	5- 0				
9- 5	1- 2	0- 1	HOME	3- 2	1- 0	4- 0				
2- 8	1- 1	0- 0	AWAY	0- 0	0- 0	1- 0				
1- 1	0- 1	0- 0	NEUTRAL	0- 0	1- 0	0- 0				
8- 2	1- 1	0- 0	NON-CONFERENCE	2- 1	1- 0	4- 0				
5- 1	0- 0	0- 0	HOME	2- 1	0- 0	3- 0				
2- 0	1- 0	0- 0	AWAY	0- 0	0- 0	1- 0				
1- 1	0- 1	0- 0	NEUTRAL	0- 0	1- 0	0- 0				
4- 12	1- 6	0- 2	CONFERENCE	1- 3	1- 1	1- 0				
4- 4	1- 2	0- 1	HOME	1- 1	1- 0	1- 0				
0- 8	0- 4	0- 1	AWAY	0- 2	0- 1	0- 0				
0- 0	0- 0	0- 0	NEUTRAL	0- 0	0- 0	0- 0				

RPI S Opponent Score	RPI S Opponent Score	RPI S Opponent Score	RPI S Opponent Score
7 A UCLA 56 75	29 H Washington 65 75	54 H UC Riverside 64 58	119 N Liberty 77 72
7 H UCLA 108 104	40 A Southern California 47 61	58 H St. Mary's (CA) 63 64	124 A Arizona 52 57
8 A Oregon St. 48 70		65 A Oregon 59 69	124 H Arizona 75 56
9 A Arizona St. 49 57		70 H Nebraska 87 80	168 H Sacramento St. 117 99
9 H Arizona St. 49 64		74 A Utah 66 72	176 H Colorado 64 35
10 A Stanford 46 53		74 H Utah 79 84	190 H Cal Poly 82 57
10 H Stanford 55 60		77 H Washington St. 74 71	268 A Austin Peay 67 58
15 N Texas A&M 58 75			298 H CSUN 106 44
17 A Louisville 75 71			
LAST 12 Division I GAMES:			
74 A Utah 66 72	77 H Washington St. 74 71		
124 H Arizona 75 56	40 A Southern California 47 61		
9 H Arizona St. 49 64	7 A UCLA 56 75		
10 H Stanford 55 60	65 A Oregon 59 69		
10 A Stanford 46 53	8 A Oregon St. 48 70		
29 H Washington 65 75	74 H Utah 79 84		

Non-Div I Games:

California

Loss, Non-Conf, S Site, H Home A Away N Neutral



Average RPI Win:	308	WON-LOST	WINNING	LAST 10	STRENGTH OF	OPP. STRENGTH	TEAM	ADJ.	CONF.	ADJ CONF.
Average RPI Loss:	187	RECORD	PCT. RANK	GAMES	SCHEDULE	OF SCHEDULE	RPI	RPI	RPI	RPI
DIV. I ONLY	10- 14	226	3- 7	321	320	284	284	28	28	
DIV. I NON-CONF.	5- 3	119	0- 0	301	346	191	191	29	29	
TOTALS	RPI 1-25	RPI 26-50	W-L RECORDS	RPI 51-100	RPI 101-150	RPI 150+				
10- 14	0- 0	0- 0	OVERALL	0- 1	0- 4	10- 9				
6- 5	0- 0	0- 0	HOME	0- 0	0- 2	6- 3				
4- 8	0- 0	0- 0	AWAY	0- 1	0- 1	4- 6				
0- 1	0- 0	0- 0	NEUTRAL	0- 0	0- 1	0- 0				
5- 3	0- 0	0- 0	NON-CONFERENCE	0- 1	0- 1	5- 1				
3- 0	0- 0	0- 0	HOME	0- 0	0- 0	3- 0				
2- 2	0- 0	0- 0	AWAY	0- 1	0- 0	2- 1				
0- 1	0- 0	0- 0	NEUTRAL	0- 0	0- 1	0- 0				
5- 11	0- 0	0- 0	CONFERENCE	0- 0	0- 3	5- 8				
3- 5	0- 0	0- 0	HOME	0- 0	0- 2	3- 3				
2- 6	0- 0	0- 0	AWAY	0- 0	0- 1	2- 5				
0- 0	0- 0	0- 0	NEUTRAL	0- 0	0- 0	0- 0				

RPI 1-25			RPI 26-50			RPI 51-100			RPI 101+			Team's RPI: 284				
RPI	S	Opponent	Score	RPI	S	Opponent	Score	RPI	S	Opponent	Score					
								81	A	VCU	34	57				
										108	N	Central Ark.	34	57		
										119	A	Liberty	55	67		
										119	H	Liberty	52	62		
										122	H	UNC Asheville	58	72		
										156	A	ETSU	55	70		
										200	A	Radford	59	62		
										210	A	Gardner-Webb	56	68		
										210	H	Gardner-Webb	35	70		
										213	A	Presbyterian	54	64		
										213	H	Presbyterian	45	69		
										247	H	High Point	55	69		
										249	H	N.C. A&T	56	55		
										276	A	Coastal Caro.	83	70		
										276	H	Coastal Caro.	73	52		
										301	A	Charleston So.	57	65		
										309	H	Western Caro.	73	66		
										318	A	Winthrop	49	50		
										318	H	Winthrop	69	56		
										320	A	Longwood	73	56		
										320	H	Longwood	72	65		
LAST 12 Division I GAMES:												321	A	North Florida	66	55
						213	A	Presbyterian	54	64	301	A	Charleston So.	57	65	
						318	H	Winthrop	69	56	318	A	Winthrop	49	50	
						320	H	Longwood	72	65	213	H	Presbyterian	45	69	
						119	A	Liberty	55	67	247	H	High Point	55	69	
						210	A	Gardner-Webb	56	68	200	A	Radford	59	62	
						276	H	Coastal Caro.	73	52	320	A	Longwood	73	56	

Non-Div I Games: UNC Pembroke

62 67

Campbell

■ Loss, 
 ■ Non-Conf, 
 ■ S Site, 
 ■ H Home 
 ■ A Away 
 N Neutral

Average RPI Win:	250	WON-LOST	WINNING	LAST 10	STRENGTH OF	OPP. STRENGTH	TEAM	ADJ.	CONF.	ADJ CONF.
Average RPI Loss:	148	RECORD	PCT. RANK	GAMES	SCHEDULE	OF SCHEDULE	RPI	RPI	RPI	RPI
DIV. I ONLY	12- 14	194	4- 6	179	250	194	194	23	23	
DIV. I NON-CONF.	5- 4	138	0- 0	47	184	94	94	23	23	
TOTALS	RPI 1-25	RPI 26-50	W-L RECORDS	RPI 51-100	RPI 101-150	RPI 150+				
12- 14	0- 1	0- 1	OVERALL	1- 0	0- 6	11- 6				
7- 5	0- 0	0- 1	HOME	1- 0	0- 2	6- 2				
5- 9	0- 1	0- 0	AWAY	0- 0	0- 4	5- 4				
0- 0	0- 0	0- 0	NEUTRAL	0- 0	0- 0	0- 0				
5- 4	0- 1	0- 1	NON-CONFERENCE	1- 0	0- 2	4- 0				
3- 1	0- 0	0- 1	HOME	1- 0	0- 0	2- 0				
2- 3	0- 1	0- 0	AWAY	0- 0	0- 2	2- 0				
0- 0	0- 0	0- 0	NEUTRAL	0- 0	0- 0	0- 0				
7- 10	0- 0	0- 0	CONFERENCE	0- 0	0- 4	7- 6				
4- 4	0- 0	0- 0	HOME	0- 0	0- 2	4- 2				
3- 6	0- 0	0- 0	AWAY	0- 0	0- 2	3- 4				
0- 0	0- 0	0- 0	NEUTRAL	0- 0	0- 0	0- 0				

RPI 1-25				RPI 26-50				RPI 51-100				RPI 101+ Team's RPI: 194			
RPI	S	Opponent	Score	RPI	S	Opponent	Score	RPI	S	Opponent	Score	RPI	S	Opponent	Score
6	A	Texas	62 92	36	H	St. Bonaventure	47 59	93	H	Bucknell	61 56	102	A	Quinnipiac	54 63
												102	H	Quinnipiac	68 80
												115	A	Iona	56 79
												115	H	Iona	76 79
												132	A	Youngstown St.	51 53
												141	A	Buffalo	40 54
												159	A	Northeastern	68 57
												178	H	Marist	71 69
												192	A	Fairfield	48 52
												192	H	Fairfield	50 51
												219	A	Siena	57 61
												219	H	Siena	52 58
												234	A	Manhattan	55 77
												234	H	Manhattan	70 68
												244	H	Binghamton	80 50
												256	H	Saint Francis (PA)	77 52
												267	A	Monmouth	75 79
												283	A	Lamar	57 55
												286	A	Rider	73 64
												286	H	Rider	60 49
												305	A	Niagara	68 66
												335	A	Saint Peter's	60 53
												335	H	Saint Peter's	54 42
LAST 12 Division I GAMES:															
234	H	Manhattan	70 68	305	A	Niagara	68 66								
178	H	Marist	71 69	192	A	Fairfield	48 52								
286	H	Rider	60 49	219	A	Siena	57 61								
267	A	Monmouth	75 79	102	H	Quinnipiac	68 80								
234	A	Manhattan	55 77	335	H	Saint Peter's	54 42								
115	H	Iona	76 79	115	A	Iona	56 79								

Non-Div I Games:

Canisius

■ Loss, 
 ■ Non-Conf, 
 S Site, 
 ■ Home 
 ■ Away 
 N Neutral

## Central Ark.

Through Games Of Feb. 20, 2016

Average RPI Win:	270	WON-LOST	WINNING	LAST 10	STRENGTH OF	OPP. STRENGTH	TEAM	ADJ.	CONF.	ADJ CONF.
Average RPI Loss:	69	RECORD	PCT. RANK	GAMES	SCHEDULE	OF SCHEDULE	RPI	RPI	RPI	RPI
DIV. I ONLY	18- 3	16	9- 1	309	301	108	108	27	27	
DIV. I NON-CONF.	6- 1	27	0- 0	278	335	93	93	26	26	
TOTALS	RPI 1-25	RPI 26-50	W-L RECORDS	RPI 51-100	RPI 101-150	RPI 150+				
18- 3	0- 1	0- 0	OVERALL	0- 1	1- 1	17- 0				
6- 2	0- 0	0- 0	HOME	0- 1	0- 1	6- 0				
10- 1	0- 0	0- 0	AWAY	0- 0	1- 0	9- 0				
2- 0	0- 0	0- 0	NEUTRAL	0- 0	0- 0	2- 0				
6- 1	0- 1	0- 0	NON-CONFERENCE	0- 0	0- 0	6- 0				
2- 0	0- 0	0- 0	HOME	0- 0	0- 0	2- 0				
2- 1	0- 1	0- 0	AWAY	0- 0	0- 0	2- 0				
2- 0	0- 0	0- 0	NEUTRAL	0- 0	0- 0	2- 0				
12- 2	0- 0	0- 0	CONFERENCE	0- 1	1- 1	11- 0				
4- 2	0- 0	0- 0	HOME	0- 1	0- 1	4- 0				
8- 0	0- 0	0- 0	AWAY	0- 0	1- 0	7- 0				
0- 0	0- 0	0- 0	NEUTRAL	0- 0	0- 0	0- 0				

RPI 1-25				RPI 26-50				RPI 51-100				RPI 101+ Team's RPI: 108			
RPI	S	Opponent	Score	RPI	S	Opponent	Score	RPI	S	Opponent	Score	RPI	S	Opponent	Score
18	A	Tennessee	47 102					60	H	Abilene Christian	49 61	129	A	Northwestern St.	74 49
												129	H	Northwestern St.	56 60
												163	A	McNeese St.	70 56
												206	A	Southeast Mo. St.	63 54
												214	A	Stephen F. Austin	55 53
												235	A	Sam Houston St.	73 63
												246	H	Houston Baptist	45 44
												271	A	Murray St.	61 51
												271	H	Murray St.	50 40
												283	H	Lamar	74 49
												284	N	Campbell	57 34
												308	N	South Carolina St.	51 38
												310	H	Alcorn	58 35
												312	A	A&M-Corpus Christi	66 55
												313	H	Southeastern La.	80 58
												319	A	Nicholls St.	71 65
												330	A	Incarnate Word	76 57
												332	A	New Orleans	59 44
												332	H	New Orleans	67 55
LAST 12 Division I GAMES:															
235	A	Sam Houston St.	73 63	129	A	Northwestern St.	74 49								
163	A	McNeese St.	70 56	319	A	Nicholls St.	71 65								
330	A	Incarnate Word	76 57	332	A	New Orleans	59 44								
129	H	Northwestern St.	56 60	246	H	Houston Baptist	45 44								
332	H	New Orleans	67 55	283	H	Lamar	74 49								
313	H	Southeastern La.	80 58	214	A	Stephen F. Austin	55 53								

Non-Div I Games: Central Baptist 70 37 Hendrix 72 43 Crowley's Ridge 93 38 Jarvis Christian 77 23  
Central Ark.

Loss, Non-Conf, S Site, H Home A Away N Neutral

Average RPI Win:	282	WON-LOST	WINNING	LAST 10	STRENGTH OF	OPP. STRENGTH	TEAM	ADJ.	CONF.	ADJ CONF.
Average RPI Loss:	210	RECORD	PCT. RANK	GAMES	SCHEDULE	OF SCHEDULE	RPI	RPI	RPI	RPI
DIV. I ONLY	10- 16	238	5- 5	299	328	279	279	30	30	
DIV. I NON-CONF.	3- 8	258	0- 0	227	172	278	278	32	32	
TOTALS	RPI 1-25	RPI 26-50	W-L RECORDS	RPI 51-100	RPI 101-150	RPI 150+				
10- 16	0- 1	0- 0	OVERALL	0- 2	0- 1	10- 12				
6- 5	0- 0	0- 0	HOME	0- 0	0- 0	6- 5				
4- 11	0- 1	0- 0	AWAY	0- 2	0- 1	4- 7				
0- 0	0- 0	0- 0	NEUTRAL	0- 0	0- 0	0- 0				
3- 8	0- 1	0- 0	NON-CONFERENCE	0- 2	0- 1	3- 4				
3- 1	0- 0	0- 0	HOME	0- 0	0- 0	3- 1				
0- 7	0- 1	0- 0	AWAY	0- 2	0- 1	0- 3				
0- 0	0- 0	0- 0	NEUTRAL	0- 0	0- 0	0- 0				
7- 8	0- 0	0- 0	CONFERENCE	0- 0	0- 0	7- 8				
3- 4	0- 0	0- 0	HOME	0- 0	0- 0	3- 4				
4- 4	0- 0	0- 0	AWAY	0- 0	0- 0	4- 4				
0- 0	0- 0	0- 0	NEUTRAL	0- 0	0- 0	0- 0				

RPI 1-25				RPI 26-50				RPI 51-100				RPI 101+ Team's RPI: 279			
RPI	S	Opponent	Score	RPI	S	Opponent	Score	RPI	S	Opponent	Score	RPI	S	Opponent	Score
11	A	Maryland	43 86					66	A	Army West Point	52 81	127	A	Penn St.	47 73
								72	A	Maine	42 62	174	A	Fordham	48 63
												215	A	Hartford	41 49
												221	A	Robert Morris	55 72
												221	H	Robert Morris	48 39
												225	H	Dartmouth	59 55
												228	A	Sacred Heart	69 79
												228	H	Sacred Heart	57 61
												232	H	Massachusetts	78 68
												236	H	New Hampshire	50 64
												241	A	Bryant	56 70
												241	H	Bryant	53 65
												256	A	Saint Francis (PA)	79 59
												256	H	Saint Francis (PA)	66 51
												295	A	Vermont	63 79
												311	A	Fairleigh Dickinson	78 75
												322	H	UMass Lowell	64 53
												327	A	LIU Brooklyn	65 57
												327	H	LIU Brooklyn	45 59
												333	H	St. Francis Brooklyn	65 61
												337	A	Mt. St. Mary's	48 54
												339	A	Wagner	62 52
												339	H	Wagner	63 64
LAST 12 Division I GAMES:															
339	H	Wagner	63 64	333	H	St. Francis Brooklyn	65 61								
327	A	LIU Brooklyn	65 57	221	H	Robert Morris	48 39								
228	A	Sacred Heart	69 79	256	H	Saint Francis (PA)	66 51								
221	A	Robert Morris	55 72	228	H	Sacred Heart	57 61								
256	A	Saint Francis (PA)	79 59	339	A	Wagner	62 52								
241	H	Bryant	53 65	311	A	Fairleigh Dickinson	78 75								

Non-Div I Games:

Central Conn. St.

■ Loss, 
 ■ Non-Conf, 
 ■ S Site, 
 ■ H Home 
 ■ A Away 
 N Neutral

Average RPI Win:	195	WON-LOST	WINNING	LAST 10	STRENGTH OF	OPP. STRENGTH	TEAM	ADJ.	CONF.	ADJ CONF.
Average RPI Loss:	109	RECORD	PCT. RANK	GAMES	SCHEDULE	OF SCHEDULE	RPI	RPI	RPI	RPI
DIV. I ONLY	17- 8	78	8- 2	117	148	82	82	12	12	
DIV. I NON-CONF.	6- 5	146	0- 0	123	130	128	128	13	13	
TOTALS	RPI 1-25	RPI 26-50	W-L RECORDS	RPI 51-100	RPI 101-150	RPI 150+				
17- 8	0- 1	0- 1	OVERALL	3- 1	3- 3	11- 2				
9- 3	0- 1	0- 0	HOME	1- 1	2- 1	6- 0				
7- 5	0- 0	0- 1	AWAY	2- 0	1- 2	4- 2				
1- 0	0- 0	0- 0	NEUTRAL	0- 0	0- 0	1- 0				
6- 5	0- 1	0- 0	NON-CONFERENCE	1- 0	0- 2	5- 2				
3- 2	0- 1	0- 0	HOME	1- 0	0- 1	2- 0				
2- 3	0- 0	0- 0	AWAY	0- 0	0- 1	2- 2				
1- 0	0- 0	0- 0	NEUTRAL	0- 0	0- 0	1- 0				
11- 3	0- 0	0- 1	CONFERENCE	2- 1	3- 1	6- 0				
6- 1	0- 0	0- 0	HOME	0- 1	2- 0	4- 0				
5- 2	0- 0	0- 1	AWAY	2- 0	1- 1	2- 0				
0- 0	0- 0	0- 0	NEUTRAL	0- 0	0- 0	0- 0				

RPI 1-25				RPI 26-50				RPI 51-100				RPI 101+			
RPI	S	Opponent	Score	RPI	S	Opponent	Score	RPI	S	Opponent	Score	RPI	S	Opponent	Score
21	H	Duquesne	49 68	27	A	Ohio	84 86	73	A	Ball St.	74 65	105	A	Saint Joseph's	66 76
								76	H	Middle Tenn.	81 59	106	H	Memphis	61 64
								96	A	Eastern Mich.	66 65	118	H	Western Mich.	53 51
								98	H	Toledo	79 81	131	A	Akron	97 77
												131	H	Akron	81 60
												141	A	Buffalo	61 67
												154	A	Illinois	69 74
												167	H	SIUE	78 65
												169	A	Loyola Chicago	68 59
												205	A	Oakland	110 87
												218	A	Ill.-Chicago	63 66
												231	H	Indiana St.	85 65
												254	H	Bowling Green	76 75
												258	A	Northern Ill.	73 67
												258	H	Northern Ill.	95 63
												265	A	Miami (OH)	72 58
												265	H	Miami (OH)	77 54
												286	N	Rider	76 58
												324	H	Kent St.	81 61
LAST 12 Division I GAMES:															
				98	H	Toledo	79 81	118	H	Western Mich.	53 51				
				258	A	Northern Ill.	73 67	131	H	Akron	81 60				
				73	A	Ball St.	74 65	265	A	Miami (OH)	72 58				
				254	H	Bowling Green	76 75	27	A	Ohio	84 86				
				96	A	Eastern Mich.	66 65	258	H	Northern Ill.	95 63				
				265	H	Miami (OH)	77 54	131	A	Akron	97 77				

Non-Div I Games:

Central Mich.

■ Loss, 
 ■ Non-Conf, S Site, 
 ■ Home 
 ■ Away 
 N Neutral

Charleston So.

Through Games Of Feb. 20, 2016

Average RPI Win:	<b>292</b>	WON-LOST	WINNING	LAST 10	STRENGTH OF	OPP. STRENGTH	TEAM	ADJ.	CONF.	ADJ CONF.
Average RPI Loss:	<b>199</b>	RECORD	PCT. RANK	GAMES	SCHEDULE	OF SCHEDULE	RPI	RPI	RPI	RPI
DIV. I ONLY	<b>9- 14</b>	<b>235</b>	<b>4- 6</b>	<b>342</b>	<b>245</b>	<b>301</b>	<b>301</b>	<b>28</b>	<b>28</b>	
DIV. I NON-CONF.	<b>2- 4</b>	<b>234</b>	<b>0- 0</b>	<b>349</b>	<b>74</b>	<b>342</b>	<b>342</b>	<b>29</b>	<b>29</b>	
TOTALS	RPI 1-25	RPI 26-50	W-L RECORDS	RPI 51-100	RPI 101-150	RPI 150+				
9- 14	0- 0	0- 0	OVERALL	0- 1	0- 3	9- 10				
6- 5	0- 0	0- 0	HOME	0- 0	0- 2	6- 3				
3- 9	0- 0	0- 0	AWAY	0- 1	0- 1	3- 7				
0- 0	0- 0	0- 0	NEUTRAL	0- 0	0- 0	0- 0				
2- 4	0- 0	0- 0	NON-CONFERENCE	0- 1	0- 0	2- 3				
2- 0	0- 0	0- 0	HOME	0- 0	0- 0	2- 0				
0- 4	0- 0	0- 0	AWAY	0- 1	0- 0	0- 3				
0- 0	0- 0	0- 0	NEUTRAL	0- 0	0- 0	0- 0				
7- 10	0- 0	0- 0	CONFERENCE	0- 0	0- 3	7- 7				
4- 5	0- 0	0- 0	HOME	0- 0	0- 2	4- 3				
3- 5	0- 0	0- 0	AWAY	0- 0	0- 1	3- 4				
0- 0	0- 0	0- 0	NEUTRAL	0- 0	0- 0	0- 0				

RPI 1-25			RPI 26-50			RPI 51-100			RPI 101+			Team's RPI: 301
RPI	S	Opponent	Score	RPI	S	Opponent	Score	RPI	S	Opponent	Score	
						91 A Virginia	65 85	119 A Liberty			40 51	
								119 H Liberty			49 59	
								122 H UNC Asheville			50 58	
								200 A Radford			40 55	
								200 H Radford			50 61	
								210 A Gardner-Webb			55 63	
								210 H Gardner-Webb			66 63	
								213 A Presbyterian			37 52	
								213 H Presbyterian			49 63	
								217 A Col. of Charleston			66 81	
								247 A High Point			64 62	
								248 A Clemson			36 43	
								276 A Coastal Caro.			40 61	
								276 H Coastal Caro.			62 73	
								278 A Ga. Southern			51 64	
								284 H Campbell			65 57	
								306 H Wofford			74 64	
								309 H Western Caro.			80 59	
								318 A Winthrop			58 50	
								318 H Winthrop			54 51	
								320 A Longwood			63 54	
								320 H Longwood			66 58	
LAST 12 Division I GAMES:												
210	H	Gardner-Webb	66 63	318	A	Winthrop	58 50					
276	A	Coastal Caro.	40 61	284	H	Campbell	65 57					
200	H	Radford	50 61	200	A	Radford	40 55					
213	A	Presbyterian	37 52	276	H	Coastal Caro.	62 73					
320	H	Longwood	66 58	210	A	Gardner-Webb	55 63					
119	H	Liberty	49 59	122	H	UNC Asheville	50 58					

Non-Div I Games: Paine 69 62 Columbia Int'l 67 35 Warner 73 53

Charleston So.

Loss, Non-Conf, S Site, H Home A Away N Neutral

Average RPI Win: <b>187</b>	WON-LOST	WINNING	LAST 10	STRENGTH OF	OPP. STRENGTH	TEAM	ADJ.	CONF.	ADJ CONF.
Average RPI Loss: <b>83</b>	RECORD	PCT. RANK	GAMES	SCHEDULE	OF SCHEDULE	RPI	RPI	RPI	RPI
DIV. I ONLY	16- 9	93	7- 3	83	126	79	79	11	11
DIV. I NON-CONF.	7- 4	110	0- 0	78	150	82	82	10	10
TOTALS	RPI 1-25	RPI 26-50	W-L RECORDS	RPI 51-100	RPI 101-150	RPI 150+			
16- 9	0- 0	0- 3	OVERALL	2- 3	5- 3	9- 0			
10- 2	0- 0	0- 1	HOME	2- 0	2- 1	6- 0			
5- 7	0- 0	0- 2	AWAY	0- 3	2- 2	3- 0			
1- 0	0- 0	0- 0	NEUTRAL	0- 0	1- 0	0- 0			
7- 4	0- 0	0- 3	NON-CONFERENCE	1- 1	2- 0	4- 0			
4- 1	0- 0	0- 1	HOME	1- 0	0- 0	3- 0			
2- 3	0- 0	0- 2	AWAY	0- 1	1- 0	1- 0			
1- 0	0- 0	0- 0	NEUTRAL	0- 0	1- 0	0- 0			
9- 5	0- 0	0- 0	CONFERENCE	1- 2	3- 3	5- 0			
6- 1	0- 0	0- 0	HOME	1- 0	2- 1	3- 0			
3- 4	0- 0	0- 0	AWAY	0- 2	1- 2	2- 0			
0- 0	0- 0	0- 0	NEUTRAL	0- 0	0- 0	0- 0			

RPI 1-25			RPI 26-50			RPI 51-100			Team's RPI: 79			RPI 101+			
RPI	S	Opponent	Score	RPI	S	Opponent	Score	RPI	S	Opponent	Score	RPI	S	Opponent	Score
28	H	Miami (FL)	70 77	51	A	Western Ky.	66 77	111	N	Mercer	72 62				
33	A	Missouri	71 88	51	H	Western Ky.	81 72	139	A	UAB	57 75				
46	A	North Carolina St.	65 72	73	H	Ball St.	72 66	145	A	Old Dominion	85 94				
				76	A	Middle Tenn.	67 72	145	H	Old Dominion	59 71				
				87	A	Elon	83 90	147	A	Davidson	99 88				
								149	H	Southern Miss.	80 59				
								150	A	Marshall	64 61				
								150	H	Marshall	87 77				
								171	H	Louisiana Tech	63 58				
								188	H	Fla. Atlantic	85 79				
								217	H	Col. of Charleston	89 61				
								221	H	Robert Morris	94 73				
								223	A	North Texas	82 70				
								224	A	Rice	69 58				
								269	A	Georgia St.	83 71				
								300	H	FIU	87 74				
								349	H	N.C. Central	67 52				
LAST 12 Division I GAMES:															
51	H	Western Ky.	81 72	300	H	FIU	87 74								
150	H	Marshall	87 77	51	A	Western Ky.	66 77								
223	A	North Texas	82 70	150	A	Marshall	64 61								
224	A	Rice	69 58	139	A	UAB	57 75								
145	A	Old Dominion	85 94	76	A	Middle Tenn.	67 72								
188	H	Fla. Atlantic	85 79	171	H	Louisiana Tech	63 58								

Non-Div I Games:

Charlotte

■ Loss, 
 ■ Non-Conf, S Site, 
 ■ Home 
 ■ Away 
 N Neutral

## Chattanooga

Through Games Of Feb. 20, 2016

Average RPI Win:	195	WON-LOST	WINNING	LAST 10	STRENGTH OF	OPP. STRENGTH	TEAM	ADJ.	CONF.	ADJ CONF.
Average RPI Loss:	48	RECORD	PCT. RANK	GAMES	SCHEDULE	OF SCHEDULE	RPI	RPI	RPI	RPI
DIV. I ONLY	20- 7	50	8- 2	94	119	53	53	17	17	
DIV. I NON-CONF.	9- 5	108	0- 0	20	19	40	40	15	15	
TOTALS	RPI 1-25	RPI 26-50	W-L RECORDS	RPI 51-100	RPI 101-150	RPI 150+				
20- 7	0- 3	1- 2	OVERALL	2- 0	4- 2	13- 0				
13- 1	0- 1	1- 0	HOME	2- 0	4- 0	6- 0				
6- 6	0- 2	0- 2	AWAY	0- 0	0- 2	6- 0				
1- 0	0- 0	0- 0	NEUTRAL	0- 0	0- 0	1- 0				
9- 5	0- 3	1- 2	NON-CONFERENCE	2- 0	2- 0	4- 0				
7- 1	0- 1	1- 0	HOME	2- 0	2- 0	2- 0				
1- 4	0- 2	0- 2	AWAY	0- 0	0- 0	1- 0				
1- 0	0- 0	0- 0	NEUTRAL	0- 0	0- 0	1- 0				
11- 2	0- 0	0- 0	CONFERENCE	0- 0	2- 2	9- 0				
6- 0	0- 0	0- 0	HOME	0- 0	2- 0	4- 0				
5- 2	0- 0	0- 0	AWAY	0- 0	0- 2	5- 0				
0- 0	0- 0	0- 0	NEUTRAL	0- 0	0- 0	0- 0				

RPI 1-25				RPI 26-50				RPI 51-100				RPI 101+			
RPI	S	Opponent	Score	RPI	S	Opponent	Score	RPI	S	Opponent	Score	RPI	S	Opponent	Score
3	H	UConn	31 79	42	A	South Fla.	33 61	88	H	UT Martin	61 46	103	H	Harvard	62 58
10	A	Stanford	30 73	43	A	Indiana	43 54	99	H	Belmont	62 53	111	A	Mercer	44 67
18	A	Tennessee	57 59	44	H	Arkansas St.	55 54					111	H	Mercer	67 45
												112	A	Samford	43 48
												112	H	Samford	53 30
												149	H	Southern Miss.	53 48
												156	A	ETSU	65 57
												161	N	East Carolina	72 61
												163	H	McNeese St.	68 53
												199	H	Butler	60 49
												222	A	Furman	56 50
												222	H	Furman	61 46
												252	A	UNCW	61 33
												297	A	UNCG	74 53
												297	H	UNCG	72 61
												306	A	Wofford	53 40
												306	H	Wofford	65 48
												309	A	Western Caro.	65 51
												309	H	Western Caro.	77 59
LAST 12 Division I GAMES:															
111	H	Mercer	67 45	156	A	ETSU	65 57								
112	H	Samford	53 30	112	A	Samford	43 48								
309	A	Western Caro.	65 51	111	A	Mercer	44 67								
297	A	UNCG	74 53	297	H	UNCG	72 61								
306	H	Wofford	65 48	309	H	Western Caro.	77 59								
222	H	Furman	61 46	222	A	Furman	56 50								

Non-Div I Games:

Chattanooga

■ Loss, 
■ Non-Conf, S Site, 
■ Home 
■ Away 
N Neutral



Average RPI Win:	290	WON-LOST	WINNING	LAST 10	STRENGTH OF	OPP. STRENGTH	TEAM	ADJ.	CONF.	ADJ CONF.
Average RPI Loss:	198	RECORD	PCT. RANK	GAMES	SCHEDULE	OF SCHEDULE	RPI	RPI	RPI	RPI
DIV. I ONLY	4- 22	328	2- 8	297	257	340	340	25	25	
DIV. I NON-CONF.	2- 12	311	0- 0	298	263	339	339	25	25	
TOTALS	RPI 1-25	RPI 26-50	W-L RECORDS	RPI 51-100	RPI 101-150	RPI 150+				
4- 22	0- 1	0- 1	OVERALL	0- 2	0- 1	4- 17				
3- 11	0- 0	0- 1	HOME	0- 1	0- 0	3- 9				
1- 11	0- 1	0- 0	AWAY	0- 1	0- 1	1- 8				
0- 0	0- 0	0- 0	NEUTRAL	0- 0	0- 0	0- 0				
2- 12	0- 1	0- 1	NON-CONFERENCE	0- 0	0- 1	2- 9				
1- 6	0- 0	0- 1	HOME	0- 0	0- 0	1- 5				
1- 6	0- 1	0- 0	AWAY	0- 0	0- 1	1- 4				
0- 0	0- 0	0- 0	NEUTRAL	0- 0	0- 0	0- 0				
2- 10	0- 0	0- 0	CONFERENCE	0- 2	0- 0	2- 8				
2- 5	0- 0	0- 0	HOME	0- 1	0- 0	2- 4				
0- 5	0- 0	0- 0	AWAY	0- 1	0- 0	0- 4				
0- 0	0- 0	0- 0	NEUTRAL	0- 0	0- 0	0- 0				

RPI 1-25				RPI 26-50				RPI 51-100				RPI 101+ Team's RPI: 340			
RPI	S	Opponent	Score	RPI	S	Opponent	Score	RPI	S	Opponent	Score	RPI	S	Opponent	Score
22	A	DePaul	42 88	49	H	Kansas St.	54 63	95	A	New Mexico St.	63 76	118	A	Western Mich.	56 65
								95	H	New Mexico St.	60 70	154	A	Illinois	36 67
												172	H	Milwaukee	48 55
												205	H	Oakland	51 74
												207	A	Utah Valley	46 74
												207	H	Utah Valley	62 69
												208	H	UTRGV	56 64
												218	H	Ill.-Chicago	47 51
												226	A	Grand Canyon	36 74
												226	H	Grand Canyon	60 65
												227	A	Western Ill.	50 88
												240	A	CSU Bakersfield	43 76
												240	H	CSU Bakersfield	61 74
												255	A	Seattle	45 59
												255	H	Seattle	57 49
												258	H	Northern Ill.	50 68
												299	A	Jackson St.	76 59
												302	H	UMKC	77 72
												304	H	Morehead St.	75 71
												307	H	Bradley	60 66
												316	A	Illinois St.	53 57
												317	A	IPFW	51 62
LAST 12 Division I GAMES:															
226	H	Grand Canyon	60 65	207	A	Utah Valley	46 74								
207	H	Utah Valley	62 69	226	A	Grand Canyon	36 74								
95	A	New Mexico St.	63 76	95	H	New Mexico St.	60 70								
240	H	CSU Bakersfield	61 74	208	H	UTRGV	56 64								
255	H	Seattle	57 49	255	A	Seattle	45 59								
302	H	UMKC	77 72	240	A	CSU Bakersfield	43 76								

Non-Div I Games:

Chicago St.

■ Loss, 
■ Non-Conf, 
■ S Site, 
■ H Home 
■ A Away 
N Neutral

Average RPI Win:	252	WON-LOST	WINNING	LAST 10	STRENGTH OF	OPP. STRENGTH	TEAM	ADJ.	CONF.	ADJ CONF.
Average RPI Loss:	82	RECORD	PCT. RANK	GAMES	SCHEDULE	OF SCHEDULE	RPI	RPI	RPI	RPI
DIV. I ONLY	8- 18	272	2- 8	75	75	195	195	9	9	
DIV. I NON-CONF.	4- 7	222	0- 0	28	87	169	169	7	7	
TOTALS	RPI 1-25	RPI 26-50	W-L RECORDS	RPI 51-100	RPI 101-150	RPI 150+				
8- 18	0- 6	0- 2	OVERALL	0- 3	1- 3	7- 4				
5- 8	0- 2	0- 1	HOME	0- 2	1- 1	4- 2				
3- 8	0- 2	0- 1	AWAY	0- 1	0- 2	3- 2				
0- 2	0- 2	0- 0	NEUTRAL	0- 0	0- 0	0- 0				
4- 7	0- 4	0- 0	NON-CONFERENCE	0- 1	1- 1	3- 1				
4- 2	0- 1	0- 0	HOME	0- 1	1- 0	3- 0				
0- 3	0- 1	0- 0	AWAY	0- 0	0- 1	0- 1				
0- 2	0- 2	0- 0	NEUTRAL	0- 0	0- 0	0- 0				
4- 11	0- 2	0- 2	CONFERENCE	0- 2	0- 2	4- 3				
1- 6	0- 1	0- 1	HOME	0- 1	0- 1	1- 2				
3- 5	0- 1	0- 1	AWAY	0- 1	0- 1	3- 1				
0- 0	0- 0	0- 0	NEUTRAL	0- 0	0- 0	0- 0				

RPI	S	Opponent	Score	RPI	S	Opponent	Score	RPI	S	Opponent	Score	RPI	S	Opponent	Score	Team's RPI: 195
3	A	UConn	34 88	42	A	South Fla.	49 82	69	A	Temple	51 74	106	A	Memphis	51 54	
3	H	UConn	45 107	42	H	South Fla.	51 78	69	H	Temple	49 74	106	H	Memphis	47 64	
4	N	Baylor	34 72					88	H	UT Martin	57 63	142	A	Xavier	56 65	
5	H	Ohio St.	76 105									146	H	Northern Ky.	71 68	
23	A	Georgia	42 60									157	A	Detroit	68 77	
25	N	Michigan St.	63 103									161	A	East Carolina	60 63	
												170	H	SMU	55 73	
												189	A	Tulsa	55 53	
												254	H	Bowling Green	54 51	
												256	H	Saint Francis (PA)	93 86	
												266	A	UCF	68 50	
												266	H	UCF	60 80	
												280	A	Houston	67 61	
												280	H	Houston	56 50	
												341	H	Eastern Ill.	70 57	
LAST 12 Division I GAMES:																
280	A	Houston	67 61	280	H	Houston	56 50									
3	A	UConn	34 88	170	H	SMU	55 73									
42	H	South Fla.	51 78	161	A	East Carolina	60 63									
69	H	Temple	49 74	266	H	UCF	60 80									
106	A	Memphis	51 54	189	A	Tulsa	55 53									
42	A	South Fla.	49 82	69	A	Temple	51 74									

Non-Div I Games:

Cincinnati

Average RPI Win:	251	WON-LOST	WINNING	LAST 10	STRENGTH OF	OPP. STRENGTH	TEAM	ADJ.	CONF.	ADJ CONF.
Average RPI Loss:	107	RECORD	PCT. RANK	GAMES	SCHEDULE	OF SCHEDULE	RPI	RPI	RPI	RPI
DIV. I ONLY	4- 22	328	0- 10	45	100	248	248	4	4	
DIV. I NON-CONF.	4- 9	245	0- 0	111	329	245	245	5	5	
TOTALS	RPI 1-25	RPI 26-50	W-L RECORDS	RPI 51-100	RPI 101-150	RPI 150+				
4- 22	0- 5	0- 2	OVERALL	0- 4	1- 6	3- 5				
3- 11	0- 2	0- 2	HOME	0- 1	1- 3	2- 3				
1- 9	0- 3	0- 0	AWAY	0- 3	0- 2	1- 1				
0- 2	0- 0	0- 0	NEUTRAL	0- 0	0- 1	0- 1				
4- 9	0- 1	0- 0	NON-CONFERENCE	0- 2	1- 1	3- 5				
3- 4	0- 1	0- 0	HOME	0- 0	1- 0	2- 3				
1- 3	0- 0	0- 0	AWAY	0- 2	0- 0	1- 1				
0- 2	0- 0	0- 0	NEUTRAL	0- 0	0- 1	0- 1				
0- 13	0- 4	0- 2	CONFERENCE	0- 2	0- 5	0- 0				
0- 7	0- 1	0- 2	HOME	0- 1	0- 3	0- 0				
0- 6	0- 3	0- 0	AWAY	0- 1	0- 2	0- 0				
0- 0	0- 0	0- 0	NEUTRAL	0- 0	0- 0	0- 0				

RPI 1-25				RPI 26-50				RPI 51-100				RPI 101+ Team's RPI: 248			
RPI	S	Opponent	Score	RPI	S	Opponent	Score	RPI	S	Opponent	Score	RPI	S	Opponent	Score
2	H	South Carolina	41 67	28	H	Miami (FL)	49 83	65	A	Oregon	56 69	113	H	Wake Forest	45 55
13	A	Florida St.	56 75	47	H	Duke	43 72	72	A	Maine	42 75	114	H	Boston College	64 67
13	H	Florida St.	40 85					86	A	Georgia Tech	48 77	117	A	North Carolina	56 72
16	A	Syracuse	62 83					86	H	Georgia Tech	63 76	120	H	Pittsburgh	56 59
17	A	Louisville	33 75									121	A	Virginia Tech	49 79
												122	H	UNC Asheville	67 49
												141	N	Buffalo	51 61
												199	N	Butler	50 54
												203	H	William & Mary	41 58
												222	A	Furman	49 70
												273	A	Tennessee Tech	71 53
												276	H	Coastal Caro.	47 63
												289	H	Florida A&M	68 77
												301	H	Charleston So.	43 36
												308	H	South Carolina St.	63 54
LAST 12 Division I GAMES:															
114	H	Boston College	64 67	17	A	Louisville	33 75								
86	A	Georgia Tech	48 77	86	H	Georgia Tech	63 76								
113	H	Wake Forest	45 55	47	H	Duke	43 72								
13	A	Florida St.	56 75	121	A	Virginia Tech	49 79								
16	A	Syracuse	62 83	13	H	Florida St.	40 85								
120	H	Pittsburgh	56 59	28	H	Miami (FL)	49 83								

Non-Div I Games:

Clemson

■ Loss, 
 ■ Non-Conf, S Site, 
 ■ Home 
 ■ Away 
 N Neutral

Average RPI Win:	225	WON-LOST	WINNING	LAST 10	STRENGTH OF	OPP. STRENGTH	TEAM	ADJ.	CONF.	ADJ CONF.
Average RPI Loss:	161	RECORD	PCT. RANK	GAMES	SCHEDULE	OF SCHEDULE	RPI	RPI	RPI	RPI
DIV. I ONLY	6- 18	294	2- 4	156	200	277	277	14	14	
DIV. I NON-CONF.	3- 7	248	0- 1	319	272	319	319	16	16	
TOTALS	RPI 1-25	RPI 26-50	W-L RECORDS	RPI 51-100	RPI 101-150	RPI 150+				
6- 18	0- 0	0- 2	OVERALL	0- 4	2- 2	4- 10				
4- 7	0- 0	0- 1	HOME	0- 1	1- 2	3- 3				
2- 9	0- 0	0- 1	AWAY	0- 2	1- 0	1- 6				
0- 2	0- 0	0- 0	NEUTRAL	0- 1	0- 0	0- 1				
3- 7	0- 0	0- 0	NON-CONFERENCE	0- 4	0- 0	3- 3				
2- 2	0- 0	0- 0	HOME	0- 1	0- 0	2- 1				
1- 3	0- 0	0- 0	AWAY	0- 2	0- 0	1- 1				
0- 2	0- 0	0- 0	NEUTRAL	0- 1	0- 0	0- 1				
3- 11	0- 0	0- 2	CONFERENCE	0- 0	2- 2	1- 7				
2- 5	0- 0	0- 1	HOME	0- 0	1- 2	1- 2				
1- 6	0- 0	0- 1	AWAY	0- 0	1- 0	0- 5				
0- 0	0- 0	0- 0	NEUTRAL	0- 0	0- 0	0- 0				

RPI	S	Opponent	Score	RPI	S	Opponent	Score	RPI	S	Opponent	Score	RPI	S	Opponent	Score	Team's RPI: 277
26	A	Green Bay	53 71	57	N	Saint Louis	65 76	104	H	Wright St.	65 93	132	A	Youngstown St.	53 43	
26	H	Green Bay	45 66	93	H	Bucknell	57 59	132	H	Youngstown St.	75 68	146	H	Northern Ky.	51 83	
				98	A	Toledo	53 66	157	A	Detroit	68 82	157	H	Detroit	60 66	
				99	A	Belmont	58 76	172	A	Milwaukee	58 59	172	H	Milwaukee	46 62	
								205	A	Oakland	69 79	205	H	Oakland	88 75	
								218	A	Ill.-Chicago	62 80	243	A	Valparaiso	59 66	
								254	H	Bowling Green	69 48	297	N	UNCG	51 55	
								300	H	FIU	64 57	305	A	Niagara	72 73	
								324	A	Kent St.	60 49	329	H	Evansville	63 72	
LAST 12 Division I GAMES:																
297	N	UNCG	51 55	104	H	Wright St.	65 93	146	H	Northern Ky.	51 83	218	A	Ill.-Chicago	62 80	
132	A	Youngstown St.	53 43	243	A	Valparaiso	59 66	132	H	Youngstown St.	75 68	172	H	Milwaukee	46 62	
26	A	Green Bay	53 71													
172	A	Milwaukee	58 59													
205	H	Oakland	88 75													
157	H	Detroit	60 66													

Non-Div I Games:

Cleveland St.

Average RPI Win:	247	WON-LOST	WINNING	LAST 10	STRENGTH OF	OPP. STRENGTH	TEAM	ADJ.	CONF.	ADJ CONF.
Average RPI Loss:	206	RECORD	PCT. RANK	GAMES	SCHEDULE	OF SCHEDULE	RPI	RPI	RPI	RPI
DIV. I ONLY	7- 15	270	4- 6	240	314	276	276	28	28	
DIV. I NON-CONF.	2- 4	234	0- 0	254	258	261	261	29	29	
TOTALS	RPI 1-25	RPI 26-50	W-L RECORDS	RPI 51-100	RPI 101-150	RPI 150+				
7- 15	0- 0	0- 0	OVERALL	0- 1	1- 4	6- 10				
3- 5	0- 0	0- 0	HOME	0- 0	0- 2	3- 3				
4- 7	0- 0	0- 0	AWAY	0- 0	1- 1	3- 6				
0- 3	0- 0	0- 0	NEUTRAL	0- 1	0- 1	0- 1				
2- 4	0- 0	0- 0	NON-CONFERENCE	0- 1	0- 1	2- 2				
1- 0	0- 0	0- 0	HOME	0- 0	0- 0	1- 0				
1- 1	0- 0	0- 0	AWAY	0- 0	0- 0	1- 1				
0- 3	0- 0	0- 0	NEUTRAL	0- 1	0- 1	0- 1				
5- 11	0- 0	0- 0	CONFERENCE	0- 0	1- 3	4- 8				
2- 5	0- 0	0- 0	HOME	0- 0	0- 2	2- 3				
3- 6	0- 0	0- 0	AWAY	0- 0	1- 1	2- 5				
0- 0	0- 0	0- 0	NEUTRAL	0- 0	0- 0	0- 0				

RPI 1-25			RPI 26-50			RPI 51-100			RPI 101+			Team's RPI: 276
RPI	S	Opponent	Score	RPI	S	Opponent	Score	RPI	S	Opponent	Score	
						71 N Hofstra	40 82			113 N Wake Forest	52 81	
										119 A Liberty	58 51	
										119 H Liberty	63 65	
										122 A UNC Asheville	69 77	
										122 H UNC Asheville	52 63	
										200 A Radford	45 61	
										200 H Radford	36 49	
										210 A Gardner-Webb	59 56	
										213 A Presbyterian	42 66	
										228 N Sacred Heart	62 71	
										247 A High Point	52 53	
										247 H High Point	79 53	
										248 A Clemson	63 47	
										256 A Saint Francis (PA)	74 106	
										284 A Campbell	52 73	
										284 H Campbell	70 83	
										301 A Charleston So.	73 62	
										301 H Charleston So.	61 40	
										306 H Wofford	83 69	
										318 A Winthrop	43 52	
										320 H Longwood	48 56	
LAST 12 Division I GAMES:												
						119 A Liberty	58 51			284 A Campbell	52 73	
						301 H Charleston So.	61 40			213 A Presbyterian	42 66	
						318 A Winthrop	43 52			119 H Liberty	63 65	
						247 H High Point	79 53			301 A Charleston So.	73 62	
						122 A UNC Asheville	69 77			247 A High Point	52 53	
						200 H Radford	36 49			320 H Longwood	48 56	

Non-Div I Games: Allen 86 45 Warren Wilson 100 49 Mid-Atlantic Christ105 15

Coastal Caro.

Loss, Non-Conf, S Site, H Home A Away N Neutral

Average RPI Win:	245	WON-LOST	WINNING	LAST 10	STRENGTH OF	OPP. STRENGTH	TEAM	ADJ.	CONF.	ADJ CONF.
Average RPI Loss:	114	RECORD	PCT. RANK	GAMES	SCHEDULE	OF SCHEDULE	RPI	RPI	RPI	RPI
DIV. I ONLY	9- 15	244	4- 6	141	173	217	217	13	13	
DIV. I NON-CONF.	5- 6	180	0- 0	118	253	181	181	12	12	
TOTALS	RPI 1-25	RPI 26-50	W-L RECORDS	RPI 51-100	RPI 101-150	RPI 150+				
9- 15	0- 1	0- 1	OVERALL	1- 6	0- 3	8- 4				
6- 6	0- 1	0- 0	HOME	1- 3	0- 0	5- 2				
3- 9	0- 0	0- 1	AWAY	0- 3	0- 3	3- 2				
0- 0	0- 0	0- 0	NEUTRAL	0- 0	0- 0	0- 0				
5- 6	0- 1	0- 0	NON-CONFERENCE	0- 2	0- 3	5- 0				
4- 2	0- 1	0- 0	HOME	0- 1	0- 0	4- 0				
1- 4	0- 0	0- 0	AWAY	0- 1	0- 3	1- 0				
0- 0	0- 0	0- 0	NEUTRAL	0- 0	0- 0	0- 0				
4- 9	0- 0	0- 1	CONFERENCE	1- 4	0- 0	3- 4				
2- 4	0- 0	0- 0	HOME	1- 2	0- 0	1- 2				
2- 5	0- 0	0- 1	AWAY	0- 2	0- 0	2- 2				
0- 0	0- 0	0- 0	NEUTRAL	0- 0	0- 0	0- 0				

RPI 1-25				RPI 26-50				RPI 51-100				RPI 101+ Team's RPI: 217			
RPI	S	Opponent	Score	RPI	S	Opponent	Score	RPI	S	Opponent	Score	RPI	S	Opponent	Score
17	H	Louisville	67 71	34	A	James Madison	61 83	51	H	Western Ky.	44 78	111	A	Mercer	58 66
								71	H	Hofstra	58 62	121	A	Virginia Tech	47 81
								79	A	Charlotte	61 89	144	A	Boise St.	38 61
								87	A	Elon	41 52	159	H	Northeastern	49 52
								87	H	Elon	38 54	182	A	Delaware	55 72
								94	A	Drexel	54 66	182	H	Delaware	47 63
								94	H	Drexel	49 46	197	A	Weber St.	50 42
												203	A	William & Mary	55 51
												252	A	UNCW	64 53
												272	H	Appalachian St.	60 50
												280	H	Houston	55 48
												287	A	Towson	51 62
												287	H	Towson	67 55
												301	H	Charleston So.	81 66
												318	H	Winthrop	77 63
LAST 12 Division I GAMES:															
87	H	Elon	38 54	203	A	William & Mary	55 51	87	A	Elon	41 52				
287	A	Towson	51 62	252	A	UNCW	64 53	71	H	Hofstra	58 62				
182	A	Delaware	55 72	182	H	Delaware	47 63	34	A	James Madison	61 83				
94	H	Drexel	49 46												
159	H	Northeastern	49 52												
287	H	Towson	67 55												

Non-Div I Games:

Col. of Charleston

■ Loss, 
 ■ Non-Conf, 
 S Site, 
 ■ Home 
 ■ Away 
 N Neutral

Average RPI Win: <b>304</b>	WON-LOST	WINNING	LAST 10	STRENGTH OF	OPP. STRENGTH	TEAM	ADJ.	CONF.	ADJ CONF.
Average RPI Loss: <b>178</b>	RECORD	PCT. RANK	GAMES	SCHEDULE	OF SCHEDULE	RPI	RPI	RPI	RPI
DIV. I ONLY	4- 20	320	1- 9	200	269	303	303	26	26
DIV. I NON-CONF.	2- 8	290	0- 0	130	209	262	262	28	28
TOTALS	RPI 1-25	RPI 26-50	W-L RECORDS	RPI 51-100	RPI 101-150	RPI 150+			
4- 20	0- 2	0- 1	OVERALL	0- 4	0- 1	4- 12			
1- 11	0- 1	0- 1	HOME	0- 2	0- 1	1- 6			
3- 9	0- 1	0- 0	AWAY	0- 2	0- 0	3- 6			
0- 0	0- 0	0- 0	NEUTRAL	0- 0	0- 0	0- 0			
2- 8	0- 2	0- 1	NON-CONFERENCE	0- 0	0- 1	2- 4			
1- 4	0- 1	0- 1	HOME	0- 0	0- 1	1- 1			
1- 4	0- 1	0- 0	AWAY	0- 0	0- 0	1- 3			
0- 0	0- 0	0- 0	NEUTRAL	0- 0	0- 0	0- 0			
2- 12	0- 0	0- 0	CONFERENCE	0- 4	0- 0	2- 8			
0- 7	0- 0	0- 0	HOME	0- 2	0- 0	0- 5			
2- 5	0- 0	0- 0	AWAY	0- 2	0- 0	2- 3			
0- 0	0- 0	0- 0	NEUTRAL	0- 0	0- 0	0- 0			

RPI 1-25				RPI 26-50				RPI 51-100				RPI 101+ Team's RPI: 303			
RPI	S	Opponent	Score	RPI	S	Opponent	Score	RPI	S	Opponent	Score	RPI	S	Opponent	Score
3	H	UConn	50 <b>94</b>	36	H	St. Bonaventure	38 <b>62</b>	66	A	Army West Point	55 <b>67</b>	107	H	Gonzaga	50 <b>80</b>
22	A	DePaul	46 <b>96</b>					66	H	Army West Point	55 <b>78</b>	173	A	Cornell	60 <b>73</b>
								93	A	Bucknell	60 <b>79</b>	219	H	Siena	52 50
								93	H	Bucknell	51 <b>71</b>	230	A	Navy	41 <b>51</b>
												230	H	Navy	58 <b>62</b>
												239	A	Holy Cross	61 <b>70</b>
												239	H	Holy Cross	71 <b>80</b>
												244	A	Binghamton	56 <b>63</b>
												251	H	Loyola Maryland	49 <b>65</b>
												267	H	Monmouth	80 <b>86</b>
												270	A	American	56 <b>64</b>
												270	H	American	37 <b>49</b>
												324	A	Kent St.	71 <b>76</b>
												325	A	Lafayette	72 59
												327	A	LIU Brooklyn	63 53
												345	A	Boston U.	72 63
												345	H	Boston U.	58 <b>71</b>
LAST 12 Division I GAMES:															
345	H	Boston U.	58 <b>71</b>	251	H	Loyola Maryland	49 <b>65</b>								
93	A	Bucknell	60 <b>79</b>	345	A	Boston U.	72 63								
66	H	Army West Point	55 <b>78</b>	93	H	Bucknell	51 <b>71</b>								
230	H	Navy	58 <b>62</b>	66	A	Army West Point	55 <b>67</b>								
239	A	Holy Cross	61 <b>70</b>	230	A	Navy	41 <b>51</b>								
270	A	American	56 <b>64</b>	239	H	Holy Cross	71 <b>80</b>								

Non-Div I Games:

Colgate

■ Loss, 
■ Non-Conf, 
■ S Site, 
■ H Home 
■ A Away 
N Neutral

Average RPI Win:	196	WON-LOST	WINNING	LAST 10	STRENGTH OF	OPP. STRENGTH	TEAM	ADJ.	CONF.	ADJ CONF.
Average RPI Loss:	57	RECORD	PCT. RANK	GAMES	SCHEDULE	OF SCHEDULE	RPI	RPI	RPI	RPI
DIV. I ONLY	6- 20	303	1- 9	8	20	176	176	1	1	
DIV. I NON-CONF.	5- 6	180	0- 0	69	117	164	164	1	1	
TOTALS	RPI 1-25	RPI 26-50	W-L RECORDS	RPI 51-100	RPI 101-150	RPI 150+				
6- 20	0- 8	1- 3	OVERALL	0- 6	0- 2	5- 1				
6- 9	0- 4	1- 2	HOME	0- 3	0- 0	5- 0				
0- 11	0- 4	0- 1	AWAY	0- 3	0- 2	0- 1				
0- 0	0- 0	0- 0	NEUTRAL	0- 0	0- 0	0- 0				
5- 6	0- 2	0- 2	NON-CONFERENCE	0- 0	0- 1	5- 1				
5- 2	0- 1	0- 1	HOME	0- 0	0- 0	5- 0				
0- 4	0- 1	0- 1	AWAY	0- 0	0- 1	0- 1				
0- 0	0- 0	0- 0	NEUTRAL	0- 0	0- 0	0- 0				
1- 14	0- 6	1- 1	CONFERENCE	0- 6	0- 1	0- 0				
1- 7	0- 3	1- 1	HOME	0- 3	0- 0	0- 0				
0- 7	0- 3	0- 0	AWAY	0- 3	0- 1	0- 0				
0- 0	0- 0	0- 0	NEUTRAL	0- 0	0- 0	0- 0				

RPI S Opponent	Score	RPI S Opponent	Score	RPI S Opponent	Score	RPI S Opponent	Score	Team's RPI: 176
7 H UCLA	64 82	29 H Washington	74 76	65 A Oregon	70 77	124 A Arizona	52 63	
8 A Oregon St.	50 73	33 H Missouri	75 79	65 H Oregon	46 59	136 A Long Beach St.	42 59	
8 H Oregon St.	47 61	40 H Southern California	66 63	74 A Utah	55 71	175 H Northern Colo.	63 41	
9 A Arizona St.	37 64	45 A Colorado St.	63 64	74 H Utah	68 76	213 H Presbyterian	72 60	
10 A Stanford	56 71			77 H Washington St.	66 74	232 H Massachusetts	90 63	
10 H Stanford	49 80			84 A California	35 64	238 A Wyoming	68 77	
14 A Kentucky	61 86					242 H Loyola Marymount	92 81	
20 H Florida	61 83					275 H Northern Ariz.	90 66	
LAST 12 Division I GAMES:								
10 H Stanford	49 80	7 H UCLA	64 82					
65 A Oregon	70 77	8 H Oregon St.	47 61					
8 A Oregon St.	50 73	65 H Oregon	46 59					
74 H Utah	68 76	124 A Arizona	52 63					
74 A Utah	55 71	9 A Arizona St.	37 64					
40 H Southern California	66 63	10 A Stanford	56 71					

Non-Div I Games:

Colorado

■ Loss, 
 ■ Non-Conf, S Site, 
 ■ Home 
 ■ Away 
 N Neutral



Average RPI Win:	218	WON-LOST	WINNING	LAST 10	STRENGTH OF	OPP. STRENGTH	TEAM	ADJ.	CONF.	ADJ CONF.
Average RPI Loss:	31	RECORD	PCT. RANK	GAMES	SCHEDULE	OF SCHEDULE	RPI	RPI	RPI	RPI
DIV. I ONLY	22- 1	5	10- 0	237	193	45	45	19	19	
DIV. I NON-CONF.	8- 1	23	0- 0	193	158	42	42	20	20	
TOTALS	RPI 1-25	RPI 26-50	W-L RECORDS	RPI 51-100	RPI 101-150	RPI 150+				
22- 1	1- 0	0- 1	OVERALL	0- 0	2- 0	19- 0				
11- 0	1- 0	0- 0	HOME	0- 0	1- 0	9- 0				
10- 1	0- 0	0- 1	AWAY	0- 0	1- 0	9- 0				
1- 0	0- 0	0- 0	NEUTRAL	0- 0	0- 0	1- 0				
8- 1	1- 0	0- 1	NON-CONFERENCE	0- 0	0- 0	7- 0				
4- 0	1- 0	0- 0	HOME	0- 0	0- 0	3- 0				
3- 1	0- 0	0- 1	AWAY	0- 0	0- 0	3- 0				
1- 0	0- 0	0- 0	NEUTRAL	0- 0	0- 0	1- 0				
14- 0	0- 0	0- 0	CONFERENCE	0- 0	2- 0	12- 0				
7- 0	0- 0	0- 0	HOME	0- 0	1- 0	6- 0				
7- 0	0- 0	0- 0	AWAY	0- 0	1- 0	6- 0				
0- 0	0- 0	0- 0	NEUTRAL	0- 0	0- 0	0- 0				

RPI 1-25				RPI 26-50				Team's RPI: 45	RPI 51-100				RPI 101+			
RPI	S	Opponent	Score	RPI	S	Opponent	Score		RPI	S	Opponent	Score	RPI	S	Opponent	Score
12	H	BYU	61 55	31	A	Penn	48 49						144	A	Boise St.	83 51
													144	H	Boise St.	68 64
													175	A	Northern Colo.	62 46
													176	H	Colorado	64 63
													191	H	Montana	75 43
													196	A	San Jose St.	80 78
													196	H	San Jose St.	76 54
													202	A	Utah St.	69 49
													202	H	Utah St.	91 64
													211	A	UNLV	64 56
													211	H	UNLV	83 52
													230	A	Navy	82 73
													233	N	Morgan St.	54 36
													238	A	Wyoming	62 57
													238	H	Wyoming	63 42
													250	A	San Diego St.	60 57
													250	H	San Diego St.	70 54
													296	A	Denver	74 46
													323	A	Nevada	64 37
													330	H	Incarnate Word	60 37
													344	H	Air Force	71 47
LAST 12 Division I GAMES:																
238	A	Wyoming	62 57	238	H	Wyoming	63 42									
202	H	Utah St.	91 64	196	A	San Jose St.	80 78									
211	H	UNLV	83 52	344	H	Air Force	71 47									
144	A	Boise St.	83 51	202	A	Utah St.	69 49									
323	A	Nevada	64 37	250	A	San Diego St.	60 57									
250	H	San Diego St.	70 54	196	H	San Jose St.	76 54									

Non-Div I Games: Okla. Panhandle 90 45 Western St. 84 42

Colorado St.

Loss, Non-Conf, S Site, H Home A Away N Neutral

Average RPI Win: <b>273</b>	WON-LOST	WINNING	LAST 10	STRENGTH OF	OPP. STRENGTH	TEAM	ADJ.	CONF.	ADJ CONF.
Average RPI Loss: <b>133</b>	RECORD	PCT. RANK	GAMES	SCHEDULE	OF SCHEDULE	RPI	RPI	RPI	RPI
DIV. I ONLY	11- 13	205	1- 9	252	215	237	237	10	10
DIV. I NON-CONF.	10- 4	86	2- 0	309	324	167	167	11	11
TOTALS	RPI 1-25	RPI 26-50	W-L RECORDS	RPI 51-100	RPI 101-150	RPI 150+			
11- 13	0- 1	0- 2	OVERALL	0- 1	0- 3	11- 6			
7- 5	0- 0	0- 0	HOME	0- 0	0- 2	7- 3			
4- 7	0- 1	0- 2	AWAY	0- 0	0- 1	4- 3			
0- 1	0- 0	0- 0	NEUTRAL	0- 1	0- 0	0- 0			
10- 4	0- 1	0- 0	NON-CONFERENCE	0- 1	0- 1	10- 1			
6- 1	0- 0	0- 0	HOME	0- 0	0- 1	6- 0			
4- 2	0- 1	0- 0	AWAY	0- 0	0- 0	4- 1			
0- 1	0- 0	0- 0	NEUTRAL	0- 1	0- 0	0- 0			
1- 9	0- 0	0- 2	CONFERENCE	0- 0	0- 2	1- 5			
1- 4	0- 0	0- 0	HOME	0- 0	0- 1	1- 3			
0- 5	0- 0	0- 2	AWAY	0- 0	0- 1	0- 2			
0- 0	0- 0	0- 0	NEUTRAL	0- 0	0- 0	0- 0			

RPI 1-25				RPI 26-50				RPI 51-100				RPI 101+ Team's RPI: 237			
RPI	S	Opponent	Score	RPI	S	Opponent	Score	RPI	S	Opponent	Score	RPI	S	Opponent	Score
9	A	Arizona St.	49 <b>70</b>	31	A	Penn	51 <b>71</b>	98	N	Toledo	75 <b>88</b>	103	A	Harvard	54 <b>84</b>
				39	A	Princeton	54 <b>86</b>					103	H	Harvard	66 <b>69</b>
												143	H	Stony Brook	71 <b>79</b>
												158	A	UMBC	70 68
												160	H	Yale	77 71
												173	A	Cornell	73 <b>84</b>
												173	H	Cornell	59 <b>66</b>
												201	H	Brown	63 <b>73</b>
												209	A	Rhode Island	56 <b>57</b>
												225	A	Dartmouth	53 <b>63</b>
												225	H	Dartmouth	73 <b>76</b>
												244	H	Binghamton	71 64
												251	H	Loyola Maryland	63 53
												256	H	Saint Francis (PA)	82 78
												295	H	Vermont	73 56
												311	A	Fairleigh Dickinson	87 83
												322	A	UMass Lowell	67 57
												327	A	LIU Brooklyn	84 74
												339	H	Wagner	67 48
												343	H	NJIT	72 52
LAST 12 Division I GAMES:															
225	A	Dartmouth	53 <b>63</b>	103	H	Harvard	66 <b>69</b>								
103	A	Harvard	54 <b>84</b>	225	H	Dartmouth	73 <b>76</b>								
39	A	Princeton	54 <b>86</b>	173	A	Cornell	73 <b>84</b>								
31	A	Penn	51 <b>71</b>	173	H	Cornell	59 <b>66</b>								
201	H	Brown	63 <b>73</b>	343	H	NJIT	72 52								
160	H	Yale	77 71	311	A	Fairleigh Dickinson	87 83								

Non-Div I Games: Central Penn 102 18

Columbia

■ Loss, 
 ■ Non-Conf, 
 ■ S Site, 
 ■ Home 
 ■ A Away 
 N Neutral

Average RPI Win:	301	WON-LOST	WINNING	LAST 10	STRENGTH OF	OPP. STRENGTH	TEAM	ADJ.	CONF.	ADJ CONF.
Average RPI Loss:	164	RECORD	PCT. RANK	GAMES	SCHEDULE	OF SCHEDULE	RPI	RPI	RPI	RPI
DIV. I ONLY	10- 14	226	5- 5	294	292	263	263	31	31	
DIV. I NON-CONF.	3- 8	258	0- 0	86	104	186	186	30	30	
TOTALS	RPI 1-25	RPI 26-50	W-L RECORDS	RPI 51-100	RPI 101-150	RPI 150+				
10- 14	0- 1	0- 2	OVERALL	0- 3	0- 1	10- 7				
7- 2	0- 0	0- 0	HOME	0- 0	0- 0	7- 2				
2- 11	0- 1	0- 2	AWAY	0- 2	0- 1	2- 5				
1- 1	0- 0	0- 0	NEUTRAL	0- 1	0- 0	1- 0				
3- 8	0- 1	0- 2	NON-CONFERENCE	0- 3	0- 1	3- 1				
1- 1	0- 0	0- 0	HOME	0- 0	0- 0	1- 1				
1- 6	0- 1	0- 2	AWAY	0- 2	0- 1	1- 0				
1- 1	0- 0	0- 0	NEUTRAL	0- 1	0- 0	1- 0				
7- 6	0- 0	0- 0	CONFERENCE	0- 0	0- 0	7- 6				
6- 1	0- 0	0- 0	HOME	0- 0	0- 0	6- 1				
1- 5	0- 0	0- 0	AWAY	0- 0	0- 0	1- 5				
0- 0	0- 0	0- 0	NEUTRAL	0- 0	0- 0	0- 0				

RPI 1-25				RPI 26-50				RPI 51-100				RPI 101+				Team's RPI: 263	
RPI	S	Opponent	Score	RPI	S	Opponent	Score	RPI	S	Opponent	Score	RPI	S	Opponent	Score		
16	A	Syracuse	56 88	28	A	Miami (FL)	59 78	52	N	Auburn	54 69	121	A	Virginia Tech	39 72		
				37	A	West Virginia	64 96	81	A	VCU	42 73	158	H	UMBC	61 68		
								91	A	Virginia	40 75	165	H	Hampton	68 64		
												233	A	Morgan St.	51 72		
												249	H	N.C. A&T	65 59		
												259	A	Bethune-Cookman	56 69		
												287	A	Towson	81 69		
												289	A	Florida A&M	73 79		
												293	H	UMES	61 54		
												294	A	Savannah St.	55 57		
												308	A	South Carolina St.	63 67		
												325	N	Lafayette	64 57		
												326	H	Delaware St.	84 79		
												331	A	Howard	83 67		
												331	H	Howard	69 71		
												337	H	Mt. St. Mary's	66 55		
												346	H	Norfolk St.	69 44		
												349	H	N.C. Central	63 46		
LAST 12 Division I GAMES:																	
165	H	Hampton	68 64	293	H	UMES	61 54										
326	H	Delaware St.	84 79	349	H	N.C. Central	63 46										
331	H	Howard	69 71	249	H	N.C. A&T	65 59										
294	A	Savannah St.	55 57	289	A	Florida A&M	73 79										
308	A	South Carolina St.	63 67	259	A	Bethune-Cookman	56 69										
233	A	Morgan St.	51 72	331	A	Howard	83 67										

Non-Div I Games: Bowie St.

63 64

Coppin St.

Loss, 
Non-Conf, 
S Site, 
H Home
A Away 
N Neutral

Average RPI Win: <b>250</b>	WON-LOST	WINNING	LAST 10	STRENGTH OF	OPP. STRENGTH	TEAM	ADJ.	CONF.	ADJ CONF.
Average RPI Loss: <b>136</b>	RECORD	PCT. RANK	GAMES	SCHEDULE	OF SCHEDULE	RPI	RPI	RPI	RPI
DIV. I ONLY	<b>13- 11</b>	<b>147</b>	<b>5- 5</b>	<b>215</b>	<b>211</b>	<b>173</b>	<b>173</b>	<b>10</b>	<b>10</b>
DIV. I NON-CONF.	<b>8- 6</b>	<b>136</b>	<b>1- 1</b>	<b>292</b>	<b>316</b>	<b>205</b>	<b>205</b>	<b>11</b>	<b>11</b>
TOTALS	RPI 1-25	RPI 26-50	W-L RECORDS	RPI 51-100	RPI 101-150	RPI 150+			
13- 11	0- 1	0- 2	OVERALL	0- 0	0- 5	13- 3			
10- 2	0- 0	0- 0	HOME	0- 0	0- 2	10- 0			
3- 9	0- 1	0- 2	AWAY	0- 0	0- 3	3- 3			
0- 0	0- 0	0- 0	NEUTRAL	0- 0	0- 0	0- 0			
8- 6	0- 1	0- 0	NON-CONFERENCE	0- 0	0- 3	8- 2			
6- 1	0- 0	0- 0	HOME	0- 0	0- 1	6- 0			
2- 5	0- 1	0- 0	AWAY	0- 0	0- 2	2- 2			
0- 0	0- 0	0- 0	NEUTRAL	0- 0	0- 0	0- 0			
5- 5	0- 0	0- 2	CONFERENCE	0- 0	0- 2	5- 1			
4- 1	0- 0	0- 0	HOME	0- 0	0- 1	4- 0			
1- 4	0- 0	0- 2	AWAY	0- 0	0- 1	1- 1			
0- 0	0- 0	0- 0	NEUTRAL	0- 0	0- 0	0- 0			

RPI 1-25				RPI 26-50				RPI 51-100				RPI 101+ Team's RPI: 173			
RPI	S	Opponent	Score	RPI	S	Opponent	Score	RPI	S	Opponent	Score	RPI	S	Opponent	Score
10	A	Stanford	38 <b>93</b>	31	A	Penn	50 <b>65</b>					103	A	Harvard	63 <b>68</b>
				39	A	Princeton	51 <b>71</b>					103	H	Harvard	56 <b>65</b>
												141	A	Buffalo	41 <b>59</b>
												143	H	Stony Brook	49 <b>58</b>
												150	A	Marshall	47 <b>73</b>
												160	H	Yale	74 63
												192	H	Fairfield	59 35
												201	H	Brown	85 70
												215	A	Hartford	50 <b>53</b>
												225	A	Dartmouth	52 <b>60</b>
												225	H	Dartmouth	71 58
												237	A	Columbia	66 59
												237	H	Columbia	84 73
												241	A	Bryant	70 62
												244	H	Binghamton	64 57
												256	H	Saint Francis (PA)	75 69
												287	H	Towson	88 60
												303	H	Colgate	73 60
												326	H	Delaware St.	71 62
												331	A	Howard	74 <b>76</b>
												338	A	Cal St. Fullerton	59 47
LAST 12 Division I GAMES:															
103	A	Harvard	63 <b>68</b>	225	H	Dartmouth	71 58								
225	A	Dartmouth	52 <b>60</b>	103	H	Harvard	56 <b>65</b>								
31	A	Penn	50 <b>65</b>	237	H	Columbia	84 73								
39	A	Princeton	51 <b>71</b>	237	A	Columbia	66 59								
160	H	Yale	74 63	326	H	Delaware St.	71 62								
201	H	Brown	85 70	331	A	Howard	74 <b>76</b>								

Non-Div I Games:

Cornell

■ Loss, 
 ■ Non-Conf, S Site, 
 ■ Home 
 ■ Away 
 N Neutral

Average RPI Win: <b>168</b>	WON-LOST	WINNING	LAST 10	STRENGTH OF	OPP. STRENGTH	TEAM	ADJ.	CONF.	ADJ CONF.
Average RPI Loss: <b>99</b>	RECORD	PCT. RANK	GAMES	SCHEDULE	OF SCHEDULE	RPI	RPI	RPI	RPI
DIV. I ONLY	<b>13- 14</b>	<b>181</b>	<b>5- 5</b>	<b>109</b>	<b>72</b>	<b>138</b>	<b>138</b>	<b>6</b>	<b>6</b>
DIV. I NON-CONF.	<b>6- 6</b>	<b>160</b>	<b>0- 0</b>	<b>131</b>	<b>121</b>	<b>141</b>	<b>141</b>	<b>6</b>	<b>6</b>
TOTALS	RPI 1-25	RPI 26-50	W-L RECORDS	RPI 51-100	RPI 101-150	RPI 150+			
13- 14	0- 1	0- 2	OVERALL	3- 7	2- 2	8- 2			
8- 4	0- 0	0- 2	HOME	2- 2	2- 0	4- 0			
3- 9	0- 1	0- 0	AWAY	1- 4	0- 2	2- 2			
2- 1	0- 0	0- 0	NEUTRAL	0- 1	0- 0	2- 0			
6- 6	0- 0	0- 0	NON-CONFERENCE	0- 4	1- 1	5- 1			
3- 1	0- 0	0- 0	HOME	0- 1	1- 0	2- 0			
1- 4	0- 0	0- 0	AWAY	0- 2	0- 1	1- 1			
2- 1	0- 0	0- 0	NEUTRAL	0- 1	0- 0	2- 0			
7- 8	0- 1	0- 2	CONFERENCE	3- 3	1- 1	3- 1			
5- 3	0- 0	0- 2	HOME	2- 1	1- 0	2- 0			
2- 5	0- 1	0- 0	AWAY	1- 2	0- 1	1- 1			
0- 0	0- 0	0- 0	NEUTRAL	0- 0	0- 0	0- 0			

RPI	S	Opponent	Score	RPI	S	Opponent	Score	RPI	S	Opponent	Score	RPI	S	Opponent	Score	Team's RPI: 138
22	A	DePaul	63 <b>81</b>	35	H	St. John's (NY)	55 <b>66</b>	55	A	Villanova	65 62	109	H	UNI	69 61	
				38	H	Seton Hall	82 <b>86</b>	55	H	Villanova	53 48	110	A	Drake	72 <b>81</b>	
								63	H	South Dakota St.	51 <b>53</b>	142	A	Xavier	55 <b>57</b>	
								70	A	Nebraska	63 <b>65</b>	142	H	Xavier	74 47	
								74	A	Utah	58 <b>74</b>	161	N	East Carolina	91 66	
								89	A	Marquette	72 <b>79</b>	178	H	Marist	89 46	
								89	H	Marquette	83 81	198	N	Eastern Wash.	66 60	
								90	A	Georgetown	57 <b>69</b>	199	A	Butler	52 42	
								90	H	Georgetown	44 <b>57</b>	199	H	Butler	77 49	
								100	N	Northwestern	52 <b>75</b>	212	A	Kansas	54 <b>67</b>	
												253	A	Providence	59 <b>61</b>	
												253	H	Providence	72 48	
												257	A	Omaha	69 46	
												291	H	Wichita St.	79 54	
LAST 12 Division I GAMES:																
89	H	Marquette	83 81	89	A	Marquette	72 <b>79</b>									
253	A	Providence	59 <b>61</b>	22	A	DePaul	63 <b>81</b>									
142	A	Xavier	55 <b>57</b>	253	H	Providence	72 48									
199	A	Butler	52 42	199	H	Butler	77 49									
90	H	Georgetown	44 <b>57</b>	142	H	Xavier	74 47									
55	H	Villanova	53 48	55	A	Villanova	65 62									

Non-Div I Games:

Creighton

Average RPI Win: <b>233</b>	WON-LOST	WINNING	LAST 10	STRENGTH OF	OPP. STRENGTH	TEAM	ADJ.	CONF.	ADJ CONF.
Average RPI Loss: <b>156</b>	RECORD	PCT. RANK	GAMES	SCHEDULE	OF SCHEDULE	RPI	RPI	RPI	RPI
DIV. I ONLY	<b>11- 15</b>	<b>222</b>	<b>6- 4</b>	<b>209</b>	<b>202</b>	<b>225</b>	<b>225</b>	<b>10</b>	<b>10</b>
DIV. I NON-CONF.	<b>5- 11</b>	<b>244</b>	<b>1- 1</b>	<b>307</b>	<b>299</b>	<b>303</b>	<b>303</b>	<b>11</b>	<b>11</b>
TOTALS	RPI 1-25	RPI 26-50	W-L RECORDS	RPI 51-100	RPI 101-150	RPI 150+			
11- 15	0- 1	0- 2	OVERALL	0- 2	1- 1	10- 9			
4- 8	0- 0	0- 2	HOME	0- 1	0- 1	4- 4			
7- 5	0- 1	0- 0	AWAY	0- 1	1- 0	6- 3			
0- 2	0- 0	0- 0	NEUTRAL	0- 0	0- 0	0- 2			
5- 11	0- 1	0- 0	NON-CONFERENCE	0- 2	0- 0	5- 8			
2- 5	0- 0	0- 0	HOME	0- 1	0- 0	2- 4			
3- 4	0- 1	0- 0	AWAY	0- 1	0- 0	3- 2			
0- 2	0- 0	0- 0	NEUTRAL	0- 0	0- 0	0- 2			
6- 4	0- 0	0- 2	CONFERENCE	0- 0	1- 1	5- 1			
2- 3	0- 0	0- 2	HOME	0- 0	0- 1	2- 0			
4- 1	0- 0	0- 0	AWAY	0- 0	1- 0	3- 1			
0- 0	0- 0	0- 0	NEUTRAL	0- 0	0- 0	0- 0			

RPI 1-25				RPI 26-50				RPI 51-100				RPI 101+ Team's RPI: 225			
RPI	S	Opponent	Score	RPI	S	Opponent	Score	RPI	S	Opponent	Score	RPI	S	Opponent	Score
17	A	Louisville	52 <b>94</b>	31	H	Penn	41 <b>56</b>	72	H	Maine	41 <b>59</b>	103	A	Harvard	70 64
				39	H	Princeton	48 <b>85</b>	94	A	Drexel	53 <b>69</b>	103	H	Harvard	43 <b>56</b>
												151	N	Jacksonville	44 <b>51</b>
												160	A	Yale	68 63
												163	N	McNeese St.	56 <b>78</b>
												173	A	Cornell	58 <b>71</b>
												173	H	Cornell	60 52
												201	A	Brown	63 50
												205	A	Oakland	60 <b>78</b>
												209	H	Rhode Island	41 <b>57</b>
												215	A	Hartford	43 36
												236	H	New Hampshire	57 <b>61</b>
												237	A	Columbia	76 73
												237	H	Columbia	63 53
												239	A	Holy Cross	60 54
												270	H	American	41 <b>45</b>
												279	A	Central Conn. St.	55 <b>59</b>
												295	H	Vermont	54 <b>56</b>
												305	H	Niagara	60 47
												343	A	NJIT	46 39
												345	H	Boston U.	72 52
LAST 12 Division I GAMES:															
237	H	Columbia	63 53	173	A	Cornell	58 <b>71</b>								
173	H	Cornell	60 52	237	A	Columbia	76 73								
201	A	Brown	63 50	103	A	Harvard	70 64								
160	A	Yale	68 63	103	H	Harvard	43 <b>56</b>								
31	H	Penn	41 <b>56</b>	343	A	NJIT	46 39								
39	H	Princeton	48 <b>85</b>	279	A	Central Conn. St.	55 <b>59</b>								

Non-Div I Games:

Dartmouth

■ Loss, 
 ■ Non-Conf, S Site, 
 ■ Home 
 ■ Away 
 N Neutral

## Davidson

Through Games Of Feb. 20, 2016

Average RPI Win:	226	WON-LOST	WINNING	LAST 10	STRENGTH OF	OPP. STRENGTH	TEAM	ADJ.	CONF.	ADJ CONF.
Average RPI Loss:	87	RECORD	PCT. RANK	GAMES	SCHEDULE	OF SCHEDULE	RPI	RPI	RPI	RPI
DIV. I ONLY	11- 15	222	4- 6	92	115	147	147	7	7	
DIV. I NON-CONF.	6- 7	176	0- 0	204	154	178	178	8	8	
TOTALS	RPI 1-25	RPI 26-50	W-L RECORDS	RPI 51-100	RPI 101-150	RPI 150+				
11- 15	0- 2	0- 4	OVERALL	1- 4	0- 1	10- 4				
4- 7	0- 2	0- 2	HOME	0- 2	0- 0	4- 1				
6- 8	0- 0	0- 2	AWAY	1- 2	0- 1	5- 3				
1- 0	0- 0	0- 0	NEUTRAL	0- 0	0- 0	1- 0				
6- 7	0- 1	0- 2	NON-CONFERENCE	0- 1	0- 1	6- 2				
2- 3	0- 1	0- 0	HOME	0- 1	0- 0	2- 1				
3- 4	0- 0	0- 2	AWAY	0- 0	0- 1	3- 1				
1- 0	0- 0	0- 0	NEUTRAL	0- 0	0- 0	1- 0				
5- 8	0- 1	0- 2	CONFERENCE	1- 3	0- 0	4- 2				
2- 4	0- 1	0- 2	HOME	0- 1	0- 0	2- 0				
3- 4	0- 0	0- 0	AWAY	1- 2	0- 0	2- 2				
0- 0	0- 0	0- 0	NEUTRAL	0- 0	0- 0	0- 0				

RPI 1-25				RPI 26-50				RPI 51-100				RPI 101+ Team's RPI: 147			
RPI	S	Opponent	Score	RPI	S	Opponent	Score	RPI	S	Opponent	Score	RPI	S	Opponent	Score
21	H	Duquesne	62 77	34	A	James Madison	45 87	57	A	Saint Louis	51 88	113	A	Wake Forest	58 77
25	H	Michigan St.	44 73	36	H	St. Bonaventure	47 59	57	H	Saint Louis	50 79	156	H	ETSU	58 65
				41	H	George Washington	60 79	59	A	Dayton	66 77	174	A	Fordham	40 51
				46	A	North Carolina St.	42 58	79	H	Charlotte	88 99	174	H	Fordham	69 51
								81	A	VCU	56 50	180	H	George Mason	68 63
												187	A	Richmond	67 59
												200	A	Radford	68 79
												209	A	Rhode Island	62 78
												222	A	Furman	69 51
												247	A	High Point	62 60
												252	A	UNCW	77 50
												254	N	Bowling Green	60 56
												274	A	La Salle	66 58
												308	H	South Carolina St.	63 51
												309	H	Western Caro.	64 51
LAST 12 Division I GAMES:															
				57	A	Saint Louis	51 88	209	A	Rhode Island	62 78				
				187	A	Richmond	67 59	174	H	Fordham	69 51				
				21	H	Duquesne	62 77	81	A	VCU	56 50				
				180	H	George Mason	68 63	36	H	St. Bonaventure	47 59				
				59	A	Dayton	66 77	57	H	Saint Louis	50 79				
				41	H	George Washington	60 79	274	A	La Salle	66 58				

Non-Div I Games:

Davidson

■ Loss, 
 ■ Non-Conf, 
 S Site, 
 ■ Home 
 ■ Away 
 N Neutral

Average RPI Win: 134		WON-LOST	WINNING	LAST 10	STRENGTH OF	OPP. STRENGTH	TEAM	ADJ.	CONF.	ADJ CONF.
Average RPI Loss: 65		RECORD	PCT. RANK	GAMES	SCHEDULE	OF SCHEDULE	RPI	RPI	RPI	RPI
DIV. I ONLY		13- 11	147	5- 5	16	62	59	59	7	7
DIV. I NON-CONF.		7- 4	110	0- 0	10	9	22	22	8	8
TOTALS		RPI 1-25	RPI 26-50	W-L RECORDS		RPI 51-100	RPI 101-150	RPI 150+		
13- 11	1- 2	1- 4		OVERALL		3- 3	2- 1	6- 1		
6- 4	0- 0	1- 2		HOME		1- 1	1- 1	3- 0		
5- 6	0- 1	0- 2		AWAY		1- 2	1- 0	3- 1		
2- 1	1- 1	0- 0		NEUTRAL		1- 0	0- 0	0- 0		
7- 4		1- 1	1- 1		NON-CONFERENCE		3- 1	0- 1	2- 0	
4- 1	0- 0	1- 0		HOME		1- 0	0- 1	2- 0		
1- 2	0- 0	0- 1		AWAY		1- 1	0- 0	0- 0		
2- 1	1- 1	0- 0		NEUTRAL		1- 0	0- 0	0- 0		
6- 7		0- 1	0- 3		CONFERENCE		0- 2	2- 0	4- 1	
2- 3	0- 0	0- 2		HOME		0- 1	1- 0	1- 0		
4- 4	0- 1	0- 1		AWAY		0- 1	1- 0	3- 1		
0- 0	0- 0	0- 0		NEUTRAL		0- 0	0- 0	0- 0		

RPI S	Opponent	Score	RPI S	Opponent	Score	RPI S	Opponent	Score	RPI S	Opponent	Score
10 N	Stanford	66 74	26 A	Green Bay	52 68	57 A	Saint Louis	56 70	105 A	Saint Joseph's	71 61
17 N	Louisville	79 66	36 H	St. Bonaventure	54 59	64 A	Purdue	58 61	107 H	Gonzaga	47 57
21 A	Duquesne	58 89	39 H	Princeton	85 81	72 N	Maine	58 37	147 H	Davidson	77 66
			41 A	George Washington	62 72	75 H	Vanderbilt	81 56	160 H	Yale	81 75
			41 H	George Washington	61 62	81 H	VCU	72 74	177 H	Wisconsin	87 64
						98 A	Toledo	83 57	180 H	George Mason	81 58
									187 A	Richmond	60 48
									209 A	Rhode Island	67 53
									232 A	Massachusetts	69 76
									274 A	La Salle	67 51
LAST 12 Division I GAMES:											
232 A	Massachusetts	69 76	105 A	Saint Joseph's	71 61						
41 A	George Washington	62 72	36 H	St. Bonaventure	54 59						
180 H	George Mason	81 58	57 A	Saint Louis	56 70						
209 A	Rhode Island	67 53	81 H	VCU	72 74						
147 H	Davidson	77 66	41 H	George Washington	61 62						
274 A	La Salle	67 51	187 A	Richmond	60 48						

Non-Div I Games:

Dayton

■ Loss, 
■ Non-Conf, 
■ S Site, 
■ H Home 
■ A Away 
N Neutral



Average RPI Win:	138	WON-LOST	WINNING	LAST 10	STRENGTH OF	OPP. STRENGTH	TEAM	ADJ.	CONF.	ADJ CONF.
Average RPI Loss:	48	RECORD	PCT. RANK	GAMES	SCHEDULE	OF SCHEDULE	RPI	RPI	RPI	RPI
DIV. I ONLY	22- 7	47	6- 2	25	64	22	22	6	6	
DIV. I NON-CONF.	8- 5	120	0- 1	13	36	46	46	6	6	
TOTALS	RPI 1-25	RPI 26-50	W-L RECORDS	RPI 51-100	RPI 101-150	RPI 150+				
22- 7	1- 3	5- 1	OVERALL	5- 2	4- 0	7- 1				
13- 4	0- 1	3- 1	HOME	2- 1	3- 0	5- 1				
9- 3	1- 2	2- 0	AWAY	3- 1	1- 0	2- 0				
0- 0	0- 0	0- 0	NEUTRAL	0- 0	0- 0	0- 0				
8- 5	1- 3	2- 0	NON-CONFERENCE	1- 1	1- 0	3- 1				
6- 2	0- 1	2- 0	HOME	0- 0	1- 0	3- 1				
2- 3	1- 2	0- 0	AWAY	1- 1	0- 0	0- 0				
0- 0	0- 0	0- 0	NEUTRAL	0- 0	0- 0	0- 0				
14- 2	0- 0	3- 1	CONFERENCE	4- 1	3- 0	4- 0				
7- 2	0- 0	1- 1	HOME	2- 1	2- 0	2- 0				
7- 0	0- 0	2- 0	AWAY	2- 0	1- 0	2- 0				
0- 0	0- 0	0- 0	NEUTRAL	0- 0	0- 0	0- 0				

RPI 1-25				RPI 26-50				RPI 51-100				RPI 101+			
RPI	S	Opponent	Score	RPI	S	Opponent	Score	RPI	S	Opponent	Score	RPI	S	Opponent	Score
1	A	Notre Dame	90 95	35	A	St. John's (NY)	71 61	55	A	Villanova	75 47	135	H	Southern Ill.	105 61
3	H	UConn	70 86	35	H	St. John's (NY)	77 71	55	H	Villanova	60 64	138	H	Creighton	81 63
4	A	Baylor	72 86	36	H	St. Bonaventure	77 54	63	A	South Dakota St.	79 88	142	A	Xavier	70 53
15	A	Texas A&M	80 66	38	A	Seton Hall	86 74	89	H	Marquette	91 86	142	H	Xavier	82 52
				38	H	Seton Hall	74 83	90	A	Georgetown	80 66	169	H	Loyola Chicago	75 88
				43	H	Indiana	84 69	90	H	Georgetown	75 53	199	A	Butler	61 54
								100	A	Northwestern	77 64	199	H	Butler	102 63
												253	A	Providence	91 68
												253	H	Providence	96 50
												303	H	Colgate	96 46
												316	H	Illinois St.	89 41
												340	H	Chicago St.	88 42
LAST 12 Division I GAMES:															
4	A	Baylor	72 86	35	H	St. John's (NY)	77 71								
253	A	Providence	91 68	38	H	Seton Hall	74 83								
199	H	Butler	102 63	253	H	Providence	96 50								
142	H	Xavier	82 52	138	H	Creighton	81 63								
90	A	Georgetown	80 66	142	A	Xavier	70 53								
55	A	Villanova	75 47	199	A	Butler	61 54								

Non-Div I Games:

DePaul

■ Loss, 
■ Non-Conf, S Site, 
■ Home 
■ Away 
N Neutral

Delaware

Through Games Of Feb. 20, 2016

Average RPI Win:	239	WON-LOST	WINNING	LAST 10	STRENGTH OF	OPP. STRENGTH	TEAM	ADJ.	CONF.	ADJ CONF.
Average RPI Loss:	122	RECORD	PCT. RANK	GAMES	SCHEDULE	OF SCHEDULE	RPI	RPI	RPI	RPI
DIV. I ONLY	13- 12	160	5- 5	266	136	182	182	13	13	
DIV. I NON-CONF.	5- 6	180	0- 0	310	192	237	237	12	12	
TOTALS	RPI 1-25	RPI 26-50	W-L RECORDS	RPI 51-100	RPI 101-150	RPI 150+				
13- 12	0- 0	0- 1	OVERALL	0- 6	0- 0	13- 5				
7- 3	0- 0	0- 0	HOME	0- 2	0- 0	7- 1				
5- 8	0- 0	0- 1	AWAY	0- 4	0- 0	5- 3				
1- 1	0- 0	0- 0	NEUTRAL	0- 0	0- 0	1- 1				
5- 6	0- 0	0- 0	NON-CONFERENCE	0- 2	0- 0	5- 4				
2- 1	0- 0	0- 0	HOME	0- 0	0- 0	2- 1				
2- 4	0- 0	0- 0	AWAY	0- 2	0- 0	2- 2				
1- 1	0- 0	0- 0	NEUTRAL	0- 0	0- 0	1- 1				
8- 6	0- 0	0- 1	CONFERENCE	0- 4	0- 0	8- 1				
5- 2	0- 0	0- 0	HOME	0- 2	0- 0	5- 0				
3- 4	0- 0	0- 1	AWAY	0- 2	0- 0	3- 1				
0- 0	0- 0	0- 0	NEUTRAL	0- 0	0- 0	0- 0				

RPI S	Opponent	Score	RPI S	Opponent	Score	RPI S	Opponent	Score	RPI S	Opponent	Score	Team's RPI: 182
			34 A	James Madison	55 75	71 A	Hofstra	49 58	159 A	Northeastern	54 57	
						87 H	Elon	64 66	159 H	Northeastern	59 52	
						90 A	Georgetown	50 61	161 H	East Carolina	58 68	
						93 A	Bucknell	51 80	174 A	Fordham	55 48	
						94 A	Drexel	43 47	177 N	Wisconsin	52 54	
						94 H	Drexel	53 54	178 A	Marist	56 50	
									180 A	George Mason	83 90	
									203 A	William & Mary	69 53	
									203 H	William & Mary	67 63	
									217 A	Col. of Charleston	63 47	
									217 H	Col. of Charleston	72 55	
									221 A	Robert Morris	50 53	
									252 H	UNCW	67 59	
									287 A	Towson	66 62	
									287 H	Towson	69 64	
									295 H	Vermont	71 60	
									315 N	North Dakota St.	62 50	
									325 H	Lafayette	67 47	
LAST 12 Division I GAMES:												
159 A	Northeastern	54 57	34 A	James Madison	55 75							
203 A	William & Mary	69 53	203 H	William & Mary	67 63							
217 H	Col. of Charleston	72 55	94 H	Drexel	53 54							
87 H	Elon	64 66	287 H	Towson	69 64							
287 A	Towson	66 62	217 A	Col. of Charleston	63 47							
94 A	Drexel	43 47	159 H	Northeastern	59 52							

Non-Div I Games:

Delaware

Loss, Non-Conf, S Site, H Home A Away N Neutral

[illegible]

**Non-Div I Games:**

Page 67

Average RPI Win:	293	WON-LOST	WINNING	LAST 10	STRENGTH OF	OPP. STRENGTH	TEAM	ADJ.	CONF.	ADJ CONF.
Average RPI Loss:	167	RECORD	PCT. RANK	GAMES	SCHEDULE	OF SCHEDULE	RPI	RPI	RPI	RPI
DIV. I ONLY	5- 23	318	1- 9	177	254	296	296	18	18	
DIV. I NON-CONF.	2- 11	306	0- 0	187	293	287	287	19	19	
TOTALS	RPI 1-25	RPI 26-50	W-L RECORDS	RPI 51-100	RPI 101-150	RPI 150+				
5- 23	0- 1	0- 1	OVERALL	0- 4	0- 5	5- 12				
2- 11	0- 0	0- 1	HOME	0- 2	0- 3	2- 5				
3- 10	0- 0	0- 0	AWAY	0- 0	0- 0	3- 1				
0- 2	0- 1	0- 0	NEUTRAL	0- 0	0- 0	0- 1				
2- 11	0- 1	0- 1	NON-CONFERENCE	0- 0	0- 1	2- 8				
0- 6	0- 0	0- 1	HOME	0- 0	0- 1	0- 4				
2- 3	0- 0	0- 0	AWAY	0- 0	0- 0	2- 3				
0- 2	0- 1	0- 0	NEUTRAL	0- 0	0- 0	0- 1				
3- 12	0- 0	0- 0	CONFERENCE	0- 4	0- 4	3- 4				
2- 5	0- 0	0- 0	HOME	0- 2	0- 2	2- 1				
1- 7	0- 0	0- 0	AWAY	0- 2	0- 2	1- 3				
0- 0	0- 0	0- 0	NEUTRAL	0- 0	0- 0	0- 0				

RPI S	Opponent	Score	RPI S	Opponent	Score	RPI S	Opponent	Score	RPI S	Opponent	Score	Team's RPI: 296
1 N	Notre Dame	52 94	45 H	Colorado St.	46 74	63 A	South Dakota St.	52 80	125 A	IUPUI	75 81	
						63 H	South Dakota St.	39 76	125 H	IUPUI	54 67	
						68 A	South Dakota	60 85	136 H	Long Beach St.	41 48	
						68 H	South Dakota	33 79	148 A	Oral Roberts	33 65	
									148 H	Oral Roberts	56 59	
									171 N	Louisiana Tech	53 58	
									172 A	Milwaukee	56 49	
									175 H	Northern Colo.	51 60	
									197 H	Weber St.	49 61	
									218 H	Ill.-Chicago	46 56	
									227 A	Western Ill.	60 63	
									227 H	Western Ill.	69 80	
									238 H	Wyoming	64 75	
									255 A	Seattle	51 59	
									257 A	Omaha	55 67	
									264 A	Pepperdine	60 64	
									302 A	UMKC	58 68	
									315 A	North Dakota St.	55 45	
									315 H	North Dakota St.	64 53	
									317 A	IPFW	49 61	
									317 H	IPFW	53 50	
									344 A	Air Force	57 48	
LAST 12 Division I GAMES:												
315 A	North Dakota St.	55 45	317 A	IPFW	49 61	125 A	IUPUI	75 81				
63 A	South Dakota St.	52 80	148 A	Oral Roberts	33 65	257 A	Omaha	55 67				
125 H	IUPUI	54 67	227 A	Western Ill.	60 63	317 H	IPFW	53 50				
227 H	Western Ill.	69 80										
148 H	Oral Roberts	56 59										
68 H	South Dakota	33 79										

Non-Div I Games:

Denver

Average RPI Win:	219	WON-LOST	WINNING	LAST 10	STRENGTH OF	OPP. STRENGTH	TEAM	ADJ.	CONF.	ADJ CONF.
Average RPI Loss:	115	RECORD	PCT. RANK	GAMES	SCHEDULE	OF SCHEDULE	RPI	RPI	RPI	RPI
DIV. I ONLY	12- 13	184	6- 4	120	131	157	157	14	14	
DIV. I NON-CONF.	3- 7	248	0- 0	168	72	257	257	16	16	
TOTALS	RPI 1-25	RPI 26-50	W-L RECORDS	RPI 51-100	RPI 101-150	RPI 150+				
12- 13	0- 2	0- 2	OVERALL	0- 2	3- 4	9- 3				
6- 7	0- 0	0- 0	HOME	0- 2	1- 2	5- 3				
6- 6	0- 2	0- 2	AWAY	0- 0	2- 2	4- 0				
0- 0	0- 0	0- 0	NEUTRAL	0- 0	0- 0	0- 0				
3- 7	0- 2	0- 1	NON-CONFERENCE	0- 2	0- 1	3- 1				
3- 3	0- 0	0- 0	HOME	0- 2	0- 0	3- 1				
0- 4	0- 2	0- 1	AWAY	0- 0	0- 1	0- 0				
0- 0	0- 0	0- 0	NEUTRAL	0- 0	0- 0	0- 0				
9- 6	0- 0	0- 1	CONFERENCE	0- 0	3- 3	6- 2				
3- 4	0- 0	0- 0	HOME	0- 0	1- 2	2- 2				
6- 2	0- 0	0- 1	AWAY	0- 0	2- 1	4- 0				
0- 0	0- 0	0- 0	NEUTRAL	0- 0	0- 0	0- 0				

RPI S	Opponent	Score	RPI S	Opponent	Score	RPI S	Opponent	Score	RPI S	Opponent	Score
11	A Maryland	41 97	26	A Green Bay	36 58	67	H Michigan	61 88	104	A Wright St.	95 93
25	A Michigan St.	42 81	36	A St. Bonaventure	73 84	96	H Eastern Mich.	68 85	104	H Wright St.	71 89
									118	A Western Mich.	66 70
									132	A Youngstown St.	69 68
									132	H Youngstown St.	70 72
									146	A Northern Ky.	60 81
									146	H Northern Ky.	66 65
									172	A Milwaukee	89 79
									195	H Cincinnati	77 68
									205	H Oakland	73 79
									218	A Ill.-Chicago	89 80
									218	H Ill.-Chicago	51 65
									243	A Valparaiso	72 66
									243	H Valparaiso	85 65
									277	A Cleveland St.	66 60
									277	H Cleveland St.	82 68
									305	H Niagara	80 75
									307	H Bradley	67 75
									317	H IPFW	64 63
LAST 12 Division I GAMES:											
104	A Wright St.	95 93	26	A Green Bay	36 58						
146	A Northern Ky.	60 81	172	A Milwaukee	89 79						
243	H Valparaiso	85 65	205	H Oakland	73 79						
218	H Ill.-Chicago	51 65	146	H Northern Ky.	66 65						
132	A Youngstown St.	69 68	104	H Wright St.	71 89						
277	A Cleveland St.	66 60	218	A Ill.-Chicago	89 80						

Non-Div I Games: Salem Int'l 81 50

Detroit

## Drake

Through Games Of Feb. 20, 2016

Average RPI Win: <b>210</b>	WON-LOST	WINNING	LAST 10	STRENGTH OF	OPP. STRENGTH	TEAM	ADJ.	CONF.	ADJ CONF.
Average RPI Loss: <b>124</b>	RECORD	PCT. RANK	GAMES	SCHEDULE	OF SCHEDULE	RPI	RPI	RPI	RPI
DIV. I ONLY	16- 8	80	7- 3	197	156	110	110	21	21
DIV. I NON-CONF.	6- 4	125	0- 0	113	56	95	95	17	17
TOTALS	RPI 1-25	RPI 26-50	W-L RECORDS	RPI 51-100	RPI 101-150	RPI 150+			
16- 8	0- 0	0- 1	OVERALL	3- 2	2- 3	11- 2			
8- 3	0- 0	0- 1	HOME	2- 0	2- 2	4- 0			
7- 5	0- 0	0- 0	AWAY	1- 2	0- 1	6- 2			
1- 0	0- 0	0- 0	NEUTRAL	0- 0	0- 0	1- 0			
6- 4	0- 0	0- 1	NON-CONFERENCE	1- 2	2- 0	3- 1			
3- 1	0- 0	0- 1	HOME	1- 0	2- 0	0- 0			
2- 3	0- 0	0- 0	AWAY	0- 2	0- 0	2- 1			
1- 0	0- 0	0- 0	NEUTRAL	0- 0	0- 0	1- 0			
10- 4	0- 0	0- 0	CONFERENCE	2- 0	0- 3	8- 1			
5- 2	0- 0	0- 0	HOME	1- 0	0- 2	4- 0			
5- 2	0- 0	0- 0	AWAY	1- 0	0- 1	4- 1			
0- 0	0- 0	0- 0	NEUTRAL	0- 0	0- 0	0- 0			

RPI S	Opponent	Score	RPI S	Opponent	Score	RPI S	Opponent	Score	RPI S	Opponent	Score	Team's RPI: 110
26	H Green Bay	61 86	56	A Iowa	76 89	109	A UNI	74 85				
			68	A South Dakota	87 92	109	H UNI	73 79				
			92	A Missouri St.	82 75	116	H North Dakota	73 63				
			92	H Missouri St.	95 72	135	H Southern Ill.	67 77				
			97	H Iowa St.	74 70	138	H Creighton	81 72				
						169	A Loyola Chicago	81 65				
						177	A Wisconsin	89 70				
						189	N Tulsa	91 80				
						211	A UNLV	76 68				
						231	A Indiana St.	53 68				
						231	H Indiana St.	80 55				
						258	A Northern Ill.	73 87				
						291	A Wichita St.	87 56				
						291	H Wichita St.	81 59				
						307	A Bradley	76 64				
						316	A Illinois St.	98 58				
						316	H Illinois St.	76 41				
						329	H Evansville	94 52				
LAST 12 Division I GAMES:												
109	A UNI	74 85	307	A Bradley	76 64							
231	A Indiana St.	53 68	109	H UNI	73 79							
316	A Illinois St.	98 58	316	H Illinois St.	76 41							
92	H Missouri St.	95 72	231	H Indiana St.	80 55							
291	H Wichita St.	81 59	291	A Wichita St.	87 56							
169	A Loyola Chicago	81 65	92	A Missouri St.	82 75							

Non-Div I Games: William Penn 100 61

Drake

■ Loss, 
 ■ Non-Conf, S Site, 
 ■ Home 
 ■ Away 
 N Neutral

Average RPI Win: <b>173</b>	WON-LOST	WINNING	LAST 10	STRENGTH OF	OPP. STRENGTH	TEAM	ADJ.	CONF.	ADJ CONF.
Average RPI Loss: <b>87</b>	RECORD	PCT. RANK	GAMES	SCHEDULE	OF SCHEDULE	RPI	RPI	RPI	RPI
DIV. I ONLY	<b>14- 11</b>	<b>137</b>	<b>8- 2</b>	<b>69</b>	<b>101</b>	<b>94</b>	<b>94</b>	<b>13</b>	<b>13</b>
DIV. I NON-CONF.	<b>4- 7</b>	<b>222</b>	<b>0- 0</b>	<b>15</b>	<b>46</b>	<b>114</b>	<b>114</b>	<b>12</b>	<b>12</b>
TOTALS	RPI 1-25	RPI 26-50	W-L RECORDS	RPI 51-100	RPI 101-150	RPI 150+			
14- 11	0- 1	1- 4	OVERALL	2- 2	1- 1	10- 3			
9- 3	0- 0	1- 1	HOME	2- 1	1- 0	5- 1			
5- 6	0- 1	0- 3	AWAY	0- 0	0- 1	5- 1			
0- 2	0- 0	0- 0	NEUTRAL	0- 1	0- 0	0- 1			
4- 7	0- 1	1- 2	NON-CONFERENCE	0- 2	1- 1	2- 1			
3- 1	0- 0	1- 0	HOME	0- 1	1- 0	1- 0			
1- 4	0- 1	0- 2	AWAY	0- 0	0- 1	1- 0			
0- 2	0- 0	0- 0	NEUTRAL	0- 1	0- 0	0- 1			
10- 4	0- 0	0- 2	CONFERENCE	2- 0	0- 0	8- 2			
6- 2	0- 0	0- 1	HOME	2- 0	0- 0	4- 1			
4- 2	0- 0	0- 1	AWAY	0- 0	0- 0	4- 1			
0- 0	0- 0	0- 0	NEUTRAL	0- 0	0- 0	0- 0			

RPI 1-25				RPI 26-50				RPI 51-100 Team's RPI: 94				RPI 101+			
RPI	S	Opponent	Score	RPI	S	Opponent	Score	RPI	S	Opponent	Score	RPI	S	Opponent	Score
16	A	Syracuse	62 <b>83</b>	31	A	Penn	67 <b>72</b>	55	N	Villanova	55 <b>67</b>	102	H	Quinnipiac	62 49
				34	A	James Madison	56 <b>67</b>	71	H	Hofstra	67 64	105	A	Saint Joseph's	46 <b>53</b>
				34	H	James Madison	55 <b>59</b>	75	H	Vanderbilt	64 <b>74</b>	159	A	Northeastern	53 49
				36	H	St. Bonaventure	58 46	87	H	Elon	74 31	159	H	Northeastern	65 <b>73</b>
				42	A	South Fla.	58 <b>73</b>					165	A	Hampton	57 36
												182	A	Delaware	54 53
												182	H	Delaware	47 43
												191	N	Montana	50 <b>58</b>
												203	A	William & Mary	67 50
												217	A	Col. of Charleston	46 <b>49</b>
												217	H	Col. of Charleston	66 54
												225	H	Dartmouth	69 53
												252	A	UNCW	71 57
												252	H	UNCW	66 60
												287	H	Towson	56 40
LAST 12 Division I GAMES:															
287	H	Towson	56 40	71	H	Hofstra	67 64								
252	H	UNCW	66 60	159	A	Northeastern	53 49								
34	H	James Madison	55 <b>59</b>	182	A	Delaware	54 53								
217	A	Col. of Charleston	46 <b>49</b>	87	H	Elon	74 31								
252	A	UNCW	71 57	34	A	James Madison	56 <b>67</b>								
182	H	Delaware	47 43	203	A	William & Mary	67 50								

Non-Div I Games:

Drexel

■ Loss, 
■ Non-Conf, S Site, 
■ Home 
■ Away 
N Neutral

D  
u  
k  
eD  
u  
k  
e

### Non-Div I Games:

Page 72



Average RPI Win:	170	WON-LOST	WINNING	LAST 10	STRENGTH OF	OPP. STRENGTH	TEAM	ADJ.	CONF.	ADJ CONF.
Average RPI Loss:	46	RECORD	PCT. RANK	GAMES	SCHEDULE	OF SCHEDULE	RPI	RPI	RPI	RPI
DIV. I ONLY	22- 3	12	8- 2	88	128	21	21	7	7	
DIV. I NON-CONF.	11- 1	16	0- 0	138	250	21	21	8	8	
TOTALS	RPI 1-25	RPI 26-50	W-L RECORDS	RPI 51-100	RPI 101-150	RPI 150+				
22- 3	0- 0	3- 2	OVERALL	3- 1	4- 0	12- 0				
10- 1	0- 0	3- 1	HOME	1- 0	1- 0	5- 0				
11- 2	0- 0	0- 1	AWAY	2- 1	3- 0	6- 0				
1- 0	0- 0	0- 0	NEUTRAL	0- 0	0- 0	1- 0				
11- 1	0- 0	2- 1	NON-CONFERENCE	1- 0	2- 0	6- 0				
4- 0	0- 0	2- 0	HOME	0- 0	0- 0	2- 0				
6- 1	0- 0	0- 1	AWAY	1- 0	2- 0	3- 0				
1- 0	0- 0	0- 0	NEUTRAL	0- 0	0- 0	1- 0				
11- 2	0- 0	1- 1	CONFERENCE	2- 1	2- 0	6- 0				
6- 1	0- 0	1- 1	HOME	1- 0	1- 0	3- 0				
5- 1	0- 0	0- 0	AWAY	1- 1	1- 0	3- 0				
0- 0	0- 0	0- 0	NEUTRAL	0- 0	0- 0	0- 0				

RPI 1-25		Team's RPI: 21		RPI 26-50		RPI 51-100		RPI 101+			
RPI	S	Opponent	Score	RPI	S	Opponent	Score	RPI	S	Opponent	Score
				27	H	Ohio	64 47	57	A	Saint Louis	81 84
				35	H	St. John's (NY)	76 57	59	H	Dayton	89 58
				36	H	St. Bonaventure	74 62	81	A	VCU	71 67
				39	A	Princeton	66 94	82	A	Central Mich.	68 49
				41	H	George Washington	52 70				

Non-Div I Games: Slippery Rock 79 54

Duquesne

■ Loss, 
 ■ Non-Conf, 
 ■ S Site, 
 ■ H Home 
 ■ A Away 
 N Neutral

Average RPI Win:	240	WON-LOST	WINNING	LAST 10	STRENGTH OF	OPP. STRENGTH	TEAM	ADJ.	CONF.	ADJ CONF.
Average RPI Loss:	123	RECORD	PCT. RANK	GAMES	SCHEDULE	OF SCHEDULE	RPI	RPI	RPI	RPI
DIV. I ONLY	13- 12	160	6- 4	199	183	156	156	17	17	
DIV. I NON-CONF.	5- 7	198	0- 0	141	130	144	144	15	15	
TOTALS	RPI 1-25	RPI 26-50	W-L RECORDS	RPI 51-100	RPI 101-150	RPI 150+				
13- 12	0- 1	0- 0	OVERALL	0- 3	4- 5	9- 3				
7- 3	0- 0	0- 0	HOME	0- 1	1- 2	6- 0				
6- 9	0- 1	0- 0	AWAY	0- 2	3- 3	3- 3				
0- 0	0- 0	0- 0	NEUTRAL	0- 0	0- 0	0- 0				
5- 7	0- 1	0- 0	NON-CONFERENCE	0- 2	3- 2	2- 2				
3- 0	0- 0	0- 0	HOME	0- 0	1- 0	2- 0				
2- 7	0- 1	0- 0	AWAY	0- 2	2- 2	0- 2				
0- 0	0- 0	0- 0	NEUTRAL	0- 0	0- 0	0- 0				
8- 5	0- 0	0- 0	CONFERENCE	0- 1	1- 3	7- 1				
4- 3	0- 0	0- 0	HOME	0- 1	0- 2	4- 0				
4- 2	0- 0	0- 0	AWAY	0- 0	1- 1	3- 1				
0- 0	0- 0	0- 0	NEUTRAL	0- 0	0- 0	0- 0				

RPI 1-25				RPI 26-50				RPI 51-100				RPI 101+ Team's RPI: 156			
RPI	S	Opponent	Score	RPI	S	Opponent	Score	RPI	S	Opponent	Score	RPI	S	Opponent	Score
18	A	Tennessee	49 85					53	H	Chattanooga	57 65	111	A	Mercer	55 53
								75	A	Vanderbilt	39 65	111	H	Mercer	45 61
								87	A	Elon	38 50	112	A	Samford	47 55
												112	H	Samford	51 56
												113	A	Wake Forest	52 69
												115	A	Iona	50 56
												122	H	UNC Asheville	74 68
												145	A	Old Dominion	56 52
												147	A	Davidson	65 58
												185	A	Eastern Ky.	41 64
												222	A	Furman	77 81
												222	H	Furman	68 64
												268	H	Austin Peay	80 76
												272	A	Appalachian St.	52 70
												284	H	Campbell	70 55
												297	A	UNCG	80 77
												297	H	UNCG	89 73
												306	A	Wofford	70 54
												306	H	Wofford	70 69
												309	A	Western Caro.	45 43
												309	H	Western Caro.	74 62
LAST 12 Division I GAMES:															
112	H	Samford	51 56	53	H	Chattanooga	57 65								
111	H	Mercer	45 61	111	A	Mercer	55 53								
297	A	UNCG	80 77	112	A	Samford	47 55								
309	A	Western Caro.	45 43	309	H	Western Caro.	74 62								
222	H	Furman	68 64	297	H	UNCG	89 73								
306	H	Wofford	70 69	306	A	Wofford	70 54								

Non-Div I Games: Armstrong St. 62 52 Lees-McRae 73 46 Brevard 69 46

ETSU

Loss, Non-Conf, S Site, H Home A Away N Neutral

# East Carolina

Through Games Of Feb. 20, 2016

Average RPI Win:	244	WON-LOST	WINNING	LAST 10	STRENGTH OF	OPP. STRENGTH	TEAM	ADJ.	CONF.	ADJ CONF.
Average RPI Loss:	79	RECORD	PCT. RANK	GAMES	SCHEDULE	OF SCHEDULE	RPI	RPI	RPI	RPI
DIV. I ONLY	10- 17	251	2- 8	70	107	161	161	9	9	
DIV. I NON-CONF.	6- 6	160	0- 0	35	235	108	108	7	7	
TOTALS	RPI 1-25	RPI 26-50	W-L RECORDS	RPI 51-100	RPI 101-150	RPI 150+				
10- 17	0- 3	0- 3	OVERALL	0- 6	0- 2	10- 3				
4- 6	0- 1	0- 1	HOME	0- 2	0- 1	4- 1				
4- 6	0- 1	0- 1	AWAY	0- 2	0- 0	4- 2				
2- 5	0- 1	0- 1	NEUTRAL	0- 2	0- 1	2- 0				
6- 6	0- 1	0- 1	NON-CONFERENCE	0- 3	0- 1	6- 0				
2- 0	0- 0	0- 0	HOME	0- 0	0- 0	2- 0				
2- 1	0- 0	0- 0	AWAY	0- 1	0- 0	2- 0				
2- 5	0- 1	0- 1	NEUTRAL	0- 2	0- 1	2- 0				
4- 11	0- 2	0- 2	CONFERENCE	0- 3	0- 1	4- 3				
2- 6	0- 1	0- 1	HOME	0- 2	0- 1	2- 1				
2- 5	0- 1	0- 1	AWAY	0- 1	0- 0	2- 2				
0- 0	0- 0	0- 0	NEUTRAL	0- 0	0- 0	0- 0				

RPI 1-25				RPI 26-50				RPI 51-100				RPI 101+ Team's RPI: 161			
RPI	S	Opponent	Score	RPI	S	Opponent	Score	RPI	S	Opponent	Score	RPI	S	Opponent	Score
2	N	South Carolina	57 88	27	N	Ohio	61 64	52	A	Auburn	69 83	106	H	Memphis	78 79
3	A	UConn	46 92	42	A	South Fla.	54 75	53	N	Chattanooga	61 72	138	N	Creighton	66 91
3	H	UConn	41 84	42	H	South Fla.	59 61	69	H	Temple	63 83	170	A	SMU	67 74
								83	A	Tulane	73 78	182	A	Delaware	68 58
								83	H	Tulane	51 66	189	A	Tulsa	79 81
								100	N	Northwestern	75 78	189	H	Tulsa	54 55
												195	H	Cincinnati	63 60
												198	N	Eastern Wash.	80 62
												208	N	UTRGV	70 59
												213	H	Presbyterian	84 57
												266	A	UCF	71 56
												280	A	Houston	68 59
												280	H	Houston	76 70
												310	H	Alcorn	87 58
												312	A	A&M-Corpus Christi	82 46
LAST 12 Division I GAMES:															
		3	H	UConn	41	84				69	H	Temple	63	83	
		280	A	Houston	68	59				83	A	Tulane	73	78	
		106	H	Memphis	78	79				195	H	Cincinnati	63	60	
		170	A	SMU	67	74				42	A	South Fla.	54	75	
		3	A	UConn	46	92				280	H	Houston	76	70	
		189	H	Tulsa	54	55				266	A	UCF	71	56	

Non-Div I Games:

East Carolina

Loss, Non-Conf, S Site, H Home A Away N Neutral

Average RPI Win: 200	WON-LOST	WINNING	LAST 10	STRENGTH OF	OPP. STRENGTH	TEAM	ADJ.	CONF.	ADJ CONF.
Average RPI Loss: 207	RECORD	PCT. RANK	GAMES	SCHEDULE	OF SCHEDULE	RPI	RPI	RPI	RPI
DIV. I ONLY	3- 23	339	2- 8	244	287	341	341	24	24
DIV. I NON-CONF.	1- 11	336	0- 0	169	319	321	321	24	24
TOTALS	RPI 1-25	RPI 26-50	W-L RECORDS	RPI 51-100	RPI 101-150	RPI 150+			
3- 23	0- 0	0- 0	OVERALL	0- 3	1- 1	2- 19			
3- 9	0- 0	0- 0	HOME	0- 1	1- 0	2- 8			
0- 14	0- 0	0- 0	AWAY	0- 2	0- 1	0- 11			
0- 0	0- 0	0- 0	NEUTRAL	0- 0	0- 0	0- 0			
1- 11	0- 0	0- 0	NON-CONFERENCE	0- 1	1- 1	0- 9			
1- 4	0- 0	0- 0	HOME	0- 0	1- 0	0- 4			
0- 7	0- 0	0- 0	AWAY	0- 1	0- 1	0- 5			
0- 0	0- 0	0- 0	NEUTRAL	0- 0	0- 0	0- 0			
2- 12	0- 0	0- 0	CONFERENCE	0- 2	0- 0	2- 10			
2- 5	0- 0	0- 0	HOME	0- 1	0- 0	2- 4			
0- 7	0- 0	0- 0	AWAY	0- 1	0- 0	0- 6			
0- 0	0- 0	0- 0	NEUTRAL	0- 0	0- 0	0- 0			

RPI S	Opponent	Score	RPI S	Opponent	Score	RPI S	Opponent	Score	RPI S	Opponent	Score	Team's RPI: 341
						57	A Saint Louis	47 78	106	A Memphis	49 80	
						88	H UT Martin	39 65	125	H IUPUI	77 71	
						99	A Belmont	61 89	167	A SIUE	75 87	
									169	H Loyola Chicago	75 86	
									172	H Milwaukee	71 82	
									185	H Eastern Ky.	56 75	
									193	H Stetson	66 68	
									195	A Cincinnati	57 70	
									206	A Southeast Mo. St.	52 82	
									206	H Southeast Mo. St.	64 59	
									218	A Ill.-Chicago	54 66	
									227	H Western Ill.	69 92	
									231	A Indiana St.	42 60	
									257	A Omaha	67 76	
									258	A Northern Ill.	63 79	
									261	H Tennessee St.	53 62	
									268	A Austin Peay	45 80	
									268	H Austin Peay	64 56	
									271	A Murray St.	56 66	
									271	H Murray St.	71 74	
									273	A Tennessee Tech	74 81	
									288	A Jacksonville St.	52 60	
									304	H Morehead St.	77 85	
LAST 12 Division I GAMES:												
			206	A Southeast Mo. St.	52 82		268	A Austin Peay	45 80			
			271	H Murray St.	71 74		88	H UT Martin	39 65			
			268	H Austin Peay	64 56		304	H Morehead St.	77 85			
			206	H Southeast Mo. St.	64 59		185	H Eastern Ky.	56 75			
			167	A SIUE	75 87		99	A Belmont	61 89			
			271	A Murray St.	56 66		261	H Tennessee St.	53 62			

Non-Div I Games:

Eastern Ill.

■ Loss, 
 ■ Non-Conf, 
 ■ S Site, 
 ■ H Home 
 ■ A Away 
 N Neutral

Average RPI Win:	255	WON-LOST	WINNING	LAST 10	STRENGTH OF	OPP. STRENGTH	TEAM	ADJ.	CONF.	ADJ CONF.
Average RPI Loss:	158	RECORD	PCT. RANK	GAMES	SCHEDULE	OF SCHEDULE	RPI	RPI	RPI	RPI
DIV. I ONLY	13- 10	136	6- 4	276	246	185	185	24	24	
DIV. I NON-CONF.	4- 5	193	0- 0	144	153	165	165	24	24	
TOTALS	RPI 1-25	RPI 26-50	W-L RECORDS	RPI 51-100	RPI 101-150	RPI 150+				
13- 10	0- 0	0- 1	OVERALL	1- 3	0- 1	12- 5				
7- 3	0- 0	0- 0	HOME	1- 0	0- 1	6- 2				
5- 6	0- 0	0- 0	AWAY	0- 3	0- 0	5- 3				
1- 1	0- 0	0- 1	NEUTRAL	0- 0	0- 0	1- 0				
4- 5	0- 0	0- 1	NON-CONFERENCE	0- 2	0- 1	4- 1				
2- 1	0- 0	0- 0	HOME	0- 0	0- 1	2- 0				
1- 3	0- 0	0- 0	AWAY	0- 2	0- 0	1- 1				
1- 1	0- 0	0- 1	NEUTRAL	0- 0	0- 0	1- 0				
9- 5	0- 0	0- 0	CONFERENCE	1- 1	0- 0	8- 4				
5- 2	0- 0	0- 0	HOME	1- 0	0- 0	4- 2				
4- 3	0- 0	0- 0	AWAY	0- 1	0- 0	4- 2				
0- 0	0- 0	0- 0	NEUTRAL	0- 0	0- 0	0- 0				

RPI 1-25				RPI 26-50				RPI 51-100				RPI 101+ Team's RPI: 185			
RPI	S	Opponent	Score	RPI	S	Opponent	Score	RPI	S	Opponent	Score	RPI	S	Opponent	Score
				46	N	North Carolina St.	62 73	51	A	Western Ky.	60 76	104	H	Wright St.	69 71
								88	H	UT Martin	70 61	156	H	ETSU	64 41
								92	A	Missouri St.	63 87	167	A	SIUE	74 89
								99	A	Belmont	61 72	187	A	Richmond	62 81
												206	H	Southeast Mo. St.	56 55
												256	N	Saint Francis (PA)	88 82
												261	A	Tennessee St.	70 66
												261	H	Tennessee St.	78 67
												265	A	Miami (OH)	77 72
												268	A	Austin Peay	66 94
												271	H	Murray St.	72 60
												273	H	Tennessee Tech	72 77
												288	A	Jacksonville St.	76 50
												288	H	Jacksonville St.	54 56
												304	A	Morehead St.	89 77
												304	H	Morehead St.	100 93
												309	H	Western Caro.	91 62
												341	A	Eastern Ill.	75 56
LAST 12 Division I GAMES:															
				304	A	Morehead St.	89 77	288	H	Jacksonville St.	54 56				
				288	A	Jacksonville St.	76 50	273	H	Tennessee Tech	72 77				
				261	H	Tennessee St.	78 67	271	H	Murray St.	72 60				
				99	A	Belmont	61 72	167	A	SIUE	74 89				
				261	A	Tennessee St.	70 66	341	A	Eastern Ill.	75 56				
				304	H	Morehead St.	100 93	206	H	Southeast Mo. St.	56 55				

Non-Div I Games:	Cincinnati Christian	112	34	Davis & Elkins	73	58
------------------	----------------------	-----	----	----------------	----	----

Eastern Ky.

Loss, Non-Conf, S Site, H Home A Away N Neutral

Average RPI Win:	193	WON-LOST	WINNING	LAST 10	STRENGTH OF	OPP. STRENGTH	TEAM	ADJ.	CONF.	ADJ CONF.
Average RPI Loss:	97	RECORD	PCT. RANK	GAMES	SCHEDULE	OF SCHEDULE	RPI	RPI	RPI	RPI
DIV. I ONLY	15- 8	89	6- 4	139	139	96	96	12	12	
DIV. I NON-CONF.	7- 2	57	0- 0	150	124	54	54	13	13	
TOTALS	RPI 1-25	RPI 26-50	W-L RECORDS	RPI 51-100	RPI 101-150	RPI 150+				
15- 8	0- 1	0- 1	OVERALL	2- 3	5- 2	8- 1				
8- 3	0- 0	0- 1	HOME	2- 1	3- 1	3- 0				
7- 4	0- 1	0- 0	AWAY	0- 1	2- 1	5- 1				
0- 1	0- 0	0- 0	NEUTRAL	0- 1	0- 0	0- 0				
7- 2	0- 1	0- 0	NON-CONFERENCE	1- 1	2- 0	4- 0				
3- 0	0- 0	0- 0	HOME	1- 0	1- 0	1- 0				
4- 1	0- 1	0- 0	AWAY	0- 0	1- 0	3- 0				
0- 1	0- 0	0- 0	NEUTRAL	0- 1	0- 0	0- 0				
8- 6	0- 0	0- 1	CONFERENCE	1- 2	3- 2	4- 1				
5- 3	0- 0	0- 1	HOME	1- 1	2- 1	2- 0				
3- 3	0- 0	0- 0	AWAY	0- 1	1- 1	2- 1				
0- 0	0- 0	0- 0	NEUTRAL	0- 0	0- 0	0- 0				

RPI 1-25				RPI 26-50				RPI 51-100 Team's RPI: 96				RPI 101+			
RPI	S	Opponent	Score	RPI	S	Opponent	Score	RPI	S	Opponent	Score	RPI	S	Opponent	Score
14	A	Kentucky	67 89	27	H	Ohio	64 71	60	N	Abilene Christian	59 83	103	A	Harvard	85 81
								67	H	Michigan	64 63	118	H	Western Mich.	70 66
								73	A	Ball St.	54 76	131	A	Akron	72 75
								82	H	Central Mich.	65 66	131	H	Akron	65 68
								98	H	Toledo	59 41	141	A	Buffalo	70 55
												141	H	Buffalo	67 56
												148	H	Oral Roberts	77 69
												157	A	Detroit	85 68
												208	H	UTRGV	78 56
												254	A	Bowling Green	63 67
												258	A	Northern Ill.	87 80
												258	H	Northern Ill.	84 60
												265	A	Miami (OH)	70 46
												267	A	Monmouth	78 68
												324	H	Kent St.	72 51
												344	A	Air Force	72 59
LAST 12 Division I GAMES:															
258	H	Northern Ill.	84 60	254	A	Bowling Green	63 67								
141	A	Buffalo	70 55	98	H	Toledo	59 41								
265	A	Miami (OH)	70 46	73	A	Ball St.	54 76								
118	H	Western Mich.	70 66	324	H	Kent St.	72 51								
82	H	Central Mich.	65 66	27	H	Ohio	64 71								
131	A	Akron	72 75	258	A	Northern Ill.	87 80								

Non-Div I Games: Madonna 104 45 Hillsdale 94 77

Eastern Mich.

Loss, Non-Conf, S Site, H Home A Away N Neutral

Average RPI Win:	243	WON-LOST	WINNING	LAST 10	STRENGTH OF	OPP. STRENGTH	TEAM	ADJ.	CONF.	ADJ CONF.
Average RPI Loss:	145	RECORD	PCT. RANK	GAMES	SCHEDULE	OF SCHEDULE	RPI	RPI	RPI	RPI
DIV. I ONLY	17- 9	83	7- 3	337	127	198	198	20	20	
DIV. I NON-CONF.	5- 6	180	0- 0	304	218	267	267	22	22	
TOTALS	RPI 1-25	RPI 26-50	W-L RECORDS	RPI 51-100	RPI 101-150	RPI 150+				
17- 9	0- 0	0- 0	OVERALL	0- 2	2- 4	15- 3				
10- 3	0- 0	0- 0	HOME	0- 1	1- 1	9- 1				
7- 3	0- 0	0- 0	AWAY	0- 0	1- 1	6- 0				
0- 3	0- 0	0- 0	NEUTRAL	0- 1	0- 1	0- 1				
5- 6	0- 0	0- 0	NON-CONFERENCE	0- 2	0- 3	5- 1				
3- 2	0- 0	0- 0	HOME	0- 1	0- 1	3- 0				
2- 1	0- 0	0- 0	AWAY	0- 0	0- 1	2- 0				
0- 3	0- 0	0- 0	NEUTRAL	0- 1	0- 1	0- 1				
12- 3	0- 0	0- 0	CONFERENCE	0- 0	2- 1	10- 2				
7- 1	0- 0	0- 0	HOME	0- 0	1- 0	6- 1				
5- 2	0- 0	0- 0	AWAY	0- 0	1- 1	4- 1				
0- 0	0- 0	0- 0	NEUTRAL	0- 0	0- 0	0- 0				

RPI 1-25			RPI 26-50			RPI 51-100			RPI 101+ Team's RPI: 198		
RPI	S	Opponent	Score	RPI	S	Opponent	Score	RPI	S	Opponent	Score
						60 H Abilene Christian	60 72	107 A Gonzaga		56 78	
						100 N Northwestern	70 74	116 A North Dakota		69 72	
								116 H North Dakota		60 57	
								137 A Idaho		74 66	
								138 N Creighton		60 66	
								144 H Boise St.		79 84	
								161 N East Carolina		62 80	
								164 H Montana St.		81 69	
								168 A Sacramento St.		100 83	
								168 H Sacramento St.		91 94	
								175 A Northern Colo.		66 57	
								175 H Northern Colo.		59 55	
								191 H Montana		67 65	
								207 H Utah Valley		68 64	
								275 A Northern Ariz.		81 71	
								275 H Northern Ariz.		72 65	
								291 A Wichita St.		67 62	
								298 H CSUN		70 59	
								314 A Portland St.		79 81	
								314 H Portland St.		70 57	
								328 A Southern Utah		85 82	
								328 H Southern Utah		64 53	
								338 A Cal St. Fullerton		68 57	
								344 H Air Force		65 44	
LAST 12 Division I GAMES:											
						314 H Portland St.	70 57	168 A Sacramento St.		100 83	
						168 H Sacramento St.	91 94	314 A Portland St.		79 81	
						175 A Northern Colo.	66 57	191 H Montana		67 65	
						116 A North Dakota	69 72	164 H Montana St.		81 69	
						328 H Southern Utah	64 53	275 A Northern Ariz.		81 71	
						275 H Northern Ariz.	72 65	328 A Southern Utah		85 82	

Non-Div I Games: Eastern Ore. 64 40

Eastern Wash.

■ Loss, 
■ Non-Conf, 
■ S Site, 
■ H Home 
■ A Away 
N Neutral

Average RPI Win:	191	WON-LOST	WINNING	LAST 10	STRENGTH OF	OPP. STRENGTH	TEAM	ADJ.	CONF.	ADJ CONF.
Average RPI Loss:	115	RECORD	PCT. RANK	GAMES	SCHEDULE	OF SCHEDULE	RPI	RPI	RPI	RPI
DIV. I ONLY	15- 9	99	7- 3	126	108	87	87	13	13	
DIV. I NON-CONF.	6- 4	125	0- 0	51	68	48	48	12	12	
TOTALS	RPI 1-25	RPI 26-50	W-L RECORDS	RPI 51-100	RPI 101-150	RPI 150+				
15- 9	0- 1	1- 2	OVERALL	2- 2	0- 1	12- 3				
8- 2	0- 0	0- 1	HOME	2- 0	0- 0	6- 1				
7- 7	0- 1	1- 1	AWAY	0- 2	0- 1	6- 2				
0- 0	0- 0	0- 0	NEUTRAL	0- 0	0- 0	0- 0				
6- 4	0- 1	1- 1	NON-CONFERENCE	1- 0	0- 1	4- 1				
3- 0	0- 0	0- 0	HOME	1- 0	0- 0	2- 0				
3- 4	0- 1	1- 1	AWAY	0- 0	0- 1	2- 1				
0- 0	0- 0	0- 0	NEUTRAL	0- 0	0- 0	0- 0				
9- 5	0- 0	0- 1	CONFERENCE	1- 2	0- 0	8- 2				
5- 2	0- 0	0- 1	HOME	1- 0	0- 0	4- 1				
4- 3	0- 0	0- 0	AWAY	0- 2	0- 0	4- 1				
0- 0	0- 0	0- 0	NEUTRAL	0- 0	0- 0	0- 0				

RPI 1-25				RPI 26-50				RPI 51-100				Team's RPI: 87	RPI 101+			
RPI	S	Opponent	Score	RPI	S	Opponent	Score	RPI	S	Opponent	Score		RPI	S	Opponent	Score
2	A	South Carolina	63 78	34	H	James Madison	76 81	71	A	Hofstra	49 59		119	A	Liberty	63 72
				37	A	West Virginia	57 67	71	H	Hofstra	61 60		156	H	ETSU	50 38
				46	A	North Carolina St.	69 66	79	H	Charlotte	90 83		159	A	Northeastern	56 54
								94	A	Drexel	31 74		159	H	Northeastern	61 67
													182	A	Delaware	66 64
													203	H	William & Mary	73 51
													217	A	Col. of Charleston	54 38
													217	H	Col. of Charleston	52 41
													222	A	Furman	65 55
													230	A	Navy	70 73
													247	H	High Point	80 69
													252	A	UNCW	67 60
													252	H	UNCW	70 53
													270	A	American	62 54
													287	A	Towson	78 85
													287	H	Towson	80 58
LAST 12 Division I GAMES:																
				217	A	Col. of Charleston	54 38					159	A	Northeastern	56 54	
				159	H	Northeastern	61 67					252	H	UNCW	70 53	
				287	H	Towson	80 58					217	H	Col. of Charleston	52 41	
				182	A	Delaware	66 64					94	A	Drexel	31 74	
				203	H	William & Mary	73 51					287	A	Towson	78 85	
				71	A	Hofstra	49 59					34	H	James Madison	76 81	

Non-Div I Games: Lenoir-Rhyne 67 29

Elon

■ Loss, 
 ■ Non-Conf, 
 ■ S Site, 
 ■ H Home 
 ■ A Away 
 N Neutral



Average RPI Win:	292	WON-LOST	WINNING	LAST 10	STRENGTH OF	OPP. STRENGTH	TEAM	ADJ.	CONF.	ADJ CONF.
Average RPI Loss:	176	RECORD	PCT. RANK	GAMES	SCHEDULE	OF SCHEDULE	RPI	RPI	RPI	RPI
DIV. I ONLY	2- 22	344	1- 9	183	264	329	329	21	21	
DIV. I NON-CONF.	1- 10	330	0- 0	91	309	273	273	17	17	
TOTALS	RPI 1-25	RPI 26-50	W-L RECORDS	RPI 51-100	RPI 101-150	RPI 150+				
2- 22	0- 0	0- 0	OVERALL	0- 5	0- 6	2- 11				
1- 9	0- 0	0- 0	HOME	0- 2	0- 2	1- 5				
1- 11	0- 0	0- 0	AWAY	0- 2	0- 4	1- 5				
0- 2	0- 0	0- 0	NEUTRAL	0- 1	0- 0	0- 1				
1- 10	0- 0	0- 0	NON-CONFERENCE	0- 4	0- 2	1- 4				
0- 4	0- 0	0- 0	HOME	0- 2	0- 1	0- 1				
1- 4	0- 0	0- 0	AWAY	0- 1	0- 1	1- 2				
0- 2	0- 0	0- 0	NEUTRAL	0- 1	0- 0	0- 1				
1- 12	0- 0	0- 0	CONFERENCE	0- 1	0- 4	1- 7				
1- 5	0- 0	0- 0	HOME	0- 0	0- 1	1- 4				
0- 7	0- 0	0- 0	AWAY	0- 1	0- 3	0- 3				
0- 0	0- 0	0- 0	NEUTRAL	0- 0	0- 0	0- 0				

RPI 1-25				RPI 26-50				RPI 51-100				RPI 101+				Team's RPI: 329	
RPI	S	Opponent	Score	RPI	S	Opponent	Score	RPI	S	Opponent	Score	RPI	S	Opponent	Score		
								61	N	Santa Clara	44 62	109	A	UNI	51 62		
								70	A	Nebraska	40 85	110	A	Drake	52 94		
								73	H	Ball St.	53 73	125	H	IUPUI	62 68		
								88	H	UT Martin	48 75	135	A	Southern Ill.	56 74		
								92	A	Missouri St.	70 77	135	H	Southern Ill.	63 66		
												142	A	Xavier	57 65		
												164	N	Montana St.	55 81		
												169	A	Loyola Chicago	54 67		
												169	H	Loyola Chicago	49 63		
												231	H	Indiana St.	44 59		
												254	A	Bowling Green	56 74		
												265	A	Miami (OH)	85 91		
												271	H	Murray St.	54 73		
												277	A	Cleveland St.	72 63		
												291	A	Wichita St.	50 58		
												291	H	Wichita St.	31 44		
												307	A	Bradley	52 66		
												307	H	Bradley	62 46		
												316	H	Illinois St.	57 64		
LAST 12 Division I GAMES:																	
				291	H	Wichita St.	31 44					291	A	Wichita St.	50 58		
				135	H	Southern Ill.	63 66					92	A	Missouri St.	70 77		
				169	A	Loyola Chicago	54 67					135	A	Southern Ill.	56 74		
				307	A	Bradley	52 66					307	H	Bradley	62 46		
				231	H	Indiana St.	44 59					169	H	Loyola Chicago	49 63		
				316	H	Illinois St.	57 64					110	A	Drake	52 94		

Non-Div I Games:

Evansville

Average RPI Win:	210	WON-LOST	WINNING	LAST 10	STRENGTH OF	OPP. STRENGTH	TEAM	ADJ.	CONF.	ADJ CONF.
Average RPI Loss:	73	RECORD	PCT. RANK	GAMES	SCHEDULE	OF SCHEDULE	RPI	RPI	RPI	RPI
DIV. I ONLY	23- 4	17	10- 0	170	203	62	62	29	29	
DIV. I NON-CONF.	11- 4	76	0- 0	61	75	53	53	27	27	
TOTALS	RPI 1-25	RPI 26-50	W-L RECORDS	RPI 51-100	RPI 101-150	RPI 150+				
23- 4	0- 0	1- 3	OVERALL	1- 0	5- 0	16- 1				
10- 2	0- 0	0- 1	HOME	1- 0	2- 0	7- 1				
11- 0	0- 0	1- 0	AWAY	0- 0	1- 0	9- 0				
2- 2	0- 0	0- 2	NEUTRAL	0- 0	2- 0	0- 0				
11- 4	0- 0	1- 3	NON-CONFERENCE	1- 0	5- 0	4- 1				
4- 2	0- 0	0- 1	HOME	1- 0	2- 0	1- 1				
5- 0	0- 0	1- 0	AWAY	0- 0	1- 0	3- 0				
2- 2	0- 0	0- 2	NEUTRAL	0- 0	2- 0	0- 0				
12- 0	0- 0	0- 0	CONFERENCE	0- 0	0- 0	12- 0				
6- 0	0- 0	0- 0	HOME	0- 0	0- 0	6- 0				
6- 0	0- 0	0- 0	AWAY	0- 0	0- 0	6- 0				
0- 0	0- 0	0- 0	NEUTRAL	0- 0	0- 0	0- 0				

RPI 1-25				RPI 26-50				RPI 51-100				Team's RPI: 62		RPI 101+			
RPI	S	Opponent	Score	RPI	S	Opponent	Score	RPI	S	Opponent	Score			RPI	S	Opponent	Score
				27	N	Ohio	57 69	52	H	Auburn	52 45			102	H	Quinnipiac	71 70
				32	N	Mississippi St.	60 65							103	H	Harvard	74 65
				41	A	George Washington	64 60							118	N	Western Mich.	60 42
				44	H	Arkansas St.	48 62							124	N	Arizona	57 55
														131	A	Akron	82 64
														151	A	Jacksonville	59 55
														151	H	Jacksonville	58 39
														188	H	Fla. Atlantic	55 62
														193	H	Stetson	61 48
														204	A	USC Upstate	56 44
														204	H	USC Upstate	54 43
														215	H	Hartford	64 44
														249	A	N.C. A&T	60 36
														253	A	Providence	50 41
														292	A	Kennesaw St.	78 47
														292	H	Kennesaw St.	63 41
														300	A	FIU	81 53
														321	A	North Florida	65 38
														321	H	North Florida	75 50
														334	A	Lipscomb	71 39
														343	A	NJIT	53 32
														343	H	NJIT	70 37
LAST 12 Division I GAMES:																	
				292	H	Kennesaw St.	63 41			321	A	North Florida	65 38				
				204	A	USC Upstate	56 44			292	A	Kennesaw St.	78 47				
				343	A	NJIT	53 32			334	A	Lipscomb	71 39				
				151	A	Jacksonville	59 55			343	H	NJIT	70 37				
				321	H	North Florida	75 50			204	H	USC Upstate	54 43				
				151	H	Jacksonville	58 39			193	H	Stetson	61 48				

Non-Div I Games: St. Thomas (FL) 86 33

FGCU

Average RPI Win:	253	WON-LOST	WINNING	LAST 10	STRENGTH OF	OPP. STRENGTH	TEAM	ADJ.	CONF.	ADJ CONF.
Average RPI Loss:	148	RECORD	PCT. RANK	GAMES	SCHEDULE	OF SCHEDULE	RPI	RPI	RPI	RPI
DIV. I ONLY	4- 22	328	2- 8	163	142	300	300	11	11	
DIV. I NON-CONF.	2- 9	296	0- 0	257	223	328	328	10	10	
TOTALS	RPI 1-25	RPI 26-50	W-L RECORDS	RPI 51-100	RPI 101-150	RPI 150+				
4- 22	0- 2	0- 1	OVERALL	0- 5	1- 4	3- 10				
3- 12	0- 1	0- 0	HOME	0- 4	1- 2	2- 5				
1- 10	0- 0	0- 0	AWAY	0- 0	0- 0	1- 2				
0- 0	0- 0	0- 0	NEUTRAL	0- 0	0- 0	0- 0				
2- 9	0- 0	0- 1	NON-CONFERENCE	0- 2	0- 1	2- 5				
2- 5	0- 0	0- 0	HOME	0- 2	0- 1	2- 2				
0- 4	0- 0	0- 1	AWAY	0- 0	0- 0	0- 3				
0- 0	0- 0	0- 0	NEUTRAL	0- 0	0- 0	0- 0				
2- 13	0- 2	0- 0	CONFERENCE	0- 3	1- 3	1- 5				
1- 7	0- 1	0- 0	HOME	0- 2	1- 1	0- 3				
1- 6	0- 1	0- 0	AWAY	0- 1	0- 2	1- 2				
0- 0	0- 0	0- 0	NEUTRAL	0- 0	0- 0	0- 0				

RPI	S	Opponent	Score	RPI	S	Opponent	Score	RPI	S	Opponent	Score	RPI	S	Opponent	Score	Team's RPI: 300
24	A	UTEP	52 70	28	A	Miami (FL)	55 83	51	H	Western Ky.	69 71	113	H	Wake Forest	53 57	
24	H	UTEP	57 69					62	H	FGCU	53 81	139	H	UAB	72 61	
								76	H	Middle Tenn.	62 85	145	A	Old Dominion	49 84	
								79	A	Charlotte	74 87	149	A	Southern Miss.	55 82	
								89	H	Marquette	83 95	150	H	Marshall	58 65	
												151	A	Jacksonville	44 80	
												171	A	Louisiana Tech	63 82	
												188	A	Fla. Atlantic	82 87	
												209	H	Rhode Island	50 68	
												223	H	North Texas	40 58	
												224	H	Rice	62 68	
												262	A	UTSA	59 54	
												262	H	UTSA	52 63	
												266	A	UCF	72 89	
												277	A	Cleveland St.	57 64	
												289	H	Florida A&M	81 65	
												291	H	Wichita St.	62 76	
												322	H	UMass Lowell	71 68	
LAST 12 Division I GAMES:																
224	H	Rice	62 68	145	A	Old Dominion	49 84									
223	H	North Texas	40 58	79	A	Charlotte	74 87									
262	A	UTSA	59 54	24	H	UTEP	57 69									
24	A	UTEP	52 70	262	H	UTSA	52 63									
76	H	Middle Tenn.	62 85	149	A	Southern Miss.	55 82									
139	H	UAB	72 61	171	A	Louisiana Tech	63 82									

Non-Div I Games:

FIU

## Fairfield

Through Games Of Feb. 20, 2016

Average RPI Win:	249	WON-LOST	WINNING	LAST 10	STRENGTH OF	OPP. STRENGTH	TEAM	ADJ.	CONF.	ADJ CONF.
Average RPI Loss:	160	RECORD	PCT. RANK	GAMES	SCHEDULE	OF SCHEDULE	RPI	RPI	RPI	RPI
DIV. I ONLY	16- 10	103	9- 1	284	242	192	192	23	23	
DIV. I NON-CONF.	5- 4	138	0- 0	128	202	156	156	23	23	
TOTALS	RPI 1-25	RPI 26-50	W-L RECORDS	RPI 51-100	RPI 101-150	RPI 150+				
16- 10	0- 0	0- 2	OVERALL	0- 1	1- 2	15- 5				
10- 6	0- 0	0- 1	HOME	0- 1	1- 2	9- 2				
6- 4	0- 0	0- 1	AWAY	0- 0	0- 0	6- 3				
0- 0	0- 0	0- 0	NEUTRAL	0- 0	0- 0	0- 0				
5- 4	0- 0	0- 2	NON-CONFERENCE	0- 1	1- 0	4- 1				
4- 2	0- 0	0- 1	HOME	0- 1	1- 0	3- 0				
1- 2	0- 0	0- 1	AWAY	0- 0	0- 0	1- 1				
0- 0	0- 0	0- 0	NEUTRAL	0- 0	0- 0	0- 0				
11- 6	0- 0	0- 0	CONFERENCE	0- 0	0- 2	11- 4				
6- 4	0- 0	0- 0	HOME	0- 0	0- 2	6- 2				
5- 2	0- 0	0- 0	AWAY	0- 0	0- 0	5- 2				
0- 0	0- 0	0- 0	NEUTRAL	0- 0	0- 0	0- 0				

RPI 1-25				RPI 26-50				RPI 51-100				RPI 101+				Team's RPI: 192	
RPI	S	Opponent	Score	RPI	S	Opponent	Score	RPI	S	Opponent	Score	RPI	S	Opponent	Score		
				35	A	St. John's (NY)	54 73	71	H	Hofstra	53 67	102	H	Quinnipiac	55 64		
				48	H	Albany (NY)	50 62					103	H	Harvard	67 50		
												115	H	Iona	46 56		
												173	A	Cornell	35 59		
												178	H	Marist	57 72		
												194	A	Canisius	51 50		
												194	H	Canisius	52 48		
												219	A	Siena	71 51		
												219	H	Siena	67 55		
												228	H	Sacred Heart	61 50		
												234	A	Manhattan	59 57		
												234	H	Manhattan	55 70		
												251	A	Loyola Maryland	71 45		
												267	A	Monmouth	68 60		
												267	H	Monmouth	80 70		
												274	H	La Salle	62 59		
												286	A	Rider	55 39		
												286	H	Rider	63 56		
												305	A	Niagara	55 56		
												305	H	Niagara	61 43		
												317	H	IPFW	74 62		
												335	A	Saint Peter's	46 56		
												335	H	Saint Peter's	76 49		
LAST 12 Division I GAMES:																	
				219	A	Siena	71 51					286	H	Rider	63 56		
				267	H	Monmouth	80 70					194	H	Canisius	52 48		
				335	H	Saint Peter's	76 49					102	H	Quinnipiac	55 64		
				219	H	Siena	67 55					234	A	Manhattan	59 57		
				305	H	Niagara	61 43					286	A	Rider	55 39		
				267	A	Monmouth	68 60					335	A	Saint Peter's	46 56		

Non-Div I Games:

Fairfield

■ Loss, 
 ■ Non-Conf, 
 ■ S Site, 
 ■ H Home 
 ■ A Away 
 N Neutral

Average RPI Win:	286	WON-LOST	WINNING	LAST 10	STRENGTH OF	OPP. STRENGTH	TEAM	ADJ.	CONF.	ADJ CONF.
Average RPI Loss:	220	RECORD	PCT. RANK	GAMES	SCHEDULE	OF SCHEDULE	RPI	RPI	RPI	RPI
DIV. I ONLY	10- 18	257	5- 5	310	337	311	311	30	30	
DIV. I NON-CONF.	3- 10	277	0- 0	254	243	317	317	32	32	
TOTALS	RPI 1-25	RPI 26-50	W-L RECORDS	RPI 51-100	RPI 101-150	RPI 150+				
10- 18	0- 0	0- 1	OVERALL	0- 1	0- 2	10- 14				
7- 8	0- 0	0- 0	HOME	0- 0	0- 0	7- 8				
2- 8	0- 0	0- 1	AWAY	0- 1	0- 1	2- 5				
1- 2	0- 0	0- 0	NEUTRAL	0- 0	0- 1	1- 1				
3- 10	0- 0	0- 1	NON-CONFERENCE	0- 1	0- 2	3- 6				
2- 5	0- 0	0- 0	HOME	0- 0	0- 0	2- 5				
0- 3	0- 0	0- 1	AWAY	0- 1	0- 1	0- 0				
1- 2	0- 0	0- 0	NEUTRAL	0- 0	0- 1	1- 1				
7- 8	0- 0	0- 0	CONFERENCE	0- 0	0- 0	7- 8				
5- 3	0- 0	0- 0	HOME	0- 0	0- 0	5- 3				
2- 5	0- 0	0- 0	AWAY	0- 0	0- 0	2- 5				
0- 0	0- 0	0- 0	NEUTRAL	0- 0	0- 0	0- 0				

[illegible]

Non-Div I Games:

Fairleigh Dickinson

■ Loss, ■ Non-Conf, S Site, H Home A Away N Neutral

Average RPI Win:	219	WON-LOST	WINNING	LAST 10	STRENGTH OF	OPP. STRENGTH	TEAM	ADJ.	CONF.	ADJ CONF.
Average RPI Loss:	118	RECORD	PCT. RANK	GAMES	SCHEDULE	OF SCHEDULE	RPI	RPI	RPI	RPI
DIV. I ONLY	11- 14	211	2- 8	90	177	188	188	11	11	
DIV. I NON-CONF.	7- 3	91	0- 0	60	312	83	83	10	10	
TOTALS	RPI 1-25	RPI 26-50	W-L RECORDS	RPI 51-100	RPI 101-150	RPI 150+				
11- 14	0- 2	0- 1	OVERALL	1- 4	2- 3	8- 4				
9- 6	0- 1	0- 0	HOME	0- 3	2- 1	7- 1				
1- 8	0- 1	0- 1	AWAY	1- 1	0- 2	0- 3				
1- 0	0- 0	0- 0	NEUTRAL	0- 0	0- 0	1- 0				
7- 3	0- 0	0- 1	NON-CONFERENCE	1- 1	1- 0	5- 1				
5- 1	0- 0	0- 0	HOME	0- 1	1- 0	4- 0				
1- 2	0- 0	0- 1	AWAY	1- 0	0- 0	0- 1				
1- 0	0- 0	0- 0	NEUTRAL	0- 0	0- 0	1- 0				
4- 11	0- 2	0- 0	CONFERENCE	0- 3	1- 3	3- 3				
4- 5	0- 1	0- 0	HOME	0- 2	1- 1	3- 1				
0- 6	0- 1	0- 0	AWAY	0- 1	0- 2	0- 2				
0- 0	0- 0	0- 0	NEUTRAL	0- 0	0- 0	0- 0				

RPI	S	Opponent	Score	RPI	S	Opponent	Score	RPI	S	Opponent	Score	RPI	S	Opponent	Score	Team's RPI: 188
24	A	UTEP	47 75	49	A	Kansas St.	53 102	51	H	Western Ky.	62 81	131	H	Akron	91 77	
24	H	UTEP	66 78					62	A	FGCU	62 55	139	H	UAB	62 67	
								68	H	South Dakota	53 76	145	A	Old Dominion	45 85	
								76	H	Middle Tenn.	73 83	149	A	Southern Miss.	80 89	
								79	A	Charlotte	79 85	150	H	Marshall	84 73	
												171	A	Louisiana Tech	62 65	
												172	H	Milwaukee	71 67	
												191	A	Montana	69 83	
												223	H	North Texas	71 61	
												224	H	Rice	54 75	
												259	H	Bethune-Cookman	82 60	
												261	N	Tennessee St.	69 64	
												262	A	UTSA	54 57	
												262	H	UTSA	64 51	
												265	H	Miami (OH)	68 65	
												300	H	FIU	87 82	
												326	H	Delaware St.	83 55	
LAST 12 Division I GAMES:																
223	H	North Texas	71 61	79	A	Charlotte	79 85	145	A	Old Dominion	45 85	262	H	UTSA	64 51	
224	H	Rice	54 75	24	A	UTEP	47 75	24	H	UTEP	66 78	171	A	Louisiana Tech	62 65	
262	A	UTSA	54 57	139	H	UAB	62 67	149	A	Southern Miss.	80 89					
76	H	Middle Tenn.	73 83													

Non-Div I Games: Keiser 74 52

Fla. Atlantic

# Florida

Through Games Of Feb. 20, 2016

Average RPI Win:	137	WON-LOST	WINNING	LAST 10	STRENGTH OF	OPP. STRENGTH	TEAM	ADJ.	CONF.	ADJ CONF.
Average RPI Loss:	35	RECORD	PCT. RANK	GAMES	SCHEDULE	OF SCHEDULE	RPI	RPI	RPI	RPI
DIV. I ONLY	20- 6	39	6- 4	49	30	20	20	2	2	
DIV. I NON-CONF.	12- 1	9	0- 0	157	100	20	20	2	2	
TOTALS	RPI 1-25	RPI 26-50	W-L RECORDS	RPI 51-100	RPI 101-150	RPI 150+				
20- 6	4- 2	2- 2	OVERALL	2- 2	2- 0	10- 0				
12- 2	3- 1	2- 1	HOME	1- 0	1- 0	5- 0				
6- 4	1- 1	0- 1	AWAY	0- 2	1- 0	4- 0				
2- 0	0- 0	0- 0	NEUTRAL	1- 0	0- 0	1- 0				
12- 1	1- 0	2- 0	NON-CONFERENCE	1- 1	0- 0	8- 0				
7- 0	1- 0	2- 0	HOME	0- 0	0- 0	4- 0				
3- 1	0- 0	0- 0	AWAY	0- 1	0- 0	3- 0				
2- 0	0- 0	0- 0	NEUTRAL	1- 0	0- 0	1- 0				
8- 5	3- 2	0- 2	CONFERENCE	1- 1	2- 0	2- 0				
5- 2	2- 1	0- 1	HOME	1- 0	1- 0	1- 0				
3- 3	1- 1	0- 1	AWAY	0- 1	1- 0	1- 0				
0- 0	0- 0	0- 0	NEUTRAL	0- 0	0- 0	0- 0				

RPI S	Opponent	Score	RPI S	Opponent	Score	RPI S	Opponent	Score	RPI S	Opponent	Score
2	A South Carolina	71 86	32	H Mississippi St.	70 76	52	A Auburn	58 80	130	H LSU	53 45
13	H Florida St.	82 72	33	A Missouri	64 79	69	A Temple	91 97	133	A Arkansas	71 66
14	H Kentucky	85 79	44	H Arkansas St.	76 72	73	N Ball St.	85 79	155	H Alabama	80 72
15	H Texas A&M	83 81	46	H North Carolina St.	79 72	75	H Vanderbilt	79 67	162	A Ole Miss	85 65
18	A Tennessee	74 66							176	A Colorado	83 61
23	H Georgia	61 71							177	A Wisconsin	91 75
									186	A South Ala.	72 60
									221	H Robert Morris	79 52
									256	H Saint Francis (PA)	122 65
									266	N UCF	93 79
									292	H Kennesaw St.	84 57
									294	H Savannah St.	99 34
LAST 12 Division I GAMES:											
75	H Vanderbilt	79 67	33	A Missouri	64 79						
52	A Auburn	58 80	155	H Alabama	80 72						
2	A South Carolina	71 86	130	H LSU	53 45						
15	H Texas A&M	83 81	23	H Georgia	61 71						
14	H Kentucky	85 79	162	A Ole Miss	85 65						
133	A Arkansas	71 66	18	A Tennessee	74 66						

Non-Div I Games:

Florida

Loss, Non-Conf, S Site, H Home A Away N Neutral

Average RPI Win:	284	WON-LOST	WINNING	LAST 10	STRENGTH OF	OPP. STRENGTH	TEAM	ADJ.	CONF.	ADJ CONF.
Average RPI Loss:	228	RECORD	PCT. RANK	GAMES	SCHEDULE	OF SCHEDULE	RPI	RPI	RPI	RPI
DIV. I ONLY	12- 11	157	6- 3	348	300	289	289	31	31	
DIV. I NON-CONF.	4- 7	222	0- 1	345	136	314	314	30	30	
TOTALS	RPI 1-25	RPI 26-50	W-L RECORDS	RPI 51-100	RPI 101-150	RPI 150+				
12- 11	0- 0	0- 1	OVERALL	0- 0	0- 2	12- 8				
6- 4	0- 0	0- 0	HOME	0- 0	0- 1	6- 3				
4- 6	0- 0	0- 1	AWAY	0- 0	0- 1	4- 4				
2- 1	0- 0	0- 0	NEUTRAL	0- 0	0- 0	2- 1				
4- 7	0- 0	0- 1	NON-CONFERENCE	0- 0	0- 2	4- 4				
1- 2	0- 0	0- 0	HOME	0- 0	0- 1	1- 1				
1- 4	0- 0	0- 1	AWAY	0- 0	0- 1	1- 2				
2- 1	0- 0	0- 0	NEUTRAL	0- 0	0- 0	2- 1				
8- 4	0- 0	0- 0	CONFERENCE	0- 0	0- 0	8- 4				
5- 2	0- 0	0- 0	HOME	0- 0	0- 0	5- 2				
3- 2	0- 0	0- 0	AWAY	0- 0	0- 0	3- 2				
0- 0	0- 0	0- 0	NEUTRAL	0- 0	0- 0	0- 0				

RPI 1-25			RPI 26-50			RPI 51-100			RPI 101+ Team's RPI: 289		
RPI	S	Opponent	Score	RPI	S	Opponent	Score	RPI	S	Opponent	Score
				40	A	Southern California	45 88				
								111	H	Mercer	50 54
								117	A	North Carolina	58 94
								165	A	Hampton	66 59
								184	N	UC Davis	61 58
								233	H	Morgan St.	62 67
								248	A	Clemson	77 68
								249	A	N.C. A&T	51 80
								259	A	Bethune-Cookman	60 67
								259	H	Bethune-Cookman	53 48
								263	H	Coppin St.	79 73
								266	A	UCF	55 93
								292	H	Kennesaw St.	69 67
								294	H	Savannah St.	59 38
								300	A	FIU	65 81
								308	H	South Carolina St.	62 68
								309	N	Western Caro.	53 69
								313	H	Southeastern La.	57 62
								326	H	Delaware St.	86 56
								332	N	New Orleans	71 60
								346	A	Norfolk St.	83 67
								349	A	N.C. Central	69 54
								349	H	N.C. Central	55 45
LAST 12 Division I GAMES:											
259	H	Bethune-Cookman	53 48	263	H	Coppin St.	79 73				
349	A	N.C. Central	69 54	233	H	Morgan St.	62 67				
249	A	N.C. A&T	51 80	165	A	Hampton	66 59				
326	H	Delaware St.	86 56	346	A	Norfolk St.	83 67				
349	H	N.C. Central	55 45	111	H	Mercer	50 54				
259	A	Bethune-Cookman	60 67	294	H	Savannah St.	59 38				

Non-Div I Games: Clark Atlanta 98 88 Fla. Memorial 66 62

Florida A&M

Loss, Non-Conf, S Site, H Home A Away N Neutral



Average RPI Win:	147	WON-LOST	WINNING	LAST 10	STRENGTH OF	OPP. STRENGTH	TEAM	ADJ.	CONF.	ADJ CONF.
Average RPI Loss:	13	RECORD	PCT. RANK	GAMES	SCHEDULE	OF SCHEDULE	RPI	RPI	RPI	RPI
DIV. I ONLY	21- 5	28	9- 1	53	58	13	13	4	4	
DIV. I NON-CONF.	10- 3	61	0- 0	29	120	23	23	5	5	
TOTALS	RPI 1-25	RPI 26-50	W-L RECORDS	RPI 51-100	RPI 101-150	RPI 150+				
21- 5	0- 5	3- 0	OVERALL	4- 0	7- 0	7- 0				
14- 0	0- 0	1- 0	HOME	4- 0	5- 0	4- 0				
6- 4	0- 4	2- 0	AWAY	0- 0	2- 0	2- 0				
1- 1	0- 1	0- 0	NEUTRAL	0- 0	0- 0	1- 0				
10- 3	0- 3	1- 0	NON-CONFERENCE	2- 0	2- 0	5- 0				
8- 0	0- 0	1- 0	HOME	2- 0	2- 0	3- 0				
1- 2	0- 2	0- 0	AWAY	0- 0	0- 0	1- 0				
1- 1	0- 1	0- 0	NEUTRAL	0- 0	0- 0	1- 0				
11- 2	0- 2	2- 0	CONFERENCE	2- 0	5- 0	2- 0				
6- 0	0- 0	0- 0	HOME	2- 0	3- 0	1- 0				
5- 2	0- 2	2- 0	AWAY	0- 0	2- 0	1- 0				
0- 0	0- 0	0- 0	NEUTRAL	0- 0	0- 0	0- 0				

RPI 1-25				Team's RPI: 13		RPI 26-50				RPI 51-100				RPI 101+			
RPI	S	Opponent	Score	RPI	S	Opponent	Score	RPI	S	Opponent	Score	RPI	S	Opponent	Score		
3	N	UConn	49 73	28	A	Miami (FL)	69 58	69	H	Temple	75 47	111	H	Mercer	79 36		
9	A	Arizona St.	56 68	47	A	Duke	69 53	83	H	Tulane	78 72	113	A	Wake Forest	96 55		
16	A	Syracuse	73 83	50	H	Rutgers	65 43	86	H	Georgia Tech	75 69	114	H	Boston College	75 42		
17	A	Louisville	69 79					91	H	Virginia	70 48	117	H	North Carolina	94 63		
20	A	Florida	72 82									120	A	Pittsburgh	66 55		
												121	H	Virginia Tech	68 50		
												139	H	UAB	84 44		
												151	H	Jacksonville	77 60		
												235	N	Sam Houston St.	94 37		
												248	A	Clemson	85 40		
												248	H	Clemson	75 56		
												271	H	Murray St.	101 59		
												321	H	North Florida	80 28		
												327	A	LIU Brooklyn	78 42		
LAST 12 Division I GAMES:																	
16	A	Syracuse	73 83	28	A	Miami (FL)	69 58	91	H	Virginia	70 48	120	A	Pittsburgh	66 55		
117	H	North Carolina	94 63	47	A	Duke	69 53	86	H	Georgia Tech	75 69	114	H	Boston College	75 42		
47	A	Duke	69 53	50	H	Rutgers	65 43										
248	H	Clemson	75 56														
121	H	Virginia Tech	68 50														
113	A	Wake Forest	96 55														

Non-Div I Games:

Florida St.

■ Loss, 
 ■ Non-Conf, 
 ■ S Site, 
 ■ Home 
 ■ A Away 
 N Neutral

Average RPI Win:	222	WON-LOST	WINNING	LAST 10	STRENGTH OF	OPP. STRENGTH	TEAM	ADJ.	CONF.	ADJ CONF.
Average RPI Loss:	90	RECORD	PCT. RANK	GAMES	SCHEDULE	OF SCHEDULE	RPI	RPI	RPI	RPI
DIV. I ONLY	12- 14	194	6- 4	143	94	174	174	7	7	
DIV. I NON-CONF.	5- 8	209	0- 0	173	143	226	226	8	8	
TOTALS	RPI 1-25	RPI 26-50	W-L RECORDS	RPI 51-100	RPI 101-150	RPI 150+				
12- 14	0- 2	1- 3	OVERALL	0- 3	2- 4	9- 2				
10- 3	0- 0	1- 0	HOME	0- 2	2- 0	7- 1				
2- 9	0- 0	0- 2	AWAY	0- 1	0- 0	2- 0				
0- 2	0- 1	0- 0	NEUTRAL	0- 0	0- 1	0- 0				
5- 8	0- 1	0- 2	NON-CONFERENCE	0- 2	0- 2	5- 1				
4- 3	0- 0	0- 0	HOME	0- 2	0- 0	4- 1				
1- 3	0- 0	0- 2	AWAY	0- 0	0- 1	1- 0				
0- 2	0- 1	0- 0	NEUTRAL	0- 0	0- 1	0- 0				
7- 6	0- 1	1- 1	CONFERENCE	0- 1	2- 2	4- 1				
6- 0	0- 0	1- 0	HOME	0- 0	2- 0	3- 0				
1- 6	0- 1	0- 1	AWAY	0- 1	0- 2	1- 1				
0- 0	0- 0	0- 0	NEUTRAL	0- 0	0- 0	0- 0				

RPI 1-25				RPI 26-50				RPI 51-100				RPI 101+ Team's RPI: 174			
RPI	S	Opponent	Score	RPI	S	Opponent	Score	RPI	S	Opponent	Score	RPI	S	Opponent	Score
16	N	Syracuse	54 76	36	A	St. Bonaventure	41 55	69	H	Temple	44 57	105	A	Saint Joseph's	51 61
21	A	Duquesne	40 55	38	A	Seton Hall	54 66	75	H	Vanderbilt	40 53	105	H	Saint Joseph's	47 40
				39	A	Princeton	44 55	81	A	VCU	51 61	127	A	Penn St.	59 75
				41	H	George Washington	76 69					140	N	Texas Tech	48 62
												147	A	Davidson	51 69
												147	H	Davidson	51 40
												180	H	George Mason	66 54
												182	H	Delaware	48 55
												187	A	Richmond	48 52
												209	H	Rhode Island	50 42
												232	A	Massachusetts	60 55
												234	A	Manhattan	60 49
												274	H	La Salle	54 44
												279	H	Central Conn. St.	63 48
												312	H	A&M-Corpus Christi	67 49
												325	H	Lafayette	61 49
												326	H	Delaware St.	74 58
LAST 12 Division I GAMES:															
187	A	Richmond	48 52	81	A	VCU	51 61								
274	H	La Salle	54 44	147	A	Davidson	51 69								
105	A	Saint Joseph's	51 61	105	H	Saint Joseph's	47 40								
232	A	Massachusetts	60 55	180	H	George Mason	66 54								
41	H	George Washington	76 69	21	A	Duquesne	40 55								
209	H	Rhode Island	50 42	36	A	St. Bonaventure	41 55								

Non-Div I Games:

Fordham

■ Loss, 
 ■ Non-Conf, S Site, 
 ■ Home 
 ■ Away 
 N Neutral

Average RPI Win:	233	WON-LOST	WINNING	LAST 10	STRENGTH OF	OPP. STRENGTH	TEAM	ADJ.	CONF.	ADJ CONF.
Average RPI Loss:	108	RECORD	PCT. RANK	GAMES	SCHEDULE	OF SCHEDULE	RPI	RPI	RPI	RPI
DIV. I ONLY	14- 9	108	8- 2	184	159	134	134	19	19	
DIV. I NON-CONF.	2- 7	280	0- 0	22	35	187	187	20	20	
TOTALS	RPI 1-25	RPI 26-50	W-L RECORDS	RPI 51-100	RPI 101-150	RPI 150+				
14- 9	0- 0	0- 2	OVERALL	0- 4	1- 0	13- 3				
7- 4	0- 0	0- 2	HOME	0- 1	1- 0	6- 1				
6- 5	0- 0	0- 0	AWAY	0- 3	0- 0	6- 2				
1- 0	0- 0	0- 0	NEUTRAL	0- 0	0- 0	1- 0				
2- 7	0- 0	0- 2	NON-CONFERENCE	0- 4	0- 0	2- 1				
1- 3	0- 0	0- 2	HOME	0- 1	0- 0	1- 0				
0- 4	0- 0	0- 0	AWAY	0- 3	0- 0	0- 1				
1- 0	0- 0	0- 0	NEUTRAL	0- 0	0- 0	1- 0				
12- 2	0- 0	0- 0	CONFERENCE	0- 0	1- 0	11- 2				
6- 1	0- 0	0- 0	HOME	0- 0	1- 0	5- 1				
6- 1	0- 0	0- 0	AWAY	0- 0	0- 0	6- 1				
0- 0	0- 0	0- 0	NEUTRAL	0- 0	0- 0	0- 0				

RPI S	Opponent	Score	RPI S	Opponent	Score	RPI S	Opponent	Score	RPI S	Opponent	Score	Team's RPI: 134
29	H Washington	79 89	54	A UC Riverside	68 86	144	H Boise St.	62 57				
41	H George Washington	53 61	58	A St. Mary's (CA)	81 83	159	N Northeastern	69 55				
			74	A Utah	63 78	181	A New Mexico	69 65				
			80	H San Diego	68 72	190	A Cal Poly	60 64				
						196	A San Jose St.	59 54				
						196	H San Jose St.	64 66				
						202	A Utah St.	67 61				
						211	A UNLV	57 52				
						211	H UNLV	58 54				
						238	A Wyoming	49 42				
						238	H Wyoming	64 52				
						240	H CSU Bakersfield	57 52				
						250	A San Diego St.	54 65				
						250	H San Diego St.	54 49				
						323	A Nevada	67 59				
						323	H Nevada	65 56				
						344	H Air Force	70 46				
LAST 12 Division I GAMES:												
202	A Utah St.	67 61	238	A Wyoming	49 42							
238	H Wyoming	64 52	344	H Air Force	70 46							
323	H Nevada	65 56	250	H San Diego St.	54 49							
250	A San Diego St.	54 65	196	A San Jose St.	59 54							
211	A UNLV	57 52	144	H Boise St.	62 57							
196	H San Jose St.	64 66	323	A Nevada	67 59							

Non-Div I Games: Fresno Pacific 78 33 Stanislaus St. 72 49

Fresno St.

Loss, Non-Conf, S Site, H Home A Away N Neutral

Average RPI Win: <b>270</b>	WON-LOST	WINNING	LAST 10	STRENGTH OF	OPP. STRENGTH	TEAM	ADJ.	CONF.	ADJ CONF.
Average RPI Loss: <b>130</b>	RECORD	PCT. RANK	GAMES	SCHEDULE	OF SCHEDULE	RPI	RPI	RPI	RPI
DIV. I ONLY	<b>12- 13</b>	<b>184</b>	<b>6- 4</b>	<b>270</b>	<b>199</b>	<b>222</b>	<b>222</b>	<b>17</b>	<b>17</b>
DIV. I NON-CONF.	<b>5- 8</b>	<b>209</b>	<b>0- 0</b>	<b>244</b>	<b>249</b>	<b>233</b>	<b>233</b>	<b>15</b>	<b>15</b>
TOTALS	RPI 1-25	RPI 26-50	W-L RECORDS	RPI 51-100	RPI 101-150	RPI 150+			
12- 13	0- 1	0- 0	OVERALL	0- 4	0- 5	12- 3			
7- 5	0- 0	0- 0	HOME	0- 2	0- 3	7- 0			
5- 8	0- 0	0- 0	AWAY	0- 1	0- 1	5- 0			
0- 0	0- 0	0- 0	NEUTRAL	0- 0	0- 0	0- 0			
5- 8	0- 1	0- 0	NON-CONFERENCE	0- 2	0- 3	5- 2			
3- 2	0- 0	0- 0	HOME	0- 1	0- 1	3- 0			
2- 6	0- 1	0- 0	AWAY	0- 1	0- 2	2- 2			
0- 0	0- 0	0- 0	NEUTRAL	0- 0	0- 0	0- 0			
7- 5	0- 0	0- 0	CONFERENCE	0- 2	0- 2	7- 1			
4- 3	0- 0	0- 0	HOME	0- 1	0- 2	4- 0			
3- 2	0- 0	0- 0	AWAY	0- 1	0- 0	3- 1			
0- 0	0- 0	0- 0	NEUTRAL	0- 0	0- 0	0- 0			

RPI 1-25				RPI 26-50				RPI 51-100				RPI 101+ Team's RPI: 222			
RPI	S	Opponent	Score	RPI	S	Opponent	Score	RPI	S	Opponent	Score	RPI	S	Opponent	Score
23	A	Georgia	39 <b>77</b>					53	A	Chattanooga	46 <b>61</b>	111	H	Mercer	50 <b>61</b>
								53	H	Chattanooga	50 <b>56</b>	112	H	Samford	45 <b>58</b>
								81	A	VCU	45 <b>67</b>	121	A	Virginia Tech	30 <b>59</b>
								87	H	Elon	55 <b>65</b>	122	A	UNC Asheville	71 <b>84</b>
												147	H	Davidson	51 <b>69</b>
												156	A	ETSU	64 <b>68</b>
												156	H	ETSU	81 77
												187	A	Richmond	69 62
												204	A	USC Upstate	75 63
												248	H	Clemson	70 49
												272	A	Appalachian St.	78 <b>92</b>
												297	A	UNCG	75 59
												297	H	UNCG	85 71
												306	A	Wofford	70 61
												306	H	Wofford	70 64
												308	H	South Carolina St.	59 46
												309	A	Western Caro.	83 76
												309	H	Western Caro.	71 56
												318	H	Winthrop	71 52
												349	A	N.C. Central	61 <b>66</b>
LAST 12 Division I GAMES:															
309	H	Western Caro.	71 56	112	H	Samford	45 <b>58</b>								
297	H	UNCG	85 71	297	A	UNCG	75 59								
306	H	Wofford	70 64	309	A	Western Caro.	83 76								
156	A	ETSU	64 <b>68</b>	306	A	Wofford	70 61								
53	A	Chattanooga	46 <b>61</b>	53	H	Chattanooga	50 <b>56</b>								
111	H	Mercer	50 <b>61</b>	156	H	ETSU	81 77								

Non-Div I Games: Converse 89 52 North Greenville 69 39

Furman

Loss, Non-Conf, S Site, H Home A Away N Neutral

## Ga. Southern

Through Games Of Feb. 20, 2016

Average RPI Win:	261	WON-LOST	WINNING	LAST 10	STRENGTH OF	OPP. STRENGTH	TEAM	ADJ.	CONF.	ADJ CONF.
Average RPI Loss:	165	RECORD	PCT. RANK	GAMES	SCHEDULE	OF SCHEDULE	RPI	RPI	RPI	RPI
DIV. I ONLY	7- 18	280	3- 7	185	263	278	278	16	16	
DIV. I NON-CONF.	3- 6	234	0- 0	239	347	275	275	14	14	
TOTALS	RPI 1-25	RPI 26-50	W-L RECORDS	RPI 51-100	RPI 101-150	RPI 150+				
7- 18	0- 1	0- 2	OVERALL	0- 0	0- 4	7- 11				
4- 8	0- 0	0- 1	HOME	0- 0	0- 2	4- 5				
3- 9	0- 1	0- 1	AWAY	0- 0	0- 2	3- 5				
0- 1	0- 0	0- 0	NEUTRAL	0- 0	0- 0	0- 1				
3- 6	0- 1	0- 0	NON-CONFERENCE	0- 0	0- 1	3- 4				
2- 2	0- 0	0- 0	HOME	0- 0	0- 0	2- 2				
1- 3	0- 1	0- 0	AWAY	0- 0	0- 1	1- 1				
0- 1	0- 0	0- 0	NEUTRAL	0- 0	0- 0	0- 1				
4- 12	0- 0	0- 2	CONFERENCE	0- 0	0- 3	4- 7				
2- 6	0- 0	0- 1	HOME	0- 0	0- 2	2- 3				
2- 6	0- 0	0- 1	AWAY	0- 0	0- 1	2- 4				
0- 0	0- 0	0- 0	NEUTRAL	0- 0	0- 0	0- 0				

RPI 1-25				RPI 26-50				RPI 51-100				RPI 101+ Team's RPI: 278			
RPI	S	Opponent	Score	RPI	S	Opponent	Score	RPI	S	Opponent	Score	RPI	S	Opponent	Score
23	A	Georgia	28 75	44	A	Arkansas St.	54 77					111	A	Mercer	50 62
				44	H	Arkansas St.	52 79					126	A	Little Rock	36 69
												126	H	Little Rock	45 50
												128	H	La.-Lafayette	39 56
												152	A	UT Arlington	31 70
												152	H	UT Arlington	41 53
												179	A	Troy	68 84
												179	H	Troy	66 81
												186	A	South Ala.	45 48
												186	H	South Ala.	57 43
												193	A	Stetson	57 79
												220	A	Texas St.	56 61
												220	H	Texas St.	78 64
												221	H	Robert Morris	49 64
												259	N	Bethune-Cookman	49 65
												269	A	Georgia St.	61 50
												272	A	Appalachian St.	65 50
												288	H	Jacksonville St.	60 56
												290	H	La.-Monroe	49 50
												294	A	Savannah St.	64 48
												301	H	Charleston So.	64 51
												334	H	Lipscomb	55 66
LAST 12 Division I GAMES:															
126	H	Little Rock	45 50	44	A	Arkansas St.	54 77	126	A	Little Rock	36 69				
44	H	Arkansas St.	52 79	272	A	Appalachian St.	65 50	269	A	Georgia St.	61 50				
186	A	South Ala.	45 48	290	H	La.-Monroe	49 50	128	H	La.-Lafayette	39 56				
179	A	Troy	68 84												
220	H	Texas St.	78 64												
152	H	UT Arlington	41 53												

Non-Div I Games:

Ga. Southern

■ Loss, 
 ■ Non-Conf, S Site, 
 ■ Home 
 ■ Away 
 N Neutral

Average RPI Win:	244	WON-LOST	WINNING	LAST 10	STRENGTH OF	OPP. STRENGTH	TEAM	ADJ.	CONF.	ADJ CONF.
Average RPI Loss:	199	RECORD	PCT. RANK	GAMES	SCHEDULE	OF SCHEDULE	RPI	RPI	RPI	RPI
DIV. I ONLY	15- 10	114	6- 4	307	265	210	210	28	28	
DIV. I NON-CONF.	4- 4	160	0- 0	316	115	266	266	29	29	
TOTALS	RPI 1-25	RPI 26-50	W-L RECORDS	RPI 51-100	RPI 101-150	RPI 150+				
15- 10	0- 0	0- 0	OVERALL	0- 0	3- 3	12- 7				
11- 2	0- 0	0- 0	HOME	0- 0	1- 0	10- 2				
4- 5	0- 0	0- 0	AWAY	0- 0	2- 1	2- 4				
0- 3	0- 0	0- 0	NEUTRAL	0- 0	0- 2	0- 1				
4- 4	0- 0	0- 0	NON-CONFERENCE	0- 0	1- 2	3- 2				
3- 1	0- 0	0- 0	HOME	0- 0	0- 0	3- 1				
1- 0	0- 0	0- 0	AWAY	0- 0	1- 0	0- 0				
0- 3	0- 0	0- 0	NEUTRAL	0- 0	0- 2	0- 1				
11- 6	0- 0	0- 0	CONFERENCE	0- 0	2- 1	9- 5				
8- 1	0- 0	0- 0	HOME	0- 0	1- 0	7- 1				
3- 5	0- 0	0- 0	AWAY	0- 0	1- 1	2- 4				
0- 0	0- 0	0- 0	NEUTRAL	0- 0	0- 0	0- 0				

RPI 1-25			RPI 26-50			RPI 51-100			RPI 101+			Team's RPI: 210
RPI	S	Opponent	Score	RPI	S	Opponent	Score	RPI	S	Opponent	Score	
								117	A	North Carolina	66	65
								118	N	Western Mich.	44	71
								119	A	Liberty	51	73
								119	H	Liberty	61	57
								122	A	UNC Asheville	58	56
								124	N	Arizona	60	79
								153	H	Pacific	77	84
								170	N	SMU	61	69
								200	A	Radford	51	54
								200	H	Radford	54	50
								213	A	Presbyterian	53	60
								213	H	Presbyterian	51	40
								247	A	High Point	79	72
								247	H	High Point	82	70
								276	H	Coastal Caro.	56	59
								284	A	Campbell	70	35
								284	H	Campbell	68	56
								292	H	Kennesaw St.	70	56
								297	H	UNCG	59	57
								301	A	Charleston So.	63	66
								301	H	Charleston So.	63	55
								306	H	Wofford	64	61
								318	A	Winthrop	62	81
								318	H	Winthrop	70	52
								320	H	Longwood	67	42
LAST 12 Division I GAMES:												
								301	A	Charleston So.	63	66
								213	A	Presbyterian	53	60
								119	A	Liberty	51	73
								200	H	Radford	54	50
								320	H	Longwood	67	42
								122	A	UNC Asheville	58	56
								301	H	Charleston So.	63	55
301	A	Charleston So.	63	66								
213	H	Presbyterian	51	40								
247	A	High Point	79	72								
200	A	Radford	51	54								
318	H	Winthrop	70	52								
284	H	Campbell	68	56								

Non-Div I Games: Montreat 84 49 Bluefield Col. 64 51

Gardner-Webb

Loss, Non-Conf, S Site, H Home A Away N Neutral

## George Mason

Through Games Of Feb. 20, 2016

Average RPI Win:	202	WON-LOST	WINNING	LAST 10	STRENGTH OF	OPP. STRENGTH	TEAM	ADJ.	CONF.	ADJ CONF.
Average RPI Loss:	103	RECORD	PCT. RANK	GAMES	SCHEDULE	OF SCHEDULE	RPI	RPI	RPI	RPI
DIV. I ONLY	11- 16	229	4- 6	135	90	180	180	7	7	
DIV. I NON-CONF.	5- 8	209	0- 0	252	112	241	241	8	8	
TOTALS	RPI 1-25	RPI 26-50	W-L RECORDS	RPI 51-100	RPI 101-150	RPI 150+				
11- 16	0- 1	0- 2	OVERALL	2- 6	1- 3	8- 4				
7- 4	0- 1	0- 0	HOME	1- 2	1- 0	5- 1				
2- 11	0- 0	0- 2	AWAY	1- 3	0- 3	1- 3				
2- 1	0- 0	0- 0	NEUTRAL	0- 1	0- 0	2- 0				
5- 8	0- 0	0- 0	NON-CONFERENCE	0- 4	0- 2	5- 2				
3- 1	0- 0	0- 0	HOME	0- 1	0- 0	3- 0				
0- 6	0- 0	0- 0	AWAY	0- 2	0- 2	0- 2				
2- 1	0- 0	0- 0	NEUTRAL	0- 1	0- 0	2- 0				
6- 8	0- 1	0- 2	CONFERENCE	2- 2	1- 1	3- 2				
4- 3	0- 1	0- 0	HOME	1- 1	1- 0	2- 1				
2- 5	0- 0	0- 2	AWAY	1- 1	0- 1	1- 1				
0- 0	0- 0	0- 0	NEUTRAL	0- 0	0- 0	0- 0				

RPI 1-25				RPI 26-50				RPI 51-100				RPI 101+ Team's RPI: 180			
RPI	S	Opponent	Score	RPI	S	Opponent	Score	RPI	S	Opponent	Score	RPI	S	Opponent	Score
21	H	Duquesne	56 72	36	A	St. Bonaventure	55 70	51	N	Western Ky.	58 84	105	H	Saint Joseph's	55 41
				41	A	George Washington	68 82	52	A	Auburn	59 88	121	A	Virginia Tech	63 80
								57	A	Saint Louis	73 63	124	A	Arizona	60 68
								57	H	Saint Louis	50 61	147	A	Davidson	63 68
								59	A	Dayton	58 81	174	A	Fordham	54 66
								74	A	Utah	62 74	182	H	Delaware	90 83
								81	H	VCU	70 54	187	H	Richmond	50 57
								90	H	Georgetown	57 63	189	N	Tulsa	64 63
												200	A	Radford	63 66
												209	A	Rhode Island	68 65
												211	A	UNLV	59 67
												232	H	Massachusetts	64 59
												264	N	Pepperdine	71 63
												274	H	La Salle	79 70
												287	H	Towson	88 76
												344	H	Air Force	69 52
LAST 12 Division I GAMES:															
187	H	Richmond	50 57	57	H	Saint Louis	50 61								
209	A	Rhode Island	68 65	41	A	George Washington	68 82								
59	A	Dayton	58 81	81	H	VCU	70 54								
105	H	Saint Joseph's	55 41	36	A	St. Bonaventure	55 70								
147	A	Davidson	63 68	174	A	Fordham	54 66								
232	H	Massachusetts	64 59	274	H	La Salle	79 70								

Non-Div I Games:

George Mason

■ Loss, 
 ■ Non-Conf, 
 ■ S Site, 
 ■ H Home 
 ■ A Away 
 N Neutral

Average RPI Win:	148	WON-LOST	WINNING	LAST 10	STRENGTH OF	OPP. STRENGTH	TEAM	ADJ.	CONF.	ADJ CONF.
Average RPI Loss:	78	RECORD	PCT. RANK	GAMES	SCHEDULE	OF SCHEDULE	RPI	RPI	RPI	RPI
DIV. I ONLY	21- 6	33	7- 3	79	79	41	41	7	7	
DIV. I NON-CONF.	10- 3	61	0- 0	85	69	49	49	8	8	
TOTALS	RPI 1-25	RPI 26-50	W-L RECORDS	RPI 51-100	RPI 101-150	RPI 150+				
21- 6	1- 1	0- 1	OVERALL	5- 2	5- 1	10- 1				
11- 2	0- 0	0- 0	HOME	3- 2	1- 0	7- 0				
8- 3	1- 1	0- 1	AWAY	1- 0	4- 0	2- 1				
2- 1	0- 0	0- 0	NEUTRAL	1- 0	0- 1	1- 0				
10- 3	0- 1	0- 0	NON-CONFERENCE	2- 1	3- 1	5- 0				
5- 1	0- 0	0- 0	HOME	1- 1	1- 0	3- 0				
3- 1	0- 1	0- 0	AWAY	0- 0	2- 0	1- 0				
2- 1	0- 0	0- 0	NEUTRAL	1- 0	0- 1	1- 0				
11- 3	1- 0	0- 1	CONFERENCE	3- 1	2- 0	5- 1				
6- 1	0- 0	0- 0	HOME	2- 1	0- 0	4- 0				
5- 2	1- 0	0- 1	AWAY	1- 0	2- 0	1- 1				
0- 0	0- 0	0- 0	NEUTRAL	0- 0	0- 0	0- 0				

RPI 1-25				RPI 26-50				Team's RPI: 41	RPI 51-100				RPI 101+			
RPI	S	Opponent	Score	RPI	S	Opponent	Score		RPI	S	Opponent	Score	RPI	S	Opponent	Score
10	A	Stanford	63 84	36	A	St. Bonaventure	67 69		55	H	Villanova	78 70	104	N	Wright St.	71 77
21	A	Duquesne	70 52						56	N	Iowa	81 77	105	A	Saint Joseph's	70 45
									57	H	Saint Louis	89 80	106	A	Memphis	68 62
									59	A	Dayton	62 61	115	H	Iona	70 65
									59	H	Dayton	72 62	134	A	Fresno St.	61 53
									62	H	FGCU	60 64	147	A	Davidson	79 60
									81	H	VCU	68 79	154	A	Illinois	70 57
													174	A	Fordham	69 76
													180	H	George Mason	82 68
													183	H	Grambling	85 58
													187	A	Richmond	62 47
													209	H	Rhode Island	68 52
													215	H	Hartford	82 51
													232	H	Massachusetts	67 50
													270	H	American	78 48
													274	H	La Salle	83 59
													280	N	Houston	82 78
LAST 12 Division I GAMES:																
81	H	VCU	68 79	147	A	Davidson	79 60									
36	A	St. Bonaventure	67 69	180	H	George Mason	82 68									
59	H	Dayton	72 62	232	H	Massachusetts	67 50									
187	A	Richmond	62 47	21	A	Duquesne	70 52									
174	A	Fordham	69 76	274	H	La Salle	83 59									
57	H	Saint Louis	89 80	59	A	Dayton	62 61									

Non-Div I Games:

George Washington

■ Loss, 
 ■ Non-Conf, S Site, 
 ■ Home 
 ■ Away 
 N Neutral



Average RPI Win:	176	WON-LOST	WINNING	LAST 10	STRENGTH OF	OPP. STRENGTH	TEAM	ADJ.	CONF.	ADJ CONF.
Average RPI Loss:	80	RECORD	PCT. RANK	GAMES	SCHEDULE	OF SCHEDULE	RPI	RPI	RPI	RPI
DIV. I ONLY	14- 11	137	5- 5	87	84	90	90	6	6	
DIV. I NON-CONF.	7- 3	91	0- 0	163	274	78	78	6	6	
TOTALS	RPI 1-25	RPI 26-50	W-L RECORDS	RPI 51-100	RPI 101-150	RPI 150+				
14- 11	0- 2	1- 4	OVERALL	2- 1	4- 2	7- 2				
6- 3	0- 1	0- 2	HOME	1- 0	2- 0	3- 0				
6- 8	0- 1	1- 2	AWAY	1- 1	1- 2	3- 2				
2- 0	0- 0	0- 0	NEUTRAL	0- 0	1- 0	1- 0				
7- 3	0- 0	0- 1	NON-CONFERENCE	0- 0	2- 1	5- 1				
3- 0	0- 0	0- 0	HOME	0- 0	1- 0	2- 0				
2- 3	0- 0	0- 1	AWAY	0- 0	0- 1	2- 1				
2- 0	0- 0	0- 0	NEUTRAL	0- 0	1- 0	1- 0				
7- 8	0- 2	1- 3	CONFERENCE	2- 1	2- 1	2- 1				
3- 3	0- 1	0- 2	HOME	1- 0	1- 0	1- 0				
4- 5	0- 1	1- 1	AWAY	1- 1	1- 1	1- 1				
0- 0	0- 0	0- 0	NEUTRAL	0- 0	0- 0	0- 0				

RPI 1-25				RPI 26-50				RPI 51-100				RPI 101+			
RPI	S	Opponent	Score	RPI	S	Opponent	Score	RPI	S	Opponent	Score	RPI	S	Opponent	Score
22	A	DePaul	53 75	35	A	St. John's (NY)	55 63	55	A	Villanova	57 51	102	N	Quinnipiac	80 68
22	H	DePaul	66 80	35	H	St. John's (NY)	60 65	89	A	Marquette	72 87	106	A	Memphis	53 57
				36	A	St. Bonaventure	54 69	89	H	Marquette	75 72	121	H	Virginia Tech	73 56
				38	A	Seton Hall	73 65					138	A	Creighton	57 44
				38	H	Seton Hall	75 83					138	H	Creighton	69 57
												142	A	Xavier	54 59
												155	A	Alabama	66 78
												180	A	George Mason	63 57
												182	H	Delaware	61 50
												199	A	Butler	76 82
												253	A	Providence	82 51
												253	H	Providence	63 53
												287	H	Towson	82 46
												293	A	UMES	71 60
												333	N	St. Francis Brooklyn	74 52
LAST 12 Division I GAMES:															
35	A	St. John's (NY)	55 63	55	A	Villanova	57 51								
38	A	Seton Hall	73 65	38	H	Seton Hall	75 83								
22	H	DePaul	66 80	35	H	St. John's (NY)	60 65								
89	H	Marquette	75 72	89	A	Marquette	72 87								
138	A	Creighton	57 44	22	A	DePaul	53 75								
253	A	Providence	82 51	253	H	Providence	63 53								

Non-Div I Games:

Georgetown

■ Loss, 
 ■ Non-Conf, 
 ■ S Site, 
 ■ H Home 
 ■ A Away 
 N Neutral

Average RPI Win:	137	WON-LOST	WINNING	LAST 10	STRENGTH OF	OPP. STRENGTH	TEAM	ADJ.	CONF.	ADJ CONF.
Average RPI Loss:	53	RECORD	PCT. RANK	GAMES	SCHEDULE	OF SCHEDULE	RPI	RPI	RPI	RPI
DIV. I ONLY	19- 7	53	6- 1	26	57	23	23	2	2	
DIV. I NON-CONF.	12- 1	9	1- 0	98	161	14	14	2	2	
TOTALS	RPI 1-25	RPI 26-50	W-L RECORDS	RPI 51-100	RPI 101-150	RPI 150+				
19- 7	2- 4	3- 1	OVERALL	3- 0	3- 1	8- 1				
12- 3	0- 1	2- 1	HOME	2- 0	1- 1	7- 0				
6- 4	1- 3	1- 0	AWAY	1- 0	2- 0	1- 1				
1- 0	1- 0	0- 0	NEUTRAL	0- 0	0- 0	0- 0				
12- 1	1- 1	1- 0	NON-CONFERENCE	1- 0	2- 0	7- 0				
9- 0	0- 0	1- 0	HOME	1- 0	1- 0	6- 0				
2- 1	0- 1	0- 0	AWAY	0- 0	1- 0	1- 0				
1- 0	1- 0	0- 0	NEUTRAL	0- 0	0- 0	0- 0				
7- 6	1- 3	2- 1	CONFERENCE	2- 0	1- 1	1- 1				
3- 3	0- 1	1- 1	HOME	1- 0	0- 1	1- 0				
4- 3	1- 2	1- 0	AWAY	1- 0	1- 0	0- 1				
0- 0	0- 0	0- 0	NEUTRAL	0- 0	0- 0	0- 0				

RPI 1-25				Team's RPI: 23				RPI 26-50				RPI 51-100				RPI 101+			
RPI	S	Opponent	Score		RPI	S	Opponent	Score		RPI	S	Opponent	Score		RPI	S	Opponent	Score	
2	A	South Carolina	51	61	32	H	Mississippi St.	47	43	52	H	Auburn	63	30	104	A	Wright St.	63	57
12	N	BYU	66	58	33	A	Missouri	65	50	75	A	Vanderbilt	64	58	111	H	Mercer	57	44
14	H	Kentucky	53	64	33	H	Missouri	48	54	86	H	Georgia Tech	78	66	130	A	LSU	58	47
15	A	Texas A&M	62	73	38	H	Seton Hall	70	52						130	H	LSU	46	53
20	A	Florida	71	61											155	A	Alabama	50	64
25	A	Michigan St.	45	66											162	H	Ole Miss	70	56
															193	H	Stetson	76	55
															195	H	Cincinnati	60	42
															222	H	Furman	77	39
															273	H	Tennessee Tech	81	48
															278	H	Ga. Southern	75	28
															292	H	Kennesaw St.	89	34
															298	A	CSUN	83	58
LAST 12 Division I GAMES:																			
298	A	CSUN	83	58	52	H	Auburn	63	30	130	H	LSU	46	53					
2	A	South Carolina	51	61	32	H	Mississippi St.	47	43	155	A	Alabama	50	64					
130	A	LSU	58	47	20	A	Florida	71	61	14	H	Kentucky	53	64					
162	H	Ole Miss	70	56															
33	A	Missouri	65	50															
75	A	Vanderbilt	64	58															

Non-Div I Games:

Georgia

■ Loss, 
■ Non-Conf, S Site, 
■ Home 
■ Away 
N Neutral

Average RPI Win:	259	WON-LOST	WINNING	LAST 10	STRENGTH OF	OPP. STRENGTH	TEAM	ADJ.	CONF.	ADJ CONF.
Average RPI Loss:	166	RECORD	PCT. RANK	GAMES	SCHEDULE	OF SCHEDULE	RPI	RPI	RPI	RPI
DIV. I ONLY	9- 16	254	2- 8	241	252	269	269	16	16	
DIV. I NON-CONF.	5- 4	138	0- 0	311	344	238	238	14	14	
TOTALS	RPI 1-25	RPI 26-50	W-L RECORDS	RPI 51-100	RPI 101-150	RPI 150+				
9- 16	0- 0	0- 2	OVERALL	0- 1	0- 3	9- 10				
4- 9	0- 0	0- 1	HOME	0- 1	0- 2	4- 5				
4- 7	0- 0	0- 1	AWAY	0- 0	0- 1	4- 5				
1- 0	0- 0	0- 0	NEUTRAL	0- 0	0- 0	1- 0				
5- 4	0- 0	0- 0	NON-CONFERENCE	0- 1	0- 0	5- 3				
2- 2	0- 0	0- 0	HOME	0- 1	0- 0	2- 1				
2- 2	0- 0	0- 0	AWAY	0- 0	0- 0	2- 2				
1- 0	0- 0	0- 0	NEUTRAL	0- 0	0- 0	1- 0				
4- 12	0- 0	0- 2	CONFERENCE	0- 0	0- 3	4- 7				
2- 7	0- 0	0- 1	HOME	0- 0	0- 2	2- 4				
2- 5	0- 0	0- 1	AWAY	0- 0	0- 1	2- 3				
0- 0	0- 0	0- 0	NEUTRAL	0- 0	0- 0	0- 0				

RPI 1-25				RPI 26-50				RPI 51-100				RPI 101+				Team's RPI: 269
RPI	S	Opponent	Score	RPI	S	Opponent	Score	RPI	S	Opponent	Score	RPI	S	Opponent	Score	
				44	A	Arkansas St.	54 75	79	H	Charlotte	71 83	126	A	Little Rock	32 59	
				44	H	Arkansas St.	64 85					126	H	Little Rock	39 54	
												128	H	La.-Lafayette	57 77	
												152	A	UT Arlington	68 63	
												152	H	UT Arlington	45 74	
												155	A	Alabama	56 72	
												179	A	Troy	78 89	
												179	H	Troy	90 97	
												186	A	South Ala.	45 83	
												186	H	South Ala.	52 60	
												193	A	Stetson	80 72	
												220	A	Texas St.	71 80	
												220	H	Texas St.	73 62	
												259	N	Bethune-Cookman	68 61	
												272	A	Appalachian St.	80 75	
												273	A	Tennessee Tech	65 72	
												278	H	Ga. Southern	50 61	
												290	H	La.-Monroe	65 52	
												292	A	Kennesaw St.	66 62	
												304	H	Morehead St.	90 99	
												321	H	North Florida	76 63	
												331	H	Howard	65 58	
LAST 12 Division I GAMES:																
				44	H	Arkansas St.	64 85	126	A	Little Rock	32 59					
				126	H	Little Rock	39 54	44	A	Arkansas St.	54 75					
				179	A	Troy	78 89	272	A	Appalachian St.	80 75					
				186	A	South Ala.	45 83	278	H	Ga. Southern	50 61					
				152	H	UT Arlington	45 74	128	H	La.-Lafayette	57 77					
				220	H	Texas St.	73 62	290	H	La.-Monroe	65 52					

Non-Div I Games:

Georgia St.

■ Loss, 
 ■ Non-Conf, 
 ■ S Site, 
 ■ H Home 
 ■ A Away 
 N Neutral

Average RPI Win:	205	WON-LOST	WINNING	LAST 10	STRENGTH OF	OPP. STRENGTH	TEAM	ADJ.	CONF.	ADJ CONF.
Average RPI Loss:	35	RECORD	PCT. RANK	GAMES	SCHEDULE	OF SCHEDULE	RPI	RPI	RPI	RPI
DIV. I ONLY	15- 11	127	5- 5	48	83	86	86	4	4	
DIV. I NON-CONF.	10- 3	61	0- 0	122	313	76	76	5	5	
TOTALS	RPI 1-25	RPI 26-50	W-L RECORDS	RPI 51-100	RPI 101-150	RPI 150+				
15- 11	0- 6	0- 3	OVERALL	0- 1	5- 1	10- 0				
11- 4	0- 2	0- 1	HOME	0- 1	3- 0	8- 0				
3- 6	0- 4	0- 2	AWAY	0- 0	2- 0	1- 0				
1- 1	0- 0	0- 0	NEUTRAL	0- 0	0- 1	1- 0				
10- 3	0- 1	0- 1	NON-CONFERENCE	0- 0	2- 1	8- 0				
8- 0	0- 0	0- 0	HOME	0- 0	1- 0	7- 0				
1- 2	0- 1	0- 1	AWAY	0- 0	1- 0	0- 0				
1- 1	0- 0	0- 0	NEUTRAL	0- 0	0- 1	1- 0				
5- 8	0- 5	0- 2	CONFERENCE	0- 1	3- 0	2- 0				
3- 4	0- 2	0- 1	HOME	0- 1	2- 0	1- 0				
2- 4	0- 3	0- 1	AWAY	0- 0	1- 0	1- 0				
0- 0	0- 0	0- 0	NEUTRAL	0- 0	0- 0	0- 0				

RPI	S	Opponent	Score	RPI	S	Opponent	Score	RPI	S	Opponent	Score	RPI	S	Opponent	Score
1	A	Notre Dame	76 85	28	H	Miami (FL)	55 58	91	H	Virginia	67 78	109	N	UNI	58 61
1	H	Notre Dame	42 54	43	A	Indiana	60 69					112	H	Samford	66 55
13	A	Florida St.	69 75	46	A	North Carolina St.	57 65					114	H	Boston College	62 56
16	A	Syracuse	52 71									117	H	North Carolina	80 73
17	H	Louisville	65 78									121	A	Virginia Tech	51 34
23	A	Georgia	66 78									125	A	IUPUI	60 50
												155	H	Alabama	70 58
												169	H	Loyola Chicago	84 77
												204	H	USC Upstate	87 46
												247	N	High Point	81 61
												248	A	Clemson	76 63
												248	H	Clemson	77 48
												281	H	Alabama St.	80 54
												282	H	Prairie View	96 48
												313	H	Southeastern La.	102 49
												333	H	St. Francis Brooklyn	89 51
LAST 12 Division I GAMES:															
248	H	Clemson	77 48	248	A	Clemson	76 63								
28	H	Miami (FL)	55 58	91	H	Virginia	67 78								
16	A	Syracuse	52 71	117	H	North Carolina	80 73								
121	A	Virginia Tech	51 34	13	A	Florida St.	69 75								
114	H	Boston College	62 56	46	A	North Carolina St.	57 65								
1	H	Notre Dame	42 54	17	H	Louisville	65 78								

Non-Div I Games:

Georgia Tech

■ Loss, 
■ Non-Conf, 
■ S Site, 
■ H Home 
■ A Away 
N Neutral

## Gonzaga

Through Games Of Feb. 20, 2016

Average RPI Win: <b>204</b>	WON-LOST	WINNING	LAST 10	STRENGTH OF	OPP. STRENGTH	TEAM	ADJ.	CONF.	ADJ CONF.
Average RPI Loss: <b>70</b>	RECORD	PCT. RANK	GAMES	SCHEDULE	OF SCHEDULE	RPI	RPI	RPI	RPI
DIV. I ONLY	17- 11	113	4- 6	127	95	107	107	8	8
DIV. I NON-CONF.	8- 4	99	0- 0	134	95	116	116	9	9
TOTALS	RPI 1-25	RPI 26-50	W-L RECORDS	RPI 51-100	RPI 101-150	RPI 150+			
17- 11	0- 2	1- 1	OVERALL	2- 5	1- 2	13- 1			
12- 3	0- 1	1- 1	HOME	1- 1	1- 0	9- 0			
5- 7	0- 1	0- 0	AWAY	1- 4	0- 1	4- 1			
0- 1	0- 0	0- 0	NEUTRAL	0- 0	0- 1	0- 0			
8- 4	0- 1	1- 1	NON-CONFERENCE	1- 1	0- 1	6- 0			
6- 2	0- 1	1- 1	HOME	0- 0	0- 0	5- 0			
2- 1	0- 0	0- 0	AWAY	1- 1	0- 0	1- 0			
0- 1	0- 0	0- 0	NEUTRAL	0- 0	0- 1	0- 0			
9- 7	0- 1	0- 0	CONFERENCE	1- 4	1- 1	7- 1			
6- 1	0- 0	0- 0	HOME	1- 1	1- 0	4- 0			
3- 6	0- 1	0- 0	AWAY	0- 3	0- 1	3- 1			
0- 0	0- 0	0- 0	NEUTRAL	0- 0	0- 0	0- 0			

RPI 1-25				RPI 26-50				RPI 51-100				RPI 101+ Team's RPI: 107			
RPI	S	Opponent	Score	RPI	S	Opponent	Score	RPI	S	Opponent	Score	RPI	S	Opponent	Score
10	H	Stanford	48 <b>65</b>	37	H	West Virginia	62 57	58	A	St. Mary's (CA)	47 <b>66</b>	101	A	San Francisco	52 <b>71</b>
12	A	BYU	54 <b>58</b>	40	H	Southern California	56 <b>60</b>	58	H	St. Mary's (CA)	68 <b>69</b>	101	H	San Francisco	68 47
								59	A	Dayton	57 47	117	N	North Carolina	62 <b>67</b>
								61	A	Santa Clara	64 <b>71</b>	153	A	Pacific	83 <b>84</b>
								61	H	Santa Clara	53 44	153	H	Pacific	68 61
								77	A	Washington St.	48 <b>55</b>	164	H	Montana St.	65 52
								80	A	San Diego	54 <b>63</b>	198	H	Eastern Wash.	78 56
												226	H	Grand Canyon	70 44
												238	H	Wyoming	61 57
												242	A	Loyola Marymount	66 59
												242	H	Loyola Marymount	83 68
												264	A	Pepperdine	74 57
												264	H	Pepperdine	56 39
												285	A	Portland	71 63
												285	H	Portland	86 51
												303	A	Colgate	80 50
												344	H	Air Force	88 35
LAST 12 Division I GAMES:															
153	A	Pacific	83 <b>84</b>	61	A	Santa Clara	64 <b>71</b>								
58	A	St. Mary's (CA)	47 <b>66</b>	153	H	Pacific	68 61								
285	H	Portland	86 51	58	H	St. Mary's (CA)	68 <b>69</b>								
264	H	Pepperdine	56 39	80	A	San Diego	54 <b>63</b>								
242	H	Loyola Marymount	83 68	12	A	BYU	54 <b>58</b>								
101	A	San Francisco	52 <b>71</b>	285	A	Portland	71 63								

Non-Div I Games:

Gonzaga

■ Loss, 
 ■ Non-Conf, S Site, 
 ■ Home 
 ■ Away 
 N Neutral

## Grambling

Through Games Of Feb. 20, 2016

Average RPI Win: <b>289</b>	WON-LOST	WINNING	LAST 10	STRENGTH OF	OPP. STRENGTH	TEAM	ADJ.	CONF.	ADJ CONF.
Average RPI Loss: <b>163</b>	RECORD	PCT. RANK	GAMES	SCHEDULE	OF SCHEDULE	RPI	RPI	RPI	RPI
DIV. I ONLY	<b>11- 12</b>	<b>190</b>	<b>7- 3</b>	<b>213</b>	<b>333</b>	<b>183</b>	<b>183</b>	<b>32</b>	<b>32</b>
DIV. I NON-CONF.	<b>1- 8</b>	<b>320</b>	<b>0- 0</b>	<b>64</b>	<b>77</b>	<b>211</b>	<b>211</b>	<b>31</b>	<b>31</b>
TOTALS	RPI 1-25	RPI 26-50	W-L RECORDS	RPI 51-100	RPI 101-150	RPI 150+			
11- 12	0- 1	0- 2	OVERALL	0- 0	0- 2	11- 7			
5- 2	0- 0	0- 0	HOME	0- 0	0- 0	5- 2			
6- 10	0- 0	0- 0	AWAY	0- 0	0- 2	6- 2			
0- 0	0- 0	0- 0	NEUTRAL	0- 0	0- 0	0- 0			
1- 8	0- 1	0- 2	NON-CONFERENCE	0- 0	0- 2	1- 3			
0- 0	0- 0	0- 0	HOME	0- 0	0- 0	0- 0			
1- 8	0- 1	0- 2	AWAY	0- 0	0- 2	1- 3			
0- 0	0- 0	0- 0	NEUTRAL	0- 0	0- 0	0- 0			
10- 4	0- 0	0- 0	CONFERENCE	0- 0	0- 0	10- 4			
5- 2	0- 0	0- 0	HOME	0- 0	0- 0	5- 2			
5- 2	0- 0	0- 0	AWAY	0- 0	0- 0	5- 2			
0- 0	0- 0	0- 0	NEUTRAL	0- 0	0- 0	0- 0			

RPI 1-25				RPI 26-50				RPI 51-100				RPI 101+ Team's RPI: 183			
RPI	S	Opponent	Score	RPI	S	Opponent	Score	RPI	S	Opponent	Score	RPI	S	Opponent	Score
4	A	Baylor	42 <b>96</b>	32	A	Mississippi St.	43 <b>107</b>					129	A	Northwestern St.	62 <b>71</b>
				41	A	George Washington	58 <b>85</b>					140	A	Texas Tech	55 <b>70</b>
												155	A	Alabama	57 <b>72</b>
												166	A	Southern U.	68 <b>80</b>
												166	H	Southern U.	65 52
												189	A	Tulsa	51 <b>79</b>
												203	A	William & Mary	55 <b>74</b>
												245	A	Texas Southern	49 46
												245	H	Texas Southern	50 <b>62</b>
												281	H	Alabama St.	89 69
												282	A	Prairie View	51 44
												282	H	Prairie View	69 66
												299	A	Jackson St.	79 58
												299	H	Jackson St.	75 61
												310	A	Alcorn	85 76
												310	H	Alcorn	66 <b>70</b>
												319	A	Nicholls St.	69 65
												342	A	Ark.-Pine Bluff	68 <b>83</b>
												347	H	Alabama A&M	75 56
												348	A	Mississippi Val.	65 52
LAST 12 Division I GAMES:															
299	H	Jackson St.	75 61	342	A	Ark.-Pine Bluff	68 <b>83</b>								
245	A	Texas Southern	49 46	299	A	Jackson St.	79 58								
282	A	Prairie View	51 44	245	H	Texas Southern	50 <b>62</b>								
310	H	Alcorn	66 <b>70</b>	282	H	Prairie View	69 66								
166	H	Southern U.	65 52	310	A	Alcorn	85 76								
348	A	Mississippi Val.	65 52	166	A	Southern U.	68 <b>80</b>								

Non-Div I Games: Southern-N.O. 73 61 LSU-Alexandria 106 50

Grambling

■ Loss, 
 ■ Non-Conf, 
 ■ S Site, 
 ■ Home 
 ■ A Away 
 N Neutral

## Grand Canyon

Through Games Of Feb. 20, 2016

Average RPI Win:	271	WON-LOST	WINNING	LAST 10	STRENGTH OF	OPP. STRENGTH	TEAM	ADJ.	CONF.	ADJ CONF.
Average RPI Loss:	140	RECORD	PCT. RANK	GAMES	SCHEDULE	OF SCHEDULE	RPI	RPI	RPI	RPI
DIV. I ONLY	12- 13	184	7- 3	265	261	226	226	25	25	
DIV. I NON-CONF.	5- 8	209	0- 0	222	183	229	229	25	25	
TOTALS	RPI 1-25	RPI 26-50	W-L RECORDS	RPI 51-100	RPI 101-150	RPI 150+				
12- 13	0- 0	0- 2	OVERALL	0- 4	1- 2	11- 5				
4- 6	0- 0	0- 0	HOME	0- 2	1- 1	3- 3				
8- 3	0- 0	0- 0	AWAY	0- 0	0- 0	8- 0				
0- 4	0- 0	0- 2	NEUTRAL	0- 1	0- 0	0- 1				
5- 8	0- 0	0- 2	NON-CONFERENCE	0- 2	1- 2	4- 2				
2- 3	0- 0	0- 0	HOME	0- 1	1- 1	1- 1				
3- 1	0- 0	0- 0	AWAY	0- 0	0- 1	3- 0				
0- 4	0- 0	0- 2	NEUTRAL	0- 1	0- 0	0- 1				
7- 5	0- 0	0- 0	CONFERENCE	0- 2	0- 0	7- 3				
2- 3	0- 0	0- 0	HOME	0- 1	0- 0	2- 2				
5- 2	0- 0	0- 0	AWAY	0- 1	0- 0	5- 1				
0- 0	0- 0	0- 0	NEUTRAL	0- 0	0- 0	0- 0				

RPI S	Opponent	Score	RPI S	Opponent	Score	RPI S	Opponent	Score	RPI S	Opponent	Score	Team's RPI: 226
37 N	West Virginia	50 68	54 H	UC Riverside	67 85	107 A	Gonzaga	44 70				
40 N	Southern California	44 75	60 N	Abilene Christian	71 75	123 H	Hawaii	41 74				
			95 A	New Mexico St.	58 60	148 H	Oral Roberts	66 64				
			95 H	New Mexico St.	44 64	175 H	Northern Colo.	69 59				
						186 H	South Ala.	56 59				
						207 A	Utah Valley	61 53				
						208 A	UTRGV	28 52				
						208 H	UTRGV	66 68				
						240 A	CSU Bakersfield	61 51				
						255 A	Seattle	67 54				
						255 H	Seattle	60 53				
						302 A	UMKC	68 59				
						302 H	UMKC	57 63				
						311 N	Fairleigh Dickinson	68 74				
						315 A	North Dakota St.	76 67				
						336 A	UC Irvine	58 53				
						340 A	Chicago St.	65 60				
						340 H	Chicago St.	74 36				
						344 A	Air Force	73 39				
LAST 12 Division I GAMES:												
340 A	Chicago St.	65 60	240 A	CSU Bakersfield	61 51							
302 A	UMKC	68 59	302 H	UMKC	57 63							
255 H	Seattle	60 53	340 H	Chicago St.	74 36							
208 H	UTRGV	66 68	207 A	Utah Valley	61 53							
95 H	New Mexico St.	44 64	95 A	New Mexico St.	58 60							
255 A	Seattle	67 54	208 A	UTRGV	28 52							

Non-Div I Games: Western St. 77 40 San Diego Christian 60 40 Arizona Christian 87 54

Grand Canyon

Loss, Non-Conf, S Site, H Home A Away N Neutral

Average RPI Win: <b>157</b>	WON-LOST	WINNING	LAST 10	STRENGTH OF	OPP. STRENGTH	TEAM	ADJ.	CONF.	ADJ CONF.
Average RPI Loss: <b>115</b>	RECORD	PCT. RANK	GAMES	SCHEDULE	OF SCHEDULE	RPI	RPI	RPI	RPI
DIV. I ONLY	23- 3	10	9- 1	95	103	26	26	14	14
DIV. I NON-CONF.	10- 2	33	0- 0	58	17	18	18	16	16
TOTALS	RPI 1-25	RPI 26-50	W-L RECORDS	RPI 51-100	RPI 101-150	RPI 150+			
23- 3	0- 0	0- 1	OVERALL	6- 1	5- 0	12- 1			
12- 1	0- 0	0- 0	HOME	5- 0	1- 0	6- 1			
10- 0	0- 0	0- 0	AWAY	0- 0	4- 0	6- 0			
1- 2	0- 0	0- 1	NEUTRAL	1- 1	0- 0	0- 0			
10- 2	0- 0	0- 1	NON-CONFERENCE	6- 1	1- 0	3- 0			
6- 0	0- 0	0- 0	HOME	5- 0	0- 0	1- 0			
3- 0	0- 0	0- 0	AWAY	0- 0	1- 0	2- 0			
1- 2	0- 0	0- 1	NEUTRAL	1- 1	0- 0	0- 0			
13- 1	0- 0	0- 0	CONFERENCE	0- 0	4- 0	9- 1			
6- 1	0- 0	0- 0	HOME	0- 0	1- 0	5- 1			
7- 0	0- 0	0- 0	AWAY	0- 0	3- 0	4- 0			
0- 0	0- 0	0- 0	NEUTRAL	0- 0	0- 0	0- 0			

RPI S	Opponent	Score	RPI S	Opponent	Score	RPI S	Opponent	Score	RPI S	Opponent	Score
50 N	Rutgers	43 54	59 H	Dayton	68 52	104 A	Wright St.	63 58	104 A	Wright St.	63 58
			63 H	South Dakota St.	58 57	110 A	Drake	86 61	110 A	Drake	86 61
			75 H	Vanderbilt	58 56	132 A	Youngstown St.	68 60	132 A	Youngstown St.	68 60
			83 N	Tulane	79 58	132 H	Youngstown St.	69 35	132 H	Youngstown St.	69 35
			89 H	Marquette	75 55	146 A	Northern Ky.	81 73	146 A	Northern Ky.	81 73
			91 N	Virginia	59 68	157 H	Detroit	58 36	157 H	Detroit	58 36
			99 H	Belmont	66 62	169 H	Loyola Chicago	65 51	169 H	Loyola Chicago	65 51
						172 A	Milwaukee	63 42	172 A	Milwaukee	63 42
						172 H	Milwaukee	69 46	172 H	Milwaukee	69 46
						177 A	Wisconsin	72 58	177 A	Wisconsin	72 58
						199 A	Butler	55 46	199 A	Butler	55 46
						205 H	Oakland	56 58	205 H	Oakland	56 58
						218 A	Ill.-Chicago	58 40	218 A	Ill.-Chicago	58 40
						218 H	Ill.-Chicago	64 22	218 H	Ill.-Chicago	64 22
						243 A	Valparaiso	71 35	243 A	Valparaiso	71 35
						243 H	Valparaiso	81 42	243 H	Valparaiso	81 42
						277 A	Cleveland St.	66 45	277 A	Cleveland St.	66 45
						277 H	Cleveland St.	71 53	277 H	Cleveland St.	71 53
LAST 12 Division I GAMES:											
243 A	Valparaiso	71 35	205 H	Oakland	56 58	104 A	Wright St.	63 58	104 A	Wright St.	63 58
218 A	Ill.-Chicago	58 40	146 A	Northern Ky.	81 73	218 H	Ill.-Chicago	64 22	218 H	Ill.-Chicago	64 22
277 H	Cleveland St.	71 53	243 H	Valparaiso	81 42	243 A	Valparaiso	71 35	243 A	Valparaiso	71 35
132 H	Youngstown St.	69 35	132 A	Youngstown St.	68 60	157 H	Detroit	58 36	157 H	Detroit	58 36
172 H	Milwaukee	69 46									
157 H	Detroit	58 36									

Non-Div I Games:

Green Bay



Average RPI Win:	262	WON-LOST	WINNING	LAST 10	STRENGTH OF	OPP. STRENGTH	TEAM	ADJ.	CONF.	ADJ CONF.
Average RPI Loss:	124	RECORD	PCT. RANK	GAMES	SCHEDULE	OF SCHEDULE	RPI	RPI	RPI	RPI
DIV. I ONLY	11- 14	211	7- 3	107	258	165	165	31	31	
DIV. I NON-CONF.	2- 11	306	0- 1	7	59	149	149	30	30	
TOTALS	RPI 1-25	RPI 26-50	W-L RECORDS	RPI 51-100	RPI 101-150	RPI 150+				
11- 14	0- 3	0- 2	OVERALL	0- 4	1- 0	10- 5				
5- 4	0- 0	0- 1	HOME	0- 1	0- 0	5- 2				
4- 10	0- 3	0- 1	AWAY	0- 3	0- 0	4- 3				
2- 0	0- 0	0- 0	NEUTRAL	0- 0	1- 0	1- 0				
2- 11	0- 3	0- 2	NON-CONFERENCE	0- 4	1- 0	1- 2				
0- 3	0- 0	0- 1	HOME	0- 1	0- 0	0- 1				
0- 8	0- 3	0- 1	AWAY	0- 3	0- 0	0- 1				
2- 0	0- 0	0- 0	NEUTRAL	0- 0	1- 0	1- 0				
9- 3	0- 0	0- 0	CONFERENCE	0- 0	0- 0	9- 3				
5- 1	0- 0	0- 0	HOME	0- 0	0- 0	5- 1				
4- 2	0- 0	0- 0	AWAY	0- 0	0- 0	4- 2				
0- 0	0- 0	0- 0	NEUTRAL	0- 0	0- 0	0- 0				

RPI 1-25				RPI 26-50				RPI 51-100				RPI 101+ Team's RPI: 165			
RPI	S	Opponent	Score	RPI	S	Opponent	Score	RPI	S	Opponent	Score	RPI	S	Opponent	Score
2	A	South Carolina	48 86	34	H	James Madison	56 68	65	A	Oregon	51 86	113	N	Wake Forest	47 42
6	A	Texas	52 79	39	A	Princeton	55 79	77	A	Washington St.	61 68	193	A	Stetson	59 68
24	A	UTEP	54 78					94	H	Drexel	36 57	209	N	Rhode Island	59 54
								97	A	Iowa St.	59 95	216	H	Lehigh	56 63
												233	A	Morgan St.	65 51
												233	H	Morgan St.	60 47
												249	A	N.C. A&T	55 52
												259	H	Bethune-Cookman	60 45
												263	A	Coppin St.	64 68
												289	H	Florida A&M	59 66
												293	A	UMES	76 55
												294	H	Savannah St.	65 53
												308	H	South Carolina St.	63 50
												331	A	Howard	77 83
												346	H	Norfolk St.	73 62
												349	A	N.C. Central	76 42
LAST 12 Division I GAMES:															
263	A	Coppin St.	64 68	294	H	Savannah St.	65 53								
233	H	Morgan St.	60 47	349	A	N.C. Central	76 42								
331	A	Howard	77 83	249	A	N.C. A&T	55 52								
293	A	UMES	76 55	289	H	Florida A&M	59 66								
346	H	Norfolk St.	73 62	259	H	Bethune-Cookman	60 45								
308	H	South Carolina St.	63 50	39	A	Princeton	55 79								

Non-Div I Games:

Hampton

■ Loss, 
 ■ Non-Conf, S Site, 
 ■ Home 
 ■ Away 
 N Neutral

RPI 1-25			
RPI	S	Opponent	Score
9	H	Arizona St.	29 60
RPI 26-50			
RPI	S	Opponent	Score
41	A	George Washington	51 82
48	H	Albany (NY)	41 78
RPI 51-100			
RPI	S	Opponent	Score
62	A	FGCU	44 64
67	A	Michigan	47 83
72	A	Maine	43 61
RPI 101+			
RPI	S	Opponent	Score
102	A	Quinnipiac	69 71
114	A	Boston College	28 62
143	A	Stony Brook	35 58
143	H	Stony Brook	42 45
158	A	UMBC	51 58
158	H	UMBC	65 57
173	H	Cornell	53 50
225	H	Dartmouth	36 43
228	A	Sacred Heart	68 67
232	A	Massachusetts	57 63
236	A	New Hampshire	42 53
236	H	New Hampshire	48 44
244	A	Binghamton	41 39
244	H	Binghamton	47 53
253	A	Providence	50 69
279	H	Central Conn. St.	49 41
295	A	Vermont	51 47
295	H	Vermont	52 50
322	A	UMass Lowell	75 70
322	H	UMass Lowell	72 59
325	H	Lafayette	55 50
Team's RPI: 215			
LAST 12 Division I GAMES:			
236	A	New Hampshire	42 53
158	A	UMBC	51 58
295	H	Vermont	52 50
244	A	Binghamton	41 39
143	H	Stony Brook	42 45
322	A	UMass Lowell	75 70
48	H	Albany (NY)	41 78
72	A	Maine	43 61
236	H	New Hampshire	48 44
158	H	UMBC	65 57
143	A	Stony Brook	35 58
295	A	Vermont	51 47

**Non-Div I Games:**

Average RPI Win:	201	WON-LOST	WINNING	LAST 10	STRENGTH OF	OPP. STRENGTH	TEAM	ADJ.	CONF.	ADJ CONF.
Average RPI Loss:	106	RECORD	PCT. RANK	GAMES	SCHEDULE	OF SCHEDULE	RPI	RPI	RPI	RPI
DIV. I ONLY	12- 11	157	7- 3	73	179	103	103	10	10	
DIV. I NON-CONF.	5- 8	209	1- 1	90	190	151	151	11	11	
TOTALS	RPI 1-25	RPI 26-50	W-L RECORDS	RPI 51-100	RPI 101-150	RPI 150+				
12- 11	0- 0	0- 3	OVERALL	1- 4	1- 1	10- 3				
4- 5	0- 0	0- 2	HOME	0- 2	0- 0	4- 1				
7- 6	0- 0	0- 1	AWAY	0- 2	1- 1	6- 2				
1- 0	0- 0	0- 0	NEUTRAL	1- 0	0- 0	0- 0				
5- 8	0- 0	0- 1	NON-CONFERENCE	1- 4	1- 1	3- 2				
2- 2	0- 0	0- 0	HOME	0- 2	0- 0	2- 0				
2- 6	0- 0	0- 1	AWAY	0- 2	1- 1	1- 2				
1- 0	0- 0	0- 0	NEUTRAL	1- 0	0- 0	0- 0				
7- 3	0- 0	0- 2	CONFERENCE	0- 0	0- 0	7- 1				
2- 3	0- 0	0- 2	HOME	0- 0	0- 0	2- 1				
5- 0	0- 0	0- 0	AWAY	0- 0	0- 0	5- 0				
0- 0	0- 0	0- 0	NEUTRAL	0- 0	0- 0	0- 0				

RPI 1-25				RPI 26-50				RPI 51-100				RPI 101+				Team's RPI: 103	
RPI	S	Opponent	Score	RPI	S	Opponent	Score	RPI	S	Opponent	Score	RPI	S	Opponent	Score		
				31	H	Penn	48 68	53	A	Chattanooga	58 62	112	A	Samford	60 54		
				39	H	Princeton	83 92	62	A	FGCU	65 74	143	A	Stony Brook	63 64		
				42	A	South Fla.	59 86	72	H	Maine	53 64	160	A	Yale	72 69		
								96	H	Eastern Mich.	81 85	173	A	Cornell	65 56		
								98	N	Toledo	76 70	173	H	Cornell	68 63		
												192	A	Fairfield	50 67		
												201	A	Brown	87 79		
												209	A	Rhode Island	52 56		
												224	A	Rice	67 61		
												225	A	Dartmouth	56 43		
												225	H	Dartmouth	64 70		
												232	H	Massachusetts	67 65		
												237	A	Columbia	69 66		
												237	H	Columbia	84 54		
												345	H	Boston U.	73 55		
LAST 12 Division I GAMES:																	
				173	H	Cornell	68 63	237	A	Columbia	69 66						
				237	H	Columbia	84 54	173	A	Cornell	65 56						
				160	A	Yale	72 69	225	H	Dartmouth	64 70						
				201	A	Brown	87 79	225	A	Dartmouth	56 43						
				39	H	Princeton	83 92	53	A	Chattanooga	58 62						
				31	H	Penn	48 68	112	A	Samford	60 54						

Non-Div I Games:

Harvard

■ Loss, 
 ■ Non-Conf, 
 ■ S Site, 
 ■ H Home 
 ■ A Away 
 N Neutral

Average RPI Win:	238	WON-LOST	WINNING	LAST 10	STRENGTH OF	OPP. STRENGTH	TEAM	ADJ.	CONF.	ADJ CONF.
Average RPI Loss:	76	RECORD	PCT. RANK	GAMES	SCHEDULE	OF SCHEDULE	RPI	RPI	RPI	RPI
DIV. I ONLY	16- 9	93	8- 2	172	137	123	123	22	22	
DIV. I NON-CONF.	7- 6	156	0- 0	88	7	111	111	21	21	
TOTALS	RPI 1-25	RPI 26-50	W-L RECORDS	RPI 51-100	RPI 101-150	RPI 150+				
16- 9	0- 4	0- 1	OVERALL	0- 2	2- 0	14- 2				
7- 5	0- 2	0- 1	HOME	0- 2	1- 0	6- 0				
9- 2	0- 0	0- 0	AWAY	0- 0	1- 0	8- 2				
0- 2	0- 2	0- 0	NEUTRAL	0- 0	0- 0	0- 0				
7- 6	0- 4	0- 1	NON-CONFERENCE	0- 1	0- 0	7- 0				
2- 4	0- 2	0- 1	HOME	0- 1	0- 0	2- 0				
5- 0	0- 0	0- 0	AWAY	0- 0	0- 0	5- 0				
0- 2	0- 2	0- 0	NEUTRAL	0- 0	0- 0	0- 0				
9- 3	0- 0	0- 0	CONFERENCE	0- 1	2- 0	7- 2				
5- 1	0- 0	0- 0	HOME	0- 1	1- 0	4- 0				
4- 2	0- 0	0- 0	AWAY	0- 0	1- 0	3- 2				
0- 0	0- 0	0- 0	NEUTRAL	0- 0	0- 0	0- 0				

RPI	S	Opponent	Score	RPI	S	Opponent	Score	RPI	S	Opponent	Score	RPI	S	Opponent	Score	Team's RPI: 123
2	H	South Carolina	51 67	31	H	Penn	54 64	54	H	UC Riverside	74 77	136	A	Long Beach St.	67 55	
9	H	Arizona St.	49 75					77	H	Washington St.	52 62	136	H	Long Beach St.	60 42	
12	N	BYU	56 67									168	A	Sacramento St.	74 72	
15	N	Texas A&M	41 82									184	A	UC Davis	58 60	
												184	H	UC Davis	70 50	
												190	A	Cal Poly	64 58	
												196	A	San Jose St.	76 73	
												226	A	Grand Canyon	74 41	
												240	A	CSU Bakersfield	65 55	
												240	H	CSU Bakersfield	74 60	
												242	H	Loyola Marymount	65 51	
												260	A	UC Santa Barbara	63 62	
												275	A	Northern Ariz.	61 52	
												298	A	CSUN	60 63	
												298	H	CSUN	77 50	
												336	A	UC Irvine	83 65	
												336	H	UC Irvine	59 35	
												338	H	Cal St. Fullerton	62 53	
LAST 12 Division I GAMES:																
184	H	UC Davis	70 50	298	A	CSUN	60 63									
136	H	Long Beach St.	60 42	336	A	UC Irvine	83 65									
260	A	UC Santa Barbara	63 62	54	H	UC Riverside	74 77									
190	A	Cal Poly	64 58	298	H	CSUN	77 50									
336	H	UC Irvine	59 35	184	A	UC Davis	58 60									
338	H	Cal St. Fullerton	62 53	136	A	Long Beach St.	67 55									

Non-Div I Games:

Hawaii

■ Loss, 
■ Non-Conf, S Site, 
■ Home 
■ Away 
N Neutral

Average RPI Win:	272	WON-LOST	WINNING	LAST 10	STRENGTH OF	OPP. STRENGTH	TEAM	ADJ.	CONF.	ADJ CONF.
Average RPI Loss:	156	RECORD	PCT. RANK	GAMES	SCHEDULE	OF SCHEDULE	RPI	RPI	RPI	RPI
DIV. I ONLY	9- 15	244	6- 4	212	235	247	247	28	28	
DIV. I NON-CONF.	0- 8	338	0- 0	75	27	282	282	29	29	
TOTALS	RPI 1-25	RPI 26-50	W-L RECORDS	RPI 51-100	RPI 101-150	RPI 150+				
9- 15	0- 1	0- 1	OVERALL	0- 3	0- 4	9- 6				
5- 5	0- 0	0- 0	HOME	0- 1	0- 2	5- 2				
4- 8	0- 1	0- 1	AWAY	0- 1	0- 1	4- 4				
0- 2	0- 0	0- 0	NEUTRAL	0- 1	0- 1	0- 0				
0- 8	0- 1	0- 1	NON-CONFERENCE	0- 3	0- 2	0- 1				
0- 2	0- 0	0- 0	HOME	0- 1	0- 1	0- 0				
0- 4	0- 1	0- 1	AWAY	0- 1	0- 0	0- 1				
0- 2	0- 0	0- 0	NEUTRAL	0- 1	0- 1	0- 0				
9- 7	0- 0	0- 0	CONFERENCE	0- 0	0- 2	9- 5				
5- 3	0- 0	0- 0	HOME	0- 0	0- 1	5- 2				
4- 4	0- 0	0- 0	AWAY	0- 0	0- 1	4- 3				
0- 0	0- 0	0- 0	NEUTRAL	0- 0	0- 0	0- 0				

RPI 1-25				RPI 26-50				RPI 51-100				RPI 101+ Team's RPI: 247			
RPI	S	Opponent	Score	RPI	S	Opponent	Score	RPI	S	Opponent	Score	RPI	S	Opponent	Score
11	A	Maryland	50 105	46	A	North Carolina St.	48 89	81	H	VCU	39 69	119	A	Liberty	43 56
								86	N	Georgia Tech	61 81	122	H	UNC Asheville	81 82
								87	A	Elon	69 80	139	N	UAB	46 56
												147	H	Davidson	60 62
												200	A	Radford	56 54
												200	H	Radford	71 66
												210	A	Gardner-Webb	70 82
												210	H	Gardner-Webb	72 79
												213	A	Presbyterian	70 82
												213	H	Presbyterian	61 47
												276	A	Coastal Caro.	53 79
												276	H	Coastal Caro.	53 52
												284	A	Campbell	69 55
												297	A	UNCG	72 82
												301	H	Charleston So.	62 64
												318	A	Winthrop	74 67
												318	H	Winthrop	80 60
												320	A	Longwood	89 70
												320	H	Longwood	79 68
LAST 12 Division I GAMES:															
318	H	Winthrop	80 60	200	A	Radford	56 54								
320	A	Longwood	89 70	122	H	UNC Asheville	81 82								
210	H	Gardner-Webb	72 79	318	A	Winthrop	74 67								
276	A	Coastal Caro.	53 79	284	A	Campbell	69 55								
213	H	Presbyterian	61 47	276	H	Coastal Caro.	53 52								
119	A	Liberty	43 56	210	A	Gardner-Webb	70 82								

Non-Div I Games: Greensboro 82 49

High Point

■ Loss, 
 ■ Non-Conf, 
 ■ S Site, 
 ■ Home 
 ■ A Away 
 N Neutral

## Hofstra

Through Games Of Feb. 20, 2016

Average RPI Win: <b>210</b>	WON-LOST	WINNING	LAST 10	STRENGTH OF	OPP. STRENGTH	TEAM	ADJ.	CONF.	ADJ CONF.
Average RPI Loss: <b>82</b>	RECORD	PCT. RANK	GAMES	SCHEDULE	OF SCHEDULE	RPI	RPI	RPI	RPI
DIV. I ONLY	19- 6	44	7- 3	173	146	71	71	13	13
DIV. I NON-CONF.	9- 2	37	0- 0	211	182	64	64	12	12
TOTALS	RPI 1-25	RPI 26-50	W-L RECORDS	RPI 51-100	RPI 101-150	RPI 150+			
19- 6	0- 1	0- 2	OVERALL	1- 2	3- 0	15- 1			
10- 1	0- 0	0- 1	HOME	1- 0	3- 0	6- 0			
8- 4	0- 0	0- 1	AWAY	0- 2	0- 0	8- 1			
1- 1	0- 1	0- 0	NEUTRAL	0- 0	0- 0	1- 0			
9- 2	0- 1	0- 0	NON-CONFERENCE	0- 0	3- 0	6- 1			
4- 0	0- 0	0- 0	HOME	0- 0	3- 0	1- 0			
4- 1	0- 0	0- 0	AWAY	0- 0	0- 0	4- 1			
1- 1	0- 1	0- 0	NEUTRAL	0- 0	0- 0	1- 0			
10- 4	0- 0	0- 2	CONFERENCE	1- 2	0- 0	9- 0			
6- 1	0- 0	0- 1	HOME	1- 0	0- 0	5- 0			
4- 3	0- 0	0- 1	AWAY	0- 2	0- 0	4- 0			
0- 0	0- 0	0- 0	NEUTRAL	0- 0	0- 0	0- 0			

RPI 1-25				RPI 26-50				RPI 51-100				Team's RPI: 71	RPI 101+			
RPI	S	Opponent	Score	RPI	S	Opponent	Score	RPI	S	Opponent	Score		RPI	S	Opponent	Score
8	N	Oregon St.	50 73	34	A	James Madison	42 57	87	A	Elon	60 61		105	H	Saint Joseph's	75 62
				34	H	James Madison	54 71	87	H	Elon	59 49		141	H	Buffalo	79 36
								94	A	Drexel	64 67		143	H	Stony Brook	71 66
													159	H	Northeastern	75 50
													178	A	Marist	71 67
													182	H	Delaware	58 49
													192	A	Fairfield	67 53
													203	A	William & Mary	61 53
													203	H	William & Mary	75 45
													217	A	Col. of Charleston	62 58
													230	H	Navy	65 63
													232	A	Massachusetts	56 57
													252	A	UNCW	68 64
													252	H	UNCW	62 38
													270	A	American	60 51
													276	N	Coastal Caro.	82 40
													287	A	Towson	74 56
													287	H	Towson	64 60
													326	A	Delaware St.	66 49
LAST 12 Division I GAMES:																
252	H	UNCW	62 38	94	A	Drexel	64 67	287	H	Towson	64 60					
34	A	James Madison	42 57	159	H	Northeastern	75 50	203	H	William & Mary	75 45					
203	A	William & Mary	61 53	252	A	UNCW	68 64	217	A	Col. of Charleston	62 58					
287	A	Towson	74 56													
34	H	James Madison	54 71													
87	H	Elon	59 49													

Non-Div I Games:

Hofstra

■ Loss, 
 ■ Non-Conf, S Site, 
 ■ Home 
 ■ Away 
 N Neutral

## Holy Cross

Through Games Of Feb. 20, 2016

Average RPI Win:	280	WON-LOST	WINNING	LAST 10	STRENGTH OF	OPP. STRENGTH	TEAM	ADJ.	CONF.	ADJ CONF.
Average RPI Loss:	155	RECORD	PCT. RANK	GAMES	SCHEDULE	OF SCHEDULE	RPI	RPI	RPI	RPI
DIV. I ONLY	12- 14	194	5- 5	275	260	239	239	26	26	
DIV. I NON-CONF.	3- 8	258	0- 0	302	168	320	320	28	28	
TOTALS	RPI 1-25	RPI 26-50	W-L RECORDS	RPI 51-100	RPI 101-150	RPI 150+				
12- 14	0- 0	0- 0	OVERALL	0- 4	0- 4	12- 6				
8- 4	0- 0	0- 0	HOME	0- 2	0- 0	8- 2				
4- 10	0- 0	0- 0	AWAY	0- 2	0- 4	4- 4				
0- 0	0- 0	0- 0	NEUTRAL	0- 0	0- 0	0- 0				
3- 8	0- 0	0- 0	NON-CONFERENCE	0- 0	0- 4	3- 4				
3- 2	0- 0	0- 0	HOME	0- 0	0- 0	3- 2				
0- 6	0- 0	0- 0	AWAY	0- 0	0- 4	0- 2				
0- 0	0- 0	0- 0	NEUTRAL	0- 0	0- 0	0- 0				
9- 6	0- 0	0- 0	CONFERENCE	0- 4	0- 0	9- 2				
5- 2	0- 0	0- 0	HOME	0- 2	0- 0	5- 0				
4- 4	0- 0	0- 0	AWAY	0- 2	0- 0	4- 2				
0- 0	0- 0	0- 0	NEUTRAL	0- 0	0- 0	0- 0				

RPI 1-25				RPI 26-50				RPI 51-100				RPI 101+				Team's RPI: 239	
RPI	S	Opponent	Score	RPI	S	Opponent	Score	RPI	S	Opponent	Score	RPI	S	Opponent	Score		
								66	A	Army West Point	58	77	102	A	Quinnipiac	61	74
								66	H	Army West Point	49	80	114	A	Boston College	51	60
								93	A	Bucknell	64	74	120	A	Pittsburgh	50	56
								93	H	Bucknell	51	58	127	A	Penn St.	82	86
													160	A	Yale	59	69
													216	A	Lehigh	58	61
													216	H	Lehigh	77	71
													225	H	Dartmouth	54	60
													230	A	Navy	49	50
													230	H	Navy	57	49
													232	H	Massachusetts	60	74
													234	H	Manhattan	58	44
													241	H	Bryant	65	64
													270	A	American	59	50
													270	H	American	59	54
													295	H	Vermont	77	63
													303	A	Colgate	80	71
													303	H	Colgate	70	61
													322	A	UMass Lowell	67	75
													325	A	Lafayette	57	54
													325	H	Lafayette	66	49
													345	A	Boston U.	60	41
LAST 12 Division I GAMES:																	
270	A	American	59	50	230	A	Navy	49	50								
66	H	Army West Point	49	80	270	H	American	59	54								
216	H	Lehigh	77	71	66	A	Army West Point	58	77								
325	A	Lafayette	57	54	216	A	Lehigh	58	61								
93	A	Bucknell	64	74	325	H	Lafayette	66	49								
303	H	Colgate	70	61	93	H	Bucknell	51	58								

Non-Div I Games:

Holy Cross

■ Loss, 
 ■ Non-Conf, 
 ■ S Site, 
 ■ H Home 
 ■ A Away 
 N Neutral

Average RPI Win:	252	WON-LOST	WINNING	LAST 10	STRENGTH OF	OPP. STRENGTH	TEAM	ADJ.	CONF.	ADJ CONF.
Average RPI Loss:	128	RECORD	PCT. RANK	GAMES	SCHEDULE	OF SCHEDULE	RPI	RPI	RPI	RPI
DIV. I ONLY	5- 21	313	1- 9	158	109	280	280	9	9	
DIV. I NON-CONF.	4- 7	222	0- 0	167	276	214	214	7	7	
TOTALS	RPI 1-25	RPI 26-50	W-L RECORDS	RPI 51-100	RPI 101-150	RPI 150+				
5- 21	0- 1	0- 2	OVERALL	0- 5	1- 3	4- 10				
2- 10	0- 1	0- 0	HOME	0- 2	1- 1	1- 6				
3- 8	0- 0	0- 1	AWAY	0- 2	0- 1	3- 4				
0- 3	0- 0	0- 1	NEUTRAL	0- 1	0- 1	0- 0				
4- 7	0- 0	0- 1	NON-CONFERENCE	0- 1	1- 2	3- 3				
1- 3	0- 0	0- 0	HOME	0- 0	1- 1	0- 2				
3- 1	0- 0	0- 0	AWAY	0- 0	0- 0	3- 1				
0- 3	0- 0	0- 1	NEUTRAL	0- 1	0- 1	0- 0				
1- 14	0- 1	0- 1	CONFERENCE	0- 4	0- 1	1- 7				
1- 7	0- 1	0- 0	HOME	0- 2	0- 0	1- 4				
0- 7	0- 0	0- 1	AWAY	0- 2	0- 1	0- 3				
0- 0	0- 0	0- 0	NEUTRAL	0- 0	0- 0	0- 0				

RPI 1-25				RPI 26-50				RPI 51-100				RPI 101+				Team's RPI: 280
RPI	S	Opponent	Score	RPI	S	Opponent	Score	RPI	S	Opponent	Score	RPI	S	Opponent	Score	
3	H	UConn	37 76	41	N	George Washington	78 82	56	N	Iowa	50 64	104	N	Wright St.	61 75	
				42	A	South Fla.	49 73	69	A	Temple	48 78	106	A	Memphis	57 74	
								69	H	Temple	66 75	128	H	La.-Lafayette	52 51	
								83	A	Tulane	48 70	136	H	Long Beach St.	41 47	
								83	H	Tulane	56 59	161	A	East Carolina	70 76	
												161	H	East Carolina	59 68	
												170	H	SMU	48 50	
												189	A	Tulsa	28 44	
												189	H	Tulsa	62 79	
												195	A	Cincinnati	50 56	
												195	H	Cincinnati	61 67	
												208	H	UTRGV	45 55	
												211	H	UNLV	60 63	
												217	A	Col. of Charleston	48 55	
												224	A	Rice	62 59	
												266	H	UCF	64 55	
												312	A	A&M-Corpus Christi	76 73	
												330	A	Incarinate Word	67 51	
LAST 12 Division I GAMES:																
195	H	Cincinnati	61 67	42	A	South Fla.	49 73	69	A	Temple	48 78	189	H	Tulsa	62 79	
161	H	East Carolina	59 68	189	A	Tulsa	28 44	161	A	East Carolina	70 76	170	H	SMU	48 50	
83	H	Tulane	56 59	195	A	Cincinnati	50 56	3	H	UConn	37 76					

Non-Div I Games:

Houston

■ Loss, 
■ Non-Conf, S Site, 
■ Home 
■ Away 
N Neutral



## Houston Baptist

Through Games Of Feb. 20, 2016

Average RPI Win:	292	WON-LOST	WINNING	LAST 10	STRENGTH OF	OPP. STRENGTH	TEAM	ADJ.	CONF.	ADJ CONF.
Average RPI Loss:	169	RECORD	PCT. RANK	GAMES	SCHEDULE	OF SCHEDULE	RPI	RPI	RPI	RPI
DIV. I ONLY	9- 12	219	5- 5	277	290	246	246	27	27	
DIV. I NON-CONF.	2- 5	253	0- 0	120	323	216	216	26	26	
TOTALS	RPI 1-25	RPI 26-50	W-L RECORDS	RPI 51-100	RPI 101-150	RPI 150+				
9- 12	0- 1	0- 0	OVERALL	0- 1	0- 2	9- 8				
4- 4	0- 0	0- 0	HOME	0- 0	0- 0	4- 4				
4- 8	0- 1	0- 0	AWAY	0- 1	0- 2	4- 4				
1- 0	0- 0	0- 0	NEUTRAL	0- 0	0- 0	1- 0				
2- 5	0- 1	0- 0	NON-CONFERENCE	0- 0	0- 0	2- 4				
0- 2	0- 0	0- 0	HOME	0- 0	0- 0	0- 2				
1- 3	0- 1	0- 0	AWAY	0- 0	0- 0	1- 2				
1- 0	0- 0	0- 0	NEUTRAL	0- 0	0- 0	1- 0				
7- 7	0- 0	0- 0	CONFERENCE	0- 1	0- 2	7- 4				
4- 2	0- 0	0- 0	HOME	0- 0	0- 0	4- 2				
3- 5	0- 0	0- 0	AWAY	0- 1	0- 2	3- 2				
0- 0	0- 0	0- 0	NEUTRAL	0- 0	0- 0	0- 0				

RPI 1-25				RPI 26-50				RPI 51-100				RPI 101+ Team's RPI: 246			
RPI	S	Opponent	Score	RPI	S	Opponent	Score	RPI	S	Opponent	Score	RPI	S	Opponent	Score
24	A	UTEP	63 98					60	A	Abilene Christian	60 77	108	A	Central Ark.	44 45
												129	A	Northwestern St.	44 55
												152	H	UT Arlington	40 64
												163	H	McNeese St.	64 71
												181	A	New Mexico	57 65
												214	H	Stephen F. Austin	50 64
												220	H	Texas St.	66 71
												235	A	Sam Houston St.	70 78
												235	H	Sam Houston St.	67 63
												245	A	Texas Southern	77 65
												257	N	Omaha	64 51
												262	A	UTSA	50 79
												283	A	Lamar	70 77
												283	H	Lamar	77 66
												312	A	A&M-Corpus Christi	73 59
												313	H	Southeastern La.	64 56
												319	H	Nicholls St.	80 71
												330	A	Incarnate Word	62 61
												332	A	New Orleans	71 51
LAST 12 Division I GAMES:															
330	A	Incarnate Word	62 61	60	A	Abilene Christian	60 77								
235	A	Sam Houston St.	70 78	283	A	Lamar	70 77								
283	H	Lamar	77 66	332	A	New Orleans	71 51								
214	H	Stephen F. Austin	50 64	108	A	Central Ark.	44 45								
312	A	A&M-Corpus Christi	73 59	313	H	Southeastern La.	64 56								
235	H	Sam Houston St.	67 63	319	H	Nicholls St.	80 71								

Non-Div I Games: Trinity (TX) 60 46 Huston-Tillotson 96 65 Paul Quinn 95 42

Houston Baptist

Loss, Non-Conf, S Site, H Home A Away N Neutral

Average RPI Win: <b>257</b>	WON-LOST	WINNING	LAST 10	STRENGTH OF	OPP. STRENGTH	TEAM	ADJ.	CONF.	ADJ CONF.
Average RPI Loss: <b>215</b>	RECORD	PCT. RANK	GAMES	SCHEDULE	OF SCHEDULE	RPI	RPI	RPI	RPI
DIV. I ONLY	5- 20	310	2- 7	314	286	331	331	31	31
DIV. I NON-CONF.	2- 11	306	1- 0	201	195	290	290	30	30
TOTALS	RPI 1-25	RPI 26-50	W-L RECORDS	RPI 51-100	RPI 101-150	RPI 150+			
5- 20	0- 2	0- 0	OVERALL	0- 1	0- 4	5- 13			
2- 8	0- 0	0- 0	HOME	0- 0	0- 1	2- 7			
3- 11	0- 1	0- 0	AWAY	0- 1	0- 2	3- 6			
0- 1	0- 0	0- 0	NEUTRAL	0- 0	0- 1	0- 0			
2- 11	0- 2	0- 0	NON-CONFERENCE	0- 1	0- 4	2- 4			
1- 3	0- 0	0- 0	HOME	0- 0	0- 1	1- 2			
1- 7	0- 2	0- 0	AWAY	0- 1	0- 2	1- 2			
0- 1	0- 0	0- 0	NEUTRAL	0- 0	0- 1	0- 0			
3- 9	0- 0	0- 0	CONFERENCE	0- 0	0- 0	3- 9			
1- 5	0- 0	0- 0	HOME	0- 0	0- 0	1- 5			
2- 4	0- 0	0- 0	AWAY	0- 0	0- 0	2- 4			
0- 0	0- 0	0- 0	NEUTRAL	0- 0	0- 0	0- 0			

RPI 1-25				RPI 26-50				RPI 51-100				RPI 101+ Team's RPI: 331			
RPI	S	Opponent	Score	RPI	S	Opponent	Score	RPI	S	Opponent	Score	RPI	S	Opponent	Score
16	A	Syracuse	48 <b>97</b>					100	A	Northwestern	49 <b>89</b>	111	N	Mercer	53 <b>70</b>
21	A	Duquesne	62 <b>86</b>									124	A	Arizona	28 <b>65</b>
												142	A	Xavier	47 <b>70</b>
												145	H	Old Dominion	64 <b>83</b>
												165	H	Hampton	83 77
												173	H	Cornell	76 74
												218	A	Ill.-Chicago	48 <b>75</b>
												233	A	Morgan St.	66 <b>78</b>
												249	A	N.C. A&T	70 <b>88</b>
												259	H	Bethune-Cookman	77 <b>81</b>
												263	A	Coppin St.	71 69
												263	H	Coppin St.	67 <b>83</b>
												269	A	Georgia St.	58 <b>65</b>
												274	H	La Salle	68 <b>71</b>
												293	A	UMES	59 <b>62</b>
												293	H	UMES	57 <b>79</b>
												294	H	Savannah St.	64 <b>69</b>
												326	A	Delaware St.	86 <b>87</b>
												327	H	LIU Brooklyn	72 <b>89</b>
												337	A	Mt. St. Mary's	62 49
												346	H	Norfolk St.	108 <b>110</b>
												349	A	N.C. Central	68 61
LAST 12 Division I GAMES:															
294	H	Savannah St.	64 <b>69</b>	233	A	Morgan St.	66 <b>78</b>								
293	H	UMES	57 <b>79</b>	259	H	Bethune-Cookman	77 <b>81</b>								
263	A	Coppin St.	71 69	326	A	Delaware St.	86 <b>87</b>								
165	H	Hampton	83 77	263	H	Coppin St.	67 <b>83</b>								
346	H	Norfolk St.	108 <b>110</b>	173	H	Cornell	76 74								
293	A	UMES	59 <b>62</b>	16	A	Syracuse	48 <b>97</b>								

Non-Div I Games:

Howard

■ Loss, 
 ■ Non-Conf, 
 ■ S Site, 
 ■ Home 
 ■ A Away 
 N Neutral

Average RPI Win: <b>277</b>	WON-LOST	WINNING	LAST 10	STRENGTH OF	OPP. STRENGTH	TEAM	ADJ.	CONF.	ADJ CONF.
Average RPI Loss: <b>166</b>	RECORD	PCT. RANK	GAMES	SCHEDULE	OF SCHEDULE	RPI	RPI	RPI	RPI
DIV. I ONLY	4- 20	320	2- 8	180	255	317	317	18	18
DIV. I NON-CONF.	2- 9	296	0- 0	158	292	294	294	19	19
TOTALS	RPI 1-25	RPI 26-50	W-L RECORDS	RPI 51-100	RPI 101-150	RPI 150+			
4- 20	0- 0	0- 2	OVERALL	0- 3	1- 4	3- 11			
4- 7	0- 0	0- 1	HOME	0- 1	1- 2	3- 3			
0- 13	0- 0	0- 1	AWAY	0- 2	0- 2	0- 8			
0- 0	0- 0	0- 0	NEUTRAL	0- 0	0- 0	0- 0			
2- 9	0- 0	0- 2	NON-CONFERENCE	0- 0	0- 2	2- 5			
2- 3	0- 0	0- 1	HOME	0- 0	0- 1	2- 1			
0- 6	0- 0	0- 1	AWAY	0- 0	0- 1	0- 4			
0- 0	0- 0	0- 0	NEUTRAL	0- 0	0- 0	0- 0			
2- 11	0- 0	0- 0	CONFERENCE	0- 3	1- 2	1- 6			
2- 4	0- 0	0- 0	HOME	0- 1	1- 1	1- 2			
0- 7	0- 0	0- 0	AWAY	0- 2	0- 1	0- 4			
0- 0	0- 0	0- 0	NEUTRAL	0- 0	0- 0	0- 0			

RPI 1-25			RPI 26-50			RPI 51-100			RPI 101+ Team's RPI: 317		
RPI	S	Opponent	Score	RPI	S	Opponent	Score	RPI	S	Opponent	Score
27	A	Ohio	52 <b>79</b>	63	A	South Dakota St.	64 <b>92</b>	118	H	Western Mich.	48 <b>70</b>
43	H	Indiana	72 <b>79</b>	63	H	South Dakota St.	42 <b>61</b>	125	H	IUPUI	50 <b>69</b>
				68	A	South Dakota	60 <b>92</b>	146	A	Northern Ky.	64 <b>77</b>
								148	A	Oral Roberts	59 <b>61</b>
								148	H	Oral Roberts	54 48
								157	A	Detroit	63 <b>64</b>
								172	A	Milwaukee	60 <b>73</b>
								192	A	Fairfield	62 <b>74</b>
								204	H	USC Upstate	81 <b>84</b>
								205	A	Oakland	74 <b>81</b>
								227	A	Western Ill.	87 <b>88</b>
								227	H	Western Ill.	74 <b>78</b>
								257	A	Omaha	64 <b>71</b>
								257	H	Omaha	58 <b>60</b>
								296	A	Denver	50 <b>53</b>
								296	H	Denver	61 49
								315	A	North Dakota St.	85 <b>94</b>
								324	H	Kent St.	86 68
								340	H	Chicago St.	62 51
LAST 12 Division I GAMES:											
148	H	Oral Roberts	54 48	315	A	North Dakota St.	85 <b>94</b>				
63	A	South Dakota St.	64 <b>92</b>	68	A	South Dakota	60 <b>92</b>				
257	A	Omaha	64 <b>71</b>	148	A	Oral Roberts	59 <b>61</b>				
227	A	Western Ill.	87 <b>88</b>	63	H	South Dakota St.	42 <b>61</b>				
296	H	Denver	61 49	296	A	Denver	50 <b>53</b>				
257	H	Omaha	58 <b>60</b>	227	H	Western Ill.	74 <b>78</b>				

Non-Div I Games: Trine 82 62 Grace (IN) 91 39

IPFW

Loss, Non-Conf, S Site, H Home A Away N Neutral

Average RPI Win: <b>226</b>	WON-LOST	WINNING	LAST 10	STRENGTH OF	OPP. STRENGTH	TEAM	ADJ.	CONF.	ADJ CONF.
Average RPI Loss: <b>150</b>	RECORD	PCT. RANK	GAMES	SCHEDULE	OF SCHEDULE	RPI	RPI	RPI	RPI
DIV. I ONLY	16- 8	80	7- 3	262	195	125	125	18	18
DIV. I NON-CONF.	7- 4	110	0- 0	200	132	113	113	19	19
TOTALS	RPI 1-25	RPI 26-50	W-L RECORDS	RPI 51-100	RPI 101-150	RPI 150+			
16- 8	0- 1	0- 0	OVERALL	3- 3	1- 1	12- 3			
7- 2	0- 0	0- 0	HOME	2- 1	0- 1	5- 0			
8- 6	0- 1	0- 0	AWAY	1- 2	1- 0	6- 3			
1- 0	0- 0	0- 0	NEUTRAL	0- 0	0- 0	1- 0			
7- 4	0- 1	0- 0	NON-CONFERENCE	3- 1	0- 0	4- 2			
3- 1	0- 0	0- 0	HOME	2- 1	0- 0	1- 0			
3- 3	0- 1	0- 0	AWAY	1- 0	0- 0	2- 2			
1- 0	0- 0	0- 0	NEUTRAL	0- 0	0- 0	1- 0			
9- 4	0- 0	0- 0	CONFERENCE	0- 2	1- 1	8- 1			
4- 1	0- 0	0- 0	HOME	0- 0	0- 1	4- 0			
5- 3	0- 0	0- 0	AWAY	0- 2	1- 0	4- 1			
0- 0	0- 0	0- 0	NEUTRAL	0- 0	0- 0	0- 0			

RPI 1-25				RPI 26-50				RPI 51-100				RPI 101+ Team's RPI: 125			
RPI	S	Opponent	Score	RPI	S	Opponent	Score	RPI	S	Opponent	Score	RPI	S	Opponent	Score
17	A	Louisville	61 <b>70</b>					63	A	South Dakota St.	66 <b>68</b>	148	A	Oral Roberts	57 54
								68	A	South Dakota	59 <b>65</b>	148	H	Oral Roberts	47 <b>52</b>
								81	H	VCU	70 69	167	A	SIUE	85 67
								86	H	Georgia Tech	50 <b>60</b>	214	N	Stephen F. Austin	62 55
								89	A	Marquette	60 55	223	A	North Texas	67 <b>68</b>
								99	H	Belmont	62 59	227	A	Western Ill.	68 60
												227	H	Western Ill.	96 87
												231	H	Indiana St.	68 43
												257	A	Omaha	54 <b>57</b>
												257	H	Omaha	75 59
												296	A	Denver	67 54
												296	H	Denver	81 75
												315	A	North Dakota St.	64 63
												315	H	North Dakota St.	67 44
												317	A	IPFW	69 50
												329	A	Evansville	68 62
												341	A	Eastern Ill.	71 <b>77</b>
LAST 12 Division I GAMES:															
257	A	Omaha	54 <b>57</b>	68	A	South Dakota	59 <b>65</b>								
296	A	Denver	67 54	63	A	South Dakota St.	66 <b>68</b>								
315	A	North Dakota St.	64 63	315	H	North Dakota St.	67 44								
227	H	Western Ill.	96 87	257	H	Omaha	75 59								
148	A	Oral Roberts	57 54	227	A	Western Ill.	68 60								
296	H	Denver	81 75	148	H	Oral Roberts	47 <b>52</b>								

Non-Div I Games: Oakland City 104 30 Ind.-Southeast 99 50

IUPUI

Loss, Non-Conf, S Site, H Home A Away N Neutral

## Idaho

Through Games Of Feb. 20, 2016

Average RPI Win: <b>230</b>	WON-LOST	WINNING	LAST 10	STRENGTH OF	OPP. STRENGTH	TEAM	ADJ.	CONF.	ADJ CONF.
Average RPI Loss: <b>113</b>	RECORD	PCT. RANK	GAMES	SCHEDULE	OF SCHEDULE	RPI	RPI	RPI	RPI
DIV. I ONLY	18- 7	62	8- 2	303	105	137	137	20	20
DIV. I NON-CONF.	6- 4	125	0- 0	160	93	135	135	22	22
TOTALS	RPI 1-25	RPI 26-50	W-L RECORDS	RPI 51-100	RPI 101-150	RPI 150+			
18- 7	0- 1	0- 1	OVERALL	1- 1	2- 1	15- 3			
11- 3	0- 0	0- 0	HOME	0- 1	1- 0	10- 2			
5- 3	0- 1	0- 0	AWAY	0- 0	1- 1	4- 1			
2- 1	0- 0	0- 1	NEUTRAL	1- 0	0- 0	1- 0			
6- 4	0- 1	0- 1	NON-CONFERENCE	1- 1	0- 1	5- 0			
4- 1	0- 0	0- 0	HOME	0- 1	0- 0	4- 0			
0- 2	0- 1	0- 0	AWAY	0- 0	0- 1	0- 0			
2- 1	0- 0	0- 1	NEUTRAL	1- 0	0- 0	1- 0			
12- 3	0- 0	0- 0	CONFERENCE	0- 0	2- 0	10- 3			
7- 2	0- 0	0- 0	HOME	0- 0	1- 0	6- 2			
5- 1	0- 0	0- 0	AWAY	0- 0	1- 0	4- 1			
0- 0	0- 0	0- 0	NEUTRAL	0- 0	0- 0	0- 0			

RPI 1-25				RPI 26-50				RPI 51-100				RPI 101+ Team's RPI: 137			
RPI	S	Opponent	Score	RPI	S	Opponent	Score	RPI	S	Opponent	Score	RPI	S	Opponent	Score
8	A	Oregon St.	44 69	47	N	Duke	68 74	60	H	Abilene Christian	59 71	116	A	North Dakota	65 59
								97	N	Iowa St.	97 65	116	H	North Dakota	92 65
												140	A	Texas Tech	62 78
												164	H	Montana St.	59 62
												168	A	Sacramento St.	98 88
												168	H	Sacramento St.	107 60
												175	A	Northern Colo.	68 70
												175	H	Northern Colo.	66 56
												191	H	Montana	78 61
												198	H	Eastern Wash.	66 74
												220	N	Texas St.	75 55
												238	H	Wyoming	61 57
												255	H	Seattle	64 60
												260	H	UC Santa Barbara	64 42
												275	A	Northern Ariz.	72 51
												275	H	Northern Ariz.	76 59
												298	H	CSUN	106 50
												314	A	Portland St.	94 65
												314	H	Portland St.	84 63
												328	A	Southern Utah	62 51
												328	H	Southern Utah	93 48
LAST 12 Division I GAMES:															
168	H	Sacramento St.	107 60	314	A	Portland St.	94 65								
314	H	Portland St.	84 63	168	A	Sacramento St.	98 88								
116	A	North Dakota	65 59	164	H	Montana St.	59 62								
175	A	Northern Colo.	68 70	191	H	Montana	78 61								
275	H	Northern Ariz.	76 59	328	A	Southern Utah	62 51								
328	H	Southern Utah	93 48	275	A	Northern Ariz.	72 51								

Non-Div I Games: Carroll (MT) 75 47 Northwest Chrst. 71 48

Idaho

Loss, Non-Conf, S Site, H Home A Away N Neutral

Average RPI Win:	252	WON-LOST	WINNING	LAST 10	STRENGTH OF	OPP. STRENGTH	TEAM	ADJ.	CONF.	ADJ CONF.
Average RPI Loss:	140	RECORD	PCT. RANK	GAMES	SCHEDULE	OF SCHEDULE	RPI	RPI	RPI	RPI
DIV. I ONLY	11- 12	190	3- 3	322	97	229	229	20	20	
DIV. I NON-CONF.	5- 4	138	0- 1	95	101	74	74	22	22	
TOTALS	RPI 1-25	RPI 26-50	W-L RECORDS	RPI 51-100	RPI 101-150	RPI 150+				
11- 12	0- 2	0- 0	OVERALL	0- 1	1- 3	10- 6				
5- 4	0- 0	0- 0	HOME	0- 0	0- 1	5- 3				
5- 8	0- 2	0- 0	AWAY	0- 1	1- 2	4- 3				
1- 0	0- 0	0- 0	NEUTRAL	0- 0	0- 0	1- 0				
5- 4	0- 2	0- 0	NON-CONFERENCE	0- 1	1- 1	4- 0				
2- 0	0- 0	0- 0	HOME	0- 0	0- 0	2- 0				
2- 4	0- 2	0- 0	AWAY	0- 1	1- 1	1- 0				
1- 0	0- 0	0- 0	NEUTRAL	0- 0	0- 0	1- 0				
6- 8	0- 0	0- 0	CONFERENCE	0- 0	0- 2	6- 6				
3- 4	0- 0	0- 0	HOME	0- 0	0- 1	3- 3				
3- 4	0- 0	0- 0	AWAY	0- 0	0- 1	3- 3				
0- 0	0- 0	0- 0	NEUTRAL	0- 0	0- 0	3- 0				

RPI 1-25				RPI 26-50				RPI 51-100				RPI 101+ Team's RPI: 229			
RPI	S	Opponent	Score	RPI	S	Opponent	Score	RPI	S	Opponent	Score	RPI	S	Opponent	Score
24	A	UTEP	54 67					100	A	Northwestern	36 72	116	A	North Dakota	42 45
25	A	Michigan St.	60 79									116	H	North Dakota	57 60
												140	A	Texas Tech	64 79
												144	A	Boise St.	80 77
												168	A	Sacramento St.	62 83
												168	H	Sacramento St.	59 68
												175	A	Northern Colo.	47 48
												175	H	Northern Colo.	59 61
												197	A	Weber St.	58 57
												197	H	Weber St.	46 61
												202	H	Utah St.	81 67
												206	N	Southeast Mo. St.	65 64
												207	A	Utah Valley	56 47
												255	H	Seattle	83 67
												275	A	Northern Ariz.	62 63
												275	H	Northern Ariz.	71 61
												314	A	Portland St.	64 42
												314	H	Portland St.	71 70
												328	A	Southern Utah	71 67
												328	H	Southern Utah	64 47
LAST 12 Division I GAMES:															
24	A	UTEP	54 67	116	H	North Dakota	57 60								
328	H	Southern Utah	64 47	275	A	Northern Ariz.	62 63								
275	H	Northern Ariz.	71 61	328	A	Southern Utah	71 67								
168	A	Sacramento St.	62 83	197	A	Weber St.	58 57								
314	A	Portland St.	64 42	314	H	Portland St.	71 70								
175	H	Northern Colo.	59 61	168	H	Sacramento St.	59 68								

Non-Div I Games: Colo. Christian 82 56 Montana Tech 82 55

Idaho St.

Loss, Non-Conf, S Site, H Home A Away N Neutral

Average RPI Win:	270	WON-LOST	WINNING	LAST 10	STRENGTH OF	OPP. STRENGTH	TEAM	ADJ.	CONF.	ADJ CONF.
Average RPI Loss:	126	RECORD	PCT. RANK	GAMES	SCHEDULE	OF SCHEDULE	RPI	RPI	RPI	RPI
DIV. I ONLY	12- 14	194	3- 7	233	216	218	218	14	14	
DIV. I NON-CONF.	9- 2	37	0- 0	343	300	175	175	16	16	
TOTALS	RPI 1-25	RPI 26-50	W-L RECORDS	RPI 51-100	RPI 101-150	RPI 150+				
12- 14	0- 0	0- 2	OVERALL	1- 2	0- 5	11- 5				
5- 8	0- 0	0- 1	HOME	1- 1	0- 3	4- 3				
7- 6	0- 0	0- 1	AWAY	0- 1	0- 2	7- 2				
0- 0	0- 0	0- 0	NEUTRAL	0- 0	0- 0	0- 0				
9- 2	0- 0	0- 0	NON-CONFERENCE	1- 2	0- 0	8- 0				
4- 1	0- 0	0- 0	HOME	1- 1	0- 0	3- 0				
5- 1	0- 0	0- 0	AWAY	0- 1	0- 0	5- 0				
0- 0	0- 0	0- 0	NEUTRAL	0- 0	0- 0	0- 0				
3- 12	0- 0	0- 2	CONFERENCE	0- 0	0- 5	3- 5				
1- 7	0- 0	0- 1	HOME	0- 0	0- 3	1- 3				
2- 5	0- 0	0- 1	AWAY	0- 0	0- 2	2- 2				
0- 0	0- 0	0- 0	NEUTRAL	0- 0	0- 0	0- 0				

RPI 1-25				RPI 26-50				RPI 51-100				RPI 101+				Team's RPI: 218
RPI	S	Opponent	Score	RPI	S	Opponent	Score	RPI	S	Opponent	Score	RPI	S	Opponent	Score	
				26	A	Green Bay	22 64	64	A	Purdue	51 62	104	A	Wright St.	62 73	
				26	H	Green Bay	40 58	82	H	Central Mich.	66 63	104	H	Wright St.	72 80	
								98	H	Toledo	51 60	132	H	Youngstown St.	64 69	
												146	A	Northern Ky.	53 55	
												146	H	Northern Ky.	61 72	
												157	A	Detroit	65 51	
												157	H	Detroit	80 89	
												172	A	Milwaukee	53 54	
												172	H	Milwaukee	56 62	
												205	A	Oakland	73 78	
												205	H	Oakland	76 78	
												227	A	Western Ill.	78 70	
												243	A	Valparaiso	54 50	
												277	H	Cleveland St.	80 62	
												296	A	Denver	56 46	
												307	A	Bradley	66 56	
												316	A	Illinois St.	74 65	
												323	H	Nevada	70 55	
												331	H	Howard	75 48	
												340	A	Chicago St.	51 47	
												341	H	Eastern Ill.	66 54	
LAST 12 Division I GAMES:																
				172	H	Milwaukee	56 62	243	A	Valparaiso	54 50					
				26	H	Green Bay	40 58	277	H	Cleveland St.	80 62					
				205	A	Oakland	73 78	132	H	Youngstown St.	64 69					
				157	A	Detroit	65 51	26	A	Green Bay	22 64					
				104	H	Wright St.	72 80	172	A	Milwaukee	53 54					
				146	H	Northern Ky.	61 72	157	H	Detroit	80 89					

Non-Div I Games:

Ill.-Chicago

■ Loss, 
■ Non-Conf, S Site, 
■ Home 
■ Away 
N Neutral

Average RPI Win:	167	WON-LOST	WINNING	LAST 10	STRENGTH OF	OPP. STRENGTH	TEAM	ADJ.	CONF.	ADJ CONF.
Average RPI Loss:	61	RECORD	PCT. RANK	GAMES	SCHEDULE	OF SCHEDULE	RPI	RPI	RPI	RPI
DIV. I ONLY	9- 17	259	2- 8	13	61	154	154	5	5	
DIV. I NON-CONF.	7- 4	110	0- 0	12	228	77	77	4	4	
TOTALS	RPI 1-25	RPI 26-50	W-L RECORDS	RPI 51-100	RPI 101-150	RPI 150+				
9- 17	0- 2	1- 6	OVERALL	2- 7	1- 2	5- 0				
8- 9	0- 2	1- 3	HOME	2- 3	1- 1	4- 0				
1- 8	0- 0	0- 3	AWAY	0- 4	0- 1	1- 0				
0- 0	0- 0	0- 0	NEUTRAL	0- 0	0- 0	0- 0				
7- 4	0- 0	1- 2	NON-CONFERENCE	2- 1	1- 1	3- 0				
7- 2	0- 0	1- 1	HOME	2- 1	1- 0	3- 0				
0- 2	0- 0	0- 1	AWAY	0- 0	0- 1	0- 0				
0- 0	0- 0	0- 0	NEUTRAL	0- 0	0- 0	0- 0				
2- 13	0- 2	0- 4	CONFERENCE	0- 6	0- 1	2- 0				
1- 7	0- 2	0- 2	HOME	0- 2	0- 1	1- 0				
1- 6	0- 0	0- 2	AWAY	0- 4	0- 0	1- 0				
0- 0	0- 0	0- 0	NEUTRAL	0- 0	0- 0	0- 0				

RPI	S	Opponent	Score	RPI	S	Opponent	Score	RPI	S	Opponent	Score	RPI	S	Opponent	Score	Team's RPI: 154
5	H	Ohio St.	70 80	27	H	Ohio	62 53	64	A	Purdue	65 69	106	A	Memphis	75 81	
11	H	Maryland	63 79	28	A	Miami (FL)	64 73	67	A	Michigan	83 96	127	H	Penn St.	56 65	
				41	H	George Washington	57 70	68	H	South Dakota	76 85	135	H	Southern Ill.	78 64	
				43	A	Indiana	66 68	70	A	Nebraska	57 73	177	A	Wisconsin	76 56	
				43	H	Indiana	68 80	78	A	Minnesota	77 82	177	H	Wisconsin	71 65	
				50	A	Rutgers	54 67	78	H	Minnesota	75 106	216	H	Lehigh	76 67	
				50	H	Rutgers	56 63	82	H	Central Mich.	74 69	261	H	Tennessee St.	98 43	
								88	H	UT Martin	94 74	340	H	Chicago St.	67 36	
								100	H	Northwestern	59 69					
LAST 12 Division I GAMES:																
177	A	Wisconsin	76 56	78	A	Minnesota	77 82									
50	H	Rutgers	56 63	127	H	Penn St.	56 65									
43	H	Indiana	68 80	43	A	Indiana	66 68									
67	A	Michigan	83 96	177	H	Wisconsin	71 65									
100	H	Northwestern	59 69	50	A	Rutgers	54 67									
5	H	Ohio St.	70 80	70	A	Nebraska	57 73									

Non-Div I Games:

Illinois

■ Loss, 
■ Non-Conf, 
■ S Site, 
■ H Home 
■ A Away 
N Neutral



Average RPI Win:	295	WON-LOST	WINNING	LAST 10	STRENGTH OF	OPP. STRENGTH	TEAM	ADJ.	CONF.	ADJ CONF.
Average RPI Loss:	170	RECORD	PCT. RANK	GAMES	SCHEDULE	OF SCHEDULE	RPI	RPI	RPI	RPI
DIV. I ONLY	6- 18	294	3- 7	279	225	316	316	21	21	
DIV. I NON-CONF.	2- 9	296	0- 0	312	266	341	341	17	17	
TOTALS	RPI 1-25	RPI 26-50	W-L RECORDS	RPI 51-100	RPI 101-150	RPI 150+				
6- 18	0- 1	0- 0	OVERALL	0- 1	0- 5	6- 11				
5- 7	0- 0	0- 0	HOME	0- 1	0- 2	5- 4				
1- 9	0- 1	0- 0	AWAY	0- 0	0- 3	1- 5				
0- 2	0- 0	0- 0	NEUTRAL	0- 0	0- 0	0- 2				
2- 9	0- 1	0- 0	NON-CONFERENCE	0- 0	0- 0	2- 8				
2- 3	0- 0	0- 0	HOME	0- 0	0- 0	2- 3				
0- 4	0- 1	0- 0	AWAY	0- 0	0- 0	0- 3				
0- 2	0- 0	0- 0	NEUTRAL	0- 0	0- 0	0- 2				
4- 9	0- 0	0- 0	CONFERENCE	0- 1	0- 5	4- 3				
3- 4	0- 0	0- 0	HOME	0- 1	0- 2	3- 1				
1- 5	0- 0	0- 0	AWAY	0- 0	0- 3	1- 2				
0- 0	0- 0	0- 0	NEUTRAL	0- 0	0- 0	0- 0				

RPI 1-25				RPI 26-50				RPI 51-100				RPI 101+ Team's RPI: 316			
RPI	S	Opponent	Score	RPI	S	Opponent	Score	RPI	S	Opponent	Score	RPI	S	Opponent	Score
22	A	DePaul	41 89					92	H	Missouri St.	51 73	109	A	UNI	51 65
												109	H	UNI	35 61
												110	A	Drake	41 76
												110	H	Drake	58 98
												135	A	Southern Ill.	71 76
												160	A	Yale	47 60
												167	H	SIUE	57 65
												169	A	Loyola Chicago	61 73
												169	H	Loyola Chicago	41 57
												218	H	Ill.-Chicago	65 74
												227	H	Western Ill.	64 79
												231	A	Indiana St.	56 63
												231	H	Indiana St.	73 62
												254	A	Bowling Green	52 70
												257	N	Omaha	56 60
												258	N	Northern Ill.	59 68
												262	A	UTSA	51 77
												271	H	Murray St.	81 76
												291	H	Wichita St.	70 49
												307	H	Bradley	54 49
												329	A	Evansville	64 57
												340	H	Chicago St.	57 53
LAST 12 Division I GAMES:															
169	A	Loyola Chicago	61 73	169	H	Loyola Chicago	41 57								
109	H	UNI	35 61	307	H	Bradley	54 49								
110	H	Drake	58 98	110	A	Drake	41 76								
231	H	Indiana St.	73 62	109	A	UNI	51 65								
135	A	Southern Ill.	71 76	231	A	Indiana St.	56 63								
329	A	Evansville	64 57	291	H	Wichita St.	70 49								

Non-Div I Games:

Illinois St.

Average RPI Win:	265	WON-LOST	WINNING	LAST 10	STRENGTH OF	OPP. STRENGTH	TEAM	ADJ.	CONF.	ADJ CONF.
Average RPI Loss:	207	RECORD	PCT. RANK	GAMES	SCHEDULE	OF SCHEDULE	RPI	RPI	RPI	RPI
DIV. I ONLY	3- 18	334	2- 8	292	280	330	330	27	27	
DIV. I NON-CONF.	0- 7	338	0- 0	218	203	337	337	26	26	
TOTALS	RPI 1-25	RPI 26-50	W-L RECORDS	RPI 51-100	RPI 101-150	RPI 150+				
3- 18	0- 0	0- 1	OVERALL	0- 2	0- 3	3- 12				
0- 10	0- 0	0- 0	HOME	0- 1	0- 2	0- 7				
3- 8	0- 0	0- 1	AWAY	0- 1	0- 1	3- 5				
0- 0	0- 0	0- 0	NEUTRAL	0- 0	0- 0	0- 0				
0- 7	0- 0	0- 1	NON-CONFERENCE	0- 1	0- 1	0- 4				
0- 3	0- 0	0- 0	HOME	0- 0	0- 0	0- 3				
0- 4	0- 0	0- 1	AWAY	0- 1	0- 1	0- 1				
0- 0	0- 0	0- 0	NEUTRAL	0- 0	0- 0	0- 0				
3- 11	0- 0	0- 0	CONFERENCE	0- 1	0- 2	3- 8				
0- 7	0- 0	0- 0	HOME	0- 1	0- 2	0- 4				
3- 4	0- 0	0- 0	AWAY	0- 0	0- 0	3- 4				
0- 0	0- 0	0- 0	NEUTRAL	0- 0	0- 0	0- 0				

RPI S	Opponent	Score	RPI S	Opponent	Score	RPI S	Opponent	Score	RPI S	Opponent	Score	Team's RPI: 330
45	A Colorado St.	37 60	60	H Abilene Christian	71 86	108	H Central Ark.	57 76	129	H Northwestern St.	48 53	
			64	A Purdue	27 95	140	A Texas Tech	55 70	163	A McNeese St.	68 55	
						208	A UTRGV	47 60	208	H UTRGV	50 68	
						214	A Stephen F. Austin	62 74	223	H North Texas	55 62	
						235	H Sam Houston St.	60 65	246	H Houston Baptist	61 62	
						280	H Houston	51 67	283	A Lamar	49 59	
						312	A A&M-Corpus Christi	55 69	312	H A&M-Corpus Christi	56 57	
						313	A Southeastern La.	70 66	319	A Nicholls St.	63 61	
						319	H Nicholls St.	64 66	332	A New Orleans	49 55	
LAST 12 Division I GAMES:												
312	A A&M-Corpus Christi	55 69	319	H Nicholls St.	64 66							
246	H Houston Baptist	61 62	312	H A&M-Corpus Christi	56 57							
108	H Central Ark.	57 76	60	H Abilene Christian	71 86							
214	A Stephen F. Austin	62 74	163	A McNeese St.	68 55							
283	A Lamar	49 59	313	A Southeastern La.	70 66							
319	A Nicholls St.	63 61	129	H Northwestern St.	48 53							

Non-Div I Games: LSU-Alexandria 96 59 Howard Payne 78 65 Sul Ross St. 54 35 Trinity (TX) 55 61 Incarnate Word

Loss, Non-Conf, S Site, H Home A Away N Neutral

Average RPI Win:	134	WON-LOST	WINNING	LAST 10	STRENGTH OF	OPP. STRENGTH	TEAM	ADJ.	CONF.	ADJ CONF.
Average RPI Loss:	50	RECORD	PCT. RANK	GAMES	SCHEDULE	OF SCHEDULE	RPI	RPI	RPI	RPI
DIV. I ONLY	18- 9	80	8- 2	50	25	43	43	5	5	
DIV. I NON-CONF.	8- 4	99	0- 0	67	57	66	66	4	4	
TOTALS	RPI 1-25	RPI 26-50	W-L RECORDS	RPI 51-100	RPI 101-150	RPI 150+				
18- 9	1- 3	1- 3	OVERALL	7- 2	1- 0	8- 1				
13- 0	1- 0	1- 0	HOME	6- 0	1- 0	4- 0				
4- 6	0- 3	0- 0	AWAY	1- 2	0- 0	3- 1				
1- 3	0- 0	0- 3	NEUTRAL	0- 0	0- 0	1- 0				
8- 4	0- 1	0- 3	NON-CONFERENCE	2- 0	1- 0	5- 0				
5- 0	0- 0	0- 0	HOME	2- 0	1- 0	2- 0				
2- 1	0- 1	0- 0	AWAY	0- 0	0- 0	2- 0				
1- 3	0- 0	0- 3	NEUTRAL	0- 0	0- 0	1- 0				
10- 5	1- 2	1- 0	CONFERENCE	5- 2	0- 0	3- 1				
8- 0	1- 0	1- 0	HOME	4- 0	0- 0	2- 0				
2- 5	0- 2	0- 0	AWAY	1- 2	0- 0	1- 1				
0- 0	0- 0	0- 0	NEUTRAL	0- 0	0- 0	0- 0				

RPI 1-25				RPI 26-50				Team's RPI: 43	RPI 51-100				RPI 101+			
RPI	S	Opponent	Score	RPI	S	Opponent	Score		RPI	S	Opponent	Score	RPI	S	Opponent	Score
5	A	Ohio St.	70 97	27	N	Ohio	56 63		53	H	Chattanooga	54 43	112	H	Samford	65 56
11	A	Maryland	63 86	28	N	Miami (FL)	75 89		56	H	Iowa	79 74	154	A	Illinois	80 68
22	A	DePaul	69 84	37	N	West Virginia	64 75		64	A	Purdue	53 63	154	H	Illinois	68 66
25	H	Michigan St.	81 65	50	H	Rutgers	64 48		67	H	Michigan	77 69	160	H	Yale	76 60
									70	H	Nebraska	59 47	177	A	Wisconsin	69 73
									78	A	Minnesota	76 78	177	H	Wisconsin	67 57
									78	H	Minnesota	93 79	231	A	Indiana St.	53 50
									86	H	Georgia Tech	69 60	261	H	Tennessee St.	88 56
									100	A	Northwestern	91 84	268	N	Austin Peay	90 58
													317	A	IPFW	79 72
LAST 12 Division I GAMES:																
78	H	Minnesota	93 79	50	H	Rutgers	64 48									
177	H	Wisconsin	67 57	100	A	Northwestern	91 84									
154	A	Illinois	80 68	154	H	Illinois	68 66									
70	H	Nebraska	59 47	78	A	Minnesota	76 78									
56	H	Iowa	79 74	25	H	Michigan St.	81 65									
11	A	Maryland	63 86	64	A	Purdue	53 63									

Non-Div I Games:

Indiana

■ Loss, 
 ■ Non-Conf, S Site, 
 ■ Home 
 ■ Away 
 N Neutral

Average RPI Win:	260	WON-LOST	WINNING	LAST 10	STRENGTH OF	OPP. STRENGTH	TEAM	ADJ.	CONF.	ADJ CONF.
Average RPI Loss:	138	RECORD	PCT. RANK	GAMES	SCHEDULE	OF SCHEDULE	RPI	RPI	RPI	RPI
DIV. I ONLY	11- 13	205	5- 5	238	227	231	231	21	21	
DIV. I NON-CONF.	4- 7	222	0- 0	203	245	232	232	17	17	
TOTALS	RPI 1-25	RPI 26-50	W-L RECORDS	RPI 51-100	RPI 101-150	RPI 150+				
11- 13	0- 0	0- 1	OVERALL	0- 3	1- 6	10- 3				
7- 5	0- 0	0- 1	HOME	0- 2	1- 1	6- 1				
4- 7	0- 0	0- 0	AWAY	0- 1	0- 5	4- 1				
0- 1	0- 0	0- 0	NEUTRAL	0- 0	0- 0	0- 1				
4- 7	0- 0	0- 1	NON-CONFERENCE	0- 2	0- 2	4- 2				
2- 3	0- 0	0- 1	HOME	0- 1	0- 0	2- 1				
2- 3	0- 0	0- 0	AWAY	0- 1	0- 2	2- 0				
0- 1	0- 0	0- 0	NEUTRAL	0- 0	0- 0	0- 1				
7- 6	0- 0	0- 0	CONFERENCE	0- 1	1- 4	6- 1				
5- 2	0- 0	0- 0	HOME	0- 1	1- 1	4- 0				
2- 4	0- 0	0- 0	AWAY	0- 0	0- 3	2- 1				
0- 0	0- 0	0- 0	NEUTRAL	0- 0	0- 0	0- 0				

RPI	S	Opponent	Score	RPI	S	Opponent	Score	RPI	S	Opponent	Score	RPI	S	Opponent	Score	Team's RPI: 231
43	H	Indiana	50 53	57	H	Saint Louis	52 62	109	A	UNI	42 53	109	H	UNI	45 61	
				82	A	Central Mich.	65 85	110	A	Drake	55 80	110	H	Drake	68 53	
				92	H	Missouri St.	51 59	125	A	IUPUI	43 68	135	A	Southern Ill.	64 76	
								146	A	Northern Ky.	67 73	169	H	Loyola Chicago	62 48	
								189	A	Tulsa	67 63	199	H	Butler	70 63	
								214	N	Stephen F. Austin	62 71	257	H	Omaha	50 51	
								291	H	Wichita St.	59 33	302	A	UMKC	77 47	
								307	A	Bradley	68 59	307	H	Bradley	59 37	
								316	A	Illinois St.	62 73	316	H	Illinois St.	63 56	
								329	A	Evansville	59 44	329	A	Evansville	59 44	
								341	H	Eastern Ill.	60 42					
LAST 12 Division I GAMES:																
307	A	Bradley	68 59	307	H	Bradley	59 37									
110	H	Drake	68 53	169	H	Loyola Chicago	62 48									
109	H	UNI	45 61	109	A	UNI	42 53									
316	A	Illinois St.	62 73	110	A	Drake	55 80									
329	A	Evansville	59 44	316	H	Illinois St.	63 56									
135	A	Southern Ill.	64 76	92	H	Missouri St.	51 59									

Non-Div I Games:

Indiana St.

Average RPI Win:	238	WON-LOST	WINNING	LAST 10	STRENGTH OF	OPP. STRENGTH	TEAM	ADJ.	CONF.	ADJ CONF.
Average RPI Loss:	115	RECORD	PCT. RANK	GAMES	SCHEDULE	OF SCHEDULE	RPI	RPI	RPI	RPI
DIV. I ONLY	18- 10	91	8- 2	221	176	115	115	23	23	
DIV. I NON-CONF.	4- 7	222	0- 0	121	24	173	173	23	23	
TOTALS	RPI 1-25	RPI 26-50	W-L RECORDS	RPI 51-100	RPI 101-150	RPI 150+				
18- 10	0- 0	0- 3	OVERALL	0- 1	1- 3	17- 3				
9- 1	0- 0	0- 0	HOME	0- 1	0- 0	9- 0				
8- 7	0- 0	0- 2	AWAY	0- 0	1- 3	7- 2				
1- 2	0- 0	0- 1	NEUTRAL	0- 0	0- 0	1- 1				
4- 7	0- 0	0- 3	NON-CONFERENCE	0- 1	1- 2	3- 1				
2- 1	0- 0	0- 0	HOME	0- 1	0- 0	2- 0				
1- 4	0- 0	0- 2	AWAY	0- 0	1- 2	0- 0				
1- 2	0- 0	0- 1	NEUTRAL	0- 0	0- 0	1- 1				
14- 3	0- 0	0- 0	CONFERENCE	0- 0	0- 1	14- 2				
7- 0	0- 0	0- 0	HOME	0- 0	0- 0	7- 0				
7- 3	0- 0	0- 0	AWAY	0- 0	0- 1	7- 2				
0- 0	0- 0	0- 0	NEUTRAL	0- 0	0- 0	0- 0				

RPI S	Opponent	Score	RPI S	Opponent	Score	RPI S	Opponent	Score	RPI S	Opponent	Score	Team's RPI: 115
40 N	Southern California	56 76	81 H	VCU	58 74	102 A	Quinnipiac	61 62				
41 A	George Washington	65 70				105 A	Saint Joseph's	81 75				
50 A	Rutgers	33 58				117 A	North Carolina	52 64				
						143 A	Stony Brook	53 58				
						156 H	ETSU	56 50				
						160 N	Yale	48 63				
						178 A	Marist	61 62				
						178 H	Marist	69 49				
						192 A	Fairfield	56 46				
						194 A	Canisius	79 76				
						194 H	Canisius	79 56				
						219 A	Siena	64 51				
						219 H	Siena	63 51				
						223 H	North Texas	62 51				
						234 A	Manhattan	56 63				
						234 H	Manhattan	67 56				
						267 A	Monmouth	64 49				
						267 H	Monmouth	68 56				
						286 A	Rider	67 48				
						286 H	Rider	59 46				
						305 A	Niagara	73 52				
						305 H	Niagara	73 46				
						311 N	Fairleigh Dickinson	77 54				
						335 A	Saint Peter's	65 51				
LAST 12 Division I GAMES:												
219 H	Siena	63 51	305 A	Niagara	73 52							
102 A	Quinnipiac	61 62	267 A	Monmouth	64 49							
219 A	Siena	64 51	305 H	Niagara	73 46							
286 A	Rider	67 48	234 A	Manhattan	56 63							
267 H	Monmouth	68 56	178 A	Marist	61 62							
194 A	Canisius	79 76	194 H	Canisius	79 56							

Non-Div I Games:

Iona

■ Loss, 
 ■ Non-Conf, 
 ■ S Site, 
 ■ H Home 
 ■ A Away 
 N Neutral

Average RPI Win:	136	WON-LOST	WINNING	LAST 10	STRENGTH OF	OPP. STRENGTH	TEAM	ADJ.	CONF.	ADJ CONF.
Average RPI Loss:	53	RECORD	PCT. RANK	GAMES	SCHEDULE	OF SCHEDULE	RPI	RPI	RPI	RPI
DIV. I ONLY	16- 11	121	3- 7	33	45	56	56	5	5	
DIV. I NON-CONF.	10- 2	33	0- 0	89	145	29	29	4	4	
TOTALS	RPI 1-25	RPI 26-50	W-L RECORDS	RPI 51-100	RPI 101-150	RPI 150+				
16- 11	0- 4	1- 2	OVERALL	6- 4	4- 1	5- 0				
9- 4	0- 3	1- 0	HOME	3- 0	2- 1	3- 0				
5- 6	0- 1	0- 1	AWAY	3- 4	1- 0	1- 0				
2- 1	0- 0	0- 1	NEUTRAL	0- 0	1- 0	1- 0				
10- 2	0- 0	0- 1	NON-CONFERENCE	2- 1	4- 0	4- 0				
6- 0	0- 0	0- 0	HOME	1- 0	2- 0	3- 0				
2- 1	0- 0	0- 0	AWAY	1- 1	1- 0	0- 0				
2- 1	0- 0	0- 1	NEUTRAL	0- 0	1- 0	1- 0				
6- 9	0- 4	1- 1	CONFERENCE	4- 3	0- 1	1- 0				
3- 4	0- 3	1- 0	HOME	2- 0	0- 1	0- 0				
3- 5	0- 1	0- 1	AWAY	2- 3	0- 0	1- 0				
0- 0	0- 0	0- 0	NEUTRAL	0- 0	0- 0	0- 0				

RPI S	Opponent	Score	RPI S	Opponent	Score	RPI S	Opponent	Score	RPI S	Opponent	Score
5	H Ohio St.	81 98	41	N George Washington	77 81	64	A Purdue	73 90	104	N Wright St.	83 77
11	H Maryland	56 76	43	A Indiana	74 79	64	H Purdue	63 55	109	A UNI	80 65
25	A Michigan St.	73 80	50	H Rutgers	69 65	67	A Michigan	75 82	110	H Drake	89 76
25	H Michigan St.	69 74				67	H Michigan	85 69	116	H North Dakota	83 61
						70	A Nebraska	74 68	127	H Penn St.	69 82
						78	A Minnesota	76 78	177	A Wisconsin	57 54
						88	H UT Martin	62 56	221	H Robert Morris	69 50
						91	A Virginia	85 73	227	H Western Ill.	96 81
						97	A Iowa St.	66 69	280	N Houston	64 50
						100	A Northwestern	79 64	307	H Bradley	60 53
LAST 12 Division I GAMES:											
64	H Purdue	63 55	67	H Michigan	85 69						
78	A Minnesota	76 78	64	A Purdue	73 90						
5	H Ohio St.	81 98	127	H Penn St.	69 82						
25	H Michigan St.	69 74	25	A Michigan St.	73 80						
43	A Indiana	74 79	177	A Wisconsin	57 54						
100	A Northwestern	79 64	11	H Maryland	56 76						

Non-Div I Games:

Iowa

■ Loss, 
 ■ Non-Conf, 
 ■ S Site, 
 ■ H Home 
 ■ A Away 
 N Neutral

Average RPI Win:	175	WON-LOST	WINNING	LAST 10	STRENGTH OF	OPP. STRENGTH	TEAM	ADJ.	CONF.	ADJ CONF.
Average RPI Loss:	55	RECORD	PCT. RANK	GAMES	SCHEDULE	OF SCHEDULE	RPI	RPI	RPI	RPI
DIV. I ONLY	13- 13	171	2- 8	47	37	97	97	3	3	
DIV. I NON-CONF.	8- 3	77	0- 0	191	193	112	112	3	3	
TOTALS	RPI 1-25	RPI 26-50	W-L RECORDS	RPI 51-100	RPI 101-150	RPI 150+				
13- 13	1- 5	1- 3	OVERALL	1- 2	2- 3	8- 0				
9- 4	1- 2	0- 1	HOME	1- 1	1- 0	6- 0				
3- 7	0- 3	1- 1	AWAY	0- 1	1- 2	1- 0				
1- 2	0- 0	0- 1	NEUTRAL	0- 0	0- 1	1- 0				
8- 3	0- 0	0- 1	NON-CONFERENCE	1- 0	1- 2	6- 0				
6- 0	0- 0	0- 0	HOME	1- 0	0- 0	5- 0				
1- 1	0- 0	0- 0	AWAY	0- 0	1- 1	0- 0				
1- 2	0- 0	0- 1	NEUTRAL	0- 0	0- 1	1- 0				
5- 10	1- 5	1- 2	CONFERENCE	0- 2	1- 1	2- 0				
3- 4	1- 2	0- 1	HOME	0- 1	1- 0	1- 0				
2- 6	0- 3	1- 1	AWAY	0- 1	0- 1	1- 0				
0- 0	0- 0	0- 0	NEUTRAL	0- 0	0- 0	0- 0				

RPI	S	Opponent	Score	RPI	S	Opponent	Score	RPI	S	Opponent	Score	RPI	S	Opponent	Score
4	A	Baylor	41 78	30	H	Oklahoma	71 77	56	H	Iowa	69 66	109	A	UNI	84 75
4	H	Baylor	61 77	37	A	West Virginia	47 57	85	A	TCU	69 79	110	A	Drake	70 74
6	A	Texas	54 75	47	N	Duke	48 86	85	H	TCU	62 72	137	N	Idaho	65 97
6	H	Texas	49 65	49	A	Kansas St.	84 79					140	A	Texas Tech	66 69
19	A	Oklahoma St.	76 79									140	H	Texas Tech	77 48
19	H	Oklahoma St.	49 42									165	H	Hampton	95 59
												166	H	Southern U.	86 46
												212	A	Kansas	63 53
												212	H	Kansas	65 49
												220	N	Texas St.	83 61
												275	H	Northern Ariz.	79 63
												310	H	Alcorn	91 41
												342	H	Ark.-Pine Bluff	70 41
LAST 12 Division I GAMES:															
4	A	Baylor	41 78	30	H	Oklahoma	71 77								
140	H	Texas Tech	77 48	85	H	TCU	62 72								
85	A	TCU	69 79	4	H	Baylor	61 77								
37	A	West Virginia	47 57	19	A	Oklahoma St.	76 79								
6	H	Texas	49 65	140	A	Texas Tech	66 69								
212	A	Kansas	63 53	212	H	Kansas	65 49								

Non-Div I Games:

Iowa St.

■ Loss, 
 ■ Non-Conf, 
 ■ S Site, 
 ■ H Home 
 ■ A Away 
 N Neutral

Average RPI Win:	313	WON-LOST	WINNING	LAST 10	STRENGTH OF	OPP. STRENGTH	TEAM	ADJ.	CONF.	ADJ CONF.
Average RPI Loss:	208	RECORD	PCT. RANK	GAMES	SCHEDULE	OF SCHEDULE	RPI	RPI	RPI	RPI
DIV. I ONLY	9- 13	228	3- 7	340	345	299	299	32	32	
DIV. I NON-CONF.	3- 5	218	0- 0	334	252	298	298	31	31	
TOTALS	RPI 1-25	RPI 26-50	W-L RECORDS	RPI 51-100	RPI 101-150	RPI 150+				
9- 13	0- 1	0- 0	OVERALL	0- 1	0- 1	9- 10				
5- 5	0- 0	0- 0	HOME	0- 0	0- 0	5- 5				
4- 8	0- 1	0- 0	AWAY	0- 1	0- 1	4- 5				
0- 0	0- 0	0- 0	NEUTRAL	0- 0	0- 0	0- 0				
3- 5	0- 1	0- 0	NON-CONFERENCE	0- 1	0- 1	3- 2				
2- 1	0- 0	0- 0	HOME	0- 0	0- 0	2- 1				
1- 4	0- 1	0- 0	AWAY	0- 1	0- 1	1- 1				
0- 0	0- 0	0- 0	NEUTRAL	0- 0	0- 0	0- 0				
6- 8	0- 0	0- 0	CONFERENCE	0- 0	0- 0	6- 8				
3- 4	0- 0	0- 0	HOME	0- 0	0- 0	3- 4				
3- 4	0- 0	0- 0	AWAY	0- 0	0- 0	3- 4				
0- 0	0- 0	0- 0	NEUTRAL	0- 0	0- 0	0- 0				

RPI 1-25				RPI 26-50				RPI 51-100				RPI 101+ Team's RPI: 299			
RPI	S	Opponent	Score	RPI	S	Opponent	Score	RPI	S	Opponent	Score	RPI	S	Opponent	Score
14	A	Kentucky	24 92					83	A	Tulane	49 92	129	A	Northwestern St.	54 59
												166	A	Southern U.	57 84
												166	H	Southern U.	57 66
												183	A	Grambling	61 75
												183	H	Grambling	58 79
												245	A	Texas Southern	47 66
												245	H	Texas Southern	36 62
												281	H	Alabama St.	70 69
												282	A	Prairie View	77 67
												282	H	Prairie View	52 62
												288	H	Jacksonville St.	71 65
												310	A	Alcorn	73 66
												310	H	Alcorn	79 65
												313	A	Southeastern La.	79 72
												332	A	New Orleans	68 85
												334	H	Lipscomb	53 52
												340	H	Chicago St.	59 76
												342	A	Ark.-Pine Bluff	66 71
												347	H	Alabama A&M	59 58
												348	A	Mississippi Val.	72 46
LAST 12 Division I GAMES:															
183	A	Grambling	61 75	348	A	Mississippi Val.	72 46								
282	A	Prairie View	77 67	183	H	Grambling	58 79								
245	A	Texas Southern	47 66	282	H	Prairie View	52 62								
166	H	Southern U.	57 66	245	H	Texas Southern	36 62								
310	H	Alcorn	79 65	166	A	Southern U.	57 84								
342	A	Ark.-Pine Bluff	66 71	310	A	Alcorn	73 66								

Non-Div I Games: Fisk 78 58 Blue Mountain 74 52 Mobile 100 57

Jackson St.

Loss, Non-Conf, S Site, H Home A Away N Neutral



## Jacksonville

Through Games Of Feb. 20, 2016

Average RPI Win:	288	WON-LOST	WINNING	LAST 10	STRENGTH OF	OPP. STRENGTH	TEAM	ADJ.	CONF.	ADJ CONF.
Average RPI Loss:	116	RECORD	PCT. RANK	GAMES	SCHEDULE	OF SCHEDULE	RPI	RPI	RPI	RPI
DIV. I ONLY	15- 10	114	7- 3	280	270	151	151	29	29	
DIV. I NON-CONF.	6- 7	176	0- 0	235	224	195	195	27	27	
TOTALS	RPI 1-25	RPI 26-50	W-L RECORDS	RPI 51-100	RPI 101-150	RPI 150+				
15- 10	0- 2	0- 1	OVERALL	0- 2	0- 1	15- 4				
8- 1	0- 0	0- 0	HOME	0- 1	0- 0	8- 0				
6- 8	0- 1	0- 1	AWAY	0- 0	0- 0	6- 1				
1- 1	0- 0	0- 0	NEUTRAL	0- 0	0- 0	1- 1				
6- 7	0- 2	0- 1	NON-CONFERENCE	0- 0	0- 1	6- 3				
4- 0	0- 0	0- 0	HOME	0- 0	0- 0	4- 0				
1- 6	0- 2	0- 1	AWAY	0- 0	0- 1	1- 2				
1- 1	0- 0	0- 0	NEUTRAL	0- 0	0- 0	1- 1				
9- 3	0- 0	0- 0	CONFERENCE	0- 2	0- 0	9- 1				
4- 1	0- 0	0- 0	HOME	0- 1	0- 0	4- 0				
5- 2	0- 0	0- 0	AWAY	0- 1	0- 0	5- 1				
0- 0	0- 0	0- 0	NEUTRAL	0- 0	0- 0	0- 0				

RPI 1-25			RPI 26-50			RPI 51-100			RPI 101+ Team's RPI: 151		
RPI	S	Opponent	Score	RPI	S	Opponent	Score	RPI	S	Opponent	Score
13	A	Florida St.	60 77	42	A	South Fla.	52 74	62	A	FGCU	39 58
16	A	Syracuse	49 65					62	H	FGCU	55 59
										Wake Forest	51 57
										UT Arlington	54 56
										Stetson	61 66
										Stetson	69 49
										USC Upstate	49 43
										Dartmouth	51 44
										UNCW	49 51
										Bowling Green	69 72
										Bethune-Cookman	63 53
										Murray St.	79 54
										Kennesaw St.	67 42
										Kennesaw St.	78 63
										Savannah St.	65 52
										FIU	80 44
										South Carolina St.	79 47
										North Florida	73 39
										Lipscomb	76 55
										Lipscomb	81 51
										NJIT	65 36
										NJIT	68 37
LAST 12 Division I GAMES:											
343	H	NJIT	68 37	193	H	Stetson	69 49				
334	A	Lipscomb	76 55	343	A	NJIT	65 36				
292	A	Kennesaw St.	67 42	204	A	USC Upstate	49 43				
62	H	FGCU	55 59	292	H	Kennesaw St.	78 63				
193	A	Stetson	61 66	334	H	Lipscomb	81 51				
62	A	FGCU	39 58	321	A	North Florida	73 39				

Non-Div I Games: Edward Waters 90 51 Thomas (GA) 88 50

Jacksonville

Loss, Non-Conf, S Site, H Home A Away N Neutral

Average RPI Win:	283	WON-LOST	WINNING	LAST 10	STRENGTH OF	OPP. STRENGTH	TEAM	ADJ.	CONF.	ADJ CONF.
Average RPI Loss:	190	RECORD	PCT. RANK	GAMES	SCHEDULE	OF SCHEDULE	RPI	RPI	RPI	RPI
DIV. I ONLY	9- 17	259	3- 7	300	293	288	288	24	24	
DIV. I NON-CONF.	4- 7	222	0- 0	295	332	276	276	24	24	
TOTALS	RPI 1-25	RPI 26-50	W-L RECORDS	RPI 51-100	RPI 101-150	RPI 150+				
9- 17	0- 0	0- 0	OVERALL	0- 4	0- 3	9- 10				
6- 5	0- 0	0- 0	HOME	0- 2	0- 1	6- 2				
3- 12	0- 0	0- 0	AWAY	0- 2	0- 2	3- 8				
0- 0	0- 0	0- 0	NEUTRAL	0- 0	0- 0	0- 0				
4- 7	0- 0	0- 0	NON-CONFERENCE	0- 1	0- 3	4- 3				
3- 1	0- 0	0- 0	HOME	0- 0	0- 1	3- 0				
1- 6	0- 0	0- 0	AWAY	0- 1	0- 2	1- 3				
0- 0	0- 0	0- 0	NEUTRAL	0- 0	0- 0	0- 0				
5- 10	0- 0	0- 0	CONFERENCE	0- 3	0- 0	5- 7				
3- 4	0- 0	0- 0	HOME	0- 2	0- 0	3- 2				
2- 6	0- 0	0- 0	AWAY	0- 1	0- 0	2- 5				
0- 0	0- 0	0- 0	NEUTRAL	0- 0	0- 0	0- 0				

RPI 1-25			RPI 26-50			RPI 51-100				RPI 101+			Team's RPI: 288		
RPI	S	Opponent	Score	RPI	S	Opponent	Score	RPI	S	Opponent	Score	RPI	S	Opponent	Score
								64	A	Purdue	48 67	106	A	Memphis	55 70
								88	H	UT Martin	53 63	111	A	Mercer	39 46
								99	A	Belmont	42 56	112	H	Samford	39 50
								99	H	Belmont	32 44	167	H	SIUE	57 62
												185	A	Eastern Ky.	56 54
												185	H	Eastern Ky.	50 76
												206	A	Southeast Mo. St.	47 61
												261	A	Tennessee St.	40 50
												261	H	Tennessee St.	69 55
												268	A	Austin Peay	59 61
												271	A	Murray St.	74 71
												273	A	Tennessee Tech	49 51
												273	H	Tennessee Tech	55 46
												278	A	Ga. Southern	56 60
												292	H	Kennesaw St.	61 52
												294	H	Savannah St.	50 35
												299	A	Jackson St.	65 71
												304	A	Morehead St.	63 67
												306	A	Wofford	54 66
												310	H	Alcorn	67 65
												319	A	Nicholls St.	63 49
												341	H	Eastern Ill.	60 52
LAST 12 Division I GAMES:															
				261	A	Tennessee St.	40 50					185	A	Eastern Ky.	56 54
				185	H	Eastern Ky.	50 76					304	A	Morehead St.	63 67
				273	A	Tennessee Tech	49 51					99	H	Belmont	32 44
				99	A	Belmont	42 56					88	H	UT Martin	53 63
				273	H	Tennessee Tech	55 46					206	A	Southeast Mo. St.	47 61
				261	H	Tennessee St.	69 55					271	A	Murray St.	74 71

Non-Div I Games: Tuskegee 74 47

Jacksonville St.

Average RPI Win:	175	WON-LOST	WINNING	LAST 10	STRENGTH OF	OPP. STRENGTH	TEAM	ADJ.	CONF.	ADJ CONF.
Average RPI Loss:	57	RECORD	PCT. RANK	GAMES	SCHEDULE	OF SCHEDULE	RPI	RPI	RPI	RPI
DIV. I ONLY	19- 5	31	10- 0	80	102	34	34	13	13	
DIV. I NON-CONF.	7- 4	110	0- 0	87	51	81	81	12	12	
TOTALS	RPI 1-25	RPI 26-50	W-L RECORDS	RPI 51-100	RPI 101-150	RPI 150+				
19- 5	0- 2	0- 2	OVERALL	5- 0	2- 0	12- 1				
12- 0	0- 0	0- 0	HOME	2- 0	2- 0	8- 0				
7- 3	0- 1	0- 1	AWAY	3- 0	0- 0	4- 1				
0- 2	0- 1	0- 1	NEUTRAL	0- 0	0- 0	0- 0				
7- 4	0- 2	0- 2	NON-CONFERENCE	0- 0	2- 0	5- 0				
5- 0	0- 0	0- 0	HOME	0- 0	2- 0	3- 0				
2- 2	0- 1	0- 1	AWAY	0- 0	0- 0	2- 0				
0- 2	0- 1	0- 1	NEUTRAL	0- 0	0- 0	0- 0				
12- 1	0- 0	0- 0	CONFERENCE	5- 0	0- 0	7- 1				
7- 0	0- 0	0- 0	HOME	2- 0	0- 0	5- 0				
5- 1	0- 0	0- 0	AWAY	3- 0	0- 0	2- 1				
0- 0	0- 0	0- 0	NEUTRAL	0- 0	0- 0	0- 0				

RPI 1-25				RPI 26-50				Team's RPI: 34	RPI 51-100				RPI 101+			
RPI	S	Opponent	Score	RPI	S	Opponent	Score		RPI	S	Opponent	Score	RPI	S	Opponent	Score
4	N	Baylor	63 77	36	A	St. Bonaventure	45 56		71	A	Hofstra	71 54	119	H	Liberty	72 56
7	A	UCLA	61 90	37	N	West Virginia	62 69		71	H	Hofstra	57 42	147	H	Davidson	87 45
									87	A	Elon	81 76	159	A	Northeastern	61 52
									94	A	Drexel	59 55	159	H	Northeastern	85 62
									94	H	Drexel	67 56	165	A	Hampton	68 56
													182	H	Delaware	75 55
													187	A	Richmond	73 47
													203	A	William & Mary	59 65
													203	H	William & Mary	83 63
													217	H	Col. of Charleston	83 61
													233	H	Morgan St.	92 31
													252	H	UNCW	60 40
													270	H	American	74 45
													287	A	Towson	64 57
													320	H	Longwood	88 30
LAST 12 Division I GAMES:																
203	H	William & Mary	83 63	182	H	Delaware	75 55									
71	H	Hofstra	57 42	287	A	Towson	64 57									
94	A	Drexel	59 55	159	H	Northeastern	85 62									
159	A	Northeastern	61 52	94	H	Drexel	67 56									
71	A	Hofstra	71 54	87	A	Elon	81 76									
252	H	UNCW	60 40	217	H	Col. of Charleston	83 61									

Non-Div I Games:

James Madison

Kansas

Through Games Of Feb. 20, 2016

Average RPI Win:	195	WON-LOST	WINNING	LAST 10	STRENGTH OF	OPP. STRENGTH	TEAM	ADJ.	CONF.	ADJ CONF.
Average RPI Loss:	74	RECORD	PCT. RANK	GAMES	SCHEDULE	OF SCHEDULE	RPI	RPI	RPI	RPI
DIV. I ONLY	5- 21	313	0- 10	17	38	212	212	3	3	
DIV. I NON-CONF.	5- 6	180	0- 0	192	188	239	239	3	3	
TOTALS	RPI 1-25	RPI 26-50	W-L RECORDS	RPI 51-100	RPI 101-150	RPI 150+				
5- 21	0- 5	0- 7	OVERALL	0- 4	2- 3	3- 2				
4- 12	0- 3	0- 4	HOME	0- 3	2- 1	2- 1				
0- 9	0- 2	0- 3	AWAY	0- 1	0- 2	0- 1				
1- 0	0- 0	0- 0	NEUTRAL	0- 0	0- 0	1- 0				
5- 6	0- 0	0- 1	NON-CONFERENCE	0- 1	2- 2	3- 2				
4- 4	0- 0	0- 1	HOME	0- 1	2- 1	2- 1				
0- 2	0- 0	0- 0	AWAY	0- 0	0- 1	0- 1				
1- 0	0- 0	0- 0	NEUTRAL	0- 0	0- 0	1- 0				
0- 15	0- 5	0- 6	CONFERENCE	0- 3	0- 1	0- 0				
0- 8	0- 3	0- 3	HOME	0- 2	0- 0	0- 0				
0- 7	0- 2	0- 3	AWAY	0- 1	0- 1	0- 0				
0- 0	0- 0	0- 0	NEUTRAL	0- 0	0- 0	0- 0				

RPI	S	Opponent	Score	RPI	S	Opponent	Score	RPI	S	Opponent	Score	RPI	S	Opponent	Score	Team's RPI: 212
4	A	Baylor	49 81	30	A	Oklahoma	44 67	77	H	Washington St.	53 66	106	H	Memphis	72 63	
4	H	Baylor	40 58	30	H	Oklahoma	66 72	85	H	TCU	44 70	124	A	Arizona	52 67	
6	A	Texas	46 70	35	H	St. John's (NY)	71 86	97	A	Iowa St.	49 65	138	H	Creighton	67 54	
6	H	Texas	38 75	37	A	West Virginia	35 72	97	H	Iowa St.	53 63	140	A	Texas Tech	44 54	
19	H	Oklahoma St.	46 74	37	H	West Virginia	45 65					148	H	Oral Roberts	63 70	
				49	A	Kansas St.	67 81					170	A	SMU	64 73	
				49	H	Kansas St.	46 59					230	H	Navy	61 54	
												245	H	Texas Southern	72 65	
												258	N	Northern Ill.	66 58	
												302	H	UMKC	44 47	
LAST 12 Division I GAMES:																
30	H	Oklahoma	66 72	6	A	Texas	46 70									
85	H	TCU	44 70	19	H	Oklahoma St.	46 74									
49	A	Kansas St.	67 81	49	H	Kansas St.	46 59									
4	A	Baylor	49 81	37	A	West Virginia	35 72									
97	H	Iowa St.	53 63	6	H	Texas	38 75									
140	A	Texas Tech	44 54	97	A	Iowa St.	49 65									

Non-Div I Games:

Kansas

Loss, Non-Conf, S Site, H Home A Away N Neutral

Average RPI Win:	158	WON-LOST	WINNING	LAST 10	STRENGTH OF	OPP. STRENGTH	TEAM	ADJ.	CONF.	ADJ CONF.
Average RPI Loss:	34	RECORD	PCT. RANK	GAMES	SCHEDULE	OF SCHEDULE	RPI	RPI	RPI	RPI
DIV. I ONLY	16- 9	93	6- 4	18	60	49	49	3	3	
DIV. I NON-CONF.	10- 1	19	0- 0	72	248	15	15	3	3	
TOTALS	RPI 1-25	RPI 26-50	W-L RECORDS	RPI 51-100	RPI 101-150	RPI 150+				
16- 9	1- 4	1- 3	OVERALL	3- 2	1- 0	10- 0				
12- 3	1- 1	1- 1	HOME	3- 1	0- 0	7- 0				
4- 6	0- 3	0- 2	AWAY	0- 1	1- 0	3- 0				
0- 0	0- 0	0- 0	NEUTRAL	0- 0	0- 0	0- 0				
10- 1	0- 1	0- 0	NON-CONFERENCE	2- 0	0- 0	8- 0				
8- 0	0- 0	0- 0	HOME	2- 0	0- 0	6- 0				
2- 1	0- 1	0- 0	AWAY	0- 0	0- 0	2- 0				
0- 0	0- 0	0- 0	NEUTRAL	0- 0	0- 0	0- 0				
6- 8	1- 3	1- 3	CONFERENCE	1- 2	1- 0	2- 0				
4- 3	1- 1	1- 1	HOME	1- 1	0- 0	1- 0				
2- 5	0- 2	0- 2	AWAY	0- 1	1- 0	1- 0				
0- 0	0- 0	0- 0	NEUTRAL	0- 0	0- 0	0- 0				

RPI	S	Opponent	Score	RPI	S	Opponent	Score	Team's RPI: 49	RPI	S	Opponent	Score	RPI	S	Opponent	Score
3	A	UConn	57 97	30	A	Oklahoma	58 68		60	H	Abilene Christian	76 45	140	A	Texas Tech	65 53
4	A	Baylor	52 87	30	H	Oklahoma	87 71		68	H	South Dakota	84 81	152	H	UT Arlington	61 41
6	A	Texas	51 58	37	A	West Virginia	44 64		85	A	TCU	73 87	166	H	Southern U.	59 47
6	H	Texas	51 66	37	H	West Virginia	53 72		85	H	TCU	58 49	188	H	Fla. Atlantic	102 53
19	H	Oklahoma St.	47 44						97	H	Iowa St.	79 84	189	A	Tulsa	75 67
													208	H	UTRGV	61 43
													212	A	Kansas	59 46
													212	H	Kansas	81 67
													227	H	Western Ill.	84 45
													235	H	Sam Houston St.	78 50
													340	A	Chicago St.	63 54
LAST 12 Division I GAMES:																
6	A	Texas	51 58	140	A	Texas Tech	65 53									
212	H	Kansas	81 67	212	A	Kansas	59 46									
30	H	Oklahoma	87 71	85	H	TCU	58 49									
37	A	West Virginia	44 64	19	H	Oklahoma St.	47 44									
4	A	Baylor	52 87	30	A	Oklahoma	58 68									
6	H	Texas	51 66	37	H	West Virginia	53 72									

Non-Div I Games:

Kansas St.

■ Loss, 
■ Non-Conf, 
■ S Site, 
■ H Home 
■ A Away 
N Neutral

Average RPI Win:	309	WON-LOST	WINNING	LAST 10	STRENGTH OF	OPP. STRENGTH	TEAM	ADJ.	CONF.	ADJ CONF.
Average RPI Loss:	176	RECORD	PCT. RANK	GAMES	SCHEDULE	OF SCHEDULE	RPI	RPI	RPI	RPI
DIV. I ONLY	9- 17	259	3- 7	278	310	292	292	29	29	
DIV. I NON-CONF.	4- 10	253	0- 0	260	325	307	307	27	27	
TOTALS	RPI 1-25	RPI 26-50	W-L RECORDS	RPI 51-100	RPI 101-150	RPI 150+				
9- 17	0- 2	0- 0	OVERALL	0- 2	0- 2	9- 11				
7- 6	0- 0	0- 0	HOME	0- 1	0- 1	7- 4				
2- 11	0- 2	0- 0	AWAY	0- 1	0- 1	2- 7				
0- 0	0- 0	0- 0	NEUTRAL	0- 0	0- 0	0- 0				
4- 10	0- 2	0- 0	NON-CONFERENCE	0- 0	0- 2	4- 6				
4- 2	0- 0	0- 0	HOME	0- 0	0- 1	4- 1				
0- 8	0- 2	0- 0	AWAY	0- 0	0- 1	0- 5				
0- 0	0- 0	0- 0	NEUTRAL	0- 0	0- 0	0- 0				
5- 7	0- 0	0- 0	CONFERENCE	0- 2	0- 0	5- 5				
3- 4	0- 0	0- 0	HOME	0- 1	0- 0	3- 3				
2- 3	0- 0	0- 0	AWAY	0- 1	0- 0	2- 2				
0- 0	0- 0	0- 0	NEUTRAL	0- 0	0- 0	0- 0				

RPI 1-25				RPI 26-50				RPI 51-100				RPI 101+ Team's RPI: 292			
RPI	S	Opponent	Score	RPI	S	Opponent	Score	RPI	S	Opponent	Score	RPI	S	Opponent	Score
20	A	Florida	57 84					62	A	FGCU	41 63	111	H	Mercer	61 72
23	A	Georgia	34 89					62	H	FGCU	47 78	142	A	Xavier	59 62
												151	A	Jacksonville	63 78
												151	H	Jacksonville	42 67
												193	H	Stetson	54 57
												204	A	USC Upstate	57 66
												204	H	USC Upstate	53 61
												210	A	Gardner-Webb	56 70
												213	H	Presbyterian	49 47
												268	H	Austin Peay	73 65
												269	H	Georgia St.	62 66
												288	A	Jacksonville St.	52 61
												289	A	Florida A&M	67 69
												304	A	Morehead St.	77 83
												306	A	Wofford	59 70
												309	H	Western Caro.	65 53
												321	A	North Florida	70 55
												321	H	North Florida	76 54
												332	H	New Orleans	60 53
												334	H	Lipscomb	55 54
												343	A	NJIT	82 77
												343	H	NJIT	64 48
LAST 12 Division I GAMES:															
				62	A	FGCU	41 63	343	H	NJIT	64 48				
				321	H	North Florida	76 54	62	H	FGCU	47 78				
				151	H	Jacksonville	42 67	193	H	Stetson	54 57				
				204	H	USC Upstate	53 61	151	A	Jacksonville	63 78				
				343	A	NJIT	82 77	321	A	North Florida	70 55				
				204	A	USC Upstate	57 66	334	H	Lipscomb	55 54				

Non-Div I Games: Thomas (GA) 70 41

Kennesaw St.

Loss, Non-Conf, S Site, H Home A Away N Neutral

Average RPI Win:	237	WON-LOST	WINNING	LAST 10	STRENGTH OF	OPP. STRENGTH	TEAM	ADJ.	CONF.	ADJ CONF.
Average RPI Loss:	163	RECORD	PCT. RANK	GAMES	SCHEDULE	OF SCHEDULE	RPI	RPI	RPI	RPI
DIV. I ONLY	4- 19	319	2- 8	222	174	324	324	12	12	
DIV. I NON-CONF.	2- 7	280	0- 0	332	271	345	345	13	13	
TOTALS	RPI 1-25	RPI 26-50	W-L RECORDS	RPI 51-100	RPI 101-150	RPI 150+				
4- 19	0- 0	0- 1	OVERALL	1- 5	0- 6	3- 7				
4- 9	0- 0	0- 1	HOME	1- 2	0- 3	3- 3				
0- 10	0- 0	0- 0	AWAY	0- 3	0- 3	0- 4				
0- 0	0- 0	0- 0	NEUTRAL	0- 0	0- 0	0- 0				
2- 7	0- 0	0- 0	NON-CONFERENCE	0- 1	0- 2	2- 4				
2- 4	0- 0	0- 0	HOME	0- 1	0- 1	2- 2				
0- 3	0- 0	0- 0	AWAY	0- 0	0- 1	0- 2				
0- 0	0- 0	0- 0	NEUTRAL	0- 0	0- 0	0- 0				
2- 12	0- 0	0- 1	CONFERENCE	1- 4	0- 4	1- 3				
2- 5	0- 0	0- 1	HOME	1- 1	0- 2	1- 1				
0- 7	0- 0	0- 0	AWAY	0- 3	0- 2	0- 2				
0- 0	0- 0	0- 0	NEUTRAL	0- 0	0- 0	0- 0				

RPI 1-25				RPI 26-50				RPI 51-100				RPI 101+				Team's RPI: 324
RPI	S	Opponent	Score	RPI	S	Opponent	Score	RPI	S	Opponent	Score	RPI	S	Opponent	Score	
				27	H	Ohio	54 93	73	H	Ball St.	59 50	104	H	Wright St.	68 73	
								78	H	Minnesota	73 85	118	A	Western Mich.	52 73	
								82	A	Central Mich.	61 81	118	H	Western Mich.	53 65	
								96	A	Eastern Mich.	51 72	131	A	Akron	66 78	
								98	A	Toledo	67 73	132	A	Youngstown St.	61 91	
								98	H	Toledo	64 67	141	H	Buffalo	66 77	
												201	H	Brown	57 62	
												254	A	Bowling Green	49 71	
												254	H	Bowling Green	55 65	
												258	H	Northern Ill.	95 85	
												265	A	Miami (OH)	52 55	
												277	H	Cleveland St.	49 60	
												303	H	Colgate	76 71	
												307	A	Bradley	60 68	
												315	H	North Dakota St.	75 54	
												317	A	IPFW	68 86	
LAST 12 Division I GAMES:																
254	H	Bowling Green	55 65	258	H	Northern Ill.	95 85									
131	A	Akron	66 78	254	A	Bowling Green	49 71									
73	H	Ball St.	59 50	27	H	Ohio	54 93									
98	H	Toledo	64 67	96	A	Eastern Mich.	51 72									
265	A	Miami (OH)	52 55	118	A	Western Mich.	52 73									
118	H	Western Mich.	53 65	141	H	Buffalo	66 77									

Non-Div I Games: Malone 73 59

Kent St.

■ Loss, 
 ■ Non-Conf, 
 ■ S Site, 
 ■ H Home 
 ■ A Away 
 N Neutral

## Kentucky

Through Games Of Feb. 20, 2016

Average RPI Win: 119		WON-LOST	WINNING	LAST 10	STRENGTH OF	OPP. STRENGTH	TEAM	ADJ.	CONF.	ADJ CONF.
Average RPI Loss: 52		RECORD	PCT. RANK	GAMES	SCHEDULE	OF SCHEDULE	RPI	RPI	RPI	RPI
DIV. I ONLY		18- 6	48	5- 5	12	23	14	14	2	2
DIV. I NON-CONF.		11- 0	1	0- 0	103	70	6	6	2	2
TOTALS		RPI 1-25	RPI 26-50		W-L RECORDS		RPI 51-100	RPI 101-150	RPI 150+	
18- 6	4- 3	2- 0		OVERALL		4- 2	2- 0	6- 1		
12- 2	2- 1	1- 0		HOME		2- 1	1- 0	6- 0		
6- 4	2- 2	1- 0		AWAY		2- 1	1- 0	0- 1		
0- 0	0- 0	0- 0		NEUTRAL		0- 0	0- 0	0- 0		
11- 0	2- 0	1- 0		NON-CONFERENCE		2- 0	1- 0	5- 0		
8- 0	1- 0	1- 0		HOME		1- 0	0- 0	5- 0		
3- 0	1- 0	0- 0		AWAY		1- 0	1- 0	0- 0		
0- 0	0- 0	0- 0		NEUTRAL		0- 0	0- 0	0- 0		
7- 6	2- 3	1- 0		CONFERENCE		2- 2	1- 0	1- 1		
4- 2	1- 1	0- 0		HOME		1- 1	1- 0	1- 0		
3- 4	1- 2	1- 0		AWAY		1- 1	0- 0	0- 1		
0- 0	0- 0	0- 0		NEUTRAL		0- 0	0- 0	0- 0		

RPI	S	Opponent	Score	RPI	S	Opponent	Score	RPI	S	Opponent	Score	RPI	S	Opponent	Score
2	A	South Carolina	68 78	32	A	Mississippi St.	83 60	52	A	Auburn	61 66	130	H	LSU	70 58
2	H	South Carolina	62 73	47	H	Duke	71 61	52	H	Auburn	54 47	146	A	Northern Ky.	84 65
9	A	Arizona St.	68 64					75	A	Vanderbilt	71 55	155	H	Alabama	73 48
17	H	Louisville	72 54					75	H	Vanderbilt	69 71	162	A	Ole Miss	65 73
18	H	Tennessee	64 63					76	A	Middle Tenn.	68 52	176	H	Colorado	86 61
20	A	Florida	79 85					96	H	Eastern Mich.	89 67	224	H	Rice	72 39
23	A	Georgia	64 53									261	H	Tennessee St.	81 39
												299	H	Jackson St.	92 24
												304	H	Morehead St.	112 57
LAST 12 Division I GAMES:															
32	A	Mississippi St.	83 60	18	H	Tennessee	64 63								
75	A	Vanderbilt	71 55	162	A	Ole Miss	65 73								
130	H	LSU	70 58	52	H	Auburn	54 47								
2	A	South Carolina	68 78	2	H	South Carolina	62 73								
20	A	Florida	79 85	23	A	Georgia	64 53								
75	H	Vanderbilt	69 71	155	H	Alabama	73 48								

Non-Div I Games:

Kentucky

■ Loss, 
■ Non-Conf, S Site, 
■ Home 
■ Away 
N Neutral



Average RPI Win: 312		WON-LOST	WINNING	LAST 10	STRENGTH OF	OPP. STRENGTH	TEAM	ADJ.	CONF.	ADJ CONF.
Average RPI Loss: 238		RECORD	PCT. RANK	GAMES	SCHEDULE	OF SCHEDULE	RPI	RPI	RPI	RPI
DIV. I ONLY		8- 18	272	4- 6	339	344	327	327	30	30
DIV. I NON-CONF.		2- 9	296	0- 0	320	305	335	335	32	32
TOTALS	RPI 1-25	RPI 26-50		W-L RECORDS	RPI 51-100		RPI 101-150		RPI 150+	
8- 18	0- 1	0- 0		OVERALL	0- 0		0- 2		8- 15	
2- 10	0- 1	0- 0		HOME	0- 0		0- 0		2- 9	
6- 6	0- 0	0- 0		AWAY	0- 0		0- 2		6- 4	
0- 2	0- 0	0- 0		NEUTRAL	0- 0		0- 0		0- 2	
2- 9	0- 1	0- 0		NON-CONFERENCE	0- 0		0- 2		2- 6	
0- 5	0- 1	0- 0		HOME	0- 0		0- 0		0- 4	
2- 2	0- 0	0- 0		AWAY	0- 0		0- 2		2- 0	
0- 2	0- 0	0- 0		NEUTRAL	0- 0		0- 0		0- 2	
6- 9	0- 0	0- 0		CONFERENCE	0- 0		0- 0		6- 9	
2- 5	0- 0	0- 0		HOME	0- 0		0- 0		2- 5	
4- 4	0- 0	0- 0		AWAY	0- 0		0- 0		4- 4	
0- 0	0- 0	0- 0		NEUTRAL	0- 0		0- 0		0- 0	

[illegible]

Non-Div I Games:

LIU Brooklyn

Loss, Non-Conf, S Site, H Home A Away N Neutral

Average RPI Win:	178	WON-LOST	WINNING	LAST 10	STRENGTH OF	OPP. STRENGTH	TEAM	ADJ.	CONF.	ADJ CONF.
Average RPI Loss:	59	RECORD	PCT. RANK	GAMES	SCHEDULE	OF SCHEDULE	RPI	RPI	RPI	RPI
DIV. I ONLY	8- 18	272	1- 9	6	63	130	130	2	2	
DIV. I NON-CONF.	6- 7	176	0- 0	27	178	115	115	2	2	
TOTALS	RPI 1-25	RPI 26-50	W-L RECORDS	RPI 51-100	RPI 101-150	RPI 150+				
8- 18	1- 6	0- 3	OVERALL	0- 5	2- 3	5- 1				
5- 6	0- 2	0- 1	HOME	0- 1	1- 2	4- 0				
2- 10	1- 4	0- 2	AWAY	0- 2	1- 1	0- 1				
1- 2	0- 0	0- 0	NEUTRAL	0- 2	0- 0	1- 0				
6- 7	0- 1	0- 1	NON-CONFERENCE	0- 3	2- 2	4- 0				
4- 1	0- 0	0- 0	HOME	0- 0	1- 1	3- 0				
1- 4	0- 1	0- 1	AWAY	0- 1	1- 1	0- 0				
1- 2	0- 0	0- 0	NEUTRAL	0- 2	0- 0	1- 0				
2- 11	1- 5	0- 2	CONFERENCE	0- 2	0- 1	1- 1				
1- 5	0- 2	0- 1	HOME	0- 1	0- 1	1- 0				
1- 6	1- 3	0- 1	AWAY	0- 1	0- 0	0- 1				
0- 0	0- 0	0- 0	NEUTRAL	0- 0	0- 0	0- 0				

RPI 1-25				RPI 26-50				RPI 51-100				RPI 101+ Team's RPI: 130			
RPI	S	Opponent	Score	RPI	S	Opponent	Score	RPI	S	Opponent	Score	RPI	S	Opponent	Score
3	A	UConn	40 86	32	H	Mississippi St.	52 71	52	H	Auburn	53 63	112	H	Samford	44 47
14	A	Kentucky	58 70	33	A	Missouri	46 52	64	N	Purdue	52 69	113	A	Wake Forest	57 60
15	A	Texas A&M	54 68	50	A	Rutgers	57 69	72	N	Maine	41 52	126	A	Little Rock	57 51
15	H	Texas A&M	35 53					75	A	Vanderbilt	42 58	133	H	Arkansas	44 48
20	A	Florida	45 53					83	A	Tulane	63 67	136	H	Long Beach St.	59 53
23	A	Georgia	53 46									155	A	Alabama	45 62
23	H	Georgia	47 58									162	H	Ole Miss	76 57
												178	N	Marist	72 49
												245	H	Texas Southern	86 36
												260	H	UC Santa Barbara	68 50
												290	H	La.-Monroe	61 54
LAST 12 Division I GAMES:															
15	A	Texas A&M	54 68	23	A	Georgia	53 46								
23	H	Georgia	47 58	133	H	Arkansas	44 48								
14	A	Kentucky	58 70	20	A	Florida	45 53								
32	H	Mississippi St.	52 71	75	A	Vanderbilt	42 58								
52	H	Auburn	53 63	15	H	Texas A&M	35 53								
33	A	Missouri	46 52	162	H	Ole Miss	76 57								

Non-Div I Games:

LSU

■ Loss, 
■ Non-Conf, 
■ S Site, 
■ H Home 
■ A Away 
N Neutral

Average RPI Win:	256	WON-LOST	WINNING	LAST 10	STRENGTH OF	OPP. STRENGTH	TEAM	ADJ.	CONF.	ADJ CONF.
Average RPI Loss:	125	RECORD	PCT. RANK	GAMES	SCHEDULE	OF SCHEDULE	RPI	RPI	RPI	RPI
DIV. I ONLY	5- 22	317	2- 8	125	124	274	274	7	7	
DIV. I NON-CONF.	3- 10	277	0- 1	142	268	244	244	8	8	
TOTALS	RPI 1-25	RPI 26-50	W-L RECORDS	RPI 51-100	RPI 101-150	RPI 150+				
5- 22	0- 0	0- 4	OVERALL	0- 5	1- 3	4- 10				
2- 11	0- 0	0- 2	HOME	0- 4	1- 1	1- 4				
2- 10	0- 0	0- 2	AWAY	0- 1	0- 2	2- 5				
1- 1	0- 0	0- 0	NEUTRAL	0- 0	0- 0	1- 1				
3- 10	0- 0	0- 2	NON-CONFERENCE	0- 2	0- 1	3- 5				
0- 5	0- 0	0- 1	HOME	0- 2	0- 0	0- 2				
2- 4	0- 0	0- 1	AWAY	0- 0	0- 1	2- 2				
1- 1	0- 0	0- 0	NEUTRAL	0- 0	0- 0	1- 1				
2- 12	0- 0	0- 2	CONFERENCE	0- 3	1- 2	1- 5				
2- 6	0- 0	0- 1	HOME	0- 2	1- 1	1- 2				
0- 6	0- 0	0- 1	AWAY	0- 1	0- 1	0- 3				
0- 0	0- 0	0- 0	NEUTRAL	0- 0	0- 0	0- 0				

RPI S	Opponent	Score	RPI S	Opponent	Score	RPI S	Opponent	Score	RPI S	Opponent	Score	Team's RPI: 274
28	A Miami (FL)	58 86	55	H Villanova	56 67	105	A Saint Joseph's	55 64				
31	H Penn	68 78	57	A Saint Louis	70 79	105	H Saint Joseph's	75 70				
36	H St. Bonaventure	63 70	59	H Dayton	51 67	113	A Wake Forest	53 61				
41	A George Washington	59 83	69	H Temple	48 77	147	H Davidson	58 66				
			81	H VCU	76 84	158	A UMBC	29 60				
						172	N Milwaukee	53 69				
						174	A Fordham	44 54				
						180	A George Mason	70 79				
						187	H Richmond	43 60				
						192	A Fairfield	59 62				
						209	A Rhode Island	52 62				
						209	H Rhode Island	61 72				
						221	H Robert Morris	45 76				
						223	H North Texas	63 69				
						232	H Massachusetts	66 57				
						267	A Monmouth	65 50				
						331	A Howard	71 68				
						346	N Norfolk St.	67 59				
LAST 12 Division I GAMES:												
36	H St. Bonaventure	63 70	105	A Saint Joseph's	55 64							
105	H Saint Joseph's	75 70	59	H Dayton	51 67							
174	A Fordham	44 54	57	A Saint Louis	70 79							
232	H Massachusetts	66 57	31	H Penn	68 78							
81	H VCU	76 84	209	H Rhode Island	61 72							
209	A Rhode Island	52 62	41	A George Washington	59 83							

Non-Div I Games:

La Salle

■ Loss, 
■ Non-Conf, 
■ S Site, 
■ H Home 
■ A Away 
N Neutral

## La.-Lafayette

Through Games Of Feb. 20, 2016

Average RPI Win:	219	WON-LOST	WINNING	LAST 10	STRENGTH OF	OPP. STRENGTH	TEAM	ADJ.	CONF.	ADJ CONF.
Average RPI Loss:	165	RECORD	PCT. RANK	GAMES	SCHEDULE	OF SCHEDULE	RPI	RPI	RPI	RPI
DIV. I ONLY	16- 7	72	6- 4	267	189	128	128	16	16	
DIV. I NON-CONF.	5- 2	86	0- 0	323	207	147	147	14	14	
TOTALS	RPI 1-25	RPI 26-50	W-L RECORDS	RPI 51-100	RPI 101-150	RPI 150+				
16- 7	0- 0	0- 2	OVERALL	0- 0	2- 1	14- 4				
7- 3	0- 0	0- 1	HOME	0- 0	0- 1	7- 1				
7- 4	0- 0	0- 1	AWAY	0- 0	1- 0	6- 3				
2- 0	0- 0	0- 0	NEUTRAL	0- 0	1- 0	1- 0				
5- 2	0- 0	0- 0	NON-CONFERENCE	0- 0	1- 0	4- 2				
2- 0	0- 0	0- 0	HOME	0- 0	0- 0	2- 0				
1- 2	0- 0	0- 0	AWAY	0- 0	0- 0	1- 2				
2- 0	0- 0	0- 0	NEUTRAL	0- 0	1- 0	1- 0				
11- 5	0- 0	0- 2	CONFERENCE	0- 0	1- 1	10- 2				
5- 3	0- 0	0- 1	HOME	0- 0	0- 1	5- 1				
6- 2	0- 0	0- 1	AWAY	0- 0	1- 0	5- 1				
0- 0	0- 0	0- 0	NEUTRAL	0- 0	0- 0	0- 0				

RPI 1-25			RPI 26-50			RPI 51-100			RPI 101+ Team's RPI: 128		
RPI	S	Opponent	Score	RPI	S	Opponent	Score	RPI	S	Opponent	Score
				44	A	Arkansas St.	56 83	126	A	Little Rock	65 58
				44	H	Arkansas St.	62 74	126	H	Little Rock	49 58
								133	N	Arkansas	67 59
								152	A	UT Arlington	59 42
								152	H	UT Arlington	63 52
								162	A	Ole Miss	82 78
								171	A	Louisiana Tech	62 79
								179	H	Troy	56 53
								186	H	South Ala.	69 50
								220	A	Texas St.	59 47
								220	H	Texas St.	42 46
								228	N	Sacred Heart	60 58
								260	H	UC Santa Barbara	61 42
								269	A	Georgia St.	77 57
								272	A	Appalachian St.	59 76
								272	H	Appalachian St.	60 51
								278	A	Ga. Southern	56 39
								280	A	Houston	51 52
								290	A	La.-Monroe	71 52
								290	H	La.-Monroe	52 40
								310	H	Alcorn	73 61
LAST 12 Division I GAMES:											
220	A	Texas St.	59 47	152	H	UT Arlington	63 52				
152	A	UT Arlington	59 42	220	H	Texas St.	42 46				
126	H	Little Rock	49 58	179	H	Troy	56 53				
44	H	Arkansas St.	62 74	186	H	South Ala.	69 50				
272	A	Appalachian St.	59 76	269	A	Georgia St.	77 57				
290	H	La.-Monroe	52 40	278	A	Ga. Southern	56 39				

Non-Div I Games: Southern-N.O. 81 28 Dillard 84 36

La.-Lafayette

Loss, Non-Conf, S Site, H Home A Away N Neutral

Average RPI Win:	262	WON-LOST	WINNING	LAST 10	STRENGTH OF	OPP. STRENGTH	TEAM	ADJ.	CONF.	ADJ CONF.
Average RPI Loss:	156	RECORD	PCT. RANK	GAMES	SCHEDULE	OF SCHEDULE	RPI	RPI	RPI	RPI
DIV. I ONLY	5- 16	301	2- 8	217	188	290	290	16	16	
DIV. I NON-CONF.	2- 3	201	0- 0	331	137	243	243	14	14	
TOTALS	RPI 1-25	RPI 26-50	W-L RECORDS	RPI 51-100	RPI 101-150	RPI 150+				
5- 16	0- 0	0- 2	OVERALL	0- 1	0- 5	5- 8				
3- 6	0- 0	0- 1	HOME	0- 0	0- 2	3- 3				
2- 10	0- 0	0- 1	AWAY	0- 1	0- 3	2- 5				
0- 0	0- 0	0- 0	NEUTRAL	0- 0	0- 0	0- 0				
2- 3	0- 0	0- 0	NON-CONFERENCE	0- 1	0- 1	2- 1				
1- 0	0- 0	0- 0	HOME	0- 0	0- 0	1- 0				
1- 3	0- 0	0- 0	AWAY	0- 1	0- 1	1- 1				
0- 0	0- 0	0- 0	NEUTRAL	0- 0	0- 0	0- 0				
3- 13	0- 0	0- 2	CONFERENCE	0- 0	0- 4	3- 7				
2- 6	0- 0	0- 1	HOME	0- 0	0- 2	2- 3				
1- 7	0- 0	0- 1	AWAY	0- 0	0- 2	1- 4				
0- 0	0- 0	0- 0	NEUTRAL	0- 0	0- 0	0- 0				

RPI 1-25			RPI 26-50			RPI 51-100			RPI 101+ Team's RPI: 290		
RPI	S	Opponent	Score	RPI	S	Opponent	Score	RPI	S	Opponent	Score
				44	A	Arkansas St.	43 66	85	A	TCU	42 80
				44	H	Arkansas St.	64 78				
								126	A	Little Rock	44 56
								126	H	Little Rock	37 53
								128	A	La.-Lafayette	40 52
								128	H	La.-Lafayette	52 71
								130	A	LSU	54 61
								152	A	UT Arlington	32 40
								152	H	UT Arlington	50 60
								163	A	McNeese St.	62 72
								179	H	Troy	77 73
								186	H	South Ala.	57 63
								220	A	Texas St.	57 63
								220	H	Texas St.	63 59
								269	A	Georgia St.	52 65
								272	A	Appalachian St.	52 64
								272	H	Appalachian St.	54 57
								278	A	Ga. Southern	50 49
								313	A	Southeastern La.	88 84
								319	H	Nicholls St.	69 57
LAST 12 Division I GAMES:											
152	A	UT Arlington	32 40	220	H	Texas St.	63 59				
220	A	Texas St.	57 63	152	H	UT Arlington	50 60				
44	H	Arkansas St.	64 78	186	H	South Ala.	57 63				
126	H	Little Rock	37 53	179	H	Troy	77 73				
272	A	Appalachian St.	52 64	278	A	Ga. Southern	50 49				
128	A	La.-Lafayette	40 52	269	A	Georgia St.	52 65				

Non-Div I Games: LSU-Alexandria 73 42 Louisiana Col. 85 42 LSU-Shreveport 57 40 Dillard 70 46 La.-Monroe

Loss, Non-Conf, S Site, H Home A Away N Neutral

Lafayette

Through Games Of Feb. 20, 2016

Average RPI Win:	316	WON-LOST	WINNING	LAST 10	STRENGTH OF	OPP. STRENGTH	TEAM	ADJ.	CONF.	ADJ CONF.
Average RPI Loss:	196	RECORD	PCT. RANK	GAMES	SCHEDULE	OF SCHEDULE	RPI	RPI	RPI	RPI
DIV. I ONLY	6- 19	298	3- 7	298	306	325	325	26	26	
DIV. I NON-CONF.	2- 8	290	0- 0	263	306	326	326	28	28	
TOTALS	RPI 1-25	RPI 26-50	W-L RECORDS	RPI 51-100	RPI 101-150	RPI 150+				
6- 19	0- 1	0- 1	OVERALL	0- 2	0- 0	6- 15				
4- 7	0- 1	0- 0	HOME	0- 1	0- 0	4- 5				
2- 10	0- 0	0- 1	AWAY	0- 1	0- 0	2- 8				
0- 2	0- 0	0- 0	NEUTRAL	0- 0	0- 0	0- 2				
2- 8	0- 1	0- 1	NON-CONFERENCE	0- 0	0- 0	2- 6				
2- 1	0- 1	0- 0	HOME	0- 0	0- 0	2- 0				
0- 5	0- 0	0- 1	AWAY	0- 0	0- 0	0- 4				
0- 2	0- 0	0- 0	NEUTRAL	0- 0	0- 0	0- 2				
4- 11	0- 0	0- 0	CONFERENCE	0- 2	0- 0	4- 9				
2- 6	0- 0	0- 0	HOME	0- 1	0- 0	2- 5				
2- 5	0- 0	0- 0	AWAY	0- 1	0- 0	2- 4				
0- 0	0- 0	0- 0	NEUTRAL	0- 0	0- 0	0- 0				

RPI 1-25				RPI 26-50				RPI 51-100				RPI 101+ Team's RPI: 325			
RPI	S	Opponent	Score	RPI	S	Opponent	Score	RPI	S	Opponent	Score	RPI	S	Opponent	Score
21	H	Duquesne	65 73	31	A	Penn	37 54	66	A	Army West Point	57 84	174	A	Fordham	49 61
								66	H	Army West Point	45 78	182	A	Delaware	47 67
												187	N	Richmond	46 54
												215	A	Hartford	50 55
												216	A	Lehigh	74 82
												216	H	Lehigh	65 80
												230	A	Navy	48 64
												230	H	Navy	58 65
												239	A	Holy Cross	49 66
												239	H	Holy Cross	54 57
												251	A	Loyola Maryland	65 66
												251	H	Loyola Maryland	51 55
												263	N	Coppin St.	57 64
												270	A	American	60 51
												270	H	American	63 59
												303	H	Colgate	59 72
												333	H	St. Francis Brooklyn	77 59
												335	H	Saint Peter's	72 69
												339	A	Wagner	48 69
												345	A	Boston U.	71 64
												345	H	Boston U.	71 56
LAST 12 Division I GAMES:															
216	H	Lehigh	65 80	251	H	Loyola Maryland	51 55								
270	H	American	63 59	216	A	Lehigh	74 82								
230	A	Navy	48 64	270	A	American	60 51								
239	H	Holy Cross	54 57	230	H	Navy	58 65								
345	A	Boston U.	71 64	239	A	Holy Cross	49 66								
66	A	Army West Point	57 84	345	H	Boston U.	71 56								

Non-Div I Games:

Lafayette

Loss, Non-Conf, S Site, H Home A Away N Neutral

Average RPI Win: <b>249</b>	WON-LOST	WINNING	LAST 10	STRENGTH OF	OPP. STRENGTH	TEAM	ADJ.	CONF.	ADJ CONF.
Average RPI Loss: <b>177</b>	RECORD	PCT. RANK	GAMES	SCHEDULE	OF SCHEDULE	RPI	RPI	RPI	RPI
DIV. I ONLY	6- 16	283	4- 6	190	253	283	283	27	27
DIV. I NON-CONF.	0- 7	338	0- 0	183	80	325	325	26	26
TOTALS	RPI 1-25	RPI 26-50	W-L RECORDS	RPI 51-100	RPI 101-150	RPI 150+			
6- 16	0- 1	0- 1	OVERALL	1- 2	0- 2	5- 10			
5- 4	0- 0	0- 0	HOME	1- 0	0- 1	4- 3			
1- 12	0- 1	0- 1	AWAY	0- 2	0- 1	1- 7			
0- 0	0- 0	0- 0	NEUTRAL	0- 0	0- 0	0- 0			
0- 7	0- 1	0- 1	NON-CONFERENCE	0- 1	0- 0	0- 4			
0- 1	0- 0	0- 0	HOME	0- 0	0- 0	0- 1			
0- 6	0- 1	0- 1	AWAY	0- 1	0- 0	0- 3			
0- 0	0- 0	0- 0	NEUTRAL	0- 0	0- 0	0- 0			
6- 9	0- 0	0- 0	CONFERENCE	1- 1	0- 2	5- 6			
5- 3	0- 0	0- 0	HOME	1- 0	0- 1	4- 2			
1- 6	0- 0	0- 0	AWAY	0- 1	0- 1	1- 4			
0- 0	0- 0	0- 0	NEUTRAL	0- 0	0- 0	0- 0			

RPI 1-25				RPI 26-50				RPI 51-100				RPI 101+ Team's RPI: 283			
RPI	S	Opponent	Score	RPI	S	Opponent	Score	RPI	S	Opponent	Score	RPI	S	Opponent	Score
19	A	Oklahoma St.	45 90	33	A	Missouri	57 91	60	A	Abilene Christian	62 90	108	A	Central Ark.	49 74
								60	H	Abilene Christian	63 54	129	H	Northwestern St.	51 73
								74	A	Utah	67 71	163	A	McNeese St.	84 92
												169	A	Loyola Chicago	71 82
												194	H	Canisius	55 57
												214	A	Stephen F. Austin	64 60
												214	H	Stephen F. Austin	77 79
												235	H	Sam Houston St.	76 78
												246	A	Houston Baptist	66 77
												246	H	Houston Baptist	77 70
												275	A	Northern Ariz.	63 75
												282	A	Prairie View	72 80
												312	H	A&M-Corpus Christi	75 70
												313	A	Southeastern La.	66 73
												319	A	Nicholls St.	59 69
												330	H	Incarinate Word	59 49
												332	H	New Orleans	79 52
LAST 12 Division I GAMES:															
163	A	McNeese St.	84 92	235	H	Sam Houston St.	76 78								
214	H	Stephen F. Austin	77 79	246	H	Houston Baptist	77 70								
246	A	Houston Baptist	66 77	214	A	Stephen F. Austin	64 60								
330	H	Incarinate Word	59 49	129	H	Northwestern St.	51 73								
60	H	Abilene Christian	63 54	313	A	Southeastern La.	66 73								
60	A	Abilene Christian	62 90	108	A	Central Ark.	49 74								

Non-Div I Games: Howard Payne 88 50 Tex. A&M-Kingsville 82 66 Schreiner 60 41 Louisiana Col. 99 34  
Lamar

Loss, Non-Conf, S Site, H Home A Away N Neutral

Average RPI Win: <b>281</b>	WON-LOST	WINNING	LAST 10	STRENGTH OF	OPP. STRENGTH	TEAM	ADJ.	CONF.	ADJ CONF.
Average RPI Loss: <b>159</b>	RECORD	PCT. RANK	GAMES	SCHEDULE	OF SCHEDULE	RPI	RPI	RPI	RPI
DIV. I ONLY	15- 10	114	7- 3	326	268	216	216	26	26
DIV. I NON-CONF.	6- 4	125	0- 0	335	196	231	231	28	28
TOTALS	RPI 1-25	RPI 26-50	W-L RECORDS	RPI 51-100	RPI 101-150	RPI 150+			
15- 10	0- 0	0- 0	OVERALL	0- 4	0- 1	15- 5			
7- 5	0- 0	0- 0	HOME	0- 2	0- 1	7- 2			
8- 5	0- 0	0- 0	AWAY	0- 2	0- 0	8- 3			
0- 0	0- 0	0- 0	NEUTRAL	0- 0	0- 0	0- 0			
6- 4	0- 0	0- 0	NON-CONFERENCE	0- 1	0- 1	6- 2			
3- 2	0- 0	0- 0	HOME	0- 1	0- 1	3- 0			
3- 2	0- 0	0- 0	AWAY	0- 0	0- 0	3- 2			
0- 0	0- 0	0- 0	NEUTRAL	0- 0	0- 0	0- 0			
9- 6	0- 0	0- 0	CONFERENCE	0- 3	0- 0	9- 3			
4- 3	0- 0	0- 0	HOME	0- 1	0- 0	4- 2			
5- 3	0- 0	0- 0	AWAY	0- 2	0- 0	5- 1			
0- 0	0- 0	0- 0	NEUTRAL	0- 0	0- 0	0- 0			

RPI S	Opponent	Score	RPI S	Opponent	Score	RPI S	Opponent	Score	RPI S	Opponent	Score	Team's RPI: 216
						55	H Villanova	44 65	105	H Saint Joseph's	62 63	
						66	A Army West Point	39 63	154	A Illinois	67 76	
						93	A Bucknell	77 80	165	A Hampton	63 56	
						93	H Bucknell	54 67	191	H Montana	80 53	
									230	A Navy	51 48	
									230	H Navy	54 62	
									239	A Holy Cross	71 77	
									239	H Holy Cross	61 58	
									251	A Loyola Maryland	76 68	
									251	H Loyola Maryland	66 48	
									267	H Monmouth	95 88	
									270	A American	61 52	
									270	H American	55 59	
									286	A Rider	60 61	
									325	A Lafayette	80 65	
									325	H Lafayette	82 74	
									326	A Delaware St.	83 49	
									335	H Saint Peter's	74 42	
									343	A NJIT	75 47	
									345	A Boston U.	73 66	
									345	H Boston U.	72 48	
LAST 12 Division I GAMES:												
325	A Lafayette	80 65	345	H Boston U.	72 48							
230	H Navy	54 62	325	H Lafayette	82 74							
239	A Holy Cross	71 77	230	A Navy	51 48							
93	H Bucknell	54 67	239	H Holy Cross	61 58							
270	A American	61 52	93	A Bucknell	77 80							
251	A Loyola Maryland	76 68	270	H American	55 59							

Non-Div I Games: Kutztown 81 51

Lehigh

■ Loss, 
 ■ Non-Conf, 
 ■ S Site, 
 ■ H Home 
 ■ A Away 
 N Neutral



Liberty

Through Games Of Feb. 20, 2016

Average RPI Win:	244	WON-LOST	WINNING	LAST 10	STRENGTH OF	OPP. STRENGTH	TEAM	ADJ.	CONF.	ADJ CONF.
Average RPI Loss:	108	RECORD	PCT. RANK	GAMES	SCHEDULE	OF SCHEDULE	RPI	RPI	RPI	RPI
DIV. I ONLY	14- 10	125	8- 2	106	231	119	119	28	28	
DIV. I NON-CONF.	2- 6	272	0- 0	16	3	142	142	29	29	
TOTALS	RPI 1-25	RPI 26-50	W-L RECORDS	RPI 51-100	RPI 101-150	RPI 150+				
14- 10	0- 1	0- 4	OVERALL	1- 1	1- 1	12- 3				
8- 3	0- 0	0- 2	HOME	1- 0	1- 0	6- 1				
6- 5	0- 0	0- 2	AWAY	0- 0	0- 1	6- 2				
0- 2	0- 1	0- 0	NEUTRAL	0- 1	0- 0	0- 0				
2- 6	0- 1	0- 4	NON-CONFERENCE	1- 1	0- 0	1- 0				
1- 2	0- 0	0- 2	HOME	1- 0	0- 0	0- 0				
1- 2	0- 0	0- 2	AWAY	0- 0	0- 0	1- 0				
0- 2	0- 1	0- 0	NEUTRAL	0- 1	0- 0	0- 0				
12- 4	0- 0	0- 0	CONFERENCE	0- 0	1- 1	11- 3				
7- 1	0- 0	0- 0	HOME	0- 0	1- 0	6- 1				
5- 3	0- 0	0- 0	AWAY	0- 0	0- 1	5- 2				
0- 0	0- 0	0- 0	NEUTRAL	0- 0	0- 0	0- 0				

RPI 1-25				RPI 26-50				RPI 51-100				RPI 101+				Team's RPI: 119	
RPI	S	Opponent	Score	RPI	S	Opponent	Score	RPI	S	Opponent	Score	RPI	S	Opponent	Score		
5	N	Ohio St.	65 75	34	A	James Madison	56 72	84	N	California	72 77	122	A	UNC Asheville	51 56		
				38	H	Seton Hall	56 92	87	H	Elon	72 63	122	H	UNC Asheville	71 53		
				46	H	North Carolina St.	53 61					200	A	Radford	49 43		
				47	A	Duke	41 79					200	H	Radford	67 53		
												210	A	Gardner-Webb	57 61		
												210	H	Gardner-Webb	73 51		
												213	A	Presbyterian	42 60		
												247	H	High Point	56 43		
												272	A	Appalachian St.	74 68		
												276	A	Coastal Caro.	65 63		
												276	H	Coastal Caro.	51 58		
												284	A	Campbell	62 52		
												284	H	Campbell	67 55		
												301	A	Charleston So.	59 49		
												301	H	Charleston So.	51 40		
												318	H	Winthrop	77 61		
												320	A	Longwood	72 67		
LAST 12 Division I GAMES:																	
				276	H	Coastal Caro.	51 58					210	H	Gardner-Webb	73 51		
				122	A	UNC Asheville	51 56					320	A	Longwood	72 67		
				284	H	Campbell	67 55					276	A	Coastal Caro.	65 63		
				200	H	Radford	67 53					318	H	Winthrop	77 61		
				301	A	Charleston So.	59 49					213	A	Presbyterian	42 60		
				247	H	High Point	56 43					122	H	UNC Asheville	71 53		

Non-Div I Games: Shepherd 69 57

Liberty

Loss, Non-Conf, S Site, H Home A Away N Neutral

Average RPI Win:	303	WON-LOST	WINNING	LAST 10	STRENGTH OF	OPP. STRENGTH	TEAM	ADJ.	CONF.	ADJ CONF.
Average RPI Loss:	202	RECORD	PCT. RANK	GAMES	SCHEDULE	OF SCHEDULE	RPI	RPI	RPI	RPI
DIV. I ONLY	4- 22	328	2- 8	254	326	334	334	29	29	
DIV. I NON-CONF.	2- 12	311	0- 0	207	336	313	313	27	27	
TOTALS	RPI 1-25	RPI 26-50	W-L RECORDS	RPI 51-100	RPI 101-150	RPI 150+				
4- 22	0- 0	0- 0	OVERALL	0- 4	0- 1	4- 17				
3- 10	0- 0	0- 0	HOME	0- 4	0- 0	3- 6				
1- 11	0- 0	0- 0	AWAY	0- 0	0- 1	1- 10				
0- 1	0- 0	0- 0	NEUTRAL	0- 0	0- 0	0- 1				
2- 12	0- 0	0- 0	NON-CONFERENCE	0- 3	0- 1	2- 8				
1- 6	0- 0	0- 0	HOME	0- 3	0- 0	1- 3				
1- 5	0- 0	0- 0	AWAY	0- 0	0- 1	1- 4				
0- 1	0- 0	0- 0	NEUTRAL	0- 0	0- 0	0- 1				
2- 10	0- 0	0- 0	CONFERENCE	0- 1	0- 0	2- 9				
2- 4	0- 0	0- 0	HOME	0- 1	0- 0	2- 3				
0- 6	0- 0	0- 0	AWAY	0- 0	0- 0	0- 6				
0- 0	0- 0	0- 0	NEUTRAL	0- 0	0- 0	0- 0				

RPI 1-25			RPI 26-50			RPI 51-100				RPI 101+			Team's RPI: 334		
RPI	S	Opponent	Score	RPI	S	Opponent	Score	RPI	S	Opponent	Score	RPI	S	Opponent	Score
								51	H	Western Ky.	56 64	104	A	Wright St.	65 92
								62	H	FGCU	39 71	151	A	Jacksonville	51 81
								73	H	Ball St.	60 72	151	H	Jacksonville	55 76
								99	H	Belmont	68 90	155	A	Alabama	49 68
												193	A	Stetson	75 79
												193	H	Stetson	62 83
												204	A	USC Upstate	71 93
												204	H	USC Upstate	54 81
												206	H	Southeast Mo. St.	69 84
												245	N	Texas Southern	62 66
												251	H	Loyola Maryland	52 57
												261	A	Tennessee St.	65 77
												271	H	Murray St.	93 85
												273	A	Tennessee Tech	70 81
												278	A	Ga. Southern	66 55
												292	A	Kennesaw St.	54 55
												299	A	Jackson St.	52 53
												304	H	Morehead St.	77 92
												321	A	North Florida	70 78
												321	H	North Florida	78 71
												343	A	NJIT	51 61
												343	H	NJIT	63 49
LAST 12 Division I GAMES:															
				193	A	Stetson	75 79					204	H	USC Upstate	54 81
				151	H	Jacksonville	55 76					193	H	Stetson	62 83
				321	H	North Florida	78 71					62	H	FGCU	39 71
				343	H	NJIT	63 49					321	A	North Florida	70 78
				204	A	USC Upstate	71 93					151	A	Jacksonville	51 81
				343	A	NJIT	51 61					292	A	Kennesaw St.	54 55

Non-Div I Games: North Ala. 88 67

Lipscomb

Little Rock

Through Games Of Feb. 20, 2016

Average RPI Win:	217	WON-LOST	WINNING	LAST 10	STRENGTH OF	OPP. STRENGTH	TEAM	ADJ.	CONF.	ADJ CONF.
Average RPI Loss:	101	RECORD	PCT. RANK	GAMES	SCHEDULE	OF SCHEDULE	RPI	RPI	RPI	RPI
DIV. I ONLY	14- 11	137	9- 1	140	132	126	126	16	16	
DIV. I NON-CONF.	2- 7	280	0- 0	33	8	189	189	14	14	
TOTALS	RPI 1-25	RPI 26-50	W-L RECORDS	RPI 51-100	RPI 101-150	RPI 150+				
14- 11	0- 2	0- 2	OVERALL	0- 2	3- 2	11- 3				
7- 5	0- 1	0- 0	HOME	0- 1	1- 2	6- 1				
7- 6	0- 1	0- 2	AWAY	0- 1	2- 0	5- 2				
0- 0	0- 0	0- 0	NEUTRAL	0- 0	0- 0	0- 0				
2- 7	0- 2	0- 1	NON-CONFERENCE	0- 2	2- 1	0- 1				
1- 4	0- 1	0- 0	HOME	0- 1	1- 1	0- 1				
1- 3	0- 1	0- 1	AWAY	0- 1	1- 0	0- 0				
0- 0	0- 0	0- 0	NEUTRAL	0- 0	0- 0	0- 0				
12- 4	0- 0	0- 1	CONFERENCE	0- 0	1- 1	11- 2				
6- 1	0- 0	0- 0	HOME	0- 0	0- 1	6- 0				
6- 3	0- 0	0- 1	AWAY	0- 0	1- 0	5- 2				
0- 0	0- 0	0- 0	NEUTRAL	0- 0	0- 0	0- 0				

RPI 1-25				RPI 26-50				RPI 51-100				RPI 101+ Team's RPI: 126			
RPI	S	Opponent	Score	RPI	S	Opponent	Score	RPI	S	Opponent	Score	RPI	S	Opponent	Score
6	H	Texas	56 66	30	A	Oklahoma	52 65	83	A	Tulane	53 69	106	H	Memphis	61 53
15	A	Texas A&M	39 69	44	A	Arkansas St.	53 66	92	H	Missouri St.	58 64	128	A	La.-Lafayette	58 49
												128	H	La.-Lafayette	58 65
												130	H	LSU	51 57
												148	A	Oral Roberts	66 52
												152	A	UT Arlington	59 55
												179	A	Troy	71 78
												179	H	Troy	79 64
												186	A	South Ala.	47 34
												186	H	South Ala.	74 43
												189	H	Tulsa	63 74
												220	A	Texas St.	57 67
												269	A	Georgia St.	54 39
												269	H	Georgia St.	59 32
												272	H	Appalachian St.	67 50
												278	A	Ga. Southern	50 45
												278	H	Ga. Southern	69 36
												290	A	La.-Monroe	53 37
												290	H	La.-Monroe	56 44
LAST 12 Division I GAMES:															
278	A	Ga. Southern	50 45	269	H	Georgia St.	59 32								
269	A	Georgia St.	54 39	278	H	Ga. Southern	69 36								
128	A	La.-Lafayette	58 49	152	A	UT Arlington	59 55								
290	A	La.-Monroe	53 37	220	A	Texas St.	57 67								
186	H	South Ala.	74 43	44	A	Arkansas St.	53 66								
179	H	Troy	79 64	272	H	Appalachian St.	67 50								

Non-Div I Games:

Little Rock

Loss, Non-Conf, S Site, H Home A Away N Neutral

Average RPI Win:	240	WON-LOST	WINNING	LAST 10	STRENGTH OF	OPP. STRENGTH	TEAM	ADJ.	CONF.	ADJ CONF.
Average RPI Loss:	89	RECORD	PCT. RANK	GAMES	SCHEDULE	OF SCHEDULE	RPI	RPI	RPI	RPI
DIV. I ONLY	19- 7	53	7- 3	316	143	136	136	22	22	
DIV. I NON-CONF.	11- 3	54	0- 0	315	44	119	119	21	21	
TOTALS	RPI 1-25	RPI 26-50	W-L RECORDS	RPI 51-100	RPI 101-150	RPI 150+				
19- 7	1- 0	0- 1	OVERALL	0- 2	1- 4	17- 0				
9- 3	1- 0	0- 0	HOME	0- 1	0- 2	8- 0				
8- 4	0- 0	0- 1	AWAY	0- 1	0- 2	8- 0				
2- 0	0- 0	0- 0	NEUTRAL	0- 0	1- 0	1- 0				
11- 3	1- 0	0- 1	NON-CONFERENCE	0- 0	1- 2	9- 0				
5- 1	1- 0	0- 0	HOME	0- 0	0- 1	4- 0				
4- 2	0- 0	0- 1	AWAY	0- 0	0- 1	4- 0				
2- 0	0- 0	0- 0	NEUTRAL	0- 0	1- 0	1- 0				
8- 4	0- 0	0- 0	CONFERENCE	0- 2	0- 2	8- 0				
4- 2	0- 0	0- 0	HOME	0- 1	0- 1	4- 0				
4- 2	0- 0	0- 0	AWAY	0- 1	0- 1	4- 0				
0- 0	0- 0	0- 0	NEUTRAL	0- 0	0- 0	0- 0				

RPI S	Opponent	Score	RPI S	Opponent	Score	RPI S	Opponent	Score	RPI S	Opponent	Score	Team's RPI: 136
24	H UTEP	47 40	40	A Southern California	43 69	54	A UC Riverside	58 83	101	H San Francisco	52 66	
						54	H UC Riverside	60 78	123	A Hawaii	42 60	
									123	H Hawaii	55 67	
									129	N Northwestern St.	60 59	
									130	A LSU	53 59	
									153	A Pacific	68 60	
									176	H Colorado	59 42	
									184	A UC Davis	75 62	
									190	H Cal Poly	65 53	
									211	H UNLV	67 63	
									250	H San Diego St.	74 54	
									255	A Seattle	69 57	
									260	A UC Santa Barbara	58 55	
									260	H UC Santa Barbara	60 52	
									275	N Northern Ariz.	69 48	
									280	A Houston	47 41	
									296	A Denver	48 41	
									298	H CSUN	74 71	
									314	H Portland St.	89 71	
									336	A UC Irvine	71 65	
									338	A Cal St. Fullerton	82 61	
									338	H Cal St. Fullerton	62 57	
LAST 12 Division I GAMES:												
260	A	UC Santa Barbara	58	55	184	A	UC Davis	75	62			
54	A	UC Riverside	58	83	338	H	Cal St. Fullerton	62	57			
260	H	UC Santa Barbara	60	52	336	A	UC Irvine	71	65			
123	A	Hawaii	42	60	54	H	UC Riverside	60	78			
298	H	CSUN	74	71	338	A	Cal St. Fullerton	82	61			
190	H	Cal Poly	65	53	123	H	Hawaii	55	67			

Non-Div I Games:

Long Beach St.

■ Loss, 
■ Non-Conf, S Site, 
■ Home 
■ Away 
N Neutral

Average RPI Win:	315	WON-LOST	WINNING	LAST 10	STRENGTH OF	OPP. STRENGTH	TEAM	ADJ.	CONF.	ADJ CONF.
Average RPI Loss:	193	RECORD	PCT. RANK	GAMES	SCHEDULE	OF SCHEDULE	RPI	RPI	RPI	RPI
DIV. I ONLY	4- 20	320	1- 9	255	295	320	320	28	28	
DIV. I NON-CONF.	1- 6	311	0- 0	179	135	288	288	29	29	
TOTALS	RPI 1-25	RPI 26-50	W-L RECORDS	RPI 51-100	RPI 101-150	RPI 150+				
4- 20	0- 1	0- 2	OVERALL	0- 1	0- 3	4- 13				
2- 7	0- 0	0- 0	HOME	0- 0	0- 2	2- 5				
2- 13	0- 0	0- 0	AWAY	0- 0	0- 1	2- 0				
0- 0	0- 0	0- 0	NEUTRAL	0- 0	0- 0	0- 0				
1- 6	0- 1	0- 2	NON-CONFERENCE	0- 1	0- 0	1- 2				
1- 0	0- 0	0- 0	HOME	0- 0	0- 0	1- 0				
0- 6	0- 1	0- 2	AWAY	0- 1	0- 0	0- 2				
0- 0	0- 0	0- 0	NEUTRAL	0- 0	0- 0	0- 0				
3- 14	0- 0	0- 0	CONFERENCE	0- 0	0- 3	3- 11				
1- 7	0- 0	0- 0	HOME	0- 0	0- 2	1- 5				
2- 7	0- 0	0- 0	AWAY	0- 0	0- 1	2- 6				
0- 0	0- 0	0- 0	NEUTRAL	0- 0	0- 0	0- 0				

RPI 1-25			RPI 26-50			RPI 51-100			RPI 101+			Team's RPI: 320
RPI	S	Opponent	Score	RPI	S	Opponent	Score	RPI	S	Opponent	Score	
8	A	Oregon St.	45 110	34	A	James Madison	30 88	91	A	Virginia	46 81	
				37	A	West Virginia	43 74					
LAST 12 Division I GAMES:												
200	A	Radford	64 80	318	H	Winthrop	67 60	119	H	Liberty	67 72	
247	H	High Point	70 89	119	H	Liberty	67 72	122	A	UNC Asheville	42 81	
284	A	Campbell	65 72	210	A	Gardner-Webb	42 67	122	H	UNC Asheville	54 61	
122	H	UNC Asheville	54 61	200	H	Radford	67 79	200	A	Radford	64 80	
301	A	Charleston So.	58 66	122	A	UNC Asheville	42 81	200	H	Radford	67 79	
213	A	Presbyterian	49 75	284	H	Campbell	56 73	210	A	Gardner-Webb	42 67	
								213	A	Presbyterian	49 75	
								213	H	Presbyterian	38 59	
								247	A	High Point	68 79	
								247	H	High Point	70 89	
								276	A	Coastal Caro.	56 48	
								284	A	Campbell	65 72	
								284	H	Campbell	56 73	
								297	A	UNCG	60 81	
								301	A	Charleston So.	58 66	
								301	H	Charleston So.	54 63	
								318	A	Winthrop	63 60	
								318	H	Winthrop	67 60	
								326	A	Delaware St.	63 88	
								349	H	N.C. Central	60 49	

Non-Div I Games: Notre Dame (MD) 83 32 N.C. Wesleyan 100 57

Longwood

Loss, Non-Conf, S Site, H Home A Away N Neutral

Average RPI Win:	226	WON-LOST	WINNING	LAST 10	STRENGTH OF	OPP. STRENGTH	TEAM	ADJ.	CONF.	ADJ CONF.
Average RPI Loss:	106	RECORD	PCT. RANK	GAMES	SCHEDULE	OF SCHEDULE	RPI	RPI	RPI	RPI
DIV. I ONLY	12- 12	171	6- 4	165	118	171	171	11	11	
DIV. I NON-CONF.	4- 6	201	0- 0	198	163	225	225	10	10	
TOTALS	RPI 1-25	RPI 26-50	W-L RECORDS	RPI 51-100	RPI 101-150	RPI 150+				
12- 12	0- 3	0- 1	OVERALL	0- 2	3- 3	9- 3				
8- 4	0- 1	0- 1	HOME	0- 0	2- 0	6- 2				
3- 7	0- 0	0- 0	AWAY	0- 2	1- 0	2- 0				
1- 1	0- 1	0- 0	NEUTRAL	0- 0	0- 0	1- 0				
4- 6	0- 1	0- 1	NON-CONFERENCE	0- 0	1- 1	3- 3				
2- 3	0- 0	0- 1	HOME	0- 0	1- 0	1- 2				
1- 2	0- 0	0- 0	AWAY	0- 0	0- 1	1- 1				
1- 1	0- 1	0- 0	NEUTRAL	0- 0	0- 0	1- 0				
8- 6	0- 2	0- 0	CONFERENCE	0- 2	2- 2	6- 0				
6- 1	0- 1	0- 0	HOME	0- 0	1- 0	5- 0				
2- 5	0- 1	0- 0	AWAY	0- 2	1- 2	1- 0				
0- 0	0- 0	0- 0	NEUTRAL	0- 0	0- 0	0- 0				

RPI 1-25				RPI 26-50				RPI 51-100				RPI 101+ Team's RPI: 171			
RPI	S	Opponent	Score	RPI	S	Opponent	Score	RPI	S	Opponent	Score	RPI	S	Opponent	Score
7	N	UCLA	57 68	32	H	Mississippi St.	63 93	76	A	Middle Tenn.	57 68	124	A	Arizona	67 77
24	A	UTEP	80 86					79	A	Charlotte	58 63	128	H	La.-Lafayette	79 62
24	H	UTEP	65 72									139	A	UAB	49 64
												145	A	Old Dominion	69 51
												149	A	Southern Miss.	59 69
												149	H	Southern Miss.	72 37
												163	H	McNeese St.	71 74
												177	A	Wisconsin	65 79
												188	H	Fla. Atlantic	65 62
												214	H	Stephen F. Austin	76 44
												223	H	North Texas	77 71
												224	H	Rice	63 61
												262	A	UTSA	82 72
												262	H	UTSA	75 66
												282	H	Prairie View	68 77
												296	N	Denver	58 53
												300	H	FIU	82 63
												319	A	Nicholls St.	58 55
LAST 12 Division I GAMES:															
24	H	UTEP	65 72	24	A	UTEP	80 86								
262	H	UTSA	75 66	262	A	UTSA	82 72								
139	A	UAB	49 64	149	H	Southern Miss.	72 37								
76	A	Middle Tenn.	57 68	188	H	Fla. Atlantic	65 62								
223	H	North Texas	77 71	300	H	FIU	82 63								
224	H	Rice	63 61	79	A	Charlotte	58 63								

Non-Div I Games: Loyola (LA) 76 40

Louisiana Tech

Loss, Non-Conf, S Site, H Home A Away N Neutral

## Louisville

Through Games Of Feb. 20, 2016

Average RPI Win:	120	WON-LOST	WINNING	LAST 10	STRENGTH OF	OPP. STRENGTH	TEAM	ADJ.	CONF.	ADJ CONF.
Average RPI Loss:	46	RECORD	PCT. RANK	GAMES	SCHEDULE	OF SCHEDULE	RPI	RPI	RPI	RPI
DIV. I ONLY	21- 6	33	9- 1	38	18	17	17	4	4	
DIV. I NON-CONF.	9- 5	108	1- 0	68	32	67	67	5	5	
TOTALS	RPI 1-25	RPI 26-50	W-L RECORDS	RPI 51-100	RPI 101-150	RPI 150+				
21- 6	3- 2	3- 0	OVERALL	4- 4	5- 0	6- 0				
11- 2	1- 1	2- 0	HOME	2- 1	3- 0	3- 0				
9- 2	2- 1	1- 0	AWAY	2- 1	2- 0	2- 0				
1- 2	0- 0	0- 0	NEUTRAL	0- 2	0- 0	1- 0				
9- 5	1- 1	1- 0	NON-CONFERENCE	1- 4	1- 0	5- 0				
5- 1	0- 0	1- 0	HOME	1- 1	1- 0	2- 0				
3- 2	1- 1	0- 0	AWAY	0- 1	0- 0	2- 0				
1- 2	0- 0	0- 0	NEUTRAL	0- 2	0- 0	1- 0				
12- 1	2- 1	2- 0	CONFERENCE	3- 0	4- 0	1- 0				
6- 1	1- 1	1- 0	HOME	1- 0	2- 0	1- 0				
6- 0	1- 0	1- 0	AWAY	2- 0	2- 0	0- 0				
0- 0	0- 0	0- 0	NEUTRAL	0- 0	0- 0	0- 0				

RPI	S	Opponent	Score	RPI	S	Opponent	Score	RPI	S	Opponent	Score	RPI	S	Opponent	Score
1	H	Notre Dame	61 66	42	H	South Fla.	67 50	51	A	Western Ky.	69 71	113	H	Wake Forest	78 54
13	H	Florida St.	79 69	46	A	North Carolina St.	92 90	59	N	Dayton	66 79	117	A	North Carolina	78 60
14	A	Kentucky	54 72	47	H	Duke	65 48	64	N	Purdue	60 62	120	A	Pittsburgh	84 61
16	A	Syracuse	71 53					84	H	California	71 75	121	H	Virginia Tech	56 45
25	A	Michigan St.	85 78					86	A	Georgia Tech	78 65	125	H	IUPUI	70 61
								88	H	UT Martin	88 66	178	N	Marist	65 53
								91	A	Virginia	59 41	217	A	Col. of Charleston	71 67
								91	H	Virginia	74 59	225	H	Dartmouth	94 52
												243	H	Valparaiso	75 42
												248	H	Clemson	75 33
												273	A	Tennessee Tech	76 54
LAST 12 Division I GAMES:															
91	H	Virginia	74 59	248	H	Clemson	75 33								
42	H	South Fla.	67 50	16	A	Syracuse	71 53								
120	A	Pittsburgh	84 61	46	A	North Carolina St.	92 90								
1	H	Notre Dame	61 66	91	A	Virginia	59 41								
117	A	North Carolina	78 60	47	H	Duke	65 48								
113	H	Wake Forest	78 54	121	H	Virginia Tech	56 45								

Non-Div I Games:

Louisville

■ Loss, 
 ■ Non-Conf, S Site, 
 ■ Home 
 ■ Away 
 N Neutral

Average RPI Win:	241	WON-LOST	WINNING	LAST 10	STRENGTH OF	OPP. STRENGTH	TEAM	ADJ.	CONF.	ADJ CONF.
Average RPI Loss:	107	RECORD	PCT. RANK	GAMES	SCHEDULE	OF SCHEDULE	RPI	RPI	RPI	RPI
DIV. I ONLY	13- 12	160	5- 5	194	140	169	169	21	21	
DIV. I NON-CONF.	4- 7	222	0- 0	83	29	150	150	17	17	
TOTALS	RPI 1-25	RPI 26-50	W-L RECORDS	RPI 51-100	RPI 101-150	RPI 150+				
13- 12	1- 1	0- 2	OVERALL	0- 5	3- 2	9- 2				
6- 6	0- 0	0- 1	HOME	0- 3	2- 2	4- 0				
7- 6	1- 1	0- 1	AWAY	0- 2	1- 0	5- 2				
0- 0	0- 0	0- 0	NEUTRAL	0- 0	0- 0	0- 0				
4- 7	1- 1	0- 2	NON-CONFERENCE	0- 3	0- 1	3- 0				
1- 4	0- 0	0- 1	HOME	0- 2	0- 1	1- 0				
3- 3	1- 1	0- 1	AWAY	0- 1	0- 0	2- 0				
0- 0	0- 0	0- 0	NEUTRAL	0- 0	0- 0	0- 0				
9- 5	0- 0	0- 0	CONFERENCE	0- 2	3- 1	6- 2				
5- 2	0- 0	0- 0	HOME	0- 1	2- 1	3- 0				
4- 3	0- 0	0- 0	AWAY	0- 1	1- 0	3- 2				
0- 0	0- 0	0- 0	NEUTRAL	0- 0	0- 0	0- 0				

RPI 1-25				RPI 26-50				RPI 51-100				RPI 101+ Team's RPI: 169			
RPI	S	Opponent	Score	RPI	S	Opponent	Score	RPI	S	Opponent	Score	RPI	S	Opponent	Score
22	A	DePaul	88 75	26	A	Green Bay	51 65	82	H	Central Mich.	59 68	109	H	UNI	64 60
25	A	Michigan St.	47 76	28	H	Miami (FL)	50 77	86	A	Georgia Tech	77 84	110	H	Drake	65 81
								92	A	Missouri St.	81 91	118	H	Western Mich.	45 68
								92	H	Missouri St.	62 73	135	A	Southern Ill.	69 68
								100	H	Northwestern	72 81	135	H	Southern Ill.	83 59
												224	A	Rice	57 50
												231	A	Indiana St.	48 62
												283	H	Lamar	82 71
												291	A	Wichita St.	62 65
												291	H	Wichita St.	60 55
												307	A	Bradley	67 54
												316	A	Illinois St.	57 41
												316	H	Illinois St.	73 61
												329	A	Evansville	63 49
												329	H	Evansville	67 54
												341	A	Eastern Ill.	86 75
LAST 12 Division I GAMES:															
316	H	Illinois St.	73 61	109	H	UNI	64 60	316	A	Illinois St.	57 41				
291	A	Wichita St.	62 65	231	A	Indiana St.	48 62	92	H	Missouri St.	62 73				
92	A	Missouri St.	81 91	291	H	Wichita St.	60 55	135	A	Southern Ill.	69 68				
329	H	Evansville	67 54												
135	H	Southern Ill.	83 59												
110	H	Drake	65 81												

Non-Div I Games:

Loyola Chicago

■ Loss, 
 ■ Non-Conf, S Site, 
 ■ Home 
 ■ Away 
 N Neutral



Average RPI Win:	316	WON-LOST	WINNING	LAST 10	STRENGTH OF	OPP. STRENGTH	TEAM	ADJ.	CONF.	ADJ CONF.
Average RPI Loss:	154	RECORD	PCT. RANK	GAMES	SCHEDULE	OF SCHEDULE	RPI	RPI	RPI	RPI
DIV. I ONLY	10- 15	232	5- 5	242	323	251	251	26	26	
DIV. I NON-CONF.	3- 8	258	0- 0	276	327	284	284	28	28	
TOTALS	RPI 1-25	RPI 26-50	W-L RECORDS	RPI 51-100	RPI 101-150	RPI 150+				
10- 15	0- 1	0- 0	OVERALL	0- 5	0- 1	10- 8				
5- 6	0- 0	0- 0	HOME	0- 2	0- 0	5- 4				
5- 9	0- 1	0- 0	AWAY	0- 3	0- 1	5- 4				
0- 0	0- 0	0- 0	NEUTRAL	0- 0	0- 0	0- 0				
3- 8	0- 1	0- 0	NON-CONFERENCE	0- 1	0- 1	3- 5				
1- 3	0- 0	0- 0	HOME	0- 0	0- 0	1- 3				
2- 5	0- 1	0- 0	AWAY	0- 1	0- 1	2- 2				
0- 0	0- 0	0- 0	NEUTRAL	0- 0	0- 0	0- 0				
7- 7	0- 0	0- 0	CONFERENCE	0- 4	0- 0	7- 3				
4- 3	0- 0	0- 0	HOME	0- 2	0- 0	4- 1				
3- 4	0- 0	0- 0	AWAY	0- 2	0- 0	3- 2				
0- 0	0- 0	0- 0	NEUTRAL	0- 0	0- 0	0- 0				

RPI 1-25				RPI 26-50				RPI 51-100				RPI 101+ Team's RPI: 251			
RPI	S	Opponent	Score	RPI	S	Opponent	Score	RPI	S	Opponent	Score	RPI	S	Opponent	Score
11	A	Maryland	47 97					55	A	Villanova	55 67	145	A	Old Dominion	41 64
								66	A	Army West Point	37 70	158	H	UMBC	46 52
								66	H	Army West Point	44 52	192	H	Fairfield	45 71
								93	A	Bucknell	64 71	203	H	William & Mary	61 62
								93	H	Bucknell	42 64	216	A	Lehigh	48 66
												216	H	Lehigh	68 76
												230	A	Navy	38 45
												230	H	Navy	51 38
												237	A	Columbia	53 63
												270	H	American	52 46
												303	A	Colgate	65 49
												325	A	Lafayette	55 51
												325	H	Lafayette	66 65
												333	A	St. Francis Brooklyn	54 64
												334	A	Lipscomb	57 52
												337	A	Mt. St. Mary's	65 63
												345	A	Boston U.	67 46
												345	H	Boston U.	63 54
												346	H	Norfolk St.	75 67
LAST 12 Division I GAMES:															
				93	H	Bucknell	42 64					303	A	Colgate	65 49
				345	A	Boston U.	67 46					93	A	Bucknell	64 71
				230	A	Navy	38 45					345	H	Boston U.	63 54
				66	H	Army West Point	44 52					230	H	Navy	51 38
				216	H	Lehigh	68 76					66	A	Army West Point	37 70
				325	A	Lafayette	55 51					216	A	Lehigh	48 66

Non-Div I Games:

Loyola Maryland

■ Loss, 
 ■ Non-Conf, 
 ■ S Site, 
 ■ H Home 
 ■ A Away 
 N Neutral

Loyola Marymount

Through Games Of Feb. 20, 2016

Average RPI Win:	257	WON-LOST	WINNING	LAST 10	STRENGTH OF	OPP. STRENGTH	TEAM	ADJ.	CONF.	ADJ CONF.
Average RPI Loss:	106	RECORD	PCT. RANK	GAMES	SCHEDULE	OF SCHEDULE	RPI	RPI	RPI	RPI
DIV. I ONLY	9- 19	266	3- 6	155	111	242	242	8	8	
DIV. I NON-CONF.	4- 7	222	1- 0	329	200	293	293	9	9	
TOTALS	RPI 1-25	RPI 26-50	W-L RECORDS	RPI 51-100	RPI 101-150	RPI 150+				
9- 19	0- 2	0- 1	OVERALL	0- 7	0- 5	9- 4				
5- 8	0- 1	0- 0	HOME	0- 3	0- 2	5- 2				
3- 11	0- 1	0- 1	AWAY	0- 4	0- 3	3- 2				
1- 0	0- 0	0- 0	NEUTRAL	0- 0	0- 0	1- 0				
4- 7	0- 0	0- 1	NON-CONFERENCE	0- 1	0- 1	4- 4				
2- 2	0- 0	0- 0	HOME	0- 0	0- 0	2- 2				
1- 5	0- 0	0- 1	AWAY	0- 1	0- 1	1- 2				
1- 0	0- 0	0- 0	NEUTRAL	0- 0	0- 0	1- 0				
5- 12	0- 2	0- 0	CONFERENCE	0- 6	0- 4	5- 0				
3- 6	0- 1	0- 0	HOME	0- 3	0- 2	3- 0				
2- 6	0- 1	0- 0	AWAY	0- 3	0- 2	2- 0				
0- 0	0- 0	0- 0	NEUTRAL	0- 0	0- 0	0- 0				

RPI 1-25				RPI 26-50				RPI 51-100				RPI 101+ Team's RPI: 242			
RPI	S	Opponent	Score	RPI	S	Opponent	Score	RPI	S	Opponent	Score	RPI	S	Opponent	Score
12	A	BYU	61 75	33	A	Missouri	48 80	54	A	UC Riverside	62 80	101	A	San Francisco	72 81
12	H	BYU	75 82					58	A	St. Mary's (CA)	57 72	101	H	San Francisco	73 75
								58	H	St. Mary's (CA)	81 91	107	A	Gonzaga	68 83
								61	A	Santa Clara	41 68	107	H	Gonzaga	59 66
								61	H	Santa Clara	56 57	123	A	Hawaii	51 65
								80	A	San Diego	58 82	153	A	Pacific	63 60
								80	H	San Diego	67 75	153	H	Pacific	96 88
												176	A	Colorado	81 92
												190	A	Cal Poly	58 70
												250	H	San Diego St.	92 65
												255	H	Seattle	69 78
												260	A	UC Santa Barbara	70 63
												264	H	Pepperdine	79 69
												285	A	Portland	77 62
												285	H	Portland	62 52
												323	N	Nevada	69 58
												336	H	UC Irvine	95 50
												338	H	Cal St. Fullerton	73 75
LAST 12 Division I GAMES:															
336	H	UC Irvine	95 50	107	A	Gonzaga	68 83								
101	A	San Francisco	72 81	80	H	San Diego	67 75								
61	A	Santa Clara	41 68	12	H	BYU	75 82								
58	H	St. Mary's (CA)	81 91	80	A	San Diego	58 82								
153	H	Pacific	96 88	12	A	BYU	61 75								
285	A	Portland	77 62	61	H	Santa Clara	56 57								

Non-Div I Games:

Loyola Marymount

Loss, Non-Conf, S Site, H Home A Away N Neutral

Average RPI Win:	212	WON-LOST	WINNING	LAST 10	STRENGTH OF	OPP. STRENGTH	TEAM	ADJ.	CONF.	ADJ CONF.
Average RPI Loss:	91	RECORD	PCT. RANK	GAMES	SCHEDULE	OF SCHEDULE	RPI	RPI	RPI	RPI
DIV. I ONLY	21- 7	48	10- 0	201	150	72	72	15	15	
DIV. I NON-CONF.	8- 6	136	0- 0	238	47	120	120	18	18	
TOTALS	RPI 1-25	RPI 26-50	W-L RECORDS	RPI 51-100	RPI 101-150	RPI 150+				
21- 7	0- 0	1- 1	OVERALL	1- 3	4- 2	15- 1				
10- 0	0- 0	1- 0	HOME	0- 0	1- 0	8- 0				
9- 6	0- 0	0- 1	AWAY	0- 2	2- 2	7- 1				
2- 1	0- 0	0- 0	NEUTRAL	1- 1	1- 0	0- 0				
8- 6	0- 0	0- 0	NON-CONFERENCE	1- 3	2- 2	5- 1				
3- 0	0- 0	0- 0	HOME	0- 0	0- 0	3- 0				
3- 5	0- 0	0- 0	AWAY	0- 2	1- 2	2- 1				
2- 1	0- 0	0- 0	NEUTRAL	1- 1	1- 0	0- 0				
13- 1	0- 0	1- 1	CONFERENCE	0- 0	2- 0	10- 0				
7- 0	0- 0	1- 0	HOME	0- 0	1- 0	5- 0				
6- 1	0- 0	0- 1	AWAY	0- 0	1- 0	5- 0				
0- 0	0- 0	0- 0	NEUTRAL	0- 0	0- 0	0- 0				

RPI S	Opponent	Score	RPI S	Opponent	Score	RPI S	Opponent	Score	RPI S	Opponent	Score
48	A Albany (NY)	59 64	48	H Albany (NY)	65 53	59	N Dayton	37 58	103	A Harvard	64 53
						64	A Purdue	33 56	114	A Boston College	48 55
						78	A Minnesota	64 91	117	A North Carolina	58 59
						92	N Missouri St.	69 65	130	N LSU	52 41
									143	A Stony Brook	60 43
									143	H Stony Brook	55 52
									158	A UMBC	72 38
									158	H UMBC	65 55
									159	A Northeastern	44 56
									215	H Hartford	61 43
									225	A Dartmouth	59 41
									236	A New Hampshire	62 52
									236	H New Hampshire	59 55
									241	H Bryant	76 38
									244	A Binghamton	52 38
									248	H Clemson	75 42
									279	H Central Conn. St.	62 42
									295	A Vermont	62 41
									295	H Vermont	63 51
									315	A North Dakota St.	82 51
									322	A UMass Lowell	73 46
									322	H UMass Lowell	74 44
LAST 12 Division I GAMES:											
143	A Stony Brook	60 43	244	A Binghamton	52 38						
48	H Albany (NY)	65 53	215	H Hartford	61 43						
322	A UMass Lowell	73 46	143	H Stony Brook	55 52						
236	H New Hampshire	59 55	236	A New Hampshire	62 52						
158	A UMBC	72 38	48	A Albany (NY)	59 64						
295	H Vermont	63 51	322	H UMass Lowell	74 44						

Non-Div I Games: Colby

82 42

Maine

Average RPI Win:	231	WON-LOST	WINNING	LAST 10	STRENGTH OF	OPP. STRENGTH	TEAM	ADJ.	CONF.	ADJ CONF.
Average RPI Loss:	200	RECORD	PCT. RANK	GAMES	SCHEDULE	OF SCHEDULE	RPI	RPI	RPI	RPI
DIV. I ONLY	12- 13	184	6- 3	282	267	234	234	23	23	
DIV. I NON-CONF.	3- 6	234	0- 0	300	297	296	296	23	23	
TOTALS	RPI 1-25	RPI 26-50	W-L RECORDS	RPI 51-100	RPI 101-150	RPI 150+				
12- 13	0- 0	0- 0	OVERALL	0- 1	2- 1	10- 11				
7- 5	0- 0	0- 0	HOME	0- 1	1- 0	6- 4				
5- 8	0- 0	0- 0	AWAY	0- 0	1- 1	4- 7				
0- 0	0- 0	0- 0	NEUTRAL	0- 0	0- 0	0- 0				
3- 6	0- 0	0- 0	NON-CONFERENCE	0- 1	0- 0	3- 5				
2- 2	0- 0	0- 0	HOME	0- 1	0- 0	2- 1				
1- 4	0- 0	0- 0	AWAY	0- 0	0- 0	1- 4				
0- 0	0- 0	0- 0	NEUTRAL	0- 0	0- 0	0- 0				
9- 7	0- 0	0- 0	CONFERENCE	0- 0	2- 1	7- 6				
5- 3	0- 0	0- 0	HOME	0- 0	1- 0	4- 3				
4- 4	0- 0	0- 0	AWAY	0- 0	1- 1	3- 3				
0- 0	0- 0	0- 0	NEUTRAL	0- 0	0- 0	0- 0				

RPI 1-25			RPI 26-50			RPI 51-100			RPI 101+			Team's RPI: 234
RPI	S	Opponent	Score	RPI	S	Opponent	Score	RPI	S	Opponent	Score	
						93 H Bucknell	56 61			102 A Quinnipiac	52 42	
										115 A Iona	56 67	
										115 H Iona	63 56	
										160 A Yale	36 62	
										174 H Fordham	49 60	
										178 A Marist	64 59	
										178 H Marist	73 79	
										192 A Fairfield	70 55	
										192 H Fairfield	57 59	
										194 A Canisius	68 70	
										194 H Canisius	77 55	
										201 H Brown	80 56	
										219 A Siena	59 60	
										219 H Siena	56 49	
										236 A New Hampshire	57 72	
										239 A Holy Cross	44 58	
										267 A Monmouth	62 72	
										267 H Monmouth	56 57	
										270 A American	48 52	
										286 A Rider	74 70	
										305 H Niagara	80 62	
										311 A Fairleigh Dickinson	85 78	
										333 H St. Francis Brooklyn	61 53	
										335 H Saint Peter's	64 47	
LAST 12 Division I GAMES:												
194	A	Canisius	68 70	286	A	Rider	74 70					
219	H	Siena	56 49	335	H	Saint Peter's	64 47					
267	H	Monmouth	56 57	115	H	Iona	63 56					
178	A	Marist	64 59	192	H	Fairfield	57 59					
194	H	Canisius	77 55	178	H	Marist	73 79					
267	A	Monmouth	62 72	219	A	Siena	59 60					

Non-Div I Games:

Manhattan

■ Loss, 
 ■ Non-Conf, 
 S Site, 
 ■ Home 
 ■ Away 
 N Neutral

Average RPI Win:	256	WON-LOST	WINNING	LAST 10	STRENGTH OF	OPP. STRENGTH	TEAM	ADJ.	CONF.	ADJ CONF.
Average RPI Loss:	120	RECORD	PCT. RANK	GAMES	SCHEDULE	OF SCHEDULE	RPI	RPI	RPI	RPI
DIV. I ONLY	13- 14	181	7- 3	175	219	178	178	23	23	
DIV. I NON-CONF.	1- 9	325	0- 0	40	91	236	236	23	23	
TOTALS	RPI 1-25	RPI 26-50	W-L RECORDS	RPI 51-100	RPI 101-150	RPI 150+				
13- 14	0- 1	0- 2	OVERALL	0- 3	2- 4	11- 4				
7- 4	0- 0	0- 1	HOME	0- 1	2- 0	5- 2				
6- 7	0- 0	0- 1	AWAY	0- 1	0- 3	6- 2				
0- 3	0- 1	0- 0	NEUTRAL	0- 1	0- 1	0- 0				
1- 9	0- 1	0- 2	NON-CONFERENCE	0- 3	0- 2	1- 1				
0- 3	0- 0	0- 1	HOME	0- 1	0- 0	0- 1				
1- 3	0- 0	0- 1	AWAY	0- 1	0- 1	1- 0				
0- 3	0- 1	0- 0	NEUTRAL	0- 1	0- 1	0- 0				
12- 5	0- 0	0- 0	CONFERENCE	0- 0	2- 2	10- 3				
7- 1	0- 0	0- 0	HOME	0- 0	2- 0	5- 1				
5- 4	0- 0	0- 0	AWAY	0- 0	0- 2	5- 2				
0- 0	0- 0	0- 0	NEUTRAL	0- 0	0- 0	0- 0				

RPI 1-25			RPI 26-50			RPI 51-100			RPI 101+			Team's RPI: 178
RPI	S	Opponent	Score	RPI	S	Opponent	Score	RPI	S	Opponent	Score	
17	N	Louisville	53 65	35	A	St. John's (NY)	47 61	63	A	South Dakota St.	68 77	102 A Quinnipiac 71 76
				39	H	Princeton	44 77	71	H	Hofstra	67 71	102 H Quinnipiac 56 47
								92	N	Missouri St.	45 77	115 A Iona 49 69
												115 H Iona 62 61
												130 N LSU 49 72
												138 A Creighton 46 89
												182 H Delaware 50 56
												192 A Fairfield 72 57
												194 A Canisius 69 71
												219 H Siena 66 37
												234 A Manhattan 79 73
												234 H Manhattan 59 64
												267 A Monmouth 52 60
												267 H Monmouth 78 55
												286 A Rider 74 56
												286 H Rider 66 54
												305 A Niagara 82 68
												305 H Niagara 63 50
												335 A Saint Peter's 74 55
												335 H Saint Peter's 69 46
												345 A Boston U. 73 54
LAST 12 Division I GAMES:												
102	A	Quinnipiac	71 76	219	H	Siena	66 37					
194	A	Canisius	69 71	335	H	Saint Peter's	69 46					
305	A	Niagara	82 68	305	H	Niagara	63 50					
234	H	Manhattan	59 64	267	H	Monmouth	78 55					
335	A	Saint Peter's	74 55	115	H	Iona	62 61					
286	A	Rider	74 56	234	A	Manhattan	79 73					

Non-Div I Games:

Marist

■ Loss, 
■ Non-Conf, 
■ S Site, 
■ H Home 
■ A Away 
N Neutral

Average RPI Win:	152	WON-LOST	WINNING	LAST 10	STRENGTH OF	OPP. STRENGTH	TEAM	ADJ.	CONF.	ADJ CONF.
Average RPI Loss:	68	RECORD	PCT. RANK	GAMES	SCHEDULE	OF SCHEDULE	RPI	RPI	RPI	RPI
DIV. I ONLY	13- 14	181	7- 3	32	70	89	89	6	6	
DIV. I NON-CONF.	5- 6	180	0- 0	19	92	91	91	6	6	
TOTALS	RPI 1-25	RPI 26-50	W-L RECORDS	RPI 51-100	RPI 101-150	RPI 150+				
13- 14	0- 3	2- 3	OVERALL	2- 4	2- 4	7- 0				
9- 3	0- 1	2- 0	HOME	2- 1	2- 1	3- 0				
3- 11	0- 2	0- 3	AWAY	0- 3	0- 3	3- 0				
1- 0	0- 0	0- 0	NEUTRAL	0- 0	0- 0	1- 0				
5- 6	0- 2	0- 1	NON-CONFERENCE	1- 1	0- 2	4- 0				
2- 2	0- 1	0- 0	HOME	1- 0	0- 1	1- 0				
2- 4	0- 1	0- 1	AWAY	0- 1	0- 1	2- 0				
1- 0	0- 0	0- 0	NEUTRAL	0- 0	0- 0	1- 0				
8- 8	0- 1	2- 2	CONFERENCE	1- 3	2- 2	3- 0				
7- 1	0- 0	2- 0	HOME	1- 1	2- 0	2- 0				
1- 7	0- 1	0- 2	AWAY	0- 2	0- 2	1- 0				
0- 0	0- 0	0- 0	NEUTRAL	0- 0	0- 0	0- 0				

RPI 1-25				RPI 26-50				RPI 51-100				Team's RPI: 89	RPI 101+			
RPI	S	Opponent	Score	RPI	S	Opponent	Score	RPI	S	Opponent	Score		RPI	S	Opponent	Score
8	H	Oregon St.	58 65	26	A	Green Bay	55 75	52	H	Auburn	70 69		125	H	IUPUI	55 60
9	A	Arizona St.	80 90	35	A	St. John's (NY)	77 81	55	A	Villanova	60 81		138	A	Creighton	81 83
22	A	DePaul	86 91	35	H	St. John's (NY)	67 64	55	H	Villanova	75 82		138	H	Creighton	79 72
				38	A	Seton Hall	68 99	68	A	South Dakota	69 97		142	A	Xavier	66 71
				38	H	Seton Hall	89 82	90	A	Georgetown	72 75		142	H	Xavier	74 69
								90	H	Georgetown	87 72		146	A	Northern Ky.	78 83
													172	A	Milwaukee	101 81
													177	H	Wisconsin	77 61
													187	N	Richmond	98 80
													199	A	Butler	80 64
													199	H	Butler	76 69
													253	H	Providence	105 75
													300	A	FIU	95 83
LAST 12 Division I GAMES:																
				138	A	Creighton	81 83	35	H	St. John's (NY)	67 64					
				142	H	Xavier	74 69	138	H	Creighton	79 72					
				199	H	Butler	76 69	253	H	Providence	105 75					
				55	A	Villanova	60 81	199	A	Butler	80 64					
				90	A	Georgetown	72 75	142	A	Xavier	66 71					
				38	H	Seton Hall	89 82	90	H	Georgetown	87 72					

Non-Div I Games:

Marquette

Average RPI Win:	229	WON-LOST	WINNING	LAST 10	STRENGTH OF	OPP. STRENGTH	TEAM	ADJ.	CONF.	ADJ CONF.
Average RPI Loss:	103	RECORD	PCT. RANK	GAMES	SCHEDULE	OF SCHEDULE	RPI	RPI	RPI	RPI
DIV. I ONLY	14- 9	108	5- 5	214	174	150	150	11	11	
DIV. I NON-CONF.	8- 1	23	0- 0	325	341	136	136	10	10	
TOTALS	RPI 1-25	RPI 26-50	W-L RECORDS	RPI 51-100	RPI 101-150	RPI 150+				
14- 9	1- 0	0- 1	OVERALL	0- 5	3- 1	10- 2				
10- 3	1- 0	0- 0	HOME	0- 2	1- 0	8- 1				
4- 5	0- 0	0- 0	AWAY	0- 3	2- 1	2- 1				
0- 1	0- 0	0- 1	NEUTRAL	0- 0	0- 0	0- 0				
8- 1	0- 0	0- 1	NON-CONFERENCE	0- 0	1- 0	7- 0				
6- 0	0- 0	0- 0	HOME	0- 0	0- 0	6- 0				
2- 0	0- 0	0- 0	AWAY	0- 0	1- 0	1- 0				
0- 1	0- 0	0- 1	NEUTRAL	0- 0	0- 0	0- 0				
6- 8	1- 0	0- 0	CONFERENCE	0- 5	2- 1	3- 2				
4- 3	1- 0	0- 0	HOME	0- 2	1- 0	2- 1				
2- 5	0- 0	0- 0	AWAY	0- 3	1- 1	1- 1				
0- 0	0- 0	0- 0	NEUTRAL	0- 0	0- 0	0- 0				

RPI 1-25				RPI 26-50				RPI 51-100				RPI 101+ Team's RPI: 150			
RPI	S	Opponent	Score	RPI	S	Opponent	Score	RPI	S	Opponent	Score	RPI	S	Opponent	Score
24	H	UTEP	79 64	37	N	West Virginia	60 66	51	A	Western Ky.	52 81	135	A	Southern Ill.	61 55
								51	H	Western Ky.	76 80	139	A	UAB	64 61
								76	A	Middle Tenn.	54 65	145	A	Old Dominion	55 77
								79	A	Charlotte	77 87	145	H	Old Dominion	80 62
								79	H	Charlotte	61 64	173	H	Cornell	73 47
												188	A	Fla. Atlantic	73 84
												209	H	Rhode Island	72 62
												223	H	North Texas	63 71
												224	H	Rice	81 52
												256	H	Saint Francis (PA)	81 73
												262	H	UTSA	80 76
												300	A	FIU	65 58
												304	A	Morehead St.	104 101
												343	H	NJIT	63 50
												346	H	Norfolk St.	81 67
												347	H	Alabama A&M	81 45
LAST 12 Division I GAMES:															
145	A	Old Dominion	55 77	76	A	Middle Tenn.	54 65								
79	A	Charlotte	77 87	145	H	Old Dominion	80 62								
51	H	Western Ky.	76 80	79	H	Charlotte	61 64								
262	H	UTSA	80 76	224	H	Rice	81 52								
24	H	UTEP	79 64	223	H	North Texas	63 71								
139	A	UAB	64 61	300	A	FIU	65 58								

Non-Div I Games:      Brescia                      92    40                      West Va. Tech                      83    39

Marshall

Loss, Non-Conf, S Site, H Home A Away N Neutral

Maryland

Through Games Of Feb. 20, 2016

Average RPI Win: 132	WON-LOST	WINNING	LAST 10	STRENGTH OF	OPP. STRENGTH	TEAM	ADJ.	CONF.	ADJ CONF.
Average RPI Loss: 4	RECORD	PCT. RANK	GAMES	SCHEDULE	OF SCHEDULE	RPI	RPI	RPI	RPI
DIV. I ONLY	24- 3	9	6- 1	52	34	11	11	5	5
DIV. I NON-CONF.	11- 1	16	0- 0	116	157	26	26	4	4
TOTALS	RPI 1-25	RPI 26-50	W-L RECORDS	RPI 51-100	RPI 101-150	RPI 150+			
24- 3	2- 3	1- 0	OVERALL	9- 0	3- 0	9- 0			
13- 1	2- 1	1- 0	HOME	4- 0	0- 0	6- 0			
8- 1	0- 1	0- 0	AWAY	4- 0	1- 0	3- 0			
3- 1	0- 1	0- 0	NEUTRAL	1- 0	2- 0	0- 0			
11- 1	1- 1	0- 0	NON-CONFERENCE	1- 0	2- 0	7- 0			
7- 0	1- 0	0- 0	HOME	0- 0	0- 0	6- 0			
1- 0	0- 0	0- 0	AWAY	0- 0	0- 0	1- 0			
3- 1	0- 1	0- 0	NEUTRAL	1- 0	2- 0	0- 0			
13- 2	1- 2	1- 0	CONFERENCE	8- 0	1- 0	2- 0			
6- 1	1- 1	1- 0	HOME	4- 0	0- 0	0- 0			
7- 1	0- 1	0- 0	AWAY	4- 0	1- 0	2- 0			
0- 0	0- 0	0- 0	NEUTRAL	0- 0	0- 0	0- 0			

RPI	S	Opponent	Score	RPI	S	Opponent	Score	RPI	S	Opponent	Score	RPI	S	Opponent	Score
3	N	UConn	73 83	43	H	Indiana	86 63	56	A	Iowa	76 56	120	N	Pittsburgh	70 49
5	A	Ohio St.	86 94					63	N	South Dakota St.	62 55	127	A	Penn St.	89 53
5	H	Ohio St.	71 80					64	A	Purdue	87 67	145	N	Old Dominion	95 49
16	H	Syracuse	82 64					64	H	Purdue	73 59	154	A	Illinois	79 63
25	H	Michigan St.	85 76					67	A	Michigan	74 67	157	H	Detroit	97 41
								67	H	Michigan	76 56	166	H	Southern U.	94 61
								70	H	Nebraska	89 50	177	A	Wisconsin	90 65
								100	A	Northwestern	79 70	247	H	High Point	105 50
								100	H	Northwestern	80 62	251	H	Loyola Maryland	97 47
												279	H	Central Conn. St.	86 43
												293	A	UMES	106 30
												322	H	UMass Lowell	102 53
LAST 12 Division I GAMES:															
25	H	Michigan St.	85 76	43	H	Indiana	86 63								
67	H	Michigan	76 56	127	A	Penn St.	89 53								
100	A	Northwestern	79 70	177	A	Wisconsin	90 65								
64	H	Purdue	73 59	100	H	Northwestern	80 62								
5	A	Ohio St.	86 94	67	A	Michigan	74 67								
64	A	Purdue	87 67	56	A	Iowa	76 56								

Non-Div I Games:

Maryland

Loss, Non-Conf, S Site, H Home A Away N Neutral



Massachusetts

Through Games Of Feb. 20, 2016

Average RPI Win:	191	WON-LOST	WINNING	LAST 10	STRENGTH OF	OPP. STRENGTH	TEAM	ADJ.	CONF.	ADJ CONF.
Average RPI Loss:	128	RECORD	PCT. RANK	GAMES	SCHEDULE	OF SCHEDULE	RPI	RPI	RPI	RPI
DIV. I ONLY	8- 17	267	2- 5	115	114	232	232	7	7	
DIV. I NON-CONF.	6- 6	160	0- 1	256	205	203	203	8	8	
TOTALS	RPI 1-25	RPI 26-50	W-L RECORDS	RPI 51-100	RPI 101-150	RPI 150+				
8- 17	0- 1	1- 3	OVERALL	2- 3	0- 3	5- 7				
6- 6	0- 0	1- 0	HOME	2- 1	0- 2	3- 3				
2- 10	0- 1	0- 3	AWAY	0- 1	0- 1	2- 4				
0- 1	0- 0	0- 0	NEUTRAL	0- 1	0- 0	0- 0				
6- 6	0- 0	0- 1	NON-CONFERENCE	1- 1	0- 2	5- 2				
4- 1	0- 0	0- 0	HOME	1- 0	0- 1	3- 0				
2- 4	0- 0	0- 1	AWAY	0- 0	0- 1	2- 2				
0- 1	0- 0	0- 0	NEUTRAL	0- 1	0- 0	0- 0				
2- 11	0- 1	1- 2	CONFERENCE	1- 2	0- 1	0- 5				
2- 5	0- 0	1- 0	HOME	1- 1	0- 1	0- 3				
0- 6	0- 1	0- 2	AWAY	0- 1	0- 0	0- 2				
0- 0	0- 0	0- 0	NEUTRAL	0- 0	0- 0	0- 0				

RPI	S	Opponent	Score	RPI	S	Opponent	Score	RPI	S	Opponent	Score	RPI	S	Opponent	Score	Team's RPI: 232
21	A	Duquesne	64 73	36	A	St. Bonaventure	41 66	57	A	Saint Louis	49 69	103	A	Harvard	65 67	
				36	H	St. Bonaventure	69 60	59	H	Dayton	76 69	105	H	Saint Joseph's	58 62	
				41	A	George Washington	50 67	71	H	Hofstra	57 56	141	H	Buffalo	48 56	
				47	A	Duke	46 70	73	N	Ball St.	54 81	174	H	Fordham	55 60	
								81	H	VCU	66 74	176	A	Colorado	63 90	
												180	A	George Mason	59 64	
												187	H	Richmond	68 74	
												209	H	Rhode Island	79 80	
												215	H	Hartford	63 57	
												239	A	Holy Cross	74 60	
												241	A	Bryant	86 69	
												274	A	La Salle	57 66	
												279	A	Central Conn. St.	68 78	
												322	H	UMass Lowell	84 58	
												345	H	Boston U.	73 56	
LAST 12 Division I GAMES:																
				73	N	Ball St.	54 81	180	A	George Mason	59 64					
				59	H	Dayton	76 69	209	H	Rhode Island	79 80					
				36	H	St. Bonaventure	69 60	41	A	George Washington	50 67					
				274	A	La Salle	57 66	187	H	Richmond	68 74					
				174	H	Fordham	55 60	57	A	Saint Louis	49 69					
				21	A	Duquesne	64 73	36	A	St. Bonaventure	41 66					

Non-Div I Games:

Massachusetts

Loss, Non-Conf, S Site, H Home A Away N Neutral

Average RPI Win:	254	WON-LOST	WINNING	LAST 10	STRENGTH OF	OPP. STRENGTH	TEAM	ADJ.	CONF.	ADJ CONF.
Average RPI Loss:	146	RECORD	PCT. RANK	GAMES	SCHEDULE	OF SCHEDULE	RPI	RPI	RPI	RPI
DIV. I ONLY	14- 10	125	6- 4	273	214	163	163	27	27	
DIV. I NON-CONF.	5- 4	138	0- 0	124	73	89	89	26	26	
TOTALS	RPI 1-25	RPI 26-50	W-L RECORDS	RPI 51-100	RPI 101-150	RPI 150+				
14- 10	0- 1	0- 0	OVERALL	0- 3	1- 2	13- 4				
8- 2	0- 0	0- 0	HOME	0- 0	1- 1	7- 1				
5- 8	0- 1	0- 0	AWAY	0- 3	0- 1	5- 3				
1- 0	0- 0	0- 0	NEUTRAL	0- 0	0- 0	1- 0				
5- 4	0- 1	0- 0	NON-CONFERENCE	0- 2	0- 0	5- 1				
2- 0	0- 0	0- 0	HOME	0- 0	0- 0	2- 0				
2- 4	0- 1	0- 0	AWAY	0- 2	0- 0	2- 1				
1- 0	0- 0	0- 0	NEUTRAL	0- 0	0- 0	1- 0				
9- 6	0- 0	0- 0	CONFERENCE	0- 1	1- 2	8- 3				
6- 2	0- 0	0- 0	HOME	0- 0	1- 1	5- 1				
3- 4	0- 0	0- 0	AWAY	0- 1	0- 1	3- 2				
0- 0	0- 0	0- 0	NEUTRAL	0- 0	0- 0	0- 0				

RPI 1-25				RPI 26-50				RPI 51-100				RPI 101+ Team's RPI: 163			
RPI	S	Opponent	Score	RPI	S	Opponent	Score	RPI	S	Opponent	Score	RPI	S	Opponent	Score
4	A	Baylor	46 105					53	A	Chattanooga	53 68	108	H	Central Ark.	56 70
								60	A	Abilene Christian	62 79	129	A	Northwestern St.	64 85
								83	A	Tulane	55 74	129	H	Northwestern St.	78 74
												152	A	UT Arlington	63 57
												162	A	Ole Miss	56 96
												171	A	Louisiana Tech	74 71
												214	A	Stephen F. Austin	55 80
												224	H	Rice	61 53
												225	N	Dartmouth	78 56
												235	H	Sam Houston St.	82 79
												246	A	Houston Baptist	71 64
												283	H	Lamar	92 84
												290	H	La.-Monroe	72 62
												312	H	A&M-Corpus Christi	72 51
												313	A	Southeastern La.	83 74
												313	H	Southeastern La.	96 79
												319	A	Nicholls St.	81 85
												330	H	Incarinate Word	55 68
												332	A	New Orleans	77 74
												332	H	New Orleans	92 63
LAST 12 Division I GAMES:															
283	H	Lamar	92 84	332	A	New Orleans	77 74								
108	H	Central Ark.	56 70	313	H	Southeastern La.	96 79								
129	A	Northwestern St.	64 85	129	H	Northwestern St.	78 74								
313	A	Southeastern La.	83 74	330	H	Incarinate Word	55 68								
319	A	Nicholls St.	81 85	235	H	Sam Houston St.	82 79								
332	H	New Orleans	92 63	60	A	Abilene Christian	62 79								

Non-Div I Games: Southern-N.O. 97 61 Louisiana Col. 73 59 Loyola (LA) 70 69

McNeese St.

Loss, Non-Conf, S Site, H Home A Away N Neutral

Average RPI Win:	177	WON-LOST	WINNING	LAST 10	STRENGTH OF	OPP. STRENGTH	TEAM	ADJ.	CONF.	ADJ CONF.
Average RPI Loss:	95	RECORD	PCT. RANK	GAMES	SCHEDULE	OF SCHEDULE	RPI	RPI	RPI	RPI
DIV. I ONLY	16- 10	103	7- 3	133	73	106	106	9	9	
DIV. I NON-CONF.	6- 5	146	0- 0	149	90	153	153	7	7	
TOTALS	RPI 1-25	RPI 26-50	W-L RECORDS	RPI 51-100	RPI 101-150	RPI 150+				
16- 10	0- 2	1- 1	OVERALL	4- 3	1- 1	10- 3				
11- 4	0- 1	1- 1	HOME	3- 1	1- 0	6- 1				
5- 6	0- 1	0- 0	AWAY	1- 2	0- 1	4- 2				
0- 0	0- 0	0- 0	NEUTRAL	0- 0	0- 0	0- 0				
6- 5	0- 0	0- 1	NON-CONFERENCE	2- 2	1- 1	3- 1				
5- 2	0- 0	0- 1	HOME	1- 1	1- 0	3- 0				
1- 3	0- 0	0- 0	AWAY	1- 1	0- 1	0- 1				
0- 0	0- 0	0- 0	NEUTRAL	0- 0	0- 0	0- 0				
10- 5	0- 2	1- 0	CONFERENCE	2- 1	0- 0	7- 2				
6- 2	0- 1	1- 0	HOME	2- 0	0- 0	3- 1				
4- 3	0- 1	0- 0	AWAY	0- 1	0- 0	4- 1				
0- 0	0- 0	0- 0	NEUTRAL	0- 0	0- 0	0- 0				

RPI	S	Opponent	Score	RPI	S	Opponent	Score	RPI	S	Opponent	Score	RPI	S	Opponent	Score	Team's RPI: 106
3	A	UConn	40 83	41	H	George Washington	62 68	57	H	Saint Louis	57 63	126	A	Little Rock	53 61	
3	H	UConn	46 86	42	H	South Fla.	88 87	69	A	Temple	58 82	135	H	Southern Ill.	61 58	
								69	H	Temple	100 97	154	H	Illinois	81 75	
								78	A	Minnesota	60 70	161	A	East Carolina	79 78	
								82	A	Central Mich.	64 61	170	A	SMU	49 58	
								83	H	Tulane	83 67	189	A	Tulsa	69 58	
								90	H	Georgetown	57 53	189	H	Tulsa	59 65	
												195	A	Cincinnati	64 47	
												195	H	Cincinnati	54 51	
												212	A	Kansas	63 72	
												266	A	UCF	69 52	
												266	H	UCF	75 59	
												280	H	Houston	74 57	
												288	H	Jacksonville St.	70 55	
												341	H	Eastern Ill.	80 49	
LAST 12 Division I GAMES:																
69	H	Temple	100 97	189	A	Tulsa	69 58									
161	A	East Carolina	79 78	42	H	South Fla.	88 87									
266	A	UCF	69 52	170	A	SMU	49 58									
195	H	Cincinnati	54 51	3	H	UConn	46 86									
3	A	UConn	40 83	189	H	Tulsa	59 65									
266	H	UCF	75 59	195	A	Cincinnati	64 47									

Non-Div I Games:

Memphis

■ Loss, 
 ■ Non-Conf, 
 ■ S Site, 
 ■ H Home 
 ■ A Away 
 N Neutral

Average RPI Win:	248	WON-LOST	WINNING	LAST 10	STRENGTH OF	OPP. STRENGTH	TEAM	ADJ.	CONF.	ADJ CONF.
Average RPI Loss:	74	RECORD	PCT. RANK	GAMES	SCHEDULE	OF SCHEDULE	RPI	RPI	RPI	RPI
DIV. I ONLY	18- 7	62	8- 2	226	205	111	111	17	17	
DIV. I NON-CONF.	8- 5	120	0- 0	224	269	154	154	15	15	
TOTALS	RPI 1-25	RPI 26-50	W-L RECORDS	RPI 51-100	RPI 101-150	RPI 150+				
18- 7	0- 2	0- 0	OVERALL	1- 3	2- 1	15- 1				
8- 3	0- 0	0- 0	HOME	1- 1	1- 1	6- 1				
9- 3	0- 2	0- 0	AWAY	0- 1	1- 0	8- 0				
1- 1	0- 0	0- 0	NEUTRAL	0- 1	0- 0	1- 0				
8- 5	0- 2	0- 0	NON-CONFERENCE	0- 2	0- 1	8- 0				
4- 2	0- 0	0- 0	HOME	0- 1	0- 1	4- 0				
3- 2	0- 2	0- 0	AWAY	0- 0	0- 0	3- 0				
1- 1	0- 0	0- 0	NEUTRAL	0- 1	0- 0	1- 0				
10- 2	0- 0	0- 0	CONFERENCE	1- 1	2- 0	7- 1				
4- 1	0- 0	0- 0	HOME	1- 0	1- 0	2- 1				
6- 1	0- 0	0- 0	AWAY	0- 1	1- 0	5- 0				
0- 0	0- 0	0- 0	NEUTRAL	0- 0	0- 0	0- 0				

RPI 1-25				RPI 26-50				RPI 51-100				RPI 101+ Team's RPI: 111			
RPI	S	Opponent	Score	RPI	S	Opponent	Score	RPI	S	Opponent	Score	RPI	S	Opponent	Score
13	A	Florida St.	36 79					53	A	Chattanooga	45 67	112	A	Samford	63 60
23	A	Georgia	44 57					53	H	Chattanooga	67 44	112	H	Samford	63 61
								57	H	Saint Louis	60 68	135	H	Southern Ill.	52 55
								79	N	Charlotte	62 72	156	A	ETSU	61 45
												156	H	ETSU	53 55
												217	H	Col. of Charleston	66 58
												222	A	Furman	61 50
												273	A	Tennessee Tech	63 47
												278	H	Ga. Southern	62 50
												288	H	Jacksonville St.	46 39
												289	A	Florida A&M	54 50
												292	A	Kennesaw St.	72 61
												297	A	UNCG	86 78
												297	H	UNCG	81 47
												306	A	Wofford	70 61
												309	A	Western Caro.	92 88
												309	H	Western Caro.	63 42
												321	H	North Florida	68 54
												331	N	Howard	70 53
LAST 12 Division I GAMES:															
53	A	Chattanooga	45 67	306	A	Wofford	70 61								
156	A	ETSU	61 45	156	H	ETSU	53 55								
112	H	Samford	63 61	53	H	Chattanooga	67 44								
297	H	UNCG	81 47	112	A	Samford	63 60								
309	H	Western Caro.	63 42	309	A	Western Caro.	92 88								
222	A	Furman	61 50	297	A	UNCG	86 78								

Non-Div I Games: Faulkner 86 33 Coastal Ga. 87 48

Mercer

Loss, Non-Conf, S Site, H Home A Away N Neutral

Average RPI Win:	157	WON-LOST	WINNING	LAST 10	STRENGTH OF	OPP. STRENGTH	TEAM	ADJ.	CONF.	ADJ CONF.
Average RPI Loss:	25	RECORD	PCT. RANK	GAMES	SCHEDULE	OF SCHEDULE	RPI	RPI	RPI	RPI
DIV. I ONLY	21- 5	28	7- 3	74	54	28	28	4	4	
DIV. I NON-CONF.	12- 1	9	0- 0	177	144	39	39	5	5	
TOTALS	RPI 1-25	RPI 26-50	W-L RECORDS	RPI 51-100	RPI 101-150	RPI 150+				
21- 5	0- 4	3- 0	OVERALL	2- 1	7- 0	9- 0				
12- 2	0- 2	2- 0	HOME	0- 0	3- 0	7- 0				
8- 2	0- 1	0- 0	AWAY	2- 1	4- 0	2- 0				
1- 1	0- 1	1- 0	NEUTRAL	0- 0	0- 0	0- 0				
12- 1	0- 1	1- 0	NON-CONFERENCE	1- 0	2- 0	8- 0				
8- 0	0- 0	0- 0	HOME	0- 0	1- 0	7- 0				
3- 0	0- 0	0- 0	AWAY	1- 0	1- 0	1- 0				
1- 1	0- 1	1- 0	NEUTRAL	0- 0	0- 0	0- 0				
9- 4	0- 3	2- 0	CONFERENCE	1- 1	5- 0	1- 0				
4- 2	0- 2	2- 0	HOME	0- 0	2- 0	0- 0				
5- 2	0- 1	0- 0	AWAY	1- 1	3- 0	1- 0				
0- 0	0- 0	0- 0	NEUTRAL	0- 0	0- 0	0- 0				

RPI 1-25				RPI 26-50				Team's RPI: 28	RPI 51-100				RPI 101+			
RPI	S	Opponent	Score	RPI	S	Opponent	Score		RPI	S	Opponent	Score	RPI	S	Opponent	Score
1	A	Notre Dame	69 90	43	N	Indiana	89 75		79	A	Charlotte	77 70	104	H	Wright St.	80 67
4	N	Baylor	81 88	46	H	North Carolina St.	73 44		86	A	Georgia Tech	58 55	113	H	Wake Forest	71 60
13	H	Florida St.	58 69	47	H	Duke	61 53		91	A	Virginia	56 76	114	A	Boston College	67 62
16	H	Syracuse	51 57										117	A	North Carolina	76 61
													120	H	Pittsburgh	79 55
													121	A	Virginia Tech	57 45
													145	A	Old Dominion	61 35
													154	H	Illinois	73 64
													169	A	Loyola Chicago	77 50
													172	H	Milwaukee	77 38
													248	A	Clemson	83 49
													259	H	Bethune-Cookman	55 47
													263	H	Coppin St.	78 59
													274	H	La Salle	86 58
													300	H	FIU	83 55
													322	H	UMass Lowell	84 53
LAST 12 Division I GAMES:																
1	A	Notre Dame	69 90	13	H	Florida St.	58 69									
86	A	Georgia Tech	58 55	117	A	North Carolina	76 61									
47	H	Duke	61 53	113	H	Wake Forest	71 60									
114	A	Boston College	67 62	248	A	Clemson	83 49									
16	H	Syracuse	51 57	120	H	Pittsburgh	79 55									
121	A	Virginia Tech	57 45	91	A	Virginia	56 76									

Non-Div I Games:

Miami (FL)

■ Loss, 
■ Non-Conf, S Site, 
■ Home 
■ Away 
N Neutral

Average RPI Win:	267	WON-LOST	WINNING	LAST 10	STRENGTH OF	OPP. STRENGTH	TEAM	ADJ.	CONF.	ADJ CONF.
Average RPI Loss:	127	RECORD	PCT. RANK	GAMES	SCHEDULE	OF SCHEDULE	RPI	RPI	RPI	RPI
DIV. I ONLY	9- 16	254	2- 8	205	169	265	265	12	12	
DIV. I NON-CONF.	6- 5	146	0- 0	303	236	235	235	13	13	
TOTALS	RPI 1-25	RPI 26-50	W-L RECORDS	RPI 51-100	RPI 101-150	RPI 150+				
9- 16	0- 0	0- 1	OVERALL	0- 7	1- 4	8- 4				
7- 6	0- 0	0- 0	HOME	0- 3	1- 1	6- 2				
1- 10	0- 0	0- 1	AWAY	0- 4	0- 3	1- 2				
1- 0	0- 0	0- 0	NEUTRAL	0- 0	0- 0	1- 0				
6- 5	0- 0	0- 0	NON-CONFERENCE	0- 2	0- 1	6- 2				
4- 2	0- 0	0- 0	HOME	0- 0	0- 1	4- 1				
1- 3	0- 0	0- 0	AWAY	0- 2	0- 0	1- 1				
1- 0	0- 0	0- 0	NEUTRAL	0- 0	0- 0	1- 0				
3- 11	0- 0	0- 1	CONFERENCE	0- 5	1- 3	2- 2				
3- 4	0- 0	0- 0	HOME	0- 3	1- 0	2- 1				
0- 7	0- 0	0- 1	AWAY	0- 2	0- 3	0- 1				
0- 0	0- 0	0- 0	NEUTRAL	0- 0	0- 0	0- 0				

RPI	S	Opponent	Score	RPI	S	Opponent	Score	RPI	S	Opponent	Score	RPI	S	Opponent	Score	Team's RPI: 265
				27	A	Ohio	44 72	67	A	Michigan	55 97	118	A	Western Mich.	66 80	
								73	A	Ball St.	41 66	131	A	Akron	65 77	
								82	A	Central Mich.	54 77	141	A	Buffalo	39 58	
								82	H	Central Mich.	58 72	141	H	Buffalo	69 58	
								88	A	UT Martin	47 74	146	H	Northern Ky.	57 71	
								96	H	Eastern Mich.	46 70	185	H	Eastern Ky.	72 77	
								98	H	Toledo	50 55	188	A	Fla. Atlantic	65 68	
												205	H	Oakland	65 54	
												243	A	Valparaiso	75 72	
												254	H	Bowling Green	58 64	
												258	A	Northern Ill.	73 92	
												258	H	Northern Ill.	66 60	
												268	H	Austin Peay	75 60	
												304	H	Morehead St.	59 57	
												324	H	Kent St.	55 52	
												327	N	LIU Brooklyn	68 49	
												329	H	Evansville	91 85	
LAST 12 Division I GAMES:																
141	A	Buffalo	39 58	82	A	Central Mich.	54 77									
27	A	Ohio	44 72	141	H	Buffalo	69 58									
96	H	Eastern Mich.	46 70	82	H	Central Mich.	58 72									
258	A	Northern Ill.	73 92	118	A	Western Mich.	66 80									
131	A	Akron	65 77	98	H	Toledo	50 55									
324	H	Kent St.	55 52	73	A	Ball St.	41 66									

Non-Div I Games:

Miami (OH)

■ Loss, 
 ■ Non-Conf, 
 ■ S Site, 
 ■ Home 
 ■ A Away 
 N Neutral

Average RPI Win:	147	WON-LOST	WINNING	LAST 10	STRENGTH OF	OPP. STRENGTH	TEAM	ADJ.	CONF.	ADJ CONF.
Average RPI Loss:	39	RECORD	PCT. RANK	GAMES	SCHEDULE	OF SCHEDULE	RPI	RPI	RPI	RPI
DIV. I ONLY	16- 11	121	5- 5	27	43	67	67	5	5	
DIV. I NON-CONF.	8- 3	77	0- 0	79	151	69	69	4	4	
TOTALS	RPI 1-25	RPI 26-50	W-L RECORDS	RPI 51-100	RPI 101-150	RPI 150+				
16- 11	0- 5	0- 2	OVERALL	4- 4	5- 0	7- 0				
12- 5	0- 3	0- 0	HOME	2- 2	4- 0	6- 0				
4- 6	0- 2	0- 2	AWAY	2- 2	1- 0	1- 0				
0- 0	0- 0	0- 0	NEUTRAL	0- 0	0- 0	0- 0				
8- 3	0- 1	0- 1	NON-CONFERENCE	0- 1	3- 0	5- 0				
7- 1	0- 1	0- 0	HOME	0- 0	3- 0	4- 0				
1- 2	0- 0	0- 1	AWAY	0- 1	0- 0	1- 0				
0- 0	0- 0	0- 0	NEUTRAL	0- 0	0- 0	0- 0				
8- 8	0- 4	0- 1	CONFERENCE	4- 3	2- 0	2- 0				
5- 4	0- 2	0- 0	HOME	2- 2	1- 0	2- 0				
3- 4	0- 2	0- 1	AWAY	2- 1	1- 0	0- 0				
0- 0	0- 0	0- 0	NEUTRAL	0- 0	0- 0	0- 0				

RPI 1-25				RPI 26-50				RPI 51-100				RPI 101+			
RPI	S	Opponent	Score	RPI	S	Opponent	Score	RPI	S	Opponent	Score	RPI	S	Opponent	Score
5	H	Ohio St.	93 97	39	A	Princeton	57 74	56	A	Iowa	69 85	120	H	Pittsburgh	82 45
7	H	UCLA	77 86	43	A	Indiana	69 77	56	H	Iowa	82 75	127	A	Penn St.	91 87
11	A	Maryland	56 76					64	A	Purdue	68 61	127	H	Penn St.	78 73
11	H	Maryland	67 74					64	H	Purdue	63 65	142	H	Xavier	92 54
25	A	Michigan St.	64 85					70	H	Nebraska	81 93	148	H	Oral Roberts	61 44
								78	A	Minnesota	93 86	154	H	Illinois	96 83
								78	H	Minnesota	92 76	157	A	Detroit	88 61
								96	A	Eastern Mich.	63 64	177	H	Wisconsin	82 65
												204	H	USC Upstate	119 61
												215	H	Hartford	83 47
												244	H	Binghamton	90 62
												265	H	Miami (OH)	97 55
LAST 12 Division I GAMES:															
127	H	Penn St.	78 73	78	H	Minnesota	92 76								
11	A	Maryland	56 76	56	A	Iowa	69 85								
64	A	Purdue	68 61	70	H	Nebraska	81 93								
177	H	Wisconsin	82 65	5	H	Ohio St.	93 97								
154	H	Illinois	96 83	127	A	Penn St.	91 87								
25	A	Michigan St.	64 85	11	H	Maryland	67 74								

Non-Div I Games:

Michigan

■ Loss, 
■ Non-Conf, 
■ S Site, 
■ H Home 
■ A Away 
N Neutral

Average RPI Win:	122	WON-LOST	WINNING	LAST 10	STRENGTH OF	OPP. STRENGTH	TEAM	ADJ.	CONF.	ADJ CONF.
Average RPI Loss:	40	RECORD	PCT. RANK	GAMES	SCHEDULE	OF SCHEDULE	RPI	RPI	RPI	RPI
DIV. I ONLY	19- 7	53	4- 3	51	16	25	25	5	5	
DIV. I NON-CONF.	9- 2	37	0- 0	48	65	28	28	4	4	
TOTALS	RPI 1-25	RPI 26-50	W-L RECORDS	RPI 51-100	RPI 101-150	RPI 150+				
19- 7	1- 4	2- 1	OVERALL	5- 1	3- 1	8- 0				
11- 2	1- 1	1- 0	HOME	4- 0	1- 1	4- 0				
7- 4	0- 2	1- 1	AWAY	1- 1	2- 0	3- 0				
1- 1	0- 1	0- 0	NEUTRAL	0- 0	0- 0	1- 0				
9- 2	1- 2	0- 0	NON-CONFERENCE	0- 0	2- 0	6- 0				
5- 1	1- 1	0- 0	HOME	0- 0	1- 0	3- 0				
3- 0	0- 0	0- 0	AWAY	0- 0	1- 0	2- 0				
1- 1	0- 1	0- 0	NEUTRAL	0- 0	0- 0	1- 0				
10- 5	0- 2	2- 1	CONFERENCE	5- 1	1- 1	2- 0				
6- 1	0- 0	1- 0	HOME	4- 0	0- 1	1- 0				
4- 4	0- 2	1- 1	AWAY	1- 1	1- 0	1- 0				
0- 0	0- 0	0- 0	NEUTRAL	0- 0	0- 0	0- 0				

RPI 1-25				Team's RPI: 25		RPI 26-50				RPI 51-100				RPI 101+			
RPI	S	Opponent	Score	RPI	S	Opponent	Score	RPI	S	Opponent	Score	RPI	S	Opponent	Score		
4	N	Baylor	76 84	43	A	Indiana	65 81	56	A	Iowa	74 69	118	H	Western Mich.	78 40		
5	A	Ohio St.	80 85	50	A	Rutgers	70 67	56	H	Iowa	80 73	127	A	Penn St.	71 55		
11	A	Maryland	76 85	50	H	Rutgers	59 48	64	H	Purdue	68 56	127	H	Penn St.	61 65		
17	H	Louisville	78 85					67	H	Michigan	85 64	147	A	Davidson	73 44		
23	H	Georgia	66 45					70	A	Nebraska	66 73	157	H	Detroit	81 42		
								100	H	Northwestern	74 51	159	A	Northeastern	77 51		
												169	H	Loyola Chicago	76 47		
												177	A	Wisconsin	77 54		
												177	H	Wisconsin	77 67		
												195	N	Cincinnati	103 63		
												205	A	Oakland	82 62		
												229	H	Idaho St.	79 60		
LAST 12 Division I GAMES:																	
				11	A	Maryland	76 85	177	A	Wisconsin	77 54						
				50	A	Rutgers	70 67	64	H	Purdue	68 56						
				70	A	Nebraska	66 73	50	H	Rutgers	59 48						
				127	H	Penn St.	61 65	56	H	Iowa	80 73						
				56	A	Iowa	74 69	43	A	Indiana	65 81						
				67	H	Michigan	85 64	100	H	Northwestern	74 51						

Non-Div I Games:

Michigan St.



Average RPI Win:	188	WON-LOST	WINNING	LAST 10	STRENGTH OF	OPP. STRENGTH	TEAM	ADJ.	CONF.	ADJ CONF.
Average RPI Loss:	77	RECORD	PCT. RANK	GAMES	SCHEDULE	OF SCHEDULE	RPI	RPI	RPI	RPI
DIV. I ONLY	17- 7	67	9- 1	119	99	76	76	11	11	
DIV. I NON-CONF.	6- 5	146	0- 0	126	81	124	124	10	10	
TOTALS	RPI 1-25	RPI 26-50	W-L RECORDS	RPI 51-100	RPI 101-150	RPI 150+				
17- 7	0- 2	0- 1	OVERALL	3- 2	4- 1	10- 1				
9- 3	0- 1	0- 0	HOME	3- 1	3- 1	3- 0				
8- 3	0- 0	0- 1	AWAY	0- 0	1- 0	7- 0				
0- 1	0- 0	0- 0	NEUTRAL	0- 0	0- 0	0- 1				
6- 5	0- 1	0- 1	NON-CONFERENCE	1- 2	1- 0	4- 1				
3- 2	0- 1	0- 0	HOME	1- 1	0- 0	2- 0				
3- 2	0- 0	0- 1	AWAY	0- 1	1- 0	2- 0				
0- 1	0- 0	0- 0	NEUTRAL	0- 0	0- 0	0- 1				
11- 2	0- 1	0- 0	CONFERENCE	2- 0	3- 1	6- 0				
6- 1	0- 0	0- 0	HOME	2- 0	3- 1	1- 0				
5- 1	0- 1	0- 0	AWAY	0- 0	0- 0	5- 0				
0- 0	0- 0	0- 0	NEUTRAL	0- 0	0- 0	0- 0				

RPI 1-25				RPI 26-50				RPI 51-100				RPI 101+			
RPI	S	Opponent	Score	RPI	S	Opponent	Score	RPI	S	Opponent	Score	RPI	S	Opponent	Score
14	H	Kentucky	52 68	27	A	Ohio	49 72	51	H	Western Ky.	83 75	139	H	UAB	68 40
24	A	UTEP	73 84					79	H	Charlotte	72 67	142	A	Xavier	62 53
								82	A	Central Mich.	59 81	145	H	Old Dominion	58 61
								91	H	Virginia	66 70	149	H	Southern Miss.	74 44
								92	H	Missouri St.	70 54	150	H	Marshall	65 54
												155	N	Alabama	46 64
												162	H	Ole Miss	84 75
												171	H	Louisiana Tech	68 57
												188	A	Fla. Atlantic	83 73
												223	A	North Texas	76 52
												224	A	Rice	61 60
												262	A	UTSA	74 63
												268	A	Austin Peay	86 55
												273	H	Tennessee Tech	69 53
												300	A	FIU	85 62
												323	A	Nevada	90 46
LAST 12 Division I GAMES:															
149	H	Southern Miss.	74 44	224	A	Rice	61 60								
171	H	Louisiana Tech	68 57	223	A	North Texas	76 52								
300	A	FIU	85 62	145	H	Old Dominion	58 61								
188	A	Fla. Atlantic	83 73	79	H	Charlotte	72 67								
51	H	Western Ky.	83 75	262	A	UTSA	74 63								
150	H	Marshall	65 54	24	A	UTEP	73 84								

Non-Div I Games:

Middle Tenn.

■ Loss, 
 ■ Non-Conf, S Site, 
 ■ Home 
 ■ Away 
 N Neutral

Average RPI Win:	251	WON-LOST	WINNING	LAST 10	STRENGTH OF	OPP. STRENGTH	TEAM	ADJ.	CONF.	ADJ CONF.
Average RPI Loss:	117	RECORD	PCT. RANK	GAMES	SCHEDULE	OF SCHEDULE	RPI	RPI	RPI	RPI
DIV. I ONLY	15- 10	114	7- 3	288	149	172	172	14	14	
DIV. I NON-CONF.	6- 5	146	0- 0	346	171	269	269	16	16	
TOTALS	RPI 1-25	RPI 26-50	W-L RECORDS	RPI 51-100	RPI 101-150	RPI 150+				
15- 10	0- 0	0- 3	OVERALL	0- 2	2- 2	13- 3				
7- 5	0- 0	0- 1	HOME	0- 1	0- 1	7- 2				
7- 5	0- 0	0- 2	AWAY	0- 1	2- 1	5- 1				
1- 0	0- 0	0- 0	NEUTRAL	0- 0	0- 0	1- 0				
6- 5	0- 0	0- 1	NON-CONFERENCE	0- 2	0- 0	6- 2				
3- 2	0- 0	0- 0	HOME	0- 1	0- 0	3- 1				
2- 3	0- 0	0- 1	AWAY	0- 1	0- 0	2- 1				
1- 0	0- 0	0- 0	NEUTRAL	0- 0	0- 0	1- 0				
9- 5	0- 0	0- 2	CONFERENCE	0- 0	2- 2	7- 1				
4- 3	0- 0	0- 1	HOME	0- 0	0- 1	4- 1				
5- 2	0- 0	0- 1	AWAY	0- 0	2- 1	3- 0				
0- 0	0- 0	0- 0	NEUTRAL	0- 0	0- 0	0- 0				

RPI S	Opponent	Score	RPI S	Opponent	Score	RPI S	Opponent	Score	RPI S	Opponent	Score	Team's RPI: 172
26	A Green Bay	46 69	26	H Green Bay	42 63	89	H Marquette	81 101	104	A Wright St.	82 60	
28	A Miami (FL)	38 77				100	A Northwestern	44 69	132	A Youngstown St.	67 69	
									132	H Youngstown St.	62 70	
									146	A Northern Ky.	86 60	
									157	H Detroit	79 89	
									188	A Fla. Atlantic	67 71	
									205	H Oakland	77 64	
									218	A Ill.-Chicago	62 56	
									218	H Ill.-Chicago	54 53	
									243	A Valparaiso	70 60	
									243	H Valparaiso	82 60	
									258	H Northern Ill.	73 58	
									274	N La Salle	69 53	
									277	A Cleveland St.	62 46	
									277	H Cleveland St.	59 58	
									296	H Denver	49 56	
									302	H UMKC	70 48	
									317	H IPFW	73 60	
									340	A Chicago St.	55 48	
									341	A Eastern Ill.	82 71	
LAST 12 Division I GAMES:												
218	A Ill.-Chicago	62 56	157	H Detroit	79 89							
243	A Valparaiso	70 60	146	A Northern Ky.	86 60							
132	H Youngstown St.	62 70	104	A Wright St.	82 60							
277	H Cleveland St.	59 58	243	H Valparaiso	82 60							
26	A Green Bay	46 69	218	H Ill.-Chicago	54 53							
205	H Oakland	77 64	277	A Cleveland St.	62 46							

Non-Div I Games:

Milwaukee

■ Loss, 
 ■ Non-Conf, 
 ■ S Site, 
 ■ H Home 
 ■ A Away 
 N Neutral

Average RPI Win:	154	WON-LOST	WINNING	LAST 10	STRENGTH OF	OPP. STRENGTH	TEAM	ADJ.	CONF.	ADJ CONF.
Average RPI Loss:	71	RECORD	PCT. RANK	GAMES	SCHEDULE	OF SCHEDULE	RPI	RPI	RPI	RPI
DIV. I ONLY	18- 8	74	8- 2	131	44	78	78	5	5	
DIV. I NON-CONF.	8- 3	77	0- 0	223	201	127	127	4	4	
TOTALS	RPI 1-25	RPI 26-50	W-L RECORDS	RPI 51-100	RPI 101-150	RPI 150+				
18- 8	0- 0	2- 3	OVERALL	5- 4	3- 0	8- 1				
13- 2	0- 0	2- 0	HOME	4- 1	3- 0	4- 1				
4- 5	0- 0	0- 3	AWAY	1- 2	0- 0	3- 0				
1- 1	0- 0	0- 0	NEUTRAL	0- 1	0- 0	1- 0				
8- 3	0- 0	0- 1	NON-CONFERENCE	1- 1	2- 0	5- 1				
6- 1	0- 0	0- 0	HOME	1- 0	2- 0	3- 1				
1- 1	0- 0	0- 1	AWAY	0- 0	0- 0	1- 0				
1- 1	0- 0	0- 0	NEUTRAL	0- 1	0- 0	1- 0				
10- 5	0- 0	2- 2	CONFERENCE	4- 3	1- 0	3- 0				
7- 1	0- 0	2- 0	HOME	3- 1	1- 0	1- 0				
3- 4	0- 0	0- 2	AWAY	1- 2	0- 0	2- 0				
0- 0	0- 0	0- 0	NEUTRAL	0- 0	0- 0	0- 0				

RPI 1-25				RPI 26-50				RPI 51-100				Team's RPI: 78	RPI 101+			
RPI	S	Opponent	Score	RPI	S	Opponent	Score	RPI	S	Opponent	Score		RPI	S	Opponent	Score
				43	A	Indiana	79 93	52	N	Auburn	79 81		106	H	Memphis	70 60
				43	H	Indiana	78 76	56	H	Iowa	78 76		116	H	North Dakota	57 47
				47	A	Duke	64 84	64	A	Purdue	72 84		127	H	Penn St.	98 85
				50	A	Rutgers	55 66	67	A	Michigan	76 92		154	A	Illinois	106 75
				50	H	Rutgers	85 72	67	H	Michigan	86 93		154	H	Illinois	82 77
								70	H	Nebraska	110 73		177	A	Wisconsin	84 77
								72	H	Maine	91 64		181	H	New Mexico	53 72
								100	A	Northwestern	112 106		193	N	Stetson	72 69
								100	H	Northwestern	95 92		287	H	Towson	105 86
													306	H	Wofford	98 54
													324	A	Kent St.	85 73
													343	H	NJIT	83 50
LAST 12 Division I GAMES:																
				43	A	Indiana	79 93	154	H	Illinois	82 77					
				56	H	Iowa	78 76	177	A	Wisconsin	84 77					
				70	H	Nebraska	110 73	100	H	Northwestern	95 92					
				100	A	Northwestern	112 106	43	H	Indiana	78 76					
				50	H	Rutgers	85 72	64	A	Purdue	72 84					
				67	A	Michigan	76 92	67	H	Michigan	86 93					

Non-Div I Games:

Minnesota

■ Loss, 
■ Non-Conf, 
■ S Site, 
■ H Home 
■ A Away 
N Neutral

Average RPI Win:	155	WON-LOST	WINNING	LAST 10	STRENGTH OF	OPP. STRENGTH	TEAM	ADJ.	CONF.	ADJ CONF.
Average RPI Loss:	16	RECORD	PCT. RANK	GAMES	SCHEDULE	OF SCHEDULE	RPI	RPI	RPI	RPI
DIV. I ONLY	21- 6	33	5- 5	65	59	32	32	2	2	
DIV. I NON-CONF.	13- 1	8	0- 0	221	232	47	47	2	2	
TOTALS	RPI 1-25	RPI 26-50	W-L RECORDS	RPI 51-100	RPI 101-150	RPI 150+				
21- 6	2- 5	2- 1	OVERALL	2- 0	6- 0	9- 0				
13- 2	1- 2	1- 0	HOME	1- 0	3- 0	7- 0				
4- 4	1- 3	0- 1	AWAY	0- 0	2- 0	1- 0				
4- 0	0- 0	1- 0	NEUTRAL	1- 0	1- 0	1- 0				
13- 1	0- 1	1- 0	NON-CONFERENCE	1- 0	3- 0	8- 0				
8- 0	0- 0	0- 0	HOME	0- 0	2- 0	6- 0				
1- 1	0- 1	0- 0	AWAY	0- 0	0- 0	1- 0				
4- 0	0- 0	1- 0	NEUTRAL	1- 0	1- 0	1- 0				
8- 5	2- 4	1- 1	CONFERENCE	1- 0	3- 0	1- 0				
5- 2	1- 2	1- 0	HOME	1- 0	1- 0	1- 0				
3- 3	1- 2	0- 1	AWAY	0- 0	2- 0	0- 0				
0- 0	0- 0	0- 0	NEUTRAL	0- 0	0- 0	0- 0				

RPI 1-25				RPI 26-50				Team's RPI: 32	RPI 51-100				RPI 101+			
RPI	S	Opponent	Score	RPI	S	Opponent	Score		RPI	S	Opponent	Score	RPI	S	Opponent	Score
2	H	South Carolina	51 57	33	A	Missouri	54 66		52	H	Auburn	60 45	112	H	Samford	68 47
6	A	Texas	47 53	33	H	Missouri	52 42		62	N	FGCU	65 60	118	N	Western Mich.	90 68
14	H	Kentucky	60 83	42	N	South Fla.	68 58						130	A	LSU	71 52
15	A	Texas A&M	58 64										133	A	Arkansas	65 55
18	H	Tennessee	65 63										133	H	Arkansas	80 55
20	A	Florida	76 70										149	H	Southern Miss.	78 65
23	A	Georgia	43 47										162	H	Ole Miss	79 51
													170	N	SMU	72 70
													171	A	Louisiana Tech	93 63
													183	H	Grambling	107 43
													261	H	Tennessee St.	82 54
													294	H	Savannah St.	92 25
													313	H	Southeastern La.	81 41
													346	H	Norfolk St.	92 34
													348	H	Mississippi Val.	109 37
LAST 12 Division I GAMES:																
14	H	Kentucky	60 83	2	H	South Carolina	51 57									
15	A	Texas A&M	58 64	23	A	Georgia	43 47									
33	H	Missouri	52 42	162	H	Ole Miss	79 51									
130	A	LSU	71 52	33	A	Missouri	54 66									
133	A	Arkansas	65 55	133	H	Arkansas	80 55									
18	H	Tennessee	65 63	52	H	Auburn	60 45									

Non-Div I Games:

Mississippi St.

■ Loss, 
■ Non-Conf, S Site, 
■ Home 
■ Away 
N Neutral

Average RPI Win:	342	WON-LOST	WINNING	LAST 10	STRENGTH OF	OPP. STRENGTH	TEAM	ADJ.	CONF.	ADJ CONF.
Average RPI Loss:	220	RECORD	PCT. RANK	GAMES	SCHEDULE	OF SCHEDULE	RPI	RPI	RPI	RPI
DIV. I ONLY	1- 21	348	0- 10	319	327	348	348	32	32	
DIV. I NON-CONF.	0- 8	338	0- 0	216	61	331	331	31	31	
TOTALS	RPI 1-25	RPI 26-50	W-L RECORDS	RPI 51-100	RPI 101-150	RPI 150+				
1- 21	0- 0	0- 1	OVERALL	0- 1	0- 3	1- 16				
1- 7	0- 0	0- 0	HOME	0- 0	0- 0	1- 7				
0- 13	0- 0	0- 1	AWAY	0- 1	0- 3	0- 8				
0- 1	0- 0	0- 0	NEUTRAL	0- 0	0- 0	0- 1				
0- 8	0- 0	0- 1	NON-CONFERENCE	0- 1	0- 3	0- 3				
0- 0	0- 0	0- 0	HOME	0- 0	0- 0	0- 0				
0- 7	0- 0	0- 1	AWAY	0- 1	0- 3	0- 2				
0- 1	0- 0	0- 0	NEUTRAL	0- 0	0- 0	0- 1				
1- 13	0- 0	0- 0	CONFERENCE	0- 0	0- 0	1- 13				
1- 7	0- 0	0- 0	HOME	0- 0	0- 0	1- 7				
0- 6	0- 0	0- 0	AWAY	0- 0	0- 0	0- 6				
0- 0	0- 0	0- 0	NEUTRAL	0- 0	0- 0	0- 0				

RPI S	Opponent	Score	RPI S	Opponent	Score	RPI S	Opponent	Score	RPI S	Opponent	Score	Team's RPI: 348
32	A Mississippi St.	37 109	75	A Vanderbilt	39 89	133	A Arkansas	46 86	139	A UAB	33 80	
						149	A Southern Miss.	55 71	155	A Alabama	35 98	
						162	A Ole Miss	61 97	166	A Southern U.	26 78	
						166	H Southern U.	36 99	183	H Grambling	52 65	
						245	A Texas Southern	38 76	245	H Texas Southern	30 85	
						281	A Alabama St.	50 100	281	H Alabama St.	51 79	
						282	A Prairie View	57 80	299	H Jackson St.	46 72	
						310	A Alcorn	39 75	310	H Alcorn	66 81	
						319	N Nicholls St.	54 63	342	H Ark.-Pine Bluff	62 60	
						347	A Alabama A&M	68 79	347	H Alabama A&M	74 84	
LAST 12 Division I GAMES:												
245	H Texas Southern	30 85	299	H Jackson St.	46 72							
166	A Southern U.	26 78	282	A Prairie View	57 80							
310	A Alcorn	39 75	245	A Texas Southern	38 76							
347	H Alabama A&M	74 84	166	H Southern U.	36 99							
281	H Alabama St.	51 79	310	H Alcorn	66 81							
183	H Grambling	52 65	347	A Alabama A&M	68 79							

Non-Div I Games: Philander Smith 64 53 Blue Mountain 72 67

Mississippi Val.

Loss, Non-Conf, S Site, H Home A Away N Neutral

Average RPI Win:	154	WON-LOST	WINNING	LAST 10	STRENGTH OF	OPP. STRENGTH	TEAM	ADJ.	CONF.	ADJ CONF.
Average RPI Loss:	37	RECORD	PCT. RANK	GAMES	SCHEDULE	OF SCHEDULE	RPI	RPI	RPI	RPI
DIV. I ONLY	20- 6	39	6- 4	76	36	33	33	2	2	
DIV. I NON-CONF.	13- 0	1	0- 0	237	145	30	30	2	2	
TOTALS	RPI 1-25	RPI 26-50	W-L RECORDS	RPI 51-100	RPI 101-150	RPI 150+				
20- 6	2- 4	1- 1	OVERALL	3- 0	3- 1	11- 0				
13- 2	1- 2	1- 0	HOME	1- 0	3- 0	7- 0				
6- 4	1- 1	0- 0	AWAY	2- 0	0- 0	3- 0				
1- 0	0- 0	0- 0	NEUTRAL	0- 0	0- 0	1- 0				
13- 0	0- 0	0- 0	NON-CONFERENCE	3- 0	1- 0	9- 0				
8- 0	0- 0	0- 0	HOME	1- 0	1- 0	6- 0				
4- 0	0- 0	0- 0	AWAY	2- 0	0- 0	2- 0				
1- 0	0- 0	0- 0	NEUTRAL	0- 0	0- 0	1- 0				
7- 6	2- 4	1- 1	CONFERENCE	0- 0	2- 1	2- 0				
5- 2	1- 2	1- 0	HOME	0- 0	2- 0	1- 0				
2- 4	1- 2	0- 1	AWAY	0- 0	0- 1	1- 0				
0- 0	0- 0	0- 0	NEUTRAL	0- 0	0- 0	0- 0				

RPI 1-25				RPI 26-50				Team's RPI: 33	RPI 51-100				RPI 101+			
RPI	S	Opponent	Score	RPI	S	Opponent	Score		RPI	S	Opponent	Score	RPI	S	Opponent	Score
2	A	South Carolina	58 83	32	A	Mississippi St.	42 52		58	A	St. Mary's (CA)	95 78	113	H	Wake Forest	94 81
15	A	Texas A&M	77 81	32	H	Mississippi St.	66 54		79	H	Charlotte	88 71	130	H	LSU	52 46
18	H	Tennessee	55 71						92	A	Missouri St.	71 55	133	A	Arkansas	52 64
20	H	Florida	79 64										133	H	Arkansas	69 48
23	A	Georgia	54 48										155	H	Alabama	63 52
23	H	Georgia	50 65										159	N	Northeastern	69 56
													162	A	Ole Miss	60 46
													167	H	SIUE	75 46
													176	A	Colorado	79 75
													206	H	Southeast Mo. St.	74 32
													220	H	Texas St.	82 56
													242	H	Loyola Marymount	80 48
													283	H	Lamar	91 57
													291	A	Wichita St.	57 37
													342	H	Ark.-Pine Bluff	85 34
LAST 12 Division I GAMES:																
133	H	Arkansas	69 48	20	H	Florida	79 64									
155	H	Alabama	63 52	15	A	Texas A&M	77 81									
32	A	Mississippi St.	42 52	133	A	Arkansas	52 64									
23	H	Georgia	50 65	32	H	Mississippi St.	66 54									
162	A	Ole Miss	60 46	2	A	South Carolina	58 83									
130	H	LSU	52 46	23	A	Georgia	54 48									

Non-Div I Games:

Missouri

■ Loss, 
■ Non-Conf, S Site, 
■ Home 
■ Away 
N Neutral

Average RPI Win:	206	WON-LOST	WINNING	LAST 10	STRENGTH OF	OPP. STRENGTH	TEAM	ADJ.	CONF.	ADJ CONF.
Average RPI Loss:	75	RECORD	PCT. RANK	GAMES	SCHEDULE	OF SCHEDULE	RPI	RPI	RPI	RPI
DIV. I ONLY	16- 9	93	8- 2	99	155	92	92	21	21	
DIV. I NON-CONF.	6- 5	146	0- 0	26	34	80	80	17	17	
TOTALS	RPI 1-25	RPI 26-50	W-L RECORDS	RPI 51-100	RPI 101-150	RPI 150+				
16- 9	0- 2	0- 1	OVERALL	0- 2	5- 4	11- 0				
6- 4	0- 1	0- 1	HOME	0- 0	2- 2	4- 0				
9- 3	0- 0	0- 0	AWAY	0- 1	3- 2	6- 0				
1- 2	0- 1	0- 0	NEUTRAL	0- 1	0- 0	1- 0				
6- 5	0- 2	0- 1	NON-CONFERENCE	0- 2	3- 0	3- 0				
2- 2	0- 1	0- 1	HOME	0- 0	1- 0	1- 0				
3- 1	0- 0	0- 0	AWAY	0- 1	2- 0	1- 0				
1- 2	0- 1	0- 0	NEUTRAL	0- 1	0- 0	1- 0				
10- 4	0- 0	0- 0	CONFERENCE	0- 0	2- 4	8- 0				
4- 2	0- 0	0- 0	HOME	0- 0	1- 2	3- 0				
6- 2	0- 0	0- 0	AWAY	0- 0	1- 2	5- 0				
0- 0	0- 0	0- 0	NEUTRAL	0- 0	0- 0	0- 0				

RPI 1-25				RPI 26-50				RPI 51-100 Team's RPI: 92				RPI 101+			
RPI	S	Opponent	Score	RPI	S	Opponent	Score	RPI	S	Opponent	Score	RPI	S	Opponent	Score
10	N	Stanford	65 82	33	H	Missouri	55 71	72	N	Maine	65 69	109	A	UNI	78 75
19	H	Oklahoma St.	55 74					76	A	Middle Tenn.	54 70	109	H	UNI	60 65
												110	A	Drake	72 95
												110	H	Drake	75 82
												126	A	Little Rock	64 58
												133	A	Arkansas	69 54
												135	A	Southern Ill.	61 69
												135	H	Southern Ill.	82 77
												148	H	Oral Roberts	72 64
												162	A	Ole Miss	91 78
												169	A	Loyola Chicago	73 62
												169	H	Loyola Chicago	91 81
												178	N	Marist	77 45
												185	H	Eastern Ky.	87 63
												231	A	Indiana St.	59 51
												291	A	Wichita St.	77 57
												307	A	Bradley	55 44
												307	H	Bradley	59 56
												316	A	Illinois St.	73 51
												329	H	Evansville	77 70
LAST 12 Division I GAMES:															
135	A	Southern Ill.	61 69	135	H	Southern Ill.	82 77								
307	H	Bradley	59 56	329	H	Evansville	77 70								
169	H	Loyola Chicago	91 81	169	A	Loyola Chicago	73 62								
110	A	Drake	72 95	307	A	Bradley	55 44								
109	A	UNI	78 75	109	H	UNI	60 65								
291	A	Wichita St.	77 57	110	H	Drake	75 82								

Non-Div I Games: MidAmerica Naz. 88 61

Missouri St.

■ Loss, 
 ■ Non-Conf, 
 ■ S Site, 
 ■ Home 
 ■ A Away 
 N Neutral

Average RPI Win:	247	WON-LOST	WINNING	LAST 10	STRENGTH OF	OPP. STRENGTH	TEAM	ADJ.	CONF.	ADJ CONF.
Average RPI Loss:	192	RECORD	PCT. RANK	GAMES	SCHEDULE	OF SCHEDULE	RPI	RPI	RPI	RPI
DIV. I ONLY	10- 16	238	5- 5	272	276	267	267	23	23	
DIV. I NON-CONF.	2- 7	280	0- 0	314	317	329	329	23	23	
TOTALS	RPI 1-25	RPI 26-50	W-L RECORDS	RPI 51-100	RPI 101-150	RPI 150+				
10- 16	0- 0	0- 1	OVERALL	0- 1	1- 3	9- 11				
6- 6	0- 0	0- 0	HOME	0- 1	1- 1	5- 4				
4- 10	0- 0	0- 1	AWAY	0- 0	0- 2	4- 7				
0- 0	0- 0	0- 0	NEUTRAL	0- 0	0- 0	0- 0				
2- 7	0- 0	0- 1	NON-CONFERENCE	0- 1	0- 0	2- 5				
1- 3	0- 0	0- 0	HOME	0- 1	0- 0	1- 2				
1- 4	0- 0	0- 1	AWAY	0- 0	0- 0	1- 3				
0- 0	0- 0	0- 0	NEUTRAL	0- 0	0- 0	0- 0				
8- 9	0- 0	0- 0	CONFERENCE	0- 0	1- 3	7- 6				
5- 3	0- 0	0- 0	HOME	0- 0	1- 1	4- 2				
3- 6	0- 0	0- 0	AWAY	0- 0	0- 2	3- 4				
0- 0	0- 0	0- 0	NEUTRAL	0- 0	0- 0	0- 0				

RPI S	Opponent	Score	RPI S	Opponent	Score	RPI S	Opponent	Score	RPI S	Opponent	Score	Team's RPI: 267
39	A Princeton	70 81	96	H Eastern Mich.	68 78	102	A Quinnipiac	58 85				
						102	H Quinnipiac	63 60				
						115	A Iona	56 68				
						115	H Iona	49 64				
						178	A Marist	55 78				
						178	H Marist	60 52				
						192	A Fairfield	70 80				
						192	H Fairfield	60 68				
						194	H Canisius	79 75				
						216	A Lehigh	88 95				
						219	A Siena	54 64				
						219	H Siena	63 69				
						221	H Robert Morris	47 60				
						234	A Manhattan	57 56				
						234	H Manhattan	72 62				
						253	A Providence	59 71				
						274	H La Salle	50 65				
						286	A Rider	87 75				
						303	A Colgate	86 80				
						305	A Niagara	68 55				
						305	H Niagara	83 60				
						311	A Fairleigh Dickinson	75 81				
						333	H St. Francis Brooklyn	63 54				
						335	A Saint Peter's	62 67				
LAST 12 Division I GAMES:												
305	A Niagara	68 55	192	H Fairfield	60 68							
192	A Fairfield	70 80	102	A Quinnipiac	58 85							
234	A Manhattan	57 56	115	H Iona	49 64							
194	H Canisius	79 75	286	A Rider	87 75							
115	A Iona	56 68	178	A Marist	55 78							
234	H Manhattan	72 62	219	A Siena	54 64							

Non-Div I Games:

Monmouth

■ Loss, 
 ■ Non-Conf, 
 S Site, 
 ■ Home 
 ■ Away 
 N Neutral



Average RPI Win: <b>240</b>	WON-LOST	WINNING	LAST 10	STRENGTH OF	OPP. STRENGTH	TEAM	ADJ.	CONF.	ADJ CONF.
Average RPI Loss: <b>171</b>	RECORD	PCT. RANK	GAMES	SCHEDULE	OF SCHEDULE	RPI	RPI	RPI	RPI
DIV. I ONLY	15- 9	99	6- 4	325	163	191	191	20	20
DIV. I NON-CONF.	6- 4	125	0- 0	279	204	202	202	22	22
TOTALS	RPI 1-25	RPI 26-50	W-L RECORDS	RPI 51-100	RPI 101-150	RPI 150+			
15- 9	0- 0	0- 1	OVERALL	1- 0	0- 2	14- 6			
11- 2	0- 0	0- 0	HOME	0- 0	0- 1	11- 1			
3- 7	0- 0	0- 1	AWAY	0- 0	0- 1	3- 5			
1- 0	0- 0	0- 0	NEUTRAL	1- 0	0- 0	0- 0			
6- 4	0- 0	0- 1	NON-CONFERENCE	1- 0	0- 0	5- 3			
5- 1	0- 0	0- 0	HOME	0- 0	0- 0	5- 1			
0- 3	0- 0	0- 1	AWAY	0- 0	0- 0	0- 2			
1- 0	0- 0	0- 0	NEUTRAL	1- 0	0- 0	0- 0			
9- 5	0- 0	0- 0	CONFERENCE	0- 0	0- 2	9- 3			
6- 1	0- 0	0- 0	HOME	0- 0	0- 1	6- 0			
3- 4	0- 0	0- 0	AWAY	0- 0	0- 1	3- 3			
0- 0	0- 0	0- 0	NEUTRAL	0- 0	0- 0	0- 0			

RPI S	Opponent	Score	RPI S	Opponent	Score	RPI S	Opponent	Score	RPI S	Opponent	Score	Team's RPI: 191
45	A Colorado St.	43 75	94	N Drexel	58 50	116	H North Dakota	59 61	137	A Idaho	61 78	
						153	H Pacific	64 54	164	A Montana St.	52 61	
						164	H Montana St.	70 66	168	A Sacramento St.	75 83	
						168	H Sacramento St.	90 83	175	H Northern Colo.	58 46	
						188	H Fla. Atlantic	83 69	198	A Eastern Wash.	65 67	
						202	H Utah St.	86 70	216	A Lehigh	53 80	
						238	A Wyoming	61 68	255	H Seattle	44 58	
						275	A Northern Ariz.	61 57	275	H Northern Ariz.	81 58	
						285	H Portland	90 67	314	A Portland St.	79 58	
						314	H Portland St.	76 57	328	A Southern Utah	81 50	
						328	H Southern Utah	66 60	338	H Cal St. Fullerton	86 51	
LAST 12 Division I GAMES:												
164	H Montana St.	70 66	198	A Eastern Wash.	65 67							
275	A Northern Ariz.	61 57	137	A Idaho	61 78							
328	A Southern Utah	81 50	116	H North Dakota	59 61							
314	H Portland St.	76 57	175	H Northern Colo.	58 46							
168	H Sacramento St.	90 83	168	A Sacramento St.	75 83							
164	A Montana St.	52 61	314	A Portland St.	79 58							

Non-Div I Games: Mont. St.-Northern 80 32

Montana

Loss, Non-Conf, S Site, H Home A Away N Neutral

Average RPI Win:	254	WON-LOST	WINNING	LAST 10	STRENGTH OF	OPP. STRENGTH	TEAM	ADJ.	CONF.	ADJ CONF.
Average RPI Loss:	167	RECORD	PCT. RANK	GAMES	SCHEDULE	OF SCHEDULE	RPI	RPI	RPI	RPI
DIV. I ONLY	17- 6	52	8- 2	346	158	164	164	20	20	
DIV. I NON-CONF.	5- 4	138	0- 0	344	239	250	250	22	22	
TOTALS	RPI 1-25	RPI 26-50	W-L RECORDS	RPI 51-100	RPI 101-150	RPI 150+				
17- 6	0- 0	0- 0	OVERALL	0- 1	2- 1	15- 4				
9- 1	0- 0	0- 0	HOME	0- 1	1- 0	8- 0				
7- 5	0- 0	0- 0	AWAY	0- 0	1- 1	6- 4				
1- 0	0- 0	0- 0	NEUTRAL	0- 0	0- 0	1- 0				
5- 4	0- 0	0- 0	NON-CONFERENCE	0- 1	0- 1	5- 2				
2- 1	0- 0	0- 0	HOME	0- 1	0- 0	2- 0				
2- 3	0- 0	0- 0	AWAY	0- 0	0- 1	2- 2				
1- 0	0- 0	0- 0	NEUTRAL	0- 0	0- 0	1- 0				
12- 2	0- 0	0- 0	CONFERENCE	0- 0	2- 0	10- 2				
7- 0	0- 0	0- 0	HOME	0- 0	1- 0	6- 0				
5- 2	0- 0	0- 0	AWAY	0- 0	1- 0	4- 2				
0- 0	0- 0	0- 0	NEUTRAL	0- 0	0- 0	0- 0				

RPI 1-25			RPI 26-50			RPI 51-100			RPI 101+			Team's RPI: 164		
RPI	S	Opponent	Score	RPI	S	Opponent	Score	RPI	S	Opponent	Score			
								80	H	San Diego	49	62		
										107	A	Gonzaga	52	65
										116	H	North Dakota	69	61
										137	A	Idaho	62	59
										168	A	Sacramento St.	80	79
										168	H	Sacramento St.	116	99
										175	H	Northern Colo.	66	58
										190	A	Cal Poly	57	66
										191	A	Montana	66	70
										191	H	Montana	61	52
										198	A	Eastern Wash.	69	81
										238	A	Wyoming	69	75
										255	A	Seattle	80	51
										275	A	Northern Ariz.	83	72
										275	H	Northern Ariz.	86	77
										285	H	Portland	86	57
										314	A	Portland St.	106	59
										314	H	Portland St.	74	64
										323	A	Nevada	66	53
										328	A	Southern Utah	87	66
										328	H	Southern Utah	86	59
										329	N	Evansville	81	55
										338	H	Cal St. Fullerton	89	66
LAST 12 Division I GAMES:														
				191	A	Montana	66	70		137	A	Idaho	62	59
				328	A	Southern Utah	87	66		198	A	Eastern Wash.	69	81
				275	A	Northern Ariz.	83	72		175	H	Northern Colo.	66	58
				168	H	Sacramento St.	116	99		116	H	North Dakota	69	61
				314	H	Portland St.	74	64		314	A	Portland St.	106	59
				191	H	Montana	61	52		168	A	Sacramento St.	80	79

Non-Div I Games: Montana Western 74 36 Carroll (MT) 74 34

Montana St.

Loss, Non-Conf, S Site, H Home A Away N Neutral

Average RPI Win:	306	WON-LOST	WINNING	LAST 10	STRENGTH OF	OPP. STRENGTH	TEAM	ADJ.	CONF.	ADJ CONF.
Average RPI Loss:	185	RECORD	PCT. RANK	GAMES	SCHEDULE	OF SCHEDULE	RPI	RPI	RPI	RPI
DIV. I ONLY	7- 19	286	3- 7	295	278	304	304	24	24	
DIV. I NON-CONF.	4- 8	234	0- 0	291	307	272	272	24	24	
TOTALS	RPI 1-25	RPI 26-50	W-L RECORDS	RPI 51-100	RPI 101-150	RPI 150+				
7- 19	0- 1	0- 1	OVERALL	0- 3	0- 2	7- 12				
4- 7	0- 0	0- 0	HOME	0- 2	0- 1	4- 4				
3- 12	0- 0	0- 0	AWAY	0- 0	0- 0	3- 0				
0- 0	0- 0	0- 0	NEUTRAL	0- 0	0- 0	0- 0				
4- 8	0- 1	0- 1	NON-CONFERENCE	0- 0	0- 2	4- 4				
2- 2	0- 0	0- 0	HOME	0- 0	0- 1	2- 1				
2- 6	0- 1	0- 1	AWAY	0- 0	0- 1	2- 3				
0- 0	0- 0	0- 0	NEUTRAL	0- 0	0- 0	0- 0				
3- 11	0- 0	0- 0	CONFERENCE	0- 3	0- 0	3- 8				
2- 5	0- 0	0- 0	HOME	0- 2	0- 0	2- 3				
1- 6	0- 0	0- 0	AWAY	0- 1	0- 0	1- 5				
0- 0	0- 0	0- 0	NEUTRAL	0- 0	0- 0	0- 0				

RPI 1-25				RPI 26-50				RPI 51-100				RPI 101+ Team's RPI: 304			
RPI	S	Opponent	Score	RPI	S	Opponent	Score	RPI	S	Opponent	Score	RPI	S	Opponent	Score
14	A	Kentucky	57 112	37	A	West Virginia	56 94	88	H	UT Martin	67 85	135	A	Southern Ill.	69 102
								99	A	Belmont	71 99	150	H	Marshall	101 104
								99	H	Belmont	74 89	167	A	SIUE	81 90
												185	A	Eastern Ky.	93 100
												185	H	Eastern Ky.	77 89
												204	H	USC Upstate	72 86
												206	H	Southeast Mo. St.	79 89
												260	A	UC Santa Barbara	78 93
												261	A	Tennessee St.	76 78
												265	A	Miami (OH)	57 59
												268	H	Austin Peay	75 96
												269	A	Georgia St.	99 90
												271	A	Murray St.	79 83
												273	A	Tennessee Tech	69 77
												273	H	Tennessee Tech	75 71
												288	H	Jacksonville St.	67 63
												292	H	Kennesaw St.	83 77
												334	A	Lipscomb	92 77
												340	A	Chicago St.	71 75
												341	A	Eastern Ill.	85 77
												347	H	Alabama A&M	112 69
LAST 12 Division I GAMES:															
185	H	Eastern Ky.	77 89	273	H	Tennessee Tech	75 71								
273	A	Tennessee Tech	69 77	288	H	Jacksonville St.	67 63								
99	H	Belmont	74 89	268	H	Austin Peay	75 96								
261	A	Tennessee St.	76 78	341	A	Eastern Ill.	85 77								
99	A	Belmont	71 99	167	A	SIUE	81 90								
185	A	Eastern Ky.	93 100	88	H	UT Martin	67 85								

Non-Div I Games: Ky. Christian 121 91 Mt. St. Joseph 117 53

Morehead St.

■ Loss, 
 ■ Non-Conf, S Site, 
 ■ Home 
 ■ Away 
 N Neutral

Average RPI Win:	294	WON-LOST	WINNING	LAST 10	STRENGTH OF	OPP. STRENGTH	TEAM	ADJ.	CONF.	ADJ CONF.
Average RPI Loss:	158	RECORD	PCT. RANK	GAMES	SCHEDULE	OF SCHEDULE	RPI	RPI	RPI	RPI
DIV. I ONLY	11- 13	205	8- 2	256	325	233	233	31	31	
DIV. I NON-CONF.	1- 10	330	0- 1	24	262	254	254	30	30	
TOTALS	RPI 1-25	RPI 26-50	W-L RECORDS	RPI 51-100	RPI 101-150	RPI 150+				
11- 13	0- 1	0- 2	OVERALL	1- 0	0- 2	10- 8				
6- 3	0- 0	0- 0	HOME	1- 0	0- 0	5- 3				
5- 8	0- 0	0- 0	AWAY	0- 0	0- 0	5- 1				
0- 2	0- 0	0- 1	NEUTRAL	0- 0	0- 0	0- 1				
1- 10	0- 1	0- 2	NON-CONFERENCE	1- 0	0- 2	0- 5				
1- 2	0- 0	0- 0	HOME	1- 0	0- 0	0- 2				
0- 6	0- 1	0- 1	AWAY	0- 0	0- 2	0- 2				
0- 2	0- 0	0- 1	NEUTRAL	0- 0	0- 0	0- 1				
10- 3	0- 0	0- 0	CONFERENCE	0- 0	0- 0	10- 3				
5- 1	0- 0	0- 0	HOME	0- 0	0- 0	5- 1				
5- 2	0- 0	0- 0	AWAY	0- 0	0- 0	5- 2				
0- 0	0- 0	0- 0	NEUTRAL	0- 0	0- 0	0- 0				

RPI 1-25				RPI 26-50				RPI 51-100				RPI 101+ Team's RPI: 233			
RPI	S	Opponent	Score	RPI	S	Opponent	Score	RPI	S	Opponent	Score	RPI	S	Opponent	Score
16	A	Syracuse	61 90	34	A	James Madison	31 92	93	H	Bucknell	64 50	121	A	Virginia Tech	33 73
				45	N	Colorado St.	36 54					143	A	Stony Brook	42 46
												158	H	UMBC	46 65
												165	A	Hampton	47 60
												165	H	Hampton	51 65
												201	A	Brown	45 72
												219	N	Siena	46 69
												221	A	Robert Morris	44 76
												259	A	Bethune-Cookman	48 63
												263	H	Coppin St.	72 51
												289	A	Florida A&M	67 62
												293	A	UMES	77 69
												294	A	Savannah St.	66 60
												302	H	UMKC	50 59
												308	A	South Carolina St.	62 56
												326	H	Delaware St.	56 49
												331	H	Howard	78 66
												346	A	Norfolk St.	59 56
												346	H	Norfolk St.	67 58
												349	H	N.C. Central	66 55
LAST 12 Division I GAMES:															
349	H	N.C. Central	66 55	331	H	Howard	78 66								
165	A	Hampton	47 60	259	A	Bethune-Cookman	48 63								
346	A	Norfolk St.	59 56	289	A	Florida A&M	67 62								
308	A	South Carolina St.	62 56	293	A	UMES	77 69								
294	A	Savannah St.	66 60	326	H	Delaware St.	56 49								
263	H	Coppin St.	72 51	302	H	UMKC	50 59								

Non-Div I Games: Washington Adventis74 36

Morgan St.

■ Loss, 
 ■ Non-Conf, 
 ■ S Site, 
 ■ Home 
 ■ A Away 
 N Neutral

Average RPI Win:	317	WON-LOST	WINNING	LAST 10	STRENGTH OF	OPP. STRENGTH	TEAM	ADJ.	CONF.	ADJ CONF.
Average RPI Loss:	242	RECORD	PCT. RANK	GAMES	SCHEDULE	OF SCHEDULE	RPI	RPI	RPI	RPI
DIV. I ONLY	7- 19	286	3- 7	336	349	337	337	30	30	
DIV. I NON-CONF.	2- 9	296	0- 0	313	337	327	327	32	32	
TOTALS	RPI 1-25	RPI 26-50	W-L RECORDS	RPI 51-100	RPI 101-150	RPI 150+				
7- 19	0- 0	0- 0	OVERALL	0- 1	0- 2	7- 16				
4- 8	0- 0	0- 0	HOME	0- 0	0- 0	4- 8				
3- 11	0- 0	0- 0	AWAY	0- 0	0- 0	3- 3				
0- 0	0- 0	0- 0	NEUTRAL	0- 0	0- 0	0- 0				
2- 9	0- 0	0- 0	NON-CONFERENCE	0- 1	0- 2	2- 6				
0- 4	0- 0	0- 0	HOME	0- 0	0- 0	0- 4				
2- 5	0- 0	0- 0	AWAY	0- 1	0- 2	2- 2				
0- 0	0- 0	0- 0	NEUTRAL	0- 0	0- 0	0- 0				
5- 10	0- 0	0- 0	CONFERENCE	0- 0	0- 0	5- 10				
4- 4	0- 0	0- 0	HOME	0- 0	0- 0	4- 4				
1- 6	0- 0	0- 0	AWAY	0- 0	0- 0	1- 6				
0- 0	0- 0	0- 0	NEUTRAL	0- 0	0- 0	0- 0				

RPI 1-25			RPI 26-50			RPI 51-100			RPI 101+			Team's RPI: 337
RPI	S	Opponent	Score	RPI	S	Opponent	Score	RPI	S	Opponent	Score	
						93 A Bucknell	45 71	120 A Pittsburgh		57 74		
								121 A Virginia Tech		42 59		
								203 H William & Mary		74 76		
								221 A Robert Morris		56 61		
								221 H Robert Morris		67 74		
								228 A Sacred Heart		58 61		
								241 A Bryant		52 86		
								241 H Bryant		59 70		
								251 H Loyola Maryland		63 65		
								256 A Saint Francis (PA)		57 87		
								256 H Saint Francis (PA)		64 73		
								263 A Coppin St.		55 66		
								279 H Central Conn. St.		54 48		
								284 A Campbell		53 62		
								293 A UMES		57 50		
								305 H Niagara		51 53		
								311 A Fairleigh Dickinson		53 66		
								311 H Fairleigh Dickinson		71 55		
								326 A Delaware St.		54 41		
								327 A LIU Brooklyn		50 53		
								327 H LIU Brooklyn		51 61		
								331 H Howard		49 62		
								333 H St. Francis Brooklyn		66 56		
								339 A Wagner		59 50		
								339 H Wagner		64 55		
LAST 12 Division I GAMES:												
241 A Bryant		52 86	339 H Wagner		64 55							
311 H Fairleigh Dickinson		71 55	228 A Sacred Heart		58 61							
256 H Saint Francis (PA)		64 73	311 A Fairleigh Dickinson		53 66							
339 A Wagner		59 50	221 A Robert Morris		56 61							
327 A LIU Brooklyn		50 53	256 A Saint Francis (PA)		57 87							
221 H Robert Morris		67 74	241 H Bryant		59 70							

Non-Div I Games:

Mt. St. Mary's

Average RPI Win:	286	WON-LOST	WINNING	LAST 10	STRENGTH OF	OPP. STRENGTH	TEAM	ADJ.	CONF.	ADJ CONF.
Average RPI Loss:	182	RECORD	PCT. RANK	GAMES	SCHEDULE	OF SCHEDULE	RPI	RPI	RPI	RPI
DIV. I ONLY	9- 15	244	5- 5	296	291	271	271	24	24	
DIV. I NON-CONF.	2- 7	280	0- 0	229	339	268	268	24	24	
TOTALS	RPI 1-25	RPI 26-50	W-L RECORDS	RPI 51-100	RPI 101-150	RPI 150+				
9- 15	0- 1	0- 0	OVERALL	0- 2	0- 3	9- 9				
5- 4	0- 0	0- 0	HOME	0- 0	0- 2	5- 2				
4- 11	0- 1	0- 0	AWAY	0- 2	0- 1	4- 7				
0- 0	0- 0	0- 0	NEUTRAL	0- 0	0- 0	0- 0				
2- 7	0- 1	0- 0	NON-CONFERENCE	0- 0	0- 3	2- 3				
0- 2	0- 0	0- 0	HOME	0- 0	0- 2	0- 0				
2- 5	0- 1	0- 0	AWAY	0- 0	0- 1	2- 3				
0- 0	0- 0	0- 0	NEUTRAL	0- 0	0- 0	0- 0				
7- 8	0- 0	0- 0	CONFERENCE	0- 2	0- 0	7- 6				
5- 2	0- 0	0- 0	HOME	0- 0	0- 0	5- 2				
2- 6	0- 0	0- 0	AWAY	0- 2	0- 0	2- 4				
0- 0	0- 0	0- 0	NEUTRAL	0- 0	0- 0	0- 0				

RPI 1-25				RPI 26-50				RPI 51-100				RPI 101+ Team's RPI: 271			
RPI	S	Opponent	Score	RPI	S	Opponent	Score	RPI	S	Opponent	Score	RPI	S	Opponent	Score
13	A	Florida St.	59 101					88	A	UT Martin	62 92	108	A	Central Ark.	40 50
								99	A	Belmont	61 87	108	H	Central Ark.	51 61
												135	H	Southern Ill.	57 70
												151	A	Jacksonville	54 79
												167	A	SIUE	79 76
												167	H	SIUE	61 64
												185	A	Eastern Ky.	60 72
												206	A	Southeast Mo. St.	59 96
												206	H	Southeast Mo. St.	80 61
												261	A	Tennessee St.	58 69
												268	A	Austin Peay	72 81
												268	H	Austin Peay	75 72
												273	H	Tennessee Tech	56 50
												288	H	Jacksonville St.	71 74
												304	H	Morehead St.	83 79
												316	A	Illinois St.	76 81
												329	A	Evansville	73 54
												334	A	Lipscomb	85 93
												341	A	Eastern Ill.	74 71
												341	H	Eastern Ill.	66 56
												347	A	Alabama A&M	76 59
LAST 12 Division I GAMES:															
268	A	Austin Peay	72 81	88	A	UT Martin	62 92								
341	A	Eastern Ill.	74 71	341	H	Eastern Ill.	66 56								
206	H	Southeast Mo. St.	80 61	167	H	SIUE	61 64								
167	A	SIUE	79 76	185	A	Eastern Ky.	60 72								
268	H	Austin Peay	75 72	261	A	Tennessee St.	58 69								
206	A	Southeast Mo. St.	59 96	99	A	Belmont	61 87								

Non-Div I Games: Blue Mountain 89 64 Oakland City 91 75

Murray St.

Average RPI Win:	313	WON-LOST	WINNING	LAST 10	STRENGTH OF	OPP. STRENGTH	TEAM	ADJ.	CONF.	ADJ CONF.
Average RPI Loss:	170	RECORD	PCT. RANK	GAMES	SCHEDULE	OF SCHEDULE	RPI	RPI	RPI	RPI
DIV. I ONLY	11- 10	155	8- 2	317	318	249	249	31	31	
DIV. I NON-CONF.	2- 7	280	0- 1	143	160	247	247	30	30	
TOTALS	RPI 1-25	RPI 26-50	W-L RECORDS	RPI 51-100	RPI 101-150	RPI 150+				
11- 10	0- 2	0- 0	OVERALL	0- 2	0- 0	11- 6				
5- 4	0- 0	0- 0	HOME	0- 2	0- 0	5- 2				
4- 5	0- 1	0- 0	AWAY	0- 0	0- 0	4- 4				
2- 1	0- 1	0- 0	NEUTRAL	0- 0	0- 0	2- 0				
2- 7	0- 2	0- 0	NON-CONFERENCE	0- 2	0- 0	2- 3				
0- 2	0- 0	0- 0	HOME	0- 2	0- 0	0- 0				
0- 4	0- 1	0- 0	AWAY	0- 0	0- 0	0- 3				
2- 1	0- 1	0- 0	NEUTRAL	0- 0	0- 0	2- 0				
9- 3	0- 0	0- 0	CONFERENCE	0- 0	0- 0	9- 3				
5- 2	0- 0	0- 0	HOME	0- 0	0- 0	5- 2				
4- 1	0- 0	0- 0	AWAY	0- 0	0- 0	4- 1				
0- 0	0- 0	0- 0	NEUTRAL	0- 0	0- 0	0- 0				

RPI S	Opponent	Score	RPI S	Opponent	Score	RPI S	Opponent	Score	RPI S	Opponent	Score	Team's RPI: 249
5	A Ohio St.	56 89				62	H FGCU	36 60	165	H Hampton	52 55	
21	N Duquesne	67 81				81	H VCU	49 64	230	A Navy	48 52	
									259	H Bethune-Cookman	68 55	
									263	A Coppin St.	59 65	
									284	A Campbell	55 56	
									289	H Florida A&M	80 51	
									291	A Wichita St.	53 55	
									293	H UMES	50 56	
									294	A Savannah St.	69 59	
									294	H Savannah St.	60 31	
									308	A South Carolina St.	57 54	
									315	N North Dakota St.	72 64	
									326	A Delaware St.	84 64	
									328	N Southern Utah	78 65	
									331	H Howard	88 70	
									346	H Norfolk St.	64 53	
									349	A N.C. Central	76 54	
LAST 12 Division I GAMES:												
259	H Bethune-Cookman	68 55	346	H Norfolk St.	64 53							
289	H Florida A&M	80 51	165	H Hampton	52 55							
349	A N.C. Central	76 54	308	A South Carolina St.	57 54							
294	H Savannah St.	60 31	294	A Savannah St.	69 59							
326	A Delaware St.	84 64	81	H VCU	49 64							
263	A Coppin St.	59 65	291	A Wichita St.	53 55							

Non-Div I Games: Pfeiffer 74 55 North Greenville 64 37

N.C. A&amp;T

Loss, Non-Conf, S Site, H Home A Away N Neutral

N.C. Central

Through Games Of Feb. 20, 2016

Average RPI Win:	287	WON-LOST	WINNING	LAST 10	STRENGTH OF	OPP. STRENGTH	TEAM	ADJ.	CONF.	ADJ CONF.
Average RPI Loss:	255	RECORD	PCT. RANK	GAMES	SCHEDULE	OF SCHEDULE	RPI	RPI	RPI	RPI
DIV. I ONLY	3- 20	336	1- 8	343	346	349	349	31	31	
DIV. I NON-CONF.	1- 9	325	0- 0	317	330	347	347	30	30	
TOTALS	RPI 1-25	RPI 26-50	W-L RECORDS	RPI 51-100	RPI 101-150	RPI 150+				
3- 20	0- 0	0- 0	OVERALL	0- 2	0- 0	3- 18				
3- 6	0- 0	0- 0	HOME	0- 0	0- 0	3- 6				
0- 14	0- 0	0- 0	AWAY	0- 2	0- 0	0- 12				
0- 0	0- 0	0- 0	NEUTRAL	0- 0	0- 0	0- 0				
1- 9	0- 0	0- 0	NON-CONFERENCE	0- 2	0- 0	1- 7				
1- 1	0- 0	0- 0	HOME	0- 0	0- 0	1- 1				
0- 8	0- 0	0- 0	AWAY	0- 2	0- 0	0- 6				
0- 0	0- 0	0- 0	NEUTRAL	0- 0	0- 0	0- 0				
2- 11	0- 0	0- 0	CONFERENCE	0- 0	0- 0	2- 11				
2- 5	0- 0	0- 0	HOME	0- 0	0- 0	2- 5				
0- 6	0- 0	0- 0	AWAY	0- 0	0- 0	0- 6				
0- 0	0- 0	0- 0	NEUTRAL	0- 0	0- 0	0- 0				

RPI S	Opponent	Score	RPI S	Opponent	Score	RPI S	Opponent	Score	RPI S	Opponent	Score	Team's RPI: 349
						70	A Nebraska	47 88	165	H Hampton	42 76	
						79	A Charlotte	52 67	204	A USC Upstate	46 68	
									213	A Presbyterian	50 60	
									222	H Furman	66 61	
									233	A Morgan St.	55 66	
									249	H N.C. A&T	54 76	
									259	H Bethune-Cookman	46 63	
									263	A Coppin St.	46 63	
									284	H Campbell	48 57	
									289	A Florida A&M	45 55	
									289	H Florida A&M	54 69	
									293	H UMES	49 46	
									294	A Savannah St.	39 57	
									297	A UNCG	56 103	
									306	A Wofford	37 60	
									308	A South Carolina St.	51 58	
									318	A Winthrop	39 62	
									320	A Longwood	49 60	
									326	A Delaware St.	56 66	
									331	H Howard	61 68	
									346	H Norfolk St.	63 62	
LAST 12 Division I GAMES:												
233	A	Morgan St.	55	66	326	A	Delaware St.	56	66			
263	A	Coppin St.	46	63	165	H	Hampton	42	76			
289	H	Florida A&M	54	69	346	H	Norfolk St.	63	62			
259	H	Bethune-Cookman	46	63	294	A	Savannah St.	39	57			
249	H	N.C. A&T	54	76	308	A	South Carolina St.	51	58			
289	A	Florida A&M	45	55	222	H	Furman	66	61			

Non-Div I Games: Johnson & Wales (NC68 58

N.C. Central

Loss, Non-Conf, S Site, H Home A Away N Neutral



Average RPI Win:	331	WON-LOST	WINNING	LAST 10	STRENGTH OF	OPP. STRENGTH	TEAM	ADJ.	CONF.	ADJ CONF.
Average RPI Loss:	205	RECORD	PCT. RANK	GAMES	SCHEDULE	OF SCHEDULE	RPI	RPI	RPI	RPI
DIV. I ONLY	2- 23	345	1- 9	258	316	343	343	29	29	
DIV. I NON-CONF.	1- 12	337	0- 1	265	328	338	338	27	27	
TOTALS	RPI 1-25	RPI 26-50	W-L RECORDS	RPI 51-100	RPI 101-150	RPI 150+				
2- 23	0- 0	0- 0	OVERALL	0- 5	0- 1	2- 17				
1- 12	0- 0	0- 0	HOME	0- 2	0- 0	1- 10				
1- 11	0- 0	0- 0	AWAY	0- 3	0- 1	1- 7				
0- 0	0- 0	0- 0	NEUTRAL	0- 0	0- 0	0- 0				
1- 12	0- 0	0- 0	NON-CONFERENCE	0- 3	0- 1	1- 8				
0- 6	0- 0	0- 0	HOME	0- 1	0- 0	0- 5				
1- 6	0- 0	0- 0	AWAY	0- 2	0- 1	1- 3				
0- 0	0- 0	0- 0	NEUTRAL	0- 0	0- 0	0- 0				
1- 11	0- 0	0- 0	CONFERENCE	0- 2	0- 0	1- 9				
1- 6	0- 0	0- 0	HOME	0- 1	0- 0	1- 5				
0- 5	0- 0	0- 0	AWAY	0- 1	0- 0	0- 4				
0- 0	0- 0	0- 0	NEUTRAL	0- 0	0- 0	0- 0				

RPI S	Opponent	Score	RPI S	Opponent	Score	RPI S	Opponent	Score	RPI S	Opponent	Score	Team's RPI: 343
						62	A FGCU	37 70	150	A Marshall	50 63	
						62	H FGCU	32 53	151	A Jacksonville	37 68	
						66	H Army West Point	35 71	151	H Jacksonville	36 65	
						78	A Minnesota	50 83	193	A Stetson	55 60	
						91	A Virginia	54 81	193	H Stetson	56 74	
									201	H Brown	49 74	
									204	H USC Upstate	41 58	
									216	H Lehigh	47 75	
									225	H Dartmouth	39 46	
									237	A Columbia	52 72	
									244	A Binghamton	50 54	
									292	A Kennesaw St.	48 64	
									292	H Kennesaw St.	77 82	
									295	H Vermont	46 54	
									315	H North Dakota St.	59 64	
									321	H North Florida	51 68	
									327	A LIU Brooklyn	53 44	
									334	A Lipscomb	49 63	
									334	H Lipscomb	61 51	
									339	A Wagner	53 76	
LAST 12 Division I GAMES:												
151	A Jacksonville	37 68	292	A Kennesaw St.	48 64							
193	H Stetson	56 74	151	H Jacksonville	36 65							
62	H FGCU	32 53	321	H North Florida	51 68							
334	A Lipscomb	49 63	62	A FGCU	37 70							
292	H Kennesaw St.	77 82	193	A Stetson	55 60							
334	H Lipscomb	61 51	237	A Columbia	52 72							

Non-Div I Games: St. Joseph (VT) 71 50 St. Joseph's (Brklr) 78 41

NJIT

Loss, Non-Conf, S Site, H Home A Away N Neutral

Average RPI Win: <b>272</b>	WON-LOST	WINNING	LAST 10	STRENGTH OF	OPP. STRENGTH	TEAM	ADJ.	CONF.	ADJ CONF.
Average RPI Loss: <b>164</b>	RECORD	PCT. RANK	GAMES	SCHEDULE	OF SCHEDULE	RPI	RPI	RPI	RPI
DIV. I ONLY	<b>13- 12</b>	<b>160</b>	<b>6- 4</b>	<b>253</b>	<b>313</b>	<b>230</b>	<b>230</b>	<b>26</b>	<b>26</b>
DIV. I NON-CONF.	<b>5- 5</b>	<b>160</b>	<b>0- 0</b>	<b>217</b>	<b>275</b>	<b>208</b>	<b>208</b>	<b>28</b>	<b>28</b>
TOTALS	RPI 1-25	RPI 26-50	W-L RECORDS	RPI 51-100	RPI 101-150	RPI 150+			
13- 12	0- 0	0- 2	OVERALL	1- 4	0- 0	12- 6			
9- 5	0- 0	0- 1	HOME	1- 2	0- 0	8- 2			
4- 6	0- 0	0- 1	AWAY	0- 1	0- 0	4- 4			
0- 1	0- 0	0- 0	NEUTRAL	0- 1	0- 0	0- 0			
5- 5	0- 0	0- 2	NON-CONFERENCE	1- 1	0- 0	4- 2			
4- 2	0- 0	0- 1	HOME	1- 0	0- 0	3- 1			
1- 3	0- 0	0- 1	AWAY	0- 1	0- 0	1- 1			
0- 0	0- 0	0- 0	NEUTRAL	0- 0	0- 0	0- 0			
8- 7	0- 0	0- 0	CONFERENCE	0- 3	0- 0	8- 4			
5- 3	0- 0	0- 0	HOME	0- 2	0- 0	5- 1			
3- 3	0- 0	0- 0	AWAY	0- 0	0- 0	3- 3			
0- 1	0- 0	0- 0	NEUTRAL	0- 1	0- 0	0- 0			

RPI 1-25				RPI 26-50				RPI 51-100				RPI 101+				Team's RPI: 230	
RPI	S	Opponent	Score	RPI	S	Opponent	Score	RPI	S	Opponent	Score	RPI	S	Opponent	Score		
				31	A	Penn	43 57	66	H	Army West Point	34 49	212	A	Kansas	54 61		
				45	H	Colorado St.	73 82	66	N	Army West Point	38 75	216	A	Lehigh	62 54		
								71	A	Hofstra	63 65	216	H	Lehigh	48 51		
								87	H	Elon	73 70	219	H	Siena	59 58		
								93	H	Bucknell	41 51	239	A	Holy Cross	49 57		
												239	H	Holy Cross	50 49		
												249	H	N.C. A&T	52 48		
												251	A	Loyola Maryland	38 51		
												251	H	Loyola Maryland	45 38		
												303	A	Colgate	62 58		
												303	H	Colgate	51 41		
												325	A	Lafayette	65 58		
												325	H	Lafayette	64 48		
												327	H	LIU Brooklyn	66 68		
												335	A	Saint Peter's	50 39		
												344	H	Air Force	64 46		
												345	A	Boston U.	49 51		
												345	H	Boston U.	67 56		
LAST 12 Division I GAMES:																	
				66	H	Army West Point	34 49	239	H	Holy Cross	50 49						
				216	A	Lehigh	62 54	66	N	Army West Point	38 75						
				325	H	Lafayette	64 48	216	H	Lehigh	48 51						
				251	H	Loyola Maryland	45 38	325	A	Lafayette	65 58						
				303	A	Colgate	62 58	251	A	Loyola Maryland	38 51						
				345	A	Boston U.	49 51	303	H	Colgate	51 41						

Non-Div I Games: Johns Hopkins 77 45

Navy

■ Loss, 
 ■ Non-Conf, 
 ■ S Site, 
 ■ Home 
 ■ A Away 
 N Neutral

## Nebraska

Through Games Of Feb. 20, 2016

Average RPI Win:	165	WON-LOST	WINNING	LAST 10	STRENGTH OF	OPP. STRENGTH	TEAM	ADJ.	CONF.	ADJ CONF.
Average RPI Loss:	48	RECORD	PCT. RANK	GAMES	SCHEDULE	OF SCHEDULE	RPI	RPI	RPI	RPI
DIV. I ONLY	17- 9	83	6- 4	108	29	70	70	5	5	
DIV. I NON-CONF.	9- 2	37	0- 0	267	127	102	102	4	4	
TOTALS	RPI 1-25	RPI 26-50	W-L RECORDS	RPI 51-100	RPI 101-150	RPI 150+				
17- 9	1- 3	3- 2	OVERALL	2- 4	3- 0	8- 0				
14- 1	1- 0	3- 0	HOME	0- 1	2- 0	8- 0				
3- 8	0- 3	0- 2	AWAY	2- 3	1- 0	0- 0				
0- 0	0- 0	0- 0	NEUTRAL	0- 0	0- 0	0- 0				
9- 2	0- 1	2- 0	NON-CONFERENCE	0- 1	1- 0	6- 0				
9- 0	0- 0	2- 0	HOME	0- 0	1- 0	6- 0				
0- 2	0- 1	0- 0	AWAY	0- 1	0- 0	0- 0				
0- 0	0- 0	0- 0	NEUTRAL	0- 0	0- 0	0- 0				
8- 7	1- 2	1- 2	CONFERENCE	2- 3	2- 0	2- 0				
5- 1	1- 0	1- 0	HOME	0- 1	1- 0	2- 0				
3- 6	0- 2	0- 2	AWAY	2- 2	1- 0	0- 0				
0- 0	0- 0	0- 0	NEUTRAL	0- 0	0- 0	0- 0				

RPI	S	Opponent	Score	RPI	S	Opponent	Score	RPI	S	Opponent	Score	RPI	S	Opponent	Score
3	A	UConn	46 88	43	A	Indiana	47 59	56	H	Iowa	68 74	127	A	Penn St.	83 78
5	A	Ohio St.	70 96	44	H	Arkansas St.	79 71	64	A	Purdue	62 61	127	H	Penn St.	87 69
11	A	Maryland	50 89	46	H	North Carolina St.	88 67	67	A	Michigan	93 81	138	H	Creighton	65 63
25	H	Michigan St.	73 66	50	A	Rutgers	56 66	78	A	Minnesota	73 110	154	H	Illinois	73 57
				50	H	Rutgers	65 54	84	A	California	80 87	166	H	Southern U.	89 38
								100	A	Northwestern	62 85	177	H	Wisconsin	75 62
												275	H	Northern Ariz.	90 67
												321	H	North Florida	91 46
												329	H	Evansville	85 40
												342	H	Ark.-Pine Bluff	96 46
												349	H	N.C. Central	88 47
LAST 12 Division I GAMES:															
5	A	Ohio St.	70 96	177	H	Wisconsin	75 62								
25	H	Michigan St.	73 66	67	A	Michigan	93 81								
78	A	Minnesota	73 110	64	A	Purdue	62 61								
43	A	Indiana	47 59	50	H	Rutgers	65 54								
127	H	Penn St.	87 69	127	A	Penn St.	83 78								
50	A	Rutgers	56 66	154	H	Illinois	73 57								

Non-Div I Games:

Nebraska

■ Loss, 
 ■ Non-Conf, S Site, 
 ■ Home 
 ■ Away 
 N Neutral

Average RPI Win: <b>261</b>	WON-LOST	WINNING	LAST 10	STRENGTH OF	OPP. STRENGTH	TEAM	ADJ.	CONF.	ADJ CONF.
Average RPI Loss: <b>174</b>	RECORD	PCT. RANK	GAMES	SCHEDULE	OF SCHEDULE	RPI	RPI	RPI	RPI
DIV. I ONLY	4- 20	320	3- 7	225	232	323	323	19	19
DIV. I NON-CONF.	0- 10	338	0- 0	196	241	336	336	20	20
TOTALS	RPI 1-25	RPI 26-50	W-L RECORDS	RPI 51-100	RPI 101-150	RPI 150+			
4- 20	0- 0	0- 1	OVERALL	0- 3	0- 4	4- 12			
3- 10	0- 0	0- 1	HOME	0- 2	0- 2	3- 5			
1- 8	0- 0	0- 0	AWAY	0- 0	0- 2	1- 6			
0- 2	0- 0	0- 0	NEUTRAL	0- 1	0- 0	0- 1			
0- 10	0- 0	0- 0	NON-CONFERENCE	0- 3	0- 1	0- 6			
0- 5	0- 0	0- 0	HOME	0- 2	0- 1	0- 2			
0- 3	0- 0	0- 0	AWAY	0- 0	0- 0	0- 3			
0- 2	0- 0	0- 0	NEUTRAL	0- 1	0- 0	0- 1			
4- 10	0- 0	0- 1	CONFERENCE	0- 0	0- 3	4- 6			
3- 5	0- 0	0- 1	HOME	0- 0	0- 1	3- 3			
1- 5	0- 0	0- 0	AWAY	0- 0	0- 2	1- 3			
0- 0	0- 0	0- 0	NEUTRAL	0- 0	0- 0	0- 0			

RPI 1-25	RPI 26-50	RPI 51-100	RPI 101+	Team's RPI: 323
RPI S Opponent Score	RPI S Opponent Score	RPI S Opponent Score	RPI S Opponent Score	Score
	45  Colorado St. 37  64	76  Middle Tenn. 46  90	101  San Francisco 62  70	
		77 N Washington St. 57  70	134  Fresno St. 56  65	
		80  San Diego 47  84	134  Fresno St. 59  67	
			144  Boise St. 58  66	
			153  Pacific 52  74	
			164  Montana St. 53  66	
			181  New Mexico 47  51	
			196  San Jose St. 63  76	
			202  Utah St. 66  79	
			207  Utah Valley 65  73	
			211  UNLV 59  65	
			211  UNLV 71 65	
			218  Ill.-Chicago 55  70	
			238  Wyoming 53  68	
			238  Wyoming 68 65	
			242 N Loyola Marymount 58  69	
			250  San Diego St. 70 64	
			336  UC Irvine 64  68	
			344  Air Force 53  59	
			344  Air Force 68 57	
LAST 12 Division I GAMES:				
211  UNLV 71 65	250  San Diego St. 70 64			
196  San Jose St. 63  76	211  UNLV 59  65			
134  Fresno St. 56  65	238  Wyoming 68 65			
344  Air Force 53  59	144  Boise St. 58  66			
45  Colorado St. 37  64	344  Air Force 68 57			
202  Utah St. 66  79	134  Fresno St. 59  67			

Non-Div I Games: San Fran. St. 57 51

Nevada

# New Hampshire

Through Games Of Feb. 20, 2016

Average RPI Win:	256	WON-LOST	WINNING	LAST 10	STRENGTH OF	OPP. STRENGTH	TEAM	ADJ.	CONF.	ADJ CONF.
Average RPI Loss:	146	RECORD	PCT. RANK	GAMES	SCHEDULE	OF SCHEDULE	RPI	RPI	RPI	RPI
DIV. I ONLY	10- 16	238	5- 5	186	229	236	236	15	15	
DIV. I NON-CONF.	5- 7	198	0- 0	231	259	215	215	18	18	
TOTALS	RPI 1-25	RPI 26-50	W-L RECORDS	RPI 51-100	RPI 101-150	RPI 150+				
10- 16	0- 0	0- 3	OVERALL	0- 2	1- 3	9- 8				
6- 6	0- 0	0- 2	HOME	0- 1	1- 0	5- 3				
4- 10	0- 0	0- 0	AWAY	0- 0	0- 1	4- 1				
0- 0	0- 0	0- 0	NEUTRAL	0- 0	0- 0	0- 0				
5- 7	0- 0	0- 1	NON-CONFERENCE	0- 0	0- 2	5- 4				
2- 3	0- 0	0- 1	HOME	0- 0	0- 0	2- 2				
3- 4	0- 0	0- 0	AWAY	0- 0	0- 2	3- 2				
0- 0	0- 0	0- 0	NEUTRAL	0- 0	0- 0	0- 0				
5- 9	0- 0	0- 2	CONFERENCE	0- 2	1- 1	4- 4				
4- 3	0- 0	0- 1	HOME	0- 1	1- 0	3- 1				
1- 6	0- 0	0- 1	AWAY	0- 1	0- 1	1- 3				
0- 0	0- 0	0- 0	NEUTRAL	0- 0	0- 0	0- 0				

RPI 1-25				RPI 26-50				RPI 51-100				RPI 101+				Team's RPI: 236	
RPI	S	Opponent	Score	RPI	S	Opponent	Score	RPI	S	Opponent	Score	RPI	S	Opponent	Score		
				31	H	Penn	60 67	72	A	Maine	55 59	114	A	Boston College	51 71		
				48	A	Albany (NY)	48 85	72	H	Maine	52 62	117	A	North Carolina	60 65		
				48	H	Albany (NY)	52 78					143	A	Stony Brook	54 63		
												143	H	Stony Brook	49 46		
												158	H	UMBC	55 65		
												159	H	Northeastern	54 66		
												160	A	Yale	46 63		
												215	A	Hartford	44 48		
												215	H	Hartford	53 42		
												219	H	Siena	53 57		
												225	A	Dartmouth	61 57		
												228	A	Sacred Heart	81 69		
												234	H	Manhattan	72 57		
												241	A	Bryant	42 55		
												244	A	Binghamton	50 51		
												244	H	Binghamton	64 49		
												279	A	Central Conn. St.	64 50		
												295	A	Vermont	63 83		
												322	A	UMass Lowell	63 55		
												322	H	UMass Lowell	65 61		
												345	H	Boston U.	69 52		
LAST 12 Division I GAMES:																	
				215	H	Hartford	53 42	158	H	UMBC	55 65						
				322	A	UMass Lowell	63 55	295	A	Vermont	63 83						
				143	H	Stony Brook	49 46	215	A	Hartford	44 48						
				48	A	Albany (NY)	48 85	322	H	UMass Lowell	65 61						
				72	A	Maine	55 59	72	H	Maine	52 62						
				244	H	Binghamton	64 49	143	A	Stony Brook	54 63						

Non-Div I Games: Colby-Sawyer 72 41

New Hampshire

Loss, Non-Conf, S Site, H Home A Away N Neutral

Average RPI Win:	238	WON-LOST	WINNING	LAST 10	STRENGTH OF	OPP. STRENGTH	TEAM	ADJ.	CONF.	ADJ CONF.
Average RPI Loss:	146	RECORD	PCT. RANK	GAMES	SCHEDULE	OF SCHEDULE	RPI	RPI	RPI	RPI
DIV. I ONLY	14- 11	137	3- 3	230	208	181	181	19	19	
DIV. I NON-CONF.	7- 4	110	0- 1	73	231	104	104	20	20	
TOTALS	RPI 1-25	RPI 26-50	W-L RECORDS	RPI 51-100	RPI 101-150	RPI 150+				
14- 11	0- 2	0- 0	OVERALL	1- 2	1- 2	12- 5				
9- 5	0- 1	0- 0	HOME	0- 1	0- 2	9- 1				
5- 6	0- 1	0- 0	AWAY	1- 1	1- 0	3- 4				
0- 0	0- 0	0- 0	NEUTRAL	0- 0	0- 0	0- 0				
7- 4	0- 2	0- 0	NON-CONFERENCE	1- 2	0- 0	6- 0				
5- 2	0- 1	0- 0	HOME	0- 1	0- 0	5- 0				
2- 2	0- 1	0- 0	AWAY	1- 1	0- 0	1- 0				
0- 0	0- 0	0- 0	NEUTRAL	0- 0	0- 0	0- 0				
7- 7	0- 0	0- 0	CONFERENCE	0- 0	1- 2	6- 5				
4- 3	0- 0	0- 0	HOME	0- 0	0- 2	4- 1				
3- 4	0- 0	0- 0	AWAY	0- 0	1- 0	2- 4				
0- 0	0- 0	0- 0	NEUTRAL	0- 0	0- 0	0- 0				

RPI 1-25				RPI 26-50				RPI 51-100				RPI 101+ Team's RPI: 181			
RPI	S	Opponent	Score	RPI	S	Opponent	Score	RPI	S	Opponent	Score	RPI	S	Opponent	Score
21	H	Duquesne	69 78					78	A	Minnesota	72 53	134	H	Fresno St.	65 69
24	A	UTEP	62 70					95	A	New Mexico St.	59 78	144	A	Boise St.	70 60
								95	H	New Mexico St.	47 52	144	H	Boise St.	60 81
												168	H	Sacramento St.	84 71
												170	A	SMU	63 58
												196	A	San Jose St.	58 59
												196	H	San Jose St.	71 57
												202	A	Utah St.	56 72
												202	H	Utah St.	73 70
												211	A	UNLV	48 57
												211	H	UNLV	67 53
												238	A	Wyoming	48 66
												246	H	Houston Baptist	65 57
												250	H	San Diego St.	46 51
												264	H	Pepperdine	60 52
												319	H	Nicholls St.	83 43
												323	A	Nevada	51 47
												328	H	Southern Utah	70 48
												344	A	Air Force	63 33
												344	H	Air Force	58 36
LAST 12 Division I GAMES:															
21	H	Duquesne	69 78	211	A	UNLV	48 57								
344	H	Air Force	58 36	144	H	Boise St.	60 81								
144	A	Boise St.	70 60	344	A	Air Force	63 33								
196	A	San Jose St.	58 59	196	H	San Jose St.	71 57								
202	H	Utah St.	73 70	238	A	Wyoming	48 66								
250	H	San Diego St.	46 51	211	H	UNLV	67 53								

Non-Div I Games:

New Mexico

■ Loss, 
 ■ Non-Conf, S Site, 
 ■ Home 
 ■ Away 
 N Neutral

Average RPI Win:	244	WON-LOST	WINNING	LAST 10	STRENGTH OF	OPP. STRENGTH	TEAM	ADJ.	CONF.	ADJ CONF.
Average RPI Loss:	74	RECORD	PCT. RANK	GAMES	SCHEDULE	OF SCHEDULE	RPI	RPI	RPI	RPI
DIV. I ONLY	21- 3	14	10- 0	315	186	95	95	25	25	
DIV. I NON-CONF.	9- 3	69	0- 0	274	98	122	122	25	25	
TOTALS	RPI 1-25	RPI 26-50	W-L RECORDS	RPI 51-100	RPI 101-150	RPI 150+				
21- 3	0- 1	0- 0	OVERALL	0- 1	1- 1	20- 0				
10- 1	0- 1	0- 0	HOME	0- 0	1- 0	9- 0				
10- 1	0- 0	0- 0	AWAY	0- 0	0- 1	10- 0				
1- 1	0- 0	0- 0	NEUTRAL	0- 1	0- 0	1- 0				
9- 3	0- 1	0- 0	NON-CONFERENCE	0- 1	1- 1	8- 0				
5- 1	0- 1	0- 0	HOME	0- 0	1- 0	4- 0				
3- 1	0- 0	0- 0	AWAY	0- 0	0- 1	3- 0				
1- 1	0- 0	0- 0	NEUTRAL	0- 1	0- 0	1- 0				
12- 0	0- 0	0- 0	CONFERENCE	0- 0	0- 0	12- 0				
5- 0	0- 0	0- 0	HOME	0- 0	0- 0	5- 0				
7- 0	0- 0	0- 0	AWAY	0- 0	0- 0	7- 0				
0- 0	0- 0	0- 0	NEUTRAL	0- 0	0- 0	0- 0				

RPI 1-25				RPI 26-50				RPI 51-100 Team's RPI: 95				RPI 101+			
RPI	S	Opponent	Score	RPI	S	Opponent	Score	RPI	S	Opponent	Score	RPI	S	Opponent	Score
24	H	UTEP	65 71					75	N	Vanderbilt	45 71	124	A	Arizona	64 68
												129	H	Northwestern St.	65 54
												168	H	Sacramento St.	80 77
												181	A	New Mexico	52 47
												181	H	New Mexico	78 59
												196	A	San Jose St.	75 66
												207	A	Utah Valley	59 53
												207	H	Utah Valley	73 68
												208	A	UTRGV	68 57
												226	A	Grand Canyon	64 44
												226	H	Grand Canyon	60 58
												240	A	CSU Bakersfield	67 59
												240	H	CSU Bakersfield	86 63
												255	A	Seattle	66 56
												255	H	Seattle	69 54
												275	H	Northern Ariz.	87 53
												302	A	UMKC	68 62
												312	N	A&M-Corpus Christi	70 51
												315	A	North Dakota St.	79 69
												328	H	Southern Utah	74 60
												340	A	Chicago St.	70 60
												340	H	Chicago St.	76 63
LAST 12 Division I GAMES:															
255	A	Seattle	66 56	240	H	CSU Bakersfield	86 63								
240	A	CSU Bakersfield	67 59	255	H	Seattle	69 54								
340	H	Chicago St.	76 63	340	A	Chicago St.	70 60								
207	A	Utah Valley	59 53	302	A	UMKC	68 62								
226	A	Grand Canyon	64 44	226	H	Grand Canyon	60 58								
208	A	UTRGV	68 57	207	H	Utah Valley	73 68								

Non-Div I Games: Eastern N.M. 76 61 Western N.M. 68 39

New Mexico St.

Loss, Non-Conf, S Site, H Home A Away N Neutral

Average RPI Win:	295	WON-LOST	WINNING	LAST 10	STRENGTH OF	OPP. STRENGTH	TEAM	ADJ.	CONF.	ADJ CONF.
Average RPI Loss:	207	RECORD	PCT. RANK	GAMES	SCHEDULE	OF SCHEDULE	RPI	RPI	RPI	RPI
DIV. I ONLY	5- 16	301	2- 8	312	289	332	332	27	27	
DIV. I NON-CONF.	1- 6	311	0- 0	318	257	344	344	26	26	
TOTALS	RPI 1-25	RPI 26-50	W-L RECORDS	RPI 51-100	RPI 101-150	RPI 150+				
5- 16	0- 0	0- 0	OVERALL	0- 1	0- 4	5- 11				
4- 5	0- 0	0- 0	HOME	0- 0	0- 1	4- 4				
1- 10	0- 0	0- 0	AWAY	0- 0	0- 1	1- 1				
0- 1	0- 0	0- 0	NEUTRAL	0- 0	0- 0	0- 1				
1- 6	0- 0	0- 0	NON-CONFERENCE	0- 1	0- 1	1- 4				
1- 1	0- 0	0- 0	HOME	0- 0	0- 0	1- 1				
0- 4	0- 0	0- 0	AWAY	0- 1	0- 1	0- 2				
0- 1	0- 0	0- 0	NEUTRAL	0- 0	0- 0	0- 1				
4- 10	0- 0	0- 0	CONFERENCE	0- 0	0- 3	4- 7				
3- 4	0- 0	0- 0	HOME	0- 0	0- 1	3- 3				
1- 6	0- 0	0- 0	AWAY	0- 0	0- 2	1- 4				
0- 0	0- 0	0- 0	NEUTRAL	0- 0	0- 0	0- 0				

RPI 1-25				RPI 26-50				RPI 51-100				RPI 101+				Team's RPI: 332	
RPI	S	Opponent	Score	RPI	S	Opponent	Score	RPI	S	Opponent	Score	RPI	S	Opponent	Score		
								85	A	TCU	36	85	108	A	Central Ark.	55	67
												108	H	Central Ark.	44	59	
												129	A	Northwestern St.	53	70	
												133	A	Arkansas	41	73	
												162	A	Ole Miss	59	97	
												163	A	McNeese St.	63	92	
												163	H	McNeese St.	74	77	
												214	H	Stephen F. Austin	58	57	
												235	A	Sam Houston St.	52	64	
												246	H	Houston Baptist	51	71	
												283	A	Lamar	52	79	
												289	N	Florida A&M	60	71	
												292	A	Kennesaw St.	53	60	
												297	H	UNCG	79	81	
												299	H	Jackson St.	85	68	
												312	A	A&M-Corpus Christi	59	73	
												312	H	A&M-Corpus Christi	64	75	
												313	A	Southeastern La.	62	51	
												319	H	Nicholls St.	62	55	
												330	H	Incarnate Word	55	49	
LAST 12 Division I GAMES:																	
129	A	Northwestern St.	53	70	319	H	Nicholls St.	62	55								
313	A	Southeastern La.	62	51	312	A	A&M-Corpus Christi	59	73								
312	H	A&M-Corpus Christi	64	75	108	H	Central Ark.	44	59								
108	A	Central Ark.	55	67	246	H	Houston Baptist	51	71								
163	A	McNeese St.	63	92	214	H	Stephen F. Austin	58	57								
163	H	McNeese St.	74	77	235	A	Sam Houston St.	52	64								

Non-Div I Games: LSU-Alexandria 93 75 Trinity Baptist 109 46

New Orleans

■ Loss, 
 ■ Non-Conf, S Site, 
 ■ Home 
 ■ Away 
 N Neutral



## Niagara

Through Games Of Feb. 20, 2016

Average RPI Win: <b>294</b>	WON-LOST	WINNING	LAST 10	STRENGTH OF	OPP. STRENGTH	TEAM	ADJ.	CONF.	ADJ CONF.
Average RPI Loss: <b>174</b>	RECORD	PCT. RANK	GAMES	SCHEDULE	OF SCHEDULE	RPI	RPI	RPI	RPI
DIV. I ONLY	6- 20	303	1- 9	260	247	305	305	23	23
DIV. I NON-CONF.	2- 7	280	0- 0	240	217	286	286	23	23
TOTALS	RPI 1-25	RPI 26-50	W-L RECORDS	RPI 51-100	RPI 101-150	RPI 150+			
6- 20	0- 0	0- 1	OVERALL	0- 0	0- 7	6- 12			
3- 10	0- 0	0- 0	HOME	0- 0	0- 4	3- 6			
3- 10	0- 0	0- 1	AWAY	0- 0	0- 3	3- 6			
0- 0	0- 0	0- 0	NEUTRAL	0- 0	0- 0	0- 0			
2- 7	0- 0	0- 1	NON-CONFERENCE	0- 0	0- 3	2- 3			
1- 3	0- 0	0- 0	HOME	0- 0	0- 2	1- 1			
1- 4	0- 0	0- 1	AWAY	0- 0	0- 1	1- 2			
0- 0	0- 0	0- 0	NEUTRAL	0- 0	0- 0	0- 0			
4- 13	0- 0	0- 0	CONFERENCE	0- 0	0- 4	4- 9			
2- 7	0- 0	0- 0	HOME	0- 0	0- 2	2- 5			
2- 6	0- 0	0- 0	AWAY	0- 0	0- 2	2- 4			
0- 0	0- 0	0- 0	NEUTRAL	0- 0	0- 0	0- 0			

RPI 1-25			RPI 26-50			RPI 51-100			RPI 101+			Team's RPI: 305
RPI	S	Opponent	Score	RPI	S	Opponent	Score	RPI	S	Opponent	Score	
				36	A	St. Bonaventure	55 <b>67</b>					
								102	A	Quinnipiac	52 <b>70</b>	
								102	H	Quinnipiac	54 <b>61</b>	
								115	A	Iona	46 <b>73</b>	
								115	H	Iona	52 <b>73</b>	
								132	H	Youngstown St.	54 <b>71</b>	
								140	A	Texas Tech	45 <b>79</b>	
								141	H	Buffalo	48 <b>57</b>	
								157	A	Detroit	75 <b>80</b>	
								178	A	Marist	50 <b>63</b>	
								178	H	Marist	68 <b>82</b>	
								192	A	Fairfield	43 <b>61</b>	
								192	H	Fairfield	56 55	
								194	H	Canisius	66 <b>68</b>	
								205	H	Oakland	67 <b>77</b>	
								219	H	Siena	51 <b>59</b>	
								225	A	Dartmouth	47 <b>60</b>	
								234	A	Manhattan	62 <b>80</b>	
								267	A	Monmouth	60 <b>83</b>	
								267	H	Monmouth	55 <b>68</b>	
								277	H	Cleveland St.	73 72	
								286	A	Rider	67 57	
								286	H	Rider	72 <b>76</b>	
								335	A	Saint Peter's	52 48	
								335	H	Saint Peter's	51 46	
								337	A	Mt. St. Mary's	53 51	
LAST 12 Division I GAMES:												
				267	H	Monmouth	55 <b>68</b>					
				286	H	Rider	72 <b>76</b>					
				178	H	Marist	68 <b>82</b>					
				102	A	Quinnipiac	52 <b>70</b>					
				192	A	Fairfield	43 <b>61</b>					
				115	H	Iona	52 <b>73</b>					
				194	H	Canisius	66 <b>68</b>					
				178	A	Marist	50 <b>63</b>					
				115	A	Iona	46 <b>73</b>					
				335	H	Saint Peter's	51 46					
				102	H	Quinnipiac	54 <b>61</b>					
				286	A	Rider	67 57					

Non-Div I Games:

Niagara

■ Loss, 
 ■ Non-Conf, 
 ■ S Site, 
 ■ Home 
 ■ A Away 
 N Neutral

Average RPI Win:	257	WON-LOST	WINNING	LAST 10	STRENGTH OF	OPP. STRENGTH	TEAM	ADJ.	CONF.	ADJ CONF.
Average RPI Loss:	214	RECORD	PCT. RANK	GAMES	SCHEDULE	OF SCHEDULE	RPI	RPI	RPI	RPI
DIV. I ONLY	7- 16	277	2- 4	324	299	319	319	27	27	
DIV. I NON-CONF.	1- 8	320	1- 0	324	342	348	348	26	26	
TOTALS	RPI 1-25	RPI 26-50	W-L RECORDS	RPI 51-100	RPI 101-150	RPI 150+				
7- 16	0- 0	0- 0	OVERALL	0- 1	1- 3	6- 12				
3- 8	0- 0	0- 0	HOME	0- 1	1- 1	2- 6				
3- 7	0- 0	0- 0	AWAY	0- 0	0- 1	3- 6				
1- 1	0- 0	0- 0	NEUTRAL	0- 0	0- 1	1- 0				
1- 8	0- 0	0- 0	NON-CONFERENCE	0- 0	0- 1	1- 7				
0- 4	0- 0	0- 0	HOME	0- 0	0- 0	0- 4				
0- 3	0- 0	0- 0	AWAY	0- 0	0- 0	0- 3				
1- 1	0- 0	0- 0	NEUTRAL	0- 0	0- 1	1- 0				
6- 8	0- 0	0- 0	CONFERENCE	0- 1	1- 2	5- 5				
3- 4	0- 0	0- 0	HOME	0- 1	1- 1	2- 2				
3- 4	0- 0	0- 0	AWAY	0- 0	0- 1	3- 3				
0- 0	0- 0	0- 0	NEUTRAL	0- 0	0- 0	3- 0				

RPI 1-25				RPI 26-50				RPI 51-100				RPI 101+				Team's RPI: 319	
RPI	S	Opponent	Score	RPI	S	Opponent	Score	RPI	S	Opponent	Score	RPI	S	Opponent	Score		
								60	H	Abilene Christian	68	71	108	H	Central Ark.	65	71
													112	N	Samford	43	45
													129	A	Northwestern St.	62	66
													129	H	Northwestern St.	70	61
													163	H	McNeese St.	85	81
													171	H	Louisiana Tech	55	58
													179	A	Troy	51	104
													181	A	New Mexico	43	83
													183	H	Grambling	65	69
													214	H	Stephen F. Austin	67	89
													235	A	Sam Houston St.	67	63
													246	A	Houston Baptist	71	80
													282	H	Prairie View	70	81
													283	H	Lamar	69	59
													288	H	Jacksonville St.	49	63
													290	A	La.-Monroe	57	69
													312	A	A&M-Corpus Christi	64	62
													313	A	Southeastern La.	68	78
													330	A	Incarnate Word	66	64
													330	H	Incarnate Word	61	63
													332	A	New Orleans	55	62
													348	N	Mississippi Val.	63	54
LAST 12 Division I GAMES:																	
				348	N	Mississippi Val.	63	54		330	A	Incarnate Word	66	64			
				214	H	Stephen F. Austin	67	89		332	A	New Orleans	55	62			
				129	A	Northwestern St.	62	66		108	H	Central Ark.	65	71			
				313	A	Southeastern La.	68	78		129	H	Northwestern St.	70	61			
				163	H	McNeese St.	85	81		312	A	A&M-Corpus Christi	64	62			
				330	H	Incarnate Word	61	63		235	A	Sam Houston St.	67	63			

Non-Div I Games: Southern-N.O. 98 65

Nicholls St.

■ Loss, 
 ■ Non-Conf, 
 ■ S Site, 
 ■ H Home 
 ■ A Away 
 N Neutral

Average RPI Win:	312	WON-LOST	WINNING	LAST 10	STRENGTH OF	OPP. STRENGTH	TEAM	ADJ.	CONF.	ADJ CONF.
Average RPI Loss:	236	RECORD	PCT. RANK	GAMES	SCHEDULE	OF SCHEDULE	RPI	RPI	RPI	RPI
DIV. I ONLY	2- 21	342	2- 8	332	334	346	346	31	31	
DIV. I NON-CONF.	0- 10	338	0- 0	268	280	346	346	30	30	
TOTALS	RPI 1-25	RPI 26-50	W-L RECORDS	RPI 51-100	RPI 101-150	RPI 150+				
2- 21	0- 0	0- 1	OVERALL	0- 1	0- 1	2- 18				
0- 8	0- 0	0- 0	HOME	0- 0	0- 0	0- 8				
2- 11	0- 0	0- 1	AWAY	0- 1	0- 1	2- 8				
0- 2	0- 0	0- 0	NEUTRAL	0- 0	0- 0	0- 2				
0- 10	0- 0	0- 1	NON-CONFERENCE	0- 1	0- 1	0- 7				
0- 3	0- 0	0- 0	HOME	0- 0	0- 0	0- 3				
0- 5	0- 0	0- 1	AWAY	0- 1	0- 1	0- 2				
0- 2	0- 0	0- 0	NEUTRAL	0- 0	0- 0	0- 2				
2- 11	0- 0	0- 0	CONFERENCE	0- 0	0- 0	2- 11				
0- 5	0- 0	0- 0	HOME	0- 0	0- 0	0- 5				
2- 6	0- 0	0- 0	AWAY	0- 0	0- 0	2- 6				
0- 0	0- 0	0- 0	NEUTRAL	0- 0	0- 0	0- 0				

RPI S	Opponent	Score	RPI S	Opponent	Score	RPI S	Opponent	Score	RPI S	Opponent	Score	Team's RPI: 346
			32 A	Mississippi St.	34 92	91 A	Virginia	50 86	150 A	Marshall	67 81	
									165 A	Hampton	62 73	
									203 A	William & Mary	47 67	
									204 H	USC Upstate	62 82	
									205 H	Oakland	73 83	
									233 A	Morgan St.	58 67	
									233 H	Morgan St.	56 59	
									249 A	N.C. A&T	53 64	
									251 A	Loyola Maryland	67 75	
									252 H	UNCW	57 61	
									259 H	Bethune-Cookman	45 53	
									263 A	Coppin St.	44 69	
									274 N	La Salle	59 67	
									289 H	Florida A&M	67 83	
									293 A	UMES	74 63	
									294 H	Savannah St.	53 68	
									308 H	South Carolina St.	52 60	
									326 A	Delaware St.	61 64	
									331 A	Howard	110 108	
									333 N	St. Francis Brooklyn	55 59	
									349 A	N.C. Central	62 63	
LAST 12 Division I GAMES:												
			326 A	Delaware St.	61 64		308 H	South Carolina St.	52 60			
			233 H	Morgan St.	56 59		249 A	N.C. A&T	53 64			
			293 A	UMES	74 63		349 A	N.C. Central	62 63			
			331 A	Howard	110 108		259 H	Bethune-Cookman	45 53			
			165 A	Hampton	62 73		289 H	Florida A&M	67 83			
			294 H	Savannah St.	53 68		263 A	Coppin St.	44 69			

Non-Div I Games:

Norfolk St.

■ Loss, 
 ■ Non-Conf, 
 ■ S Site, 
 ■ Home 
 ■ A Away 
 N Neutral

# North Carolina

Through Games Of Feb. 20, 2016

Average RPI Win:	172	WON-LOST	WINNING	LAST 10	STRENGTH OF	OPP. STRENGTH	TEAM	ADJ.	CONF.	ADJ CONF.
Average RPI Loss:	73	RECORD	PCT. RANK	GAMES	SCHEDULE	OF SCHEDULE	RPI	RPI	RPI	RPI
DIV. I ONLY	14- 14	171	2- 8	39	81	117	117	4	4	
DIV. I NON-CONF.	10- 5	99	0- 0	99	244	132	132	5	5	
TOTALS	RPI 1-25	RPI 26-50	W-L RECORDS	RPI 51-100	RPI 101-150	RPI 150+				
14- 14	1- 4	0- 3	OVERALL	1- 3	5- 2	7- 2				
11- 7	1- 1	0- 1	HOME	1- 2	2- 1	7- 2				
1- 7	0- 3	0- 2	AWAY	0- 1	1- 1	0- 0				
2- 0	0- 0	0- 0	NEUTRAL	0- 0	2- 0	0- 0				
10- 5	0- 1	0- 0	NON-CONFERENCE	1- 2	3- 0	6- 2				
8- 4	0- 0	0- 0	HOME	1- 2	1- 0	6- 2				
0- 1	0- 1	0- 0	AWAY	0- 0	0- 0	0- 0				
2- 0	0- 0	0- 0	NEUTRAL	0- 0	2- 0	0- 0				
4- 9	1- 3	0- 3	CONFERENCE	0- 1	2- 2	1- 0				
3- 3	1- 1	0- 1	HOME	0- 0	1- 1	1- 0				
1- 6	0- 2	0- 2	AWAY	0- 1	1- 1	0- 0				
0- 0	0- 0	0- 0	NEUTRAL	0- 0	0- 0	0- 0				

RPI S	Opponent	Score	RPI S	Opponent	Score	RPI S	Opponent	Score	RPI S	Opponent	Score	Team's RPI: 117
1	A Notre Dame	54 88	28	H Miami (FL)	61 76	65	H Oregon	77 79	107	N Gonzaga	67 62	
13	A Florida St.	63 94	46	A North Carolina St.	49 78	72	H Maine	59 58	113	A Wake Forest	63 75	
16	H Syracuse	77 73	47	A Duke	55 71	86	A Georgia Tech	73 80	114	A Boston College	86 78	
17	H Louisville	60 78				100	H Northwestern	72 85	115	H Iona	64 52	
19	A Oklahoma St.	67 77							120	H Pittsburgh	60 76	
									121	H Virginia Tech	71 67	
									149	N Southern Miss.	69 62	
									153	H Pacific	63 66	
									160	H Yale	70 63	
									204	H USC Upstate	80 40	
									210	H Gardner-Webb	65 66	
									236	H New Hampshire	65 60	
									248	H Clemson	72 56	
									272	H Appalachian St.	68 59	
									289	H Florida A&M	94 58	
									311	H Fairleigh Dickinson	64 46	
LAST 12 Division I GAMES:												
120	H Pittsburgh	60 76	47	A Duke	55 71							
13	A Florida St.	63 94	113	A Wake Forest	63 75							
121	H Virginia Tech	71 67	28	H Miami (FL)	61 76							
114	A Boston College	86 78	86	A Georgia Tech	73 80							
17	H Louisville	60 78	1	A Notre Dame	54 88							
46	A North Carolina St.	49 78	16	H Syracuse	77 73							

Non-Div I Games:

North Carolina

Loss, Non-Conf, S Site, H Home A Away N Neutral

Average RPI Win:	135	WON-LOST	WINNING	LAST 10	STRENGTH OF	OPP. STRENGTH	TEAM	ADJ.	CONF.	ADJ CONF.
Average RPI Loss:	43	RECORD	PCT. RANK	GAMES	SCHEDULE	OF SCHEDULE	RPI	RPI	RPI	RPI
DIV. I ONLY	17- 9	83	6- 4	24	42	46	46	4	4	
DIV. I NON-CONF.	9- 4	95	0- 0	82	83	72	72	5	5	
TOTALS	RPI 1-25	RPI 26-50	W-L RECORDS	RPI 51-100	RPI 101-150	RPI 150+				
17- 9	0- 4	1- 2	OVERALL	4- 2	8- 1	4- 0				
11- 3	0- 2	0- 0	HOME	4- 1	4- 0	3- 0				
4- 5	0- 2	1- 1	AWAY	0- 1	3- 1	0- 0				
2- 1	0- 0	0- 1	NEUTRAL	0- 0	1- 0	1- 0				
9- 4	0- 1	0- 1	NON-CONFERENCE	2- 2	3- 0	4- 0				
6- 1	0- 0	0- 0	HOME	2- 1	1- 0	3- 0				
1- 2	0- 1	0- 0	AWAY	0- 1	1- 0	0- 0				
2- 1	0- 0	0- 1	NEUTRAL	0- 0	1- 0	1- 0				
8- 5	0- 3	1- 1	CONFERENCE	2- 0	5- 1	0- 0				
5- 2	0- 2	0- 0	HOME	2- 0	3- 0	0- 0				
3- 3	0- 1	1- 1	AWAY	0- 0	2- 1	0- 0				
0- 0	0- 0	0- 0	NEUTRAL	0- 0	0- 0	0- 0				

RPI 1-25				RPI 26-50				Team's RPI: 46				RPI 51-100				RPI 101+			
RPI	S	Opponent	Score	RPI	S	Opponent	Score	RPI	S	Opponent	Score	RPI	S	Opponent	Score	RPI	S	Opponent	Score
1	A	Notre Dame	46 82	28	A	Miami (FL)	44 73	55	H	Villanova	70 64	113	A	Wake Forest	58 63				
16	H	Syracuse	52 55	38	N	Seton Hall	55 58	70	A	Nebraska	67 88	113	H	Wake Forest	64 47				
17	H	Louisville	90 92	47	A	Duke	65 62	79	H	Charlotte	72 65	114	H	Boston College	74 63				
20	A	Florida	72 79					86	H	Georgia Tech	65 57	117	H	North Carolina	78 49				
								87	H	Elon	66 69	119	A	Liberty	61 53				
								91	H	Virginia	63 52	120	A	Pittsburgh	78 76				
												121	A	Virginia Tech	72 61				
												139	N	UAB	67 56				
												147	H	Davidson	58 42				
												185	N	Eastern Ky.	73 62				
												200	H	Radford	67 52				
												247	H	High Point	89 48				
												309	H	Western Caro.	86 55				
LAST 12 Division I GAMES:																			
16	H	Syracuse	52 55	121	A	Virginia Tech	72 61												
114	H	Boston College	74 63	17	H	Louisville	90 92												
113	A	Wake Forest	58 63	47	A	Duke	65 62												
1	A	Notre Dame	46 82	120	A	Pittsburgh	78 76												
117	H	North Carolina	78 49	86	H	Georgia Tech	65 57												
91	H	Virginia	63 52	113	H	Wake Forest	64 47												

Non-Div I Games:

North Carolina St.

■ Loss, 
 ■ Non-Conf, S Site, 
 ■ Home 
 ■ Away 
 N Neutral

Average RPI Win:	223	WON-LOST	WINNING	LAST 10	STRENGTH OF	OPP. STRENGTH	TEAM	ADJ.	CONF.	ADJ CONF.
Average RPI Loss:	117	RECORD	PCT. RANK	GAMES	SCHEDULE	OF SCHEDULE	RPI	RPI	RPI	RPI
DIV. I ONLY	13- 12	160	8- 2	60	297	116	116	20	20	
DIV. I NON-CONF.	4- 7	222	0- 0	34	206	171	171	22	22	
TOTALS	RPI 1-25	RPI 26-50	W-L RECORDS	RPI 51-100	RPI 101-150	RPI 150+				
13- 12	0- 0	0- 0	OVERALL	0- 5	1- 4	12- 3				
9- 3	0- 0	0- 0	HOME	0- 1	1- 1	8- 1				
4- 8	0- 0	0- 0	AWAY	0- 0	0- 0	4- 0				
0- 1	0- 0	0- 0	NEUTRAL	0- 1	0- 0	0- 0				
4- 7	0- 0	0- 0	NON-CONFERENCE	0- 5	1- 2	3- 0				
4- 1	0- 0	0- 0	HOME	0- 1	1- 0	3- 0				
0- 5	0- 0	0- 0	AWAY	0- 3	0- 2	0- 0				
0- 1	0- 0	0- 0	NEUTRAL	0- 1	0- 0	0- 0				
9- 5	0- 0	0- 0	CONFERENCE	0- 0	0- 2	9- 3				
5- 2	0- 0	0- 0	HOME	0- 0	0- 1	5- 1				
4- 3	0- 0	0- 0	AWAY	0- 0	0- 1	4- 2				
0- 0	0- 0	0- 0	NEUTRAL	0- 0	0- 0	0- 0				

RPI 1-25			RPI 26-50			RPI 51-100			RPI 101+			Team's RPI: 116
RPI	S	Opponent	Score	RPI	S	Opponent	Score	RPI	S	Opponent	Score	
						56 A Iowa	61 83	101 A San Francisco		57 74		
						65 A Oregon	51 77	109 H UNI		64 59		
						68 H South Dakota	70 73	110 A Drake		63 73		
						78 A Minnesota	47 57	137 A Idaho		65 92		
						88 N UT Martin	58 84	137 H Idaho		59 65		
								164 A Montana St.		61 69		
								175 A Northern Colo.		59 58		
								175 H Northern Colo.		54 51		
								191 A Montana		61 59		
								197 A Weber St.		85 78		
								197 H Weber St.		56 62		
								198 A Eastern Wash.		57 60		
								198 H Eastern Wash.		72 69		
								227 H Western Ill.		78 67		
								229 A Idaho St.		60 57		
								229 H Idaho St.		45 42		
								257 H Omaha		67 52		
								275 H Northern Ariz.		63 56		
								315 H North Dakota St.		71 54		
								328 H Southern Utah		68 56		
LAST 12 Division I GAMES:												
						175 A Northern Colo.	59 58	328 H Southern Utah		68 56		
						137 H Idaho	59 65	275 H Northern Ariz.		63 56		
						198 H Eastern Wash.	72 69	191 A Montana		61 59		
						197 A Weber St.	85 78	164 A Montana St.		61 69		
						229 A Idaho St.	60 57	229 H Idaho St.		45 42		
						175 H Northern Colo.	54 51	197 H Weber St.		56 62		

Non-Div I Games:

North Dakota

Average RPI Win:	307	WON-LOST	WINNING	LAST 10	STRENGTH OF	OPP. STRENGTH	TEAM	ADJ.	CONF.	ADJ CONF.
Average RPI Loss:	170	RECORD	PCT. RANK	GAMES	SCHEDULE	OF SCHEDULE	RPI	RPI	RPI	RPI
DIV. I ONLY	5- 20	310	2- 8	223	275	315	315	18	18	
DIV. I NON-CONF.	3- 8	258	0- 0	288	340	311	311	19	19	
TOTALS	RPI 1-25	RPI 26-50	W-L RECORDS	RPI 51-100	RPI 101-150	RPI 150+				
5- 20	0- 0	0- 0	OVERALL	0- 6	0- 5	5- 9				
3- 9	0- 0	0- 0	HOME	0- 4	0- 2	3- 3				
1- 9	0- 0	0- 0	AWAY	0- 2	0- 3	1- 4				
1- 2	0- 0	0- 0	NEUTRAL	0- 0	0- 0	1- 2				
3- 8	0- 0	0- 0	NON-CONFERENCE	0- 2	0- 1	3- 5				
1- 3	0- 0	0- 0	HOME	0- 2	0- 0	1- 1				
1- 3	0- 0	0- 0	AWAY	0- 0	0- 1	1- 2				
1- 2	0- 0	0- 0	NEUTRAL	0- 0	0- 0	1- 2				
2- 12	0- 0	0- 0	CONFERENCE	0- 4	0- 4	2- 4				
2- 6	0- 0	0- 0	HOME	0- 2	0- 2	2- 2				
0- 6	0- 0	0- 0	AWAY	0- 2	0- 2	0- 2				
0- 0	0- 0	0- 0	NEUTRAL	0- 0	0- 0	0- 0				

RPI 1-25				RPI 26-50				RPI 51-100				RPI 101+				Team's RPI: 315	
RPI	S	Opponent	Score	RPI	S	Opponent	Score	RPI	S	Opponent	Score	RPI	S	Opponent	Score		
								63	A	South Dakota St.	47	81	116	A	North Dakota	54	71
								63	H	South Dakota St.	63	81	125	A	IUPUI	44	67
								68	A	South Dakota	54	80	125	H	IUPUI	63	64
								68	H	South Dakota	94	96	148	A	Oral Roberts	58	59
								72	H	Maine	51	82	148	H	Oral Roberts	42	52
								95	H	New Mexico St.	69	79	182	N	Delaware	50	62
													226	H	Grand Canyon	67	76
													227	H	Western Ill.	82	94
													249	N	N.C. A&T	64	72
													250	A	San Diego St.	54	64
													257	A	Omaha	52	77
													257	H	Omaha	74	67
													282	N	Prairie View	79	58
													296	A	Denver	53	64
													296	H	Denver	45	55
													317	H	IPFW	94	85
													324	A	Kent St.	54	75
													338	H	Cal St. Fullerton	79	64
													343	A	NJIT	64	59
LAST 12 Division I GAMES:																	
296	H	Denver	45	55	317	H	IPFW	94	85								
257	H	Omaha	74	67	227	H	Western Ill.	82	94								
125	H	IUPUI	63	64	125	A	IUPUI	44	67								
63	A	South Dakota St.	47	81	68	H	South Dakota	94	96								
148	A	Oral Roberts	58	59	148	H	Oral Roberts	42	52								
68	A	South Dakota	54	80	296	A	Denver	53	64								

Non-Div I Games: Valley City St. 85 77 St. Mary (NE) 88 68

North Dakota St.

Loss, Non-Conf, S Site, H Home A Away N Neutral

# North Florida

Through Games Of Feb. 20, 2016

Average RPI Win:	317	WON-LOST	WINNING	LAST 10	STRENGTH OF	OPP. STRENGTH	TEAM	ADJ.	CONF.	ADJ CONF.
Average RPI Loss:	189	RECORD	PCT. RANK	GAMES	SCHEDULE	OF SCHEDULE	RPI	RPI	RPI	RPI
DIV. I ONLY	4- 20	320	2- 8	236	308	321	321	29	29	
DIV. I NON-CONF.	2- 10	304	0- 0	234	298	312	312	27	27	
TOTALS	RPI 1-25	RPI 26-50	W-L RECORDS	RPI 51-100	RPI 101-150	RPI 150+				
4- 20	0- 1	0- 0	OVERALL	0- 4	0- 1	4- 14				
2- 10	0- 0	0- 0	HOME	0- 2	0- 0	2- 8				
2- 10	0- 1	0- 0	AWAY	0- 2	0- 1	2- 6				
0- 0	0- 0	0- 0	NEUTRAL	0- 0	0- 0	0- 0				
2- 10	0- 1	0- 0	NON-CONFERENCE	0- 2	0- 1	2- 6				
1- 5	0- 0	0- 0	HOME	0- 1	0- 0	1- 4				
1- 5	0- 1	0- 0	AWAY	0- 1	0- 1	1- 2				
0- 0	0- 0	0- 0	NEUTRAL	0- 0	0- 0	0- 0				
2- 10	0- 0	0- 0	CONFERENCE	0- 2	0- 0	2- 8				
1- 5	0- 0	0- 0	HOME	0- 1	0- 0	1- 4				
1- 5	0- 0	0- 0	AWAY	0- 1	0- 0	1- 4				
0- 0	0- 0	0- 0	NEUTRAL	0- 0	0- 0	0- 0				

RPI	S	Opponent	Score	RPI	S	Opponent	Score	RPI	S	Opponent	Score	RPI	S	Opponent	Score	Team's RPI: 321
13	A	Florida St.	28 80					62	A	FGCU	50 75	111	A	Mercer	54 68	
								62	H	FGCU	38 65	151	H	Jacksonville	39 73	
								64	H	Purdue	47 70	155	A	Alabama	47 69	
								70	A	Nebraska	46 91	193	A	Stetson	61 81	
												193	H	Stetson	56 67	
												204	A	USC Upstate	54 69	
												204	H	USC Upstate	61 75	
												252	H	UNCW	47 63	
												259	H	Bethune-Cookman	49 53	
												269	A	Georgia St.	63 76	
												284	H	Campbell	55 66	
												287	H	Towson	74 72	
												292	A	Kennesaw St.	54 76	
												292	H	Kennesaw St.	55 70	
												302	A	UMKC	62 55	
												308	H	South Carolina St.	48 53	
												334	A	Lipscomb	71 78	
												334	H	Lipscomb	78 70	
												343	A	NJIT	68 51	
LAST 12 Division I GAMES:																
204	H	USC Upstate	61 75	62	H	FGCU	38 65									
292	A	Kennesaw St.	54 76	204	A	USC Upstate	54 69									
334	A	Lipscomb	71 78	343	A	NJIT	68 51									
193	H	Stetson	56 67	334	H	Lipscomb	78 70									
62	A	FGCU	50 75	292	H	Kennesaw St.	55 70									
193	A	Stetson	61 81	151	H	Jacksonville	39 73									

Non-Div I Games: Warner 60 51 Webber Int'l 60 72 Trinity Baptist 97 30

North Florida

Loss, Non-Conf, S Site, H Home A Away N Neutral



Average RPI Win:	198	WON-LOST	WINNING	LAST 10	STRENGTH OF	OPP. STRENGTH	TEAM	ADJ.	CONF.	ADJ CONF.
Average RPI Loss:	139	RECORD	PCT. RANK	GAMES	SCHEDULE	OF SCHEDULE	RPI	RPI	RPI	RPI
DIV. I ONLY	9- 15	244	2- 8	174	130	223	223	11	11	
DIV. I NON-CONF.	5- 5	160	0- 0	195	219	177	177	10	10	
TOTALS	RPI 1-25	RPI 26-50	W-L RECORDS	RPI 51-100	RPI 101-150	RPI 150+				
9- 15	0- 1	1- 0	OVERALL	0- 3	3- 5	5- 6				
4- 8	0- 1	0- 0	HOME	0- 2	2- 3	2- 2				
5- 7	0- 0	1- 0	AWAY	0- 1	1- 2	3- 4				
0- 0	0- 0	0- 0	NEUTRAL	0- 0	0- 0	0- 0				
5- 5	0- 0	1- 0	NON-CONFERENCE	0- 0	1- 3	3- 2				
2- 3	0- 0	0- 0	HOME	0- 0	1- 2	1- 1				
3- 2	0- 0	1- 0	AWAY	0- 0	0- 1	2- 1				
0- 0	0- 0	0- 0	NEUTRAL	0- 0	0- 0	0- 0				
4- 10	0- 1	0- 0	CONFERENCE	0- 3	2- 2	2- 4				
2- 5	0- 1	0- 0	HOME	0- 2	1- 1	1- 1				
2- 5	0- 0	0- 0	AWAY	0- 1	1- 1	1- 3				
0- 0	0- 0	0- 0	NEUTRAL	0- 0	0- 0	0- 0				

RPI	S	Opponent	Score	RPI	S	Opponent	Score	RPI	S	Opponent	Score	RPI	S	Opponent	Score	Team's RPI: 223
24	H	UTEP	67 75	30	A	Oklahoma	61 57	51	A	Western Ky.	53 65	101	H	San Francisco	61 69	
								76	H	Middle Tenn.	52 76	115	A	Iona	51 62	
								79	H	Charlotte	70 82	124	H	Arizona	44 51	
												125	H	IUPUI	68 67	
												139	H	UAB	53 51	
												145	H	Old Dominion	48 65	
												149	A	Southern Miss.	38 57	
												150	A	Marshall	71 63	
												170	H	SMU	60 57	
												171	A	Louisiana Tech	71 77	
												188	A	Fla. Atlantic	61 71	
												197	H	Weber St.	38 45	
												220	A	Texas St.	62 64	
												224	A	Rice	97 100	
												224	H	Rice	73 79	
												262	H	UTSA	68 58	
												274	A	La Salle	69 63	
												300	A	FIU	58 40	
												330	A	Incarinate Word	62 55	
LAST 12 Division I GAMES:																
188	A	Fla. Atlantic	61 71	224	H	Rice	73 79									
300	A	FIU	58 40	139	H	UAB	53 51									
79	H	Charlotte	70 82	76	H	Middle Tenn.	52 76									
145	H	Old Dominion	48 65	51	A	Western Ky.	53 65									
171	A	Louisiana Tech	71 77	150	A	Marshall	71 63									
149	A	Southern Miss.	38 57	224	A	Rice	97 100									

Non-Div I Games:

North Texas

■ Loss, 
 ■ Non-Conf, S Site, 
 ■ Home 
 ■ Away 
 N Neutral

## Northeastern

Through Games Of Feb. 20, 2016

Average RPI Win:	200	WON-LOST	WINNING	LAST 10	STRENGTH OF	OPP. STRENGTH	TEAM	ADJ.	CONF.	ADJ CONF.
Average RPI Loss:	114	RECORD	PCT. RANK	GAMES	SCHEDULE	OF SCHEDULE	RPI	RPI	RPI	RPI
DIV. I ONLY	11- 14	211	4- 6	89	166	159	159	13	13	
DIV. I NON-CONF.	5- 6	180	0- 0	127	230	185	185	12	12	
TOTALS	RPI 1-25	RPI 26-50	W-L RECORDS	RPI 51-100	RPI 101-150	RPI 150+				
11- 14	0- 1	0- 3	OVERALL	3- 3	0- 3	8- 4				
4- 8	0- 1	0- 1	HOME	1- 2	0- 2	3- 2				
7- 4	0- 0	0- 1	AWAY	2- 1	0- 0	5- 2				
0- 2	0- 0	0- 1	NEUTRAL	0- 0	0- 1	0- 0				
5- 6	0- 1	0- 1	NON-CONFERENCE	1- 0	0- 3	4- 1				
2- 4	0- 1	0- 0	HOME	1- 0	0- 2	1- 1				
3- 0	0- 0	0- 0	AWAY	0- 0	0- 0	3- 0				
0- 2	0- 0	0- 1	NEUTRAL	0- 0	0- 1	0- 0				
6- 8	0- 0	0- 2	CONFERENCE	2- 3	0- 0	4- 3				
2- 4	0- 0	0- 1	HOME	0- 2	0- 0	2- 1				
4- 4	0- 0	0- 1	AWAY	2- 1	0- 0	2- 2				
0- 0	0- 0	0- 0	NEUTRAL	0- 0	0- 0	0- 0				

RPI 1-25				RPI 26-50				RPI 51-100				RPI 101+ Team's RPI: 159			
RPI	S	Opponent	Score	RPI	S	Opponent	Score	RPI	S	Opponent	Score	RPI	S	Opponent	Score
25	H	Michigan St.	51 77	33	N	Missouri	56 69	71	A	Hofstra	50 75	102	H	Quinnipiac	60 71
				34	A	James Madison	62 85	72	H	Maine	56 44	114	H	Boston College	45 71
				34	H	James Madison	52 61	87	A	Elon	67 61	134	N	Fresno St.	55 69
								87	H	Elon	54 56	182	A	Delaware	52 59
								94	A	Drexel	73 65	182	H	Delaware	57 54
								94	H	Drexel	49 53	194	H	Canisius	57 68
												203	A	William & Mary	62 69
												203	H	William & Mary	69 68
												217	A	Col. of Charleston	52 49
												219	A	Siena	70 67
												236	A	New Hampshire	66 54
												252	A	UNCW	72 66
												287	H	Towson	71 72
												293	H	UMES	60 49
												345	A	Boston U.	77 44
LAST 12 Division I GAMES:															
182	H	Delaware	57 54	87	H	Elon	54 56								
87	A	Elon	67 61	94	H	Drexel	49 53								
252	A	UNCW	72 66	71	A	Hofstra	50 75								
34	H	James Madison	52 61	34	A	James Madison	62 85								
217	A	Col. of Charleston	52 49	203	H	William & Mary	69 68								
203	A	William & Mary	62 69	182	A	Delaware	52 59								

Non-Div I Games:

Northeastern

■ Loss, 
■ Non-Conf, 
■ S Site, 
■ H Home 
■ A Away 
N Neutral

Average RPI Win:	294	WON-LOST	WINNING	LAST 10	STRENGTH OF	OPP. STRENGTH	TEAM	ADJ.	CONF.	ADJ CONF.
Average RPI Loss:	151	RECORD	PCT. RANK	GAMES	SCHEDULE	OF SCHEDULE	RPI	RPI	RPI	RPI
DIV. I ONLY	4- 20	320	1- 9	72	324	275	275	20	20	
DIV. I NON-CONF.	2- 7	280	0- 0	107	194	223	223	22	22	
TOTALS	RPI 1-25	RPI 26-50	W-L RECORDS	RPI 51-100	RPI 101-150	RPI 150+				
4- 20	0- 1	0- 0	OVERALL	0- 3	0- 5	4- 11				
3- 6	0- 0	0- 0	HOME	0- 0	0- 2	3- 4				
1- 13	0- 1	0- 0	AWAY	0- 3	0- 2	1- 7				
0- 1	0- 0	0- 0	NEUTRAL	0- 0	0- 1	0- 0				
2- 7	0- 1	0- 0	NON-CONFERENCE	0- 3	0- 2	2- 1				
1- 1	0- 0	0- 0	HOME	0- 0	0- 1	1- 0				
1- 5	0- 1	0- 0	AWAY	0- 3	0- 0	1- 1				
0- 1	0- 0	0- 0	NEUTRAL	0- 0	0- 1	0- 0				
2- 13	0- 0	0- 0	CONFERENCE	0- 0	0- 3	2- 10				
2- 5	0- 0	0- 0	HOME	0- 0	0- 1	2- 4				
0- 8	0- 0	0- 0	AWAY	0- 0	0- 2	0- 6				
0- 0	0- 0	0- 0	NEUTRAL	0- 0	0- 0	0- 0				

RPI 1-25				RPI 26-50				RPI 51-100				RPI 101+ Team's RPI: 275			
RPI	S	Opponent	Score	RPI	S	Opponent	Score	RPI	S	Opponent	Score	RPI	S	Opponent	Score
24	A	UTEP	66 77					70	A	Nebraska	67 90	116	A	North Dakota	56 63
								95	A	New Mexico St.	53 87	123	H	Hawaii	52 61
								97	A	Iowa St.	63 79	136	N	Long Beach St.	48 69
												137	A	Idaho	59 76
												137	H	Idaho	51 72
												164	A	Montana St.	77 86
												164	H	Montana St.	72 83
												175	A	Northern Colo.	55 79
												176	A	Colorado	66 90
												191	A	Montana	58 81
												191	H	Montana	57 61
												197	A	Weber St.	88 95
												197	H	Weber St.	56 76
												198	A	Eastern Wash.	65 72
												198	H	Eastern Wash.	71 81
												229	A	Idaho St.	61 71
												229	H	Idaho St.	63 62
												283	H	Lamar	75 63
												328	H	Southern Utah	57 48
												336	A	UC Irvine	71 55
LAST 12 Division I GAMES:															
197	A	Weber St.	88 95	229	H	Idaho St.	63 62								
229	A	Idaho St.	61 71	197	H	Weber St.	56 76								
191	H	Montana	57 61	175	A	Northern Colo.	55 79								
164	H	Montana St.	72 83	116	A	North Dakota	56 63								
137	A	Idaho	59 76	198	H	Eastern Wash.	71 81								
198	A	Eastern Wash.	65 72	137	H	Idaho	51 72								

Non-Div I Games: N.M. Highlands 91 43 Dixie St. 68 66

Northern Ariz.

■ Loss, 
 ■ Non-Conf, S Site, 
 ■ Home 
 ■ Away 
 N Neutral

Average RPI Win:	227	WON-LOST	WINNING	LAST 10	STRENGTH OF	OPP. STRENGTH	TEAM	ADJ.	CONF.	ADJ CONF.
Average RPI Loss:	145	RECORD	PCT. RANK	GAMES	SCHEDULE	OF SCHEDULE	RPI	RPI	RPI	RPI
DIV. I ONLY	10- 13	217	4- 6	96	266	175	175	20	20	
DIV. I NON-CONF.	4- 5	193	0- 0	180	89	171	171	22	22	
TOTALS	RPI 1-25	RPI 26-50	W-L RECORDS	RPI 51-100	RPI 101-150	RPI 150+				
10- 13	0- 0	0- 1	OVERALL	0- 2	2- 3	8- 7				
6- 4	0- 0	0- 1	HOME	0- 1	1- 1	5- 1				
2- 9	0- 0	0- 0	AWAY	0- 1	0- 2	2- 6				
2- 0	0- 0	0- 0	NEUTRAL	0- 0	1- 0	1- 0				
4- 5	0- 0	0- 1	NON-CONFERENCE	0- 2	1- 0	3- 2				
1- 2	0- 0	0- 1	HOME	0- 1	0- 0	1- 0				
1- 3	0- 0	0- 0	AWAY	0- 1	0- 0	1- 2				
2- 0	0- 0	0- 0	NEUTRAL	0- 0	1- 0	1- 0				
6- 8	0- 0	0- 0	CONFERENCE	0- 0	1- 3	5- 5				
5- 2	0- 0	0- 0	HOME	0- 0	1- 1	4- 1				
1- 6	0- 0	0- 0	AWAY	0- 0	0- 2	1- 4				
0- 0	0- 0	0- 0	NEUTRAL	0- 0	0- 0	0- 0				

RPI S	Opponent	Score	RPI S	Opponent	Score	RPI S	Opponent	Score	RPI S	Opponent	Score	Team's RPI: 175
45	H Colorado St.	46 62	58	H St. Mary's (CA)	52 65	116	A North Dakota	51 54	116	H North Dakota	58 59	
			63	A South Dakota St.	62 66	131	N Akron	78 65	137	A Idaho	56 66	
						137	H Idaho	70 68	164	A Montana St.	58 66	
						176	A Colorado	41 63	191	A Montana	46 58	
						197	A Weber St.	79 82	197	H Weber St.	65 63	
						198	A Eastern Wash.	55 59	198	H Eastern Wash.	57 66	
						202	H Utah St.	74 60	226	A Grand Canyon	59 69	
						229	A Idaho St.	61 59	229	H Idaho St.	48 47	
						243	N Valparaiso	77 63	275	H Northern Ariz.	79 55	
						296	A Denver	60 51	328	H Southern Utah	64 44	
LAST 12 Division I GAMES:												
116	H North Dakota	58 59	275	H Northern Ariz.	79 55							
198	H Eastern Wash.	57 66	328	H Southern Utah	64 44							
137	H Idaho	70 68	164	A Montana St.	58 66							
229	A Idaho St.	61 59	191	A Montana	46 58							
197	A Weber St.	79 82	197	H Weber St.	65 63							
116	A North Dakota	51 54	229	H Idaho St.	48 47							

Non-Div I Games: Western St. 101 48

Northern Colo.

Non-Conference 11/1				Through Games Of Feb. 10, 1910						
Average RPI Win:	254	WON-LOST	WINNING	LAST 10	STRENGTH OF	OPP. STRENGTH	TEAM	ADJ.	CONF.	ADJ CONF.
Average RPI Loss:	143	RECORD	PCT. RANK	GAMES	SCHEDULE	OF SCHEDULE	RPI	RPI	RPI	RPI
DIV. I ONLY	9- 15	244	2- 4	259	172	258	258	12	12	
DIV. I NON-CONF.	6- 4	125	1- 0	348	270	258	258	13	13	
TOTALS	RPI 1-25		RPI 26-50	W-L RECORDS		RPI 51-100	RPI 101-150		RPI 150+	
9- 15	0- 0		0- 2	OVERALL		0- 6	3- 0		6- 7	
5- 5	0- 0		0- 1	HOME		0- 3	2- 0		3- 1	
2- 9	0- 0		0- 1	AWAY		0- 3	1- 0		1- 5	
2- 1	0- 0		0- 0	NEUTRAL		0- 0	0- 0		2- 1	
6- 4	0- 0		0- 0	NON-CONFERENCE		0- 0	1- 0		5- 4	
3- 0	0- 0		0- 0	HOME		0- 0	1- 0		2- 0	
1- 3	0- 0		0- 0	AWAY		0- 0	0- 0		1- 3	
2- 1	0- 0		0- 0	NEUTRAL		0- 0	0- 0		2- 1	
3- 11	0- 0		0- 2	CONFERENCE		0- 6	2- 0		1- 3	
2- 5	0- 0		0- 1	HOME		0- 3	1- 0		1- 1	
1- 6	0- 0		0- 1	AWAY		0- 3	1- 0		0- 2	
0- 0	0- 0		0- 0	NEUTRAL		0- 0	0- 0		0- 0	

RPI 1-25				RPI 26-50				RPI 51-100				RPI 101+				Team's RPI: 258	
RPI	S	Opponent	Score	RPI	S	Opponent	Score	RPI	S	Opponent	Score	RPI	S	Opponent	Score		
				27	A	Ohio	70 95	73	H	Ball St.	57 73	110	H	Drake	87 73		
				27	H	Ohio	47 72	82	A	Central Mich.	63 95	131	A	Akron	65 58		
								82	H	Central Mich.	67 73	141	H	Buffalo	76 74		
								96	A	Eastern Mich.	60 84	167	A	SIUE	67 93		
								96	H	Eastern Mich.	80 87	172	A	Milwaukee	58 73		
								98	A	Toledo	59 66	177	A	Wisconsin	62 89		
												212	N	Kansas	58 66		
												254	H	Bowling Green	43 58		
												265	A	Miami (OH)	60 66		
												265	H	Miami (OH)	92 73		
												307	H	Bradley	68 64		
												316	N	Illinois St.	68 59		
												324	A	Kent St.	85 95		
												338	N	Cal St. Fullerton	72 49		
												340	A	Chicago St.	68 50		
												341	H	Eastern Ill.	79 63		
LAST 12 Division I GAMES:																	
				338	N	Cal St. Fullerton	72 49	141	H	Buffalo	76 74						
				96	A	Eastern Mich.	60 84	324	A	Kent St.	85 95						
				73	H	Ball St.	57 73	27	H	Ohio	47 72						
				82	H	Central Mich.	67 73	254	H	Bowling Green	43 58						
				265	H	Miami (OH)	92 73	98	A	Toledo	59 66						
				27	A	Ohio	70 95	82	A	Central Mich.	63 95						

Non-Div I Games:	Wis. Lutheran	69	42
------------------	---------------	----	----

Northern Ill.

Loss, Non-Conf, S Site, H Home A Away N Neutral

Average RPI Win:	219	WON-LOST	WINNING	LAST 10	STRENGTH OF	OPP. STRENGTH	TEAM	ADJ.	CONF.	ADJ CONF.
Average RPI Loss:	127	RECORD	PCT. RANK	GAMES	SCHEDULE	OF SCHEDULE	RPI	RPI	RPI	RPI
DIV. I ONLY	13- 9	124	6- 4	193	134	146	146	14	14	
DIV. I NON-CONF.	6- 3	99	0- 0	280	107	169	169	16	16	
TOTALS	RPI 1-25	RPI 26-50	W-L RECORDS	RPI 51-100	RPI 101-150	RPI 150+				
13- 9	0- 1	0- 1	OVERALL	1- 0	1- 3	11- 4				
6- 6	0- 1	0- 1	HOME	1- 0	0- 2	5- 2				
7- 3	0- 0	0- 0	AWAY	0- 0	1- 1	6- 2				
0- 0	0- 0	0- 0	NEUTRAL	0- 0	0- 0	0- 0				
6- 3	0- 1	0- 0	NON-CONFERENCE	1- 0	0- 1	5- 1				
4- 2	0- 1	0- 0	HOME	1- 0	0- 1	3- 0				
2- 1	0- 0	0- 0	AWAY	0- 0	0- 0	2- 1				
0- 0	0- 0	0- 0	NEUTRAL	0- 0	0- 0	0- 0				
7- 6	0- 0	0- 1	CONFERENCE	0- 0	1- 2	6- 3				
2- 4	0- 0	0- 1	HOME	0- 0	0- 1	2- 2				
5- 2	0- 0	0- 0	AWAY	0- 0	1- 1	4- 1				
0- 0	0- 0	0- 0	NEUTRAL	0- 0	0- 0	0- 0				

RPI S	Opponent	Score	RPI S	Opponent	Score	RPI S	Opponent	Score	RPI S	Opponent	Score	Team's RPI: 146
14	H Kentucky	65 84	26	H Green Bay	73 81	89	H Marquette	83 78	104	A Wright St.	61 66	
									104	H Wright St.	65 76	
									131	H Akron	75 77	
									132	A Youngstown St.	88 77	
									157	A Detroit	65 66	
									157	H Detroit	81 60	
									172	H Milwaukee	60 86	
									195	A Cincinnati	68 71	
									205	A Oakland	75 71	
									218	A Ill.-Chicago	72 61	
									218	H Ill.-Chicago	55 53	
									221	A Robert Morris	72 70	
									231	H Indiana St.	73 67	
									243	A Valparaiso	68 50	
									243	H Valparaiso	60 61	
									265	A Miami (OH)	71 57	
									273	H Tennessee Tech	88 62	
									277	A Cleveland St.	83 51	
									317	H IPFW	77 64	
LAST 12 Division I GAMES:												
157	H Detroit	81 60	172	H Milwaukee	60 86							
104	H Wright St.	65 76	26	H Green Bay	73 81							
243	A Valparaiso	68 50	157	A Detroit	65 66							
218	A Ill.-Chicago	72 61	205	A Oakland	75 71							
132	A Youngstown St.	88 77	104	A Wright St.	61 66							
277	A Cleveland St.	83 51	218	H Ill.-Chicago	55 53							

Non-Div I Games: Ind.-Kokomo 104 33 West Virginia St. 92 47

Northern Ky.

Loss, Non-Conf, S Site, H Home A Away N Neutral

## Northwestern

Through Games Of Feb. 20, 2016

Average RPI Win:	177	WON-LOST	WINNING	LAST 10	STRENGTH OF	OPP. STRENGTH	TEAM	ADJ.	CONF.	ADJ CONF.
Average RPI Loss:	54	RECORD	PCT. RANK	GAMES	SCHEDULE	OF SCHEDULE	RPI	RPI	RPI	RPI
DIV. I ONLY	15- 13	154	2- 8	67	66	100	100	5	5	
DIV. I NON-CONF.	11- 1	16	0- 0	205	278	62	62	4	4	
TOTALS	RPI 1-25	RPI 26-50	W-L RECORDS	RPI 51-100	RPI 101-150	RPI 150+				
15- 13	1- 5	0- 2	OVERALL	1- 4	3- 2	10- 0				
8- 7	1- 2	0- 1	HOME	1- 3	1- 1	5- 0				
4- 6	0- 0	0- 0	AWAY	0- 0	1- 1	3- 0				
3- 0	0- 0	0- 0	NEUTRAL	0- 0	1- 0	2- 0				
11- 1	0- 1	0- 0	NON-CONFERENCE	0- 0	3- 0	8- 0				
6- 1	0- 1	0- 0	HOME	0- 0	1- 0	5- 0				
2- 0	0- 0	0- 0	AWAY	0- 0	1- 0	1- 0				
3- 0	0- 0	0- 0	NEUTRAL	0- 0	1- 0	2- 0				
4- 12	1- 4	0- 2	CONFERENCE	1- 4	0- 2	2- 0				
2- 6	1- 1	0- 1	HOME	1- 3	0- 1	0- 0				
2- 6	0- 3	0- 1	AWAY	0- 1	0- 1	2- 0				
0- 0	0- 0	0- 0	NEUTRAL	0- 0	0- 0	0- 0				

RPI	S	Opponent	Score	RPI	S	Opponent	Score	RPI	S	Opponent	Score	RPI	S	Opponent	Score
5	A	Ohio St.	73 76	43	H	Indiana	84 91	56	H	Iowa	64 79	117	A	North Carolina	85 72
5	H	Ohio St.	86 82	50	A	Rutgers	59 61	64	H	Purdue	71 85	118	H	Western Mich.	86 62
11	A	Maryland	62 80					70	H	Nebraska	85 62	127	A	Penn St.	72 79
11	H	Maryland	70 79					78	A	Minnesota	92 95	127	H	Penn St.	54 73
22	H	DePaul	64 77					78	H	Minnesota	106 112	138	N	Creighton	75 52
25	A	Michigan St.	51 74									154	A	Illinois	69 59
												161	N	East Carolina	78 75
												169	A	Loyola Chicago	81 72
												172	H	Milwaukee	69 44
												177	A	Wisconsin	71 53
												198	N	Eastern Wash.	74 70
												229	H	Idaho St.	72 36
												302	H	UMKC	80 38
												310	H	Alcorn	91 47
												331	H	Howard	89 49
LAST 12 Division I GAMES:															
177	A	Wisconsin	71 53	56	H	Iowa	64 79								
127	H	Penn St.	54 73	5	A	Ohio St.	73 76								
11	H	Maryland	70 79	43	H	Indiana	84 91								
50	A	Rutgers	59 61	78	A	Minnesota	92 95								
78	H	Minnesota	106 112	11	A	Maryland	62 80								
154	A	Illinois	69 59	5	H	Ohio St.	86 82								

Non-Div I Games:

Northwestern

■ Loss, 
 ■ Non-Conf, S Site, 
 ■ Home 
 ■ Away 
 N Neutral

Average RPI Win:	260	WON-LOST	WINNING	LAST 10	STRENGTH OF	OPP. STRENGTH	TEAM	ADJ.	CONF.	ADJ CONF.
Average RPI Loss:	128	RECORD	PCT. RANK	GAMES	SCHEDULE	OF SCHEDULE	RPI	RPI	RPI	RPI
DIV. I ONLY	12- 10	144	6- 4	98	312	129	129	27	27	
DIV. I NON-CONF.	2- 5	253	0- 0	4	261	125	125	26	26	
TOTALS	RPI 1-25	RPI 26-50	W-L RECORDS	RPI 51-100	RPI 101-150	RPI 150+				
12- 10	0- 2	0- 0	OVERALL	0- 2	1- 2	11- 4				
9- 1	0- 0	0- 0	HOME	0- 0	0- 1	9- 0				
3- 8	0- 1	0- 0	AWAY	0- 0	1- 0	2- 0				
0- 1	0- 0	0- 0	NEUTRAL	0- 0	0- 1	0- 0				
2- 5	0- 2	0- 0	NON-CONFERENCE	0- 1	0- 1	2- 1				
2- 0	0- 0	0- 0	HOME	0- 0	0- 0	2- 0				
0- 4	0- 2	0- 0	AWAY	0- 1	0- 0	0- 1				
0- 1	0- 0	0- 0	NEUTRAL	0- 0	0- 1	0- 0				
10- 5	0- 0	0- 0	CONFERENCE	0- 1	1- 1	9- 3				
7- 1	0- 0	0- 0	HOME	0- 0	0- 1	7- 0				
3- 4	0- 0	0- 0	AWAY	0- 1	1- 0	2- 3				
0- 0	0- 0	0- 0	NEUTRAL	0- 0	0- 0	0- 0				

RPI 1-25				RPI 26-50				RPI 51-100				RPI 101+ Team's RPI: 129			
RPI	S	Opponent	Score	RPI	S	Opponent	Score	RPI	S	Opponent	Score	RPI	S	Opponent	Score
4	A	Baylor	44 86					60	A	Abilene Christian	46 67	108	A	Central Ark.	60 56
6	A	Texas	33 86					95	A	New Mexico St.	54 65	108	H	Central Ark.	49 74
												136	N	Long Beach St.	59 60
												163	A	McNeese St.	74 78
												163	H	McNeese St.	85 64
												170	A	SMU	36 74
												183	H	Grambling	71 62
												214	A	Stephen F. Austin	52 68
												235	H	Sam Houston St.	69 49
												246	H	Houston Baptist	55 44
												283	A	Lamar	73 51
												299	H	Jackson St.	59 54
												312	H	A&M-Corpus Christi	60 43
												313	H	Southeastern La.	82 62
												319	A	Nicholls St.	61 70
												319	H	Nicholls St.	66 62
												330	A	Incarnate Word	53 48
												332	H	New Orleans	70 53
LAST 12 Division I GAMES:															
332	H	New Orleans	70 53	108	H	Central Ark.	49 74								
319	H	Nicholls St.	66 62	163	A	McNeese St.	74 78								
163	H	McNeese St.	85 64	319	A	Nicholls St.	61 70								
108	A	Central Ark.	60 56	283	A	Lamar	73 51								
214	A	Stephen F. Austin	52 68	312	H	A&M-Corpus Christi	60 43								
313	H	Southeastern La.	82 62	330	A	Incarnate Word	53 48								

Non-Div I Games: LeTourneau 73 44 Xavier (LA) 73 57 LSU-Alexandria 94 65 Central Baptist 86 56 Northwestern St.



Through Games of Feb. 10, 1910										
Average RPI Win:	82	WON-LOST	WINNING	LAST 10	STRENGTH OF	OPP. STRENGTH	TEAM	ADJ.	CONF.	ADJ CONF.
Average RPI Loss:	3	RECORD	PCT. RANK	GAMES	SCHEDULE	OF SCHEDULE	RPI	RPI	RPI	RPI
DIV. I ONLY	25- 1	3	7- 0	2	8	1	1	4	4	
DIV. I NON-CONF.	12- 1	9	1- 0	6	2	2	2	5	5	
TOTALS	RPI 1-25	RPI 26-50	W-L RECORDS	RPI 51-100	RPI 101-150	RPI 150+				
25- 1	7- 1	3- 0	OVERALL	7- 0	6- 0	2- 0				
12- 0	5- 0	2- 0	HOME	3- 0	2- 0	0- 0				
11- 1	1- 1	1- 0	AWAY	4- 0	4- 0	1- 0				
2- 0	1- 0	0- 0	NEUTRAL	0- 0	0- 0	1- 0				
12- 1	5- 1	0- 0	NON-CONFERENCE	4- 0	1- 0	2- 0				
6- 0	4- 0	0- 0	HOME	2- 0	0- 0	0- 0				
4- 1	0- 1	0- 0	AWAY	2- 0	1- 0	1- 0				
2- 0	1- 0	0- 0	NEUTRAL	0- 0	0- 0	1- 0				
13- 0	2- 0	3- 0	CONFERENCE	3- 0	5- 0	0- 0				
6- 0	1- 0	2- 0	HOME	1- 0	2- 0	0- 0				
7- 0	1- 0	1- 0	AWAY	2- 0	3- 0	0- 0				
0- 0	0- 0	0- 0	NEUTRAL	0- 0	0- 0	0- 0				

RPI	S	Opponent	Score	RPI	S	Opponent	Score	RPI	S	Opponent	Score	RPI	S	Opponent	Score
3	A	UConn	81 91	28	H	Miami (FL)	90 69	63	A	South Dakota St.	75 64	105	A	Saint Joseph's	91 55
5	H	Ohio St.	75 72	46	H	North Carolina St.	82 46	85	A	TCU	88 72	113	A	Wake Forest	86 52
7	N	UCLA	92 84	47	A	Duke	68 61	86	A	Georgia Tech	54 42	114	A	Boston College	63 50
8	H	Oregon St.	62 61					86	H	Georgia Tech	85 76	117	H	North Carolina	88 54
16	H	Syracuse	90 62					91	A	Virginia	74 46	120	A	Pittsburgh	65 55
17	A	Louisville	66 61					93	H	Bucknell	85 54	121	H	Virginia Tech	80 41
18	H	Tennessee	79 66					98	H	Toledo	74 39	243	A	Valparaiso	110 54
22	H	DePaul	95 90									296	N	Denver	94 52
LAST 12 Division I GAMES:															
7	N	UCLA	92 84	86	A	Georgia Tech	54 42								
113	A	Wake Forest	86 52	121	H	Virginia Tech	80 41								
28	H	Miami (FL)	90 69	16	H	Syracuse	90 62								
17	A	Louisville	66 61	18	H	Tennessee	79 66								
46	H	North Carolina St.	82 46	114	A	Boston College	63 50								
47	A	Duke	68 61	117	H	North Carolina	88 54								

Non-Div I Games:

Notre Dame

Average RPI Win:	247	WON-LOST	WINNING	LAST 10	STRENGTH OF	OPP. STRENGTH	TEAM	ADJ.	CONF.	ADJ CONF.
Average RPI Loss:	153	RECORD	PCT. RANK	GAMES	SCHEDULE	OF SCHEDULE	RPI	RPI	RPI	RPI
DIV. I ONLY	12- 11	157	4- 6	291	185	205	205	14	14	
DIV. I NON-CONF.	6- 3	99	0- 0	342	289	234	234	16	16	
TOTALS	RPI 1-25	RPI 26-50	W-L RECORDS	RPI 51-100	RPI 101-150	RPI 150+				
12- 11	0- 1	1- 0	OVERALL	0- 1	0- 5	11- 4				
5- 5	0- 1	0- 0	HOME	0- 1	0- 3	5- 0				
7- 6	0- 0	1- 0	AWAY	0- 0	0- 2	6- 4				
0- 0	0- 0	0- 0	NEUTRAL	0- 0	0- 0	0- 0				
6- 3	0- 1	0- 0	NON-CONFERENCE	0- 1	0- 0	6- 1				
2- 2	0- 1	0- 0	HOME	0- 1	0- 0	2- 0				
4- 1	0- 0	0- 0	AWAY	0- 0	0- 0	4- 1				
0- 0	0- 0	0- 0	NEUTRAL	0- 0	0- 0	0- 0				
6- 8	0- 0	1- 0	CONFERENCE	0- 0	0- 5	5- 3				
3- 3	0- 0	0- 0	HOME	0- 0	0- 3	3- 0				
3- 5	0- 0	1- 0	AWAY	0- 0	0- 2	2- 3				
0- 0	0- 0	0- 0	NEUTRAL	0- 0	0- 0	0- 0				

RPI 1-25				RPI 26-50				RPI 51-100				RPI 101+ Team's RPI: 205			
RPI	S	Opponent	Score	RPI	S	Opponent	Score	RPI	S	Opponent	Score	RPI	S	Opponent	Score
25	H	Michigan St.	62 82	26	A	Green Bay	58 56	82	H	Central Mich.	87 110	104	A	Wright St.	63 79
												104	H	Wright St.	72 77
												132	A	Youngstown St.	63 67
												132	H	Youngstown St.	77 96
												146	H	Northern Ky.	71 75
												157	A	Detroit	79 73
												172	A	Milwaukee	64 77
												218	A	Ill.-Chicago	78 76
												218	H	Ill.-Chicago	78 73
												225	H	Dartmouth	78 60
												243	A	Valparaiso	66 81
												243	H	Valparaiso	87 77
												265	A	Miami (OH)	54 65
												277	A	Cleveland St.	75 88
												277	H	Cleveland St.	79 69
												295	A	Vermont	74 68
												305	A	Niagara	77 67
												317	H	IPFW	81 74
												340	A	Chicago St.	74 51
												346	A	Norfolk St.	83 73
LAST 12 Division I GAMES:															
104	A	Wright St.	63 79	26	A	Green Bay	58 56	26	A	Green Bay	58 56				
218	H	Ill.-Chicago	78 73	157	A	Detroit	79 73	157	A	Detroit	79 73				
243	H	Valparaiso	87 77	104	H	Wright St.	72 77	104	H	Wright St.	72 77				
277	A	Cleveland St.	75 88	146	H	Northern Ky.	71 75	146	H	Northern Ky.	71 75				
132	A	Youngstown St.	63 67	243	A	Valparaiso	66 81	243	A	Valparaiso	66 81				
172	A	Milwaukee	64 77	218	A	Ill.-Chicago	78 76	218	A	Ill.-Chicago	78 76				

Non-Div I Games: Rochester College 83 49 Mich.-Dearborn 123 38

Oakland

Loss, Non-Conf, S Site, H Home A Away N Neutral

Average RPI Win:	174	WON-LOST	WINNING	LAST 10	STRENGTH OF	OPP. STRENGTH	TEAM	ADJ.	CONF.	ADJ CONF.
Average RPI Loss:	98	RECORD	PCT. RANK	GAMES	SCHEDULE	OF SCHEDULE	RPI	RPI	RPI	RPI
DIV. I ONLY	21- 4	23	9- 1	118	110	27	27	12	12	
DIV. I NON-CONF.	8- 3	77	0- 0	184	60	61	61	13	13	
TOTALS	RPI 1-25	RPI 26-50	W-L RECORDS	RPI 51-100	RPI 101-150	RPI 150+				
21- 4	0- 1	1- 0	OVERALL	7- 1	3- 1	10- 1				
9- 0	0- 0	0- 0	HOME	3- 0	2- 0	4- 0				
8- 4	0- 0	0- 0	AWAY	3- 1	1- 0	4- 0				
4- 0	0- 0	1- 0	NEUTRAL	1- 0	0- 0	2- 0				
8- 3	0- 1	1- 0	NON-CONFERENCE	2- 1	0- 0	5- 1				
3- 0	0- 0	0- 0	HOME	1- 0	0- 0	2- 0				
1- 3	0- 1	0- 0	AWAY	0- 1	0- 0	1- 1				
4- 0	0- 0	1- 0	NEUTRAL	1- 0	0- 0	2- 0				
13- 1	0- 0	0- 0	CONFERENCE	5- 0	3- 1	5- 0				
6- 0	0- 0	0- 0	HOME	2- 0	2- 0	2- 0				
7- 1	0- 0	0- 0	AWAY	3- 0	1- 1	3- 0				
0- 0	0- 0	0- 0	NEUTRAL	0- 0	0- 0	0- 0				

RPI 1-25				RPI 26-50				Team's RPI: 27				RPI 51-100				RPI 101+			
RPI	S	Opponent	Score	RPI	S	Opponent	Score	RPI	S	Opponent	Score	RPI	S	Opponent	Score	RPI	S	Opponent	Score
21	A	Duquesne	47 64	43	N	Indiana	63 56	62	N	FGCU	69 57	118	H	Western Mich.	73 63				
								73	A	Ball St.	68 67	131	A	Akron	101 73				
								73	H	Ball St.	73 48	131	H	Akron	75 55				
								75	A	Vanderbilt	59 62	141	A	Buffalo	43 51				
								76	H	Middle Tenn.	72 49	154	A	Illinois	53 62				
								82	H	Central Mich.	86 84	161	N	East Carolina	64 61				
								96	A	Eastern Mich.	71 64	252	A	UNCW	75 59				
								98	A	Toledo	77 57	254	A	Bowling Green	72 57				
												256	H	Saint Francis (PA)	91 65				
												258	A	Northern Ill.	72 47				
												258	H	Northern Ill.	95 70				
												265	H	Miami (OH)	72 44				
												317	H	IPFW	79 52				
												318	N	Winthrop	75 54				
												324	A	Kent St.	93 54				
LAST 12 Division I GAMES:																			
131	A	Akron	101 73	131	H	Akron	75 55												
265	H	Miami (OH)	72 44	258	A	Northern Ill.	72 47												
98	A	Toledo	77 57	324	A	Kent St.	93 54												
258	H	Northern Ill.	95 70	82	H	Central Mich.	86 84												
141	A	Buffalo	43 51	96	A	Eastern Mich.	71 64												
73	A	Ball St.	68 67	254	A	Bowling Green	72 57												

Non-Div I Games:

Ohio

Average RPI Win:	98	WON-LOST	WINNING	LAST 10	STRENGTH OF	OPP. STRENGTH	TEAM	ADJ.	CONF.	ADJ CONF.
Average RPI Loss:	27	RECORD	PCT. RANK	GAMES	SCHEDULE	OF SCHEDULE	RPI	RPI	RPI	RPI
DIV. I ONLY	22- 4	20	10- 0	3	13	5	5	5	5	5
DIV. I NON-CONF.	8- 3	77	0- 0	5	20	7	7	4	4	4
TOTALS	RPI 1-25	RPI 26-50	W-L RECORDS	RPI 51-100	RPI 101-150	RPI 150+				
22- 4	4- 3	4- 0	OVERALL	7- 1	2- 0	5- 0				
13- 1	2- 1	3- 0	HOME	5- 0	0- 0	3- 0				
7- 3	1- 2	1- 0	AWAY	2- 1	1- 0	2- 0				
2- 0	1- 0	0- 0	NEUTRAL	0- 0	1- 0	0- 0				
8- 3	1- 3	1- 0	NON-CONFERENCE	2- 0	1- 0	3- 0				
5- 1	0- 1	1- 0	HOME	2- 0	0- 0	2- 0				
1- 2	0- 2	0- 0	AWAY	0- 0	0- 0	1- 0				
2- 0	1- 0	0- 0	NEUTRAL	0- 0	1- 0	0- 0				
14- 1	3- 0	3- 0	CONFERENCE	5- 1	1- 0	2- 0				
8- 0	2- 0	2- 0	HOME	3- 0	0- 0	1- 0				
6- 1	1- 0	1- 0	AWAY	2- 1	1- 0	1- 0				
0- 0	0- 0	0- 0	NEUTRAL	0- 0	0- 0	0- 0				

RPI	S	Opponent	Score	RPI	S	Opponent	Score	RPI	S	Opponent	Score	RPI	S	Opponent	Score
1	A	Notre Dame	72 75	39	H	Princeton	90 70	56	A	Iowa	98 81	119	N	Liberty	75 65
2	A	South Carolina	80 88	43	H	Indiana	97 70	64	H	Purdue	90 70	127	A	Penn St.	77 63
3	H	UConn	56 100	50	A	Rutgers	67 58	67	A	Michigan	97 93	154	A	Illinois	80 70
11	A	Maryland	80 71	50	H	Rutgers	90 78	70	H	Nebraska	96 70	177	H	Wisconsin	87 61
11	H	Maryland	94 86					91	H	Virginia	93 73	195	A	Cincinnati	105 76
15	N	Texas A&M	95 80					99	H	Belmont	84 56	249	H	N.C. A&T	89 56
25	H	Michigan St.	85 80					100	A	Northwestern	82 86	339	H	Wagner	106 47
								100	H	Northwestern	76 73				
LAST 12 Division I GAMES:															
70	H	Nebraska	96 70	100	H	Northwestern	76 73								
127	A	Penn St.	77 63	50	A	Rutgers	67 58								
56	A	Iowa	98 81	67	A	Michigan	97 93								
11	H	Maryland	94 86	64	H	Purdue	90 70								
177	H	Wisconsin	87 61	100	A	Northwestern	82 86								
154	A	Illinois	80 70	50	H	Rutgers	90 78								

Non-Div I Games:

Ohio St.

■ Loss, 
■ Non-Conf, S Site, 
■ Home 
■ Away 
N Neutral

Average RPI Win:	131	WON-LOST	WINNING	LAST 10	STRENGTH OF	OPP. STRENGTH	TEAM	ADJ.	CONF.	ADJ CONF.
Average RPI Loss:	47	RECORD	PCT. RANK	GAMES	SCHEDULE	OF SCHEDULE	RPI	RPI	RPI	RPI
DIV. I ONLY	18- 8	74	6- 4	42	14	30	30	3	3	
DIV. I NON-CONF.	9- 2	37	0- 0	186	31	65	65	3	3	
TOTALS	RPI 1-25	RPI 26-50	W-L RECORDS	RPI 51-100	RPI 101-150	RPI 150+				
18- 8	2- 5	3- 2	OVERALL	4- 0	3- 0	6- 1				
10- 2	2- 1	2- 0	HOME	1- 0	2- 0	3- 1				
6- 5	0- 3	1- 2	AWAY	2- 0	0- 0	3- 0				
2- 1	0- 1	0- 0	NEUTRAL	1- 0	1- 0	0- 0				
9- 2	1- 1	1- 0	NON-CONFERENCE	1- 0	2- 0	4- 1				
4- 1	1- 0	0- 0	HOME	0- 0	1- 0	2- 1				
3- 0	0- 0	1- 0	AWAY	0- 0	0- 0	2- 0				
2- 1	0- 1	0- 0	NEUTRAL	1- 0	1- 0	0- 0				
9- 6	1- 4	2- 2	CONFERENCE	3- 0	1- 0	2- 0				
6- 1	1- 1	2- 0	HOME	1- 0	1- 0	1- 0				
3- 5	0- 3	0- 2	AWAY	2- 0	0- 0	1- 0				
0- 0	0- 0	0- 0	NEUTRAL	0- 0	0- 0	0- 0				

RPI 1-25				RPI 26-50				Team's RPI: 30	RPI 51-100				RPI 101+			
RPI	S	Opponent	Score	RPI	S	Opponent	Score		RPI	S	Opponent	Score	RPI	S	Opponent	Score
4	A	Baylor	68 78	29	A	Washington	71 68		74	N	Utah	70 55	114	N	Boston College	76 61
6	A	Texas	76 83	37	A	West Virginia	55 63		85	A	TCU	78 65	126	H	Little Rock	65 52
6	H	Texas	74 56	37	H	West Virginia	57 54		85	H	TCU	77 64	140	H	Texas Tech	92 53
12	H	BYU	73 47	49	A	Kansas St.	71 87		97	A	Iowa St.	77 71	189	A	Tulsa	75 62
15	N	Texas A&M	68 74	49	H	Kansas St.	68 58						212	A	Kansas	72 66
19	A	Oklahoma St.	42 73										212	H	Kansas	67 44
19	H	Oklahoma St.	69 71										223	H	North Texas	57 61
													262	H	UTSA	80 41
													307	A	Bradley	79 46
													318	H	Winthrop	78 48
LAST 12 Division I GAMES:																
212	A	Kansas	72 66	97	A	Iowa St.	77 71									
37	A	West Virginia	55 63	37	H	West Virginia	57 54									
6	H	Texas	74 56	6	A	Texas	76 83									
49	A	Kansas St.	71 87	140	H	Texas Tech	92 53									
85	H	TCU	77 64	19	A	Oklahoma St.	42 73									
19	H	Oklahoma St.	69 71	49	H	Kansas St.	68 58									

Non-Div I Games:

Oklahoma

■ Loss, 
■ Non-Conf, S Site, 
■ Home 
■ Away 
N Neutral

Average RPI Win:	141	WON-LOST	WINNING	LAST 10	STRENGTH OF	OPP. STRENGTH	TEAM	ADJ.	CONF.	ADJ CONF.
Average RPI Loss:	41	RECORD	PCT. RANK	GAMES	SCHEDULE	OF SCHEDULE	RPI	RPI	RPI	RPI
DIV. I ONLY	19- 7	53	7- 3	34	38	19	19	3	3	
DIV. I NON-CONF.	10- 1	19	0- 0	197	181	43	43	3	3	
TOTALS	RPI 1-25	RPI 26-50	W-L RECORDS	RPI 51-100	RPI 101-150	RPI 150+				
19- 7	1- 3	3- 2	OVERALL	4- 2	4- 0	7- 0				
14- 1	1- 1	2- 0	HOME	3- 0	3- 0	5- 0				
5- 6	0- 2	1- 2	AWAY	1- 2	1- 0	2- 0				
0- 0	0- 0	0- 0	NEUTRAL	0- 0	0- 0	0- 0				
10- 1	0- 0	0- 1	NON-CONFERENCE	2- 0	2- 0	6- 0				
8- 0	0- 0	0- 0	HOME	1- 0	2- 0	5- 0				
2- 1	0- 0	0- 1	AWAY	1- 0	0- 0	1- 0				
0- 0	0- 0	0- 0	NEUTRAL	0- 0	0- 0	0- 0				
9- 6	1- 3	3- 1	CONFERENCE	2- 2	2- 0	1- 0				
6- 1	1- 1	2- 0	HOME	2- 0	1- 0	0- 0				
3- 5	0- 2	1- 1	AWAY	0- 2	1- 0	1- 0				
0- 0	0- 0	0- 0	NEUTRAL	0- 0	0- 0	0- 0				

RPI	S	Opponent	Score	RPI	S	Opponent	Score	RPI	S	Opponent	Score	RPI	S	Opponent	Score
4	A	Baylor	41 66	30	A	Oklahoma	71 69	77	H	Washington St.	70 60	117	H	North Carolina	77 67
4	H	Baylor	52 45	30	H	Oklahoma	73 42	85	A	TCU	65 79	140	A	Texas Tech	69 46
6	A	Texas	55 70	37	H	West Virginia	63 51	85	H	TCU	80 52	140	H	Texas Tech	70 57
6	H	Texas	48 78	42	A	South Fla.	46 68	92	A	Missouri St.	74 55	148	H	Oral Roberts	59 55
				49	A	Kansas St.	44 47	97	A	Iowa St.	42 49	167	H	SIUE	86 61
								97	H	Iowa St.	79 76	208	H	UTRGV	78 54
												212	A	Kansas	74 46
												245	H	Texas Southern	87 52
												266	A	UCF	74 55
												283	H	Lamar	90 45
												294	H	Savannah St.	76 48
LAST 12 Division I GAMES:															
85	A	TCU	65 79	85	H	TCU	80 52								
4	A	Baylor	41 66	212	A	Kansas	74 46								
37	H	West Virginia	63 51	97	H	Iowa St.	79 76								
6	A	Texas	55 70	30	H	Oklahoma	73 42								
140	H	Texas Tech	70 57	49	A	Kansas St.	44 47								
30	A	Oklahoma	71 69	6	H	Texas	48 78								

Non-Div I Games:

Oklahoma St.

■ Loss, 
■ Non-Conf, 
■ S Site, 
■ H Home 
■ A Away 
N Neutral

Average RPI Win:	205	WON-LOST	WINNING	LAST 10	STRENGTH OF	OPP. STRENGTH	TEAM	ADJ.	CONF.	ADJ CONF.
Average RPI Loss:	117	RECORD	PCT. RANK	GAMES	SCHEDULE	OF SCHEDULE	RPI	RPI	RPI	RPI
DIV. I ONLY	12- 14	194	6- 4	93	152	145	145	11	11	
DIV. I NON-CONF.	4- 8	234	0- 0	148	225	217	217	10	10	
TOTALS	RPI 1-25	RPI 26-50	W-L RECORDS	RPI 51-100	RPI 101-150	RPI 150+				
12- 14	0- 1	0- 1	OVERALL	3- 4	2- 3	7- 5				
7- 4	0- 0	0- 1	HOME	1- 1	2- 0	4- 2				
5- 7	0- 0	0- 0	AWAY	2- 2	0- 2	3- 3				
0- 3	0- 1	0- 0	NEUTRAL	0- 1	0- 1	0- 0				
4- 8	0- 1	0- 1	NON-CONFERENCE	0- 2	0- 1	4- 3				
2- 2	0- 0	0- 1	HOME	0- 0	0- 0	2- 1				
2- 3	0- 0	0- 0	AWAY	0- 1	0- 0	2- 2				
0- 3	0- 1	0- 0	NEUTRAL	0- 1	0- 1	0- 0				
8- 6	0- 0	0- 0	CONFERENCE	3- 2	2- 2	3- 2				
5- 2	0- 0	0- 0	HOME	1- 1	2- 0	2- 1				
3- 4	0- 0	0- 0	AWAY	2- 1	0- 2	1- 1				
0- 0	0- 0	0- 0	NEUTRAL	0- 0	0- 0	0- 0				

RPI 1-25				RPI 26-50				RPI 51-100				RPI 101+				Team's RPI: 145	
RPI	S	Opponent	Score	RPI	S	Opponent	Score	RPI	S	Opponent	Score	RPI	S	Opponent	Score		
11	N	Maryland	49 95	28	H	Miami (FL)	35 61	51	A	Western Ky.	51 68	120	N	Pittsburgh	58 67		
								51	H	Western Ky.	74 85	139	A	UAB	55 58		
								63	N	South Dakota St.	39 71	149	H	Southern Miss.	53 45		
								76	A	Middle Tenn.	61 58	150	A	Marshall	62 80		
								79	A	Charlotte	71 59	150	H	Marshall	77 55		
								79	H	Charlotte	94 85	156	H	ETSU	52 56		
								81	A	VCU	54 74	171	H	Louisiana Tech	51 69		
												187	A	Richmond	57 62		
												188	H	Fla. Atlantic	85 45		
												203	A	William & Mary	64 75		
												223	A	North Texas	65 48		
												224	A	Rice	46 68		
												251	H	Loyola Maryland	64 41		
												293	A	UMES	69 52		
												300	H	FIU	84 49		
												331	A	Howard	83 64		
												339	H	Wagner	71 57		
LAST 12 Division I GAMES:																	
150	H	Marshall	77 55	188	H	Fla. Atlantic	85 45	150	A	Marshall	62 80						
51	H	Western Ky.	74 85	51	A	Western Ky.	51 68										
224	A	Rice	46 68	76	A	Middle Tenn.	61 58										
223	A	North Texas	65 48	139	A	UAB	55 58										
79	H	Charlotte	94 85	149	H	Southern Miss.	53 45										
300	H	FIU	84 49														

Non-Div I Games:

Old Dominion

■ Loss, 
■ Non-Conf, 
■ S Site, 
■ H Home 
■ A Away 
N Neutral

Average RPI Win:	215	WON-LOST	WINNING	LAST 10	STRENGTH OF	OPP. STRENGTH	TEAM	ADJ.	CONF.	ADJ CONF.
Average RPI Loss:	64	RECORD	PCT. RANK	GAMES	SCHEDULE	OF SCHEDULE	RPI	RPI	RPI	RPI
DIV. I ONLY	10- 16	238	1- 9	61	77	162	162	2	2	
DIV. I NON-CONF.	8- 5	120	0- 0	243	326	198	198	2	2	
TOTALS	RPI 1-25	RPI 26-50	W-L RECORDS	RPI 51-100	RPI 101-150	RPI 150+				
10- 16	1- 6	0- 2	OVERALL	2- 4	1- 3	6- 1				
8- 7	1- 2	0- 1	HOME	2- 3	0- 1	5- 0				
2- 9	0- 4	0- 1	AWAY	0- 1	1- 2	1- 1				
0- 0	0- 0	0- 0	NEUTRAL	0- 0	0- 0	0- 0				
8- 5	0- 0	0- 0	NON-CONFERENCE	1- 3	1- 2	6- 0				
6- 3	0- 0	0- 0	HOME	1- 2	0- 1	5- 0				
2- 2	0- 0	0- 0	AWAY	0- 1	1- 1	1- 0				
0- 0	0- 0	0- 0	NEUTRAL	0- 0	0- 0	0- 0				
2- 11	1- 6	0- 2	CONFERENCE	1- 1	0- 1	0- 1				
2- 4	1- 2	0- 1	HOME	1- 1	0- 0	0- 0				
0- 7	0- 4	0- 1	AWAY	0- 0	0- 1	0- 1				
0- 0	0- 0	0- 0	NEUTRAL	0- 0	0- 0	0- 0				

RPI	S	Opponent	Score	RPI	S	Opponent	Score	RPI	S	Opponent	Score	RPI	S	Opponent	Score	Team's RPI: 162
2	A	South Carolina	62 81	32	A	Mississippi St.	51 79	51	H	Western Ky.	59 53	128	H	La.-Lafayette	78 82	
14	H	Kentucky	73 65	33	H	Missouri	46 60	52	H	Auburn	60 65	130	A	LSU	57 76	
15	A	Texas A&M	58 81					75	H	Vanderbilt	55 52	143	A	Stony Brook	72 57	
15	H	Texas A&M	48 62					76	A	Middle Tenn.	75 84	149	A	Southern Miss.	38 57	
18	A	Tennessee	51 57					83	H	Tulane	59 61	155	A	Alabama	37 48	
20	H	Florida	65 85					92	H	Missouri St.	78 91	163	H	McNeese St.	96 56	
23	A	Georgia	56 70									332	H	New Orleans	97 59	
												339	A	Wagner	86 49	
												342	H	Ark.-Pine Bluff	80 45	
												347	H	Alabama A&M	103 42	
												348	H	Mississippi Val.	97 61	
LAST 12 Division I GAMES:																
18	A	Tennessee	51 57	2	A	South Carolina	62 81									
15	H	Texas A&M	48 62	14	H	Kentucky	73 65									
52	H	Auburn	60 65	32	A	Mississippi St.	51 79									
23	A	Georgia	56 70	15	A	Texas A&M	58 81									
155	A	Alabama	37 48	20	H	Florida	65 85									
33	H	Missouri	46 60	130	A	LSU	57 76									

Non-Div I Games:

Ole Miss

■ Loss, 
 ■ Non-Conf, 
 ■ S Site, 
 ■ H Home 
 ■ A Away 
 N Neutral



Average RPI Win:	278	WON-LOST	WINNING	LAST 10	STRENGTH OF	OPP. STRENGTH	TEAM	ADJ.	CONF.	ADJ CONF.
Average RPI Loss:	150	RECORD	PCT. RANK	GAMES	SCHEDULE	OF SCHEDULE	RPI	RPI	RPI	RPI
DIV. I ONLY	11- 13	205	4- 6	286	244	257	257	18	18	
DIV. I NON-CONF.	5- 5	160	0- 0	333	281	279	279	19	19	
TOTALS	RPI 1-25	RPI 26-50	W-L RECORDS	RPI 51-100	RPI 101-150	RPI 150+				
11- 13	0- 0	0- 0	OVERALL	0- 4	1- 4	10- 5				
8- 5	0- 0	0- 0	HOME	0- 2	1- 2	7- 1				
2- 7	0- 0	0- 0	AWAY	0- 2	0- 2	2- 3				
1- 1	0- 0	0- 0	NEUTRAL	0- 0	0- 0	1- 1				
5- 5	0- 0	0- 0	NON-CONFERENCE	0- 0	0- 2	5- 3				
3- 2	0- 0	0- 0	HOME	0- 0	0- 1	3- 1				
1- 2	0- 0	0- 0	AWAY	0- 0	0- 1	1- 1				
1- 1	0- 0	0- 0	NEUTRAL	0- 0	0- 0	1- 1				
6- 8	0- 0	0- 0	CONFERENCE	0- 4	1- 2	5- 2				
5- 3	0- 0	0- 0	HOME	0- 2	1- 1	4- 0				
1- 5	0- 0	0- 0	AWAY	0- 2	0- 1	1- 2				
0- 0	0- 0	0- 0	NEUTRAL	0- 0	0- 0	0- 0				

RPI S	Opponent	Score	RPI S	Opponent	Score	RPI S	Opponent	Score	RPI S	Opponent	Score	Team's RPI: 257
						63	A South Dakota St.	58 68	116	A North Dakota	52 67	
						63	H South Dakota St.	47 65	125	A IUPUI	59 75	
						68	A South Dakota	76 82	125	H IUPUI	57 54	
						68	H South Dakota	55 70	138	H Creighton	46 69	
									148	H Oral Roberts	65 67	
									167	A SIUE	86 90	
									207	H Utah Valley	59 74	
									227	A Western Ill.	55 74	
									227	H Western Ill.	79 66	
									231	A Indiana St.	51 50	
									246	N Houston Baptist	51 64	
									266	H UCF	75 60	
									296	H Denver	67 55	
									302	H UMKC	57 42	
									315	A North Dakota St.	67 74	
									315	H North Dakota St.	77 52	
									316	N Illinois St.	60 56	
									317	A IPFW	60 58	
									317	H IPFW	71 64	
									341	H Eastern Ill.	76 67	
LAST 12 Division I GAMES:												
			125	H IUPUI	57 54		317	A IPFW	60 58			
			315	A North Dakota St.	67 74		148	H Oral Roberts	65 67			
			317	H IPFW	71 64		296	H Denver	67 55			
			68	H South Dakota	55 70		125	A IUPUI	59 75			
			63	H South Dakota St.	47 65		68	A South Dakota	76 82			
			227	A Western Ill.	55 74		63	A South Dakota St.	58 68			

Non-Div I Games: Midland 58 53 Waldorf 97 32

Omaha

Loss, Non-Conf, S Site, H Home A Away N Neutral

Oral Roberts

Through Games Of Feb. 20, 2016

Average RPI Win:	238	WON-LOST	WINNING	LAST 10	STRENGTH OF	OPP. STRENGTH	TEAM	ADJ.	CONF.	ADJ CONF.
Average RPI Loss:	116	RECORD	PCT. RANK	GAMES	SCHEDULE	OF SCHEDULE	RPI	RPI	RPI	RPI
DIV. I ONLY	11- 14	211	5- 5	152	145	148	148	18	18	
DIV. I NON-CONF.	2- 8	290	0- 0	101	12	174	174	19	19	
TOTALS	RPI 1-25	RPI 26-50	W-L RECORDS	RPI 51-100	RPI 101-150	RPI 150+				
11- 14	0- 2	0- 0	OVERALL	1- 6	1- 3	9- 3				
5- 3	0- 0	0- 0	HOME	1- 1	0- 2	4- 0				
6- 11	0- 2	0- 0	AWAY	0- 5	1- 1	5- 3				
0- 0	0- 0	0- 0	NEUTRAL	0- 0	0- 0	0- 0				
2- 8	0- 2	0- 0	NON-CONFERENCE	0- 3	0- 2	2- 1				
0- 1	0- 0	0- 0	HOME	0- 0	0- 1	0- 0				
2- 7	0- 2	0- 0	AWAY	0- 3	0- 1	2- 1				
0- 0	0- 0	0- 0	NEUTRAL	0- 0	0- 0	0- 0				
9- 6	0- 0	0- 0	CONFERENCE	1- 3	1- 1	7- 2				
5- 2	0- 0	0- 0	HOME	1- 1	0- 1	4- 0				
4- 4	0- 0	0- 0	AWAY	0- 2	1- 0	3- 2				
0- 0	0- 0	0- 0	NEUTRAL	0- 0	0- 0	0- 0				

RPI 1-25				RPI 26-50				RPI 51-100				RPI 101+ Team's RPI: 148			
RPI	S	Opponent	Score	RPI	S	Opponent	Score	RPI	S	Opponent	Score	RPI	S	Opponent	Score
4	A	Baylor	39 97					63	A	South Dakota St.	48 60	125	A	IUPUI	52 47
19	A	Oklahoma St.	55 59					63	H	South Dakota St.	50 68	125	H	IUPUI	54 57
								67	A	Michigan	44 61	126	H	Little Rock	52 66
								68	A	South Dakota	48 71	133	A	Arkansas	50 65
								68	H	South Dakota	60 56	189	A	Tulsa	59 53
								92	A	Missouri St.	64 72	212	A	Kansas	70 63
								96	A	Eastern Mich.	69 77	226	A	Grand Canyon	64 66
												227	A	Western Ill.	61 72
												227	H	Western Ill.	79 55
												257	A	Omaha	67 65
												296	A	Denver	59 56
												296	H	Denver	65 33
												315	A	North Dakota St.	52 42
												315	H	North Dakota St.	59 58
												317	A	IPFW	48 54
												317	H	IPFW	61 59
LAST 12 Division I GAMES:															
227	H	Western Ill.	79 55	125	H	IUPUI	54 57								
317	A	IPFW	48 54	63	H	South Dakota St.	50 68								
68	A	South Dakota	48 71	296	H	Denver	65 33								
63	A	South Dakota St.	48 60	257	A	Omaha	67 65								
296	A	Denver	59 56	317	H	IPFW	61 59								
315	H	North Dakota St.	59 58	315	A	North Dakota St.	52 42								

Non-Div I Games: Lyon 49 68 Evangel 89 46

Oral Roberts

Loss, Non-Conf, S Site, H Home A Away N Neutral

## Oregon

Through Games Of Feb. 20, 2016

Average RPI Win:	160	WON-LOST	WINNING	LAST 10	STRENGTH OF	OPP. STRENGTH	TEAM	ADJ.	CONF.	ADJ CONF.
Average RPI Loss:	13	RECORD	PCT. RANK	GAMES	SCHEDULE	OF SCHEDULE	RPI	RPI	RPI	RPI
DIV. I ONLY	19- 7	53	8- 2	114	3	65	65	1	1	
DIV. I NON-CONF.	11- 0	1	0- 0	327	39	75	75	1	1	
TOTALS	RPI 1-25	RPI 26-50	W-L RECORDS	RPI 51-100	RPI 101-150	RPI 150+				
19- 7	0- 6	1- 1	OVERALL	5- 0	3- 0	10- 0				
14- 4	0- 4	0- 0	HOME	3- 0	2- 0	9- 0				
5- 3	0- 2	1- 1	AWAY	2- 0	1- 0	1- 0				
0- 0	0- 0	0- 0	NEUTRAL	0- 0	0- 0	0- 0				
11- 0	0- 0	0- 0	NON-CONFERENCE	1- 0	2- 0	8- 0				
10- 0	0- 0	0- 0	HOME	1- 0	1- 0	8- 0				
1- 0	0- 0	0- 0	AWAY	0- 0	1- 0	0- 0				
0- 0	0- 0	0- 0	NEUTRAL	0- 0	0- 0	0- 0				
8- 7	0- 6	1- 1	CONFERENCE	4- 0	1- 0	2- 0				
4- 4	0- 4	0- 0	HOME	2- 0	1- 0	1- 0				
4- 3	0- 2	1- 1	AWAY	2- 0	0- 0	1- 0				
0- 0	0- 0	0- 0	NEUTRAL	0- 0	0- 0	0- 0				

RPI 1-25				RPI 26-50				RPI 51-100				RPI 101+			
RPI	S	Opponent	Score	RPI	S	Opponent	Score	RPI	S	Opponent	Score	RPI	S	Opponent	Score
7	A	UCLA	69 80	29	A	Washington	75 63	54	H	UC Riverside	95 81	116	H	North Dakota	77 51
7	H	UCLA	72 77	40	A	Southern California	67 74	74	A	Utah	77 65	117	A	North Carolina	79 77
8	A	Oregon St.	33 60					74	H	Utah	69 58	124	H	Arizona	76 54
8	H	Oregon St.	45 59					77	A	Washington St.	73 48	165	H	Hampton	86 51
9	H	Arizona St.	58 63					84	H	California	69 59	176	A	Colorado	59 46
10	H	Stanford	62 64									176	H	Colorado	77 70
												196	H	San Jose St.	104 74
												207	H	Utah Valley	79 68
												248	H	Clemson	69 56
												255	H	Seattle	82 62
												260	H	UC Santa Barbara	79 51
												285	H	Portland	93 52
												314	H	Portland St.	122 59
LAST 12 Division I GAMES:															
7	H	UCLA	72 77	9	H	Arizona St.	58 63								
176	H	Colorado	77 70	74	A	Utah	77 65								
74	H	Utah	69 58	176	A	Colorado	59 46								
29	A	Washington	75 63	84	H	California	69 59								
77	A	Washington St.	73 48	10	H	Stanford	62 64								
124	H	Arizona	76 54	8	H	Oregon St.	45 59								

Non-Div I Games:

Oregon

■ Loss, 
 ■ Non-Conf, S Site, 
 ■ Home 
 ■ Away 
 N Neutral

Average RPI Win:	111	WON-LOST	WINNING	LAST 10	STRENGTH OF	OPP. STRENGTH	TEAM	ADJ.	CONF.	ADJ CONF.
Average RPI Loss:	9	RECORD	PCT. RANK	GAMES	SCHEDULE	OF SCHEDULE	RPI	RPI	RPI	RPI
DIV. I ONLY	23- 3	10	10- 0	43	5	8	8	1	1	
DIV. I NON-CONF.	9- 2	37	0- 0	109	21	41	41	1	1	
TOTALS	RPI 1-25	RPI 26-50	W-L RECORDS	RPI 51-100	RPI 101-150	RPI 150+				
23- 3	2- 3	3- 0	OVERALL	9- 0	3- 0	6- 0				
13- 1	2- 1	1- 0	HOME	4- 0	2- 0	4- 0				
8- 2	0- 2	2- 0	AWAY	4- 0	0- 0	2- 0				
2- 0	0- 0	0- 0	NEUTRAL	1- 0	1- 0	0- 0				
9- 2	0- 2	0- 0	NON-CONFERENCE	3- 0	2- 0	4- 0				
5- 1	0- 1	0- 0	HOME	1- 0	1- 0	3- 0				
2- 1	0- 1	0- 0	AWAY	1- 0	0- 0	1- 0				
2- 0	0- 0	0- 0	NEUTRAL	1- 0	1- 0	0- 0				
14- 1	2- 1	3- 0	CONFERENCE	6- 0	1- 0	2- 0				
8- 0	2- 0	1- 0	HOME	3- 0	1- 0	1- 0				
6- 1	0- 1	2- 0	AWAY	3- 0	0- 0	1- 0				
0- 0	0- 0	0- 0	NEUTRAL	0- 0	0- 0	0- 0				

RPI	S	Opponent	Score	RPI	S	Opponent	Score	RPI	S	Opponent	Score	RPI	S	Opponent	Score
1	A	Notre Dame	61 62	29	A	Washington	61 53	54	H	UC Riverside	86 65	124	H	Arizona	71 43
7	A	UCLA	51 71	40	A	Southern California	57 49	65	A	Oregon	59 45	133	N	Arkansas	63 47
9	H	Arizona St.	67 44	40	H	Southern California	76 52	65	H	Oregon	60 33	137	H	Idaho	69 44
10	H	Stanford	58 50					71	N	Hofstra	73 50	176	A	Colorado	61 47
18	H	Tennessee	50 53					74	A	Utah	62 53	176	H	Colorado	73 50
								74	H	Utah	72 53	190	H	Cal Poly	80 43
								77	A	Washington St.	54 45	240	H	CSU Bakersfield	75 51
								84	H	California	70 48	285	A	Portland	94 50
								89	A	Marquette	65 58	320	H	Longwood	110 45
LAST 12 Division I GAMES:															
40	H	Southern California	76 52	124	H	Arizona	71 43								
74	H	Utah	72 53	176	A	Colorado	61 47								
176	H	Colorado	73 50	74	A	Utah	62 53								
77	A	Washington St.	54 45	10	H	Stanford	58 50								
29	A	Washington	61 53	84	H	California	70 48								
9	H	Arizona St.	67 44	65	A	Oregon	59 45								

Non-Div I Games:

Oregon St.

■ Loss, 
 ■ Non-Conf, S Site, 
 ■ Home 
 ■ Away 
 N Neutral

## Pacific

Through Games Of Feb. 20, 2016

Average RPI Win:	215	WON-LOST	WINNING	LAST 10	STRENGTH OF	OPP. STRENGTH	TEAM	ADJ.	CONF.	ADJ CONF.
Average RPI Loss:	115	RECORD	PCT. RANK	GAMES	SCHEDULE	OF SCHEDULE	RPI	RPI	RPI	RPI
DIV. I ONLY	12- 14	194	4- 6	151	113	153	153	8	8	
DIV. I NON-CONF.	6- 4	125	0- 0	228	226	129	129	9	9	
TOTALS	RPI 1-25	RPI 26-50	W-L RECORDS	RPI 51-100	RPI 101-150	RPI 150+				
12- 14	0- 2	0- 0	OVERALL	0- 5	3- 3	9- 4				
6- 5	0- 1	0- 0	HOME	0- 2	2- 1	4- 1				
6- 9	0- 0	0- 0	AWAY	0- 0	1- 0	5- 0				
0- 0	0- 0	0- 0	NEUTRAL	0- 0	0- 0	0- 0				
6- 4	0- 0	0- 0	NON-CONFERENCE	0- 0	1- 2	5- 2				
2- 1	0- 0	0- 0	HOME	0- 0	0- 1	2- 0				
4- 3	0- 0	0- 0	AWAY	0- 0	1- 1	3- 2				
0- 0	0- 0	0- 0	NEUTRAL	0- 0	0- 0	0- 0				
6- 10	0- 2	0- 0	CONFERENCE	0- 5	2- 1	4- 2				
4- 4	0- 1	0- 0	HOME	0- 2	2- 0	2- 1				
2- 6	0- 1	0- 0	AWAY	0- 3	0- 1	2- 1				
0- 0	0- 0	0- 0	NEUTRAL	0- 0	0- 0	0- 0				

RPI 1-25				RPI 26-50				RPI 51-100				RPI 101+ Team's RPI: 153			
RPI	S	Opponent	Score	RPI	S	Opponent	Score	RPI	S	Opponent	Score	RPI	S	Opponent	Score
12	A	BYU	62 79					58	A	St. Mary's (CA)	75 83	101	H	San Francisco	70 57
12	H	BYU	57 67					58	H	St. Mary's (CA)	73 82	107	A	Gonzaga	61 68
								61	A	Santa Clara	52 76	107	H	Gonzaga	84 83
								80	A	San Diego	56 69	117	A	North Carolina	66 63
								80	H	San Diego	56 59	124	A	Arizona	56 69
												136	H	Long Beach St.	60 68
												184	A	UC Davis	66 53
												191	A	Montana	54 64
												196	H	San Jose St.	81 69
												202	A	Utah St.	70 78
												210	A	Gardner-Webb	84 77
												240	A	CSU Bakersfield	80 74
												242	A	Loyola Marymount	88 96
												242	H	Loyola Marymount	60 63
												264	A	Pepperdine	92 64
												264	H	Pepperdine	65 62
												285	A	Portland	72 64
												285	H	Portland	87 38
												323	H	Nevada	74 52
LAST 12 Division I GAMES:															
107	H	Gonzaga	84 83	58	A	St. Mary's (CA)	75 83								
285	H	Portland	87 38	107	A	Gonzaga	61 68								
264	A	Pepperdine	92 64	285	A	Portland	72 64								
242	A	Loyola Marymount	88 96	58	H	St. Mary's (CA)	73 82								
80	H	San Diego	56 59	242	H	Loyola Marymount	60 63								
12	H	BYU	57 67	264	H	Pepperdine	65 62								

Non-Div I Games: Stanislaus St. 74 61

Pacific

Loss, Non-Conf, S Site, H Home A Away N Neutral

Average RPI Win:	179	WON-LOST	WINNING	LAST 10	STRENGTH OF	OPP. STRENGTH	TEAM	ADJ.	CONF.	ADJ CONF.
Average RPI Loss:	69	RECORD	PCT. RANK	GAMES	SCHEDULE	OF SCHEDULE	RPI	RPI	RPI	RPI
DIV. I ONLY	19- 3	15	9- 1	104	129	31	31	10	10	
DIV. I NON-CONF.	10- 3	61	2- 1	133	129	57	57	11	11	
TOTALS	RPI 1-25	RPI 26-50	W-L RECORDS	RPI 51-100	RPI 101-150	RPI 150+				
19- 3	0- 0	2- 1	OVERALL	2- 1	2- 1	13- 0				
10- 1	0- 0	2- 1	HOME	1- 0	0- 0	7- 0				
9- 2	0- 0	0- 0	AWAY	1- 1	2- 1	6- 0				
0- 0	0- 0	0- 0	NEUTRAL	0- 0	0- 0	0- 0				
10- 3	0- 0	1- 1	NON-CONFERENCE	2- 1	1- 1	6- 0				
5- 1	0- 0	1- 1	HOME	1- 0	0- 0	3- 0				
5- 2	0- 0	0- 0	AWAY	1- 1	1- 1	3- 0				
0- 0	0- 0	0- 0	NEUTRAL	0- 0	0- 0	0- 0				
9- 0	0- 0	1- 0	CONFERENCE	0- 0	1- 0	7- 0				
5- 0	0- 0	1- 0	HOME	0- 0	0- 0	4- 0				
4- 0	0- 0	0- 0	AWAY	0- 0	1- 0	3- 0				
0- 0	0- 0	0- 0	NEUTRAL	0- 0	0- 0	0- 0				

RPI S	Opponent	Score	RPI S	Opponent	Score	Team's RPI: 31	RPI S	Opponent	Score	RPI S	Opponent	Score
			39	H Princeton	50 48		55	A Villanova	46 66	103	A Harvard	68 48
			45	H Colorado St.	49 48		69	A Temple	60 54	105	A Saint Joseph's	46 50
			47	H Duke	50 57		94	H Drexel	72 67	123	A Hawaii	64 54
										158	A UMBC	81 46
										160	A Yale	77 59
										160	H Yale	68 49
										173	H Cornell	65 50
										201	A Brown	69 59
										201	H Brown	66 49
										225	A Dartmouth	56 41
										230	H Navy	57 43
										236	A New Hampshire	67 60
										237	H Columbia	71 51
										274	A La Salle	78 68
										325	H Lafayette	54 37
										339	H Wagner	78 50
LAST 12 Division I GAMES:												
			160	A Yale	77 59		201	H Brown	66 49			
			201	A Brown	69 59		160	H Yale	68 49			
			173	H Cornell	65 50		55	A Villanova	46 66			
			237	H Columbia	71 51		69	A Temple	60 54			
			225	A Dartmouth	56 41		274	A La Salle	78 68			
			103	A Harvard	68 48		39	H Princeton	50 48			

Non-Div I Games: BYU-Hawaii 73 41

Penn

■ Loss, 
 ■ Non-Conf, S Site, 
 ■ Home 
 ■ Away 
 N Neutral

Average RPI Win:	149	WON-LOST	WINNING	LAST 10	STRENGTH OF	OPP. STRENGTH	TEAM	ADJ.	CONF.	ADJ CONF.
Average RPI Loss:	71	RECORD	PCT. RANK	GAMES	SCHEDULE	OF SCHEDULE	RPI	RPI	RPI	RPI
DIV. I ONLY	10- 17	251	2- 6	29	33	127	127	5	5	
DIV. I NON-CONF.	5- 6	180	0- 1	55	108	152	152	4	4	
TOTALS	RPI 1-25	RPI 26-50	W-L RECORDS	RPI 51-100	RPI 101-150	RPI 150+				
10- 17	1- 5	0- 3	OVERALL	3- 6	1- 1	5- 2				
6- 8	0- 3	0- 1	HOME	1- 3	1- 1	4- 0				
4- 8	1- 1	0- 2	AWAY	2- 3	0- 0	1- 2				
0- 1	0- 1	0- 0	NEUTRAL	0- 0	0- 0	0- 0				
5- 6	0- 2	0- 2	NON-CONFERENCE	0- 0	1- 1	4- 1				
5- 1	0- 0	0- 0	HOME	0- 0	1- 1	4- 0				
0- 4	0- 1	0- 2	AWAY	0- 0	0- 0	0- 1				
0- 1	0- 1	0- 0	NEUTRAL	0- 0	0- 0	0- 0				
5- 11	1- 3	0- 1	CONFERENCE	3- 6	0- 0	1- 1				
1- 7	0- 3	0- 1	HOME	1- 3	0- 0	0- 0				
4- 4	1- 0	0- 0	AWAY	2- 3	0- 0	1- 1				
0- 0	0- 0	0- 0	NEUTRAL	0- 0	0- 0	0- 0				

RPI 1-25				RPI 26-50				RPI 51-100				RPI 101+ Team's RPI: 127			
RPI	S	Opponent	Score	RPI	S	Opponent	Score	RPI	S	Opponent	Score	RPI	S	Opponent	Score
5	H	Ohio St.	63 77	36	A	St. Bonaventure	60 70	56	A	Iowa	82 69	121	H	Virginia Tech	59 64
11	H	Maryland	53 89	42	A	South Fla.	79 101	64	H	Purdue	78 88	132	H	Youngstown St.	68 51
12	N	BYU	51 63	50	H	Rutgers	62 74	67	A	Michigan	73 78	154	A	Illinois	65 56
18	A	Tennessee	66 74					67	H	Michigan	87 91	174	H	Fordham	75 59
25	A	Michigan St.	65 61					70	A	Nebraska	69 87	177	A	Wisconsin	62 82
25	H	Michigan St.	55 71					70	H	Nebraska	78 83	228	H	Sacred Heart	83 46
								78	A	Minnesota	85 98	239	H	Holy Cross	86 82
								100	A	Northwestern	73 54	279	H	Central Conn. St.	73 47
								100	H	Northwestern	79 72	298	A	CSUN	73 81
LAST 12 Division I GAMES:															
12	N	BYU	51 63	70	A	Nebraska	69 87								
67	A	Michigan	73 78	64	H	Purdue	78 88								
100	A	Northwestern	73 54	11	H	Maryland	53 89								
5	H	Ohio St.	63 77	154	A	Illinois	65 56								
25	A	Michigan St.	65 61	56	A	Iowa	82 69								
50	H	Rutgers	62 74	67	H	Michigan	87 91								

Non-Div I Games:

Penn St.

■ Loss, 
 ■ Non-Conf, 
 ■ S Site, 
 ■ H Home 
 ■ A Away 
 N Neutral

# Pepperdine

Through Games Of Feb. 20, 2016

Average RPI Win:	246	WON-LOST	WINNING	LAST 10	STRENGTH OF	OPP. STRENGTH	TEAM	ADJ.	CONF.	ADJ CONF.
Average RPI Loss:	119	RECORD	PCT. RANK	GAMES	SCHEDULE	OF SCHEDULE	RPI	RPI	RPI	RPI
DIV. I ONLY	6- 21	307	1- 8	97	135	264	264	8	8	
DIV. I NON-CONF.	4- 6	201	0- 1	242	290	242	242	9	9	
TOTALS	RPI 1-25	RPI 26-50	W-L RECORDS	RPI 51-100	RPI 101-150	RPI 150+				
6- 21	0- 2	0- 1	OVERALL	1- 6	0- 4	5- 8				
5- 7	0- 1	0- 0	HOME	1- 2	0- 2	4- 2				
1- 13	0- 1	0- 1	AWAY	0- 4	0- 2	1- 5				
0- 1	0- 0	0- 0	NEUTRAL	0- 0	0- 0	0- 1				
4- 6	0- 0	0- 1	NON-CONFERENCE	0- 1	0- 0	4- 4				
3- 1	0- 0	0- 0	HOME	0- 0	0- 0	3- 1				
1- 4	0- 0	0- 1	AWAY	0- 1	0- 0	1- 2				
0- 1	0- 0	0- 0	NEUTRAL	0- 0	0- 0	0- 1				
2- 15	0- 2	0- 0	CONFERENCE	1- 5	0- 4	1- 4				
2- 6	0- 1	0- 0	HOME	1- 2	0- 2	1- 1				
0- 9	0- 1	0- 0	AWAY	0- 3	0- 2	0- 3				
0- 0	0- 0	0- 0	NEUTRAL	0- 0	0- 0	0- 0				

RPI S	Opponent	Score	RPI S	Opponent	Score	RPI S	Opponent	Score	RPI S	Opponent	Score	Team's RPI: 264
12	A BYU	64 69	48	A Albany (NY)	49 64	58	A St. Mary's (CA)	72 88	101	A San Francisco	75 99	
12	H BYU	66 77				58	H St. Mary's (CA)	62 58	101	H San Francisco	74 81	
						61	A Santa Clara	50 84	107	A Gonzaga	39 56	
						61	H Santa Clara	60 62	107	H Gonzaga	57 74	
						66	A Army West Point	53 63	153	A Pacific	62 65	
						80	A San Diego	55 74	153	H Pacific	64 92	
						80	H San Diego	54 70	180	N George Mason	63 71	
									181	A New Mexico	52 60	
									190	H Cal Poly	47 61	
									211	A UNLV	63 83	
									240	A CSU Bakersfield	76 73	
									242	A Loyola Marymount	69 79	
									260	H UC Santa Barbara	71 69	
									285	A Portland	79 81	
									285	H Portland	74 62	
									296	H Denver	64 60	
									338	H Cal St. Fullerton	81 75	
LAST 12 Division I GAMES:												
180	N	George Mason	63	71	285	A	Portland	79	81			
61	A	Santa Clara	50	84	12	H	BYU	66	77			
101	A	San Francisco	75	99	80	H	San Diego	54	70			
153	H	Pacific	64	92	12	A	BYU	64	69			
58	H	St. Mary's (CA)	62	58	80	A	San Diego	55	74			
107	A	Gonzaga	39	56	101	H	San Francisco	74	81			

Non-Div I Games: Alas. Anchorage 61 94

Pepperdine

Loss, Non-Conf, S Site, H Home A Away N Neutral



## Pittsburgh

Through Games Of Feb. 20, 2016

Average RPI Win:	231	WON-LOST	WINNING	LAST 10	STRENGTH OF	OPP. STRENGTH	TEAM	ADJ.	CONF.	ADJ CONF.
Average RPI Loss:	43	RECORD	PCT. RANK	GAMES	SCHEDULE	OF SCHEDULE	RPI	RPI	RPI	RPI
DIV. I ONLY	12- 14	194	4- 6	57	69	120	120	4	4	
DIV. I NON-CONF.	8- 5	120	0- 0	156	240	139	139	5	5	
TOTALS	RPI 1-25	RPI 26-50	W-L RECORDS	RPI 51-100	RPI 101-150	RPI 150+				
12- 14	0- 6	0- 4	OVERALL	1- 2	3- 2	8- 0				
6- 7	0- 4	0- 2	HOME	0- 0	0- 1	6- 0				
5- 5	0- 1	0- 2	AWAY	1- 1	2- 1	2- 0				
1- 2	0- 1	0- 0	NEUTRAL	0- 1	1- 0	0- 0				
8- 5	0- 2	0- 1	NON-CONFERENCE	0- 2	1- 0	7- 0				
6- 1	0- 1	0- 0	HOME	0- 0	0- 0	6- 0				
1- 2	0- 0	0- 1	AWAY	0- 1	0- 0	1- 0				
1- 2	0- 1	0- 0	NEUTRAL	0- 1	1- 0	0- 0				
4- 9	0- 4	0- 3	CONFERENCE	1- 0	2- 2	1- 0				
0- 6	0- 3	0- 2	HOME	0- 0	0- 1	0- 0				
4- 3	0- 1	0- 1	AWAY	1- 0	2- 1	1- 0				
0- 0	0- 0	0- 0	NEUTRAL	0- 0	0- 0	0- 0				

RPI 1-25				RPI 26-50				RPI 51-100				RPI 101+				Team's RPI: 120	
RPI	S	Opponent	Score	RPI	S	Opponent	Score	RPI	S	Opponent	Score	RPI	S	Opponent	Score		
1	H	Notre Dame	55 65	28	A	Miami (FL)	55 79	63	N	South Dakota St.	54 55	113	H	Wake Forest	49 60		
11	N	Maryland	49 70	39	A	Princeton	47 61	67	A	Michigan	45 82	114	A	Boston College	43 54		
13	H	Florida St.	55 66	46	H	North Carolina St.	76 78	91	A	Virginia	58 55	117	A	North Carolina	76 60		
16	A	Syracuse	48 71	47	H	Duke	48 70					121	A	Virginia Tech	59 48		
17	H	Louisville	61 84									145	N	Old Dominion	67 58		
21	H	Duquesne	65 79									239	H	Holy Cross	56 50		
												248	A	Clemson	59 56		
												256	A	Saint Francis (PA)	74 59		
												270	H	American	76 58		
												286	H	Rider	75 44		
												326	H	Delaware St.	77 43		
												337	H	Mt. St. Mary's	74 57		
												339	H	Wagner	67 41		
LAST 12 Division I GAMES:																	
				117	A	North Carolina	76 60	91	A	Virginia	58 55						
				121	A	Virginia Tech	59 48	114	A	Boston College	43 54						
				17	H	Louisville	61 84	13	H	Florida St.	55 66						
				113	H	Wake Forest	49 60	16	A	Syracuse	48 71						
				248	A	Clemson	59 56	46	H	North Carolina St.	76 78						
				47	H	Duke	48 70	28	A	Miami (FL)	55 79						

Non-Div I Games:

Pittsburgh

■ Loss, 
■ Non-Conf, 
■ S Site, 
■ H Home 
■ A Away 
N Neutral

Average RPI Win:	289	WON-LOST	WINNING	LAST 10	STRENGTH OF	OPP. STRENGTH	TEAM	ADJ.	CONF.	ADJ CONF.
Average RPI Loss:	128	RECORD	PCT. RANK	GAMES	SCHEDULE	OF SCHEDULE	RPI	RPI	RPI	RPI
DIV. I ONLY	2- 24	347	1- 9	78	154	285	285	8	8	
DIV. I NON-CONF.	1- 9	325	0- 0	57	288	263	263	9	9	
TOTALS	RPI 1-25	RPI 26-50	W-L RECORDS	RPI 51-100	RPI 101-150	RPI 150+				
2- 24	0- 2	0- 1	OVERALL	0- 6	0- 5	2- 10				
1- 11	0- 1	0- 0	HOME	0- 2	0- 3	1- 5				
1- 13	0- 1	0- 1	AWAY	0- 4	0- 2	1- 5				
0- 0	0- 0	0- 0	NEUTRAL	0- 0	0- 0	0- 0				
1- 9	0- 1	0- 1	NON-CONFERENCE	0- 1	0- 1	1- 5				
0- 5	0- 1	0- 0	HOME	0- 0	0- 1	0- 3				
1- 4	0- 0	0- 1	AWAY	0- 1	0- 0	1- 2				
0- 0	0- 0	0- 0	NEUTRAL	0- 0	0- 0	0- 0				
1- 15	0- 1	0- 0	CONFERENCE	0- 5	0- 4	1- 5				
1- 6	0- 0	0- 0	HOME	0- 2	0- 2	1- 2				
0- 9	0- 1	0- 0	AWAY	0- 3	0- 2	0- 3				
0- 0	0- 0	0- 0	NEUTRAL	0- 0	0- 0	0- 0				

RPI 1-25				RPI 26-50				RPI 51-100				RPI 101+ Team's RPI: 285			
RPI	S	Opponent	Score	RPI	S	Opponent	Score	RPI	S	Opponent	Score	RPI	S	Opponent	Score
8	H	Oregon St.	50 94	29	A	Washington	65 83	58	A	St. Mary's (CA)	53 95	101	A	San Francisco	69 90
12	A	BYU	66 78					58	H	St. Mary's (CA)	51 78	101	H	San Francisco	63 82
								61	A	Santa Clara	47 66	107	A	Gonzaga	51 86
								61	H	Santa Clara	45 67	107	H	Gonzaga	63 71
								65	A	Oregon	52 93	144	H	Boise St.	49 89
								80	A	San Diego	43 71	153	A	Pacific	38 87
												153	H	Pacific	64 72
												164	A	Montana St.	57 86
												184	H	UC Davis	47 72
												191	A	Montana	67 90
												197	H	Weber St.	55 57
												242	A	Loyola Marymount	52 62
												242	H	Loyola Marymount	62 77
												264	A	Pepperdine	62 74
												264	H	Pepperdine	81 79
												298	H	CSUN	62 68
												314	A	Portland St.	69 53
LAST 12 Division I GAMES:															
58	A	St. Mary's (CA)	53 95	101	A	San Francisco	69 90	58	H	St. Mary's (CA)	51 78				
153	A	Pacific	38 87	153	H	Pacific	64 72	12	A	BYU	66 78				
107	A	Gonzaga	51 86	80	A	San Diego	43 71	107	H	Gonzaga	63 71				
242	H	Loyola Marymount	62 77												
264	H	Pepperdine	81 79												
61	A	Santa Clara	47 66												

Non-Div I Games: Willamette 73 54

Portland

■ Loss, 
 ■ Non-Conf, 
 ■ S Site, 
 ■ H Home 
 ■ A Away 
 N Neutral

Average RPI Win:	248	WON-LOST	WINNING	LAST 10	STRENGTH OF	OPP. STRENGTH	TEAM	ADJ.	CONF.	ADJ CONF.
Average RPI Loss:	179	RECORD	PCT. RANK	GAMES	SCHEDULE	OF SCHEDULE	RPI	RPI	RPI	RPI
DIV. I ONLY	2- 21	342	1- 9	85	342	314	314	20	20	
DIV. I NON-CONF.	1- 8	320	0- 0	236	285	332	332	22	22	
TOTALS	RPI 1-25	RPI 26-50	W-L RECORDS	RPI 51-100	RPI 101-150	RPI 150+				
2- 21	0- 0	0- 0	OVERALL	0- 3	0- 3	2- 15				
2- 9	0- 0	0- 0	HOME	0- 0	0- 1	2- 8				
0- 12	0- 0	0- 0	AWAY	0- 3	0- 2	0- 7				
0- 0	0- 0	0- 0	NEUTRAL	0- 0	0- 0	0- 0				
1- 8	0- 0	0- 0	NON-CONFERENCE	0- 3	0- 1	1- 4				
1- 3	0- 0	0- 0	HOME	0- 0	0- 0	1- 3				
0- 5	0- 0	0- 0	AWAY	0- 3	0- 1	0- 1				
0- 0	0- 0	0- 0	NEUTRAL	0- 0	0- 0	0- 0				
1- 13	0- 0	0- 0	CONFERENCE	0- 0	0- 2	1- 11				
1- 6	0- 0	0- 0	HOME	0- 0	0- 1	1- 5				
0- 7	0- 0	0- 0	AWAY	0- 0	0- 1	0- 6				
0- 0	0- 0	0- 0	NEUTRAL	0- 0	0- 0	0- 0				

RPI S	Opponent	Score	RPI S	Opponent	Score	RPI S	Opponent	Score	RPI S	Opponent	Score	Team's RPI: 314
						63	A South Dakota St.	65 74	136	A Long Beach St.	71 89	
						65	A Oregon	59 122	137	A Idaho	63 84	
						68	A South Dakota	61 103	137	H Idaho	65 94	
									164	A Montana St.	64 74	
									164	H Montana St.	59 106	
									168	A Sacramento St.	91 132	
									168	H Sacramento St.	78 126	
									184	H UC Davis	70 82	
									191	A Montana	57 76	
									191	H Montana	58 79	
									197	A Weber St.	73 102	
									197	H Weber St.	58 75	
									198	A Eastern Wash.	57 70	
									198	H Eastern Wash.	81 79	
									229	A Idaho St.	70 71	
									229	H Idaho St.	42 64	
									255	H Seattle	64 85	
									285	H Portland	53 69	
									298	H CSUN	83 77	
									338	A Cal St. Fullerton	69 84	
LAST 12 Division I GAMES:												
198	A Eastern Wash.	57 70	137	H Idaho	65 94							
137	A Idaho	63 84	198	H Eastern Wash.	81 79							
197	H Weber St.	58 75	168	H Sacramento St.	78 126							
229	H Idaho St.	42 64	229	A Idaho St.	70 71							
191	A Montana	57 76	197	A Weber St.	73 102							
164	A Montana St.	64 74	164	H Montana St.	59 106							

Non-Div I Games: Warner Pacific 64 76 Corban 90 76

Portland St.

Average RPI Win:	307	WON-LOST	WINNING	LAST 10	STRENGTH OF	OPP. STRENGTH	TEAM	ADJ.	CONF.	ADJ CONF.
Average RPI Loss:	200	RECORD	PCT. RANK	GAMES	SCHEDULE	OF SCHEDULE	RPI	RPI	RPI	RPI
DIV. I ONLY	9- 12	219	5- 5	334	331	282	282	32	32	
DIV. I NON-CONF.	3- 5	218	0- 0	294	116	219	219	31	31	
TOTALS	RPI 1-25	RPI 26-50	W-L RECORDS	RPI 51-100	RPI 101-150	RPI 150+				
9- 12	0- 1	0- 0	OVERALL	0- 2	0- 0	9- 9				
4- 4	0- 0	0- 0	HOME	0- 0	0- 0	4- 4				
5- 7	0- 1	0- 0	AWAY	0- 0	0- 0	5- 0				
0- 1	0- 0	0- 0	NEUTRAL	0- 0	0- 0	0- 1				
3- 5	0- 1	0- 0	NON-CONFERENCE	0- 2	0- 0	3- 2				
1- 0	0- 0	0- 0	HOME	0- 0	0- 0	1- 0				
2- 4	0- 1	0- 0	AWAY	0- 2	0- 0	2- 1				
0- 1	0- 0	0- 0	NEUTRAL	0- 0	0- 0	0- 1				
6- 7	0- 0	0- 0	CONFERENCE	0- 0	0- 0	6- 7				
3- 4	0- 0	0- 0	HOME	0- 0	0- 0	3- 4				
3- 3	0- 0	0- 0	AWAY	0- 0	0- 0	3- 3				
0- 0	0- 0	0- 0	NEUTRAL	0- 0	0- 0	0- 0				

RPI S	Opponent	Score	RPI S	Opponent	Score	RPI S	Opponent	Score	RPI S	Opponent	Score	Team's RPI: 282
15	A Texas A&M	30 88				85	A TCU	60 69	166	H Southern U.	55 65	
						86	A Georgia Tech	48 96	171	A Louisiana Tech	77 68	
									183	A Grambling	66 69	
									183	H Grambling	44 51	
									245	A Texas Southern	65 72	
									245	H Texas Southern	43 50	
									281	A Alabama St.	54 65	
									283	H Lamar	80 72	
									291	A Wichita St.	36 64	
									299	A Jackson St.	62 52	
									299	H Jackson St.	67 77	
									310	H Alcorn	58 54	
									315	N North Dakota St.	58 79	
									319	A Nicholls St.	81 70	
									342	A Ark.-Pine Bluff	70 66	
									342	H Ark.-Pine Bluff	70 55	
									347	A Alabama A&M	67 52	
									348	H Mississippi Val.	80 57	
LAST 12 Division I GAMES:												
342	A Ark.-Pine Bluff	70 66	348	H Mississippi Val.	80 57							
299	H Jackson St.	67 77	342	H Ark.-Pine Bluff	70 55							
183	H Grambling	44 51	299	A Jackson St.	62 52							
245	H Texas Southern	43 50	183	A Grambling	66 69							
281	A Alabama St.	54 65	245	A Texas Southern	65 72							
347	A Alabama A&M	67 52	166	H Southern U.	55 65							

Non-Div I Games: Howard Payne 86 46

Prairie View

Loss, Non-Conf, S Site, H Home A Away N Neutral

Presbyterian

Through Games Of Feb. 20, 2016

Average RPI Win:	277	WON-LOST	WINNING	LAST 10	STRENGTH OF	OPP. STRENGTH	TEAM	ADJ.	CONF.	ADJ CONF.
Average RPI Loss:	173	RECORD	PCT. RANK	GAMES	SCHEDULE	OF SCHEDULE	RPI	RPI	RPI	RPI
DIV. I ONLY	12- 10	144	7- 3	305	294	213	213	28	28	
DIV. I NON-CONF.	1- 5	304	0- 0	339	86	343	343	29	29	
TOTALS	RPI 1-25	RPI 26-50	W-L RECORDS	RPI 51-100	RPI 101-150	RPI 150+				
12- 10	0- 0	0- 0	OVERALL	0- 1	1- 3	11- 6				
8- 2	0- 0	0- 0	HOME	0- 0	1- 1	7- 1				
4- 8	0- 0	0- 0	AWAY	0- 1	0- 2	4- 5				
0- 0	0- 0	0- 0	NEUTRAL	0- 0	0- 0	0- 0				
1- 5	0- 0	0- 0	NON-CONFERENCE	0- 1	0- 1	1- 3				
1- 0	0- 0	0- 0	HOME	0- 0	0- 0	1- 0				
0- 5	0- 0	0- 0	AWAY	0- 1	0- 1	0- 3				
0- 0	0- 0	0- 0	NEUTRAL	0- 0	0- 0	0- 0				
11- 5	0- 0	0- 0	CONFERENCE	0- 0	1- 2	10- 3				
7- 2	0- 0	0- 0	HOME	0- 0	1- 1	6- 1				
4- 3	0- 0	0- 0	AWAY	0- 0	0- 1	4- 2				
0- 0	0- 0	0- 0	NEUTRAL	0- 0	0- 0	0- 0				

RPI 1-25			RPI 26-50			RPI 51-100			RPI 101+			Team's RPI: 213
RPI	S	Opponent	Score	RPI	S	Opponent	Score	RPI	S	Opponent	Score	
						75	A Vanderbilt	38	56	119	H Liberty	60 42
										121	A Virginia Tech	44 58
										122	A UNC Asheville	59 68
										122	H UNC Asheville	63 72
										161	A East Carolina	57 84
										176	A Colorado	60 72
										200	H Radford	53 64
										210	A Gardner-Webb	40 51
										210	H Gardner-Webb	60 53
										247	A High Point	47 61
										247	H High Point	82 70
										276	H Coastal Caro.	66 42
										284	A Campbell	69 45
										284	H Campbell	64 54
										292	A Kennesaw St.	47 49
										301	A Charleston So.	63 49
										301	H Charleston So.	52 37
										318	A Winthrop	59 48
										320	A Longwood	59 38
										320	H Longwood	75 49
										349	H N.C. Central	60 50
LAST 12 Division I GAMES:												
284	H	Campbell	64 54	122	A	UNC Asheville	59 68					
210	A	Gardner-Webb	40 51	276	H	Coastal Caro.	66 42					
301	H	Charleston So.	52 37	284	A	Campbell	69 45					
247	A	High Point	47 61	318	A	Winthrop	59 48					
320	H	Longwood	75 49	119	H	Liberty	60 42					
210	H	Gardner-Webb	60 53	200	H	Radford	53 64					

Non-Div I Games: Warren Wilson 95 56 Columbia (SC) 104 37 Brevard 70 53

Presbyterian

Loss, Non-Conf, S Site, H Home A Away N Neutral

Average RPI Win:	189	WON-LOST	WINNING	LAST 10	STRENGTH OF	OPP. STRENGTH	TEAM	ADJ.	CONF.	ADJ CONF.
Average RPI Loss:	33	RECORD	PCT. RANK	GAMES	SCHEDULE	OF SCHEDULE	RPI	RPI	RPI	RPI
DIV. I ONLY	19- 4	24	9- 1	149	91	39	39	10	10	
DIV. I NON-CONF.	11- 3	54	2- 1	194	53	58	58	11	11	
TOTALS	RPI 1-25	RPI 26-50	W-L RECORDS	RPI 51-100	RPI 101-150	RPI 150+				
19- 4	1- 1	0- 2	OVERALL	1- 1	2- 0	15- 0				
11- 0	1- 0	0- 0	HOME	1- 0	1- 0	8- 0				
6- 4	0- 1	0- 2	AWAY	0- 1	1- 0	5- 0				
2- 0	0- 0	0- 0	NEUTRAL	0- 0	0- 0	2- 0				
11- 3	1- 1	0- 1	NON-CONFERENCE	1- 1	1- 0	8- 0				
7- 0	1- 0	0- 0	HOME	1- 0	1- 0	4- 0				
2- 3	0- 1	0- 1	AWAY	0- 1	0- 0	2- 0				
2- 0	0- 0	0- 0	NEUTRAL	0- 0	0- 0	2- 0				
8- 1	0- 0	0- 1	CONFERENCE	0- 0	1- 0	7- 0				
4- 0	0- 0	0- 0	HOME	0- 0	0- 0	4- 0				
4- 1	0- 0	0- 1	AWAY	0- 0	1- 0	3- 0				
0- 0	0- 0	0- 0	NEUTRAL	0- 0	0- 0	0- 0				

RPI 1-25				RPI 26-50				Team's RPI: 39		RPI 51-100				RPI 101+			
RPI	S	Opponent	Score	RPI	S	Opponent	Score		RPI	S	Opponent	Score	RPI	S	Opponent	Score	
5	A	Ohio St.	70 90	31	A	Penn	48 50		59	A	Dayton	81 85	103	A	Harvard	92 83	
21	H	Duquesne	94 66	38	A	Seton Hall	64 71		67	H	Michigan	74 57	120	H	Pittsburgh	61 47	
													160	A	Yale	94 81	
													160	H	Yale	65 50	
													165	H	Hampton	79 55	
													173	H	Cornell	71 51	
													174	H	Fordham	55 44	
													178	A	Marist	77 44	
													201	A	Brown	83 57	
													201	H	Brown	72 53	
													225	A	Dartmouth	85 48	
													237	H	Columbia	86 54	
													255	N	Seattle	85 48	
													267	H	Monmouth	81 70	
													270	H	American	72 34	
													286	A	Rider	78 59	
													336	N	UC Irvine	83 42	
LAST 12 Division I GAMES:																	
201	A	Brown	83 57	160	H	Yale	65 50		201	H	Brown	72 53					
160	A	Yale	94 81	31	A	Penn	48 50		165	H	Hampton	79 55					
237	H	Columbia	86 54	178	A	Marist	77 44		59	A	Dayton	81 85					
173	H	Cornell	71 51														
103	A	Harvard	92 83														
225	A	Dartmouth	85 48														

Non-Div I Games:

Princeton

■ Loss, 
■ Non-Conf, S Site, 
■ Home 
■ Away 
N Neutral

Providence

Through Games Of Feb. 20, 2016

Average RPI Win:	214	WON-LOST	WINNING	LAST 10	STRENGTH OF	OPP. STRENGTH	TEAM	ADJ.	CONF.	ADJ CONF.
Average RPI Loss:	102	RECORD	PCT. RANK	GAMES	SCHEDULE	OF SCHEDULE	RPI	RPI	RPI	RPI
DIV. I ONLY	5- 20	310	1- 9	77	92	253	253	6	6	
DIV. I NON-CONF.	4- 6	201	0- 0	94	264	199	199	6	6	
TOTALS	RPI 1-25	RPI 26-50	W-L RECORDS	RPI 51-100	RPI 101-150	RPI 150+				
5- 20	0- 2	0- 3	OVERALL	0- 6	1- 5	4- 4				
4- 10	0- 1	0- 2	HOME	0- 3	1- 2	3- 2				
1- 10	0- 1	0- 1	AWAY	0- 3	0- 3	1- 2				
0- 0	0- 0	0- 0	NEUTRAL	0- 0	0- 0	0- 0				
4- 6	0- 0	0- 1	NON-CONFERENCE	0- 1	0- 2	4- 2				
3- 3	0- 0	0- 0	HOME	0- 1	0- 1	3- 1				
1- 3	0- 0	0- 1	AWAY	0- 0	0- 1	1- 1				
0- 0	0- 0	0- 0	NEUTRAL	0- 0	0- 0	0- 0				
1- 14	0- 2	0- 2	CONFERENCE	0- 5	1- 3	0- 2				
1- 7	0- 1	0- 2	HOME	0- 2	1- 1	0- 1				
0- 7	0- 1	0- 0	AWAY	0- 3	0- 2	0- 1				
0- 0	0- 0	0- 0	NEUTRAL	0- 0	0- 0	0- 0				

RPI 1-25				RPI 26-50				RPI 51-100				RPI 101+ Team's RPI: 253			
RPI	S	Opponent	Score	RPI	S	Opponent	Score	RPI	S	Opponent	Score	RPI	S	Opponent	Score
22	A	DePaul	50 96	35	H	St. John's (NY)	61 80	55	A	Villanova	39 67	114	H	Boston College	41 67
22	H	DePaul	68 91	38	H	Seton Hall	54 64	55	H	Villanova	47 76	121	A	Virginia Tech	46 62
				48	A	Albany (NY)	58 71	62	H	FGCU	41 50	138	A	Creighton	48 72
								89	A	Marquette	75 105	138	H	Creighton	61 59
								90	A	Georgetown	53 63	142	A	Xavier	47 72
								90	H	Georgetown	51 82	142	H	Xavier	54 62
												187	H	Richmond	50 57
												199	A	Butler	50 65
												199	H	Butler	67 77
												201	A	Brown	47 57
												209	A	Rhode Island	64 55
												215	H	Hartford	69 50
												241	H	Bryant	88 78
												267	H	Monmouth	71 59
LAST 12 Division I GAMES:															
22	H	DePaul	68 91	22	A	DePaul	50 96								
138	H	Creighton	61 59	89	A	Marquette	75 105								
199	A	Butler	50 65	138	A	Creighton	48 72								
142	A	Xavier	47 72	142	H	Xavier	54 62								
55	H	Villanova	47 76	199	H	Butler	67 77								
90	H	Georgetown	51 82	90	A	Georgetown	53 63								

Non-Div I Games:

Providence

Loss, Non-Conf, S Site, H Home A Away N Neutral

Average RPI Win:	133	WON-LOST	WINNING	LAST 10	STRENGTH OF	OPP. STRENGTH	TEAM	ADJ.	CONF.	ADJ CONF.
Average RPI Loss:	55	RECORD	PCT. RANK	GAMES	SCHEDULE	OF SCHEDULE	RPI	RPI	RPI	RPI
DIV. I ONLY	16- 10	103	2- 8	56	22	64	64	5	5	
DIV. I NON-CONF.	9- 2	37	0- 0	159	67	73	73	4	4	
TOTALS	RPI 1-25	RPI 26-50	W-L RECORDS	RPI 51-100	RPI 101-150	RPI 150+				
16- 10	1- 5	1- 0	OVERALL	7- 3	2- 1	5- 1				
10- 4	0- 1	1- 0	HOME	5- 2	0- 1	4- 0				
4- 5	0- 3	0- 0	AWAY	2- 1	1- 0	1- 1				
2- 1	1- 1	0- 0	NEUTRAL	0- 0	1- 0	0- 0				
9- 2	1- 1	0- 0	NON-CONFERENCE	3- 0	1- 1	4- 0				
6- 1	0- 0	0- 0	HOME	3- 0	0- 1	3- 0				
1- 0	0- 0	0- 0	AWAY	0- 0	0- 0	1- 0				
2- 1	1- 1	0- 0	NEUTRAL	0- 0	1- 0	0- 0				
7- 8	0- 4	1- 0	CONFERENCE	4- 3	1- 0	1- 1				
4- 3	0- 1	1- 0	HOME	2- 2	0- 0	1- 0				
3- 5	0- 3	0- 0	AWAY	2- 1	1- 0	0- 1				
0- 0	0- 0	0- 0	NEUTRAL	0- 0	0- 0	0- 0				

RPI 1-25				RPI 26-50				RPI 51-100 Team's RPI: 64				RPI 101+			
RPI	S	Opponent	Score	RPI	S	Opponent	Score	RPI	S	Opponent	Score	RPI	S	Opponent	Score
5	A	Ohio St.	70 90	43	H	Indiana	63 53	56	A	Iowa	55 63	114	H	Boston College	56 58
10	N	Stanford	65 71					56	H	Iowa	90 73	127	A	Penn St.	88 78
11	A	Maryland	59 73					59	H	Dayton	61 58	130	N	LSU	69 52
11	H	Maryland	67 87					67	A	Michigan	65 63	154	H	Illinois	69 65
17	N	Louisville	62 60					67	H	Michigan	61 68	177	A	Wisconsin	57 64
25	A	Michigan St.	56 68					70	H	Nebraska	61 62	218	H	Ill.-Chicago	62 51
								72	H	Maine	56 33	288	H	Jacksonville St.	67 48
								73	H	Ball St.	73 63	321	A	North Florida	70 47
								78	H	Minnesota	84 72	330	H	Incarnate Word	95 27
								100	A	Northwestern	85 71				
LAST 12 Division I GAMES:															
56	A	Iowa	55 63	25	A	Michigan St.	56 68								
67	H	Michigan	61 68	56	H	Iowa	90 73								
11	A	Maryland	59 73	70	H	Nebraska	61 62								
177	A	Wisconsin	57 64	5	A	Ohio St.	70 90								
11	H	Maryland	67 87	78	H	Minnesota	84 72								
127	A	Penn St.	88 78	43	H	Indiana	63 53								

Non-Div I Games:

Purdue

■ Loss, 
■ Non-Conf, 
■ S Site, 
■ H Home 
■ A Away 
N Neutral



Quinnipiac

Through Games Of Feb. 20, 2016

Average RPI Win: <b>229</b>	WON-LOST	WINNING	LAST 10	STRENGTH OF	OPP. STRENGTH	TEAM	ADJ.	CONF.	ADJ CONF.
Average RPI Loss: <b>142</b>	RECORD	PCT. RANK	GAMES	SCHEDULE	OF SCHEDULE	RPI	RPI	RPI	RPI
DIV. I ONLY	18- 7	62	9- 0	231	234	102	102	23	23
DIV. I NON-CONF.	5- 4	138	0- 0	56	162	88	88	23	23
TOTALS	RPI 1-25	RPI 26-50	W-L RECORDS	RPI 51-100	RPI 101-150	RPI 150+			
18- 7	0- 0	0- 0	OVERALL	1- 4	1- 0	16- 3			
11- 1	0- 0	0- 0	HOME	1- 0	1- 0	9- 1			
7- 5	0- 0	0- 0	AWAY	0- 0	0- 0	7- 1			
0- 1	0- 0	0- 0	NEUTRAL	0- 1	0- 0	0- 0			
5- 4	0- 0	0- 0	NON-CONFERENCE	1- 4	0- 0	4- 0			
3- 0	0- 0	0- 0	HOME	1- 0	0- 0	2- 0			
2- 3	0- 0	0- 0	AWAY	0- 3	0- 0	2- 0			
0- 1	0- 0	0- 0	NEUTRAL	0- 1	0- 0	0- 0			
13- 3	0- 0	0- 0	CONFERENCE	0- 0	1- 0	12- 3			
8- 1	0- 0	0- 0	HOME	0- 0	1- 0	7- 1			
5- 2	0- 0	0- 0	AWAY	0- 0	0- 0	5- 2			
0- 0	0- 0	0- 0	NEUTRAL	0- 0	0- 0	0- 0			

RPI S	Opponent	Score	RPI S	Opponent	Score	RPI S	Opponent	Score	RPI S	Opponent	Score	Team's RPI: 102
						62	A FGCU	70 71	115	H Iona	62 61	
						66	A Army West Point	57 67	159	A Northeastern	71 60	
						69	H Temple	58 56	178	A Marist	47 56	
						90	N Georgetown	68 80	178	H Marist	76 71	
						94	A Drexel	49 62	192	A Fairfield	64 55	
									194	A Canisius	80 68	
									194	H Canisius	63 54	
									215	H Hartford	71 69	
									219	A Siena	69 59	
									219	H Siena	94 52	
									234	H Manhattan	42 52	
									239	H Holy Cross	74 61	
									267	A Monmouth	60 63	
									267	H Monmouth	85 58	
									286	H Rider	64 51	
									295	A Vermont	77 65	
									305	A Niagara	61 54	
									305	H Niagara	70 52	
									335	A Saint Peter's	65 53	
									335	H Saint Peter's	66 49	
LAST 12 Division I GAMES:												
			178	H Marist	76 71				267	H Monmouth	85 58	
			335	A Saint Peter's	65 53				219	H Siena	94 52	
			115	H Iona	62 61				192	A Fairfield	64 55	
			305	H Niagara	70 52				194	A Canisius	80 68	
			219	A Siena	69 59				305	A Niagara	61 54	
			335	H Saint Peter's	66 49				194	H Canisius	63 54	

Non-Div I Games:

Quinnipiac

Loss, Non-Conf, S Site, H Home A Away N Neutral

Average RPI Win:	262	WON-LOST	WINNING	LAST 10	STRENGTH OF	OPP. STRENGTH	TEAM	ADJ.	CONF.	ADJ CONF.
Average RPI Loss:	161	RECORD	PCT. RANK	GAMES	SCHEDULE	OF SCHEDULE	RPI	RPI	RPI	RPI
DIV. I ONLY	12- 12	171	5- 5	228	282	200	200	28	28	
DIV. I NON-CONF.	2- 5	253	0- 0	172	114	240	240	29	29	
TOTALS	RPI 1-25	RPI 26-50	W-L RECORDS	RPI 51-100	RPI 101-150	RPI 150+				
12- 12	0- 0	0- 1	OVERALL	0- 0	1- 7	11- 4				
8- 3	0- 0	0- 0	HOME	0- 0	1- 2	7- 1				
4- 9	0- 0	0- 1	AWAY	0- 0	0- 5	4- 3				
0- 0	0- 0	0- 0	NEUTRAL	0- 0	0- 0	0- 0				
2- 5	0- 0	0- 1	NON-CONFERENCE	0- 0	1- 3	1- 1				
2- 0	0- 0	0- 0	HOME	0- 0	1- 0	1- 0				
0- 5	0- 0	0- 1	AWAY	0- 0	0- 3	0- 1				
0- 0	0- 0	0- 0	NEUTRAL	0- 0	0- 0	0- 0				
10- 7	0- 0	0- 0	CONFERENCE	0- 0	0- 4	10- 3				
6- 3	0- 0	0- 0	HOME	0- 0	0- 2	6- 1				
4- 4	0- 0	0- 0	AWAY	0- 0	0- 2	4- 2				
0- 0	0- 0	0- 0	NEUTRAL	0- 0	0- 0	0- 0				

RPI 1-25			RPI 26-50			RPI 51-100			RPI 101+ Team's RPI: 200		
RPI	S	Opponent	Score	RPI	S	Opponent	Score	RPI	S	Opponent	Score
				46	A	North Carolina St.	52 67	119	A	Liberty	53 67
								119	H	Liberty	43 49
								121	A	Virginia Tech	40 47
								122	A	UNC Asheville	48 58
								122	H	UNC Asheville	46 54
								132	A	Youngstown St.	53 54
								142	A	Xavier	56 63
								147	H	Davidson	79 68
								180	H	George Mason	66 63
								210	A	Gardner-Webb	50 54
								210	H	Gardner-Webb	54 51
								213	A	Presbyterian	64 53
								247	A	High Point	66 71
								247	H	High Point	54 56
								276	A	Coastal Caro.	49 36
								276	H	Coastal Caro.	61 45
								284	H	Campbell	62 59
								301	A	Charleston So.	61 50
								301	H	Charleston So.	55 40
								306	A	Wofford	70 79
								318	H	Winthrop	66 44
								320	A	Longwood	79 67
								320	H	Longwood	80 64
LAST 12 Division I GAMES:											
320	H	Longwood	80 64	122	H	UNC Asheville	46 54				
122	A	UNC Asheville	48 58	247	H	High Point	54 56				
301	A	Charleston So.	61 50	210	A	Gardner-Webb	50 54				
210	H	Gardner-Webb	54 51	301	H	Charleston So.	55 40				
119	A	Liberty	53 67	320	A	Longwood	79 67				
276	A	Coastal Caro.	49 36	284	H	Campbell	62 59				

Non-Div I Games: Concord 92 36 Lees-McRae 84 39

Radford

Loss, Non-Conf, S Site, H Home A Away N Neutral

## Rhode Island

Through Games Of Feb. 20, 2016

Average RPI Win:	241	WON-LOST	WINNING	LAST 10	STRENGTH OF	OPP. STRENGTH	TEAM	ADJ.	CONF.	ADJ CONF.
Average RPI Loss:	103	RECORD	PCT. RANK	GAMES	SCHEDULE	OF SCHEDULE	RPI	RPI	RPI	RPI
DIV. I ONLY	11- 15	222	4- 6	188	98	209	209	7	7	
DIV. I NON-CONF.	6- 6	160	0- 0	287	198	228	228	8	8	
TOTALS	RPI 1-25	RPI 26-50	W-L RECORDS	RPI 51-100	RPI 101-150	RPI 150+				
11- 15	0- 3	0- 3	OVERALL	0- 2	2- 2	9- 5				
5- 8	0- 2	0- 2	HOME	0- 2	2- 0	3- 2				
6- 6	0- 1	0- 1	AWAY	0- 0	0- 2	6- 2				
0- 1	0- 0	0- 0	NEUTRAL	0- 0	0- 0	0- 1				
6- 6	0- 1	0- 1	NON-CONFERENCE	0- 0	1- 1	5- 3				
3- 3	0- 1	0- 1	HOME	0- 0	1- 0	2- 1				
3- 2	0- 0	0- 0	AWAY	0- 0	0- 1	3- 1				
0- 1	0- 0	0- 0	NEUTRAL	0- 0	0- 0	0- 1				
5- 9	0- 2	0- 2	CONFERENCE	0- 2	1- 1	4- 2				
2- 5	0- 1	0- 1	HOME	0- 2	1- 0	1- 1				
3- 4	0- 1	0- 1	AWAY	0- 0	0- 1	3- 1				
0- 0	0- 0	0- 0	NEUTRAL	0- 0	0- 0	0- 0				

RPI	S	Opponent	Score	RPI	S	Opponent	Score	RPI	S	Opponent	Score	RPI	S	Opponent	Score	Team's RPI: 209
16	H	Syracuse	54 57	36	H	St. Bonaventure	56 69	59	H	Dayton	53 67	103	H	Harvard	56 52	
21	A	Duquesne	56 61	41	A	George Washington	52 68	81	H	VCU	36 49	105	A	Saint Joseph's	63 74	
21	H	Duquesne	70 79	48	H	Albany (NY)	58 67					147	H	Davidson	78 62	
												150	A	Marshall	62 72	
												165	N	Hampton	54 59	
												174	A	Fordham	42 50	
												180	H	George Mason	65 68	
												187	A	Richmond	57 50	
												201	A	Brown	63 67	
												225	A	Dartmouth	57 41	
												232	A	Massachusetts	80 79	
												237	H	Columbia	57 56	
												253	H	Providence	55 64	
												274	A	La Salle	72 61	
												274	H	La Salle	62 52	
												300	A	FIU	68 50	
												322	H	UMass Lowell	72 64	
												345	A	Boston U.	57 41	
LAST 12 Division I GAMES:																
105	A	Saint Joseph's	63 74	174	A	Fordham	42 50									
81	H	VCU	36 49	232	A	Massachusetts	80 79									
180	H	George Mason	65 68	147	H	Davidson	78 62									
21	A	Duquesne	56 61	274	A	La Salle	72 61									
59	H	Dayton	53 67	21	H	Duquesne	70 79									
274	H	La Salle	62 52	187	A	Richmond	57 50									

Non-Div I Games:

Rhode Island

■ Loss, 
 ■ Non-Conf, 
 ■ S Site, 
 ■ H Home 
 ■ A Away 
 N Neutral

Average RPI Win: <b>225</b>	WON-LOST	WINNING	LAST 10	STRENGTH OF	OPP. STRENGTH	TEAM	ADJ.	CONF.	ADJ CONF.
Average RPI Loss: <b>131</b>	RECORD	PCT. RANK	GAMES	SCHEDULE	OF SCHEDULE	RPI	RPI	RPI	RPI
DIV. I ONLY	7- 18	280	4- 6	91	133	224	224	11	11
DIV. I NON-CONF.	1- 10	330	0- 0	84	173	265	265	10	10
TOTALS	RPI 1-25	RPI 26-50	W-L RECORDS	RPI 51-100	RPI 101-150	RPI 150+			
7- 18	0- 4	0- 0	OVERALL	0- 3	1- 4	6- 7			
3- 9	0- 2	0- 0	HOME	0- 2	1- 2	2- 3			
4- 9	0- 2	0- 0	AWAY	0- 1	0- 2	4- 4			
0- 0	0- 0	0- 0	NEUTRAL	0- 0	0- 0	0- 0			
1- 10	0- 3	0- 0	NON-CONFERENCE	0- 0	0- 1	1- 6			
0- 5	0- 1	0- 0	HOME	0- 0	0- 1	0- 3			
1- 5	0- 2	0- 0	AWAY	0- 0	0- 0	1- 3			
0- 0	0- 0	0- 0	NEUTRAL	0- 0	0- 0	0- 0			
6- 8	0- 1	0- 0	CONFERENCE	0- 3	1- 3	5- 1			
3- 4	0- 1	0- 0	HOME	0- 2	1- 1	2- 0			
3- 4	0- 0	0- 0	AWAY	0- 1	0- 2	3- 1			
0- 0	0- 0	0- 0	NEUTRAL	0- 0	0- 0	0- 0			

RPI 1-25				RPI 26-50				RPI 51-100				RPI 101+ Team's RPI: 224			
RPI	S	Opponent	Score	RPI	S	Opponent	Score	RPI	S	Opponent	Score	RPI	S	Opponent	Score
4	A	Baylor	38 <b>89</b>					51	A	Western Ky.	49 <b>52</b>	103	H	Harvard	61 <b>67</b>
6	H	Texas	47 <b>70</b>					76	H	Middle Tenn.	60 <b>61</b>	139	H	UAB	55 <b>64</b>
14	A	Kentucky	39 <b>72</b>					79	H	Charlotte	58 <b>69</b>	145	H	Old Dominion	68 46
24	H	UTEP	54 <b>60</b>									149	A	Southern Miss.	62 <b>68</b>
												150	A	Marshall	52 <b>81</b>
												163	A	McNeese St.	53 <b>61</b>
												169	H	Loyola Chicago	50 <b>57</b>
												171	A	Louisiana Tech	61 <b>63</b>
												188	A	Fla. Atlantic	75 54
												214	A	Stephen F. Austin	45 <b>59</b>
												223	A	North Texas	79 73
												223	H	North Texas	100 97
												235	A	Sam Houston St.	58 46
												245	H	Texas Southern	66 <b>69</b>
												262	H	UTSA	49 48
												280	H	Houston	59 <b>62</b>
												300	A	FIU	68 62
												312	A	A&M-Corpus Christi	55 <b>60</b>
LAST 12 Division I GAMES:															
300	A	FIU	68 62	223	A	North Texas	79 73								
188	A	Fla. Atlantic	75 54	76	H	Middle Tenn.	60 <b>61</b>								
145	H	Old Dominion	68 46	139	H	UAB	55 <b>64</b>								
79	H	Charlotte	58 <b>69</b>	150	A	Marshall	52 <b>81</b>								
149	A	Southern Miss.	62 <b>68</b>	51	A	Western Ky.	49 <b>52</b>								
171	A	Louisiana Tech	61 <b>63</b>	223	H	North Texas	100 97								

Non-Div I Games:

Rice

■ Loss, 
■ Non-Conf, 
■ S Site, 
■ H Home 
■ A Away 
N Neutral

Average RPI Win:	216	WON-LOST	WINNING	LAST 10	STRENGTH OF	OPP. STRENGTH	TEAM	ADJ.	CONF.	ADJ CONF.
Average RPI Loss:	105	RECORD	PCT. RANK	GAMES	SCHEDULE	OF SCHEDULE	RPI	RPI	RPI	RPI
DIV. I ONLY	12- 15	210	4- 6	157	93	187	187	7	7	
DIV. I NON-CONF.	7- 6	156	0- 0	284	134	212	212	8	8	
TOTALS	RPI 1-25	RPI 26-50	W-L RECORDS	RPI 51-100	RPI 101-150	RPI 150+				
12- 15	0- 1	0- 3	OVERALL	1- 5	1- 3	10- 3				
6- 7	0- 1	0- 2	HOME	1- 1	1- 1	4- 2				
4- 7	0- 0	0- 1	AWAY	0- 3	0- 2	4- 1				
2- 1	0- 0	0- 0	NEUTRAL	0- 1	0- 0	2- 0				
7- 6	0- 0	0- 1	NON-CONFERENCE	0- 2	1- 1	6- 2				
4- 2	0- 0	0- 1	HOME	0- 0	1- 0	3- 1				
1- 3	0- 0	0- 0	AWAY	0- 1	0- 1	1- 1				
2- 1	0- 0	0- 0	NEUTRAL	0- 1	0- 0	2- 0				
5- 9	0- 1	0- 2	CONFERENCE	1- 3	0- 2	4- 1				
2- 5	0- 1	0- 1	HOME	1- 1	0- 1	1- 1				
3- 4	0- 0	0- 1	AWAY	0- 2	0- 1	3- 0				
0- 0	0- 0	0- 0	NEUTRAL	0- 0	0- 0	0- 0				

RPI	S	Opponent	Score	RPI	S	Opponent	Score	RPI	S	Opponent	Score	RPI	S	Opponent	Score	Team's RPI: 187
21	H	Duquesne	44 65	34	H	James Madison	47 73	57	A	Saint Louis	48 73	105	A	Saint Joseph's	53 64	
				36	A	St. Bonaventure	43 66	59	H	Dayton	48 60	113	A	Wake Forest	33 43	
				41	H	George Washington	47 62	81	A	VCU	42 53	145	H	Old Dominion	62 57	
								81	H	VCU	62 50	147	H	Davidson	59 67	
								89	N	Marquette	80 98	174	H	Fordham	52 48	
								91	A	Virginia	51 71	180	A	George Mason	57 50	
												185	H	Eastern Ky.	81 62	
												203	H	William & Mary	56 50	
												209	H	Rhode Island	50 57	
												222	H	Furman	62 69	
												232	A	Massachusetts	74 68	
												252	H	UNCW	63 53	
												253	A	Providence	57 50	
												272	A	Appalachian St.	59 73	
												274	A	La Salle	60 43	
												291	N	Wichita St.	63 50	
												325	N	Lafayette	54 46	
LAST 12 Division I GAMES:																
180	A	George Mason	57 50	36	A	St. Bonaventure	43 66									
174	H	Fordham	52 48	21	H	Duquesne	44 65									
81	H	VCU	62 50	81	A	VCU	42 53									
147	H	Davidson	59 67	232	A	Massachusetts	74 68									
41	H	George Washington	47 62	105	A	Saint Joseph's	53 64									
57	A	Saint Louis	48 73	209	H	Rhode Island	50 57									

Non-Div I Games:

Richmond

■ Loss, 
■ Non-Conf, 
■ S Site, 
■ H Home 
■ A Away 
N Neutral

Average RPI Win: <b>290</b>	WON-LOST	WINNING	LAST 10	STRENGTH OF	OPP. STRENGTH	TEAM	ADJ.	CONF.	ADJ CONF.
Average RPI Loss: <b>164</b>	RECORD	PCT. RANK	GAMES	SCHEDULE	OF SCHEDULE	RPI	RPI	RPI	RPI
DIV. I ONLY	<b>7- 19</b>	<b>286</b>	<b>4- 6</b>	<b>203</b>	<b>273</b>	<b>286</b>	<b>286</b>	<b>23</b>	<b>23</b>
DIV. I NON-CONF.	<b>3- 6</b>	<b>234</b>	<b>0- 0</b>	<b>52</b>	<b>311</b>	<b>190</b>	<b>190</b>	<b>23</b>	<b>23</b>
TOTALS	RPI 1-25	RPI 26-50	W-L RECORDS	RPI 51-100	RPI 101-150	RPI 150+			
7- 19	0- 0	0- 1	OVERALL	0- 2	0- 4	7- 12			
4- 8	0- 0	0- 1	HOME	0- 0	0- 1	4- 6			
3- 9	0- 0	0- 0	AWAY	0- 1	0- 3	3- 5			
0- 2	0- 0	0- 0	NEUTRAL	0- 1	0- 0	0- 1			
3- 6	0- 0	0- 1	NON-CONFERENCE	0- 2	0- 1	3- 2			
2- 1	0- 0	0- 1	HOME	0- 0	0- 0	2- 0			
1- 3	0- 0	0- 0	AWAY	0- 1	0- 1	1- 1			
0- 2	0- 0	0- 0	NEUTRAL	0- 1	0- 0	0- 1			
4- 13	0- 0	0- 0	CONFERENCE	0- 0	0- 3	4- 10			
2- 7	0- 0	0- 0	HOME	0- 0	0- 1	2- 6			
2- 6	0- 0	0- 0	AWAY	0- 0	0- 2	2- 4			
0- 0	0- 0	0- 0	NEUTRAL	0- 0	0- 0	0- 0			

RPI	S	Opponent	Score	RPI	S	Opponent	Score	RPI	S	Opponent	Score	RPI	S	Opponent	Score	Team's RPI: 286
39	H	Princeton	59 <b>78</b>	66	A	Army West Point	42 <b>57</b>	102	A	Quinnipiac	51 <b>64</b>	115	A	Iona	46 <b>59</b>	
				82	N	Central Mich.	58 <b>76</b>	115	H	Iona	48 <b>67</b>	120	A	Pittsburgh	44 <b>75</b>	
								158	A	UMBC	53 <b>58</b>	158	N	UMBC	58 <b>67</b>	
								178	A	Marist	54 <b>66</b>	178	H	Marist	56 <b>74</b>	
								192	A	Fairfield	56 <b>63</b>	192	H	Fairfield	39 <b>55</b>	
								194	A	Canisius	49 <b>60</b>	194	H	Canisius	64 <b>73</b>	
								216	H	Lehigh	61 <b>60</b>	219	A	Siena	45 <b>66</b>	
								219	H	Siena	70 <b>58</b>	234	H	Manhattan	70 <b>74</b>	
								267	H	Monmouth	75 <b>87</b>	287	H	Towson	78 <b>72</b>	
								305	A	Niagara	76 <b>72</b>	305	H	Niagara	57 <b>67</b>	
								333	A	St. Francis Brooklyn	71 <b>59</b>	335	A	Saint Peter's	68 <b>67</b>	
								335	H	Saint Peter's	57 <b>48</b>					
LAST 12 Division I GAMES:																
335	H	Saint Peter's	57 <b>48</b>	192	A	Fairfield	56 <b>63</b>	234	H	Manhattan	70 <b>74</b>	267	H	Monmouth	75 <b>87</b>	
305	A	Niagara	76 <b>72</b>	203	H	Manhattan	70 <b>74</b>	219	H	Siena	70 <b>58</b>	192	H	Fairfield	39 <b>55</b>	
194	A	Canisius	49 <b>60</b>	267	H	Monmouth	75 <b>87</b>	305	H	Niagara	57 <b>67</b>					
335	A	Saint Peter's	68 <b>67</b>	219	H	Siena	70 <b>58</b>									
115	H	Iona	48 <b>67</b>	192	H	Fairfield	39 <b>55</b>									
178	H	Marist	56 <b>74</b>	305	H	Niagara	57 <b>67</b>									

Non-Div I Games:

Rider

■ Loss, 
 ■ Non-Conf, 
 ■ S Site, 
 ■ H Home 
 ■ A Away 
 N Neutral

Average RPI Win:	281	WON-LOST	WINNING	LAST 10	STRENGTH OF	OPP. STRENGTH	TEAM	ADJ.	CONF.	ADJ CONF.
Average RPI Loss:	199	RECORD	PCT. RANK	GAMES	SCHEDULE	OF SCHEDULE	RPI	RPI	RPI	RPI
DIV. I ONLY	13- 12	160	4- 6	302	335	221	221	30	30	
DIV. I NON-CONF.	5- 5	160	0- 0	181	142	134	134	32	32	
TOTALS	RPI 1-25	RPI 26-50	W-L RECORDS	RPI 51-100	RPI 101-150	RPI 150+				
13- 12	0- 1	0- 0	OVERALL	0- 2	0- 2	13- 7				
7- 3	0- 0	0- 0	HOME	0- 0	0- 1	7- 2				
6- 9	0- 0	0- 0	AWAY	0- 0	0- 0	6- 0				
0- 0	0- 0	0- 0	NEUTRAL	0- 0	0- 0	0- 0				
5- 5	0- 1	0- 0	NON-CONFERENCE	0- 2	0- 2	5- 0				
2- 1	0- 0	0- 0	HOME	0- 0	0- 1	2- 0				
3- 4	0- 1	0- 0	AWAY	0- 2	0- 1	3- 0				
0- 0	0- 0	0- 0	NEUTRAL	0- 0	0- 0	0- 0				
8- 7	0- 0	0- 0	CONFERENCE	0- 0	0- 0	8- 7				
5- 2	0- 0	0- 0	HOME	0- 0	0- 0	5- 2				
3- 5	0- 0	0- 0	AWAY	0- 0	0- 0	3- 5				
0- 0	0- 0	0- 0	NEUTRAL	0- 0	0- 0	0- 0				

RPI 1-25				RPI 26-50				RPI 51-100				RPI 101+ Team's RPI: 221			
RPI	S	Opponent	Score	RPI	S	Opponent	Score	RPI	S	Opponent	Score	RPI	S	Opponent	Score
20	A	Florida	52 79					56	A	Iowa	50 69	132	A	Youngstown St.	46 55
								79	A	Charlotte	73 94	146	H	Northern Ky.	70 72
												182	H	Delaware	53 50
												228	A	Sacred Heart	52 62
												228	H	Sacred Heart	78 63
												233	H	Morgan St.	76 44
												241	A	Bryant	65 71
												241	H	Bryant	55 53
												256	A	Saint Francis (PA)	54 62
												267	A	Monmouth	60 47
												274	A	La Salle	76 45
												278	A	Ga. Southern	64 49
												279	A	Central Conn. St.	39 48
												279	H	Central Conn. St.	72 55
												311	A	Fairleigh Dickinson	52 60
												311	H	Fairleigh Dickinson	68 83
												327	A	LIU Brooklyn	52 49
												333	A	St. Francis Brooklyn	62 53
												333	H	St. Francis Brooklyn	65 72
												337	A	Mt. St. Mary's	74 67
												337	H	Mt. St. Mary's	61 56
												339	H	Wagner	64 44
LAST 12 Division I GAMES:															
333	H	St. Francis Brooklyn	65 72	256	A	Saint Francis (PA)	54 62	279	A	Central Conn. St.	39 48				
228	A	Sacred Heart	52 62	241	A	Bryant	65 71	337	H	Mt. St. Mary's	61 56				
311	A	Fairleigh Dickinson	52 60	311	H	Fairleigh Dickinson	68 83	327	A	LIU Brooklyn	52 49				
279	H	Central Conn. St.	72 55												
241	H	Bryant	55 53												
337	A	Mt. St. Mary's	74 67												

Non-Div I Games: West Va. Wesleyan 124 59

Robert Morris

■ Loss, 
 ■ Non-Conf, 
 ■ S Site, 
 ■ H Home 
 ■ A Away 
 N Neutral

Average RPI Win:	119	WON-LOST	WINNING	LAST 10	STRENGTH OF	OPP. STRENGTH	TEAM	ADJ.	CONF.	ADJ CONF.
Average RPI Loss:	36	RECORD	PCT. RANK	GAMES	SCHEDULE	OF SCHEDULE	RPI	RPI	RPI	RPI
DIV. I ONLY	16- 11	121	4- 6	19	12	50	50	5	5	
DIV. I NON-CONF.	9- 3	69	0- 0	25	13	17	17	4	4	
TOTALS	RPI 1-25	RPI 26-50	W-L RECORDS	RPI 51-100	RPI 101-150	RPI 150+				
16- 11	0- 5	1- 3	OVERALL	6- 3	5- 0	4- 0				
10- 3	0- 2	0- 1	HOME	4- 0	3- 0	3- 0				
3- 8	0- 3	0- 2	AWAY	0- 3	2- 0	1- 0				
3- 0	0- 0	1- 0	NEUTRAL	2- 0	0- 0	0- 0				
9- 3	0- 1	1- 2	NON-CONFERENCE	3- 0	4- 0	1- 0				
5- 1	0- 0	0- 1	HOME	1- 0	3- 0	1- 0				
1- 2	0- 1	0- 1	AWAY	0- 0	1- 0	0- 0				
3- 0	0- 0	1- 0	NEUTRAL	2- 0	0- 0	0- 0				
7- 8	0- 4	0- 1	CONFERENCE	3- 3	1- 0	3- 0				
5- 2	0- 2	0- 0	HOME	3- 0	0- 0	2- 0				
2- 6	0- 2	0- 1	AWAY	0- 3	1- 0	1- 0				
0- 0	0- 0	0- 0	NEUTRAL	0- 0	0- 0	0- 0				

RPI 1-25				RPI 26-50				Team's RPI: 50				RPI 51-100				RPI 101+			
RPI	S	Opponent	Score	RPI	S	Opponent	Score	RPI	S	Opponent	Score	RPI	S	Opponent	Score	RPI	S	Opponent	Score
5	A	Ohio St.	78 90	26	N	Green Bay	54 43	56	A	Iowa	65 69	105	A	Saint Joseph's	78 65				
5	H	Ohio St.	58 67	35	H	St. John's (NY)	62 69	69	H	Temple	61 51	115	H	Iona	58 33				
13	A	Florida St.	43 65	38	A	Seton Hall	49 77	70	A	Nebraska	54 65	127	A	Penn St.	74 62				
25	A	Michigan St.	48 59	43	A	Indiana	48 64	70	H	Nebraska	66 56	130	H	LSU	69 57				
25	H	Michigan St.	67 70					78	A	Minnesota	72 85	133	H	Arkansas	60 40				
								78	H	Minnesota	66 55	154	A	Illinois	63 56				
								83	N	Tulane	75 51	154	H	Illinois	67 54				
								91	N	Virginia	60 48	177	H	Wisconsin	61 41				
								100	H	Northwestern	61 59	294	H	Savannah St.	65 26				
LAST 12 Division I GAMES:																			
25	H	Michigan St.	67 70	43	A	Indiana	48 64	5	H	Ohio St.	58 67								
154	A	Illinois	63 56	5	H	Ohio St.	58 67	25	A	Michigan St.	48 59	70	A	Nebraska	54 65				
100	H	Northwestern	61 59	25	A	Michigan St.	48 59	70	A	Nebraska	54 65	154	H	Illinois	67 54				
127	A	Penn St.	74 62	70	A	Nebraska	54 65	5	A	Ohio St.	78 90								
78	A	Minnesota	72 85																
70	H	Nebraska	66 56																

Non-Div I Games:

Rutgers

■ Loss, 
■ Non-Conf, 
■ S Site, 
■ H Home 
■ A Away 
N Neutral



S  
I  
U  
E

SIUE				Through Games Of Feb. 20, 2016						
Average RPI Win:	246	WON-LOST	WINNING	LAST 10	STRENGTH OF	OPP. STRENGTH	TEAM	ADJ.	CONF.	ADJ CONF.
Average RPI Loss:	149	RECORD	PCT. RANK	GAMES	SCHEDULE	OF SCHEDULE	RPI	RPI	RPI	RPI
DIV. I ONLY		15- 12	142	7- 3	210	262	167	167	24	24
DIV. I NON-CONF.		5- 8	209	0- 0	136	256	183	183	24	24
-----										
TOTALS	RPI 1-25	RPI 26-50		W-L RECORDS		RPI 51-100	RPI 101-150		RPI 150+	
15- 12	0- 1	0- 1		OVERALL		2- 3	0- 2		13- 5	
9- 3	0- 0	0- 0		HOME		2- 1	0- 1		7- 1	
6- 8	0- 1	0- 1		AWAY		0- 2	0- 1		6- 3	
0- 1	0- 0	0- 0		NEUTRAL		0- 0	0- 0		0- 1	
5- 8	0- 1	0- 1		NON-CONFERENCE		1- 1	0- 2		4- 3	
3- 1	0- 0	0- 0		HOME		1- 0	0- 1		2- 0	
2- 6	0- 1	0- 1		AWAY		0- 1	0- 1		2- 2	
0- 1	0- 0	0- 0		NEUTRAL		0- 0	0- 0		0- 1	
10- 4	0- 0	0- 0		CONFERENCE		1- 2	0- 0		9- 2	
6- 2	0- 0	0- 0		HOME		1- 1	0- 0		5- 1	
4- 2	0- 0	0- 0		AWAY		0- 1	0- 0		4- 1	
0- 0	0- 0	0- 0		NEUTRAL		0- 0	0- 0		0- 0	

S  
I  
U  
E

RPI 1-25			RPI 26-50			RPI 51-100			RPI 101+ Team's RPI: 167		
RPI S	Opponent	Score	RPI S	Opponent	Score	RPI S	Opponent	Score	RPI S	Opponent	Score
19 A	Oklahoma St.	61 86	33 A	Missouri	46 75	57 H	Saint Louis	71 64	125 H	IUPUI	67 85
						82 A	Central Mich.	65 78	135 A	Southern Ill.	57 71
						88 A	UT Martin	50 86	185 H	Eastern Ky.	89 74
						88 H	UT Martin	79 85	206 H	Southeast Mo. St.	80 73
						99 H	Belmont	73 60	214 N	Stephen F. Austin	74 82
									227 A	Western Ill.	74 78
									243 A	Valparaiso	56 69
									257 H	Omaha	90 86
									258 H	Northern Ill.	93 67
									261 A	Tennessee St.	61 73
									268 A	Austin Peay	72 61
									268 H	Austin Peay	94 75
									271 A	Murray St.	64 61
									271 H	Murray St.	76 79
									273 A	Tennessee Tech	83 68
									288 A	Jacksonville St.	62 57
									302 A	UMKC	63 58
									304 H	Morehead St.	90 81
									316 A	Illinois St.	65 57
									341 H	Eastern Ill.	87 75
LAST 12 Division I GAMES:											
88 A	UT Martin	50 86	271 A	Murray St.	64 61						
268 H	Austin Peay	94 75	206 H	Southeast Mo. St.	80 73						
271 H	Murray St.	76 79	185 H	Eastern Ky.	89 74						
88 H	UT Martin	79 85	304 H	Morehead St.	90 81						
341 H	Eastern Ill.	87 75	261 A	Tennessee St.	61 73						
268 A	Austin Peay	72 61	99 H	Belmont	73 60						

Non-Div I Games:

SIUE

Average RPI Win:	190	WON-LOST	WINNING	LAST 10	STRENGTH OF	OPP. STRENGTH	TEAM	ADJ.	CONF.	ADJ CONF.
Average RPI Loss:	94	RECORD	PCT. RANK	GAMES	SCHEDULE	OF SCHEDULE	RPI	RPI	RPI	RPI
DIV. I ONLY	12- 14	194	4- 6	122	67	170	170	9	9	
DIV. I NON-CONF.	5- 6	180	0- 0	145	28	193	193	7	7	
TOTALS	RPI 1-25	RPI 26-50	W-L RECORDS	RPI 51-100	RPI 101-150	RPI 150+				
12- 14	0- 3	0- 3	OVERALL	1- 4	3- 0	8- 4				
8- 6	0- 2	0- 1	HOME	1- 2	2- 0	5- 1				
2- 7	0- 1	0- 1	AWAY	0- 2	0- 0	2- 3				
2- 1	0- 0	0- 1	NEUTRAL	0- 0	1- 0	1- 0				
5- 6	0- 2	0- 1	NON-CONFERENCE	0- 1	2- 0	3- 2				
3- 3	0- 1	0- 0	HOME	0- 1	1- 0	2- 1				
0- 2	0- 1	0- 0	AWAY	0- 0	0- 0	0- 1				
2- 1	0- 0	0- 1	NEUTRAL	0- 0	1- 0	1- 0				
7- 8	0- 1	0- 2	CONFERENCE	1- 3	1- 0	5- 2				
5- 3	0- 1	0- 1	HOME	1- 1	1- 0	3- 0				
2- 5	0- 0	0- 1	AWAY	0- 2	0- 0	2- 2				
0- 0	0- 0	0- 0	NEUTRAL	0- 0	0- 0	0- 0				

RPI 1-25				RPI 26-50				RPI 51-100				RPI 101+ Team's RPI: 170			
RPI	S	Opponent	Score	RPI	S	Opponent	Score	RPI	S	Opponent	Score	RPI	S	Opponent	Score
3	H	UConn	37 90	32	N	Mississippi St.	70 72	69	A	Temple	35 55	106	H	Memphis	58 49
9	H	Arizona St.	57 64	42	A	South Fla.	56 83	69	H	Temple	69 67	124	N	Arizona	58 46
15	A	Texas A&M	55 67	42	H	South Fla.	48 66	83	A	Tulane	64 76	129	H	Northwestern St.	74 36
								83	H	Tulane	42 54	161	H	East Carolina	74 67
								85	H	TCU	79 89	181	H	New Mexico	58 63
												189	A	Tulsa	54 56
												189	H	Tulsa	62 45
												195	A	Cincinnati	73 55
												210	N	Gardner-Webb	69 61
												212	H	Kansas	73 64
												223	A	North Texas	57 60
												266	A	UCF	54 66
												266	H	UCF	65 50
												280	A	Houston	50 48
												338	H	Cal St. Fullerton	74 53
LAST 12 Division I GAMES:															
266	A	UCF	54 66	42	H	South Fla.	48 66	195	A	Cincinnati	73 55				
189	H	Tulsa	62 45					3	H	UConn	37 90				
83	A	Tulane	64 76					83	H	Tulane	42 54				
161	H	East Carolina	74 67					106	H	Memphis	58 49				
266	H	UCF	65 50					280	A	Houston	50 48				
69	A	Temple	35 55												

Non-Div I Games:

SMU

■ Loss, 
■ Non-Conf, 
■ S Site, 
■ H Home 
■ A Away 
N Neutral

Average RPI Win:	239	WON-LOST	WINNING	LAST 10	STRENGTH OF	OPP. STRENGTH	TEAM	ADJ.	CONF.	ADJ CONF.
Average RPI Loss:	135	RECORD	PCT. RANK	GAMES	SCHEDULE	OF SCHEDULE	RPI	RPI	RPI	RPI
DIV. I ONLY	10- 15	232	4- 6	68	319	168	168	20	20	
DIV. I NON-CONF.	3- 8	258	0- 0	102	140	204	204	22	22	
TOTALS	RPI 1-25	RPI 26-50	W-L RECORDS	RPI 51-100	RPI 101-150	RPI 150+				
10- 15	0- 1	0- 0	OVERALL	0- 3	0- 4	10- 7				
5- 6	0- 1	0- 0	HOME	0- 0	0- 3	5- 2				
5- 8	0- 0	0- 0	AWAY	0- 2	0- 1	5- 5				
0- 1	0- 0	0- 0	NEUTRAL	0- 1	0- 0	0- 0				
3- 8	0- 1	0- 0	NON-CONFERENCE	0- 3	0- 2	3- 2				
1- 3	0- 1	0- 0	HOME	0- 0	0- 2	1- 0				
2- 4	0- 0	0- 0	AWAY	0- 2	0- 0	2- 2				
0- 1	0- 0	0- 0	NEUTRAL	0- 1	0- 0	0- 0				
7- 7	0- 0	0- 0	CONFERENCE	0- 0	0- 2	7- 5				
4- 3	0- 0	0- 0	HOME	0- 0	0- 1	4- 2				
3- 4	0- 0	0- 0	AWAY	0- 0	0- 1	3- 3				
0- 0	0- 0	0- 0	NEUTRAL	0- 0	0- 0	0- 0				

RPI 1-25				RPI 26-50				RPI 51-100				RPI 101+ Team's RPI: 168			
RPI	S	Opponent	Score	RPI	S	Opponent	Score	RPI	S	Opponent	Score	RPI	S	Opponent	Score
7	H	UCLA	76 109					55	N	Villanova	54 78	101	H	San Francisco	94 95
								84	A	California	99 117	123	H	Hawaii	72 74
								95	A	New Mexico St.	77 80	137	A	Idaho	60 107
												137	H	Idaho	88 98
												164	A	Montana St.	99 116
												164	H	Montana St.	79 80
												181	A	New Mexico	71 84
												184	A	UC Davis	92 77
												190	A	Cal Poly	72 97
												191	A	Montana	83 90
												191	H	Montana	83 75
												197	A	Weber St.	66 77
												197	H	Weber St.	87 64
												198	A	Eastern Wash.	94 91
												198	H	Eastern Wash.	83 100
												202	A	Utah St.	95 86
												229	A	Idaho St.	68 59
												229	H	Idaho St.	83 62
												314	A	Portland St.	126 78
												314	H	Portland St.	132 91
												336	H	UC Irvine	126 78
LAST 12 Division I GAMES:															
137	A	Idaho	60 107	198	H	Eastern Wash.	83 100								
198	A	Eastern Wash.	94 91	137	H	Idaho	88 98								
229	H	Idaho St.	83 62	314	A	Portland St.	126 78								
197	H	Weber St.	87 64	197	A	Weber St.	66 77								
164	A	Montana St.	99 116	229	A	Idaho St.	68 59								
191	A	Montana	83 90	191	H	Montana	83 75								

Non-Div I Games:

Sacramento St.

■ Loss, 
■ Non-Conf, 
■ S Site, 
■ H Home 
■ A Away 
N Neutral

## Sacred Heart

Through Games Of Feb. 20, 2016

Average RPI Win:	301	WON-LOST	WINNING	LAST 10	STRENGTH OF	OPP. STRENGTH	TEAM	ADJ.	CONF.	ADJ CONF.
Average RPI Loss:	173	RECORD	PCT. RANK	GAMES	SCHEDULE	OF SCHEDULE	RPI	RPI	RPI	RPI
DIV. I ONLY	15- 11	127	9- 1	313	330	228	228	30	30	
DIV. I NON-CONF.	2- 9	296	0- 0	233	191	308	308	32	32	
TOTALS	RPI 1-25	RPI 26-50	W-L RECORDS	RPI 51-100	RPI 101-150	RPI 150+				
15- 11	0- 0	0- 1	OVERALL	0- 1	0- 3	15- 6				
8- 4	0- 0	0- 0	HOME	0- 0	0- 1	8- 3				
6- 6	0- 0	0- 1	AWAY	0- 1	0- 1	6- 3				
1- 1	0- 0	0- 0	NEUTRAL	0- 0	0- 1	1- 0				
2- 9	0- 0	0- 1	NON-CONFERENCE	0- 1	0- 3	2- 4				
1- 3	0- 0	0- 0	HOME	0- 0	0- 1	1- 2				
0- 5	0- 0	0- 1	AWAY	0- 1	0- 1	0- 2				
1- 1	0- 0	0- 0	NEUTRAL	0- 0	0- 1	1- 0				
13- 2	0- 0	0- 0	CONFERENCE	0- 0	0- 0	13- 2				
7- 1	0- 0	0- 0	HOME	0- 0	0- 0	7- 1				
6- 1	0- 0	0- 0	AWAY	0- 0	0- 0	6- 1				
0- 0	0- 0	0- 0	NEUTRAL	0- 0	0- 0	0- 0				

RPI 1-25			RPI 26-50			RPI 51-100			RPI 101+ Team's RPI: 228		
RPI	S	Opponent	Score	RPI	S	RPI	S	Opponent	Score	RPI	S
				35	A	69	A	127	A	46	83
								128	N	58	60
								141	H	53	66
								192	A	50	61
								215	H	67	68
								221	A	63	78
								221	H	62	52
								236	H	69	81
								241	H	59	61
								244	H	69	60
								256	A	81	77
								276	N	71	62
								279	A	61	57
								279	H	79	69
								295	A	51	53
								311	A	80	65
								311	H	72	61
								327	A	62	53
								327	H	71	47
								333	A	68	51
								333	H	63	55
								337	H	61	58
								339	A	77	73
								339	H	73	62
LAST 12 Division I GAMES:											
				311	A			241	H	59	61
				221	H			337	H	61	58
				279	H			339	A	77	73
				327	H			279	A	61	57
				333	H			333	A	68	51
				327	A			339	H	73	62

Non-Div I Games:

Sacred Heart

■ Loss, 
 ■ Non-Conf, 
 ■ S Site, 
 ■ Home 
 ■ A Away 
 N Neutral

Average RPI Win:	308	WON-LOST	WINNING	LAST 10	STRENGTH OF	OPP. STRENGTH	TEAM	ADJ.	CONF.	ADJ CONF.
Average RPI Loss:	189	RECORD	PCT. RANK	GAMES	SCHEDULE	OF SCHEDULE	RPI	RPI	RPI	RPI
DIV. I ONLY	11- 14	211	6- 4	301	336	256	256	30	30	
DIV. I NON-CONF.	1- 9	325	0- 0	151	156	302	302	32	32	
TOTALS	RPI 1-25	RPI 26-50	W-L RECORDS	RPI 51-100	RPI 101-150	RPI 150+				
11- 14	0- 1	0- 1	OVERALL	0- 0	0- 2	11- 10				
7- 3	0- 0	0- 0	HOME	0- 0	0- 1	7- 2				
4- 10	0- 1	0- 1	AWAY	0- 0	0- 1	4- 7				
0- 1	0- 0	0- 0	NEUTRAL	0- 0	0- 0	0- 1				
1- 9	0- 1	0- 1	NON-CONFERENCE	0- 0	0- 2	1- 5				
1- 1	0- 0	0- 0	HOME	0- 0	0- 1	1- 0				
0- 7	0- 1	0- 1	AWAY	0- 0	0- 1	0- 4				
0- 1	0- 0	0- 0	NEUTRAL	0- 0	0- 0	0- 1				
10- 5	0- 0	0- 0	CONFERENCE	0- 0	0- 0	10- 5				
6- 2	0- 0	0- 0	HOME	0- 0	0- 0	6- 2				
4- 3	0- 0	0- 0	AWAY	0- 0	0- 0	4- 3				
0- 0	0- 0	0- 0	NEUTRAL	0- 0	0- 0	0- 0				

RPI 1-25				RPI 26-50				RPI 51-100				RPI 101+ Team's RPI: 256			
RPI	S	Opponent	Score	RPI	S	Opponent	Score	RPI	S	Opponent	Score	RPI	S	Opponent	Score
20	A	Florida	65 122	27	A	Ohio	65 91					120	H	Pittsburgh	59 74
												150	A	Marshall	73 81
												173	A	Cornell	69 75
												185	N	Eastern Ky.	82 88
												194	A	Canisius	52 77
												195	A	Cincinnati	86 93
												221	H	Robert Morris	62 54
												228	H	Sacred Heart	77 81
												237	A	Columbia	78 82
												241	A	Bryant	72 84
												241	H	Bryant	85 72
												276	H	Coastal Caro.	106 74
												279	A	Central Conn. St.	51 66
												279	H	Central Conn. St.	59 79
												311	A	Fairleigh Dickinson	72 73
												311	H	Fairleigh Dickinson	87 67
												327	A	LIU Brooklyn	84 75
												327	H	LIU Brooklyn	72 64
												333	A	St. Francis Brooklyn	83 76
												337	A	Mt. St. Mary's	73 64
												337	H	Mt. St. Mary's	87 57
												339	A	Wagner	87 74
												339	H	Wagner	93 78
LAST 12 Division I GAMES:															
327	H	LIU Brooklyn	72 64	221	H	Robert Morris	62 54								
339	A	Wagner	87 74	241	A	Bryant	72 84								
337	A	Mt. St. Mary's	73 64	279	A	Central Conn. St.	51 66								
241	H	Bryant	85 72	311	H	Fairleigh Dickinson	87 67								
279	H	Central Conn. St.	59 79	337	H	Mt. St. Mary's	87 57								
311	A	Fairleigh Dickinson	72 73	333	A	St. Francis Brooklyn	83 76								

Non-Div I Games: Pitt.-Johnstown 82 78

Saint Francis (PA)

■ Loss, 
 ■ Non-Conf, 
 ■ S Site, 
 ■ Home 
 ■ A Away 
 N Neutral

## Saint Joseph's

Through Games Of Feb. 20, 2016

Average RPI Win:	151	WON-LOST	WINNING	LAST 10	STRENGTH OF	OPP. STRENGTH	TEAM	ADJ.	CONF.	ADJ CONF.
Average RPI Loss:	84	RECORD	PCT. RANK	GAMES	SCHEDULE	OF SCHEDULE	RPI	RPI	RPI	RPI
DIV. I ONLY	12- 14	194	3- 7	22	85	105	105	7	7	
DIV. I NON-CONF.	6- 6	160	0- 0	3	43	55	55	8	8	
TOTALS	RPI 1-25	RPI 26-50	W-L RECORDS	RPI 51-100	RPI 101-150	RPI 150+				
12- 14	0- 2	1- 4	OVERALL	4- 4	0- 1	7- 3				
8- 7	0- 1	1- 3	HOME	2- 2	0- 1	5- 0				
4- 7	0- 1	0- 1	AWAY	2- 2	0- 0	2- 3				
0- 0	0- 0	0- 0	NEUTRAL	0- 0	0- 0	0- 0				
6- 6	0- 1	1- 2	NON-CONFERENCE	3- 2	0- 1	2- 0				
4- 4	0- 1	1- 2	HOME	2- 0	0- 1	1- 0				
2- 2	0- 0	0- 0	AWAY	1- 2	0- 0	1- 0				
0- 0	0- 0	0- 0	NEUTRAL	0- 0	0- 0	0- 0				
6- 8	0- 1	0- 2	CONFERENCE	1- 2	0- 0	5- 3				
4- 3	0- 0	0- 1	HOME	0- 2	0- 0	4- 0				
2- 5	0- 1	0- 1	AWAY	1- 0	0- 0	1- 3				
0- 0	0- 0	0- 0	NEUTRAL	0- 0	0- 0	0- 0				

RPI 1-25				RPI 26-50				RPI 51-100				RPI 101+ Team's RPI: 105			
RPI	S	Opponent	Score	RPI	S	Opponent	Score	RPI	S	Opponent	Score	RPI	S	Opponent	Score
1	H	Notre Dame	55 91	31	H	Penn	50 46	55	A	Villanova	49 55	115	H	Iona	75 81
21	A	Duquesne	59 73	36	A	St. Bonaventure	51 65	57	H	Saint Louis	66 77	158	H	UMBC	104 45
				38	H	Seton Hall	54 66	59	H	Dayton	61 71	174	A	Fordham	40 47
				41	H	George Washington	45 70	69	A	Temple	70 67	174	H	Fordham	61 51
				50	H	Rutgers	65 78	71	A	Hofstra	62 75	180	A	George Mason	41 55
								81	A	VCU	66 63	187	H	Richmond	64 53
								82	H	Central Mich.	76 66	209	H	Rhode Island	74 63
								94	H	Drexel	53 46	216	A	Lehigh	63 62
												232	A	Massachusetts	62 58
												274	A	La Salle	70 75
												274	H	La Salle	64 55
LAST 12 Division I GAMES:															
				209	H	Rhode Island	74 63	36	A	St. Bonaventure	51 65				
				274	A	La Salle	70 75	59	H	Dayton	61 71				
				21	A	Duquesne	59 73	57	H	Saint Louis	66 77				
				174	H	Fordham	61 51	174	A	Fordham	40 47				
				180	A	George Mason	41 55	187	H	Richmond	64 53				
				274	H	La Salle	64 55	81	A	VCU	66 63				

Non-Div I Games:

Saint Joseph's

■ Loss, 
 ■ Non-Conf, 
 ■ S Site, 
 ■ H Home 
 ■ A Away 
 N Neutral

## Saint Louis

Through Games Of Feb. 20, 2016

Average RPI Win:	187	WON-LOST	WINNING	LAST 10	STRENGTH OF	OPP. STRENGTH	TEAM	ADJ.	CONF.	ADJ CONF.
Average RPI Loss:	97	RECORD	PCT. RANK	GAMES	SCHEDULE	OF SCHEDULE	RPI	RPI	RPI	RPI
DIV. I ONLY	19- 6	44	8- 2	159	123	57	57	7	7	
DIV. I NON-CONF.	9- 3	69	0- 0	249	284	96	96	8	8	
TOTALS	RPI 1-25	RPI 26-50	W-L RECORDS	RPI 51-100	RPI 101-150	RPI 150+				
19- 6	1- 0	0- 2	OVERALL	2- 2	5- 0	11- 2				
10- 1	1- 0	0- 0	HOME	1- 0	1- 0	7- 1				
8- 5	0- 0	0- 2	AWAY	1- 2	4- 0	3- 1				
1- 0	0- 0	0- 0	NEUTRAL	0- 0	0- 0	1- 0				
9- 3	0- 0	0- 0	NON-CONFERENCE	0- 2	2- 0	7- 1				
4- 0	0- 0	0- 0	HOME	0- 0	0- 0	4- 0				
4- 3	0- 0	0- 0	AWAY	0- 2	2- 0	2- 1				
1- 0	0- 0	0- 0	NEUTRAL	0- 0	0- 0	1- 0				
10- 3	1- 0	0- 2	CONFERENCE	2- 0	3- 0	4- 1				
6- 1	1- 0	0- 0	HOME	1- 0	1- 0	3- 1				
4- 2	0- 0	0- 2	AWAY	1- 0	2- 0	1- 0				
0- 0	0- 0	0- 0	NEUTRAL	0- 0	0- 0	0- 0				

RPI 1-25				RPI 26-50				RPI 51-100				RPI 101+			
RPI	S	Opponent	Score	RPI	S	Opponent	Score	RPI	S	Opponent	Score	RPI	S	Opponent	Score
21	H	Duquesne	84 81	36	A	St. Bonaventure	59 80	59	H	Dayton	70 56	105	A	Saint Joseph's	77 66
				41	A	George Washington	80 89	73	A	Ball St.	70 79	106	A	Memphis	63 57
								81	A	VCU	77 72	111	A	Mercer	68 60
								83	A	Tulane	58 66	147	A	Davidson	79 50
												147	H	Davidson	88 51
												167	A	SIUE	64 71
												180	A	George Mason	61 50
												180	H	George Mason	63 73
												187	H	Richmond	73 48
												189	H	Tulsa	82 73
												206	H	Southeast Mo. St.	67 52
												231	A	Indiana St.	62 52
												232	H	Massachusetts	69 49
												274	H	La Salle	79 70
												277	N	Cleveland St.	76 65
												307	H	Bradley	75 58
												341	H	Eastern Ill.	78 47
												347	A	Alabama A&M	91 60
LAST 12 Division I GAMES:															
21	H	Duquesne	84 81	274	H	La Salle	79 70								
147	H	Davidson	88 51	105	A	Saint Joseph's	77 66								
36	A	St. Bonaventure	59 80	59	H	Dayton	70 56								
187	H	Richmond	73 48	232	H	Massachusetts	69 49								
41	A	George Washington	80 89	147	A	Davidson	79 50								
180	A	George Mason	61 50	81	A	VCU	77 72								

Non-Div I Games: Mo.-St. Louis 67 31

Saint Louis

■ Loss, 
 ■ Non-Conf, 
 ■ S Site, 
 ■ Home 
 ■ A Away 
 N Neutral

## Saint Peter's

Through Games Of Feb. 20, 2016

Average RPI Win:	248	WON-LOST	WINNING	LAST 10	STRENGTH OF	OPP. STRENGTH	TEAM	ADJ.	CONF.	ADJ CONF.
Average RPI Loss:	200	RECORD	PCT. RANK	GAMES	SCHEDULE	OF SCHEDULE	RPI	RPI	RPI	RPI
DIV. I ONLY	4- 22	328	0- 10	247	279	335	335	23	23	
DIV. I NON-CONF.	2- 7	280	0- 0	171	331	299	299	23	23	
TOTALS	RPI 1-25	RPI 26-50	W-L RECORDS	RPI 51-100	RPI 101-150	RPI 150+				
4- 22	0- 1	0- 1	OVERALL	0- 0	0- 4	4- 16				
4- 10	0- 1	0- 0	HOME	0- 0	0- 3	4- 6				
0- 12	0- 0	0- 0	AWAY	0- 0	0- 1	0- 0				
0- 0	0- 0	0- 0	NEUTRAL	0- 0	0- 0	0- 0				
2- 7	0- 1	0- 1	NON-CONFERENCE	0- 0	0- 1	2- 4				
2- 3	0- 1	0- 0	HOME	0- 0	0- 1	2- 1				
0- 4	0- 0	0- 1	AWAY	0- 0	0- 0	0- 3				
0- 0	0- 0	0- 0	NEUTRAL	0- 0	0- 0	0- 0				
2- 15	0- 0	0- 0	CONFERENCE	0- 0	0- 3	2- 12				
2- 7	0- 0	0- 0	HOME	0- 0	0- 2	2- 5				
0- 8	0- 0	0- 0	AWAY	0- 0	0- 1	0- 7				
0- 0	0- 0	0- 0	NEUTRAL	0- 0	0- 0	0- 0				

RPI 1-25				RPI 26-50				RPI 51-100				RPI 101+ Team's RPI: 335			
RPI	S	Opponent	Score	RPI	S	Opponent	Score	RPI	S	Opponent	Score	RPI	S	Opponent	Score
21	H	Duquesne	38 63	38	A	Seton Hall	65 81					102	A	Quinnipiac	49 66
												102	H	Quinnipiac	53 65
												115	H	Iona	51 65
												143	H	Stony Brook	35 69
												178	A	Marist	46 69
												178	H	Marist	55 74
												192	A	Fairfield	49 76
												192	H	Fairfield	56 46
												194	A	Canisius	42 54
												194	H	Canisius	53 60
												201	H	Brown	79 67
												216	A	Lehigh	42 74
												219	A	Siena	58 59
												219	H	Siena	55 64
												230	H	Navy	39 50
												234	A	Manhattan	47 64
												267	H	Monmouth	67 62
												286	A	Rider	48 57
												286	H	Rider	67 68
												305	A	Niagara	46 51
												305	H	Niagara	48 52
												311	A	Fairleigh Dickinson	52 73
												325	A	Lafayette	69 72
												333	H	St. Francis Brooklyn	44 40
LAST 12 Division I GAMES:															
286	A	Rider	48 57	219	H	Siena	55 64								
102	H	Quinnipiac	53 65	178	A	Marist	46 69								
192	A	Fairfield	49 76	234	A	Manhattan	47 64								
286	H	Rider	67 68	305	A	Niagara	46 51								
178	H	Marist	55 74	194	A	Canisius	42 54								
102	A	Quinnipiac	49 66	192	H	Fairfield	56 46								

Non-Div I Games:

Saint Peter's

■ Loss, 
 ■ Non-Conf, S Site, 
 ■ Home 
 ■ Away 
 N Neutral



Average RPI Win:	297	WON-LOST	WINNING	LAST 10	STRENGTH OF	OPP. STRENGTH	TEAM	ADJ.	CONF.	ADJ CONF.
Average RPI Loss:	141	RECORD	PCT. RANK	GAMES	SCHEDULE	OF SCHEDULE	RPI	RPI	RPI	RPI
DIV. I ONLY	7- 15	270	2- 8	162	238	235	235	27	27	
DIV. I NON-CONF.	2- 6	272	0- 0	65	76	158	158	26	26	
TOTALS	RPI 1-25	RPI 26-50	W-L RECORDS	RPI 51-100	RPI 101-150	RPI 150+				
7- 15	0- 2	0- 1	OVERALL	0- 3	0- 3	7- 6				
3- 4	0- 0	0- 0	HOME	0- 1	0- 1	3- 2				
4- 10	0- 1	0- 1	AWAY	0- 2	0- 2	4- 4				
0- 1	0- 1	0- 0	NEUTRAL	0- 0	0- 0	0- 0				
2- 6	0- 2	0- 1	NON-CONFERENCE	0- 1	0- 1	2- 1				
0- 1	0- 0	0- 0	HOME	0- 0	0- 0	0- 1				
2- 4	0- 1	0- 1	AWAY	0- 1	0- 1	2- 0				
0- 1	0- 1	0- 0	NEUTRAL	0- 0	0- 0	0- 0				
5- 9	0- 0	0- 0	CONFERENCE	0- 2	0- 2	5- 5				
3- 3	0- 0	0- 0	HOME	0- 1	0- 1	3- 1				
2- 6	0- 0	0- 0	AWAY	0- 1	0- 1	2- 4				
0- 0	0- 0	0- 0	NEUTRAL	0- 0	0- 0	0- 0				

RPI	S	Opponent	Score	RPI	S	Opponent	Score	RPI	S	Opponent	Score	RPI	S	Opponent	Score	Team's RPI: 235
6	A	Texas	49 83	49	A	Kansas St.	50 78	60	A	Abilene Christian	55 67	108	H	Central Ark.	63 73	
13	N	Florida St.	37 94					60	H	Abilene Christian	76 87	129	A	Northwestern St.	49 69	
								85	A	TCU	59 85	133	A	Arkansas	47 67	
												163	A	McNeese St.	79 82	
												214	A	Stephen F. Austin	63 70	
												224	H	Rice	46 58	
												245	A	Texas Southern	53 51	
												246	A	Houston Baptist	63 67	
												246	H	Houston Baptist	78 70	
												283	A	Lamar	78 76	
												312	A	A&M-Corpus Christi	71 81	
												313	H	Southeastern La.	80 56	
												319	H	Nicholls St.	63 67	
												327	A	LIU Brooklyn	63 56	
												330	A	Incarnate Word	65 60	
												332	H	New Orleans	64 52	
LAST 12 Division I GAMES:																
108	H	Central Ark.	63 73	214	A	Stephen F. Austin	63 70	60	H	Abilene Christian	76 87	163	A	McNeese St.	79 82	
246	H	Houston Baptist	78 70	60	H	Abilene Christian	76 87	319	H	Nicholls St.	63 67	332	H	New Orleans	64 52	
60	A	Abilene Christian	55 67	312	A	A&M-Corpus Christi	71 81	332	H	New Orleans	64 52	313	H	Southeastern La.	80 56	
246	A	Houston Baptist	63 67	283	A	Lamar	78 76									

Non-Div I Games: LSU-Alexandria 85 50 Our Lady Of The Lak67 56

Sam Houston St.

■ Loss, 
 ■ Non-Conf, 
 ■ S Site, 
 ■ Home 
 ■ A Away 
 N Neutral

Average RPI Win:	<b>243</b>	WON-LOST	WINNING	LAST 10	STRENGTH OF	OPP. STRENGTH	TEAM	ADJ.	CONF.	ADJ CONF.
Average RPI Loss:	<b>92</b>	RECORD	PCT. RANK	GAMES	SCHEDULE	OF SCHEDULE	RPI	RPI	RPI	RPI
DIV. I ONLY	<b>15- 10</b>	<b>114</b>	<b>7- 3</b>	<b>196</b>	<b>181</b>	<b>112</b>	<b>112</b>	<b>17</b>	<b>17</b>	
DIV. I NON-CONF.	<b>6- 7</b>	<b>176</b>	<b>0- 0</b>	<b>206</b>	<b>177</b>	<b>146</b>	<b>146</b>	<b>15</b>	<b>15</b>	
TOTALS	RPI 1-25	RPI 26-50	W-L RECORDS	RPI 51-100	RPI 101-150	RPI 150+				
15- 10	0- 0	0- 2	OVERALL	1- 3	1- 5	13- 0				
5- 2	0- 0	0- 0	HOME	1- 0	0- 2	4- 0				
9- 8	0- 0	0- 2	AWAY	0- 3	1- 3	8- 0				
1- 0	0- 0	0- 0	NEUTRAL	0- 0	0- 0	1- 0				
6- 7	0- 0	0- 2	NON-CONFERENCE	0- 2	1- 3	5- 0				
1- 1	0- 0	0- 0	HOME	0- 0	0- 1	1- 0				
4- 6	0- 0	0- 2	AWAY	0- 2	1- 2	3- 0				
1- 0	0- 0	0- 0	NEUTRAL	0- 0	0- 0	1- 0				
9- 3	0- 0	0- 0	CONFERENCE	1- 1	0- 2	8- 0				
4- 1	0- 0	0- 0	HOME	1- 0	0- 1	3- 0				
5- 2	0- 0	0- 0	AWAY	0- 1	0- 1	5- 0				
0- 0	0- 0	0- 0	NEUTRAL	0- 0	0- 0	0- 0				

RPI 1-25				RPI 26-50				RPI 51-100				RPI 101+				Team's RPI: 112	
RPI	S	Opponent	Score	RPI	S	Opponent	Score	RPI	S	Opponent	Score	RPI	S	Opponent	Score		
				32	A	Mississippi St.	47 68	53	A	Chattanooga	30 53	103	H	Harvard	54 60		
				43	A	Indiana	56 65	53	H	Chattanooga	48 43	111	A	Mercer	61 63		
								86	A	Georgia Tech	55 66	111	H	Mercer	60 63		
								88	A	UT Martin	50 52	130	A	LSU	47 44		
												139	A	UAB	41 61		
												149	A	Southern Miss.	48 56		
												156	A	ETSU	56 51		
												156	H	ETSU	55 47		
												179	H	Troy	73 69		
												222	A	Furman	58 45		
												281	A	Alabama St.	54 35		
												288	A	Jacksonville St.	50 39		
												297	A	UNCG	57 52		
												297	H	UNCG	80 49		
												306	A	Wofford	58 39		
												309	A	Western Caro.	59 42		
												309	H	Western Caro.	57 52		
												319	N	Nicholls St.	45 43		
												347	A	Alabama A&M	54 30		
LAST 12 Division I GAMES:																	
				156	A	ETSU	56 51	222	A	Furman	58 45						
				53	A	Chattanooga	30 53	53	H	Chattanooga	48 43						
				111	A	Mercer	61 63	156	H	ETSU	55 47						
				309	H	Western Caro.	57 52	111	H	Mercer	60 63						
				297	H	UNCG	80 49	297	A	UNCG	57 52						
				306	A	Wofford	58 39	309	A	Western Caro.	59 42						

Non-Div I Games: AUM 82 32 Shorter 53 33

Samford

Loss, Non-Conf, S Site, H Home A Away N Neutral

Average RPI Win:	194	WON-LOST	WINNING	LAST 10	STRENGTH OF	OPP. STRENGTH	TEAM	ADJ.	CONF.	ADJ CONF.
Average RPI Loss:	61	RECORD	PCT. RANK	GAMES	SCHEDULE	OF SCHEDULE	RPI	RPI	RPI	RPI
DIV. I ONLY	20- 6	39	6- 4	168	106	80	80	8	8	
DIV. I NON-CONF.	9- 1	22	0- 0	321	164	117	117	9	9	
TOTALS	RPI 1-25	RPI 26-50	W-L RECORDS	RPI 51-100	RPI 101-150	RPI 150+				
20- 6	1- 1	0- 0	OVERALL	1- 4	5- 1	13- 0				
10- 4	1- 0	0- 0	HOME	0- 3	3- 1	6- 0				
10- 2	0- 1	0- 0	AWAY	1- 1	2- 0	7- 0				
0- 0	0- 0	0- 0	NEUTRAL	0- 0	0- 0	0- 0				
9- 1	0- 0	0- 0	NON-CONFERENCE	0- 1	3- 0	6- 0				
4- 1	0- 0	0- 0	HOME	0- 1	2- 0	2- 0				
5- 0	0- 0	0- 0	AWAY	0- 0	1- 0	4- 0				
0- 0	0- 0	0- 0	NEUTRAL	0- 0	0- 0	0- 0				
11- 5	1- 1	0- 0	CONFERENCE	1- 3	2- 1	7- 0				
6- 3	1- 0	0- 0	HOME	0- 2	1- 1	4- 0				
5- 2	0- 1	0- 0	AWAY	1- 1	1- 0	3- 0				
0- 0	0- 0	0- 0	NEUTRAL	0- 0	0- 0	0- 0				

RPI	S	Opponent	Score	RPI	S	Opponent	Score	RPI	S	Opponent	Score	RPI	S	Opponent	Score
12	A	BYU	60 68					58	A	St. Mary's (CA)	60 68	101	A	San Francisco	67 58
12	H	BYU	78 65					58	H	St. Mary's (CA)	68 73	101	H	San Francisco	54 59
								61	A	Santa Clara	70 58	107	H	Gonzaga	63 54
								61	H	Santa Clara	47 61	124	H	Arizona	59 54
								77	H	Washington St.	72 78	131	H	Akron	86 65
												134	A	Fresno St.	72 68
												153	A	Pacific	59 56
												153	H	Pacific	69 56
												164	A	Montana St.	62 49
												242	A	Loyola Marymount	75 67
												242	H	Loyola Marymount	82 58
												243	H	Valparaiso	76 60
												250	A	San Diego St.	60 53
												264	A	Pepperdine	70 54
												264	H	Pepperdine	74 55
												285	H	Portland	71 43
												298	H	CSUN	86 64
												323	A	Nevada	84 47
												338	A	Cal St. Fullerton	53 44
LAST 12 Division I GAMES:															
12	A	BYU	60 68	264	A	Pepperdine	70 54								
101	H	San Francisco	54 59	242	H	Loyola Marymount	82 58								
61	H	Santa Clara	47 61	264	H	Pepperdine	74 55								
153	A	Pacific	59 56	107	H	Gonzaga	63 54								
58	A	St. Mary's (CA)	60 68	285	H	Portland	71 43								
242	A	Loyola Marymount	75 67	61	A	Santa Clara	70 58								

Non-Div I Games: Hope Int'l 90 52

San Diego

■ Loss, 
 ■ Non-Conf, 
 ■ S Site, 
 ■ Home 
 ■ A Away 
 N Neutral

San Diego State				Through Games Of Feb. 10, 1910						
Average RPI Win:	247	WON-LOST	WINNING	LAST 10	STRENGTH OF	OPP. STRENGTH	TEAM	ADJ.	CONF.	ADJ CONF.
Average RPI Loss:	148	RECORD	PCT. RANK	GAMES	SCHEDULE	OF SCHEDULE	RPI	RPI	RPI	RPI
DIV. I ONLY	9- 15	244	4- 6	202	197	250	250	19	19	
DIV. I NON-CONF.	4- 6	201	0- 0	253	199	259	259	20	20	
-----										
TOTALS	RPI 1-25	RPI 26-50		W-L RECORDS		RPI 51-100	RPI 101-150	RPI 150+		
9- 15	0- 0	0- 3		OVERALL		0- 2	1- 3	8- 7		
5- 8	0- 0	0- 1		HOME		0- 2	1- 1	4- 4		
4- 7	0- 0	0- 2		AWAY		0- 0	0- 2	4- 3		
0- 0	0- 0	0- 0		NEUTRAL		0- 0	0- 0	0- 0		
4- 6	0- 0	0- 1		NON-CONFERENCE		0- 2	0- 1	4- 2		
3- 3	0- 0	0- 0		HOME		0- 2	0- 0	3- 1		
1- 3	0- 0	0- 1		AWAY		0- 0	0- 1	1- 1		
0- 0	0- 0	0- 0		NEUTRAL		0- 0	0- 0	0- 0		
5- 9	0- 0	0- 2		CONFERENCE		0- 0	1- 2	4- 5		
2- 5	0- 0	0- 1		HOME		0- 0	1- 1	1- 3		
3- 4	0- 0	0- 1		AWAY		0- 0	0- 1	3- 2		
0- 0	0- 0	0- 0		NEUTRAL		0- 0	0- 0	0- 0		

RPI 1-25				RPI 26-50				RPI 51-100				RPI 101+				Team's RPI: 250	
RPI	S	Opponent	Score	RPI	S	Opponent	Score	RPI	S	Opponent	Score	RPI	S	Opponent	Score		
				29	A	Washington	51 80	54	H	UC Riverside	68 85	134	A	Fresno St.	49 54		
				45	A	Colorado St.	54 70	80	H	San Diego	53 60	134	H	Fresno St.	65 54		
				45	H	Colorado St.	57 60					136	A	Long Beach St.	54 74		
												144	H	Boise St.	45 75		
												177	H	Wisconsin	63 57		
												181	A	New Mexico	51 46		
												184	H	UC Davis	54 65		
												196	A	San Jose St.	73 78		
												196	H	San Jose St.	87 70		
												202	A	Utah St.	59 72		
												202	H	Utah St.	36 55		
												211	H	UNLV	41 55		
												238	A	Wyoming	84 77		
												242	A	Loyola Marymount	65 92		
												298	A	CSUN	67 65		
												315	H	North Dakota St.	64 54		
												323	H	Nevada	64 70		
												338	H	Cal St. Fullerton	54 43		
												344	A	Air Force	69 66		
LAST 12 Division I GAMES:																	
				196	H	San Jose St.	87 70	323	H	Nevada	64 70						
				344	A	Air Force	69 66	202	A	Utah St.	59 72						
				134	H	Fresno St.	65 54	134	A	Fresno St.	49 54						
				181	A	New Mexico	51 46	144	H	Boise St.	45 75						
				45	A	Colorado St.	54 70	45	H	Colorado St.	57 60						
				211	H	UNLV	41 55	196	A	San Jose St.	73 78						

Non-Div I Games: San Diego Christian60 25

San Diego St.

Loss, Non-Conf, S Site, H Home A Away N Neutral

## San Francisco

Through Games Of Feb. 20, 2016

Average RPI Win:	199	WON-LOST	WINNING	LAST 10	STRENGTH OF	OPP. STRENGTH	TEAM	ADJ.	CONF.	ADJ CONF.
Average RPI Loss:	94	RECORD	PCT. RANK	GAMES	SCHEDULE	OF SCHEDULE	RPI	RPI	RPI	RPI
DIV. I ONLY	15- 10	114	7- 3	130	104	101	101	8	8	
DIV. I NON-CONF.	7- 2	57	0- 0	210	169	84	84	9	9	
TOTALS	RPI 1-25	RPI 26-50	W-L RECORDS	RPI 51-100	RPI 101-150	RPI 150+				
15- 10	0- 2	0- 0	OVERALL	2- 4	3- 1	10- 3				
6- 5	0- 1	0- 0	HOME	1- 3	2- 0	3- 1				
9- 5	0- 1	0- 0	AWAY	1- 1	1- 1	7- 2				
0- 0	0- 0	0- 0	NEUTRAL	0- 0	0- 0	0- 0				
7- 2	0- 0	0- 0	NON-CONFERENCE	1- 0	2- 0	4- 2				
2- 1	0- 0	0- 0	HOME	1- 0	1- 0	0- 1				
5- 1	0- 0	0- 0	AWAY	0- 0	1- 0	4- 1				
0- 0	0- 0	0- 0	NEUTRAL	0- 0	0- 0	0- 0				
8- 8	0- 2	0- 0	CONFERENCE	1- 4	1- 1	6- 1				
4- 4	0- 1	0- 0	HOME	0- 3	1- 0	3- 0				
4- 4	0- 1	0- 0	AWAY	1- 1	0- 1	3- 1				
0- 0	0- 0	0- 0	NEUTRAL	0- 0	0- 0	0- 0				

RPI S	Opponent	Score	RPI S	Opponent	Score	RPI S	Opponent	Score	RPI S	Opponent	Score	Team's RPI: 101
12	A BYU	62 65				54	H UC Riverside	88 76	107	A Gonzaga	47 68	
12	H BYU	57 66				58	H St. Mary's (CA)	68 78	107	H Gonzaga	71 52	
						61	A Santa Clara	57 68	116	H North Dakota	74 57	
						61	H Santa Clara	57 59	136	A Long Beach St.	66 52	
						80	A San Diego	59 54	153	A Pacific	57 70	
						80	H San Diego	58 67	168	A Sacramento St.	95 94	
									190	H Cal Poly	61 62	
									196	A San Jose St.	82 78	
									207	A Utah Valley	88 94	
									223	A North Texas	69 61	
									242	A Loyola Marymount	75 73	
									242	H Loyola Marymount	81 72	
									264	A Pepperdine	81 74	
									264	H Pepperdine	99 75	
									285	A Portland	82 63	
									285	H Portland	90 69	
									323	A Nevada	70 62	
LAST 12 Division I GAMES:												
242	H Loyola Marymount	81 72	285	H Portland	90 69							
264	H Pepperdine	99 75	61	A Santa Clara	57 68							
80	A San Diego	59 54	264	A Pepperdine	81 74							
12	A BYU	62 65	242	A Loyola Marymount	75 73							
61	H Santa Clara	57 59	12	H BYU	57 66							
107	H Gonzaga	71 52	80	H San Diego	58 67							

Non-Div I Games: Holy Names 77 31 San Fran. St. 73 45

San Francisco

Loss, Non-Conf, S Site, H Home A Away N Neutral

Average RPI Win:	256	WON-LOST	WINNING	LAST 10	STRENGTH OF	OPP. STRENGTH	TEAM	ADJ.	CONF.	ADJ CONF.
Average RPI Loss:	119	RECORD	PCT. RANK	GAMES	SCHEDULE	OF SCHEDULE	RPI	RPI	RPI	RPI
DIV. I ONLY	10- 15	232	5- 5	121	218	196	196	19	19	
DIV. I NON-CONF.	1- 9	325	0- 0	66	179	274	274	20	20	
TOTALS	RPI 1-25	RPI 26-50	W-L RECORDS	RPI 51-100	RPI 101-150	RPI 150+				
10- 15	0- 0	0- 2	OVERALL	0- 5	1- 4	9- 4				
5- 7	0- 0	0- 1	HOME	0- 2	0- 4	5- 0				
5- 8	0- 0	0- 1	AWAY	0- 3	1- 0	4- 4				
0- 0	0- 0	0- 0	NEUTRAL	0- 0	0- 0	0- 0				
1- 9	0- 0	0- 0	NON-CONFERENCE	0- 5	0- 2	1- 2				
1- 4	0- 0	0- 0	HOME	0- 2	0- 2	1- 0				
0- 5	0- 0	0- 0	AWAY	0- 3	0- 0	0- 2				
0- 0	0- 0	0- 0	NEUTRAL	0- 0	0- 0	0- 0				
9- 6	0- 0	0- 2	CONFERENCE	0- 0	1- 2	8- 2				
4- 3	0- 0	0- 1	HOME	0- 0	0- 2	4- 0				
5- 3	0- 0	0- 1	AWAY	0- 0	1- 0	4- 2				
0- 0	0- 0	0- 0	NEUTRAL	0- 0	0- 0	0- 0				

RPI S	Opponent	Score	RPI S	Opponent	Score	RPI S	Opponent	Score	RPI S	Opponent	Score	Team's RPI: 196
45	A Colorado St.	54 76	45	H Colorado St.	78 80	58	A St. Mary's (CA)	81 91	101	H San Francisco	78 82	
						65	A Oregon	74 104	123	H Hawaii	73 76	
						68	H South Dakota	77 87	134	A Fresno St.	66 64	
						77	A Washington St.	80 95	134	H Fresno St.	54 59	
						95	H New Mexico St.	66 75	144	H Boise St.	75 78	
									153	A Pacific	69 81	
									181	A New Mexico	57 71	
									181	H New Mexico	59 58	
									202	A Utah St.	86 74	
									211	H UNLV	69 61	
									238	A Wyoming	67 66	
									240	A CSU Bakersfield	88 90	
									250	A San Diego St.	70 87	
									250	H San Diego St.	78 73	
									323	A Nevada	76 63	
									336	H UC Irvine	79 58	
									344	A Air Force	72 49	
									344	H Air Force	81 60	
LAST 12 Division I GAMES:												
250	A San Diego St.	70 87	45	H Colorado St.	78 80							
323	A Nevada	76 63	181	A New Mexico	57 71							
181	H New Mexico	59 58	144	H Boise St.	75 78							
211	H UNLV	69 61	134	H Fresno St.	54 59							
134	A Fresno St.	66 64	238	A Wyoming	67 66							
344	A Air Force	72 49	45	A Colorado St.	54 76							

Non-Div I Games: Southern Ore. 92 78

San Jose St.



Average RPI Win:	311	WON-LOST	WINNING	LAST 10	STRENGTH OF	OPP. STRENGTH	TEAM	ADJ.	CONF.	ADJ CONF.
Average RPI Loss:	186	RECORD	PCT. RANK	GAMES	SCHEDULE	OF SCHEDULE	RPI	RPI	RPI	RPI
DIV. I ONLY	6- 16	283	4- 6	268	315	294	294	31	31	
DIV. I NON-CONF.	1- 8	320	0- 0	46	111	221	221	30	30	
TOTALS	RPI 1-25	RPI 26-50	W-L RECORDS	RPI 51-100	RPI 101-150	RPI 150+				
6- 16	0- 2	0- 2	OVERALL	0- 1	0- 0	6- 11				
3- 5	0- 0	0- 0	HOME	0- 1	0- 0	3- 4				
3- 11	0- 2	0- 2	AWAY	0- 0	0- 0	3- 7				
0- 0	0- 0	0- 0	NEUTRAL	0- 0	0- 0	0- 0				
1- 8	0- 2	0- 2	NON-CONFERENCE	0- 1	0- 0	1- 3				
0- 2	0- 0	0- 0	HOME	0- 1	0- 0	0- 1				
1- 6	0- 2	0- 2	AWAY	0- 0	0- 0	1- 2				
0- 0	0- 0	0- 0	NEUTRAL	0- 0	0- 0	0- 0				
5- 8	0- 0	0- 0	CONFERENCE	0- 0	0- 0	5- 8				
3- 3	0- 0	0- 0	HOME	0- 0	0- 0	3- 3				
2- 5	0- 0	0- 0	AWAY	0- 0	0- 0	2- 5				
0- 0	0- 0	0- 0	NEUTRAL	0- 0	0- 0	0- 0				

RPI 1-25				RPI 26-50				RPI 51-100				RPI 101+ Team's RPI: 294			
RPI	S	Opponent	Score	RPI	S	Opponent	Score	RPI	S	Opponent	Score	RPI	S	Opponent	Score
19	A	Oklahoma St.	48 76	32	A	Mississippi St.	25 92	52	H	Auburn	40 62	151	A	Jacksonville	52 65
20	A	Florida	34 99	50	A	Rutgers	26 65					165	A	Hampton	53 65
												233	H	Morgan St.	60 66
												249	A	N.C. A&T	31 60
												249	H	N.C. A&T	59 69
												259	A	Bethune-Cookman	44 50
												263	H	Coppin St.	57 55
												278	H	Ga. Southern	48 64
												281	A	Alabama St.	60 49
												288	A	Jacksonville St.	35 50
												289	A	Florida A&M	38 59
												293	H	UMES	60 42
												308	A	South Carolina St.	43 56
												326	H	Delaware St.	59 67
												331	A	Howard	69 64
												346	A	Norfolk St.	68 53
												349	H	N.C. Central	57 39
LAST 12 Division I GAMES:															
331	A	Howard	69 64	346	A	Norfolk St.	68 53								
308	A	South Carolina St.	43 56	165	A	Hampton	53 65								
263	H	Coppin St.	57 55	326	H	Delaware St.	59 67								
233	H	Morgan St.	60 66	293	H	UMES	60 42								
259	A	Bethune-Cookman	44 50	349	H	N.C. Central	57 39								
249	A	N.C. A&T	31 60	249	H	N.C. A&T	59 69								

Non-Div I Games: Columbia (SC) 101 34 Allen 72 46

Savannah St.



Average RPI Win: <b>274</b>	WON-LOST	WINNING	LAST 10	STRENGTH OF	OPP. STRENGTH	TEAM	ADJ.	CONF.	ADJ CONF.
Average RPI Loss: <b>163</b>	RECORD	PCT. RANK	GAMES	SCHEDULE	OF SCHEDULE	RPI	RPI	RPI	RPI
DIV. I ONLY	8- 18	272	1- 9	171	304	255	255	25	25
DIV. I NON-CONF.	5- 9	233	0- 0	104	287	179	179	25	25
TOTALS	RPI 1-25	RPI 26-50	W-L RECORDS	RPI 51-100	RPI 101-150	RPI 150+			
8- 18	0- 0	0- 2	OVERALL	0- 4	0- 3	8- 9			
3- 8	0- 0	0- 0	HOME	0- 2	0- 2	3- 4			
5- 9	0- 0	0- 1	AWAY	0- 2	0- 1	5- 5			
0- 1	0- 0	0- 1	NEUTRAL	0- 0	0- 0	0- 0			
5- 9	0- 0	0- 2	NON-CONFERENCE	0- 2	0- 3	5- 2			
1- 4	0- 0	0- 0	HOME	0- 1	0- 2	1- 1			
4- 4	0- 0	0- 1	AWAY	0- 1	0- 1	4- 1			
0- 1	0- 0	0- 1	NEUTRAL	0- 0	0- 0	0- 0			
3- 9	0- 0	0- 0	CONFERENCE	0- 2	0- 0	3- 7			
2- 4	0- 0	0- 0	HOME	0- 1	0- 0	2- 3			
1- 5	0- 0	0- 0	AWAY	0- 1	0- 0	1- 4			
0- 0	0- 0	0- 0	NEUTRAL	0- 0	0- 0	0- 0			

RPI S	Opponent	Score	RPI S	Opponent	Score	RPI S	Opponent	Score	RPI S	Opponent	Score	Team's RPI: 255
29	A Washington	55 96	54	H UC Riverside	70 92	136	H Long Beach St.	57 69				
39	N Princeton	48 85	65	A Oregon	62 82	137	A Idaho	60 64				
			95	A New Mexico St.	54 69	144	H Boise St.	66 84				
			95	H New Mexico St.	56 66	164	H Montana St.	51 80				
						191	A Montana	58 44				
						207	H Utah Valley	44 61				
						208	A UTRGV	74 71				
						208	H UTRGV	71 76				
						226	A Grand Canyon	53 60				
						226	H Grand Canyon	54 67				
						229	A Idaho St.	67 83				
						240	A CSU Bakersfield	68 76				
						242	A Loyola Marymount	78 69				
						296	H Denver	59 51				
						298	A CSUN	62 56				
						302	A UMKC	43 64				
						302	H UMKC	69 63				
						314	A Portland St.	85 64				
						340	A Chicago St.	49 57				
						340	H Chicago St.	59 45				
LAST 12 Division I GAMES:												
95	H New Mexico St.	56 66	207	H Utah Valley	44 61							
208	H UTRGV	71 76	208	A UTRGV	74 71							
226	A Grand Canyon	53 60	95	A New Mexico St.	54 69							
302	A UMKC	43 64	240	A CSU Bakersfield	68 76							
340	A Chicago St.	49 57	340	H Chicago St.	59 45							
226	H Grand Canyon	54 67	302	H UMKC	69 63							

Non-Div I Games: Evergreen St. 81 38

Seattle

■ Loss, 
 ■ Non-Conf, 
 ■ S Site, 
 ■ Home 
 ■ A Away 
 N Neutral

Average RPI Win:	135	WON-LOST	WINNING	LAST 10	STRENGTH OF	OPP. STRENGTH	TEAM	ADJ.	CONF.	ADJ CONF.
Average RPI Loss:	50	RECORD	PCT. RANK	GAMES	SCHEDULE	OF SCHEDULE	RPI	RPI	RPI	RPI
DIV. I ONLY	19- 7	53	6- 4	64	48	38	38	6	6	
DIV. I NON-CONF.	10- 1	19	0- 0	45	49	5	5	6	6	
TOTALS	RPI 1-25	RPI 26-50	W-L RECORDS	RPI 51-100	RPI 101-150	RPI 150+				
19- 7	1- 2	3- 2	OVERALL	3- 3	5- 0	7- 0				
9- 3	0- 1	2- 1	HOME	2- 1	1- 0	4- 0				
8- 4	1- 1	0- 1	AWAY	1- 2	3- 0	3- 0				
2- 0	0- 0	1- 0	NEUTRAL	0- 0	1- 0	0- 0				
10- 1	0- 1	3- 0	NON-CONFERENCE	0- 0	3- 0	4- 0				
5- 0	0- 0	2- 0	HOME	0- 0	0- 0	3- 0				
3- 1	0- 1	0- 0	AWAY	0- 0	2- 0	1- 0				
2- 0	0- 0	1- 0	NEUTRAL	0- 0	1- 0	0- 0				
9- 6	1- 1	0- 2	CONFERENCE	3- 3	2- 0	3- 0				
4- 3	0- 1	0- 1	HOME	2- 1	1- 0	1- 0				
5- 3	1- 0	0- 1	AWAY	1- 2	1- 0	2- 0				
0- 0	0- 0	0- 0	NEUTRAL	0- 0	0- 0	0- 0				

RPI 1-25				RPI 26-50				Team's RPI: 38	RPI 51-100				RPI 101+			
RPI	S	Opponent	Score	RPI	S	Opponent	Score		RPI	S	Opponent	Score	RPI	S	Opponent	Score
22	A	DePaul	83 74	35	A	St. John's (NY)	69 71		55	A	Villanova	45 55	105	A	Saint Joseph's	66 54
22	H	DePaul	74 86	35	H	St. John's (NY)	64 72		55	H	Villanova	60 50	109	N	UNI	57 49
23	A	Georgia	52 70	39	H	Princeton	71 64		89	A	Marquette	82 89	119	A	Liberty	92 56
				46	N	North Carolina St.	58 55		89	H	Marquette	99 68	138	A	Creighton	86 82
				50	H	Rutgers	77 49		90	A	Georgetown	83 75	142	H	Xavier	82 66
									90	H	Georgetown	65 73	152	A	UT Arlington	61 54
													174	H	Fordham	66 54
													199	A	Butler	72 67
													199	H	Butler	98 77
													241	H	Bryant	93 57
													253	A	Providence	64 54
													335	H	Saint Peter's	81 65
LAST 12 Division I GAMES:																
199	A	Butler	72 67	199	H	Butler	98 77		142	H	Xavier	82 66				
55	H	Villanova	60 50	90	H	Georgetown	65 73		55	A	Villanova	45 55				
35	H	St. John's (NY)	64 72	35	A	St. John's (NY)	69 71		89	A	Marquette	82 89				
89	A	Marquette	82 89	22	A	DePaul	83 74		22	H	DePaul	74 86				

Non-Div I Games:

Seton Hall

■ Loss, 
 ■ Non-Conf, 
 ■ S Site, 
 ■ H Home 
 ■ A Away 
 N Neutral

Average RPI Win: <b>266</b>	WON-LOST	WINNING	LAST 10	STRENGTH OF	OPP. STRENGTH	TEAM	ADJ.	CONF.	ADJ CONF.
Average RPI Loss: <b>169</b>	RECORD	PCT. RANK	GAMES	SCHEDULE	OF SCHEDULE	RPI	RPI	RPI	RPI
DIV. I ONLY	<b>12- 16</b>	<b>219</b>	<b>1- 7</b>	<b>216</b>	<b>281</b>	<b>219</b>	<b>219</b>	<b>23</b>	<b>23</b>
DIV. I NON-CONF.	<b>3- 7</b>	<b>248</b>	<b>1- 1</b>	<b>175</b>	<b>318</b>	<b>218</b>	<b>218</b>	<b>23</b>	<b>23</b>
TOTALS	RPI 1-25	RPI 26-50	W-L RECORDS	RPI 51-100	RPI 101-150	RPI 150+			
12- 16	0- 0	0- 2	OVERALL	0- 0	0- 5	12- 9			
5- 5	0- 0	0- 1	HOME	0- 0	0- 2	5- 2			
6- 10	0- 0	0- 1	AWAY	0- 0	0- 3	6- 6			
1- 1	0- 0	0- 0	NEUTRAL	0- 0	0- 0	1- 1			
3- 7	0- 0	0- 2	NON-CONFERENCE	0- 0	0- 1	3- 4			
0- 2	0- 0	0- 1	HOME	0- 0	0- 0	0- 1			
2- 4	0- 0	0- 1	AWAY	0- 0	0- 1	2- 2			
1- 1	0- 0	0- 0	NEUTRAL	0- 0	0- 0	1- 1			
9- 9	0- 0	0- 0	CONFERENCE	0- 0	0- 4	9- 5			
5- 3	0- 0	0- 0	HOME	0- 0	0- 2	5- 1			
4- 6	0- 0	0- 0	AWAY	0- 0	0- 2	4- 4			
0- 0	0- 0	0- 0	NEUTRAL	0- 0	0- 0	0- 0			

RPI 1-25				RPI 26-50				RPI 51-100				RPI 101+				Team's RPI: 219
RPI	S	Opponent	Score	RPI	S	Opponent	Score	RPI	S	Opponent	Score	RPI	S	Opponent	Score	
				36	A	St. Bonaventure	40 57					102	A	Quinnipiac	52 94	
				48	H	Albany (NY)	42 61					102	H	Quinnipiac	59 69	
												115	A	Iona	51 63	
												115	H	Iona	51 64	
												135	A	Southern Ill.	54 73	
												159	H	Northeastern	67 70	
												178	A	Marist	37 66	
												192	A	Fairfield	55 67	
												192	H	Fairfield	51 71	
												194	A	Canisius	58 52	
												194	H	Canisius	61 57	
												230	A	Navy	58 59	
												233	N	Morgan St.	69 46	
												234	A	Manhattan	49 56	
												234	H	Manhattan	60 59	
												236	A	New Hampshire	57 53	
												267	A	Monmouth	69 63	
												267	H	Monmouth	64 54	
												281	N	Alabama St.	53 57	
												286	A	Rider	58 70	
												286	H	Rider	66 45	
												303	A	Colgate	50 52	
												305	A	Niagara	59 51	
												311	A	Fairleigh Dickinson	81 65	
												335	A	Saint Peter's	64 55	
												335	H	Saint Peter's	59 58	
LAST 12 Division I GAMES:																
				233	N	Morgan St.	69 46					192	A	Fairfield	55 67	
				281	N	Alabama St.	53 57					102	H	Quinnipiac	59 69	
				115	A	Iona	51 63					335	A	Saint Peter's	64 55	
				192	H	Fairfield	51 71					178	A	Marist	37 66	
				234	A	Manhattan	49 56					102	A	Quinnipiac	52 94	
				115	H	Iona	51 64					194	H	Canisius	61 57	

Non-Div I Games:

Siena

■ Loss, 
 ■ Non-Conf, 
 ■ S Site, 
 ■ Home 
 ■ A Away 
 N Neutral

Average RPI Win:	242	WON-LOST	WINNING	LAST 10	STRENGTH OF	OPP. STRENGTH	TEAM	ADJ.	CONF.	ADJ CONF.
Average RPI Loss:	142	RECORD	PCT. RANK	GAMES	SCHEDULE	OF SCHEDULE	RPI	RPI	RPI	RPI
DIV. I ONLY	11- 12	190	7- 3	182	210	186	186	16	16	
DIV. I NON-CONF.	2- 5	253	0- 0	174	255	227	227	14	14	
TOTALS	RPI 1-25	RPI 26-50	W-L RECORDS	RPI 51-100	RPI 101-150	RPI 150+				
11- 12	0- 1	0- 2	OVERALL	0- 0	0- 5	11- 4				
5- 6	0- 1	0- 1	HOME	0- 0	0- 2	5- 2				
6- 6	0- 0	0- 1	AWAY	0- 0	0- 2	6- 2				
0- 0	0- 0	0- 0	NEUTRAL	0- 0	0- 0	0- 0				
2- 5	0- 1	0- 0	NON-CONFERENCE	0- 0	0- 2	2- 2				
0- 3	0- 1	0- 0	HOME	0- 0	0- 1	0- 1				
2- 2	0- 0	0- 0	AWAY	0- 0	0- 1	2- 1				
0- 0	0- 0	0- 0	NEUTRAL	0- 0	0- 0	0- 0				
9- 7	0- 0	0- 2	CONFERENCE	0- 0	0- 3	9- 2				
5- 3	0- 0	0- 1	HOME	0- 0	0- 1	5- 1				
4- 4	0- 0	0- 1	AWAY	0- 0	0- 2	4- 1				
0- 0	0- 0	0- 0	NEUTRAL	0- 0	0- 0	0- 0				

RPI 1-25				RPI 26-50				RPI 51-100				RPI 101+ Team's RPI: 186			
RPI	S	Opponent	Score	RPI	S	Opponent	Score	RPI	S	Opponent	Score	RPI	S	Opponent	Score
20	H	Florida	60 72	44	A	Arkansas St.	51 58					126	A	Little Rock	43 74
				44	H	Arkansas St.	53 66					126	H	Little Rock	34 47
												128	A	La.-Lafayette	50 69
												139	H	UAB	39 53
												149	A	Southern Miss.	51 71
												152	H	UT Arlington	59 55
												166	A	Southern U.	45 50
												179	A	Troy	75 71
												179	H	Troy	65 63
												220	H	Texas St.	71 73
												226	A	Grand Canyon	59 56
												266	H	UCF	36 77
												269	A	Georgia St.	60 52
												269	H	Georgia St.	83 45
												272	A	Appalachian St.	68 54
												272	H	Appalachian St.	71 55
												278	A	Ga. Southern	43 57
												278	H	Ga. Southern	48 45
												281	A	Alabama St.	47 43
												290	A	La.-Monroe	63 57
LAST 12 Division I GAMES:															
272	A	Appalachian St.	68 54	272	H	Appalachian St.	71 55								
179	H	Troy	65 63	179	A	Troy	75 71								
278	H	Ga. Southern	48 45	290	A	La.-Monroe	63 57								
269	H	Georgia St.	83 45	128	A	La.-Lafayette	50 69								
126	A	Little Rock	43 74	152	H	UT Arlington	59 55								
44	A	Arkansas St.	51 58	220	H	Texas St.	71 73								

Non-Div I Games: Spring Hill 64 49 William Carey 66 30

South Ala.

Loss, Non-Conf, S Site, H Home A Away N Neutral

# South Carolina

Through Games Of Feb. 20, 2016

Average RPI Win:	93	WON-LOST	WINNING	LAST 10	STRENGTH OF	OPP. STRENGTH	TEAM	ADJ.	CONF.	ADJ CONF.
Average RPI Loss:	3	RECORD	PCT. RANK	GAMES	SCHEDULE	OF SCHEDULE	RPI	RPI	RPI	RPI
DIV. I ONLY	25- 1	3	9- 1	4	2	2	2	2	2	2
DIV. I NON-CONF.	12- 1	9	0- 1	77	6	12	12	2	2	2
TOTALS	RPI 1-25	RPI 26-50	W-L RECORDS	RPI 51-100	RPI 101-150	RPI 150+				
25- 1	10- 1	3- 0	OVERALL	3- 0	2- 0	7- 0				
13- 1	5- 1	2- 0	HOME	1- 0	1- 0	4- 0				
9- 0	4- 0	1- 0	AWAY	2- 0	1- 0	1- 0				
3- 0	1- 0	0- 0	NEUTRAL	0- 0	0- 0	2- 0				
12- 1	3- 1	1- 0	NON-CONFERENCE	1- 0	1- 0	6- 0				
6- 1	1- 1	1- 0	HOME	1- 0	0- 0	3- 0				
3- 0	1- 0	0- 0	AWAY	0- 0	1- 0	1- 0				
3- 0	1- 0	0- 0	NEUTRAL	0- 0	0- 0	2- 0				
13- 0	7- 0	2- 0	CONFERENCE	2- 0	1- 0	1- 0				
7- 0	4- 0	1- 0	HOME	0- 0	1- 0	1- 0				
6- 0	3- 0	1- 0	AWAY	2- 0	0- 0	0- 0				
0- 0	0- 0	0- 0	NEUTRAL	0- 0	0- 0	0- 0				

RPI	S	Opponent	Score	RPI	S	Opponent	Score	RPI	S	Opponent	Score	RPI	S	Opponent	Score
3	H	UConn	54 66	32	A	Mississippi St.	57 51	52	A	Auburn	74 58	123	A	Hawaii	67 51
5	H	Ohio St.	88 80	33	H	Missouri	83 58	75	A	Vanderbilt	71 61	133	H	Arkansas	85 32
7	A	UCLA	68 65	47	H	Duke	66 55	87	H	Elon	78 63	161	N	East Carolina	88 57
9	N	Arizona St.	60 58									162	H	Ole Miss	81 62
14	A	Kentucky	73 62									165	H	Hampton	86 48
14	H	Kentucky	78 68									240	N	CSU Bakersfield	90 71
15	A	Texas A&M	70 63									248	A	Clemson	67 41
15	H	Texas A&M	59 58									297	H	UNCG	92 44
18	A	Tennessee	62 56									318	H	Winthrop	86 37
20	H	Florida	86 71												
23	H	Georgia	61 51												
LAST 12 Division I GAMES:															
23	H	Georgia	61 51	162	H	Ole Miss	81 62								
18	A	Tennessee	62 56	32	A	Mississippi St.	57 51								
20	H	Florida	86 71	52	A	Auburn	74 58								
3	H	UConn	54 66	15	H	Texas A&M	59 58								
14	H	Kentucky	78 68	14	A	Kentucky	73 62								
15	A	Texas A&M	70 63	33	H	Missouri	83 58								

Non-Div I Games:

South Carolina

Loss, Non-Conf, S Site, H Home A Away N Neutral

Average RPI Win:	312	WON-LOST	WINNING	LAST 10	STRENGTH OF	OPP. STRENGTH	TEAM	ADJ.	CONF.	ADJ CONF.
Average RPI Loss:	218	RECORD	PCT. RANK	GAMES	SCHEDULE	OF SCHEDULE	RPI	RPI	RPI	RPI
DIV. I ONLY	8- 13	243	4- 6	344	338	308	308	31	31	
DIV. I NON-CONF.	2- 6	272	0- 0	290	267	283	283	30	30	
TOTALS	RPI 1-25	RPI 26-50	W-L RECORDS	RPI 51-100	RPI 101-150	RPI 150+				
8- 13	0- 0	0- 0	OVERALL	0- 0	0- 3	8- 10				
5- 3	0- 0	0- 0	HOME	0- 0	0- 0	5- 3				
3- 9	0- 0	0- 0	AWAY	0- 0	0- 2	3- 7				
0- 1	0- 0	0- 0	NEUTRAL	0- 0	0- 1	0- 0				
2- 6	0- 0	0- 0	NON-CONFERENCE	0- 0	0- 3	2- 3				
1- 0	0- 0	0- 0	HOME	0- 0	0- 0	1- 0				
1- 5	0- 0	0- 0	AWAY	0- 0	0- 2	1- 3				
0- 1	0- 0	0- 0	NEUTRAL	0- 0	0- 1	0- 0				
6- 7	0- 0	0- 0	CONFERENCE	0- 0	0- 0	6- 7				
4- 3	0- 0	0- 0	HOME	0- 0	0- 0	4- 3				
2- 4	0- 0	0- 0	AWAY	0- 0	0- 0	2- 4				
0- 0	0- 0	0- 0	NEUTRAL	0- 0	0- 0	0- 0				

RPI 1-25			RPI 26-50			RPI 51-100			RPI 101+			Team's RPI: 308
RPI	S	Opponent	Score	RPI	S	Opponent	Score	RPI	S	Opponent	Score	
								108	N	Central Ark.	38	51
								139	A	UAB	38	71
								147	A	Davidson	51	63
								151	A	Jacksonville	47	79
								165	A	Hampton	50	63
								222	A	Furman	46	59
								233	H	Morgan St.	56	62
								248	A	Clemson	54	63
								249	H	N.C. A&T	54	57
								259	A	Bethune-Cookman	50	65
								263	H	Coppin St.	67	63
								289	A	Florida A&M	68	62
								293	A	UMES	55	61
								293	H	UMES	56	63
								294	H	Savannah St.	56	43
								306	H	Wofford	60	47
								321	A	North Florida	53	48
								326	A	Delaware St.	61	79
								326	H	Delaware St.	61	48
								346	A	Norfolk St.	60	52
								349	H	N.C. Central	58	51
LAST 12 Division I GAMES:												
293	A	UMES	55	61	346	A	Norfolk St.	60	52			
294	H	Savannah St.	56	43	293	H	UMES	56	63			
233	H	Morgan St.	56	62	326	H	Delaware St.	61	48			
263	H	Coppin St.	67	63	249	H	N.C. A&T	54	57			
326	A	Delaware St.	61	79	349	H	N.C. Central	58	51			
165	A	Hampton	50	63	151	A	Jacksonville	47	79			

Non-Div I Games: Morris 90 39 Southern Wesleyan 75 52

South Carolina St.

Loss, Non-Conf, S Site, H Home A Away N Neutral

# South Dakota

Through Games Of Feb. 20, 2016

Average RPI Win:	207	WON-LOST	WINNING	LAST 10	STRENGTH OF	OPP. STRENGTH	TEAM	ADJ.	CONF.	ADJ CONF.
Average RPI Loss:	82	RECORD	PCT. RANK	GAMES	SCHEDULE	OF SCHEDULE	RPI	RPI	RPI	RPI
DIV. I ONLY	21- 5	28	10- 0	218	120	68	68	18	18	
DIV. I NON-CONF.	8- 4	99	0- 0	209	10	92	92	19	19	
TOTALS	RPI 1-25	RPI 26-50	W-L RECORDS	RPI 51-100	RPI 101-150	RPI 150+				
21- 5	0- 0	0- 2	OVERALL	3- 1	4- 2	14- 0				
11- 1	0- 0	0- 1	HOME	2- 0	3- 0	6- 0				
9- 4	0- 0	0- 1	AWAY	1- 1	1- 2	7- 0				
1- 0	0- 0	0- 0	NEUTRAL	0- 0	0- 0	1- 0				
8- 4	0- 0	0- 2	NON-CONFERENCE	1- 1	2- 1	5- 0				
3- 1	0- 0	0- 1	HOME	1- 0	1- 0	1- 0				
4- 3	0- 0	0- 1	AWAY	0- 1	1- 1	3- 0				
1- 0	0- 0	0- 0	NEUTRAL	0- 0	0- 0	1- 0				
13- 1	0- 0	0- 0	CONFERENCE	2- 0	2- 1	9- 0				
8- 0	0- 0	0- 0	HOME	1- 0	2- 0	5- 0				
5- 1	0- 0	0- 0	AWAY	1- 0	0- 1	4- 0				
0- 0	0- 0	0- 0	NEUTRAL	0- 0	0- 0	0- 0				

RPI 1-25			RPI 26-50			RPI 51-100			Team's RPI: 68			RPI 101+			
RPI	S	Opponent	Score	RPI	S	Opponent	Score	RPI	S	Opponent	Score	RPI	S	Opponent	Score
29	H	Washington	64 77	63	A	South Dakota St.	63 58	109	A	UNI	43 64				
49	A	Kansas St.	81 84	63	H	South Dakota St.	80 75	110	H	Drake	92 87				
				74	A	Utah	59 66	116	A	North Dakota	73 70				
				89	H	Marquette	97 69	125	H	IUPUI	65 59				
								148	A	Oral Roberts	56 60				
								148	H	Oral Roberts	71 48				
								154	A	Illinois	85 76				
								188	A	Fla. Atlantic	76 53				
								196	A	San Jose St.	87 77				
								227	A	Western Ill.	102 77				
								227	H	Western Ill.	86 50				
								257	A	Omaha	70 55				
								257	H	Omaha	82 76				
								272	N	Appalachian St.	87 60				
								296	A	Denver	79 33				
								296	H	Denver	85 60				
								314	H	Portland St.	103 61				
								315	A	North Dakota St.	96 94				
								315	H	North Dakota St.	80 54				
								317	H	IPFW	92 60				
LAST 12 Division I GAMES:															
63	H	South Dakota St.	80 75	227	A	Western Ill.	102 77								
227	H	Western Ill.	86 50	125	H	IUPUI	65 59								
148	H	Oral Roberts	71 48	317	H	IPFW	92 60								
257	A	Omaha	70 55	63	A	South Dakota St.	63 58								
296	A	Denver	79 33	315	A	North Dakota St.	96 94								
315	H	North Dakota St.	80 54	257	H	Omaha	82 76								

Non-Div I Games: Dakota Wesleyan 94 54

South Dakota

Loss, Non-Conf, S Site, H Home A Away N Neutral

Average RPI Win:	209	WON-LOST	WINNING	LAST 10	STRENGTH OF	OPP. STRENGTH	TEAM	ADJ.	CONF.	ADJ CONF.
Average RPI Loss:	35	RECORD	PCT. RANK	GAMES	SCHEDULE	OF SCHEDULE	RPI	RPI	RPI	RPI
DIV. I ONLY	22- 5	26	8- 2	164	122	63	63	18	18	
DIV. I NON-CONF.	10- 3	61	0- 0	49	16	31	31	19	19	
TOTALS	RPI 1-25	RPI 26-50	W-L RECORDS	RPI 51-100	RPI 101-150	RPI 150+				
22- 5	1- 2	0- 1	OVERALL	0- 2	8- 0	13- 0				
13- 2	1- 1	0- 0	HOME	0- 1	4- 0	8- 0				
7- 2	0- 0	0- 1	AWAY	0- 1	2- 0	5- 0				
2- 1	0- 1	0- 0	NEUTRAL	0- 0	2- 0	0- 0				
10- 3	1- 2	0- 1	NON-CONFERENCE	0- 0	5- 0	4- 0				
6- 1	1- 1	0- 0	HOME	0- 0	2- 0	3- 0				
2- 1	0- 0	0- 1	AWAY	0- 0	1- 0	1- 0				
2- 1	0- 1	0- 0	NEUTRAL	0- 0	2- 0	0- 0				
12- 2	0- 0	0- 0	CONFERENCE	0- 2	3- 0	9- 0				
7- 1	0- 0	0- 0	HOME	0- 1	2- 0	5- 0				
5- 1	0- 0	0- 0	AWAY	0- 1	1- 0	4- 0				
0- 0	0- 0	0- 0	NEUTRAL	0- 0	0- 0	0- 0				

RPI 1-25				RPI 26-50				RPI 51-100				RPI 101+ Team's RPI: 63			
RPI	S	Opponent	Score	RPI	S	Opponent	Score	RPI	S	Opponent	Score	RPI	S	Opponent	Score
1	H	Notre Dame	64 75	26	A	Green Bay	57 58	68	A	South Dakota	75 80	109	H	UNI	89 86
11	N	Maryland	55 62					68	H	South Dakota	58 63	120	N	Pittsburgh	55 54
22	H	DePaul	88 79									125	H	IUPUI	68 66
												133	H	Arkansas	76 69
												138	A	Creighton	53 51
												145	N	Old Dominion	71 39
												148	A	Oral Roberts	68 50
												148	H	Oral Roberts	60 48
												175	H	Northern Colo.	66 62
												178	H	Marist	77 68
												227	H	Western Ill.	85 63
												254	A	Bowling Green	58 45
												257	A	Omaha	65 47
												257	H	Omaha	68 58
												296	A	Denver	76 39
												296	H	Denver	80 52
												314	H	Portland St.	74 65
												315	A	North Dakota St.	81 63
												315	H	North Dakota St.	81 47
												317	A	IPFW	61 42
												317	H	IPFW	92 64
LAST 12 Division I GAMES:															
				68	A	South Dakota	75 80	148	A	Oral Roberts	68 50				
				296	H	Denver	80 52	227	H	Western Ill.	85 63				
				317	H	IPFW	92 64	125	H	IUPUI	68 66				
				148	H	Oral Roberts	60 48	68	H	South Dakota	58 63				
				315	H	North Dakota St.	81 47	317	A	IPFW	61 42				
				257	A	Omaha	65 47	257	H	Omaha	68 58				

Non-Div I Games:

South Dakota St.



Average RPI Win:	154	WON-LOST	WINNING	LAST 10	STRENGTH OF	OPP. STRENGTH	TEAM	ADJ.	CONF.	ADJ CONF.
Average RPI Loss:	38	RECORD	PCT. RANK	GAMES	SCHEDULE	OF SCHEDULE	RPI	RPI	RPI	RPI
DIV. I ONLY	18- 7	62	3- 3	66	49	42	42	9	9	
DIV. I NON-CONF.	7- 4	110	0- 2	9	5	25	25	7	7	
TOTALS	RPI 1-25	RPI 26-50	W-L RECORDS	RPI 51-100	RPI 101-150	RPI 150+				
18- 7	1- 3	0- 2	OVERALL	4- 1	2- 1	11- 0				
13- 1	1- 1	0- 0	HOME	3- 0	2- 0	7- 0				
5- 5	0- 1	0- 0	AWAY	1- 1	0- 0	4- 0				
0- 1	0- 0	0- 1	NEUTRAL	0- 0	0- 0	0- 0				
7- 4	1- 2	0- 2	NON-CONFERENCE	2- 0	2- 0	2- 0				
7- 0	1- 0	0- 0	HOME	2- 0	2- 0	2- 0				
0- 3	0- 2	0- 1	AWAY	0- 0	0- 0	0- 0				
0- 1	0- 0	0- 1	NEUTRAL	0- 0	0- 0	0- 0				
11- 3	0- 1	0- 0	CONFERENCE	2- 1	0- 1	9- 0				
6- 1	0- 1	0- 0	HOME	1- 0	0- 0	5- 0				
5- 2	0- 0	0- 0	AWAY	1- 1	0- 1	4- 0				
0- 0	0- 0	0- 0	NEUTRAL	0- 0	0- 0	0- 0				

RPI	S	Opponent	Score	RPI	S	Opponent	Score	Team's RPI: 42	RPI	S	Opponent	Score	RPI	S	Opponent	Score
3	H	UConn	59 75	32	N	Mississippi St.	58 68		53	H	Chattanooga	61 33	103	H	Harvard	86 59
4	A	Baylor	63 66	35	A	St. John's (NY)	70 74		69	A	Temple	66 68	106	A	Memphis	87 88
17	A	Louisville	50 67						83	A	Tulane	71 67	127	H	Penn St.	101 79
19	H	Oklahoma St.	68 46						83	H	Tulane	77 65	151	H	Jacksonville	74 52
									94	H	Drexel	73 58	161	A	East Carolina	61 59
													161	H	East Carolina	75 54
													170	A	SMU	66 48
													170	H	SMU	83 56
													195	A	Cincinnati	78 51
													195	H	Cincinnati	82 49
													199	H	Butler	87 77
													266	A	UCF	88 49
													266	H	UCF	108 63
													280	H	Houston	73 49
LAST 12 Division I GAMES:																
4	A	Baylor	63 66	170	A	SMU	66 48									
17	A	Louisville	50 67	280	H	Houston	73 49									
195	A	Cincinnati	78 51	266	A	UCF	88 49									
83	H	Tulane	77 65	106	A	Memphis	87 88									
69	A	Temple	66 68	161	H	East Carolina	75 54									
195	H	Cincinnati	82 49	83	A	Tulane	71 67									

Non-Div I Games:

South Fla.

■ Loss, 
 ■ Non-Conf, 
 ■ S Site, 
 ■ Home 
 ■ A Away 
 N Neutral

Average RPI Win:	277	WON-LOST	WINNING	LAST 10	STRENGTH OF	OPP. STRENGTH	TEAM	ADJ.	CONF.	ADJ CONF.
Average RPI Loss:	146	RECORD	PCT. RANK	GAMES	SCHEDULE	OF SCHEDULE	RPI	RPI	RPI	RPI
DIV. I ONLY	13- 12	160	3- 5	264	302	206	206	24	24	
DIV. I NON-CONF.	5- 6	180	0- 1	176	334	176	176	24	24	
TOTALS	RPI 1-25	RPI 26-50	W-L RECORDS	RPI 51-100	RPI 101-150	RPI 150+				
13- 12	0- 0	0- 1	OVERALL	1- 4	0- 2	12- 5				
7- 3	0- 0	0- 0	HOME	1- 1	0- 2	6- 0				
6- 7	0- 0	0- 1	AWAY	0- 2	0- 0	6- 4				
0- 2	0- 0	0- 0	NEUTRAL	0- 1	0- 0	0- 1				
5- 6	0- 0	0- 1	NON-CONFERENCE	0- 2	0- 2	5- 1				
1- 2	0- 0	0- 0	HOME	0- 0	0- 2	1- 0				
4- 2	0- 0	0- 1	AWAY	0- 1	0- 0	4- 0				
0- 2	0- 0	0- 0	NEUTRAL	0- 1	0- 0	0- 1				
8- 6	0- 0	0- 0	CONFERENCE	1- 2	0- 0	7- 4				
6- 1	0- 0	0- 0	HOME	1- 1	0- 0	5- 0				
2- 5	0- 0	0- 0	AWAY	0- 1	0- 0	2- 4				
0- 0	0- 0	0- 0	NEUTRAL	0- 0	0- 0	0- 0				

RPI S	Opponent	Score	RPI S	Opponent	Score	RPI S	Opponent	Score	RPI S	Opponent	Score	Team's RPI: 206
33	A Missouri	32 74	54	N UC Riverside	67 85	108	H Central Ark.	54 63				
			57	A Saint Louis	52 67	135	H Southern Ill.	72 87				
			88	A UT Martin	65 95	167	A SIUE	73 80				
			88	H UT Martin	74 84	185	A Eastern Ky.	55 56				
			99	H Belmont	81 74	227	A Western Ill.	89 84				
						229	N Idaho St.	64 65				
						261	H Tennessee St.	75 65				
						268	H Austin Peay	71 69				
						271	A Murray St.	61 80				
						271	H Murray St.	96 59				
						273	A Tennessee Tech	60 57				
						288	H Jacksonville St.	61 47				
						291	A Wichita St.	66 62				
						302	H UMKC	78 65				
						304	A Morehead St.	89 79				
						334	A Lipscomb	84 69				
						341	A Eastern Ill.	59 64				
						341	H Eastern Ill.	82 52				
						347	A Alabama A&M	69 58				
LAST 12 Division I GAMES:												
54	N UC Riverside	67 85	268	H Austin Peay	71 69							
341	H Eastern Ill.	82 52	88	H UT Martin	74 84							
271	A Murray St.	61 80	167	A SIUE	73 80							
88	A UT Martin	65 95	273	A Tennessee Tech	60 57							
341	A Eastern Ill.	59 64	288	H Jacksonville St.	61 47							
271	H Murray St.	96 59	185	A Eastern Ky.	55 56							

Non-Div I Games: Harris-Stowe 78 66 William Woods 94 58

Southeast Mo. St.

Loss, Non-Conf, S Site, H Home A Away N Neutral

Average RPI Win:	276	WON-LOST	WINNING	LAST 10	STRENGTH OF	OPP. STRENGTH	TEAM	ADJ.	CONF.	ADJ CONF.
Average RPI Loss:	177	RECORD	PCT. RANK	GAMES	SCHEDULE	OF SCHEDULE	RPI	RPI	RPI	RPI
DIV. I ONLY	4- 20	320	2- 8	195	256	313	313	27	27	
DIV. I NON-CONF.	1- 10	330	0- 0	139	186	281	281	26	26	
TOTALS	RPI 1-25	RPI 26-50	W-L RECORDS	RPI 51-100	RPI 101-150	RPI 150+				
4- 20	0- 0	0- 1	OVERALL	0- 3	0- 6	4- 10				
3- 8	0- 0	0- 0	HOME	0- 2	0- 0	3- 6				
1- 12	0- 0	0- 1	AWAY	0- 1	0- 6	1- 4				
0- 0	0- 0	0- 0	NEUTRAL	0- 0	0- 0	0- 0				
1- 10	0- 0	0- 1	NON-CONFERENCE	0- 2	0- 4	1- 3				
0- 4	0- 0	0- 0	HOME	0- 1	0- 0	0- 3				
1- 6	0- 0	0- 1	AWAY	0- 1	0- 4	1- 0				
0- 0	0- 0	0- 0	NEUTRAL	0- 0	0- 0	0- 0				
3- 10	0- 0	0- 0	CONFERENCE	0- 1	0- 2	3- 7				
3- 4	0- 0	0- 0	HOME	0- 1	0- 0	3- 3				
0- 6	0- 0	0- 0	AWAY	0- 0	0- 2	0- 4				
0- 0	0- 0	0- 0	NEUTRAL	0- 0	0- 0	0- 0				

RPI S	Opponent	Score	RPI S	Opponent	Score	RPI S	Opponent	Score	RPI S	Opponent	Score	Team's RPI: 313
			32 A	Mississippi St.	41 81	52 H	Auburn	68 80	104 A	Wright St.	72 106	
						60 H	Abilene Christian	72 88	108 A	Central Ark.	58 80	
						86 A	Georgia Tech	49 102	129 A	Northwestern St.	62 82	
									133 A	Arkansas	53 97	
									140 A	Texas Tech	51 113	
									142 A	Xavier	27 67	
									163 A	McNeese St.	79 96	
									163 H	McNeese St.	74 83	
									179 H	Troy	90 100	
									214 H	Stephen F. Austin	65 56	
									235 A	Sam Houston St.	56 80	
									246 A	Houston Baptist	56 64	
									283 H	Lamar	73 66	
									289 A	Florida A&M	62 57	
									290 H	La.-Monroe	84 88	
									299 H	Jackson St.	72 79	
									312 A	A&M-Corpus Christi	67 69	
									319 H	Nicholls St.	78 68	
									330 H	Incarinate Word	66 70	
									332 H	New Orleans	51 62	
LAST 12 Division I GAMES:												
			332 H	New Orleans	51 62	163 A	McNeese St.	79 96				
			319 H	Nicholls St.	78 68	312 A	A&M-Corpus Christi	67 69				
			163 H	McNeese St.	74 83	330 H	Incarinate Word	66 70				
			60 H	Abilene Christian	72 88	283 H	Lamar	73 66				
			108 A	Central Ark.	58 80	246 A	Houston Baptist	56 64				
			129 A	Northwestern St.	62 82	235 A	Sam Houston St.	56 80				

Non-Div I Games:

Southeastern La.

■ Loss, 
 ■ Non-Conf, S Site, 
 ■ Home 
 ■ Away 
 N Neutral

Average RPI Win:	137	WON-LOST	WINNING	LAST 10	STRENGTH OF	OPP. STRENGTH	TEAM	ADJ.	CONF.	ADJ CONF.
Average RPI Loss:	39	RECORD	PCT. RANK	GAMES	SCHEDULE	OF SCHEDULE	RPI	RPI	RPI	RPI
DIV. I ONLY	17- 9	83	4- 6	11	50	40	40	1	1	
DIV. I NON-CONF.	11- 0	1	0- 0	59	321	8	8	1	1	
TOTALS	RPI 1-25	RPI 26-50	W-L RECORDS	RPI 51-100	RPI 101-150	RPI 150+				
17- 9	1- 5	2- 2	OVERALL	5- 1	4- 0	5- 1				
11- 3	1- 2	1- 1	HOME	4- 0	1- 0	4- 0				
3- 6	0- 3	0- 1	AWAY	1- 1	2- 0	0- 1				
3- 0	0- 0	1- 0	NEUTRAL	0- 0	1- 0	1- 0				
11- 0	0- 0	2- 0	NON-CONFERENCE	1- 0	3- 0	5- 0				
7- 0	0- 0	1- 0	HOME	1- 0	1- 0	4- 0				
1- 0	0- 0	0- 0	AWAY	0- 0	1- 0	0- 0				
3- 0	0- 0	1- 0	NEUTRAL	0- 0	1- 0	1- 0				
6- 9	1- 5	0- 2	CONFERENCE	4- 1	1- 0	0- 1				
4- 3	1- 2	0- 1	HOME	3- 0	0- 0	0- 0				
2- 6	0- 3	0- 1	AWAY	1- 1	1- 0	0- 1				
0- 0	0- 0	0- 0	NEUTRAL	0- 0	0- 0	0- 0				

RPI 1-25				RPI 26-50				Team's RPI: 40				RPI 51-100				RPI 101+			
RPI	S	Opponent	Score	RPI	S	Opponent	Score	RPI	S	Opponent	Score	RPI	S	Opponent	Score	RPI	S	Opponent	Score
7	A	UCLA	73 78	29	A	Washington	60 69	61	H	Santa Clara	81 46	107	A	Gonzaga	60 56				
7	H	UCLA	71 68	29	H	Washington	53 61	65	H	Oregon	74 67	115	N	Iona	76 56				
8	A	Oregon St.	52 76	37	N	West Virginia	78 67	74	A	Utah	70 59	124	A	Arizona	67 57				
8	H	Oregon St.	49 57	48	H	Albany (NY)	68 67	77	A	Washington St.	61 73	136	H	Long Beach St.	69 43				
9	A	Arizona St.	68 69					77	H	Washington St.	64 62	176	A	Colorado	63 66				
10	H	Stanford	47 57					84	H	California	61 47	211	H	UNLV	73 42				
												226	N	Grand Canyon	75 44				
												289	H	Florida A&M	88 45				
												328	H	Southern Utah	71 32				
												336	H	UC Irvine	75 56				
LAST 12 Division I GAMES:																			
		8	A	Oregon St.	52	76				74	A	Utah	70	59					
		77	H	Washington St.	64	62				84	H	California	61	47					
		29	H	Washington	53	61				10	H	Stanford	47	57					
		9	A	Arizona St.	68	69				29	A	Washington	60	69					
		124	A	Arizona	67	57				77	A	Washington St.	61	73					
		176	A	Colorado	63	66				7	H	UCLA	71	68					

Non-Div I Games: Hope Int'l 92 43

Southern California

■ Loss, 
 ■ Non-Conf, 
 ■ S Site, 
 ■ Home 
 ■ A Away 
 N Neutral

Average RPI Win: <b>229</b>	WON-LOST	WINNING	LAST 10	STRENGTH OF	OPP. STRENGTH	TEAM	ADJ.	CONF.	ADJ CONF.
Average RPI Loss: <b>138</b>	RECORD	PCT. RANK	GAMES	SCHEDULE	OF SCHEDULE	RPI	RPI	RPI	RPI
DIV. I ONLY	16- 9	93	4- 1	235	206	135	135	21	21
DIV. I NON-CONF.	7- 5	135	1- 0	132	227	123	123	17	17
<hr/>									
TOTALS	RPI 1-25	RPI 26-50	W-L RECORDS	RPI 51-100	RPI 101-150	RPI 150+			
16- 9	0- 1	0- 0	OVERALL	1- 2	3- 2	12- 4			
9- 3	0- 0	0- 0	HOME	1- 1	0- 1	8- 1			
7- 6	0- 1	0- 0	AWAY	0- 1	3- 1	4- 3			
0- 0	0- 0	0- 0	NEUTRAL	0- 0	0- 0	0- 0			
7- 5	0- 1	0- 0	NON-CONFERENCE	0- 1	1- 2	6- 1			
4- 2	0- 0	0- 0	HOME	0- 1	0- 1	4- 0			
3- 3	0- 1	0- 0	AWAY	0- 0	1- 1	2- 1			
0- 0	0- 0	0- 0	NEUTRAL	0- 0	0- 0	0- 0			
9- 4	0- 0	0- 0	CONFERENCE	1- 1	2- 0	6- 3			
5- 1	0- 0	0- 0	HOME	1- 0	0- 0	4- 1			
4- 3	0- 0	0- 0	AWAY	0- 1	2- 0	2- 2			
0- 0	0- 0	0- 0	NEUTRAL	0- 0	0- 0	0- 0			

RPI 1-25				RPI 26-50				RPI 51-100				RPI 101+ Team's RPI: 135			
RPI	S	Opponent	Score	RPI	S	Opponent	Score	RPI	S	Opponent	Score	RPI	S	Opponent	Score
22	A	DePaul	61 105					88	H	UT Martin	63 70	106	A	Memphis	58 61
								92	A	Missouri St.	77 82	109	A	UNI	65 60
								92	H	Missouri St.	69 61	110	A	Drake	77 67
												111	A	Mercer	55 52
												150	H	Marshall	55 61
												154	A	Illinois	64 78
												167	H	SIUE	71 57
												169	A	Loyola Chicago	59 83
												169	H	Loyola Chicago	68 69
												206	A	Southeast Mo. St.	87 72
												219	H	Siena	73 54
												231	H	Indiana St.	76 64
												261	H	Tennessee St.	79 70
												271	A	Murray St.	70 57
												291	A	Wichita St.	48 57
												304	H	Morehead St.	102 69
												307	A	Bradley	65 51
												307	H	Bradley	75 49
												316	H	Illinois St.	76 71
												329	A	Evansville	66 63
												329	H	Evansville	74 56
LAST 12 Division I GAMES:															
261	H	Tennessee St.	79 70	231	H	Indiana St.	76 64								
92	H	Missouri St.	69 61	92	A	Missouri St.	77 82								
329	A	Evansville	66 63	291	A	Wichita St.	48 57								
307	A	Bradley	65 51	329	H	Evansville	74 56								
169	A	Loyola Chicago	59 83	169	H	Loyola Chicago	68 69								
316	H	Illinois St.	76 71	307	H	Bradley	75 49								

Non-Div I Games:

Southern Ill.

■ Loss, 
 ■ Non-Conf, 
 ■ S Site, 
 ■ H Home 
 ■ A Away 
 N Neutral

Average RPI Win:	228	WON-LOST	WINNING	LAST 10	STRENGTH OF	OPP. STRENGTH	TEAM	ADJ.	CONF.	ADJ CONF.
Average RPI Loss:	94	RECORD	PCT. RANK	GAMES	SCHEDULE	OF SCHEDULE	RPI	RPI	RPI	RPI
DIV. I ONLY	12- 12	171	2- 4	144	116	149	149	11	11	
DIV. I NON-CONF.	6- 4	125	1- 1	105	128	105	105	10	10	
TOTALS	RPI 1-25	RPI 26-50	W-L RECORDS	RPI 51-100	RPI 101-150	RPI 150+				
12- 12	0- 3	0- 1	OVERALL	0- 3	1- 3	11- 2				
11- 1	0- 1	0- 0	HOME	0- 0	1- 0	10- 0				
1- 10	0- 2	0- 1	AWAY	0- 3	0- 2	1- 2				
0- 1	0- 0	0- 0	NEUTRAL	0- 0	0- 1	0- 0				
6- 4	0- 1	0- 1	NON-CONFERENCE	0- 1	1- 1	5- 0				
5- 0	0- 0	0- 0	HOME	0- 0	1- 0	4- 0				
1- 3	0- 1	0- 1	AWAY	0- 1	0- 0	1- 0				
0- 1	0- 0	0- 0	NEUTRAL	0- 0	0- 1	0- 0				
6- 8	0- 2	0- 0	CONFERENCE	0- 2	0- 2	6- 2				
6- 1	0- 1	0- 0	HOME	0- 0	0- 0	6- 0				
0- 7	0- 1	0- 0	AWAY	0- 2	0- 2	0- 2				
0- 0	0- 0	0- 0	NEUTRAL	0- 0	0- 0	0- 0				

RPI 1-25				RPI 26-50				RPI 51-100				RPI 101+ Team's RPI: 149			
RPI	S	Opponent	Score	RPI	S	Opponent	Score	RPI	S	Opponent	Score	RPI	S	Opponent	Score
4	A	Baylor	42 97	32	A	Mississippi St.	65 78	53	A	Chattanooga	48 53	112	H	Samford	56 48
24	A	UTEP	64 72					76	A	Middle Tenn.	44 74	117	N	North Carolina	62 69
24	H	UTEP	54 57					79	A	Charlotte	59 80	139	A	UAB	49 53
												145	A	Old Dominion	45 53
												162	H	Ole Miss	57 38
												171	A	Louisiana Tech	37 72
												171	H	Louisiana Tech	69 59
												186	H	South Ala.	71 51
												188	H	Fla. Atlantic	89 80
												223	H	North Texas	57 38
												224	H	Rice	68 62
												262	A	UTSA	41 47
												262	H	UTSA	65 53
												273	A	Tennessee Tech	69 57
												281	H	Alabama St.	65 44
												300	H	FIU	82 55
												348	H	Mississippi Val.	71 55
LAST 12 Division I GAMES:															
112	H	Samford	56 48	224	H	Rice	68 62								
53	A	Chattanooga	48 53	223	H	North Texas	57 38								
262	H	UTSA	65 53	262	A	UTSA	41 47								
24	H	UTEP	54 57	24	A	UTEP	64 72								
76	A	Middle Tenn.	44 74	171	A	Louisiana Tech	37 72								
139	A	UAB	49 53	300	H	FIU	82 55								

Non-Div I Games: William Carey 75 34

Southern Miss.

■ Loss, 
 ■ Non-Conf, 
 ■ S Site, 
 ■ H Home 
 ■ A Away 
 N Neutral

Average RPI Win:	297	WON-LOST	WINNING	LAST 10	STRENGTH OF	OPP. STRENGTH	TEAM	ADJ.	CONF.	ADJ CONF.
Average RPI Loss:	115	RECORD	PCT. RANK	GAMES	SCHEDULE	OF SCHEDULE	RPI	RPI	RPI	RPI
DIV. I ONLY	12- 9	134	8- 2	261	311	166	166	32	32	
DIV. I NON-CONF.	1- 6	311	0- 0	11	4	166	166	31	31	
TOTALS	RPI 1-25	RPI 26-50	W-L RECORDS	RPI 51-100	RPI 101-150	RPI 150+				
12- 9	0- 2	0- 1	OVERALL	0- 3	0- 0	12- 3				
7- 1	0- 0	0- 0	HOME	0- 0	0- 0	7- 1				
5- 8	0- 1	0- 1	AWAY	0- 3	0- 0	5- 2				
0- 0	0- 0	0- 0	NEUTRAL	0- 0	0- 0	0- 0				
1- 6	0- 2	0- 1	NON-CONFERENCE	0- 3	0- 0	1- 0				
1- 0	0- 0	0- 0	HOME	0- 0	0- 0	1- 0				
0- 6	0- 2	0- 1	AWAY	0- 3	0- 0	0- 0				
0- 0	0- 0	0- 0	NEUTRAL	0- 0	0- 0	0- 0				
11- 3	0- 0	0- 0	CONFERENCE	0- 0	0- 0	11- 3				
6- 1	0- 0	0- 0	HOME	0- 0	0- 0	6- 1				
5- 2	0- 0	0- 0	AWAY	0- 0	0- 0	5- 2				
0- 0	0- 0	0- 0	NEUTRAL	0- 0	0- 0	0- 0				

RPI 1-25				RPI 26-50				RPI 51-100				RPI 101+ Team's RPI: 166			
RPI	S	Opponent	Score	RPI	S	Opponent	Score	RPI	S	Opponent	Score	RPI	S	Opponent	Score
11	A	Maryland	61 94	49	A	Kansas St.	47 59	70	A	Nebraska	38 89	183	A	Grambling	52 65
15	A	Texas A&M	47 88					83	A	Tulane	48 77	183	H	Grambling	80 68
								97	A	Iowa St.	46 86	186	H	South Ala.	50 45
												245	A	Texas Southern	45 59
												281	A	Alabama St.	57 55
												281	H	Alabama St.	59 60
												282	A	Prairie View	65 55
												299	A	Jackson St.	66 57
												299	H	Jackson St.	84 57
												310	H	Alcorn	66 57
												342	A	Ark.-Pine Bluff	78 61
												342	H	Ark.-Pine Bluff	74 70
												347	H	Alabama A&M	77 38
												348	A	Mississippi Val.	99 36
												348	H	Mississippi Val.	78 26
LAST 12 Division I GAMES:															
281	A	Alabama St.	57 55	347	H	Alabama A&M	77 38								
348	H	Mississippi Val.	78 26	281	H	Alabama St.	59 60								
342	H	Ark.-Pine Bluff	74 70	348	A	Mississippi Val.	99 36								
299	A	Jackson St.	66 57	342	A	Ark.-Pine Bluff	78 61								
183	A	Grambling	52 65	299	H	Jackson St.	84 57								
310	H	Alcorn	66 57	183	H	Grambling	80 68								

Non-Div I Games:      Tougaloo                      81   48                      Spring Hill                      65   46

Southern U.

Loss, Non-Conf, S Site, H Home A Away N Neutral

## Southern Utah

Through Games Of Feb. 20, 2016

Average RPI Win:	321	WON-LOST	WINNING	LAST 10	STRENGTH OF	OPP. STRENGTH	TEAM	ADJ.	CONF.	ADJ CONF.
Average RPI Loss:	183	RECORD	PCT. RANK	GAMES	SCHEDULE	OF SCHEDULE	RPI	RPI	RPI	RPI
DIV. I ONLY	2- 23	345	0- 10	128	339	328	328	20	20	
DIV. I NON-CONF.	2- 8	290	0- 0	272	303	324	324	22	22	
TOTALS	RPI 1-25	RPI 26-50	W-L RECORDS	RPI 51-100	RPI 101-150	RPI 150+				
2- 23	0- 0	0- 1	OVERALL	0- 2	0- 3	2- 17				
2- 7	0- 0	0- 0	HOME	0- 0	0- 1	2- 6				
0- 15	0- 0	0- 1	AWAY	0- 2	0- 2	0- 10				
0- 1	0- 0	0- 0	NEUTRAL	0- 0	0- 0	0- 1				
2- 8	0- 0	0- 1	NON-CONFERENCE	0- 2	0- 0	2- 5				
2- 1	0- 0	0- 0	HOME	0- 0	0- 0	2- 1				
0- 6	0- 0	0- 1	AWAY	0- 2	0- 0	0- 3				
0- 1	0- 0	0- 0	NEUTRAL	0- 0	0- 0	0- 1				
0- 15	0- 0	0- 0	CONFERENCE	0- 0	0- 3	0- 12				
0- 6	0- 0	0- 0	HOME	0- 0	0- 1	0- 5				
0- 9	0- 0	0- 0	AWAY	0- 0	0- 2	0- 7				
0- 0	0- 0	0- 0	NEUTRAL	0- 0	0- 0	0- 0				

RPI S	Opponent	Score	RPI S	Opponent	Score	RPI S	Opponent	Score	RPI S	Opponent	Score	Team's RPI: 328
40	A Southern California	32 71	85	A TCU	47 76	116	A North Dakota	56 68	137	A Idaho	48 93	
			95	A New Mexico St.	60 74	137	H Idaho	51 62	164	A Montana St.	59 86	
						164	H Montana St.	66 87	175	A Northern Colo.	44 64	
						181	A New Mexico	48 70	191	A Montana	60 66	
						191	H Montana	50 81	191	A Weber St.	56 75	
						197	H Weber St.	51 69	197	H Eastern Wash.	53 64	
						198	A Eastern Wash.	82 85	198	H Eastern Wash.	82 85	
						207	A Utah Valley	58 70	211	A UNLV	44 79	
						229	A Idaho St.	47 64	229	A Idaho St.	67 71	
						229	H Idaho St.	67 71	249	N N.C. A&T	65 78	
						275	A Northern Ariz.	48 57	298	H CSUN	67 65	
						336	H UC Irvine	58 63	344	H Air Force	75 56	
LAST 12 Division I GAMES:												
229	A Idaho St.	47 64	197	H Weber St.	51 69	229	H Idaho St.	67 71	116	A North Dakota	56 68	
197	A Weber St.	56 75	116	A North Dakota	56 68	175	A Northern Colo.	44 64	137	H Idaho	51 62	
164	H Montana St.	66 87	175	A Northern Colo.	44 64	137	H Idaho	51 62	198	H Eastern Wash.	82 85	
191	H Montana	50 81	137	H Idaho	51 62	198	H Eastern Wash.	82 85				
198	A Eastern Wash.	53 64	198	H Eastern Wash.	82 85							
137	A Idaho	48 93										

Non-Div I Games:

Southern Utah

■ Loss, 
 ■ Non-Conf, 
 ■ S Site, 
 ■ Home 
 ■ A Away 
 N Neutral



Average RPI Win:	158	WON-LOST	WINNING	LAST 10	STRENGTH OF	OPP. STRENGTH	TEAM	ADJ.	CONF.	ADJ CONF.
Average RPI Loss:	90	RECORD	PCT. RANK	GAMES	SCHEDULE	OF SCHEDULE	RPI	RPI	RPI	RPI
DIV. I ONLY	22- 5	26	7- 3	129	86	36	36	7	7	
DIV. I NON-CONF.	11- 2	28	0- 0	161	78	37	37	8	8	
TOTALS	RPI 1-25	RPI 26-50	W-L RECORDS	RPI 51-100	RPI 101-150	RPI 150+				
22- 5	0- 2	2- 0	OVERALL	4- 2	5- 0	11- 1				
15- 0	0- 0	2- 0	HOME	3- 0	3- 0	7- 0				
7- 5	0- 1	0- 0	AWAY	1- 2	2- 0	4- 0				
0- 0	0- 0	0- 0	NEUTRAL	0- 0	0- 0	0- 0				
11- 2	0- 1	1- 0	NON-CONFERENCE	2- 1	3- 0	5- 0				
8- 0	0- 0	1- 0	HOME	2- 0	2- 0	3- 0				
3- 2	0- 1	0- 0	AWAY	0- 1	1- 0	2- 0				
0- 0	0- 0	0- 0	NEUTRAL	0- 0	0- 0	0- 0				
11- 3	0- 1	1- 0	CONFERENCE	2- 1	2- 0	6- 1				
7- 0	0- 0	1- 0	HOME	1- 0	1- 0	4- 0				
4- 3	0- 1	0- 0	AWAY	1- 1	1- 0	2- 1				
0- 0	0- 0	0- 0	NEUTRAL	0- 0	0- 0	0- 0				

RPI 1-25				RPI 26-50				Team's RPI: 36				RPI 51-100				RPI 101+			
RPI	S	Opponent	Score	RPI	S	Opponent	Score	RPI	S	Opponent	Score	RPI	S	Opponent	Score	RPI	S	Opponent	Score
21	A	Duquesne	62 74	34	H	James Madison	56 45	57	H	Saint Louis	80 59	105	H	Saint Joseph's	65 51				
22	A	DePaul	54 77	41	H	George Washington	69 67	59	A	Dayton	59 54	127	H	Penn St.	70 60				
								81	A	VCU	47 52	141	H	Buffalo	59 32				
								90	H	Georgetown	69 54	143	A	Stony Brook	73 68				
								94	A	Drexel	46 58	147	A	Davidson	59 47				
								98	H	Toledo	74 63	157	H	Detroit	84 73				
												174	H	Fordham	55 41				
												180	H	George Mason	70 55				
												187	H	Richmond	66 43				
												194	A	Canisius	59 47				
												209	A	Rhode Island	69 56				
												219	H	Siena	57 40				
												232	A	Massachusetts	60 69				
												232	H	Massachusetts	66 41				
												274	A	La Salle	70 63				
												303	A	Colgate	62 38				
												305	H	Niagara	67 55				
LAST 12 Division I GAMES:																			
274	A	La Salle	70 63	105	H	Saint Joseph's	65 51												
41	H	George Washington	69 67	21	A	Duquesne	62 74												
232	A	Massachusetts	60 69	59	A	Dayton	59 54												
57	H	Saint Louis	80 59	180	H	George Mason	70 55												
81	A	VCU	47 52	147	A	Davidson	59 47												
187	H	Richmond	66 43	232	H	Massachusetts	66 41												

Non-Div I Games:

St. Bonaventure

Average RPI Win:	285	WON-LOST	WINNING	LAST 10	STRENGTH OF	OPP. STRENGTH	TEAM	ADJ.	CONF.	ADJ CONF.
Average RPI Loss:	252	RECORD	PCT. RANK	GAMES	SCHEDULE	OF SCHEDULE	RPI	RPI	RPI	RPI
DIV. I ONLY	7- 19	286	4- 6	338	348	333	333	30	30	
DIV. I NON-CONF.	3- 8	258	0- 0	330	320	323	323	32	32	
TOTALS	RPI 1-25	RPI 26-50	W-L RECORDS	RPI 51-100	RPI 101-150	RPI 150+				
7- 19	0- 0	0- 0	OVERALL	0- 3	0- 0	7- 16				
2- 8	0- 0	0- 0	HOME	0- 1	0- 0	2- 7				
4- 10	0- 0	0- 0	AWAY	0- 1	0- 0	4- 9				
1- 1	0- 0	0- 0	NEUTRAL	0- 1	0- 0	1- 0				
3- 8	0- 0	0- 0	NON-CONFERENCE	0- 3	0- 0	3- 5				
1- 2	0- 0	0- 0	HOME	0- 1	0- 0	1- 1				
1- 5	0- 0	0- 0	AWAY	0- 1	0- 0	1- 4				
1- 1	0- 0	0- 0	NEUTRAL	0- 1	0- 0	1- 0				
4- 11	0- 0	0- 0	CONFERENCE	0- 0	0- 0	4- 11				
1- 6	0- 0	0- 0	HOME	0- 0	0- 0	1- 6				
3- 5	0- 0	0- 0	AWAY	0- 0	0- 0	3- 5				
0- 0	0- 0	0- 0	NEUTRAL	0- 0	0- 0	0- 0				

RPI 1-25			RPI 26-50			RPI 51-100			RPI 101+			Team's RPI: 333
RPI	S	Opponent	Score	RPI	S	Opponent	Score	RPI	S	Opponent	Score	Score
						66 H Army West Point	35 74	221 A Robert Morris			72 65	
						86 A Georgia Tech	51 89	221 H Robert Morris			53 62	
						90 N Georgetown	52 74	228 A Sacred Heart			55 63	
								228 H Sacred Heart			51 68	
								234 A Manhattan			53 61	
								241 A Bryant			58 57	
								241 H Bryant			42 70	
								251 H Loyola Maryland			64 54	
								256 H Saint Francis (PA)			76 83	
								267 A Monmouth			54 63	
								279 A Central Conn. St.			61 65	
								286 H Rider			59 71	
								295 A Vermont			59 55	
								311 A Fairleigh Dickinson			61 65	
								311 H Fairleigh Dickinson			88 78	
								325 A Lafayette			59 77	
								327 A LIU Brooklyn			71 51	
								327 H LIU Brooklyn			62 65	
								335 A Saint Peter's			40 44	
								337 A Mt. St. Mary's			56 66	
								339 A Wagner			53 70	
								339 H Wagner			78 82	
								346 N Norfolk St.			59 55	
LAST 12 Division I GAMES:												
221 A		Robert Morris	72 65	279 A		Central Conn. St.	61 65					
241 A		Bryant	58 57	339 A		Wagner	53 70					
327 H		LIU Brooklyn	62 65	327 A		LIU Brooklyn	71 51					
311 H		Fairleigh Dickinson	88 78	241 H		Bryant	42 70					
228 A		Sacred Heart	55 63	228 H		Sacred Heart	51 68					
339 H		Wagner	78 82	256 H		Saint Francis (PA)	76 83					

Non-Div I Games:

St. Francis Brooklyn

■ Loss, 
 ■ Non-Conf, 
 ■ S Site, 
 ■ H Home 
 ■ A Away 
 N Neutral

Average RPI Win:	152	WON-LOST	WINNING	LAST 10	STRENGTH OF	OPP. STRENGTH	TEAM	ADJ.	CONF.	ADJ CONF.
Average RPI Loss:	39	RECORD	PCT. RANK	GAMES	SCHEDULE	OF SCHEDULE	RPI	RPI	RPI	RPI
DIV. I ONLY	19- 7	53	6- 4	71	56	35	35	6	6	
DIV. I NON-CONF.	9- 2	37	0- 0	152	58	32	32	6	6	
TOTALS	RPI 1-25	RPI 26-50	W-L RECORDS	RPI 51-100	RPI 101-150	RPI 150+				
19- 7	0- 4	4- 0	OVERALL	3- 3	3- 0	9- 0				
10- 2	0- 1	2- 0	HOME	2- 1	1- 0	5- 0				
9- 5	0- 3	2- 0	AWAY	1- 2	2- 0	4- 0				
0- 0	0- 0	0- 0	NEUTRAL	0- 0	0- 0	0- 0				
9- 2	0- 2	2- 0	NON-CONFERENCE	0- 0	0- 0	7- 0				
5- 0	0- 0	1- 0	HOME	0- 0	0- 0	4- 0				
4- 2	0- 2	1- 0	AWAY	0- 0	0- 0	3- 0				
0- 0	0- 0	0- 0	NEUTRAL	0- 0	0- 0	0- 0				
10- 5	0- 2	2- 0	CONFERENCE	3- 3	3- 0	2- 0				
5- 2	0- 1	1- 0	HOME	2- 1	1- 0	1- 0				
5- 3	0- 1	1- 0	AWAY	1- 2	2- 0	1- 0				
0- 0	0- 0	0- 0	NEUTRAL	0- 0	0- 0	0- 0				

RPI 1-25				RPI 26-50				Team's RPI: 35	RPI 51-100				RPI 101+			
RPI	S	Opponent	Score	RPI	S	Opponent	Score		RPI	S	Opponent	Score	RPI	S	Opponent	Score
7	A	UCLA	58 73	38	A	Seton Hall	72 64		55	A	Villanova	54 58	138	A	Creighton	66 55
21	A	Duquesne	57 76	38	H	Seton Hall	71 69		55	H	Villanova	59 71	142	A	Xavier	69 56
22	A	DePaul	71 77	42	H	South Fla.	74 70		89	A	Marquette	64 67	142	H	Xavier	57 41
22	H	DePaul	61 71	50	A	Rutgers	69 62		89	H	Marquette	81 77	160	H	Yale	69 56
									90	A	Georgetown	65 60	178	H	Marist	61 47
									90	H	Georgetown	63 55	192	H	Fairfield	73 54
													199	H	Butler	68 41
													212	A	Kansas	86 71
													228	H	Sacred Heart	67 54
													253	A	Providence	80 61
													266	A	UCF	70 42
													336	A	UC Irvine	85 63
LAST 12 Division I GAMES:																
142	A	Xavier	69 56	142	H	Xavier	57 41		199	H	Butler	68 41				
90	H	Georgetown	63 55	55	A	Villanova	54 58		90	A	Georgetown	65 60				
55	H	Villanova	59 71	38	A	Seton Hall	72 64		38	H	Seton Hall	71 69				
22	A	DePaul	71 77	42	H	South Fla.	74 70		89	H	Marquette	81 77				
89	A	Marquette	64 67													

Non-Div I Games:

St. John's (NY)

■ Loss, 
■ Non-Conf, 
■ S Site, 
■ H Home 
■ A Away 
N Neutral

## St. Mary's (CA)

Through Games Of Feb. 20, 2016

Average RPI Win:	169	WON-LOST	WINNING	LAST 10	STRENGTH OF	OPP. STRENGTH	TEAM	ADJ.	CONF.	ADJ CONF.
Average RPI Loss:	94	RECORD	PCT. RANK	GAMES	SCHEDULE	OF SCHEDULE	RPI	RPI	RPI	RPI
DIV. I ONLY	21- 6	33	8- 2	132	87	58	58	8	8	
DIV. I NON-CONF.	9- 2	37	0- 0	162	85	68	68	9	9	
TOTALS	RPI 1-25	RPI 26-50	W-L RECORDS	RPI 51-100	RPI 101-150	RPI 150+				
21- 6	0- 2	0- 1	OVERALL	5- 1	4- 0	12- 2				
10- 4	0- 1	0- 1	HOME	2- 1	2- 0	6- 1				
10- 2	0- 1	0- 0	AWAY	2- 0	2- 0	6- 1				
1- 0	0- 0	0- 0	NEUTRAL	1- 0	0- 0	0- 0				
9- 2	0- 0	0- 1	NON-CONFERENCE	3- 0	1- 0	5- 1				
4- 2	0- 0	0- 1	HOME	1- 0	1- 0	2- 1				
4- 0	0- 0	0- 0	AWAY	1- 0	0- 0	3- 0				
1- 0	0- 0	0- 0	NEUTRAL	1- 0	0- 0	0- 0				
12- 4	0- 2	0- 0	CONFERENCE	2- 1	3- 0	7- 1				
6- 2	0- 1	0- 0	HOME	1- 1	1- 0	4- 0				
6- 2	0- 1	0- 0	AWAY	1- 0	2- 0	3- 1				
0- 0	0- 0	0- 0	NEUTRAL	0- 0	0- 0	0- 0				

RPI 1-25				RPI 26-50				RPI 51-100 Team's RPI: 58				RPI 101+			
RPI	S	Opponent	Score	RPI	S	Opponent	Score	RPI	S	Opponent	Score	RPI	S	Opponent	Score
12	A	BYU	59 65	33	H	Missouri	78 95	55	N	Villanova	67 60	101	A	San Francisco	78 68
12	H	BYU	44 65					61	H	Santa Clara	67 73	107	A	Gonzaga	69 68
								77	H	Washington St.	75 71	107	H	Gonzaga	66 47
								80	A	San Diego	73 68	134	H	Fresno St.	83 81
								80	H	San Diego	68 60	153	A	Pacific	82 73
								84	A	California	64 63	153	H	Pacific	83 75
												175	A	Northern Colo.	65 52
												184	H	UC Davis	71 78
												190	H	Cal Poly	87 83
												196	H	San Jose St.	91 81
												238	A	Wyoming	70 64
												242	A	Loyola Marymount	91 81
												242	H	Loyola Marymount	72 57
												264	A	Pepperdine	58 62
												264	H	Pepperdine	88 72
												285	A	Portland	78 51
												285	H	Portland	95 53
												298	A	CSUN	93 59
LAST 12 Division I GAMES:															
285	H	Portland	95 53	153	H	Pacific	83 75								
107	H	Gonzaga	66 47	285	A	Portland	78 51								
242	A	Loyola Marymount	91 81	107	A	Gonzaga	69 68								
264	A	Pepperdine	58 62	153	A	Pacific	82 73								
12	H	BYU	44 65	264	H	Pepperdine	88 72								
80	H	San Diego	68 60	242	H	Loyola Marymount	72 57								

Non-Div I Games:

St. Mary's (CA)

■ Loss, 
 ■ Non-Conf, 
 ■ S Site, 
 ■ Home 
 ■ A Away 
 N Neutral

Average RPI Win:	99	WON-LOST	WINNING	LAST 10	STRENGTH OF	OPP. STRENGTH	TEAM	ADJ.	CONF.	ADJ CONF.
Average RPI Loss:	17	RECORD	PCT. RANK	GAMES	SCHEDULE	OF SCHEDULE	RPI	RPI	RPI	RPI
DIV. I ONLY	21- 6	33	7- 3	9	4	10	10	1	1	
DIV. I NON-CONF.	10- 2	33	0- 0	8	23	4	4	1	1	
TOTALS	RPI 1-25	RPI 26-50	W-L RECORDS	RPI 51-100	RPI 101-150	RPI 150+				
21- 6	1- 5	3- 0	OVERALL	9- 1	3- 0	5- 0				
11- 2	1- 1	2- 0	HOME	4- 1	1- 0	3- 0				
7- 4	0- 4	1- 0	AWAY	2- 0	2- 0	2- 0				
3- 0	0- 0	0- 0	NEUTRAL	3- 0	0- 0	0- 0				
10- 2	1- 1	1- 0	NON-CONFERENCE	4- 1	1- 0	3- 0				
5- 1	1- 0	1- 0	HOME	1- 1	0- 0	2- 0				
2- 1	0- 1	0- 0	AWAY	0- 0	1- 0	1- 0				
3- 0	0- 0	0- 0	NEUTRAL	3- 0	0- 0	0- 0				
11- 4	0- 4	2- 0	CONFERENCE	5- 0	2- 0	2- 0				
6- 1	0- 1	1- 0	HOME	3- 0	1- 0	1- 0				
5- 3	0- 3	1- 0	AWAY	2- 0	1- 0	1- 0				
0- 0	0- 0	0- 0	NEUTRAL	0- 0	0- 0	0- 0				

RPI 1-25				Team's RPI: 10		RPI 26-50				RPI 51-100				RPI 101+			
RPI	S	Opponent	Score	RPI	S	Opponent	Score	RPI	S	Opponent	Score	RPI	S	Opponent	Score		
6	A	Texas	69 77	29	H	Washington	69 53	53	H	Chattanooga	73 30	107	A	Gonzaga	65 48		
7	A	UCLA	36 56	40	A	Southern California	57 47	59	N	Dayton	74 66	124	A	Arizona	59 34		
8	A	Oregon St.	50 58	41	H	George Washington	84 63	61	H	Santa Clara	58 61	124	H	Arizona	82 58		
9	A	Arizona St.	31 49					64	N	Purdue	71 65	173	H	Cornell	93 38		
9	H	Arizona St.	61 63					65	A	Oregon	64 62	176	A	Colorado	80 49		
18	H	Tennessee	69 55					74	H	Utah	72 52	176	H	Colorado	71 56		
								77	H	Washington St.	69 52	184	A	UC Davis	74 45		
								84	A	California	60 55	240	H	CSU Bakersfield	83 41		
								84	H	California	53 46						
								92	N	Missouri St.	82 65						
LAST 12 Division I GAMES:																	
176	A	Colorado	80 49	29	H	Washington	69 53	7	A	UCLA	36 56						
9	H	Arizona St.	61 63	40	A	Southern California	57 47	8	A	Oregon St.	50 58						
124	H	Arizona	82 58	65	A	Oregon	64 62	176	H	Colorado	71 56						
84	A	California	60 55														
84	H	California	53 46														
77	H	Washington St.	69 52														

Non-Div I Games:

Stanford

■ Loss, 
■ Non-Conf, S Site, 
■ Home 
■ Away 
N Neutral

Average RPI Win:	246	WON-LOST	WINNING	LAST 10	STRENGTH OF	OPP. STRENGTH	TEAM	ADJ.	CONF.	ADJ CONF.
Average RPI Loss:	183	RECORD	PCT. RANK	GAMES	SCHEDULE	OF SCHEDULE	RPI	RPI	RPI	RPI
DIV. I ONLY	12- 10	144	8- 2	271	284	214	214	27	27	
DIV. I NON-CONF.	3- 5	218	0- 0	137	265	210	210	26	26	
TOTALS	RPI 1-25	RPI 26-50	W-L RECORDS	RPI 51-100	RPI 101-150	RPI 150+				
12- 10	0- 0	0- 0	OVERALL	0- 2	1- 2	11- 6				
6- 4	0- 0	0- 0	HOME	0- 1	1- 1	5- 2				
4- 4	0- 0	0- 0	AWAY	0- 1	0- 0	4- 3				
2- 2	0- 0	0- 0	NEUTRAL	0- 0	0- 1	2- 1				
3- 5	0- 0	0- 0	NON-CONFERENCE	0- 1	0- 1	3- 3				
1- 1	0- 0	0- 0	HOME	0- 0	0- 0	1- 1				
0- 2	0- 0	0- 0	AWAY	0- 1	0- 0	0- 1				
2- 2	0- 0	0- 0	NEUTRAL	0- 0	0- 1	2- 1				
9- 5	0- 0	0- 0	CONFERENCE	0- 1	1- 1	8- 3				
5- 3	0- 0	0- 0	HOME	0- 1	1- 1	4- 1				
4- 2	0- 0	0- 0	AWAY	0- 0	0- 0	4- 2				
0- 0	0- 0	0- 0	NEUTRAL	0- 0	0- 0	0- 0				

RPI 1-25				RPI 26-50				RPI 51-100				RPI 101+				Team's RPI: 214	
RPI	S	Opponent	Score	RPI	S	Opponent	Score	RPI	S	Opponent	Score	RPI	S	Opponent	Score		
								60	H	Abilene Christian	70	85	108	H	Central Ark.	53	55
								85	A	TCU	55	88	125	N	IUPUI	55	62
												129	H	Northwestern St.	68	52	
												152	H	UT Arlington	63	67	
												163	H	McNeese St.	80	55	
												167	N	SIUE	82	74	
												171	A	Louisiana Tech	44	76	
												197	N	Weber St.	46	56	
												224	H	Rice	59	45	
												231	N	Indiana St.	71	62	
												235	H	Sam Houston St.	70	63	
												246	A	Houston Baptist	64	50	
												283	A	Lamar	79	77	
												283	H	Lamar	60	64	
												312	A	A&M-Corpus Christi	71	66	
												312	H	A&M-Corpus Christi	72	59	
												313	A	Southeastern La.	56	65	
												319	A	Nicholls St.	89	67	
												330	H	Incarnate Word	74	62	
												332	A	New Orleans	57	58	
LAST 12 Division I GAMES:																	
				319	A	Nicholls St.	89	67				312	A	A&M-Corpus Christi	71	66	
				283	A	Lamar	79	77				235	H	Sam Houston St.	70	63	
				312	H	A&M-Corpus Christi	72	59				283	H	Lamar	60	64	
				330	H	Incarnate Word	74	62				60	H	Abilene Christian	70	85	
				246	A	Houston Baptist	64	50				332	A	New Orleans	57	58	
				129	H	Northwestern St.	68	52				108	H	Central Ark.	53	55	

Non-Div I Games: Texas-Tyler 91 69 Tex. A&M-Commerce 75 65 LSU-Shreveport 94 39

Stephen F. Austin

Average RPI Win:	286	WON-LOST	WINNING	LAST 10	STRENGTH OF	OPP. STRENGTH	TEAM	ADJ.	CONF.	ADJ CONF.
Average RPI Loss:	128	RECORD	PCT. RANK	GAMES	SCHEDULE	OF SCHEDULE	RPI	RPI	RPI	RPI
DIV. I ONLY	14- 9	108	7- 3	323	236	193	193	29	29	
DIV. I NON-CONF.	6- 5	146	0- 0	275	113	188	188	27	27	
TOTALS	RPI 1-25	RPI 26-50	W-L RECORDS	RPI 51-100	RPI 101-150	RPI 150+				
14- 9	0- 2	0- 0	OVERALL	0- 2	0- 1	14- 4				
7- 2	0- 0	0- 0	HOME	0- 0	0- 0	7- 2				
7- 5	0- 2	0- 0	AWAY	0- 1	0- 0	7- 2				
0- 2	0- 0	0- 0	NEUTRAL	0- 1	0- 1	0- 0				
6- 5	0- 2	0- 0	NON-CONFERENCE	0- 1	0- 1	6- 1				
3- 1	0- 0	0- 0	HOME	0- 0	0- 0	3- 1				
3- 2	0- 2	0- 0	AWAY	0- 0	0- 0	3- 0				
0- 2	0- 0	0- 0	NEUTRAL	0- 1	0- 1	0- 0				
8- 4	0- 0	0- 0	CONFERENCE	0- 1	0- 0	8- 3				
4- 1	0- 0	0- 0	HOME	0- 0	0- 0	4- 1				
4- 3	0- 0	0- 0	AWAY	0- 1	0- 0	4- 2				
0- 0	0- 0	0- 0	NEUTRAL	0- 0	0- 0	0- 0				

RPI 1-25				RPI 26-50				RPI 51-100				RPI 101+ Team's RPI: 193			
RPI	S	Opponent	Score	RPI	S	Opponent	Score	RPI	S	Opponent	Score	RPI	S	Opponent	Score
18	A	Tennessee	56 90					62	A	FGCU	48 61	144	N	Boise St.	65 71
23	A	Georgia	55 76					78	N	Minnesota	69 72	151	A	Jacksonville	49 69
												151	H	Jacksonville	66 61
												165	H	Hampton	68 59
												204	A	USC Upstate	58 73
												204	H	USC Upstate	56 61
												252	A	UNCW	52 49
												259	A	Bethune-Cookman	62 38
												266	H	UCF	83 68
												269	H	Georgia St.	72 80
												278	H	Ga. Southern	79 57
												292	A	Kennesaw St.	57 54
												321	A	North Florida	67 56
												321	H	North Florida	81 61
												334	A	Lipscomb	83 62
												334	H	Lipscomb	79 75
												341	A	Eastern Ill.	68 66
												343	A	NJIT	74 56
												343	H	NJIT	60 55
LAST 12 Division I GAMES:															
334	H	Lipscomb	79 75	151	A	Jacksonville	49 69								
343	A	NJIT	74 56	334	A	Lipscomb	83 62								
204	A	USC Upstate	58 73	292	A	Kennesaw St.	57 54								
321	A	North Florida	67 56	204	H	USC Upstate	56 61								
151	H	Jacksonville	66 61	343	H	NJIT	60 55								
321	H	North Florida	81 61	62	A	FGCU	48 61								

Non-Div I Games: Trinity Baptist 107 30 Armstrong St. 61 45 Flagler 84 47

Stetson

Average RPI Win:	242	WON-LOST	WINNING	LAST 10	STRENGTH OF	OPP. STRENGTH	TEAM	ADJ.	CONF.	ADJ CONF.
Average RPI Loss:	110	RECORD	PCT. RANK	GAMES	SCHEDULE	OF SCHEDULE	RPI	RPI	RPI	RPI
DIV. I ONLY	16- 12	134	3- 7	169	212	143	143	15	15	
DIV. I NON-CONF.	8- 5	120	0- 0	188	207	126	126	18	18	
TOTALS	RPI 1-25	RPI 26-50	W-L RECORDS	RPI 51-100	RPI 101-150	RPI 150+				
16- 12	0- 1	0- 3	OVERALL	0- 3	2- 0	14- 5				
9- 5	0- 0	0- 2	HOME	0- 1	2- 0	7- 2				
7- 7	0- 1	0- 1	AWAY	0- 2	0- 0	7- 3				
0- 0	0- 0	0- 0	NEUTRAL	0- 0	0- 0	0- 0				
8- 5	0- 1	0- 1	NON-CONFERENCE	0- 1	2- 0	6- 2				
4- 2	0- 0	0- 1	HOME	0- 0	2- 0	2- 1				
4- 3	0- 1	0- 0	AWAY	0- 1	0- 0	4- 1				
0- 0	0- 0	0- 0	NEUTRAL	0- 0	0- 0	0- 0				
8- 7	0- 0	0- 2	CONFERENCE	0- 2	0- 0	8- 3				
5- 3	0- 0	0- 1	HOME	0- 1	0- 0	5- 1				
3- 4	0- 0	0- 1	AWAY	0- 1	0- 0	3- 2				
0- 0	0- 0	0- 0	NEUTRAL	0- 0	0- 0	0- 0				

RPI 1-25				RPI 26-50				RPI 51-100				RPI 101+ Team's RPI: 143			
RPI	S	Opponent	Score	RPI	S	Opponent	Score	RPI	S	Opponent	Score	RPI	S	Opponent	Score
16	A	Syracuse	49 64	36	H	St. Bonaventure	68 73	71	A	Hofstra	66 71	103	H	Harvard	64 63
				48	A	Albany (NY)	54 73	72	A	Maine	52 55	115	H	Iona	58 53
				48	H	Albany (NY)	49 62	72	H	Maine	43 60	158	A	UMBC	69 60
												158	H	UMBC	65 69
												160	A	Yale	57 62
												162	H	Ole Miss	57 72
												173	A	Cornell	58 49
												215	A	Hartford	45 42
												215	H	Hartford	58 35
												233	H	Morgan St.	46 42
												236	A	New Hampshire	46 49
												236	H	New Hampshire	63 54
												237	A	Columbia	79 71
												244	A	Binghamton	47 54
												244	H	Binghamton	64 58
												295	H	Vermont	73 59
												322	A	UMass Lowell	64 50
												322	H	UMass Lowell	60 46
												327	H	LIU Brooklyn	71 54
												335	A	Saint Peter's	69 35
												339	A	Wagner	73 62
LAST 12 Division I GAMES:															
				72	H	Maine	43 60	244	A	Binghamton	47 54				
				48	H	Albany (NY)	49 62	295	H	Vermont	73 59				
				236	A	New Hampshire	46 49	72	A	Maine	52 55				
				158	H	UMBC	65 69	48	A	Albany (NY)	54 73				
				215	A	Hartford	45 42	215	H	Hartford	58 35				
				322	H	UMass Lowell	60 46	236	H	New Hampshire	63 54				

Non-Div I Games:

Stony Brook

■ Loss, 
■ Non-Conf, 
■ S Site, 
■ H Home 
■ A Away 
N Neutral



Average RPI Win:	136	WON-LOST	WINNING	LAST 10	STRENGTH OF	OPP. STRENGTH	TEAM	ADJ.	CONF.	ADJ CONF.
Average RPI Loss:	29	RECORD	PCT. RANK	GAMES	SCHEDULE	OF SCHEDULE	RPI	RPI	RPI	RPI
DIV. I ONLY	21- 6	33	8- 2	28	40	16	16	4	4	
DIV. I NON-CONF.	10- 3	61	0- 0	63	103	45	45	5	5	
TOTALS	RPI 1-25	RPI 26-50	W-L RECORDS	RPI 51-100	RPI 101-150	RPI 150+				
21- 6	1- 5	4- 0	OVERALL	3- 0	5- 1	8- 0				
14- 2	1- 2	1- 0	HOME	2- 0	4- 0	6- 0				
5- 4	0- 3	2- 0	AWAY	1- 0	1- 1	1- 0				
2- 0	0- 0	1- 0	NEUTRAL	0- 0	0- 0	1- 0				
10- 3	0- 3	1- 0	NON-CONFERENCE	1- 0	1- 0	7- 0				
7- 1	0- 1	0- 0	HOME	1- 0	1- 0	5- 0				
1- 2	0- 2	0- 0	AWAY	0- 0	0- 0	1- 0				
2- 0	0- 0	1- 0	NEUTRAL	0- 0	0- 0	1- 0				
11- 3	1- 2	3- 0	CONFERENCE	2- 0	4- 1	1- 0				
7- 1	1- 1	1- 0	HOME	1- 0	3- 0	1- 0				
4- 2	0- 1	2- 0	AWAY	1- 0	1- 1	0- 0				
0- 0	0- 0	0- 0	NEUTRAL	0- 0	0- 0	0- 0				

RPI	S	Opponent	Score	RPI	S	Opponent	Score	RPI	S	Opponent	Score	RPI	S	Opponent	Score
1	A	Notre Dame	62 90	28	A	Miami (FL)	57 51	86	H	Georgia Tech	71 52	113	A	Wake Forest	91 65
9	H	Arizona St.	54 61	29	N	Washington	66 62	91	A	Virginia	91 57	114	H	Boston College	62 61
11	A	Maryland	64 82	46	A	North Carolina St.	55 52	94	H	Drexel	83 62	117	A	North Carolina	73 77
13	H	Florida St.	83 73	47	H	Duke	86 50					120	H	Pittsburgh	71 48
17	H	Louisville	53 71									121	H	Virginia Tech	60 39
18	A	Tennessee	55 57									143	H	Stony Brook	64 49
												151	H	Jacksonville	65 49
												174	N	Fordham	76 54
												208	H	UTRGV	91 32
												209	A	Rhode Island	57 54
												233	H	Morgan St.	90 61
												248	H	Clemson	83 62
												263	H	Coppin St.	88 56
												331	H	Howard	97 48
LAST 12 Division I GAMES:															
13	H	Florida St.	83 73	114	H	Boston College	62 61								
46	A	North Carolina St.	55 52	17	H	Louisville	53 71								
91	A	Virginia	91 57	1	A	Notre Dame	62 90								
86	H	Georgia Tech	71 52	113	A	Wake Forest	91 65								
248	H	Clemson	83 62	120	H	Pittsburgh	71 48								
28	A	Miami (FL)	57 51	121	H	Virginia Tech	60 39								

Non-Div I Games:

Syracuse

■ Loss, 
 ■ Non-Conf, S Site, 
 ■ Home 
 ■ Away 
 N Neutral

Average RPI Win:	188	WON-LOST	WINNING	LAST 10	STRENGTH OF	OPP. STRENGTH	TEAM	ADJ.	CONF.	ADJ CONF.
Average RPI Loss:	36	RECORD	PCT. RANK	GAMES	SCHEDULE	OF SCHEDULE	RPI	RPI	RPI	RPI
DIV. I ONLY	15- 11	127	4- 6	62	31	85	85	3	3	
DIV. I NON-CONF.	8- 3	77	0- 0	269	165	145	145	3	3	
TOTALS	RPI 1-25	RPI 26-50	W-L RECORDS	RPI 51-100	RPI 101-150	RPI 150+				
15- 11	1- 6	1- 4	OVERALL	2- 0	2- 0	9- 1				
11- 5	1- 3	1- 2	HOME	1- 0	1- 0	7- 0				
4- 6	0- 3	0- 2	AWAY	1- 0	1- 0	2- 1				
0- 0	0- 0	0- 0	NEUTRAL	0- 0	0- 0	0- 0				
8- 3	0- 2	0- 0	NON-CONFERENCE	0- 0	0- 0	8- 1				
7- 1	0- 1	0- 0	HOME	0- 0	0- 0	7- 0				
1- 2	0- 1	0- 0	AWAY	0- 0	0- 0	1- 1				
0- 0	0- 0	0- 0	NEUTRAL	0- 0	0- 0	0- 0				
7- 8	1- 4	1- 4	CONFERENCE	2- 0	2- 0	1- 0				
4- 4	1- 2	1- 2	HOME	1- 0	1- 0	0- 0				
3- 4	0- 2	0- 2	AWAY	1- 0	1- 0	1- 0				
0- 0	0- 0	0- 0	NEUTRAL	0- 0	0- 0	0- 0				

RPI 1-25				RPI 26-50				RPI 51-100				RPI 101+			
RPI	S	Opponent	Score	RPI	S	Opponent	Score	RPI	S	Opponent	Score	RPI	S	Opponent	Score
1	H	Notre Dame	72 88	30	A	Oklahoma	64 77	97	A	Iowa St.	72 62	140	A	Texas Tech	78 69
4	A	Baylor	55 72	30	H	Oklahoma	65 78	97	H	Iowa St.	79 69	140	H	Texas Tech	69 48
4	H	Baylor	75 81	37	H	West Virginia	84 97					170	A	SMU	89 79
6	H	Texas	58 65	49	A	Kansas St.	49 58					199	A	Butler	53 65
15	A	Texas A&M	78 82	49	H	Kansas St.	87 73					208	H	UTRGV	71 67
19	A	Oklahoma St.	52 80									212	A	Kansas	70 44
19	H	Oklahoma St.	79 65									214	H	Stephen F. Austin	88 55
												235	H	Sam Houston St.	85 59
												282	H	Prairie View	69 60
												290	H	La.-Monroe	80 42
												328	H	Southern Utah	76 47
												332	H	New Orleans	85 36
LAST 12 Division I GAMES:															
19	H	Oklahoma St.	79 65	97	A	Iowa St.	72 62								
212	A	Kansas	70 44	37	H	West Virginia	84 97								
97	H	Iowa St.	79 69	6	H	Texas	58 65								
4	H	Baylor	75 81	49	A	Kansas St.	49 58								
30	A	Oklahoma	64 77	140	H	Texas Tech	69 48								
19	A	Oklahoma St.	52 80	4	A	Baylor	55 72								

Non-Div I Games:

TCU

■ Loss, 
■ Non-Conf, 
S Site, 
H Home 
A Away 
N Neutral

Average RPI Win:	179	WON-LOST	WINNING	LAST 10	STRENGTH OF	OPP. STRENGTH	TEAM	ADJ.	CONF.	ADJ CONF.
Average RPI Loss:	65	RECORD	PCT. RANK	GAMES	SCHEDULE	OF SCHEDULE	RPI	RPI	RPI	RPI
DIV. I ONLY	17- 9	83	6- 4	82	74	69	69	9	9	
DIV. I NON-CONF.	6- 5	146	0- 1	41	66	99	99	7	7	
TOTALS	RPI 1-25	RPI 26-50	W-L RECORDS	RPI 51-100	RPI 101-150	RPI 150+				
17- 9	1- 3	1- 2	OVERALL	2- 0	1- 3	12- 1				
10- 3	1- 1	1- 1	HOME	1- 0	1- 1	6- 0				
7- 6	0- 1	0- 0	AWAY	1- 0	0- 1	6- 0				
0- 0	0- 0	0- 0	NEUTRAL	0- 0	0- 0	0- 0				
6- 5	1- 1	0- 2	NON-CONFERENCE	1- 0	0- 2	4- 0				
4- 2	1- 0	0- 1	HOME	1- 0	0- 1	2- 0				
2- 3	0- 1	0- 1	AWAY	0- 0	0- 1	2- 0				
0- 0	0- 0	0- 0	NEUTRAL	0- 0	0- 0	0- 0				
11- 4	0- 2	1- 0	CONFERENCE	1- 0	1- 1	8- 1				
6- 1	0- 1	1- 0	HOME	0- 0	1- 0	4- 0				
5- 3	0- 1	0- 0	AWAY	1- 0	0- 1	4- 1				
0- 0	0- 0	0- 0	NEUTRAL	0- 0	0- 0	0- 0				

RPI	S	Opponent	Score	RPI	S	Opponent	Score	RPI	S	Opponent	Score	RPI	S	Opponent	Score
3	A	UConn	49 104	31	H	Penn	54 60	55	H	Villanova	61 55	102	A	Quinnipiac	56 58
3	H	UConn	60 85	42	H	South Fla.	68 66	83	A	Tulane	72 54	105	H	Saint Joseph's	67 70
13	A	Florida St.	47 75	50	A	Rutgers	51 61					106	A	Memphis	97 100
20	H	Florida	97 91									106	H	Memphis	82 58
												161	A	East Carolina	83 63
												170	A	SMU	67 69
												170	H	SMU	55 35
												174	A	Fordham	57 44
												189	H	Tulsa	66 46
												195	A	Cincinnati	74 49
												195	H	Cincinnati	74 51
												228	H	Sacred Heart	92 62
												266	A	UCF	71 63
												274	A	La Salle	77 48
												280	A	Houston	75 66
												280	H	Houston	78 48
												326	H	Delaware St.	100 59
LAST 12 Division I GAMES:															
106	A	Memphis	97 100	83	A	Tulane	72 54								
3	H	UConn	60 85	280	H	Houston	78 48								
195	A	Cincinnati	74 49	31	H	Penn	54 60								
42	H	South Fla.	68 66	3	A	UConn	49 104								
170	H	SMU	55 35	266	A	UCF	71 63								
161	A	East Carolina	83 63	195	H	Cincinnati	74 51								

Non-Div I Games:

Temple

## Tennessee

Through Games Of Feb. 20, 2016

Average RPI Win: 105		WON-LOST	WINNING	LAST 10	STRENGTH OF	OPP. STRENGTH	TEAM	ADJ.	CONF.	ADJ CONF.
Average RPI Loss: 35		RECORD	PCT. RANK	GAMES	SCHEDULE	OF SCHEDULE	RPI	RPI	RPI	RPI
DIV. I ONLY		16- 10	103	5- 5	1	24	18	18	2	2
DIV. I NON-CONF.		9- 4	95	0- 1	2	33	9	9	2	2
<hr/>										
TOTALS	RPI 1-25		RPI 26-50		W-L RECORDS		RPI 51-100		RPI 101-150	RPI 150+
16- 10	2- 7		2- 1		OVERALL		4- 0		3- 2	5- 0
12- 4	1- 3		1- 0		HOME		3- 0		3- 1	4- 0
4- 6	1- 4		1- 1		AWAY		1- 0		0- 1	1- 0
0- 0	0- 0		0- 0		NEUTRAL		0- 0		0- 0	0- 0
9- 4	2- 3		1- 0		NON-CONFERENCE		1- 0		2- 1	3- 0
7- 2	1- 1		1- 0		HOME		1- 0		2- 1	2- 0
2- 2	1- 2		0- 0		AWAY		0- 0		0- 0	1- 0
0- 0	0- 0		0- 0		NEUTRAL		0- 0		0- 0	0- 0
7- 6	0- 4		1- 1		CONFERENCE		3- 0		1- 1	2- 0
5- 2	0- 2		0- 0		HOME		2- 0		1- 0	2- 0
2- 4	0- 2		1- 1		AWAY		1- 0		0- 1	0- 0
0- 0	0- 0		0- 0		NEUTRAL		0- 0		0- 0	0- 0

RPI	S	Opponent	Score
1	A	Notre Dame	66 79
2	H	South Carolina	56 62
6	H	Texas	53 64
8	A	Oregon St.	53 50
10	A	Stanford	55 69
14	A	Kentucky	63 64
15	A	Texas A&M	71 76
16	H	Syracuse	57 55
20	H	Florida	66 74

RPI	S	Opponent	Score
32	A	Mississippi St.	63 65
33	A	Missouri	71 55
48	H	Albany (NY)	63 55

RPI	S	Opponent	Score
52	H	Auburn	79 52
53	H	Chattanooga	59 57
75	A	Vanderbilt	69 51
75	H	Vanderbilt	58 49

RPI	S	Opponent	Score
108	H	Central Ark.	102 47
121	H	Virginia Tech	43 57
127	H	Penn St.	74 66
133	A	Arkansas	59 64
133	H	Arkansas	75 57
155	H	Alabama	70 42
156	H	ETSU	85 49
162	H	Ole Miss	57 51
193	H	Stetson	90 56
291	A	Wichita St.	58 51

## LAST 12 Division I GAMES:

162	H	Ole Miss	57 51	32	A	Mississippi St.	63 65
2	H	South Carolina	56 62	14	A	Kentucky	63 64
75	A	Vanderbilt	69 51	75	H	Vanderbilt	58 49
15	A	Texas A&M	71 76	1	A	Notre Dame	66 79
133	H	Arkansas	75 57	133	A	Arkansas	59 64
155	H	Alabama	70 42	52	H	Auburn	79 52

Non-Div I Games:

Tennessee

■ Loss, 
 ■ Non-Conf, S Site, 
 ■ Home 
 ■ Away 
 N Neutral

## Tennessee St.

Through Games Of Feb. 20, 2016

Average RPI Win:	278	WON-LOST	WINNING	LAST 10	STRENGTH OF	OPP. STRENGTH	TEAM	ADJ.	CONF.	ADJ CONF.
Average RPI Loss:	156	RECORD	PCT. RANK	GAMES	SCHEDULE	OF SCHEDULE	RPI	RPI	RPI	RPI
DIV. I ONLY	9- 16	254	3- 7	224	237	261	261	24	24	
DIV. I NON-CONF.	3- 8	258	0- 0	119	145	220	220	24	24	
TOTALS	RPI 1-25	RPI 26-50	W-L RECORDS	RPI 51-100	RPI 101-150	RPI 150+				
9- 16	0- 1	0- 2	OVERALL	0- 2	0- 2	9- 9				
7- 2	0- 0	0- 0	HOME	0- 0	0- 0	7- 2				
1- 12	0- 1	0- 2	AWAY	0- 2	0- 2	1- 5				
1- 2	0- 0	0- 0	NEUTRAL	0- 0	0- 0	1- 2				
3- 8	0- 1	0- 2	NON-CONFERENCE	0- 0	0- 2	3- 3				
2- 0	0- 0	0- 0	HOME	0- 0	0- 0	2- 0				
0- 6	0- 1	0- 2	AWAY	0- 0	0- 2	0- 1				
1- 2	0- 0	0- 0	NEUTRAL	0- 0	0- 0	1- 2				
6- 8	0- 0	0- 0	CONFERENCE	0- 2	0- 0	6- 6				
5- 2	0- 0	0- 0	HOME	0- 0	0- 0	5- 2				
1- 6	0- 0	0- 0	AWAY	0- 2	0- 0	1- 4				
0- 0	0- 0	0- 0	NEUTRAL	0- 0	0- 0	0- 0				

RPI 1-25				RPI 26-50				RPI 51-100				RPI 101+ Team's RPI: 261			
RPI	S	Opponent	Score	RPI	S	Opponent	Score	RPI	S	Opponent	Score	RPI	S	Opponent	Score
14	A	Kentucky	39 81	32	A	Mississippi St.	54 82	88	A	UT Martin	50 77	132	A	Youngstown St.	58 69
				43	A	Indiana	56 88	99	A	Belmont	65 80	135	A	Southern Ill.	70 79
												154	A	Illinois	43 98
												167	H	SIUE	73 61
												185	A	Eastern Ky.	67 78
												185	H	Eastern Ky.	66 70
												188	N	Fla. Atlantic	64 69
												202	N	Utah St.	46 63
												206	A	Southeast Mo. St.	65 75
												245	H	Texas Southern	72 56
												268	H	Austin Peay	66 58
												271	H	Murray St.	69 58
												273	A	Tennessee Tech	60 70
												273	H	Tennessee Tech	56 64
												281	N	Alabama St.	74 64
												288	A	Jacksonville St.	55 69
												288	H	Jacksonville St.	50 40
												304	H	Morehead St.	78 76
												334	H	Lipscomb	77 65
												341	A	Eastern Ill.	62 53
LAST 12 Division I GAMES:															
288	H	Jacksonville St.	50 40	88	A	UT Martin	50 77								
185	A	Eastern Ky.	67 78	99	A	Belmont	65 80								
273	H	Tennessee Tech	56 64	273	A	Tennessee Tech	60 70								
304	H	Morehead St.	78 76	271	H	Murray St.	69 58								
185	H	Eastern Ky.	66 70	268	H	Austin Peay	66 58								
288	A	Jacksonville St.	55 69	167	H	SIUE	73 61								

Non-Div I Games: Lane 75 44 North Ala. 58 40

Tennessee St.

Loss, Non-Conf, S Site, H Home A Away N Neutral

Average RPI Win:	283	WON-LOST	WINNING	LAST 10	STRENGTH OF	OPP. STRENGTH	TEAM	ADJ.	CONF.	ADJ CONF.
Average RPI Loss:	153	RECORD	PCT. RANK	GAMES	SCHEDULE	OF SCHEDULE	RPI	RPI	RPI	RPI
DIV. I ONLY	10- 18	257	5- 5	239	233	273	273	24	24	
DIV. I NON-CONF.	4- 9	245	0- 0	164	141	249	249	24	24	
TOTALS	RPI 1-25	RPI 26-50	W-L RECORDS	RPI 51-100	RPI 101-150	RPI 150+				
10- 18	0- 2	0- 1	OVERALL	0- 4	0- 4	10- 7				
7- 8	0- 1	0- 1	HOME	0- 1	0- 2	7- 3				
3- 10	0- 1	0- 0	AWAY	0- 3	0- 2	3- 4				
0- 0	0- 0	0- 0	NEUTRAL	0- 0	0- 0	0- 0				
4- 9	0- 2	0- 1	NON-CONFERENCE	0- 1	0- 4	4- 1				
3- 5	0- 1	0- 1	HOME	0- 0	0- 2	3- 1				
1- 4	0- 1	0- 0	AWAY	0- 1	0- 2	1- 0				
0- 0	0- 0	0- 0	NEUTRAL	0- 0	0- 0	0- 0				
6- 9	0- 0	0- 0	CONFERENCE	0- 3	0- 0	6- 6				
4- 3	0- 0	0- 0	HOME	0- 1	0- 0	4- 2				
2- 6	0- 0	0- 0	AWAY	0- 2	0- 0	2- 4				
0- 0	0- 0	0- 0	NEUTRAL	0- 0	0- 0	0- 0				

RPI 1-25				RPI 26-50				RPI 51-100				RPI 101+ Team's RPI: 273			
RPI	S	Opponent	Score	RPI	S	Opponent	Score	RPI	S	Opponent	Score	RPI	S	Opponent	Score
17	H	Louisville	54 76	44	H	Arkansas St.	55 77	76	A	Middle Tenn.	53 69	111	H	Mercer	47 63
23	A	Georgia	48 81					88	A	UT Martin	53 67	142	A	Xavier	47 64
								99	A	Belmont	49 70	146	A	Northern Ky.	62 88
								99	H	Belmont	79 80	149	H	Southern Miss.	57 69
												167	H	SIUE	68 83
												185	A	Eastern Ky.	77 72
												206	H	Southeast Mo. St.	57 60
												248	H	Clemson	53 71
												261	A	Tennessee St.	64 56
												261	H	Tennessee St.	70 60
												268	A	Austin Peay	75 91
												269	H	Georgia St.	72 65
												271	A	Murray St.	50 56
												288	A	Jacksonville St.	46 55
												288	H	Jacksonville St.	51 49
												291	H	Wichita St.	54 48
												297	A	UNCG	73 64
												304	A	Morehead St.	71 75
												304	H	Morehead St.	77 69
												334	H	Lipscomb	81 70
												341	H	Eastern Ill.	81 74
LAST 12 Division I GAMES:															
				99	A	Belmont	49 70	304	A	Morehead St.	71 75				
				304	H	Morehead St.	77 69	185	A	Eastern Ky.	77 72				
				288	H	Jacksonville St.	51 49	261	H	Tennessee St.	70 60				
				261	A	Tennessee St.	64 56	206	H	Southeast Mo. St.	57 60				
				288	A	Jacksonville St.	46 55	88	A	UT Martin	53 67				
				99	H	Belmont	79 80	268	A	Austin Peay	75 91				

Non-Div I Games:

Tennessee Tech

■ Loss, 
 ■ Non-Conf, 
 ■ S Site, 
 ■ H Home 
 ■ A Away 
 N Neutral

Average RPI Win: <b>112</b>	WON-LOST	WINNING	LAST 10	STRENGTH OF	OPP. STRENGTH	TEAM	ADJ.	CONF.	ADJ CONF.
Average RPI Loss: <b>17</b>	RECORD	PCT. RANK	GAMES	SCHEDULE	OF SCHEDULE	RPI	RPI	RPI	RPI
DIV. I ONLY	23- 2	6	8- 2	58	9	6	6	3	3
DIV. I NON-CONF.	11- 0	1	0- 0	155	14	10	10	3	3
TOTALS	RPI 1-25	RPI 26-50	W-L RECORDS	RPI 51-100	RPI 101-150	RPI 150+			
23- 2	4- 1	5- 1	OVERALL	3- 0	4- 0	7- 0			
13- 1	2- 1	3- 0	HOME	1- 0	2- 0	5- 0			
9- 1	2- 0	2- 0	AWAY	2- 0	1- 0	2- 0			
1- 0	0- 0	0- 0	NEUTRAL	0- 0	1- 0	0- 0			
11- 0	2- 0	1- 0	NON-CONFERENCE	0- 0	3- 0	5- 0			
7- 0	1- 0	1- 0	HOME	0- 0	1- 0	4- 0			
3- 0	1- 0	0- 0	AWAY	0- 0	1- 0	1- 0			
1- 0	0- 0	0- 0	NEUTRAL	0- 0	1- 0	0- 0			
12- 2	2- 1	4- 1	CONFERENCE	3- 0	1- 0	2- 0			
6- 1	1- 1	2- 0	HOME	1- 0	1- 0	1- 0			
6- 1	1- 0	2- 1	AWAY	2- 0	0- 0	1- 0			
0- 0	0- 0	0- 0	NEUTRAL	0- 0	0- 0	0- 0			

RPI	S	Opponent	Score	RPI	S	Opponent	Score	RPI	S	Opponent	Score	RPI	S	Opponent	Score
4	H	Baylor	67 <b>80</b>	30	A	Oklahoma	56 <b>74</b>	85	A	TCU	65 58	126	A	Little Rock	66 56
10	H	Stanford	77 69	30	H	Oklahoma	83 76	97	A	Iowa St.	65 49	129	H	Northwestern St.	86 33
18	A	Tennessee	64 53	32	H	Mississippi St.	53 47	97	H	Iowa St.	75 54	133	N	Arkansas	61 50
19	A	Oklahoma St.	78 48	37	A	West Virginia	65 54					140	H	Texas Tech	86 62
19	H	Oklahoma St.	70 55	49	A	Kansas St.	66 51					165	H	Hampton	79 52
				49	H	Kansas St.	58 51					194	H	Canisius	92 62
												212	A	Kansas	75 38
												212	H	Kansas	70 46
												224	A	Rice	70 47
												235	H	Sam Houston St.	83 49
												262	H	UTSA	90 53
LAST 12 Division I GAMES:															
49	H	Kansas St.	58 51	30	H	Oklahoma	83 76								
30	A	Oklahoma	56 <b>74</b>	85	A	TCU	65 58								
19	H	Oklahoma St.	70 55	4	H	Baylor	67 <b>80</b>								
97	A	Iowa St.	65 49	212	A	Kansas	75 38								
49	A	Kansas St.	66 51	19	A	Oklahoma St.	78 48								
212	H	Kansas	70 46	97	H	Iowa St.	75 54								

Non-Div I Games:

Texas

Average RPI Win:	115	WON-LOST	WINNING	LAST 10	STRENGTH OF	OPP. STRENGTH	TEAM	ADJ.	CONF.	ADJ CONF.
Average RPI Loss:	28	RECORD	PCT. RANK	GAMES	SCHEDULE	OF SCHEDULE	RPI	RPI	RPI	RPI
DIV. I ONLY	19- 7	53	7- 3	7	10	15	15	2	2	
DIV. I NON-CONF.	10- 3	61	0- 0	18	22	19	19	2	2	
TOTALS	RPI 1-25	RPI 26-50	W-L RECORDS	RPI 51-100	RPI 101-150	RPI 150+				
19- 7	2- 6	4- 0	OVERALL	2- 0	4- 1	7- 0				
12- 2	2- 2	2- 0	HOME	1- 0	2- 0	5- 0				
4- 3	0- 0	1- 0	AWAY	0- 0	1- 0	2- 0				
3- 2	0- 2	1- 0	NEUTRAL	1- 0	1- 0	0- 0				
10- 3	0- 3	2- 0	NON-CONFERENCE	2- 0	2- 0	4- 0				
6- 1	0- 1	0- 0	HOME	1- 0	1- 0	4- 0				
1- 0	0- 0	1- 0	AWAY	0- 0	0- 0	0- 0				
3- 2	0- 2	1- 0	NEUTRAL	1- 0	1- 0	0- 0				
9- 4	2- 3	2- 0	CONFERENCE	0- 0	2- 1	3- 0				
6- 1	2- 1	2- 0	HOME	0- 0	1- 0	1- 0				
3- 3	0- 2	0- 0	AWAY	0- 0	1- 1	2- 0				
0- 0	0- 0	0- 0	NEUTRAL	0- 0	0- 0	0- 0				

RPI	S	Opponent	Score
2	A	South Carolina	58 59
2	H	South Carolina	63 70
5	N	Ohio St.	80 95
12	N	BYU	64 72
18	H	Tennessee	76 71
20	A	Florida	81 83
22	H	DePaul	66 80
23	H	Georgia	73 62

RPI	S	Opponent	Score
30	N	Oklahoma	74 68
32	H	Mississippi St.	64 58
33	H	Missouri	81 77
47	A	Duke	72 66

RPI	S	Opponent	Score
84	N	California	75 58
85	H	TCU	82 78

RPI	S	Opponent	Score
123	N	Hawaii	82 41
126	H	Little Rock	69 39
130	A	LSU	53 35
130	H	LSU	68 54
133	A	Arkansas	61 67
155	A	Alabama	59 56
162	A	Ole Miss	62 48
162	H	Ole Miss	81 58
166	H	Southern U.	88 47
170	H	SMU	67 55
220	H	Texas St.	87 50
282	H	Prairie View	88 30

## LAST 12 Division I GAMES:

130	H	LSU	68 54	155	A	Alabama	59 56
162	A	Ole Miss	62 48	33	H	Missouri	81 77
32	H	Mississippi St.	64 58	2	A	South Carolina	58 59
18	H	Tennessee	76 71	162	H	Ole Miss	81 58
20	A	Florida	81 83	130	A	LSU	53 35
2	H	South Carolina	63 70	133	A	Arkansas	61 67

Non-Div I Games:

Texas A&amp;M

■ Loss, 
 ■ Non-Conf, S Site, 
 ■ Home 
 ■ Away 
 N Neutral



## Texas Southern

Through Games Of Feb. 20, 2016

Average RPI Win:	289	WON-LOST	WINNING	LAST 10	STRENGTH OF	OPP. STRENGTH	TEAM	ADJ.	CONF.	ADJ CONF.
Average RPI Loss:	196	RECORD	PCT. RANK	GAMES	SCHEDULE	OF SCHEDULE	RPI	RPI	RPI	RPI
DIV. I ONLY	15- 8	89	8- 2	349	303	245	245	32	32	
DIV. I NON-CONF.	4- 6	201	0- 0	347	94	300	300	31	31	
TOTALS	RPI 1-25	RPI 26-50	W-L RECORDS	RPI 51-100	RPI 101-150	RPI 150+				
15- 8	0- 1	0- 0	OVERALL	0- 0	0- 1	15- 6				
7- 3	0- 0	0- 0	HOME	0- 0	0- 0	7- 3				
7- 5	0- 1	0- 0	AWAY	0- 0	0- 1	7- 3				
1- 0	0- 0	0- 0	NEUTRAL	0- 0	0- 0	1- 0				
4- 6	0- 1	0- 0	NON-CONFERENCE	0- 0	0- 1	4- 4				
1- 2	0- 0	0- 0	HOME	0- 0	0- 0	1- 2				
2- 4	0- 1	0- 0	AWAY	0- 0	0- 1	2- 2				
1- 0	0- 0	0- 0	NEUTRAL	0- 0	0- 0	1- 0				
11- 2	0- 0	0- 0	CONFERENCE	0- 0	0- 0	11- 2				
6- 1	0- 0	0- 0	HOME	0- 0	0- 0	6- 1				
5- 1	0- 0	0- 0	AWAY	0- 0	0- 0	5- 1				
0- 0	0- 0	0- 0	NEUTRAL	0- 0	0- 0	0- 0				

RPI 1-25			RPI 26-50			RPI 51-100			RPI 101+ Team's RPI: 245		
RPI	S	Opponent	Score	RPI	S	Opponent	Score	RPI	S	Opponent	Score
19	A	Oklahoma St.	52 87					130	A	LSU	36 86
								166	H	Southern U.	59 45
								183	A	Grambling	62 50
								183	H	Grambling	46 49
								212	A	Kansas	65 72
								224	A	Rice	69 66
								235	H	Sam Houston St.	51 53
								246	H	Houston Baptist	65 77
								261	A	Tennessee St.	56 72
								262	A	UTSA	59 44
								281	A	Alabama St.	51 57
								282	A	Prairie View	50 43
								282	H	Prairie View	72 65
								299	A	Jackson St.	62 36
								299	H	Jackson St.	66 47
								310	H	Alcorn	68 39
								312	H	A&M-Corpus Christi	51 43
								334	N	Lipscomb	66 62
								342	H	Ark.-Pine Bluff	57 30
								347	A	Alabama A&M	57 38
								348	A	Mississippi Val.	85 30
								348	H	Mississippi Val.	76 38
LAST 12 Division I GAMES:											
348	A	Mississippi Val.	85 30	342	H	Ark.-Pine Bluff	57 30				
183	H	Grambling	46 49	348	H	Mississippi Val.	76 38				
299	H	Jackson St.	66 47	183	A	Grambling	62 50				
282	A	Prairie View	50 43	299	A	Jackson St.	62 36				
347	A	Alabama A&M	57 38	282	H	Prairie View	72 65				
281	A	Alabama St.	51 57	310	H	Alcorn	68 39				

Non-Div I Games:

Texas Southern

■ Loss, 
 ■ Non-Conf, S Site, 
 ■ Home 
 ■ Away 
 N Neutral

Average RPI Win:	228	WON-LOST	WINNING	LAST 10	STRENGTH OF	OPP. STRENGTH	TEAM	ADJ.	CONF.	ADJ CONF.
Average RPI Loss:	149	RECORD	PCT. RANK	GAMES	SCHEDULE	OF SCHEDULE	RPI	RPI	RPI	RPI
DIV. I ONLY	10- 13	217	4- 6	204	167	220	220	16	16	
DIV. I NON-CONF.	3- 5	218	0- 0	100	45	162	162	14	14	
TOTALS	RPI 1-25	RPI 26-50	W-L RECORDS	RPI 51-100	RPI 101-150	RPI 150+				
10- 13	0- 1	0- 3	OVERALL	0- 1	2- 2	8- 6				
7- 3	0- 0	0- 1	HOME	0- 0	1- 1	6- 1				
3- 7	0- 1	0- 1	AWAY	0- 0	1- 0	2- 5				
0- 3	0- 0	0- 1	NEUTRAL	0- 1	0- 1	0- 0				
3- 5	0- 1	0- 2	NON-CONFERENCE	0- 1	0- 1	3- 0				
2- 0	0- 0	0- 0	HOME	0- 0	0- 0	2- 0				
1- 2	0- 1	0- 1	AWAY	0- 0	0- 0	1- 0				
0- 3	0- 0	0- 1	NEUTRAL	0- 1	0- 1	0- 0				
7- 8	0- 0	0- 1	CONFERENCE	0- 0	2- 1	5- 6				
5- 3	0- 0	0- 1	HOME	0- 0	1- 1	4- 1				
2- 5	0- 0	0- 0	AWAY	0- 0	1- 0	1- 5				
0- 0	0- 0	0- 0	NEUTRAL	0- 0	0- 0	0- 0				

RPI 1-25				RPI 26-50				RPI 51-100				RPI 101+ Team's RPI: 220			
RPI	S	Opponent	Score	RPI	S	Opponent	Score	RPI	S	Opponent	Score	RPI	S	Opponent	Score
15	A	Texas A&M	50 87	33	A	Missouri	56 82	97	N	Iowa St.	61 83	126	H	Little Rock	67 57
				44	H	Arkansas St.	59 74					128	A	La.-Lafayette	46 42
				47	N	Duke	34 85					128	H	La.-Lafayette	47 59
												137	N	Idaho	55 75
												152	H	UT Arlington	48 80
												179	A	Troy	79 112
												186	A	South Ala.	73 71
												223	H	North Texas	64 62
												246	A	Houston Baptist	71 66
												262	H	UTSA	72 64
												269	A	Georgia St.	62 73
												269	H	Georgia St.	80 71
												272	A	Appalachian St.	71 90
												272	H	Appalachian St.	87 76
												278	A	Ga. Southern	64 78
												278	H	Ga. Southern	61 56
												290	A	La.-Monroe	59 63
												290	H	La.-Monroe	63 57
LAST 12 Division I GAMES:															
128	H	La.-Lafayette	47 59	290	A	La.-Monroe	59 63								
290	H	La.-Monroe	63 57	128	A	La.-Lafayette	46 42								
272	H	Appalachian St.	87 76	44	H	Arkansas St.	59 74								
152	H	UT Arlington	48 80	126	H	Little Rock	67 57								
278	A	Ga. Southern	64 78	179	A	Troy	79 112								
269	A	Georgia St.	62 73	186	A	South Ala.	73 71								

Non-Div I Games: Tex. A&amp;M-Commerce 80 60 St. Edward's 52 44

Texas St.

Loss, Non-Conf, S Site, H Home A Away N Neutral

Average RPI Win:	217	WON-LOST	WINNING	LAST 10	STRENGTH OF	OPP. STRENGTH	TEAM	ADJ.	CONF.	ADJ CONF.
Average RPI Loss:	40	RECORD	PCT. RANK	GAMES	SCHEDULE	OF SCHEDULE	RPI	RPI	RPI	RPI
DIV. I ONLY	11- 14	211	2- 8	44	68	140	140	3	3	
DIV. I NON-CONF.	9- 2	37	0- 0	219	308	100	100	3	3	
TOTALS	RPI 1-25	RPI 26-50	W-L RECORDS	RPI 51-100	RPI 101-150	RPI 150+				
11- 14	0- 5	0- 5	OVERALL	2- 4	1- 0	8- 0				
10- 5	0- 2	0- 2	HOME	2- 1	1- 0	7- 0				
0- 8	0- 0	0- 0	AWAY	0- 0	0- 0	0- 0				
1- 1	0- 0	0- 1	NEUTRAL	0- 0	0- 0	1- 0				
9- 2	0- 0	0- 1	NON-CONFERENCE	1- 1	1- 0	7- 0				
8- 0	0- 0	0- 0	HOME	1- 0	1- 0	6- 0				
0- 1	0- 0	0- 0	AWAY	0- 1	0- 0	0- 0				
1- 1	0- 0	0- 1	NEUTRAL	0- 0	0- 0	1- 0				
2- 12	0- 5	0- 4	CONFERENCE	1- 3	0- 0	1- 0				
2- 5	0- 2	0- 2	HOME	1- 1	0- 0	1- 0				
0- 7	0- 3	0- 2	AWAY	0- 2	0- 0	0- 0				
0- 0	0- 0	0- 0	NEUTRAL	0- 0	0- 0	0- 0				

RPI 1-25				RPI 26-50				RPI 51-100				RPI 101+ Team's RPI: 140			
RPI	S	Opponent	Score	RPI	S	Opponent	Score	RPI	S	Opponent	Score	RPI	S	Opponent	Score
4	A	Baylor	43 69	29	N	Washington	73 77	60	H	Abilene Christian	71 65	137	H	Idaho	78 62
4	H	Baylor	36 66	30	A	Oklahoma	53 92	61	A	Santa Clara	70 75	174	N	Fordham	62 48
6	A	Texas	62 86	37	A	West Virginia	57 79	85	A	TCU	48 69	183	H	Grambling	70 55
19	A	Oklahoma St.	57 70	37	H	West Virginia	42 69	85	H	TCU	69 78	212	H	Kansas	54 44
19	H	Oklahoma St.	46 69	49	H	Kansas St.	53 65	97	A	Iowa St.	48 77	229	H	Idaho St.	79 64
								97	H	Iowa St.	69 66	305	H	Niagara	79 45
												313	H	Southeastern La.	113 51
												330	H	Incarnate Word	70 55
												342	H	Ark.-Pine Bluff	84 40
LAST 12 Division I GAMES:															
97	A	Iowa St.	48 77	49	H	Kansas St.	53 65								
4	H	Baylor	36 66	30	A	Oklahoma	53 92								
19	A	Oklahoma St.	57 70	97	H	Iowa St.	69 66								
37	H	West Virginia	42 69	85	A	TCU	48 69								
212	H	Kansas	54 44	37	A	West Virginia	57 79								
4	A	Baylor	43 69	19	H	Oklahoma St.	46 69								

Non-Div I Games:

Texas Tech

■ Loss, 
■ Non-Conf, 
■ S Site, 
■ H Home 
■ A Away 
N Neutral

Average RPI Win:	220	WON-LOST	WINNING	LAST 10	STRENGTH OF	OPP. STRENGTH	TEAM	ADJ.	CONF.	ADJ CONF.
Average RPI Loss:	70	RECORD	PCT. RANK	GAMES	SCHEDULE	OF SCHEDULE	RPI	RPI	RPI	RPI
DIV. I ONLY	15- 10	114	7- 3	105	121	98	98	12	12	
DIV. I NON-CONF.	5- 6	180	0- 0	81	64	143	143	13	13	
TOTALS	RPI 1-25	RPI 26-50	W-L RECORDS	RPI 51-100	RPI 101-150	RPI 150+				
15- 10	0- 1	0- 3	OVERALL	2- 3	3- 3	10- 0				
7- 3	0- 0	0- 1	HOME	0- 1	2- 1	5- 0				
6- 5	0- 0	0- 0	AWAY	1- 0	1- 0	4- 0				
2- 2	0- 0	0- 1	NEUTRAL	1- 0	0- 1	1- 0				
5- 6	0- 1	0- 2	NON-CONFERENCE	1- 1	0- 2	4- 0				
2- 2	0- 0	0- 0	HOME	0- 1	0- 1	2- 0				
1- 2	0- 1	0- 1	AWAY	0- 0	0- 0	1- 0				
2- 2	0- 0	0- 1	NEUTRAL	1- 0	0- 1	1- 0				
10- 4	0- 0	0- 1	CONFERENCE	1- 2	3- 1	6- 0				
5- 1	0- 0	0- 1	HOME	0- 0	2- 0	3- 0				
5- 3	0- 0	0- 0	AWAY	1- 2	1- 1	3- 0				
0- 0	0- 0	0- 0	NEUTRAL	0- 0	0- 0	0- 0				

RPI 1-25				RPI 26-50				RPI 51-100 Team's RPI: 98				RPI 101+			
RPI	S	Opponent	Score	RPI	S	Opponent	Score	RPI	S	Opponent	Score	RPI	S	Opponent	Score
1	A	Notre Dame	39 74	27	H	Ohio	57 77	59	H	Dayton	57 83	103	N	Harvard	70 76
				36	A	St. Bonaventure	63 74	73	A	Ball St.	69 75	118	A	Western Mich.	80 68
				48	N	Albany (NY)	55 63	81	N	VCU	80 61	118	H	Western Mich.	80 73
								82	A	Central Mich.	81 79	124	H	Arizona	59 62
								96	A	Eastern Mich.	41 59	131	A	Akron	71 81
												141	H	Buffalo	71 60
												218	A	Ill.-Chicago	60 51
												237	N	Columbia	88 75
												254	A	Bowling Green	68 60
												254	H	Bowling Green	75 61
												258	H	Northern Ill.	66 59
												265	A	Miami (OH)	55 50
												277	H	Cleveland St.	66 53
												324	A	Kent St.	67 64
												324	H	Kent St.	73 67
												342	H	Ark.-Pine Bluff	74 47
LAST 12 Division I GAMES:															
				82	A	Central Mich.	81 79	254	H	Bowling Green	75 61				
				254	A	Bowling Green	68 60	96	A	Eastern Mich.	41 59				
				27	H	Ohio	57 77	131	A	Akron	71 81				
				141	H	Buffalo	71 60	258	H	Northern Ill.	66 59				
				324	A	Kent St.	67 64	265	A	Miami (OH)	55 50				
				118	A	Western Mich.	80 68	118	H	Western Mich.	80 73				

Non-Div I Games:

Toledo

Average RPI Win: <b>192</b>	WON-LOST	WINNING	LAST 10	STRENGTH OF	OPP. STRENGTH	TEAM	ADJ.	CONF.	ADJ CONF.
Average RPI Loss: <b>163</b>	RECORD	PCT. RANK	GAMES	SCHEDULE	OF SCHEDULE	RPI	RPI	RPI	RPI
DIV. I ONLY	<b>6- 19</b>	<b>298</b>	<b>1- 9</b>	<b>187</b>	<b>180</b>	<b>287</b>	<b>287</b>	<b>13</b>	<b>13</b>
DIV. I NON-CONF.	<b>3- 8</b>	<b>258</b>	<b>0- 0</b>	<b>250</b>	<b>282</b>	<b>291</b>	<b>291</b>	<b>12</b>	<b>12</b>
TOTALS	RPI 1-25	RPI 26-50	W-L RECORDS	RPI 51-100	RPI 101-150	RPI 150+			
6- 19	0- 0	0- 1	OVERALL	1- 7	0- 0	5- 11			
4- 7	0- 0	0- 1	HOME	1- 2	0- 0	3- 4			
1- 12	0- 0	0- 0	AWAY	0- 5	0- 0	1- 7			
1- 0	0- 0	0- 0	NEUTRAL	0- 0	0- 0	1- 0			
3- 8	0- 0	0- 0	NON-CONFERENCE	0- 3	0- 0	3- 5			
2- 2	0- 0	0- 0	HOME	0- 1	0- 0	2- 1			
0- 6	0- 0	0- 0	AWAY	0- 2	0- 0	0- 4			
1- 0	0- 0	0- 0	NEUTRAL	0- 0	0- 0	1- 0			
3- 11	0- 0	0- 1	CONFERENCE	1- 4	0- 0	2- 6			
2- 5	0- 0	0- 1	HOME	1- 1	0- 0	1- 3			
1- 6	0- 0	0- 0	AWAY	0- 3	0- 0	1- 3			
0- 0	0- 0	0- 0	NEUTRAL	0- 0	0- 0	0- 0			

RPI S	Opponent	Score	RPI S	Opponent	Score	RPI S	Opponent	Score	RPI S	Opponent	Score	Team's RPI: 287
34	H James Madison	57 <b>64</b>	52	H Auburn	52 <b>74</b>	158	H UMBC	61 51				
			71	A Hofstra	60 <b>64</b>	159	A Northeastern	72 71				
			71	H Hofstra	56 <b>74</b>	173	A Cornell	60 <b>88</b>				
			78	A Minnesota	86 <b>105</b>	180	A George Mason	76 <b>88</b>				
			87	A Elon	58 <b>80</b>	182	A Delaware	64 <b>69</b>				
			87	H Elon	85 78	182	H Delaware	62 <b>66</b>				
			90	A Georgetown	46 <b>82</b>	203	H William & Mary	54 <b>73</b>				
			94	A Drexel	40 <b>56</b>	217	A Col. of Charleston	55 <b>67</b>				
						217	H Col. of Charleston	62 51				
						227	N Western Ill.	83 77				
						252	A UNCW	51 <b>53</b>				
						252	H UNCW	49 <b>52</b>				
						263	H Coppin St.	69 <b>81</b>				
						286	A Rider	72 <b>78</b>				
						302	H UMKC	70 47				
						321	A North Florida	72 <b>74</b>				
LAST 12 Division I GAMES:												
94	A Drexel	40 <b>56</b>	252	A UNCW	51 <b>53</b>							
217	H Col. of Charleston	62 51	71	A Hofstra	60 <b>64</b>							
87	A Elon	58 <b>80</b>	34	H James Madison	57 <b>64</b>							
71	H Hofstra	56 <b>74</b>	182	A Delaware	64 <b>69</b>							
182	H Delaware	62 <b>66</b>	87	H Elon	85 78							
217	A Col. of Charleston	55 <b>67</b>	252	H UNCW	49 <b>52</b>							

Non-Div I Games:

Towson

■ Loss, 
 ■ Non-Conf, 
 ■ S Site, 
 ■ H Home 
 ■ A Away 
 N Neutral

Average RPI Win:	252	WON-LOST	WINNING	LAST 10	STRENGTH OF	OPP. STRENGTH	TEAM	ADJ.	CONF.	ADJ CONF.
Average RPI Loss:	142	RECORD	PCT. RANK	GAMES	SCHEDULE	OF SCHEDULE	RPI	RPI	RPI	RPI
DIV. I ONLY	11- 12	190	3- 7	206	228	179	179	16	16	
DIV. I NON-CONF.	3- 4	197	0- 0	220	310	160	160	14	14	
TOTALS	RPI 1-25	RPI 26-50	W-L RECORDS	RPI 51-100	RPI 101-150	RPI 150+				
11- 12	0- 0	0- 2	OVERALL	0- 2	1- 4	10- 4				
6- 3	0- 0	0- 1	HOME	0- 0	1- 0	5- 2				
5- 9	0- 0	0- 1	AWAY	0- 2	0- 4	5- 2				
0- 0	0- 0	0- 0	NEUTRAL	0- 0	0- 0	0- 0				
3- 4	0- 0	0- 0	NON-CONFERENCE	0- 2	0- 2	3- 0				
1- 0	0- 0	0- 0	HOME	0- 0	0- 0	1- 0				
2- 4	0- 0	0- 0	AWAY	0- 2	0- 2	2- 0				
0- 0	0- 0	0- 0	NEUTRAL	0- 0	0- 0	0- 0				
8- 8	0- 0	0- 2	CONFERENCE	0- 0	1- 2	7- 4				
5- 3	0- 0	0- 1	HOME	0- 0	1- 0	4- 2				
3- 5	0- 0	0- 1	AWAY	0- 0	0- 2	3- 2				
0- 0	0- 0	0- 0	NEUTRAL	0- 0	0- 0	0- 0				

RPI 1-25				RPI 26-50				RPI 51-100				RPI 101+				Team's RPI: 179	
RPI	S	Opponent	Score	RPI	S	Opponent	Score	RPI	S	Opponent	Score	RPI	S	Opponent	Score		
				44	A	Arkansas St.	80 94	75	A	Vanderbilt	43 97	112	A	Samford	69 73		
				44	H	Arkansas St.	81 101	99	A	Belmont	93 102	126	A	Little Rock	64 79		
												126	H	Little Rock	78 71		
												128	A	La.-Lafayette	53 56		
												139	A	UAB	67 89		
												152	H	UT Arlington	88 71		
												186	A	South Ala.	63 65		
												186	H	South Ala.	71 75		
												220	H	Texas St.	112 79		
												269	A	Georgia St.	97 90		
												269	H	Georgia St.	89 78		
												272	A	Appalachian St.	100 89		
												272	H	Appalachian St.	81 96		
												278	A	Ga. Southern	81 66		
												278	H	Ga. Southern	84 68		
												281	A	Alabama St.	73 59		
												290	A	La.-Monroe	73 77		
												313	A	Southeastern La.	100 90		
												319	H	Nicholls St.	104 51		
LAST 12 Division I GAMES:																	
				272	A	Appalachian St.	100 89	272	H	Appalachian St.	81 96						
				186	A	South Ala.	63 65	186	H	South Ala.	71 75						
				269	H	Georgia St.	89 78	128	A	La.-Lafayette	53 56						
				278	H	Ga. Southern	84 68	290	A	La.-Monroe	73 77						
				44	A	Arkansas St.	80 94	220	H	Texas St.	112 79						
				126	A	Little Rock	64 79	152	H	UT Arlington	88 71						

Non-Div I Games: West Ala. 103 72 Fort Valley St. 118 72

Troy

## Tulane

Through Games Of Feb. 20, 2016

Average RPI Win:	191	WON-LOST	WINNING	LAST 10	STRENGTH OF	OPP. STRENGTH	TEAM	ADJ.	CONF.	ADJ CONF.
Average RPI Loss:	44	RECORD	PCT. RANK	GAMES	SCHEDULE	OF SCHEDULE	RPI	RPI	RPI	RPI
DIV. I ONLY	19- 8	69	7- 3	137	76	83	83	9	9	
DIV. I NON-CONF.	9- 3	69	0- 0	74	71	50	50	7	7	
TOTALS	RPI 1-25	RPI 26-50	W-L RECORDS	RPI 51-100	RPI 101-150	RPI 150+				
19- 8	0- 2	0- 4	OVERALL	2- 1	2- 1	15- 0				
12- 3	0- 1	0- 1	HOME	1- 1	2- 0	9- 0				
6- 3	0- 1	0- 1	AWAY	0- 0	0- 1	6- 0				
1- 2	0- 0	0- 2	NEUTRAL	1- 0	0- 0	0- 0				
9- 3	0- 1	0- 2	NON-CONFERENCE	2- 0	2- 0	5- 0				
7- 0	0- 0	0- 0	HOME	1- 0	2- 0	4- 0				
1- 1	0- 1	0- 0	AWAY	0- 0	0- 0	1- 0				
1- 2	0- 0	0- 2	NEUTRAL	1- 0	0- 0	0- 0				
10- 5	0- 1	0- 2	CONFERENCE	0- 1	0- 1	10- 0				
5- 3	0- 1	0- 1	HOME	0- 1	0- 0	5- 0				
5- 2	0- 0	0- 1	AWAY	0- 0	0- 1	5- 0				
0- 0	0- 0	0- 0	NEUTRAL	0- 0	0- 0	0- 0				

RPI 1-25				RPI 26-50				RPI 51-100				Team's RPI: 83	RPI 101+			
RPI	S	Opponent	Score	RPI	S	Opponent	Score	RPI	S	Opponent	Score		RPI	S	Opponent	Score
3	H	UConn	38 96	26	N	Green Bay	58 79	57	H	Saint Louis	66 58		106	A	Memphis	67 83
13	A	Florida St.	72 78	42	A	South Fla.	65 77	69	H	Temple	54 72		126	H	Little Rock	69 53
				42	H	South Fla.	67 71	91	N	Virginia	67 62		130	H	LSU	67 63
				50	N	Rutgers	51 75						161	A	East Carolina	66 51
													161	H	East Carolina	78 73
													162	A	Ole Miss	61 59
													163	H	McNeese St.	74 55
													166	H	Southern U.	77 48
													170	A	SMU	54 42
													170	H	SMU	76 64
													189	A	Tulsa	71 47
													189	H	Tulsa	61 42
													266	A	UCF	65 53
													266	H	UCF	75 54
													280	A	Houston	59 56
													280	H	Houston	70 48
													297	H	UNCG	74 53
													299	H	Jackson St.	92 49
LAST 12 Division I GAMES:																
189	H	Tulsa	61 42	69	H	Temple	54 72									
266	A	UCF	65 53	161	H	East Carolina	78 73									
170	H	SMU	76 64	170	A	SMU	54 42									
42	A	South Fla.	65 77	189	A	Tulsa	71 47									
280	A	Houston	59 56	42	H	South Fla.	67 71									
3	H	UConn	38 96	266	H	UCF	75 54									

Non-Div I Games:

Tulane

■ Loss, 
■ Non-Conf, 
■ S Site, 
■ H Home 
■ A Away 
N Neutral

Average RPI Win: <b>187</b>	WON-LOST	WINNING	LAST 10	STRENGTH OF	OPP. STRENGTH	TEAM	ADJ.	CONF.	ADJ CONF.
Average RPI Loss: <b>111</b>	RECORD	PCT. RANK	GAMES	SCHEDULE	OF SCHEDULE	RPI	RPI	RPI	RPI
DIV. I ONLY	10- 17	251	4- 6	110	82	189	189	9	9
DIV. I NON-CONF.	3- 8	258	0- 0	97	79	206	206	7	7
TOTALS	RPI 1-25	RPI 26-50	W-L RECORDS	RPI 51-100	RPI 101-150	RPI 150+			
10- 17	0- 2	0- 2	OVERALL	0- 4	3- 4	7- 5			
5- 8	0- 1	0- 2	HOME	0- 1	0- 2	5- 2			
5- 7	0- 1	0- 0	AWAY	0- 3	3- 1	2- 2			
0- 2	0- 0	0- 0	NEUTRAL	0- 0	0- 1	0- 1			
3- 8	0- 0	0- 2	NON-CONFERENCE	0- 1	2- 3	1- 2			
1- 4	0- 0	0- 2	HOME	0- 0	0- 1	1- 1			
2- 2	0- 0	0- 0	AWAY	0- 1	2- 1	0- 0			
0- 2	0- 0	0- 0	NEUTRAL	0- 0	0- 1	0- 1			
7- 9	0- 2	0- 0	CONFERENCE	0- 3	1- 1	6- 3			
4- 4	0- 1	0- 0	HOME	0- 1	0- 1	4- 1			
3- 5	0- 1	0- 0	AWAY	0- 2	1- 0	2- 2			
0- 0	0- 0	0- 0	NEUTRAL	0- 0	0- 0	0- 0			

RPI 1-25				RPI 26-50				RPI 51-100				RPI 101+ Team's RPI: 189			
RPI	S	Opponent	Score	RPI	S	Opponent	Score	RPI	S	Opponent	Score	RPI	S	Opponent	Score
3	A	UConn	35 <b>95</b>	30	H	Oklahoma	62 <b>75</b>	57	A	Saint Louis	73 <b>82</b>	106	A	Memphis	65 59
3	H	UConn	30 <b>94</b>	49	H	Kansas St.	67 <b>75</b>	69	A	Temple	46 <b>66</b>	106	H	Memphis	58 <b>69</b>
								83	A	Tulane	42 <b>61</b>	109	A	UNI	59 <b>75</b>
								83	H	Tulane	47 <b>71</b>	110	N	Drake	80 <b>91</b>
												126	A	Little Rock	74 63
												133	A	Arkansas	74 67
												148	H	Oral Roberts	53 <b>59</b>
												161	A	East Carolina	55 54
												161	H	East Carolina	81 79
												170	A	SMU	45 <b>62</b>
												170	H	SMU	56 54
												180	N	George Mason	63 <b>64</b>
												183	H	Grambling	79 51
												195	H	Cincinnati	53 <b>55</b>
												231	H	Indiana St.	63 <b>67</b>
												266	A	UCF	74 <b>75</b>
												266	H	UCF	95 71
												280	A	Houston	79 62
												280	H	Houston	44 28
LAST 12 Division I GAMES:															
83	A	Tulane	42 <b>61</b>	3	H	UConn	30 <b>94</b>	106	H	Memphis	58 <b>69</b>	280	A	Houston	79 62
170	A	SMU	45 <b>62</b>	49	H	Kansas St.	67 <b>75</b>	83	H	Tulane	47 <b>71</b>	195	H	Cincinnati	53 <b>55</b>
266	H	UCF	95 71					106	A	Memphis	65 59				
280	H	Houston	44 28												
161	A	East Carolina	55 54												
266	A	UCF	74 <b>75</b>												

Non-Div I Games:

Tulsa

■ Loss, 
 ■ Non-Conf, 
 ■ S Site, 
 ■ H Home 
 ■ A Away 
 N Neutral



UAB				STRENGTH OF SCHEDULE	OPP. STRENGTH OF SCHEDULE	TEAM RPI	ADJ. RPI	CONF. RPI	ADJ CONF. RPI
Average RPI Win:	206	WON-LOST RECORD	WINNING PCT. RANK						
Average RPI Loss:	118		LAST 10 GAMES						
DIV. I ONLY	13- 11	147	6- 4	153	157	139	139	11	11
DIV. I NON-CONF.	7- 4	110	0- 0	189	260	121	121	10	10
-----									
TOTALS	RPI 1-25	RPI 26-50	W-L RECORDS	RPI 51-100	RPI 101-150	RPI 150+			
13- 11	0- 2	0- 1	OVERALL	1- 4	3- 1	9- 3			
9- 2	0- 0	0- 0	HOME	1- 1	3- 1	5- 0			
3- 8	0- 2	0- 0	AWAY	0- 3	0- 0	3- 3			
1- 1	0- 0	0- 1	NEUTRAL	0- 0	0- 0	1- 0			
7- 4	0- 1	0- 1	NON-CONFERENCE	0- 2	1- 0	6- 0			
5- 0	0- 0	0- 0	HOME	0- 0	1- 0	4- 0			
1- 3	0- 1	0- 0	AWAY	0- 2	0- 0	1- 0			
1- 1	0- 0	0- 1	NEUTRAL	0- 0	0- 0	1- 0			
6- 7	0- 1	0- 0	CONFERENCE	1- 2	2- 1	3- 3			
4- 2	0- 0	0- 0	HOME	1- 1	2- 1	1- 0			
2- 5	0- 1	0- 0	AWAY	0- 1	0- 0	2- 3			
0- 0	0- 0	0- 0	NEUTRAL	0- 0	0- 0	0- 0			

RPI 1-25				RPI 26-50				RPI 51-100				RPI 101+ Team's RPI: 139			
RPI	S	Opponent	Score	RPI	S	Opponent	Score	RPI	S	Opponent	Score	RPI	S	Opponent	Score
13	A	Florida St.	44 84	46	N	North Carolina St.	56 67	51	H	Western Ky.	49 63	112	H	Samford	61 41
24	A	UTEP	54 62					52	A	Auburn	71 85	145	H	Old Dominion	58 55
								76	A	Middle Tenn.	40 68	149	H	Southern Miss.	53 49
								79	H	Charlotte	75 57	150	H	Marshall	61 64
								99	A	Belmont	62 63	171	H	Louisiana Tech	64 49
												179	H	Troy	89 67
												186	A	South Ala.	53 39
												188	A	Fla. Atlantic	67 62
												223	A	North Texas	51 53
												224	A	Rice	64 55
												247	N	High Point	56 46
												262	A	UTSA	52 54
												300	A	FIU	61 72
												308	H	South Carolina St.	71 38
												342	H	Ark.-Pine Bluff	82 32
												348	H	Mississippi Val.	80 33
LAST 12 Division I GAMES:															
171	H	Louisiana Tech	64 49	223	A	North Texas	51 53								
149	H	Southern Miss.	53 49	224	A	Rice	64 55								
188	A	Fla. Atlantic	67 62	79	H	Charlotte	75 57								
300	A	FIU	61 72	145	H	Old Dominion	58 55								
150	H	Marshall	61 64	24	A	UTEP	54 62								
51	H	Western Ky.	49 63	262	A	UTSA	52 54								

Non-Div I Games:

UAB

■ Loss, 
 ■ Non-Conf, 
 ■ S Site, 
 ■ Home 
 ■ A Away 
 N Neutral

Average RPI Win:	252	WON-LOST	WINNING	LAST 10	STRENGTH OF	OPP. STRENGTH	TEAM	ADJ.	CONF.	ADJ CONF.
Average RPI Loss:	124	RECORD	PCT. RANK	GAMES	SCHEDULE	OF SCHEDULE	RPI	RPI	RPI	RPI
DIV. I ONLY	14- 11	137	5- 5	274	190	184	184	22	22	
DIV. I NON-CONF.	6- 6	160	0- 0	261	119	196	196	21	21	
TOTALS	RPI 1-25	RPI 26-50	W-L RECORDS	RPI 51-100	RPI 101-150	RPI 150+				
14- 11	0- 1	0- 1	OVERALL	1- 3	1- 2	12- 4				
6- 5	0- 1	0- 0	HOME	0- 1	1- 1	5- 2				
8- 4	0- 0	0- 0	AWAY	1- 2	0- 1	7- 1				
0- 2	0- 0	0- 1	NEUTRAL	0- 0	0- 0	0- 1				
6- 6	0- 1	0- 1	NON-CONFERENCE	1- 1	0- 0	5- 3				
1- 3	0- 1	0- 0	HOME	0- 0	0- 0	1- 2				
5- 1	0- 0	0- 0	AWAY	1- 1	0- 0	4- 0				
0- 2	0- 0	0- 1	NEUTRAL	0- 0	0- 0	0- 1				
8- 5	0- 0	0- 0	CONFERENCE	0- 2	1- 2	7- 1				
5- 2	0- 0	0- 0	HOME	0- 1	1- 1	4- 0				
3- 3	0- 0	0- 0	AWAY	0- 1	0- 1	3- 1				
0- 0	0- 0	0- 0	NEUTRAL	0- 0	0- 0	0- 0				

RPI 1-25				RPI 26-50				RPI 51-100				RPI 101+ Team's RPI: 184			
RPI	S	Opponent	Score	RPI	S	Opponent	Score	RPI	S	Opponent	Score	RPI	S	Opponent	Score
10	H	Stanford	45 74	48	N	Albany (NY)	70 80	54	A	UC Riverside	73 80	123	A	Hawaii	50 70
								54	H	UC Riverside	76 90	123	H	Hawaii	60 58
								58	A	St. Mary's (CA)	78 71	136	H	Long Beach St.	62 75
								74	A	Utah	58 88	153	H	Pacific	53 66
												168	H	Sacramento St.	77 92
												190	A	Cal Poly	75 57
												190	H	Cal Poly	82 71
												207	A	Utah Valley	59 55
												250	A	San Diego St.	65 54
												260	A	UC Santa Barbara	59 66
												260	H	UC Santa Barbara	80 51
												285	A	Portland	72 47
												289	N	Florida A&M	58 61
												298	A	CSUN	75 52
												314	A	Portland St.	82 70
												336	H	UC Irvine	74 61
												338	A	Cal St. Fullerton	63 59
												338	H	Cal St. Fullerton	80 56
												344	H	Air Force	66 40
LAST 12 Division I GAMES:															
54	H	UC Riverside	76 90	260	H	UC Santa Barbara	80 51								
123	A	Hawaii	50 70	136	H	Long Beach St.	62 75								
338	H	Cal St. Fullerton	80 56	190	A	Cal Poly	75 57								
190	H	Cal Poly	82 71	260	A	UC Santa Barbara	59 66								
338	A	Cal St. Fullerton	63 59	336	H	UC Irvine	74 61								
54	A	UC Riverside	73 80	123	H	Hawaii	60 58								

Non-Div I Games: Cal St. Monterey Ba91 36

UC Davis

■ Loss, 
 ■ Non-Conf, 
 ■ S Site, 
 ■ Home 
 ■ A Away 
 N Neutral

Average RPI Win:	330	WON-LOST	WINNING	LAST 10	STRENGTH OF	OPP. STRENGTH	TEAM	ADJ.	CONF.	ADJ CONF.
Average RPI Loss:	176	RECORD	PCT. RANK	GAMES	SCHEDULE	OF SCHEDULE	RPI	RPI	RPI	RPI
DIV. I ONLY	3- 22	338	1- 9	308	165	336	336	22	22	
DIV. I NON-CONF.	2- 11	306	0- 0	285	62	316	316	21	21	
TOTALS	RPI 1-25	RPI 26-50	W-L RECORDS	RPI 51-100	RPI 101-150	RPI 150+				
3- 22	0- 1	0- 3	OVERALL	0- 1	0- 3	3- 14				
1- 9	0- 0	0- 1	HOME	0- 0	0- 2	1- 6				
2- 12	0- 0	0- 0	AWAY	0- 0	0- 0	2- 1				
0- 1	0- 0	0- 1	NEUTRAL	0- 0	0- 0	0- 0				
2- 11	0- 1	0- 3	NON-CONFERENCE	0- 0	0- 0	2- 7				
1- 3	0- 0	0- 1	HOME	0- 0	0- 0	1- 2				
1- 7	0- 1	0- 1	AWAY	0- 0	0- 0	1- 5				
0- 1	0- 0	0- 1	NEUTRAL	0- 0	0- 0	0- 0				
1- 11	0- 0	0- 0	CONFERENCE	0- 1	0- 3	1- 7				
0- 6	0- 0	0- 0	HOME	0- 0	0- 2	0- 4				
1- 5	0- 0	0- 0	AWAY	0- 1	0- 1	1- 3				
0- 0	0- 0	0- 0	NEUTRAL	0- 0	0- 0	0- 0				

RPI	S	Opponent	Score	RPI	S	Opponent	Score	RPI	S	Opponent	Score	RPI	S	Opponent	Score	Team's RPI: 336
7	A	UCLA	48 83	35	H	St. John's (NY)	63 85	54	A	UC Riverside	69 93	123	A	Hawaii	35 59	
				39	N	Princeton	42 83					123	H	Hawaii	65 83	
				40	A	Southern California	56 75					136	H	Long Beach St.	65 71	
												168	A	Sacramento St.	78 126	
												184	A	UC Davis	61 74	
												190	A	Cal Poly	38 50	
												190	H	Cal Poly	54 72	
												196	A	San Jose St.	58 79	
												211	A	UNLV	52 72	
												226	H	Grand Canyon	53 58	
												240	A	CSU Bakersfield	39 65	
												242	A	Loyola Marymount	50 95	
												260	H	UC Santa Barbara	62 80	
												275	H	Northern Ariz.	55 71	
												298	A	CSUN	48 62	
												298	H	CSUN	64 83	
												323	H	Nevada	68 64	
												328	A	Southern Utah	63 58	
												338	A	Cal St. Fullerton	62 58	
												338	H	Cal St. Fullerton	53 66	
LAST 12 Division I GAMES:																
338	H	Cal St. Fullerton	53 66	338	A	Cal St. Fullerton	62 58									
298	A	CSUN	48 62	123	H	Hawaii	65 83									
260	H	UC Santa Barbara	62 80	136	H	Long Beach St.	65 71									
190	A	Cal Poly	38 50	184	A	UC Davis	61 74									
123	A	Hawaii	35 59	190	H	Cal Poly	54 72									
298	H	CSUN	64 83	54	A	UC Riverside	69 93									

Non-Div I Games: San Diego Christian78 49

UC Irvine

## UC Riverside

Through Games Of Feb. 20, 2016

Average RPI Win:	220	WON-LOST	WINNING	LAST 10	STRENGTH OF	OPP. STRENGTH	TEAM	ADJ.	CONF.	ADJ CONF.
Average RPI Loss:	45	RECORD	PCT. RANK	GAMES	SCHEDULE	OF SCHEDULE	RPI	RPI	RPI	RPI
DIV. I ONLY	19- 7	53	10- 0	100	184	54	54	22	22	
DIV. I NON-CONF.	7- 7	160	0- 0	53	63	90	90	21	21	
TOTALS	RPI 1-25	RPI 26-50	W-L RECORDS	RPI 51-100	RPI 101-150	RPI 150+				
19- 7	0- 3	0- 1	OVERALL	0- 2	4- 1	15- 0				
9- 1	0- 1	0- 0	HOME	0- 0	2- 0	7- 0				
9- 6	0- 2	0- 1	AWAY	0- 2	2- 1	7- 0				
1- 0	0- 0	0- 0	NEUTRAL	0- 0	0- 0	1- 0				
7- 7	0- 3	0- 1	NON-CONFERENCE	0- 2	1- 1	6- 0				
3- 1	0- 1	0- 0	HOME	0- 0	1- 0	2- 0				
3- 6	0- 2	0- 1	AWAY	0- 2	0- 1	3- 0				
1- 0	0- 0	0- 0	NEUTRAL	0- 0	0- 0	1- 0				
12- 0	0- 0	0- 0	CONFERENCE	0- 0	3- 0	9- 0				
6- 0	0- 0	0- 0	HOME	0- 0	1- 0	5- 0				
6- 0	0- 0	0- 0	AWAY	0- 0	2- 0	4- 0				
0- 0	0- 0	0- 0	NEUTRAL	0- 0	0- 0	0- 0				

RPI 1-25				RPI 26-50				RPI 51-100				Team's RPI: 54		RPI 101+			
RPI	S	Opponent	Score	RPI	S	Opponent	Score	RPI	S	Opponent	Score			RPI	S	Opponent	Score
7	H	UCLA	56 70	29	A	Washington	43 78	65	A	Oregon	81 95			101	A	San Francisco	76 88
8	A	Oregon St.	65 86					84	A	California	58 64			123	A	Hawaii	77 74
24	A	UTEP	57 68											134	H	Fresno St.	86 68
														136	A	Long Beach St.	78 60
														136	H	Long Beach St.	83 58
														184	A	UC Davis	90 76
														184	H	UC Davis	80 73
														190	A	Cal Poly	75 62
														190	H	Cal Poly	93 83
														206	N	Southeast Mo. St.	85 67
														226	A	Grand Canyon	85 67
														240	H	CSU Bakersfield	81 61
														242	H	Loyola Marymount	80 62
														250	A	San Diego St.	85 68
														255	A	Seattle	92 70
														260	A	UC Santa Barbara	83 53
														260	H	UC Santa Barbara	92 81
														298	H	CSUN	83 76
														336	H	UC Irvine	93 69
														338	A	Cal St. Fullerton	90 43
LAST 12 Division I GAMES:																	
				184	A	UC Davis	90 76					190	H	Cal Poly	93 83		
				136	H	Long Beach St.	83 58					260	H	UC Santa Barbara	92 81		
				190	A	Cal Poly	75 62					123	A	Hawaii	77 74		
				338	A	Cal St. Fullerton	90 43					136	A	Long Beach St.	78 60		
				298	H	CSUN	83 76					260	A	UC Santa Barbara	83 53		
				184	H	UC Davis	80 73					336	H	UC Irvine	93 69		

Non-Div I Games:

UC Riverside

■ Loss, 
 ■ Non-Conf, 
 ■ S Site, 
 ■ Home 
 ■ A Away 
 N Neutral

Average RPI Win:	281	WON-LOST	WINNING	LAST 10	STRENGTH OF	OPP. STRENGTH	TEAM	ADJ.	CONF.	ADJ CONF.
Average RPI Loss:	135	RECORD	PCT. RANK	GAMES	SCHEDULE	OF SCHEDULE	RPI	RPI	RPI	RPI
DIV. I ONLY	9- 17	259	5- 5	211	230	260	260	22	22	
DIV. I NON-CONF.	2- 11	306	0- 0	214	167	310	310	21	21	
TOTALS	RPI 1-25	RPI 26-50	W-L RECORDS	RPI 51-100	RPI 101-150	RPI 150+				
9- 17	0- 0	0- 0	OVERALL	0- 6	0- 6	9- 5				
6- 6	0- 0	0- 0	HOME	0- 2	0- 2	6- 2				
3- 11	0- 0	0- 0	AWAY	0- 4	0- 4	3- 3				
0- 0	0- 0	0- 0	NEUTRAL	0- 0	0- 0	0- 0				
2- 11	0- 0	0- 0	NON-CONFERENCE	0- 4	0- 3	2- 4				
2- 3	0- 0	0- 0	HOME	0- 1	0- 0	2- 2				
0- 8	0- 0	0- 0	AWAY	0- 3	0- 3	0- 2				
0- 0	0- 0	0- 0	NEUTRAL	0- 0	0- 0	0- 0				
7- 6	0- 0	0- 0	CONFERENCE	0- 2	0- 3	7- 1				
4- 3	0- 0	0- 0	HOME	0- 1	0- 2	4- 0				
3- 3	0- 0	0- 0	AWAY	0- 1	0- 1	3- 1				
0- 0	0- 0	0- 0	NEUTRAL	0- 0	0- 0	0- 0				

RPI 1-25			RPI 26-50			RPI 51-100			RPI 101+			Team's RPI: 260			
RPI	S	Opponent	Score	RPI	S	Opponent	Score	RPI	S	Opponent	Score	RPI	S	Opponent	Score
								54	A	UC Riverside	81 92	123	H	Hawaii	62 63
								54	H	UC Riverside	53 83	128	A	La.-Lafayette	42 61
								61	A	Santa Clara	48 66	130	A	LSU	50 68
								61	H	Santa Clara	37 48	136	A	Long Beach St.	52 60
								65	A	Oregon	51 79	136	H	Long Beach St.	55 58
								77	A	Washington St.	44 61	137	A	Idaho	42 64
												184	A	UC Davis	51 80
												184	H	UC Davis	66 59
												190	H	Cal Poly	78 67
												208	H	UTRGV	60 62
												238	A	Wyoming	67 76
												240	H	CSU Bakersfield	61 60
												242	H	Loyola Marymount	63 70
												264	A	Pepperdine	69 71
												298	A	CSUN	65 49
												298	H	CSUN	70 58
												304	H	Morehead St.	93 78
												336	A	UC Irvine	80 62
												338	A	Cal St. Fullerton	65 47
												338	H	Cal St. Fullerton	79 49
LAST 12 Division I GAMES:															
				136	H	Long Beach St.	55 58					184	A	UC Davis	51 80
				298	H	CSUN	70 58					54	A	UC Riverside	81 92
				136	A	Long Beach St.	52 60					184	H	UC Davis	66 59
				336	A	UC Irvine	80 62					298	A	CSUN	65 49
				123	H	Hawaii	62 63					338	A	Cal St. Fullerton	65 47
				338	H	Cal St. Fullerton	79 49					54	H	UC Riverside	53 83

Non-Div I Games: La Verne 89 41

UC Santa Barbara

■ Loss, 
 ■ Non-Conf, 
 ■ S Site, 
 ■ Home 
 ■ A Away 
 N Neutral

Average RPI Win:	222	WON-LOST	WINNING	LAST 10	STRENGTH OF	OPP. STRENGTH	TEAM	ADJ.	CONF.	ADJ CONF.
Average RPI Loss:	120	RECORD	PCT. RANK	GAMES	SCHEDULE	OF SCHEDULE	RPI	RPI	RPI	RPI
DIV. I ONLY	6- 21	307	2- 8	124	89	266	266	9	9	
DIV. I NON-CONF.	3- 8	258	0- 0	154	166	252	252	7	7	
TOTALS	RPI 1-25	RPI 26-50	W-L RECORDS	RPI 51-100	RPI 101-150	RPI 150+				
6- 21	0- 3	0- 3	OVERALL	0- 3	0- 4	6- 8				
4- 10	0- 1	0- 2	HOME	0- 2	0- 2	4- 3				
2- 10	0- 1	0- 1	AWAY	0- 1	0- 2	2- 5				
0- 1	0- 1	0- 0	NEUTRAL	0- 0	0- 0	0- 0				
3- 8	0- 2	0- 1	NON-CONFERENCE	0- 0	0- 2	3- 3				
2- 4	0- 1	0- 1	HOME	0- 0	0- 1	2- 1				
1- 3	0- 0	0- 0	AWAY	0- 0	0- 1	1- 2				
0- 1	0- 1	0- 0	NEUTRAL	0- 0	0- 0	0- 0				
3- 13	0- 1	0- 2	CONFERENCE	0- 3	0- 2	3- 5				
2- 6	0- 0	0- 1	HOME	0- 2	0- 1	2- 2				
1- 7	0- 1	0- 1	AWAY	0- 1	0- 1	1- 3				
0- 0	0- 0	0- 0	NEUTRAL	0- 0	0- 0	0- 0				

RPI 1-25				RPI 26-50				RPI 51-100				RPI 101+ Team's RPI: 266			
RPI	S	Opponent	Score	RPI	S	Opponent	Score	RPI	S	Opponent	Score	RPI	S	Opponent	Score
3	A	UConn	51 106	35	H	St. John's (NY)	42 70	69	H	Temple	63 71	106	A	Memphis	59 75
19	H	Oklahoma St.	55 74	42	A	South Fla.	63 108	83	A	Tulane	54 75	106	H	Memphis	52 69
20	N	Florida	79 93	42	H	South Fla.	49 88	83	H	Tulane	53 65	131	A	Akron	54 74
												141	H	Buffalo	60 66
												161	H	East Carolina	56 71
												170	A	SMU	50 65
												170	H	SMU	66 54
												186	A	South Ala.	77 36
												189	A	Tulsa	71 95
												189	H	Tulsa	75 74
												193	A	Stetson	68 83
												195	A	Cincinnati	80 60
												195	H	Cincinnati	50 68
												199	H	Butler	63 71
												257	A	Omaha	60 75
												280	A	Houston	55 64
												289	H	Florida A&M	93 55
												300	H	FIU	89 72
LAST 12 Division I GAMES:															
170	H	SMU	66 54	189	H	Tulsa	75 74								
83	H	Tulane	53 65	106	A	Memphis	59 75								
189	A	Tulsa	71 95	42	H	South Fla.	49 88								
106	H	Memphis	52 69	3	A	UConn	51 106								
170	A	SMU	50 65	195	A	Cincinnati	80 60								
280	A	Houston	55 64	69	H	Temple	63 71								

Non-Div I Games:

UCF

■ Loss, 
■ Non-Conf, 
■ S Site, 
■ H Home 
■ A Away 
N Neutral

Average RPI Win:	97	WON-LOST	WINNING	LAST 10	STRENGTH OF	OPP. STRENGTH	TEAM	ADJ.	CONF.	ADJ CONF.
Average RPI Loss:	28	RECORD	PCT. RANK	GAMES	SCHEDULE	OF SCHEDULE	RPI	RPI	RPI	RPI
DIV. I ONLY	20- 6	39	9- 1	5	1	7	7	1	1	
DIV. I NON-CONF.	8- 2	51	0- 0	17	11	11	11	1	1	
TOTALS	RPI 1-25	RPI 26-50	W-L RECORDS	RPI 51-100	RPI 101-150	RPI 150+				
20- 6	2- 3	4- 2	OVERALL	8- 1	1- 0	5- 0				
11- 1	2- 1	4- 0	HOME	3- 0	0- 0	2- 0				
8- 4	0- 0	0- 0	AWAY	5- 0	1- 0	2- 0				
1- 1	0- 1	0- 0	NEUTRAL	0- 0	0- 0	1- 0				
8- 2	0- 2	2- 0	NON-CONFERENCE	2- 0	0- 0	4- 0				
4- 1	0- 1	2- 0	HOME	0- 0	0- 0	2- 0				
3- 0	0- 0	0- 0	AWAY	2- 0	0- 0	1- 0				
1- 1	0- 1	0- 0	NEUTRAL	0- 0	0- 0	1- 0				
12- 4	2- 1	2- 2	CONFERENCE	6- 1	1- 0	1- 0				
7- 0	2- 0	2- 0	HOME	3- 0	0- 0	0- 0				
5- 4	0- 1	0- 2	AWAY	3- 1	1- 0	1- 0				
0- 0	0- 0	0- 0	NEUTRAL	0- 0	0- 0	0- 0				

RPI 1-25				Team's RPI: 7				RPI 26-50				RPI 51-100				RPI 101+			
RPI	S	Opponent	Score					RPI	S	Opponent	Score					RPI	S	Opponent	Score
1	N	Notre Dame	84	92				29	A	Washington	56	64				54	A	UC Riverside	70 56
2	H	South Carolina	65	68				29	H	Washington	63	59				65	A	Oregon	77 72
8	H	Oregon St.	71	51				34	H	James Madison	90	61				65	H	Oregon	80 69
9	A	Arizona St.	61	65				35	H	St. John's (NY)	73	58				67	A	Michigan	86 77
10	H	Stanford	56	36				40	A	Southern California	68	71				74	A	Utah	69 63
								40	H	Southern California	78	73				77	A	Washington St.	75 73
																77	H	Washington St.	73 61
																84	A	California	104 108
																84	H	California	75 56
LAST 12 Division I GAMES:																			
								65	A	Oregon	77	72				176	A	Colorado	82 64
								29	H	Washington	63	59				10	H	Stanford	56 36
								77	H	Washington St.	73	61				84	H	California	75 56
								124	A	Arizona	73	39				77	A	Washington St.	75 73
								9	A	Arizona St.	61	65				29	A	Washington	56 64
								74	A	Utah	69	63				40	A	Southern California	68 71

Non-Div I Games:

UCLA

■ Loss, 
 ■ Non-Conf, 
 ■ S Site, 
 ■ Home 
 ■ A Away 
 N Neutral





Average RPI Win:	254	WON-LOST	WINNING	LAST 10	STRENGTH OF	OPP. STRENGTH	TEAM	ADJ.	CONF.	ADJ CONF.
Average RPI Loss:	126	RECORD	PCT. RANK	GAMES	SCHEDULE	OF SCHEDULE	RPI	RPI	RPI	RPI
DIV. I ONLY	17- 10	98	7- 3	262	221	158	158	15	15	
DIV. I NON-CONF.	9- 4	95	0- 0	296	246	163	163	18	18	
TOTALS	RPI 1-25	RPI 26-50	W-L RECORDS	RPI 51-100	RPI 101-150	RPI 150+				
17- 10	0- 0	0- 3	OVERALL	1- 2	1- 2	15- 3				
8- 5	0- 0	0- 2	HOME	1- 1	0- 1	7- 1				
8- 5	0- 0	0- 1	AWAY	0- 1	1- 1	7- 2				
1- 0	0- 0	0- 0	NEUTRAL	0- 0	0- 0	1- 0				
9- 4	0- 0	0- 1	NON-CONFERENCE	1- 0	0- 1	8- 2				
4- 2	0- 0	0- 1	HOME	1- 0	0- 0	3- 1				
4- 2	0- 0	0- 0	AWAY	0- 0	0- 1	4- 1				
1- 0	0- 0	0- 0	NEUTRAL	0- 0	0- 0	1- 0				
8- 6	0- 0	0- 2	CONFERENCE	0- 2	1- 1	7- 1				
4- 3	0- 0	0- 1	HOME	0- 1	0- 1	4- 0				
4- 3	0- 0	0- 1	AWAY	0- 1	1- 0	3- 1				
0- 0	0- 0	0- 0	NEUTRAL	0- 0	0- 0	0- 0				

RPI S	Opponent	Score	RPI S	Opponent	Score	RPI S	Opponent	Score	RPI S	Opponent	Score	Team's RPI: 158
31	H Penn	46 81	72	A Maine	55 65	105	A Saint Joseph's	45 104				
48	A Albany (NY)	39 63	72	H Maine	38 72	143	A Stony Brook	69 65				
48	H Albany (NY)	42 77	93	H Bucknell	65 52	143	H Stony Brook	60 69				
						215	A Hartford	57 65				
						215	H Hartford	58 51				
						233	A Morgan St.	65 46				
						236	A New Hampshire	65 55				
						237	H Columbia	68 70				
						244	H Binghamton	62 51				
						251	A Loyola Maryland	52 46				
						263	A Coppin St.	68 61				
						270	H American	47 46				
						274	H La Salle	60 29				
						286	H Rider	58 53				
						286	N Rider	67 58				
						287	A Towson	51 61				
						293	A UMES	55 52				
						295	A Vermont	74 60				
						295	H Vermont	85 48				
						322	A UMass Lowell	68 44				
						322	H UMass Lowell	68 52				
LAST 12 Division I GAMES:												
295	A Vermont	74 60	236	A New Hampshire	65 55							
215	H Hartford	58 51	244	H Binghamton	62 51							
322	H UMass Lowell	68 52	215	A Hartford	57 65							
143	A Stony Brook	69 65	322	A UMass Lowell	68 44							
72	H Maine	38 72	143	H Stony Brook	60 69							
48	A Albany (NY)	39 63	72	A Maine	55 65							

Non-Div I Games:

UMBC

■ Loss, 
 ■ Non-Conf, 
 S Site, 
 H Home 
 A Away 
 N Neutral

UMES				STRENGTH OF SCHEDULE	OPP. STRENGTH OF SCHEDULE	TEAM RPI	ADJ. RPI	CONF. RPI	ADJ CONF. RPI
Average RPI Win:	290	WON-LOST RECORD	WINNING PCT. RANK						
Average RPI Loss:	193		LAST 10 GAMES						
DIV. I ONLY	8- 16	263	6- 4	287	322	293	293	31	31
DIV. I NON-CONF.	1- 10	330	0- 1	76	214	280	280	30	30
TOTALS	RPI 1-25	RPI 26-50	W-L RECORDS	RPI 51-100	RPI 101-150	RPI 150+			
8- 16	0- 2	0- 0	OVERALL	0- 2	0- 2	8- 10			
4- 8	0- 1	0- 0	HOME	0- 1	0- 1	4- 5			
4- 8	0- 1	0- 0	AWAY	0- 1	0- 1	4- 5			
0- 0	0- 0	0- 0	NEUTRAL	0- 0	0- 0	0- 0			
1- 10	0- 2	0- 0	NON-CONFERENCE	0- 2	0- 2	1- 4			
1- 5	0- 1	0- 0	HOME	0- 1	0- 1	1- 2			
0- 5	0- 1	0- 0	AWAY	0- 1	0- 1	0- 2			
0- 0	0- 0	0- 0	NEUTRAL	0- 0	0- 0	0- 0			
7- 6	0- 0	0- 0	CONFERENCE	0- 0	0- 0	7- 6			
3- 3	0- 0	0- 0	HOME	0- 0	0- 0	3- 3			
4- 3	0- 0	0- 0	AWAY	0- 0	0- 0	4- 3			
0- 0	0- 0	0- 0	NEUTRAL	0- 0	0- 0	0- 0			




























































RPI 1-25				RPI 26-50				RPI 51-100				RPI 101+ Team's RPI: 293			
RPI	S	Opponent	Score	RPI	S	Opponent	Score	RPI	S	Opponent	Score	RPI	S	Opponent	Score
11	H	Maryland	30 106					81	A	VCU	39 63	142	A	Xavier	56 61
21	A	Duquesne	59 95					90	H	Georgetown	60 71	145	H	Old Dominion	52 69
												158	H	UMBC	52 55
												159	A	Northeastern	49 60
												165	H	Hampton	55 76
												204	H	USC Upstate	78 59
												233	H	Morgan St.	69 77
												249	A	N.C. A&T	56 50
												259	H	Bethune-Cookman	76 71
												263	A	Coppin St.	54 61
												294	A	Savannah St.	42 60
												297	A	UNCG	51 71
												308	A	South Carolina St.	63 56
												308	H	South Carolina St.	61 55
												326	A	Delaware St.	70 61
												331	A	Howard	79 57
												331	H	Howard	62 59
												337	H	Mt. St. Mary's	50 57
												346	H	Norfolk St.	63 74
												349	A	N.C. Central	46 49
LAST 12 Division I GAMES:															
308	H	South Carolina St.	61 55	263	A	Coppin St.	54 61								
331	A	Howard	79 57	259	H	Bethune-Cookman	76 71								
326	A	Delaware St.	70 61	308	A	South Carolina St.	63 56								
346	H	Norfolk St.	63 74	294	A	Savannah St.	42 60								
165	H	Hampton	55 76	233	H	Morgan St.	69 77								
331	H	Howard	62 59	297	A	UNCG	51 71								

Non-Div I Games: Cheyney 76 46

UMES



■ Loss, 
 ■ Non-Conf, 
 ■ S Site, 
 ■ H Home 
 ■ A Away 
 N Neutral

Average RPI Win: <b>239</b>		WON-LOST	WINNING	LAST 10	STRENGTH OF	OPP. STRENGTH	TEAM	ADJ.	CONF.	ADJ CONF.
Average RPI Loss: <b>220</b>		RECORD	PCT. RANK	GAMES	SCHEDULE	OF SCHEDULE	RPI	RPI	RPI	RPI
DIV. I ONLY		7- 16	277	3- 7	328	251	302	302	25	25
DIV. I NON-CONF.		3- 8	258	0- 0	326	251	315	315	25	25
TOTALS	RPI 1-25	RPI 26-50		W-L RECORDS	RPI 51-100	RPI 101-150		RPI 150+		
7- 16	0- 0	0- 0		OVERALL	0- 2	0- 0		7- 14		
2- 8	0- 0	0- 0		HOME	0- 1	0- 0		2- 7		
5- 8	0- 0	0- 0		AWAY	0- 1	0- 0		5- 7		
0- 0	0- 0	0- 0		NEUTRAL	0- 0	0- 0		0- 0		
3- 8	0- 0	0- 0		NON-CONFERENCE	0- 1	0- 0		3- 7		
1- 3	0- 0	0- 0		HOME	0- 0	0- 0		1- 3		
2- 5	0- 0	0- 0		AWAY	0- 1	0- 0		2- 4		
0- 0	0- 0	0- 0		NEUTRAL	0- 0	0- 0		0- 0		
4- 8	0- 0	0- 0		CONFERENCE	0- 1	0- 0		4- 7		
1- 5	0- 0	0- 0		HOME	0- 1	0- 0		1- 4		
3- 3	0- 0	0- 0		AWAY	0- 0	0- 0		3- 3		
0- 0	0- 0	0- 0		NEUTRAL	0- 0	0- 0		0- 0		

RPI 1-25			RPI 26-50			RPI 51-100			RPI 101+ Team's RPI: 302		
RPI	S	Opponent	Score	RPI	S	Opponent	Score	RPI	S	Opponent	Score
						95  New Mexico St.	62 	167  SIUE		58 	
						100  Northwestern	38 	172  Milwaukee		48 	
								206  Southeast Mo. St.		65 	
								207  Utah Valley		71 	
								207  Utah Valley		44 	
								208  UTRGV		59 57	
								208  UTRGV		53 	
								212  Kansas		47 44	
								226  Grand Canyon		63 57	
								226  Grand Canyon		59 	
								231  Indiana St.		47 	
								233  Morgan St.		59 50	
								240  CSU Bakersfield		56 40	
								240  CSU Bakersfield		68 	
								255  Seattle		63 	
								255  Seattle		64 43	
								257  Omaha		42 	
								287  Towson		47 	
								296  Denver		68 58	
								321  North Florida		55 	
								340  Chicago St.		72 	
LAST 12 Division I GAMES:											
207 		Utah Valley	44 	226 		Grand Canyon	63 57				
226 		Grand Canyon	59 	207 		Utah Valley	71 				
208 		UTRGV	59 57	208 		UTRGV	53 				
255 		Seattle	64 43	95 		New Mexico St.	62 				
240 		CSU Bakersfield	68 	240 		CSU Bakersfield	56 40				
340 		Chicago St.	72 	255 		Seattle	63 				

Non-Div I Games: Stephens College 76 46 Bethany (KS) 64 51

UMKC

 Loss,  Non-Conf, S Site,  Home  Away N Neutral

Average RPI Win:	298	WON-LOST	WINNING	LAST 10	STRENGTH OF	OPP. STRENGTH	TEAM	ADJ.	CONF.	ADJ CONF.
Average RPI Loss:	180	RECORD	PCT. RANK	GAMES	SCHEDULE	OF SCHEDULE	RPI	RPI	RPI	RPI
DIV. I ONLY	4- 23	333	1- 9	245	240	322	322	15	15	
DIV. I NON-CONF.	3- 9	272	0- 0	270	286	297	297	18	18	
TOTALS	RPI 1-25	RPI 26-50	W-L RECORDS	RPI 51-100	RPI 101-150	RPI 150+				
4- 23	0- 1	0- 2	OVERALL	0- 2	0- 3	4- 15				
2- 10	0- 0	0- 1	HOME	0- 1	0- 1	2- 7				
2- 13	0- 0	0- 0	AWAY	0- 0	0- 0	2- 0				
0- 0	0- 0	0- 0	NEUTRAL	0- 0	0- 0	0- 0				
3- 9	0- 1	0- 1	NON-CONFERENCE	0- 0	0- 1	3- 6				
2- 2	0- 0	0- 0	HOME	0- 0	0- 0	2- 2				
1- 7	0- 1	0- 1	AWAY	0- 0	0- 1	1- 4				
0- 0	0- 0	0- 0	NEUTRAL	0- 0	0- 0	0- 0				
1- 14	0- 0	0- 1	CONFERENCE	0- 2	0- 2	1- 9				
0- 8	0- 0	0- 1	HOME	0- 1	0- 1	0- 5				
1- 6	0- 0	0- 0	AWAY	0- 1	0- 1	1- 4				
0- 0	0- 0	0- 0	NEUTRAL	0- 0	0- 0	0- 0				

RPI 1-25				RPI 26-50				RPI 51-100				RPI 101+ Team's RPI: 322			
RPI	S	Opponent	Score	RPI	S	Opponent	Score	RPI	S	Opponent	Score	RPI	S	Opponent	Score
11	A	Maryland	53 102	28	A	Miami (FL)	53 84	72	A	Maine	44 74	114	A	Boston College	55 66
				48	H	Albany (NY)	55 85	72	H	Maine	46 73	143	A	Stony Brook	46 60
												143	H	Stony Brook	50 64
												158	A	UMBC	52 68
												158	H	UMBC	44 68
												209	A	Rhode Island	64 72
												215	A	Hartford	59 72
												215	H	Hartford	70 75
												232	A	Massachusetts	58 84
												236	A	New Hampshire	61 65
												236	H	New Hampshire	55 63
												237	H	Columbia	57 67
												239	H	Holy Cross	75 67
												241	H	Bryant	64 83
												244	A	Binghamton	52 55
												244	H	Binghamton	70 75
												279	A	Central Conn. St.	53 64
												295	A	Vermont	68 66
												295	H	Vermont	51 59
												300	A	FIU	68 71
												311	A	Fairleigh Dickinson	78 67
												345	H	Boston U.	70 57
LAST 12 Division I GAMES:															
244	A	Binghamton	52 55	215	H	Hartford	70 75								
236	H	New Hampshire	55 63	48	H	Albany (NY)	55 85								
158	A	UMBC	52 68	244	H	Binghamton	70 75								
72	H	Maine	46 73	236	A	New Hampshire	61 65								
295	A	Vermont	68 66	295	H	Vermont	51 59								
143	A	Stony Brook	46 60	158	H	UMBC	44 68								

Non-Div I Games:

UMass Lowell

■ Loss, 
■ Non-Conf, 
■ S Site, 
■ H Home 
■ A Away 
N Neutral

## UNC Asheville

Through Games Of Feb. 20, 2016

Average RPI Win:	260	WON-LOST	WINNING	LAST 10	STRENGTH OF	OPP. STRENGTH	TEAM	ADJ.	CONF.	ADJ CONF.
Average RPI Loss:	183	RECORD	PCT. RANK	GAMES	SCHEDULE	OF SCHEDULE	RPI	RPI	RPI	RPI
DIV. I ONLY	19- 4	24	9- 1	330	283	122	122	28	28	
DIV. I NON-CONF.	5- 2	86	0- 0	340	283	182	182	29	29	
TOTALS	RPI 1-25	RPI 26-50	W-L RECORDS	RPI 51-100	RPI 101-150	RPI 150+				
19- 4	0- 0	0- 0	OVERALL	0- 0	1- 1	18- 3				
9- 1	0- 0	0- 0	HOME	0- 0	1- 0	8- 1				
10- 3	0- 0	0- 0	AWAY	0- 0	0- 0	10- 0				
0- 0	0- 0	0- 0	NEUTRAL	0- 0	0- 0	0- 0				
5- 2	0- 0	0- 0	NON-CONFERENCE	0- 0	0- 0	5- 2				
3- 0	0- 0	0- 0	HOME	0- 0	0- 0	3- 0				
2- 2	0- 0	0- 0	AWAY	0- 0	0- 0	2- 2				
0- 0	0- 0	0- 0	NEUTRAL	0- 0	0- 0	0- 0				
14- 2	0- 0	0- 0	CONFERENCE	0- 0	1- 1	13- 1				
6- 1	0- 0	0- 0	HOME	0- 0	1- 0	5- 1				
8- 1	0- 0	0- 0	AWAY	0- 0	0- 1	8- 0				
0- 0	0- 0	0- 0	NEUTRAL	0- 0	0- 0	0- 0				

RPI 1-25			RPI 26-50			RPI 51-100			RPI 101+ Team's RPI: 122		
RPI	S	Opponent	Score	RPI	S	Opponent	Score	RPI	S	Opponent	Score
								119	A	Liberty	53 71
								119	H	Liberty	56 51
								156	A	ETSU	68 74
								200	A	Radford	54 46
								200	H	Radford	58 48
								204	H	USC Upstate	68 59
								210	H	Gardner-Webb	56 58
								213	A	Presbyterian	72 63
								213	H	Presbyterian	68 59
								222	H	Furman	84 71
								247	A	High Point	82 81
								248	A	Clemson	49 67
								276	A	Coastal Caro.	63 52
								276	H	Coastal Caro.	77 69
								284	A	Campbell	72 58
								297	H	UNCG	95 52
								301	A	Charleston So.	58 50
								306	A	Wofford	70 63
								309	A	Western Caro.	67 45
								318	A	Winthrop	67 59
								318	H	Winthrop	63 55
								320	A	Longwood	61 54
								320	H	Longwood	81 42
LAST 12 Division I GAMES:											
200	H	Radford	58 48	213	H	Presbyterian	68 59				
119	H	Liberty	56 51	247	A	High Point	82 81				
320	A	Longwood	61 54	210	H	Gardner-Webb	56 58				
276	H	Coastal Caro.	77 69	320	H	Longwood	81 42				
318	A	Winthrop	67 59	301	A	Charleston So.	58 50				
200	A	Radford	54 46	119	A	Liberty	53 71				

Non-Div I Games: Montreat 89 41 Warren Wilson 108 47

UNC Asheville

Loss, Non-Conf, S Site, H Home A Away N Neutral

Average RPI Win: <b>303</b>	WON-LOST	WINNING	LAST 10	STRENGTH OF	OPP. STRENGTH	TEAM	ADJ.	CONF.	ADJ CONF.
Average RPI Loss: <b>164</b>	RECORD	PCT. RANK	GAMES	SCHEDULE	OF SCHEDULE	RPI	RPI	RPI	RPI
DIV. I ONLY	6- 19	298	0- 10	208	272	297	297	17	17
DIV. I NON-CONF.	6- 6	160	0- 0	245	338	207	207	15	15
TOTALS	RPI 1-25	RPI 26-50	W-L RECORDS	RPI 51-100	RPI 101-150	RPI 150+			
6- 19	0- 1	0- 0	OVERALL	0- 3	0- 5	6- 10			
4- 7	0- 0	0- 0	HOME	0- 1	0- 2	4- 4			
1- 12	0- 1	0- 0	AWAY	0- 2	0- 3	1- 6			
1- 0	0- 0	0- 0	NEUTRAL	0- 0	0- 0	1- 0			
6- 6	0- 1	0- 0	NON-CONFERENCE	0- 1	0- 1	6- 3			
4- 1	0- 0	0- 0	HOME	0- 0	0- 0	4- 1			
1- 5	0- 1	0- 0	AWAY	0- 1	0- 1	1- 2			
1- 0	0- 0	0- 0	NEUTRAL	0- 0	0- 0	1- 0			
0- 13	0- 0	0- 0	CONFERENCE	0- 2	0- 4	0- 7			
0- 6	0- 0	0- 0	HOME	0- 1	0- 2	0- 3			
0- 7	0- 0	0- 0	AWAY	0- 1	0- 2	0- 4			
0- 0	0- 0	0- 0	NEUTRAL	0- 0	0- 0	0- 0			

RPI 1-25				RPI 26-50				RPI 51-100				RPI 101+ Team's RPI: 297			
RPI	S	Opponent	Score	RPI	S	Opponent	Score	RPI	S	Opponent	Score	RPI	S	Opponent	Score
2	A	South Carolina	44 <b>92</b>					53	A	Chattanooga	61 <b>72</b>	111	A	Mercer	47 <b>81</b>
								53	H	Chattanooga	53 <b>74</b>	111	H	Mercer	78 <b>86</b>
								83	A	Tulane	53 <b>74</b>	112	A	Samford	49 <b>80</b>
												112	H	Samford	52 <b>57</b>
												122	A	UNC Asheville	52 <b>95</b>
												156	A	ETSU	73 <b>89</b>
												156	H	ETSU	77 <b>80</b>
												204	A	USC Upstate	61 <b>84</b>
												210	A	Gardner-Webb	57 <b>59</b>
												222	A	Furman	71 <b>85</b>
												222	H	Furman	59 <b>75</b>
												247	H	High Point	82 72
												273	H	Tennessee Tech	64 <b>73</b>
												277	N	Cleveland St.	55 51
												293	H	UMES	71 51
												306	A	Wofford	64 <b>104</b>
												306	H	Wofford	56 <b>58</b>
												309	A	Western Caro.	72 <b>84</b>
												320	H	Longwood	81 60
												332	A	New Orleans	81 79
												349	H	N.C. Central	103 56
LAST 12 Division I GAMES:															
306	A	Wofford	64 <b>104</b>	309	A	Western Caro.	72 <b>84</b>								
222	A	Furman	71 <b>85</b>	222	H	Furman	59 <b>75</b>								
156	H	ETSU	77 <b>80</b>	306	H	Wofford	56 <b>58</b>								
53	H	Chattanooga	53 <b>74</b>	53	A	Chattanooga	61 <b>72</b>								
111	A	Mercer	47 <b>81</b>	156	A	ETSU	73 <b>89</b>								
112	A	Samford	49 <b>80</b>	112	H	Samford	52 <b>57</b>								

Non-Div I Games: Barton 82 55 Pfeiffer 71 52 Francis Marion 63 **66**

UNCG

Loss, Non-Conf, S Site, H Home A Away N Neutral

U

W

W

U

Average RPI Win:	207	WON-LOST	WINNING	LAST 10	STRENGTH OF	OPP. STRENGTH	TEAM	ADJ.	CONF.	ADJ CONF.
Average RPI Loss:	100	RECORD	PCT. RANK	GAMES	SCHEDULE	OF SCHEDULE	RPI	RPI	RPI	RPI
DIV. I ONLY	15- 9	99	8- 2	145	141	109	109	21	21	
DIV. I NON-CONF.	4- 6	201	0- 0	36	18	138	138	17	17	
TOTALS	RPI 1-25	RPI 26-50	W-L RECORDS	RPI 51-100	RPI 101-150	RPI 150+				
15- 9	0- 0	0- 1	OVERALL	3- 4	3- 3	9- 1				
7- 4	0- 0	0- 0	HOME	1- 3	1- 1	5- 0				
6- 4	0- 0	0- 0	AWAY	1- 1	1- 2	4- 1				
2- 1	0- 0	0- 1	NEUTRAL	1- 0	1- 0	0- 0				
4- 6	0- 0	0- 1	NON-CONFERENCE	2- 3	1- 2	1- 0				
2- 2	0- 0	0- 0	HOME	1- 2	0- 0	1- 0				
0- 3	0- 0	0- 0	AWAY	0- 1	0- 2	0- 0				
2- 1	0- 0	0- 1	NEUTRAL	1- 0	1- 0	0- 0				
11- 3	0- 0	0- 0	CONFERENCE	1- 1	2- 1	8- 1				
5- 2	0- 0	0- 0	HOME	0- 1	1- 1	4- 0				
6- 1	0- 0	0- 0	AWAY	1- 0	1- 0	4- 1				
0- 0	0- 0	0- 0	NEUTRAL	0- 0	0- 0	0- 0				

RPI S	Opponent	Score	RPI S	Opponent	Score	RPI S	Opponent	Score	RPI S	Opponent	Score	Team's RPI: 109
38 N	Seton Hall	49 57	56 H	Iowa	65 80	110 A	Drake	79 73	110 H	Drake	85 74	
			63 A	South Dakota St.	86 89	116 A	North Dakota	59 64	131 N	Akron	59 51	
			68 H	South Dakota	64 43	135 H	Southern Ill.	60 65	138 A	Creighton	61 69	
			86 N	Georgia Tech	61 58	169 A	Loyola Chicago	60 64	189 H	Tulsa	75 59	
			92 A	Missouri St.	65 60	231 A	Indiana St.	61 45	231 H	Indiana St.	53 42	
			92 H	Missouri St.	75 78	291 A	Wichita St.	55 44	291 H	Wichita St.	69 48	
			97 H	Iowa St.	75 84	307 A	Bradley	55 47	316 A	Illinois St.	61 35	
						316 H	Illinois St.	65 51	316 H	Illinois St.	65 51	
						329 H	Evansville	62 51				
LAST 12 Division I GAMES:												
110 H	Drake	85 74	169 A	Loyola Chicago	60 64	110 A	Drake	79 73	231 H	Indiana St.	53 42	
316 A	Illinois St.	61 35	110 A	Drake	79 73	231 H	Indiana St.	53 42	316 H	Illinois St.	65 51	
231 A	Indiana St.	61 45	231 H	Indiana St.	53 42	316 H	Illinois St.	65 51	92 A	Missouri St.	65 60	
291 H	Wichita St.	69 48	316 H	Illinois St.	65 51	92 A	Missouri St.	65 60	307 A	Bradley	55 47	
92 H	Missouri St.	75 78	92 A	Missouri St.	65 60	307 A	Bradley	55 47	291 A	Wichita St.	55 44	
307 A	Bradley	55 47	291 A	Wichita St.	55 44							

Non-Div I Games: Rockhurst 58 39

UNI

■ Loss, 
 ■ Non-Conf, 
 ■ S Site, 
 ■ H Home 
 ■ A Away 
 N Neutral



Average RPI Win:	276	WON-LOST	WINNING	LAST 10	STRENGTH OF	OPP. STRENGTH	TEAM	ADJ.	CONF.	ADJ CONF.
Average RPI Loss:	126	RECORD	PCT. RANK	GAMES	SCHEDULE	OF SCHEDULE	RPI	RPI	RPI	RPI
DIV. I ONLY	13- 12	160	5- 5	281	217	211	211	19	19	
DIV. I NON-CONF.	6- 4	125	0- 0	286	212	194	194	20	20	
TOTALS	RPI 1-25	RPI 26-50	W-L RECORDS	RPI 51-100	RPI 101-150	RPI 150+				
13- 12	0- 1	0- 3	OVERALL	0- 0	0- 5	13- 3				
9- 3	0- 0	0- 1	HOME	0- 0	0- 2	9- 0				
4- 8	0- 0	0- 2	AWAY	0- 0	0- 3	4- 3				
0- 1	0- 1	0- 0	NEUTRAL	0- 0	0- 0	0- 0				
6- 4	0- 1	0- 1	NON-CONFERENCE	0- 0	0- 2	6- 0				
4- 1	0- 0	0- 0	HOME	0- 0	0- 1	4- 0				
2- 2	0- 0	0- 1	AWAY	0- 0	0- 1	2- 0				
0- 1	0- 1	0- 0	NEUTRAL	0- 0	0- 0	0- 0				
7- 8	0- 0	0- 2	CONFERENCE	0- 0	0- 3	7- 3				
5- 2	0- 0	0- 1	HOME	0- 0	0- 1	5- 0				
2- 6	0- 0	0- 1	AWAY	0- 0	0- 2	2- 3				
0- 0	0- 0	0- 0	NEUTRAL	0- 0	0- 0	0- 0				

RPI 1-25			RPI 26-50			RPI 51-100			RPI 101+ Team's RPI: 211		
RPI	S	Opponent	Score	RPI	S	Opponent	Score	RPI	S	Opponent	Score
24	N	UTEP	52 60	40	A	Southern California	42 73	110	H	Drake	68 76
				45	A	Colorado St.	52 83	134	A	Fresno St.	54 58
				45	H	Colorado St.	56 64	134	H	Fresno St.	52 57
								136	A	Long Beach St.	63 67
								144	A	Boise St.	56 75
								180	H	George Mason	67 59
								181	A	New Mexico	53 67
								181	H	New Mexico	57 48
								196	A	San Jose St.	61 69
								202	H	Utah St.	46 38
								238	H	Wyoming	66 37
								250	A	San Diego St.	55 41
								264	H	Pepperdine	83 63
								280	A	Houston	63 60
								312	A	A&M-Corpus Christi	65 51
								323	A	Nevada	65 71
								323	H	Nevada	65 59
								328	H	Southern Utah	79 44
								336	H	UC Irvine	72 52
								344	A	Air Force	60 56
								344	H	Air Force	62 51
LAST 12 Division I GAMES:											
323	A	Nevada	65 71	250	A	San Diego St.	55 41				
344	H	Air Force	62 51	144	A	Boise St.	56 75				
45	A	Colorado St.	52 83	323	H	Nevada	65 59				
196	A	San Jose St.	61 69	202	H	Utah St.	46 38				
134	H	Fresno St.	52 57	344	A	Air Force	60 56				
181	H	New Mexico	57 48	181	A	New Mexico	53 67				

Non-Div I Games: Cal St. San Marcos 62 43

UNLV

■ Loss, 
 ■ Non-Conf, 
 ■ S Site, 
 ■ Home 
 ■ A Away 
 N Neutral

## USC Upstate

Through Games Of Feb. 20, 2016

Average RPI Win:	303	WON-LOST	WINNING	LAST 10	STRENGTH OF	OPP. STRENGTH	TEAM	ADJ.	CONF.	ADJ CONF.
Average RPI Loss:	131	RECORD	PCT. RANK	GAMES	SCHEDULE	OF SCHEDULE	RPI	RPI	RPI	RPI
DIV. I ONLY	15- 9	99	8- 2	335	277	204	204	29	29	
DIV. I NON-CONF.	6- 6	160	0- 0	338	277	255	255	27	27	
TOTALS	RPI 1-25	RPI 26-50	W-L RECORDS	RPI 51-100	RPI 101-150	RPI 150+				
15- 9	0- 0	0- 0	OVERALL	0- 4	0- 2	15- 3				
7- 3	0- 0	0- 0	HOME	0- 1	0- 0	7- 2				
8- 6	0- 0	0- 0	AWAY	0- 3	0- 2	8- 1				
0- 0	0- 0	0- 0	NEUTRAL	0- 0	0- 0	0- 0				
6- 6	0- 0	0- 0	NON-CONFERENCE	0- 2	0- 2	6- 2				
3- 1	0- 0	0- 0	HOME	0- 0	0- 0	3- 1				
3- 5	0- 0	0- 0	AWAY	0- 2	0- 2	3- 1				
0- 0	0- 0	0- 0	NEUTRAL	0- 0	0- 0	0- 0				
9- 3	0- 0	0- 0	CONFERENCE	0- 2	0- 0	9- 1				
4- 2	0- 0	0- 0	HOME	0- 1	0- 0	4- 1				
5- 1	0- 0	0- 0	AWAY	0- 1	0- 0	5- 0				
0- 0	0- 0	0- 0	NEUTRAL	0- 0	0- 0	0- 0				

RPI 1-25				RPI 26-50				RPI 51-100				RPI 101+				Team's RPI: 204	
RPI	S	Opponent	Score	RPI	S	Opponent	Score	RPI	S	Opponent	Score	RPI	S	Opponent	Score		
								62	A	FGCU	43	54	117	A	North Carolina	40	80
								62	H	FGCU	44	56	122	A	UNC Asheville	59	68
								67	A	Michigan	61	119	151	H	Jacksonville	43	49
								86	A	Georgia Tech	46	87	193	A	Stetson	61	56
													193	H	Stetson	73	58
													222	H	Furman	63	75
													292	A	Kennesaw St.	61	53
													292	H	Kennesaw St.	66	57
													293	A	UMES	59	78
													297	H	UNCG	84	61
													304	A	Morehead St.	86	72
													309	H	Western Caro.	68	59
													317	A	IPFW	84	81
													321	A	North Florida	75	61
													321	H	North Florida	69	54
													334	A	Lipscomb	81	54
													334	H	Lipscomb	93	71
													343	A	NJIT	58	41
													346	A	Norfolk St.	82	62
													349	H	N.C. Central	68	46
LAST 12 Division I GAMES:																	
				321	A	North Florida	75	61					334	A	Lipscomb	81	54
				62	H	FGCU	44	56					321	H	North Florida	69	54
				193	H	Stetson	73	58					151	H	Jacksonville	43	49
				292	A	Kennesaw St.	61	53					193	A	Stetson	61	56
				334	H	Lipscomb	93	71					62	A	FGCU	43	54
				292	H	Kennesaw St.	66	57					343	A	NJIT	58	41

Non-Div I Games: Southern Wesleyan 84 51 Mars Hill 81 65 Bob Jones 96 46

USC Upstate

Loss, Non-Conf, S Site, H Home A Away N Neutral

Average RPI Win:	254	WON-LOST	WINNING	LAST 10	STRENGTH OF	OPP. STRENGTH	TEAM	ADJ.	CONF.	ADJ CONF.
Average RPI Loss:	114	RECORD	PCT. RANK	GAMES	SCHEDULE	OF SCHEDULE	RPI	RPI	RPI	RPI
DIV. I ONLY	12- 12	171	6- 4	150	192	152	152	16	16	
DIV. I NON-CONF.	4- 5	193	0- 0	21	122	101	101	14	14	
TOTALS	RPI 1-25	RPI 26-50	W-L RECORDS	RPI 51-100	RPI 101-150	RPI 150+				
12- 12	0- 1	0- 3	OVERALL	0- 1	0- 3	12- 4				
4- 7	0- 0	0- 2	HOME	0- 1	0- 2	4- 2				
8- 5	0- 1	0- 1	AWAY	0- 0	0- 1	8- 2				
0- 0	0- 0	0- 0	NEUTRAL	0- 0	0- 0	0- 0				
4- 5	0- 1	0- 2	NON-CONFERENCE	0- 1	0- 0	4- 1				
1- 3	0- 0	0- 1	HOME	0- 1	0- 0	1- 1				
3- 2	0- 1	0- 1	AWAY	0- 0	0- 0	3- 0				
0- 0	0- 0	0- 0	NEUTRAL	0- 0	0- 0	0- 0				
8- 7	0- 0	0- 1	CONFERENCE	0- 0	0- 3	8- 3				
3- 4	0- 0	0- 1	HOME	0- 0	0- 2	3- 1				
5- 3	0- 0	0- 0	AWAY	0- 0	0- 1	5- 2				
0- 0	0- 0	0- 0	NEUTRAL	0- 0	0- 0	0- 0				

RPI 1-25				RPI 26-50				RPI 51-100				RPI 101+ Team's RPI: 152			
RPI	S	Opponent	Score	RPI	S	Opponent	Score	RPI	S	Opponent	Score	RPI	S	Opponent	Score
4	A	Baylor	20 62	38	H	Seton Hall	54 61	51	H	Western Ky.	64 73	126	H	Little Rock	55 59
				44	H	Arkansas St.	71 78					128	A	La.-Lafayette	52 63
				49	A	Kansas St.	41 61					128	H	La.-Lafayette	42 59
												151	H	Jacksonville	56 54
												163	H	McNeese St.	57 63
												179	A	Troy	71 88
												186	A	South Ala.	55 59
												214	A	Stephen F. Austin	67 63
												220	A	Texas St.	80 48
												246	A	Houston Baptist	64 40
												262	A	UTSA	51 47
												269	A	Georgia St.	74 45
												269	H	Georgia St.	63 68
												272	A	Appalachian St.	76 45
												272	H	Appalachian St.	65 58
												278	A	Ga. Southern	53 41
												278	H	Ga. Southern	70 31
												290	A	La.-Monroe	60 50
												290	H	La.-Monroe	40 32
LAST 12 Division I GAMES:															
290	H	La.-Monroe	40 32	128	A	La.-Lafayette	52 63								
128	H	La.-Lafayette	42 59	290	A	La.-Monroe	60 50								
272	H	Appalachian St.	65 58	126	H	Little Rock	55 59								
220	A	Texas St.	80 48	44	H	Arkansas St.	71 78								
269	A	Georgia St.	74 45	186	A	South Ala.	55 59								
278	A	Ga. Southern	53 41	179	A	Troy	71 88								

Non-Div I Games: Missouri Valley 96 30

UT Arlington

■ Loss, 
 ■ Non-Conf, S Site, 
 ■ Home 
 ■ Away 
 N Neutral

Average RPI Win:	219	WON-LOST	WINNING	LAST 10	STRENGTH OF	OPP. STRENGTH	TEAM	ADJ.	CONF.	ADJ CONF.
Average RPI Loss:	107	RECORD	PCT. RANK	GAMES	SCHEDULE	OF SCHEDULE	RPI	RPI	RPI	RPI
DIV. I ONLY	19- 8	69	9- 1	192	170	88	88	24	24	
DIV. I NON-CONF.	7- 6	156	0- 0	108	37	98	98	24	24	
TOTALS	RPI 1-25	RPI 26-50	W-L RECORDS	RPI 51-100	RPI 101-150	RPI 150+				
19- 8	0- 1	0- 1	OVERALL	1- 3	3- 0	15- 3				
10- 1	0- 0	0- 1	HOME	1- 0	1- 0	8- 0				
8- 7	0- 1	0- 0	AWAY	0- 3	1- 0	7- 3				
1- 0	0- 0	0- 0	NEUTRAL	0- 0	1- 0	0- 0				
7- 6	0- 1	0- 1	NON-CONFERENCE	0- 3	3- 0	4- 1				
3- 1	0- 0	0- 1	HOME	0- 0	1- 0	2- 0				
3- 5	0- 1	0- 0	AWAY	0- 3	1- 0	2- 1				
1- 0	0- 0	0- 0	NEUTRAL	0- 0	1- 0	0- 0				
12- 2	0- 0	0- 0	CONFERENCE	1- 0	0- 0	11- 2				
7- 0	0- 0	0- 0	HOME	1- 0	0- 0	6- 0				
5- 2	0- 0	0- 0	AWAY	0- 0	0- 0	5- 2				
0- 0	0- 0	0- 0	NEUTRAL	0- 0	0- 0	0- 0				

RPI 1-25				RPI 26-50				RPI 51-100				RPI 101+			
RPI	S	Opponent	Score	RPI	S	Opponent	Score	RPI	S	Opponent	Score	RPI	S	Opponent	Score
17	A	Louisville	66 88	44	H	Arkansas St.	74 76	53	A	Chattanooga	46 61	112	H	Samford	52 50
								56	A	Iowa	56 62	116	N	North Dakota	84 58
								75	A	Vanderbilt	61 64	135	A	Southern Ill.	70 63
								99	H	Belmont	81 79	154	A	Illinois	74 94
												155	H	Alabama	83 65
												167	A	SIUE	85 79
												167	H	SIUE	86 50
												185	A	Eastern Ky.	61 70
												195	A	Cincinnati	63 57
												206	A	Southeast Mo. St.	84 74
												206	H	Southeast Mo. St.	95 65
												261	H	Tennessee St.	77 50
												265	H	Miami (OH)	74 47
												268	A	Austin Peay	70 80
												268	H	Austin Peay	75 51
												271	H	Murray St.	92 62
												273	H	Tennessee Tech	67 53
												288	A	Jacksonville St.	63 53
												304	A	Morehead St.	85 67
												329	A	Evansville	75 48
												341	A	Eastern Ill.	65 39
LAST 12 Division I GAMES:															
167	H	SIUE	86 50	271	H	Murray St.	92 62								
99	H	Belmont	81 79	261	H	Tennessee St.	77 50								
268	A	Austin Peay	70 80	206	A	Southeast Mo. St.	84 74								
206	H	Southeast Mo. St.	95 65	341	A	Eastern Ill.	65 39								
167	A	SIUE	85 79	288	A	Jacksonville St.	63 53								
268	H	Austin Peay	75 51	273	H	Tennessee Tech	67 53								

Non-Div I Games:

UT Martin

■ Loss, 
 ■ Non-Conf, 
 ■ S Site, 
 ■ H Home 
 ■ A Away 
 N Neutral

Average RPI Win: <b>184</b>	WON-LOST	WINNING	LAST 10	STRENGTH OF	OPP. STRENGTH	TEAM	ADJ.	CONF.	ADJ CONF.
Average RPI Loss: <b>143</b>	RECORD	PCT. RANK	GAMES	SCHEDULE	OF SCHEDULE	RPI	RPI	RPI	RPI
DIV. I ONLY	22- 2	7	9- 1	148	178	24	24	11	11
DIV. I NON-CONF.	8- 1	23	0- 0	70	315	16	16	10	10
TOTALS	RPI 1-25	RPI 26-50	W-L RECORDS	RPI 51-100	RPI 101-150	RPI 150+			
22- 2	0- 0	0- 0	OVERALL	4- 0	3- 2	15- 0			
13- 0	0- 0	0- 0	HOME	2- 0	2- 0	9- 0			
8- 2	0- 0	0- 0	AWAY	2- 0	1- 2	5- 0			
1- 0	0- 0	0- 0	NEUTRAL	0- 0	0- 0	1- 0			
8- 1	0- 0	0- 0	NON-CONFERENCE	2- 0	0- 1	6- 0			
6- 0	0- 0	0- 0	HOME	1- 0	0- 0	5- 0			
1- 1	0- 0	0- 0	AWAY	1- 0	0- 1	0- 0			
1- 0	0- 0	0- 0	NEUTRAL	0- 0	0- 0	1- 0			
14- 1	0- 0	0- 0	CONFERENCE	2- 0	3- 1	9- 0			
7- 0	0- 0	0- 0	HOME	1- 0	2- 0	4- 0			
7- 1	0- 0	0- 0	AWAY	1- 0	1- 1	5- 0			
0- 0	0- 0	0- 0	NEUTRAL	0- 0	0- 0	0- 0			

RPI S	Opponent	Score	RPI S	Opponent	Score	RPI S	Opponent	Score	RPI S	Opponent	Score
51	A Western Ky.	85 78	54	H UC Riverside	68 57	76	H Middle Tenn.	84 73	95	A New Mexico St.	71 65
136	A Long Beach St.	40 47	139	H UAB	62 54	149	A Southern Miss.	57 54	149	H Southern Miss.	72 64
150	A Marshall	64 79	165	H Hampton	78 54	171	A Louisiana Tech	72 65	171	H Louisiana Tech	86 80
181	H New Mexico	70 62	188	A Fla. Atlantic	78 66	188	H Fla. Atlantic	75 47	211	N UNLV	60 52
223	A North Texas	75 67	224	A Rice	60 54	229	H Idaho St.	67 54	246	H Houston Baptist	98 63
262	H UTSA	62 55	275	H Northern Ariz.	77 66	300	A FIU	69 57	300	H FIU	70 52
171	A Louisiana Tech	72 65	149	H Southern Miss.	72 64	300	A FIU	69 57	188	A Fla. Atlantic	78 66
149	A Southern Miss.	57 54	262	H UTSA	62 55	299	H FIU	70 52	262	H UTSA	62 55
188	H Fla. Atlantic	75 47	139	H UAB	62 54	299	H FIU	70 52	299	H FIU	70 52
300	H FIU	70 52	299	H FIU	70 52	299	H FIU	70 52	299	H FIU	70 52
51	A Western Ky.	85 78	262	H UTSA	62 55	299	H FIU	70 52	299	H FIU	70 52
150	A Marshall	64 79	139	H UAB	62 54	299	H FIU	70 52	299	H FIU	70 52

## LAST 12 Division I GAMES:

171	A Louisiana Tech	72 65	171	H Louisiana Tech	86 80
149	A Southern Miss.	57 54	149	H Southern Miss.	72 64
188	H Fla. Atlantic	75 47	300	A FIU	69 57
300	H FIU	70 52	188	A Fla. Atlantic	78 66
51	A Western Ky.	85 78	262	H UTSA	62 55
150	A Marshall	64 79	139	H UAB	62 54

Non-Div I Games: Tex. Permian Basin 86 32

UTEP

Loss, Non-Conf, S Site, H Home A Away N Neutral

Average RPI Win:	266	WON-LOST	WINNING	LAST 10	STRENGTH OF	OPP. STRENGTH	TEAM	ADJ.	CONF.	ADJ CONF.
Average RPI Loss:	153	RECORD	PCT. RANK	GAMES	SCHEDULE	OF SCHEDULE	RPI	RPI	RPI	RPI
DIV. I ONLY	12- 12	171	5- 5	306	196	208	208	25	25	
DIV. I NON-CONF.	5- 7	198	0- 0	266	105	184	184	25	25	
TOTALS	RPI 1-25	RPI 26-50	W-L RECORDS	RPI 51-100	RPI 101-150	RPI 150+				
12- 12	0- 2	0- 1	OVERALL	0- 3	0- 0	12- 6				
4- 3	0- 0	0- 0	HOME	0- 1	0- 0	4- 2				
7- 8	0- 2	0- 1	AWAY	0- 2	0- 0	7- 3				
1- 1	0- 0	0- 0	NEUTRAL	0- 0	0- 0	1- 1				
5- 7	0- 2	0- 1	NON-CONFERENCE	0- 2	0- 0	5- 2				
1- 0	0- 0	0- 0	HOME	0- 0	0- 0	1- 0				
3- 6	0- 2	0- 1	AWAY	0- 2	0- 0	3- 1				
1- 1	0- 0	0- 0	NEUTRAL	0- 0	0- 0	1- 1				
7- 5	0- 0	0- 0	CONFERENCE	0- 1	0- 0	7- 4				
3- 3	0- 0	0- 0	HOME	0- 1	0- 0	3- 2				
4- 2	0- 0	0- 0	AWAY	0- 0	0- 0	4- 2				
0- 0	0- 0	0- 0	NEUTRAL	0- 0	0- 0	0- 0				

RPI 1-25			RPI 26-50			RPI 51-100			RPI 101+			Team's RPI: 208
RPI	S	Opponent	Score	RPI	S	Opponent	Score	RPI	S	Opponent	Score	
16	A	Syracuse	32 91	49	A	Kansas St.	43 61	85	A	TCU	67 71	161 N East Carolina 59 70
19	A	Oklahoma St.	54 78					95	H	New Mexico St.	57 68	190 N Cal Poly 66 58
								96	A	Eastern Mich.	56 78	207 A Utah Valley 57 71
												207 H Utah Valley 61 48
												226 A Grand Canyon 68 66
												226 H Grand Canyon 52 28
												240 A CSU Bakersfield 66 80
												240 H CSU Bakersfield 60 46
												255 A Seattle 76 71
												255 H Seattle 71 74
												260 A UC Santa Barbara 62 60
												280 A Houston 55 45
												302 A UMKC 62 53
												302 H UMKC 57 59
												312 A A&M-Corpus Christi 46 49
												330 A Incarnate Word 68 50
												330 H Incarnate Word 60 47
												340 A Chicago St. 64 56
LAST 12 Division I GAMES:												
240	A	CSU Bakersfield	66 80	255	H	Seattle	71 74					
255	A	Seattle	76 71	240	H	CSU Bakersfield	60 46					
302	H	UMKC	57 59	302	A	UMKC	62 53					
226	A	Grand Canyon	68 66	340	A	Chicago St.	64 56					
207	A	Utah Valley	57 71	207	H	Utah Valley	61 48					
95	H	New Mexico St.	57 68	226	H	Grand Canyon	52 28					

Non-Div I Games: Concordia (TX) 90 44 Evangel 75 60 Texas Lutheran 90 38

UTRGV

Loss, Non-Conf, S Site, H Home A Away N Neutral

Average RPI Win: <b>223</b>	WON-LOST	WINNING	LAST 10	STRENGTH OF	OPP. STRENGTH	TEAM	ADJ.	CONF.	ADJ CONF.
Average RPI Loss: <b>144</b>	RECORD	PCT. RANK	GAMES	SCHEDULE	OF SCHEDULE	RPI	RPI	RPI	RPI
DIV. I ONLY	6- 17	292	3- 7	136	160	262	262	11	11
DIV. I NON-CONF.	2- 6	272	0- 0	42	273	230	230	10	10
TOTALS	RPI 1-25	RPI 26-50	W-L RECORDS	RPI 51-100	RPI 101-150	RPI 150+			
6- 17	0- 2	0- 1	OVERALL	0- 3	2- 2	4- 9			
5- 5	0- 0	0- 0	HOME	0- 1	2- 0	3- 4			
1- 12	0- 2	0- 1	AWAY	0- 2	0- 2	1- 5			
0- 0	0- 0	0- 0	NEUTRAL	0- 0	0- 0	0- 0			
2- 6	0- 1	0- 1	NON-CONFERENCE	0- 1	0- 0	2- 3			
2- 2	0- 0	0- 0	HOME	0- 0	0- 0	2- 2			
0- 4	0- 1	0- 1	AWAY	0- 1	0- 0	0- 1			
0- 0	0- 0	0- 0	NEUTRAL	0- 0	0- 0	0- 0			
4- 11	0- 1	0- 0	CONFERENCE	0- 2	2- 2	2- 6			
3- 3	0- 0	0- 0	HOME	0- 1	2- 0	1- 2			
1- 8	0- 1	0- 0	AWAY	0- 1	0- 2	1- 4			
0- 0	0- 0	0- 0	NEUTRAL	0- 0	0- 0	0- 0			

RPI 1-25				RPI 26-50				RPI 51-100				RPI 101+ Team's RPI: 262			
RPI	S	Opponent	Score	RPI	S	Opponent	Score	RPI	S	Opponent	Score	RPI	S	Opponent	Score
6	A	Texas	53 <b>90</b>	30	A	Oklahoma	41 <b>80</b>	51	A	Western Ky.	65 <b>72</b>	139	H	UAB	54 52
24	A	UTEP	55 <b>62</b>					60	A	Abilene Christian	60 <b>79</b>	149	A	Southern Miss.	53 <b>65</b>
								76	H	Middle Tenn.	63 <b>74</b>	149	H	Southern Miss.	47 41
												150	A	Marshall	76 <b>80</b>
												152	H	UT Arlington	47 <b>51</b>
												171	A	Louisiana Tech	66 <b>75</b>
												171	H	Louisiana Tech	72 <b>82</b>
												188	A	Fla. Atlantic	51 <b>64</b>
												188	H	Fla. Atlantic	57 54
												220	A	Texas St.	64 <b>72</b>
												223	A	North Texas	58 <b>68</b>
												224	A	Rice	48 <b>49</b>
												245	H	Texas Southern	44 <b>59</b>
												246	H	Houston Baptist	79 50
												300	A	FIU	63 52
												300	H	FIU	54 <b>59</b>
												316	H	Illinois St.	77 51
LAST 12 Division I GAMES:															
149	A	Southern Miss.	53 <b>65</b>	149	H	Southern Miss.	47 41								
171	A	Louisiana Tech	66 <b>75</b>	171	H	Louisiana Tech	72 <b>82</b>								
300	H	FIU	54 <b>59</b>	188	A	Fla. Atlantic	51 <b>64</b>								
188	H	Fla. Atlantic	57 54	300	A	FIU	63 52								
150	A	Marshall	76 <b>80</b>	24	A	UTEP	55 <b>62</b>								
51	A	Western Ky.	65 <b>72</b>	76	H	Middle Tenn.	63 <b>74</b>								

Non-Div I Games: Howard Payne 106 65 Tex. A&M-Kingsville88 51

UTSA

Loss, Non-Conf, S Site, H Home A Away N Neutral

Average RPI Win:	149	WON-LOST	WINNING	LAST 10	STRENGTH OF	OPP. STRENGTH	TEAM	ADJ.	CONF.	ADJ CONF.
Average RPI Loss:	33	RECORD	PCT. RANK	GAMES	SCHEDULE	OF SCHEDULE	RPI	RPI	RPI	RPI
DIV. I ONLY	15- 11	127	3- 7	41	17	74	74	1	1	
DIV. I NON-CONF.	8- 3	77	0- 0	106	123	86	86	1	1	
TOTALS	RPI 1-25	RPI 26-50	W-L RECORDS	RPI 51-100	RPI 101-150	RPI 150+				
15- 11	0- 6	1- 2	OVERALL	4- 2	3- 1	7- 0				
11- 4	0- 2	1- 1	HOME	3- 1	2- 0	5- 0				
4- 5	0- 4	0- 0	AWAY	1- 1	1- 0	2- 0				
0- 2	0- 0	0- 1	NEUTRAL	0- 0	0- 1	0- 0				
8- 3	0- 1	0- 1	NON-CONFERENCE	1- 0	2- 1	5- 0				
7- 0	0- 0	0- 0	HOME	1- 0	2- 0	4- 0				
1- 1	0- 1	0- 0	AWAY	0- 0	0- 0	1- 0				
0- 2	0- 0	0- 1	NEUTRAL	0- 0	0- 1	0- 0				
7- 8	0- 5	1- 1	CONFERENCE	3- 2	1- 0	2- 0				
4- 4	0- 2	1- 1	HOME	2- 1	0- 0	1- 0				
3- 4	0- 3	0- 0	AWAY	1- 1	1- 0	1- 0				
0- 0	0- 0	0- 0	NEUTRAL	0- 0	0- 0	0- 0				

RPI 1-25				RPI 26-50				RPI 51-100 Team's RPI: 74				RPI 101+			
RPI	S	Opponent	Score	RPI	S	Opponent	Score	RPI	S	Opponent	Score	RPI	S	Opponent	Score
7	H	UCLA	63 69	29	H	Washington	88 83	65	A	Oregon	58 69	114	N	Boston College	51 76
8	A	Oregon St.	53 72	30	N	Oklahoma	55 70	65	H	Oregon	65 77	124	A	Arizona	60 55
8	H	Oregon St.	53 62	40	H	Southern California	59 70	68	H	South Dakota	66 59	134	H	Fresno St.	78 63
9	A	Arizona St.	60 80					77	H	Washington St.	73 71	138	H	Creighton	74 58
10	A	Stanford	52 72					84	A	California	84 79	176	A	Colorado	76 68
12	A	BYU	59 73					84	H	California	72 66	176	H	Colorado	71 55
												180	H	George Mason	74 62
												184	H	UC Davis	88 58
												202	A	Utah St.	64 61
												283	H	Lamar	71 67
												298	H	CSUN	97 56
LAST 12 Division I GAMES:															
84	H	California	72 66	40	H	Southern California	59 70	65	H	Oregon	65 77				
8	A	Oregon St.	53 72					8	H	Oregon St.	53 62				
65	A	Oregon	58 69					9	A	Arizona St.	60 80				
176	A	Colorado	76 68					124	A	Arizona	60 55				
176	H	Colorado	71 55					84	A	California	84 79				
7	H	UCLA	63 69												

Non-Div I Games:

Utah



Average RPI Win:	245	WON-LOST	WINNING	LAST 10	STRENGTH OF	OPP. STRENGTH	TEAM	ADJ.	CONF.	ADJ CONF.
Average RPI Loss:	139	RECORD	PCT. RANK	GAMES	SCHEDULE	OF SCHEDULE	RPI	RPI	RPI	RPI
DIV. I ONLY	9- 14	235	4- 6	146	201	202	202	19	19	
DIV. I NON-CONF.	3- 6	234	0- 0	166	139	209	209	20	20	
TOTALS	RPI 1-25	RPI 26-50	W-L RECORDS	RPI 51-100	RPI 101-150	RPI 150+				
9- 14	0- 1	0- 2	OVERALL	0- 1	0- 3	9- 7				
4- 6	0- 0	0- 1	HOME	0- 1	0- 2	4- 2				
4- 8	0- 1	0- 1	AWAY	0- 0	0- 1	4- 5				
1- 0	0- 0	0- 0	NEUTRAL	0- 0	0- 0	1- 0				
3- 6	0- 1	0- 0	NON-CONFERENCE	0- 1	0- 0	3- 4				
1- 2	0- 0	0- 0	HOME	0- 1	0- 0	1- 1				
1- 4	0- 1	0- 0	AWAY	0- 0	0- 0	1- 3				
1- 0	0- 0	0- 0	NEUTRAL	0- 0	0- 0	1- 0				
6- 8	0- 0	0- 2	CONFERENCE	0- 0	0- 3	6- 3				
3- 4	0- 0	0- 1	HOME	0- 0	0- 2	3- 1				
3- 4	0- 0	0- 1	AWAY	0- 0	0- 1	3- 2				
0- 0	0- 0	0- 0	NEUTRAL	0- 0	0- 0	0- 0				

RPI 1-25				RPI 26-50				RPI 51-100				RPI 101+ Team's RPI: 202			
RPI	S	Opponent	Score	RPI	S	Opponent	Score	RPI	S	Opponent	Score	RPI	S	Opponent	Score
12	A	BYU	69 81	45	A	Colorado St.	64 91	74	H	Utah	61 64	134	H	Fresno St.	61 67
				45	H	Colorado St.	49 69					144	A	Boise St.	78 84
												144	H	Boise St.	58 63
												153	H	Pacific	78 70
												168	H	Sacramento St.	86 95
												175	A	Northern Colo.	60 74
												181	A	New Mexico	70 73
												181	H	New Mexico	72 56
												191	A	Montana	70 86
												196	H	San Jose St.	74 86
												207	A	Utah Valley	76 72
												211	A	UNLV	38 46
												229	A	Idaho St.	67 81
												238	H	Wyoming	84 75
												250	A	San Diego St.	55 36
												250	H	San Diego St.	72 59
												261	N	Tennessee St.	63 46
												323	A	Nevada	79 66
												344	A	Air Force	66 53
LAST 12 Division I GAMES:															
134	H	Fresno St.	61 67	250	H	San Diego St.	72 59								
45	A	Colorado St.	64 91	211	A	UNLV	38 46								
181	A	New Mexico	70 73	45	H	Colorado St.	49 69								
238	H	Wyoming	84 75	344	A	Air Force	66 53								
144	H	Boise St.	58 63	181	H	New Mexico	72 56								
323	A	Nevada	79 66	144	A	Boise St.	78 84								

Non-Div I Games: Westminster (UT) 74 67 Haskell 90 63

Utah St.

Loss, Non-Conf, S Site, H Home A Away N Neutral

## Utah Valley

Through Games Of Feb. 20, 2016

Average RPI Win:	262	WON-LOST	WINNING	LAST 10	STRENGTH OF	OPP. STRENGTH	TEAM	ADJ.	CONF.	ADJ CONF.
Average RPI Loss:	162	RECORD	PCT. RANK	GAMES	SCHEDULE	OF SCHEDULE	RPI	RPI	RPI	RPI
DIV. I ONLY	12- 13	184	7- 3	207	298	207	207	25	25	
DIV. I NON-CONF.	5- 8	209	0- 0	146	304	201	201	25	25	
TOTALS	RPI 1-25	RPI 26-50	W-L RECORDS	RPI 51-100	RPI 101-150	RPI 150+				
12- 13	0- 1	0- 0	OVERALL	0- 3	2- 0	10- 9				
6- 5	0- 0	0- 0	HOME	0- 1	1- 0	5- 4				
6- 7	0- 1	0- 0	AWAY	0- 2	1- 0	5- 4				
0- 1	0- 0	0- 0	NEUTRAL	0- 0	0- 0	0- 1				
5- 8	0- 1	0- 0	NON-CONFERENCE	0- 1	2- 0	3- 6				
2- 3	0- 0	0- 0	HOME	0- 0	1- 0	1- 3				
3- 4	0- 1	0- 0	AWAY	0- 1	1- 0	2- 2				
0- 1	0- 0	0- 0	NEUTRAL	0- 0	0- 0	0- 1				
7- 5	0- 0	0- 0	CONFERENCE	0- 2	0- 0	7- 3				
4- 2	0- 0	0- 0	HOME	0- 1	0- 0	4- 1				
3- 3	0- 0	0- 0	AWAY	0- 1	0- 0	3- 2				
0- 0	0- 0	0- 0	NEUTRAL	0- 0	0- 0	0- 0				

RPI 1-25				RPI 26-50				RPI 51-100				RPI 101+ Team's RPI: 207			
RPI	S	Opponent	Score	RPI	S	Opponent	Score	RPI	S	Opponent	Score	RPI	S	Opponent	Score
12	A	BYU	62 78					65	A	Oregon	68 79	101	H	San Francisco	94 88
								95	A	New Mexico St.	68 73	144	A	Boise St.	72 70
								95	H	New Mexico St.	53 59	155	N	Alabama	60 67
												184	H	UC Davis	55 59
												197	A	Weber St.	56 61
												198	A	Eastern Wash.	64 68
												202	H	Utah St.	72 76
												208	A	UTRGV	48 61
												208	H	UTRGV	71 57
												226	H	Grand Canyon	53 61
												229	H	Idaho St.	47 56
												240	A	CSU Bakersfield	54 61
												240	H	CSU Bakersfield	72 53
												255	A	Seattle	61 44
												257	A	Omaha	74 59
												302	A	UMKC	58 44
												302	H	UMKC	79 71
												323	A	Nevada	73 65
												328	H	Southern Utah	70 58
												340	A	Chicago St.	69 62
												340	H	Chicago St.	74 46
LAST 12 Division I GAMES:															
302	A	UMKC	58 44	255	A	Seattle	61 44								
340	A	Chicago St.	69 62	340	H	Chicago St.	74 46								
240	H	CSU Bakersfield	72 53	302	H	UMKC	79 71								
95	H	New Mexico St.	53 59	226	H	Grand Canyon	53 61								
208	H	UTRGV	71 57	208	A	UTRGV	48 61								
240	A	CSU Bakersfield	54 61	95	A	New Mexico St.	68 73								

Non-Div I Games: Bethesda (CA) 91 64 Dixie St. 77 63

Utah Valley

Loss, Non-Conf, S Site, H Home A Away N Neutral

Average RPI Win:	184	WON-LOST	WINNING	LAST 10	STRENGTH OF	OPP. STRENGTH	TEAM	ADJ.	CONF.	ADJ CONF.
Average RPI Loss:	115	RECORD	PCT. RANK	GAMES	SCHEDULE	OF SCHEDULE	RPI	RPI	RPI	RPI
DIV. I ONLY	19- 8	69	6- 4	113	147	81	81	7	7	
DIV. I NON-CONF.	11- 2	28	0- 0	153	294	52	52	8	8	
TOTALS	RPI 1-25	RPI 26-50	W-L RECORDS	RPI 51-100	RPI 101-150	RPI 150+				
19- 8	1- 1	2- 0	OVERALL	1- 2	2- 3	13- 2				
10- 4	0- 1	1- 0	HOME	0- 1	1- 2	8- 0				
9- 3	1- 0	1- 0	AWAY	1- 0	1- 0	5- 1				
0- 1	0- 0	0- 0	NEUTRAL	0- 1	0- 0	0- 0				
11- 2	1- 0	0- 0	NON-CONFERENCE	0- 1	2- 1	8- 0				
7- 0	0- 0	0- 0	HOME	0- 0	1- 0	6- 0				
4- 1	1- 0	0- 0	AWAY	0- 0	1- 1	2- 0				
0- 1	0- 0	0- 0	NEUTRAL	0- 1	0- 0	0- 0				
8- 6	0- 1	2- 0	CONFERENCE	1- 1	0- 2	5- 2				
3- 4	0- 1	1- 0	HOME	0- 1	0- 2	2- 0				
5- 2	0- 0	1- 0	AWAY	1- 0	0- 0	3- 2				
0- 0	0- 0	0- 0	NEUTRAL	0- 0	0- 0	0- 0				

RPI 1-25				RPI 26-50				RPI 51-100				Team's RPI: 81	RPI 101+			
RPI	S	Opponent	Score	RPI	S	Opponent	Score	RPI	S	Opponent	Score		RPI	S	Opponent	Score
9	A	Arizona St.	57 48	36	H	St. Bonaventure	52 47	57	H	Saint Louis	72 77		105	H	Saint Joseph's	63 66
21	H	Duquesne	67 71	41	A	George Washington	79 68	59	A	Dayton	74 72		115	A	Iona	74 58
								98	N	Toledo	61 80		125	A	IUPUI	69 70
													145	H	Old Dominion	74 54
													147	H	Davidson	50 56
													174	H	Fordham	61 51
													180	A	George Mason	54 70
													187	A	Richmond	50 62
													187	H	Richmond	53 42
													203	H	William & Mary	73 47
													209	A	Rhode Island	49 36
													222	H	Furman	67 45
													232	A	Massachusetts	74 66
													247	A	High Point	69 39
													249	A	N.C. A&T	64 49
													252	H	UNCW	58 45
													263	H	Coppin St.	73 42
													274	A	La Salle	84 76
													284	H	Campbell	57 34
													293	H	UMES	63 39
LAST 12 Division I GAMES:																
				41	A	George Washington	79 68						174	H	Fordham	61 51
				209	A	Rhode Island	49 36						187	H	Richmond	53 42
				187	A	Richmond	50 62						180	A	George Mason	54 70
				274	A	La Salle	84 76						147	H	Davidson	50 56
				36	H	St. Bonaventure	52 47						59	A	Dayton	74 72
				21	H	Duquesne	67 71						105	H	Saint Joseph's	63 66

Non-Div I Games:

VCU

■ Loss, 
■ Non-Conf, 
■ S Site, 
■ H Home 
■ A Away 
N Neutral

## Valparaiso

Through Games Of Feb. 20, 2016

Average RPI Win:	185	WON-LOST	WINNING	LAST 10	STRENGTH OF	OPP. STRENGTH	TEAM	ADJ.	CONF.	ADJ CONF.
Average RPI Loss:	131	RECORD	PCT. RANK	GAMES	SCHEDULE	OF SCHEDULE	RPI	RPI	RPI	RPI
DIV. I ONLY	5- 18	309	2- 8	55	151	243	243	14	14	
DIV. I NON-CONF.	1- 7	318	0- 0	62	30	256	256	16	16	
TOTALS	RPI 1-25	RPI 26-50	W-L RECORDS	RPI 51-100	RPI 101-150	RPI 150+				
5- 18	0- 2	0- 2	OVERALL	0- 1	2- 4	3- 9				
4- 9	0- 1	0- 1	HOME	0- 0	1- 3	3- 4				
1- 8	0- 1	0- 1	AWAY	0- 1	1- 1	0- 4				
0- 1	0- 0	0- 0	NEUTRAL	0- 0	0- 0	0- 1				
1- 7	0- 2	0- 0	NON-CONFERENCE	0- 1	0- 1	1- 3				
1- 3	0- 1	0- 0	HOME	0- 0	0- 1	1- 1				
0- 3	0- 1	0- 0	AWAY	0- 1	0- 0	0- 1				
0- 1	0- 0	0- 0	NEUTRAL	0- 0	0- 0	0- 1				
4- 11	0- 0	0- 2	CONFERENCE	0- 0	2- 3	2- 6				
3- 6	0- 0	0- 1	HOME	0- 0	1- 2	2- 3				
1- 5	0- 0	0- 1	AWAY	0- 0	1- 1	0- 3				
0- 0	0- 0	0- 0	NEUTRAL	0- 0	0- 0	0- 0				

RPI 1-25				RPI 26-50				RPI 51-100				RPI 101+ Team's RPI: 243			
RPI	S	Opponent	Score	RPI	S	Opponent	Score	RPI	S	Opponent	Score	RPI	S	Opponent	Score
1	H	Notre Dame	54 110	26	A	Green Bay	42 81	80	A	San Diego	60 76	104	A	Wright St.	63 80
17	A	Louisville	42 75	26	H	Green Bay	35 71					104	H	Wright St.	54 65
												131	H	Akron	74 85
												132	H	Youngstown St.	65 60
												146	A	Northern Ky.	61 60
												146	H	Northern Ky.	50 68
												157	A	Detroit	65 85
												157	H	Detroit	66 72
												167	H	SIUE	69 56
												172	A	Milwaukee	60 82
												172	H	Milwaukee	60 70
												175	N	Northern Colo.	63 77
												199	A	Butler	53 72
												205	A	Oakland	77 87
												205	H	Oakland	81 66
												218	H	Ill.-Chicago	50 54
												265	H	Miami (OH)	72 75
												277	H	Cleveland St.	66 59
LAST 12 Division I GAMES:															
26	H	Green Bay	35 71	218	H	Ill.-Chicago	50 54								
172	H	Milwaukee	60 70	132	H	Youngstown St.	65 60								
157	A	Detroit	65 85	277	H	Cleveland St.	66 59								
205	A	Oakland	77 87	172	A	Milwaukee	60 82								
146	H	Northern Ky.	50 68	26	A	Green Bay	42 81								
104	H	Wright St.	54 65	205	H	Oakland	81 66								

Non-Div I Games: Ind.-Northwest 79 57 Cardinal Stitch 63 62 Ind.-Kokomo 88 22

Valparaiso

Loss, Non-Conf, S Site, H Home A Away N Neutral

## Vanderbilt

Through Games Of Feb. 20, 2016

Average RPI Win:	163	WON-LOST	WINNING	LAST 10	STRENGTH OF	OPP. STRENGTH	TEAM	ADJ.	CONF.	ADJ CONF.
Average RPI Loss:	48	RECORD	PCT. RANK	GAMES	SCHEDULE	OF SCHEDULE	RPI	RPI	RPI	RPI
DIV. I ONLY	15- 11	127	3- 7	54	53	75	75	2	2	
DIV. I NON-CONF.	11- 2	28	0- 0	115	221	34	34	2	2	
TOTALS	RPI 1-25	RPI 26-50	W-L RECORDS	RPI 51-100	RPI 101-150	RPI 150+				
15- 11	1- 6	1- 1	OVERALL	3- 2	1- 1	9- 1				
10- 4	0- 4	1- 0	HOME	1- 0	1- 0	7- 0				
4- 7	1- 2	0- 1	AWAY	1- 2	0- 1	2- 1				
1- 0	0- 0	0- 0	NEUTRAL	1- 0	0- 0	0- 0				
11- 2	0- 0	1- 1	NON-CONFERENCE	3- 1	0- 0	7- 0				
8- 0	0- 0	1- 0	HOME	1- 0	0- 0	6- 0				
2- 2	0- 0	0- 1	AWAY	1- 1	0- 0	1- 0				
1- 0	0- 0	0- 0	NEUTRAL	1- 0	0- 0	0- 0				
4- 9	1- 6	0- 0	CONFERENCE	0- 1	1- 1	2- 1				
2- 4	0- 4	0- 0	HOME	0- 0	1- 0	1- 0				
2- 5	1- 2	0- 0	AWAY	0- 1	0- 1	1- 1				
0- 0	0- 0	0- 0	NEUTRAL	0- 0	0- 0	0- 0				

RPI	S	Opponent	Score	RPI	S	Opponent	Score	RPI	S	Opponent	Score	RPI	S	Opponent	Score
2	H	South Carolina	61 71	26	A	Green Bay	56 58	52	A	Auburn	45 53	130	H	LSU	58 42
14	A	Kentucky	71 69	27	H	Ohio	62 59	59	A	Dayton	56 81	133	A	Arkansas	56 57
14	H	Kentucky	55 71					88	H	UT Martin	64 61	155	A	Alabama	54 48
18	A	Tennessee	49 58					94	A	Drexel	74 64	155	H	Alabama	67 52
18	H	Tennessee	51 69					95	N	New Mexico St.	71 45	156	H	ETSU	65 39
20	A	Florida	67 79									162	A	Ole Miss	52 55
23	H	Georgia	58 64									174	A	Fordham	53 40
												179	H	Troy	97 43
												213	H	Presbyterian	56 38
												268	H	Austin Peay	73 56
												344	H	Air Force	86 29
												348	H	Mississippi Val.	89 39
LAST 12 Division I GAMES:															
20	A	Florida	67 79	14	A	Kentucky	71 69								
14	H	Kentucky	55 71	155	H	Alabama	67 52								
18	H	Tennessee	51 69	18	A	Tennessee	49 58								
133	A	Arkansas	56 57	130	H	LSU	58 42								
52	A	Auburn	45 53	155	A	Alabama	54 48								
23	H	Georgia	58 64	2	H	South Carolina	61 71								

Non-Div I Games:

Vanderbilt

■ Loss, 
 ■ Non-Conf, S Site, 
 ■ Home 
 ■ Away 
 N Neutral

Average RPI Win:	283	WON-LOST	WINNING	LAST 10	STRENGTH OF	OPP. STRENGTH	TEAM	ADJ.	CONF.	ADJ CONF.
Average RPI Loss:	184	RECORD	PCT. RANK	GAMES	SCHEDULE	OF SCHEDULE	RPI	RPI	RPI	RPI
DIV. I ONLY	7- 20	293	2- 8	248	309	295	295	15	15	
DIV. I NON-CONF.	5- 8	209	0- 0	293	349	271	271	18	18	
TOTALS	RPI 1-25	RPI 26-50	W-L RECORDS	RPI 51-100	RPI 101-150	RPI 150+				
7- 20	0- 0	0- 2	OVERALL	0- 2	0- 2	7- 14				
3- 9	0- 0	0- 1	HOME	0- 1	0- 1	3- 6				
4- 11	0- 0	0- 1	AWAY	0- 1	0- 1	4- 8				
0- 0	0- 0	0- 0	NEUTRAL	0- 0	0- 0	0- 0				
5- 8	0- 0	0- 0	NON-CONFERENCE	0- 0	0- 1	5- 7				
2- 3	0- 0	0- 0	HOME	0- 0	0- 1	2- 2				
3- 5	0- 0	0- 0	AWAY	0- 0	0- 0	3- 5				
0- 0	0- 0	0- 0	NEUTRAL	0- 0	0- 0	0- 0				
2- 12	0- 0	0- 2	CONFERENCE	0- 2	0- 1	2- 7				
1- 6	0- 0	0- 1	HOME	0- 1	0- 0	1- 4				
1- 6	0- 0	0- 1	AWAY	0- 1	0- 1	1- 3				
0- 0	0- 0	0- 0	NEUTRAL	0- 0	0- 0	0- 0				

RPI S	Opponent	Score	RPI S	Opponent	Score	RPI S	Opponent	Score	RPI S	Opponent	Score	Team's RPI: 295
48	A Albany (NY)	43 72	72	A Maine	51 63	102	H Quinnipiac	65 77				
48	H Albany (NY)	40 75	72	H Maine	41 62	143	A Stony Brook	59 73				
						158	A UMBC	48 85				
						158	H UMBC	60 74				
						182	A Delaware	60 71				
						201	A Brown	54 71				
						205	H Oakland	68 74				
						215	A Hartford	50 52				
						215	H Hartford	47 51				
						225	A Dartmouth	56 54				
						228	H Sacred Heart	53 51				
						236	H New Hampshire	83 63				
						237	A Columbia	56 73				
						239	A Holy Cross	63 77				
						241	A Bryant	52 68				
						244	A Binghamton	52 66				
						244	H Binghamton	53 57				
						279	H Central Conn. St.	79 63				
						322	A UMass Lowell	59 51				
						322	H UMass Lowell	66 68				
						333	H St. Francis Brooklyn	55 59				
						343	A NJIT	54 46				
						345	A Boston U.	60 45				
LAST 12 Division I GAMES:												
158	H UMBC	60 74	143	A Stony Brook	59 73							
244	A Binghamton	52 66	236	H New Hampshire	83 63							
215	A Hartford	50 52	244	H Binghamton	53 57							
322	H UMass Lowell	66 68	322	A UMass Lowell	59 51							
48	H Albany (NY)	40 75	215	H Hartford	47 51							
72	A Maine	51 63	48	A Albany (NY)	43 72							

Non-Div I Games:

Vermont

Average RPI Win:	135	WON-LOST	WINNING	LAST 10	STRENGTH OF	OPP. STRENGTH	TEAM	ADJ.	CONF.	ADJ CONF.
Average RPI Loss:	78	RECORD	PCT. RANK	GAMES	SCHEDULE	OF SCHEDULE	RPI	RPI	RPI	RPI
DIV. I ONLY	16- 10	103	6- 4	59	47	55	55	6	6	
DIV. I NON-CONF.	7- 4	110	1- 0	39	40	44	44	6	6	
TOTALS	RPI 1-25	RPI 26-50	W-L RECORDS	RPI 51-100	RPI 101-150	RPI 150+				
16- 10	1- 1	4- 3	OVERALL	3- 3	1- 3	7- 0				
7- 3	0- 1	3- 0	HOME	1- 1	1- 1	2- 0				
7- 6	1- 0	1- 3	AWAY	1- 1	0- 2	4- 0				
2- 1	0- 0	0- 0	NEUTRAL	1- 1	0- 0	1- 0				
7- 4	0- 0	1- 2	NON-CONFERENCE	1- 2	1- 0	4- 0				
3- 0	0- 0	1- 0	HOME	0- 0	1- 0	1- 0				
2- 3	0- 0	0- 2	AWAY	0- 1	0- 0	2- 0				
2- 1	0- 0	0- 0	NEUTRAL	1- 1	0- 0	1- 0				
9- 6	1- 1	3- 1	CONFERENCE	2- 1	0- 3	3- 0				
4- 3	0- 1	2- 0	HOME	1- 1	0- 1	1- 0				
5- 3	1- 0	1- 1	AWAY	1- 0	0- 2	2- 0				
0- 0	0- 0	0- 0	NEUTRAL	0- 0	0- 0	0- 0				

RPI 1-25				RPI 26-50				RPI 51-100 Team's RPI: 55				RPI 101+			
RPI	S	Opponent	Score	RPI	S	Opponent	Score	RPI	S	Opponent	Score	RPI	S	Opponent	Score
22	A	DePaul	64 60	31	H	Penn	66 46	58	N	St. Mary's (CA)	60 67	105	H	Saint Joseph's	55 49
22	H	DePaul	47 75	35	A	St. John's (NY)	71 59	69	A	Temple	55 61	138	A	Creighton	48 53
				35	H	St. John's (NY)	58 54	89	A	Marquette	82 75	138	H	Creighton	62 65
				38	A	Seton Hall	50 60	89	H	Marquette	81 60	142	A	Xavier	67 74
				38	H	Seton Hall	55 45	90	H	Georgetown	51 57	168	N	Sacramento St.	78 54
				41	A	George Washington	70 78	94	N	Drexel	67 55	199	A	Butler	57 45
				46	A	North Carolina St.	64 70					216	A	Lehigh	65 44
												251	H	Loyola Maryland	67 55
												253	A	Providence	76 47
												253	H	Providence	67 39
												274	A	La Salle	67 56
LAST 12 Division I GAMES:															
				38	A	Seton Hall	50 60	31	H	Penn	66 46				
				35	A	St. John's (NY)	71 59	90	H	Georgetown	51 57				
				89	H	Marquette	81 60	35	H	St. John's (NY)	58 54				
				22	H	DePaul	47 75	38	H	Seton Hall	55 45				
				253	A	Providence	76 47	22	A	DePaul	64 60				
				138	A	Creighton	48 53	89	A	Marquette	82 75				

Non-Div I Games:

Villanova

■ Loss, 
 ■ Non-Conf, 
 ■ S Site, 
 ■ H Home 
 ■ A Away 
 N Neutral

Average RPI Win:	179	WON-LOST	WINNING	LAST 10	STRENGTH OF	OPP. STRENGTH	TEAM	ADJ.	CONF.	ADJ CONF.
Average RPI Loss:	46	RECORD	PCT. RANK	GAMES	SCHEDULE	OF SCHEDULE	RPI	RPI	RPI	RPI
DIV. I ONLY	14- 13	170	2- 8	36	65	91	91	4	4	
DIV. I NON-CONF.	10- 4	86	0- 0	170	159	110	110	5	5	
TOTALS	RPI 1-25	RPI 26-50	W-L RECORDS	RPI 51-100	RPI 101-150	RPI 150+				
14- 13	0- 6	2- 3	OVERALL	3- 2	2- 2	7- 0				
8- 6	0- 3	1- 0	HOME	0- 1	0- 2	7- 0				
5- 5	0- 3	0- 2	AWAY	3- 0	2- 0	0- 0				
1- 2	0- 0	1- 1	NEUTRAL	0- 1	0- 0	0- 0				
10- 4	0- 1	1- 1	NON-CONFERENCE	2- 2	0- 0	7- 0				
7- 1	0- 0	0- 0	HOME	0- 1	0- 0	7- 0				
2- 1	0- 1	0- 0	AWAY	2- 0	0- 0	0- 0				
1- 2	0- 0	1- 1	NEUTRAL	0- 1	0- 0	0- 0				
4- 9	0- 5	1- 2	CONFERENCE	1- 0	2- 2	0- 0				
1- 5	0- 3	1- 0	HOME	0- 0	0- 2	0- 0				
3- 4	0- 2	0- 2	AWAY	1- 0	2- 0	0- 0				
0- 0	0- 0	0- 0	NEUTRAL	0- 0	0- 0	0- 0				

RPI 1-25				RPI 26-50				RPI 51-100 Team's RPI: 91				RPI 101+			
RPI	S	Opponent	Score	RPI	S	Opponent	Score	RPI	S	Opponent	Score	RPI	S	Opponent	Score
1	H	Notre Dame	46 74	26	N	Green Bay	68 59	52	A	Auburn	69 52	113	A	Wake Forest	52 50
5	A	Ohio St.	73 93	28	H	Miami (FL)	76 56	56	H	Iowa	73 85	114	A	Boston College	61 50
13	A	Florida St.	48 70	46	A	North Carolina St.	52 63	76	A	Middle Tenn.	70 66	120	H	Pittsburgh	55 58
16	H	Syracuse	57 91	47	A	Duke	52 67	83	N	Tulane	62 67	121	H	Virginia Tech	46 66
17	A	Louisville	59 74	50	N	Rutgers	48 60	86	A	Georgia Tech	78 67	187	H	Richmond	71 51
17	H	Louisville	41 59									254	H	Bowling Green	68 39
												263	H	Coppin St.	75 40
												301	H	Charleston So.	85 65
												320	H	Longwood	81 46
												343	H	NJIT	81 54
												346	H	Norfolk St.	86 50
LAST 12 Division I GAMES:															
17	A	Louisville	59 74	120	H	Pittsburgh	55 58								
114	A	Boston College	61 50	13	A	Florida St.	48 70								
16	H	Syracuse	57 91	86	A	Georgia Tech	78 67								
121	H	Virginia Tech	46 66	17	H	Louisville	41 59								
47	A	Duke	52 67	113	A	Wake Forest	52 50								
46	A	North Carolina St.	52 63	1	H	Notre Dame	46 74								

Non-Div I Games:

Virginia

■ Loss, 
■ Non-Conf, S Site, 
■ Home 
■ Away 
N Neutral



Average RPI Win:	201	WON-LOST	WINNING	LAST 10	STRENGTH OF	OPP. STRENGTH	TEAM	ADJ.	CONF.	ADJ CONF.
Average RPI Loss:	53	RECORD	PCT. RANK	GAMES	SCHEDULE	OF SCHEDULE	RPI	RPI	RPI	RPI
DIV. I ONLY	15- 11	127	2- 8	103	55	121	121	4	4	
DIV. I NON-CONF.	12- 1	9	0- 0	283	187	70	70	5	5	
TOTALS	RPI 1-25	RPI 26-50	W-L RECORDS	RPI 51-100	RPI 101-150	RPI 150+				
15- 11	1- 4	0- 3	OVERALL	1- 2	2- 2	11- 0				
12- 5	0- 0	0- 3	HOME	0- 1	1- 1	11- 0				
3- 6	1- 4	0- 0	AWAY	1- 1	1- 1	0- 0				
0- 0	0- 0	0- 0	NEUTRAL	0- 0	0- 0	0- 0				
12- 1	1- 0	0- 0	NON-CONFERENCE	0- 1	1- 0	10- 0				
10- 0	0- 0	0- 0	HOME	0- 0	0- 0	10- 0				
2- 1	1- 0	0- 0	AWAY	0- 1	1- 0	0- 0				
0- 0	0- 0	0- 0	NEUTRAL	0- 0	0- 0	0- 0				
3- 10	0- 4	0- 3	CONFERENCE	1- 1	1- 2	1- 0				
2- 5	0- 0	0- 3	HOME	0- 1	1- 1	1- 0				
1- 5	0- 4	0- 0	AWAY	1- 0	0- 1	0- 0				
0- 0	0- 0	0- 0	NEUTRAL	0- 0	0- 0	0- 0				

RPI 1-25				RPI 26-50				RPI 51-100				RPI 101+ Team's RPI: 121			
RPI	S	Opponent	Score	RPI	S	Opponent	Score	RPI	S	Opponent	Score	RPI	S	Opponent	Score
1	A	Notre Dame	41 80	28	H	Miami (FL)	45 57	86	H	Georgia Tech	34 51	114	H	Boston College	58 33
13	A	Florida St.	50 68	46	H	North Carolina St.	61 72	90	A	Georgetown	56 73	117	A	North Carolina	67 71
16	A	Syracuse	39 60	47	H	Duke	62 66	91	A	Virginia	66 46	120	H	Pittsburgh	48 59
17	A	Louisville	45 56									127	A	Penn St.	64 59
18	A	Tennessee	57 43									180	H	George Mason	80 63
												200	H	Radford	47 40
												213	H	Presbyterian	58 44
												217	H	Col. of Charleston	81 47
												222	H	Furman	59 30
												233	H	Morgan St.	73 33
												248	H	Clemson	79 49
												253	H	Providence	62 46
												263	H	Coppin St.	72 39
												306	H	Wofford	73 42
												337	H	Mt. St. Mary's	59 42
LAST 12 Division I GAMES:															
47	H	Duke	62 66	28	H	Miami (FL)	45 57								
120	H	Pittsburgh	48 59	1	A	Notre Dame	41 80								
117	A	North Carolina	67 71	46	H	North Carolina St.	61 72								
91	A	Virginia	66 46	248	H	Clemson	79 49								
86	H	Georgia Tech	34 51	16	A	Syracuse	39 60								
13	A	Florida St.	50 68	17	A	Louisville	45 56								

Non-Div I Games:

Virginia Tech

■ Loss, 
■ Non-Conf, 
■ S Site, 
■ H Home 
■ A Away 
N Neutral

Average RPI Win:	323	WON-LOST	WINNING	LAST 10	STRENGTH OF	OPP. STRENGTH	TEAM	ADJ.	CONF.	ADJ CONF.
Average RPI Loss:	219	RECORD	PCT. RANK	GAMES	SCHEDULE	OF SCHEDULE	RPI	RPI	RPI	RPI
DIV. I ONLY	5- 21	313	3- 7	318	317	339	339	30	30	
DIV. I NON-CONF.	2- 9	296	0- 0	264	102	318	318	32	32	
TOTALS	RPI 1-25	RPI 26-50	W-L RECORDS	RPI 51-100	RPI 101-150	RPI 150+				
5- 21	0- 1	0- 1	OVERALL	0- 0	0- 3	5- 16				
3- 9	0- 0	0- 0	HOME	0- 0	0- 1	3- 8				
2- 12	0- 1	0- 1	AWAY	0- 0	0- 2	2- 8				
0- 0	0- 0	0- 0	NEUTRAL	0- 0	0- 0	0- 0				
2- 9	0- 1	0- 1	NON-CONFERENCE	0- 0	0- 3	2- 4				
2- 2	0- 0	0- 0	HOME	0- 0	0- 1	2- 1				
0- 7	0- 1	0- 1	AWAY	0- 0	0- 2	0- 3				
0- 0	0- 0	0- 0	NEUTRAL	0- 0	0- 0	0- 0				
3- 12	0- 0	0- 0	CONFERENCE	0- 0	0- 0	3- 12				
1- 7	0- 0	0- 0	HOME	0- 0	0- 0	1- 7				
2- 5	0- 0	0- 0	AWAY	0- 0	0- 0	2- 5				
0- 0	0- 0	0- 0	NEUTRAL	0- 0	0- 0	0- 0				

RPI S	Opponent	Score	RPI S	Opponent	Score	RPI S	Opponent	Score	RPI S	Opponent	Score	Team's RPI: 339
5	A Ohio St.	47 106	31	A Penn	50 78				120	A Pittsburgh	41 67	
									143	H Stony Brook	62 73	
									145	A Old Dominion	57 71	
									160	A Yale	60 78	
									162	H Ole Miss	49 86	
									221	A Robert Morris	44 64	
									228	A Sacred Heart	62 73	
									228	H Sacred Heart	73 77	
									237	A Columbia	48 67	
									241	A Bryant	67 94	
									241	H Bryant	71 82	
									256	A Saint Francis (PA)	78 93	
									256	H Saint Francis (PA)	74 87	
									279	A Central Conn. St.	64 63	
									279	H Central Conn. St.	52 62	
									311	H Fairleigh Dickinson	57 73	
									325	H Lafayette	69 48	
									326	A Delaware St.	44 66	
									327	H LIU Brooklyn	63 73	
									333	A St. Francis Brooklyn	82 78	
									333	H St. Francis Brooklyn	70 53	
									337	A Mt. St. Mary's	55 64	
									337	H Mt. St. Mary's	50 59	
									343	H NJIT	76 53	
LAST 12 Division I GAMES:												
279	A	Central Conn. St.	64	63	337	A	Mt. St. Mary's	55	64			
256	H	Saint Francis (PA)	74	87	333	H	St. Francis Brooklyn	70	53			
241	A	Bryant	67	94	228	H	Sacred Heart	73	77			
337	H	Mt. St. Mary's	50	59	327	H	LIU Brooklyn	63	73			
311	H	Fairleigh Dickinson	57	73	279	H	Central Conn. St.	52	62			
333	A	St. Francis Brooklyn	82	78	228	A	Sacred Heart	62	73			

Non-Div I Games:

Wagner

## Wake Forest

Through Games Of Feb. 20, 2016

Average RPI Win:	172	WON-LOST	WINNING	LAST 10	STRENGTH OF	OPP. STRENGTH	TEAM	ADJ.	CONF.	ADJ CONF.
Average RPI Loss:	61	RECORD	PCT. RANK	GAMES	SCHEDULE	OF SCHEDULE	RPI	RPI	RPI	RPI
DIV. I ONLY	15- 12	142	6- 4	101	28	113	113	4	4	
DIV. I NON-CONF.	9- 4	95	0- 0	299	99	180	180	5	5	
TOTALS	RPI 1-25	RPI 26-50	W-L RECORDS	RPI 51-100	RPI 101-150	RPI 150+				
15- 12	0- 4	2- 4	OVERALL	0- 2	5- 0	8- 2				
9- 6	0- 3	2- 0	HOME	0- 2	3- 0	4- 1				
5- 5	0- 1	0- 4	AWAY	0- 0	2- 0	3- 0				
1- 1	0- 0	0- 0	NEUTRAL	0- 0	0- 0	1- 1				
9- 4	0- 0	0- 1	NON-CONFERENCE	0- 1	2- 0	7- 2				
6- 2	0- 0	0- 0	HOME	0- 1	2- 0	4- 1				
2- 1	0- 0	0- 1	AWAY	0- 0	0- 0	2- 0				
1- 1	0- 0	0- 0	NEUTRAL	0- 0	0- 0	1- 1				
6- 8	0- 4	2- 3	CONFERENCE	0- 1	3- 0	1- 0				
3- 4	0- 3	2- 0	HOME	0- 1	1- 0	0- 0				
3- 4	0- 1	0- 3	AWAY	0- 0	2- 0	1- 0				
0- 0	0- 0	0- 0	NEUTRAL	0- 0	0- 0	0- 0				

RPI S Opponent	Score	RPI S Opponent	Score	RPI S Opponent	Score	RPI S Opponent	Score	Team's RPI: 113
1 H Notre Dame	52 86	28 A Miami (FL)	60 71	91 H Virginia	50 52	114 A Boston College	65 59	
13 H Florida St.	55 96	33 A Missouri	81 94	99 H Belmont	64 78	117 H North Carolina	75 63	
16 H Syracuse	65 91	46 A North Carolina St.	47 64			120 A Pittsburgh	60 49	
17 A Louisville	54 78	46 H North Carolina St.	63 58			130 H LSU	60 57	
		47 A Duke	68 95			147 H Davidson	77 58	
		47 H Duke	64 58			151 H Jacksonville	57 51	
						156 H ETSU	69 52	
						165 N Hampton	42 47	
						177 H Wisconsin	51 64	
						187 H Richmond	43 33	
						248 A Clemson	55 45	
						270 A American	71 70	
						274 H La Salle	61 53	
						276 N Coastal Caro.	81 52	
						300 A FIU	57 53	
LAST 12 Division I GAMES:								
1 H Notre Dame	52 86	13 H Florida St.	55 96					
47 H Duke	64 58	114 A Boston College	65 59					
248 A Clemson	55 45	117 H North Carolina	75 63					
46 H North Carolina St.	63 58	16 H Syracuse	65 91					
120 A Pittsburgh	60 49	28 A Miami (FL)	60 71					
17 A Louisville	54 78	91 H Virginia	50 52					

Non-Div I Games:

Wake Forest

■ Loss, 
■ Non-Conf, 
■ S Site, 
■ H Home 
■ A Away 
N Neutral

Average RPI Win:	122	WON-LOST	WINNING	LAST 10	STRENGTH OF	OPP. STRENGTH	TEAM	ADJ.	CONF.	ADJ CONF.
Average RPI Loss:	27	RECORD	PCT. RANK	GAMES	SCHEDULE	OF SCHEDULE	RPI	RPI	RPI	RPI
DIV. I ONLY	18- 8	74	6- 4	14	15	29	29	1	1	
DIV. I NON-CONF.	9- 2	37	0- 0	38	118	33	33	1	1	
TOTALS	RPI 1-25	RPI 26-50	W-L RECORDS	RPI 51-100	RPI 101-150	RPI 150+				
18- 8	1- 5	2- 1	OVERALL	6- 2	4- 0	5- 0				
10- 4	1- 2	1- 1	HOME	3- 1	1- 0	4- 0				
7- 3	0- 2	1- 0	AWAY	3- 1	2- 0	1- 0				
1- 1	0- 1	0- 0	NEUTRAL	0- 0	1- 0	0- 0				
9- 2	0- 1	0- 1	NON-CONFERENCE	3- 0	2- 0	4- 0				
6- 1	0- 0	0- 1	HOME	2- 0	0- 0	4- 0				
2- 0	0- 0	0- 0	AWAY	1- 0	1- 0	0- 0				
1- 1	0- 1	0- 0	NEUTRAL	0- 0	1- 0	0- 0				
9- 6	1- 4	2- 0	CONFERENCE	3- 2	2- 0	1- 0				
4- 3	1- 2	1- 0	HOME	1- 1	1- 0	0- 0				
5- 3	0- 2	1- 0	AWAY	2- 1	1- 0	1- 0				
0- 0	0- 0	0- 0	NEUTRAL	0- 0	0- 0	0- 0				

RPI S	Opponent	Score	RPI S	Opponent	Score	Team's RPI: 29	RPI S	Opponent	Score	RPI S	Opponent	Score
7	A UCLA	59 63	30	H Oklahoma	68 71		54	H UC Riverside	78 43	124	A Arizona	74 52
7	H UCLA	64 56	40	A Southern California	61 53		61	H Santa Clara	100 55	124	H Arizona	63 47
8	H Oregon St.	53 61	40	H Southern California	69 60		65	H Oregon	63 75	134	A Fresno St.	89 79
9	H Arizona St.	61 68					68	A South Dakota	77 64	140	N Texas Tech	77 73
10	A Stanford	53 69					74	A Utah	83 88	176	A Colorado	76 74
16	N Syracuse	62 66					77	A Washington St.	79 64	197	H Weber St.	69 56
							77	H Washington St.	69 63	250	H San Diego St.	80 51
							84	A California	75 65	255	H Seattle	96 55
										285	H Portland	83 65
LAST 12 Division I GAMES:												
124	A Arizona	74 52	10	A Stanford	53 69							
7	A UCLA	59 63	77	H Washington St.	69 63							
40	A Southern California	61 53	40	H Southern California	69 60							
65	H Oregon	63 75	7	H UCLA	64 56							
8	H Oregon St.	53 61	124	H Arizona	63 47							
84	A California	75 65	9	H Arizona St.	61 68							

Non-Div I Games:

Washington

■ Loss, 
■ Non-Conf, S Site, 
■ Home 
■ Away 
N Neutral

Average RPI Win: 163		WON-LOST	WINNING	LAST 10	STRENGTH OF	OPP. STRENGTH	TEAM	ADJ.	CONF.	ADJ CONF.
Average RPI Loss: 32		RECORD	PCT. RANK	GAMES	SCHEDULE	OF SCHEDULE	RPI	RPI	RPI	RPI
DIV. I ONLY		12- 14	194	1- 9	21	11	77	77	1	1
DIV. I NON-CONF.		9- 2	37	0- 0	125	97	27	27	1	1
TOTALS		RPI 1-25	RPI 26-50	W-L RECORDS	RPI 51-100	RPI 101-150	RPI 150+			
12- 14	0- 7		1- 3	OVERALL	1- 4	4- 0	6- 0			
6- 5	0- 3		1- 1	HOME	0- 1	2- 0	3- 0			
5- 9	0- 4		0- 2	AWAY	1- 3	2- 0	2- 0			
1- 0	0- 0		0- 0	NEUTRAL	0- 0	0- 0	1- 0			
9- 2	0- 1		0- 0	NON-CONFERENCE	1- 1	3- 0	5- 0			
4- 0	0- 0		0- 0	HOME	0- 0	1- 0	3- 0			
4- 2	0- 1		0- 0	AWAY	1- 1	2- 0	1- 0			
1- 0	0- 0		0- 0	NEUTRAL	0- 0	0- 0	1- 0			
3- 12	0- 6		1- 3	CONFERENCE	0- 3	1- 0	1- 0			
2- 5	0- 3		1- 1	HOME	0- 1	1- 0	0- 0			
1- 7	0- 3		0- 2	AWAY	0- 2	0- 0	1- 0			
0- 0	0- 0		0- 0	NEUTRAL	0- 0	0- 0	0- 0			

RPI 1-25				RPI 26-50				RPI 51-100				Team's RPI: 77				RPI 101+			
RPI	S	Opponent	Score	RPI	S	Opponent	Score	RPI	S	Opponent	Score	RPI	S	Opponent	Score	RPI	S	Opponent	Score
7	A	UCLA	61 73	29	A	Washington	63 69	58	A	St. Mary's (CA)	71 75	107	H	Gonzaga	55 48				
7	H	UCLA	73 75	29	H	Washington	64 79	65	H	Oregon	48 73	123	A	Hawaii	62 52				
8	H	Oregon St.	45 54	40	A	Southern California	62 64	74	A	Utah	71 73	124	H	Arizona	67 46				
9	A	Arizona St.	39 61	40	H	Southern California	73 61	80	A	San Diego	78 72	144	A	Boise St.	57 52				
9	H	Arizona St.	45 63					84	A	California	71 74	165	H	Hampton	68 61				
10	A	Stanford	52 69									176	A	Colorado	74 66				
19	A	Oklahoma St.	60 70									196	H	San Jose St.	95 80				
												212	A	Kansas	66 53				
												260	H	UC Santa Barbara	61 44				
												323	N	Nevada	70 57				
LAST 12 Division I GAMES:																			
				9	A	Arizona St.	39 61	84	A	California	71 74								
				40	A	Southern California	62 64	29	A	Washington	63 69								
				7	A	UCLA	61 73	7	H	UCLA	73 75								
				8	H	Oregon St.	45 54	40	H	Southern California	73 61								
				65	H	Oregon	48 73	9	H	Arizona St.	45 63								
				10	A	Stanford	52 69	124	H	Arizona	67 46								

Non-Div I Games:

Washington St.

■ Loss, ■ Non-Conf, S Site, H Home A Away N Neutral

Average RPI Win:	255	WON-LOST	WINNING	LAST 10	STRENGTH OF	OPP. STRENGTH	TEAM	ADJ.	CONF.	ADJ CONF.
Average RPI Loss:	135	RECORD	PCT. RANK	GAMES	SCHEDULE	OF SCHEDULE	RPI	RPI	RPI	RPI
DIV. I ONLY	16- 7	72	7- 3	347	88	197	197	20	20	
DIV. I NON-CONF.	6- 3	99	0- 0	306	109	161	161	22	22	
TOTALS	RPI 1-25	RPI 26-50	W-L RECORDS	RPI 51-100	RPI 101-150	RPI 150+				
16- 7	0- 1	0- 1	OVERALL	0- 0	1- 1	15- 4				
6- 4	0- 1	0- 0	HOME	0- 0	0- 1	6- 2				
9- 3	0- 0	0- 1	AWAY	0- 0	1- 0	8- 2				
1- 0	0- 0	0- 0	NEUTRAL	0- 0	0- 0	1- 0				
6- 3	0- 1	0- 1	NON-CONFERENCE	0- 0	0- 0	6- 1				
1- 2	0- 1	0- 0	HOME	0- 0	0- 0	1- 1				
4- 1	0- 0	0- 1	AWAY	0- 0	0- 0	4- 0				
1- 0	0- 0	0- 0	NEUTRAL	0- 0	0- 0	1- 0				
10- 4	0- 0	0- 0	CONFERENCE	0- 0	1- 1	9- 3				
5- 2	0- 0	0- 0	HOME	0- 0	0- 1	5- 1				
5- 2	0- 0	0- 0	AWAY	0- 0	1- 0	4- 2				
0- 0	0- 0	0- 0	NEUTRAL	0- 0	0- 0	0- 0				

RPI 1-25				RPI 26-50				RPI 51-100				RPI 101+ Team's RPI: 197			
RPI	S	Opponent	Score	RPI	S	Opponent	Score	RPI	S	Opponent	Score	RPI	S	Opponent	Score
12	H	BYU	51 68	29	A	Washington	56 69					116	A	North Dakota	62 56
												116	H	North Dakota	78 85
												168	A	Sacramento St.	64 87
												168	H	Sacramento St.	77 66
												175	A	Northern Colo.	63 65
												175	H	Northern Colo.	82 79
												207	H	Utah Valley	61 56
												214	N	Stephen F. Austin	56 46
												217	H	Col. of Charleston	42 50
												223	A	North Texas	45 38
												229	A	Idaho St.	61 46
												229	H	Idaho St.	57 58
												275	A	Northern Ariz.	76 56
												275	H	Northern Ariz.	95 88
												285	A	Portland	57 55
												296	A	Denver	61 49
												314	A	Portland St.	75 58
												314	H	Portland St.	102 73
												328	A	Southern Utah	69 51
												328	H	Southern Utah	75 56
												338	A	Cal St. Fullerton	60 40
LAST 12 Division I GAMES:															
275	H	Northern Ariz.	95 88	328	A	Southern Utah	69 51								
328	H	Southern Utah	75 56	275	A	Northern Ariz.	76 56								
314	A	Portland St.	75 58	229	H	Idaho St.	57 58								
168	A	Sacramento St.	64 87	168	H	Sacramento St.	77 66								
116	H	North Dakota	78 85	314	H	Portland St.	102 73								
175	H	Northern Colo.	82 79	175	A	Northern Colo.	63 65								

Non-Div I Games: Westminster (UT) 79 46 Bethesda (CA) 86 60

Weber St.

■ Loss, 
 ■ Non-Conf, 
 ■ S Site, 
 ■ Home 
 ■ A Away 
 N Neutral

Average RPI Win:	162	WON-LOST	WINNING	LAST 10	STRENGTH OF	OPP. STRENGTH	TEAM	ADJ.	CONF.	ADJ CONF.
Average RPI Loss:	30	RECORD	PCT. RANK	GAMES	SCHEDULE	OF SCHEDULE	RPI	RPI	RPI	RPI
DIV. I ONLY	20- 7	50	6- 4	63	51	37	37	3	3	
DIV. I NON-CONF.	11- 2	28	0- 0	182	210	59	59	3	3	
TOTALS	RPI 1-25	RPI 26-50	W-L RECORDS	RPI 51-100	RPI 101-150	RPI 150+				
20- 7	0- 4	5- 2	OVERALL	3- 0	3- 1	9- 0				
11- 2	0- 2	2- 0	HOME	2- 0	1- 0	6- 0				
4- 4	0- 2	1- 1	AWAY	1- 0	1- 1	1- 0				
5- 1	0- 0	2- 1	NEUTRAL	0- 0	1- 0	2- 0				
11- 2	0- 0	2- 1	NON-CONFERENCE	1- 0	1- 1	7- 0				
6- 0	0- 0	0- 0	HOME	1- 0	0- 0	5- 0				
0- 1	0- 0	0- 0	AWAY	0- 0	0- 1	0- 0				
5- 1	0- 0	2- 1	NEUTRAL	0- 0	1- 0	2- 0				
9- 5	0- 4	3- 1	CONFERENCE	2- 0	2- 0	2- 0				
5- 2	0- 2	2- 0	HOME	1- 0	1- 0	1- 0				
4- 3	0- 2	1- 1	AWAY	1- 0	1- 0	1- 0				
0- 0	0- 0	0- 0	NEUTRAL	0- 0	0- 0	0- 0				

RPI 1-25				RPI 26-50				Team's RPI: 37	RPI 51-100				RPI 101+			
RPI	S	Opponent	Score	RPI	S	Opponent	Score		RPI	S	Opponent	Score	RPI	S	Opponent	Score
4	A	Baylor	64 69	30	A	Oklahoma	54 57		85	A	TCU	97 84	107	A	Gonzaga	57 62
4	H	Baylor	61 71	30	H	Oklahoma	63 55		87	H	Elon	67 57	140	A	Texas Tech	69 42
6	H	Texas	54 65	34	N	James Madison	69 62		97	H	Iowa St.	57 47	140	H	Texas Tech	79 57
19	A	Oklahoma St.	51 63	40	N	Southern California	67 78						150	N	Marshall	66 60
				43	N	Indiana	75 64						160	N	Yale	70 60
				49	A	Kansas St.	72 53						212	A	Kansas	65 45
				49	H	Kansas St.	64 44						212	H	Kansas	72 35
													226	N	Grand Canyon	68 50
													263	H	Coppin St.	96 64
													304	H	Morehead St.	94 56
													311	H	Fairleigh Dickinson	91 42
													320	H	Longwood	74 43
													326	H	Delaware St.	77 34
LAST 12 Division I GAMES:																
30	H	Oklahoma	63 55	30	A	Oklahoma	54 57									
19	A	Oklahoma St.	51 63	85	A	TCU	97 84									
97	H	Iowa St.	57 47	212	H	Kansas	72 35									
49	H	Kansas St.	64 44	4	A	Baylor	64 69									
140	A	Texas Tech	69 42	140	H	Texas Tech	79 57									
4	H	Baylor	61 71	49	A	Kansas St.	72 53									

Non-Div I Games:

West Virginia

■ Loss, 
 ■ Non-Conf, 
 ■ S Site, 
 ■ H Home 
 ■ A Away 
 N Neutral

Average RPI Win:	297	WON-LOST	WINNING	LAST 10	STRENGTH OF	OPP. STRENGTH	TEAM	ADJ.	CONF.	ADJ CONF.
Average RPI Loss:	167	RECORD	PCT. RANK	GAMES	SCHEDULE	OF SCHEDULE	RPI	RPI	RPI	RPI
DIV. I ONLY	3- 21	337	2- 8	134	285	309	309	17	17	
DIV. I NON-CONF.	1- 10	330	0- 0	134	345	304	304	15	15	
TOTALS	RPI 1-25	RPI 26-50	W-L RECORDS	RPI 51-100	RPI 101-150	RPI 150+				
3- 21	0- 0	0- 2	OVERALL	0- 2	0- 6	3- 11				
2- 7	0- 0	0- 0	HOME	0- 1	0- 3	2- 3				
0- 14	0- 0	0- 2	AWAY	0- 1	0- 3	0- 8				
1- 0	0- 0	0- 0	NEUTRAL	0- 0	0- 0	1- 0				
1- 10	0- 0	0- 2	NON-CONFERENCE	0- 0	0- 2	1- 6				
0- 2	0- 0	0- 0	HOME	0- 0	0- 1	0- 1				
0- 8	0- 0	0- 2	AWAY	0- 0	0- 1	0- 5				
1- 0	0- 0	0- 0	NEUTRAL	0- 0	0- 0	1- 0				
2- 11	0- 0	0- 0	CONFERENCE	0- 2	0- 4	2- 5				
2- 5	0- 0	0- 0	HOME	0- 1	0- 2	2- 2				
0- 6	0- 0	0- 0	AWAY	0- 1	0- 2	0- 3				
0- 0	0- 0	0- 0	NEUTRAL	0- 0	0- 0	0- 0				

RPI 1-25			RPI 26-50			RPI 51-100			RPI 101+			Team's RPI: 309
RPI	S	Opponent	Score	RPI	S	Opponent	Score	RPI	S	Opponent	Score	
46	A	North Carolina St.	55 86	53	A	Chattanooga	59 77	111	A	Mercer	42 63	
47	A	Duke	47 84	53	H	Chattanooga	51 65	111	H	Mercer	88 92	
								112	A	Samford	52 57	
								112	H	Samford	42 59	
								122	H	UNC Asheville	45 67	
								147	A	Davidson	51 64	
								156	A	ETSU	62 74	
								156	H	ETSU	43 45	
								185	A	Eastern Ky.	62 91	
								204	A	USC Upstate	59 68	
								222	A	Furman	56 71	
								222	H	Furman	76 83	
								259	H	Bethune-Cookman	59 66	
								284	A	Campbell	66 73	
								289	N	Florida A&M	69 53	
								292	A	Kennesaw St.	53 65	
								297	H	UNCG	84 72	
								301	A	Charleston So.	59 80	
								306	A	Wofford	71 72	
								306	H	Wofford	74 72	
LAST 12 Division I GAMES:												
222	A	Furman	56 71	297	H	UNCG	84 72					
306	A	Wofford	71 72	306	H	Wofford	74 72					
53	H	Chattanooga	51 65	222	H	Furman	76 83					
156	H	ETSU	43 45	156	A	ETSU	62 74					
112	A	Samford	52 57	53	A	Chattanooga	59 77					
111	A	Mercer	42 63	111	H	Mercer	88 92					

Non-Div I Games: Anderson (SC) 72 55 Brevard 68 60 Warren Wilson 106 52

Western Caro.

Loss, Non-Conf, S Site, H Home A Away N Neutral



Average RPI Win:	281	WON-LOST	WINNING	LAST 10	STRENGTH OF	OPP. STRENGTH	TEAM	ADJ.	CONF.	ADJ CONF.
Average RPI Loss:	137	RECORD	PCT. RANK	GAMES	SCHEDULE	OF SCHEDULE	RPI	RPI	RPI	RPI
DIV. I ONLY	12- 13	184	5- 5	290	224	227	227	18	18	
DIV. I NON-CONF.	5- 6	180	0- 0	308	234	248	248	19	19	
TOTALS	RPI 1-25	RPI 26-50	W-L RECORDS	RPI 51-100	RPI 101-150	RPI 150+				
12- 13	0- 0	0- 1	OVERALL	0- 4	1- 4	11- 4				
6- 4	0- 0	0- 0	HOME	0- 1	1- 1	5- 2				
5- 8	0- 0	0- 1	AWAY	0- 3	0- 3	5- 1				
1- 1	0- 0	0- 0	NEUTRAL	0- 0	0- 0	1- 1				
5- 6	0- 0	0- 1	NON-CONFERENCE	0- 1	0- 1	5- 3				
2- 2	0- 0	0- 0	HOME	0- 0	0- 0	2- 2				
2- 3	0- 0	0- 1	AWAY	0- 1	0- 1	2- 0				
1- 1	0- 0	0- 0	NEUTRAL	0- 0	0- 0	1- 1				
7- 7	0- 0	0- 0	CONFERENCE	0- 3	1- 3	6- 1				
4- 2	0- 0	0- 0	HOME	0- 1	1- 1	3- 0				
3- 5	0- 0	0- 0	AWAY	0- 2	0- 2	3- 1				
0- 0	0- 0	0- 0	NEUTRAL	0- 0	0- 0	0- 0				

RPI S	Opponent	Score	RPI S	Opponent	Score	RPI S	Opponent	Score	RPI S	Opponent	Score	Team's RPI: 227
49	A Kansas St.	45 84	56	A Iowa	81 96	116	A North Dakota	67 78				
			63	A South Dakota St.	63 85	125	A IUPUI	87 96				
			68	A South Dakota	50 86	125	H IUPUI	60 68				
			68	H South Dakota	77 102	148	A Oral Roberts	55 79				
						148	H Oral Roberts	72 61				
						167	H SIUE	78 74				
						206	H Southeast Mo. St.	84 89				
						218	H Ill.-Chicago	70 78				
						257	A Omaha	66 79				
						257	H Omaha	74 55				
						259	N Bethune-Cookman	75 59				
						287	N Towson	77 83				
						296	A Denver	80 69				
						296	H Denver	63 60				
						315	A North Dakota St.	94 82				
						316	A Illinois St.	79 64				
						317	A IPFW	78 74				
						317	H IPFW	88 87				
						340	H Chicago St.	88 50				
						341	A Eastern Ill.	92 69				
LAST 12 Division I GAMES:												
148	A Oral Roberts	55 79	68	H South Dakota	77 102							
68	A South Dakota	50 86	63	A South Dakota St.	63 85							
296	A Denver	80 69	315	A North Dakota St.	94 82							
125	A IUPUI	87 96	296	H Denver	63 60							
317	H IPFW	88 87	125	H IUPUI	60 68							
257	H Omaha	74 55	317	A IPFW	78 74							

Non-Div I Games: Ashford 86 58 Central Methodist 108 46

Western Ill.

Loss, Non-Conf, S Site, H Home A Away N Neutral

Average RPI Win:	182	WON-LOST	WINNING	LAST 10	STRENGTH OF	OPP. STRENGTH	TEAM	ADJ.	CONF.	ADJ CONF.
Average RPI Loss:	83	RECORD	PCT. RANK	GAMES	SCHEDULE	OF SCHEDULE	RPI	RPI	RPI	RPI
DIV. I ONLY	19- 5	31	7- 3	142	112	51	51	11	11	
DIV. I NON-CONF.	8- 2	51	0- 0	190	125	56	56	10	10	
TOTALS	RPI 1-25	RPI 26-50	W-L RECORDS	RPI 51-100	RPI 101-150	RPI 150+				
19- 5	1- 1	0- 0	OVERALL	2- 3	5- 0	11- 1				
10- 1	1- 1	0- 0	HOME	2- 0	2- 0	5- 0				
8- 4	0- 0	0- 0	AWAY	0- 3	3- 0	5- 1				
1- 0	0- 0	0- 0	NEUTRAL	0- 0	0- 0	1- 0				
8- 2	1- 0	0- 0	NON-CONFERENCE	1- 1	0- 0	6- 1				
4- 0	1- 0	0- 0	HOME	1- 0	0- 0	2- 0				
3- 2	0- 0	0- 0	AWAY	0- 1	0- 0	3- 1				
1- 0	0- 0	0- 0	NEUTRAL	0- 0	0- 0	1- 0				
11- 3	0- 1	0- 0	CONFERENCE	1- 2	5- 0	5- 0				
6- 1	0- 1	0- 0	HOME	1- 0	2- 0	3- 0				
5- 2	0- 0	0- 0	AWAY	0- 2	3- 0	2- 0				
0- 0	0- 0	0- 0	NEUTRAL	0- 0	0- 0	0- 0				

RPI 1-25				RPI 26-50				RPI 51-100 Team's RPI: 51				RPI 101+			
RPI	S	Opponent	Score	RPI	S	Opponent	Score	RPI	S	Opponent	Score	RPI	S	Opponent	Score
17	H	Louisville	71 69					73	A	Ball St.	60 74	139	A	UAB	63 49
24	H	UTEP	78 85					76	A	Middle Tenn.	75 83	145	A	Old Dominion	85 74
								79	A	Charlotte	72 81	145	H	Old Dominion	68 51
								79	H	Charlotte	77 66	150	A	Marshall	80 76
								99	H	Belmont	80 65	150	H	Marshall	81 52
												152	A	UT Arlington	73 64
												162	A	Ole Miss	53 59
												180	N	George Mason	84 58
												185	H	Eastern Ky.	76 60
												188	A	Fla. Atlantic	81 62
												217	A	Col. of Charleston	78 44
												223	H	North Texas	65 53
												224	H	Rice	52 49
												262	H	UTSA	72 65
												268	H	Austin Peay	88 69
												300	A	FIU	71 69
												334	A	Lipscomb	64 56
LAST 12 Division I GAMES:															
79	A	Charlotte	72 81	139	A	UAB	63 49								
145	A	Old Dominion	85 74	79	H	Charlotte	77 66								
150	A	Marshall	80 76	145	H	Old Dominion	68 51								
24	H	UTEP	78 85	223	H	North Texas	65 53								
262	H	UTSA	72 65	224	H	Rice	52 49								
76	A	Middle Tenn.	75 83	188	A	Fla. Atlantic	81 62								

Non-Div I Games: Alas. Anchorage 62 58

Western Ky.

■ Loss, 
 ■ Non-Conf, 
 ■ S Site, 
 ■ Home 
 ■ Away 
 N Neutral

Average RPI Win:	246	WON-LOST	WINNING	LAST 10	STRENGTH OF	OPP. STRENGTH	TEAM	ADJ.	CONF.	ADJ CONF.
Average RPI Loss:	70	RECORD	PCT. RANK	GAMES	SCHEDULE	OF SCHEDULE	RPI	RPI	RPI	RPI
DIV. I ONLY	13- 11	147	5- 5	123	153	118	118	12	12	
DIV. I NON-CONF.	6- 4	125	0- 0	165	189	109	109	13	13	
TOTALS	RPI 1-25	RPI 26-50	W-L RECORDS	RPI 51-100	RPI 101-150	RPI 150+				
13- 11	0- 1	0- 2	OVERALL	0- 8	2- 0	11- 0				
6- 2	0- 0	0- 0	HOME	0- 2	1- 0	5- 0				
6- 7	0- 1	0- 1	AWAY	0- 5	1- 0	5- 0				
1- 2	0- 0	0- 1	NEUTRAL	0- 1	0- 0	1- 0				
6- 4	0- 1	0- 1	NON-CONFERENCE	0- 2	0- 0	6- 0				
2- 0	0- 0	0- 0	HOME	0- 0	0- 0	2- 0				
3- 2	0- 1	0- 0	AWAY	0- 1	0- 0	3- 0				
1- 2	0- 0	0- 1	NEUTRAL	0- 1	0- 0	1- 0				
7- 7	0- 0	0- 1	CONFERENCE	0- 6	2- 0	5- 0				
4- 2	0- 0	0- 0	HOME	0- 2	1- 0	3- 0				
3- 5	0- 0	0- 1	AWAY	0- 4	1- 0	2- 0				
0- 0	0- 0	0- 0	NEUTRAL	0- 0	0- 0	0- 0				

RPI 1-25				RPI 26-50				RPI 51-100				RPI 101+ Team's RPI: 118			
RPI	S	Opponent	Score	RPI	S	Opponent	Score	RPI	S	Opponent	Score	RPI	S	Opponent	Score
25	A	Michigan St.	40 78	27	A	Ohio	63 73	62	N	FGCU	42 60	131	H	Akron	69 65
				32	N	Mississippi St.	68 90	73	A	Ball St.	54 60	141	A	Buffalo	92 78
								73	H	Ball St.	53 77	157	H	Detroit	70 66
								82	A	Central Mich.	51 53	169	A	Loyola Chicago	68 45
								96	A	Eastern Mich.	66 70	210	N	Gardner-Webb	71 44
								98	A	Toledo	73 80	254	A	Bowling Green	65 49
								98	H	Toledo	68 80	254	H	Bowling Green	74 45
								100	A	Northwestern	62 86	265	H	Miami (OH)	80 66
												307	A	Bradley	72 59
												317	A	IPFW	70 48
												324	A	Kent St.	65 53
												324	H	Kent St.	73 52
												340	H	Chicago St.	65 56
LAST 12 Division I GAMES:															
				73	A	Ball St.	54 60	82	A	Central Mich.	51 53				
				131	H	Akron	69 65	73	H	Ball St.	53 77				
				254	A	Bowling Green	65 49	141	A	Buffalo	92 78				
				96	A	Eastern Mich.	66 70	265	H	Miami (OH)	80 66				
				98	H	Toledo	68 80	324	H	Kent St.	73 52				
				324	A	Kent St.	65 53	98	A	Toledo	73 80				

Non-Div I Games: Ferris St. 73 41 Wis.-Parkside 56 49

Western Mich.

Loss, Non-Conf, S Site, H Home A Away N Neutral

Average RPI Win:	256	WON-LOST	WINNING	LAST 10	STRENGTH OF	OPP. STRENGTH	TEAM	ADJ.	CONF.	ADJ CONF.
Average RPI Loss:	164	RECORD	PCT. RANK	GAMES	SCHEDULE	OF SCHEDULE	RPI	RPI	RPI	RPI
DIV. I ONLY	7- 18	280	3- 3	220	220	291	291	21	21	
DIV. I NON-CONF.	3- 8	258	1- 0	140	237	253	253	17	17	
TOTALS	RPI 1-25	RPI 26-50	W-L RECORDS	RPI 51-100	RPI 101-150	RPI 150+				
7- 18	0- 1	0- 2	OVERALL	0- 1	1- 5	6- 9				
5- 8	0- 1	0- 1	HOME	0- 1	1- 2	4- 3				
2- 9	0- 0	0- 1	AWAY	0- 0	0- 3	2- 5				
0- 1	0- 0	0- 0	NEUTRAL	0- 0	0- 0	0- 1				
3- 8	0- 1	0- 2	NON-CONFERENCE	0- 0	0- 1	3- 4				
2- 4	0- 1	0- 1	HOME	0- 0	0- 0	2- 2				
1- 3	0- 0	0- 1	AWAY	0- 0	0- 1	1- 1				
0- 1	0- 0	0- 0	NEUTRAL	0- 0	0- 0	0- 1				
4- 10	0- 0	0- 0	CONFERENCE	0- 1	1- 4	3- 5				
3- 4	0- 0	0- 0	HOME	0- 1	1- 2	2- 1				
1- 6	0- 0	0- 0	AWAY	0- 0	0- 2	1- 4				
0- 0	0- 0	0- 0	NEUTRAL	0- 0	0- 0	0- 0				

RPI S	Opponent	Score	RPI S	Opponent	Score	RPI S	Opponent	Score	RPI S	Opponent	Score	Team's RPI: 291
18	H Tennessee	51 58	33	H Missouri	37 57	92	H Missouri St.	57 77	109	A UNI	48 69	
			44	A Arkansas St.	40 67				109	H UNI	44 55	
									110	A Drake	59 81	
									110	H Drake	56 87	
									135	H Southern Ill.	57 48	
									138	A Creighton	54 79	
									169	A Loyola Chicago	55 60	
									169	H Loyola Chicago	65 62	
									187	N Richmond	50 63	
									198	H Eastern Wash.	62 67	
									206	H Southeast Mo. St.	62 66	
									231	A Indiana St.	33 59	
									249	H N.C. A&T	55 53	
									273	A Tennessee Tech	48 54	
									282	H Prairie View	64 36	
									300	A FIU	76 62	
									307	A Bradley	44 50	
									307	H Bradley	50 55	
									316	A Illinois St.	49 70	
									329	A Evansville	44 31	
									329	H Evansville	58 50	
LAST 12 Division I GAMES:												
300	A FIU	76 62	92	H Missouri St.	57 77							
329	A Evansville	44 31	329	H Evansville	58 50							
169	H Loyola Chicago	65 62	135	H Southern Ill.	57 48							
307	H Bradley	50 55	307	A Bradley	44 50							
109	A UNI	48 69	169	A Loyola Chicago	55 60							
110	A Drake	59 81	110	H Drake	56 87							

Non-Div I Games:

Wichita St.

■ Loss, 
■ Non-Conf, S Site, 
■ Home 
■ Away 
N Neutral

## William &amp; Mary

Through Games Of Feb. 20, 2016

Average RPI Win:	242	WON-LOST	WINNING	LAST 10	STRENGTH OF	OPP. STRENGTH	TEAM	ADJ.	CONF.	ADJ CONF.
Average RPI Loss:	135	RECORD	PCT. RANK	GAMES	SCHEDULE	OF SCHEDULE	RPI	RPI	RPI	RPI
DIV. I ONLY	13- 12	160	2- 8	285	170	203	203	13	13	
DIV. I NON-CONF.	9- 2	37	0- 0	337	291	148	148	12	12	
TOTALS	RPI 1-25	RPI 26-50	W-L RECORDS	RPI 51-100	RPI 101-150	RPI 150+				
13- 12	0- 0	1- 1	OVERALL	0- 5	1- 0	11- 6				
8- 4	0- 0	1- 0	HOME	0- 2	1- 0	6- 2				
5- 8	0- 0	0- 0	AWAY	0- 0	0- 0	5- 2				
0- 0	0- 0	0- 0	NEUTRAL	0- 0	0- 0	0- 0				
9- 2	0- 0	0- 0	NON-CONFERENCE	0- 1	1- 0	8- 1				
5- 0	0- 0	0- 0	HOME	0- 0	1- 0	4- 0				
4- 2	0- 0	0- 0	AWAY	0- 1	0- 0	4- 1				
0- 0	0- 0	0- 0	NEUTRAL	0- 0	0- 0	0- 0				
4- 10	0- 0	1- 1	CONFERENCE	0- 4	0- 0	3- 5				
3- 4	0- 0	1- 0	HOME	0- 2	0- 0	2- 2				
1- 6	0- 0	0- 1	AWAY	0- 2	0- 0	1- 3				
0- 0	0- 0	0- 0	NEUTRAL	0- 0	0- 0	0- 0				

RPI S	Opponent	Score	RPI S	Opponent	Score	RPI S	Opponent	Score	RPI S	Opponent	Score	Team's RPI: 203
34	A James Madison	63 83	34	H James Madison	65 59	71	A Hofstra	45 75	145	H Old Dominion	75 64	
						71	H Hofstra	53 61	159	A Northeastern	68 69	
						81	A VCU	47 73	159	H Northeastern	69 62	
						87	A Elon	51 73	182	A Delaware	63 67	
						94	H Drexel	50 67	182	H Delaware	53 69	
									183	H Grambling	74 55	
									187	A Richmond	50 56	
									217	H Col. of Charleston	51 55	
									248	A Clemson	58 41	
									251	A Loyola Maryland	62 61	
									252	A UNCW	44 59	
									252	H UNCW	77 65	
									270	H American	62 51	
									287	A Towson	73 54	
									306	H Wofford	75 55	
									326	A Delaware St.	65 59	
									337	A Mt. St. Mary's	76 74	
									346	H Norfolk St.	67 47	
LAST 12 Division I GAMES:												
34	A James Madison	63 83	217	H Col. of Charleston	51 55							
182	H Delaware	53 69	182	A Delaware	63 67							
71	H Hofstra	53 61	252	H UNCW	77 65							
252	A UNCW	44 59	71	A Hofstra	45 75							
87	A Elon	51 73	159	A Northeastern	68 69							
159	H Northeastern	69 62	94	H Drexel	50 67							

Non-Div I Games:

William &amp; Mary

■ Loss, 
 ■ Non-Conf, 
 ■ S Site, 
 ■ H Home 
 ■ A Away 
 N Neutral

Average RPI Win: <b>280</b>	WON-LOST	WINNING	LAST 10	STRENGTH OF	OPP. STRENGTH	TEAM	ADJ.	CONF.	ADJ CONF.
Average RPI Loss: <b>178</b>	RECORD	PCT. RANK	GAMES	SCHEDULE	OF SCHEDULE	RPI	RPI	RPI	RPI
DIV. I ONLY	4- 21	327	2- 8	181	271	318	318	28	28
DIV. I NON-CONF.	1- 8	320	0- 0	50	48	246	246	29	29
TOTALS	RPI 1-25	RPI 26-50	W-L RECORDS	RPI 51-100	RPI 101-150	RPI 150+			
4- 21	0- 1	0- 3	OVERALL	0- 1	0- 4	4- 12			
4- 5	0- 0	0- 0	HOME	0- 0	0- 1	4- 4			
0- 15	0- 1	0- 2	AWAY	0- 1	0- 3	0- 8			
0- 1	0- 0	0- 1	NEUTRAL	0- 0	0- 0	0- 0			
1- 8	0- 1	0- 3	NON-CONFERENCE	0- 1	0- 1	1- 2			
1- 0	0- 0	0- 0	HOME	0- 0	0- 0	1- 0			
0- 7	0- 1	0- 2	AWAY	0- 1	0- 1	0- 2			
0- 1	0- 0	0- 1	NEUTRAL	0- 0	0- 0	0- 0			
3- 13	0- 0	0- 0	CONFERENCE	0- 0	0- 3	3- 10			
3- 5	0- 0	0- 0	HOME	0- 0	0- 1	3- 4			
0- 8	0- 0	0- 0	AWAY	0- 0	0- 2	0- 6			
0- 0	0- 0	0- 0	NEUTRAL	0- 0	0- 0	0- 0			

RPI 1-25				RPI 26-50				RPI 51-100				RPI 101+ Team's RPI: 318			
RPI	S	Opponent	Score	RPI	S	Opponent	Score	RPI	S	Opponent	Score	RPI	S	Opponent	Score
2	A	South Carolina	37 <b>86</b>	27	N	Ohio	54 <b>75</b>	52	A	Auburn	33 <b>76</b>	119	A	Liberty	61 <b>77</b>
				30	A	Oklahoma	48 <b>78</b>					122	A	UNC Asheville	55 <b>63</b>
				47	A	Duke	50 <b>78</b>					122	H	UNC Asheville	59 <b>67</b>
												131	A	Akron	59 <b>76</b>
												200	A	Radford	44 <b>66</b>
												210	A	Gardner-Webb	52 <b>70</b>
												210	H	Gardner-Webb	81 62
												213	H	Presbyterian	48 <b>59</b>
												217	A	Col. of Charleston	63 <b>77</b>
												222	A	Furman	52 <b>71</b>
												247	A	High Point	60 <b>80</b>
												247	H	High Point	67 <b>74</b>
												276	H	Coastal Caro.	52 43
												284	A	Campbell	56 <b>69</b>
												284	H	Campbell	50 49
												301	A	Charleston So.	51 <b>54</b>
												301	H	Charleston So.	50 <b>58</b>
												320	A	Longwood	60 <b>67</b>
												320	H	Longwood	60 <b>63</b>
												349	H	N.C. Central	62 39
LAST 12 Division I GAMES:															
247	A	High Point	60 <b>80</b>	320	A	Longwood	60 <b>67</b>								
284	A	Campbell	56 <b>69</b>	284	H	Campbell	50 49								
276	H	Coastal Caro.	52 43	247	H	High Point	67 <b>74</b>								
210	A	Gardner-Webb	52 <b>70</b>	119	A	Liberty	61 <b>77</b>								
122	H	UNC Asheville	59 <b>67</b>	213	H	Presbyterian	48 <b>59</b>								
301	H	Charleston So.	50 <b>58</b>	200	A	Radford	44 <b>66</b>								

Non-Div I Games:

Winthrop

■ Loss, 
■ Non-Conf, 
■ S Site, 
■ Home 
■ A Away 
N Neutral

Average RPI Win: <b>137</b>	WON-LOST	WINNING	LAST 10	STRENGTH OF	OPP. STRENGTH	TEAM	ADJ.	CONF.	ADJ CONF.
Average RPI Loss: <b>73</b>	RECORD	PCT. RANK	GAMES	SCHEDULE	OF SCHEDULE	RPI	RPI	RPI	RPI
DIV. I ONLY	<b>7- 19</b>	<b>286</b>	<b>1- 9</b>	<b>40</b>	<b>21</b>	<b>177</b>	<b>177</b>	<b>5</b>	<b>5</b>
DIV. I NON-CONF.	<b>4- 6</b>	<b>201</b>	<b>0- 0</b>	<b>71</b>	<b>84</b>	<b>159</b>	<b>159</b>	<b>4</b>	<b>4</b>
TOTALS	RPI 1-25	RPI 26-50	W-L RECORDS	RPI 51-100	RPI 101-150	RPI 150+			
7- 19	0- 5	1- 3	OVERALL	1- 7	2- 1	3- 3			
5- 9	0- 3	1- 1	HOME	1- 3	1- 1	2- 1			
1- 10	0- 2	0- 2	AWAY	0- 4	1- 0	0- 2			
1- 0	0- 0	0- 0	NEUTRAL	0- 0	0- 0	1- 0			
4- 6	0- 1	0- 1	NON-CONFERENCE	0- 2	1- 1	3- 1			
2- 3	0- 1	0- 1	HOME	0- 0	0- 1	2- 0			
1- 3	0- 0	0- 0	AWAY	0- 2	1- 0	0- 1			
1- 0	0- 0	0- 0	NEUTRAL	0- 0	0- 0	1- 0			
3- 13	0- 4	1- 2	CONFERENCE	1- 5	1- 0	0- 2			
3- 6	0- 2	1- 0	HOME	1- 3	1- 0	0- 1			
0- 7	0- 2	0- 2	AWAY	0- 2	0- 0	0- 1			
0- 0	0- 0	0- 0	NEUTRAL	0- 0	0- 0	0- 0			

RPI 1-25				RPI 26-50				RPI 51-100				RPI 101+ Team's RPI: 177			
RPI	S	Opponent	Score	RPI	S	Opponent	Score	RPI	S	Opponent	Score	RPI	S	Opponent	Score
5	A	Ohio St.	61 <b>87</b>	26	H	Green Bay	58 <b>72</b>	56	H	Iowa	54 <b>57</b>	110	H	Drake	70 <b>89</b>
11	H	Maryland	65 <b>90</b>	43	A	Indiana	57 <b>67</b>	59	A	Dayton	64 <b>87</b>	113	A	Wake Forest	64 51
20	H	Florida	75 <b>91</b>	43	H	Indiana	73 69	64	H	Purdue	64 57	127	H	Penn St.	82 62
25	A	Michigan St.	67 <b>77</b>	50	A	Rutgers	41 <b>61</b>	67	A	Michigan	65 <b>82</b>	154	A	Illinois	65 <b>71</b>
25	H	Michigan St.	54 <b>77</b>					70	A	Nebraska	62 <b>75</b>	154	H	Illinois	56 <b>76</b>
								78	H	Minnesota	77 <b>84</b>	171	H	Louisiana Tech	79 65
								89	A	Marquette	61 <b>77</b>	182	N	Delaware	54 52
								100	H	Northwestern	53 <b>71</b>	250	A	San Diego St.	57 <b>63</b>
												258	H	Northern Ill.	89 62
LAST 12 Division I GAMES:															
100	H	Northwestern	53 <b>71</b>	25	H	Michigan St.	54 <b>77</b>								
154	H	Illinois	56 <b>76</b>	70	A	Nebraska	62 <b>75</b>								
43	A	Indiana	57 <b>67</b>	78	H	Minnesota	77 <b>84</b>								
67	A	Michigan	65 <b>82</b>	11	H	Maryland	65 <b>90</b>								
64	H	Purdue	64 57	154	A	Illinois	65 <b>71</b>								
5	A	Ohio St.	61 <b>87</b>	56	H	Iowa	54 <b>57</b>								

Non-Div I Games:

Wisconsin

■ Loss, 
■ Non-Conf, 
■ S Site, 
■ H Home 
■ A Away 
N Neutral

Average RPI Win: <b>290</b>	WON-LOST	WINNING	LAST 10	STRENGTH OF	OPP. STRENGTH	TEAM	ADJ.	CONF.	ADJ CONF.
Average RPI Loss: <b>177</b>	RECORD	PCT. RANK	GAMES	SCHEDULE	OF SCHEDULE	RPI	RPI	RPI	RPI
DIV. I ONLY	7- 17	279	3- 6	269	288	306	306	17	17
DIV. I NON-CONF.	4- 8	234	0- 0	247	348	289	289	15	15
TOTALS	RPI 1-25	RPI 26-50	W-L RECORDS	RPI 51-100	RPI 101-150	RPI 150+			
7- 17	0- 0	0- 0	OVERALL	0- 3	0- 4	7- 10			
6- 6	0- 0	0- 0	HOME	0- 1	0- 3	6- 2			
1- 11	0- 0	0- 0	AWAY	0- 2	0- 1	1- 8			
0- 0	0- 0	0- 0	NEUTRAL	0- 0	0- 0	0- 0			
4- 8	0- 0	0- 0	NON-CONFERENCE	0- 1	0- 2	4- 5			
4- 1	0- 0	0- 0	HOME	0- 0	0- 1	4- 0			
0- 7	0- 0	0- 0	AWAY	0- 1	0- 1	0- 5			
0- 0	0- 0	0- 0	NEUTRAL	0- 0	0- 0	0- 0			
3- 9	0- 0	0- 0	CONFERENCE	0- 2	0- 2	3- 5			
2- 5	0- 0	0- 0	HOME	0- 1	0- 2	2- 2			
1- 4	0- 0	0- 0	AWAY	0- 1	0- 0	1- 3			
0- 0	0- 0	0- 0	NEUTRAL	0- 0	0- 0	0- 0			

RPI 1-25				RPI 26-50				RPI 51-100				RPI 101+				Team's RPI: 306	
RPI	S	Opponent	Score	RPI	S	Opponent	Score	RPI	S	Opponent	Score	RPI	S	Opponent	Score		
								53	A	Chattanooga	48	65	111	H	Mercer	61	70
								53	H	Chattanooga	40	53	112	H	Samford	39	58
								78	A	Minnesota	54	98	121	A	Virginia Tech	42	73
												122	H	UNC Asheville	63	70	
												156	A	ETSU	69	70	
												156	H	ETSU	54	70	
												200	H	Radford	79	70	
												203	A	William & Mary	55	75	
												210	A	Gardner-Webb	61	64	
												222	A	Furman	64	70	
												222	H	Furman	61	70	
												276	A	Coastal Caro.	69	83	
												288	H	Jacksonville St.	66	54	
												292	H	Kennesaw St.	70	59	
												297	A	UNCG	58	56	
												297	H	UNCG	104	64	
												301	A	Charleston So.	64	74	
												308	A	South Carolina St.	47	60	
												309	A	Western Caro.	72	74	
												309	H	Western Caro.	72	71	
												349	H	N.C. Central	60	37	
LAST 12 Division I GAMES:																	
297	H	UNCG	104	64	111	H	Mercer	61	70								
309	H	Western Caro.	72	71	309	A	Western Caro.	72	74								
222	A	Furman	64	70	297	A	UNCG	58	56								
53	A	Chattanooga	48	65	222	H	Furman	61	70								
156	A	ETSU	69	70	156	H	ETSU	54	70								
112	H	Samford	39	58	53	H	Chattanooga	40	53								

Non-Div I Games: Montreat 83 48 Bluefield Col. 69 58

Wofford

Loss, Non-Conf, S Site, H Home A Away N Neutral



Average RPI Win:	222	WON-LOST	WINNING	LAST 10	STRENGTH OF	OPP. STRENGTH	TEAM	ADJ.	CONF.	ADJ CONF.
Average RPI Loss:	85	RECORD	PCT. RANK	GAMES	SCHEDULE	OF SCHEDULE	RPI	RPI	RPI	RPI
DIV. I ONLY	18- 7	62	6- 4	198	138	104	104	14	14	
DIV. I NON-CONF.	8- 3	77	0- 0	281	96	133	133	16	16	
TOTALS	RPI 1-25	RPI 26-50	W-L RECORDS	RPI 51-100	RPI 101-150	RPI 150+				
18- 7	0- 1	1- 2	OVERALL	0- 1	2- 1	15- 2				
8- 4	0- 1	0- 1	HOME	0- 0	1- 0	7- 2				
8- 2	0- 0	0- 1	AWAY	0- 0	1- 1	7- 0				
2- 1	0- 0	1- 0	NEUTRAL	0- 1	0- 0	1- 0				
8- 3	0- 1	1- 1	NON-CONFERENCE	0- 1	0- 0	7- 0				
4- 1	0- 1	0- 0	HOME	0- 0	0- 0	4- 0				
2- 1	0- 0	0- 1	AWAY	0- 0	0- 0	2- 0				
2- 1	0- 0	1- 0	NEUTRAL	0- 1	0- 0	1- 0				
10- 4	0- 0	0- 1	CONFERENCE	0- 0	2- 1	8- 2				
4- 3	0- 0	0- 1	HOME	0- 0	1- 0	3- 2				
6- 1	0- 0	0- 0	AWAY	0- 0	1- 1	5- 0				
0- 0	0- 0	0- 0	NEUTRAL	0- 0	0- 0	0- 0				

RPI 1-25				RPI 26-50				RPI 51-100				RPI 101+ Team's RPI: 104			
RPI	S	Opponent	Score	RPI	S	Opponent	Score	RPI	S	Opponent	Score	RPI	S	Opponent	Score
23	H	Georgia	57 63	26	H	Green Bay	58 63	56	N	Iowa	77 83	132	A	Youngstown St.	69 72
				28	A	Miami (FL)	67 80					146	A	Northern Ky.	76 65
				41	N	George Washington	77 71					146	H	Northern Ky.	66 61
LAST 12 Division I GAMES:															
				157	H	Detroit	93 95					132	A	Youngstown St.	69 72
				205	H	Oakland	79 63					26	H	Green Bay	58 63
				146	A	Northern Ky.	76 65					172	H	Milwaukee	60 82
				218	A	Ill.-Chicago	80 72					205	A	Oakland	77 72
				243	A	Valparaiso	65 54					157	A	Detroit	89 71
				277	A	Cleveland St.	93 65					146	H	Northern Ky.	66 61
												277	A	Cleveland St.	93 65
												280	N	Houston	75 61
												313	H	Southeastern La.	106 72
												324	A	Kent St.	73 68
												334	H	Lipscomb	92 65

Non-Div I Games: Mt. St. Joseph 117 26 Cincinnati Christia107 44

Wright St.

Loss, Non-Conf, S Site, H Home A Away N Neutral

Average RPI Win:	251	WON-LOST	WINNING	LAST 10	STRENGTH OF	OPP. STRENGTH	TEAM	ADJ.	CONF.	ADJ CONF.
Average RPI Loss:	153	RECORD	PCT. RANK	GAMES	SCHEDULE	OF SCHEDULE	RPI	RPI	RPI	RPI
DIV. I ONLY	11- 13	205	3- 7	229	248	238	238	19	19	
DIV. I NON-CONF.	6- 3	99	0- 0	212	302	131	131	20	20	
TOTALS	RPI 1-25	RPI 26-50	W-L RECORDS	RPI 51-100	RPI 101-150	RPI 150+				
11- 13	0- 0	0- 2	OVERALL	0- 1	1- 5	10- 5				
8- 5	0- 0	0- 1	HOME	0- 1	1- 1	7- 2				
3- 8	0- 0	0- 1	AWAY	0- 0	0- 4	3- 3				
0- 0	0- 0	0- 0	NEUTRAL	0- 0	0- 0	0- 0				
6- 3	0- 0	0- 0	NON-CONFERENCE	0- 1	0- 2	6- 0				
4- 1	0- 0	0- 0	HOME	0- 1	0- 0	4- 0				
2- 2	0- 0	0- 0	AWAY	0- 0	0- 2	2- 0				
0- 0	0- 0	0- 0	NEUTRAL	0- 0	0- 0	0- 0				
5- 10	0- 0	0- 2	CONFERENCE	0- 0	1- 3	4- 5				
4- 4	0- 0	0- 1	HOME	0- 0	1- 1	3- 2				
1- 6	0- 0	0- 1	AWAY	0- 0	0- 2	1- 3				
0- 0	0- 0	0- 0	NEUTRAL	0- 0	0- 0	0- 0				

RPI S	Opponent	Score	RPI S	Opponent	Score	RPI S	Opponent	Score	RPI S	Opponent	Score	Team's RPI: 238
45	A Colorado St.	42 63	45	H Colorado St.	57 62	58	H St. Mary's (CA)	64 70	107	A Gonzaga	57 61	
									134	A Fresno St.	52 64	
									134	H Fresno St.	42 49	
									137	A Idaho	57 61	
									144	A Boise St.	49 58	
									144	H Boise St.	82 58	
									164	H Montana St.	75 69	
									176	H Colorado	77 68	
									181	H New Mexico	66 48	
									191	H Montana	68 61	
									196	H San Jose St.	66 67	
									202	A Utah St.	75 84	
									211	A UNLV	37 66	
									250	H San Diego St.	77 84	
									260	H UC Santa Barbara	76 67	
									296	A Denver	75 64	
									323	A Nevada	65 68	
									323	H Nevada	68 53	
									338	A Cal St. Fullerton	61 56	
									344	A Air Force	67 45	
									344	H Air Force	84 56	
LAST 12 Division I GAMES:												
45	H Colorado St.	57 62	134	H Fresno St.	42 49							
134	A Fresno St.	52 64	144	A Boise St.	49 58							
144	H Boise St.	82 58	323	A Nevada	65 68							
202	A Utah St.	75 84	181	H New Mexico	66 48							
344	H Air Force	84 56	196	H San Jose St.	66 67							
45	A Colorado St.	42 63	211	A UNLV	37 66							

Non-Div I Games: Chadron St. 81 53

Wyoming

Average RPI Win: <b>220</b>	WON-LOST	WINNING	LAST 10	STRENGTH OF	OPP. STRENGTH	TEAM	ADJ.	CONF.	ADJ CONF.
Average RPI Loss: <b>58</b>	RECORD	PCT. RANK	GAMES	SCHEDULE	OF SCHEDULE	RPI	RPI	RPI	RPI
DIV. I ONLY	17- 9	83	4- 6	249	78	142	142	6	6
DIV. I NON-CONF.	9- 2	37	0- 0	336	247	192	192	6	6
TOTALS	RPI 1-25	RPI 26-50	W-L RECORDS	RPI 51-100	RPI 101-150	RPI 150+			
17- 9	0- 2	0- 3	OVERALL	3- 3	1- 1	13- 0			
15- 3	0- 1	0- 1	HOME	3- 1	1- 0	11- 0			
2- 6	0- 0	0- 0	AWAY	0- 0	0- 0	2- 0			
0- 0	0- 0	0- 0	NEUTRAL	0- 0	0- 0	0- 0			
9- 2	0- 0	0- 0	NON-CONFERENCE	0- 2	0- 0	9- 0			
9- 1	0- 0	0- 0	HOME	0- 1	0- 0	9- 0			
0- 1	0- 0	0- 0	AWAY	0- 1	0- 0	0- 0			
0- 0	0- 0	0- 0	NEUTRAL	0- 0	0- 0	0- 0			
8- 7	0- 2	0- 3	CONFERENCE	3- 1	1- 1	4- 0			
6- 2	0- 1	0- 1	HOME	3- 0	1- 0	2- 0			
2- 5	0- 1	0- 2	AWAY	0- 1	0- 1	2- 0			
0- 0	0- 0	0- 0	NEUTRAL	0- 0	0- 0	0- 0			

RPI	S	Opponent	Score	RPI	S	Opponent	Score	RPI	S	Opponent	Score	RPI	S	Opponent	Score	Team's RPI: 142
22	A	DePaul	52 <b>82</b>	35	A	St. John's (NY)	41 <b>57</b>	55	H	Villanova	74 67	138	A	Creighton	47 <b>74</b>	
22	H	DePaul	53 <b>70</b>	35	H	St. John's (NY)	56 <b>69</b>	67	A	Michigan	54 <b>92</b>	138	H	Creighton	57 55	
				38	A	Seton Hall	66 <b>82</b>	76	H	Middle Tenn.	53 <b>62</b>	195	H	Cincinnati	65 56	
								89	A	Marquette	69 <b>74</b>	199	A	Butler	73 63	
								89	H	Marquette	71 66	199	H	Butler	55 47	
								90	H	Georgetown	59 54	200	H	Radford	63 56	
												244	H	Binghamton	64 55	
												253	A	Providence	62 54	
												253	H	Providence	72 47	
												273	H	Tennessee Tech	64 47	
												292	H	Kennesaw St.	62 59	
												293	H	UMES	61 56	
												313	H	Southeastern La.	67 27	
												329	H	Evansville	65 57	
												331	H	Howard	70 47	
LAST 12 Division I GAMES:																
35	H	St. John's (NY)	56 <b>69</b>	35	A	St. John's (NY)	41 <b>57</b>									
89	A	Marquette	69 <b>74</b>	38	A	Seton Hall	66 <b>82</b>									
22	A	DePaul	52 <b>82</b>	22	H	DePaul	53 <b>70</b>									
138	H	Creighton	57 55	89	H	Marquette	71 66									
253	H	Providence	72 47	253	A	Providence	62 54									
199	H	Butler	55 47	138	A	Creighton	47 <b>74</b>									

Non-Div I Games:

Xavier

Average RPI Win:	234	WON-LOST	WINNING	LAST 10	STRENGTH OF	OPP. STRENGTH	TEAM	ADJ.	CONF.	ADJ CONF.
Average RPI Loss:	87	RECORD	PCT. RANK	GAMES	SCHEDULE	OF SCHEDULE	RPI	RPI	RPI	RPI
DIV. I ONLY	10- 16	238	2- 8	46	164	160	160	10	10	
DIV. I NON-CONF.	8- 8	160	1- 1	93	179	137	137	11	11	
TOTALS	RPI 1-25	RPI 26-50	W-L RECORDS	RPI 51-100	RPI 101-150	RPI 150+				
10- 16	0- 0	0- 8	OVERALL	0- 2	2- 3	8- 3				
7- 5	0- 0	0- 2	HOME	0- 1	1- 1	6- 1				
1- 10	0- 0	0- 5	AWAY	0- 1	0- 2	1- 2				
2- 1	0- 0	0- 1	NEUTRAL	0- 0	1- 0	1- 0				
8- 8	0- 0	0- 4	NON-CONFERENCE	0- 2	2- 2	6- 0				
6- 1	0- 0	0- 0	HOME	0- 1	1- 0	5- 0				
0- 6	0- 0	0- 3	AWAY	0- 1	0- 2	0- 0				
2- 1	0- 0	0- 1	NEUTRAL	0- 0	1- 0	1- 0				
2- 8	0- 0	0- 4	CONFERENCE	0- 0	0- 1	2- 3				
1- 4	0- 0	0- 2	HOME	0- 0	0- 1	1- 1				
1- 4	0- 0	0- 2	AWAY	0- 0	0- 0	1- 2				
0- 0	0- 0	0- 0	NEUTRAL	0- 0	0- 0	0- 0				

RPI S	Opponent	Score	RPI S	Opponent	Score	RPI S	Opponent	Score	RPI S	Opponent	Score	Team's RPI: 160
31	A Penn	49 68	31	H Penn	59 77	59	A Dayton	75 81	103	H Harvard	69 72	
35	A St. John's (NY)	56 69	37	N West Virginia	60 70	66	H Army West Point	61 65	114	A Boston College	60 73	
39	A Princeton	50 65	39	H Princeton	81 94				115	N Iona	63 48	
43	A Indiana	60 76	48	A Albany (NY)	70 74				117	A North Carolina	63 70	
									143	H Stony Brook	62 57	
									173	A Cornell	63 74	
									201	A Brown	48 39	
									201	H Brown	81 54	
									225	H Dartmouth	63 68	
									234	H Manhattan	62 36	
									236	H New Hampshire	63 46	
									237	A Columbia	71 77	
									239	H Holy Cross	69 59	
									311	N Fairleigh Dickinson	77 58	
									316	H Illinois St.	60 47	
									339	H Wagner	78 60	
LAST 12 Division I GAMES:												
31	H Penn	59 77	39	A Princeton	50 65							
39	H Princeton	81 94	31	A Penn	49 68							
103	H Harvard	69 72	201	A Brown	48 39							
225	H Dartmouth	63 68	201	H Brown	81 54							
173	A Cornell	63 74	114	A Boston College	60 73							
237	A Columbia	71 77	236	H New Hampshire	63 46							

Non-Div I Games: Albertus Magnus 67 34

Yale

Average RPI Win:	202	WON-LOST	WINNING	LAST 10	STRENGTH OF	OPP. STRENGTH	TEAM	ADJ.	CONF.	ADJ CONF.
Average RPI Loss:	157	RECORD	PCT. RANK	GAMES	SCHEDULE	OF SCHEDULE	RPI	RPI	RPI	RPI
DIV. I ONLY	14- 9	108	4- 6	161	194	132	132	14	14	
DIV. I NON-CONF.	7- 2	57	0- 0	276	242	106	106	16	16	
TOTALS	RPI 1-25	RPI 26-50	W-L RECORDS	RPI 51-100	RPI 101-150	RPI 150+				
14- 9	0- 0	0- 2	OVERALL	1- 0	1- 3	12- 4				
8- 4	0- 0	0- 1	HOME	0- 0	1- 1	7- 2				
6- 5	0- 0	0- 1	AWAY	1- 0	0- 2	5- 2				
0- 0	0- 0	0- 0	NEUTRAL	0- 0	0- 0	0- 0				
7- 2	0- 0	0- 0	NON-CONFERENCE	1- 0	0- 2	6- 0				
5- 0	0- 0	0- 0	HOME	0- 0	0- 0	5- 0				
2- 2	0- 0	0- 0	AWAY	1- 0	0- 2	1- 0				
0- 0	0- 0	0- 0	NEUTRAL	0- 0	0- 0	0- 0				
7- 7	0- 0	0- 2	CONFERENCE	0- 0	1- 1	6- 4				
3- 4	0- 0	0- 1	HOME	0- 0	1- 1	2- 2				
4- 3	0- 0	0- 1	AWAY	0- 0	0- 0	4- 2				
0- 0	0- 0	0- 0	NEUTRAL	0- 0	0- 0	0- 0				

RPI S	Opponent	Score	RPI S	Opponent	Score	RPI S	Opponent	Score	RPI S	Opponent	Score	Team's RPI: 132
26	A Green Bay	35 69	26	H Green Bay	60 68	93	A Bucknell	55 47	104	H Wright St.	72 69	
									127	A Penn St.	51 68	
									131	A Akron	49 74	
									146	H Northern Ky.	77 88	
									157	A Detroit	72 70	
									157	H Detroit	68 69	
									172	A Milwaukee	70 62	
									172	H Milwaukee	69 67	
									194	H Canisius	53 51	
									200	H Radford	54 53	
									205	A Oakland	96 77	
									205	H Oakland	67 63	
									218	A Ill.-Chicago	69 64	
									221	H Robert Morris	55 46	
									243	A Valparaiso	60 65	
									261	H Tennessee St.	69 58	
									277	A Cleveland St.	68 75	
									277	H Cleveland St.	43 53	
									305	A Niagara	71 54	
									324	H Kent St.	91 61	
LAST 12 Division I GAMES:												
277	H Cleveland St.	43 53	104	H Wright St.	72 69							
172	A Milwaukee	70 62	243	A Valparaiso	60 65							
26	A Green Bay	35 69	218	A Ill.-Chicago	69 64							
157	H Detroit	68 69	277	A Cleveland St.	68 75							
205	H Oakland	67 63	26	H Green Bay	60 68							
146	H Northern Ky.	77 88	172	H Milwaukee	69 67							

Non-Div I Games: Lake Erie 89 61 Salem Int'l 80 40

Youngstown St.

Loss, Non-Conf, S Site, H Home A Away N Neutral