

Average RPI Win:	281	WON-LOST	WINNING	LAST 10	STRENGTH OF	OPP. STRENGTH	TEAM	ADJ.	CONF.	ADJ CONF.
Average RPI Loss:	194	RECORD	PCT. RANK	GAMES	SCHEDULE	OF SCHEDULE	RPI	RPI	RPI	RPI
DIV. I ONLY	7- 16	274	5- 5	285	303	311	311	26	26	
DIV. I NON-CONF.	2- 7	280	0- 0	234	306	321	321	26	26	
TOTALS	RPI 1-25	RPI 26-50	W-L RECORDS	RPI 51-100	RPI 101-150	RPI 150+				
7- 16	0- 0	0- 0	OVERALL	0- 2	0- 2	7- 12				
5- 9	0- 0	0- 0	HOME	0- 1	0- 1	5- 7				
2- 6	0- 0	0- 0	AWAY	0- 0	0- 1	2- 5				
0- 1	0- 0	0- 0	NEUTRAL	0- 1	0- 0	0- 0				
2- 7	0- 0	0- 0	NON-CONFERENCE	0- 1	0- 0	2- 6				
2- 4	0- 0	0- 0	HOME	0- 0	0- 0	2- 4				
0- 2	0- 0	0- 0	AWAY	0- 0	0- 0	0- 2				
0- 1	0- 0	0- 0	NEUTRAL	0- 1	0- 0	0- 0				
5- 9	0- 0	0- 0	CONFERENCE	0- 1	0- 2	5- 6				
3- 5	0- 0	0- 0	HOME	0- 1	0- 1	3- 3				
2- 4	0- 0	0- 0	AWAY	0- 0	0- 1	2- 3				
0- 0	0- 0	0- 0	NEUTRAL	0- 0	0- 0	0- 0				

RPI	S	Opponent	Score	RPI	S	Opponent	Score	RPI	S	Opponent	Score	RPI	S	Opponent	Score	Team's RPI: 311
62	H	Abilene Christian	65	71	96	N	New Mexico St.	51	70	110	H	Central Ark.	55	66		
										128	A	Northwestern St.	43	60		
										165	A	McNeese St.	51	72		
										172	H	East Carolina	46	82		
										174	A	Fordham	49	67		
										190	H	UNLV	51	65		
										197	H	UTRGV	49	46		
										198	H	Cal Poly	45	56		
										226	A	Stephen F. Austin	59	72		
										226	H	Stephen F. Austin	66	71		
										229	H	Rice	60	55		
										236	H	Sam Houston St.	81	71		
										245	A	Texas Southern	43	51		
										246	H	Houston Baptist	59	73		
										270	H	Houston	73	76		
										281	A	Lamar	70	75		
										314	H	Southeastern La.	69	67		
										319	H	Nicholls St.	62	64		
										324	A	Incarinate Word	57	56		
										333	A	New Orleans	75	64		
										333	H	New Orleans	73	59		
LAST 12 Division I GAMES:																
62	H	Abilene Christian	65	71	324	A	Incarinate Word	57	56							
226	A	Stephen F. Austin	59	72	333	H	New Orleans	73	59							
333	A	New Orleans	75	64	314	H	Southeastern La.	69	67							
236	H	Sam Houston St.	81	71	319	H	Nicholls St.	62	64							
246	H	Houston Baptist	59	73	128	A	Northwestern St.	43	60							
226	H	Stephen F. Austin	66	71	165	A	McNeese St.	51	72							

Non-Div I Games: Western N.M. 57 42 Angelo St. 80 85

A&M-Corpus Christi

Loss, Non-Conf, S Site, H Home A Away N Neutral

Average RPI Win: 223	WON-LOST	WINNING	LAST 10	STRENGTH OF	OPP. STRENGTH	TEAM	ADJ.	CONF.	ADJ CONF.
Average RPI Loss: 156	RECORD	PCT. RANK	GAMES	SCHEDULE	OF SCHEDULE	RPI	RPI	RPI	RPI
DIV. I ONLY	17- 3	17	9- 1	247	247	62	62	26	26
DIV. I NON-CONF.	5- 2	86	0- 0	89	142	34	34	26	26
TOTALS	RPI 1-25	RPI 26-50	W-L RECORDS	RPI 51-100	RPI 101-150	RPI 150+			
17- 3	0- 0	0- 1	OVERALL	1- 0	3- 1	13- 1			
6- 0	0- 0	0- 0	HOME	0- 0	1- 0	5- 0			
9- 3	0- 0	0- 1	AWAY	0- 0	2- 1	7- 1			
2- 0	0- 0	0- 0	NEUTRAL	1- 0	0- 0	1- 0			
5- 2	0- 0	0- 1	NON-CONFERENCE	1- 0	1- 1	3- 0			
1- 0	0- 0	0- 0	HOME	0- 0	0- 0	1- 0			
2- 2	0- 0	0- 1	AWAY	0- 0	1- 1	1- 0			
2- 0	0- 0	0- 0	NEUTRAL	1- 0	0- 0	1- 0			
12- 1	0- 0	0- 0	CONFERENCE	0- 0	2- 0	10- 1			
5- 0	0- 0	0- 0	HOME	0- 0	1- 0	4- 0			
7- 1	0- 0	0- 0	AWAY	0- 0	1- 0	6- 1			
0- 0	0- 0	0- 0	NEUTRAL	0- 0	0- 0	0- 0			

RPI S	Opponent	Score	RPI S	Opponent	Score	RPI S	Opponent	Score	RPI S	Opponent	Score
49	A Kansas St.	45 76	95	N Eastern Mich.	83 59	110	A Central Ark.	61 49	128	H Northwestern St.	67 46
						136	A Idaho	71 59	138	A Texas Tech	65 71
						165	H McNeese St.	79 62	184	A Eastern Wash.	72 60
						224	N Grand Canyon	75 71	226	A Stephen F. Austin	85 70
						236	A Sam Houston St.	87 76	236	H Sam Houston St.	67 55
						246	H Houston Baptist	77 60	254	H UTSA	79 60
						281	A Lamar	54 63	281	H Lamar	90 62
						311	A A&M-Corpus Christi	71 65	314	A Southeastern La.	88 72
						319	A Nicholls St.	71 68	324	A Incarnate Word	86 71
LAST 12 Division I GAMES:											
311	A A&M-Corpus Christi	71 65	324	A Incarnate Word	86 71						
236	H Sam Houston St.	67 55	236	A Sam Houston St.	87 76						
314	A Southeastern La.	88 72	226	A Stephen F. Austin	85 70						
281	A Lamar	54 63	165	H McNeese St.	79 62						
281	H Lamar	90 62	319	A Nicholls St.	71 68						
246	H Houston Baptist	77 60	128	H Northwestern St.	67 46						

Non-Div I Games: Southwest (NM) 91 39 Schreiner 79 51 Wayland Baptist 96 71 Missouri Valley 96 35

Abilene Christian

Loss, Non-Conf, S Site, H Home A Away N Neutral

Air Force

Through Games Of Feb. 19, 2016

Average RPI Win:	331	WON-LOST	WINNING	LAST 10	STRENGTH OF	OPP. STRENGTH	TEAM	ADJ.	CONF.	ADJ CONF.
Average RPI Loss:	186	RECORD	PCT. RANK	GAMES	SCHEDULE	OF SCHEDULE	RPI	RPI	RPI	RPI
DIV. I ONLY	1- 24	349	1- 9	258	218	343	343	19	19	
DIV. I NON-CONF.	0- 11	338	0- 0	226	223	340	340	20	20	
TOTALS	RPI 1-25	RPI 26-50	W-L RECORDS	RPI 51-100	RPI 101-150	RPI 150+				
1- 24	0- 0	0- 1	OVERALL	0- 4	0- 2	1- 17				
1- 9	0- 0	0- 0	HOME	0- 1	0- 0	1- 8				
0- 15	0- 0	0- 1	AWAY	0- 3	0- 2	0- 9				
0- 0	0- 0	0- 0	NEUTRAL	0- 0	0- 0	0- 0				
0- 11	0- 0	0- 0	NON-CONFERENCE	0- 4	0- 0	0- 7				
0- 3	0- 0	0- 0	HOME	0- 1	0- 0	0- 2				
0- 8	0- 0	0- 0	AWAY	0- 3	0- 0	0- 5				
0- 0	0- 0	0- 0	NEUTRAL	0- 0	0- 0	0- 0				
1- 13	0- 0	0- 1	CONFERENCE	0- 0	0- 2	1- 10				
1- 6	0- 0	0- 0	HOME	0- 0	0- 0	1- 6				
0- 7	0- 0	0- 1	AWAY	0- 0	0- 2	0- 4				
0- 0	0- 0	0- 0	NEUTRAL	0- 0	0- 0	0- 0				

RPI S	Opponent	Score	RPI S	Opponent	Score	RPI S	Opponent	Score	RPI S	Opponent	Score	Team's RPI: 343
46	A Colorado St.	47 71	57	A Santa Clara	34 68	137	A Fresno St.	46 70				
			75	A Vanderbilt	29 86	148	A Boise St.	48 61				
			95	H Eastern Mich.	59 72	166	A George Mason	52 69				
			99	A Gonzaga	35 88	171	H New Mexico	33 63				
						182	A UC Davis	40 66				
						184	A Eastern Wash.	44 65				
						186	A San Jose St.	60 81				
						186	H San Jose St.	49 72				
						190	A UNLV	51 62				
						190	H UNLV	56 60				
						201	H Utah St.	53 66				
						224	H Grand Canyon	39 73				
						233	A Navy	46 64				
						241	A Wyoming	56 84				
						241	H Wyoming	45 67				
						251	H San Diego St.	66 69				
						301	H Denver	48 57				
						328	A Southern Utah	56 75				
						331	A Nevada	57 68				
						331	H Nevada	59 53				
LAST 12 Division I GAMES:												
190	A UNLV	51 62	171	H New Mexico	33 63							
251	H San Diego St.	66 69	137	A Fresno St.	46 70							
331	H Nevada	59 53	46	A Colorado St.	47 71							
148	A Boise St.	48 61	190	H UNLV	56 60							
241	A Wyoming	56 84	201	H Utah St.	53 66							
186	H San Jose St.	49 72	331	A Nevada	57 68							

Non-Div I Games:

Air Force

■ Loss,
 ■ Non-Conf,
 ■ S Site,
 ■ H Home
 ■ A Away
 N Neutral

RPI 1-25				RPI 26-50				RPI 51-100				RPI 101+ Team's RPI: 127			
RPI	S	Opponent	Score	RPI	S	Opponent	Score	RPI	S	Opponent	Score	RPI	S	Opponent	Score
				31	A	Ohio	55 75	61	H	FGCU	64 82	106	H	Youngstown St.	74 49
								68	A	Central Mich.	60 81	108	N	UNI	51 59
								68	H	Central Mich.	77 97	112	H	Toledo	81 71
								77	A	Ball St.	71 78	118	A	Western Mich.	65 69
								80	A	San Diego	65 86	140	A	Buffalo	69 61
								95	A	Eastern Mich.	68 65	146	A	Northern Ky.	77 75
								95	H	Eastern Mich.	75 72	164	N	Northern Colo.	65 78
												191	A	Fla. Atlantic	77 91
												242	A	Valparaiso	85 74
												258	H	Miami (OH)	77 65
												259	H	Northern Ill.	58 65
												260	A	Bowling Green	71 55
												272	H	UCF	74 54
												312	H	Winthrop	76 59
												315	H	Kent St.	78 66
LAST 12 Division I GAMES:															
				315	H	Kent St.	78 66	68	A	Central Mich.	60 81				
				118	A	Western Mich.	65 69	112	H	Toledo	81 71				
				258	H	Miami (OH)	77 65	140	A	Buffalo	69 61				
				77	A	Ball St.	71 78	260	A	Bowling Green	71 55				
				95	H	Eastern Mich.	75 72	68	H	Central Mich.	77 97				
				31	A	Ohio	55 75	95	A	Eastern Mich.	68 65				

Akron

Page 4

Alabama

Through Games Of Feb. 19, 2016

Average RPI Win:	222	WON-LOST	WINNING	LAST 10	STRENGTH OF	OPP. STRENGTH	TEAM	ADJ.	CONF.	ADJ CONF.
Average RPI Loss:	56	RECORD	PCT. RANK	GAMES	SCHEDULE	OF SCHEDULE	RPI	RPI	RPI	RPI
DIV. I ONLY	14- 12	154	2- 8	163	76	156	156	2	2	
DIV. I NON-CONF.	11- 2	28	0- 0	323	307	132	132	2	2	
TOTALS	RPI 1-25	RPI 26-50	W-L RECORDS	RPI 51-100	RPI 101-150	RPI 150+				
14- 12	1- 4	0- 1	OVERALL	2- 6	1- 1	10- 0				
12- 3	1- 1	0- 0	HOME	1- 2	1- 0	9- 0				
0- 9	0- 3	0- 1	AWAY	0- 4	0- 1	0- 0				
2- 0	0- 0	0- 0	NEUTRAL	1- 0	0- 0	1- 0				
11- 2	0- 0	0- 0	NON-CONFERENCE	2- 2	0- 0	9- 0				
9- 0	0- 0	0- 0	HOME	1- 0	0- 0	8- 0				
0- 2	0- 0	0- 0	AWAY	0- 2	0- 0	0- 0				
2- 0	0- 0	0- 0	NEUTRAL	1- 0	0- 0	1- 0				
3- 10	1- 4	0- 1	CONFERENCE	0- 4	1- 1	1- 0				
3- 3	1- 1	0- 0	HOME	0- 2	1- 0	1- 0				
0- 7	0- 3	0- 1	AWAY	0- 2	0- 1	0- 0				
0- 0	0- 0	0- 0	NEUTRAL	0- 0	0- 0	0- 0				

RPI	S	Opponent	Score	RPI	S	Opponent	Score	RPI	S	Opponent	Score	RPI	S	Opponent	Score	Team's RPI: 156
14	A	Kentucky	48 73	35	A	Missouri	52 63	52	A	Auburn	59 72	131	A	Arkansas	67 69	
15	H	Texas A&M	56 59					52	H	Auburn	55 59	132	H	LSU	62 45	
19	A	Tennessee	42 70					74	N	Middle Tenn.	64 46	161	H	Ole Miss	48 37	
20	A	Florida	72 80					75	A	Vanderbilt	52 67	192	H	Grambling	72 57	
25	H	Georgia	64 50					75	H	Vanderbilt	48 54	218	N	Utah Valley	67 60	
								85	A	Georgia Tech	58 70	266	H	Appalachian St.	93 59	
								88	H	Georgetown	78 66	274	H	Georgia St.	72 56	
								94	A	UT Martin	65 83	321	H	North Florida	69 47	
												322	H	Alcorn	97 50	
												335	H	Lipscomb	68 49	
												345	H	Alabama A&M	96 44	
												348	H	Mississippi Val.	98 35	
LAST 12 Division I GAMES:																
131	A	Arkansas	67 69	75	A	Vanderbilt	52 67									
35	A	Missouri	52 63	20	A	Florida	72 80									
52	H	Auburn	55 59	25	H	Georgia	64 50									
161	H	Ole Miss	48 37	52	A	Auburn	59 72									
19	A	Tennessee	42 70	75	H	Vanderbilt	48 54									
15	H	Texas A&M	56 59	14	A	Kentucky	48 73									

Non-Div I Games:

Alabama

■ Loss,
 ■ Non-Conf,
 ■ S Site,
 ■ H Home
 ■ A Away
 N Neutral

Average RPI Win:	345	WON-LOST	WINNING	LAST 10	STRENGTH OF	OPP. STRENGTH	TEAM	ADJ.	CONF.	ADJ CONF.
Average RPI Loss:	218	RECORD	PCT. RANK	GAMES	SCHEDULE	OF SCHEDULE	RPI	RPI	RPI	RPI
DIV. I ONLY	3- 18	334	3- 7	325	347	345	345	32	32	
DIV. I NON-CONF.	0- 9	338	0- 0	172	272	333	333	31	31	
TOTALS	RPI 1-25	RPI 26-50	W-L RECORDS	RPI 51-100	RPI 101-150	RPI 150+				
3- 18	0- 0	0- 0	OVERALL	0- 1	0- 3	3- 14				
2- 8	0- 0	0- 0	HOME	0- 1	0- 2	2- 5				
1- 10	0- 0	0- 0	AWAY	0- 0	0- 1	1- 9				
0- 0	0- 0	0- 0	NEUTRAL	0- 0	0- 0	0- 0				
0- 9	0- 0	0- 0	NON-CONFERENCE	0- 1	0- 3	0- 5				
0- 5	0- 0	0- 0	HOME	0- 1	0- 2	0- 2				
0- 4	0- 0	0- 0	AWAY	0- 0	0- 1	0- 3				
0- 0	0- 0	0- 0	NEUTRAL	0- 0	0- 0	0- 0				
3- 9	0- 0	0- 0	CONFERENCE	0- 0	0- 0	3- 9				
2- 3	0- 0	0- 0	HOME	0- 0	0- 0	2- 3				
1- 6	0- 0	0- 0	AWAY	0- 0	0- 0	1- 6				
0- 0	0- 0	0- 0	NEUTRAL	0- 0	0- 0	0- 0				

RPI 1-25				RPI 26-50				RPI 51-100				RPI 101+ Team's RPI: 345					
RPI	S	Opponent	Score	RPI	S	Opponent	Score	RPI	S	Opponent	Score	RPI	S	Opponent	Score		
								59	H	Saint Louis	60	91	102	H	Belmont	28	78
													122	H	Samford	30	54
													142	A	Marshall	45	81
													156	A	Alabama	44	96
													161	A	Ole Miss	42	103
													180	A	Southern U.	38	77
													192	A	Grambling	56	75
													195	H	Southeast Mo. St.	58	69
													245	H	Texas Southern	38	57
													261	H	Murray St.	59	76
													280	A	Alabama St.	50	86
													280	H	Alabama St.	63	77
													287	H	Prairie View	52	67
													300	A	Morehead St.	69	112
													303	A	Jackson St.	58	59
													322	A	Alcorn	52	68
													338	A	Ark.-Pine Bluff	60	69
													338	H	Ark.-Pine Bluff	78	70
													348	A	Mississippi Val.	84	74
													348	H	Mississippi Val.	79	68
LAST 12 Division I GAMES:																	
280	H	Alabama St.	63	77	322	A	Alcorn	52	68								
348	A	Mississippi Val.	84	74	280	A	Alabama St.	50	86								
338	A	Ark.-Pine Bluff	60	69	348	H	Mississippi Val.	79	68								
245	H	Texas Southern	38	57	338	H	Ark.-Pine Bluff	78	70								
287	H	Prairie View	52	67	303	A	Jackson St.	58	59								
180	A	Southern U.	38	77	192	A	Grambling	56	75								

Non-Div I Games: Tuskegee 66 55

Alabama A&M

■ Loss,
 ■ Non-Conf,
 ■ S Site,
 ■ H Home
 ■ A Away
 N Neutral

Average RPI Win:	301	WON-LOST	WINNING	LAST 10	STRENGTH OF	OPP. STRENGTH	TEAM	ADJ.	CONF.	ADJ CONF.
Average RPI Loss:	199	RECORD	PCT. RANK	GAMES	SCHEDULE	OF SCHEDULE	RPI	RPI	RPI	RPI
DIV. I ONLY	11- 9	143	10- 0	347	341	280	280	32	32	
DIV. I NON-CONF.	1- 7	318	0- 0	290	205	338	338	31	31	
TOTALS	RPI 1-25	RPI 26-50	W-L RECORDS	RPI 51-100	RPI 101-150	RPI 150+				
11- 9	0- 0	0- 0	OVERALL	0- 1	0- 1	11- 7				
5- 4	0- 0	0- 0	HOME	0- 0	0- 1	5- 3				
5- 4	0- 0	0- 0	AWAY	0- 1	0- 0	5- 3				
1- 1	0- 0	0- 0	NEUTRAL	0- 0	0- 0	1- 1				
1- 7	0- 0	0- 0	NON-CONFERENCE	0- 1	0- 1	1- 5				
0- 4	0- 0	0- 0	HOME	0- 0	0- 1	0- 3				
0- 2	0- 0	0- 0	AWAY	0- 1	0- 0	0- 1				
1- 1	0- 0	0- 0	NEUTRAL	0- 0	0- 0	1- 1				
10- 2	0- 0	0- 0	CONFERENCE	0- 0	0- 0	10- 2				
5- 0	0- 0	0- 0	HOME	0- 0	0- 0	5- 0				
5- 2	0- 0	0- 0	AWAY	0- 0	0- 0	5- 2				
0- 0	0- 0	0- 0	NEUTRAL	0- 0	0- 0	0- 0				

RPI 1-25			RPI 26-50			RPI 51-100			RPI 101+			Team's RPI: 280
RPI	S	Opponent	Score	RPI	S	Opponent	Score	RPI	S	Opponent	Score	
						85 A Georgia Tech	54 80	122 H Samford		35 54		
								152 A Southern Miss.		44 65		
								180 A Southern U.		60 59		
								185 H South Ala.		43 47		
								188 H Troy		59 73		
								192 A Grambling		69 89		
								220 N Siena		57 53		
								245 H Texas Southern		57 51		
								263 N Tennessee St.		64 74		
								287 H Prairie View		65 54		
								298 H Savannah St.		49 60		
								303 A Jackson St.		69 70		
								322 A Alcorn		52 51		
								338 A Ark.-Pine Bluff		68 53		
								338 H Ark.-Pine Bluff		72 63		
								345 A Alabama A&M		77 63		
								345 H Alabama A&M		86 50		
								348 A Mississippi Val.		79 51		
								348 H Mississippi Val.		100 50		
LAST 12 Division I GAMES:												
345 A		Alabama A&M	77 63	180 A		Southern U.	60 59					
338 A		Ark.-Pine Bluff	68 53	345 H		Alabama A&M	86 50					
348 A		Mississippi Val.	79 51	338 H		Ark.-Pine Bluff	72 63					
287 H		Prairie View	65 54	348 H		Mississippi Val.	100 50					
245 H		Texas Southern	57 51	192 A		Grambling	69 89					
322 A		Alcorn	52 51	303 A		Jackson St.	69 70					

Non-Div I Games: Mobile 71 56

Alabama St.

■ Loss,
 ■ Non-Conf,
 ■ S Site,
 ■ Home
 ■ A Away
 N Neutral

Average RPI Win:	212	WON-LOST	WINNING	LAST 10	STRENGTH OF	OPP. STRENGTH	TEAM	ADJ.	CONF.	ADJ CONF.
Average RPI Loss:	52	RECORD	PCT. RANK	GAMES	SCHEDULE	OF SCHEDULE	RPI	RPI	RPI	RPI
DIV. I ONLY	22- 4	19	9- 1	173	188	48	48	15	15	
DIV. I NON-CONF.	9- 3	69	0- 0	200	120	60	60	18	18	
TOTALS	RPI 1-25	RPI 26-50	W-L RECORDS	RPI 51-100	RPI 101-150	RPI 150+				
22- 4	0- 1	0- 1	OVERALL	1- 2	3- 0	18- 0				
9- 0	0- 0	0- 0	HOME	1- 0	1- 0	7- 0				
11- 4	0- 1	0- 1	AWAY	0- 2	1- 0	10- 0				
2- 0	0- 0	0- 0	NEUTRAL	0- 0	1- 0	1- 0				
9- 3	0- 1	0- 1	NON-CONFERENCE	0- 1	1- 0	8- 0				
3- 0	0- 0	0- 0	HOME	0- 0	0- 0	3- 0				
4- 3	0- 1	0- 1	AWAY	0- 1	0- 0	4- 0				
2- 0	0- 0	0- 0	NEUTRAL	0- 0	1- 0	1- 0				
13- 1	0- 0	0- 0	CONFERENCE	1- 1	2- 0	10- 0				
6- 0	0- 0	0- 0	HOME	1- 0	1- 0	4- 0				
7- 1	0- 0	0- 0	AWAY	0- 1	1- 0	6- 0				
0- 0	0- 0	0- 0	NEUTRAL	0- 0	0- 0	0- 0				

RPI 1-25				RPI 26-50				RPI 51-100				RPI 101+			
RPI	S	Opponent	Score	RPI	S	Opponent	Score	RPI	S	Opponent	Score	RPI	S	Opponent	Score
19	A	Tennessee	55 63	40	A	Southern California	67 68	70	A	Army West Point	62 65	112	N	Toledo	63 55
								78	A	Maine	53 65	139	A	Stony Brook	62 49
								78	H	Maine	64 59	139	H	Stony Brook	73 54
												158	H	Yale	74 70
												162	A	UMBC	77 42
												162	H	UMBC	63 39
												182	N	UC Davis	80 70
												193	A	Fairfield	62 50
												202	A	Rhode Island	67 58
												208	A	Hartford	78 41
												220	A	Siena	61 42
												235	A	Binghamton	59 47
												235	H	Binghamton	64 58
												237	A	New Hampshire	78 52
												237	H	New Hampshire	85 48
												252	H	Providence	71 58
												269	H	Pepperdine	64 49
												290	A	Vermont	75 40
												290	H	Vermont	72 43
												318	A	UMass Lowell	85 55
												347	A	Boston U.	83 43
LAST 12 Division I GAMES:															
139	A	Stony Brook	62 49	208	A	Hartford	78 41								
78	A	Maine	53 65	318	A	UMass Lowell	85 55								
237	H	New Hampshire	85 48	139	H	Stony Brook	73 54								
235	H	Binghamton	64 58	235	A	Binghamton	59 47								
290	A	Vermont	75 40	78	H	Maine	64 59								
162	H	UMBC	63 39	237	A	New Hampshire	78 52								

Non-Div I Games:

Albany (NY)

■ Loss,
 ■ Non-Conf, S Site,
 ■ Home
 ■ Away
 N Neutral

Average RPI Win: 314	WON-LOST	WINNING	LAST 10	STRENGTH OF	OPP. STRENGTH	TEAM	ADJ.	CONF.	ADJ CONF.
Average RPI Loss: 202	RECORD	PCT. RANK	GAMES	SCHEDULE	OF SCHEDULE	RPI	RPI	RPI	RPI
DIV. I ONLY	5- 16	302	5- 5	310	342	322	322	32	32
DIV. I NON-CONF.	0- 8	338	0- 0	54	191	292	292	31	31
TOTALS	RPI 1-25	RPI 26-50	W-L RECORDS	RPI 51-100	RPI 101-150	RPI 150+			
5- 16	0- 0	0- 1	OVERALL	0- 1	0- 3	5- 11			
3- 3	0- 0	0- 0	HOME	0- 0	0- 0	3- 3			
2- 13	0- 0	0- 0	AWAY	0- 0	0- 2	2- 6			
0- 0	0- 0	0- 0	NEUTRAL	0- 0	0- 0	0- 0			
0- 8	0- 0	0- 1	NON-CONFERENCE	0- 1	0- 3	0- 3			
0- 0	0- 0	0- 0	HOME	0- 0	0- 0	0- 0			
0- 8	0- 0	0- 1	AWAY	0- 1	0- 3	0- 3			
0- 0	0- 0	0- 0	NEUTRAL	0- 0	0- 0	0- 0			
5- 8	0- 0	0- 0	CONFERENCE	0- 0	0- 0	5- 8			
3- 3	0- 0	0- 0	HOME	0- 0	0- 0	3- 3			
2- 5	0- 0	0- 0	AWAY	0- 0	0- 0	2- 5			
0- 0	0- 0	0- 0	NEUTRAL	0- 0	0- 0	0- 0			

RPI 1-25				RPI 26-50				RPI 51-100				RPI 101+				Team's RPI: 322
RPI	S	Opponent	Score	RPI	S	Opponent	Score	RPI	S	Opponent	Score	RPI	S	Opponent	Score	
				43	A	Arkansas St.	50 82	100	A	Iowa St.	41 91	107	A	Northwestern	47 91	
												110	A	Central Ark.	35 58	
												134	A	La.-Lafayette	61 73	
												156	A	Alabama	50 97	
												172	A	East Carolina	58 87	
												180	A	Southern U.	57 66	
												192	A	Grambling	70 66	
												192	H	Grambling	76 85	
												245	A	Texas Southern	39 68	
												280	H	Alabama St.	51 52	
												283	A	Jacksonville St.	65 67	
												287	A	Prairie View	54 58	
												303	A	Jackson St.	65 79	
												303	H	Jackson St.	66 73	
												338	A	Ark.-Pine Bluff	69 71	
												338	H	Ark.-Pine Bluff	81 53	
												345	H	Alabama A&M	68 52	
												348	A	Mississippi Val.	81 66	
												348	H	Mississippi Val.	75 39	
LAST 12 Division I GAMES:																
				338	H	Ark.-Pine Bluff	81 53	345	H	Alabama A&M	68 52					
				348	H	Mississippi Val.	75 39	338	A	Ark.-Pine Bluff	69 71					
				192	A	Grambling	70 66	348	A	Mississippi Val.	81 66					
				303	A	Jackson St.	65 79	192	H	Grambling	76 85					
				180	A	Southern U.	57 66	303	H	Jackson St.	66 73					
				280	H	Alabama St.	51 52	245	A	Texas Southern	39 68					

Non-Div I Games: Mt. Mercy 60 56 Delta St. 66 57

Alcorn

Loss, Non-Conf, S Site, H Home A Away N Neutral

Average RPI Win: 273	WON-LOST	WINNING	LAST 10	STRENGTH OF	OPP. STRENGTH	TEAM	ADJ.	CONF.	ADJ CONF.
Average RPI Loss: 152	RECORD	PCT. RANK	GAMES	SCHEDULE	OF SCHEDULE	RPI	RPI	RPI	RPI
DIV. I ONLY	6- 19	297	2- 8	134	275	265	265	27	27
DIV. I NON-CONF.	2- 9	296	0- 0	23	157	198	198	28	28
TOTALS	RPI 1-25	RPI 26-50	W-L RECORDS	RPI 51-100	RPI 101-150	RPI 150+			
6- 19	0- 0	0- 3	OVERALL	0- 6	0- 2	6- 8			
3- 7	0- 0	0- 0	HOME	0- 4	0- 1	3- 2			
3- 12	0- 0	0- 3	AWAY	0- 2	0- 1	3- 6			
0- 0	0- 0	0- 0	NEUTRAL	0- 0	0- 0	0- 0			
2- 9	0- 0	0- 3	NON-CONFERENCE	0- 2	0- 2	2- 2			
1- 3	0- 0	0- 0	HOME	0- 2	0- 1	1- 0			
1- 6	0- 0	0- 3	AWAY	0- 0	0- 1	1- 2			
0- 0	0- 0	0- 0	NEUTRAL	0- 0	0- 0	0- 0			
4- 10	0- 0	0- 0	CONFERENCE	0- 4	0- 0	4- 6			
2- 4	0- 0	0- 0	HOME	0- 2	0- 0	2- 2			
2- 6	0- 0	0- 0	AWAY	0- 2	0- 0	2- 4			
0- 0	0- 0	0- 0	NEUTRAL	0- 0	0- 0	0- 0			

RPI S	Opponent	Score	RPI S	Opponent	Score	RPI S	Opponent	Score	RPI S	Opponent	Score	Team's RPI: 265
29	A George Washington	48 78	70	A Army West Point	51 87	114	H Wake Forest	70 71				
36	A James Madison	45 74	70	H Army West Point	42 52	120	A Pittsburgh	58 76				
41	A Princeton	34 72	71	H Hofstra	51 60	162	A UMBC	46 47				
			84	H Elon	54 62	212	A William & Mary	51 62				
			86	A Bucknell	54 60	223	A Lehigh	59 55				
			86	H Bucknell	60 66	223	H Lehigh	52 61				
						231	A Dartmouth	45 41				
						234	H Manhattan	52 48				
						244	A Holy Cross	54 59				
						250	A Loyola Maryland	46 52				
						302	A Colgate	49 37				
						302	H Colgate	64 56				
						326	A Lafayette	59 63				
						326	H Lafayette	51 60				
						347	A Boston U.	59 63				
						347	H Boston U.	79 33				
LAST 12 Division I GAMES:												
326	A Lafayette	59 63	244	A Holy Cross	54 59							
70	A Army West Point	51 87	326	H Lafayette	51 60							
347	H Boston U.	79 33	70	H Army West Point	42 52							
223	H Lehigh	52 61	347	A Boston U.	59 63							
86	A Bucknell	54 60	223	A Lehigh	59 55							
302	H Colgate	64 56	86	H Bucknell	60 66							

Non-Div I Games:

American

■ Loss,
■ Non-Conf,
■ S Site,
■ H Home
■ A Away
N Neutral

Appalachian St.				Through Games of Feb. 19, 2010						
Average RPI Win:	210	WON-LOST	WINNING	LAST 10	STRENGTH OF	OPP. STRENGTH	TEAM	ADJ.	CONF.	ADJ CONF.
Average RPI Loss:	171	RECORD	PCT. RANK	GAMES	SCHEDULE	OF SCHEDULE	RPI	RPI	RPI	RPI
DIV. I ONLY	8- 16	262	3- 7	197	204	266	266	16	16	
DIV. I NON-CONF.	3- 6	234	0- 0	186	209	263	263	14	14	

TOTALS	RPI 1-25	RPI 26-50		W-L RECORDS		RPI 51-100		RPI 101-150		RPI 150+
8- 16	0- 0	0- 1		OVERALL		0- 2		2- 5		6- 8
6- 5	0- 0	0- 0		HOME		0- 1		2- 1		4- 3
2- 9	0- 0	0- 1		AWAY		0- 0		0- 4		2- 4
0- 2	0- 0	0- 0		NEUTRAL		0- 1		0- 0		0- 1
3- 6	0- 0	0- 0		NON-CONFERENCE		0- 2		1- 1		2- 3
3- 1	0- 0	0- 0		HOME		0- 1		1- 0		2- 0
0- 3	0- 0	0- 0		AWAY		0- 0		0- 1		0- 2
0- 2	0- 0	0- 0		NEUTRAL		0- 1		0- 0		0- 1
5- 10	0- 0	0- 1		CONFERENCE		0- 0		1- 4		4- 5
3- 4	0- 0	0- 0		HOME		0- 0		1- 1		2- 3
2- 6	0- 0	0- 1		AWAY		0- 0		0- 3		2- 2
0- 0	0- 0	0- 0		NEUTRAL		0- 0		0- 0		0- 0

RPI 1-25				RPI 26-50				RPI 51-100				RPI 101+				Team's RPI: 266	
RPI	S	Opponent	Score	RPI	S	Opponent	Score	RPI	S	Opponent	Score	RPI	S	Opponent	Score		
				43	A	Arkansas St.	60 83					117	A	North Carolina	59 68		
								76	N	South Dakota	60 87	130	A	Little Rock	50 67		
								98	H	Liberty	68 74	134	A	La.-Lafayette	51 60		
												134	H	La.-Lafayette	76 59		
												144	H	ETSU	70 52		
												149	A	UT Arlington	58 65		
												149	H	UT Arlington	45 76		
												156	A	Alabama	59 93		
												185	A	South Ala.	55 71		
												185	H	South Ala.	54 68		
												188	A	Troy	96 81		
												207	H	Richmond	73 59		
												215	A	Texas St.	76 87		
												215	H	Texas St.	90 71		
												216	A	Col. of Charleston	50 60		
												219	H	Furman	92 78		
												274	H	Georgia St.	75 80		
												275	H	Ga. Southern	50 65		
												285	A	La.-Monroe	57 54		
												285	H	La.-Monroe	64 52		
												329	N	Delaware St.	69 76		
LAST 12 Division I GAMES:																	
				185	H	South Ala.	54 68					188	A	Troy	96 81		
				149	A	UT Arlington	58 65					275	H	Ga. Southern	50 65		
				215	A	Texas St.	76 87					274	H	Georgia St.	75 80		
				285	H	La.-Monroe	64 52					43	A	Arkansas St.	60 83		
				134	H	La.-Lafayette	76 59					130	A	Little Rock	50 67		
				185	A	South Ala.	55 71					215	H	Texas St.	90 71		

Non-Div I Games:

Appalachian St.

Loss, Non-Conf, S Site, H Home A Away N Neutral

Arizona

Through Games Of Feb. 19, 2016

Average RPI Win:	176	WON-LOST	WINNING	LAST 10	STRENGTH OF	OPP. STRENGTH	TEAM	ADJ.	CONF.	ADJ CONF.
Average RPI Loss:	46	RECORD	PCT. RANK	GAMES	SCHEDULE	OF SCHEDULE	RPI	RPI	RPI	RPI
DIV. I ONLY	11- 16	231	1- 9	30	27	119	119	1	1	
DIV. I NON-CONF.	9- 3	69	0- 0	107	220	66	66	1	1	
TOTALS	RPI 1-25	RPI 26-50	W-L RECORDS	RPI 51-100	RPI 101-150	RPI 150+				
11- 16	0- 6	0- 3	OVERALL	2- 6	1- 0	8- 1				
8- 6	0- 3	0- 2	HOME	2- 1	0- 0	6- 0				
2- 8	0- 0	0- 0	AWAY	0- 1	1- 0	1- 0				
1- 2	0- 0	0- 0	NEUTRAL	0- 1	0- 0	1- 1				
9- 3	0- 0	0- 0	NON-CONFERENCE	1- 2	1- 0	7- 1				
6- 0	0- 0	0- 0	HOME	1- 0	0- 0	5- 0				
2- 1	0- 0	0- 0	AWAY	0- 1	1- 0	1- 0				
1- 2	0- 0	0- 0	NEUTRAL	0- 1	0- 0	1- 1				
2- 13	0- 6	0- 3	CONFERENCE	1- 4	0- 0	1- 0				
2- 6	0- 3	0- 2	HOME	1- 1	0- 0	1- 0				
0- 7	0- 3	0- 1	AWAY	0- 3	0- 0	0- 0				
0- 0	0- 0	0- 0	NEUTRAL	0- 0	0- 0	0- 0				

RPI	S	Opponent	Score	RPI	S	Opponent	Score	RPI	S	Opponent	Score	RPI	S	Opponent	Score	Team's RPI: 119
7	H	UCLA	39 73	30	A	Washington	47 63	61	N	FGCU	55 57	112	A	Toledo	62 59	
8	A	Oregon St.	43 71	30	H	Washington	52 74	64	A	Oregon	54 76	153	N	SMU	46 58	
9	A	Arizona St.	49 61	40	H	Southern California	57 67	72	H	Utah	55 60	166	H	George Mason	68 60	
9	H	Arizona St.	47 62					73	A	Washington St.	46 67	167	H	Pacific	69 56	
10	A	Stanford	58 82					80	A	San Diego	54 59	175	H	Louisiana Tech	77 67	
10	H	Stanford	34 59					82	A	California	56 75	177	H	Colorado	63 52	
								82	H	California	57 52	205	N	Gardner-Webb	79 60	
								96	H	New Mexico St.	68 64	211	H	Kansas	67 52	
												217	A	North Texas	51 44	
												327	H	Howard	65 28	
LAST 12 Division I GAMES:																
30	H	Washington	52 74	8	A	Oregon St.	43 71									
82	A	California	56 75	9	H	Arizona St.	47 62									
10	A	Stanford	58 82	9	A	Arizona St.	49 61									
7	H	UCLA	39 73	177	H	Colorado	63 52									
40	H	Southern California	57 67	72	H	Utah	55 60									
64	A	Oregon	54 76	30	A	Washington	47 63									

Non-Div I Games:

Arizona

Loss, Non-Conf, S Site, H Home A Away N Neutral

Average RPI Win:	101	WON-LOST	WINNING	LAST 10	STRENGTH OF	OPP. STRENGTH	TEAM	ADJ.	CONF.	ADJ CONF.
Average RPI Loss:	30	RECORD	PCT. RANK	GAMES	SCHEDULE	OF SCHEDULE	RPI	RPI	RPI	RPI
DIV. I ONLY	23- 4	16	9- 1	16	5	9	9	1	1	
DIV. I NON-CONF.	9- 3	69	0- 0	30	25	31	31	1	1	
TOTALS	RPI 1-25	RPI 26-50	W-L RECORDS	RPI 51-100	RPI 101-150	RPI 150+				
23- 4	5- 3	2- 0	OVERALL	7- 1	3- 0	6- 0				
12- 2	3- 1	1- 0	HOME	4- 1	1- 0	3- 0				
10- 1	2- 1	1- 0	AWAY	3- 0	2- 0	2- 0				
1- 1	0- 1	0- 0	NEUTRAL	0- 0	0- 0	1- 0				
9- 3	2- 2	0- 0	NON-CONFERENCE	1- 1	1- 0	5- 0				
4- 2	1- 1	0- 0	HOME	1- 1	0- 0	2- 0				
4- 0	1- 0	0- 0	AWAY	0- 0	1- 0	2- 0				
1- 1	0- 1	0- 0	NEUTRAL	0- 0	0- 0	1- 0				
14- 1	3- 1	2- 0	CONFERENCE	6- 0	2- 0	1- 0				
8- 0	2- 0	1- 0	HOME	3- 0	1- 0	1- 0				
6- 1	1- 1	1- 0	AWAY	3- 0	1- 0	0- 0				
0- 0	0- 0	0- 0	NEUTRAL	0- 0	0- 0	0- 0				

RPI	S	Opponent	Score	RPI	S	Opponent	Score	RPI	S	Opponent	Score	RPI	S	Opponent	Score
2	N	South Carolina	58 60	30	A	Washington	68 61	64	A	Oregon	63 58	119	A	Arizona	62 47
7	H	UCLA	65 61	40	H	Southern California	69 68	72	H	Utah	80 60	119	H	Arizona	61 49
8	A	Oregon St.	44 67					73	A	Washington St.	63 45	123	A	Hawaii	75 49
10	A	Stanford	63 61					73	H	Washington St.	61 39	153	A	SMU	64 57
10	H	Stanford	49 31					82	A	California	64 49	177	H	Colorado	64 37
13	H	Florida St.	68 56					82	H	California	57 49	208	A	Hartford	60 29
14	H	Kentucky	64 68					87	H	Marquette	90 80	228	H	Columbia	70 49
16	A	Syracuse	61 54					97	H	VCU	48 57	243	N	CSU Bakersfield	60 47
												291	H	CSUN	69 46
LAST 12 Division I GAMES:															
73	H	Washington St.	61 39	64	A	Oregon	63 58								
10	A	Stanford	63 61	119	A	Arizona	62 47								
82	A	California	64 49	119	H	Arizona	61 49								
40	H	Southern California	69 68	72	H	Utah	80 60								
7	H	UCLA	65 61	177	H	Colorado	64 37								
8	A	Oregon St.	44 67	73	A	Washington St.	63 45								

Non-Div I Games:

Arizona St.

Average RPI Win: 291		WON-LOST	WINNING	LAST 10	STRENGTH OF	OPP. STRENGTH	TEAM	ADJ.	CONF.	ADJ CONF.
Average RPI Loss: 201		RECORD	PCT. RANK	GAMES	SCHEDULE	OF SCHEDULE	RPI	RPI	RPI	RPI
DIV. I ONLY		4- 16	311	4- 6	314	319	338	338	32	32
DIV. I NON-CONF.		0- 7	338	0- 0	111	16	300	300	31	31
TOTALS		RPI 1-25	RPI 26-50	W-L RECORDS	RPI 51-100	RPI 101-150	RPI 150+			
4- 16	0- 0		0- 1	OVERALL	0- 2	0- 3	4- 10			
4- 2	0- 0		0- 0	HOME	0- 0	0- 0	4- 2			
0- 14	0- 0		0- 1	AWAY	0- 0	0- 3	0- 2			
0- 0	0- 0		0- 0	NEUTRAL	0- 0	0- 0	0- 0			
0- 7	0- 0		0- 1	NON-CONFERENCE	0- 2	0- 3	0- 1			
0- 0	0- 0		0- 0	HOME	0- 0	0- 0	0- 0			
0- 7	0- 0		0- 1	AWAY	0- 2	0- 3	0- 1			
0- 0	0- 0		0- 0	NEUTRAL	0- 0	0- 0	0- 0			
4- 9	0- 0		0- 0	CONFERENCE	0- 0	0- 0	4- 9			
4- 2	0- 0		0- 0	HOME	0- 0	0- 0	4- 2			
0- 7	0- 0		0- 0	AWAY	0- 0	0- 0	0- 7			
0- 0	0- 0		0- 0	NEUTRAL	0- 0	0- 0	0- 0			

RPI 1-25				RPI 26-50				RPI 51-100				RPI 101+				Team's RPI: 338	
RPI	S	Opponent	Score	RPI	S	Opponent	Score	RPI	S	Opponent	Score	RPI	S	Opponent	Score		
				35	A	Missouri	34 85	69	A	Nebraska	46 96	112	A	Toledo	47 74		
								100	A	Iowa St.	41 70	138	A	Texas Tech	40 84		
												141	A	UAB	32 82		
												161	A	Ole Miss	45 80		
												180	A	Southern U.	70 74		
												180	H	Southern U.	61 78		
												192	H	Grambling	83 68		
												245	A	Texas Southern	30 57		
												280	A	Alabama St.	63 72		
												280	H	Alabama St.	53 68		
												287	A	Prairie View	55 70		
												303	H	Jackson St.	71 66		
												322	A	Alcorn	53 81		
												322	H	Alcorn	71 69		
												345	A	Alabama A&M	70 78		
												345	H	Alabama A&M	69 60		
												348	A	Mississippi Val.	60 62		
LAST 12 Division I GAMES:																	
				322	A	Alcorn	53 81	245	A	Texas Southern	30 57						
				180	A	Southern U.	70 74	287	A	Prairie View	55 70						
				280	H	Alabama St.	53 68	322	H	Alcorn	71 69						
				345	H	Alabama A&M	69 60	180	H	Southern U.	61 78						
				303	H	Jackson St.	71 66	280	A	Alabama St.	63 72						
				192	H	Grambling	83 68	345	A	Alabama A&M	70 78						

Non-Div I Games:	Talladega	73	83		Philander Smith	63	51		Tougaloo	65	51		Talladega	68	55		Ark.-Pine Bluff
------------------	-----------	----	----	--	-----------------	----	----	--	----------	----	----	--	-----------	----	----	--	-----------------

Loss, Non-Conf, S Site, H Home A Away N Neutral

Arkansas

Through Games Of Feb. 19, 2016

Average RPI Win:	165	WON-LOST	WINNING	LAST 10	STRENGTH OF	OPP. STRENGTH	TEAM	ADJ.	CONF.	ADJ CONF.
Average RPI Loss:	63	RECORD	PCT. RANK	GAMES	SCHEDULE	OF SCHEDULE	RPI	RPI	RPI	RPI
DIV. I ONLY	11- 15	220	5- 5	38	42	131	131	2	2	
DIV. I NON-CONF.	5- 8	209	0- 0	194	148	251	251	2	2	
TOTALS	RPI 1-25	RPI 26-50	W-L RECORDS	RPI 51-100	RPI 101-150	RPI 150+				
11- 15	2- 5	1- 3	OVERALL	1- 4	1- 1	6- 2				
10- 4	2- 1	1- 1	HOME	1- 1	0- 0	6- 1				
1- 8	0- 2	0- 2	AWAY	0- 3	1- 0	0- 1				
0- 3	0- 2	0- 0	NEUTRAL	0- 0	0- 1	0- 0				
5- 8	0- 2	0- 0	NON-CONFERENCE	0- 3	0- 1	5- 2				
5- 2	0- 0	0- 0	HOME	0- 1	0- 0	5- 1				
0- 3	0- 0	0- 0	AWAY	0- 2	0- 0	0- 1				
0- 3	0- 2	0- 0	NEUTRAL	0- 0	0- 1	0- 0				
6- 7	2- 3	1- 3	CONFERENCE	1- 1	1- 0	1- 0				
5- 2	2- 1	1- 1	HOME	1- 0	0- 0	1- 0				
1- 5	0- 2	0- 2	AWAY	0- 1	1- 0	0- 0				
0- 0	0- 0	0- 0	NEUTRAL	0- 0	0- 0	0- 0				

RPI 1-25				RPI 26-50				RPI 51-100				RPI 101+ Team's RPI: 131			
RPI	S	Opponent	Score	RPI	S	Opponent	Score	RPI	S	Opponent	Score	RPI	S	Opponent	Score
2	A	South Carolina	32 85	33	A	Mississippi St.	55 80	51	A	Rutgers	40 60	132	A	LSU	48 44
6	N	Texas	50 61	33	H	Mississippi St.	55 65	52	A	Auburn	60 71	134	N	La.-Lafayette	59 67
8	N	Oregon St.	47 63	35	A	Missouri	48 69	65	A	South Dakota St.	69 76	155	H	Oral Roberts	65 50
15	H	Texas A&M	67 61	35	H	Missouri	64 52	75	H	Vanderbilt	57 56	156	H	Alabama	69 67
19	A	Tennessee	57 75					89	H	Missouri St.	54 69	189	H	Tulsa	67 74
19	H	Tennessee	64 59									206	A	Butler	57 63
20	H	Florida	66 71									236	H	Sam Houston St.	67 47
												314	H	Southeastern La.	97 53
												333	H	New Orleans	73 41
												348	H	Mississippi Val.	86 46
LAST 12 Division I GAMES:															
156	H	Alabama	69 67	52	A	Auburn	60 71								
35	A	Missouri	48 69	132	A	LSU	48 44								
75	H	Vanderbilt	57 56	35	H	Missouri	64 52								
19	A	Tennessee	57 75	19	H	Tennessee	64 59								
33	H	Mississippi St.	55 65	33	A	Mississippi St.	55 80								
20	H	Florida	66 71	15	H	Texas A&M	67 61								

Non-Div I Games:

Arkansas

■ Loss,
 ■ Non-Conf,
 ■ S Site,
 ■ H Home
 ■ A Away
 N Neutral

Average RPI Win:	213	WON-LOST	WINNING	LAST 10	STRENGTH OF	OPP. STRENGTH	TEAM	ADJ.	CONF.	ADJ CONF.
Average RPI Loss:	48	RECORD	PCT. RANK	GAMES	SCHEDULE	OF SCHEDULE	RPI	RPI	RPI	RPI
DIV. I ONLY	21- 3	13	10- 0	164	208	43	43	16	16	
DIV. I NON-CONF.	6- 3	99	0- 0	104	206	55	55	14	14	
TOTALS	RPI 1-25	RPI 26-50	W-L RECORDS	RPI 51-100	RPI 101-150	RPI 150+				
21- 3	0- 1	0- 0	OVERALL	2- 2	4- 0	15- 0				
11- 0	0- 0	0- 0	HOME	0- 0	2- 0	9- 0				
10- 3	0- 1	0- 0	AWAY	2- 2	2- 0	6- 0				
0- 0	0- 0	0- 0	NEUTRAL	0- 0	0- 0	0- 0				
6- 3	0- 1	0- 0	NON-CONFERENCE	2- 2	0- 0	4- 0				
3- 0	0- 0	0- 0	HOME	0- 0	0- 0	3- 0				
3- 3	0- 1	0- 0	AWAY	2- 2	0- 0	1- 0				
0- 0	0- 0	0- 0	NEUTRAL	0- 0	0- 0	0- 0				
15- 0	0- 0	0- 0	CONFERENCE	0- 0	4- 0	11- 0				
8- 0	0- 0	0- 0	HOME	0- 0	2- 0	6- 0				
7- 0	0- 0	0- 0	AWAY	0- 0	2- 0	5- 0				
0- 0	0- 0	0- 0	NEUTRAL	0- 0	0- 0	0- 0				

RPI 1-25				RPI 26-50		Team's RPI: 43		RPI 51-100				RPI 101+			
RPI	S	Opponent	Score	RPI	S	Opponent	Score	RPI	S	Opponent	Score	RPI	S	Opponent	Score
20	A	Florida	72 76					56	A	Chattanooga	54 55	130	H	Little Rock	66 53
								61	A	FGCU	62 48	134	A	La.-Lafayette	74 62
								69	A	Nebraska	71 79	134	H	La.-Lafayette	83 56
								94	A	UT Martin	76 74	149	A	UT Arlington	78 71
												185	A	South Ala.	66 53
												185	H	South Ala.	58 51
												188	A	Troy	101 81
												188	H	Troy	94 80
												215	A	Texas St.	74 59
												266	H	Appalachian St.	83 60
												271	H	Austin Peay	66 55
												274	H	Georgia St.	75 54
												275	A	Ga. Southern	79 52
												275	H	Ga. Southern	77 54
												276	A	Tennessee Tech	77 55
												285	A	La.-Monroe	78 64
												285	H	La.-Monroe	66 43
												288	H	Wichita St.	67 40
												322	H	Alcorn	82 50
LAST 12 Division I GAMES:															
275	A	Ga. Southern	79 52	274	H	Georgia St.	75 54								
285	A	La.-Monroe	78 64	215	A	Texas St.	74 59								
134	A	La.-Lafayette	74 62	149	A	UT Arlington	78 71								
188	H	Troy	94 80	130	H	Little Rock	66 53								
185	H	South Ala.	58 51	266	H	Appalachian St.	83 60								
275	H	Ga. Southern	77 54	134	H	La.-Lafayette	83 56								

Non-Div I Games:

Arkansas St.

Average RPI Win:	244	WON-LOST	WINNING	LAST 10	STRENGTH OF	OPP. STRENGTH	TEAM	ADJ.	CONF.	ADJ CONF.
Average RPI Loss:	66	RECORD	PCT. RANK	GAMES	SCHEDULE	OF SCHEDULE	RPI	RPI	RPI	RPI
DIV. I ONLY	21- 2	7	10- 0	298	259	70	70	27	27	
DIV. I NON-CONF.	8- 1	23	0- 0	276	234	79	79	28	28	
TOTALS	RPI 1-25	RPI 26-50	W-L RECORDS	RPI 51-100	RPI 101-150	RPI 150+				
21- 2	0- 0	1- 1	OVERALL	1- 1	1- 0	18- 0				
12- 0	0- 0	1- 0	HOME	1- 0	1- 0	9- 0				
8- 2	0- 0	0- 1	AWAY	0- 1	0- 0	8- 0				
1- 0	0- 0	0- 0	NEUTRAL	0- 0	0- 0	1- 0				
8- 1	0- 0	1- 1	NON-CONFERENCE	0- 0	1- 0	6- 0				
5- 0	0- 0	1- 0	HOME	0- 0	1- 0	3- 0				
3- 1	0- 0	0- 1	AWAY	0- 0	0- 0	3- 0				
0- 0	0- 0	0- 0	NEUTRAL	0- 0	0- 0	0- 0				
13- 1	0- 0	0- 0	CONFERENCE	1- 1	0- 0	12- 0				
7- 0	0- 0	0- 0	HOME	1- 0	0- 0	6- 0				
5- 1	0- 0	0- 0	AWAY	0- 1	0- 0	5- 0				
1- 0	0- 0	0- 0	NEUTRAL	0- 0	0- 0	1- 0				

RPI 1-25				RPI 26-50				RPI 51-100				Team's RPI: 70		RPI 101+			
RPI	S	Opponent	Score	RPI	S	Opponent	Score	RPI	S	Opponent	Score			RPI	S	Opponent	Score
				45	A	Duke	61 72	86	A	Bucknell	69 79			103	H	Quinnipiac	67 57
				48	H	Albany (NY)	65 62	86	H	Bucknell	68 63			158	A	Yale	65 61
														223	H	Lehigh	63 39
														233	N	Navy	75 38
														244	A	Holy Cross	80 49
														244	H	Holy Cross	77 58
														250	A	Loyola Maryland	52 44
														250	H	Loyola Maryland	70 37
														265	A	American	52 42
														265	H	American	87 51
														267	H	Central Conn. St.	81 52
														269	H	Pepperdine	63 53
														284	H	Rider	57 42
														302	A	Colgate	78 55
														302	H	Colgate	67 55
														326	A	Lafayette	78 45
														326	H	Lafayette	84 57
														341	A	St. Francis Brooklyn	74 35
														342	A	NJIT	71 35
LAST 12 Division I GAMES:																	
				244	A	Holy Cross	80 49	233	N	Navy	75 38						
				265	H	American	87 51	244	H	Holy Cross	77 58						
				302	A	Colgate	78 55	265	A	American	52 42						
				250	A	Loyola Maryland	52 44	302	H	Colgate	67 55						
				326	H	Lafayette	84 57	250	H	Loyola Maryland	70 37						
				86	H	Bucknell	68 63	326	A	Lafayette	78 45						

Non-Div I Games: Emerson 86 47

Army West Point

■ Loss,
 ■ Non-Conf, S Site,
 ■ Home
 ■ Away
 N Neutral

Average RPI Win: 168	WON-LOST	WINNING	LAST 10	STRENGTH OF	OPP. STRENGTH	TEAM	ADJ.	CONF.	ADJ CONF.
Average RPI Loss: 42	RECORD	PCT. RANK	GAMES	SCHEDULE	OF SCHEDULE	RPI	RPI	RPI	RPI
DIV. I ONLY	18- 8	70	7- 3	83	41	52	52	2	2
DIV. I NON-CONF.	10- 3	61	0- 0	261	130	107	107	2	2
TOTALS	RPI 1-25	RPI 26-50	W-L RECORDS	RPI 51-100	RPI 101-150	RPI 150+			
18- 8	2- 4	0- 1	OVERALL	2- 3	4- 0	10- 0			
9- 2	2- 1	0- 0	HOME	1- 1	2- 0	4- 0			
6- 6	0- 3	0- 1	AWAY	0- 2	1- 0	5- 0			
3- 0	0- 0	0- 0	NEUTRAL	1- 0	1- 0	1- 0			
10- 3	0- 0	0- 0	NON-CONFERENCE	1- 3	2- 0	7- 0			
4- 1	0- 0	0- 0	HOME	0- 1	1- 0	3- 0			
3- 2	0- 0	0- 0	AWAY	0- 2	0- 0	3- 0			
3- 0	0- 0	0- 0	NEUTRAL	1- 0	1- 0	1- 0			
8- 5	2- 4	0- 1	CONFERENCE	1- 0	2- 0	3- 0			
5- 1	2- 1	0- 0	HOME	1- 0	1- 0	1- 0			
3- 4	0- 3	0- 1	AWAY	0- 0	1- 0	2- 0			
0- 0	0- 0	0- 0	NEUTRAL	0- 0	0- 0	0- 0			

RPI S	Opponent	Score	RPI S	Opponent	Score	RPI S	Opponent	Score	RPI S	Opponent	Score
2	H South Carolina	58 74	33	A Mississippi St.	45 60	61	A FGCU	45 52	131	H Arkansas	71 60
14	A Kentucky	47 54				75	H Vanderbilt	53 45	132	A LSU	63 53
14	H Kentucky	66 61				79	N Minnesota	81 79	141	H UAB	85 71
19	A Tennessee	52 79				87	A Marquette	69 70	148	N Boise St.	55 53
20	H Florida	80 58				91	H Virginia	52 69	156	A Alabama	59 55
25	A Georgia	30 63							156	H Alabama	72 59
									161	A Ole Miss	65 60
									166	H George Mason	88 59
									172	H East Carolina	83 69
									273	N Coppin St.	69 54
									282	A Towson	74 52
									298	A Savannah St.	62 40
									312	H Winthrop	76 33
									314	A Southeastern La.	80 68
LAST 12 Division I GAMES:											
20	H Florida	80 58	131	H Arkansas	71 60						
161	A Ole Miss	65 60	2	H South Carolina	58 74						
156	A Alabama	59 55	14	A Kentucky	47 54						
75	H Vanderbilt	53 45	156	H Alabama	72 59						
132	A LSU	63 53	19	A Tennessee	52 79						
25	A Georgia	30 63	33	A Mississippi St.	45 60						

Non-Div I Games:

Auburn

■ Loss,
 ■ Non-Conf, S Site,
 ■ Home
 ■ Away
 N Neutral

Average RPI Win:	247	WON-LOST	WINNING	LAST 10	STRENGTH OF	OPP. STRENGTH	TEAM	ADJ.	CONF.	ADJ CONF.
Average RPI Loss:	148	RECORD	PCT. RANK	GAMES	SCHEDULE	OF SCHEDULE	RPI	RPI	RPI	RPI
DIV. I ONLY	6- 19	297	3- 7	146	215	271	271	24	24	
DIV. I NON-CONF.	0- 11	338	0- 0	25	105	267	267	23	23	
TOTALS	RPI 1-25	RPI 26-50	W-L RECORDS	RPI 51-100	RPI 101-150	RPI 150+				
6- 19	0- 0	0- 3	OVERALL	1- 6	0- 2	5- 8				
5- 3	0- 0	0- 0	HOME	1- 2	0- 0	4- 1				
1- 15	0- 0	0- 2	AWAY	0- 4	0- 2	1- 7				
0- 1	0- 0	0- 1	NEUTRAL	0- 0	0- 0	0- 0				
0- 11	0- 0	0- 3	NON-CONFERENCE	0- 5	0- 1	0- 2				
0- 2	0- 0	0- 0	HOME	0- 2	0- 0	0- 0				
0- 8	0- 0	0- 2	AWAY	0- 3	0- 1	0- 2				
0- 1	0- 0	0- 1	NEUTRAL	0- 0	0- 0	0- 0				
6- 8	0- 0	0- 0	CONFERENCE	1- 1	0- 1	5- 6				
5- 1	0- 0	0- 0	HOME	1- 0	0- 0	4- 1				
1- 7	0- 0	0- 0	AWAY	0- 1	0- 1	1- 5				
0- 0	0- 0	0- 0	NEUTRAL	0- 0	0- 0	0- 0				

RPI 1-25				RPI 26-50				RPI 51-100				RPI 101+				Team's RPI: 271	
RPI	S	Opponent	Score	RPI	S	Opponent	Score	RPI	S	Opponent	Score	RPI	S	Opponent	Score		
				43	A	Arkansas St.	55 66	74	H	Middle Tenn.	55 86	102	A	Belmont	82 88		
				44	N	Indiana	58 90	75	A	Vanderbilt	56 73	144	A	ETSU	76 80		
				50	A	Western Ky.	69 88	77	A	Ball St.	44 72	163	A	SIUE	75 94		
								82	H	California	58 67	163	H	SIUE	61 72		
								90	A	Wright St.	56 77	187	H	Eastern Ky.	94 66		
								94	A	UT Martin	51 75	195	A	Southeast Mo. St.	69 71		
								94	H	UT Martin	80 70	258	A	Miami (OH)	60 75		
												261	A	Murray St.	72 75		
												263	A	Tennessee St.	58 66		
												276	H	Tennessee Tech	91 75		
												283	H	Jacksonville St.	61 59		
												297	A	Kennesaw St.	65 73		
												300	A	Morehead St.	96 75		
												339	A	Eastern Ill.	56 64		
												339	H	Eastern Ill.	80 45		
LAST 12 Division I GAMES:																	
				163	A	SIUE	75 94	163	H	SIUE	61 72						
				94	H	UT Martin	80 70	339	H	Eastern Ill.	80 45						
				339	A	Eastern Ill.	56 64	300	A	Morehead St.	96 75						
				261	A	Murray St.	72 75	102	A	Belmont	82 88						
				94	A	UT Martin	51 75	263	A	Tennessee St.	58 66						
				195	A	Southeast Mo. St.	69 71	276	H	Tennessee Tech	91 75						

Non-Div I Games: Trevecca Nazarene 97 75 Christian Bros. 74 55

Austin Peay

■ Loss,
 ■ Non-Conf,
 ■ S Site,
 ■ Home
 ■ A Away
 N Neutral

BYU				STRENGTH OF SCHEDULE	OPP. STRENGTH OF SCHEDULE	TEAM RPI	ADJ. RPI	CONF. RPI	ADJ CONF. RPI
Average RPI Win:	145	WON-LOST RECORD	WINNING PCT. RANK						
Average RPI Loss:	44		LAST 10 GAMES						
DIV. I ONLY	22- 4	19	10- 0	35	93	11	11	8	8
DIV. I NON-CONF.	7- 3	91	0- 0	14	49	14	14	9	9
<hr/>									
TOTALS	RPI 1-25	RPI 26-50	W-L RECORDS	RPI 51-100	RPI 101-150	RPI 150+			
22- 4	1- 2	0- 1	OVERALL	7- 1	4- 0	10- 0			
12- 0	0- 0	0- 0	HOME	5- 0	1- 0	6- 0			
7- 3	0- 1	0- 1	AWAY	2- 1	1- 0	4- 0			
3- 1	1- 1	0- 0	NEUTRAL	0- 0	2- 0	0- 0			
7- 3	1- 2	0- 1	NON-CONFERENCE	1- 0	2- 0	3- 0			
3- 0	0- 0	0- 0	HOME	1- 0	0- 0	2- 0			
1- 2	0- 1	0- 1	AWAY	0- 0	0- 0	1- 0			
3- 1	1- 1	0- 0	NEUTRAL	0- 0	2- 0	0- 0			
15- 1	0- 0	0- 0	CONFERENCE	6- 1	2- 0	7- 0			
9- 0	0- 0	0- 0	HOME	4- 0	1- 0	4- 0			
6- 1	0- 0	0- 0	AWAY	2- 1	1- 0	3- 0			
0- 0	0- 0	0- 0	NEUTRAL	0- 0	0- 0	0- 0			

RPI 1-25 Team's RPI: 11				RPI 26-50				RPI 51-100				RPI 101+			
RPI	S	Opponent	Score	RPI	S	Opponent	Score	RPI	S	Opponent	Score	RPI	S	Opponent	Score
15	N	Texas A&M	72 64	46	A	Colorado St.	55 61	53	A	St. Mary's (CA)	65 44	101	A	San Francisco	66 57
24	A	Oklahoma	47 73					53	H	St. Mary's (CA)	65 59	101	H	San Francisco	65 62
25	N	Georgia	58 66					57	A	Santa Clara	68 63	123	N	Hawaii	67 56
								57	H	Santa Clara	70 63	125	N	Penn St.	63 51
								72	H	Utah	73 59	167	A	Pacific	67 57
								80	A	San Diego	65 78	167	H	Pacific	79 62
								80	H	San Diego	68 60	199	A	Weber St.	68 51
								99	H	Gonzaga	58 54	201	H	Utah St.	81 69
												218	H	Utah Valley	78 62
												239	A	Loyola Marymount	82 75
												239	H	Loyola Marymount	75 61
												269	A	Pepperdine	77 66
												269	H	Pepperdine	69 64
												286	H	Portland	78 66
<hr/>															
LAST 12 Division I GAMES:															
				80	H	San Diego	68 60	239	A	Loyola Marymount	82 75				
				57	H	Santa Clara	70 63	269	H	Pepperdine	69 64				
				101	H	San Francisco	65 62	239	H	Loyola Marymount	75 61				
				53	A	St. Mary's (CA)	65 44	286	H	Portland	78 66				
				167	A	Pacific	67 57	99	H	Gonzaga	58 54				
				269	A	Pepperdine	77 66	101	A	San Francisco	66 57				

Non-Div I Games: BYU-Hawaii 85 40

BYU

■ Loss,
 ■ Non-Conf, S Site,
 ■ Home
 ■ Away
 N Neutral

Average RPI Win:	187	WON-LOST	WINNING	LAST 10	STRENGTH OF	OPP. STRENGTH	TEAM	ADJ.	CONF.	ADJ CONF.
Average RPI Loss:	87	RECORD	PCT. RANK	GAMES	SCHEDULE	OF SCHEDULE	RPI	RPI	RPI	RPI
DIV. I ONLY	16- 7	69	7- 3	124	119	77	77	11	11	
DIV. I NON-CONF.	7- 3	91	0- 0	224	86	103	103	13	13	
TOTALS	RPI 1-25	RPI 26-50	W-L RECORDS	RPI 51-100	RPI 101-150	RPI 150+				
16- 7	0- 1	1- 2	OVERALL	2- 3	5- 0	8- 1				
9- 2	0- 0	1- 1	HOME	2- 1	3- 0	3- 0				
6- 4	0- 0	0- 1	AWAY	0- 0	2- 0	4- 0				
1- 1	0- 1	0- 0	NEUTRAL	0- 0	0- 0	1- 0				
7- 3	0- 1	1- 0	NON-CONFERENCE	1- 2	0- 0	5- 0				
4- 0	0- 0	1- 0	HOME	1- 0	0- 0	2- 0				
2- 2	0- 0	0- 0	AWAY	0- 2	0- 0	2- 0				
1- 1	0- 1	0- 0	NEUTRAL	0- 0	0- 0	1- 0				
9- 4	0- 0	0- 2	CONFERENCE	1- 1	5- 0	3- 1				
5- 2	0- 0	0- 1	HOME	1- 1	3- 0	1- 0				
4- 2	0- 0	0- 1	AWAY	0- 0	2- 0	2- 1				
0- 0	0- 0	0- 0	NEUTRAL	0- 0	0- 0	0- 0				

RPI 1-25				RPI 26-50				RPI 51-100				Team's RPI: 77	RPI 101+			
RPI	S	Opponent	Score	RPI	S	Opponent	Score	RPI	S	Opponent	Score		RPI	S	Opponent	Score
20	N	Florida	79 85	31	A	Ohio	48 73	59	H	Saint Louis	79 70		112	H	Toledo	75 69
				31	H	Ohio	67 68	63	A	Purdue	63 73		118	A	Western Mich.	77 53
				50	H	Western Ky.	74 60	68	H	Central Mich.	65 74		127	H	Akron	78 71
								83	A	Charlotte	66 72		140	A	Buffalo	59 57
								95	H	Eastern Mich.	76 54		140	H	Buffalo	68 63
													206	H	Butler	58 50
													232	N	Massachusetts	81 54
													258	H	Miami (OH)	66 41
													259	A	Northern Ill.	73 57
													260	A	Bowling Green	67 56
													271	H	Austin Peay	72 44
													315	A	Kent St.	50 59
													330	A	Evansville	73 53
													335	A	Lipscomb	72 60
LAST 12 Division I GAMES:																
				259	A	Northern Ill.	73 57						118	A	Western Mich.	77 53
				315	A	Kent St.	50 59						95	H	Eastern Mich.	76 54
				68	H	Central Mich.	65 74						260	A	Bowling Green	67 56
				140	A	Buffalo	59 57						140	H	Buffalo	68 63
				127	H	Akron	78 71						258	H	Miami (OH)	66 41
				31	H	Ohio	67 68						31	A	Ohio	48 73

Non-Div I Games: Ohio Valley 94 45

Ball St.

■ Loss,
 ■ Non-Conf,
 ■ S Site,
 ■ H Home
 ■ A Away
 N Neutral

Average RPI Win:	103	WON-LOST	WINNING	LAST 10	STRENGTH OF	OPP. STRENGTH	TEAM	ADJ.	CONF.	ADJ CONF.
Average RPI Loss:	17	RECORD	PCT. RANK	GAMES	SCHEDULE	OF SCHEDULE	RPI	RPI	RPI	RPI
DIV. I ONLY	26- 1	2	10- 0	28	17	4	4	3	3	
DIV. I NON-CONF.	13- 0	1	0- 0	40	32	3	3	3	3	
TOTALS	RPI 1-25		RPI 26-50	W-L RECORDS	RPI 51-100	RPI 101-150		RPI 150+		
26- 1	4- 1		7- 0	OVERALL	3- 0	4- 0		8- 0		
16- 0	3- 0		3- 0	HOME	1- 0	3- 0		6- 0		
6- 1	1- 1		1- 0	AWAY	2- 0	1- 0		1- 0		
4- 0	0- 0		3- 0	NEUTRAL	0- 0	0- 0		1- 0		
13- 0	1- 0		4- 0	NON-CONFERENCE	0- 0	2- 0		6- 0		
9- 0	1- 0		1- 0	HOME	0- 0	2- 0		5- 0		
0- 0	0- 0		0- 0	AWAY	0- 0	0- 0		0- 0		
4- 0	0- 0		3- 0	NEUTRAL	0- 0	0- 0		1- 0		
13- 1	3- 1		3- 0	CONFERENCE	3- 0	2- 0		2- 0		
7- 0	2- 0		2- 0	HOME	1- 0	1- 0		1- 0		
6- 1	1- 1		1- 0	AWAY	2- 0	1- 0		1- 0		
0- 0	0- 0		0- 0	NEUTRAL	0- 0	0- 0		0- 0		

RPI	S	Opponent	Score	RPI	S	Opponent	Score	RPI	S	Opponent	Score	RPI	S	Opponent	Score
6	A	Texas	80 67	26	N	Michigan St.	84 76	92	A	TCU	81 75	128	H	Northwestern St.	86 44
17	A	Oklahoma St.	45 52	28	N	Miami (FL)	88 81	92	H	TCU	72 55	138	A	Texas Tech	66 36
17	H	Oklahoma St.	66 41	36	N	James Madison	77 63	100	A	Iowa St.	77 61	138	H	Texas Tech	69 43
22	H	DePaul	86 72	37	A	West Virginia	71 61					149	H	UT Arlington	62 20
24	H	Oklahoma	78 68	37	H	West Virginia	69 64					152	H	Southern Miss.	97 42
				42	H	South Fla.	66 63					155	H	Oral Roberts	97 39
				49	H	Kansas St.	87 52					165	H	McNeese St.	105 46
												192	H	Grambling	96 42
												209	N	Cincinnati	72 34
												211	A	Kansas	58 40
												211	H	Kansas	81 49
												229	H	Rice	89 38
LAST 12 Division I GAMES:															
17	H	Oklahoma St.	66 41	138	H	Texas Tech	69 43	6	A	Texas	80 67	37	H	West Virginia	69 64
138	A	Texas Tech	66 36	100	A	Iowa St.	77 61	92	A	TCU	81 75	92	H	TCU	72 55
92	A	TCU	81 75	211	H	Kansas	81 49	49	H	Kansas St.	87 52	211	A	Kansas	58 40
211	H	Kansas	81 49	37	A	West Virginia	71 61								

Non-Div I Games:

Baylor

Average RPI Win:	261	WON-LOST	WINNING	LAST 10	STRENGTH OF	OPP. STRENGTH	TEAM	ADJ.	CONF.	ADJ CONF.
Average RPI Loss:	89	RECORD	PCT. RANK	GAMES	SCHEDULE	OF SCHEDULE	RPI	RPI	RPI	RPI
DIV. I ONLY	16- 8	79	9- 1	223	239	102	102	24	24	
DIV. I NON-CONF.	6- 5	146	0- 0	92	154	85	85	23	23	
TOTALS	RPI 1-25	RPI 26-50	W-L RECORDS	RPI 51-100	RPI 101-150	RPI 150+				
16- 8	0- 2	0- 1	OVERALL	0- 2	2- 1	14- 2				
10- 0	0- 0	0- 0	HOME	0- 0	1- 0	9- 0				
6- 8	0- 2	0- 1	AWAY	0- 2	1- 1	5- 2				
0- 0	0- 0	0- 0	NEUTRAL	0- 0	0- 0	0- 0				
6- 5	0- 2	0- 1	NON-CONFERENCE	0- 1	2- 1	4- 0				
3- 0	0- 0	0- 0	HOME	0- 0	1- 0	2- 0				
3- 5	0- 2	0- 1	AWAY	0- 1	1- 1	2- 0				
0- 0	0- 0	0- 0	NEUTRAL	0- 0	0- 0	0- 0				
10- 3	0- 0	0- 0	CONFERENCE	0- 1	0- 0	10- 2				
7- 0	0- 0	0- 0	HOME	0- 0	0- 0	7- 0				
3- 3	0- 0	0- 0	AWAY	0- 1	0- 0	3- 2				
0- 0	0- 0	0- 0	NEUTRAL	0- 0	0- 0	0- 0				

RPI 1-25				RPI 26-50				RPI 51-100				RPI 101+ Team's RPI: 102			
RPI	S	Opponent	Score	RPI	S	Opponent	Score	RPI	S	Opponent	Score	RPI	S	Opponent	Score
5	A	Ohio St.	56 84	50	A	Western Ky.	65 80	56	A	Chattanooga	53 62	114	A	Wake Forest	78 64
23	A	Green Bay	62 66					94	A	UT Martin	79 81	126	A	IUPUI	59 62
												141	H	UAB	63 62
												163	A	SIUE	60 73
												187	H	Eastern Ky.	72 61
												188	H	Troy	102 93
												195	A	Southeast Mo. St.	74 81
												261	H	Murray St.	87 61
												263	H	Tennessee St.	80 65
												271	H	Austin Peay	88 82
												276	A	Tennessee Tech	80 79
												283	A	Jacksonville St.	44 32
												283	H	Jacksonville St.	56 42
												292	H	Cleveland St.	76 58
												300	A	Morehead St.	89 74
												300	H	Morehead St.	99 71
												335	A	Lipscomb	90 68
												339	H	Eastern Ill.	89 61
												345	A	Alabama A&M	78 28
LAST 12 Division I GAMES:															
				94	A	UT Martin	79 81	263	H	Tennessee St.	80 65				
				300	A	Morehead St.	89 74	283	A	Jacksonville St.	44 32				
				283	H	Jacksonville St.	56 42	271	H	Austin Peay	88 82				
				187	H	Eastern Ky.	72 61	261	H	Murray St.	87 61				
				300	H	Morehead St.	99 71	339	H	Eastern Ill.	89 61				
				276	A	Tennessee Tech	80 79	163	A	SIUE	60 73				

Non-Div I Games: Young Harris 80 31 Trevecca Nazarene 86 59

Belmont

Loss, Non-Conf, S Site, H Home A Away N Neutral

Bethune-Cookman

Through Games Of Feb. 19, 2016

Average RPI Win:	306	WON-LOST	WINNING	LAST 10	STRENGTH OF	OPP. STRENGTH	TEAM	ADJ.	CONF.	ADJ CONF.
Average RPI Loss:	194	RECORD	PCT. RANK	GAMES	SCHEDULE	OF SCHEDULE	RPI	RPI	RPI	RPI
DIV. I ONLY	13- 10	133	8- 2	340	340	255	255	31	31	
DIV. I NON-CONF.	4- 7	222	1- 0	293	317	274	274	30	30	
TOTALS	RPI 1-25	RPI 26-50	W-L RECORDS	RPI 51-100	RPI 101-150	RPI 150+				
13- 10	0- 0	0- 1	OVERALL	0- 0	0- 1	13- 8				
6- 3	0- 0	0- 0	HOME	0- 0	0- 1	6- 2				
5- 5	0- 0	0- 0	AWAY	0- 0	0- 0	5- 0				
2- 2	0- 0	0- 0	NEUTRAL	0- 0	0- 0	2- 2				
4- 7	0- 0	0- 1	NON-CONFERENCE	0- 0	0- 1	4- 5				
0- 3	0- 0	0- 0	HOME	0- 0	0- 1	0- 2				
2- 2	0- 0	0- 1	AWAY	0- 0	0- 0	2- 1				
2- 2	0- 0	0- 0	NEUTRAL	0- 0	0- 0	2- 2				
9- 3	0- 0	0- 0	CONFERENCE	0- 0	0- 0	9- 3				
6- 0	0- 0	0- 0	HOME	0- 0	0- 0	6- 0				
3- 3	0- 0	0- 0	AWAY	0- 0	0- 0	3- 3				
0- 0	0- 0	0- 0	NEUTRAL	0- 0	0- 0	0- 0				

RPI 1-25			RPI 26-50			RPI 51-100			RPI 101+			Team's RPI: 255
RPI	S	Opponent	Score	RPI	S	Opponent	Score	RPI	S	Opponent	Score	
				28	A	Miami (FL)	47 55					
								147	H	Jacksonville	53 63	
								151	A	Hampton	45 60	
								183	H	Stetson	38 62	
								191	A	Fla. Atlantic	60 82	
								204	H	Brown	61 68	
								221	N	Western Ill.	59 75	
								227	H	Morgan St.	63 48	
								248	A	N.C. A&T	55 68	
								273	H	Coppin St.	69 56	
								274	N	Georgia St.	61 68	
								275	N	Ga. Southern	65 49	
								293	H	Florida A&M	67 60	
								295	A	UMES	71 76	
								298	H	Savannah St.	50 44	
								305	H	South Carolina St.	65 50	
								306	A	Western Caro.	66 59	
								321	A	North Florida	53 49	
								325	N	LIU Brooklyn	68 55	
								327	A	Howard	81 77	
								329	H	Delaware St.	66 35	
								346	A	Norfolk St.	53 45	
								349	A	N.C. Central	63 46	
LAST 12 Division I GAMES:												
				248	A	N.C. A&T	55 68	295	A	UMES	71 76	
				349	A	N.C. Central	63 46	227	H	Morgan St.	63 48	
				329	H	Delaware St.	66 35	273	H	Coppin St.	69 56	
				298	H	Savannah St.	50 44	346	A	Norfolk St.	53 45	
				293	H	Florida A&M	67 60	151	A	Hampton	45 60	
				327	A	Howard	81 77	325	N	LIU Brooklyn	68 55	

Non-Div I Games: Warner 100 28 Edward Waters 67 48

Bethune-Cookman

Loss, Non-Conf, S Site, H Home A Away N Neutral

Binghamton

Through Games Of Feb. 19, 2016

Average RPI Win:	266	WON-LOST	WINNING	LAST 10	STRENGTH OF	OPP. STRENGTH	TEAM	ADJ.	CONF.	ADJ CONF.
Average RPI Loss:	150	RECORD	PCT. RANK	GAMES	SCHEDULE	OF SCHEDULE	RPI	RPI	RPI	RPI
DIV. I ONLY	8- 15	258	4- 6	183	246	235	235	15	15	
DIV. I NON-CONF.	2- 8	290	0- 0	237	297	305	305	18	18	
TOTALS	RPI 1-25	RPI 26-50	W-L RECORDS	RPI 51-100	RPI 101-150	RPI 150+				
8- 15	0- 0	0- 2	OVERALL	0- 3	1- 2	7- 8				
5- 3	0- 0	0- 1	HOME	0- 1	1- 0	4- 1				
3- 12	0- 0	0- 1	AWAY	0- 2	0- 2	3- 7				
0- 0	0- 0	0- 0	NEUTRAL	0- 0	0- 0	0- 0				
2- 8	0- 0	0- 0	NON-CONFERENCE	0- 2	0- 1	2- 5				
2- 0	0- 0	0- 0	HOME	0- 0	0- 0	2- 0				
0- 8	0- 0	0- 0	AWAY	0- 2	0- 1	0- 5				
0- 0	0- 0	0- 0	NEUTRAL	0- 0	0- 0	0- 0				
6- 7	0- 0	0- 2	CONFERENCE	0- 1	1- 1	5- 3				
3- 3	0- 0	0- 1	HOME	0- 1	1- 0	2- 1				
3- 4	0- 0	0- 1	AWAY	0- 0	0- 1	3- 2				
0- 0	0- 0	0- 0	NEUTRAL	0- 0	0- 0	0- 0				

RPI S	Opponent	Score	RPI S	Opponent	Score	RPI S	Opponent	Score	RPI S	Opponent	Score	Team's RPI: 235
48	A Albany (NY)	58 64	48	H Albany (NY)	47 59	66	A Michigan	62 90	139	A Stony Brook	58 64	
						78	H Maine	38 52	139	H Stony Brook	54 47	
						86	A Bucknell	46 76	145	A Xavier	55 64	
									162	A UMBC	51 62	
									169	A Cornell	57 64	
									194	A Canisius	50 80	
									204	A Brown	65 67	
									208	A Hartford	53 47	
									208	H Hartford	39 41	
									228	A Columbia	64 71	
									237	A New Hampshire	49 64	
									237	H New Hampshire	51 50	
									238	A Sacred Heart	60 69	
									290	A Vermont	57 53	
									290	H Vermont	66 52	
									302	H Colgate	63 56	
									318	A UMass Lowell	75 70	
									342	H NJIT	54 50	
LAST 12 Division I GAMES:												
290	H Vermont	66 52	162	A UMBC	51 62							
208	H Hartford	39 41	318	A UMass Lowell	75 70							
48	A Albany (NY)	58 64	290	A Vermont	57 53							
237	A New Hampshire	49 64	48	H Albany (NY)	47 59							
139	H Stony Brook	54 47	208	A Hartford	53 47							
78	H Maine	38 52	237	H New Hampshire	51 50							

Non-Div I Games: Cedar Crest 74 18 Misericordia 73 44 Nyack 65 33

Binghamton

Loss, Non-Conf, S Site, H Home A Away N Neutral

RPI 1-25				RPI 26-50				RPI 51-100				RPI 101+				Team's RPI: 148	
RPI	S	Opponent	Score	RPI	S	Opponent	Score	RPI	S	Opponent	Score	RPI	S	Opponent	Score		
				46	A	Colorado St.	64 68	52	N	Auburn	53 55	137	A	Fresno St.	57 62		
				46	H	Colorado St.	51 83	73	H	Washington St.	52 57	171	A	New Mexico	81 60		
												171	H	New Mexico	60 70		
												183	N	Stetson	71 65		
												184	A	Eastern Wash.	84 79		
												186	A	San Jose St.	78 75		
												190	H	UNLV	75 56		
												201	A	Utah St.	63 58		
												201	H	Utah St.	84 78		
												216	H	Col. of Charleston	61 38		
												218	H	Utah Valley	70 72		
												225	H	Idaho St.	77 80		
												241	A	Wyoming	58 82		
												241	H	Wyoming	58 49		
												251	A	San Diego St.	75 45		
												262	A	Seattle	84 66		
												286	A	Portland	89 49		
												331	H	Nevada	66 58		
												343	H	Air Force	61 48		
LAST 12 Division I GAMES:																	
				171	H	New Mexico	60 70	190	H	UNLV	75 56						
				241	A	Wyoming	58 82	241	H	Wyoming	58 49						
				46	H	Colorado St.	51 83	186	A	San Jose St.	78 75						
				343	H	Air Force	61 48	251	A	San Diego St.	75 45						
				201	A	Utah St.	63 58	331	H	Nevada	66 58						
				171	A	New Mexico	81 60	137	A	Fresno St.	57 62						

Non-Div I Games: Concordia Portland 84 77 Cal St. L.A. 58 44

Page 26

Average RPI Win:	196	WON-LOST	WINNING	LAST 10	STRENGTH OF	OPP. STRENGTH	TEAM	ADJ.	CONF.	ADJ CONF.
Average RPI Loss:	59	RECORD	PCT. RANK	GAMES	SCHEDULE	OF SCHEDULE	RPI	RPI	RPI	RPI
DIV. I ONLY	14- 12	154	2- 8	103	52	116	116	5	5	
DIV. I NON-CONF.	12- 1	9	1- 0	254	134	61	61	5	5	
TOTALS	RPI 1-25	RPI 26-50	W-L RECORDS	RPI 51-100	RPI 101-150	RPI 150+				
14- 12	0- 4	0- 3	OVERALL	3- 2	1- 3	10- 0				
8- 5	0- 1	0- 1	HOME	1- 1	1- 2	6- 0				
5- 6	0- 2	0- 2	AWAY	1- 1	0- 1	4- 0				
1- 1	0- 1	0- 0	NEUTRAL	1- 0	0- 0	0- 0				
12- 1	0- 1	0- 0	NON-CONFERENCE	3- 0	0- 0	9- 0				
7- 0	0- 0	0- 0	HOME	1- 0	0- 0	6- 0				
4- 0	0- 0	0- 0	AWAY	1- 0	0- 0	3- 0				
1- 1	0- 1	0- 0	NEUTRAL	1- 0	0- 0	0- 0				
2- 11	0- 3	0- 3	CONFERENCE	0- 2	1- 3	1- 0				
1- 5	0- 1	0- 1	HOME	0- 1	1- 2	0- 0				
1- 6	0- 2	0- 2	AWAY	0- 1	0- 1	1- 0				
0- 0	0- 0	0- 0	NEUTRAL	0- 0	0- 0	0- 0				

RPI 1-25				RPI 26-50				RPI 51-100				RPI 101+ Team's RPI: 116			
RPI	S	Opponent	Score	RPI	S	Opponent	Score	RPI	S	Opponent	Score	RPI	S	Opponent	Score
1	H	Notre Dame	50 63	28	H	Miami (FL)	62 67	63	A	Purdue	58 56	114	H	Wake Forest	59 65
13	A	Florida St.	42 75	45	A	Duke	51 71	72	N	Utah	76 51	117	H	North Carolina	78 86
16	A	Syracuse	61 62	47	A	North Carolina St.	63 74	78	H	Maine	55 48	120	H	Pittsburgh	54 43
24	N	Oklahoma	61 76					85	A	Georgia Tech	56 62	121	A	Virginia Tech	33 58
								91	H	Virginia	50 61	158	H	Yale	73 60
												160	A	Northeastern	71 45
												208	H	Hartford	62 28
												237	H	New Hampshire	71 51
												240	H	Bryant	74 59
												244	H	Holy Cross	60 51
												249	A	Clemson	67 64
												252	A	Providence	67 41
												318	H	UMass Lowell	66 55
												347	A	Boston U.	58 37
LAST 12 Division I GAMES:															
249	A	Clemson	67 64	16	A	Syracuse	61 62								
91	H	Virginia	50 61	114	H	Wake Forest	59 65								
47	A	North Carolina St.	63 74	120	H	Pittsburgh	54 43								
117	H	North Carolina	78 86	45	A	Duke	51 71								
28	H	Miami (FL)	62 67	1	H	Notre Dame	50 63								
85	A	Georgia Tech	56 62	158	H	Yale	73 60								

Non-Div I Games:

Boston College

■ Loss,
 ■ Non-Conf, S Site,
 ■ Home
 ■ Away
 N Neutral

Average RPI Win:	267	WON-LOST	WINNING	LAST 10	STRENGTH OF	OPP. STRENGTH	TEAM	ADJ.	CONF.	ADJ CONF.
Average RPI Loss:	221	RECORD	PCT. RANK	GAMES	SCHEDULE	OF SCHEDULE	RPI	RPI	RPI	RPI
DIV. I ONLY	3- 22	339	3- 7	337	252	347	347	27	27	
DIV. I NON-CONF.	0- 11	338	0- 0	309	175	349	349	28	28	
TOTALS	RPI 1-25	RPI 26-50	W-L RECORDS	RPI 51-100	RPI 101-150	RPI 150+				
3- 22	0- 0	0- 1	OVERALL	0- 1	0- 2	3- 18				
2- 11	0- 0	0- 1	HOME	0- 0	0- 1	2- 9				
1- 11	0- 0	0- 0	AWAY	0- 0	0- 0	1- 4				
0- 0	0- 0	0- 0	NEUTRAL	0- 0	0- 0	0- 0				
0- 11	0- 0	0- 1	NON-CONFERENCE	0- 0	0- 2	0- 8				
0- 6	0- 0	0- 1	HOME	0- 0	0- 1	0- 4				
0- 5	0- 0	0- 0	AWAY	0- 0	0- 1	0- 4				
0- 0	0- 0	0- 0	NEUTRAL	0- 0	0- 0	0- 0				
3- 11	0- 0	0- 0	CONFERENCE	0- 1	0- 0	3- 10				
2- 5	0- 0	0- 0	HOME	0- 0	0- 0	2- 5				
1- 6	0- 0	0- 0	AWAY	0- 1	0- 0	1- 5				
0- 0	0- 0	0- 0	NEUTRAL	0- 0	0- 0	0- 0				

RPI S	Opponent	Score	RPI S	Opponent	Score	RPI S	Opponent	Score	RPI S	Opponent	Score	Team's RPI: 347
			48	H Albany (NY)	43 83	86	A Bucknell	56 74	111	A Harvard	55 73	
									116	H Boston College	37 58	
									160	H Northeastern	44 77	
									178	H Marist	54 73	
									202	H Rhode Island	41 57	
									223	A Lehigh	48 72	
									223	H Lehigh	66 73	
									231	A Dartmouth	52 72	
									232	A Massachusetts	56 73	
									233	A Navy	56 67	
									233	H Navy	51 49	
									237	A New Hampshire	52 69	
									244	H Holy Cross	41 60	
									250	A Loyola Maryland	54 63	
									250	H Loyola Maryland	46 67	
									265	A American	33 79	
									265	H American	63 59	
									290	H Vermont	45 60	
									302	A Colgate	71 58	
									302	H Colgate	63 72	
									318	A UMass Lowell	57 70	
									326	A Lafayette	56 71	
									326	H Lafayette	64 71	
LAST 12 Division I GAMES:												
302	A Colgate	71 58	86	A Bucknell	56 74	302	H Colgate	63 72				
250	H Loyola Maryland	46 67	250	A Loyola Maryland	54 63							
265	A American	33 79	265	H American	63 59							
326	H Lafayette	64 71	326	A Lafayette	56 71							
233	H Navy	51 49	233	A Navy	56 67							
223	A Lehigh	48 72										

Non-Div I Games:

Boston U.

■ Loss,
 ■ Non-Conf,
 ■ S Site,
 ■ H Home
 ■ A Away
 N Neutral

Bowling Green

Through Games Of Feb. 19, 2016

Average RPI Win:	253	WON-LOST	WINNING	LAST 10	STRENGTH OF	OPP. STRENGTH	TEAM	ADJ.	CONF.	ADJ CONF.
Average RPI Loss:	122	RECORD	PCT. RANK	GAMES	SCHEDULE	OF SCHEDULE	RPI	RPI	RPI	RPI
DIV. I ONLY	8- 14	252	3- 7	219	142	260	260	11	11	
DIV. I NON-CONF.	4- 5	193	0- 0	329	177	289	289	13	13	
TOTALS	RPI 1-25	RPI 26-50	W-L RECORDS	RPI 51-100	RPI 101-150	RPI 150+				
8- 14	0- 0	0- 1	OVERALL	1- 4	1- 7	6- 2				
5- 7	0- 0	0- 1	HOME	1- 2	0- 4	4- 0				
2- 6	0- 0	0- 0	AWAY	0- 2	0- 2	2- 2				
1- 1	0- 0	0- 0	NEUTRAL	0- 0	1- 1	0- 0				
4- 5	0- 0	0- 0	NON-CONFERENCE	0- 2	1- 1	3- 2				
3- 1	0- 0	0- 0	HOME	0- 1	0- 0	3- 0				
0- 3	0- 0	0- 0	AWAY	0- 1	0- 0	0- 2				
1- 1	0- 0	0- 0	NEUTRAL	0- 0	1- 1	0- 0				
4- 9	0- 0	0- 1	CONFERENCE	1- 2	0- 6	3- 0				
2- 6	0- 0	0- 1	HOME	1- 1	0- 4	1- 0				
2- 3	0- 0	0- 0	AWAY	0- 1	0- 2	2- 0				
0- 0	0- 0	0- 0	NEUTRAL	0- 0	0- 0	0- 0				

RPI S	Opponent	Score	RPI S	Opponent	Score	RPI S	Opponent	Score	RPI S	Opponent	Score	Team's RPI: 260
			31 H	Ohio	57 72	65 H	South Dakota St.	45 58	112 A	Toledo	61 75	
						68 A	Central Mich.	75 76	112 H	Toledo	60 68	
						77 H	Ball St.	56 67	118 A	Western Mich.	45 74	
						91 A	Virginia	39 68	118 H	Western Mich.	49 65	
						95 H	Eastern Mich.	67 63	127 H	Akron	55 71	
									140 H	Buffalo	50 63	
									147 N	Jacksonville	72 69	
									150 N	Davidson	56 60	
									209 A	Cincinnati	51 54	
									258 A	Miami (OH)	64 58	
									259 A	Northern Ill.	58 43	
									292 A	Cleveland St.	48 69	
									304 H	Bradley	66 53	
									313 H	Illinois St.	70 52	
									315 H	Kent St.	71 49	
									330 H	Evansville	74 56	
LAST 12 Division I GAMES:												
			112 H	Toledo	60 68	315 H	Kent St.	71 49				
			140 H	Buffalo	50 63	259 A	Northern Ill.	58 43				
			118 H	Western Mich.	49 65	77 H	Ball St.	56 67				
			68 A	Central Mich.	75 76	127 H	Akron	55 71				
			112 A	Toledo	61 75	31 H	Ohio	57 72				
			95 H	Eastern Mich.	67 63	118 A	Western Mich.	45 74				

Non-Div I Games:

Bowling Green

■ Loss,
 ■ Non-Conf,
 ■ S Site,
 ■ H Home
 ■ A Away
 N Neutral

Average RPI Win:	289	WON-LOST	WINNING	LAST 10	STRENGTH OF	OPP. STRENGTH	TEAM	ADJ.	CONF.	ADJ CONF.
Average RPI Loss:	162	RECORD	PCT. RANK	GAMES	SCHEDULE	OF SCHEDULE	RPI	RPI	RPI	RPI
DIV. I ONLY	6- 18	289	3- 7	293	186	304	304	21	21	
DIV. I NON-CONF.	3- 7	248	0- 0	256	163	262	262	17	17	
TOTALS	RPI 1-25	RPI 26-50	W-L RECORDS	RPI 51-100	RPI 101-150	RPI 150+				
6- 18	0- 1	0- 0	OVERALL	0- 4	0- 5	6- 8				
3- 9	0- 1	0- 0	HOME	0- 1	0- 4	3- 3				
3- 9	0- 0	0- 0	AWAY	0- 3	0- 1	3- 5				
0- 0	0- 0	0- 0	NEUTRAL	0- 0	0- 0	0- 0				
3- 7	0- 1	0- 0	NON-CONFERENCE	0- 2	0- 1	3- 3				
1- 3	0- 1	0- 0	HOME	0- 0	0- 1	1- 1				
2- 4	0- 0	0- 0	AWAY	0- 2	0- 0	2- 2				
0- 0	0- 0	0- 0	NEUTRAL	0- 0	0- 0	0- 0				
3- 11	0- 0	0- 0	CONFERENCE	0- 2	0- 4	3- 5				
2- 6	0- 0	0- 0	HOME	0- 1	0- 3	2- 2				
1- 5	0- 0	0- 0	AWAY	0- 1	0- 1	1- 3				
0- 0	0- 0	0- 0	NEUTRAL	0- 0	0- 0	0- 0				

RPI 1-25				RPI 26-50				RPI 51-100				RPI 101+ Team's RPI: 304			
RPI	S	Opponent	Score	RPI	S	Opponent	Score	RPI	S	Opponent	Score	RPI	S	Opponent	Score
24	H	Oklahoma	46 79					55	A	Iowa	53 60	108	H	UNI	47 55
								59	A	Saint Louis	58 75	109	H	Drake	64 76
								89	A	Missouri St.	56 59	118	H	Western Mich.	59 72
								89	H	Missouri St.	44 55	133	A	Southern Ill.	49 75
												133	H	Southern Ill.	51 65
												168	H	Loyola Chicago	54 67
												176	A	Detroit	75 67
												213	H	Ill.-Chicago	56 66
												230	A	Indiana St.	37 59
												230	H	Indiana St.	59 68
												259	A	Northern Ill.	64 68
												260	A	Bowling Green	53 66
												288	A	Wichita St.	55 50
												288	H	Wichita St.	50 44
												313	A	Illinois St.	49 54
												315	H	Kent St.	68 60
												330	A	Evansville	46 62
												330	H	Evansville	66 52
												336	A	Chicago St.	66 60
LAST 12 Division I GAMES:															
230	H	Indiana St.	59 68	109	H	Drake	64 76								
89	A	Missouri St.	56 59	230	A	Indiana St.	37 59								
288	A	Wichita St.	55 50	313	A	Illinois St.	49 54								
133	H	Southern Ill.	51 65	288	H	Wichita St.	50 44								
330	H	Evansville	66 52	89	H	Missouri St.	44 55								
108	H	UNI	47 55	330	A	Evansville	46 62								

Non-Div I Games: Eureka

87 47

Bradley

Average RPI Win:	263	WON-LOST	WINNING	LAST 10	STRENGTH OF	OPP. STRENGTH	TEAM	ADJ.	CONF.	ADJ CONF.
Average RPI Loss:	150	RECORD	PCT. RANK	GAMES	SCHEDULE	OF SCHEDULE	RPI	RPI	RPI	RPI
DIV. I ONLY	11- 10	156	1- 8	282	216	204	204	10	10	
DIV. I NON-CONF.	10- 2	33	1- 1	340	340	152	152	11	11	
TOTALS	RPI 1-25	RPI 26-50	W-L RECORDS	RPI 51-100	RPI 101-150	RPI 150+				
11- 10	0- 0	0- 3	OVERALL	0- 0	0- 1	11- 6				
5- 4	0- 0	0- 1	HOME	0- 0	0- 1	5- 2				
6- 6	0- 0	0- 2	AWAY	0- 0	0- 0	6- 4				
0- 0	0- 0	0- 0	NEUTRAL	0- 0	0- 0	0- 0				
10- 2	0- 0	0- 0	NON-CONFERENCE	0- 0	0- 0	10- 2				
5- 0	0- 0	0- 0	HOME	0- 0	0- 0	5- 0				
5- 2	0- 0	0- 0	AWAY	0- 0	0- 0	5- 2				
0- 0	0- 0	0- 0	NEUTRAL	0- 0	0- 0	0- 0				
1- 8	0- 0	0- 3	CONFERENCE	0- 0	0- 1	1- 4				
0- 4	0- 0	0- 1	HOME	0- 0	0- 1	0- 2				
1- 4	0- 0	0- 2	AWAY	0- 0	0- 0	1- 2				
0- 0	0- 0	0- 0	NEUTRAL	0- 0	0- 0	0- 0				

RPI 1-25			RPI 26-50			RPI 51-100			RPI 101+			Team's RPI: 204
RPI	S	Opponent	Score	RPI	S	Opponent	Score	RPI	S	Opponent	Score	
				32	A	Penn	49 66					
				32	H	Penn	59 69		111	H	Harvard	79 87
				41	A	Princeton	53 72		158	A	Yale	54 81
									158	H	Yale	39 48
									169	A	Cornell	70 85
									202	H	Rhode Island	67 63
									227	H	Morgan St.	72 45
									228	A	Columbia	73 63
									231	H	Dartmouth	50 63
									234	A	Manhattan	56 80
									235	H	Binghamton	67 65
									240	A	Bryant	84 67
									252	H	Providence	57 47
									255	A	Bethune-Cookman	68 61
									290	H	Vermont	71 54
									310	A	Fairleigh Dickinson	63 48
									315	A	Kent St.	62 57
									334	A	Saint Peter's	67 79
									342	A	NJIT	74 49
LAST 12 Division I GAMES:												
				32	H	Penn	59 69		41	A	Princeton	53 72
				231	H	Dartmouth	50 63		158	H	Yale	39 48
				111	H	Harvard	79 87		158	A	Yale	54 81
				228	A	Columbia	73 63		342	A	NJIT	74 49
				169	A	Cornell	70 85		334	A	Saint Peter's	67 79
				32	A	Penn	49 66		310	A	Fairleigh Dickinson	63 48

Non-Div I Games: Mount Ida 114 28 Rhode Island Col. 90 35

Brown

Loss, Non-Conf, S Site, H Home A Away N Neutral

Average RPI Win: 291	WON-LOST	WINNING	LAST 10	STRENGTH OF	OPP. STRENGTH	TEAM	ADJ.	CONF.	ADJ CONF.
Average RPI Loss: 194	RECORD	PCT. RANK	GAMES	SCHEDULE	OF SCHEDULE	RPI	RPI	RPI	RPI
DIV. I ONLY	14- 11	137	7- 3	332	331	240	240	30	30
DIV. I NON-CONF.	3- 8	258	0- 0	289	218	304	304	32	32
TOTALS	RPI 1-25	RPI 26-50	W-L RECORDS	RPI 51-100	RPI 101-150	RPI 150+			
14- 11	0- 0	0- 1	OVERALL	0- 1	0- 1	14- 8			
7- 4	0- 0	0- 0	HOME	0- 0	0- 0	7- 4			
7- 7	0- 0	0- 1	AWAY	0- 1	0- 1	7- 4			
0- 0	0- 0	0- 0	NEUTRAL	0- 0	0- 0	0- 0			
3- 8	0- 0	0- 1	NON-CONFERENCE	0- 1	0- 1	3- 5			
2- 3	0- 0	0- 0	HOME	0- 0	0- 0	2- 3			
1- 5	0- 0	0- 1	AWAY	0- 1	0- 1	1- 2			
0- 0	0- 0	0- 0	NEUTRAL	0- 0	0- 0	0- 0			
11- 3	0- 0	0- 0	CONFERENCE	0- 0	0- 0	11- 3			
5- 1	0- 0	0- 0	HOME	0- 0	0- 0	5- 1			
6- 2	0- 0	0- 0	AWAY	0- 0	0- 0	6- 2			
0- 0	0- 0	0- 0	NEUTRAL	0- 0	0- 0	0- 0			

RPI S	Opponent	Score	RPI S	Opponent	Score	RPI S	Opponent	Score	RPI S	Opponent	Score	Team's RPI: 240
39	A Seton Hall	57 93	78	A Maine	38 76	116	A Boston College	59 74				
						169	H Cornell	62 70				
						196	A Robert Morris	53 55				
						196	H Robert Morris	71 65				
						204	H Brown	67 84				
						232	H Massachusetts	69 86				
						237	H New Hampshire	55 42				
						238	A Sacred Heart	61 59				
						244	A Holy Cross	64 65				
						252	A Providence	78 88				
						264	A Saint Francis (PA)	72 85				
						264	H Saint Francis (PA)	84 72				
						267	A Central Conn. St.	65 53				
						267	H Central Conn. St.	70 56				
						290	H Vermont	68 52				
						310	A Fairleigh Dickinson	70 41				
						318	A UMass Lowell	83 64				
						325	H LIU Brooklyn	63 55				
						337	A Mt. St. Mary's	70 59				
						341	A St. Francis Brooklyn	70 42				
						341	H St. Francis Brooklyn	57 58				
						344	A Wagner	82 71				
						344	H Wagner	94 67				
LAST 12 Division I GAMES:												
341	H St. Francis Brooklyn	57 58	264	H Saint Francis (PA)	84 72							
344	H Wagner	94 67	196	H Robert Morris	71 65							
264	A Saint Francis (PA)	72 85	341	A St. Francis Brooklyn	70 42							
196	A Robert Morris	53 55	325	H LIU Brooklyn	63 55							
267	A Central Conn. St.	65 53	337	A Mt. St. Mary's	70 59							
238	A Sacred Heart	61 59	344	A Wagner	82 71							

Non-Div I Games:

Bryant

■ Loss,
 ■ Non-Conf,
 ■ S Site,
 ■ H Home
 ■ A Away
 N Neutral

Bucknell

Through Games Of Feb. 19, 2016

Average RPI Win:	253	WON-LOST	WINNING	LAST 10	STRENGTH OF	OPP. STRENGTH	TEAM	ADJ.	CONF.	ADJ CONF.
Average RPI Loss:	127	RECORD	PCT. RANK	GAMES	SCHEDULE	OF SCHEDULE	RPI	RPI	RPI	RPI
DIV. I ONLY	19- 6	44	9- 1	205	285	86	86	27	27	
DIV. I NON-CONF.	6- 5	146	0- 0	212	286	159	159	28	28	
TOTALS	RPI 1-25	RPI 26-50	W-L RECORDS	RPI 51-100	RPI 101-150	RPI 150+				
19- 6	0- 1	0- 0	OVERALL	1- 1	0- 1	18- 3				
11- 1	0- 0	0- 0	HOME	1- 0	0- 1	10- 0				
8- 5	0- 1	0- 0	AWAY	0- 1	0- 0	8- 3				
0- 0	0- 0	0- 0	NEUTRAL	0- 0	0- 0	0- 0				
6- 5	0- 1	0- 0	NON-CONFERENCE	0- 0	0- 1	6- 3				
4- 1	0- 0	0- 0	HOME	0- 0	0- 1	4- 0				
2- 4	0- 1	0- 0	AWAY	0- 0	0- 0	2- 3				
0- 0	0- 0	0- 0	NEUTRAL	0- 0	0- 0	0- 0				
13- 1	0- 0	0- 0	CONFERENCE	1- 1	0- 0	12- 0				
7- 0	0- 0	0- 0	HOME	1- 0	0- 0	6- 0				
6- 1	0- 0	0- 0	AWAY	0- 1	0- 0	6- 0				
0- 0	0- 0	0- 0	NEUTRAL	0- 0	0- 0	0- 0				

RPI 1-25				RPI 26-50				RPI 51-100				Team's RPI: 86	RPI 101+			
RPI	S	Opponent	Score	RPI	S	Opponent	Score	RPI	S	Opponent	Score		RPI	S	Opponent	Score
1	A	Notre Dame	54 85					70	A	Army West Point	63 68		106	H	Youngstown St.	47 55
								70	H	Army West Point	79 69		162	A	UMBC	52 65
													179	H	Delaware	80 51
													194	A	Canisius	56 61
													223	A	Lehigh	67 54
													223	H	Lehigh	80 77
													227	A	Morgan St.	50 64
													233	A	Navy	51 41
													234	A	Manhattan	61 56
													235	H	Binghamton	76 46
													244	A	Holy Cross	58 51
													244	H	Holy Cross	74 64
													250	A	Loyola Maryland	64 42
													250	H	Loyola Maryland	71 64
													265	A	American	66 60
													265	H	American	60 54
													292	A	Cleveland St.	59 57
													302	A	Colgate	71 51
													302	H	Colgate	79 60
													310	H	Fairleigh Dickinson	72 62
													337	H	Mt. St. Mary's	71 45
													347	H	Boston U.	74 56
LAST 12 Division I GAMES:																
				250	A	Loyola Maryland	64 42						347	H	Boston U.	74 56
				302	H	Colgate	79 60						250	H	Loyola Maryland	71 64
				223	A	Lehigh	67 54						302	A	Colgate	71 51
				244	H	Holy Cross	74 64						223	H	Lehigh	80 77
				265	H	American	60 54						244	A	Holy Cross	58 51
				70	A	Army West Point	63 68						265	A	American	66 60

Non-Div I Games:

Bucknell

■ Loss,
■ Non-Conf, S Site,
■ Home
■ Away
N Neutral

Buffalo

Through Games Of Feb. 19, 2016

Average RPI Win: 222	WON-LOST	WINNING	LAST 10	STRENGTH OF	OPP. STRENGTH	TEAM	ADJ.	CONF.	ADJ CONF.
Average RPI Loss: 112	RECORD	PCT. RANK	GAMES	SCHEDULE	OF SCHEDULE	RPI	RPI	RPI	RPI
DIV. I ONLY	12- 12	171	2- 8	136	167	140	140	11	11
DIV. I NON-CONF.	8- 3	77	0- 0	210	232	97	97	13	13
TOTALS	RPI 1-25	RPI 26-50	W-L RECORDS	RPI 51-100	RPI 101-150	RPI 150+			
12- 12	0- 1	1- 1	OVERALL	1- 5	0- 3	10- 2			
5- 5	0- 1	1- 0	HOME	1- 2	0- 2	3- 0			
6- 7	0- 0	0- 1	AWAY	0- 3	0- 1	6- 2			
1- 0	0- 0	0- 0	NEUTRAL	0- 0	0- 0	1- 0			
8- 3	0- 1	0- 1	NON-CONFERENCE	0- 1	0- 0	8- 0			
3- 1	0- 1	0- 0	HOME	0- 0	0- 0	3- 0			
4- 2	0- 0	0- 1	AWAY	0- 1	0- 0	4- 0			
1- 0	0- 0	0- 0	NEUTRAL	0- 0	0- 0	1- 0			
4- 9	0- 0	1- 0	CONFERENCE	1- 4	0- 3	2- 2			
2- 4	0- 0	1- 0	HOME	1- 2	0- 2	0- 0			
2- 5	0- 0	0- 0	AWAY	0- 2	0- 1	2- 2			
0- 0	0- 0	0- 0	NEUTRAL	0- 0	0- 0	0- 0			

RPI 1-25				RPI 26-50				RPI 51-100				RPI 101+ Team's RPI: 140			
RPI	S	Opponent	Score	RPI	S	Opponent	Score	RPI	S	Opponent	Score	RPI	S	Opponent	Score
21	H	Duquesne	62 79	31	H	Ohio	51 43	68	H	Central Mich.	67 61	112	A	Toledo	60 71
				34	A	St. Bonaventure	32 59	71	A	Hofstra	36 79	118	H	Western Mich.	78 92
								77	A	Ball St.	63 68	127	H	Akron	61 69
								77	H	Ball St.	57 59	169	H	Cornell	59 41
								95	A	Eastern Mich.	56 67	194	H	Canisius	54 40
								95	H	Eastern Mich.	55 70	232	A	Massachusetts	56 48
												238	A	Sacred Heart	66 53
												249	N	Clemson	61 51
												258	A	Miami (OH)	58 69
												259	A	Northern Ill.	74 76
												260	A	Bowling Green	63 50
												272	A	UCF	66 60
												307	A	Niagara	57 48
												315	A	Kent St.	77 66
												325	H	LIU Brooklyn	55 38
LAST 12 Division I GAMES:															
95	H	Eastern Mich.	55 70	258	A	Miami (OH)	58 69	118	H	Western Mich.	78 92	127	H	Akron	61 69
260	A	Bowling Green	63 50	77	A	Ball St.	63 68	315	A	Kent St.	77 66	68	H	Central Mich.	67 61
112	A	Toledo	60 71												
77	H	Ball St.	57 59												
31	H	Ohio	51 43												
259	A	Northern Ill.	74 76												

Non-Div I Games:

Buffalo

■ Loss,
 ■ Non-Conf,
 S Site,
 ■ Home
 ■ Away
 N Neutral

Average RPI Win:	197	WON-LOST	WINNING	LAST 10	STRENGTH OF	OPP. STRENGTH	TEAM	ADJ.	CONF.	ADJ CONF.
Average RPI Loss:	81	RECORD	PCT. RANK	GAMES	SCHEDULE	OF SCHEDULE	RPI	RPI	RPI	RPI
DIV. I ONLY	8- 18	271	1- 9	87	51	206	206	6	6	
DIV. I NON-CONF.	5- 6	180	0- 0	132	28	142	142	6	6	
TOTALS	RPI 1-25	RPI 26-50	W-L RECORDS	RPI 51-100	RPI 101-150	RPI 150+				
8- 18	0- 3	0- 4	OVERALL	2- 6	1- 4	5- 1				
5- 7	0- 2	0- 1	HOME	2- 2	1- 2	2- 0				
2- 11	0- 1	0- 3	AWAY	0- 4	0- 2	2- 1				
1- 0	0- 0	0- 0	NEUTRAL	0- 0	0- 0	1- 0				
5- 6	0- 1	0- 1	NON-CONFERENCE	1- 3	1- 0	3- 1				
3- 1	0- 1	0- 0	HOME	1- 0	1- 0	1- 0				
1- 5	0- 0	0- 1	AWAY	0- 3	0- 0	1- 1				
1- 0	0- 0	0- 0	NEUTRAL	0- 0	0- 0	1- 0				
3- 12	0- 2	0- 3	CONFERENCE	1- 3	0- 4	2- 0				
2- 6	0- 1	0- 1	HOME	1- 2	0- 2	1- 0				
1- 6	0- 1	0- 2	AWAY	0- 1	0- 2	1- 0				
0- 0	0- 0	0- 0	NEUTRAL	0- 0	0- 0	0- 0				

RPI	S	Opponent	Score	RPI	S	Opponent	Score	RPI	S	Opponent	Score	RPI	S	Opponent	Score	Team's RPI: 206
22	A	DePaul	63 102	38	A	St. John's (NY)	41 68	54	H	Villanova	45 57	131	H	Arkansas	63 57	
22	H	DePaul	54 61	39	A	Seton Hall	77 98	56	A	Chattanooga	49 60	135	A	Creighton	49 77	
23	H	Green Bay	46 55	39	H	Seton Hall	67 72	77	A	Ball St.	50 58	135	H	Creighton	42 52	
				42	A	South Fla.	77 87	87	A	Marquette	69 76	145	A	Xavier	47 55	
								87	H	Marquette	64 80	145	H	Xavier	63 73	
								88	H	Georgetown	82 76	230	A	Indiana St.	63 70	
								90	A	Wright St.	53 66	242	H	Valparaiso	72 53	
								92	H	TCU	65 53	249	N	Clemson	54 50	
												252	A	Providence	77 67	
												252	H	Providence	65 50	
												272	A	UCF	71 63	
LAST 12 Division I GAMES:																
39	H	Seton Hall	67 72	39	A	Seton Hall	77 98									
22	A	DePaul	63 102	38	A	St. John's (NY)	41 68									
87	A	Marquette	69 76	87	H	Marquette	64 80									
252	H	Providence	65 50	22	H	DePaul	54 61									
135	H	Creighton	42 52	135	A	Creighton	49 77									
145	A	Xavier	47 55	252	A	Providence	77 67									

Non-Div I Games:

Butler

■ Loss,
■ Non-Conf,
■ S Site,
■ H Home
■ A Away
N Neutral

CSU Bakersfield

Through Games Of Feb. 19, 2016

Average RPI Win:	271	WON-LOST	WINNING	LAST 10	STRENGTH OF	OPP. STRENGTH	TEAM	ADJ.	CONF.	ADJ CONF.
Average RPI Loss:	128	RECORD	PCT. RANK	GAMES	SCHEDULE	OF SCHEDULE	RPI	RPI	RPI	RPI
DIV. I ONLY	8- 18	271	4- 6	114	182	243	243	25	25	
DIV. I NON-CONF.	3- 12	290	1- 0	41	43	224	224	25	25	
TOTALS	RPI 1-25	RPI 26-50	W-L RECORDS	RPI 51-100	RPI 101-150	RPI 150+				
8- 18	0- 5	0- 0	OVERALL	0- 3	0- 3	8- 7				
6- 6	0- 0	0- 0	HOME	0- 1	0- 1	6- 4				
2- 10	0- 3	0- 0	AWAY	0- 2	0- 2	2- 3				
0- 2	0- 2	0- 0	NEUTRAL	0- 0	0- 0	0- 0				
3- 12	0- 5	0- 0	NON-CONFERENCE	0- 1	0- 3	3- 3				
3- 3	0- 0	0- 0	HOME	0- 0	0- 1	3- 2				
0- 7	0- 3	0- 0	AWAY	0- 1	0- 2	0- 1				
0- 2	0- 2	0- 0	NEUTRAL	0- 0	0- 0	0- 0				
5- 6	0- 0	0- 0	CONFERENCE	0- 2	0- 0	5- 4				
3- 3	0- 0	0- 0	HOME	0- 1	0- 0	3- 2				
2- 3	0- 0	0- 0	AWAY	0- 1	0- 0	2- 2				
0- 0	0- 0	0- 0	NEUTRAL	0- 0	0- 0	0- 0				

RPI 1-25				RPI 26-50				RPI 51-100				RPI 101+ Team's RPI: 243			
RPI	S	Opponent	Score	RPI	S	Opponent	Score	RPI	S	Opponent	Score	RPI	S	Opponent	Score
2	N	South Carolina	71 90					58	A	UC Riverside	61 81	123	A	Hawaii	60 74
7	A	UCLA	68 82					96	A	New Mexico St.	63 86	123	H	Hawaii	55 65
8	A	Oregon St.	51 75					96	H	New Mexico St.	59 67	137	A	Fresno St.	52 57
9	N	Arizona St.	47 60									167	H	Pacific	74 80
10	A	Stanford	41 83									186	H	San Jose St.	90 88
												197	A	UTRGV	46 60
												198	H	Cal Poly	57 52
												218	A	Utah Valley	53 72
												218	H	Utah Valley	61 54
												224	H	Grand Canyon	51 61
												256	A	UC Santa Barbara	60 61
												262	H	Seattle	76 68
												269	H	Pepperdine	73 76
												299	A	UMKC	78 68
												299	H	UMKC	40 56
												332	H	UC Irvine	65 39
												336	A	Chicago St.	74 61
												336	H	Chicago St.	76 43
LAST 12 Division I GAMES:															
				96	H	New Mexico St.	59 67	96	A	New Mexico St.	63 86				
				218	A	Utah Valley	53 72	197	A	UTRGV	46 60				
				336	A	Chicago St.	74 61	262	H	Seattle	76 68				
				299	A	UMKC	78 68	299	H	UMKC	40 56				
				218	H	Utah Valley	61 54	336	H	Chicago St.	76 43				
				224	H	Grand Canyon	51 61	332	H	UC Irvine	65 39				

Non-Div I Games:

CSU Bakersfield

Loss, Non-Conf, S Site, H Home A Away N Neutral

Average RPI Win: 256	WON-LOST	WINNING	LAST 10	STRENGTH OF	OPP. STRENGTH	TEAM	ADJ.	CONF.	ADJ CONF.
Average RPI Loss: 159	RECORD	PCT. RANK	GAMES	SCHEDULE	OF SCHEDULE	RPI	RPI	RPI	RPI
DIV. I ONLY	6- 19	297	4- 6	260	152	291	291	22	22
DIV. I NON-CONF.	2- 12	311	0- 1	232	48	296	296	21	21
TOTALS	RPI 1-25	RPI 26-50	W-L RECORDS	RPI 51-100	RPI 101-150	RPI 150+			
6- 19	0- 2	0- 0	OVERALL	0- 5	2- 3	4- 9			
4- 6	0- 1	0- 0	HOME	0- 1	2- 0	2- 4			
2- 13	0- 1	0- 0	AWAY	0- 4	0- 3	2- 5			
0- 0	0- 0	0- 0	NEUTRAL	0- 0	0- 0	0- 0			
2- 12	0- 2	0- 0	NON-CONFERENCE	0- 4	1- 1	1- 5			
1- 4	0- 1	0- 0	HOME	0- 1	1- 0	0- 2			
1- 8	0- 1	0- 0	AWAY	0- 3	0- 1	1- 3			
0- 0	0- 0	0- 0	NEUTRAL	0- 0	0- 0	0- 0			
4- 7	0- 0	0- 0	CONFERENCE	0- 1	1- 2	3- 4			
3- 2	0- 0	0- 0	HOME	0- 0	1- 0	2- 2			
1- 5	0- 0	0- 0	AWAY	0- 1	0- 2	1- 2			
0- 0	0- 0	0- 0	NEUTRAL	0- 0	0- 0	0- 0			

RPI 1-25				RPI 26-50				RPI 51-100				RPI 101+ Team's RPI: 291			
RPI	S	Opponent	Score	RPI	S	Opponent	Score	RPI	S	Opponent	Score	RPI	S	Opponent	Score
9	A	Arizona St.	46 69					53	H	St. Mary's (CA)	59 93	123	A	Hawaii	50 77
25	H	Georgia	58 83					58	A	UC Riverside	76 83	123	H	Hawaii	63 60
								72	A	Utah	56 97	125	H	Penn St.	81 73
								80	A	San Diego	64 86	136	A	Idaho	50 106
								82	A	California	44 106	143	A	Long Beach St.	71 74
												182	H	UC Davis	52 75
												184	A	Eastern Wash.	59 70
												198	A	Cal Poly	62 66
												251	H	San Diego St.	65 67
												256	A	UC Santa Barbara	58 70
												256	H	UC Santa Barbara	49 65
												262	H	Seattle	56 62
												286	A	Portland	68 62
												320	A	Portland St.	77 83
												328	A	Southern Utah	65 67
												332	A	UC Irvine	83 64
												332	H	UC Irvine	62 48
												340	H	Cal St. Fullerton	79 52
LAST 12 Division I GAMES:															
256	A	UC Santa Barbara	58 70	123	H	Hawaii	63 60								
332	H	UC Irvine	62 48	198	A	Cal Poly	62 66								
58	A	UC Riverside	76 83	256	H	UC Santa Barbara	49 65								
143	A	Long Beach St.	71 74	123	A	Hawaii	50 77								
340	H	Cal St. Fullerton	79 52	182	H	UC Davis	52 75								
332	A	UC Irvine	83 64	262	H	Seattle	56 62								

Non-Div I Games:

CSUN

■ Loss,
 ■ Non-Conf,
 ■ S Site,
 ■ H Home
 ■ A Away
 N Neutral

Average RPI Win:	252	WON-LOST	WINNING	LAST 10	STRENGTH OF	OPP. STRENGTH	TEAM	ADJ.	CONF.	ADJ CONF.
Average RPI Loss:	126	RECORD	PCT. RANK	GAMES	SCHEDULE	OF SCHEDULE	RPI	RPI	RPI	RPI
DIV. I ONLY	12- 13	181	4- 6	215	214	198	198	22	22	
DIV. I NON-CONF.	7- 6	156	0- 0	114	138	115	115	21	21	
TOTALS	RPI 1-25	RPI 26-50	W-L RECORDS	RPI 51-100	RPI 101-150	RPI 150+				
12- 13	0- 1	0- 0	OVERALL	0- 5	2- 2	10- 5				
7- 4	0- 0	0- 0	HOME	0- 2	1- 1	6- 1				
5- 8	0- 1	0- 0	AWAY	0- 3	1- 1	4- 3				
0- 1	0- 0	0- 0	NEUTRAL	0- 0	0- 0	0- 1				
7- 6	0- 1	0- 0	NON-CONFERENCE	0- 3	2- 0	5- 2				
4- 1	0- 0	0- 0	HOME	0- 1	1- 0	3- 0				
3- 4	0- 1	0- 0	AWAY	0- 2	1- 0	2- 1				
0- 1	0- 0	0- 0	NEUTRAL	0- 0	0- 0	0- 1				
5- 7	0- 0	0- 0	CONFERENCE	0- 2	0- 2	5- 3				
3- 3	0- 0	0- 0	HOME	0- 1	0- 1	3- 1				
2- 4	0- 0	0- 0	AWAY	0- 1	0- 1	2- 2				
0- 0	0- 0	0- 0	NEUTRAL	0- 0	0- 0	0- 0				

RPI 1-25				RPI 26-50				RPI 51-100				RPI 101+ Team's RPI: 198			
RPI	S	Opponent	Score	RPI	S	Opponent	Score	RPI	S	Opponent	Score	RPI	S	Opponent	Score
8	A	Oregon St.	43 80					53	A	St. Mary's (CA)	83 87	101	A	San Francisco	62 61
								57	H	Santa Clara	63 69	123	H	Hawaii	58 64
								58	A	UC Riverside	83 93	137	H	Fresno St.	64 60
								58	H	UC Riverside	62 75	143	A	Long Beach St.	53 65
								82	A	California	57 82	159	H	Montana St.	66 57
												170	H	Sacramento St.	97 72
												182	A	UC Davis	71 82
												182	H	UC Davis	57 75
												197	N	UTRGV	58 66
												239	H	Loyola Marymount	70 58
												243	A	CSU Bakersfield	52 57
												256	A	UC Santa Barbara	67 78
												269	A	Pepperdine	61 47
												291	H	CSUN	66 62
												311	A	A&M-Corpus Christi	56 45
												332	A	UC Irvine	72 54
												332	H	UC Irvine	50 38
												340	A	Cal St. Fullerton	63 57
												340	H	Cal St. Fullerton	51 46
LAST 12 Division I GAMES:															
340	A	Cal St. Fullerton	63 57	58	A	UC Riverside	83 93								
58	H	UC Riverside	62 75	182	H	UC Davis	57 75								
182	A	UC Davis	71 82	291	H	CSUN	66 62								
332	H	UC Irvine	50 38	340	H	Cal St. Fullerton	51 46								
123	H	Hawaii	58 64	332	A	UC Irvine	72 54								
143	A	Long Beach St.	53 65	256	A	UC Santa Barbara	67 78								

Non-Div I Games:

Cal Poly

■ Loss,
 ■ Non-Conf,
 ■ S Site,
 ■ H Home
 ■ A Away
 N Neutral

Average RPI Win:	280	WON-LOST	WINNING	LAST 10	STRENGTH OF	OPP. STRENGTH	TEAM	ADJ.	CONF.	ADJ CONF.
Average RPI Loss:	202	RECORD	PCT. RANK	GAMES	SCHEDULE	OF SCHEDULE	RPI	RPI	RPI	RPI
DIV. I ONLY	2- 24	347	0- 10	246	313	340	340	22	22	
DIV. I NON-CONF.	2- 12	311	0- 0	253	339	326	326	21	21	
TOTALS	RPI 1-25	RPI 26-50	W-L RECORDS	RPI 51-100	RPI 101-150	RPI 150+				
2- 24	0- 0	0- 0	OVERALL	0- 2	0- 3	2- 19				
1- 11	0- 0	0- 0	HOME	0- 2	0- 1	1- 8				
1- 12	0- 0	0- 0	AWAY	0- 0	0- 2	1- 10				
0- 1	0- 0	0- 0	NEUTRAL	0- 0	0- 0	0- 1				
2- 12	0- 0	0- 0	NON-CONFERENCE	0- 1	0- 0	2- 11				
1- 5	0- 0	0- 0	HOME	0- 1	0- 0	1- 4				
1- 6	0- 0	0- 0	AWAY	0- 0	0- 0	1- 6				
0- 1	0- 0	0- 0	NEUTRAL	0- 0	0- 0	0- 1				
0- 12	0- 0	0- 0	CONFERENCE	0- 1	0- 3	0- 8				
0- 6	0- 0	0- 0	HOME	0- 1	0- 1	0- 4				
0- 6	0- 0	0- 0	AWAY	0- 0	0- 2	0- 4				
0- 0	0- 0	0- 0	NEUTRAL	0- 0	0- 0	0- 0				

RPI S	Opponent	Score	RPI S	Opponent	Score	RPI S	Opponent	Score	RPI S	Opponent	Score	Team's RPI: 340
						58	H UC Riverside	43 90	123	A Hawaii	53 62	
						80	H San Diego	44 53	143	A Long Beach St.	57 62	
									143	H Long Beach St.	61 82	
									153	A SMU	53 74	
									159	A Montana St.	66 89	
									169	H Cornell	47 59	
									182	A UC Davis	56 80	
									182	H UC Davis	59 63	
									184	H Eastern Wash.	57 68	
									198	A Cal Poly	46 51	
									198	H Cal Poly	57 63	
									199	H Weber St.	40 60	
									214	A Montana	51 86	
									239	A Loyola Marymount	75 73	
									241	H Wyoming	56 61	
									251	A San Diego St.	43 54	
									256	A UC Santa Barbara	49 79	
									256	H UC Santa Barbara	47 65	
									259	N Northern Ill.	49 72	
									269	A Pepperdine	75 81	
									291	A CSUN	52 79	
									308	A North Dakota St.	64 79	
									320	H Portland St.	84 69	
									332	H UC Irvine	58 62	
LAST 12 Division I GAMES:												
198	H	Cal Poly	57	63	123	A	Hawaii	53	62			
182	A	UC Davis	56	80	332	H	UC Irvine	58	62			
58	H	UC Riverside	43	90	143	A	Long Beach St.	57	62			
182	H	UC Davis	59	63	198	A	Cal Poly	46	51			
256	A	UC Santa Barbara	49	79	256	H	UC Santa Barbara	47	65			
291	A	CSUN	52	79	143	H	Long Beach St.	61	82			

Non-Div I Games:

Cal St. Fullerton

■ Loss,
 ■ Non-Conf,
 ■ S Site,
 ■ H Home
 ■ A Away
 N Neutral

California

Through Games Of Feb. 19, 2016

Average RPI Win:	129	WON-LOST	WINNING	LAST 10	STRENGTH OF	OPP. STRENGTH	TEAM	ADJ.	CONF.	ADJ CONF.
Average RPI Loss:	37	RECORD	PCT. RANK	GAMES	SCHEDULE	OF SCHEDULE	RPI	RPI	RPI	RPI
DIV. I ONLY	12- 14	191	2- 8	10	2	82	82	1	1	
DIV. I NON-CONF.	8- 2	51	0- 0	46	41	35	35	1	1	
TOTALS	RPI 1-25	RPI 26-50	W-L RECORDS	RPI 51-100	RPI 101-150	RPI 150+				
12- 14	2- 7	0- 2	OVERALL	4- 4	1- 1	5- 0				
9- 5	1- 2	0- 1	HOME	3- 2	1- 0	4- 0				
2- 8	1- 1	0- 0	AWAY	0- 0	0- 0	1- 0				
1- 1	0- 1	0- 0	NEUTRAL	1- 0	0- 0	0- 0				
8- 2	1- 1	0- 0	NON-CONFERENCE	3- 1	0- 0	4- 0				
5- 1	0- 0	0- 0	HOME	2- 1	0- 0	3- 0				
2- 0	1- 0	0- 0	AWAY	0- 0	0- 0	1- 0				
1- 1	0- 1	0- 0	NEUTRAL	1- 0	0- 0	0- 0				
4- 12	1- 6	0- 2	CONFERENCE	1- 3	1- 1	1- 0				
4- 4	1- 2	0- 1	HOME	1- 1	1- 0	1- 0				
0- 8	0- 4	0- 1	AWAY	0- 2	0- 1	0- 0				
0- 0	0- 0	0- 0	NEUTRAL	0- 0	0- 0	0- 0				

RPI S	Opponent	Score	RPI S	Opponent	Score	RPI S	Opponent	Score	RPI S	Opponent	Score
7	A UCLA	56 75	30	H Washington	65 75	53	H St. Mary's (CA)	63 64	119	A Arizona	52 57
7	H UCLA	108 104	40	A Southern California	47 61	58	H UC Riverside	64 58	119	H Arizona	75 56
8	A Oregon St.	48 70				64	A Oregon	59 69	170	H Sacramento St.	117 99
9	A Arizona St.	49 57				69	H Nebraska	87 80	177	H Colorado	64 35
9	H Arizona St.	49 64				72	A Utah	66 72	198	H Cal Poly	82 57
10	A Stanford	46 53				72	H Utah	79 84	271	A Austin Peay	67 58
10	H Stanford	55 60				73	H Washington St.	74 71	291	H CSUN	106 44
15	N Texas A&M	58 75				98	N Liberty	77 72			
18	A Louisville	75 71									
LAST 12 Division I GAMES:											
72	A Utah	66 72	73	H Washington St.	74 71						
119	H Arizona	75 56	40	A Southern California	47 61						
9	H Arizona St.	49 64	7	A UCLA	56 75						
10	H Stanford	55 60	64	A Oregon	59 69						
10	A Stanford	46 53	8	A Oregon St.	48 70						
30	H Washington	65 75	72	H Utah	79 84						

Non-Div I Games:

California

Loss, Non-Conf, S Site, H Home A Away N Neutral

Average RPI Win: 311	WON-LOST	WINNING	LAST 10	STRENGTH OF	OPP. STRENGTH	TEAM	ADJ.	CONF.	ADJ CONF.
Average RPI Loss: 183	RECORD	PCT. RANK	GAMES	SCHEDULE	OF SCHEDULE	RPI	RPI	RPI	RPI
DIV. I ONLY	10- 13	215	3- 7	323	324	279	279	28	28
DIV. I NON-CONF.	5- 3	119	0- 0	294	347	187	187	29	29
TOTALS	RPI 1-25	RPI 26-50	W-L RECORDS	RPI 51-100	RPI 101-150	RPI 150+			
10- 13	0- 0	0- 0	OVERALL	0- 3	0- 3	10- 7			
6- 5	0- 0	0- 0	HOME	0- 1	0- 1	6- 3			
4- 7	0- 0	0- 0	AWAY	0- 2	0- 1	4- 4			
0- 1	0- 0	0- 0	NEUTRAL	0- 0	0- 1	0- 0			
5- 3	0- 0	0- 0	NON-CONFERENCE	0- 1	0- 2	5- 0			
3- 0	0- 0	0- 0	HOME	0- 0	0- 0	3- 0			
2- 2	0- 0	0- 0	AWAY	0- 1	0- 1	2- 0			
0- 1	0- 0	0- 0	NEUTRAL	0- 0	0- 1	0- 0			
5- 10	0- 0	0- 0	CONFERENCE	0- 2	0- 1	5- 7			
3- 5	0- 0	0- 0	HOME	0- 1	0- 1	3- 3			
2- 5	0- 0	0- 0	AWAY	0- 1	0- 0	2- 4			
0- 0	0- 0	0- 0	NEUTRAL	0- 0	0- 0	0- 0			

RPI S	Opponent	Score	RPI S	Opponent	Score	RPI S	Opponent	Score	RPI S	Opponent	Score	Team's RPI: 279
97	A VCU	34 57	98	A Liberty	55 67	98	H Liberty	52 62	110	N Central Ark.	34 57	
									124	H UNC Asheville	58 72	
									144	A ETSU	55 70	
									200	A Radford	59 62	
									205	A Gardner-Webb	56 68	
									205	H Gardner-Webb	35 70	
									222	H Presbyterian	45 69	
									247	H High Point	55 69	
									248	H N.C. A&T	56 55	
									296	A Coastal Caro.	83 70	
									296	H Coastal Caro.	73 52	
									306	H Western Caro.	73 66	
									312	A Winthrop	49 50	
									312	H Winthrop	69 56	
									316	A Charleston So.	57 65	
									321	A North Florida	66 55	
									323	A Longwood	73 56	
									323	H Longwood	72 65	
									337	H Mt. St. Mary's	62 53	
									349	A N.C. Central	57 48	
LAST 12 Division I GAMES:												
312	H Winthrop	69 56	312	A Winthrop	49 50							
323	H Longwood	72 65	222	H Presbyterian	45 69							
98	A Liberty	55 67	247	H High Point	55 69							
205	A Gardner-Webb	56 68	200	A Radford	59 62							
296	H Coastal Caro.	73 52	323	A Longwood	73 56							
316	A Charleston So.	57 65	205	H Gardner-Webb	35 70							

Non-Div I Games: UNC Pembroke

62

67

Campbell

Loss,
Non-Conf,
S Site,
H Home
A Away
N Neutral

Average RPI Win:	248	WON-LOST	WINNING	LAST 10	STRENGTH OF	OPP. STRENGTH	TEAM	ADJ.	CONF.	ADJ CONF.
Average RPI Loss:	146	RECORD	PCT. RANK	GAMES	SCHEDULE	OF SCHEDULE	RPI	RPI	RPI	RPI
DIV. I ONLY	12- 14	191	4- 6	178	240	194	194	23	23	
DIV. I NON-CONF.	5- 4	138	0- 0	57	143	95	95	24	24	
TOTALS	RPI 1-25	RPI 26-50	W-L RECORDS	RPI 51-100	RPI 101-150	RPI 150+				
12- 14	0- 1	0- 1	OVERALL	1- 0	0- 6	11- 6				
7- 5	0- 0	0- 1	HOME	1- 0	0- 2	6- 2				
5- 9	0- 1	0- 0	AWAY	0- 0	0- 4	5- 4				
0- 0	0- 0	0- 0	NEUTRAL	0- 0	0- 0	0- 0				
5- 4	0- 1	0- 1	NON-CONFERENCE	1- 0	0- 2	4- 0				
3- 1	0- 0	0- 1	HOME	1- 0	0- 0	2- 0				
2- 3	0- 1	0- 0	AWAY	0- 0	0- 2	2- 0				
0- 0	0- 0	0- 0	NEUTRAL	0- 0	0- 0	0- 0				
7- 10	0- 0	0- 0	CONFERENCE	0- 0	0- 4	7- 6				
4- 4	0- 0	0- 0	HOME	0- 0	0- 2	4- 2				
3- 6	0- 0	0- 0	AWAY	0- 0	0- 2	3- 4				
0- 0	0- 0	0- 0	NEUTRAL	0- 0	0- 0	0- 0				

RPI 1-25				RPI 26-50				RPI 51-100				RPI 101+ Team's RPI: 194			
RPI	S	Opponent	Score	RPI	S	Opponent	Score	RPI	S	Opponent	Score	RPI	S	Opponent	Score
6	A	Texas	62 92	34	H	St. Bonaventure	47 59	86	H	Bucknell	61 56	103	A	Quinnipiac	54 63
												103	H	Quinnipiac	68 80
												106	A	Youngstown St.	51 53
												115	A	Iona	56 79
												115	H	Iona	76 79
												140	A	Buffalo	40 54
												160	A	Northeastern	68 57
												178	H	Marist	71 69
												193	A	Fairfield	48 52
												193	H	Fairfield	50 51
												220	A	Siena	57 61
												220	H	Siena	52 58
												234	A	Manhattan	55 77
												234	H	Manhattan	70 68
												235	H	Binghamton	80 50
												264	H	Saint Francis (PA)	77 52
												268	A	Monmouth	75 79
												281	A	Lamar	57 55
												284	A	Rider	73 64
												284	H	Rider	60 49
												307	A	Niagara	68 66
												334	A	Saint Peter's	60 53
												334	H	Saint Peter's	54 42
LAST 12 Division I GAMES:															
234	H	Manhattan	70 68	307	A	Niagara	68 66								
178	H	Marist	71 69	193	A	Fairfield	48 52								
284	H	Rider	60 49	220	A	Siena	57 61								
268	A	Monmouth	75 79	103	H	Quinnipiac	68 80								
234	A	Manhattan	55 77	334	H	Saint Peter's	54 42								
115	H	Iona	76 79	115	A	Iona	56 79								

Non-Div I Games:

Canisius

■ Loss,
 ■ Non-Conf,
 S Site,
 ■ Home
 ■ Away
 N Neutral

Central Ark.

Through Games Of Feb. 19, 2016

Average RPI Win:	271	WON-LOST	WINNING	LAST 10	STRENGTH OF	OPP. STRENGTH	TEAM	ADJ.	CONF.	ADJ CONF.
Average RPI Loss:	70	RECORD	PCT. RANK	GAMES	SCHEDULE	OF SCHEDULE	RPI	RPI	RPI	RPI
DIV. I ONLY	17- 3	17	9- 1	311	300	110	110	26	26	
DIV. I NON-CONF.	6- 1	27	0- 0	270	328	89	89	26	26	
TOTALS	RPI 1-25	RPI 26-50	W-L RECORDS	RPI 51-100	RPI 101-150	RPI 150+				
17- 3	0- 1	0- 0	OVERALL	0- 1	1- 1	16- 0				
6- 2	0- 0	0- 0	HOME	0- 1	0- 1	6- 0				
9- 1	0- 0	0- 0	AWAY	0- 0	1- 0	8- 0				
2- 0	0- 0	0- 0	NEUTRAL	0- 0	0- 0	2- 0				
6- 1	0- 1	0- 0	NON-CONFERENCE	0- 0	0- 0	6- 0				
2- 0	0- 0	0- 0	HOME	0- 0	0- 0	2- 0				
2- 1	0- 1	0- 0	AWAY	0- 0	0- 0	2- 0				
2- 0	0- 0	0- 0	NEUTRAL	0- 0	0- 0	2- 0				
11- 2	0- 0	0- 0	CONFERENCE	0- 1	1- 1	10- 0				
4- 2	0- 0	0- 0	HOME	0- 1	0- 1	4- 0				
7- 0	0- 0	0- 0	AWAY	0- 0	1- 0	6- 0				
0- 0	0- 0	0- 0	NEUTRAL	0- 0	0- 0	0- 0				

RPI 1-25				RPI 26-50				RPI 51-100				RPI 101+ Team's RPI: 110			
RPI	S	Opponent	Score	RPI	S	Opponent	Score	RPI	S	Opponent	Score	RPI	S	Opponent	Score
19	A	Tennessee	47 102					62	H	Abilene Christian	49 61	128	A	Northwestern St.	74 49
												128	H	Northwestern St.	56 60
												165	A	McNeese St.	70 56
												195	A	Southeast Mo. St.	63 54
												226	A	Stephen F. Austin	55 53
												246	H	Houston Baptist	45 44
												261	A	Murray St.	61 51
												261	H	Murray St.	50 40
												279	N	Campbell	57 34
												281	H	Lamar	74 49
												305	N	South Carolina St.	51 38
												311	A	A&M-Corpus Christi	66 55
												314	H	Southeastern La.	80 58
												319	A	Nicholls St.	71 65
												322	H	Alcorn	58 35
												324	A	Incarnate Word	76 57
												333	A	New Orleans	59 44
												333	H	New Orleans	67 55
LAST 12 Division I GAMES:															
165	A	McNeese St.	70 56	319	A	Nicholls St.	71 65								
324	A	Incarnate Word	76 57	333	A	New Orleans	59 44								
128	H	Northwestern St.	56 60	246	H	Houston Baptist	45 44								
333	H	New Orleans	67 55	281	H	Lamar	74 49								
314	H	Southeastern La.	80 58	226	A	Stephen F. Austin	55 53								
128	A	Northwestern St.	74 49	311	A	A&M-Corpus Christi	66 55								

Non-Div I Games: Central Baptist 70 37 Hendrix 72 43 Crowley's Ridge 93 38 Jarvis Christian 77 23
Central Ark.

Loss, Non-Conf, S Site, H Home A Away N Neutral

Average RPI Win:	283	WON-LOST	WINNING	LAST 10	STRENGTH OF	OPP. STRENGTH	TEAM	ADJ.	CONF.	ADJ CONF.
Average RPI Loss:	201	RECORD	PCT. RANK	GAMES	SCHEDULE	OF SCHEDULE	RPI	RPI	RPI	RPI
DIV. I ONLY	10- 15	232	6- 4	287	333	267	267	30	30	
DIV. I NON-CONF.	3- 8	258	0- 0	228	186	276	276	32	32	
TOTALS	RPI 1-25	RPI 26-50	W-L RECORDS	RPI 51-100	RPI 101-150	RPI 150+				
10- 15	0- 1	0- 0	OVERALL	0- 2	0- 1	10- 11				
6- 4	0- 0	0- 0	HOME	0- 0	0- 0	6- 4				
4- 11	0- 1	0- 0	AWAY	0- 2	0- 1	4- 7				
0- 0	0- 0	0- 0	NEUTRAL	0- 0	0- 0	0- 0				
3- 8	0- 1	0- 0	NON-CONFERENCE	0- 2	0- 1	3- 4				
3- 1	0- 0	0- 0	HOME	0- 0	0- 0	3- 1				
0- 7	0- 1	0- 0	AWAY	0- 2	0- 1	0- 3				
0- 0	0- 0	0- 0	NEUTRAL	0- 0	0- 0	0- 0				
7- 7	0- 0	0- 0	CONFERENCE	0- 0	0- 0	7- 7				
3- 3	0- 0	0- 0	HOME	0- 0	0- 0	3- 3				
4- 4	0- 0	0- 0	AWAY	0- 0	0- 0	4- 4				
0- 0	0- 0	0- 0	NEUTRAL	0- 0	0- 0	0- 0				

RPI 1-25				RPI 26-50				RPI 51-100				RPI 101+ Team's RPI: 267			
RPI	S	Opponent	Score	RPI	S	Opponent	Score	RPI	S	Opponent	Score	RPI	S	Opponent	Score
12	A	Maryland	43 86					70	A	Army West Point	52 81	125	A	Penn St.	47 73
								78	A	Maine	42 62	174	A	Fordham	48 63
												196	A	Robert Morris	55 72
												196	H	Robert Morris	48 39
												208	A	Hartford	41 49
												231	H	Dartmouth	59 55
												232	H	Massachusetts	78 68
												237	H	New Hampshire	50 64
												238	A	Sacred Heart	69 79
												238	H	Sacred Heart	57 61
												240	A	Bryant	56 70
												240	H	Bryant	53 65
												264	A	Saint Francis (PA)	79 59
												264	H	Saint Francis (PA)	66 51
												290	A	Vermont	63 79
												310	A	Fairleigh Dickinson	78 75
												318	H	UMass Lowell	64 53
												325	A	LIU Brooklyn	65 57
												325	H	LIU Brooklyn	45 59
												337	A	Mt. St. Mary's	48 54
												341	H	St. Francis Brooklyn	65 61
												344	A	Wagner	62 52
LAST 12 Division I GAMES:															
325	A	LIU Brooklyn	65 57	196	H	Robert Morris	48 39								
238	A	Sacred Heart	69 79	264	H	Saint Francis (PA)	66 51								
196	A	Robert Morris	55 72	238	H	Sacred Heart	57 61								
264	A	Saint Francis (PA)	79 59	344	A	Wagner	62 52								
240	H	Bryant	53 65	310	A	Fairleigh Dickinson	78 75								
341	H	St. Francis Brooklyn	65 61	337	A	Mt. St. Mary's	48 54								

Non-Div I Games:

Central Conn. St.

■ Loss,
 ■ Non-Conf,
 ■ S Site,
 ■ Home
 ■ A Away
 N Neutral

Average RPI Win: 193	WON-LOST	WINNING	LAST 10	STRENGTH OF	OPP. STRENGTH	TEAM	ADJ.	CONF.	ADJ CONF.
Average RPI Loss: 110	RECORD	PCT. RANK	GAMES	SCHEDULE	OF SCHEDULE	RPI	RPI	RPI	RPI
DIV. I ONLY	17- 7	66	9- 1	112	151	68	68	11	11
DIV. I NON-CONF.	6- 5	146	0- 0	120	124	126	126	13	13
TOTALS	RPI 1-25	RPI 26-50	W-L RECORDS	RPI 51-100	RPI 101-150	RPI 150+			
17- 7	0- 1	0- 1	OVERALL	3- 0	3- 3	11- 2			
9- 2	0- 1	0- 0	HOME	1- 0	2- 1	6- 0			
7- 5	0- 0	0- 1	AWAY	2- 0	1- 2	4- 2			
1- 0	0- 0	0- 0	NEUTRAL	0- 0	0- 0	1- 0			
6- 5	0- 1	0- 0	NON-CONFERENCE	1- 0	0- 2	5- 2			
3- 2	0- 1	0- 0	HOME	1- 0	0- 1	2- 0			
2- 3	0- 0	0- 0	AWAY	0- 0	0- 1	2- 2			
1- 0	0- 0	0- 0	NEUTRAL	0- 0	0- 0	1- 0			
11- 2	0- 0	0- 1	CONFERENCE	2- 0	3- 1	6- 0			
6- 0	0- 0	0- 0	HOME	0- 0	2- 0	4- 0			
5- 2	0- 0	0- 1	AWAY	2- 0	1- 1	2- 0			
0- 0	0- 0	0- 0	NEUTRAL	0- 0	0- 0	0- 0			

RPI 1-25				RPI 26-50				RPI 51-100				RPI 101+			
RPI	S	Opponent	Score	RPI	S	Opponent	Score	RPI	S	Opponent	Score	RPI	S	Opponent	Score
21	H	Duquesne	49 68	31	A	Ohio	84 86	74	H	Middle Tenn.	81 59	104	A	Saint Joseph's	66 76
								77	A	Ball St.	74 65	105	H	Memphis	61 64
								95	A	Eastern Mich.	66 65	118	H	Western Mich.	53 51
												127	A	Akron	97 77
												127	H	Akron	81 60
												140	A	Buffalo	61 67
												154	A	Illinois	69 74
												163	H	SIUE	78 65
												168	A	Loyola Chicago	68 59
												203	A	Oakland	110 87
												213	A	Ill.-Chicago	63 66
												230	H	Indiana St.	85 65
												258	A	Miami (OH)	72 58
												258	H	Miami (OH)	77 54
												259	A	Northern Ill.	73 67
												259	H	Northern Ill.	95 63
												260	H	Bowling Green	76 75
												284	N	Rider	76 58
												315	H	Kent St.	81 61
LAST 12 Division I GAMES:															
259	A	Northern Ill.	73 67	127	H	Akron	81 60								
77	A	Ball St.	74 65	258	A	Miami (OH)	72 58								
260	H	Bowling Green	76 75	31	A	Ohio	84 86								
95	A	Eastern Mich.	66 65	259	H	Northern Ill.	95 63								
258	H	Miami (OH)	77 54	127	A	Akron	97 77								
118	H	Western Mich.	53 51	140	A	Buffalo	61 67								

Non-Div I Games:

Central Mich.

■ Loss,
 ■ Non-Conf, S Site,
 ■ Home
 ■ Away
 N Neutral

Average RPI Win: 301		WON-LOST	WINNING	LAST 10	STRENGTH OF	OPP. STRENGTH	TEAM	ADJ.	CONF.	ADJ CONF.
Average RPI Loss: 199		RECORD	PCT. RANK	GAMES	SCHEDULE	OF SCHEDULE	RPI	RPI	RPI	RPI
DIV. I ONLY		8- 14	252	3- 7	344	237	316	316	28	28
DIV. I NON-CONF.		2- 4	234	0- 0	349	75	342	342	29	29
TOTALS		RPI 1-25	RPI 26-50	W-L RECORDS	RPI 51-100	RPI 101-150	RPI 150+			
8- 14	0- 0		0- 0	OVERALL	0- 3	0- 1	8- 10			
5- 5	0- 0		0- 0	HOME	0- 1	0- 1	5- 3			
3- 9	0- 0		0- 0	AWAY	0- 2	0- 0	3- 7			
0- 0	0- 0		0- 0	NEUTRAL	0- 0	0- 0	0- 0			
2- 4	0- 0		0- 0	NON-CONFERENCE	0- 1	0- 0	2- 3			
2- 0	0- 0		0- 0	HOME	0- 0	0- 0	2- 0			
0- 4	0- 0		0- 0	AWAY	0- 1	0- 0	0- 3			
0- 0	0- 0		0- 0	NEUTRAL	0- 0	0- 0	0- 0			
6- 10	0- 0		0- 0	CONFERENCE	0- 2	0- 1	6- 7			
3- 5	0- 0		0- 0	HOME	0- 1	0- 1	3- 3			
3- 5	0- 0		0- 0	AWAY	0- 1	0- 0	3- 4			
0- 0	0- 0		0- 0	NEUTRAL	0- 0	0- 0	0- 0			

RPI 1-25				RPI 26-50				RPI 51-100				RPI 101+				Team's RPI: 316	
RPI	S	Opponent	Score	RPI	S	Opponent	Score	RPI	S	Opponent	Score	RPI	S	Opponent	Score		
								91	A	Virginia	65 85	124	H	UNC Asheville	50 58		
								98	A	Liberty	40 51	200	A	Radford	40 55		
								98	H	Liberty	49 59	200	H	Radford	50 61		
												205	A	Gardner-Webb	55 63		
												216	A	Col. of Charleston	66 81		
												222	A	Presbyterian	37 52		
												222	H	Presbyterian	49 63		
												247	A	High Point	64 62		
												249	A	Clemson	36 43		
												275	A	Ga. Southern	51 64		
												279	H	Campbell	65 57		
												296	A	Coastal Caro.	40 61		
												296	H	Coastal Caro.	62 73		
												306	H	Western Caro.	80 59		
												309	H	Wofford	74 64		
												312	A	Winthrop	58 50		
												312	H	Winthrop	54 51		
												323	A	Longwood	63 54		
												323	H	Longwood	66 58		
LAST 12 Division I GAMES:																	
				296	A	Coastal Caro.	40 61	279	H	Campbell	65 57						
				200	H	Radford	50 61	200	A	Radford	40 55						
				222	A	Presbyterian	37 52	296	H	Coastal Caro.	62 73						
				323	H	Longwood	66 58	205	A	Gardner-Webb	55 63						
				98	H	Liberty	49 59	124	H	UNC Asheville	50 58						
				312	A	Winthrop	58 50	247	A	High Point	64 62						

Non-Div I Games:	Paine	69	62	Columbia Int'l	67	35	Warner	73	53
------------------	-------	----	----	----------------	----	----	--------	----	----

Charleston So.

Loss, Non-Conf, S Site, H Home A Away N Neutral

Average RPI Win: 194	WON-LOST	WINNING	LAST 10	STRENGTH OF	OPP. STRENGTH	TEAM	ADJ.	CONF.	ADJ CONF.
Average RPI Loss: 86	RECORD	PCT. RANK	GAMES	SCHEDULE	OF SCHEDULE	RPI	RPI	RPI	RPI
DIV. I ONLY	15- 9	100	6- 4	97	135	83	83	12	12
DIV. I NON-CONF.	7- 4	110	0- 0	66	169	73	73	10	10
TOTALS	RPI 1-25	RPI 26-50	W-L RECORDS	RPI 51-100	RPI 101-150	RPI 150+			
15- 9	0- 0	0- 4	OVERALL	1- 2	4- 1	10- 2			
9- 2	0- 0	0- 1	HOME	1- 0	1- 0	7- 1			
5- 7	0- 0	0- 3	AWAY	0- 2	2- 1	3- 1			
1- 0	0- 0	0- 0	NEUTRAL	0- 0	1- 0	0- 0			
7- 4	0- 0	0- 3	NON-CONFERENCE	1- 1	2- 0	4- 0			
4- 1	0- 0	0- 1	HOME	1- 0	0- 0	3- 0			
2- 3	0- 0	0- 2	AWAY	0- 1	1- 0	1- 0			
1- 0	0- 0	0- 0	NEUTRAL	0- 0	1- 0	0- 0			
8- 5	0- 0	0- 1	CONFERENCE	0- 1	2- 1	6- 2			
5- 1	0- 0	0- 0	HOME	0- 0	1- 0	4- 1			
3- 4	0- 0	0- 1	AWAY	0- 1	1- 1	2- 1			
0- 0	0- 0	0- 0	NEUTRAL	0- 0	0- 0	0- 0			

RPI 1-25			RPI 26-50			RPI 51-100			Team's RPI: 83			RPI 101+			
RPI	S	Opponent	Score	RPI	S	Opponent	Score	RPI	S	Opponent	Score	RPI	S	Opponent	Score
28	H	Miami (FL)	70 77	74	A	Middle Tenn.	67 72	113	N	Mercer	72 62				
35	A	Missouri	71 88	77	H	Ball St.	72 66	141	A	UAB	57 75				
47	A	North Carolina St.	65 72	84	A	Elon	83 90	142	A	Marshall	64 61				
50	A	Western Ky.	66 77					142	H	Marshall	87 77				
								150	A	Davidson	99 88				
								152	H	Southern Miss.	80 59				
								157	A	Old Dominion	85 94				
								157	H	Old Dominion	59 71				
								175	H	Louisiana Tech	63 58				
								191	H	Fla. Atlantic	85 79				
								196	H	Robert Morris	94 73				
								216	H	Col. of Charleston	89 61				
								217	A	North Texas	82 70				
								229	A	Rice	69 58				
								274	A	Georgia St.	83 71				
								294	H	FIU	87 74				
								349	H	N.C. Central	67 52				
LAST 12 Division I GAMES:															
142	H	Marshall	87 77	50	A	Western Ky.	66 77								
217	A	North Texas	82 70	142	A	Marshall	64 61								
229	A	Rice	69 58	141	A	UAB	57 75								
157	A	Old Dominion	85 94	74	A	Middle Tenn.	67 72								
191	H	Fla. Atlantic	85 79	175	H	Louisiana Tech	63 58								
294	H	FIU	87 74	152	H	Southern Miss.	80 59								

Non-Div I Games:

Charlotte

■ Loss,
■ Non-Conf, S Site,
■ Home
■ Away
N Neutral

Chattanooga

Through Games Of Feb. 19, 2016

Average RPI Win:	201	WON-LOST	WINNING	LAST 10	STRENGTH OF	OPP. STRENGTH	TEAM	ADJ.	CONF.	ADJ CONF.
Average RPI Loss:	50	RECORD	PCT. RANK	GAMES	SCHEDULE	OF SCHEDULE	RPI	RPI	RPI	RPI
DIV. I ONLY	19- 7	55	8- 2	117	111	56	56	17	17	
DIV. I NON-CONF.	9- 5	108	0- 0	21	20	40	40	15	15	
TOTALS	RPI 1-25	RPI 26-50	W-L RECORDS	RPI 51-100	RPI 101-150	RPI 150+				
19- 7	0- 3	1- 2	OVERALL	1- 0	4- 2	13- 0				
12- 1	0- 1	1- 0	HOME	1- 0	3- 0	7- 0				
6- 6	0- 2	0- 2	AWAY	0- 0	1- 2	5- 0				
1- 0	0- 0	0- 0	NEUTRAL	0- 0	0- 0	1- 0				
9- 5	0- 3	1- 2	NON-CONFERENCE	1- 0	2- 0	5- 0				
7- 1	0- 1	1- 0	HOME	1- 0	2- 0	3- 0				
1- 4	0- 2	0- 2	AWAY	0- 0	0- 0	1- 0				
1- 0	0- 0	0- 0	NEUTRAL	0- 0	0- 0	1- 0				
10- 2	0- 0	0- 0	CONFERENCE	0- 0	2- 2	8- 0				
5- 0	0- 0	0- 0	HOME	0- 0	1- 0	4- 0				
5- 2	0- 0	0- 0	AWAY	0- 0	1- 2	4- 0				
0- 0	0- 0	0- 0	NEUTRAL	0- 0	0- 0	0- 0				

RPI S	Opponent	Score	RPI S	Opponent	Score	RPI S	Opponent	Score	Team's RPI: 56	RPI S	Opponent	Score
3	H UConn	31 79	42	A South Fla.	33 61	94	H UT Martin	61 46		102	H Belmont	62 53
10	A Stanford	30 73	43	H Arkansas St.	55 54					111	H Harvard	62 58
19	A Tennessee	57 59	44	A Indiana	43 54					113	A Mercer	44 67
										122	A Samford	43 48
										122	H Samford	53 30
										144	A ETSU	65 57
										152	H Southern Miss.	53 48
										165	H McNeese St.	68 53
										172	N East Carolina	72 61
										206	H Butler	60 49
										219	A Furman	56 50
										219	H Furman	61 46
										253	A UNCW	61 33
										289	A UNCG	74 53
										289	H UNCG	72 61
										306	A Western Caro.	65 51
										306	H Western Caro.	77 59
										309	A Wofford	53 40
										309	H Wofford	65 48
LAST 12 Division I GAMES:												
122	H Samford	53 30	122	A Samford	43 48							
306	A Western Caro.	65 51	113	A Mercer	44 67							
289	A UNCG	74 53	289	H UNCG	72 61							
309	H Wofford	65 48	306	H Western Caro.	77 59							
219	H Furman	61 46	219	A Furman	56 50							
144	A ETSU	65 57	309	A Wofford	53 40							

Non-Div I Games:

Chattanooga

■ Loss,
■ Non-Conf, S Site,
■ Home
■ Away
N Neutral

Average RPI Win:	291	WON-LOST	WINNING	LAST 10	STRENGTH OF	OPP. STRENGTH	TEAM	ADJ.	CONF.	ADJ CONF.
Average RPI Loss:	198	RECORD	PCT. RANK	GAMES	SCHEDULE	OF SCHEDULE	RPI	RPI	RPI	RPI
DIV. I ONLY	4- 21	325	2- 8	297	261	336	336	25	25	
DIV. I NON-CONF.	2- 12	311	0- 1	291	275	337	337	25	25	
TOTALS	RPI 1-25	RPI 26-50	W-L RECORDS	RPI 51-100	RPI 101-150	RPI 150+				
4- 21	0- 1	0- 1	OVERALL	0- 2	0- 1	4- 16				
3- 10	0- 0	0- 1	HOME	0- 1	0- 0	3- 8				
1- 11	0- 1	0- 0	AWAY	0- 1	0- 1	1- 8				
0- 0	0- 0	0- 0	NEUTRAL	0- 0	0- 0	0- 0				
2- 12	0- 1	0- 1	NON-CONFERENCE	0- 0	0- 1	2- 9				
1- 6	0- 0	0- 1	HOME	0- 0	0- 0	1- 5				
1- 6	0- 1	0- 0	AWAY	0- 0	0- 1	1- 4				
0- 0	0- 0	0- 0	NEUTRAL	0- 0	0- 0	0- 0				
2- 9	0- 0	0- 0	CONFERENCE	0- 2	0- 0	2- 7				
2- 4	0- 0	0- 0	HOME	0- 1	0- 0	2- 3				
0- 5	0- 0	0- 0	AWAY	0- 1	0- 0	0- 4				
0- 0	0- 0	0- 0	NEUTRAL	0- 0	0- 0	0- 0				

RPI S	Opponent	Score	RPI S	Opponent	Score	RPI S	Opponent	Score	RPI S	Opponent	Score	Team's RPI: 336
22	A DePaul	42 88	49	H Kansas St.	54 63	96	A New Mexico St.	63 76	118	A Western Mich.	56 65	
						96	H New Mexico St.	60 70	154	A Illinois	36 67	
									181	H Milwaukee	48 55	
									197	H UTRGV	56 64	
									203	H Oakland	51 74	
									213	H Ill.-Chicago	47 51	
									218	A Utah Valley	46 74	
									218	H Utah Valley	62 69	
									221	A Western Ill.	50 88	
									224	A Grand Canyon	36 74	
									243	A CSU Bakersfield	43 76	
									243	H CSU Bakersfield	61 74	
									259	H Northern Ill.	50 68	
									262	A Seattle	45 59	
									262	H Seattle	57 49	
									299	H UMKC	77 72	
									300	H Morehead St.	75 71	
									303	A Jackson St.	76 59	
									304	H Bradley	60 66	
									313	A Illinois St.	53 57	
									317	A IPFW	51 62	
LAST 12 Division I GAMES:												
218	H	Utah Valley	62	69	224	A	Grand Canyon	36	74			
96	A	New Mexico St.	63	76	96	H	New Mexico St.	60	70			
243	H	CSU Bakersfield	61	74	197	H	UTRGV	56	64			
262	H	Seattle	57	49	262	A	Seattle	45	59			
299	H	UMKC	77	72	243	A	CSU Bakersfield	43	76			
218	A	Utah Valley	46	74	181	H	Milwaukee	48	55			

Non-Div I Games:

Chicago St.

Average RPI Win:	249	WON-LOST	WINNING	LAST 10	STRENGTH OF	OPP. STRENGTH	TEAM	ADJ.	CONF.	ADJ CONF.
Average RPI Loss:	84	RECORD	PCT. RANK	GAMES	SCHEDULE	OF SCHEDULE	RPI	RPI	RPI	RPI
DIV. I ONLY	7- 18	280	2- 8	66	77	209	209	9	9	
DIV. I NON-CONF.	4- 7	222	0- 0	31	90	179	179	7	7	
TOTALS	RPI 1-25	RPI 26-50	W-L RECORDS	RPI 51-100	RPI 101-150	RPI 150+				
7- 18	0- 5	0- 3	OVERALL	0- 3	1- 3	6- 4				
5- 8	0- 2	0- 1	HOME	0- 2	1- 1	4- 2				
2- 8	0- 2	0- 1	AWAY	0- 1	0- 2	2- 2				
0- 2	0- 1	0- 1	NEUTRAL	0- 0	0- 0	0- 0				
4- 7	0- 3	0- 1	NON-CONFERENCE	0- 1	1- 1	3- 1				
4- 2	0- 1	0- 0	HOME	0- 1	1- 0	3- 0				
0- 3	0- 1	0- 0	AWAY	0- 0	0- 1	0- 1				
0- 2	0- 1	0- 1	NEUTRAL	0- 0	0- 0	0- 0				
3- 11	0- 2	0- 2	CONFERENCE	0- 2	0- 2	3- 3				
1- 6	0- 1	0- 1	HOME	0- 1	0- 1	1- 2				
2- 5	0- 1	0- 1	AWAY	0- 1	0- 1	2- 1				
0- 0	0- 0	0- 0	NEUTRAL	0- 0	0- 0	0- 0				

RPI 1-25				RPI 26-50				RPI 51-100				RPI 101+ Team's RPI: 209			
RPI	S	Opponent	Score	RPI	S	Opponent	Score	RPI	S	Opponent	Score	RPI	S	Opponent	Score
3	A	UConn	34 88	26	N	Michigan St.	63 103	67	A	Temple	51 74	105	A	Memphis	51 54
3	H	UConn	45 107	42	A	South Fla.	49 82	67	H	Temple	49 74	105	H	Memphis	47 64
4	N	Baylor	34 72	42	H	South Fla.	51 78	94	H	UT Martin	57 63	145	A	Xavier	56 65
5	H	Ohio St.	76 105									146	H	Northern Ky.	71 68
25	A	Georgia	42 60									153	H	SMU	55 73
												172	A	East Carolina	60 63
												176	A	Detroit	68 77
												189	A	Tulsa	55 53
												260	H	Bowling Green	54 51
												264	H	Saint Francis (PA)	93 86
												270	H	Houston	56 50
												272	A	UCF	68 50
												272	H	UCF	60 80
												339	H	Eastern Ill.	70 57
LAST 12 Division I GAMES:															
3	A	UConn	34 88	153	H	SMU	55 73								
42	H	South Fla.	51 78	172	A	East Carolina	60 63								
67	H	Temple	49 74	272	H	UCF	60 80								
105	A	Memphis	51 54	189	A	Tulsa	55 53								
42	A	South Fla.	49 82	67	A	Temple	51 74								
270	H	Houston	56 50	105	H	Memphis	47 64								

Non-Div I Games:

Cincinnati

■ Loss,
■ Non-Conf,
■ S Site,
■ H Home
■ A Away
N Neutral

Average RPI Win:	255	WON-LOST	WINNING	LAST 10	STRENGTH OF	OPP. STRENGTH	TEAM	ADJ.	CONF.	ADJ CONF.
Average RPI Loss:	109	RECORD	PCT. RANK	GAMES	SCHEDULE	OF SCHEDULE	RPI	RPI	RPI	RPI
DIV. I ONLY	4- 22	329	0- 10	46	104	249	249	5	5	
DIV. I NON-CONF.	4- 9	245	0- 0	125	335	252	252	5	5	
TOTALS	RPI 1-25	RPI 26-50	W-L RECORDS	RPI 51-100	RPI 101-150	RPI 150+				
4- 22	0- 5	0- 2	OVERALL	0- 4	1- 6	3- 5				
3- 11	0- 2	0- 2	HOME	0- 1	1- 3	2- 3				
1- 9	0- 3	0- 0	AWAY	0- 3	0- 2	1- 1				
0- 2	0- 0	0- 0	NEUTRAL	0- 0	0- 1	0- 1				
4- 9	0- 1	0- 0	NON-CONFERENCE	0- 2	1- 1	3- 5				
3- 4	0- 1	0- 0	HOME	0- 0	1- 0	2- 3				
1- 3	0- 0	0- 0	AWAY	0- 2	0- 0	1- 1				
0- 2	0- 0	0- 0	NEUTRAL	0- 0	0- 1	0- 1				
0- 13	0- 4	0- 2	CONFERENCE	0- 2	0- 5	0- 0				
0- 7	0- 1	0- 2	HOME	0- 1	0- 3	0- 0				
0- 6	0- 3	0- 0	AWAY	0- 1	0- 2	0- 0				
0- 0	0- 0	0- 0	NEUTRAL	0- 0	0- 0	0- 0				

RPI 1-25				RPI 26-50				RPI 51-100				RPI 101+ Team's RPI: 249			
RPI	S	Opponent	Score	RPI	S	Opponent	Score	RPI	S	Opponent	Score	RPI	S	Opponent	Score
2	H	South Carolina	41 67	28	H	Miami (FL)	49 83	64	A	Oregon	56 69	114	H	Wake Forest	45 55
13	A	Florida St.	56 75	45	H	Duke	43 72	78	A	Maine	42 75	116	H	Boston College	64 67
13	H	Florida St.	40 85					85	A	Georgia Tech	48 77	117	A	North Carolina	56 72
16	A	Syracuse	62 83					85	H	Georgia Tech	63 76	120	H	Pittsburgh	56 59
18	A	Louisville	33 75									121	A	Virginia Tech	49 79
												124	H	UNC Asheville	67 49
												140	N	Buffalo	51 61
												206	N	Butler	50 54
												212	H	William & Mary	41 58
												219	A	Furman	49 70
												276	A	Tennessee Tech	71 53
												293	H	Florida A&M	68 77
												296	H	Coastal Caro.	47 63
												305	H	South Carolina St.	63 54
												316	H	Charleston So.	43 36
LAST 12 Division I GAMES:															
116	H	Boston College	64 67	18	A	Louisville	33 75								
85	A	Georgia Tech	48 77	85	H	Georgia Tech	63 76								
114	H	Wake Forest	45 55	45	H	Duke	43 72								
13	A	Florida St.	56 75	121	A	Virginia Tech	49 79								
16	A	Syracuse	62 83	13	H	Florida St.	40 85								
120	H	Pittsburgh	56 59	28	H	Miami (FL)	49 83								

Non-Div I Games:

Clemson

■ Loss,
■ Non-Conf, S Site,
■ Home
■ Away
N Neutral

Average RPI Win:	236	WON-LOST	WINNING	LAST 10	STRENGTH OF	OPP. STRENGTH	TEAM	ADJ.	CONF.	ADJ CONF.
Average RPI Loss:	163	RECORD	PCT. RANK	GAMES	SCHEDULE	OF SCHEDULE	RPI	RPI	RPI	RPI
DIV. I ONLY	5- 18	308	1- 4	176	196	292	292	14	14	
DIV. I NON-CONF.	3- 7	248	0- 1	320	251	319	319	16	16	
TOTALS	RPI 1-25	RPI 26-50	W-L RECORDS	RPI 51-100	RPI 101-150	RPI 150+				
5- 18	0- 2	0- 0	OVERALL	0- 3	1- 3	4- 10				
4- 7	0- 1	0- 0	HOME	0- 2	1- 1	3- 3				
1- 9	0- 1	0- 0	AWAY	0- 0	0- 2	1- 6				
0- 2	0- 0	0- 0	NEUTRAL	0- 1	0- 0	0- 1				
3- 7	0- 0	0- 0	NON-CONFERENCE	0- 2	0- 2	3- 3				
2- 2	0- 0	0- 0	HOME	0- 1	0- 0	2- 1				
1- 3	0- 0	0- 0	AWAY	0- 0	0- 2	1- 1				
0- 2	0- 0	0- 0	NEUTRAL	0- 1	0- 0	0- 1				
2- 11	0- 2	0- 0	CONFERENCE	0- 1	1- 1	1- 7				
2- 5	0- 1	0- 0	HOME	0- 1	1- 1	1- 2				
0- 6	0- 1	0- 0	AWAY	0- 0	0- 0	0- 5				
0- 0	0- 0	0- 0	NEUTRAL	0- 0	0- 0	0- 0				

RPI 1-25				RPI 26-50				RPI 51-100				RPI 101+ Team's RPI: 292			
RPI	S	Opponent	Score	RPI	S	Opponent	Score	RPI	S	Opponent	Score	RPI	S	Opponent	Score
23	A	Green Bay	53 71					59	N	Saint Louis	65 76	102	A	Belmont	58 76
23	H	Green Bay	45 66					86	H	Bucknell	57 59	106	H	Youngstown St.	75 68
								90	H	Wright St.	65 93	112	A	Toledo	53 66
												146	H	Northern Ky.	51 83
												176	A	Detroit	68 82
												176	H	Detroit	60 66
												181	A	Milwaukee	58 59
												181	H	Milwaukee	46 62
												203	A	Oakland	69 79
												203	H	Oakland	88 75
												213	A	Ill.-Chicago	62 80
												242	A	Valparaiso	59 66
												260	H	Bowling Green	69 48
												289	N	UNCG	51 55
												294	H	FIU	64 57
												307	A	Niagara	72 73
												315	A	Kent St.	60 49
												330	H	Evansville	63 72
LAST 12 Division I GAMES:															
289	N	UNCG	51 55	146	H	Northern Ky.	51 83								
23	A	Green Bay	53 71	213	A	Ill.-Chicago	62 80								
181	A	Milwaukee	58 59	242	A	Valparaiso	59 66								
203	H	Oakland	88 75	106	H	Youngstown St.	75 68								
176	H	Detroit	60 66	181	H	Milwaukee	46 62								
90	H	Wright St.	65 93	23	H	Green Bay	45 66								

Non-Div I Games:

Cleveland St.

■ Loss,
 ■ Non-Conf,
 ■ S Site,
 ■ H Home
 ■ A Away
 N Neutral

Average RPI Win:	274	WON-LOST	WINNING	LAST 10	STRENGTH OF	OPP. STRENGTH	TEAM	ADJ.	CONF.	ADJ CONF.
Average RPI Loss:	206	RECORD	PCT. RANK	GAMES	SCHEDULE	OF SCHEDULE	RPI	RPI	RPI	RPI
DIV. I ONLY	6- 15	278	3- 7	275	325	296	296	28	28	
DIV. I NON-CONF.	2- 4	234	0- 0	273	255	268	268	29	29	
TOTALS	RPI 1-25	RPI 26-50	W-L RECORDS	RPI 51-100	RPI 101-150	RPI 150+				
6- 15	0- 0	0- 0	OVERALL	0- 2	0- 3	6- 10				
3- 5	0- 0	0- 0	HOME	0- 1	0- 1	3- 3				
3- 7	0- 0	0- 0	AWAY	0- 0	0- 1	3- 6				
0- 3	0- 0	0- 0	NEUTRAL	0- 1	0- 1	0- 1				
2- 4	0- 0	0- 0	NON-CONFERENCE	0- 1	0- 1	2- 2				
1- 0	0- 0	0- 0	HOME	0- 0	0- 0	1- 0				
1- 1	0- 0	0- 0	AWAY	0- 0	0- 0	1- 1				
0- 3	0- 0	0- 0	NEUTRAL	0- 1	0- 1	0- 1				
4- 11	0- 0	0- 0	CONFERENCE	0- 1	0- 2	4- 8				
2- 5	0- 0	0- 0	HOME	0- 1	0- 1	2- 3				
2- 6	0- 0	0- 0	AWAY	0- 0	0- 1	2- 5				
0- 0	0- 0	0- 0	NEUTRAL	0- 0	0- 0	0- 0				

RPI S	Opponent	Score	RPI S	Opponent	Score	RPI S	Opponent	Score	RPI S	Opponent	Score	Team's RPI: 296
						71 N	Hofstra	40 82	114 N	Wake Forest	52 81	
						98 H	Liberty	63 65	124 A	UNC Asheville	69 77	
									124 H	UNC Asheville	52 63	
									200 A	Radford	45 61	
									200 H	Radford	36 49	
									205 A	Gardner-Webb	59 56	
									222 A	Presbyterian	42 66	
									238 N	Sacred Heart	62 71	
									247 A	High Point	52 53	
									247 H	High Point	79 53	
									249 A	Clemson	63 47	
									264 A	Saint Francis (PA)	74 106	
									279 A	Campbell	52 73	
									279 H	Campbell	70 83	
									309 H	Wofford	83 69	
									312 A	Winthrop	43 52	
									316 A	Charleston So.	73 62	
									316 H	Charleston So.	61 40	
									323 H	Longwood	48 56	
LAST 12 Division I GAMES:												
			316 H	Charleston So.	61 40		222 A	Presbyterian	42 66			
			312 A	Winthrop	43 52		98 H	Liberty	63 65			
			247 H	High Point	79 53		316 A	Charleston So.	73 62			
			124 A	UNC Asheville	69 77		247 A	High Point	52 53			
			200 H	Radford	36 49		323 H	Longwood	48 56			
			279 A	Campbell	52 73		205 A	Gardner-Webb	59 56			

Non-Div I Games: Allen 86 45 Warren Wilson 100 49 Mid-Atlantic Christ105 15

Coastal Caro.

Loss, Non-Conf, S Site, H Home A Away N Neutral

Average RPI Win:	245	WON-LOST	WINNING	LAST 10	STRENGTH OF	OPP. STRENGTH	TEAM	ADJ.	CONF.	ADJ CONF.
Average RPI Loss:	113	RECORD	PCT. RANK	GAMES	SCHEDULE	OF SCHEDULE	RPI	RPI	RPI	RPI
DIV. I ONLY	9- 15	247	4- 6	138	175	216	216	13	13	
DIV. I NON-CONF.	5- 6	180	0- 0	112	265	178	178	12	12	
TOTALS	RPI 1-25	RPI 26-50	W-L RECORDS	RPI 51-100	RPI 101-150	RPI 150+				
9- 15	0- 1	0- 2	OVERALL	1- 5	0- 3	8- 4				
6- 6	0- 1	0- 1	HOME	1- 2	0- 0	5- 2				
3- 9	0- 0	0- 1	AWAY	0- 3	0- 3	3- 2				
0- 0	0- 0	0- 0	NEUTRAL	0- 0	0- 0	0- 0				
5- 6	0- 1	0- 1	NON-CONFERENCE	0- 1	0- 3	5- 0				
4- 2	0- 1	0- 1	HOME	0- 0	0- 0	4- 0				
1- 4	0- 0	0- 0	AWAY	0- 1	0- 3	1- 0				
0- 0	0- 0	0- 0	NEUTRAL	0- 0	0- 0	0- 0				
4- 9	0- 0	0- 1	CONFERENCE	1- 4	0- 0	3- 4				
2- 4	0- 0	0- 0	HOME	1- 2	0- 0	1- 2				
2- 5	0- 0	0- 1	AWAY	0- 2	0- 0	2- 2				
0- 0	0- 0	0- 0	NEUTRAL	0- 0	0- 0	0- 0				

RPI 1-25				RPI 26-50				RPI 51-100				RPI 101+				Team's RPI: 216	
RPI	S	Opponent	Score	RPI	S	Opponent	Score	RPI	S	Opponent	Score	RPI	S	Opponent	Score		
18	H	Louisville	67 71	36	A	James Madison	61 83	71	H	Hofstra	58 62	113	A	Mercer	58 66		
				50	H	Western Ky.	44 78	83	A	Charlotte	61 89	121	A	Virginia Tech	47 81		
								84	A	Elon	41 52	148	A	Boise St.	38 61		
								84	H	Elon	38 54	160	H	Northeastern	49 52		
								93	A	Drexel	54 66	179	A	Delaware	55 72		
								93	H	Drexel	49 46	179	H	Delaware	47 63		
												199	A	Weber St.	50 42		
												212	A	William & Mary	55 51		
												253	A	UNCW	64 53		
												266	H	Appalachian St.	60 50		
												270	H	Houston	55 48		
												282	A	Towson	51 62		
												282	H	Towson	67 55		
												312	H	Winthrop	77 63		
												316	H	Charleston So.	81 66		
LAST 12 Division I GAMES:																	
				84	H	Elon	38 54	212	A	William & Mary	55 51						
				282	A	Towson	51 62	84	A	Elon	41 52						
				179	A	Delaware	55 72	253	A	UNCW	64 53						
				93	H	Drexel	49 46	179	H	Delaware	47 63						
				160	H	Northeastern	49 52	71	H	Hofstra	58 62						
				282	H	Towson	67 55	36	A	James Madison	61 83						

Col. of Charleston

Loss, Non-Conf, S Site, H Home A Away N Neutral

Average RPI Win: 305	WON-LOST	WINNING	LAST 10	STRENGTH OF	OPP. STRENGTH	TEAM	ADJ.	CONF.	ADJ CONF.
Average RPI Loss: 177	RECORD	PCT. RANK	GAMES	SCHEDULE	OF SCHEDULE	RPI	RPI	RPI	RPI
DIV. I ONLY	4- 20	321	1- 9	196	264	302	302	27	27
DIV. I NON-CONF.	2- 8	290	0- 0	121	180	256	256	28	28
TOTALS	RPI 1-25	RPI 26-50	W-L RECORDS	RPI 51-100	RPI 101-150	RPI 150+			
4- 20	0- 2	0- 1	OVERALL	0- 5	0- 0	4- 12			
1- 11	0- 1	0- 1	HOME	0- 3	0- 0	1- 6			
3- 9	0- 1	0- 0	AWAY	0- 2	0- 0	3- 6			
0- 0	0- 0	0- 0	NEUTRAL	0- 0	0- 0	0- 0			
2- 8	0- 2	0- 1	NON-CONFERENCE	0- 1	0- 0	2- 4			
1- 4	0- 1	0- 1	HOME	0- 1	0- 0	1- 1			
1- 4	0- 1	0- 0	AWAY	0- 0	0- 0	1- 3			
0- 0	0- 0	0- 0	NEUTRAL	0- 0	0- 0	0- 0			
2- 12	0- 0	0- 0	CONFERENCE	0- 4	0- 0	2- 8			
0- 7	0- 0	0- 0	HOME	0- 2	0- 0	0- 5			
2- 5	0- 0	0- 0	AWAY	0- 2	0- 0	2- 3			
0- 0	0- 0	0- 0	NEUTRAL	0- 0	0- 0	0- 0			

RPI 1-25				RPI 26-50				RPI 51-100				RPI 101+ Team's RPI: 302			
RPI	S	Opponent	Score	RPI	S	Opponent	Score	RPI	S	Opponent	Score	RPI	S	Opponent	Score
3	H	UConn	50 94	34	H	St. Bonaventure	38 62	70	A	Army West Point	55 67	169	A	Cornell	60 73
22	A	DePaul	46 96					70	H	Army West Point	55 78	220	H	Siena	52 50
								86	A	Bucknell	60 79	233	A	Navy	41 51
								86	H	Bucknell	51 71	233	H	Navy	58 62
								99	H	Gonzaga	50 80	235	A	Binghamton	56 63
												244	A	Holy Cross	61 70
												244	H	Holy Cross	71 80
												250	H	Loyola Maryland	49 65
												265	A	American	56 64
												265	H	American	37 49
												268	H	Monmouth	80 86
												315	A	Kent St.	71 76
												325	A	LIU Brooklyn	63 53
												326	A	Lafayette	72 59
												347	A	Boston U.	72 63
												347	H	Boston U.	58 71
LAST 12 Division I GAMES:															
347	H	Boston U.	58 71	250	H	Loyola Maryland	49 65								
86	A	Bucknell	60 79	347	A	Boston U.	72 63								
70	H	Army West Point	55 78	86	H	Bucknell	51 71								
233	H	Navy	58 62	70	A	Army West Point	55 67								
244	A	Holy Cross	61 70	233	A	Navy	41 51								
265	A	American	56 64	244	H	Holy Cross	71 80								

Non-Div I Games:

Colgate

■ Loss,
 ■ Non-Conf, S Site,
 ■ Home
 ■ Away
 N Neutral

Average RPI Win:	196	WON-LOST	WINNING	LAST 10	STRENGTH OF	OPP. STRENGTH	TEAM	ADJ.	CONF.	ADJ CONF.
Average RPI Loss:	56	RECORD	PCT. RANK	GAMES	SCHEDULE	OF SCHEDULE	RPI	RPI	RPI	RPI
DIV. I ONLY	6- 20	304	1- 9	7	23	177	177	1	1	
DIV. I NON-CONF.	5- 6	180	0- 0	65	126	163	163	1	1	
TOTALS	RPI 1-25	RPI 26-50	W-L RECORDS	RPI 51-100	RPI 101-150	RPI 150+				
6- 20	0- 8	1- 3	OVERALL	0- 6	0- 2	5- 1				
6- 9	0- 4	1- 2	HOME	0- 3	0- 0	5- 0				
0- 11	0- 4	0- 1	AWAY	0- 3	0- 2	0- 1				
0- 0	0- 0	0- 0	NEUTRAL	0- 0	0- 0	0- 0				
5- 6	0- 2	0- 2	NON-CONFERENCE	0- 0	0- 1	5- 1				
5- 2	0- 1	0- 1	HOME	0- 0	0- 0	5- 0				
0- 4	0- 1	0- 1	AWAY	0- 0	0- 1	0- 1				
0- 0	0- 0	0- 0	NEUTRAL	0- 0	0- 0	0- 0				
1- 14	0- 6	1- 1	CONFERENCE	0- 6	0- 1	0- 0				
1- 7	0- 3	1- 1	HOME	0- 3	0- 0	0- 0				
0- 7	0- 3	0- 0	AWAY	0- 3	0- 1	0- 0				
0- 0	0- 0	0- 0	NEUTRAL	0- 0	0- 0	0- 0				

RPI 1-25				RPI 26-50				RPI 51-100				RPI 101+ Team's RPI: 177			
RPI	S	Opponent	Score	RPI	S	Opponent	Score	RPI	S	Opponent	Score	RPI	S	Opponent	Score
7	H	UCLA	64 82	30	H	Washington	74 76	64	A	Oregon	70 77	119	A	Arizona	52 63
8	A	Oregon St.	50 73	35	H	Missouri	75 79	64	H	Oregon	46 59	143	A	Long Beach St.	42 59
8	H	Oregon St.	47 61	40	H	Southern California	66 63	72	A	Utah	55 71	164	H	Northern Colo.	63 41
9	A	Arizona St.	37 64	46	A	Colorado St.	63 64	72	H	Utah	68 76	222	H	Presbyterian	72 60
10	A	Stanford	56 71					73	H	Washington St.	66 74	232	H	Massachusetts	90 63
10	H	Stanford	49 80					82	A	California	35 64	239	H	Loyola Marymount	92 81
14	A	Kentucky	61 86									241	A	Wyoming	68 77
20	H	Florida	61 83									277	H	Northern Ariz.	90 66
LAST 12 Division I GAMES:															
10	H	Stanford	49 80	7	H	UCLA	64 82								
64	A	Oregon	70 77	8	H	Oregon St.	47 61								
8	A	Oregon St.	50 73	64	H	Oregon	46 59								
72	H	Utah	68 76	119	A	Arizona	52 63								
72	A	Utah	55 71	9	A	Arizona St.	37 64								
40	H	Southern California	66 63	10	A	Stanford	56 71								

Non-Div I Games:

Colorado

■ Loss,
 ■ Non-Conf, S Site,
 ■ Home
 ■ Away
 N Neutral

Average RPI Win:	215	WON-LOST	WINNING	LAST 10	STRENGTH OF	OPP. STRENGTH	TEAM	ADJ.	CONF.	ADJ CONF.
Average RPI Loss:	32	RECORD	PCT. RANK	GAMES	SCHEDULE	OF SCHEDULE	RPI	RPI	RPI	RPI
DIV. I ONLY	21- 1	5	10- 0	238	191	46	46	19	19	
DIV. I NON-CONF.	8- 1	23	0- 0	203	147	41	41	20	20	
TOTALS	RPI 1-25	RPI 26-50	W-L RECORDS	RPI 51-100	RPI 101-150	RPI 150+				
21- 1	1- 0	0- 1	OVERALL	0- 0	2- 0	18- 0				
11- 0	1- 0	0- 0	HOME	0- 0	1- 0	9- 0				
9- 1	0- 0	0- 1	AWAY	0- 0	1- 0	8- 0				
1- 0	0- 0	0- 0	NEUTRAL	0- 0	0- 0	1- 0				
8- 1	1- 0	0- 1	NON-CONFERENCE	0- 0	0- 0	7- 0				
4- 0	1- 0	0- 0	HOME	0- 0	0- 0	3- 0				
3- 1	0- 0	0- 1	AWAY	0- 0	0- 0	3- 0				
1- 0	0- 0	0- 0	NEUTRAL	0- 0	0- 0	1- 0				
13- 0	0- 0	0- 0	CONFERENCE	0- 0	2- 0	11- 0				
7- 0	0- 0	0- 0	HOME	0- 0	1- 0	6- 0				
6- 0	0- 0	0- 0	AWAY	0- 0	1- 0	5- 0				
0- 0	0- 0	0- 0	NEUTRAL	0- 0	0- 0	0- 0				

RPI 1-25				RPI 26-50				Team's RPI: 46	RPI 51-100				RPI 101+			
RPI	S	Opponent	Score	RPI	S	Opponent	Score		RPI	S	Opponent	Score	RPI	S	Opponent	Score
11	H	BYU	61 55	32	A	Penn	48 49						148	A	Boise St.	83 51
													148	H	Boise St.	68 64
													164	A	Northern Colo.	62 46
													177	H	Colorado	64 63
													186	A	San Jose St.	80 78
													186	H	San Jose St.	76 54
													190	A	UNLV	64 56
													190	H	UNLV	83 52
													201	A	Utah St.	69 49
													201	H	Utah St.	91 64
													214	H	Montana	75 43
													227	N	Morgan St.	54 36
													233	A	Navy	82 73
													241	H	Wyoming	63 42
													251	A	San Diego St.	60 57
													251	H	San Diego St.	70 54
													301	A	Denver	74 46
													324	H	Incarinate Word	60 37
													331	A	Nevada	64 37
													343	H	Air Force	71 47
LAST 12 Division I GAMES:																
201	H	Utah St.	91 64	186	A	San Jose St.	80 78									
190	H	UNLV	83 52	343	H	Air Force	71 47									
148	A	Boise St.	83 51	201	A	Utah St.	69 49									
331	A	Nevada	64 37	251	A	San Diego St.	60 57									
251	H	San Diego St.	70 54	186	H	San Jose St.	76 54									
241	H	Wyoming	63 42	190	A	UNLV	64 56									

Non-Div I Games: Okla. Panhandle 90 45 Western St. 84 42

Colorado St.

Loss, Non-Conf, S Site, H Home A Away N Neutral

Average RPI Win:	273	WON-LOST	WINNING	LAST 10	STRENGTH OF	OPP. STRENGTH	TEAM	ADJ.	CONF.	ADJ CONF.
Average RPI Loss:	128	RECORD	PCT. RANK	GAMES	SCHEDULE	OF SCHEDULE	RPI	RPI	RPI	RPI
DIV. I ONLY	11- 12	185	2- 8	245	221	228	228	10	10	
DIV. I NON-CONF.	10- 4	86	2- 0	312	322	171	171	11	11	
TOTALS	RPI 1-25	RPI 26-50	W-L RECORDS	RPI 51-100	RPI 101-150	RPI 150+				
11- 12	0- 1	0- 2	OVERALL	0- 0	0- 4	11- 5				
7- 5	0- 0	0- 0	HOME	0- 0	0- 2	7- 3				
4- 6	0- 1	0- 2	AWAY	0- 0	0- 1	4- 2				
0- 1	0- 0	0- 0	NEUTRAL	0- 0	0- 1	0- 0				
10- 4	0- 1	0- 0	NON-CONFERENCE	0- 0	0- 2	10- 1				
6- 1	0- 0	0- 0	HOME	0- 0	0- 1	6- 0				
4- 2	0- 1	0- 0	AWAY	0- 0	0- 0	4- 1				
0- 1	0- 0	0- 0	NEUTRAL	0- 0	0- 1	0- 0				
1- 8	0- 0	0- 2	CONFERENCE	0- 0	0- 2	1- 4				
1- 4	0- 0	0- 0	HOME	0- 0	0- 1	1- 3				
0- 4	0- 0	0- 2	AWAY	0- 0	0- 1	0- 1				
0- 0	0- 0	0- 0	NEUTRAL	0- 0	0- 0	0- 0				

RPI 1-25				RPI 26-50				RPI 51-100				RPI 101+ Team's RPI: 228			
RPI	S	Opponent	Score	RPI	S	Opponent	Score	RPI	S	Opponent	Score	RPI	S	Opponent	Score
9	A	Arizona St.	49 70	32	A	Penn	51 71					111	A	Harvard	54 84
				41	A	Princeton	54 86					111	H	Harvard	66 69
												112	N	Toledo	75 88
												139	H	Stony Brook	71 79
												158	H	Yale	77 71
												162	A	UMBC	70 68
												169	A	Cornell	73 84
												169	H	Cornell	59 66
												202	A	Rhode Island	56 57
												204	H	Brown	63 73
												231	H	Dartmouth	73 76
												235	H	Binghamton	71 64
												250	H	Loyola Maryland	63 53
												264	H	Saint Francis (PA)	82 78
												290	H	Vermont	73 56
												310	A	Fairleigh Dickinson	87 83
												318	A	UMass Lowell	67 57
												325	A	LIU Brooklyn	84 74
												342	H	NJIT	72 52
												344	H	Wagner	67 48
LAST 12 Division I GAMES:															
111	A	Harvard	54 84	231	H	Dartmouth	73 76								
41	A	Princeton	54 86	169	A	Cornell	73 84								
32	A	Penn	51 71	169	H	Cornell	59 66								
204	H	Brown	63 73	342	H	NJIT	72 52								
158	H	Yale	77 71	310	A	Fairleigh Dickinson	87 83								
111	H	Harvard	66 69	344	H	Wagner	67 48								

Non-Div I Games: Central Penn 102 18

Columbia

■ Loss,
 ■ Non-Conf, S Site,
 ■ Home
 ■ Away
 N Neutral

Average RPI Win:	315	WON-LOST	WINNING	LAST 10	STRENGTH OF	OPP. STRENGTH	TEAM	ADJ.	CONF.	ADJ CONF.
Average RPI Loss:	165	RECORD	PCT. RANK	GAMES	SCHEDULE	OF SCHEDULE	RPI	RPI	RPI	RPI
DIV. I ONLY	9- 14	238	4- 6	301	305	273	273	31	31	
DIV. I NON-CONF.	3- 8	258	0- 0	84	110	186	186	30	30	
TOTALS	RPI 1-25	RPI 26-50	W-L RECORDS	RPI 51-100	RPI 101-150	RPI 150+				
9- 14	0- 1	0- 2	OVERALL	0- 3	0- 1	9- 7				
6- 2	0- 0	0- 0	HOME	0- 0	0- 0	6- 2				
2- 11	0- 1	0- 2	AWAY	0- 2	0- 1	2- 5				
1- 1	0- 0	0- 0	NEUTRAL	0- 1	0- 0	1- 0				
3- 8	0- 1	0- 2	NON-CONFERENCE	0- 3	0- 1	3- 1				
1- 1	0- 0	0- 0	HOME	0- 0	0- 0	1- 1				
1- 6	0- 1	0- 2	AWAY	0- 2	0- 1	1- 0				
1- 1	0- 0	0- 0	NEUTRAL	0- 1	0- 0	1- 0				
6- 6	0- 0	0- 0	CONFERENCE	0- 0	0- 0	6- 6				
5- 1	0- 0	0- 0	HOME	0- 0	0- 0	5- 1				
1- 5	0- 0	0- 0	AWAY	0- 0	0- 0	1- 5				
0- 0	0- 0	0- 0	NEUTRAL	0- 0	0- 0	0- 0				

RPI S	Opponent	Score	RPI S	Opponent	Score	RPI S	Opponent	Score	RPI S	Opponent	Score	Team's RPI: 273
16 A	Syracuse	56 88	28 A	Miami (FL)	59 78	52 N	Auburn	54 69	121 A	Virginia Tech	39 72	
			37 A	West Virginia	64 96	91 A	Virginia	40 75	162 H	UMBC	61 68	
						97 A	VCU	42 73	227 A	Morgan St.	51 72	
									248 H	N.C. A&T	65 59	
									255 A	Bethune-Cookman	56 69	
									282 A	Towson	81 69	
									293 A	Florida A&M	73 79	
									295 H	UMES	61 54	
									298 A	Savannah St.	55 57	
									305 A	South Carolina St.	63 67	
									326 N	Lafayette	64 57	
									327 A	Howard	83 67	
									327 H	Howard	69 71	
									329 H	Delaware St.	84 79	
									337 H	Mt. St. Mary's	66 55	
									346 H	Norfolk St.	69 44	
									349 H	N.C. Central	63 46	
LAST 12 Division I GAMES:												
329 H	Delaware St.	84 79	349 H	N.C. Central	63 46							
327 H	Howard	69 71	248 H	N.C. A&T	65 59							
298 A	Savannah St.	55 57	293 A	Florida A&M	73 79							
305 A	South Carolina St.	63 67	255 A	Bethune-Cookman	56 69							
227 A	Morgan St.	51 72	327 A	Howard	83 67							
295 H	UMES	61 54	346 H	Norfolk St.	69 44							

Non-Div I Games: Bowie St.

63 64

Coppin St.

■ Loss,
■ Non-Conf,
■ S Site,
■ Home
■ A Away
N Neutral

Average RPI Win: 249	WON-LOST	WINNING	LAST 10	STRENGTH OF	OPP. STRENGTH	TEAM	ADJ.	CONF.	ADJ CONF.
Average RPI Loss: 138	RECORD	PCT. RANK	GAMES	SCHEDULE	OF SCHEDULE	RPI	RPI	RPI	RPI
DIV. I ONLY	13- 10	133	6- 4	225	220	169	169	10	10
DIV. I NON-CONF.	8- 6	136	2- 1	296	301	206	206	11	11
TOTALS	RPI 1-25	RPI 26-50	W-L RECORDS	RPI 51-100	RPI 101-150	RPI 150+			
13- 10	0- 1	0- 2	OVERALL	0- 0	0- 4	13- 3			
10- 2	0- 0	0- 0	HOME	0- 0	0- 2	10- 0			
3- 8	0- 1	0- 2	AWAY	0- 0	0- 2	3- 3			
0- 0	0- 0	0- 0	NEUTRAL	0- 0	0- 0	0- 0			
8- 6	0- 1	0- 0	NON-CONFERENCE	0- 0	0- 3	8- 2			
6- 1	0- 0	0- 0	HOME	0- 0	0- 1	6- 0			
2- 5	0- 1	0- 0	AWAY	0- 0	0- 2	2- 2			
0- 0	0- 0	0- 0	NEUTRAL	0- 0	0- 0	0- 0			
5- 4	0- 0	0- 2	CONFERENCE	0- 0	0- 1	5- 1			
4- 1	0- 0	0- 0	HOME	0- 0	0- 1	4- 0			
1- 3	0- 0	0- 2	AWAY	0- 0	0- 0	1- 1			
0- 0	0- 0	0- 0	NEUTRAL	0- 0	0- 0	0- 0			

RPI 1-25				RPI 26-50				RPI 51-100				RPI 101+ Team's RPI: 169			
RPI	S	Opponent	Score	RPI	S	Opponent	Score	RPI	S	Opponent	Score	RPI	S	Opponent	Score
10	A	Stanford	38 93	32	A	Penn	50 65					111	H	Harvard	56 65
				41	A	Princeton	51 71					139	H	Stony Brook	49 58
												140	A	Buffalo	41 59
												142	A	Marshall	47 73
												158	H	Yale	74 63
												193	H	Fairfield	59 35
												204	H	Brown	85 70
												208	A	Hartford	50 53
												228	A	Columbia	66 59
												228	H	Columbia	84 73
												231	A	Dartmouth	52 60
												231	H	Dartmouth	71 58
												235	H	Binghamton	64 57
												240	A	Bryant	70 62
												264	H	Saint Francis (PA)	75 69
												282	H	Towson	88 60
												302	H	Colgate	73 60
												327	A	Howard	74 76
												329	H	Delaware St.	71 62
												340	A	Cal St. Fullerton	59 47
LAST 12 Division I GAMES:															
231	A	Dartmouth	52 60	111	H	Harvard	56 65								
32	A	Penn	50 65	228	H	Columbia	84 73								
41	A	Princeton	51 71	228	A	Columbia	66 59								
158	H	Yale	74 63	329	H	Delaware St.	71 62								
204	H	Brown	85 70	327	A	Howard	74 76								
231	H	Dartmouth	71 58	235	H	Binghamton	64 57								

Non-Div I Games:

Cornell

■ Loss,
 ■ Non-Conf, S Site,
 ■ Home
 ■ Away
 N Neutral

Creighton

Through Games Of Feb. 19, 2016

Average RPI Win:	169	WON-LOST	WINNING	LAST 10	STRENGTH OF	OPP. STRENGTH	TEAM	ADJ.	CONF.	ADJ CONF.
Average RPI Loss:	99	RECORD	PCT. RANK	GAMES	SCHEDULE	OF SCHEDULE	RPI	RPI	RPI	RPI
DIV. I ONLY	13- 14	178	5- 5	107	75	135	135	6	6	
DIV. I NON-CONF.	6- 6	160	0- 0	126	116	138	138	6	6	
TOTALS	RPI 1-25	RPI 26-50	W-L RECORDS	RPI 51-100	RPI 101-150	RPI 150+				
13- 14	0- 1	0- 2	OVERALL	3- 6	2- 3	8- 2				
8- 4	0- 0	0- 2	HOME	2- 2	2- 0	4- 0				
3- 9	0- 1	0- 0	AWAY	1- 4	0- 2	2- 2				
2- 1	0- 0	0- 0	NEUTRAL	0- 0	0- 1	2- 0				
6- 6	0- 0	0- 0	NON-CONFERENCE	0- 3	1- 2	5- 1				
3- 1	0- 0	0- 0	HOME	0- 1	1- 0	2- 0				
1- 4	0- 0	0- 0	AWAY	0- 2	0- 1	1- 1				
2- 1	0- 0	0- 0	NEUTRAL	0- 0	0- 1	2- 0				
7- 8	0- 1	0- 2	CONFERENCE	3- 3	1- 1	3- 1				
5- 3	0- 0	0- 2	HOME	2- 1	1- 0	2- 0				
2- 5	0- 1	0- 0	AWAY	1- 2	0- 1	1- 1				
0- 0	0- 0	0- 0	NEUTRAL	0- 0	0- 0	0- 0				

RPI S Opponent	Score	RPI S Opponent	Score	RPI S Opponent	Score	RPI S Opponent	Score	Team's RPI: 135
22 A DePaul	63 81	38 H St. John's (NY)	55 66	54 A Villanova	65 62	107 N Northwestern	52 75	
		39 H Seton Hall	82 86	54 H Villanova	53 48	108 H UNI	69 61	
				65 H South Dakota St.	51 53	109 A Drake	72 81	
				69 A Nebraska	63 65	145 A Xavier	55 57	
				72 A Utah	58 74	145 H Xavier	74 47	
				87 A Marquette	72 79	172 N East Carolina	91 66	
				87 H Marquette	83 81	178 H Marist	89 46	
				88 A Georgetown	57 69	184 N Eastern Wash.	66 60	
				88 H Georgetown	44 57	206 A Butler	52 42	
						206 H Butler	77 49	
						211 A Kansas	54 67	
						252 A Providence	59 61	
						252 H Providence	72 48	
						257 A Omaha	69 46	
						288 H Wichita St.	79 54	
LAST 12 Division I GAMES:								
87 H Marquette	83 81	87 A Marquette	72 79					
252 A Providence	59 61	22 A DePaul	63 81					
145 A Xavier	55 57	252 H Providence	72 48					
206 A Butler	52 42	206 H Butler	77 49					
88 H Georgetown	44 57	145 H Xavier	74 47					
54 H Villanova	53 48	54 A Villanova	65 62					

Non-Div I Games:

Creighton

Loss, Non-Conf, S Site, H Home A Away N Neutral

Average RPI Win:	232	WON-LOST	WINNING	LAST 10	STRENGTH OF	OPP. STRENGTH	TEAM	ADJ.	CONF.	ADJ CONF.
Average RPI Loss:	155	RECORD	PCT. RANK	GAMES	SCHEDULE	OF SCHEDULE	RPI	RPI	RPI	RPI
DIV. I ONLY	10- 15	232	6- 4	213	202	231	231	10	10	
DIV. I NON-CONF.	5- 11	244	2- 1	307	293	303	303	11	11	
TOTALS	RPI 1-25	RPI 26-50	W-L RECORDS	RPI 51-100	RPI 101-150	RPI 150+				
10- 15	0- 1	0- 2	OVERALL	0- 2	1- 2	9- 8				
3- 8	0- 0	0- 2	HOME	0- 1	0- 1	3- 4				
7- 5	0- 1	0- 0	AWAY	0- 1	1- 0	6- 3				
0- 2	0- 0	0- 0	NEUTRAL	0- 0	0- 1	0- 1				
5- 11	0- 1	0- 0	NON-CONFERENCE	0- 2	0- 1	5- 7				
2- 5	0- 0	0- 0	HOME	0- 1	0- 0	2- 4				
3- 4	0- 1	0- 0	AWAY	0- 1	0- 0	3- 2				
0- 2	0- 0	0- 0	NEUTRAL	0- 0	0- 1	0- 1				
5- 4	0- 0	0- 2	CONFERENCE	0- 0	1- 1	4- 1				
1- 3	0- 0	0- 2	HOME	0- 0	0- 1	1- 0				
4- 1	0- 0	0- 0	AWAY	0- 0	1- 0	3- 1				
0- 0	0- 0	0- 0	NEUTRAL	0- 0	0- 0	0- 0				

RPI S	Opponent	Score	RPI S	Opponent	Score	RPI S	Opponent	Score	RPI S	Opponent	Score	Team's RPI: 231
18	A Louisville	52 94	32	H Penn	41 56	78	H Maine	41 59	111	A Harvard	70 64	
			41	H Princeton	48 85	93	A Drexel	53 69	111	H Harvard	43 56	
									147	N Jacksonville	44 51	
									158	A Yale	68 63	
									165	N McNeese St.	56 78	
									169	A Cornell	58 71	
									169	H Cornell	60 52	
									202	H Rhode Island	41 57	
									203	A Oakland	60 78	
									204	A Brown	63 50	
									208	A Hartford	43 36	
									228	A Columbia	76 73	
									237	H New Hampshire	57 61	
									244	A Holy Cross	60 54	
									265	H American	41 45	
									267	A Central Conn. St.	55 59	
									290	H Vermont	54 56	
									307	H Niagara	60 47	
									342	A NJIT	46 39	
									347	H Boston U.	72 52	
LAST 12 Division I GAMES:												
169	H Cornell	60 52	228	A Columbia	76 73							
204	A Brown	63 50	111	A Harvard	70 64							
158	A Yale	68 63	111	H Harvard	43 56							
32	H Penn	41 56	342	A NJIT	46 39							
41	H Princeton	48 85	267	A Central Conn. St.	55 59							
169	A Cornell	58 71	244	A Holy Cross	60 54							

Non-Div I Games:

Dartmouth

■ Loss,
■ Non-Conf,
■ S Site,
■ H Home
■ A Away
N Neutral

RPI 1-25				RPI 26-50				RPI 51-100				RPI 101+				Team's RPI: 150	
RPI	S	Opponent	Score	RPI	S	Opponent	Score	RPI	S	Opponent	Score	RPI	S	Opponent	Score		
21	H	Duquesne	62 77	26	H	Michigan St.	44 73	59	A	Saint Louis	51 88	114	A	Wake Forest	58 77		
				29	H	George Washington	60 79	59	H	Saint Louis	50 79	144	H	ETSU	58 65		
				34	H	St. Bonaventure	47 59	60	A	Dayton	66 77	166	H	George Mason	68 63		
				36	A	James Madison	45 87	83	H	Charlotte	88 99	174	A	Fordham	40 51		
				47	A	North Carolina St.	42 58	97	A	VCU	56 50	174	H	Fordham	69 51		
												200	A	Radford	68 79		
												202	A	Rhode Island	62 78		
												207	A	Richmond	67 59		
												219	A	Furman	69 51		
												247	A	High Point	62 60		
												253	A	UNCW	77 50		
												260	N	Bowling Green	60 56		
												278	A	La Salle	66 58		
												305	H	South Carolina St.	63 51		
												306	H	Western Caro.	64 51		
LAST 12 Division I GAMES:																	
				59	A	Saint Louis	51 88	202	A	Rhode Island	62 78						
				207	A	Richmond	67 59	174	H	Fordham	69 51						
				21	H	Duquesne	62 77	97	A	VCU	56 50						
				166	H	George Mason	68 63	34	H	St. Bonaventure	47 59						
				60	A	Dayton	66 77	59	H	Saint Louis	50 79						
				29	H	George Washington	60 79	278	A	La Salle	66 58						

Non-Div I Games:

Average RPI Win: 136		WON-LOST	WINNING	LAST 10	STRENGTH OF	OPP. STRENGTH	TEAM	ADJ.	CONF.	ADJ CONF.
Average RPI Loss: 63		RECORD	PCT. RANK	GAMES	SCHEDULE	OF SCHEDULE	RPI	RPI	RPI	RPI
DIV. I ONLY		13- 11	146	5- 5	14	64	60	60	7	7
DIV. I NON-CONF.		7- 4	110	0- 0	9	11	22	22	8	8
TOTALS		RPI 1-25	RPI 26-50	W-L RECORDS		RPI 51-100	RPI 101-150	RPI 150+		
13- 11	1- 3	1- 3		OVERALL		2- 4	3- 0	6- 1		
6- 4	0- 0	1- 2		HOME		1- 2	1- 0	3- 0		
5- 6	0- 2	0- 1		AWAY		0- 2	2- 0	3- 1		
2- 1	1- 1	0- 0		NEUTRAL		1- 0	0- 0	0- 0		
7- 4	1- 2	1- 0		NON-CONFERENCE		2- 2	1- 0	2- 0		
4- 1	0- 0	1- 0		HOME		1- 1	0- 0	2- 0		
1- 2	0- 1	0- 0		AWAY		0- 1	1- 0	0- 0		
2- 1	1- 1	0- 0		NEUTRAL		1- 0	0- 0	0- 0		
6- 7	0- 1	0- 3		CONFERENCE		0- 2	2- 0	4- 1		
2- 3	0- 0	0- 2		HOME		0- 1	1- 0	1- 0		
4- 4	0- 1	0- 1		AWAY		0- 1	1- 0	3- 1		
0- 0	0- 0	0- 0		NEUTRAL		0- 0	0- 0	0- 0		

RPI S	Opponent	Score	RPI S	Opponent	Score	RPI S	Opponent	Score	RPI S	Opponent	Score
10 N	Stanford	66 74	29 A	George Washington	62 72	59 A	Saint Louis	56 70	104 A	Saint Joseph's	71 61
18 N	Louisville	79 66	29 H	George Washington	61 62	63 A	Purdue	58 61	112 A	Toledo	83 57
21 A	Duquesne	58 89	34 H	St. Bonaventure	54 59	75 H	Vanderbilt	81 56	150 H	Davidson	77 66
23 A	Green Bay	52 68	41 H	Princeton	85 81	78 N	Maine	58 37	158 H	Yale	81 75
						97 H	VCU	72 74	166 H	George Mason	81 58
						99 H	Gonzaga	47 57	173 H	Wisconsin	87 64
									202 A	Rhode Island	67 53
									207 A	Richmond	60 48
									232 A	Massachusetts	69 76
									278 A	La Salle	67 51
LAST 12 Division I GAMES:											
232 A	Massachusetts	69 76	104 A	Saint Joseph's	71 61						
29 A	George Washington	62 72	34 H	St. Bonaventure	54 59						
166 H	George Mason	81 58	59 A	Saint Louis	56 70						
202 A	Rhode Island	67 53	97 H	VCU	72 74						
150 H	Davidson	77 66	29 H	George Washington	61 62						
278 A	La Salle	67 51	207 A	Richmond	60 48						

Non-Div I Games:

Dayton

■ Loss,
■ Non-Conf,
■ S Site,
■ H Home
■ A Away
N Neutral

Average RPI Win: 139	WON-LOST	WINNING	LAST 10	STRENGTH OF	OPP. STRENGTH	TEAM	ADJ.	CONF.	ADJ CONF.
Average RPI Loss: 48	RECORD	PCT. RANK	GAMES	SCHEDULE	OF SCHEDULE	RPI	RPI	RPI	RPI
DIV. I ONLY	22- 7	48	6- 2	26	62	22	22	6	6
DIV. I NON-CONF.	8- 5	120	0- 1	13	36	46	46	6	6

TOTALS	RPI 1-25	RPI 26-50	W-L RECORDS	RPI 51-100	RPI 101-150	RPI 150+			
22- 7	1- 3	5- 1	OVERALL	4- 2	5- 0	7- 1			
13- 4	0- 1	3- 1	HOME	2- 1	3- 0	5- 1			
9- 3	1- 2	2- 0	AWAY	2- 1	2- 0	2- 0			
0- 0	0- 0	0- 0	NEUTRAL	0- 0	0- 0	0- 0			
8- 5	1- 3	2- 0	NON-CONFERENCE	0- 1	2- 0	3- 1			
6- 2	0- 1	2- 0	HOME	0- 0	1- 0	3- 1			
2- 3	1- 2	0- 0	AWAY	0- 1	1- 0	0- 0			
0- 0	0- 0	0- 0	NEUTRAL	0- 0	0- 0	0- 0			
14- 2	0- 0	3- 1	CONFERENCE	4- 1	3- 0	4- 0			
7- 2	0- 0	1- 1	HOME	2- 1	2- 0	2- 0			
7- 0	0- 0	2- 0	AWAY	2- 0	1- 0	2- 0			
0- 0	0- 0	0- 0	NEUTRAL	0- 0	0- 0	0- 0			

RPI 1-25				RPI 26-50				RPI 51-100				RPI 101+			
RPI	S	Opponent	Score	RPI	S	Opponent	Score	RPI	S	Opponent	Score	RPI	S	Opponent	Score
1	A	Notre Dame	90 95	34	H	St. Bonaventure	77 54	54	A	Villanova	75 47	107	A	Northwestern	77 64
3	H	UConn	70 86	38	A	St. John's (NY)	71 61	54	H	Villanova	60 64	133	H	Southern Ill.	105 61
4	A	Baylor	72 86	38	H	St. John's (NY)	77 71	65	A	South Dakota St.	79 88	135	H	Creighton	81 63
15	A	Texas A&M	80 66	39	A	Seton Hall	86 74	87	H	Marquette	91 86	145	A	Xavier	70 53
				39	H	Seton Hall	74 83	88	A	Georgetown	80 66	145	H	Xavier	82 52
				44	H	Indiana	84 69	88	H	Georgetown	75 53	168	H	Loyola Chicago	75 88
												206	A	Butler	61 54
												206	H	Butler	102 63
												252	A	Providence	91 68
												252	H	Providence	96 50
												302	H	Colgate	96 46
												313	H	Illinois St.	89 41
												336	H	Chicago St.	88 42
LAST 12 Division I GAMES:															
4	A	Baylor	72 86	38	H	St. John's (NY)	77 71								
252	A	Providence	91 68	39	H	Seton Hall	74 83								
206	H	Butler	102 63	252	H	Providence	96 50								
145	H	Xavier	82 52	135	H	Creighton	81 63								
88	A	Georgetown	80 66	145	A	Xavier	70 53								
54	A	Villanova	75 47	206	A	Butler	61 54								

Non-Div I Games:

DePaul

Delaware

Through Games Of Feb. 19, 2016

Average RPI Win:	239	WON-LOST	WINNING	LAST 10	STRENGTH OF	OPP. STRENGTH	TEAM	ADJ.	CONF.	ADJ CONF.
Average RPI Loss:	118	RECORD	PCT. RANK	GAMES	SCHEDULE	OF SCHEDULE	RPI	RPI	RPI	RPI
DIV. I ONLY	13- 12	165	5- 5	259	139	179	179	13	13	
DIV. I NON-CONF.	5- 6	180	0- 0	300	194	229	229	12	12	
TOTALS	RPI 1-25	RPI 26-50	W-L RECORDS	RPI 51-100	RPI 101-150	RPI 150+				
13- 12	0- 0	0- 1	OVERALL	0- 6	0- 0	13- 5				
7- 3	0- 0	0- 0	HOME	0- 2	0- 0	7- 1				
5- 8	0- 0	0- 1	AWAY	0- 4	0- 0	5- 3				
1- 1	0- 0	0- 0	NEUTRAL	0- 0	0- 0	1- 1				
5- 6	0- 0	0- 0	NON-CONFERENCE	0- 2	0- 0	5- 4				
2- 1	0- 0	0- 0	HOME	0- 0	0- 0	2- 1				
2- 4	0- 0	0- 0	AWAY	0- 2	0- 0	2- 2				
1- 1	0- 0	0- 0	NEUTRAL	0- 0	0- 0	1- 1				
8- 6	0- 0	0- 1	CONFERENCE	0- 4	0- 0	8- 1				
5- 2	0- 0	0- 0	HOME	0- 2	0- 0	5- 0				
3- 4	0- 0	0- 1	AWAY	0- 2	0- 0	3- 1				
0- 0	0- 0	0- 0	NEUTRAL	0- 0	0- 0	0- 0				

RPI S	Opponent	Score	RPI S	Opponent	Score	RPI S	Opponent	Score	RPI S	Opponent	Score	Team's RPI: 179
36	A James Madison	55 75	71	A Hofstra	49 58	160	A Northeastern	54 57				
			84	H Elon	64 66	160	H Northeastern	59 52				
			86	A Bucknell	51 80	166	A George Mason	83 90				
			88	A Georgetown	50 61	172	H East Carolina	58 68				
			93	A Drexel	43 47	173	N Wisconsin	52 54				
			93	H Drexel	53 54	174	A Fordham	55 48				
						178	A Marist	56 50				
						196	A Robert Morris	50 53				
						212	A William & Mary	69 53				
						212	H William & Mary	67 63				
						216	A Col. of Charleston	63 47				
						216	H Col. of Charleston	72 55				
						253	H UNCW	67 59				
						282	A Towson	66 62				
						282	H Towson	69 64				
						290	H Vermont	71 60				
						308	N North Dakota St.	62 50				
						326	H Lafayette	67 47				
LAST 12 Division I GAMES:												
160	A Northeastern	54 57	36	A James Madison	55 75							
212	A William & Mary	69 53	212	H William & Mary	67 63							
216	H Col. of Charleston	72 55	93	H Drexel	53 54							
84	H Elon	64 66	282	H Towson	69 64							
282	A Towson	66 62	216	A Col. of Charleston	63 47							
93	A Drexel	43 47	160	H Northeastern	59 52							

Non-Div I Games:

Delaware

Loss, Non-Conf, S Site, H Home A Away N Neutral

Average RPI Win:	316	WON-LOST	WINNING	LAST 10	STRENGTH OF	OPP. STRENGTH	TEAM	ADJ.	CONF.	ADJ CONF.
Average RPI Loss:	206	RECORD	PCT. RANK	GAMES	SCHEDULE	OF SCHEDULE	RPI	RPI	RPI	RPI
DIV. I ONLY	7- 17	276	4- 6	315	334	329	329	31	31	
DIV. I NON-CONF.	3- 10	277	0- 1	250	263	310	310	30	30	
TOTALS	RPI 1-25	RPI 26-50	W-L RECORDS	RPI 51-100	RPI 101-150	RPI 150+				
7- 17	0- 0	0- 1	OVERALL	0- 2	0- 1	7- 13				
5- 6	0- 0	0- 0	HOME	0- 1	0- 0	5- 5				
1- 11	0- 0	0- 1	AWAY	0- 1	0- 1	1- 8				
1- 0	0- 0	0- 0	NEUTRAL	0- 0	0- 0	1- 0				
3- 10	0- 0	0- 1	NON-CONFERENCE	0- 2	0- 1	3- 6				
2- 4	0- 0	0- 0	HOME	0- 1	0- 0	2- 3				
0- 6	0- 0	0- 1	AWAY	0- 1	0- 1	0- 3				
1- 0	0- 0	0- 0	NEUTRAL	0- 0	0- 0	1- 0				
4- 7	0- 0	0- 0	CONFERENCE	0- 0	0- 0	4- 7				
3- 2	0- 0	0- 0	HOME	0- 0	0- 0	3- 2				
1- 5	0- 0	0- 0	AWAY	0- 0	0- 0	1- 5				
0- 0	0- 0	0- 0	NEUTRAL	0- 0	0- 0	0- 0				

RPI S	Opponent	Score	RPI S	Opponent	Score	RPI S	Opponent	Score	RPI S	Opponent	Score	Team's RPI: 329
37	A West Virginia	34 77	67	A Temple	59 100	120	A Pittsburgh	43 77				
			71	H Hofstra	49 66	169	A Cornell	62 71				
						174	A Fordham	58 74				
						191	A Fla. Atlantic	55 83				
						212	H William & Mary	59 65				
						223	H Lehigh	49 83				
						227	A Morgan St.	49 56				
						248	H N.C. A&T	64 84				
						255	A Bethune-Cookman	35 66				
						266	N Appalachian St.	76 69				
						273	A Coppin St.	79 84				
						293	A Florida A&M	56 86				
						295	H UMES	61 70				
						298	A Savannah St.	67 59				
						305	A South Carolina St.	48 61				
						305	H South Carolina St.	79 61				
						323	H Longwood	88 63				
						327	H Howard	87 86				
						337	H Mt. St. Mary's	41 54				
						344	H Wagner	66 44				
						349	H N.C. Central	66 56				
LAST 12 Division I GAMES:												
273	A Coppin St.	79 84	349	H N.C. Central	66 56							
295	H UMES	61 70	298	A Savannah St.	67 59							
293	A Florida A&M	56 86	305	A South Carolina St.	48 61							
255	A Bethune-Cookman	35 66	327	H Howard	87 86							
305	H South Carolina St.	79 61	227	A Morgan St.	49 56							
248	H N.C. A&T	64 84	169	A Cornell	62 71							

Non-Div I Games:

Delaware St.

■ Loss,
 ■ Non-Conf,
 ■ S Site,
 ■ H Home
 ■ A Away
 N Neutral

Average RPI Win:	287	WON-LOST	WINNING	LAST 10	STRENGTH OF	OPP. STRENGTH	TEAM	ADJ.	CONF.	ADJ CONF.
Average RPI Loss:	168	RECORD	PCT. RANK	GAMES	SCHEDULE	OF SCHEDULE	RPI	RPI	RPI	RPI
DIV. I ONLY	4- 23	333	0- 10	155	271	301	301	18	18	
DIV. I NON-CONF.	2- 11	306	0- 0	178	318	284	284	19	19	
TOTALS	RPI 1-25	RPI 26-50	W-L RECORDS	RPI 51-100	RPI 101-150	RPI 150+				
4- 23	0- 1	0- 1	OVERALL	0- 4	0- 3	4- 14				
2- 11	0- 0	0- 1	HOME	0- 2	0- 2	2- 6				
2- 10	0- 0	0- 0	AWAY	0- 0	0- 0	2- 1				
0- 2	0- 1	0- 0	NEUTRAL	0- 0	0- 0	0- 1				
2- 11	0- 1	0- 1	NON-CONFERENCE	0- 0	0- 1	2- 8				
0- 6	0- 0	0- 1	HOME	0- 0	0- 1	0- 4				
2- 3	0- 0	0- 0	AWAY	0- 0	0- 0	2- 3				
0- 2	0- 1	0- 0	NEUTRAL	0- 0	0- 0	0- 1				
2- 12	0- 0	0- 0	CONFERENCE	0- 4	0- 2	2- 6				
2- 5	0- 0	0- 0	HOME	0- 2	0- 1	2- 2				
0- 7	0- 0	0- 0	AWAY	0- 2	0- 1	0- 4				
0- 0	0- 0	0- 0	NEUTRAL	0- 0	0- 0	0- 0				

RPI 1-25				RPI 26-50				RPI 51-100				RPI 101+				Team's RPI: 301	
RPI	S	Opponent	Score	RPI	S	Opponent	Score	RPI	S	Opponent	Score	RPI	S	Opponent	Score		
1	N	Notre Dame	52 94	46	H	Colorado St.	46 74	65	A	South Dakota St.	52 80	126	A	IUPUI	75 81		
								65	H	South Dakota St.	39 76	126	H	IUPUI	54 67		
								76	A	South Dakota	60 85	143	H	Long Beach St.	41 48		
								76	H	South Dakota	33 79	155	A	Oral Roberts	33 65		
												155	H	Oral Roberts	56 59		
												164	H	Northern Colo.	51 60		
												175	N	Louisiana Tech	53 58		
												181	A	Milwaukee	56 49		
												199	H	Weber St.	49 61		
												213	H	Ill.-Chicago	46 56		
												221	A	Western Ill.	60 63		
												221	H	Western Ill.	69 80		
												241	H	Wyoming	64 75		
												257	A	Omaha	55 67		
												262	A	Seattle	51 59		
												269	A	Pepperdine	60 64		
												299	A	UMKC	58 68		
												308	H	North Dakota St.	64 53		
												317	A	IPFW	49 61		
												317	H	IPFW	53 50		
												343	A	Air Force	57 48		
LAST 12 Division I GAMES:																	
				65	A	South Dakota St.	52 80					126	A	IUPUI	75 81		
				126	H	IUPUI	54 67					155	A	Oral Roberts	33 65		
				221	H	Western Ill.	69 80					257	A	Omaha	55 67		
				155	H	Oral Roberts	56 59					221	A	Western Ill.	60 63		
				76	H	South Dakota	33 79					317	H	IPFW	53 50		
				317	A	IPFW	49 61					308	H	North Dakota St.	64 53		

Non-Div I Games:

Denver

■ Loss,
■ Non-Conf,
■ S Site,
■ H Home
■ A Away
N Neutral

Average RPI Win:	232	WON-LOST	WINNING	LAST 10	STRENGTH OF	OPP. STRENGTH	TEAM	ADJ.	CONF.	ADJ CONF.
Average RPI Loss:	110	RECORD	PCT. RANK	GAMES	SCHEDULE	OF SCHEDULE	RPI	RPI	RPI	RPI
DIV. I ONLY	11- 13	196	5- 5	147	126	176	176	14	14	
DIV. I NON-CONF.	3- 7	248	0- 0	176	71	261	261	16	16	
TOTALS	RPI 1-25	RPI 26-50	W-L RECORDS	RPI 51-100	RPI 101-150	RPI 150+				
11- 13	0- 2	0- 2	OVERALL	0- 3	2- 3	9- 3				
6- 7	0- 0	0- 0	HOME	0- 3	1- 1	5- 3				
5- 6	0- 2	0- 2	AWAY	0- 0	1- 2	4- 0				
0- 0	0- 0	0- 0	NEUTRAL	0- 0	0- 0	0- 0				
3- 7	0- 1	0- 2	NON-CONFERENCE	0- 2	0- 1	3- 1				
3- 3	0- 0	0- 0	HOME	0- 2	0- 0	3- 1				
0- 4	0- 1	0- 2	AWAY	0- 0	0- 1	0- 0				
0- 0	0- 0	0- 0	NEUTRAL	0- 0	0- 0	0- 0				
8- 6	0- 1	0- 0	CONFERENCE	0- 1	2- 2	6- 2				
3- 4	0- 0	0- 0	HOME	0- 1	1- 1	2- 2				
5- 2	0- 1	0- 0	AWAY	0- 0	1- 1	4- 0				
0- 0	0- 0	0- 0	NEUTRAL	0- 0	0- 0	0- 0				

RPI S	Opponent	Score	RPI S	Opponent	Score	RPI S	Opponent	Score	RPI S	Opponent	Score	Team's RPI: 176
12	A Maryland	41 97	26	A Michigan St.	42 81	66	H Michigan	61 88	106	A Youngstown St.	69 68	
23	A Green Bay	36 58	34	A St. Bonaventure	73 84	90	H Wright St.	71 89	106	H Youngstown St.	70 72	
						95	H Eastern Mich.	68 85	118	A Western Mich.	66 70	
									146	A Northern Ky.	60 81	
									146	H Northern Ky.	66 65	
									181	A Milwaukee	89 79	
									203	H Oakland	73 79	
									209	H Cincinnati	77 68	
									213	A Ill.-Chicago	89 80	
									213	H Ill.-Chicago	51 65	
									242	A Valparaiso	72 66	
									242	H Valparaiso	85 65	
									292	A Cleveland St.	66 60	
									292	H Cleveland St.	82 68	
									304	H Bradley	67 75	
									307	H Niagara	80 75	
									317	H IPFW	64 63	
LAST 12 Division I GAMES:												
146	A Northern Ky.	60 81	181	A Milwaukee	89 79							
242	H Valparaiso	85 65	203	H Oakland	73 79							
213	H Ill.-Chicago	51 65	146	H Northern Ky.	66 65							
106	A Youngstown St.	69 68	90	H Wright St.	71 89							
292	A Cleveland St.	66 60	213	A Ill.-Chicago	89 80							
23	A Green Bay	36 58	242	A Valparaiso	72 66							

Non-Div I Games: Salem Int'l 81 50

Detroit

Loss, Non-Conf, S Site, H Home A Away N Neutral

Drake

Through Games Of Feb. 19, 2016

Average RPI Win: 208	WON-LOST	WINNING	LAST 10	STRENGTH OF	OPP. STRENGTH	TEAM	ADJ.	CONF.	ADJ CONF.
Average RPI Loss: 124	RECORD	PCT. RANK	GAMES	SCHEDULE	OF SCHEDULE	RPI	RPI	RPI	RPI
DIV. I ONLY	16- 8	79	7- 3	190	157	109	109	21	21
DIV. I NON-CONF.	6- 4	125	0- 0	106	61	92	92	17	17
TOTALS	RPI 1-25	RPI 26-50	W-L RECORDS	RPI 51-100	RPI 101-150	RPI 150+			
16- 8	0- 1	0- 0	OVERALL	3- 2	2- 3	11- 2			
8- 3	0- 1	0- 0	HOME	2- 0	2- 2	4- 0			
7- 5	0- 0	0- 0	AWAY	1- 2	0- 1	6- 2			
1- 0	0- 0	0- 0	NEUTRAL	0- 0	0- 0	1- 0			
6- 4	0- 1	0- 0	NON-CONFERENCE	1- 2	2- 0	3- 1			
3- 1	0- 1	0- 0	HOME	1- 0	2- 0	0- 0			
2- 3	0- 0	0- 0	AWAY	0- 2	0- 0	2- 1			
1- 0	0- 0	0- 0	NEUTRAL	0- 0	0- 0	1- 0			
10- 4	0- 0	0- 0	CONFERENCE	2- 0	0- 3	8- 1			
5- 2	0- 0	0- 0	HOME	1- 0	0- 2	4- 0			
5- 2	0- 0	0- 0	AWAY	1- 0	0- 1	4- 1			
0- 0	0- 0	0- 0	NEUTRAL	0- 0	0- 0	0- 0			

RPI 1-25				RPI 26-50				RPI 51-100				RPI 101+ Team's RPI: 109			
RPI	S	Opponent	Score	RPI	S	Opponent	Score	RPI	S	Opponent	Score	RPI	S	Opponent	Score
23	H	Green Bay	61 86					55	A	Iowa	76 89	108	A	UNI	74 85
								76	A	South Dakota	87 92	108	H	UNI	73 79
								89	A	Missouri St.	82 75	129	H	North Dakota	73 63
								89	H	Missouri St.	95 72	133	H	Southern Ill.	67 77
								100	H	Iowa St.	74 70	135	H	Creighton	81 72
												168	A	Loyola Chicago	81 65
												173	A	Wisconsin	89 70
												189	N	Tulsa	91 80
												190	A	UNLV	76 68
												230	A	Indiana St.	53 68
												230	H	Indiana St.	80 55
												259	A	Northern Ill.	73 87
												288	A	Wichita St.	87 56
												288	H	Wichita St.	81 59
												304	A	Bradley	76 64
												313	A	Illinois St.	98 58
												313	H	Illinois St.	76 41
												330	H	Evansville	94 52
LAST 12 Division I GAMES:															
108	A	UNI	74 85	304	A	Bradley	76 64								
230	A	Indiana St.	53 68	108	H	UNI	73 79								
313	A	Illinois St.	98 58	313	H	Illinois St.	76 41								
89	H	Missouri St.	95 72	230	H	Indiana St.	80 55								
288	H	Wichita St.	81 59	288	A	Wichita St.	87 56								
168	A	Loyola Chicago	81 65	89	A	Missouri St.	82 75								

Non-Div I Games: William Penn 100 61

Drake

■ Loss,
 ■ Non-Conf, S Site,
 ■ Home
 ■ Away
 N Neutral

Average RPI Win: 172	WON-LOST	WINNING	LAST 10	STRENGTH OF	OPP. STRENGTH	TEAM	ADJ.	CONF.	ADJ CONF.
Average RPI Loss: 90	RECORD	PCT. RANK	GAMES	SCHEDULE	OF SCHEDULE	RPI	RPI	RPI	RPI
DIV. I ONLY	14- 11	137	8- 2	69	98	93	93	13	13
DIV. I NON-CONF.	4- 7	222	0- 0	15	47	116	116	12	12
TOTALS	RPI 1-25	RPI 26-50	W-L RECORDS	RPI 51-100	RPI 101-150	RPI 150+			
14- 11	0- 1	1- 4	OVERALL	2- 2	1- 1	10- 3			
9- 3	0- 0	1- 1	HOME	2- 1	1- 0	5- 1			
5- 6	0- 1	0- 3	AWAY	0- 0	0- 1	5- 1			
0- 2	0- 0	0- 0	NEUTRAL	0- 1	0- 0	0- 1			
4- 7	0- 1	1- 2	NON-CONFERENCE	0- 2	1- 1	2- 1			
3- 1	0- 0	1- 0	HOME	0- 1	1- 0	1- 0			
1- 4	0- 1	0- 2	AWAY	0- 0	0- 1	1- 0			
0- 2	0- 0	0- 0	NEUTRAL	0- 1	0- 0	0- 1			
10- 4	0- 0	0- 2	CONFERENCE	2- 0	0- 0	8- 2			
6- 2	0- 0	0- 1	HOME	2- 0	0- 0	4- 1			
4- 2	0- 0	0- 1	AWAY	0- 0	0- 0	4- 1			
0- 0	0- 0	0- 0	NEUTRAL	0- 0	0- 0	0- 0			

RPI 1-25				RPI 26-50				RPI 51-100 Team's RPI: 93				RPI 101+			
RPI	S	Opponent	Score	RPI	S	Opponent	Score	RPI	S	Opponent	Score	RPI	S	Opponent	Score
16	A	Syracuse	62 83	32	A	Penn	67 72	54	N	Villanova	55 67	103	H	Quinnipiac	62 49
				34	H	St. Bonaventure	58 46	71	H	Hofstra	67 64	104	A	Saint Joseph's	46 53
				36	A	James Madison	56 67	75	H	Vanderbilt	64 74	151	A	Hampton	57 36
				36	H	James Madison	55 59	84	H	Elon	74 31	160	A	Northeastern	53 49
				42	A	South Fla.	58 73					160	H	Northeastern	65 73
LAST 12 Division I GAMES:															
				282	H	Towson	56 40	71	H	Hofstra	67 64	179	A	Delaware	54 53
				253	H	UNCW	66 60	160	A	Northeastern	53 49	179	H	Delaware	47 43
				36	H	James Madison	55 59	179	A	Delaware	54 53	212	A	William & Mary	67 50
				216	A	Col. of Charleston	46 49	84	H	Elon	74 31	214	N	Montana	50 58
				253	A	UNCW	71 57	36	A	James Madison	56 67	216	A	Col. of Charleston	46 49
				179	H	Delaware	47 43	212	A	William & Mary	67 50	216	H	Col. of Charleston	66 54
												231	H	Dartmouth	69 53
												253	A	UNCW	71 57
												253	H	UNCW	66 60
												282	H	Towson	56 40

Non-Div I Games:

Drexel

■ Loss,
■ Non-Conf,
■ S Site,
■ H Home
■ A Away
N Neutral

RPI 1-25				RPI 26-50				Team's RPI: 45				RPI 51-100				RPI 101+			
RPI	S	Opponent	Score	RPI	S	Opponent	Score	RPI	S	Opponent	Score	RPI	S	Opponent	Score	RPI	S	Opponent	Score
1	H	Notre Dame	61 68	28	A	Miami (FL)	53 61	70	H	Army West Point	72 61	114	A	Wake Forest	58 64				
2	A	South Carolina	55 66	32	A	Penn	57 50	79	H	Minnesota	84 64	114	H	Wake Forest	95 68				
13	H	Florida St.	53 69	47	H	North Carolina St.	62 65	91	H	Virginia	67 52	116	H	Boston College	71 51				
14	A	Kentucky	61 71					98	H	Liberty	79 41	117	H	North Carolina	71 55				
15	H	Texas A&M	66 72					100 N	Iowa St.	86 48	120	A	Pittsburgh	70 48					
16	A	Syracuse	50 86								121	A	Virginia Tech	66 62					
18	A	Louisville	48 65								136 N	Idaho	74 68						
											215 N	Texas St.	85 34						
											232 H	Massachusetts	70 46						
											249 A	Clemson	72 43						
											253 H	UNCW	78 56						
											306 H	Western Caro.	84 47						
											312 H	Winthrop	78 50						
LAST 12 Division I GAMES:																			
				121	A	Virginia Tech	66 62	120	A	Pittsburgh	70 48								
				114	A	Wake Forest	58 64	117	H	North Carolina	71 55								
				13	H	Florida St.	53 69	249	A	Clemson	72 43								
				28	A	Miami (FL)	53 61	116	H	Boston College	71 51								
				91	H	Virginia	67 52	47	H	North Carolina St.	62 65								
				1	H	Notre Dame	61 68	18	A	Louisville	48 65								

Duke

Page 72

Average RPI Win:	169	WON-LOST	WINNING	LAST 10	STRENGTH OF	OPP. STRENGTH	TEAM	ADJ.	CONF.	ADJ CONF.
Average RPI Loss:	43	RECORD	PCT. RANK	GAMES	SCHEDULE	OF SCHEDULE	RPI	RPI	RPI	RPI
DIV. I ONLY	22- 3	11	8- 2	88	125	21	21	7	7	
DIV. I NON-CONF.	11- 1	16	0- 0	143	241	24	24	8	8	
TOTALS	RPI 1-25	RPI 26-50	W-L RECORDS	RPI 51-100	RPI 101-150	RPI 150+				
22- 3	0- 0	3- 2	OVERALL	3- 1	4- 0	12- 0				
10- 1	0- 0	3- 1	HOME	1- 0	1- 0	5- 0				
11- 2	0- 0	0- 1	AWAY	2- 1	3- 0	6- 0				
1- 0	0- 0	0- 0	NEUTRAL	0- 0	0- 0	1- 0				
11- 1	0- 0	2- 1	NON-CONFERENCE	1- 0	2- 0	6- 0				
4- 0	0- 0	2- 0	HOME	0- 0	0- 0	2- 0				
6- 1	0- 0	0- 1	AWAY	1- 0	2- 0	3- 0				
1- 0	0- 0	0- 0	NEUTRAL	0- 0	0- 0	1- 0				
11- 2	0- 0	1- 1	CONFERENCE	2- 1	2- 0	6- 0				
6- 1	0- 0	1- 1	HOME	1- 0	1- 0	3- 0				
5- 1	0- 0	0- 0	AWAY	1- 1	1- 0	3- 0				
0- 0	0- 0	0- 0	NEUTRAL	0- 0	0- 0	0- 0				

RPI 1-25			Team's RPI: 21		RPI 26-50			RPI 51-100				RPI 101+			
RPI	S	Opponent	Score		RPI	S	Opponent	Score		RPI	S	Opponent	Score		
29	H	George Washington	52	70	59	A	Saint Louis	81	84	104	H	Saint Joseph's	73	59	
31	H	Ohio	64	47	60	H	Dayton	89	58	120	A	Pittsburgh	79	65	
34	H	St. Bonaventure	74	62	68	A	Central Mich.	68	49	140	A	Buffalo	79	62	
38	H	St. John's (NY)	76	57	97	A	VCU	71	67	150	A	Davidson	77	62	
41	A	Princeton	66	94						166	A	George Mason	72	56	
										171	A	New Mexico	78	69	
										174	H	Fordham	55	40	
										202	A	Rhode Island	79	70	
										202	H	Rhode Island	61	56	
										207	A	Richmond	65	44	
										232	H	Massachusetts	73	64	
										248	N	N.C. A&T	81	67	
										295	H	UMES	95	59	
										326	A	Lafayette	73	65	
										327	H	Howard	86	62	
										334	A	Saint Peter's	63	38	
LAST 12 Division I GAMES:															
59	A	Saint Louis	81	84	207	A	Richmond	65	44						
104	H	Saint Joseph's	73	59	34	H	St. Bonaventure	74	62						
202	H	Rhode Island	61	56	29	H	George Washington	52	70						
150	A	Davidson	77	62	202	A	Rhode Island	79	70						
232	H	Massachusetts	73	64	174	H	Fordham	55	40						
97	A	VCU	71	67	166	A	George Mason	72	56						

Non-Div I Games: Slippery Rock 79 54

Duquesne

Average RPI Win: 240	WON-LOST	WINNING	LAST 10	STRENGTH OF	OPP. STRENGTH	TEAM	ADJ.	CONF.	ADJ CONF.
Average RPI Loss: 125	RECORD	PCT. RANK	GAMES	SCHEDULE	OF SCHEDULE	RPI	RPI	RPI	RPI
DIV. I ONLY	13- 11	146	7- 3	212	178	144	144	17	17
DIV. I NON-CONF.	5- 7	198	0- 0	145	123	145	145	15	15
TOTALS	RPI 1-25	RPI 26-50	W-L RECORDS	RPI 51-100	RPI 101-150	RPI 150+			
13- 11	0- 1	0- 0	OVERALL	0- 3	3- 4	10- 3			
7- 2	0- 0	0- 0	HOME	0- 1	1- 1	6- 0			
6- 9	0- 1	0- 0	AWAY	0- 2	2- 3	4- 3			
0- 0	0- 0	0- 0	NEUTRAL	0- 0	0- 0	0- 0			
5- 7	0- 1	0- 0	NON-CONFERENCE	0- 2	2- 2	3- 2			
3- 0	0- 0	0- 0	HOME	0- 0	1- 0	2- 0			
2- 7	0- 1	0- 0	AWAY	0- 2	1- 2	1- 2			
0- 0	0- 0	0- 0	NEUTRAL	0- 0	0- 0	0- 0			
8- 4	0- 0	0- 0	CONFERENCE	0- 1	1- 2	7- 1			
4- 2	0- 0	0- 0	HOME	0- 1	0- 1	4- 0			
4- 2	0- 0	0- 0	AWAY	0- 0	1- 1	3- 1			
0- 0	0- 0	0- 0	NEUTRAL	0- 0	0- 0	0- 0			

RPI 1-25			RPI 26-50			RPI 51-100			RPI 101+ Team's RPI: 144		
RPI	S	Opponent	Score	RPI	S	Opponent	Score	RPI	S	Opponent	Score
19	A	Tennessee	49 85					56	H	Chattanooga	57 65
								75	A	Vanderbilt	39 65
								84	A	Elon	38 50
								113	A	Mercer	55 53
								113	H	Mercer	45 61
								114	A	Wake Forest	52 69
								115	A	Iona	50 56
								122	A	Samford	47 55
								124	H	UNC Asheville	74 68
								150	A	Davidson	65 58
								157	A	Old Dominion	56 52
								187	A	Eastern Ky.	41 64
								219	A	Furman	77 81
								219	H	Furman	68 64
								266	A	Appalachian St.	52 70
								271	H	Austin Peay	80 76
								279	H	Campbell	70 55
								289	A	UNCG	80 77
								289	H	UNCG	89 73
								306	A	Western Caro.	45 43
								306	H	Western Caro.	74 62
								309	A	Wofford	70 54
								309	H	Wofford	70 69
LAST 12 Division I GAMES:											
113	H	Mercer	45 61	113	A	Mercer	55 53				
289	A	UNCG	80 77	122	A	Samford	47 55				
306	A	Western Caro.	45 43	306	H	Western Caro.	74 62				
219	H	Furman	68 64	289	H	UNCG	89 73				
309	H	Wofford	70 69	309	A	Wofford	70 54				
56	H	Chattanooga	57 65	219	A	Furman	77 81				

Non-Div I Games: Armstrong St. 62 52 Lees-McRae 73 46 Brevard 69 46

ETSU

Loss, Non-Conf, S Site, H Home A Away N Neutral

East Carolina

Through Games Of Feb. 19, 2016

Average RPI Win:	244	WON-LOST	WINNING	LAST 10	STRENGTH OF	OPP. STRENGTH	TEAM	ADJ.	CONF.	ADJ CONF.
Average RPI Loss:	83	RECORD	PCT. RANK	GAMES	SCHEDULE	OF SCHEDULE	RPI	RPI	RPI	RPI
DIV. I ONLY	10- 16	242	3- 7	86	103	172	172	9	9	
DIV. I NON-CONF.	6- 6	160	0- 0	39	222	111	111	7	7	
TOTALS	RPI 1-25	RPI 26-50	W-L RECORDS	RPI 51-100	RPI 101-150	RPI 150+				
10- 16	0- 2	0- 3	OVERALL	0- 5	0- 3	10- 3				
4- 5	0- 0	0- 1	HOME	0- 2	0- 1	4- 1				
4- 6	0- 1	0- 1	AWAY	0- 2	0- 0	4- 2				
2- 5	0- 1	0- 1	NEUTRAL	0- 1	0- 2	2- 0				
6- 6	0- 1	0- 1	NON-CONFERENCE	0- 2	0- 2	6- 0				
2- 0	0- 0	0- 0	HOME	0- 0	0- 0	2- 0				
2- 1	0- 0	0- 0	AWAY	0- 1	0- 0	2- 0				
2- 5	0- 1	0- 1	NEUTRAL	0- 1	0- 2	2- 0				
4- 10	0- 1	0- 2	CONFERENCE	0- 3	0- 1	4- 3				
2- 5	0- 0	0- 1	HOME	0- 2	0- 1	2- 1				
2- 5	0- 1	0- 1	AWAY	0- 1	0- 0	2- 2				
0- 0	0- 0	0- 0	NEUTRAL	0- 0	0- 0	0- 0				

RPI S	Opponent	Score	RPI S	Opponent	Score	RPI S	Opponent	Score	RPI S	Opponent	Score	Team's RPI: 172
2 N	South Carolina	57 88	31 N	Ohio	61 64	52 A	Auburn	69 83	105 H	Memphis	78 79	
3 A	UConn	46 92	42 A	South Fla.	54 75	56 N	Chattanooga	61 72	107 N	Northwestern	75 78	
			42 H	South Fla.	59 61	67 H	Temple	63 83	135 N	Creighton	66 91	
						81 A	Tulane	73 78	153 A	SMU	67 74	
						81 H	Tulane	51 66	179 A	Delaware	68 58	
									184 N	Eastern Wash.	80 62	
									189 A	Tulsa	79 81	
									189 H	Tulsa	54 55	
									197 N	UTRGV	70 59	
									209 H	Cincinnati	63 60	
									222 H	Presbyterian	84 57	
									270 A	Houston	68 59	
									270 H	Houston	76 70	
									272 A	UCF	71 56	
									311 A	A&M-Corpus Christi	82 46	
									322 H	Alcorn	87 58	
LAST 12 Division I GAMES:												
270 A	Houston	68 59	81 A	Tulane	73 78							
105 H	Memphis	78 79	209 H	Cincinnati	63 60							
153 A	SMU	67 74	42 A	South Fla.	54 75							
3 A	UConn	46 92	270 H	Houston	76 70							
189 H	Tulsa	54 55	272 A	UCF	71 56							
67 H	Temple	63 83	81 H	Tulane	51 66							

Non-Div I Games:

East Carolina

Loss, Non-Conf, S Site, H Home A Away N Neutral

Average RPI Win:	197	WON-LOST	WINNING	LAST 10	STRENGTH OF	OPP. STRENGTH	TEAM	ADJ.	CONF.	ADJ CONF.
Average RPI Loss:	207	RECORD	PCT. RANK	GAMES	SCHEDULE	OF SCHEDULE	RPI	RPI	RPI	RPI
DIV. I ONLY	3- 22	339	2- 8	254	280	339	339	24	24	
DIV. I NON-CONF.	1- 11	336	0- 0	167	314	322	322	23	23	
TOTALS	RPI 1-25	RPI 26-50	W-L RECORDS	RPI 51-100	RPI 101-150	RPI 150+				
3- 22	0- 0	0- 0	OVERALL	0- 2	1- 2	2- 18				
3- 9	0- 0	0- 0	HOME	0- 1	1- 0	2- 8				
0- 13	0- 0	0- 0	AWAY	0- 1	0- 2	0- 10				
0- 0	0- 0	0- 0	NEUTRAL	0- 0	0- 0	0- 0				
1- 11	0- 0	0- 0	NON-CONFERENCE	0- 1	1- 1	0- 9				
1- 4	0- 0	0- 0	HOME	0- 0	1- 0	0- 4				
0- 7	0- 0	0- 0	AWAY	0- 1	0- 1	0- 5				
0- 0	0- 0	0- 0	NEUTRAL	0- 0	0- 0	0- 0				
2- 11	0- 0	0- 0	CONFERENCE	0- 1	0- 1	2- 9				
2- 5	0- 0	0- 0	HOME	0- 1	0- 0	2- 4				
0- 6	0- 0	0- 0	AWAY	0- 0	0- 1	0- 5				
0- 0	0- 0	0- 0	NEUTRAL	0- 0	0- 0	0- 0				

RPI S	Opponent	Score	RPI S	Opponent	Score	RPI S	Opponent	Score	RPI S	Opponent	Score	Team's RPI: 339
						59	A Saint Louis	47 78	102	A Belmont	61 89	
						94	H UT Martin	39 65	105	A Memphis	49 80	
									126	H IUPUI	77 71	
									163	A SIUE	75 87	
									168	H Loyola Chicago	75 86	
									181	H Milwaukee	71 82	
									183	H Stetson	66 68	
									187	H Eastern Ky.	56 75	
									195	H Southeast Mo. St.	64 59	
									209	A Cincinnati	57 70	
									213	A Ill.-Chicago	54 66	
									221	H Western Ill.	69 92	
									230	A Indiana St.	42 60	
									257	A Omaha	67 76	
									259	A Northern Ill.	63 79	
									261	A Murray St.	56 66	
									261	H Murray St.	71 74	
									263	H Tennessee St.	53 62	
									271	A Austin Peay	45 80	
									271	H Austin Peay	64 56	
									276	A Tennessee Tech	74 81	
									283	A Jacksonville St.	52 60	
									300	H Morehead St.	77 85	
LAST 12 Division I GAMES:												
261	H	Murray St.	71	74	94	H	UT Martin	39	65			
271	H	Austin Peay	64	56	300	H	Morehead St.	77	85			
195	H	Southeast Mo. St.	64	59	187	H	Eastern Ky.	56	75			
163	A	SIUE	75	87	102	A	Belmont	61	89			
261	A	Murray St.	56	66	263	H	Tennessee St.	53	62			
271	A	Austin Peay	45	80	283	A	Jacksonville St.	52	60			

Non-Div I Games:

Eastern Ill.

Average RPI Win: 248		WON-LOST	WINNING	LAST 10	STRENGTH OF	OPP. STRENGTH	TEAM	ADJ.	CONF.	ADJ CONF.
Average RPI Loss: 158		RECORD	PCT. RANK	GAMES	SCHEDULE	OF SCHEDULE	RPI	RPI	RPI	RPI
DIV. I ONLY		12- 10	145	6- 4	256	243	187	187	24	24
DIV. I NON-CONF.		4- 5	193	0- 0	130	160	161	161	23	23
TOTALS		RPI 1-25	RPI 26-50		W-L RECORDS		RPI 51-100	RPI 101-150	RPI 150+	
12- 10	0- 0	0- 2		OVERALL		1- 2	1- 1		10- 5	
7- 3	0- 0	0- 0		HOME		1- 1	1- 0		5- 2	
4- 6	0- 0	0- 1		AWAY		0- 1	0- 1		4- 3	
1- 1	0- 0	0- 1		NEUTRAL		0- 0	0- 0		1- 0	
4- 5	0- 0	0- 2		NON-CONFERENCE		0- 2	1- 0		3- 1	
2- 1	0- 0	0- 0		HOME		0- 1	1- 0		1- 0	
1- 3	0- 0	0- 1		AWAY		0- 1	0- 0		1- 1	
1- 1	0- 0	0- 1		NEUTRAL		0- 0	0- 0		1- 0	
8- 5	0- 0	0- 0		CONFERENCE		1- 0	0- 1		7- 4	
5- 2	0- 0	0- 0		HOME		1- 0	0- 0		4- 2	
3- 3	0- 0	0- 0		AWAY		0- 0	0- 1		3- 2	
0- 0	0- 0	0- 0		NEUTRAL		0- 0	0- 0		0- 0	

RPI 1-25				RPI 26-50				RPI 51-100				RPI 101+				Team's RPI: 187	
RPI	S	Opponent	Score	RPI	S	Opponent	Score	RPI	S	Opponent	Score	RPI	S	Opponent	Score		
				47	N	North Carolina St.	62 73	89	A	Missouri St.	63 87	102	A	Belmont	61 72		
				50	A	Western Ky.	60 76	90	H	Wright St.	69 71	144	H	ETSU	64 41		
								94	H	UT Martin	70 61	163	A	SIUE	74 89		
												195	H	Southeast Mo. St.	56 55		
												207	A	Richmond	62 81		
												258	A	Miami (OH)	77 72		
												261	H	Murray St.	72 60		
												263	A	Tennessee St.	70 66		
												263	H	Tennessee St.	78 67		
												264	N	Saint Francis (PA)	88 82		
												271	A	Austin Peay	66 94		
												276	H	Tennessee Tech	72 77		
												283	A	Jacksonville St.	76 50		
												283	H	Jacksonville St.	54 56		
												300	H	Morehead St.	100 93		
												306	H	Western Caro.	91 62		
												339	A	Eastern Ill.	75 56		
LAST 12 Division I GAMES:																	
				283	A	Jacksonville St.	76 50	276	H	Tennessee Tech	72 77						
				263	H	Tennessee St.	78 67	261	H	Murray St.	72 60						
				102	A	Belmont	61 72	163	A	SIUE	74 89						
				263	A	Tennessee St.	70 66	339	A	Eastern Ill.	75 56						
				300	H	Morehead St.	100 93	195	H	Southeast Mo. St.	56 55						
				283	H	Jacksonville St.	54 56	94	H	UT Martin	70 61						

Non-Div I Games:	Cincinnati Christian	112	34	Davis & Elkins	73	58
------------------	----------------------	-----	----	----------------	----	----

Eastern Ky.

Loss, Non-Conf, S Site, H Home A Away N Neutral

Average RPI Win:	190	WON-LOST	WINNING	LAST 10	STRENGTH OF	OPP. STRENGTH	TEAM	ADJ.	CONF.	ADJ CONF.
Average RPI Loss:	96	RECORD	PCT. RANK	GAMES	SCHEDULE	OF SCHEDULE	RPI	RPI	RPI	RPI
DIV. I ONLY	14- 8	95	5- 5	131	131	95	95	11	11	
DIV. I NON-CONF.	7- 2	57	0- 0	162	122	53	53	13	13	
TOTALS	RPI 1-25	RPI 26-50	W-L RECORDS	RPI 51-100	RPI 101-150	RPI 150+				
14- 8	0- 1	0- 1	OVERALL	1- 3	5- 2	8- 1				
7- 3	0- 0	0- 1	HOME	1- 1	3- 1	3- 0				
7- 4	0- 1	0- 0	AWAY	0- 1	2- 1	5- 1				
0- 1	0- 0	0- 0	NEUTRAL	0- 1	0- 0	0- 0				
7- 2	0- 1	0- 0	NON-CONFERENCE	1- 1	1- 0	5- 0				
3- 0	0- 0	0- 0	HOME	1- 0	0- 0	2- 0				
4- 1	0- 1	0- 0	AWAY	0- 0	1- 0	3- 0				
0- 1	0- 0	0- 0	NEUTRAL	0- 1	0- 0	0- 0				
7- 6	0- 0	0- 1	CONFERENCE	0- 2	4- 2	3- 1				
4- 3	0- 0	0- 1	HOME	0- 1	3- 1	1- 0				
3- 3	0- 0	0- 0	AWAY	0- 1	1- 1	2- 1				
0- 0	0- 0	0- 0	NEUTRAL	0- 0	0- 0	0- 0				

RPI 1-25				RPI 26-50				RPI 51-100 Team's RPI: 95				RPI 101+			
RPI	S	Opponent	Score	RPI	S	Opponent	Score	RPI	S	Opponent	Score	RPI	S	Opponent	Score
14	A	Kentucky	67 89	31	H	Ohio	64 71	62	N	Abilene Christian	59 83	111	A	Harvard	85 81
								66	H	Michigan	64 63	112	H	Toledo	59 41
								68	H	Central Mich.	65 66	118	H	Western Mich.	70 66
								77	A	Ball St.	54 76	127	A	Akron	72 75
												127	H	Akron	65 68
												140	A	Buffalo	70 55
												140	H	Buffalo	67 56
												155	H	Oral Roberts	77 69
												176	A	Detroit	85 68
												197	H	UTRGV	78 56
												258	A	Miami (OH)	70 46
												259	A	Northern Ill.	87 80
												260	A	Bowling Green	63 67
												268	A	Monmouth	78 68
												315	H	Kent St.	72 51
												343	A	Air Force	72 59
LAST 12 Division I GAMES:															
140	A	Buffalo	70 55	112	H	Toledo	59 41								
258	A	Miami (OH)	70 46	77	A	Ball St.	54 76								
118	H	Western Mich.	70 66	315	H	Kent St.	72 51								
68	H	Central Mich.	65 66	31	H	Ohio	64 71								
127	A	Akron	72 75	259	A	Northern Ill.	87 80								
260	A	Bowling Green	63 67	127	H	Akron	65 68								

Non-Div I Games: Madonna 104 45 Hillsdale 94 77

Eastern Mich.

Loss, Non-Conf, S Site, H Home A Away N Neutral

Average RPI Win:	239	WON-LOST	WINNING	LAST 10	STRENGTH OF	OPP. STRENGTH	TEAM	ADJ.	CONF.	ADJ CONF.
Average RPI Loss:	149	RECORD	PCT. RANK	GAMES	SCHEDULE	OF SCHEDULE	RPI	RPI	RPI	RPI
DIV. I ONLY	16- 9	90	7- 3	326	144	184	184	20	20	
DIV. I NON-CONF.	5- 6	180	0- 0	308	217	265	265	22	22	
TOTALS	RPI 1-25	RPI 26-50	W-L RECORDS	RPI 51-100	RPI 101-150	RPI 150+				
16- 9	0- 0	0- 0	OVERALL	0- 2	2- 4	14- 3				
9- 3	0- 0	0- 0	HOME	0- 1	1- 1	8- 1				
7- 3	0- 0	0- 0	AWAY	0- 0	1- 1	6- 0				
0- 3	0- 0	0- 0	NEUTRAL	0- 0	0- 2	0- 1				
5- 6	0- 0	0- 0	NON-CONFERENCE	0- 2	0- 3	5- 1				
3- 2	0- 0	0- 0	HOME	0- 1	0- 1	3- 0				
2- 1	0- 0	0- 0	AWAY	0- 1	0- 0	2- 0				
0- 3	0- 0	0- 0	NEUTRAL	0- 0	0- 2	0- 1				
11- 3	0- 0	0- 0	CONFERENCE	0- 0	2- 1	9- 2				
6- 1	0- 0	0- 0	HOME	0- 0	1- 0	5- 1				
5- 2	0- 0	0- 0	AWAY	0- 0	1- 1	4- 1				
0- 0	0- 0	0- 0	NEUTRAL	0- 0	0- 0	0- 0				

RPI 1-25			RPI 26-50			RPI 51-100			RPI 101+			Team's RPI: 184
RPI	S	Opponent	Score	RPI	S	Opponent	Score	RPI	S	Opponent	Score	
						62 H Abilene Christian	60 72	107 N Northwestern		70 74		
						99 A Gonzaga	56 78	129 A North Dakota		69 72		
								129 H North Dakota		60 57		
								135 N Creighton		60 66		
								136 A Idaho		74 66		
								148 H Boise St.		79 84		
								159 H Montana St.		81 69		
								164 A Northern Colo.		66 57		
								164 H Northern Colo.		59 55		
								170 A Sacramento St.		100 83		
								170 H Sacramento St.		91 94		
								172 N East Carolina		62 80		
								214 H Montana		67 65		
								218 H Utah Valley		68 64		
								277 A Northern Ariz.		81 71		
								277 H Northern Ariz.		72 65		
								288 A Wichita St.		67 62		
								291 H CSUN		70 59		
								320 A Portland St.		79 81		
								328 A Southern Utah		85 82		
								328 H Southern Utah		64 53		
								340 A Cal St. Fullerton		68 57		
								343 H Air Force		65 44		
LAST 12 Division I GAMES:												
170 H		Sacramento St.	91 94	320 A		Portland St.	79 81					
164 A		Northern Colo.	66 57	214 H		Montana	67 65					
129 A		North Dakota	69 72	159 H		Montana St.	81 69					
328 H		Southern Utah	64 53	277 A		Northern Ariz.	81 71					
277 H		Northern Ariz.	72 65	328 A		Southern Utah	85 82					
170 A		Sacramento St.	100 83	136 A		Idaho	74 66					

Non-Div I Games: Eastern Ore. 64 40

Eastern Wash.

Average RPI Win:	190	WON-LOST	WINNING	LAST 10	STRENGTH OF	OPP. STRENGTH	TEAM	ADJ.	CONF.	ADJ CONF.
Average RPI Loss:	112	RECORD	PCT. RANK	GAMES	SCHEDULE	OF SCHEDULE	RPI	RPI	RPI	RPI
DIV. I ONLY	15- 9	100	7- 3	129	106	84	84	13	13	
DIV. I NON-CONF.	6- 4	125	0- 0	45	72	48	48	12	12	
TOTALS	RPI 1-25	RPI 26-50	W-L RECORDS	RPI 51-100	RPI 101-150	RPI 150+				
15- 9	0- 1	1- 2	OVERALL	2- 3	1- 0	11- 3				
8- 2	0- 0	0- 1	HOME	2- 0	1- 0	5- 1				
7- 7	0- 1	1- 1	AWAY	0- 3	0- 0	6- 2				
0- 0	0- 0	0- 0	NEUTRAL	0- 0	0- 0	0- 0				
6- 4	0- 1	1- 1	NON-CONFERENCE	1- 1	1- 0	3- 1				
3- 0	0- 0	0- 0	HOME	1- 0	1- 0	1- 0				
3- 4	0- 1	1- 1	AWAY	0- 1	0- 0	2- 1				
0- 0	0- 0	0- 0	NEUTRAL	0- 0	0- 0	0- 0				
9- 5	0- 0	0- 1	CONFERENCE	1- 2	0- 0	8- 2				
5- 2	0- 0	0- 1	HOME	1- 0	0- 0	4- 1				
4- 3	0- 0	0- 0	AWAY	0- 2	0- 0	4- 1				
0- 0	0- 0	0- 0	NEUTRAL	0- 0	0- 0	0- 0				

RPI 1-25				RPI 26-50				RPI 51-100				Team's RPI: 84	RPI 101+			
RPI	S	Opponent	Score	RPI	S	Opponent	Score	RPI	S	Opponent	Score		RPI	S	Opponent	Score
2	A	South Carolina	63 78	36	H	James Madison	76 81	71	A	Hofstra	49 59		144	H	ETSU	50 38
				37	A	West Virginia	57 67	71	H	Hofstra	61 60		160	A	Northeastern	56 54
				47	A	North Carolina St.	69 66	83	H	Charlotte	90 83		160	H	Northeastern	61 67
								93	A	Drexel	31 74		179	A	Delaware	66 64
								98	A	Liberty	63 72		212	H	William & Mary	73 51
													216	A	Col. of Charleston	54 38
													216	H	Col. of Charleston	52 41
													219	A	Furman	65 55
													233	A	Navy	70 73
													247	H	High Point	80 69
													253	A	UNCW	67 60
													253	H	UNCW	70 53
													265	A	American	62 54
													282	A	Towson	78 85
													282	H	Towson	80 58
LAST 12 Division I GAMES:																
				216	A	Col. of Charleston	54 38					160	A	Northeastern	56 54	
				160	H	Northeastern	61 67					253	H	UNCW	70 53	
				282	H	Towson	80 58					216	H	Col. of Charleston	52 41	
				179	A	Delaware	66 64					93	A	Drexel	31 74	
				212	H	William & Mary	73 51					282	A	Towson	78 85	
				71	A	Hofstra	49 59					36	H	James Madison	76 81	

Non-Div I Games: Lenoir-Rhyne 67 29

Elon

■ Loss,
 ■ Non-Conf,
 ■ S Site,
 ■ Home
 ■ A Away
 N Neutral

Average RPI Win: 298		WON-LOST	WINNING	LAST 10	STRENGTH OF	OPP. STRENGTH	TEAM	ADJ.	CONF.	ADJ CONF.
Average RPI Loss: 174		RECORD	PCT. RANK	GAMES	SCHEDULE	OF SCHEDULE	RPI	RPI	RPI	RPI
DIV. I ONLY		2- 22	343	1- 9	182	263	330	330	21	21
DIV. I NON-CONF.		1- 10	330	0- 0	93	312	275	275	17	17
TOTALS	RPI 1-25		RPI 26-50		W-L RECORDS		RPI 51-100		RPI 101-150	RPI 150+
2- 22	0- 0		0- 0		OVERALL		0- 5		0- 6	2- 11
1- 9	0- 0		0- 0		HOME		0- 2		0- 2	1- 5
1- 11	0- 0		0- 0		AWAY		0- 2		0- 4	1- 5
0- 2	0- 0		0- 0		NEUTRAL		0- 1		0- 0	0- 1
1- 10	0- 0		0- 0		NON-CONFERENCE		0- 4		0- 2	1- 4
0- 4	0- 0		0- 0		HOME		0- 2		0- 1	0- 1
1- 4	0- 0		0- 0		AWAY		0- 1		0- 1	1- 2
0- 2	0- 0		0- 0		NEUTRAL		0- 1		0- 0	0- 1
1- 12	0- 0		0- 0		CONFERENCE		0- 1		0- 4	1- 7
1- 5	0- 0		0- 0		HOME		0- 0		0- 1	1- 4
0- 7	0- 0		0- 0		AWAY		0- 1		0- 3	0- 3
0- 0	0- 0		0- 0		NEUTRAL		0- 0		0- 0	0- 0

RPI 1-25				RPI 26-50				RPI 51-100				RPI 101+				Team's RPI: 330	
RPI	S	Opponent	Score	RPI	S	Opponent	Score	RPI	S	Opponent	Score	RPI	S	Opponent	Score		
								57	N	Santa Clara	44	62	108	A	UNI	51	62
								69	A	Nebraska	40	85	109	A	Drake	52	94
								77	H	Ball St.	53	73	126	H	IUPUI	62	68
								89	A	Missouri St.	70	77	133	A	Southern Ill.	56	74
								94	H	UT Martin	48	75	133	H	Southern Ill.	63	66
													145	A	Xavier	57	65
													159	N	Montana St.	55	81
													168	A	Loyola Chicago	54	67
													168	H	Loyola Chicago	49	63
													230	H	Indiana St.	44	59
													258	A	Miami (OH)	85	91
													260	A	Bowling Green	56	74
													261	H	Murray St.	54	73
													288	A	Wichita St.	50	58
													288	H	Wichita St.	31	44
													292	A	Cleveland St.	72	63
													304	A	Bradley	52	66
													304	H	Bradley	62	46
													313	H	Illinois St.	57	64
LAST 12 Division I GAMES:																	
				288	H	Wichita St.	31	44	288	A	Wichita St.	50	58				
				133	H	Southern Ill.	63	66	89	A	Missouri St.	70	77				
				168	A	Loyola Chicago	54	67	133	A	Southern Ill.	56	74				
				304	A	Bradley	52	66	304	H	Bradley	62	46				
				230	H	Indiana St.	44	59	168	H	Loyola Chicago	49	63				
				313	H	Illinois St.	57	64	109	A	Drake	52	94				

Non-Div I Games:

Evansville

Loss, Non-Conf, S Site, H Home A Away N Neutral

Average RPI Win:	205	WON-LOST	WINNING	LAST 10	STRENGTH OF	OPP. STRENGTH	TEAM	ADJ.	CONF.	ADJ CONF.
Average RPI Loss:	75	RECORD	PCT. RANK	GAMES	SCHEDULE	OF SCHEDULE	RPI	RPI	RPI	RPI
DIV. I ONLY	22- 4	19	10- 0	162	199	61	61	29	29	
DIV. I NON-CONF.	11- 4	76	1- 0	53	78	50	50	27	27	
TOTALS	RPI 1-25	RPI 26-50	W-L RECORDS	RPI 51-100	RPI 101-150	RPI 150+				
22- 4	0- 0	1- 3	OVERALL	1- 0	7- 0	13- 1				
9- 2	0- 0	0- 1	HOME	1- 0	3- 0	5- 1				
11- 0	0- 0	1- 0	AWAY	0- 0	2- 0	8- 0				
2- 2	0- 0	0- 2	NEUTRAL	0- 0	2- 0	0- 0				
11- 4	0- 0	1- 3	NON-CONFERENCE	1- 0	5- 0	4- 1				
4- 2	0- 0	0- 1	HOME	1- 0	2- 0	1- 1				
5- 0	0- 0	1- 0	AWAY	0- 0	1- 0	3- 0				
2- 2	0- 0	0- 2	NEUTRAL	0- 0	2- 0	0- 0				
11- 0	0- 0	0- 0	CONFERENCE	0- 0	2- 0	9- 0				
5- 0	0- 0	0- 0	HOME	0- 0	1- 0	4- 0				
6- 0	0- 0	0- 0	AWAY	0- 0	1- 0	5- 0				
0- 0	0- 0	0- 0	NEUTRAL	0- 0	0- 0	0- 0				

RPI S	Opponent	Score	RPI S	Opponent	Score	RPI S	Opponent	Score	RPI S	Opponent	Score
29	A George Washington	64 60	52	H Auburn	52 45	103	H Quinnipiac	71 70			
31	N Ohio	57 69				111	H Harvard	74 65			
33	N Mississippi St.	60 65				118	N Western Mich.	60 42			
43	H Arkansas St.	48 62				119	N Arizona	57 55			
						127	A Akron	82 64			
						147	A Jacksonville	59 55			
						147	H Jacksonville	58 39			
						183	H Stetson	61 48			
						191	H Fla. Atlantic	55 62			
						208	H Hartford	64 44			
						210	A USC Upstate	56 44			
						210	H USC Upstate	54 43			
						248	A N.C. A&T	60 36			
						252	A Providence	50 41			
						294	A FIU	81 53			
						297	A Kennesaw St.	78 47			
						321	A North Florida	65 38			
						321	H North Florida	75 50			
						335	A Lipscomb	71 39			
						342	A NJIT	53 32			
						342	H NJIT	70 37			
LAST 12 Division I GAMES:											
210	A USC Upstate	56 44	297	A Kennesaw St.	78 47						
342	A NJIT	53 32	335	A Lipscomb	71 39						
147	A Jacksonville	59 55	342	H NJIT	70 37						
321	H North Florida	75 50	210	H USC Upstate	54 43						
147	H Jacksonville	58 39	183	H Stetson	61 48						
321	A North Florida	65 38	208	H Hartford	64 44						

Non-Div I Games: St. Thomas (FL) 86 33

FGCU

■ Loss,
 ■ Non-Conf,
 ■ S Site,
 ■ H Home
 ■ A Away
 N Neutral

Average RPI Win:	252	WON-LOST	WINNING	LAST 10	STRENGTH OF	OPP. STRENGTH	TEAM	ADJ.	CONF.	ADJ CONF.
Average RPI Loss:	145	RECORD	PCT. RANK	GAMES	SCHEDULE	OF SCHEDULE	RPI	RPI	RPI	RPI
DIV. I ONLY	4- 21	325	2- 8	154	145	294	294	12	12	
DIV. I NON-CONF.	2- 9	296	0- 0	267	221	331	331	10	10	
TOTALS	RPI 1-25	RPI 26-50	W-L RECORDS	RPI 51-100	RPI 101-150	RPI 150+				
4- 21	0- 0	0- 4	OVERALL	0- 4	1- 3	3- 10				
3- 11	0- 0	0- 2	HOME	0- 3	1- 2	2- 4				
1- 10	0- 0	0- 0	AWAY	0- 0	0- 1	1- 1				
0- 0	0- 0	0- 0	NEUTRAL	0- 0	0- 0	0- 0				
2- 9	0- 0	0- 1	NON-CONFERENCE	0- 2	0- 2	2- 4				
2- 5	0- 0	0- 0	HOME	0- 2	0- 1	2- 2				
0- 4	0- 0	0- 1	AWAY	0- 0	0- 1	0- 2				
0- 0	0- 0	0- 0	NEUTRAL	0- 0	0- 0	0- 0				
2- 12	0- 0	0- 3	CONFERENCE	0- 2	1- 1	1- 6				
1- 6	0- 0	0- 2	HOME	0- 1	1- 1	0- 2				
1- 6	0- 0	0- 1	AWAY	0- 1	0- 0	1- 4				
0- 0	0- 0	0- 0	NEUTRAL	0- 0	0- 0	0- 0				

RPI S	Opponent	Score	RPI S	Opponent	Score	RPI S	Opponent	Score	RPI S	Opponent	Score	Team's RPI: 294
27	A UTEP	52 70	27	H UTEP	57 69	61	H FGCU	53 81	114	H Wake Forest	53 57	
28	A Miami (FL)	55 83	28	H UTEP	57 69	74	H Middle Tenn.	62 85	141	H UAB	72 61	
50	H Western Ky.	69 71	28	A Miami (FL)	55 83	83	A Charlotte	74 87	142	H Marshall	58 65	
			50	H Western Ky.	69 71	87	H Marquette	83 95	147	A Jacksonville	44 80	
									152	A Southern Miss.	55 82	
									157	A Old Dominion	49 84	
									175	A Louisiana Tech	63 82	
									191	A Fla. Atlantic	82 87	
									202	H Rhode Island	50 68	
									217	H North Texas	40 58	
									254	A UTSA	59 54	
									254	H UTSA	52 63	
									272	A UCF	72 89	
									288	H Wichita St.	62 76	
									292	A Cleveland St.	57 64	
									293	H Florida A&M	81 65	
									318	H UMass Lowell	71 68	
LAST 12 Division I GAMES:												
217	H North Texas	40 58	83	A Charlotte	74 87							
254	A UTSA	59 54	27	H UTEP	57 69							
27	A UTEP	52 70	254	H UTSA	52 63							
74	H Middle Tenn.	62 85	152	A Southern Miss.	55 82							
141	H UAB	72 61	175	A Louisiana Tech	63 82							
157	A Old Dominion	49 84	142	H Marshall	58 65							

Non-Div I Games:

FIU

■ Loss,
 ■ Non-Conf,
 S Site,
 ■ Home
 ■ Away
 N Neutral

Fairfield

Through Games Of Feb. 19, 2016

Average RPI Win:	250	WON-LOST	WINNING	LAST 10	STRENGTH OF	OPP. STRENGTH	TEAM	ADJ.	CONF.	ADJ CONF.
Average RPI Loss:	160	RECORD	PCT. RANK	GAMES	SCHEDULE	OF SCHEDULE	RPI	RPI	RPI	RPI
DIV. I ONLY	16- 10	104	9- 1	279	253	193	193	23	23	
DIV. I NON-CONF.	5- 4	138	0- 0	128	215	155	155	24	24	
TOTALS	RPI 1-25	RPI 26-50	W-L RECORDS	RPI 51-100	RPI 101-150	RPI 150+				
16- 10	0- 0	0- 2	OVERALL	0- 1	1- 2	15- 5				
10- 6	0- 0	0- 1	HOME	0- 1	1- 2	9- 2				
6- 4	0- 0	0- 1	AWAY	0- 0	0- 0	6- 3				
0- 0	0- 0	0- 0	NEUTRAL	0- 0	0- 0	0- 0				
5- 4	0- 0	0- 2	NON-CONFERENCE	0- 1	1- 0	4- 1				
4- 2	0- 0	0- 1	HOME	0- 1	1- 0	3- 0				
1- 2	0- 0	0- 1	AWAY	0- 0	0- 0	1- 1				
0- 0	0- 0	0- 0	NEUTRAL	0- 0	0- 0	0- 0				
11- 6	0- 0	0- 0	CONFERENCE	0- 0	0- 2	11- 4				
6- 4	0- 0	0- 0	HOME	0- 0	0- 2	6- 2				
5- 2	0- 0	0- 0	AWAY	0- 0	0- 0	5- 2				
0- 0	0- 0	0- 0	NEUTRAL	0- 0	0- 0	0- 0				

RPI 1-25				RPI 26-50				RPI 51-100				RPI 101+				Team's RPI: 193	
RPI	S	Opponent	Score	RPI	S	Opponent	Score	RPI	S	Opponent	Score	RPI	S	Opponent	Score		
				38	A	St. John's (NY)	54 73	71	H	Hofstra	53 67	103	H	Quinnipiac	55 64		
				48	H	Albany (NY)	50 62					111	H	Harvard	67 50		
												115	H	Iona	46 56		
												169	A	Cornell	35 59		
												178	H	Marist	57 72		
												194	A	Canisius	51 50		
												194	H	Canisius	52 48		
												220	A	Siena	71 51		
												220	H	Siena	67 55		
												234	A	Manhattan	59 57		
												234	H	Manhattan	55 70		
												238	H	Sacred Heart	61 50		
												250	A	Loyola Maryland	71 45		
												268	A	Monmouth	68 60		
												268	H	Monmouth	80 70		
												278	H	La Salle	62 59		
												284	A	Rider	55 39		
												284	H	Rider	63 56		
												307	A	Niagara	55 56		
												307	H	Niagara	61 43		
												317	H	IPFW	74 62		
												334	A	Saint Peter's	46 56		
												334	H	Saint Peter's	76 49		
LAST 12 Division I GAMES:																	
				220	A	Siena	71 51					284	H	Rider	63 56		
				268	H	Monmouth	80 70					194	H	Canisius	52 48		
				334	H	Saint Peter's	76 49					103	H	Quinnipiac	55 64		
				220	H	Siena	67 55					234	A	Manhattan	59 57		
				307	H	Niagara	61 43					284	A	Rider	55 39		
				268	A	Monmouth	68 60					334	A	Saint Peter's	46 56		

Non-Div I Games:

Fairfield

■ Loss,
 ■ Non-Conf,
 ■ S Site,
 ■ H Home
 ■ A Away
 N Neutral

Average RPI Win: 283		WON-LOST	WINNING	LAST 10	STRENGTH OF	OPP. STRENGTH	TEAM	ADJ.	CONF.	ADJ CONF.
Average RPI Loss: 219		RECORD	PCT. RANK	GAMES	SCHEDULE	OF SCHEDULE	RPI	RPI	RPI	RPI
DIV. I ONLY		10- 17	250	6- 4	316	338	310	310	30	30
DIV. I NON-CONF.		3- 10	277	0- 0	251	237	314	314	32	32
TOTALS		RPI 1-25	RPI 26-50	W-L RECORDS	RPI 51-100	RPI 101-150	RPI 150+			
10- 17	0- 0		0- 1	OVERALL	0- 1	0- 2	10- 13			
7- 7	0- 0		0- 0	HOME	0- 0	0- 0	7- 7			
2- 8	0- 0		0- 1	AWAY	0- 1	0- 1	2- 5			
1- 2	0- 0		0- 0	NEUTRAL	0- 0	0- 1	1- 1			
3- 10	0- 0		0- 1	NON-CONFERENCE	0- 1	0- 2	3- 6			
2- 5	0- 0		0- 0	HOME	0- 0	0- 0	2- 5			
0- 3	0- 0		0- 1	AWAY	0- 1	0- 1	0- 0			
1- 2	0- 0		0- 0	NEUTRAL	0- 0	0- 1	1- 1			
7- 7	0- 0		0- 0	CONFERENCE	0- 0	0- 0	7- 7			
5- 2	0- 0		0- 0	HOME	0- 0	0- 0	5- 2			
2- 5	0- 0		0- 0	AWAY	0- 0	0- 0	2- 5			
0- 0	0- 0		0- 0	NEUTRAL	0- 0	0- 0	0- 0			

[illegible]

Non-Div I Games:

Fairleigh Dickinson

Loss, Non-Conf, S Site, H Home A Away N Neutral

Fla. Atlantic

Through Games Of Feb. 19, 2016

Average RPI Win:	216	WON-LOST	WINNING	LAST 10	STRENGTH OF	OPP. STRENGTH	TEAM	ADJ.	CONF.	ADJ CONF.
Average RPI Loss:	122	RECORD	PCT. RANK	GAMES	SCHEDULE	OF SCHEDULE	RPI	RPI	RPI	RPI
DIV. I ONLY	10- 14	225	1- 9	84	184	191	191	12	12	
DIV. I NON-CONF.	7- 3	91	0- 0	67	321	84	84	10	10	
TOTALS	RPI 1-25	RPI 26-50	W-L RECORDS	RPI 51-100	RPI 101-150	RPI 150+				
10- 14	0- 0	0- 4	OVERALL	1- 3	2- 1	7- 6				
8- 6	0- 0	0- 2	HOME	0- 2	2- 1	6- 1				
1- 8	0- 0	0- 2	AWAY	1- 1	0- 0	0- 5				
1- 0	0- 0	0- 0	NEUTRAL	0- 0	0- 0	1- 0				
7- 3	0- 0	0- 1	NON-CONFERENCE	1- 1	1- 0	5- 1				
5- 1	0- 0	0- 0	HOME	0- 1	1- 0	4- 0				
1- 2	0- 0	0- 1	AWAY	1- 0	0- 0	0- 1				
1- 0	0- 0	0- 0	NEUTRAL	0- 0	0- 0	1- 0				
3- 11	0- 0	0- 3	CONFERENCE	0- 2	1- 1	2- 5				
3- 5	0- 0	0- 2	HOME	0- 1	1- 1	2- 1				
0- 6	0- 0	0- 1	AWAY	0- 1	0- 0	0- 4				
0- 0	0- 0	0- 0	NEUTRAL	0- 0	0- 0	0- 0				

RPI S	Opponent	Score	RPI S	Opponent	Score	RPI S	Opponent	Score	RPI S	Opponent	Score	Team's RPI: 191
27	A UTEP	47 75	27	H UTEP	66 78	61	A FGCU	62 55	127	H Akron	91 77	
49	A Kansas St.	53 102	49	A Kansas St.	53 102	74	H Middle Tenn.	73 83	141	H UAB	62 67	
50	H Western Ky.	62 81	50	H Western Ky.	62 81	76	H South Dakota	53 76	142	H Marshall	84 73	
						83	A Charlotte	79 85	152	A Southern Miss.	80 89	
									157	A Old Dominion	45 85	
									175	A Louisiana Tech	62 65	
									181	H Milwaukee	71 67	
									214	A Montana	69 83	
									229	H Rice	54 75	
									254	A UTSA	54 57	
									254	H UTSA	64 51	
									255	H Bethune-Cookman	82 60	
									258	H Miami (OH)	68 65	
									263	N Tennessee St.	69 64	
									294	H FIU	87 82	
									329	H Delaware St.	83 55	
LAST 12 Division I GAMES:												
229	H Rice	54 75	157	A Old Dominion	45 85							
27	A UTEP	47 75	254	H UTSA	64 51							
254	A UTSA	54 57	27	H UTEP	66 78							
141	H UAB	62 67	175	A Louisiana Tech	62 65							
74	H Middle Tenn.	73 83	152	A Southern Miss.	80 89							
83	A Charlotte	79 85	50	H Western Ky.	62 81							

Non-Div I Games: Keiser 74 52

Fla. Atlantic

Loss, Non-Conf, S Site, H Home A Away N Neutral

Average RPI Win:	137	WON-LOST	WINNING	LAST 10	STRENGTH OF	OPP. STRENGTH	TEAM	ADJ.	CONF.	ADJ CONF.
Average RPI Loss:	36	RECORD	PCT. RANK	GAMES	SCHEDULE	OF SCHEDULE	RPI	RPI	RPI	RPI
DIV. I ONLY	20- 6	39	6- 4	47	30	20	20	2	2	
DIV. I NON-CONF.	12- 1	9	0- 0	161	98	20	20	2	2	
TOTALS	RPI 1-25	RPI 26-50	W-L RECORDS	RPI 51-100	RPI 101-150	RPI 150+				
20- 6	4- 2	2- 2	OVERALL	2- 2	2- 0	10- 0				
12- 2	3- 1	2- 1	HOME	1- 0	1- 0	5- 0				
6- 4	1- 1	0- 1	AWAY	0- 2	1- 0	4- 0				
2- 0	0- 0	0- 0	NEUTRAL	1- 0	0- 0	1- 0				
12- 1	1- 0	2- 0	NON-CONFERENCE	1- 1	0- 0	8- 0				
7- 0	1- 0	2- 0	HOME	0- 0	0- 0	4- 0				
3- 1	0- 0	0- 0	AWAY	0- 1	0- 0	3- 0				
2- 0	0- 0	0- 0	NEUTRAL	1- 0	0- 0	1- 0				
8- 5	3- 2	0- 2	CONFERENCE	1- 1	2- 0	2- 0				
5- 2	2- 1	0- 1	HOME	1- 0	1- 0	1- 0				
3- 3	1- 1	0- 1	AWAY	0- 1	1- 0	1- 0				
0- 0	0- 0	0- 0	NEUTRAL	0- 0	0- 0	0- 0				

RPI	S	Opponent	Score
2	A	South Carolina	71 86
13	H	Florida St.	82 72
14	H	Kentucky	85 79
15	H	Texas A&M	83 81
19	A	Tennessee	74 66
25	H	Georgia	61 71

RPI	S	Opponent	Score
33	H	Mississippi St.	70 76
35	A	Missouri	64 79
43	H	Arkansas St.	76 72
47	H	North Carolina St.	79 72

RPI	S	Opponent	Score
52	A	Auburn	58 80
67	A	Temple	91 97
75	H	Vanderbilt	79 67
77	N	Ball St.	85 79

RPI	S	Opponent	Score
131	A	Arkansas	71 66
132	H	LSU	53 45
156	H	Alabama	80 72
161	A	Ole Miss	85 65
173	A	Wisconsin	91 75
177	A	Colorado	83 61
185	A	South Ala.	72 60
196	H	Robert Morris	79 52
264	H	Saint Francis (PA)	122 65
272	N	UCF	93 79
297	H	Kennesaw St.	84 57
298	H	Savannah St.	99 34

LAST 12 Division I GAMES:

75	H	Vanderbilt	79 67	35	A	Missouri	64 79
52	A	Auburn	58 80	156	H	Alabama	80 72
2	A	South Carolina	71 86	132	H	LSU	53 45
15	H	Texas A&M	83 81	25	H	Georgia	61 71
14	H	Kentucky	85 79	161	A	Ole Miss	85 65
131	A	Arkansas	71 66	19	A	Tennessee	74 66

Non-Div I Games:

Florida

■ Loss,
 ■ Non-Conf, S Site,
 ■ Home
 ■ Away
 N Neutral

Average RPI Win:	287	WON-LOST	WINNING	LAST 10	STRENGTH OF	OPP. STRENGTH	TEAM	ADJ.	CONF.	ADJ CONF.
Average RPI Loss:	226	RECORD	PCT. RANK	GAMES	SCHEDULE	OF SCHEDULE	RPI	RPI	RPI	RPI
DIV. I ONLY	11- 11	171	6- 3	349	294	293	293	31	31	
DIV. I NON-CONF.	4- 7	222	0- 1	343	158	313	313	30	30	
TOTALS	RPI 1-25	RPI 26-50	W-L RECORDS	RPI 51-100	RPI 101-150	RPI 150+				
11- 11	0- 0	0- 1	OVERALL	0- 0	0- 2	11- 8				
5- 4	0- 0	0- 0	HOME	0- 0	0- 1	5- 3				
4- 6	0- 0	0- 1	AWAY	0- 0	0- 1	4- 4				
2- 1	0- 0	0- 0	NEUTRAL	0- 0	0- 0	2- 1				
4- 7	0- 0	0- 1	NON-CONFERENCE	0- 0	0- 2	4- 4				
1- 2	0- 0	0- 0	HOME	0- 0	0- 1	1- 1				
1- 4	0- 0	0- 1	AWAY	0- 0	0- 1	1- 2				
2- 1	0- 0	0- 0	NEUTRAL	0- 0	0- 0	2- 1				
7- 4	0- 0	0- 0	CONFERENCE	0- 0	0- 0	7- 4				
4- 2	0- 0	0- 0	HOME	0- 0	0- 0	4- 2				
3- 2	0- 0	0- 0	AWAY	0- 0	0- 0	3- 2				
0- 0	0- 0	0- 0	NEUTRAL	0- 0	0- 0	0- 0				

RPI 1-25				RPI 26-50				RPI 51-100				RPI 101+				Team's RPI: 293	
RPI	S	Opponent	Score	RPI	S	Opponent	Score	RPI	S	Opponent	Score	RPI	S	Opponent	Score		
				40	A	Southern California	45 88					113	H	Mercer	50 54		
												117	A	North Carolina	58 94		
												151	A	Hampton	66 59		
												182	N	UC Davis	61 58		
												227	H	Morgan St.	62 67		
												248	A	N.C. A&T	51 80		
												249	A	Clemson	77 68		
												255	A	Bethune-Cookman	60 67		
												272	A	UCF	55 93		
												273	H	Coppin St.	79 73		
												294	A	FIU	65 81		
												297	H	Kennesaw St.	69 67		
												298	H	Savannah St.	59 38		
												305	H	South Carolina St.	62 68		
												306	N	Western Caro.	53 69		
												314	H	Southeastern La.	57 62		
												329	H	Delaware St.	86 56		
												333	N	New Orleans	71 60		
												346	A	Norfolk St.	83 67		
												349	A	N.C. Central	69 54		
												349	H	N.C. Central	55 45		
LAST 12 Division I GAMES:																	
				349	A	N.C. Central	69 54					227	H	Morgan St.	62 67		
				248	A	N.C. A&T	51 80					151	A	Hampton	66 59		
				329	H	Delaware St.	86 56					346	A	Norfolk St.	83 67		
				349	H	N.C. Central	55 45					113	H	Mercer	50 54		
				255	A	Bethune-Cookman	60 67					298	H	Savannah St.	59 38		
				273	H	Coppin St.	79 73					249	A	Clemson	77 68		

Non-Div I Games: Clark Atlanta 98 88 Fla. Memorial 66 62

Florida A&M

Loss, Non-Conf, S Site, H Home A Away N Neutral

Average RPI Win:	147	WON-LOST	WINNING	LAST 10	STRENGTH OF	OPP. STRENGTH	TEAM	ADJ.	CONF.	ADJ CONF.
Average RPI Loss:	13	RECORD	PCT. RANK	GAMES	SCHEDULE	OF SCHEDULE	RPI	RPI	RPI	RPI
DIV. I ONLY	21- 5	28	9- 1	45	58	13	13	5	5	
DIV. I NON-CONF.	10- 3	61	0- 0	26	118	21	21	5	5	
TOTALS	RPI 1-25	RPI 26-50	W-L RECORDS	RPI 51-100	RPI 101-150	RPI 150+				
21- 5	0- 5	2- 0	OVERALL	5- 0	8- 0	6- 0				
14- 0	0- 0	0- 0	HOME	5- 0	6- 0	3- 0				
6- 4	0- 4	2- 0	AWAY	0- 0	2- 0	2- 0				
1- 1	0- 1	0- 0	NEUTRAL	0- 0	0- 0	1- 0				
10- 3	0- 3	0- 0	NON-CONFERENCE	3- 0	3- 0	4- 0				
8- 0	0- 0	0- 0	HOME	3- 0	3- 0	2- 0				
1- 2	0- 2	0- 0	AWAY	0- 0	0- 0	1- 0				
1- 1	0- 1	0- 0	NEUTRAL	0- 0	0- 0	1- 0				
11- 2	0- 2	2- 0	CONFERENCE	2- 0	5- 0	2- 0				
6- 0	0- 0	0- 0	HOME	2- 0	3- 0	1- 0				
5- 2	0- 2	2- 0	AWAY	0- 0	2- 0	1- 0				
0- 0	0- 0	0- 0	NEUTRAL	0- 0	0- 0	0- 0				

RPI 1-25				Team's RPI: 13		RPI 26-50				RPI 51-100				RPI 101+			
RPI	S	Opponent	Score	RPI	S	Opponent	Score	RPI	S	Opponent	Score	RPI	S	Opponent	Score		
3	N	UConn	49 73	28	A	Miami (FL)	69 58	51	H	Rutgers	65 43	113	H	Mercer	79 36		
9	A	Arizona St.	56 68	45	A	Duke	69 53	67	H	Temple	75 47	114	A	Wake Forest	96 55		
16	A	Syracuse	73 83					81	H	Tulane	78 72	116	H	Boston College	75 42		
18	A	Louisville	69 79					85	H	Georgia Tech	75 69	117	H	North Carolina	94 63		
20	A	Florida	72 82					91	H	Virginia	70 48	120	A	Pittsburgh	66 55		
												121	H	Virginia Tech	68 50		
												141	H	UAB	84 44		
												147	H	Jacksonville	77 60		
												236	N	Sam Houston St.	94 37		
												249	A	Clemson	85 40		
												249	H	Clemson	75 56		
												261	H	Murray St.	101 59		
												321	H	North Florida	80 28		
												325	A	LIU Brooklyn	78 42		
LAST 12 Division I GAMES:																	
16	A	Syracuse	73 83	28	A	Miami (FL)	69 58	51	H	Rutgers	65 43	113	H	Mercer	79 36		
117	H	North Carolina	94 63	91	H	Virginia	70 48	67	H	Temple	75 47	114	A	Wake Forest	96 55		
45	A	Duke	69 53	120	A	Pittsburgh	66 55	81	H	Tulane	78 72	116	H	Boston College	75 42		
249	H	Clemson	75 56	249	A	Clemson	85 40	85	H	Georgia Tech	75 69	117	H	North Carolina	94 63		
121	H	Virginia Tech	68 50	85	H	Georgia Tech	75 69	91	H	Virginia	70 48	120	A	Pittsburgh	66 55		
114	A	Wake Forest	96 55	116	H	Boston College	75 42					121	H	Virginia Tech	68 50		

Non-Div I Games:

Florida St.

Average RPI Win:	219	WON-LOST	WINNING	LAST 10	STRENGTH OF	OPP. STRENGTH	TEAM	ADJ.	CONF.	ADJ CONF.
Average RPI Loss:	92	RECORD	PCT. RANK	GAMES	SCHEDULE	OF SCHEDULE	RPI	RPI	RPI	RPI
DIV. I ONLY	12- 14	191	6- 4	142	91	174	174	7	7	
DIV. I NON-CONF.	5- 8	209	0- 0	175	135	226	226	8	8	
TOTALS	RPI 1-25	RPI 26-50	W-L RECORDS	RPI 51-100	RPI 101-150	RPI 150+				
12- 14	0- 2	1- 3	OVERALL	0- 3	2- 4	9- 2				
10- 3	0- 0	1- 0	HOME	0- 2	2- 0	7- 1				
2- 9	0- 0	0- 2	AWAY	0- 1	0- 0	2- 0				
0- 2	0- 1	0- 0	NEUTRAL	0- 0	0- 1	0- 0				
5- 8	0- 1	0- 2	NON-CONFERENCE	0- 2	0- 2	5- 1				
4- 3	0- 0	0- 0	HOME	0- 2	0- 0	4- 1				
1- 3	0- 0	0- 2	AWAY	0- 0	0- 1	1- 0				
0- 2	0- 1	0- 0	NEUTRAL	0- 0	0- 1	0- 0				
7- 6	0- 1	1- 1	CONFERENCE	0- 1	2- 2	4- 1				
6- 0	0- 0	1- 0	HOME	0- 0	2- 0	3- 0				
1- 6	0- 1	0- 1	AWAY	0- 1	0- 2	1- 1				
0- 0	0- 0	0- 0	NEUTRAL	0- 0	0- 0	0- 0				

RPI 1-25				RPI 26-50				RPI 51-100				RPI 101+ Team's RPI: 174			
RPI	S	Opponent	Score	RPI	S	Opponent	Score	RPI	S	Opponent	Score	RPI	S	Opponent	Score
16	N	Syracuse	54 76	29	H	George Washington	76 69	67	H	Temple	44 57	104	A	Saint Joseph's	51 61
21	A	Duquesne	40 55	34	A	St. Bonaventure	41 55	75	H	Vanderbilt	40 53	104	H	Saint Joseph's	47 40
				39	A	Seton Hall	54 66	97	A	VCU	51 61	125	A	Penn St.	59 75
				41	A	Princeton	44 55					138	N	Texas Tech	48 62
												150	A	Davidson	51 69
												150	H	Davidson	51 40
												166	H	George Mason	66 54
												179	H	Delaware	48 55
												202	H	Rhode Island	50 42
												207	A	Richmond	48 52
												232	A	Massachusetts	60 55
												234	A	Manhattan	60 49
												267	H	Central Conn. St.	63 48
												278	H	La Salle	54 44
												311	H	A&M-Corpus Christi	67 49
												326	H	Lafayette	61 49
												329	H	Delaware St.	74 58
LAST 12 Division I GAMES:															
207	A	Richmond	48 52	97	A	VCU	51 61								
278	H	La Salle	54 44	150	A	Davidson	51 69								
104	A	Saint Joseph's	51 61	104	H	Saint Joseph's	47 40								
232	A	Massachusetts	60 55	166	H	George Mason	66 54								
29	H	George Washington	76 69	21	A	Duquesne	40 55								
202	H	Rhode Island	50 42	34	A	St. Bonaventure	41 55								

Non-Div I Games:

Fordham

■ Loss,
 ■ Non-Conf,
 S Site,
 ■ Home
 ■ Away
 N Neutral

Average RPI Win: 233		WON-LOST	WINNING	LAST 10	STRENGTH OF	OPP. STRENGTH	TEAM	ADJ.	CONF.	ADJ CONF.
Average RPI Loss: 106		RECORD	PCT. RANK	GAMES	SCHEDULE	OF SCHEDULE	RPI	RPI	RPI	RPI
DIV. I ONLY		13- 9	117	8- 2	177	164	137	137	19	19
DIV. I NON-CONF.		2- 7	280	0- 0	24	34	188	188	20	20
TOTALS		RPI 1-25	RPI 26-50	W-L RECORDS	RPI 51-100	RPI 101-150	RPI 150+			
13- 9	0- 0		0- 2	OVERALL	0- 4	1- 0	12- 3			
7- 4	0- 0		0- 2	HOME	0- 1	1- 0	6- 1			
5- 5	0- 0		0- 0	AWAY	0- 3	0- 0	5- 2			
1- 0	0- 0		0- 0	NEUTRAL	0- 0	0- 0	1- 0			
2- 7	0- 0		0- 2	NON-CONFERENCE	0- 4	0- 0	2- 1			
1- 3	0- 0		0- 2	HOME	0- 1	0- 0	1- 0			
0- 4	0- 0		0- 0	AWAY	0- 3	0- 0	0- 1			
1- 0	0- 0		0- 0	NEUTRAL	0- 0	0- 0	1- 0			
11- 2	0- 0		0- 0	CONFERENCE	0- 0	1- 0	10- 2			
6- 1	0- 0		0- 0	HOME	0- 0	1- 0	5- 1			
5- 1	0- 0		0- 0	AWAY	0- 0	0- 0	5- 1			
0- 0	0- 0		0- 0	NEUTRAL	0- 0	0- 0	0- 0			

RPI 1-25				RPI 26-50				RPI 51-100				RPI 101+				Team's RPI: 137	
RPI	S	Opponent	Score	RPI	S	Opponent	Score	RPI	S	Opponent	Score	RPI	S	Opponent	Score		
				29	H	George Washington	53 61	53	A	St. Mary's (CA)	81 83	148	H	Boise St.	62 57		
				30	H	Washington	79 89	58	A	UC Riverside	68 86	160	N	Northeastern	69 55		
								72	A	Utah	63 78	171	A	New Mexico	69 65		
								80	H	San Diego	68 72	186	A	San Jose St.	59 54		
												186	H	San Jose St.	64 66		
												190	A	UNLV	57 52		
												190	H	UNLV	58 54		
												198	A	Cal Poly	60 64		
												241	A	Wyoming	49 42		
												241	H	Wyoming	64 52		
												243	H	CSU Bakersfield	57 52		
												251	A	San Diego St.	54 65		
												251	H	San Diego St.	54 49		
												331	A	Nevada	67 59		
												331	H	Nevada	65 56		
												343	H	Air Force	70 46		
LAST 12 Division I GAMES:																	
				241	H	Wyoming	64 52	343	H	Air Force	70 46						
				331	H	Nevada	65 56	251	H	San Diego St.	54 49						
				251	A	San Diego St.	54 65	186	A	San Jose St.	59 54						
				190	A	UNLV	57 52	148	H	Boise St.	62 57						
				186	H	San Jose St.	64 66	331	A	Nevada	67 59						
				241	A	Wyoming	49 42	171	A	New Mexico	69 65						

Non-Div I Games:	Fresno Pacific	78	33	Stanislaus St.	72	49
------------------	----------------	----	----	----------------	----	----

Fresno St.

Loss, Non-Conf, S Site, H Home A Away N Neutral

Average RPI Win: 266	WON-LOST	WINNING	LAST 10	STRENGTH OF	OPP. STRENGTH	TEAM	ADJ.	CONF.	ADJ CONF.
Average RPI Loss: 131	RECORD	PCT. RANK	GAMES	SCHEDULE	OF SCHEDULE	RPI	RPI	RPI	RPI
DIV. I ONLY	11- 13	196	5- 5	241	212	219	219	17	17
DIV. I NON-CONF.	5- 8	209	0- 1	242	258	233	233	15	15
TOTALS	RPI 1-25	RPI 26-50	W-L RECORDS	RPI 51-100	RPI 101-150	RPI 150+			
11- 13	0- 1	0- 0	OVERALL	0- 4	1- 6	10- 2			
6- 5	0- 0	0- 0	HOME	0- 2	1- 3	5- 0			
5- 8	0- 0	0- 0	AWAY	0- 1	0- 1	5- 0			
0- 0	0- 0	0- 0	NEUTRAL	0- 0	0- 0	0- 0			
5- 8	0- 1	0- 0	NON-CONFERENCE	0- 2	0- 3	5- 2			
3- 2	0- 0	0- 0	HOME	0- 1	0- 1	3- 0			
2- 6	0- 1	0- 0	AWAY	0- 1	0- 2	2- 2			
0- 0	0- 0	0- 0	NEUTRAL	0- 0	0- 0	0- 0			
6- 5	0- 0	0- 0	CONFERENCE	0- 2	1- 3	5- 0			
3- 3	0- 0	0- 0	HOME	0- 1	1- 2	2- 0			
3- 2	0- 0	0- 0	AWAY	0- 1	0- 1	3- 0			
0- 0	0- 0	0- 0	NEUTRAL	0- 0	0- 0	0- 0			

RPI 1-25				RPI 26-50				RPI 51-100				RPI 101+ Team's RPI: 219			
RPI	S	Opponent	Score	RPI	S	Opponent	Score	RPI	S	Opponent	Score	RPI	S	Opponent	Score
25	A	Georgia	39 77					56	A	Chattanooga	46 61	113	H	Mercer	50 61
								56	H	Chattanooga	50 56	121	A	Virginia Tech	30 59
								84	H	Elon	55 65	122	H	Samford	45 58
								97	A	VCU	45 67	124	A	UNC Asheville	71 84
												144	A	ETSU	64 68
												144	H	ETSU	81 77
												150	H	Davidson	51 69
												207	A	Richmond	69 62
												210	A	USC Upstate	75 63
												249	H	Clemson	70 49
												266	A	Appalachian St.	78 92
												289	A	UNCG	75 59
												289	H	UNCG	85 71
												305	H	South Carolina St.	59 46
												306	A	Western Caro.	83 76
												309	A	Wofford	70 61
												309	H	Wofford	70 64
												312	H	Winthrop	71 52
												349	A	N.C. Central	61 66
LAST 12 Division I GAMES:															
289	H	UNCG	85 71	289	A	UNCG	75 59	306	A	Western Caro.	83 76				
309	H	Wofford	70 64	309	A	Wofford	70 61	56	H	Chattanooga	50 56				
144	A	ETSU	64 68	56	A	Chattanooga	46 61	144	H	ETSU	81 77				
56	A	Chattanooga	46 61	113	H	Mercer	50 61	349	A	N.C. Central	61 66				
113	H	Mercer	50 61	122	H	Samford	45 58								

Non-Div I Games: Converse 89 52 North Greenville 69 39

Furman

Average RPI Win:	262	WON-LOST	WINNING	LAST 10	STRENGTH OF	OPP. STRENGTH	TEAM	ADJ.	CONF.	ADJ CONF.
Average RPI Loss:	166	RECORD	PCT. RANK	GAMES	SCHEDULE	OF SCHEDULE	RPI	RPI	RPI	RPI
DIV. I ONLY	7- 17	276	3- 7	187	266	275	275	16	16	
DIV. I NON-CONF.	3- 6	234	0- 0	235	346	273	273	14	14	
TOTALS	RPI 1-25	RPI 26-50	W-L RECORDS	RPI 51-100	RPI 101-150	RPI 150+				
7- 17	0- 1	0- 2	OVERALL	0- 0	0- 5	7- 9				
4- 7	0- 0	0- 1	HOME	0- 0	0- 2	4- 4				
3- 9	0- 1	0- 1	AWAY	0- 0	0- 3	3- 4				
0- 1	0- 0	0- 0	NEUTRAL	0- 0	0- 0	0- 1				
3- 6	0- 1	0- 0	NON-CONFERENCE	0- 0	0- 1	3- 4				
2- 2	0- 0	0- 0	HOME	0- 0	0- 0	2- 2				
1- 3	0- 1	0- 0	AWAY	0- 0	0- 1	1- 1				
0- 1	0- 0	0- 0	NEUTRAL	0- 0	0- 0	0- 1				
4- 11	0- 0	0- 2	CONFERENCE	0- 0	0- 4	4- 5				
2- 5	0- 0	0- 1	HOME	0- 0	0- 2	2- 2				
2- 6	0- 0	0- 1	AWAY	0- 0	0- 2	2- 3				
0- 0	0- 0	0- 0	NEUTRAL	0- 0	0- 0	0- 0				

RPI 1-25			RPI 26-50			RPI 51-100			RPI 101+ Team's RPI: 275		
RPI	S	Opponent	Score	RPI	S	Opponent	Score	RPI	S	Opponent	Score
25	A	Georgia	28 75	43	A	Arkansas St.	54 77	113	A	Mercer	50 62
				43	H	Arkansas St.	52 79	130	A	Little Rock	36 69
								134	H	La.-Lafayette	39 56
								149	A	UT Arlington	31 70
								149	H	UT Arlington	41 53
								183	A	Stetson	57 79
								185	A	South Ala.	45 48
								185	H	South Ala.	57 43
								188	A	Troy	68 84
								188	H	Troy	66 81
								196	H	Robert Morris	49 64
								215	A	Texas St.	56 61
								215	H	Texas St.	78 64
								255	N	Bethune-Cookman	49 65
								266	A	Appalachian St.	65 50
								274	A	Georgia St.	61 50
								283	H	Jacksonville St.	60 56
								285	H	La.-Monroe	49 50
								298	A	Savannah St.	64 48
								316	H	Charleston So.	64 51
								335	H	Lipscomb	55 66
LAST 12 Division I GAMES:											
43	H	Arkansas St.	52 79	130	A	Little Rock	36 69				
185	A	South Ala.	45 48	266	A	Appalachian St.	65 50				
188	A	Troy	68 84	274	A	Georgia St.	61 50				
215	H	Texas St.	78 64	285	H	La.-Monroe	49 50				
149	H	UT Arlington	41 53	134	H	La.-Lafayette	39 56				
43	A	Arkansas St.	54 77	188	H	Troy	66 81				

Non-Div I Games:

Ga. Southern

■ Loss,
 ■ Non-Conf, S Site,
 ■ Home
 ■ Away
 N Neutral

Average RPI Win:	244	WON-LOST	WINNING	LAST 10	STRENGTH OF	OPP. STRENGTH	TEAM	ADJ.	CONF.	ADJ CONF.
Average RPI Loss:	187	RECORD	PCT. RANK	GAMES	SCHEDULE	OF SCHEDULE	RPI	RPI	RPI	RPI
DIV. I ONLY	15- 9	100	7- 3	308	249	205	205	28	28	
DIV. I NON-CONF.	4- 4	160	0- 0	313	111	264	264	29	29	
TOTALS	RPI 1-25	RPI 26-50	W-L RECORDS	RPI 51-100	RPI 101-150	RPI 150+				
15- 9	0- 0	0- 0	OVERALL	1- 1	2- 2	12- 6				
11- 2	0- 0	0- 0	HOME	1- 0	0- 0	10- 2				
4- 4	0- 0	0- 0	AWAY	0- 1	2- 0	2- 3				
0- 3	0- 0	0- 0	NEUTRAL	0- 0	0- 2	0- 1				
4- 4	0- 0	0- 0	NON-CONFERENCE	0- 0	1- 2	3- 2				
3- 1	0- 0	0- 0	HOME	0- 0	0- 0	3- 1				
1- 0	0- 0	0- 0	AWAY	0- 0	1- 0	0- 0				
0- 3	0- 0	0- 0	NEUTRAL	0- 0	0- 2	0- 1				
11- 5	0- 0	0- 0	CONFERENCE	1- 1	1- 0	9- 4				
8- 1	0- 0	0- 0	HOME	1- 0	0- 0	7- 1				
3- 4	0- 0	0- 0	AWAY	0- 1	1- 0	2- 3				
0- 0	0- 0	0- 0	NEUTRAL	0- 0	0- 0	0- 0				

RPI 1-25			RPI 26-50			RPI 51-100			RPI 101+			Team's RPI: 205
RPI	S	Opponent	Score	RPI	S	Opponent	Score	RPI	S	Opponent	Score	
						98 A Liberty	51 73	117 A North Carolina			66 65	
						98 H Liberty	61 57	118 N Western Mich.			44 71	
								119 N Arizona			60 79	
								124 A UNC Asheville			58 56	
								153 N SMU			61 69	
								167 H Pacific			77 84	
								200 A Radford			51 54	
								200 H Radford			54 50	
								222 A Presbyterian			53 60	
								222 H Presbyterian			51 40	
								247 A High Point			79 72	
								247 H High Point			82 70	
								279 A Campbell			70 35	
								279 H Campbell			68 56	
								289 H UNCG			59 57	
								296 H Coastal Caro.			56 59	
								297 H Kennesaw St.			70 56	
								309 H Wofford			64 61	
								312 A Winthrop			62 81	
								312 H Winthrop			70 52	
								316 H Charleston So.			63 55	
								323 H Longwood			67 42	
LAST 12 Division I GAMES:												
222	H	Presbyterian	51 40	98	A	Liberty	51 73					
247	A	High Point	79 72	200	H	Radford	54 50					
200	A	Radford	51 54	323	H	Longwood	67 42					
312	H	Winthrop	70 52	124	A	UNC Asheville	58 56					
279	H	Campbell	68 56	316	H	Charleston So.	63 55					
222	A	Presbyterian	53 60	247	H	High Point	82 70					

Non-Div I Games: Montreat 84 49 Bluefield Col. 64 51

Gardner-Webb

Loss, Non-Conf, S Site, H Home A Away N Neutral

Average RPI Win:	203	WON-LOST	WINNING	LAST 10	STRENGTH OF	OPP. STRENGTH	TEAM	ADJ.	CONF.	ADJ CONF.
Average RPI Loss:	95	RECORD	PCT. RANK	GAMES	SCHEDULE	OF SCHEDULE	RPI	RPI	RPI	RPI
DIV. I ONLY	11- 15	220	4- 6	115	89	166	166	7	7	
DIV. I NON-CONF.	5- 8	209	0- 0	244	108	238	238	8	8	
TOTALS	RPI 1-25	RPI 26-50	W-L RECORDS	RPI 51-100	RPI 101-150	RPI 150+				
11- 15	0- 1	0- 3	OVERALL	2- 5	1- 3	8- 3				
7- 3	0- 1	0- 0	HOME	1- 2	1- 0	5- 0				
2- 11	0- 0	0- 2	AWAY	1- 3	0- 3	1- 3				
2- 1	0- 0	0- 1	NEUTRAL	0- 0	0- 0	2- 0				
5- 8	0- 0	0- 1	NON-CONFERENCE	0- 3	0- 2	5- 2				
3- 1	0- 0	0- 0	HOME	0- 1	0- 0	3- 0				
0- 6	0- 0	0- 0	AWAY	0- 2	0- 2	0- 2				
2- 1	0- 0	0- 1	NEUTRAL	0- 0	0- 0	2- 0				
6- 7	0- 1	0- 2	CONFERENCE	2- 2	1- 1	3- 1				
4- 2	0- 1	0- 0	HOME	1- 1	1- 0	2- 0				
2- 5	0- 0	0- 2	AWAY	1- 1	0- 1	1- 1				
0- 0	0- 0	0- 0	NEUTRAL	0- 0	0- 0	0- 0				

RPI 1-25				RPI 26-50				RPI 51-100				RPI 101+ Team's RPI: 166			
RPI	S	Opponent	Score	RPI	S	Opponent	Score	RPI	S	Opponent	Score	RPI	S	Opponent	Score
21	H	Duquesne	56 72	29	A	George Washington	68 82	52	A	Auburn	59 88	104	H	Saint Joseph's	55 41
				34	A	St. Bonaventure	55 70	59	A	Saint Louis	73 63	119	A	Arizona	60 68
				50	N	Western Ky.	58 84	59	H	Saint Louis	50 61	121	A	Virginia Tech	63 80
								60	A	Dayton	58 81	150	A	Davidson	63 68
								72	A	Utah	62 74	174	A	Fordham	54 66
								88	H	Georgetown	57 63	179	H	Delaware	90 83
								97	H	VCU	70 54	189	N	Tulsa	64 63
												190	A	UNLV	59 67
												200	A	Radford	63 66
												202	A	Rhode Island	68 65
												232	H	Massachusetts	64 59
												269	N	Pepperdine	71 63
												278	H	La Salle	79 70
												282	H	Towson	88 76
												343	H	Air Force	69 52
LAST 12 Division I GAMES:															
202	A	Rhode Island	68 65	29	A	George Washington	68 82								
60	A	Dayton	58 81	97	H	VCU	70 54								
104	H	Saint Joseph's	55 41	34	A	St. Bonaventure	55 70								
150	A	Davidson	63 68	174	A	Fordham	54 66								
232	H	Massachusetts	64 59	278	H	La Salle	79 70								
59	H	Saint Louis	50 61	21	H	Duquesne	56 72								

Non-Div I Games:

George Mason

■ Loss,
 ■ Non-Conf,
 S Site,
 ■ Home
 ■ Away
 N Neutral

Average RPI Win:	147	WON-LOST	WINNING	LAST 10	STRENGTH OF	OPP. STRENGTH	TEAM	ADJ.	CONF.	ADJ CONF.
Average RPI Loss:	74	RECORD	PCT. RANK	GAMES	SCHEDULE	OF SCHEDULE	RPI	RPI	RPI	RPI
DIV. I ONLY	21- 5	28	8- 2	82	74	29	29	7	7	
DIV. I NON-CONF.	10- 3	61	0- 0	81	63	47	47	8	8	
TOTALS	RPI 1-25	RPI 26-50	W-L RECORDS	RPI 51-100	RPI 101-150	RPI 150+				
21- 5	1- 1	0- 1	OVERALL	5- 2	5- 0	10- 1				
11- 1	0- 0	0- 0	HOME	3- 1	1- 0	7- 0				
8- 3	1- 1	0- 1	AWAY	1- 0	4- 0	2- 1				
2- 1	0- 0	0- 0	NEUTRAL	1- 1	0- 0	1- 0				
10- 3	0- 1	0- 0	NON-CONFERENCE	2- 2	3- 0	5- 0				
5- 1	0- 0	0- 0	HOME	1- 1	1- 0	3- 0				
3- 1	0- 1	0- 0	AWAY	0- 0	2- 0	1- 0				
2- 1	0- 0	0- 0	NEUTRAL	1- 1	0- 0	1- 0				
11- 2	1- 0	0- 1	CONFERENCE	3- 0	2- 0	5- 1				
6- 0	0- 0	0- 0	HOME	2- 0	0- 0	4- 0				
5- 2	1- 0	0- 1	AWAY	1- 0	2- 0	1- 1				
0- 0	0- 0	0- 0	NEUTRAL	0- 0	0- 0	0- 0				

RPI 1-25				RPI 26-50				Team's RPI: 29	RPI 51-100				RPI 101+			
RPI	S	Opponent	Score	RPI	S	Opponent	Score		RPI	S	Opponent	Score	RPI	S	Opponent	Score
10	A	Stanford	63 84	34	A	St. Bonaventure	67 69		54	H	Villanova	78 70	104	A	Saint Joseph's	70 45
21	A	Duquesne	70 52						55	N	Iowa	81 77	105	A	Memphis	68 62
									59	H	Saint Louis	89 80	115	H	Iona	70 65
									60	A	Dayton	62 61	137	A	Fresno St.	61 53
									60	H	Dayton	72 62	150	A	Davidson	79 60
									61	H	FGCU	60 64	154	A	Illinois	70 57
									90	N	Wright St.	71 77	166	H	George Mason	82 68
													174	A	Fordham	69 76
													192	H	Grambling	85 58
													202	H	Rhode Island	68 52
													207	A	Richmond	62 47
													208	H	Hartford	82 51
													232	H	Massachusetts	67 50
													265	H	American	78 48
													270	N	Houston	82 78
													278	H	La Salle	83 59
LAST 12 Division I GAMES:																
				34	A	St. Bonaventure	67 69		166	H	George Mason	82 68				
				60	H	Dayton	72 62		232	H	Massachusetts	67 50				
				207	A	Richmond	62 47		21	A	Duquesne	70 52				
				174	A	Fordham	69 76		278	H	La Salle	83 59				
				59	H	Saint Louis	89 80		60	A	Dayton	62 61				
				150	A	Davidson	79 60		202	H	Rhode Island	68 52				

Non-Div I Games:

George Washington

■ Loss,
 ■ Non-Conf,
 ■ S Site,
 ■ H Home
 ■ A Away
 N Neutral

Average RPI Win:	174	WON-LOST	WINNING	LAST 10	STRENGTH OF	OPP. STRENGTH	TEAM	ADJ.	CONF.	ADJ CONF.
Average RPI Loss:	81	RECORD	PCT. RANK	GAMES	SCHEDULE	OF SCHEDULE	RPI	RPI	RPI	RPI
DIV. I ONLY	14- 11	137	5- 5	89	85	88	88	6	6	
DIV. I NON-CONF.	7- 3	91	0- 0	171	271	83	83	6	6	
TOTALS	RPI 1-25	RPI 26-50	W-L RECORDS	RPI 51-100	RPI 101-150	RPI 150+				
14- 11	0- 2	1- 4	OVERALL	2- 1	4- 2	7- 2				
6- 3	0- 1	0- 2	HOME	1- 0	2- 0	3- 0				
6- 8	0- 1	1- 2	AWAY	1- 1	1- 2	3- 2				
2- 0	0- 0	0- 0	NEUTRAL	0- 0	1- 0	1- 0				
7- 3	0- 0	0- 1	NON-CONFERENCE	0- 0	2- 1	5- 1				
3- 0	0- 0	0- 0	HOME	0- 0	1- 0	2- 0				
2- 3	0- 0	0- 1	AWAY	0- 0	0- 1	2- 1				
2- 0	0- 0	0- 0	NEUTRAL	0- 0	1- 0	1- 0				
7- 8	0- 2	1- 3	CONFERENCE	2- 1	2- 1	2- 1				
3- 3	0- 1	0- 2	HOME	1- 0	1- 0	1- 0				
4- 5	0- 1	1- 1	AWAY	1- 1	1- 1	1- 1				
0- 0	0- 0	0- 0	NEUTRAL	0- 0	0- 0	0- 0				

RPI 1-25				RPI 26-50				RPI 51-100				RPI 101+			
RPI	S	Opponent	Score	RPI	S	Opponent	Score	RPI	S	Opponent	Score	RPI	S	Opponent	Score
22	A	DePaul	53 75	34	A	St. Bonaventure	54 69	54	A	Villanova	57 51	103	N	Quinnipiac	80 68
22	H	DePaul	66 80	38	A	St. John's (NY)	55 63	87	A	Marquette	72 87	105	A	Memphis	53 57
				38	H	St. John's (NY)	60 65	87	H	Marquette	75 72	121	H	Virginia Tech	73 56
				39	A	Seton Hall	73 65					135	A	Creighton	57 44
				39	H	Seton Hall	75 83					135	H	Creighton	69 57
												145	A	Xavier	54 59
												156	A	Alabama	66 78
												166	A	George Mason	63 57
												179	H	Delaware	61 50
												206	A	Butler	76 82
												252	A	Providence	82 51
												252	H	Providence	63 53
												282	H	Towson	82 46
												295	A	UMES	71 60
												341	N	St. Francis Brooklyn	74 52
LAST 12 Division I GAMES:															
38	A	St. John's (NY)	55 63	54	A	Villanova	57 51								
39	A	Seton Hall	73 65	39	H	Seton Hall	75 83								
22	H	DePaul	66 80	38	H	St. John's (NY)	60 65								
87	H	Marquette	75 72	87	A	Marquette	72 87								
135	A	Creighton	57 44	22	A	DePaul	53 75								
252	A	Providence	82 51	252	H	Providence	63 53								

Non-Div I Games:

Georgetown

■ Loss,
 ■ Non-Conf,
 ■ S Site,
 ■ H Home
 ■ A Away
 N Neutral

Average RPI Win:	137	WON-LOST	WINNING	LAST 10	STRENGTH OF	OPP. STRENGTH	TEAM	ADJ.	CONF.	ADJ CONF.
Average RPI Loss:	54	RECORD	PCT. RANK	GAMES	SCHEDULE	OF SCHEDULE	RPI	RPI	RPI	RPI
DIV. I ONLY	19- 7	55	6- 1	25	56	25	25	2	2	
DIV. I NON-CONF.	12- 1	9	1- 0	87	161	13	13	2	2	
TOTALS	RPI 1-25	RPI 26-50	W-L RECORDS	RPI 51-100	RPI 101-150	RPI 150+				
19- 7	2- 3	3- 2	OVERALL	4- 0	2- 1	8- 1				
12- 3	0- 1	2- 1	HOME	2- 0	1- 1	7- 0				
6- 4	1- 2	1- 1	AWAY	2- 0	1- 0	1- 1				
1- 0	1- 0	0- 0	NEUTRAL	0- 0	0- 0	0- 0				
12- 1	1- 0	1- 1	NON-CONFERENCE	2- 0	1- 0	7- 0				
9- 0	0- 0	1- 0	HOME	1- 0	1- 0	6- 0				
2- 1	0- 0	0- 1	AWAY	1- 0	0- 0	1- 0				
1- 0	1- 0	0- 0	NEUTRAL	0- 0	0- 0	0- 0				
7- 6	1- 3	2- 1	CONFERENCE	2- 0	1- 1	1- 1				
3- 3	0- 1	1- 1	HOME	1- 0	0- 1	1- 0				
4- 3	1- 2	1- 0	AWAY	1- 0	1- 0	0- 1				
0- 0	0- 0	0- 0	NEUTRAL	0- 0	0- 0	0- 0				

RPI	S	Opponent	Score	RPI	S	Opponent	Score	RPI	S	Opponent	Score	RPI	S	Opponent	Score
2	A	South Carolina	51 61	26	A	Michigan St.	45 66	52	H	Auburn	63 30	113	H	Mercer	57 44
11	N	BYU	66 58	33	H	Mississippi St.	47 43	75	A	Vanderbilt	64 58	132	A	LSU	58 47
14	H	Kentucky	53 64	35	A	Missouri	65 50	85	H	Georgia Tech	78 66	132	H	LSU	46 53
15	A	Texas A&M	62 73	35	H	Missouri	48 54	90	A	Wright St.	63 57	156	A	Alabama	50 64
20	A	Florida	71 61	39	H	Seton Hall	70 52					161	H	Ole Miss	70 56
												183	H	Stetson	76 55
												209	H	Cincinnati	60 42
												219	H	Furman	77 39
												275	H	Ga. Southern	75 28
												276	H	Tennessee Tech	81 48
												291	A	CSUN	83 58
												297	H	Kennesaw St.	89 34
LAST 12 Division I GAMES:															
291	A	CSUN	83 58	52	H	Auburn	63 30								
2	A	South Carolina	51 61	132	H	LSU	46 53								
132	A	LSU	58 47	33	H	Mississippi St.	47 43								
161	H	Ole Miss	70 56	156	A	Alabama	50 64								
35	A	Missouri	65 50	20	A	Florida	71 61								
75	A	Vanderbilt	64 58	14	H	Kentucky	53 64								

Non-Div I Games:

Georgia

Average RPI Win:	255	WON-LOST	WINNING	LAST 10	STRENGTH OF	OPP. STRENGTH	TEAM	ADJ.	CONF.	ADJ CONF.
Average RPI Loss:	176	RECORD	PCT. RANK	GAMES	SCHEDULE	OF SCHEDULE	RPI	RPI	RPI	RPI
DIV. I ONLY	9- 15	247	2- 8	280	254	274	274	16	16	
DIV. I NON-CONF.	5- 4	138	0- 0	304	344	235	235	14	14	
TOTALS	RPI 1-25	RPI 26-50	W-L RECORDS	RPI 51-100	RPI 101-150	RPI 150+				
9- 15	0- 0	0- 1	OVERALL	0- 1	1- 4	8- 9				
4- 8	0- 0	0- 0	HOME	0- 1	0- 3	4- 4				
4- 7	0- 0	0- 1	AWAY	0- 0	1- 1	3- 5				
1- 0	0- 0	0- 0	NEUTRAL	0- 0	0- 0	1- 0				
5- 4	0- 0	0- 0	NON-CONFERENCE	0- 1	0- 0	5- 3				
2- 2	0- 0	0- 0	HOME	0- 1	0- 0	2- 1				
2- 2	0- 0	0- 0	AWAY	0- 0	0- 0	2- 2				
1- 0	0- 0	0- 0	NEUTRAL	0- 0	0- 0	1- 0				
4- 11	0- 0	0- 1	CONFERENCE	0- 0	1- 4	3- 6				
2- 6	0- 0	0- 0	HOME	0- 0	0- 3	2- 3				
2- 5	0- 0	0- 1	AWAY	0- 0	1- 1	1- 3				
0- 0	0- 0	0- 0	NEUTRAL	0- 0	0- 0	0- 0				

RPI 1-25			RPI 26-50			RPI 51-100			RPI 101+ Team's RPI: 274		
RPI	S	Opponent	Score	RPI	S	Opponent	Score	RPI	S	Opponent	Score
				43	A	Arkansas St.	54 75	83	H	Charlotte	71 83
								130	A	Little Rock	32 59
								130	H	Little Rock	39 54
								134	H	La.-Lafayette	57 77
								149	A	UT Arlington	68 63
								149	H	UT Arlington	45 74
								156	A	Alabama	56 72
								183	A	Stetson	80 72
								185	A	South Ala.	45 83
								185	H	South Ala.	52 60
								188	A	Troy	78 89
								188	H	Troy	90 97
								215	A	Texas St.	71 80
								215	H	Texas St.	73 62
								255	N	Bethune-Cookman	68 61
								266	A	Appalachian St.	80 75
								275	H	Ga. Southern	50 61
								276	A	Tennessee Tech	65 72
								285	H	La.-Monroe	65 52
								297	A	Kennesaw St.	66 62
								300	H	Morehead St.	90 99
								321	H	North Florida	76 63
								327	H	Howard	65 58
LAST 12 Division I GAMES:											
130	H	Little Rock	39 54	43	A	Arkansas St.	54 75				
188	A	Troy	78 89	266	A	Appalachian St.	80 75				
185	A	South Ala.	45 83	275	H	Ga. Southern	50 61				
149	H	UT Arlington	45 74	134	H	La.-Lafayette	57 77				
215	H	Texas St.	73 62	285	H	La.-Monroe	65 52				
130	A	Little Rock	32 59	185	H	South Ala.	52 60				

Non-Div I Games:

Georgia St.

■ Loss,
 ■ Non-Conf,
 ■ S Site,
 ■ H Home
 ■ A Away
 N Neutral

Average RPI Win:	207	WON-LOST	WINNING	LAST 10	STRENGTH OF	OPP. STRENGTH	TEAM	ADJ.	CONF.	ADJ CONF.
Average RPI Loss:	36	RECORD	PCT. RANK	GAMES	SCHEDULE	OF SCHEDULE	RPI	RPI	RPI	RPI
DIV. I ONLY	15- 11	127	5- 5	49	83	85	85	5	5	
DIV. I NON-CONF.	10- 3	61	0- 0	137	315	82	82	5	5	
TOTALS	RPI 1-25	RPI 26-50	W-L RECORDS	RPI 51-100	RPI 101-150	RPI 150+				
15- 11	0- 6	0- 3	OVERALL	0- 1	5- 1	10- 0				
11- 4	0- 2	0- 1	HOME	0- 1	3- 0	8- 0				
3- 6	0- 4	0- 2	AWAY	0- 0	2- 0	1- 0				
1- 1	0- 0	0- 0	NEUTRAL	0- 0	0- 1	1- 0				
10- 3	0- 1	0- 1	NON-CONFERENCE	0- 0	2- 1	8- 0				
8- 0	0- 0	0- 0	HOME	0- 0	1- 0	7- 0				
1- 2	0- 1	0- 1	AWAY	0- 0	1- 0	0- 0				
1- 1	0- 0	0- 0	NEUTRAL	0- 0	0- 1	1- 0				
5- 8	0- 5	0- 2	CONFERENCE	0- 1	3- 0	2- 0				
3- 4	0- 2	0- 1	HOME	0- 1	2- 0	1- 0				
2- 4	0- 3	0- 1	AWAY	0- 0	1- 0	1- 0				
0- 0	0- 0	0- 0	NEUTRAL	0- 0	0- 0	0- 0				

RPI S	Opponent	Score	RPI S	Opponent	Score	RPI S	Opponent	Score	Team's RPI: 85	RPI S	Opponent	Score
1	A Notre Dame	76 85	28	H Miami (FL)	55 58	91	H Virginia	67 78		108	N UNI	58 61
1	H Notre Dame	42 54	44	A Indiana	60 69					116	H Boston College	62 56
13	A Florida St.	69 75	47	A North Carolina St.	57 65					117	H North Carolina	80 73
16	A Syracuse	52 71								121	A Virginia Tech	51 34
18	H Louisville	65 78								122	H Samford	66 55
25	A Georgia	66 78								126	A IUPUI	60 50
										156	H Alabama	70 58
										168	H Loyola Chicago	84 77
										210	H USC Upstate	87 46
										247	N High Point	81 61
										249	A Clemson	76 63
										249	H Clemson	77 48
										280	H Alabama St.	80 54
										287	H Prairie View	96 48
										314	H Southeastern La.	102 49
										341	H St. Francis Brooklyn	89 51
LAST 12 Division I GAMES:												
249	H Clemson	77 48	249	A Clemson	76 63							
28	H Miami (FL)	55 58	91	H Virginia	67 78							
16	A Syracuse	52 71	117	H North Carolina	80 73							
121	A Virginia Tech	51 34	13	A Florida St.	69 75							
116	H Boston College	62 56	47	A North Carolina St.	57 65							
1	H Notre Dame	42 54	18	H Louisville	65 78							

Non-Div I Games:

Georgia Tech

■ Loss,
 ■ Non-Conf, S Site,
 ■ Home
 ■ Away
 N Neutral

Average RPI Win:	204	WON-LOST	WINNING	LAST 10	STRENGTH OF	OPP. STRENGTH	TEAM	ADJ.	CONF.	ADJ CONF.
Average RPI Loss:	60	RECORD	PCT. RANK	GAMES	SCHEDULE	OF SCHEDULE	RPI	RPI	RPI	RPI
DIV. I ONLY	17- 10	99	4- 6	125	92	99	99	8	8	
DIV. I NON-CONF.	8- 4	99	0- 0	129	93	114	114	9	9	
TOTALS	RPI 1-25	RPI 26-50	W-L RECORDS	RPI 51-100	RPI 101-150	RPI 150+				
17- 10	0- 2	1- 1	OVERALL	2- 5	1- 2	13- 0				
12- 3	0- 1	1- 1	HOME	1- 1	1- 0	9- 0				
5- 6	0- 1	0- 0	AWAY	1- 4	0- 1	4- 0				
0- 1	0- 0	0- 0	NEUTRAL	0- 0	0- 1	0- 0				
8- 4	0- 1	1- 1	NON-CONFERENCE	1- 1	0- 1	6- 0				
6- 2	0- 1	1- 1	HOME	0- 0	0- 0	5- 0				
2- 1	0- 0	0- 0	AWAY	1- 1	0- 0	1- 0				
0- 1	0- 0	0- 0	NEUTRAL	0- 0	0- 1	0- 0				
9- 6	0- 1	0- 0	CONFERENCE	1- 4	1- 1	7- 0				
6- 1	0- 0	0- 0	HOME	1- 1	1- 0	4- 0				
3- 5	0- 1	0- 0	AWAY	0- 3	0- 1	3- 0				
0- 0	0- 0	0- 0	NEUTRAL	0- 0	0- 0	0- 0				

RPI 1-25				RPI 26-50				RPI 51-100 Team's RPI: 99				RPI 101+			
RPI	S	Opponent	Score	RPI	S	Opponent	Score	RPI	S	Opponent	Score	RPI	S	Opponent	Score
10	H	Stanford	48 65	37	H	West Virginia	62 57	53	A	St. Mary's (CA)	47 66	101	A	San Francisco	52 71
11	A	BYU	54 58	40	H	Southern California	56 60	53	H	St. Mary's (CA)	68 69	101	H	San Francisco	68 47
								57	A	Santa Clara	64 71	117	N	North Carolina	62 67
								57	H	Santa Clara	53 44	159	H	Montana St.	65 52
								60	A	Dayton	57 47	167	H	Pacific	68 61
								73	A	Washington St.	48 55	184	H	Eastern Wash.	78 56
								80	A	San Diego	54 63	224	H	Grand Canyon	70 44
												239	A	Loyola Marymount	66 59
												239	H	Loyola Marymount	83 68
												241	H	Wyoming	61 57
												269	A	Pepperdine	74 57
												269	H	Pepperdine	56 39
												286	A	Portland	71 63
												286	H	Portland	86 51
												302	A	Colgate	80 50
												343	H	Air Force	88 35
LAST 12 Division I GAMES:															
				53	A	St. Mary's (CA)	47 66	167	H	Pacific	68 61				
				286	H	Portland	86 51	53	H	St. Mary's (CA)	68 69				
				269	H	Pepperdine	56 39	80	A	San Diego	54 63				
				239	H	Loyola Marymount	83 68	11	A	BYU	54 58				
				101	A	San Francisco	52 71	286	A	Portland	71 63				
				57	A	Santa Clara	64 71	57	H	Santa Clara	53 44				

Non-Div I Games:

Gonzaga

■ Loss,
 ■ Non-Conf, S Site,
 ■ Home
 ■ Away
 N Neutral

Grambling

Through Games Of Feb. 19, 2016

Average RPI Win: 292	WON-LOST	WINNING	LAST 10	STRENGTH OF	OPP. STRENGTH	TEAM	ADJ.	CONF.	ADJ CONF.
Average RPI Loss: 165	RECORD	PCT. RANK	GAMES	SCHEDULE	OF SCHEDULE	RPI	RPI	RPI	RPI
DIV. I ONLY	10- 12	203	7- 3	229	327	192	192	32	32
DIV. I NON-CONF.	1- 8	320	0- 0	58	83	209	209	31	31
TOTALS	RPI 1-25	RPI 26-50	W-L RECORDS	RPI 51-100	RPI 101-150	RPI 150+			
10- 12	0- 1	0- 2	OVERALL	0- 0	0- 2	10- 7			
4- 2	0- 0	0- 0	HOME	0- 0	0- 0	4- 2			
6- 10	0- 0	0- 0	AWAY	0- 0	0- 2	6- 2			
0- 0	0- 0	0- 0	NEUTRAL	0- 0	0- 0	0- 0			
1- 8	0- 1	0- 2	NON-CONFERENCE	0- 0	0- 2	1- 3			
0- 0	0- 0	0- 0	HOME	0- 0	0- 0	0- 0			
1- 8	0- 1	0- 2	AWAY	0- 0	0- 2	1- 3			
0- 0	0- 0	0- 0	NEUTRAL	0- 0	0- 0	0- 0			
9- 4	0- 0	0- 0	CONFERENCE	0- 0	0- 0	9- 4			
4- 2	0- 0	0- 0	HOME	0- 0	0- 0	4- 2			
5- 2	0- 0	0- 0	AWAY	0- 0	0- 0	5- 2			
0- 0	0- 0	0- 0	NEUTRAL	0- 0	0- 0	0- 0			

RPI 1-25				RPI 26-50				RPI 51-100				RPI 101+ Team's RPI: 192			
RPI	S	Opponent	Score	RPI	S	Opponent	Score	RPI	S	Opponent	Score	RPI	S	Opponent	Score
4	A	Baylor	42 96	29	A	George Washington	58 85					128	A	Northwestern St.	62 71
				33	A	Mississippi St.	43 107					138	A	Texas Tech	55 70
												156	A	Alabama	57 72
												180	A	Southern U.	68 80
												180	H	Southern U.	65 52
												189	A	Tulsa	51 79
												212	A	William & Mary	55 74
												245	A	Texas Southern	49 46
												245	H	Texas Southern	50 62
												280	H	Alabama St.	89 69
												287	A	Prairie View	51 44
												287	H	Prairie View	69 66
												303	A	Jackson St.	79 58
												319	A	Nicholls St.	69 65
												322	A	Alcorn	85 76
												322	H	Alcorn	66 70
												338	A	Ark.-Pine Bluff	68 83
												345	H	Alabama A&M	75 56
												348	A	Mississippi Val.	65 52
LAST 12 Division I GAMES:															
245	A	Texas Southern	49 46	303	A	Jackson St.	79 58								
287	A	Prairie View	51 44	245	H	Texas Southern	50 62								
322	H	Alcorn	66 70	287	H	Prairie View	69 66								
180	H	Southern U.	65 52	322	A	Alcorn	85 76								
348	A	Mississippi Val.	65 52	180	A	Southern U.	68 80								
338	A	Ark.-Pine Bluff	68 83	280	H	Alabama St.	89 69								

Non-Div I Games: Southern-N.O. 73 61 LSU-Alexandria 106 50

Grambling

■ Loss,
 ■ Non-Conf,
 ■ S Site,
 ■ Home
 ■ A Away
 N Neutral

Grand Canyon

Through Games Of Feb. 19, 2016

Average RPI Win: 266	WON-LOST	WINNING	LAST 10	STRENGTH OF	OPP. STRENGTH	TEAM	ADJ.	CONF.	ADJ CONF.
Average RPI Loss: 138	RECORD	PCT. RANK	GAMES	SCHEDULE	OF SCHEDULE	RPI	RPI	RPI	RPI
DIV. I ONLY	11- 13	196	6- 4	232	257	224	224	25	25
DIV. I NON-CONF.	5- 8	209	0- 0	219	182	225	225	25	25
TOTALS	RPI 1-25	RPI 26-50	W-L RECORDS	RPI 51-100	RPI 101-150	RPI 150+			
11- 13	0- 0	0- 2	OVERALL	0- 5	0- 1	11- 5			
4- 6	0- 0	0- 0	HOME	0- 2	0- 1	4- 3			
7- 3	0- 0	0- 0	AWAY	0- 0	0- 0	7- 0			
0- 4	0- 0	0- 2	NEUTRAL	0- 1	0- 0	0- 1			
5- 8	0- 0	0- 2	NON-CONFERENCE	0- 3	0- 1	5- 2			
2- 3	0- 0	0- 0	HOME	0- 1	0- 1	2- 1			
3- 1	0- 0	0- 0	AWAY	0- 1	0- 0	3- 0			
0- 4	0- 0	0- 2	NEUTRAL	0- 1	0- 0	0- 1			
6- 5	0- 0	0- 0	CONFERENCE	0- 2	0- 0	6- 3			
2- 3	0- 0	0- 0	HOME	0- 1	0- 0	2- 2			
4- 2	0- 0	0- 0	AWAY	0- 1	0- 0	4- 1			
0- 0	0- 0	0- 0	NEUTRAL	0- 0	0- 0	0- 0			

RPI S	Opponent	Score	RPI S	Opponent	Score	RPI S	Opponent	Score	RPI S	Opponent	Score	Team's RPI: 224
37 N	West Virginia	50 68	58 H	UC Riverside	67 85	123 H	Hawaii	41 74				
40 N	Southern California	44 75	62 N	Abilene Christian	71 75	155 H	Oral Roberts	66 64				
			96 A	New Mexico St.	58 60	164 H	Northern Colo.	69 59				
			96 H	New Mexico St.	44 64	185 H	South Ala.	56 59				
			99 A	Gonzaga	44 70	197 A	UTRGV	28 52				
						197 H	UTRGV	66 68				
						218 A	Utah Valley	61 53				
						243 A	CSU Bakersfield	61 51				
						262 A	Seattle	67 54				
						262 H	Seattle	60 53				
						299 A	UMKC	68 59				
						299 H	UMKC	57 63				
						308 A	North Dakota St.	76 67				
						310 N	Fairleigh Dickinson	68 74				
						332 A	UC Irvine	58 53				
						336 H	Chicago St.	74 36				
						343 A	Air Force	73 39				
LAST 12 Division I GAMES:												
299 A	UMKC	68 59	299 H	UMKC	57 63							
262 H	Seattle	60 53	336 H	Chicago St.	74 36							
197 H	UTRGV	66 68	218 A	Utah Valley	61 53							
96 H	New Mexico St.	44 64	96 A	New Mexico St.	58 60							
262 A	Seattle	67 54	197 A	UTRGV	28 52							
243 A	CSU Bakersfield	61 51	58 H	UC Riverside	67 85							

Non-Div I Games: Western St. 77 40 San Diego Christian 60 40 Arizona Christian 87 54

Grand Canyon

Loss, Non-Conf, S Site, H Home A Away N Neutral

Average RPI Win: 153	WON-LOST	WINNING	LAST 10	STRENGTH OF	OPP. STRENGTH	TEAM	ADJ.	CONF.	ADJ CONF.
Average RPI Loss: 115	RECORD	PCT. RANK	GAMES	SCHEDULE	OF SCHEDULE	RPI	RPI	RPI	RPI
DIV. I ONLY	22- 3	11	9- 1	78	112	23	23	14	14
DIV. I NON-CONF.	10- 2	33	0- 0	56	19	17	17	16	16
TOTALS	RPI 1-25	RPI 26-50	W-L RECORDS	RPI 51-100	RPI 101-150	RPI 150+			
22- 3	0- 0	0- 0	OVERALL	6- 2	5- 0	11- 1			
12- 1	0- 0	0- 0	HOME	4- 0	2- 0	6- 1			
9- 0	0- 0	0- 0	AWAY	1- 0	3- 0	5- 0			
1- 2	0- 0	0- 0	NEUTRAL	1- 2	0- 0	0- 0			
10- 2	0- 0	0- 0	NON-CONFERENCE	5- 2	2- 0	3- 0			
6- 0	0- 0	0- 0	HOME	4- 0	1- 0	1- 0			
3- 0	0- 0	0- 0	AWAY	0- 0	1- 0	2- 0			
1- 2	0- 0	0- 0	NEUTRAL	1- 2	0- 0	0- 0			
12- 1	0- 0	0- 0	CONFERENCE	1- 0	3- 0	8- 1			
6- 1	0- 0	0- 0	HOME	0- 0	1- 0	5- 1			
6- 0	0- 0	0- 0	AWAY	1- 0	2- 0	3- 0			
0- 0	0- 0	0- 0	NEUTRAL	0- 0	0- 0	0- 0			

RPI 1-25			Team's RPI: 23			RPI 26-50			RPI 51-100				RPI 101+			
RPI	S	Opponent	Score	RPI	S	Opponent	Score	RPI	S	Opponent	Score	RPI	S	Opponent	Score	
								51	N	Rutgers	43 54	102	H	Belmont	66 62	
								60	H	Dayton	68 52	106	A	Youngstown St.	68 60	
								65	H	South Dakota St.	58 57	106	H	Youngstown St.	69 35	
								75	H	Vanderbilt	58 56	109	A	Drake	86 61	
								81	N	Tulane	79 58	146	A	Northern Ky.	81 73	
								87	H	Marquette	75 55	168	H	Loyola Chicago	65 51	
								90	A	Wright St.	63 58	173	A	Wisconsin	72 58	
								91	N	Virginia	59 68	176	H	Detroit	58 36	
												181	A	Milwaukee	63 42	
												181	H	Milwaukee	69 46	
												203	H	Oakland	56 58	
												206	A	Butler	55 46	
												213	A	Ill.-Chicago	58 40	
												213	H	Ill.-Chicago	64 22	
												242	H	Valparaiso	81 42	
												292	A	Cleveland St.	66 45	
												292	H	Cleveland St.	71 53	
LAST 12 Division I GAMES:																
				213	A	Ill.-Chicago	58 40					90	A	Wright St.	63 58	
				292	H	Cleveland St.	71 53					146	A	Northern Ky.	81 73	
				106	H	Youngstown St.	69 35					213	H	Ill.-Chicago	64 22	
				181	H	Milwaukee	69 46					242	H	Valparaiso	81 42	
				176	H	Detroit	58 36					106	A	Youngstown St.	68 60	
				203	H	Oakland	56 58					292	A	Cleveland St.	66 45	

Non-Div I Games:

Green Bay

Average RPI Win:	261	WON-LOST	WINNING	LAST 10	STRENGTH OF	OPP. STRENGTH	TEAM	ADJ.	CONF.	ADJ CONF.
Average RPI Loss:	113	RECORD	PCT. RANK	GAMES	SCHEDULE	OF SCHEDULE	RPI	RPI	RPI	RPI
DIV. I ONLY	11- 13	196	8- 2	102	250	151	151	31	31	
DIV. I NON-CONF.	2- 11	306	0- 2	6	54	148	148	30	30	
TOTALS	RPI 1-25	RPI 26-50	W-L RECORDS	RPI 51-100	RPI 101-150	RPI 150+				
11- 13	0- 2	0- 3	OVERALL	0- 4	1- 0	10- 4				
5- 4	0- 0	0- 1	HOME	0- 1	0- 0	5- 2				
4- 9	0- 2	0- 2	AWAY	0- 3	0- 0	4- 2				
2- 0	0- 0	0- 0	NEUTRAL	0- 0	1- 0	1- 0				
2- 11	0- 2	0- 3	NON-CONFERENCE	0- 4	1- 0	1- 2				
0- 3	0- 0	0- 1	HOME	0- 1	0- 0	0- 1				
0- 8	0- 2	0- 2	AWAY	0- 3	0- 0	0- 1				
2- 0	0- 0	0- 0	NEUTRAL	0- 0	1- 0	1- 0				
9- 2	0- 0	0- 0	CONFERENCE	0- 0	0- 0	9- 2				
5- 1	0- 0	0- 0	HOME	0- 0	0- 0	5- 1				
4- 1	0- 0	0- 0	AWAY	0- 0	0- 0	4- 1				
0- 0	0- 0	0- 0	NEUTRAL	0- 0	0- 0	0- 0				

RPI 1-25				RPI 26-50				RPI 51-100				RPI 101+ Team's RPI: 151			
RPI	S	Opponent	Score	RPI	S	Opponent	Score	RPI	S	Opponent	Score	RPI	S	Opponent	Score
2	A	South Carolina	48 86	27	A	UTEP	54 78	64	A	Oregon	51 86	114	N	Wake Forest	47 42
6	A	Texas	52 79	36	H	James Madison	56 68	73	A	Washington St.	61 68	183	A	Stetson	59 68
				41	A	Princeton	55 79	93	H	Drexel	36 57	202	N	Rhode Island	59 54
								100	A	Iowa St.	59 95	223	H	Lehigh	56 63
												227	A	Morgan St.	65 51
												227	H	Morgan St.	60 47
												248	A	N.C. A&T	55 52
												255	H	Bethune-Cookman	60 45
												293	H	Florida A&M	59 66
												295	A	UMES	76 55
												298	H	Savannah St.	65 53
												305	H	South Carolina St.	63 50
												327	A	Howard	77 83
												346	H	Norfolk St.	73 62
												349	A	N.C. Central	76 42
LAST 12 Division I GAMES:															
227	H	Morgan St.	60 47	349	A	N.C. Central	76 42								
327	A	Howard	77 83	248	A	N.C. A&T	55 52								
295	A	UMES	76 55	293	H	Florida A&M	59 66								
346	H	Norfolk St.	73 62	255	H	Bethune-Cookman	60 45								
305	H	South Carolina St.	63 50	41	A	Princeton	55 79								
298	H	Savannah St.	65 53	183	A	Stetson	59 68								

Non-Div I Games:

Hampton

■ Loss,
■ Non-Conf,
■ S Site,
■ H Home
■ A Away
N Neutral

Average RPI Win:	259	WON-LOST	WINNING	LAST 10	STRENGTH OF	OPP. STRENGTH	TEAM	ADJ.	CONF.	ADJ CONF.
Average RPI Loss:	127	RECORD	PCT. RANK	GAMES	SCHEDULE	OF SCHEDULE	RPI	RPI	RPI	RPI
DIV. I ONLY	11- 15	220	5- 5	167	197	208	208	15	15	
DIV. I NON-CONF.	4- 9	245	0- 0	116	152	211	211	18	18	
TOTALS	RPI 1-25	RPI 26-50	W-L RECORDS	RPI 51-100	RPI 101-150	RPI 150+				
11- 15	0- 1	0- 2	OVERALL	0- 3	0- 4	11- 5				
7- 5	0- 1	0- 1	HOME	0- 0	0- 1	7- 2				
4- 10	0- 0	0- 1	AWAY	0- 3	0- 3	4- 3				
0- 0	0- 0	0- 0	NEUTRAL	0- 0	0- 0	0- 0				
4- 9	0- 1	0- 1	NON-CONFERENCE	0- 2	0- 2	4- 3				
3- 2	0- 1	0- 0	HOME	0- 0	0- 0	3- 1				
1- 7	0- 0	0- 1	AWAY	0- 2	0- 2	1- 2				
0- 0	0- 0	0- 0	NEUTRAL	0- 0	0- 0	0- 0				
7- 6	0- 0	0- 1	CONFERENCE	0- 1	0- 2	7- 2				
4- 3	0- 0	0- 1	HOME	0- 0	0- 1	4- 1				
3- 3	0- 0	0- 0	AWAY	0- 1	0- 1	3- 1				
0- 0	0- 0	0- 0	NEUTRAL	0- 0	0- 0	0- 0				

RPI 1-25				RPI 26-50				RPI 51-100				RPI 101+ Team's RPI: 208			
RPI	S	Opponent	Score	RPI	S	Opponent	Score	RPI	S	Opponent	Score	RPI	S	Opponent	Score
9	H	Arizona St.	29 60	29	A	George Washington	51 82	61	A	FGCU	44 64	103	A	Quinnipiac	69 71
				48	H	Albany (NY)	41 78	66	A	Michigan	47 83	116	A	Boston College	28 62
								78	A	Maine	43 61	139	A	Stony Brook	35 58
												139	H	Stony Brook	42 45
												162	A	UMBC	51 58
												162	H	UMBC	65 57
												169	H	Cornell	53 50
												231	H	Dartmouth	36 43
												232	A	Massachusetts	57 63
												235	A	Binghamton	41 39
												235	H	Binghamton	47 53
												237	H	New Hampshire	48 44
												238	A	Sacred Heart	68 67
												252	A	Providence	50 69
												267	H	Central Conn. St.	49 41
												290	A	Vermont	51 47
												290	H	Vermont	52 50
												318	A	UMass Lowell	75 70
												318	H	UMass Lowell	72 59
												326	H	Lafayette	55 50
LAST 12 Division I GAMES:															
				162	A	UMBC	51 58					78	A	Maine	43 61
				290	H	Vermont	52 50					237	H	New Hampshire	48 44
				235	A	Binghamton	41 39					162	H	UMBC	65 57
				139	H	Stony Brook	42 45					139	A	Stony Brook	35 58
				318	A	UMass Lowell	75 70					290	A	Vermont	51 47
				48	H	Albany (NY)	41 78					235	H	Binghamton	47 53

Non-Div I Games:

Hartford

■ Loss,
 ■ Non-Conf, S Site,
 ■ Home
 ■ Away
 N Neutral

Average RPI Win:	205	WON-LOST	WINNING	LAST 10	STRENGTH OF	OPP. STRENGTH	TEAM	ADJ.	CONF.	ADJ CONF.
Average RPI Loss:	106	RECORD	PCT. RANK	GAMES	SCHEDULE	OF SCHEDULE	RPI	RPI	RPI	RPI
DIV. I ONLY	11- 11	171	6- 4	74	183	111	111	10	10	
DIV. I NON-CONF.	5- 8	209	1- 2	96	202	156	156	11	11	
TOTALS	RPI 1-25	RPI 26-50	W-L RECORDS	RPI 51-100	RPI 101-150	RPI 150+				
11- 11	0- 0	0- 3	OVERALL	0- 4	2- 1	9- 3				
3- 5	0- 0	0- 2	HOME	0- 2	0- 0	3- 1				
7- 6	0- 0	0- 1	AWAY	0- 2	1- 1	6- 2				
1- 0	0- 0	0- 0	NEUTRAL	0- 0	1- 0	0- 0				
5- 8	0- 0	0- 1	NON-CONFERENCE	0- 4	2- 1	3- 2				
2- 2	0- 0	0- 0	HOME	0- 2	0- 0	2- 0				
2- 6	0- 0	0- 1	AWAY	0- 2	1- 1	1- 2				
1- 0	0- 0	0- 0	NEUTRAL	0- 0	1- 0	0- 0				
6- 3	0- 0	0- 2	CONFERENCE	0- 0	0- 0	6- 1				
1- 3	0- 0	0- 2	HOME	0- 0	0- 0	1- 1				
5- 0	0- 0	0- 0	AWAY	0- 0	0- 0	5- 0				
0- 0	0- 0	0- 0	NEUTRAL	0- 0	0- 0	0- 0				

RPI 1-25				RPI 26-50				RPI 51-100				RPI 101+				Team's RPI: 111	
RPI	S	Opponent	Score	RPI	S	Opponent	Score	RPI	S	Opponent	Score	RPI	S	Opponent	Score		
				32	H	Penn	48 68	56	A	Chattanooga	58 62	112	N	Toledo	76 70		
				41	H	Princeton	83 92	61	A	FGCU	65 74	122	A	Samford	60 54		
				42	A	South Fla.	59 86	78	H	Maine	53 64	139	A	Stony Brook	63 64		
								95	H	Eastern Mich.	81 85	158	A	Yale	72 69		
												169	A	Cornell	65 56		
												193	A	Fairfield	50 67		
												202	A	Rhode Island	52 56		
												204	A	Brown	87 79		
												228	A	Columbia	69 66		
												228	H	Columbia	84 54		
												229	A	Rice	67 61		
												231	A	Dartmouth	56 43		
												231	H	Dartmouth	64 70		
												232	H	Massachusetts	67 65		
												347	H	Boston U.	73 55		
LAST 12 Division I GAMES:																	
				228	H	Columbia	84 54	169	A	Cornell	65 56						
				158	A	Yale	72 69	231	H	Dartmouth	64 70						
				204	A	Brown	87 79	231	A	Dartmouth	56 43						
				41	H	Princeton	83 92	56	A	Chattanooga	58 62						
				32	H	Penn	48 68	122	A	Samford	60 54						
				228	A	Columbia	69 66	139	A	Stony Brook	63 64						

Non-Div I Games:

Harvard

■ Loss,
 ■ Non-Conf,
 S Site,
 ■ Home
 ■ Away
 N Neutral

Average RPI Win:	237	WON-LOST	WINNING	LAST 10	STRENGTH OF	OPP. STRENGTH	TEAM	ADJ.	CONF.	ADJ CONF.
Average RPI Loss:	75	RECORD	PCT. RANK	GAMES	SCHEDULE	OF SCHEDULE	RPI	RPI	RPI	RPI
DIV. I ONLY	16- 9	90	8- 2	170	140	123	123	22	22	
DIV. I NON-CONF.	7- 6	156	0- 0	91	8	109	109	21	21	
TOTALS	RPI 1-25	RPI 26-50	W-L RECORDS	RPI 51-100	RPI 101-150	RPI 150+				
16- 9	0- 4	0- 1	OVERALL	0- 2	2- 0	14- 2				
7- 5	0- 2	0- 1	HOME	0- 2	1- 0	6- 0				
9- 2	0- 0	0- 0	AWAY	0- 0	1- 0	8- 2				
0- 2	0- 2	0- 0	NEUTRAL	0- 0	0- 0	0- 0				
7- 6	0- 4	0- 1	NON-CONFERENCE	0- 1	0- 0	7- 0				
2- 4	0- 2	0- 1	HOME	0- 1	0- 0	2- 0				
5- 0	0- 0	0- 0	AWAY	0- 0	0- 0	5- 0				
0- 2	0- 2	0- 0	NEUTRAL	0- 0	0- 0	0- 0				
9- 3	0- 0	0- 0	CONFERENCE	0- 1	2- 0	7- 2				
5- 1	0- 0	0- 0	HOME	0- 1	1- 0	4- 0				
4- 2	0- 0	0- 0	AWAY	0- 0	1- 0	3- 2				
0- 0	0- 0	0- 0	NEUTRAL	0- 0	0- 0	0- 0				

RPI	S	Opponent	Score	RPI	S	Opponent	Score	RPI	S	Opponent	Score	RPI	S	Opponent	Score	Team's RPI: 123
2	H	South Carolina	51 67	32	H	Penn	54 64	58	H	UC Riverside	74 77	143	A	Long Beach St.	67 55	
9	H	Arizona St.	49 75					73	H	Washington St.	52 62	143	H	Long Beach St.	60 42	
11	N	BYU	56 67									170	A	Sacramento St.	74 72	
15	N	Texas A&M	41 82									182	A	UC Davis	58 60	
												182	H	UC Davis	70 50	
												186	A	San Jose St.	76 73	
												198	A	Cal Poly	64 58	
												224	A	Grand Canyon	74 41	
												239	H	Loyola Marymount	65 51	
												243	A	CSU Bakersfield	65 55	
												243	H	CSU Bakersfield	74 60	
												256	A	UC Santa Barbara	63 62	
												277	A	Northern Ariz.	61 52	
												291	A	CSUN	60 63	
												291	H	CSUN	77 50	
												332	A	UC Irvine	83 65	
												332	H	UC Irvine	59 35	
												340	H	Cal St. Fullerton	62 53	
LAST 12 Division I GAMES:																
182	H	UC Davis	70 50	291	A	CSUN	60 63									
143	H	Long Beach St.	60 42	332	A	UC Irvine	83 65									
256	A	UC Santa Barbara	63 62	58	H	UC Riverside	74 77									
198	A	Cal Poly	64 58	291	H	CSUN	77 50									
332	H	UC Irvine	59 35	182	A	UC Davis	58 60									
340	H	Cal St. Fullerton	62 53	143	A	Long Beach St.	67 55									

Non-Div I Games:

Hawaii

■ Loss,
 ■ Non-Conf, S Site,
 ■ Home
 ■ Away
 N Neutral

Average RPI Win:	269	WON-LOST	WINNING	LAST 10	STRENGTH OF	OPP. STRENGTH	TEAM	ADJ.	CONF.	ADJ CONF.
Average RPI Loss:	158	RECORD	PCT. RANK	GAMES	SCHEDULE	OF SCHEDULE	RPI	RPI	RPI	RPI
DIV. I ONLY	8- 15	258	6- 4	192	245	247	247	28	28	
DIV. I NON-CONF.	0- 8	338	0- 0	73	29	282	282	29	29	
TOTALS	RPI 1-25	RPI 26-50	W-L RECORDS	RPI 51-100	RPI 101-150	RPI 150+				
8- 15	0- 1	0- 1	OVERALL	0- 4	0- 3	8- 6				
4- 5	0- 0	0- 0	HOME	0- 1	0- 2	4- 2				
4- 8	0- 1	0- 1	AWAY	0- 2	0- 0	4- 4				
0- 2	0- 0	0- 0	NEUTRAL	0- 1	0- 1	0- 0				
0- 8	0- 1	0- 1	NON-CONFERENCE	0- 3	0- 2	0- 1				
0- 2	0- 0	0- 0	HOME	0- 1	0- 1	0- 0				
0- 4	0- 1	0- 1	AWAY	0- 1	0- 0	0- 1				
0- 2	0- 0	0- 0	NEUTRAL	0- 1	0- 1	0- 0				
8- 7	0- 0	0- 0	CONFERENCE	0- 1	0- 1	8- 5				
4- 3	0- 0	0- 0	HOME	0- 0	0- 1	4- 2				
4- 4	0- 0	0- 0	AWAY	0- 1	0- 0	4- 3				
0- 0	0- 0	0- 0	NEUTRAL	0- 0	0- 0	0- 0				

RPI 1-25				RPI 26-50				RPI 51-100				RPI 101+ Team's RPI: 247			
RPI	S	Opponent	Score	RPI	S	Opponent	Score	RPI	S	Opponent	Score	RPI	S	Opponent	Score
12	A	Maryland	50 105	47	A	North Carolina St.	48 89	84	A	Elon	69 80	124	H	UNC Asheville	81 82
								85	N	Georgia Tech	61 81	141	N	UAB	46 56
								97	H	VCU	39 69	150	H	Davidson	60 62
								98	A	Liberty	43 56	200	A	Radford	56 54
												200	H	Radford	71 66
												205	A	Gardner-Webb	70 82
												205	H	Gardner-Webb	72 79
												222	A	Presbyterian	70 82
												222	H	Presbyterian	61 47
												279	A	Campbell	69 55
												289	A	UNCG	72 82
												296	A	Coastal Caro.	53 79
												296	H	Coastal Caro.	53 52
												312	A	Winthrop	74 67
												316	H	Charleston So.	62 64
												323	A	Longwood	89 70
												323	H	Longwood	79 68
LAST 12 Division I GAMES:															
323	A	Longwood	89 70	124	H	UNC Asheville	81 82								
205	H	Gardner-Webb	72 79	312	A	Winthrop	74 67								
296	A	Coastal Caro.	53 79	279	A	Campbell	69 55								
222	H	Presbyterian	61 47	296	H	Coastal Caro.	53 52								
98	A	Liberty	43 56	205	A	Gardner-Webb	70 82								
200	A	Radford	56 54	316	H	Charleston So.	62 64								

Non-Div I Games: Greensboro 82 49

High Point

■ Loss,
 ■ Non-Conf,
 ■ S Site,
 ■ Home
 ■ A Away
 N Neutral

Hofstra

Through Games Of Feb. 19, 2016

Average RPI Win:	211	WON-LOST	WINNING	LAST 10	STRENGTH OF	OPP. STRENGTH	TEAM	ADJ.	CONF.	ADJ CONF.
Average RPI Loss:	82	RECORD	PCT. RANK	GAMES	SCHEDULE	OF SCHEDULE	RPI	RPI	RPI	RPI
DIV. I ONLY	19- 6	44	7- 3	172	149	71	71	13	13	
DIV. I NON-CONF.	9- 2	37	0- 0	215	195	68	68	12	12	
TOTALS	RPI 1-25	RPI 26-50	W-L RECORDS	RPI 51-100	RPI 101-150	RPI 150+				
19- 6	0- 1	0- 2	OVERALL	1- 2	3- 0	15- 1				
10- 1	0- 0	0- 1	HOME	1- 0	3- 0	6- 0				
8- 4	0- 0	0- 1	AWAY	0- 2	0- 0	8- 1				
1- 1	0- 1	0- 0	NEUTRAL	0- 0	0- 0	1- 0				
9- 2	0- 1	0- 0	NON-CONFERENCE	0- 0	3- 0	6- 1				
4- 0	0- 0	0- 0	HOME	0- 0	3- 0	1- 0				
4- 1	0- 0	0- 0	AWAY	0- 0	0- 0	4- 1				
1- 1	0- 1	0- 0	NEUTRAL	0- 0	0- 0	1- 0				
10- 4	0- 0	0- 2	CONFERENCE	1- 2	0- 0	9- 0				
6- 1	0- 0	0- 1	HOME	1- 0	0- 0	5- 0				
4- 3	0- 0	0- 1	AWAY	0- 2	0- 0	4- 0				
0- 0	0- 0	0- 0	NEUTRAL	0- 0	0- 0	0- 0				

RPI 1-25				RPI 26-50				RPI 51-100				Team's RPI: 71		RPI 101+			
RPI	S	Opponent	Score	RPI	S	Opponent	Score	RPI	S	Opponent	Score			RPI	S	Opponent	Score
8	N	Oregon St.	50 73	36	A	James Madison	42 57	84	A	Elon	60 61			104	H	Saint Joseph's	75 62
				36	H	James Madison	54 71	84	H	Elon	59 49			139	H	Stony Brook	71 66
								93	A	Drexel	64 67			140	H	Buffalo	79 36
														160	H	Northeastern	75 50
														178	A	Marist	71 67
														179	H	Delaware	58 49
														193	A	Fairfield	67 53
														212	A	William & Mary	61 53
														212	H	William & Mary	75 45
														216	A	Col. of Charleston	62 58
														232	A	Massachusetts	56 57
														233	H	Navy	65 63
														253	A	UNCW	68 64
														253	H	UNCW	62 38
														265	A	American	60 51
														282	A	Towson	74 56
														282	H	Towson	64 60
														296	N	Coastal Caro.	82 40
														329	A	Delaware St.	66 49
LAST 12 Division I GAMES:																	
253	H	UNCW	62 38	93	A	Drexel	64 67										
36	A	James Madison	42 57	282	H	Towson	64 60										
212	A	William & Mary	61 53	160	H	Northeastern	75 50										
282	A	Towson	74 56	212	H	William & Mary	75 45										
36	H	James Madison	54 71	253	A	UNCW	68 64										
84	H	Elon	59 49	216	A	Col. of Charleston	62 58										

Non-Div I Games:

Hofstra

■ Loss,
 ■ Non-Conf, S Site,
 ■ Home
 ■ Away
 N Neutral

Holy Cross

Through Games Of Feb. 19, 2016

Average RPI Win:	281	WON-LOST	WINNING	LAST 10	STRENGTH OF	OPP. STRENGTH	TEAM	ADJ.	CONF.	ADJ CONF.
Average RPI Loss:	155	RECORD	PCT. RANK	GAMES	SCHEDULE	OF SCHEDULE	RPI	RPI	RPI	RPI
DIV. I ONLY	11- 14	208	5- 5	251	270	244	244	27	27	
DIV. I NON-CONF.	3- 8	258	0- 0	303	183	320	320	28	28	
TOTALS	RPI 1-25	RPI 26-50	W-L RECORDS	RPI 51-100	RPI 101-150	RPI 150+				
11- 14	0- 0	0- 0	OVERALL	0- 4	0- 4	11- 6				
8- 4	0- 0	0- 0	HOME	0- 2	0- 0	8- 2				
3- 10	0- 0	0- 0	AWAY	0- 2	0- 4	3- 4				
0- 0	0- 0	0- 0	NEUTRAL	0- 0	0- 0	0- 0				
3- 8	0- 0	0- 0	NON-CONFERENCE	0- 0	0- 4	3- 4				
3- 2	0- 0	0- 0	HOME	0- 0	0- 0	3- 2				
0- 6	0- 0	0- 0	AWAY	0- 0	0- 4	0- 2				
0- 0	0- 0	0- 0	NEUTRAL	0- 0	0- 0	0- 0				
8- 6	0- 0	0- 0	CONFERENCE	0- 4	0- 0	8- 2				
5- 2	0- 0	0- 0	HOME	0- 2	0- 0	5- 0				
3- 4	0- 0	0- 0	AWAY	0- 2	0- 0	3- 2				
0- 0	0- 0	0- 0	NEUTRAL	0- 0	0- 0	0- 0				

RPI 1-25			RPI 26-50			RPI 51-100			RPI 101+			Team's RPI: 244			
RPI	S	Opponent	Score	RPI	S	Opponent	Score	RPI	S	Opponent	Score				
								70	A	Army West Point	58 77	103	A	Quinnipiac	61 74
								70	H	Army West Point	49 80	116	A	Boston College	51 60
								86	A	Bucknell	64 74	120	A	Pittsburgh	50 56
								86	H	Bucknell	51 58	125	A	Penn St.	82 86
												158	A	Yale	59 69
												223	A	Lehigh	58 61
												223	H	Lehigh	77 71
												231	H	Dartmouth	54 60
												232	H	Massachusetts	60 74
												233	A	Navy	49 50
												233	H	Navy	57 49
												234	H	Manhattan	58 44
												240	H	Bryant	65 64
												265	H	American	59 54
												290	H	Vermont	77 63
												302	A	Colgate	80 71
												302	H	Colgate	70 61
												318	A	UMass Lowell	67 75
												326	A	Lafayette	57 54
												326	H	Lafayette	66 49
												347	A	Boston U.	60 41
LAST 12 Division I GAMES:															
				70	H	Army West Point	49 80			265	H	American	59 54		
				223	H	Lehigh	77 71			70	A	Army West Point	58 77		
				326	A	Lafayette	57 54			223	A	Lehigh	58 61		
				86	A	Bucknell	64 74			326	H	Lafayette	66 49		
				302	H	Colgate	70 61			86	H	Bucknell	51 58		
				233	A	Navy	49 50			302	A	Colgate	80 71		

Non-Div I Games:

Holy Cross

■ Loss,
 ■ Non-Conf,
 ■ S Site,
 ■ H Home
 ■ A Away
 N Neutral

Average RPI Win:	254	WON-LOST	WINNING	LAST 10	STRENGTH OF	OPP. STRENGTH	TEAM	ADJ.	CONF.	ADJ CONF.
Average RPI Loss:	123	RECORD	PCT. RANK	GAMES	SCHEDULE	OF SCHEDULE	RPI	RPI	RPI	RPI
DIV. I ONLY	5- 20	311	1- 9	143	108	270	270	9	9	
DIV. I NON-CONF.	4- 7	222	0- 0	158	256	210	210	7	7	
TOTALS	RPI 1-25	RPI 26-50	W-L RECORDS	RPI 51-100	RPI 101-150	RPI 150+				
5- 20	0- 1	0- 2	OVERALL	0- 6	1- 2	4- 9				
2- 9	0- 1	0- 0	HOME	0- 2	1- 1	1- 5				
3- 8	0- 0	0- 1	AWAY	0- 2	0- 1	3- 4				
0- 3	0- 0	0- 1	NEUTRAL	0- 2	0- 0	0- 0				
4- 7	0- 0	0- 1	NON-CONFERENCE	0- 2	1- 1	3- 3				
1- 3	0- 0	0- 0	HOME	0- 0	1- 1	0- 2				
3- 1	0- 0	0- 0	AWAY	0- 0	0- 0	3- 1				
0- 3	0- 0	0- 1	NEUTRAL	0- 2	0- 0	0- 0				
1- 13	0- 1	0- 1	CONFERENCE	0- 4	0- 1	1- 6				
1- 6	0- 1	0- 0	HOME	0- 2	0- 0	1- 3				
0- 7	0- 0	0- 1	AWAY	0- 2	0- 1	0- 3				
0- 0	0- 0	0- 0	NEUTRAL	0- 0	0- 0	0- 0				

RPI S	Opponent	Score	RPI S	Opponent	Score	RPI S	Opponent	Score	RPI S	Opponent	Score	Team's RPI: 270
3	H UConn	37 76	29	N George Washington	78 82	55	N Iowa	50 64	105	A Memphis	57 74	
			42	A South Fla.	49 73	67	A Temple	48 78	134	H La.-Lafayette	52 51	
						67	H Temple	66 75	143	H Long Beach St.	41 47	
						81	A Tulane	48 70	153	H SMU	48 50	
						81	H Tulane	56 59	172	A East Carolina	70 76	
						90	N Wright St.	61 75	172	H East Carolina	59 68	
									189	A Tulsa	28 44	
									189	H Tulsa	62 79	
									190	H UNLV	60 63	
									197	H UTRGV	45 55	
									209	A Cincinnati	50 56	
									216	A Col. of Charleston	48 55	
									229	A Rice	62 59	
									272	H UCF	64 55	
									311	A A&M-Corpus Christi	76 73	
									324	A Incarnate Word	67 51	
LAST 12 Division I GAMES:												
172	H East Carolina	59 68	67	A Temple	48 78							
189	A Tulsa	28 44	189	H Tulsa	62 79							
81	H Tulane	56 59	172	A East Carolina	70 76							
272	H UCF	64 55	153	H SMU	48 50							
209	A Cincinnati	50 56	3	H UConn	37 76							
42	A South Fla.	49 73	105	A Memphis	57 74							

Non-Div I Games:

Houston

■ Loss,
■ Non-Conf,
■ S Site,
■ H Home
■ A Away
N Neutral

Houston Baptist

Through Games Of Feb. 19, 2016

Average RPI Win:	291	WON-LOST	WINNING	LAST 10	STRENGTH OF	OPP. STRENGTH	TEAM	ADJ.	CONF.	ADJ CONF.
Average RPI Loss:	169	RECORD	PCT. RANK	GAMES	SCHEDULE	OF SCHEDULE	RPI	RPI	RPI	RPI
DIV. I ONLY	9- 12	217	5- 5	277	290	246	246	26	26	
DIV. I NON-CONF.	2- 5	253	0- 0	127	305	216	216	26	26	
TOTALS	RPI 1-25	RPI 26-50	W-L RECORDS	RPI 51-100	RPI 101-150	RPI 150+				
9- 12	0- 0	0- 1	OVERALL	0- 1	0- 3	9- 7				
4- 4	0- 0	0- 0	HOME	0- 0	0- 1	4- 3				
4- 8	0- 0	0- 1	AWAY	0- 1	0- 2	4- 4				
1- 0	0- 0	0- 0	NEUTRAL	0- 0	0- 0	1- 0				
2- 5	0- 0	0- 1	NON-CONFERENCE	0- 0	0- 1	2- 3				
0- 2	0- 0	0- 0	HOME	0- 0	0- 1	0- 1				
1- 3	0- 0	0- 1	AWAY	0- 0	0- 0	1- 2				
1- 0	0- 0	0- 0	NEUTRAL	0- 0	0- 0	1- 0				
7- 7	0- 0	0- 0	CONFERENCE	0- 1	0- 2	7- 4				
4- 2	0- 0	0- 0	HOME	0- 0	0- 0	4- 2				
3- 5	0- 0	0- 0	AWAY	0- 1	0- 2	3- 2				
0- 0	0- 0	0- 0	NEUTRAL	0- 0	0- 0	0- 0				

RPI 1-25			RPI 26-50			RPI 51-100			RPI 101+ Team's RPI: 246		
RPI	S	Opponent	Score	RPI	S	Opponent	Score	RPI	S	Opponent	Score
				27	A	UTEP	63 98	62	A	Abilene Christian	60 77
								110	A	Central Ark.	44 45
								128	A	Northwestern St.	44 55
								149	H	UT Arlington	40 64
								165	H	McNeese St.	64 71
								171	A	New Mexico	57 65
								215	H	Texas St.	66 71
								226	H	Stephen F. Austin	50 64
								236	A	Sam Houston St.	70 78
								236	H	Sam Houston St.	67 63
								245	A	Texas Southern	77 65
								254	A	UTSA	50 79
								257	N	Omaha	64 51
								281	A	Lamar	70 77
								281	H	Lamar	77 66
								311	A	A&M-Corpus Christi	73 59
								314	H	Southeastern La.	64 56
								319	H	Nicholls St.	80 71
								324	A	Incarnate Word	62 61
								333	A	New Orleans	71 51
LAST 12 Division I GAMES:											
324	A	Incarnate Word	62 61	62	A	Abilene Christian	60 77				
236	A	Sam Houston St.	70 78	281	A	Lamar	70 77				
281	H	Lamar	77 66	333	A	New Orleans	71 51				
226	H	Stephen F. Austin	50 64	110	A	Central Ark.	44 45				
311	A	A&M-Corpus Christi	73 59	314	H	Southeastern La.	64 56				
236	H	Sam Houston St.	67 63	319	H	Nicholls St.	80 71				

Non-Div I Games: Trinity (TX) 60 46 Huston-Tillotson 96 65 Paul Quinn 95 42

Houston Baptist

Loss, Non-Conf, S Site, H Home A Away N Neutral

Average RPI Win: 256	WON-LOST	WINNING	LAST 10	STRENGTH OF	OPP. STRENGTH	TEAM	ADJ.	CONF.	ADJ CONF.
Average RPI Loss: 212	RECORD	PCT. RANK	GAMES	SCHEDULE	OF SCHEDULE	RPI	RPI	RPI	RPI
DIV. I ONLY	5- 19	309	2- 7	312	287	327	327	31	31
DIV. I NON-CONF.	2- 11	306	1- 1	187	212	283	283	30	30
TOTALS	RPI 1-25	RPI 26-50	W-L RECORDS	RPI 51-100	RPI 101-150	RPI 150+			
5- 19	0- 2	0- 0	OVERALL	0- 0	0- 4	5- 13			
2- 7	0- 0	0- 0	HOME	0- 0	0- 0	2- 7			
3- 11	0- 1	0- 0	AWAY	0- 0	0- 3	3- 6			
0- 1	0- 0	0- 0	NEUTRAL	0- 0	0- 1	0- 0			
2- 11	0- 2	0- 0	NON-CONFERENCE	0- 0	0- 4	2- 5			
1- 3	0- 0	0- 0	HOME	0- 0	0- 0	1- 3			
1- 7	0- 2	0- 0	AWAY	0- 0	0- 3	1- 2			
0- 1	0- 0	0- 0	NEUTRAL	0- 0	0- 1	0- 0			
3- 8	0- 0	0- 0	CONFERENCE	0- 0	0- 0	3- 8			
1- 4	0- 0	0- 0	HOME	0- 0	0- 0	1- 4			
2- 4	0- 0	0- 0	AWAY	0- 0	0- 0	2- 4			
0- 0	0- 0	0- 0	NEUTRAL	0- 0	0- 0	0- 0			

RPI 1-25				RPI 26-50				RPI 51-100				RPI 101+ Team's RPI: 327			
RPI	S	Opponent	Score	RPI	S	Opponent	Score	RPI	S	Opponent	Score	RPI	S	Opponent	Score
16	A	Syracuse	48 97									107	A	Northwestern	49 89
21	A	Duquesne	62 86									113	N	Mercer	53 70
												119	A	Arizona	28 65
												145	A	Xavier	47 70
												151	H	Hampton	83 77
												157	H	Old Dominion	64 83
												169	H	Cornell	76 74
												213	A	Ill.-Chicago	48 75
												227	A	Morgan St.	66 78
												248	A	N.C. A&T	70 88
												255	H	Bethune-Cookman	77 81
												273	A	Coppin St.	71 69
												273	H	Coppin St.	67 83
												274	A	Georgia St.	58 65
												278	H	La Salle	68 71
												295	A	UMES	59 62
												295	H	UMES	57 79
												325	H	LIU Brooklyn	72 89
												329	A	Delaware St.	86 87
												337	A	Mt. St. Mary's	62 49
												346	H	Norfolk St.	108 110
												349	A	N.C. Central	68 61
LAST 12 Division I GAMES:															
295	H	UMES	57 79	255	H	Bethune-Cookman	77 81								
273	A	Coppin St.	71 69	329	A	Delaware St.	86 87								
151	H	Hampton	83 77	273	H	Coppin St.	67 83								
346	H	Norfolk St.	108 110	169	H	Cornell	76 74								
295	A	UMES	59 62	16	A	Syracuse	48 97								
227	A	Morgan St.	66 78	145	A	Xavier	47 70								

Non-Div I Games:

Howard

Average RPI Win:	277	WON-LOST	WINNING	LAST 10	STRENGTH OF	OPP. STRENGTH	TEAM	ADJ.	CONF.	ADJ CONF.
Average RPI Loss:	168	RECORD	PCT. RANK	GAMES	SCHEDULE	OF SCHEDULE	RPI	RPI	RPI	RPI
DIV. I ONLY	4- 20	321	2- 8	179	256	317	317	18	18	
DIV. I NON-CONF.	2- 9	296	0- 0	159	290	294	294	19	19	
TOTALS	RPI 1-25	RPI 26-50	W-L RECORDS	RPI 51-100	RPI 101-150	RPI 150+				
4- 20	0- 0	0- 2	OVERALL	0- 3	0- 3	4- 12				
4- 7	0- 0	0- 1	HOME	0- 1	0- 2	4- 3				
0- 13	0- 0	0- 1	AWAY	0- 2	0- 1	0- 9				
0- 0	0- 0	0- 0	NEUTRAL	0- 0	0- 0	0- 0				
2- 9	0- 0	0- 2	NON-CONFERENCE	0- 0	0- 2	2- 5				
2- 3	0- 0	0- 1	HOME	0- 0	0- 1	2- 1				
0- 6	0- 0	0- 1	AWAY	0- 0	0- 1	0- 4				
0- 0	0- 0	0- 0	NEUTRAL	0- 0	0- 0	0- 0				
2- 11	0- 0	0- 0	CONFERENCE	0- 3	0- 1	2- 7				
2- 4	0- 0	0- 0	HOME	0- 1	0- 1	2- 2				
0- 7	0- 0	0- 0	AWAY	0- 2	0- 0	0- 5				
0- 0	0- 0	0- 0	NEUTRAL	0- 0	0- 0	0- 0				

RPI S	Opponent	Score	RPI S	Opponent	Score	RPI S	Opponent	Score	RPI S	Opponent	Score	Team's RPI: 317
31	A Ohio	52 79	65	A South Dakota St.	64 92	118	H Western Mich.	48 70				
44	H Indiana	72 79	65	H South Dakota St.	42 61	126	H IUPUI	50 69				
			76	A South Dakota	60 92	146	A Northern Ky.	64 77				
						155	A Oral Roberts	59 61				
						155	H Oral Roberts	54 48				
						176	A Detroit	63 64				
						181	A Milwaukee	60 73				
						193	A Fairfield	62 74				
						203	A Oakland	74 81				
						210	H USC Upstate	81 84				
						221	A Western Ill.	87 88				
						221	H Western Ill.	74 78				
						257	A Omaha	64 71				
						257	H Omaha	58 60				
						301	A Denver	50 53				
						301	H Denver	61 49				
						308	A North Dakota St.	85 94				
						315	H Kent St.	86 68				
						336	H Chicago St.	62 51				
LAST 12 Division I GAMES:												
155	H Oral Roberts	54 48	308	A North Dakota St.	85 94							
65	A South Dakota St.	64 92	76	A South Dakota	60 92							
257	A Omaha	64 71	155	A Oral Roberts	59 61							
221	A Western Ill.	87 88	65	H South Dakota St.	42 61							
301	H Denver	61 49	301	A Denver	50 53							
257	H Omaha	58 60	221	H Western Ill.	74 78							

Non-Div I Games: Trine 82 62 Grace (IN) 91 39

IPFW

Loss, Non-Conf, S Site, H Home A Away N Neutral

RPI 1-25				RPI 26-50				RPI 51-100				RPI 101+ Team's RPI: 126			
RPI	S	Opponent	Score	RPI	S	Opponent	Score	RPI	S	Opponent	Score	RPI	S	Opponent	Score
18	A	Louisville	61 70					65	A	South Dakota St.	66 68	102	H	Belmont	62 59
								76	A	South Dakota	59 65	155	A	Oral Roberts	57 54
								85	H	Georgia Tech	50 60	155	H	Oral Roberts	47 52
								87	A	Marquette	60 55	163	A	SIUE	85 67
								97	H	VCU	70 69	217	A	North Texas	67 68
												221	A	Western Ill.	68 60
												221	H	Western Ill.	96 87
												226	N	Stephen F. Austin	62 55
												230	H	Indiana St.	68 43
												257	A	Omaha	54 57
												257	H	Omaha	75 59
												301	A	Denver	67 54
												301	H	Denver	81 75
												308	A	North Dakota St.	64 63
												308	H	North Dakota St.	67 44
												317	A	IPFW	69 50
												330	A	Evansville	68 62
												339	A	Eastern Ill.	71 77
LAST 12 Division I GAMES:															
257	A	Omaha	54 57	76	A	South Dakota	59 65								
301	A	Denver	67 54	65	A	South Dakota St.	66 68								
308	A	North Dakota St.	64 63	308	H	North Dakota St.	67 44								
221	H	Western Ill.	96 87	257	H	Omaha	75 59								
155	A	Oral Roberts	57 54	221	A	Western Ill.	68 60								
301	H	Denver	81 75	155	H	Oral Roberts	47 52								

Page 116

Average RPI Win: 237	WON-LOST	WINNING	LAST 10	STRENGTH OF	OPP. STRENGTH	TEAM	ADJ.	CONF.	ADJ CONF.
Average RPI Loss: 109	RECORD	PCT. RANK	GAMES	SCHEDULE	OF SCHEDULE	RPI	RPI	RPI	RPI
DIV. I ONLY	17- 7	66	8- 2	294	121	136	136	20	20
DIV. I NON-CONF.	6- 4	125	0- 0	134	119	131	131	22	22
TOTALS	RPI 1-25	RPI 26-50	W-L RECORDS	RPI 51-100	RPI 101-150	RPI 150+			
17- 7	0- 1	0- 1	OVERALL	1- 1	2- 1	14- 3			
10- 3	0- 0	0- 0	HOME	0- 1	1- 0	9- 2			
5- 3	0- 1	0- 0	AWAY	0- 0	1- 1	4- 1			
2- 1	0- 0	0- 1	NEUTRAL	1- 0	0- 0	1- 0			
6- 4	0- 1	0- 1	NON-CONFERENCE	1- 1	0- 1	5- 0			
4- 1	0- 0	0- 0	HOME	0- 1	0- 0	4- 0			
0- 2	0- 1	0- 0	AWAY	0- 0	0- 1	0- 0			
2- 1	0- 0	0- 1	NEUTRAL	1- 0	0- 0	1- 0			
11- 3	0- 0	0- 0	CONFERENCE	0- 0	2- 0	9- 3			
6- 2	0- 0	0- 0	HOME	0- 0	1- 0	5- 2			
5- 1	0- 0	0- 0	AWAY	0- 0	1- 0	4- 1			
0- 0	0- 0	0- 0	NEUTRAL	0- 0	0- 0	0- 0			

RPI 1-25				RPI 26-50				RPI 51-100				RPI 101+ Team's RPI: 136			
RPI	S	Opponent	Score	RPI	S	Opponent	Score	RPI	S	Opponent	Score	RPI	S	Opponent	Score
8	A	Oregon St.	44 69	45	N	Duke	68 74	62	H	Abilene Christian	59 71	129	A	North Dakota	65 59
								100	N	Iowa St.	97 65	129	H	North Dakota	92 65
												138	A	Texas Tech	62 78
												159	H	Montana St.	59 62
												164	A	Northern Colo.	68 70
												164	H	Northern Colo.	66 56
												170	A	Sacramento St.	98 88
												184	H	Eastern Wash.	66 74
												214	H	Montana	78 61
												215	N	Texas St.	75 55
												241	H	Wyoming	61 57
												256	H	UC Santa Barbara	64 42
												262	H	Seattle	64 60
												277	A	Northern Ariz.	72 51
												277	H	Northern Ariz.	76 59
												291	H	CSUN	106 50
												320	A	Portland St.	94 65
												320	H	Portland St.	84 63
												328	A	Southern Utah	62 51
												328	H	Southern Utah	93 48
LAST 12 Division I GAMES:															
320	H	Portland St.	84 63	170	A	Sacramento St.	98 88								
129	A	North Dakota	65 59	159	H	Montana St.	59 62								
164	A	Northern Colo.	68 70	214	H	Montana	78 61								
277	H	Northern Ariz.	76 59	328	A	Southern Utah	62 51								
328	H	Southern Utah	93 48	277	A	Northern Ariz.	72 51								
320	A	Portland St.	94 65	184	H	Eastern Wash.	66 74								

Non-Div I Games: Carroll (MT) 75 47 Northwest Chrst. 71 48

Idaho

Loss, Non-Conf, S Site, H Home A Away N Neutral

Average RPI Win: 247	WON-LOST	WINNING	LAST 10	STRENGTH OF	OPP. STRENGTH	TEAM	ADJ.	CONF.	ADJ CONF.
Average RPI Loss: 142	RECORD	PCT. RANK	GAMES	SCHEDULE	OF SCHEDULE	RPI	RPI	RPI	RPI
DIV. I ONLY	10- 12	203	2- 3	306	99	225	225	20	20
DIV. I NON-CONF.	5- 4	138	0- 1	98	101	78	78	22	22
TOTALS	RPI 1-25	RPI 26-50	W-L RECORDS	RPI 51-100	RPI 101-150	RPI 150+			
10- 12	0- 0	0- 2	OVERALL	0- 0	1- 4	9- 6			
4- 4	0- 0	0- 0	HOME	0- 0	0- 1	4- 3			
5- 8	0- 0	0- 2	AWAY	0- 0	1- 3	4- 3			
1- 0	0- 0	0- 0	NEUTRAL	0- 0	0- 0	1- 0			
5- 4	0- 0	0- 2	NON-CONFERENCE	0- 0	1- 2	4- 0			
2- 0	0- 0	0- 0	HOME	0- 0	0- 0	2- 0			
2- 4	0- 0	0- 2	AWAY	0- 0	1- 2	1- 0			
1- 0	0- 0	0- 0	NEUTRAL	0- 0	0- 0	1- 0			
5- 8	0- 0	0- 0	CONFERENCE	0- 0	0- 2	5- 6			
2- 4	0- 0	0- 0	HOME	0- 0	0- 1	2- 3			
3- 4	0- 0	0- 0	AWAY	0- 0	0- 1	3- 3			
0- 0	0- 0	0- 0	NEUTRAL	0- 0	0- 0	3- 0			

RPI 1-25				RPI 26-50				RPI 51-100				RPI 101+ Team's RPI: 225			
RPI	S	Opponent	Score	RPI	S	Opponent	Score	RPI	S	Opponent	Score	RPI	S	Opponent	Score
				26	A	Michigan St.	60 79					107	A	Northwestern	36 72
				27	A	UTEP	54 67					129	A	North Dakota	42 45
												129	H	North Dakota	57 60
												138	A	Texas Tech	64 79
												148	A	Boise St.	80 77
												164	A	Northern Colo.	47 48
												164	H	Northern Colo.	59 61
												170	A	Sacramento St.	62 83
												170	H	Sacramento St.	59 68
												195	N	Southeast Mo. St.	65 64
												199	A	Weber St.	58 57
												199	H	Weber St.	46 61
												201	H	Utah St.	81 67
												218	A	Utah Valley	56 47
												262	H	Seattle	83 67
												277	A	Northern Ariz.	62 63
												277	H	Northern Ariz.	71 61
												320	A	Portland St.	64 42
												320	H	Portland St.	71 70
												328	A	Southern Utah	71 67
LAST 12 Division I GAMES:															
				27	A	UTEP	54 67	277	A	Northern Ariz.	62 63				
				277	H	Northern Ariz.	71 61	328	A	Southern Utah	71 67				
				170	A	Sacramento St.	62 83	199	A	Weber St.	58 57				
				320	A	Portland St.	64 42	320	H	Portland St.	71 70				
				164	H	Northern Colo.	59 61	170	H	Sacramento St.	59 68				
				129	H	North Dakota	57 60	129	A	North Dakota	42 45				

Non-Div I Games: Colo. Christian 82 56 Montana Tech 82 55

Idaho St.

Loss, Non-Conf, S Site, H Home A Away N Neutral

Average RPI Win:	271	WON-LOST	WINNING	LAST 10	STRENGTH OF	OPP. STRENGTH	TEAM	ADJ.	CONF.	ADJ CONF.
Average RPI Loss:	120	RECORD	PCT. RANK	GAMES	SCHEDULE	OF SCHEDULE	RPI	RPI	RPI	RPI
DIV. I ONLY	12- 13	181	3- 7	240	201	213	213	14	14	
DIV. I NON-CONF.	9- 2	37	0- 0	344	291	177	177	16	16	
TOTALS	RPI 1-25	RPI 26-50	W-L RECORDS	RPI 51-100	RPI 101-150	RPI 150+				
12- 13	0- 2	0- 0	OVERALL	1- 3	0- 4	11- 4				
5- 7	0- 1	0- 0	HOME	1- 1	0- 3	4- 2				
7- 6	0- 1	0- 0	AWAY	0- 2	0- 1	7- 2				
0- 0	0- 0	0- 0	NEUTRAL	0- 0	0- 0	0- 0				
9- 2	0- 0	0- 0	NON-CONFERENCE	1- 1	0- 1	8- 0				
4- 1	0- 0	0- 0	HOME	1- 0	0- 1	3- 0				
5- 1	0- 0	0- 0	AWAY	0- 1	0- 0	5- 0				
0- 0	0- 0	0- 0	NEUTRAL	0- 0	0- 0	0- 0				
3- 11	0- 2	0- 0	CONFERENCE	0- 2	0- 3	3- 4				
1- 6	0- 1	0- 0	HOME	0- 1	0- 2	1- 2				
2- 5	0- 1	0- 0	AWAY	0- 1	0- 1	2- 2				
0- 0	0- 0	0- 0	NEUTRAL	0- 0	0- 0	0- 0				

RPI	S	Opponent	Score	RPI	S	Opponent	Score	RPI	S	Opponent	Score	RPI	S	Opponent	Score	Team's RPI: 213
23	A	Green Bay	22 64					63	A	Purdue	51 62	106	H	Youngstown St.	64 69	
23	H	Green Bay	40 58					68	H	Central Mich.	66 63	112	H	Toledo	51 60	
								90	A	Wright St.	62 73	146	A	Northern Ky.	53 55	
								90	H	Wright St.	72 80	146	H	Northern Ky.	61 72	
												176	A	Detroit	65 51	
												176	H	Detroit	80 89	
												181	A	Milwaukee	53 54	
												203	A	Oakland	73 78	
												203	H	Oakland	76 78	
												221	A	Western Ill.	78 70	
												242	A	Valparaiso	54 50	
												292	H	Cleveland St.	80 62	
												301	A	Denver	56 46	
												304	A	Bradley	66 56	
												313	A	Illinois St.	74 65	
												327	H	Howard	75 48	
												331	H	Nevada	70 55	
												336	A	Chicago St.	51 47	
												339	H	Eastern Ill.	66 54	
LAST 12 Division I GAMES:																
23	H	Green Bay	40 58	292	H	Cleveland St.	80 62									
203	A	Oakland	73 78	106	H	Youngstown St.	64 69									
176	A	Detroit	65 51	23	A	Green Bay	22 64									
90	H	Wright St.	72 80	181	A	Milwaukee	53 54									
146	H	Northern Ky.	61 72	176	H	Detroit	80 89									
242	A	Valparaiso	54 50	203	H	Oakland	76 78									

Non-Div I Games:

Ill.-Chicago

Average RPI Win:	166	WON-LOST	WINNING	LAST 10	STRENGTH OF	OPP. STRENGTH	TEAM	ADJ.	CONF.	ADJ CONF.
Average RPI Loss:	61	RECORD	PCT. RANK	GAMES	SCHEDULE	OF SCHEDULE	RPI	RPI	RPI	RPI
DIV. I ONLY	9- 17	261	2- 8	15	62	154	154	4	4	
DIV. I NON-CONF.	7- 4	110	0- 0	12	235	77	77	4	4	
TOTALS	RPI 1-25	RPI 26-50	W-L RECORDS	RPI 51-100	RPI 101-150	RPI 150+				
9- 17	0- 2	1- 4	OVERALL	2- 8	1- 3	5- 0				
8- 9	0- 2	1- 2	HOME	2- 3	1- 2	4- 0				
1- 8	0- 0	0- 2	AWAY	0- 5	0- 1	1- 0				
0- 0	0- 0	0- 0	NEUTRAL	0- 0	0- 0	0- 0				
7- 4	0- 0	1- 2	NON-CONFERENCE	2- 1	1- 1	3- 0				
7- 2	0- 0	1- 1	HOME	2- 1	1- 0	3- 0				
0- 2	0- 0	0- 1	AWAY	0- 0	0- 1	0- 0				
0- 0	0- 0	0- 0	NEUTRAL	0- 0	0- 0	0- 0				
2- 13	0- 2	0- 2	CONFERENCE	0- 7	0- 2	2- 0				
1- 7	0- 2	0- 1	HOME	0- 2	0- 2	1- 0				
1- 6	0- 0	0- 1	AWAY	0- 5	0- 0	1- 0				
0- 0	0- 0	0- 0	NEUTRAL	0- 0	0- 0	0- 0				

RPI	S	Opponent	Score	RPI	S	Opponent	Score	RPI	S	Opponent	Score	RPI	S	Opponent	Score	Team's RPI: 154
5	H	Ohio St.	70 80	28	A	Miami (FL)	64 73	51	A	Rutgers	54 67	105	A	Memphis	75 81	
12	H	Maryland	63 79	29	H	George Washington	57 70	51	H	Rutgers	56 63	107	H	Northwestern	59 69	
				31	H	Ohio	62 53	63	A	Purdue	65 69	125	H	Penn St.	56 65	
				44	A	Indiana	66 68	66	A	Michigan	83 96	133	H	Southern Ill.	78 64	
				44	H	Indiana	68 80	68	H	Central Mich.	74 69	173	A	Wisconsin	76 56	
								69	A	Nebraska	57 73	173	H	Wisconsin	71 65	
								76	H	South Dakota	76 85	223	H	Lehigh	76 67	
								79	A	Minnesota	77 82	263	H	Tennessee St.	98 43	
								79	H	Minnesota	75 106	336	H	Chicago St.	67 36	
								94	H	UT Martin	94 74					
LAST 12 Division I GAMES:																
173	A	Wisconsin	76 56	79	A	Minnesota	77 82									
51	H	Rutgers	56 63	125	H	Penn St.	56 65									
44	H	Indiana	68 80	44	A	Indiana	66 68									
66	A	Michigan	83 96	173	H	Wisconsin	71 65									
107	H	Northwestern	59 69	51	A	Rutgers	54 67									
5	H	Ohio St.	70 80	69	A	Nebraska	57 73									

Non-Div I Games:

Illinois

■ Loss,
 ■ Non-Conf,
 ■ S Site,
 ■ H Home
 ■ A Away
 N Neutral

Average RPI Win:	292	WON-LOST	WINNING	LAST 10	STRENGTH OF	OPP. STRENGTH	TEAM	ADJ.	CONF.	ADJ CONF.
Average RPI Loss:	168	RECORD	PCT. RANK	GAMES	SCHEDULE	OF SCHEDULE	RPI	RPI	RPI	RPI
DIV. I ONLY	6- 18	289	3- 7	269	222	313	313	21	21	
DIV. I NON-CONF.	2- 9	296	0- 0	299	274	341	341	17	17	
TOTALS	RPI 1-25	RPI 26-50	W-L RECORDS	RPI 51-100	RPI 101-150	RPI 150+				
6- 18	0- 1	0- 0	OVERALL	0- 1	0- 5	6- 11				
5- 7	0- 0	0- 0	HOME	0- 1	0- 2	5- 4				
1- 9	0- 1	0- 0	AWAY	0- 0	0- 3	1- 5				
0- 2	0- 0	0- 0	NEUTRAL	0- 0	0- 0	0- 2				
2- 9	0- 1	0- 0	NON-CONFERENCE	0- 0	0- 0	2- 8				
2- 3	0- 0	0- 0	HOME	0- 0	0- 0	2- 3				
0- 4	0- 1	0- 0	AWAY	0- 0	0- 0	0- 3				
0- 2	0- 0	0- 0	NEUTRAL	0- 0	0- 0	0- 2				
4- 9	0- 0	0- 0	CONFERENCE	0- 1	0- 5	4- 3				
3- 4	0- 0	0- 0	HOME	0- 1	0- 2	3- 1				
1- 5	0- 0	0- 0	AWAY	0- 0	0- 3	1- 2				
0- 0	0- 0	0- 0	NEUTRAL	0- 0	0- 0	0- 0				

RPI 1-25				RPI 26-50				RPI 51-100				RPI 101+ Team's RPI: 313			
RPI	S	Opponent	Score	RPI	S	Opponent	Score	RPI	S	Opponent	Score	RPI	S	Opponent	Score
22	A	DePaul	41 89					89	H	Missouri St.	51 73	108	A	UNI	51 65
												108	H	UNI	35 61
												109	A	Drake	41 76
												109	H	Drake	58 98
												133	A	Southern Ill.	71 76
												158	A	Yale	47 60
												163	H	SIUE	57 65
												168	A	Loyola Chicago	61 73
												168	H	Loyola Chicago	41 57
												213	H	Ill.-Chicago	65 74
												221	H	Western Ill.	64 79
												230	A	Indiana St.	56 63
												230	H	Indiana St.	73 62
												254	A	UTSA	51 77
												257	N	Omaha	56 60
												259	N	Northern Ill.	59 68
												260	A	Bowling Green	52 70
												261	H	Murray St.	81 76
												288	H	Wichita St.	70 49
												304	H	Bradley	54 49
												330	A	Evansville	64 57
												336	H	Chicago St.	57 53
LAST 12 Division I GAMES:															
168	A	Loyola Chicago	61 73	168	H	Loyola Chicago	41 57								
108	H	UNI	35 61	304	H	Bradley	54 49								
109	H	Drake	58 98	109	A	Drake	41 76								
230	H	Indiana St.	73 62	108	A	UNI	51 65								
133	A	Southern Ill.	71 76	230	A	Indiana St.	56 63								
330	A	Evansville	64 57	288	H	Wichita St.	70 49								

Non-Div I Games:

Illinois St.

Average RPI Win: 266	WON-LOST	WINNING	LAST 10	STRENGTH OF	OPP. STRENGTH	TEAM	ADJ.	CONF.	ADJ CONF.
Average RPI Loss: 199	RECORD	PCT. RANK	GAMES	SCHEDULE	OF SCHEDULE	RPI	RPI	RPI	RPI
DIV. I ONLY	3- 17	332	3- 7	273	276	324	324	26	26
DIV. I NON-CONF.	0- 7	338	0- 0	195	187	335	335	26	26
TOTALS	RPI 1-25	RPI 26-50	W-L RECORDS	RPI 51-100	RPI 101-150	RPI 150+			
3- 17	0- 0	0- 1	OVERALL	0- 2	0- 3	3- 11			
0- 10	0- 0	0- 0	HOME	0- 1	0- 2	0- 7			
3- 7	0- 0	0- 1	AWAY	0- 1	0- 1	3- 4			
0- 0	0- 0	0- 0	NEUTRAL	0- 0	0- 0	0- 0			
0- 7	0- 0	0- 1	NON-CONFERENCE	0- 1	0- 1	0- 4			
0- 3	0- 0	0- 0	HOME	0- 0	0- 0	0- 3			
0- 4	0- 0	0- 1	AWAY	0- 1	0- 1	0- 1			
0- 0	0- 0	0- 0	NEUTRAL	0- 0	0- 0	0- 0			
3- 10	0- 0	0- 0	CONFERENCE	0- 1	0- 2	3- 7			
0- 7	0- 0	0- 0	HOME	0- 1	0- 2	0- 4			
3- 3	0- 0	0- 0	AWAY	0- 0	0- 0	3- 3			
0- 0	0- 0	0- 0	NEUTRAL	0- 0	0- 0	0- 0			

RPI S	Opponent	Score	RPI S	Opponent	Score	RPI S	Opponent	Score	RPI S	Opponent	Score
46	A Colorado St.	37 60	62	H Abilene Christian	71 86	110	H Central Ark.	57 76	128	H Northwestern St.	48 53
			63	A Purdue	27 95	138	A Texas Tech	55 70	165	A McNeese St.	68 55
						197	A UTRGV	47 60	197	H UTRGV	50 68
						217	H North Texas	55 62	226	A Stephen F. Austin	62 74
						236	H Sam Houston St.	60 65	246	H Houston Baptist	61 62
						270	H Houston	51 67	281	A Lamar	49 59
						311	H A&M-Corpus Christi	56 57	314	A Southeastern La.	70 66
						319	A Nicholls St.	63 61	319	H Nicholls St.	64 66
						333	A New Orleans	49 55			
LAST 12 Division I GAMES:											
246	H Houston Baptist	61 62	311	H A&M-Corpus Christi	56 57						
110	H Central Ark.	57 76	62	H Abilene Christian	71 86						
226	A Stephen F. Austin	62 74	165	A McNeese St.	68 55						
281	A Lamar	49 59	314	A Southeastern La.	70 66						
319	A Nicholls St.	63 61	128	H Northwestern St.	48 53						
319	H Nicholls St.	64 66	333	A New Orleans	49 55						

Non-Div I Games: LSU-Alexandria 96 59 Howard Payne 78 65 Sul Ross St. 54 35 Trinity (TX) 55 61 Incarnate Word

Loss, Non-Conf, S Site, H Home A Away N Neutral

Average RPI Win:	135	WON-LOST	WINNING	LAST 10	STRENGTH OF	OPP. STRENGTH	TEAM	ADJ.	CONF.	ADJ CONF.
Average RPI Loss:	50	RECORD	PCT. RANK	GAMES	SCHEDULE	OF SCHEDULE	RPI	RPI	RPI	RPI
DIV. I ONLY	18- 9	79	8- 2	51	24	44	44	4	4	
DIV. I NON-CONF.	8- 4	99	0- 0	77	58	69	69	4	4	
TOTALS	RPI 1-25	RPI 26-50	W-L RECORDS	RPI 51-100	RPI 101-150	RPI 150+				
18- 9	0- 3	1- 3	OVERALL	7- 2	2- 0	8- 1				
13- 0	0- 0	1- 0	HOME	7- 0	1- 0	4- 0				
4- 6	0- 3	0- 0	AWAY	0- 2	1- 0	3- 1				
1- 3	0- 0	0- 3	NEUTRAL	0- 0	0- 0	1- 0				
8- 4	0- 1	0- 3	NON-CONFERENCE	2- 0	1- 0	5- 0				
5- 0	0- 0	0- 0	HOME	2- 0	1- 0	2- 0				
2- 1	0- 1	0- 0	AWAY	0- 0	0- 0	2- 0				
1- 3	0- 0	0- 3	NEUTRAL	0- 0	0- 0	1- 0				
10- 5	0- 2	1- 0	CONFERENCE	5- 2	1- 0	3- 1				
8- 0	0- 0	1- 0	HOME	5- 0	0- 0	2- 0				
2- 5	0- 2	0- 0	AWAY	0- 2	1- 0	1- 1				
0- 0	0- 0	0- 0	NEUTRAL	0- 0	0- 0	0- 0				

RPI	S	Opponent	Score	RPI	S	Opponent	Score	Team's RPI: 44	RPI	S	Opponent	Score	RPI	S	Opponent	Score
5	A	Ohio St.	70 97	26	H	Michigan St.	81 65		51	H	Rutgers	64 48	107	A	Northwestern	91 84
12	A	Maryland	63 86	28	N	Miami (FL)	75 89		55	H	Iowa	79 74	122	H	Samford	65 56
22	A	DePaul	69 84	31	N	Ohio	56 63		56	H	Chattanooga	54 43	154	A	Illinois	80 68
				37	N	West Virginia	64 75		63	A	Purdue	53 63	154	H	Illinois	68 66
									66	H	Michigan	77 69	158	H	Yale	76 60
									69	H	Nebraska	59 47	173	A	Wisconsin	69 73
									79	A	Minnesota	76 78	173	H	Wisconsin	67 57
									79	H	Minnesota	93 79	230	A	Indiana St.	53 50
									85	H	Georgia Tech	69 60	263	H	Tennessee St.	88 56
													271	N	Austin Peay	90 58
													317	A	IPFW	79 72
LAST 12 Division I GAMES:																
79	H	Minnesota	93 79	51	H	Rutgers	64 48									
173	H	Wisconsin	67 57	107	A	Northwestern	91 84									
154	A	Illinois	80 68	154	H	Illinois	68 66									
69	H	Nebraska	59 47	79	A	Minnesota	76 78									
55	H	Iowa	79 74	26	H	Michigan St.	81 65									
12	A	Maryland	63 86	63	A	Purdue	53 63									

Non-Div I Games:

Indiana

Average RPI Win:	259	WON-LOST	WINNING	LAST 10	STRENGTH OF	OPP. STRENGTH	TEAM	ADJ.	CONF.	ADJ CONF.
Average RPI Loss:	137	RECORD	PCT. RANK	GAMES	SCHEDULE	OF SCHEDULE	RPI	RPI	RPI	RPI
DIV. I ONLY	11- 13	196	5- 5	236	228	230	230	21	21	
DIV. I NON-CONF.	4- 7	222	0- 0	192	248	228	228	17	17	
TOTALS	RPI 1-25	RPI 26-50	W-L RECORDS	RPI 51-100	RPI 101-150	RPI 150+				
11- 13	0- 0	0- 1	OVERALL	0- 3	1- 6	10- 3				
7- 5	0- 0	0- 1	HOME	0- 2	1- 1	6- 1				
4- 7	0- 0	0- 0	AWAY	0- 1	0- 5	4- 1				
0- 1	0- 0	0- 0	NEUTRAL	0- 0	0- 0	0- 1				
4- 7	0- 0	0- 1	NON-CONFERENCE	0- 2	0- 2	4- 2				
2- 3	0- 0	0- 1	HOME	0- 1	0- 0	2- 1				
2- 3	0- 0	0- 0	AWAY	0- 1	0- 2	2- 0				
0- 1	0- 0	0- 0	NEUTRAL	0- 0	0- 0	0- 1				
7- 6	0- 0	0- 0	CONFERENCE	0- 1	1- 4	6- 1				
5- 2	0- 0	0- 0	HOME	0- 1	1- 1	4- 0				
2- 4	0- 0	0- 0	AWAY	0- 0	0- 3	2- 1				
0- 0	0- 0	0- 0	NEUTRAL	0- 0	0- 0	0- 0				

RPI S	Opponent	Score	RPI S	Opponent	Score	RPI S	Opponent	Score	RPI S	Opponent	Score	Team's RPI: 230
44	H Indiana	50 53	59	H Saint Louis	52 62	108	A UNI	42 53				
			68	A Central Mich.	65 85	108	H UNI	45 61				
			89	H Missouri St.	51 59	109	A Drake	55 80				
						109	H Drake	68 53				
						126	A IUPUI	43 68				
						133	A Southern Ill.	64 76				
						146	A Northern Ky.	67 73				
						168	H Loyola Chicago	62 48				
						189	A Tulsa	67 63				
						206	H Butler	70 63				
						226	N Stephen F. Austin	62 71				
						257	H Omaha	50 51				
						288	H Wichita St.	59 33				
						299	A UMKC	77 47				
						304	A Bradley	68 59				
						304	H Bradley	59 37				
						313	A Illinois St.	62 73				
						313	H Illinois St.	63 56				
						330	A Evansville	59 44				
						339	H Eastern Ill.	60 42				
LAST 12 Division I GAMES:												
304	A Bradley	68 59	304	H Bradley	59 37							
109	H Drake	68 53	168	H Loyola Chicago	62 48							
108	H UNI	45 61	108	A UNI	42 53							
313	A Illinois St.	62 73	109	A Drake	55 80							
330	A Evansville	59 44	313	H Illinois St.	63 56							
133	A Southern Ill.	64 76	89	H Missouri St.	51 59							

Non-Div I Games:

Indiana St.

■ Loss,
 ■ Non-Conf,
 ■ S Site,
 ■ H Home
 ■ A Away
 N Neutral

Average RPI Win:	237	WON-LOST	WINNING	LAST 10	STRENGTH OF	OPP. STRENGTH	TEAM	ADJ.	CONF.	ADJ CONF.
Average RPI Loss:	115	RECORD	PCT. RANK	GAMES	SCHEDULE	OF SCHEDULE	RPI	RPI	RPI	RPI
DIV. I ONLY	18- 10	88	8- 2	216	180	115	115	23	23	
DIV. I NON-CONF.	4- 7	222	0- 0	110	31	167	167	24	24	
TOTALS	RPI 1-25	RPI 26-50	W-L RECORDS	RPI 51-100	RPI 101-150	RPI 150+				
18- 10	0- 0	0- 2	OVERALL	0- 2	2- 3	16- 3				
9- 1	0- 0	0- 0	HOME	0- 1	1- 0	8- 0				
8- 7	0- 0	0- 1	AWAY	0- 1	1- 3	7- 2				
1- 2	0- 0	0- 1	NEUTRAL	0- 0	0- 0	1- 1				
4- 7	0- 0	0- 2	NON-CONFERENCE	0- 2	2- 2	2- 1				
2- 1	0- 0	0- 0	HOME	0- 1	1- 0	1- 0				
1- 4	0- 0	0- 1	AWAY	0- 1	1- 2	0- 0				
1- 2	0- 0	0- 1	NEUTRAL	0- 0	0- 0	1- 1				
14- 3	0- 0	0- 0	CONFERENCE	0- 0	0- 1	14- 2				
7- 0	0- 0	0- 0	HOME	0- 0	0- 0	7- 0				
7- 3	0- 0	0- 0	AWAY	0- 0	0- 1	7- 2				
0- 0	0- 0	0- 0	NEUTRAL	0- 0	0- 0	0- 0				

RPI S	Opponent	Score	RPI S	Opponent	Score	RPI S	Opponent	Score	RPI S	Opponent	Score	Team's RPI: 115
29	A George Washington	65 70	51	A Rutgers	33 58	103	A Quinnipiac	61 62	104	A Saint Joseph's	81 75	
40	N Southern California	56 76	97	H VCU	58 74	117	A North Carolina	52 64	139	A Stony Brook	53 58	
						144	H ETSU	56 50	158	N Yale	48 63	
						178	A Marist	61 62	178	H Marist	69 49	
						193	A Fairfield	56 46	194	A Canisius	79 76	
						194	H Canisius	79 56	194	H Canisius	79 56	
						217	H North Texas	62 51	220	A Siena	64 51	
						220	H Siena	63 51	234	A Manhattan	56 63	
						234	H Manhattan	67 56	268	A Monmouth	64 49	
						268	H Monmouth	68 56	268	H Monmouth	68 56	
						284	A Rider	67 48	284	A Rider	67 48	
						284	H Rider	59 46	307	A Niagara	73 52	
						307	A Niagara	73 46	307	H Niagara	73 46	
						310	N Fairleigh Dickinson	77 54	334	A Saint Peter's	65 51	
LAST 12 Division I GAMES:												
220	H Siena	63 51	307	A Niagara	73 52							
103	A Quinnipiac	61 62	268	A Monmouth	64 49							
220	A Siena	64 51	307	H Niagara	73 46							
284	A Rider	67 48	234	A Manhattan	56 63							
268	H Monmouth	68 56	178	A Marist	61 62							
194	A Canisius	79 76	194	H Canisius	79 56							

Non-Div I Games:

Iona

■ Loss,
 ■ Non-Conf,
 ■ S Site,
 ■ H Home
 ■ A Away
 N Neutral

Average RPI Win: 134		WON-LOST	WINNING	LAST 10	STRENGTH OF	OPP. STRENGTH	TEAM	ADJ.	CONF.	ADJ CONF.
Average RPI Loss: 52		RECORD	PCT. RANK	GAMES	SCHEDULE	OF SCHEDULE	RPI	RPI	RPI	RPI
DIV. I ONLY		16- 11	114	3- 7	33	46	55	55	4	4
DIV. I NON-CONF.		10- 2	33	0- 0	74	145	26	26	4	4
TOTALS		RPI 1-25	RPI 26-50		W-L RECORDS		RPI 51-100	RPI 101-150	RPI 150+	
16- 11	0- 2	0- 4		OVERALL		7- 4	4- 1	5- 0		
9- 4	0- 2	0- 1		HOME		4- 0	2- 1	3- 0		
5- 6	0- 0	0- 2		AWAY		2- 4	2- 0	1- 0		
2- 1	0- 0	0- 1		NEUTRAL		1- 0	0- 0	1- 0		
10- 2	0- 0	0- 1		NON-CONFERENCE		3- 1	3- 0	4- 0		
6- 0	0- 0	0- 0		HOME		1- 0	2- 0	3- 0		
2- 1	0- 0	0- 0		AWAY		1- 1	1- 0	0- 0		
2- 1	0- 0	0- 1		NEUTRAL		1- 0	0- 0	1- 0		
6- 9	0- 2	0- 3		CONFERENCE		4- 3	1- 1	1- 0		
3- 4	0- 2	0- 1		HOME		3- 0	0- 1	0- 0		
3- 5	0- 0	0- 2		AWAY		1- 3	1- 0	1- 0		
0- 0	0- 0	0- 0		NEUTRAL		0- 0	0- 0	0- 0		

RPI	S	Opponent	Score	RPI	S	Opponent	Score	RPI	S	Opponent	Score	RPI	S	Opponent	Score
5	H	Ohio St.	81 98	26	A	Michigan St.	73 80	51	H	Rutgers	69 65	107	A	Northwestern	79 64
12	H	Maryland	56 76	26	H	Michigan St.	69 74	63	A	Purdue	73 90	108	A	UNI	80 65
				29	N	George Washington	77 81	63	H	Purdue	63 55	109	H	Drake	89 76
				44	A	Indiana	74 79	66	A	Michigan	75 82	125	H	Penn St.	69 82
								66	H	Michigan	85 69	129	H	North Dakota	83 61
								69	A	Nebraska	74 68	173	A	Wisconsin	57 54
								79	A	Minnesota	76 78	196	H	Robert Morris	69 50
								90	N	Wright St.	83 77	221	H	Western Ill.	96 81
								91	A	Virginia	85 73	270	N	Houston	64 50
								94	H	UT Martin	62 56	304	H	Bradley	60 53
								100	A	Iowa St.	66 69				
LAST 12 Division I GAMES:															
63	H	Purdue	63 55	66	H	Michigan	85 69								
79	A	Minnesota	76 78	63	A	Purdue	73 90								
5	H	Ohio St.	81 98	125	H	Penn St.	69 82								
26	H	Michigan St.	69 74	26	A	Michigan St.	73 80								
44	A	Indiana	74 79	173	A	Wisconsin	57 54								
107	A	Northwestern	79 64	12	H	Maryland	56 76								

Non-Div I Games:

Iowa

■ Loss,
■ Non-Conf, S Site,
■ Home
■ Away
N Neutral

Average RPI Win:	175	WON-LOST	WINNING	LAST 10	STRENGTH OF	OPP. STRENGTH	TEAM	ADJ.	CONF.	ADJ CONF.
Average RPI Loss:	59	RECORD	PCT. RANK	GAMES	SCHEDULE	OF SCHEDULE	RPI	RPI	RPI	RPI
DIV. I ONLY	13- 12	165	2- 8	63	38	100	100	3	3	
DIV. I NON-CONF.	8- 3	77	0- 0	196	189	110	110	3	3	
<hr/>										
TOTALS	RPI 1-25	RPI 26-50	W-L RECORDS	RPI 51-100	RPI 101-150	RPI 150+				
13- 12	1- 5	1- 2	OVERALL	1- 2	2- 3	8- 0				
9- 4	1- 3	0- 0	HOME	1- 1	1- 0	6- 0				
3- 6	0- 2	1- 1	AWAY	0- 1	1- 2	1- 0				
1- 2	0- 0	0- 1	NEUTRAL	0- 0	0- 1	1- 0				
8- 3	0- 0	0- 1	NON-CONFERENCE	1- 0	1- 2	6- 0				
6- 0	0- 0	0- 0	HOME	1- 0	0- 0	5- 0				
1- 1	0- 0	0- 0	AWAY	0- 0	1- 1	0- 0				
1- 2	0- 0	0- 1	NEUTRAL	0- 0	0- 1	1- 0				
5- 9	1- 5	1- 1	CONFERENCE	0- 2	1- 1	2- 0				
3- 4	1- 3	0- 0	HOME	0- 1	1- 0	1- 0				
2- 5	0- 2	1- 1	AWAY	0- 1	0- 1	1- 0				
0- 0	0- 0	0- 0	NEUTRAL	0- 0	0- 0	0- 0				

RPI 1-25				RPI 26-50				RPI 51-100				Team's RPI: 100				RPI 101+			
RPI	S	Opponent	Score	RPI	S	Opponent	Score	RPI	S	Opponent	Score	RPI	S	Opponent	Score	RPI	S	Opponent	Score
4	H	Baylor	61 77	37	A	West Virginia	47 57	55	H	Iowa	69 66	108	A	UNI	84 75				
6	A	Texas	54 75	45	N	Duke	48 86	92	A	TCU	69 79	109	A	Drake	70 74				
6	H	Texas	49 65	49	A	Kansas St.	84 79	92	H	TCU	62 72	136	N	Idaho	65 97				
17	A	Oklahoma St.	76 79									138	A	Texas Tech	66 69				
17	H	Oklahoma St.	49 42									138	H	Texas Tech	77 48				
24	H	Oklahoma	71 77									151	H	Hampton	95 59				
												180	H	Southern U.	86 46				
												211	A	Kansas	63 53				
												211	H	Kansas	65 49				
												215	N	Texas St.	83 61				
												277	H	Northern Ariz.	79 63				
												322	H	Alcorn	91 41				
												338	H	Ark.-Pine Bluff	70 41				
LAST 12 Division I GAMES:																			
138	H	Texas Tech	77 48	92	H	TCU	62 72												
92	A	TCU	69 79	4	H	Baylor	61 77												
37	A	West Virginia	47 57	17	A	Oklahoma St.	76 79												
6	H	Texas	49 65	138	A	Texas Tech	66 69												
211	A	Kansas	63 53	211	H	Kansas	65 49												
24	H	Oklahoma	71 77	6	A	Texas	54 75												

Non-Div I Games:

Iowa St.

■ Loss,
 ■ Non-Conf, S Site,
 ■ Home
 ■ Away
 N Neutral

Average RPI Win:	315	WON-LOST	WINNING	LAST 10	STRENGTH OF	OPP. STRENGTH	TEAM	ADJ.	CONF.	ADJ CONF.
Average RPI Loss:	213	RECORD	PCT. RANK	GAMES	SCHEDULE	OF SCHEDULE	RPI	RPI	RPI	RPI
DIV. I ONLY	9- 12	217	3- 7	342	344	303	303	32	32	
DIV. I NON-CONF.	3- 5	218	0- 0	334	252	297	297	31	31	
TOTALS	RPI 1-25	RPI 26-50	W-L RECORDS	RPI 51-100	RPI 101-150	RPI 150+				
9- 12	0- 1	0- 0	OVERALL	0- 1	0- 1	9- 9				
5- 5	0- 0	0- 0	HOME	0- 0	0- 0	5- 5				
4- 7	0- 1	0- 0	AWAY	0- 1	0- 1	4- 4				
0- 0	0- 0	0- 0	NEUTRAL	0- 0	0- 0	0- 0				
3- 5	0- 1	0- 0	NON-CONFERENCE	0- 1	0- 1	3- 2				
2- 1	0- 0	0- 0	HOME	0- 0	0- 0	2- 1				
1- 4	0- 1	0- 0	AWAY	0- 1	0- 1	1- 1				
0- 0	0- 0	0- 0	NEUTRAL	0- 0	0- 0	0- 0				
6- 7	0- 0	0- 0	CONFERENCE	0- 0	0- 0	6- 7				
3- 4	0- 0	0- 0	HOME	0- 0	0- 0	3- 4				
3- 3	0- 0	0- 0	AWAY	0- 0	0- 0	3- 3				
0- 0	0- 0	0- 0	NEUTRAL	0- 0	0- 0	0- 0				

RPI 1-25				RPI 26-50				RPI 51-100				RPI 101+ Team's RPI: 303			
RPI	S	Opponent	Score	RPI	S	Opponent	Score	RPI	S	Opponent	Score	RPI	S	Opponent	Score
14	A	Kentucky	24 92					81	A	Tulane	49 92	128	A	Northwestern St.	54 59
												180	A	Southern U.	57 84
												180	H	Southern U.	57 66
												192	H	Grambling	58 79
												245	A	Texas Southern	47 66
												245	H	Texas Southern	36 62
												280	H	Alabama St.	70 69
												283	H	Jacksonville St.	71 65
												287	A	Prairie View	77 67
												287	H	Prairie View	52 62
												314	A	Southeastern La.	79 72
												322	A	Alcorn	73 66
												322	H	Alcorn	79 65
												333	A	New Orleans	68 85
												335	H	Lipscomb	53 52
												336	H	Chicago St.	59 76
												338	A	Ark.-Pine Bluff	66 71
												345	H	Alabama A&M	59 58
												348	A	Mississippi Val.	72 46
LAST 12 Division I GAMES:															
287	A	Prairie View	77 67	192	H	Grambling	58 79								
245	A	Texas Southern	47 66	287	H	Prairie View	52 62								
180	H	Southern U.	57 66	245	H	Texas Southern	36 62								
322	H	Alcorn	79 65	180	A	Southern U.	57 84								
338	A	Ark.-Pine Bluff	66 71	322	A	Alcorn	73 66								
348	A	Mississippi Val.	72 46	345	H	Alabama A&M	59 58								

Non-Div I Games: Fisk 78 58 Blue Mountain 74 52 Mobile 100 57

Jackson St.

Loss, Non-Conf, S Site, H Home A Away N Neutral

Jacksonville

Through Games Of Feb. 19, 2016

Average RPI Win:	283	WON-LOST	WINNING	LAST 10	STRENGTH OF	OPP. STRENGTH	TEAM	ADJ.	CONF.	ADJ CONF.
Average RPI Loss:	115	RECORD	PCT. RANK	GAMES	SCHEDULE	OF SCHEDULE	RPI	RPI	RPI	RPI
DIV. I ONLY	14- 10	120	7- 3	248	262	147	147	29	29	
DIV. I NON-CONF.	6- 7	176	1- 0	238	211	194	194	27	27	
TOTALS	RPI 1-25	RPI 26-50	W-L RECORDS	RPI 51-100	RPI 101-150	RPI 150+				
14- 10	0- 2	0- 1	OVERALL	0- 2	0- 2	14- 3				
7- 1	0- 0	0- 0	HOME	0- 1	0- 0	7- 0				
6- 8	0- 1	0- 1	AWAY	0- 0	0- 1	6- 0				
1- 1	0- 0	0- 0	NEUTRAL	0- 0	0- 0	1- 1				
6- 7	0- 2	0- 1	NON-CONFERENCE	0- 0	0- 2	6- 2				
4- 0	0- 0	0- 0	HOME	0- 0	0- 0	4- 0				
1- 6	0- 2	0- 1	AWAY	0- 0	0- 2	1- 1				
1- 1	0- 0	0- 0	NEUTRAL	0- 0	0- 0	1- 1				
8- 3	0- 0	0- 0	CONFERENCE	0- 2	0- 0	8- 1				
3- 1	0- 0	0- 0	HOME	0- 1	0- 0	3- 0				
5- 2	0- 0	0- 0	AWAY	0- 1	0- 0	5- 1				
0- 0	0- 0	0- 0	NEUTRAL	0- 0	0- 0	0- 0				

RPI 1-25				RPI 26-50				RPI 51-100				RPI 101+ Team's RPI: 147			
RPI	S	Opponent	Score	RPI	S	Opponent	Score	RPI	S	Opponent	Score	RPI	S	Opponent	Score
13	A	Florida St.	60 77	42	A	South Fla.	52 74	61	A	FGCU	39 58	114	A	Wake Forest	51 57
16	A	Syracuse	49 65					61	H	FGCU	55 59	149	A	UT Arlington	54 56
												183	A	Stetson	61 66
												183	H	Stetson	69 49
												210	A	USC Upstate	49 43
												231	N	Dartmouth	51 44
												253	A	UNCW	49 51
												255	A	Bethune-Cookman	63 53
												260	N	Bowling Green	69 72
												261	H	Murray St.	79 54
												294	H	FIU	80 44
												297	A	Kennesaw St.	67 42
												297	H	Kennesaw St.	78 63
												298	H	Savannah St.	65 52
												305	H	South Carolina St.	79 47
												321	A	North Florida	73 39
												335	A	Lipscomb	76 55
												335	H	Lipscomb	81 51
												342	A	NJIT	65 36
LAST 12 Division I GAMES:															
335	A	Lipscomb	76 55	342	A	NJIT	65 36								
297	A	Kennesaw St.	67 42	210	A	USC Upstate	49 43								
61	H	FGCU	55 59	297	H	Kennesaw St.	78 63								
183	A	Stetson	61 66	335	H	Lipscomb	81 51								
61	A	FGCU	39 58	321	A	North Florida	73 39								
183	H	Stetson	69 49	298	H	Savannah St.	65 52								

Non-Div I Games: Edward Waters 90 51 Thomas (GA) 88 50

Jacksonville

Loss, Non-Conf, S Site, H Home A Away N Neutral

Average RPI Win:	285	WON-LOST	WINNING	LAST 10	STRENGTH OF	OPP. STRENGTH	TEAM	ADJ.	CONF.	ADJ CONF.
Average RPI Loss:	186	RECORD	PCT. RANK	GAMES	SCHEDULE	OF SCHEDULE	RPI	RPI	RPI	RPI
DIV. I ONLY	9- 16	254	3- 7	303	292	283	283	24	24	
DIV. I NON-CONF.	4- 7	222	0- 0	295	334	277	277	23	23	
TOTALS	RPI 1-25	RPI 26-50	W-L RECORDS	RPI 51-100	RPI 101-150	RPI 150+				
9- 16	0- 0	0- 0	OVERALL	0- 2	0- 5	9- 9				
6- 5	0- 0	0- 0	HOME	0- 1	0- 2	6- 2				
3- 11	0- 0	0- 0	AWAY	0- 1	0- 3	3- 7				
0- 0	0- 0	0- 0	NEUTRAL	0- 0	0- 0	0- 0				
4- 7	0- 0	0- 0	NON-CONFERENCE	0- 1	0- 3	4- 3				
3- 1	0- 0	0- 0	HOME	0- 0	0- 1	3- 0				
1- 6	0- 0	0- 0	AWAY	0- 1	0- 2	1- 3				
0- 0	0- 0	0- 0	NEUTRAL	0- 0	0- 0	0- 0				
5- 9	0- 0	0- 0	CONFERENCE	0- 1	0- 2	5- 6				
3- 4	0- 0	0- 0	HOME	0- 1	0- 1	3- 2				
2- 5	0- 0	0- 0	AWAY	0- 0	0- 1	2- 4				
0- 0	0- 0	0- 0	NEUTRAL	0- 0	0- 0	0- 0				

RPI 1-25				RPI 26-50				RPI 51-100				RPI 101+ Team's RPI: 283					
RPI	S	Opponent	Score	RPI	S	Opponent	Score	RPI	S	Opponent	Score	RPI	S	Opponent	Score		
								63	A	Purdue	48	67	102	A	Belmont	42	56
								94	H	UT Martin	53	63	102	H	Belmont	32	44
												105	A	Memphis	55	70	
												113	A	Mercer	39	46	
												122	H	Samford	39	50	
												163	H	SIUE	57	62	
												187	A	Eastern Ky.	56	54	
												187	H	Eastern Ky.	50	76	
												195	A	Southeast Mo. St.	47	61	
												261	A	Murray St.	74	71	
												263	H	Tennessee St.	69	55	
												271	A	Austin Peay	59	61	
												275	A	Ga. Southern	56	60	
												276	A	Tennessee Tech	49	51	
												276	H	Tennessee Tech	55	46	
												297	H	Kennesaw St.	61	52	
												298	H	Savannah St.	50	35	
												300	A	Morehead St.	63	67	
												303	A	Jackson St.	65	71	
												309	A	Wofford	54	66	
												319	A	Nicholls St.	63	49	
												322	H	Alcorn	67	65	
												339	H	Eastern Ill.	60	52	
LAST 12 Division I GAMES:																	
187	H	Eastern Ky.	50	76	300	A	Morehead St.	63	67								
276	A	Tennessee Tech	49	51	102	H	Belmont	32	44								
102	A	Belmont	42	56	94	H	UT Martin	53	63								
276	H	Tennessee Tech	55	46	195	A	Southeast Mo. St.	47	61								
263	H	Tennessee St.	69	55	261	A	Murray St.	74	71								
187	A	Eastern Ky.	56	54	271	A	Austin Peay	59	61								

Non-Div I Games: Tuskegee 74 47

Jacksonville St.

■ Loss,
 ■ Non-Conf,
 ■ S Site,
 ■ Home
 ■ Away
 N Neutral

Average RPI Win:	173	WON-LOST	WINNING	LAST 10	STRENGTH OF	OPP. STRENGTH	TEAM	ADJ.	CONF.	ADJ CONF.
Average RPI Loss:	59	RECORD	PCT. RANK	GAMES	SCHEDULE	OF SCHEDULE	RPI	RPI	RPI	RPI
DIV. I ONLY	19- 5	33	10- 0	79	97	36	36	13	13	
DIV. I NON-CONF.	7- 4	110	0- 0	83	38	76	76	12	12	
TOTALS	RPI 1-25	RPI 26-50	W-L RECORDS	RPI 51-100	RPI 101-150	RPI 150+				
19- 5	0- 2	0- 2	OVERALL	6- 0	1- 0	12- 1				
12- 0	0- 0	0- 0	HOME	3- 0	1- 0	8- 0				
7- 3	0- 1	0- 1	AWAY	3- 0	0- 0	4- 1				
0- 2	0- 1	0- 1	NEUTRAL	0- 0	0- 0	0- 0				
7- 4	0- 2	0- 2	NON-CONFERENCE	1- 0	1- 0	5- 0				
5- 0	0- 0	0- 0	HOME	1- 0	1- 0	3- 0				
2- 2	0- 1	0- 1	AWAY	0- 0	0- 0	2- 0				
0- 2	0- 1	0- 1	NEUTRAL	0- 0	0- 0	0- 0				
12- 1	0- 0	0- 0	CONFERENCE	5- 0	0- 0	7- 1				
7- 0	0- 0	0- 0	HOME	2- 0	0- 0	5- 0				
5- 1	0- 0	0- 0	AWAY	3- 0	0- 0	2- 1				
0- 0	0- 0	0- 0	NEUTRAL	0- 0	0- 0	0- 0				

RPI 1-25				RPI 26-50				Team's RPI: 36	RPI 51-100				RPI 101+			
RPI	S	Opponent	Score	RPI	S	Opponent	Score		RPI	S	Opponent	Score	RPI	S	Opponent	Score
4	N	Baylor	63 77	34	A	St. Bonaventure	45 56		71	A	Hofstra	71 54	150	H	Davidson	87 45
7	A	UCLA	61 90	37	N	West Virginia	62 69		71	H	Hofstra	57 42	151	A	Hampton	68 56
									84	A	Elon	81 76	160	A	Northeastern	61 52
									93	A	Drexel	59 55	160	H	Northeastern	85 62
									93	H	Drexel	67 56	179	H	Delaware	75 55
									98	H	Liberty	72 56	207	A	Richmond	73 47
													212	A	William & Mary	59 65
													212	H	William & Mary	83 63
													216	H	Col. of Charleston	83 61
													227	H	Morgan St.	92 31
													253	H	UNCW	60 40
													265	H	American	74 45
													282	A	Towson	64 57
													323	H	Longwood	88 30
LAST 12 Division I GAMES:																
212	H	William & Mary	83 63	179	H	Delaware	75 55									
71	H	Hofstra	57 42	282	A	Towson	64 57									
93	A	Drexel	59 55	160	H	Northeastern	85 62									
160	A	Northeastern	61 52	93	H	Drexel	67 56									
71	A	Hofstra	71 54	84	A	Elon	81 76									
253	H	UNCW	60 40	216	H	Col. of Charleston	83 61									

Non-Div I Games:

James Madison

Kansas

Through Games Of Feb. 19, 2016

Average RPI Win:	195	WON-LOST	WINNING	LAST 10	STRENGTH OF	OPP. STRENGTH	TEAM	ADJ.	CONF.	ADJ CONF.
Average RPI Loss:	75	RECORD	PCT. RANK	GAMES	SCHEDULE	OF SCHEDULE	RPI	RPI	RPI	RPI
DIV. I ONLY	5- 20	311	0- 10	17	44	211	211	3	3	
DIV. I NON-CONF.	5- 6	180	0- 0	189	188	237	237	3	3	
TOTALS	RPI 1-25	RPI 26-50	W-L RECORDS	RPI 51-100	RPI 101-150	RPI 150+				
5- 20	0- 6	0- 5	OVERALL	0- 4	2- 2	3- 3				
4- 11	0- 3	0- 3	HOME	0- 3	2- 0	2- 2				
0- 9	0- 3	0- 2	AWAY	0- 1	0- 2	0- 1				
1- 0	0- 0	0- 0	NEUTRAL	0- 0	0- 0	1- 0				
5- 6	0- 0	0- 1	NON-CONFERENCE	0- 1	2- 1	3- 3				
4- 4	0- 0	0- 1	HOME	0- 1	2- 0	2- 2				
0- 2	0- 0	0- 0	AWAY	0- 0	0- 1	0- 1				
1- 0	0- 0	0- 0	NEUTRAL	0- 0	0- 0	1- 0				
0- 14	0- 6	0- 4	CONFERENCE	0- 3	0- 1	0- 0				
0- 7	0- 3	0- 2	HOME	0- 2	0- 0	0- 0				
0- 7	0- 3	0- 2	AWAY	0- 1	0- 1	0- 0				
0- 0	0- 0	0- 0	NEUTRAL	0- 0	0- 0	0- 0				

RPI S Opponent	Score	RPI S Opponent	Score	RPI S Opponent	Score	RPI S Opponent	Score	Team's RPI: 211
4 A Baylor	49 81	37 A West Virginia	35 72	73 H Washington St.	53 66	105 H Memphis	72 63	
4 H Baylor	40 58	37 H West Virginia	45 65	92 H TCU	44 70	119 A Arizona	52 67	
6 A Texas	46 70	38 H St. John's (NY)	71 86	100 A Iowa St.	49 65	135 H Creighton	67 54	
6 H Texas	38 75	49 A Kansas St.	67 81	100 H Iowa St.	53 63	138 A Texas Tech	44 54	
17 H Oklahoma St.	46 74	49 H Kansas St.	46 59			153 A SMU	64 73	
24 A Oklahoma	44 67					155 H Oral Roberts	63 70	
						233 H Navy	61 54	
						245 H Texas Southern	72 65	
						259 N Northern Ill.	66 58	
						299 H UMKC	44 47	
LAST 12 Division I GAMES:								
92 H TCU	44 70	17 H Oklahoma St.	46 74					
49 A Kansas St.	67 81	49 H Kansas St.	46 59					
4 A Baylor	49 81	37 A West Virginia	35 72					
100 H Iowa St.	53 63	6 H Texas	38 75					
138 A Texas Tech	44 54	100 A Iowa St.	49 65					
6 A Texas	46 70	4 H Baylor	40 58					

Non-Div I Games:

Kansas

Loss, Non-Conf, S Site, H Home A Away N Neutral

Average RPI Win:	158	WON-LOST	WINNING	LAST 10	STRENGTH OF	OPP. STRENGTH	TEAM	ADJ.	CONF.	ADJ CONF.
Average RPI Loss:	34	RECORD	PCT. RANK	GAMES	SCHEDULE	OF SCHEDULE	RPI	RPI	RPI	RPI
DIV. I ONLY	16- 9	90	6- 4	20	60	49	49	3	3	
DIV. I NON-CONF.	10- 1	19	0- 0	70	260	15	15	3	3	
TOTALS	RPI 1-25	RPI 26-50	W-L RECORDS	RPI 51-100	RPI 101-150	RPI 150+				
16- 9	2- 5	0- 2	OVERALL	3- 2	2- 0	9- 0				
12- 3	2- 1	0- 1	HOME	3- 1	1- 0	6- 0				
4- 6	0- 4	0- 1	AWAY	0- 1	1- 0	3- 0				
0- 0	0- 0	0- 0	NEUTRAL	0- 0	0- 0	0- 0				
10- 1	0- 1	0- 0	NON-CONFERENCE	2- 0	1- 0	7- 0				
8- 0	0- 0	0- 0	HOME	2- 0	1- 0	5- 0				
2- 1	0- 1	0- 0	AWAY	0- 0	0- 0	2- 0				
0- 0	0- 0	0- 0	NEUTRAL	0- 0	0- 0	0- 0				
6- 8	2- 4	0- 2	CONFERENCE	1- 2	1- 0	2- 0				
4- 3	2- 1	0- 1	HOME	1- 1	0- 0	1- 0				
2- 5	0- 3	0- 1	AWAY	0- 1	1- 0	1- 0				
0- 0	0- 0	0- 0	NEUTRAL	0- 0	0- 0	0- 0				

RPI	S	Opponent	Score	RPI	S	Opponent	Score	Team's RPI: 49	RPI	S	Opponent	Score	RPI	S	Opponent	Score
3	A	UConn	57 97	37	A	West Virginia	44 64		62	H	Abilene Christian	76 45	138	A	Texas Tech	65 53
4	A	Baylor	52 87	37	H	West Virginia	53 72		76	H	South Dakota	84 81	149	H	UT Arlington	61 41
6	A	Texas	51 58						92	A	TCU	73 87	180	H	Southern U.	59 47
6	H	Texas	51 66						92	H	TCU	58 49	189	A	Tulsa	75 67
17	H	Oklahoma St.	47 44						100	H	Iowa St.	79 84	191	H	Fla. Atlantic	102 53
24	A	Oklahoma	58 68										197	H	UTRGV	61 43
24	H	Oklahoma	87 71										211	A	Kansas	59 46
LAST 12 Division I GAMES:																
6	A	Texas	51 58	138	A	Texas Tech	65 53		211	A	Kansas	59 46	221	H	Western Ill.	84 45
211	H	Kansas	81 67	92	H	TCU	58 49		17	H	Oklahoma St.	47 44	236	H	Sam Houston St.	78 50
24	H	Oklahoma	87 71	24	A	Oklahoma	58 68		37	H	West Virginia	53 72	336	A	Chicago St.	63 54
37	A	West Virginia	44 64													
4	A	Baylor	52 87													
6	H	Texas	51 66													

Non-Div I Games:

Kansas St.

■ Loss,
■ Non-Conf,
■ S Site,
■ H Home
■ A Away
N Neutral

Average RPI Win: 310	WON-LOST	WINNING	LAST 10	STRENGTH OF	OPP. STRENGTH	TEAM	ADJ.	CONF.	ADJ CONF.
Average RPI Loss: 183	RECORD	PCT. RANK	GAMES	SCHEDULE	OF SCHEDULE	RPI	RPI	RPI	RPI
DIV. I ONLY	9- 16	254	4- 6	304	316	297	297	29	29
DIV. I NON-CONF.	4- 10	253	0- 1	257	327	307	307	27	27
TOTALS	RPI 1-25	RPI 26-50	W-L RECORDS	RPI 51-100	RPI 101-150	RPI 150+			
9- 16	0- 2	0- 0	OVERALL	0- 1	0- 4	9- 9			
7- 6	0- 0	0- 0	HOME	0- 1	0- 2	7- 3			
2- 10	0- 2	0- 0	AWAY	0- 0	0- 2	2- 6			
0- 0	0- 0	0- 0	NEUTRAL	0- 0	0- 0	0- 0			
4- 10	0- 2	0- 0	NON-CONFERENCE	0- 0	0- 2	4- 6			
4- 2	0- 0	0- 0	HOME	0- 0	0- 1	4- 1			
0- 8	0- 2	0- 0	AWAY	0- 0	0- 1	0- 5			
0- 0	0- 0	0- 0	NEUTRAL	0- 0	0- 0	0- 0			
5- 6	0- 0	0- 0	CONFERENCE	0- 1	0- 2	5- 3			
3- 4	0- 0	0- 0	HOME	0- 1	0- 1	3- 2			
2- 2	0- 0	0- 0	AWAY	0- 0	0- 1	2- 1			
0- 0	0- 0	0- 0	NEUTRAL	0- 0	0- 0	0- 0			































































RPI	S	Opponent	Score	RPI	S	Opponent	Score	RPI	S	Opponent	Score	RPI	S	Opponent	Score	Team's RPI: 297
20	A	Florida	57 84					61	H	FGCU	47 78	113	H	Mercer	61 72	
25	A	Georgia	34 89									145	A	Xavier	59 62	
												147	A	Jacksonville	63 78	
												147	H	Jacksonville	42 67	
												183	H	Stetson	54 57	
												205	A	Gardner-Webb	56 70	
												210	A	USC Upstate	57 66	
												210	H	USC Upstate	53 61	
												222	H	Presbyterian	49 47	
												271	H	Austin Peay	73 65	
												274	H	Georgia St.	62 66	
												283	A	Jacksonville St.	52 61	
												293	A	Florida A&M	67 69	
												300	A	Morehead St.	77 83	
												306	H	Western Caro.	65 53	
												309	A	Wofford	59 70	
												321	A	North Florida	70 55	
												321	H	North Florida	76 54	
												333	H	New Orleans	60 53	
												335	H	Lipscomb	55 54	
												342	A	NJIT	82 77	
												342	H	NJIT	64 48	
LAST 12 Division I GAMES:																
321	H	North Florida	76 54	61	H	FGCU	47 78	183	H	Stetson	54 57	147	A	Jacksonville	63 78	
147	H	Jacksonville	42 67	321	A	North Florida	70 55	335	H	Lipscomb	55 54	309	A	Wofford	59 70	
210	H	USC Upstate	53 61	342	A	NJIT	82 77									
342	A	NJIT	82 77													
210	A	USC Upstate	57 66													
342	H	NJIT	64 48													

Non-Div I Games: Thomas (GA) 70 41

Kennesaw St.





Loss, Non-Conf, S Site, H Home A Away N Neutral

Average RPI Win:	237	WON-LOST	WINNING	LAST 10	STRENGTH OF	OPP. STRENGTH	TEAM	ADJ.	CONF.	ADJ CONF.
Average RPI Loss:	157	RECORD	PCT. RANK	GAMES	SCHEDULE	OF SCHEDULE	RPI	RPI	RPI	RPI
DIV. I ONLY	4- 18	317	2- 8	199	172	315	315	11	11	
DIV. I NON-CONF.	2- 7	280	0- 0	326	277	344	344	13	13	
TOTALS	RPI 1-25	RPI 26-50	W-L RECORDS	RPI 51-100	RPI 101-150	RPI 150+				
4- 18	0- 0	0- 1	OVERALL	1- 4	0- 7	3- 6				
4- 8	0- 0	0- 1	HOME	1- 2	0- 3	3- 2				
0- 10	0- 0	0- 0	AWAY	0- 2	0- 4	0- 4				
0- 0	0- 0	0- 0	NEUTRAL	0- 0	0- 0	0- 0				
2- 7	0- 0	0- 0	NON-CONFERENCE	0- 2	0- 1	2- 4				
2- 4	0- 0	0- 0	HOME	0- 2	0- 0	2- 2				
0- 3	0- 0	0- 0	AWAY	0- 0	0- 1	0- 2				
0- 0	0- 0	0- 0	NEUTRAL	0- 0	0- 0	0- 0				
2- 11	0- 0	0- 1	CONFERENCE	1- 2	0- 6	1- 2				
2- 4	0- 0	0- 1	HOME	1- 0	0- 3	1- 0				
0- 7	0- 0	0- 0	AWAY	0- 2	0- 3	0- 2				
0- 0	0- 0	0- 0	NEUTRAL	0- 0	0- 0	0- 0				

RPI 1-25	RPI 26-50	RPI 51-100	RPI 101+	Team's RPI: 315
RPI S Opponent Score	RPI S Opponent Score	RPI S Opponent Score	RPI S Opponent Score	
	31  Ohio 54  93	68  Central Mich. 61  81	106  Youngstown St. 61  91	
		77  Ball St. 59 50	112  Toledo 67  73	
		79  Minnesota 73  85	112  Toledo 64  67	
		90  Wright St. 68  73	118  Western Mich. 52  73	
		95  Eastern Mich. 51  72	118  Western Mich. 53  65	
			127  Akron 66  78	
			140  Buffalo 66  77	
			204  Brown 57  62	
			258  Miami (OH) 52  55	
			259  Northern Ill. 95 85	
			260  Bowling Green 49  71	
			292  Cleveland St. 49  60	
			302  Colgate 76 71	
			304  Bradley 60  68	
			308  North Dakota St. 75 54	
			317  IPFW 68  86	
LAST 12 Division I GAMES:				
127  Akron 66  78	260  Bowling Green 49  71			
77  Ball St. 59 50	31  Ohio 54  93			
112  Toledo 64  67	95  Eastern Mich. 51  72			
258  Miami (OH) 52  55	118  Western Mich. 52  73			
118  Western Mich. 53  65	140  Buffalo 66  77			
259  Northern Ill. 95 85	112  Toledo 67  73			

Non-Div I Games: Malone 73 59

Kent St.

 Loss,
  Non-Conf,
  S Site,
  H Home
  A Away
 N Neutral

Kentucky

Through Games Of Feb. 19, 2016

Average RPI Win:	120	WON-LOST	WINNING	LAST 10	STRENGTH OF	OPP. STRENGTH	TEAM	ADJ.	CONF.	ADJ CONF.
Average RPI Loss:	52	RECORD	PCT. RANK	GAMES	SCHEDULE	OF SCHEDULE	RPI	RPI	RPI	RPI
DIV. I ONLY	18- 6	49	5- 5	12	19	14	14	2	2	
DIV. I NON-CONF.	11- 0	1	0- 0	105	68	7	7	2	2	
TOTALS	RPI 1-25	RPI 26-50	W-L RECORDS	RPI 51-100	RPI 101-150	RPI 150+				
18- 6	4- 3	2- 0	OVERALL	4- 2	2- 0	6- 1				
12- 2	2- 1	1- 0	HOME	2- 1	1- 0	6- 0				
6- 4	2- 2	1- 0	AWAY	2- 1	1- 0	0- 1				
0- 0	0- 0	0- 0	NEUTRAL	0- 0	0- 0	0- 0				
11- 0	2- 0	1- 0	NON-CONFERENCE	2- 0	1- 0	5- 0				
8- 0	1- 0	1- 0	HOME	1- 0	0- 0	5- 0				
3- 0	1- 0	0- 0	AWAY	1- 0	1- 0	0- 0				
0- 0	0- 0	0- 0	NEUTRAL	0- 0	0- 0	0- 0				
7- 6	2- 3	1- 0	CONFERENCE	2- 2	1- 0	1- 1				
4- 2	1- 1	0- 0	HOME	1- 1	1- 0	1- 0				
3- 4	1- 2	1- 0	AWAY	1- 1	0- 0	0- 1				
0- 0	0- 0	0- 0	NEUTRAL	0- 0	0- 0	0- 0				

RPI	S	Opponent	Score	RPI	S	Opponent	Score	RPI	S	Opponent	Score	RPI	S	Opponent	Score
2	A	South Carolina	68 78	33	A	Mississippi St.	83 60	52	A	Auburn	61 66	132	H	LSU	70 58
2	H	South Carolina	62 73	45	H	Duke	71 61	52	H	Auburn	54 47	146	A	Northern Ky.	84 65
9	A	Arizona St.	68 64					74	A	Middle Tenn.	68 52	156	H	Alabama	73 48
18	H	Louisville	72 54					75	A	Vanderbilt	71 55	161	A	Ole Miss	65 73
19	H	Tennessee	64 63					75	H	Vanderbilt	69 71	177	H	Colorado	86 61
20	A	Florida	79 85					95	H	Eastern Mich.	89 67	229	H	Rice	72 39
25	A	Georgia	64 53									263	H	Tennessee St.	81 39
												300	H	Morehead St.	112 57
												303	H	Jackson St.	92 24
LAST 12 Division I GAMES:															
33	A	Mississippi St.	83 60	19	H	Tennessee	64 63								
75	A	Vanderbilt	71 55	161	A	Ole Miss	65 73								
132	H	LSU	70 58	52	H	Auburn	54 47								
2	A	South Carolina	68 78	2	H	South Carolina	62 73								
20	A	Florida	79 85	25	A	Georgia	64 53								
75	H	Vanderbilt	69 71	156	H	Alabama	73 48								

Non-Div I Games:

Kentucky

■ Loss,
 ■ Non-Conf, S Site,
 ■ Home
 ■ Away
 N Neutral

Average RPI Win:	312	WON-LOST	WINNING	LAST 10	STRENGTH OF	OPP. STRENGTH	TEAM	ADJ.	CONF.	ADJ CONF.
Average RPI Loss:	236	RECORD	PCT. RANK	GAMES	SCHEDULE	OF SCHEDULE	RPI	RPI	RPI	RPI
DIV. I ONLY	8- 17	266	4- 6	336	346	325	325	30	30	
DIV. I NON-CONF.	2- 9	296	0- 0	311	316	332	332	32	32	
TOTALS	RPI 1-25	RPI 26-50	W-L RECORDS	RPI 51-100	RPI 101-150	RPI 150+				
8- 17	0- 1	0- 0	OVERALL	0- 0	0- 2	8- 14				
2- 10	0- 1	0- 0	HOME	0- 0	0- 0	2- 9				
6- 5	0- 0	0- 0	AWAY	0- 0	0- 2	6- 3				
0- 2	0- 0	0- 0	NEUTRAL	0- 0	0- 0	0- 2				
2- 9	0- 1	0- 0	NON-CONFERENCE	0- 0	0- 2	2- 6				
0- 5	0- 1	0- 0	HOME	0- 0	0- 0	0- 4				
2- 2	0- 0	0- 0	AWAY	0- 0	0- 2	2- 0				
0- 2	0- 0	0- 0	NEUTRAL	0- 0	0- 0	0- 2				
6- 8	0- 0	0- 0	CONFERENCE	0- 0	0- 0	6- 8				
2- 5	0- 0	0- 0	HOME	0- 0	0- 0	2- 5				
4- 3	0- 0	0- 0	AWAY	0- 0	0- 0	4- 3				
0- 0	0- 0	0- 0	NEUTRAL	0- 0	0- 0	0- 0				

RPI 1-25			RPI 26-50			RPI 51-100			RPI 101+ Team's RPI: 325		
RPI	S	Opponent	Score	RPI	S	Opponent	Score	RPI	S	Opponent	Score
13	H	Florida St.	42 78					139	A	Stony Brook	54 71
								140	A	Buffalo	38 55
								196	H	Robert Morris	49 52
								228	H	Columbia	74 84
								233	A	Navy	68 66
								236	H	Sam Houston St.	56 63
								238	A	Sacred Heart	47 71
								238	H	Sacred Heart	53 62
								240	A	Bryant	55 63
								255	N	Bethune-Cookman	55 68
								258	N	Miami (OH)	49 68
								264	H	Saint Francis (PA)	75 84
								267	A	Central Conn. St.	59 45
								267	H	Central Conn. St.	57 65
								302	H	Colgate	53 63
								310	A	Fairleigh Dickinson	58 75
								310	H	Fairleigh Dickinson	65 62
								327	A	Howard	89 72
								337	A	Mt. St. Mary's	61 51
								337	H	Mt. St. Mary's	53 50
								341	A	St. Francis Brooklyn	65 62
								341	H	St. Francis Brooklyn	51 71
								342	H	NJIT	44 53
								344	A	Wagner	73 63
LAST 12 Division I GAMES:											
267	H	Central Conn. St.	57 65	310	A	Fairleigh Dickinson	58 75	341	H	St. Francis Brooklyn	51 71
341	A	St. Francis Brooklyn	65 62	341	H	St. Francis Brooklyn	51 71	342	H	NJIT	44 53
238	A	Sacred Heart	47 71	344	A	Wagner	73 63	344	A	Wagner	73 63
337	H	Mt. St. Mary's	53 50	240	A	Bryant	55 63				
238	H	Sacred Heart	53 62	196	H	Robert Morris	49 52				
310	H	Fairleigh Dickinson	65 62	264	H	Saint Francis (PA)	75 84				

Non-Div I Games:

LIU Brooklyn

■ Loss,
 ■ Non-Conf,
 ■ S Site,
 ■ H Home
 ■ A Away
 N Neutral

Average RPI Win:	178	WON-LOST	WINNING	LAST 10	STRENGTH OF	OPP. STRENGTH	TEAM	ADJ.	CONF.	ADJ CONF.
Average RPI Loss:	60	RECORD	PCT. RANK	GAMES	SCHEDULE	OF SCHEDULE	RPI	RPI	RPI	RPI
DIV. I ONLY	8- 18	271	1- 9	6	65	132	132	2	2	
DIV. I NON-CONF.	6- 7	176	0- 0	29	178	117	117	2	2	
TOTALS	RPI 1-25	RPI 26-50	W-L RECORDS	RPI 51-100	RPI 101-150	RPI 150+				
8- 18	1- 6	0- 2	OVERALL	0- 6	2- 3	5- 1				
5- 6	0- 2	0- 1	HOME	0- 1	1- 2	4- 0				
2- 10	1- 4	0- 1	AWAY	0- 3	1- 1	0- 1				
1- 2	0- 0	0- 0	NEUTRAL	0- 2	0- 0	1- 0				
6- 7	0- 1	0- 0	NON-CONFERENCE	0- 4	2- 2	4- 0				
4- 1	0- 0	0- 0	HOME	0- 0	1- 1	3- 0				
1- 4	0- 1	0- 0	AWAY	0- 2	1- 1	0- 0				
1- 2	0- 0	0- 0	NEUTRAL	0- 2	0- 0	1- 0				
2- 11	1- 5	0- 2	CONFERENCE	0- 2	0- 1	1- 1				
1- 5	0- 2	0- 1	HOME	0- 1	0- 1	1- 0				
1- 6	1- 3	0- 1	AWAY	0- 1	0- 0	0- 1				
0- 0	0- 0	0- 0	NEUTRAL	0- 0	0- 0	0- 0				

RPI	S	Opponent	Score	RPI	S	Opponent	Score	RPI	S	Opponent	Score	RPI	S	Opponent	Score	Team's RPI: 132
3	A	UConn	40 86	33	H	Mississippi St.	52 71	51	A	Rutgers	57 69	114	A	Wake Forest	57 60	
14	A	Kentucky	58 70	35	A	Missouri	46 52	52	H	Auburn	53 63	122	H	Samford	44 47	
15	A	Texas A&M	54 68					63	N	Purdue	52 69	130	A	Little Rock	57 51	
15	H	Texas A&M	35 53					75	A	Vanderbilt	42 58	131	H	Arkansas	44 48	
20	A	Florida	45 53					78	N	Maine	41 52	143	H	Long Beach St.	59 53	
25	A	Georgia	53 46					81	A	Tulane	63 67	156	A	Alabama	45 62	
25	H	Georgia	47 58									161	H	Ole Miss	76 57	
												178	N	Marist	72 49	
												245	H	Texas Southern	86 36	
												256	H	UC Santa Barbara	68 50	
												285	H	La.-Monroe	61 54	
LAST 12 Division I GAMES:																
15	A	Texas A&M	54 68	25	A	Georgia	53 46									
25	H	Georgia	47 58	131	H	Arkansas	44 48									
14	A	Kentucky	58 70	20	A	Florida	45 53									
33	H	Mississippi St.	52 71	75	A	Vanderbilt	42 58									
52	H	Auburn	53 63	15	H	Texas A&M	35 53									
35	A	Missouri	46 52	161	H	Ole Miss	76 57									

Non-Div I Games:

LSU

■ Loss,
■ Non-Conf,
■ S Site,
■ H Home
■ A Away
N Neutral

Average RPI Win:	255	WON-LOST	WINNING	LAST 10	STRENGTH OF	OPP. STRENGTH	TEAM	ADJ.	CONF.	ADJ CONF.
Average RPI Loss:	128	RECORD	PCT. RANK	GAMES	SCHEDULE	OF SCHEDULE	RPI	RPI	RPI	RPI
DIV. I ONLY	5- 21	315	2- 8	152	123	278	278	7	7	
DIV. I NON-CONF.	3- 10	277	0- 1	141	261	243	243	8	8	
TOTALS	RPI 1-25	RPI 26-50	W-L RECORDS	RPI 51-100	RPI 101-150	RPI 150+				
5- 21	0- 0	0- 3	OVERALL	0- 5	1- 3	4- 10				
2- 10	0- 0	0- 1	HOME	0- 4	1- 1	1- 4				
2- 10	0- 0	0- 2	AWAY	0- 1	0- 2	2- 5				
1- 1	0- 0	0- 0	NEUTRAL	0- 0	0- 0	1- 1				
3- 10	0- 0	0- 2	NON-CONFERENCE	0- 2	0- 1	3- 5				
0- 5	0- 0	0- 1	HOME	0- 2	0- 0	0- 2				
2- 4	0- 0	0- 1	AWAY	0- 0	0- 1	2- 2				
1- 1	0- 0	0- 0	NEUTRAL	0- 0	0- 0	1- 1				
2- 11	0- 0	0- 1	CONFERENCE	0- 3	1- 2	1- 5				
2- 5	0- 0	0- 0	HOME	0- 2	1- 1	1- 2				
0- 6	0- 0	0- 1	AWAY	0- 1	0- 1	0- 3				
0- 0	0- 0	0- 0	NEUTRAL	0- 0	0- 0	0- 0				

RPI S	Opponent	Score	RPI S	Opponent	Score	RPI S	Opponent	Score	RPI S	Opponent	Score	Team's RPI: 278
28	A Miami (FL)	58 86	54	H Villanova	56 67	104	A Saint Joseph's	55 64				
29	A George Washington	59 83	59	A Saint Louis	70 79	104	H Saint Joseph's	75 70				
32	H Penn	68 78	60	H Dayton	51 67	114	A Wake Forest	53 61				
			67	H Temple	48 77	150	H Davidson	58 66				
			97	H VCU	76 84	162	A UMBC	29 60				
						166	A George Mason	70 79				
						174	A Fordham	44 54				
						181	N Milwaukee	53 69				
						193	A Fairfield	59 62				
						196	H Robert Morris	45 76				
						202	A Rhode Island	52 62				
						202	H Rhode Island	61 72				
						207	H Richmond	43 60				
						217	H North Texas	63 69				
						232	H Massachusetts	66 57				
						268	A Monmouth	65 50				
						327	A Howard	71 68				
						346	N Norfolk St.	67 59				
LAST 12 Division I GAMES:												
104	H Saint Joseph's	75 70	60	H Dayton	51 67							
174	A Fordham	44 54	59	A Saint Louis	70 79							
232	H Massachusetts	66 57	32	H Penn	68 78							
97	H VCU	76 84	202	H Rhode Island	61 72							
202	A Rhode Island	52 62	29	A George Washington	59 83							
104	A Saint Joseph's	55 64	166	A George Mason	70 79							

Non-Div I Games:

La Salle

■ Loss,
■ Non-Conf,
■ S Site,
■ H Home
■ A Away
N Neutral

La.-Lafayette

Through Games Of Feb. 19, 2016

Average RPI Win:	220	WON-LOST	WINNING	LAST 10	STRENGTH OF	OPP. STRENGTH	TEAM	ADJ.	CONF.	ADJ CONF.
Average RPI Loss:	163	RECORD	PCT. RANK	GAMES	SCHEDULE	OF SCHEDULE	RPI	RPI	RPI	RPI
DIV. I ONLY	15- 7	76	6- 4	270	187	134	134	16	16	
DIV. I NON-CONF.	5- 2	86	0- 0	324	216	147	147	14	14	
TOTALS	RPI 1-25	RPI 26-50	W-L RECORDS	RPI 51-100	RPI 101-150	RPI 150+				
15- 7	0- 0	0- 2	OVERALL	0- 0	4- 1	11- 4				
7- 3	0- 0	0- 1	HOME	0- 0	1- 1	6- 1				
6- 4	0- 0	0- 1	AWAY	0- 0	2- 0	4- 3				
2- 0	0- 0	0- 0	NEUTRAL	0- 0	1- 0	1- 0				
5- 2	0- 0	0- 0	NON-CONFERENCE	0- 0	1- 0	4- 2				
2- 0	0- 0	0- 0	HOME	0- 0	0- 0	2- 0				
1- 2	0- 0	0- 0	AWAY	0- 0	0- 0	1- 2				
2- 0	0- 0	0- 0	NEUTRAL	0- 0	1- 0	1- 0				
10- 5	0- 0	0- 2	CONFERENCE	0- 0	3- 1	7- 2				
5- 3	0- 0	0- 1	HOME	0- 0	1- 1	4- 1				
5- 2	0- 0	0- 1	AWAY	0- 0	2- 0	3- 1				
0- 0	0- 0	0- 0	NEUTRAL	0- 0	0- 0	0- 0				

RPI 1-25			RPI 26-50			RPI 51-100			RPI 101+ Team's RPI: 134		
RPI	S	Opponent	Score	RPI	S	Opponent	Score	RPI	S	Opponent	Score
				43	A	Arkansas St.	56 83	130	A	Little Rock	65 58
				43	H	Arkansas St.	62 74	130	H	Little Rock	49 58
								131	N	Arkansas	67 59
								149	A	UT Arlington	59 42
								149	H	UT Arlington	63 52
								161	A	Ole Miss	82 78
								175	A	Louisiana Tech	62 79
								185	H	South Ala.	69 50
								188	H	Troy	56 53
								215	H	Texas St.	42 46
								238	N	Sacred Heart	60 58
								256	H	UC Santa Barbara	61 42
								266	A	Appalachian St.	59 76
								266	H	Appalachian St.	60 51
								270	A	Houston	51 52
								274	A	Georgia St.	77 57
								275	A	Ga. Southern	56 39
								285	A	La.-Monroe	71 52
								285	H	La.-Monroe	52 40
								322	H	Alcorn	73 61
LAST 12 Division I GAMES:											
				149	A	UT Arlington	59 42	215	H	Texas St.	42 46
				130	H	Little Rock	49 58	188	H	Troy	56 53
				43	H	Arkansas St.	62 74	185	H	South Ala.	69 50
				266	A	Appalachian St.	59 76	274	A	Georgia St.	77 57
				285	H	La.-Monroe	52 40	275	A	Ga. Southern	56 39
				149	H	UT Arlington	63 52	43	A	Arkansas St.	56 83

Non-Div I Games: Southern-N.O. 81 28 Dillard 84 36

La.-Lafayette

Loss, Non-Conf, S Site, H Home A Away N Neutral

<div> <div> <div>Average RPI Win: 262</div> <div>Average RPI Loss: 157</div> </div> <div> <div>WON-LOST</div> <div>RECORD</div> </div> <div> <div>WINNING</div> <div>PCT. RANK</div> </div> <div> <div>LAST 10</div> <div>GAMES</div> </div> </div>				STRENGTH OF SCHEDULE	OPP. STRENGTH OF SCHEDULE	TEAM RPI	ADJ. RPI	CONF. RPI	ADJ CONF. RPI
DIV. I ONLY				224	194	285	285	16	16
DIV. I NON-CONF.				331	151	248	248	14	14
TOTALS	RPI 1-25	RPI 26-50	W-L RECORDS	RPI 51-100	RPI 101-150	RPI 150+			
5- 15	0- 0	0- 2	OVERALL	0- 1	0- 6	5- 6			
3- 6	0- 0	0- 1	HOME	0- 0	0- 3	3- 2			
2- 9	0- 0	0- 1	AWAY	0- 1	0- 3	2- 4			
0- 0	0- 0	0- 0	NEUTRAL	0- 0	0- 0	0- 0			
2- 3	0- 0	0- 0	NON-CONFERENCE	0- 1	0- 1	2- 1			
1- 0	0- 0	0- 0	HOME	0- 0	0- 0	1- 0			
1- 3	0- 0	0- 0	AWAY	0- 1	0- 1	1- 1			
0- 0	0- 0	0- 0	NEUTRAL	0- 0	0- 0	0- 0			
3- 12	0- 0	0- 2	CONFERENCE	0- 0	0- 5	3- 5			
2- 6	0- 0	0- 1	HOME	0- 0	0- 3	2- 2			
1- 6	0- 0	0- 1	AWAY	0- 0	0- 2	1- 3			
0- 0	0- 0	0- 0	NEUTRAL	0- 0	0- 0	0- 0			

RPI 1-25				RPI 26-50				RPI 51-100				RPI 101+				Team's RPI: 285	
RPI	S	Opponent	Score	RPI	S	Opponent	Score	RPI	S	Opponent	Score	RPI	S	Opponent	Score		
				43	A	Arkansas St.	43 66	92	A	TCU	42 80	130	A	Little Rock	44 56		
				43	H	Arkansas St.	64 78					130	H	Little Rock	37 53		
												132	A	LSU	54 61		
												134	A	La.-Lafayette	40 52		
												134	H	La.-Lafayette	52 71		
												149	H	UT Arlington	50 60		
												165	A	McNeese St.	62 72		
												185	H	South Ala.	57 63		
												188	H	Troy	77 73		
												215	A	Texas St.	57 63		
												215	H	Texas St.	63 59		
												266	A	Appalachian St.	52 64		
												266	H	Appalachian St.	54 57		
												274	A	Georgia St.	52 65		
												275	A	Ga. Southern	50 49		
												314	A	Southeastern La.	88 84		
												319	H	Nicholls St.	69 57		
LAST 12 Division I GAMES:																	
				215	A	Texas St.	57 63	149	H	UT Arlington	50 60						
				43	H	Arkansas St.	64 78	185	H	South Ala.	57 63						
				130	H	Little Rock	37 53	188	H	Troy	77 73						
				266	A	Appalachian St.	52 64	275	A	Ga. Southern	50 49						
				134	A	La.-Lafayette	40 52	274	A	Georgia St.	52 65						
				215	H	Texas St.	63 59	130	A	Little Rock	44 56						

Non-Div I Games:	LSU-Alexandria	73	42	Louisiana Col.	85	42	LSU-Shreveport	57	40	Dillard	70	46	La.-Monroe
------------------	----------------	----	----	----------------	----	----	----------------	----	----	---------	----	----	------------

Loss, Non-Conf, S Site, H Home A Away N Neutral

Lafayette

Through Games Of Feb. 19, 2016

Average RPI Win: 317	WON-LOST	WINNING	LAST 10	STRENGTH OF	OPP. STRENGTH	TEAM	ADJ.	CONF.	ADJ CONF.
Average RPI Loss: 198	RECORD	PCT. RANK	GAMES	SCHEDULE	OF SCHEDULE	RPI	RPI	RPI	RPI
DIV. I ONLY	6- 18	289	3- 7	309	306	326	326	27	27
DIV. I NON-CONF.	2- 8	290	0- 0	280	302	328	328	28	28
TOTALS	RPI 1-25	RPI 26-50	W-L RECORDS	RPI 51-100	RPI 101-150	RPI 150+			
6- 18	0- 1	0- 1	OVERALL	0- 2	0- 0	6- 14			
4- 6	0- 1	0- 0	HOME	0- 1	0- 0	4- 4			
2- 10	0- 0	0- 1	AWAY	0- 1	0- 0	2- 8			
0- 2	0- 0	0- 0	NEUTRAL	0- 0	0- 0	0- 2			
2- 8	0- 1	0- 1	NON-CONFERENCE	0- 0	0- 0	2- 6			
2- 1	0- 1	0- 0	HOME	0- 0	0- 0	2- 0			
0- 5	0- 0	0- 1	AWAY	0- 0	0- 0	0- 4			
0- 2	0- 0	0- 0	NEUTRAL	0- 0	0- 0	0- 2			
4- 10	0- 0	0- 0	CONFERENCE	0- 2	0- 0	4- 8			
2- 5	0- 0	0- 0	HOME	0- 1	0- 0	2- 4			
2- 5	0- 0	0- 0	AWAY	0- 1	0- 0	2- 4			
0- 0	0- 0	0- 0	NEUTRAL	0- 0	0- 0	0- 0			

RPI 1-25				RPI 26-50				RPI 51-100				RPI 101+ Team's RPI: 326			
RPI	S	Opponent	Score	RPI	S	Opponent	Score	RPI	S	Opponent	Score	RPI	S	Opponent	Score
21	H	Duquesne	65 73	32	A	Penn	37 54	70	A	Army West Point	57 84	174	A	Fordham	49 61
								70	H	Army West Point	45 78	179	A	Delaware	47 67
												207	N	Richmond	46 54
												208	A	Hartford	50 55
												223	A	Lehigh	74 82
												233	A	Navy	48 64
												233	H	Navy	58 65
												244	A	Holy Cross	49 66
												244	H	Holy Cross	54 57
												250	A	Loyola Maryland	65 66
												250	H	Loyola Maryland	51 55
												265	A	American	60 51
												265	H	American	63 59
												273	N	Coppin St.	57 64
												302	H	Colgate	59 72
												334	H	Saint Peter's	72 69
												341	H	St. Francis Brooklyn	77 59
												344	A	Wagner	48 69
												347	A	Boston U.	71 64
												347	H	Boston U.	71 56
LAST 12 Division I GAMES:															
265	H	American	63 59	223	A	Lehigh	74 82								
233	A	Navy	48 64	265	A	American	60 51								
244	H	Holy Cross	54 57	233	H	Navy	58 65								
347	A	Boston U.	71 64	244	A	Holy Cross	49 66								
70	A	Army West Point	57 84	347	H	Boston U.	71 56								
250	H	Loyola Maryland	51 55	70	H	Army West Point	45 78								

Non-Div I Games:

Lafayette

■ Loss,
 ■ Non-Conf, S Site,
 ■ Home
 ■ Away
 N Neutral

Average RPI Win:	250	WON-LOST	WINNING	LAST 10	STRENGTH OF	OPP. STRENGTH	TEAM	ADJ.	CONF.	ADJ CONF.
Average RPI Loss:	179	RECORD	PCT. RANK	GAMES	SCHEDULE	OF SCHEDULE	RPI	RPI	RPI	RPI
DIV. I ONLY	6- 15	278	4- 6	209	251	281	281	26	26	
DIV. I NON-CONF.	0- 7	338	0- 0	182	77	324	324	26	26	
TOTALS	RPI 1-25	RPI 26-50	W-L RECORDS	RPI 51-100	RPI 101-150	RPI 150+				
6- 15	0- 1	0- 1	OVERALL	1- 2	0- 2	5- 9				
5- 4	0- 0	0- 0	HOME	1- 0	0- 1	4- 3				
1- 11	0- 1	0- 1	AWAY	0- 2	0- 1	1- 6				
0- 0	0- 0	0- 0	NEUTRAL	0- 0	0- 0	0- 0				
0- 7	0- 1	0- 1	NON-CONFERENCE	0- 1	0- 0	0- 4				
0- 1	0- 0	0- 0	HOME	0- 0	0- 0	0- 1				
0- 6	0- 1	0- 1	AWAY	0- 1	0- 0	0- 3				
0- 0	0- 0	0- 0	NEUTRAL	0- 0	0- 0	0- 0				
6- 8	0- 0	0- 0	CONFERENCE	1- 1	0- 2	5- 5				
5- 3	0- 0	0- 0	HOME	1- 0	0- 1	4- 2				
1- 5	0- 0	0- 0	AWAY	0- 1	0- 1	1- 3				
0- 0	0- 0	0- 0	NEUTRAL	0- 0	0- 0	0- 0				

RPI 1-25				RPI 26-50				RPI 51-100				RPI 101+ Team's RPI: 281			
RPI	S	Opponent	Score	RPI	S	Opponent	Score	RPI	S	Opponent	Score	RPI	S	Opponent	Score
17	A	Oklahoma St.	45 90	35	A	Missouri	57 91	62	A	Abilene Christian	62 90	110	A	Central Ark.	49 74
								62	H	Abilene Christian	63 54	128	H	Northwestern St.	51 73
								72	A	Utah	67 71	168	A	Loyola Chicago	71 82
												194	H	Canisius	55 57
												226	A	Stephen F. Austin	64 60
												226	H	Stephen F. Austin	77 79
												236	H	Sam Houston St.	76 78
												246	A	Houston Baptist	66 77
												246	H	Houston Baptist	77 70
												277	A	Northern Ariz.	63 75
												287	A	Prairie View	72 80
												311	H	A&M-Corpus Christi	75 70
												314	A	Southeastern La.	66 73
												319	A	Nicholls St.	59 69
												324	H	Incarnate Word	59 49
												333	H	New Orleans	79 52
LAST 12 Division I GAMES:															
226	H	Stephen F. Austin	77 79	246	H	Houston Baptist	77 70								
246	A	Houston Baptist	66 77	226	A	Stephen F. Austin	64 60								
324	H	Incarnate Word	59 49	128	H	Northwestern St.	51 73								
62	H	Abilene Christian	63 54	314	A	Southeastern La.	66 73								
62	A	Abilene Christian	62 90	110	A	Central Ark.	49 74								
236	H	Sam Houston St.	76 78	311	H	A&M-Corpus Christi	75 70								

Non-Div I Games: Howard Payne 88 50 Tex. A&M-Kingsville 82 66 Schreiner 60 41 Louisiana Col. 99 34
Lamar

Loss, Non-Conf, S Site, H Home A Away N Neutral

Average RPI Win: 279	WON-LOST	WINNING	LAST 10	STRENGTH OF	OPP. STRENGTH	TEAM	ADJ.	CONF.	ADJ CONF.
Average RPI Loss: 158	RECORD	PCT. RANK	GAMES	SCHEDULE	OF SCHEDULE	RPI	RPI	RPI	RPI
DIV. I ONLY	14- 10	120	6- 4	322	265	223	223	27	27
DIV. I NON-CONF.	6- 4	125	0- 0	335	196	236	236	28	28
TOTALS	RPI 1-25	RPI 26-50	W-L RECORDS	RPI 51-100	RPI 101-150	RPI 150+			
14- 10	0- 0	0- 0	OVERALL	0- 4	0- 1	14- 5			
7- 5	0- 0	0- 0	HOME	0- 2	0- 1	7- 2			
7- 5	0- 0	0- 0	AWAY	0- 2	0- 0	7- 3			
0- 0	0- 0	0- 0	NEUTRAL	0- 0	0- 0	0- 0			
6- 4	0- 0	0- 0	NON-CONFERENCE	0- 1	0- 1	6- 2			
3- 2	0- 0	0- 0	HOME	0- 1	0- 1	3- 0			
3- 2	0- 0	0- 0	AWAY	0- 0	0- 0	3- 2			
0- 0	0- 0	0- 0	NEUTRAL	0- 0	0- 0	0- 0			
8- 6	0- 0	0- 0	CONFERENCE	0- 3	0- 0	8- 3			
4- 3	0- 0	0- 0	HOME	0- 1	0- 0	4- 2			
4- 3	0- 0	0- 0	AWAY	0- 2	0- 0	4- 1			
0- 0	0- 0	0- 0	NEUTRAL	0- 0	0- 0	0- 0			

RPI S	Opponent	Score	RPI S	Opponent	Score	RPI S	Opponent	Score	RPI S	Opponent	Score	Team's RPI: 223
						54	H Villanova	44 65	104	H Saint Joseph's	62 63	
						70	A Army West Point	39 63	151	A Hampton	63 56	
						86	A Bucknell	77 80	154	A Illinois	67 76	
						86	H Bucknell	54 67	214	H Montana	80 53	
									233	A Navy	51 48	
									233	H Navy	54 62	
									244	A Holy Cross	71 77	
									244	H Holy Cross	61 58	
									250	A Loyola Maryland	76 68	
									250	H Loyola Maryland	66 48	
									265	A American	61 52	
									265	H American	55 59	
									268	H Monmouth	95 88	
									284	A Rider	60 61	
									326	H Lafayette	82 74	
									329	A Delaware St.	83 49	
									334	H Saint Peter's	74 42	
									342	A NJIT	75 47	
									347	A Boston U.	73 66	
									347	H Boston U.	72 48	
LAST 12 Division I GAMES:												
			233	H Navy	54 62		326	H Lafayette	82 74			
			244	A Holy Cross	71 77		233	A Navy	51 48			
			86	H Bucknell	54 67		244	H Holy Cross	61 58			
			265	A American	61 52		86	A Bucknell	77 80			
			250	A Loyola Maryland	76 68		265	H American	55 59			
			347	H Boston U.	72 48		250	H Loyola Maryland	66 48			

Non-Div I Games: Kutztown 81 51

Lehigh

■ Loss,
 ■ Non-Conf,
 ■ S Site,
 ■ H Home
 ■ A Away
 N Neutral

Average RPI Win:	246	WON-LOST	WINNING	LAST 10	STRENGTH OF	OPP. STRENGTH	TEAM	ADJ.	CONF.	ADJ CONF.
Average RPI Loss:	89	RECORD	PCT. RANK	GAMES	SCHEDULE	OF SCHEDULE	RPI	RPI	RPI	RPI
DIV. I ONLY	14- 9	110	8- 2	90	235	98	98	28	28	
DIV. I NON-CONF.	2- 6	272	0- 0	16	3	139	139	29	29	
TOTALS	RPI 1-25	RPI 26-50	W-L RECORDS	RPI 51-100	RPI 101-150	RPI 150+				
14- 9	0- 1	0- 4	OVERALL	1- 1	1- 1	12- 2				
8- 2	0- 0	0- 2	HOME	1- 0	1- 0	6- 0				
6- 5	0- 0	0- 2	AWAY	0- 0	0- 1	6- 2				
0- 2	0- 1	0- 0	NEUTRAL	0- 1	0- 0	0- 0				
2- 6	0- 1	0- 4	NON-CONFERENCE	1- 1	0- 0	1- 0				
1- 2	0- 0	0- 2	HOME	1- 0	0- 0	0- 0				
1- 2	0- 0	0- 2	AWAY	0- 0	0- 0	1- 0				
0- 2	0- 1	0- 0	NEUTRAL	0- 1	0- 0	0- 0				
12- 3	0- 0	0- 0	CONFERENCE	0- 0	1- 1	11- 2				
7- 0	0- 0	0- 0	HOME	0- 0	1- 0	6- 0				
5- 3	0- 0	0- 0	AWAY	0- 0	0- 1	5- 2				
0- 0	0- 0	0- 0	NEUTRAL	0- 0	0- 0	0- 0				

RPI 1-25				RPI 26-50				RPI 51-100				Team's RPI: 98	RPI 101+			
RPI	S	Opponent	Score	RPI	S	Opponent	Score	RPI	S	Opponent	Score		RPI	S	Opponent	Score
5	N	Ohio St.	65 75	36	A	James Madison	56 72	82	N	California	72 77		124	A	UNC Asheville	51 56
				39	H	Seton Hall	56 92	84	H	Elon	72 63		124	H	UNC Asheville	71 53
				45	A	Duke	41 79						200	A	Radford	49 43
				47	H	North Carolina St.	53 61						200	H	Radford	67 53
													205	A	Gardner-Webb	57 61
													205	H	Gardner-Webb	73 51
													222	A	Presbyterian	42 60
													247	H	High Point	56 43
													266	A	Appalachian St.	74 68
													279	A	Campbell	62 52
													279	H	Campbell	67 55
													296	A	Coastal Caro.	65 63
													312	H	Winthrop	77 61
													316	A	Charleston So.	59 49
													316	H	Charleston So.	51 40
													323	A	Longwood	72 67
LAST 12 Division I GAMES:																
				124	A	UNC Asheville	51 56					323	A	Longwood	72 67	
				279	H	Campbell	67 55					296	A	Coastal Caro.	65 63	
				200	H	Radford	67 53					312	H	Winthrop	77 61	
				316	A	Charleston So.	59 49					222	A	Presbyterian	42 60	
				247	H	High Point	56 43					124	H	UNC Asheville	71 53	
				205	H	Gardner-Webb	73 51					200	A	Radford	49 43	

Non-Div I Games: Shepherd

69 57

Liberty

■ Loss,
 ■ Non-Conf,
 ■ S Site,
 ■ Home
 ■ A Away
 N Neutral

Average RPI Win: 300	WON-LOST	WINNING	LAST 10	STRENGTH OF	OPP. STRENGTH	TEAM	ADJ.	CONF.	ADJ CONF.
Average RPI Loss: 201	RECORD	PCT. RANK	GAMES	SCHEDULE	OF SCHEDULE	RPI	RPI	RPI	RPI
DIV. I ONLY	4- 21	325	2- 8	265	326	335	335	29	29
DIV. I NON-CONF.	2- 12	311	0- 1	198	336	312	312	27	27
TOTALS	RPI 1-25	RPI 26-50	W-L RECORDS	RPI 51-100	RPI 101-150	RPI 150+			
4- 21	0- 0	0- 1	OVERALL	0- 3	0- 3	4- 14			
3- 10	0- 0	0- 1	HOME	0- 2	0- 2	3- 5			
1- 10	0- 0	0- 0	AWAY	0- 1	0- 1	1- 8			
0- 1	0- 0	0- 0	NEUTRAL	0- 0	0- 0	0- 1			
2- 12	0- 0	0- 1	NON-CONFERENCE	0- 2	0- 1	2- 8			
1- 6	0- 0	0- 1	HOME	0- 1	0- 1	1- 3			
1- 5	0- 0	0- 0	AWAY	0- 1	0- 0	1- 4			
0- 1	0- 0	0- 0	NEUTRAL	0- 0	0- 0	0- 1			
2- 9	0- 0	0- 0	CONFERENCE	0- 1	0- 2	2- 6			
2- 4	0- 0	0- 0	HOME	0- 1	0- 1	2- 2			
0- 5	0- 0	0- 0	AWAY	0- 0	0- 1	0- 4			
0- 0	0- 0	0- 0	NEUTRAL	0- 0	0- 0	0- 0			

RPI 1-25			RPI 26-50			RPI 51-100			RPI 101+			Team's RPI: 335			
RPI	S	Opponent	Score	RPI	S	Opponent	Score	RPI	S	Opponent	Score				
				50	H	Western Ky.	56 64	61	H	FGCU	39 71	102	H	Belmont	68 90
								77	H	Ball St.	60 72	147	A	Jacksonville	51 81
								90	A	Wright St.	65 92	147	H	Jacksonville	55 76
												156	A	Alabama	49 68
												183	H	Stetson	62 83
												195	H	Southeast Mo. St.	69 84
												210	A	USC Upstate	71 93
												210	H	USC Upstate	54 81
												245	N	Texas Southern	62 66
												250	H	Loyola Maryland	52 57
												261	H	Murray St.	93 85
												263	A	Tennessee St.	65 77
												275	A	Ga. Southern	66 55
												276	A	Tennessee Tech	70 81
												297	A	Kennesaw St.	54 55
												300	H	Morehead St.	77 92
												303	A	Jackson St.	52 53
												321	A	North Florida	70 78
												321	H	North Florida	78 71
												342	A	NJIT	51 61
												342	H	NJIT	63 49
LAST 12 Division I GAMES:															
				147	H	Jacksonville	55 76	183	H	Stetson	62 83				
				321	H	North Florida	78 71	61	H	FGCU	39 71				
				342	H	NJIT	63 49	321	A	North Florida	70 78				
				210	A	USC Upstate	71 93	147	A	Jacksonville	51 81				
				342	A	NJIT	51 61	297	A	Kennesaw St.	54 55				
				210	H	USC Upstate	54 81	303	A	Jackson St.	52 53				

Non-Div I Games: North Ala. 88 67

Lipscomb

■ Loss,
 ■ Non-Conf, S Site,
 ■ Home
 ■ Away
 N Neutral

2010 RECORD				THROUGH GAMES OF FEB. 19, 2010						
Average RPI Win:	212	WON-LOST	WINNING	LAST 10	STRENGTH OF	OPP. STRENGTH	TEAM	ADJ.	CONF.	ADJ CONF.
Average RPI Loss:	101	RECORD	PCT. RANK	GAMES	SCHEDULE	OF SCHEDULE	RPI	RPI	RPI	RPI
DIV. I ONLY	13- 11	146	8- 2	119	134	130	130	16	16	
DIV. I NON-CONF.	2- 7	280	0- 0	35	5	189	189	14	14	
TOTALS	RPI 1-25	RPI 26-50	W-L RECORDS	RPI 51-100	RPI 101-150	RPI 150+				
13- 11	0- 3	0- 1	OVERALL	0- 2	3- 2	10- 3				
7- 5	0- 1	0- 0	HOME	0- 1	1- 2	6- 1				
6- 6	0- 2	0- 1	AWAY	0- 1	2- 0	4- 2				
0- 0	0- 0	0- 0	NEUTRAL	0- 0	0- 0	0- 0				
2- 7	0- 3	0- 0	NON-CONFERENCE	0- 2	1- 1	1- 1				
1- 4	0- 1	0- 0	HOME	0- 1	1- 1	0- 1				
1- 3	0- 2	0- 0	AWAY	0- 1	0- 0	1- 0				
0- 0	0- 0	0- 0	NEUTRAL	0- 0	0- 0	0- 0				
11- 4	0- 0	0- 1	CONFERENCE	0- 0	2- 1	9- 2				
6- 1	0- 0	0- 0	HOME	0- 0	0- 1	6- 0				
5- 3	0- 0	0- 1	AWAY	0- 0	2- 0	3- 2				
0- 0	0- 0	0- 0	NEUTRAL	0- 0	0- 0	0- 0				

RPI 1-25					
RPI	S	Opponent	Score		
6	H	Texas	56	66	
15	A	Texas A&M	39	69	
24	A	Oklahoma	52	65	

RPI 26-50					
RPI	S	Opponent	Score		
43	A	Arkansas St.	53	66	

RPI 51-100					
RPI	S	Opponent	Score		
81	A	Tulane	53	69	
89	H	Missouri St.	58	64	

RPI 101+					
RPI	S	Opponent	Team's RPI: Score		
105	H	Memphis	61	53	
132	H	LSU	51	57	
134	A	La.-Lafayette	58	49	
134	H	La.-Lafayette	58	65	
149	A	UT Arlington	59	55	
155	A	Oral Roberts	66	52	
185	A	South Ala.	47	34	
185	H	South Ala.	74	43	
188	A	Troy	71	78	
188	H	Troy	79	64	
189	H	Tulsa	63	74	
215	A	Texas St.	57	67	
266	H	Appalachian St.	67	50	
274	A	Georgia St.	54	39	
274	H	Georgia St.	59	32	
275	H	Ga. Southern	69	36	
285	A	La.-Monroe	53	37	
285	H	La.-Monroe	56	44	

LAST 12 Division I GAMES:					
274	A	Georgia St.	54	39	
134	A	La.-Lafayette	58	49	
285	A	La.-Monroe	53	37	
185	H	South Ala.	74	43	
188	H	Troy	79	64	
274	H	Georgia St.	59	32	
275	H	Ga. Southern	69	36	
149	A	UT Arlington	59	55	
215	A	Texas St.	57	67	
43	A	Arkansas St.	53	66	
266	H	Appalachian St.	67	50	
285	H	La.-Monroe	56	44	

Non-Div I Games:

Little Rock

Loss, Non-Conf, S Site, H Home A Away N Neutral

Average RPI Win:	239	WON-LOST	WINNING	LAST 10	STRENGTH OF	OPP. STRENGTH	TEAM	ADJ.	CONF.	ADJ CONF.
Average RPI Loss:	91	RECORD	PCT. RANK	GAMES	SCHEDULE	OF SCHEDULE	RPI	RPI	RPI	RPI
DIV. I ONLY	18- 7	62	7- 3	320	129	143	143	22	22	
DIV. I NON-CONF.	11- 3	54	1- 0	317	44	120	120	21	21	
TOTALS	RPI 1-25	RPI 26-50	W-L RECORDS	RPI 51-100	RPI 101-150	RPI 150+				
18- 7	0- 0	1- 1	OVERALL	0- 2	1- 4	16- 0				
9- 3	0- 0	1- 0	HOME	0- 1	0- 2	8- 0				
7- 4	0- 0	0- 1	AWAY	0- 1	0- 2	7- 0				
2- 0	0- 0	0- 0	NEUTRAL	0- 0	1- 0	1- 0				
11- 3	0- 0	1- 1	NON-CONFERENCE	0- 0	1- 2	9- 0				
5- 1	0- 0	1- 0	HOME	0- 0	0- 1	4- 0				
4- 2	0- 0	0- 1	AWAY	0- 0	0- 1	4- 0				
2- 0	0- 0	0- 0	NEUTRAL	0- 0	1- 0	1- 0				
7- 4	0- 0	0- 0	CONFERENCE	0- 2	0- 2	7- 0				
4- 2	0- 0	0- 0	HOME	0- 1	0- 1	4- 0				
3- 2	0- 0	0- 0	AWAY	0- 1	0- 1	3- 0				
0- 0	0- 0	0- 0	NEUTRAL	0- 0	0- 0	0- 0				

RPI 1-25			RPI 26-50			RPI 51-100			RPI 101+			Team's RPI: 143			
RPI	S	Opponent	Score	RPI	S	Opponent	Score	RPI	S	Opponent	Score	RPI	S	Opponent	Score
27	H	UTEP	47 40	58	A	UC Riverside	58 83	101	H	San Francisco	52 66				
40	A	Southern California	43 69	58	H	UC Riverside	60 78	123	A	Hawaii	42 60				
								123	H	Hawaii	55 67				
								128	N	Northwestern St.	60 59				
								132	A	LSU	53 59				
								167	A	Pacific	68 60				
								177	H	Colorado	59 42				
								182	A	UC Davis	75 62				
								190	H	UNLV	67 63				
								198	H	Cal Poly	65 53				
								251	H	San Diego St.	74 54				
								256	H	UC Santa Barbara	60 52				
								262	A	Seattle	69 57				
								270	A	Houston	47 41				
								277	N	Northern Ariz.	69 48				
								291	H	CSUN	74 71				
								301	A	Denver	48 41				
								320	H	Portland St.	89 71				
								332	A	UC Irvine	71 65				
								340	A	Cal St. Fullerton	82 61				
								340	H	Cal St. Fullerton	62 57				
LAST 12 Division I GAMES:															
58	A	UC Riverside	58 83	340	H	Cal St. Fullerton	62 57								
256	H	UC Santa Barbara	60 52	332	A	UC Irvine	71 65								
123	A	Hawaii	42 60	58	H	UC Riverside	60 78								
291	H	CSUN	74 71	340	A	Cal St. Fullerton	82 61								
198	H	Cal Poly	65 53	123	H	Hawaii	55 67								
182	A	UC Davis	75 62	262	A	Seattle	69 57								

Non-Div I Games:

Long Beach St.

■ Loss,
 ■ Non-Conf, S Site,
 ■ Home
 ■ Away
 N Neutral

Average RPI Win:	317	WON-LOST	WINNING	LAST 10	STRENGTH OF	OPP. STRENGTH	TEAM	ADJ.	CONF.	ADJ CONF.
Average RPI Loss:	193	RECORD	PCT. RANK	GAMES	SCHEDULE	OF SCHEDULE	RPI	RPI	RPI	RPI
DIV. I ONLY	4- 19	318	1- 9	268	296	323	323	28	28	
DIV. I NON-CONF.	1- 6	311	0- 0	183	125	287	287	29	29	
TOTALS	RPI 1-25	RPI 26-50	W-L RECORDS	RPI 51-100	RPI 101-150	RPI 150+				
4- 19	0- 1	0- 2	OVERALL	0- 2	0- 2	4- 12				
2- 7	0- 0	0- 0	HOME	0- 1	0- 1	2- 5				
2- 12	0- 0	0- 0	AWAY	0- 0	0- 1	2- 0				
0- 0	0- 0	0- 0	NEUTRAL	0- 0	0- 0	0- 0				
1- 6	0- 1	0- 2	NON-CONFERENCE	0- 1	0- 0	1- 2				
1- 0	0- 0	0- 0	HOME	0- 0	0- 0	1- 0				
0- 6	0- 1	0- 2	AWAY	0- 1	0- 0	0- 2				
0- 0	0- 0	0- 0	NEUTRAL	0- 0	0- 0	0- 0				
3- 13	0- 0	0- 0	CONFERENCE	0- 1	0- 2	3- 10				
1- 7	0- 0	0- 0	HOME	0- 1	0- 1	1- 5				
2- 6	0- 0	0- 0	AWAY	0- 0	0- 1	2- 5				
0- 0	0- 0	0- 0	NEUTRAL	0- 0	0- 0	0- 0				

RPI 1-25			RPI 26-50			RPI 51-100			RPI 101+			Team's RPI: 323
RPI	S	Opponent	Score	RPI	S	Opponent	Score	RPI	S	Opponent	Score	Score
8	A	Oregon St.	45 110	36	A	James Madison	30 88	91	A	Virginia	46 81	124 A UNC Asheville 42 81
				37	A	West Virginia	43 74	98	H	Liberty	67 72	124 H UNC Asheville 54 61
												200 H Radford 67 79
												205 A Gardner-Webb 42 67
												222 A Presbyterian 49 75
												222 H Presbyterian 38 59
												247 A High Point 68 79
												247 H High Point 70 89
												279 A Campbell 65 72
												279 H Campbell 56 73
												289 A UNCG 60 81
												296 A Coastal Caro. 56 48
												312 A Winthrop 63 60
												312 H Winthrop 67 60
												316 A Charleston So. 58 66
												316 H Charleston So. 54 63
												329 A Delaware St. 63 88
												349 H N.C. Central 60 49
LAST 12 Division I GAMES:												
247	H	High Point	70 89	98	H	Liberty	67 72					
279	A	Campbell	65 72	205	A	Gardner-Webb	42 67					
124	H	UNC Asheville	54 61	200	H	Radford	67 79					
316	A	Charleston So.	58 66	124	A	UNC Asheville	42 81					
222	A	Presbyterian	49 75	279	H	Campbell	56 73					
312	H	Winthrop	67 60	296	A	Coastal Caro.	56 48					

Non-Div I Games: Notre Dame (MD) 83 32 N.C. Wesleyan 100 57

Longwood

■ Loss,
■ Non-Conf,
■ S Site,
■ H Home
■ A Away
N Neutral

Average RPI Win:	227	WON-LOST	WINNING	LAST 10	STRENGTH OF	OPP. STRENGTH	TEAM	ADJ.	CONF.	ADJ CONF.
Average RPI Loss:	115	RECORD	PCT. RANK	GAMES	SCHEDULE	OF SCHEDULE	RPI	RPI	RPI	RPI
DIV. I ONLY	12- 11	161	7- 3	217	110	175	175	12	12	
DIV. I NON-CONF.	4- 6	201	0- 0	218	150	232	232	10	10	
TOTALS	RPI 1-25	RPI 26-50	W-L RECORDS	RPI 51-100	RPI 101-150	RPI 150+				
12- 11	0- 1	0- 2	OVERALL	0- 2	1- 2	11- 4				
8- 3	0- 0	0- 1	HOME	0- 0	1- 0	7- 2				
3- 7	0- 0	0- 0	AWAY	0- 2	0- 0	3- 0				
1- 1	0- 1	0- 0	NEUTRAL	0- 0	0- 0	1- 0				
4- 6	0- 1	0- 1	NON-CONFERENCE	0- 0	1- 1	3- 3				
2- 3	0- 0	0- 1	HOME	0- 0	1- 0	1- 2				
1- 2	0- 0	0- 0	AWAY	0- 0	0- 1	1- 1				
1- 1	0- 1	0- 0	NEUTRAL	0- 0	0- 0	1- 0				
8- 5	0- 0	0- 1	CONFERENCE	0- 2	0- 1	8- 1				
6- 0	0- 0	0- 0	HOME	0- 0	0- 0	6- 0				
2- 5	0- 0	0- 1	AWAY	0- 2	0- 1	2- 1				
0- 0	0- 0	0- 0	NEUTRAL	0- 0	0- 0	0- 0				

RPI 1-25				RPI 26-50				RPI 51-100				RPI 101+ Team's RPI: 175			
RPI	S	Opponent	Score	RPI	S	Opponent	Score	RPI	S	Opponent	Score	RPI	S	Opponent	Score
7	N	UCLA	57 68	27	A	UTEP	80 86	74	A	Middle Tenn.	57 68	119	A	Arizona	67 77
				33	H	Mississippi St.	63 93	83	A	Charlotte	58 63	134	H	La.-Lafayette	79 62
												141	A	UAB	49 64
												152	A	Southern Miss.	59 69
												152	H	Southern Miss.	72 37
												157	A	Old Dominion	69 51
												165	H	McNeese St.	71 74
												173	A	Wisconsin	65 79
												191	H	Fla. Atlantic	65 62
												217	H	North Texas	77 71
												226	H	Stephen F. Austin	76 44
												229	H	Rice	63 61
												254	A	UTSA	82 72
												254	H	UTSA	75 66
												287	H	Prairie View	68 77
												294	H	FIU	82 63
												301	N	Denver	58 53
												319	A	Nicholls St.	58 55
LAST 12 Division I GAMES:															
254	H	UTSA	75 66	254	A	UTSA	82 72								
141	A	UAB	49 64	152	H	Southern Miss.	72 37								
74	A	Middle Tenn.	57 68	191	H	Fla. Atlantic	65 62								
217	H	North Texas	77 71	294	H	FIU	82 63								
229	H	Rice	63 61	83	A	Charlotte	58 63								
27	A	UTEP	80 86	157	A	Old Dominion	69 51								

Non-Div I Games: Loyola (LA) 76 40

Louisiana Tech

■ Loss,
 ■ Non-Conf,
 ■ S Site,
 ■ H Home
 ■ A Away
 N Neutral

Louisville

Through Games Of Feb. 19, 2016

Average RPI Win:	121	WON-LOST	WINNING	LAST 10	STRENGTH OF	OPP. STRENGTH	TEAM	ADJ.	CONF.	ADJ CONF.
Average RPI Loss:	45	RECORD	PCT. RANK	GAMES	SCHEDULE	OF SCHEDULE	RPI	RPI	RPI	RPI
DIV. I ONLY	21- 6	34	9- 1	39	21	18	18	5	5	
DIV. I NON-CONF.	9- 5	108	1- 0	63	37	67	67	5	5	
TOTALS	RPI 1-25	RPI 26-50	W-L RECORDS	RPI 51-100	RPI 101-150	RPI 150+				
21- 6	2- 2	4- 1	OVERALL	4- 3	5- 0	6- 0				
11- 2	1- 1	2- 0	HOME	2- 1	3- 0	3- 0				
9- 2	1- 1	2- 1	AWAY	2- 0	2- 0	2- 0				
1- 2	0- 0	0- 0	NEUTRAL	0- 2	0- 0	1- 0				
9- 5	0- 1	2- 1	NON-CONFERENCE	1- 3	1- 0	5- 0				
5- 1	0- 0	1- 0	HOME	1- 1	1- 0	2- 0				
3- 2	0- 1	1- 1	AWAY	0- 0	0- 0	2- 0				
1- 2	0- 0	0- 0	NEUTRAL	0- 2	0- 0	1- 0				
12- 1	2- 1	2- 0	CONFERENCE	3- 0	4- 0	1- 0				
6- 1	1- 1	1- 0	HOME	1- 0	2- 0	1- 0				
6- 0	1- 0	1- 0	AWAY	2- 0	2- 0	0- 0				
0- 0	0- 0	0- 0	NEUTRAL	0- 0	0- 0	0- 0				

RPI	S	Opponent	Score	RPI	S	Opponent	Score	RPI	S	Opponent	Score	RPI	S	Opponent	Score
1	H	Notre Dame	61 66	26	A	Michigan St.	85 78	60	N	Dayton	66 79	114	H	Wake Forest	78 54
13	H	Florida St.	79 69	42	H	South Fla.	67 50	63	N	Purdue	60 62	117	A	North Carolina	78 60
14	A	Kentucky	54 72	45	H	Duke	65 48	82	H	California	71 75	120	A	Pittsburgh	84 61
16	A	Syracuse	71 53	47	A	North Carolina St.	92 90	85	A	Georgia Tech	78 65	121	H	Virginia Tech	56 45
				50	A	Western Ky.	69 71	91	A	Virginia	59 41	126	H	IUPUI	70 61
								91	H	Virginia	74 59	178	N	Marist	65 53
								94	H	UT Martin	88 66	216	A	Col. of Charleston	71 67
												231	H	Dartmouth	94 52
												242	H	Valparaiso	75 42
												249	H	Clemson	75 33
												276	A	Tennessee Tech	76 54
LAST 12 Division I GAMES:															
91	H	Virginia	74 59	249	H	Clemson	75 33								
42	H	South Fla.	67 50	16	A	Syracuse	71 53								
120	A	Pittsburgh	84 61	47	A	North Carolina St.	92 90								
1	H	Notre Dame	61 66	91	A	Virginia	59 41								
117	A	North Carolina	78 60	45	H	Duke	65 48								
114	H	Wake Forest	78 54	121	H	Virginia Tech	56 45								

Non-Div I Games:

Louisville

■ Loss,
 ■ Non-Conf, S Site,
 ■ Home
 ■ Away
 N Neutral

Average RPI Win:	240	WON-LOST	WINNING	LAST 10	STRENGTH OF	OPP. STRENGTH	TEAM	ADJ.	CONF.	ADJ CONF.
Average RPI Loss:	105	RECORD	PCT. RANK	GAMES	SCHEDULE	OF SCHEDULE	RPI	RPI	RPI	RPI
DIV. I ONLY	13- 12	165	5- 5	195	132	168	168	21	21	
DIV. I NON-CONF.	4- 7	222	0- 0	78	24	150	150	17	17	
TOTALS	RPI 1-25	RPI 26-50	W-L RECORDS	RPI 51-100	RPI 101-150	RPI 150+				
13- 12	1- 1	0- 2	OVERALL	0- 4	3- 3	9- 2				
6- 6	0- 0	0- 1	HOME	0- 2	2- 3	4- 0				
7- 6	1- 1	0- 1	AWAY	0- 2	1- 0	5- 2				
0- 0	0- 0	0- 0	NEUTRAL	0- 0	0- 0	0- 0				
4- 7	1- 1	0- 2	NON-CONFERENCE	0- 2	0- 2	3- 0				
1- 4	0- 0	0- 1	HOME	0- 1	0- 2	1- 0				
3- 3	1- 1	0- 1	AWAY	0- 1	0- 0	2- 0				
0- 0	0- 0	0- 0	NEUTRAL	0- 0	0- 0	0- 0				
9- 5	0- 0	0- 0	CONFERENCE	0- 2	3- 1	6- 2				
5- 2	0- 0	0- 0	HOME	0- 1	2- 1	3- 0				
4- 3	0- 0	0- 0	AWAY	0- 1	1- 0	3- 2				
0- 0	0- 0	0- 0	NEUTRAL	0- 0	0- 0	0- 0				

RPI 1-25				RPI 26-50				RPI 51-100				RPI 101+ Team's RPI: 168			
RPI	S	Opponent	Score	RPI	S	Opponent	Score	RPI	S	Opponent	Score	RPI	S	Opponent	Score
22	A	DePaul	88 75	26	A	Michigan St.	47 76	68	H	Central Mich.	59 68	107	H	Northwestern	72 81
23	A	Green Bay	51 65	28	H	Miami (FL)	50 77	85	A	Georgia Tech	77 84	108	H	UNI	64 60
								89	A	Missouri St.	81 91	109	H	Drake	65 81
								89	H	Missouri St.	62 73	118	H	Western Mich.	45 68
												133	A	Southern Ill.	69 68
												133	H	Southern Ill.	83 59
												229	A	Rice	57 50
												230	A	Indiana St.	48 62
												281	H	Lamar	82 71
												288	A	Wichita St.	62 65
												288	H	Wichita St.	60 55
												304	A	Bradley	67 54
												313	A	Illinois St.	57 41
												313	H	Illinois St.	73 61
												330	A	Evansville	63 49
												330	H	Evansville	67 54
												339	A	Eastern Ill.	86 75
LAST 12 Division I GAMES:															
313	H	Illinois St.	73 61	108	H	UNI	64 60								
288	A	Wichita St.	62 65	313	A	Illinois St.	57 41								
89	A	Missouri St.	81 91	230	A	Indiana St.	48 62								
330	H	Evansville	67 54	89	H	Missouri St.	62 73								
133	H	Southern Ill.	83 59	288	H	Wichita St.	60 55								
109	H	Drake	65 81	133	A	Southern Ill.	69 68								

Non-Div I Games:

Loyola Chicago

■ Loss,
■ Non-Conf,
■ S Site,
■ H Home
■ A Away
N Neutral

Loyola Maryland

Through Games Of Feb. 19, 2016

Average RPI Win:	316	WON-LOST	WINNING	LAST 10	STRENGTH OF	OPP. STRENGTH	TEAM	ADJ.	CONF.	ADJ CONF.
Average RPI Loss:	157	RECORD	PCT. RANK	GAMES	SCHEDULE	OF SCHEDULE	RPI	RPI	RPI	RPI
DIV. I ONLY	10- 15	232	5- 5	244	328	250	250	27	27	
DIV. I NON-CONF.	3- 8	258	0- 0	278	329	285	285	28	28	
TOTALS	RPI 1-25	RPI 26-50	W-L RECORDS	RPI 51-100	RPI 101-150	RPI 150+				
10- 15	0- 1	0- 0	OVERALL	0- 5	0- 0	10- 9				
5- 6	0- 0	0- 0	HOME	0- 2	0- 0	5- 4				
5- 9	0- 1	0- 0	AWAY	0- 3	0- 0	5- 5				
0- 0	0- 0	0- 0	NEUTRAL	0- 0	0- 0	0- 0				
3- 8	0- 1	0- 0	NON-CONFERENCE	0- 1	0- 0	3- 6				
1- 3	0- 0	0- 0	HOME	0- 0	0- 0	1- 3				
2- 5	0- 1	0- 0	AWAY	0- 1	0- 0	2- 3				
0- 0	0- 0	0- 0	NEUTRAL	0- 0	0- 0	0- 0				
7- 7	0- 0	0- 0	CONFERENCE	0- 4	0- 0	7- 3				
4- 3	0- 0	0- 0	HOME	0- 2	0- 0	4- 1				
3- 4	0- 0	0- 0	AWAY	0- 2	0- 0	3- 2				
0- 0	0- 0	0- 0	NEUTRAL	0- 0	0- 0	0- 0				

RPI 1-25				RPI 26-50				RPI 51-100				RPI 101+ Team's RPI: 250			
RPI	S	Opponent	Score	RPI	S	Opponent	Score	RPI	S	Opponent	Score	RPI	S	Opponent	Score
12	A	Maryland	47 97					54	A	Villanova	55 67	157	A	Old Dominion	41 64
								70	A	Army West Point	37 70	162	H	UMBC	46 52
								70	H	Army West Point	44 52	193	H	Fairfield	45 71
								86	A	Bucknell	64 71	212	H	William & Mary	61 62
								86	H	Bucknell	42 64	223	A	Lehigh	48 66
												223	H	Lehigh	68 76
												228	A	Columbia	53 63
												233	A	Navy	38 45
												233	H	Navy	51 38
												265	H	American	52 46
												302	A	Colgate	65 49
												326	A	Lafayette	55 51
												326	H	Lafayette	66 65
												335	A	Lipscomb	57 52
												337	A	Mt. St. Mary's	65 63
												341	A	St. Francis Brooklyn	54 64
												346	H	Norfolk St.	75 67
												347	A	Boston U.	67 46
												347	H	Boston U.	63 54
LAST 12 Division I GAMES:															
86	H	Bucknell	42 64	302	A	Colgate	65 49								
347	A	Boston U.	67 46	86	A	Bucknell	64 71								
233	A	Navy	38 45	347	H	Boston U.	63 54								
70	H	Army West Point	44 52	233	H	Navy	51 38								
223	H	Lehigh	68 76	70	A	Army West Point	37 70								
326	A	Lafayette	55 51	223	A	Lehigh	48 66								

Non-Div I Games:

Loyola Maryland

■ Loss,
 ■ Non-Conf,
 ■ S Site,
 ■ H Home
 ■ A Away
 N Neutral

Average RPI Win:	261	WON-LOST	WINNING	LAST 10	STRENGTH OF	OPP. STRENGTH	TEAM	ADJ.	CONF.	ADJ CONF.
Average RPI Loss:	105	RECORD	PCT. RANK	GAMES	SCHEDULE	OF SCHEDULE	RPI	RPI	RPI	RPI
DIV. I ONLY	9- 18	262	3- 5	168	105	239	239	8	8	
DIV. I NON-CONF.	4- 7	222	1- 0	333	201	301	301	9	9	
TOTALS	RPI 1-25	RPI 26-50	W-L RECORDS	RPI 51-100	RPI 101-150	RPI 150+				
9- 18	0- 2	0- 1	OVERALL	0- 9	0- 2	9- 4				
5- 8	0- 1	0- 0	HOME	0- 4	0- 1	5- 2				
3- 10	0- 1	0- 1	AWAY	0- 5	0- 1	3- 2				
1- 0	0- 0	0- 0	NEUTRAL	0- 0	0- 0	1- 0				
4- 7	0- 0	0- 1	NON-CONFERENCE	0- 1	0- 1	4- 4				
2- 2	0- 0	0- 0	HOME	0- 0	0- 0	2- 2				
1- 5	0- 0	0- 1	AWAY	0- 1	0- 1	1- 2				
1- 0	0- 0	0- 0	NEUTRAL	0- 0	0- 0	1- 0				
5- 11	0- 2	0- 0	CONFERENCE	0- 8	0- 1	5- 0				
3- 6	0- 1	0- 0	HOME	0- 4	0- 1	3- 0				
2- 5	0- 1	0- 0	AWAY	0- 4	0- 0	2- 0				
0- 0	0- 0	0- 0	NEUTRAL	0- 0	0- 0	0- 0				

RPI 1-25				RPI 26-50				RPI 51-100				RPI 101+ Team's RPI: 239			
RPI	S	Opponent	Score	RPI	S	Opponent	Score	RPI	S	Opponent	Score	RPI	S	Opponent	Score
11	A	BYU	61 75	35	A	Missouri	48 80	53	A	St. Mary's (CA)	57 72	101	H	San Francisco	73 75
11	H	BYU	75 82					53	H	St. Mary's (CA)	81 91	123	A	Hawaii	51 65
								57	A	Santa Clara	41 68	167	A	Pacific	63 60
								57	H	Santa Clara	56 57	167	H	Pacific	96 88
								58	A	UC Riverside	62 80	177	A	Colorado	81 92
								80	A	San Diego	58 82	198	A	Cal Poly	58 70
								80	H	San Diego	67 75	251	H	San Diego St.	92 65
								99	A	Gonzaga	68 83	256	A	UC Santa Barbara	70 63
								99	H	Gonzaga	59 66	262	H	Seattle	69 78
												269	H	Pepperdine	79 69
												286	A	Portland	77 62
												286	H	Portland	62 52
												331	N	Nevada	69 58
												332	H	UC Irvine	95 50
												340	H	Cal St. Fullerton	73 75
LAST 12 Division I GAMES:															
332	H	UC Irvine	95 50	80	H	San Diego	67 75								
57	A	Santa Clara	41 68	11	H	BYU	75 82								
53	H	St. Mary's (CA)	81 91	80	A	San Diego	58 82								
167	H	Pacific	96 88	11	A	BYU	61 75								
286	A	Portland	77 62	57	H	Santa Clara	56 57								
99	A	Gonzaga	68 83	101	H	San Francisco	73 75								

Non-Div I Games:

Loyola Marymount

■ Loss,
 ■ Non-Conf,
 ■ S Site,
 ■ H Home
 ■ A Away
 N Neutral

Average RPI Win:	214	WON-LOST	WINNING	LAST 10	STRENGTH OF	OPP. STRENGTH	TEAM	ADJ.	CONF.	ADJ CONF.
Average RPI Loss:	92	RECORD	PCT. RANK	GAMES	SCHEDULE	OF SCHEDULE	RPI	RPI	RPI	RPI
DIV. I ONLY	20- 7	53	9- 1	218	143	78	78	15	15	
DIV. I NON-CONF.	8- 6	136	0- 0	239	51	122	122	18	18	
TOTALS	RPI 1-25	RPI 26-50	W-L RECORDS	RPI 51-100	RPI 101-150	RPI 150+				
20- 7	0- 0	1- 1	OVERALL	1- 3	3- 2	15- 1				
10- 0	0- 0	1- 0	HOME	0- 0	1- 0	8- 0				
8- 6	0- 0	0- 1	AWAY	0- 2	1- 2	7- 1				
2- 1	0- 0	0- 0	NEUTRAL	1- 1	1- 0	0- 0				
8- 6	0- 0	0- 0	NON-CONFERENCE	1- 3	2- 2	5- 1				
3- 0	0- 0	0- 0	HOME	0- 0	0- 0	3- 0				
3- 5	0- 0	0- 0	AWAY	0- 2	1- 2	2- 1				
2- 1	0- 0	0- 0	NEUTRAL	1- 1	1- 0	0- 0				
12- 1	0- 0	1- 1	CONFERENCE	0- 0	1- 0	10- 0				
7- 0	0- 0	1- 0	HOME	0- 0	1- 0	5- 0				
5- 1	0- 0	0- 1	AWAY	0- 0	0- 0	5- 0				
0- 0	0- 0	0- 0	NEUTRAL	0- 0	0- 0	0- 0				

RPI S	Opponent	Score	RPI S	Opponent	Score	RPI S	Opponent	Score	RPI S	Opponent	Score
48	A Albany (NY)	59 64	48	H Albany (NY)	65 53	60	N Dayton	37 58	111	A Harvard	64 53
48	H Albany (NY)	65 53				63	A Purdue	33 56	116	A Boston College	48 55
						79	A Minnesota	64 91	117	A North Carolina	58 59
						89	N Missouri St.	69 65	132	N LSU	52 41
									139	H Stony Brook	55 52
									160	A Northeastern	44 56
									162	A UMBC	72 38
									162	H UMBC	65 55
									208	H Hartford	61 43
									231	A Dartmouth	59 41
									235	A Binghamton	52 38
									237	A New Hampshire	62 52
									237	H New Hampshire	59 55
									240	H Bryant	76 38
									249	H Clemson	75 42
									267	H Central Conn. St.	62 42
									290	A Vermont	62 41
									290	H Vermont	63 51
									308	A North Dakota St.	82 51
									318	A UMass Lowell	73 46
									318	H UMass Lowell	74 44
LAST 12 Division I GAMES:											
48	H Albany (NY)	65 53	208	H Hartford	61 43						
318	A UMass Lowell	73 46	139	H Stony Brook	55 52						
237	H New Hampshire	59 55	237	A New Hampshire	62 52						
162	A UMBC	72 38	48	A Albany (NY)	59 64						
290	H Vermont	63 51	318	H UMass Lowell	74 44						
235	A Binghamton	52 38	162	H UMBC	65 55						

Non-Div I Games: Colby

82 42

Maine

Average RPI Win:	232	WON-LOST	WINNING	LAST 10	STRENGTH OF	OPP. STRENGTH	TEAM	ADJ.	CONF.	ADJ CONF.
Average RPI Loss:	200	RECORD	PCT. RANK	GAMES	SCHEDULE	OF SCHEDULE	RPI	RPI	RPI	RPI
DIV. I ONLY	12- 13	181	6- 3	278	267	234	234	23	23	
DIV. I NON-CONF.	3- 6	234	0- 0	305	300	298	298	24	24	
TOTALS	RPI 1-25	RPI 26-50	W-L RECORDS	RPI 51-100	RPI 101-150	RPI 150+				
12- 13	0- 0	0- 0	OVERALL	0- 1	2- 1	10- 11				
7- 5	0- 0	0- 0	HOME	0- 1	1- 0	6- 4				
5- 8	0- 0	0- 0	AWAY	0- 0	1- 1	4- 7				
0- 0	0- 0	0- 0	NEUTRAL	0- 0	0- 0	0- 0				
3- 6	0- 0	0- 0	NON-CONFERENCE	0- 1	0- 0	3- 5				
2- 2	0- 0	0- 0	HOME	0- 1	0- 0	2- 1				
1- 4	0- 0	0- 0	AWAY	0- 0	0- 0	1- 4				
0- 0	0- 0	0- 0	NEUTRAL	0- 0	0- 0	0- 0				
9- 7	0- 0	0- 0	CONFERENCE	0- 0	2- 1	7- 6				
5- 3	0- 0	0- 0	HOME	0- 0	1- 0	4- 3				
4- 4	0- 0	0- 0	AWAY	0- 0	1- 1	3- 3				
0- 0	0- 0	0- 0	NEUTRAL	0- 0	0- 0	0- 0				

RPI 1-25			RPI 26-50			RPI 51-100			RPI 101+			Team's RPI: 234
RPI	S	Opponent	Score	RPI	S	Opponent	Score	RPI	S	Opponent	Score	
						86	H Bucknell	56	61	103	A Quinnipiac	52 42
										115	A Iona	56 67
										115	H Iona	63 56
										158	A Yale	36 62
										174	H Fordham	49 60
										178	A Marist	64 59
										178	H Marist	73 79
										193	A Fairfield	70 55
										193	H Fairfield	57 59
										194	A Canisius	68 70
										194	H Canisius	77 55
										204	H Brown	80 56
										220	A Siena	59 60
										220	H Siena	56 49
										237	A New Hampshire	57 72
										244	A Holy Cross	44 58
										265	A American	48 52
										268	A Monmouth	62 72
										268	H Monmouth	56 57
										284	A Rider	74 70
										307	H Niagara	80 62
										310	A Fairleigh Dickinson	85 78
										334	H Saint Peter's	64 47
										341	H St. Francis Brooklyn	61 53
LAST 12 Division I GAMES:												
194	A	Canisius	68	70	284	A	Rider	74	70			
220	H	Siena	56	49	334	H	Saint Peter's	64	47			
268	H	Monmouth	56	57	115	H	Iona	63	56			
178	A	Marist	64	59	193	H	Fairfield	57	59			
194	H	Canisius	77	55	178	H	Marist	73	79			
268	A	Monmouth	62	72	220	A	Siena	59	60			

Non-Div I Games:

Manhattan

■ Loss,
 ■ Non-Conf,
 ■ S Site,
 ■ H Home
 ■ A Away
 N Neutral

Average RPI Win:	256	WON-LOST	WINNING	LAST 10	STRENGTH OF	OPP. STRENGTH	TEAM	ADJ.	CONF.	ADJ CONF.
Average RPI Loss:	120	RECORD	PCT. RANK	GAMES	SCHEDULE	OF SCHEDULE	RPI	RPI	RPI	RPI
DIV. I ONLY	13- 14	178	7- 3	169	225	178	178	23	23	
DIV. I NON-CONF.	1- 9	325	0- 0	36	103	234	234	24	24	
TOTALS	RPI 1-25	RPI 26-50	W-L RECORDS	RPI 51-100	RPI 101-150	RPI 150+				
13- 14	0- 1	0- 2	OVERALL	0- 3	2- 4	11- 4				
7- 4	0- 0	0- 1	HOME	0- 1	2- 0	5- 2				
6- 7	0- 0	0- 1	AWAY	0- 1	0- 3	6- 2				
0- 3	0- 1	0- 0	NEUTRAL	0- 1	0- 1	0- 0				
1- 9	0- 1	0- 2	NON-CONFERENCE	0- 3	0- 2	1- 1				
0- 3	0- 0	0- 1	HOME	0- 1	0- 0	0- 1				
1- 3	0- 0	0- 1	AWAY	0- 1	0- 1	1- 0				
0- 3	0- 1	0- 0	NEUTRAL	0- 1	0- 1	0- 0				
12- 5	0- 0	0- 0	CONFERENCE	0- 0	2- 2	10- 3				
7- 1	0- 0	0- 0	HOME	0- 0	2- 0	5- 1				
5- 4	0- 0	0- 0	AWAY	0- 0	0- 2	5- 2				
0- 0	0- 0	0- 0	NEUTRAL	0- 0	0- 0	0- 0				

RPI 1-25			RPI 26-50			RPI 51-100			RPI 101+			Team's RPI: 178
RPI	S	Opponent	Score	RPI	S	Opponent	Score	RPI	S	Opponent	Score	
18	N	Louisville	53 65	38	A	St. John's (NY)	47 61	65	A	South Dakota St.	68 77	103 A Quinnipiac 71 76
				41	H	Princeton	44 77	71	H	Hofstra	67 71	103 H Quinnipiac 56 47
								89	N	Missouri St.	45 77	115 A Iona 49 69
												115 H Iona 62 61
												132 N LSU 49 72
												135 A Creighton 46 89
												179 H Delaware 50 56
												193 A Fairfield 72 57
												194 A Canisius 69 71
												220 H Siena 66 37
												234 A Manhattan 79 73
												234 H Manhattan 59 64
												268 A Monmouth 52 60
												268 H Monmouth 78 55
												284 A Rider 74 56
												284 H Rider 66 54
												307 A Niagara 82 68
												307 H Niagara 63 50
												334 A Saint Peter's 74 55
												334 H Saint Peter's 69 46
												347 A Boston U. 73 54
LAST 12 Division I GAMES:												
103	A	Quinnipiac	71 76	220	H	Siena	66 37					
194	A	Canisius	69 71	334	H	Saint Peter's	69 46					
307	A	Niagara	82 68	307	H	Niagara	63 50					
234	H	Manhattan	59 64	268	H	Monmouth	78 55					
334	A	Saint Peter's	74 55	115	H	Iona	62 61					
284	A	Rider	74 56	234	A	Manhattan	79 73					

Non-Div I Games:

Marist

■ Loss,
 ■ Non-Conf,
 ■ S Site,
 ■ H Home
 ■ A Away
 N Neutral

Average RPI Win:	155	WON-LOST	WINNING	LAST 10	STRENGTH OF	OPP. STRENGTH	TEAM	ADJ.	CONF.	ADJ CONF.
Average RPI Loss:	69	RECORD	PCT. RANK	GAMES	SCHEDULE	OF SCHEDULE	RPI	RPI	RPI	RPI
DIV. I ONLY	13- 14	178	7- 3	34	71	87	87	6	6	
DIV. I NON-CONF.	5- 6	180	0- 0	18	88	91	91	6	6	
TOTALS	RPI 1-25	RPI 26-50	W-L RECORDS	RPI 51-100	RPI 101-150	RPI 150+				
13- 14	0- 4	2- 2	OVERALL	2- 4	2- 4	7- 0				
9- 3	0- 1	2- 0	HOME	2- 1	2- 1	3- 0				
3- 11	0- 3	0- 2	AWAY	0- 3	0- 3	3- 0				
1- 0	0- 0	0- 0	NEUTRAL	0- 0	0- 0	1- 0				
5- 6	0- 3	0- 0	NON-CONFERENCE	1- 1	0- 2	4- 0				
2- 2	0- 1	0- 0	HOME	1- 0	0- 1	1- 0				
2- 4	0- 2	0- 0	AWAY	0- 1	0- 1	2- 0				
1- 0	0- 0	0- 0	NEUTRAL	0- 0	0- 0	1- 0				
8- 8	0- 1	2- 2	CONFERENCE	1- 3	2- 2	3- 0				
7- 1	0- 0	2- 0	HOME	1- 1	2- 0	2- 0				
1- 7	0- 1	0- 2	AWAY	0- 2	0- 2	1- 0				
0- 0	0- 0	0- 0	NEUTRAL	0- 0	0- 0	0- 0				

RPI 1-25					RPI 26-50					RPI 51-100					Team's RPI: 87	RPI 101+				
RPI	S	Opponent	Score		RPI	S	Opponent	Score		RPI	S	Opponent	Score			RPI	S	Opponent	Score	
8	H	Oregon St.	58	65	38	A	St. John's (NY)	77	81	52	H	Auburn	70	69		126	H	IUPUI	55	60
9	A	Arizona St.	80	90	38	H	St. John's (NY)	67	64	54	A	Villanova	60	81		135	A	Creighton	81	83
22	A	DePaul	86	91	39	A	Seton Hall	68	99	54	H	Villanova	75	82		135	H	Creighton	79	72
23	A	Green Bay	55	75	39	H	Seton Hall	89	82	76	A	South Dakota	69	97		145	A	Xavier	66	71
										88	A	Georgetown	72	75		145	H	Xavier	74	69
										88	H	Georgetown	87	72		146	A	Northern Ky.	78	83
																173	H	Wisconsin	77	61
																181	A	Milwaukee	101	81
																206	A	Butler	80	64
																206	H	Butler	76	69
																207	N	Richmond	98	80
																252	H	Providence	105	75
																294	A	FIU	95	83
LAST 12 Division I GAMES:																				
					135	A	Creighton	81	83							38	H	St. John's (NY)	67	64
					145	H	Xavier	74	69							135	H	Creighton	79	72
					206	H	Butler	76	69							252	H	Providence	105	75
					54	A	Villanova	60	81							206	A	Butler	80	64
					88	A	Georgetown	72	75							145	A	Xavier	66	71
					39	H	Seton Hall	89	82							88	H	Georgetown	87	72

Non-Div I Games:

Marquette

■ Loss,
■ Non-Conf,
■ S Site,
■ H Home
■ A Away
N Neutral

Average RPI Win:	229	WON-LOST	WINNING	LAST 10	STRENGTH OF	OPP. STRENGTH	TEAM	ADJ.	CONF.	ADJ CONF.
Average RPI Loss:	98	RECORD	PCT. RANK	GAMES	SCHEDULE	OF SCHEDULE	RPI	RPI	RPI	RPI
DIV. I ONLY	14- 8	95	5- 5	210	179	142	142	12	12	
DIV. I NON-CONF.	8- 1	23	0- 0	322	338	136	136	10	10	
TOTALS	RPI 1-25	RPI 26-50	W-L RECORDS	RPI 51-100	RPI 101-150	RPI 150+				
14- 8	0- 0	1- 3	OVERALL	0- 3	2- 0	11- 2				
10- 3	0- 0	1- 1	HOME	0- 1	0- 0	9- 1				
4- 4	0- 0	0- 1	AWAY	0- 2	2- 0	2- 1				
0- 1	0- 0	0- 1	NEUTRAL	0- 0	0- 0	0- 0				
8- 1	0- 0	0- 1	NON-CONFERENCE	0- 0	1- 0	7- 0				
6- 0	0- 0	0- 0	HOME	0- 0	0- 0	6- 0				
2- 0	0- 0	0- 0	AWAY	0- 0	1- 0	1- 0				
0- 1	0- 0	0- 1	NEUTRAL	0- 0	0- 0	0- 0				
6- 7	0- 0	1- 2	CONFERENCE	0- 3	1- 0	4- 2				
4- 3	0- 0	1- 1	HOME	0- 1	0- 0	3- 1				
2- 4	0- 0	0- 1	AWAY	0- 2	1- 0	1- 1				
0- 0	0- 0	0- 0	NEUTRAL	0- 0	0- 0	0- 0				

RPI 1-25				RPI 26-50				RPI 51-100				RPI 101+				Team's RPI: 142	
RPI	S	Opponent	Score	RPI	S	Opponent	Score	RPI	S	Opponent	Score	RPI	S	Opponent	Score		
				27	H	UTEP	79 64	74	A	Middle Tenn.	54 65	133	A	Southern Ill.	61 55		
				37	N	West Virginia	60 66	83	A	Charlotte	77 87	141	A	UAB	64 61		
				50	A	Western Ky.	52 81	83	H	Charlotte	61 64	157	H	Old Dominion	80 62		
				50	H	Western Ky.	76 80					169	H	Cornell	73 47		
												191	A	Fla. Atlantic	73 84		
												202	H	Rhode Island	72 62		
												217	H	North Texas	63 71		
												229	H	Rice	81 52		
												254	H	UTSA	80 76		
												264	H	Saint Francis (PA)	81 73		
												294	A	FIU	65 58		
												300	A	Morehead St.	104 101		
												342	H	NJIT	63 50		
												345	H	Alabama A&M	81 45		
												346	H	Norfolk St.	81 67		
LAST 12 Division I GAMES:																	
				83	A	Charlotte	77 87	157	H	Old Dominion	80 62						
				50	H	Western Ky.	76 80	83	H	Charlotte	61 64						
				254	H	UTSA	80 76	229	H	Rice	81 52						
				27	H	UTEP	79 64	217	H	North Texas	63 71						
				141	A	UAB	64 61	294	A	FIU	65 58						
				74	A	Middle Tenn.	54 65	191	A	Fla. Atlantic	73 84						

Non-Div I Games: Brescia 92 40 West Va. Tech 83 39

Marshall

Loss, Non-Conf, S Site, H Home A Away N Neutral

Average RPI Win:	134	WON-LOST	WINNING	LAST 10	STRENGTH OF	OPP. STRENGTH	TEAM	ADJ.	CONF.	ADJ CONF.
Average RPI Loss:	4	RECORD	PCT. RANK	GAMES	SCHEDULE	OF SCHEDULE	RPI	RPI	RPI	RPI
DIV. I ONLY	24- 3	9	6- 1	55	32	12	12	4	4	
DIV. I NON-CONF.	11- 1	16	0- 0	124	159	28	28	4	4	
TOTALS	RPI 1-25	RPI 26-50	W-L RECORDS	RPI 51-100	RPI 101-150	RPI 150+				
24- 3	1- 3	2- 0	OVERALL	7- 0	4- 0	10- 0				
13- 1	1- 1	2- 0	HOME	3- 0	1- 0	6- 0				
8- 1	0- 1	0- 0	AWAY	3- 0	2- 0	3- 0				
3- 1	0- 1	0- 0	NEUTRAL	1- 0	1- 0	1- 0				
11- 1	1- 1	0- 0	NON-CONFERENCE	1- 0	1- 0	8- 0				
7- 0	1- 0	0- 0	HOME	0- 0	0- 0	6- 0				
1- 0	0- 0	0- 0	AWAY	0- 0	0- 0	1- 0				
3- 1	0- 1	0- 0	NEUTRAL	1- 0	1- 0	1- 0				
13- 2	0- 2	2- 0	CONFERENCE	6- 0	3- 0	2- 0				
6- 1	0- 1	2- 0	HOME	3- 0	1- 0	0- 0				
7- 1	0- 1	0- 0	AWAY	3- 0	2- 0	2- 0				
0- 0	0- 0	0- 0	NEUTRAL	0- 0	0- 0	0- 0				

RPI 1-25				RPI 26-50				RPI 51-100				RPI 101+			
RPI	S	Opponent	Score	RPI	S	Opponent	Score	RPI	S	Opponent	Score	RPI	S	Opponent	Score
3	N	UConn	73 83	26	H	Michigan St.	85 76	55	A	Iowa	76 56	107	A	Northwestern	79 70
5	A	Ohio St.	86 94	44	H	Indiana	86 63	63	A	Purdue	87 67	107	H	Northwestern	80 62
5	H	Ohio St.	71 80					63	H	Purdue	73 59	120	N	Pittsburgh	70 49
16	H	Syracuse	82 64					65	N	South Dakota St.	62 55	125	A	Penn St.	89 53
								66	A	Michigan	74 67	154	A	Illinois	79 63
								66	H	Michigan	76 56	157	N	Old Dominion	95 49
								69	H	Nebraska	89 50	173	A	Wisconsin	90 65
												176	H	Detroit	97 41
												180	H	Southern U.	94 61
												247	H	High Point	105 50
												250	H	Loyola Maryland	97 47
												267	H	Central Conn. St.	86 43
												295	A	UMES	106 30
												318	H	UMass Lowell	102 53
LAST 12 Division I GAMES:															
				26	H	Michigan St.	85 76	44	H	Indiana	86 63				
				66	H	Michigan	76 56	125	A	Penn St.	89 53				
				107	A	Northwestern	79 70	173	A	Wisconsin	90 65				
				63	H	Purdue	73 59	107	H	Northwestern	80 62				
				5	A	Ohio St.	86 94	66	A	Michigan	74 67				
				63	A	Purdue	87 67	55	A	Iowa	76 56				

Non-Div I Games:

Maryland

Massachusetts

Through Games Of Feb. 19, 2016

Average RPI Win:	190	WON-LOST	WINNING	LAST 10	STRENGTH OF	OPP. STRENGTH	TEAM	ADJ.	CONF.	ADJ CONF.
Average RPI Loss:	129	RECORD	PCT. RANK	GAMES	SCHEDULE	OF SCHEDULE	RPI	RPI	RPI	RPI
DIV. I ONLY	8- 17	266	2- 5	127	107	232	232	7	7	
DIV. I NON-CONF.	6- 6	160	0- 1	258	198	202	202	8	8	
TOTALS	RPI 1-25	RPI 26-50	W-L RECORDS	RPI 51-100	RPI 101-150	RPI 150+				
8- 17	0- 1	1- 3	OVERALL	2- 3	0- 3	5- 7				
6- 6	0- 0	1- 0	HOME	2- 1	0- 2	3- 3				
2- 10	0- 1	0- 3	AWAY	0- 1	0- 1	2- 4				
0- 1	0- 0	0- 0	NEUTRAL	0- 1	0- 0	0- 0				
6- 6	0- 0	0- 1	NON-CONFERENCE	1- 1	0- 2	5- 2				
4- 1	0- 0	0- 0	HOME	1- 0	0- 1	3- 0				
2- 4	0- 0	0- 1	AWAY	0- 0	0- 1	2- 2				
0- 1	0- 0	0- 0	NEUTRAL	0- 1	0- 0	0- 0				
2- 11	0- 1	1- 2	CONFERENCE	1- 2	0- 1	0- 5				
2- 5	0- 0	1- 0	HOME	1- 1	0- 1	0- 3				
0- 6	0- 1	0- 2	AWAY	0- 1	0- 0	0- 2				
0- 0	0- 0	0- 0	NEUTRAL	0- 0	0- 0	0- 0				

RPI 1-25				RPI 26-50				RPI 51-100				RPI 101+ Team's RPI: 232			
RPI	S	Opponent	Score	RPI	S	Opponent	Score	RPI	S	Opponent	Score	RPI	S	Opponent	Score
21	A	Duquesne	64 73	29	A	George Washington	50 67	59	A	Saint Louis	49 69	104	H	Saint Joseph's	58 62
				34	A	St. Bonaventure	41 66	60	H	Dayton	76 69	111	A	Harvard	65 67
				34	H	St. Bonaventure	69 60	71	H	Hofstra	57 56	140	H	Buffalo	48 56
				45	A	Duke	46 70	77	N	Ball St.	54 81	166	A	George Mason	59 64
								97	H	VCU	66 74	174	H	Fordham	55 60
												177	A	Colorado	63 90
												202	H	Rhode Island	79 80
												207	H	Richmond	68 74
												208	H	Hartford	63 57
												240	A	Bryant	86 69
												244	A	Holy Cross	74 60
												267	A	Central Conn. St.	68 78
												278	A	La Salle	57 66
												318	H	UMass Lowell	84 58
												347	H	Boston U.	73 56
LAST 12 Division I GAMES:															
				77	N	Ball St.	54 81	166	A	George Mason	59 64				
				60	H	Dayton	76 69	202	H	Rhode Island	79 80				
				34	H	St. Bonaventure	69 60	29	A	George Washington	50 67				
				278	A	La Salle	57 66	207	H	Richmond	68 74				
				174	H	Fordham	55 60	59	A	Saint Louis	49 69				
				21	A	Duquesne	64 73	34	A	St. Bonaventure	41 66				

Non-Div I Games:

Massachusetts

■ Loss,
 ■ Non-Conf,
 ■ S Site,
 ■ H Home
 ■ A Away
 N Neutral

Average RPI Win: 253	WON-LOST	WINNING	LAST 10	STRENGTH OF	OPP. STRENGTH	TEAM	ADJ.	CONF.	ADJ CONF.
Average RPI Loss: 147	RECORD	PCT. RANK	GAMES	SCHEDULE	OF SCHEDULE	RPI	RPI	RPI	RPI
DIV. I ONLY	13- 10	133	3- 3	263	219	165	165	26	26
DIV. I NON-CONF.	5- 4	138	1- 0	138	79	94	94	26	26
TOTALS	RPI 1-25	RPI 26-50	W-L RECORDS	RPI 51-100	RPI 101-150	RPI 150+			
13- 10	0- 1	0- 0	OVERALL	0- 3	2- 2	11- 4			
7- 2	0- 0	0- 0	HOME	0- 0	1- 1	6- 1			
5- 8	0- 1	0- 0	AWAY	0- 3	1- 1	4- 3			
1- 0	0- 0	0- 0	NEUTRAL	0- 0	0- 0	1- 0			
5- 4	0- 1	0- 0	NON-CONFERENCE	0- 2	1- 0	4- 1			
2- 0	0- 0	0- 0	HOME	0- 0	0- 0	2- 0			
2- 4	0- 1	0- 0	AWAY	0- 2	1- 0	1- 1			
1- 0	0- 0	0- 0	NEUTRAL	0- 0	0- 0	1- 0			
8- 6	0- 0	0- 0	CONFERENCE	0- 1	1- 2	7- 3			
5- 2	0- 0	0- 0	HOME	0- 0	1- 1	4- 1			
3- 4	0- 0	0- 0	AWAY	0- 1	0- 1	3- 2			
0- 0	0- 0	0- 0	NEUTRAL	0- 0	0- 0	0- 0			

RPI 1-25				RPI 26-50				RPI 51-100				RPI 101+ Team's RPI: 165			
RPI	S	Opponent	Score	RPI	S	Opponent	Score	RPI	S	Opponent	Score	RPI	S	Opponent	Score
4	A	Baylor	46 105					56	A	Chattanooga	53 68	110	H	Central Ark.	56 70
								62	A	Abilene Christian	62 79	128	A	Northwestern St.	64 85
								81	A	Tulane	55 74	128	H	Northwestern St.	78 74
												149	A	UT Arlington	63 57
												161	A	Ole Miss	56 96
												175	A	Louisiana Tech	74 71
												226	A	Stephen F. Austin	55 80
												229	H	Rice	61 53
												231	N	Dartmouth	78 56
												236	H	Sam Houston St.	82 79
												246	A	Houston Baptist	71 64
												285	H	La.-Monroe	72 62
												311	H	A&M-Corpus Christi	72 51
												314	A	Southeastern La.	83 74
												314	H	Southeastern La.	96 79
												319	A	Nicholls St.	81 85
												324	H	Incarinate Word	55 68
												333	A	New Orleans	77 74
												333	H	New Orleans	92 63
LAST 12 Division I GAMES:															
149	A	UT Arlington	63 57	333	A	New Orleans	77 74								
110	H	Central Ark.	56 70	314	H	Southeastern La.	96 79								
128	A	Northwestern St.	64 85	128	H	Northwestern St.	78 74								
314	A	Southeastern La.	83 74	324	H	Incarinate Word	55 68								
319	A	Nicholls St.	81 85	236	H	Sam Houston St.	82 79								
333	H	New Orleans	92 63	62	A	Abilene Christian	62 79								

Non-Div I Games: Loyola (LA) 70 69 Louisiana Col. 73 59 Southern-N.O. 97 61

McNeese St.

Loss, Non-Conf, S Site, H Home A Away N Neutral

Memphis

Through Games Of Feb. 19, 2016

Average RPI Win:	178	WON-LOST	WINNING	LAST 10	STRENGTH OF	OPP. STRENGTH	TEAM	ADJ.	CONF.	ADJ CONF.
Average RPI Loss:	92	RECORD	PCT. RANK	GAMES	SCHEDULE	OF SCHEDULE	RPI	RPI	RPI	RPI
DIV. I ONLY	16- 10	104	7- 3	137	71	105	105	9	9	
DIV. I NON-CONF.	6- 5	146	0- 0	136	89	149	149	7	7	
TOTALS	RPI 1-25	RPI 26-50	W-L RECORDS	RPI 51-100	RPI 101-150	RPI 150+				
16- 10	0- 2	1- 1	OVERALL	4- 3	1- 1	10- 3				
11- 4	0- 1	1- 1	HOME	3- 1	1- 0	6- 1				
5- 6	0- 1	0- 0	AWAY	1- 2	0- 1	4- 2				
0- 0	0- 0	0- 0	NEUTRAL	0- 0	0- 0	0- 0				
6- 5	0- 0	0- 1	NON-CONFERENCE	2- 2	1- 1	3- 1				
5- 2	0- 0	0- 1	HOME	1- 1	1- 0	3- 0				
1- 3	0- 0	0- 0	AWAY	1- 1	0- 1	0- 1				
0- 0	0- 0	0- 0	NEUTRAL	0- 0	0- 0	0- 0				
10- 5	0- 2	1- 0	CONFERENCE	2- 1	0- 0	7- 2				
6- 2	0- 1	1- 0	HOME	2- 0	0- 0	3- 1				
4- 3	0- 1	0- 0	AWAY	0- 1	0- 0	4- 1				
0- 0	0- 0	0- 0	NEUTRAL	0- 0	0- 0	0- 0				

RPI	S	Opponent	Score	RPI	S	Opponent	Score	RPI	S	Opponent	Score	RPI	S	Opponent	Score	Team's RPI: 105
3	A	UConn	40 83	29	H	George Washington	62 68	59	H	Saint Louis	57 63	130	A	Little Rock	53 61	
3	H	UConn	46 86	42	H	South Fla.	88 87	67	A	Temple	58 82	133	H	Southern Ill.	61 58	
								67	H	Temple	100 97	153	A	SMU	49 58	
								68	A	Central Mich.	64 61	154	H	Illinois	81 75	
								79	A	Minnesota	60 70	172	A	East Carolina	79 78	
								81	H	Tulane	83 67	189	A	Tulsa	69 58	
								88	H	Georgetown	57 53	189	H	Tulsa	59 65	
												209	A	Cincinnati	64 47	
												209	H	Cincinnati	54 51	
												211	A	Kansas	63 72	
												270	H	Houston	74 57	
												272	A	UCF	69 52	
												272	H	UCF	75 59	
												283	H	Jacksonville St.	70 55	
												339	H	Eastern Ill.	80 49	
LAST 12 Division I GAMES:																
67	H	Temple	100 97	189	A	Tulsa	69 58									
172	A	East Carolina	79 78	42	H	South Fla.	88 87									
272	A	UCF	69 52	153	A	SMU	49 58									
209	H	Cincinnati	54 51	3	H	UConn	46 86									
3	A	UConn	40 83	189	H	Tulsa	59 65									
272	H	UCF	75 59	209	A	Cincinnati	64 47									

Non-Div I Games:

Memphis

Loss, Non-Conf, S Site, H Home A Away N Neutral

Average RPI Win:	247	WON-LOST	WINNING	LAST 10	STRENGTH OF	OPP. STRENGTH	TEAM	ADJ.	CONF.	ADJ CONF.
Average RPI Loss:	76	RECORD	PCT. RANK	GAMES	SCHEDULE	OF SCHEDULE	RPI	RPI	RPI	RPI
DIV. I ONLY	18- 6	49	9- 1	249	223	113	113	17	17	
DIV. I NON-CONF.	8- 5	120	1- 0	220	281	153	153	15	15	
TOTALS	RPI 1-25	RPI 26-50	W-L RECORDS	RPI 51-100	RPI 101-150	RPI 150+				
18- 6	0- 2	0- 0	OVERALL	1- 2	3- 2	14- 0				
8- 3	0- 0	0- 0	HOME	1- 1	1- 2	6- 0				
9- 2	0- 2	0- 0	AWAY	0- 0	2- 0	7- 0				
1- 1	0- 0	0- 0	NEUTRAL	0- 1	0- 0	1- 0				
8- 5	0- 2	0- 0	NON-CONFERENCE	0- 2	0- 1	8- 0				
4- 2	0- 0	0- 0	HOME	0- 1	0- 1	4- 0				
3- 2	0- 2	0- 0	AWAY	0- 0	0- 0	3- 0				
1- 1	0- 0	0- 0	NEUTRAL	0- 1	0- 0	1- 0				
10- 1	0- 0	0- 0	CONFERENCE	1- 0	3- 1	6- 0				
4- 1	0- 0	0- 0	HOME	1- 0	1- 1	2- 0				
6- 0	0- 0	0- 0	AWAY	0- 0	2- 0	4- 0				
0- 0	0- 0	0- 0	NEUTRAL	0- 0	0- 0	0- 0				

RPI 1-25				RPI 26-50				RPI 51-100				RPI 101+ Team's RPI: 113			
RPI	S	Opponent	Score	RPI	S	Opponent	Score	RPI	S	Opponent	Score	RPI	S	Opponent	Score
13	A	Florida St.	36 79					56	H	Chattanooga	67 44	122	A	Samford	63 60
25	A	Georgia	44 57					59	H	Saint Louis	60 68	122	H	Samford	63 61
								83	N	Charlotte	62 72	133	H	Southern Ill.	52 55
												144	A	ETSU	61 45
												144	H	ETSU	53 55
												216	H	Col. of Charleston	66 58
												219	A	Furman	61 50
												275	H	Ga. Southern	62 50
												276	A	Tennessee Tech	63 47
												283	H	Jacksonville St.	46 39
												289	A	UNCG	86 78
												289	H	UNCG	81 47
												293	A	Florida A&M	54 50
												297	A	Kennesaw St.	72 61
												306	A	Western Caro.	92 88
												306	H	Western Caro.	63 42
												309	A	Wofford	70 61
												321	H	North Florida	68 54
												327	N	Howard	70 53
LAST 12 Division I GAMES:															
144	A	ETSU	61 45	144	H	ETSU	53 55								
122	H	Samford	63 61	56	H	Chattanooga	67 44								
289	H	UNCG	81 47	122	A	Samford	63 60								
306	H	Western Caro.	63 42	306	A	Western Caro.	92 88								
219	A	Furman	61 50	289	A	UNCG	86 78								
309	A	Wofford	70 61	293	A	Florida A&M	54 50								

Non-Div I Games: Faulkner 86 33 Coastal Ga. 87 48

Mercer

Loss, Non-Conf, S Site, H Home A Away N Neutral

Average RPI Win:	158	WON-LOST	WINNING	LAST 10	STRENGTH OF	OPP. STRENGTH	TEAM	ADJ.	CONF.	ADJ CONF.
Average RPI Loss:	25	RECORD	PCT. RANK	GAMES	SCHEDULE	OF SCHEDULE	RPI	RPI	RPI	RPI
DIV. I ONLY	21- 5	28	7- 3	71	57	28	28	5	5	
DIV. I NON-CONF.	12- 1	9	0- 0	173	155	38	38	5	5	
TOTALS	RPI 1-25	RPI 26-50	W-L RECORDS	RPI 51-100	RPI 101-150	RPI 150+				
21- 5	0- 4	3- 0	OVERALL	3- 1	5- 0	10- 0				
12- 2	0- 2	2- 0	HOME	1- 0	2- 0	7- 0				
8- 2	0- 1	0- 0	AWAY	2- 1	3- 0	3- 0				
1- 1	0- 1	1- 0	NEUTRAL	0- 0	0- 0	0- 0				
12- 1	0- 1	1- 0	NON-CONFERENCE	2- 0	0- 0	9- 0				
8- 0	0- 0	0- 0	HOME	1- 0	0- 0	7- 0				
3- 0	0- 0	0- 0	AWAY	1- 0	0- 0	2- 0				
1- 1	0- 1	1- 0	NEUTRAL	0- 0	0- 0	0- 0				
9- 4	0- 3	2- 0	CONFERENCE	1- 1	5- 0	1- 0				
4- 2	0- 2	2- 0	HOME	0- 0	2- 0	0- 0				
5- 2	0- 1	0- 0	AWAY	1- 1	3- 0	1- 0				
0- 0	0- 0	0- 0	NEUTRAL	0- 0	0- 0	0- 0				

RPI 1-25				RPI 26-50				Team's RPI: 28				RPI 51-100				RPI 101+			
RPI	S	Opponent	Score	RPI	S	Opponent	Score	RPI	S	Opponent	Score	RPI	S	Opponent	Score	RPI	S	Opponent	Score
1	A	Notre Dame	69 90	44	N	Indiana	89 75	83	A	Charlotte	77 70	114	H	Wake Forest	71 60				
4	N	Baylor	81 88	45	H	Duke	61 53	85	A	Georgia Tech	58 55	116	A	Boston College	67 62				
13	H	Florida St.	58 69	47	H	North Carolina St.	73 44	90	H	Wright St.	80 67	117	A	North Carolina	76 61				
16	H	Syracuse	51 57					91	A	Virginia	56 76	120	H	Pittsburgh	79 55				
												121	A	Virginia Tech	57 45				
												154	H	Illinois	73 64				
												157	A	Old Dominion	61 35				
												168	A	Loyola Chicago	77 50				
												181	H	Milwaukee	77 38				
												249	A	Clemson	83 49				
												255	H	Bethune-Cookman	55 47				
												273	H	Coppin St.	78 59				
												278	H	La Salle	86 58				
												294	H	FIU	83 55				
												318	H	UMass Lowell	84 53				
LAST 12 Division I GAMES:																			
1	A	Notre Dame	69 90	13	H	Florida St.	58 69												
85	A	Georgia Tech	58 55	117	A	North Carolina	76 61												
45	H	Duke	61 53	114	H	Wake Forest	71 60												
116	A	Boston College	67 62	249	A	Clemson	83 49												
16	H	Syracuse	51 57	120	H	Pittsburgh	79 55												
121	A	Virginia Tech	57 45	91	A	Virginia	56 76												

Non-Div I Games:

Miami (FL)

■ Loss,
■ Non-Conf, S Site,
■ Home
■ Away
N Neutral

Average RPI Win:	265	WON-LOST	WINNING	LAST 10	STRENGTH OF	OPP. STRENGTH	TEAM	ADJ.	CONF.	ADJ CONF.
Average RPI Loss:	127	RECORD	PCT. RANK	GAMES	SCHEDULE	OF SCHEDULE	RPI	RPI	RPI	RPI
DIV. I ONLY	9- 15	247	2- 8	211	171	258	258	11	11	
DIV. I NON-CONF.	6- 5	146	0- 0	310	230	241	241	13	13	
TOTALS	RPI 1-25	RPI 26-50	W-L RECORDS	RPI 51-100	RPI 101-150	RPI 150+				
9- 15	0- 0	0- 1	OVERALL	0- 6	1- 4	8- 4				
7- 6	0- 0	0- 0	HOME	0- 2	1- 2	6- 2				
1- 9	0- 0	0- 1	AWAY	0- 4	0- 2	1- 2				
1- 0	0- 0	0- 0	NEUTRAL	0- 0	0- 0	1- 0				
6- 5	0- 0	0- 0	NON-CONFERENCE	0- 2	0- 1	6- 2				
4- 2	0- 0	0- 0	HOME	0- 0	0- 1	4- 1				
1- 3	0- 0	0- 0	AWAY	0- 2	0- 0	1- 1				
1- 0	0- 0	0- 0	NEUTRAL	0- 0	0- 0	1- 0				
3- 10	0- 0	0- 1	CONFERENCE	0- 4	1- 3	2- 2				
3- 4	0- 0	0- 0	HOME	0- 2	1- 1	2- 1				
0- 6	0- 0	0- 1	AWAY	0- 2	0- 2	0- 1				
0- 0	0- 0	0- 0	NEUTRAL	0- 0	0- 0	0- 0				

RPI S	Opponent	Score	RPI S	Opponent	Score	RPI S	Opponent	Score	RPI S	Opponent	Score	Team's RPI: 258
			31 A	Ohio	44 72	66 A	Michigan	55 97	112 H	Toledo	50 55	
						68 A	Central Mich.	54 77	118 A	Western Mich.	66 80	
						68 H	Central Mich.	58 72	127 A	Akron	65 77	
						77 A	Ball St.	41 66	140 H	Buffalo	69 58	
						94 A	UT Martin	47 74	146 H	Northern Ky.	57 71	
						95 H	Eastern Mich.	46 70	187 H	Eastern Ky.	72 77	
									191 A	Fla. Atlantic	65 68	
									203 H	Oakland	65 54	
									242 A	Valparaiso	75 72	
									259 A	Northern Ill.	73 92	
									259 H	Northern Ill.	66 60	
									260 H	Bowling Green	58 64	
									271 H	Austin Peay	75 60	
									300 H	Morehead St.	59 57	
									315 H	Kent St.	55 52	
									325 N	LIU Brooklyn	68 49	
									330 H	Evansville	91 85	
LAST 12 Division I GAMES:												
			31 A	Ohio	44 72	140 H	Buffalo	69 58				
			95 H	Eastern Mich.	46 70	68 H	Central Mich.	58 72				
			259 A	Northern Ill.	73 92	118 A	Western Mich.	66 80				
			127 A	Akron	65 77	112 H	Toledo	50 55				
			315 H	Kent St.	55 52	77 A	Ball St.	41 66				
			68 A	Central Mich.	54 77	259 H	Northern Ill.	66 60				

Non-Div I Games:

Miami (OH)

 Loss,
 Non-Conf,
 S Site,
 H Home
 A Away
N Neutral

Michigan

Through Games Of Feb. 19, 2016

Average RPI Win:	149	WON-LOST	WINNING	LAST 10	STRENGTH OF	OPP. STRENGTH	TEAM	ADJ.	CONF.	ADJ CONF.
Average RPI Loss:	39	RECORD	PCT. RANK	GAMES	SCHEDULE	OF SCHEDULE	RPI	RPI	RPI	RPI
DIV. I ONLY	15- 11	127	5- 5	23	49	66	66	4	4	
DIV. I NON-CONF.	8- 3	77	0- 0	90	141	74	74	4	4	
TOTALS	RPI 1-25	RPI 26-50	W-L RECORDS	RPI 51-100	RPI 101-150	RPI 150+				
15- 11	0- 4	0- 3	OVERALL	4- 4	3- 0	8- 0				
11- 5	0- 3	0- 0	HOME	2- 2	2- 0	7- 0				
4- 6	0- 1	0- 3	AWAY	2- 2	1- 0	1- 0				
0- 0	0- 0	0- 0	NEUTRAL	0- 0	0- 0	0- 0				
8- 3	0- 1	0- 1	NON-CONFERENCE	0- 1	2- 0	6- 0				
7- 1	0- 1	0- 0	HOME	0- 0	2- 0	5- 0				
1- 2	0- 0	0- 1	AWAY	0- 1	0- 0	1- 0				
0- 0	0- 0	0- 0	NEUTRAL	0- 0	0- 0	0- 0				
7- 8	0- 3	0- 2	CONFERENCE	4- 3	1- 0	2- 0				
4- 4	0- 2	0- 0	HOME	2- 2	0- 0	2- 0				
3- 4	0- 1	0- 2	AWAY	2- 1	1- 0	0- 0				
0- 0	0- 0	0- 0	NEUTRAL	0- 0	0- 0	0- 0				

RPI 1-25				RPI 26-50				RPI 51-100				Team's RPI: 66	RPI 101+			
RPI	S	Opponent	Score	RPI	S	Opponent	Score	RPI	S	Opponent	Score		RPI	S	Opponent	Score
5	H	Ohio St.	93 97	26	A	Michigan St.	64 85	55	A	Iowa	69 85		120	H	Pittsburgh	82 45
7	H	UCLA	77 86	41	A	Princeton	57 74	55	H	Iowa	82 75		125	A	Penn St.	91 87
12	A	Maryland	56 76	44	A	Indiana	69 77	63	A	Purdue	68 61		145	H	Xavier	92 54
12	H	Maryland	67 74					63	H	Purdue	63 65		154	H	Illinois	96 83
								69	H	Nebraska	81 93		155	H	Oral Roberts	61 44
								79	A	Minnesota	93 86		173	H	Wisconsin	82 65
								79	H	Minnesota	92 76		176	A	Detroit	88 61
								95	A	Eastern Mich.	63 64		208	H	Hartford	83 47
													210	H	USC Upstate	119 61
													235	H	Binghamton	90 62
													258	H	Miami (OH)	97 55
LAST 12 Division I GAMES:																
12	A	Maryland	56 76	55	A	Iowa	69 85									
63	A	Purdue	68 61	69	H	Nebraska	81 93									
173	H	Wisconsin	82 65	5	H	Ohio St.	93 97									
154	H	Illinois	96 83	125	A	Penn St.	91 87									
26	A	Michigan St.	64 85	12	H	Maryland	67 74									
79	H	Minnesota	92 76	79	A	Minnesota	93 86									

Non-Div I Games:

Michigan

■ Loss,
 ■ Non-Conf,
 ■ S Site,
 ■ H Home
 ■ A Away
 N Neutral

Average RPI Win:	124	WON-LOST	WINNING	LAST 10	STRENGTH OF	OPP. STRENGTH	TEAM	ADJ.	CONF.	ADJ CONF.
Average RPI Loss:	40	RECORD	PCT. RANK	GAMES	SCHEDULE	OF SCHEDULE	RPI	RPI	RPI	RPI
DIV. I ONLY	19- 7	55	4- 3	48	16	26	26	4	4	
DIV. I NON-CONF.	9- 2	37	0- 0	55	64	29	29	4	4	
TOTALS	RPI 1-25	RPI 26-50	W-L RECORDS	RPI 51-100	RPI 101-150	RPI 150+				
19- 7	1- 4	0- 1	OVERALL	6- 1	4- 1	8- 0				
11- 2	1- 1	0- 0	HOME	4- 0	2- 1	4- 0				
7- 4	0- 2	0- 1	AWAY	2- 1	2- 0	3- 0				
1- 1	0- 1	0- 0	NEUTRAL	0- 0	0- 0	1- 0				
9- 2	1- 2	0- 0	NON-CONFERENCE	0- 0	2- 0	6- 0				
5- 1	1- 1	0- 0	HOME	0- 0	1- 0	3- 0				
3- 0	0- 0	0- 0	AWAY	0- 0	1- 0	2- 0				
1- 1	0- 1	0- 0	NEUTRAL	0- 0	0- 0	1- 0				
10- 5	0- 2	0- 1	CONFERENCE	6- 1	2- 1	2- 0				
6- 1	0- 0	0- 0	HOME	4- 0	1- 1	1- 0				
4- 4	0- 2	0- 1	AWAY	2- 1	1- 0	1- 0				
0- 0	0- 0	0- 0	NEUTRAL	0- 0	0- 0	0- 0				

RPI 1-25				RPI 26-50				Team's RPI: 26	RPI 51-100				RPI 101+			
RPI	S	Opponent	Score	RPI	S	Opponent	Score		RPI	S	Opponent	Score	RPI	S	Opponent	Score
4	N	Baylor	76 84	44	A	Indiana	65 81		51	A	Rutgers	70 67	107	H	Northwestern	74 51
5	A	Ohio St.	80 85						51	H	Rutgers	59 48	118	H	Western Mich.	78 40
12	A	Maryland	76 85						55	A	Iowa	74 69	125	A	Penn St.	71 55
18	H	Louisville	78 85						55	H	Iowa	80 73	125	H	Penn St.	61 65
25	H	Georgia	66 45						63	H	Purdue	68 56	150	A	Davidson	73 44
									66	H	Michigan	85 64	160	A	Northeastern	77 51
									69	A	Nebraska	66 73	168	H	Loyola Chicago	76 47
													173	A	Wisconsin	77 54
													173	H	Wisconsin	77 67
													176	H	Detroit	81 42
													203	A	Oakland	82 62
													209	N	Cincinnati	103 63
													225	H	Idaho St.	79 60
LAST 12 Division I GAMES:																
12	A	Maryland	76 85	173	A	Wisconsin	77 54									
51	A	Rutgers	70 67	63	H	Purdue	68 56									
69	A	Nebraska	66 73	51	H	Rutgers	59 48									
125	H	Penn St.	61 65	55	H	Iowa	80 73									
55	A	Iowa	74 69	44	A	Indiana	65 81									
66	H	Michigan	85 64	107	H	Northwestern	74 51									

Non-Div I Games:

Michigan St.

Middle Tenn.

Through Games Of Feb. 19, 2016

Average RPI Win:	188	WON-LOST	WINNING	LAST 10	STRENGTH OF	OPP. STRENGTH	TEAM	ADJ.	CONF.	ADJ CONF.
Average RPI Loss:	78	RECORD	PCT. RANK	GAMES	SCHEDULE	OF SCHEDULE	RPI	RPI	RPI	RPI
DIV. I ONLY	17- 7	66	9- 1	122	101	74	74	12	12	
DIV. I NON-CONF.	6- 5	146	0- 0	131	81	127	127	10	10	
TOTALS	RPI 1-25	RPI 26-50	W-L RECORDS	RPI 51-100	RPI 101-150	RPI 150+				
17- 7	0- 1	1- 2	OVERALL	2- 2	3- 0	11- 2				
9- 3	0- 1	1- 0	HOME	2- 1	2- 0	4- 1				
8- 3	0- 0	0- 1	AWAY	0- 0	1- 0	7- 0				
0- 1	0- 0	0- 0	NEUTRAL	0- 0	0- 0	0- 1				
6- 5	0- 1	0- 1	NON-CONFERENCE	1- 2	1- 0	4- 1				
3- 2	0- 1	0- 0	HOME	1- 1	0- 0	2- 0				
3- 2	0- 0	0- 1	AWAY	0- 1	1- 0	2- 0				
0- 1	0- 0	0- 0	NEUTRAL	0- 0	0- 0	0- 1				
11- 2	0- 0	1- 1	CONFERENCE	1- 0	2- 0	7- 1				
6- 1	0- 0	1- 0	HOME	1- 0	2- 0	2- 1				
5- 1	0- 0	0- 1	AWAY	0- 0	0- 0	5- 0				
0- 0	0- 0	0- 0	NEUTRAL	0- 0	0- 0	0- 0				

RPI 1-25				RPI 26-50				RPI 51-100				Team's RPI: 74	RPI 101+			
RPI	S	Opponent	Score	RPI	S	Opponent	Score	RPI	S	Opponent	Score		RPI	S	Opponent	Score
14	H	Kentucky	52 68	27	A	UTEP	73 84	68	A	Central Mich.	59 81		141	H	UAB	68 40
				31	A	Ohio	49 72	83	H	Charlotte	72 67		142	H	Marshall	65 54
				50	H	Western Ky.	83 75	89	H	Missouri St.	70 54		145	A	Xavier	62 53
								91	H	Virginia	66 70		152	H	Southern Miss.	74 44
													156	N	Alabama	46 64
													157	H	Old Dominion	58 61
													161	H	Ole Miss	84 75
													175	H	Louisiana Tech	68 57
													191	A	Fla. Atlantic	83 73
													217	A	North Texas	76 52
													229	A	Rice	61 60
													254	A	UTSA	74 63
													271	A	Austin Peay	86 55
													276	H	Tennessee Tech	69 53
													294	A	FIU	85 62
													331	A	Nevada	90 46
LAST 12 Division I GAMES:																
				152	H	Southern Miss.	74 44					229	A	Rice	61 60	
				175	H	Louisiana Tech	68 57					217	A	North Texas	76 52	
				294	A	FIU	85 62					157	H	Old Dominion	58 61	
				191	A	Fla. Atlantic	83 73					83	H	Charlotte	72 67	
				50	H	Western Ky.	83 75					254	A	UTSA	74 63	
				142	H	Marshall	65 54					27	A	UTEP	73 84	

Non-Div I Games:

Middle Tenn.

■ Loss,
 ■ Non-Conf, S Site,
 ■ Home
 ■ Away
 N Neutral

Average RPI Win:	253	WON-LOST	WINNING	LAST 10	STRENGTH OF	OPP. STRENGTH	TEAM	ADJ.	CONF.	ADJ CONF.
Average RPI Loss:	115	RECORD	PCT. RANK	GAMES	SCHEDULE	OF SCHEDULE	RPI	RPI	RPI	RPI
DIV. I ONLY	14- 10	120	7- 3	290	138	181	181	14	14	
DIV. I NON-CONF.	6- 5	146	0- 0	346	171	271	271	16	16	
TOTALS	RPI 1-25	RPI 26-50	W-L RECORDS	RPI 51-100	RPI 101-150	RPI 150+				
14- 10	0- 2	0- 1	OVERALL	1- 1	1- 3	12- 3				
7- 5	0- 1	0- 0	HOME	0- 1	0- 1	7- 2				
6- 5	0- 1	0- 1	AWAY	1- 0	1- 2	4- 1				
1- 0	0- 0	0- 0	NEUTRAL	0- 0	0- 0	1- 0				
6- 5	0- 0	0- 1	NON-CONFERENCE	0- 1	0- 1	6- 2				
3- 2	0- 0	0- 0	HOME	0- 1	0- 0	3- 1				
2- 3	0- 0	0- 1	AWAY	0- 0	0- 1	2- 1				
1- 0	0- 0	0- 0	NEUTRAL	0- 0	0- 0	1- 0				
8- 5	0- 2	0- 0	CONFERENCE	1- 0	1- 2	6- 1				
4- 3	0- 1	0- 0	HOME	0- 0	0- 1	4- 1				
4- 2	0- 1	0- 0	AWAY	1- 0	1- 1	2- 0				
0- 0	0- 0	0- 0	NEUTRAL	0- 0	0- 0	0- 0				

RPI	S	Opponent	Score	RPI	S	Opponent	Score	RPI	S	Opponent	Score	RPI	S	Opponent	Score	Team's RPI: 181
23	A	Green Bay	46 69	28	A	Miami (FL)	38 77	87	H	Marquette	81 101	106	A	Youngstown St.	67 69	
23	H	Green Bay	42 63					90	A	Wright St.	82 60	106	H	Youngstown St.	62 70	
												107	A	Northwestern	44 69	
												146	A	Northern Ky.	86 60	
												176	H	Detroit	79 89	
												191	A	Fla. Atlantic	67 71	
												203	H	Oakland	77 64	
												213	H	Ill.-Chicago	54 53	
												242	A	Valparaiso	70 60	
												242	H	Valparaiso	82 60	
												259	H	Northern Ill.	73 58	
												278	N	La Salle	69 53	
												292	A	Cleveland St.	62 46	
												292	H	Cleveland St.	59 58	
												299	H	UMKC	70 48	
												301	H	Denver	49 56	
												317	H	IPFW	73 60	
												336	A	Chicago St.	55 48	
												339	A	Eastern Ill.	82 71	
LAST 12 Division I GAMES:																
242	A	Valparaiso	70 60	146	A	Northern Ky.	86 60									
106	H	Youngstown St.	62 70	90	A	Wright St.	82 60									
292	H	Cleveland St.	59 58	242	H	Valparaiso	82 60									
23	A	Green Bay	46 69	213	H	Ill.-Chicago	54 53									
203	H	Oakland	77 64	292	A	Cleveland St.	62 46									
176	H	Detroit	79 89	106	A	Youngstown St.	67 69									

Non-Div I Games:

Milwaukee

■ Loss,
 ■ Non-Conf, S Site,
 ■ Home
 ■ Away
 N Neutral

Average RPI Win:	155	WON-LOST	WINNING	LAST 10	STRENGTH OF	OPP. STRENGTH	TEAM	ADJ.	CONF.	ADJ CONF.
Average RPI Loss:	70	RECORD	PCT. RANK	GAMES	SCHEDULE	OF SCHEDULE	RPI	RPI	RPI	RPI
DIV. I ONLY	18- 8	70	8- 2	144	35	79	79	4	4	
DIV. I NON-CONF.	8- 3	77	0- 0	231	180	133	133	4	4	
TOTALS	RPI 1-25	RPI 26-50	W-L RECORDS	RPI 51-100	RPI 101-150	RPI 150+				
18- 8	0- 0	1- 2	OVERALL	4- 5	5- 0	8- 1				
13- 2	0- 0	1- 0	HOME	4- 1	4- 0	4- 1				
4- 5	0- 0	0- 2	AWAY	0- 3	1- 0	3- 0				
1- 1	0- 0	0- 0	NEUTRAL	0- 1	0- 0	1- 0				
8- 3	0- 0	0- 1	NON-CONFERENCE	1- 1	2- 0	5- 1				
6- 1	0- 0	0- 0	HOME	1- 0	2- 0	3- 1				
1- 1	0- 0	0- 1	AWAY	0- 0	0- 0	1- 0				
1- 1	0- 0	0- 0	NEUTRAL	0- 1	0- 0	1- 0				
10- 5	0- 0	1- 1	CONFERENCE	3- 4	3- 0	3- 0				
7- 1	0- 0	1- 0	HOME	3- 1	2- 0	1- 0				
3- 4	0- 0	0- 1	AWAY	0- 3	1- 0	2- 0				
0- 0	0- 0	0- 0	NEUTRAL	0- 0	0- 0	0- 0				

RPI 1-25				RPI 26-50				RPI 51-100				Team's RPI: 79	RPI 101+			
RPI	S	Opponent	Score	RPI	S	Opponent	Score	RPI	S	Opponent	Score		RPI	S	Opponent	Score
				44	A	Indiana	79 93	51	A	Rutgers	55 66		105	H	Memphis	70 60
				44	H	Indiana	78 76	51	H	Rutgers	85 72		107	A	Northwestern	112 106
				45	A	Duke	64 84	52	N	Auburn	79 81		107	H	Northwestern	95 92
								55	H	Iowa	78 76		125	H	Penn St.	98 85
								63	A	Purdue	72 84		129	H	North Dakota	57 47
								66	A	Michigan	76 92		154	A	Illinois	106 75
								66	H	Michigan	86 93		154	H	Illinois	82 77
								69	H	Nebraska	110 73		171	H	New Mexico	53 72
								78	H	Maine	91 64		173	A	Wisconsin	84 77
													183	N	Stetson	72 69
													282	H	Towson	105 86
													309	H	Wofford	98 54
													315	A	Kent St.	85 73
													342	H	NJIT	83 50
LAST 12 Division I GAMES:																
				44	A	Indiana	79 93	154	H	Illinois	82 77					
				55	H	Iowa	78 76	173	A	Wisconsin	84 77					
				69	H	Nebraska	110 73	107	H	Northwestern	95 92					
				107	A	Northwestern	112 106	44	H	Indiana	78 76					
				51	H	Rutgers	85 72	63	A	Purdue	72 84					
				66	A	Michigan	76 92	66	H	Michigan	86 93					

Non-Div I Games:

Minnesota

■ Loss,
 ■ Non-Conf,
 ■ S Site,
 ■ H Home
 ■ A Away
 N Neutral

Average RPI Win:	155	WON-LOST	WINNING	LAST 10	STRENGTH OF	OPP. STRENGTH	TEAM	ADJ.	CONF.	ADJ CONF.
Average RPI Loss:	16	RECORD	PCT. RANK	GAMES	SCHEDULE	OF SCHEDULE	RPI	RPI	RPI	RPI
DIV. I ONLY	21- 6	34	5- 5	67	59	33	33	2	2	
DIV. I NON-CONF.	13- 1	8	0- 0	225	238	49	49	2	2	
TOTALS	RPI 1-25	RPI 26-50	W-L RECORDS	RPI 51-100	RPI 101-150	RPI 150+				
21- 6	2- 5	2- 1	OVERALL	2- 0	5- 0	10- 0				
13- 2	1- 2	1- 0	HOME	1- 0	2- 0	8- 0				
4- 4	1- 3	0- 1	AWAY	0- 0	2- 0	1- 0				
4- 0	0- 0	1- 0	NEUTRAL	1- 0	1- 0	1- 0				
13- 1	0- 1	1- 0	NON-CONFERENCE	1- 0	2- 0	9- 0				
8- 0	0- 0	0- 0	HOME	0- 0	1- 0	7- 0				
1- 1	0- 1	0- 0	AWAY	0- 0	0- 0	1- 0				
4- 0	0- 0	1- 0	NEUTRAL	1- 0	1- 0	1- 0				
8- 5	2- 4	1- 1	CONFERENCE	1- 0	3- 0	1- 0				
5- 2	1- 2	1- 0	HOME	1- 0	1- 0	1- 0				
3- 3	1- 2	0- 1	AWAY	0- 0	2- 0	0- 0				
0- 0	0- 0	0- 0	NEUTRAL	0- 0	0- 0	0- 0				

RPI 1-25				RPI 26-50				Team's RPI: 33	RPI 51-100				RPI 101+			
RPI	S	Opponent	Score	RPI	S	Opponent	Score		RPI	S	Opponent	Score	RPI	S	Opponent	Score
2	H	South Carolina	51 57	35	A	Missouri	54 66		52	H	Auburn	60 45	118	N	Western Mich.	90 68
6	A	Texas	47 53	35	H	Missouri	52 42		61	N	FGCU	65 60	122	H	Samford	68 47
14	H	Kentucky	60 83	42	N	South Fla.	68 58						131	A	Arkansas	65 55
15	A	Texas A&M	58 64										131	H	Arkansas	80 55
19	H	Tennessee	65 63										132	A	LSU	71 52
20	A	Florida	76 70										152	H	Southern Miss.	78 65
25	A	Georgia	43 47										153	N	SMU	72 70
													161	H	Ole Miss	79 51
													175	A	Louisiana Tech	93 63
													192	H	Grambling	107 43
													263	H	Tennessee St.	82 54
													298	H	Savannah St.	92 25
													314	H	Southeastern La.	81 41
													346	H	Norfolk St.	92 34
													348	H	Mississippi Val.	109 37
LAST 12 Division I GAMES:																
14	H	Kentucky	60 83	2	H	South Carolina	51 57									
15	A	Texas A&M	58 64	25	A	Georgia	43 47									
35	H	Missouri	52 42	161	H	Ole Miss	79 51									
132	A	LSU	71 52	35	A	Missouri	54 66									
131	A	Arkansas	65 55	131	H	Arkansas	80 55									
19	H	Tennessee	65 63	52	H	Auburn	60 45									

Non-Div I Games:

Mississippi St.

■ Loss,
 ■ Non-Conf, S Site,
 ■ Home
 ■ Away
 N Neutral

Average RPI Win:	338	WON-LOST	WINNING	LAST 10	STRENGTH OF	OPP. STRENGTH	TEAM	ADJ.	CONF.	ADJ CONF.
Average RPI Loss:	222	RECORD	PCT. RANK	GAMES	SCHEDULE	OF SCHEDULE	RPI	RPI	RPI	RPI
DIV. I ONLY	1- 20	348	0- 10	330	323	348	348	32	32	
DIV. I NON-CONF.	0- 8	338	0- 0	216	59	330	330	31	31	
TOTALS	RPI 1-25	RPI 26-50	W-L RECORDS	RPI 51-100	RPI 101-150	RPI 150+				
1- 20	0- 0	0- 1	OVERALL	0- 1	0- 2	1- 16				
1- 6	0- 0	0- 0	HOME	0- 0	0- 0	1- 6				
0- 13	0- 0	0- 1	AWAY	0- 1	0- 2	0- 9				
0- 1	0- 0	0- 0	NEUTRAL	0- 0	0- 0	0- 1				
0- 8	0- 0	0- 1	NON-CONFERENCE	0- 1	0- 2	0- 4				
0- 0	0- 0	0- 0	HOME	0- 0	0- 0	0- 0				
0- 7	0- 0	0- 1	AWAY	0- 1	0- 2	0- 3				
0- 1	0- 0	0- 0	NEUTRAL	0- 0	0- 0	0- 1				
1- 12	0- 0	0- 0	CONFERENCE	0- 0	0- 0	1- 12				
1- 6	0- 0	0- 0	HOME	0- 0	0- 0	1- 6				
0- 6	0- 0	0- 0	AWAY	0- 0	0- 0	0- 6				
0- 0	0- 0	0- 0	NEUTRAL	0- 0	0- 0	0- 0				

RPI S	Opponent	Score	RPI S	Opponent	Score	RPI S	Opponent	Score	RPI S	Opponent	Score	Team's RPI: 348
33	A Mississippi St.	37 109	75	A Vanderbilt	39 89	131	A Arkansas	46 86	141	A UAB	33 80	
						152	A Southern Miss.	55 71	156	A Alabama	35 98	
						161	A Ole Miss	61 97	180	A Southern U.	26 78	
						180	H Southern U.	36 99	192	H Grambling	52 65	
						245	A Texas Southern	38 76	280	A Alabama St.	50 100	
						280	H Alabama St.	51 79	287	A Prairie View	57 80	
						303	H Jackson St.	46 72	319	N Nicholls St.	54 63	
						322	A Alcorn	39 75	322	H Alcorn	66 81	
						338	H Ark.-Pine Bluff	62 60	345	A Alabama A&M	68 79	
						345	H Alabama A&M	74 84				
LAST 12 Division I GAMES:												
180	A Southern U.	26 78	287	A Prairie View	57 80							
322	A Alcorn	39 75	245	A Texas Southern	38 76							
345	H Alabama A&M	74 84	180	H Southern U.	36 99							
280	H Alabama St.	51 79	322	H Alcorn	66 81							
192	H Grambling	52 65	345	A Alabama A&M	68 79							
303	H Jackson St.	46 72	280	A Alabama St.	50 100							

Non-Div I Games: Philander Smith 64 53 Blue Mountain 72 67

Mississippi Val.

■ Loss,
 ■ Non-Conf,
 ■ S Site,
 ■ Home
 ■ A Away
 N Neutral

Missouri

Through Games Of Feb. 19, 2016

Average RPI Win:	153	WON-LOST	WINNING	LAST 10	STRENGTH OF	OPP. STRENGTH	TEAM	ADJ.	CONF.	ADJ CONF.
Average RPI Loss:	38	RECORD	PCT. RANK	GAMES	SCHEDULE	OF SCHEDULE	RPI	RPI	RPI	RPI
DIV. I ONLY	20- 6	39	6- 4	73	36	35	35	2	2	
DIV. I NON-CONF.	13- 0	1	0- 0	229	146	29	29	2	2	
TOTALS	RPI 1-25	RPI 26-50	W-L RECORDS	RPI 51-100	RPI 101-150	RPI 150+				
20- 6	2- 4	1- 1	OVERALL	3- 0	3- 1	11- 0				
13- 2	1- 2	1- 0	HOME	1- 0	3- 0	7- 0				
6- 4	1- 1	0- 0	AWAY	2- 0	0- 0	3- 0				
1- 0	0- 0	0- 0	NEUTRAL	0- 0	0- 0	1- 0				
13- 0	0- 0	0- 0	NON-CONFERENCE	3- 0	1- 0	9- 0				
8- 0	0- 0	0- 0	HOME	1- 0	1- 0	6- 0				
4- 0	0- 0	0- 0	AWAY	2- 0	0- 0	2- 0				
1- 0	0- 0	0- 0	NEUTRAL	0- 0	0- 0	1- 0				
7- 6	2- 4	1- 1	CONFERENCE	0- 0	2- 1	2- 0				
5- 2	1- 2	1- 0	HOME	0- 0	2- 0	1- 0				
2- 4	1- 2	0- 1	AWAY	0- 0	0- 1	1- 0				
0- 0	0- 0	0- 0	NEUTRAL	0- 0	0- 0	0- 0				

RPI 1-25				RPI 26-50				Team's RPI: 35	RPI 51-100				RPI 101+			
RPI	S	Opponent	Score	RPI	S	Opponent	Score		RPI	S	Opponent	Score	RPI	S	Opponent	Score
2	A	South Carolina	58 83	33	A	Mississippi St.	42 52		53	A	St. Mary's (CA)	95 78	114	H	Wake Forest	94 81
15	A	Texas A&M	77 81	33	H	Mississippi St.	66 54		83	H	Charlotte	88 71	131	A	Arkansas	52 64
19	H	Tennessee	55 71						89	A	Missouri St.	71 55	131	H	Arkansas	69 48
20	H	Florida	79 64										132	H	LSU	52 46
25	A	Georgia	54 48										156	H	Alabama	63 52
25	H	Georgia	50 65										160	N	Northeastern	69 56
													161	A	Ole Miss	60 46
													163	H	SIUE	75 46
													177	A	Colorado	79 75
													195	H	Southeast Mo. St.	74 32
													215	H	Texas St.	82 56
													239	H	Loyola Marymount	80 48
													281	H	Lamar	91 57
													288	A	Wichita St.	57 37
													338	H	Ark.-Pine Bluff	85 34
LAST 12 Division I GAMES:																
131	H	Arkansas	69 48	20	H	Florida	79 64									
156	H	Alabama	63 52	15	A	Texas A&M	77 81									
33	A	Mississippi St.	42 52	131	A	Arkansas	52 64									
25	H	Georgia	50 65	33	H	Mississippi St.	66 54									
161	A	Ole Miss	60 46	2	A	South Carolina	58 83									
132	H	LSU	52 46	25	A	Georgia	54 48									

Non-Div I Games:

Missouri

■ Loss,
 ■ Non-Conf, S Site,
 ■ Home
 ■ Away
 N Neutral

Average RPI Win:	206	WON-LOST	WINNING	LAST 10	STRENGTH OF	OPP. STRENGTH	TEAM	ADJ.	CONF.	ADJ CONF.
Average RPI Loss:	75	RECORD	PCT. RANK	GAMES	SCHEDULE	OF SCHEDULE	RPI	RPI	RPI	RPI
DIV. I ONLY	16- 9	90	8- 2	101	148	89	89	21	21	
DIV. I NON-CONF.	6- 5	146	0- 0	28	30	80	80	17	17	
TOTALS	RPI 1-25	RPI 26-50	W-L RECORDS	RPI 51-100	RPI 101-150	RPI 150+				
16- 9	0- 2	0- 1	OVERALL	0- 2	4- 4	12- 0				
6- 4	0- 1	0- 1	HOME	0- 0	1- 2	5- 0				
9- 3	0- 0	0- 0	AWAY	0- 1	3- 2	6- 0				
1- 2	0- 1	0- 0	NEUTRAL	0- 1	0- 0	1- 0				
6- 5	0- 2	0- 1	NON-CONFERENCE	0- 2	2- 0	4- 0				
2- 2	0- 1	0- 1	HOME	0- 0	0- 0	2- 0				
3- 1	0- 0	0- 0	AWAY	0- 1	2- 0	1- 0				
1- 2	0- 1	0- 0	NEUTRAL	0- 1	0- 0	1- 0				
10- 4	0- 0	0- 0	CONFERENCE	0- 0	2- 4	8- 0				
4- 2	0- 0	0- 0	HOME	0- 0	1- 2	3- 0				
6- 2	0- 0	0- 0	AWAY	0- 0	1- 2	5- 0				
0- 0	0- 0	0- 0	NEUTRAL	0- 0	0- 0	0- 0				

RPI 1-25				RPI 26-50				RPI 51-100				Team's RPI: 89		RPI 101+			
RPI	S	Opponent	Score	RPI	S	Opponent	Score	RPI	S	Opponent	Score			RPI	S	Opponent	Score
10	N	Stanford	65 82	35	H	Missouri	55 71	74	A	Middle Tenn.	54 70			108	A	UNI	78 75
17	H	Oklahoma St.	55 74					78	N	Maine	65 69			108	H	UNI	60 65
														109	A	Drake	72 95
														109	H	Drake	75 82
														130	A	Little Rock	64 58
														131	A	Arkansas	69 54
														133	A	Southern Ill.	61 69
														133	H	Southern Ill.	82 77
														155	H	Oral Roberts	72 64
														161	A	Ole Miss	91 78
														168	A	Loyola Chicago	73 62
														168	H	Loyola Chicago	91 81
														178	N	Marist	77 45
														187	H	Eastern Ky.	87 63
														230	A	Indiana St.	59 51
														288	A	Wichita St.	77 57
														304	A	Bradley	55 44
														304	H	Bradley	59 56
														313	A	Illinois St.	73 51
														330	H	Evansville	77 70
LAST 12 Division I GAMES:																	
				133	A	Southern Ill.	61 69	133	H	Southern Ill.	82 77						
				304	H	Bradley	59 56	330	H	Evansville	77 70						
				168	H	Loyola Chicago	91 81	168	A	Loyola Chicago	73 62						
				109	A	Drake	72 95	304	A	Bradley	55 44						
				108	A	UNI	78 75	108	H	UNI	60 65						
				288	A	Wichita St.	77 57	109	H	Drake	75 82						

Non-Div I Games: MidAmerica Naz. 88 61

Missouri St.

Average RPI Win:	248	WON-LOST	WINNING	LAST 10	STRENGTH OF	OPP. STRENGTH	TEAM	ADJ.	CONF.	ADJ CONF.
Average RPI Loss:	192	RECORD	PCT. RANK	GAMES	SCHEDULE	OF SCHEDULE	RPI	RPI	RPI	RPI
DIV. I ONLY	10- 16	242	5- 5	271	277	268	268	23	23	
DIV. I NON-CONF.	2- 7	280	0- 0	315	319	327	327	24	24	
TOTALS	RPI 1-25	RPI 26-50	W-L RECORDS	RPI 51-100	RPI 101-150	RPI 150+				
10- 16	0- 0	0- 1	OVERALL	0- 1	1- 3	9- 11				
6- 6	0- 0	0- 0	HOME	0- 1	1- 1	5- 4				
4- 10	0- 0	0- 1	AWAY	0- 0	0- 2	4- 7				
0- 0	0- 0	0- 0	NEUTRAL	0- 0	0- 0	0- 0				
2- 7	0- 0	0- 1	NON-CONFERENCE	0- 1	0- 0	2- 5				
1- 3	0- 0	0- 0	HOME	0- 1	0- 0	1- 2				
1- 4	0- 0	0- 1	AWAY	0- 0	0- 0	1- 3				
0- 0	0- 0	0- 0	NEUTRAL	0- 0	0- 0	0- 0				
8- 9	0- 0	0- 0	CONFERENCE	0- 0	1- 3	7- 6				
5- 3	0- 0	0- 0	HOME	0- 0	1- 1	4- 2				
3- 6	0- 0	0- 0	AWAY	0- 0	0- 2	3- 4				
0- 0	0- 0	0- 0	NEUTRAL	0- 0	0- 0	0- 0				

RPI S	Opponent	Score	RPI S	Opponent	Score	RPI S	Opponent	Score	RPI S	Opponent	Score	Team's RPI: 268
41	A Princeton	70 81	95	H Eastern Mich.	68 78	103	A Quinnipiac	58 85				
						103	H Quinnipiac	63 60				
						115	A Iona	56 68				
						115	H Iona	49 64				
						178	A Marist	55 78				
						178	H Marist	60 52				
						193	A Fairfield	70 80				
						193	H Fairfield	60 68				
						194	H Canisius	79 75				
						196	H Robert Morris	47 60				
						220	A Siena	54 64				
						220	H Siena	63 69				
						223	A Lehigh	88 95				
						234	A Manhattan	57 56				
						234	H Manhattan	72 62				
						252	A Providence	59 71				
						278	H La Salle	50 65				
						284	A Rider	87 75				
						302	A Colgate	86 80				
						307	A Niagara	68 55				
						307	H Niagara	83 60				
						310	A Fairleigh Dickinson	75 81				
						334	A Saint Peter's	62 67				
						341	H St. Francis Brooklyn	63 54				
LAST 12 Division I GAMES:												
307	A Niagara	68 55	193	H Fairfield	60 68							
193	A Fairfield	70 80	103	A Quinnipiac	58 85							
234	A Manhattan	57 56	115	H Iona	49 64							
194	H Canisius	79 75	284	A Rider	87 75							
115	A Iona	56 68	178	A Marist	55 78							
234	H Manhattan	72 62	220	A Siena	54 64							

Non-Div I Games:

Monmouth

■ Loss,
 ■ Non-Conf, S Site,
 ■ Home
 ■ Away
 N Neutral

Average RPI Win: 247	WON-LOST	WINNING	LAST 10	STRENGTH OF	OPP. STRENGTH	TEAM	ADJ.	CONF.	ADJ CONF.
Average RPI Loss: 172	RECORD	PCT. RANK	GAMES	SCHEDULE	OF SCHEDULE	RPI	RPI	RPI	RPI
DIV. I ONLY	14- 9	110	5- 5	335	153	214	214	20	20
DIV. I NON-CONF.	6- 4	125	0- 0	283	227	203	203	22	22
TOTALS	RPI 1-25	RPI 26-50	W-L RECORDS	RPI 51-100	RPI 101-150	RPI 150+			
14- 9	0- 0	0- 1	OVERALL	1- 0	0- 2	13- 6			
10- 2	0- 0	0- 0	HOME	0- 0	0- 1	10- 1			
3- 7	0- 0	0- 1	AWAY	0- 0	0- 1	3- 5			
1- 0	0- 0	0- 0	NEUTRAL	1- 0	0- 0	0- 0			
6- 4	0- 0	0- 1	NON-CONFERENCE	1- 0	0- 0	5- 3			
5- 1	0- 0	0- 0	HOME	0- 0	0- 0	5- 1			
0- 3	0- 0	0- 1	AWAY	0- 0	0- 0	0- 2			
1- 0	0- 0	0- 0	NEUTRAL	1- 0	0- 0	0- 0			
8- 5	0- 0	0- 0	CONFERENCE	0- 0	0- 2	8- 3			
5- 1	0- 0	0- 0	HOME	0- 0	0- 1	5- 0			
3- 4	0- 0	0- 0	AWAY	0- 0	0- 1	3- 3			
0- 0	0- 0	0- 0	NEUTRAL	0- 0	0- 0	0- 0			

RPI 1-25	RPI 26-50	RPI 51-100	RPI 101+	Team's RPI: 214
RPI S Opponent Score	RPI S Opponent Score	RPI S Opponent Score	RPI S Opponent Score	
	46 A Colorado St. 43 75	93 N Drexel 58 50	129 H North Dakota 59 61	
			136 A Idaho 61 78	
			159 A Montana St. 52 61	
			164 H Northern Colo. 58 46	
			167 H Pacific 64 54	
			170 A Sacramento St. 75 83	
			170 H Sacramento St. 90 83	
			184 A Eastern Wash. 65 67	
			191 H Fla. Atlantic 83 69	
			201 H Utah St. 86 70	
			223 A Lehigh 53 80	
			241 A Wyoming 61 68	
			262 H Seattle 44 58	
			277 A Northern Ariz. 61 57	
			277 H Northern Ariz. 81 58	
			286 H Portland 90 67	
			320 A Portland St. 79 58	
			320 H Portland St. 76 57	
			328 A Southern Utah 81 50	
			328 H Southern Utah 66 60	
			340 H Cal St. Fullerton 86 51	
LAST 12 Division I GAMES:				
277 A Northern Ariz. 61 57	136 A Idaho 61 78	129 H North Dakota 59 61		
328 A Southern Utah 81 50	164 H Northern Colo. 58 46	170 A Sacramento St. 75 83		
320 H Portland St. 76 57	320 A Portland St. 79 58			
170 H Sacramento St. 90 83	328 H Southern Utah 66 60			
159 A Montana St. 52 61				
184 A Eastern Wash. 65 67				

Non-Div I Games: Mont. St.-Northern 80 32

Montana

Loss, Non-Conf, S Site, H Home A Away N Neutral

Average RPI Win:	258	WON-LOST	WINNING	LAST 10	STRENGTH OF	OPP. STRENGTH	TEAM	ADJ.	CONF.	ADJ CONF.
Average RPI Loss:	160	RECORD	PCT. RANK	GAMES	SCHEDULE	OF SCHEDULE	RPI	RPI	RPI	RPI
DIV. I ONLY	17- 5	38	9- 1	348	154	159	159	20	20	
DIV. I NON-CONF.	5- 4	138	0- 0	345	253	254	254	22	22	
TOTALS	RPI 1-25	RPI 26-50	W-L RECORDS	RPI 51-100	RPI 101-150	RPI 150+				
17- 5	0- 0	0- 0	OVERALL	0- 2	2- 0	15- 3				
9- 1	0- 0	0- 0	HOME	0- 1	1- 0	8- 0				
7- 4	0- 0	0- 0	AWAY	0- 1	1- 0	6- 3				
1- 0	0- 0	0- 0	NEUTRAL	0- 0	0- 0	1- 0				
5- 4	0- 0	0- 0	NON-CONFERENCE	0- 2	0- 0	5- 2				
2- 1	0- 0	0- 0	HOME	0- 1	0- 0	2- 0				
2- 3	0- 0	0- 0	AWAY	0- 1	0- 0	2- 2				
1- 0	0- 0	0- 0	NEUTRAL	0- 0	0- 0	1- 0				
12- 1	0- 0	0- 0	CONFERENCE	0- 0	2- 0	10- 1				
7- 0	0- 0	0- 0	HOME	0- 0	1- 0	6- 0				
5- 1	0- 0	0- 0	AWAY	0- 0	1- 0	4- 1				
0- 0	0- 0	0- 0	NEUTRAL	0- 0	0- 0	0- 0				

RPI S	Opponent	Score	RPI S	Opponent	Score	RPI S	Opponent	Score	RPI S	Opponent	Score	Team's RPI: 159
						80	H San Diego	49 62	129	H North Dakota	69 61	
						99	A Gonzaga	52 65	136	A Idaho	62 59	
									164	H Northern Colo.	66 58	
									170	A Sacramento St.	80 79	
									170	H Sacramento St.	116 99	
									184	A Eastern Wash.	69 81	
									198	A Cal Poly	57 66	
									214	H Montana	61 52	
									241	A Wyoming	69 75	
									262	A Seattle	80 51	
									277	A Northern Ariz.	83 72	
									277	H Northern Ariz.	86 77	
									286	H Portland	86 57	
									320	A Portland St.	106 59	
									320	H Portland St.	74 64	
									328	A Southern Utah	87 66	
									328	H Southern Utah	86 59	
									330	N Evansville	81 55	
									331	A Nevada	66 53	
									340	H Cal St. Fullerton	89 66	
LAST 12 Division I GAMES:												
328	A	Southern Utah	87	66	184	A	Eastern Wash.	69	81			
277	A	Northern Ariz.	83	72	164	H	Northern Colo.	66	58			
170	H	Sacramento St.	116	99	129	H	North Dakota	69	61			
320	H	Portland St.	74	64	320	A	Portland St.	106	59			
214	H	Montana	61	52	170	A	Sacramento St.	80	79			
136	A	Idaho	62	59	277	H	Northern Ariz.	86	77			

Non-Div I Games: Montana Western 74 36 Carroll (MT) 74 34

Montana St.

Average RPI Win:	307	WON-LOST	WINNING	LAST 10	STRENGTH OF	OPP. STRENGTH	TEAM	ADJ.	CONF.	ADJ CONF.
Average RPI Loss:	183	RECORD	PCT. RANK	GAMES	SCHEDULE	OF SCHEDULE	RPI	RPI	RPI	RPI
DIV. I ONLY	7- 18	280	3- 7	299	278	300	300	24	24	
DIV. I NON-CONF.	4- 8	234	0- 0	284	313	270	270	23	23	
TOTALS	RPI 1-25	RPI 26-50	W-L RECORDS	RPI 51-100	RPI 101-150	RPI 150+				
7- 18	0- 1	0- 1	OVERALL	0- 1	0- 4	7- 11				
4- 6	0- 0	0- 0	HOME	0- 1	0- 2	4- 3				
3- 12	0- 0	0- 0	AWAY	0- 0	0- 0	3- 0				
0- 0	0- 0	0- 0	NEUTRAL	0- 0	0- 0	0- 0				
4- 8	0- 1	0- 1	NON-CONFERENCE	0- 0	0- 2	4- 4				
2- 2	0- 0	0- 0	HOME	0- 0	0- 1	2- 1				
2- 6	0- 1	0- 1	AWAY	0- 0	0- 1	2- 3				
0- 0	0- 0	0- 0	NEUTRAL	0- 0	0- 0	0- 0				
3- 10	0- 0	0- 0	CONFERENCE	0- 1	0- 2	3- 7				
2- 4	0- 0	0- 0	HOME	0- 1	0- 1	2- 2				
1- 6	0- 0	0- 0	AWAY	0- 0	0- 1	1- 5				
0- 0	0- 0	0- 0	NEUTRAL	0- 0	0- 0	0- 0				

RPI 1-25				RPI 26-50				RPI 51-100				RPI 101+ Team's RPI: 300			
RPI	S	Opponent	Score	RPI	S	Opponent	Score	RPI	S	Opponent	Score	RPI	S	Opponent	Score
14	A	Kentucky	57 112	37	A	West Virginia	56 94	94	H	UT Martin	67 85	102	A	Belmont	71 99
												102	H	Belmont	74 89
												133	A	Southern Ill.	69 102
												142	H	Marshall	101 104
												163	A	SIUE	81 90
												187	A	Eastern Ky.	93 100
												195	H	Southeast Mo. St.	79 89
												210	H	USC Upstate	72 86
												256	A	UC Santa Barbara	78 93
												258	A	Miami (OH)	57 59
												261	A	Murray St.	79 83
												263	A	Tennessee St.	76 78
												271	H	Austin Peay	75 96
												274	A	Georgia St.	99 90
												276	A	Tennessee Tech	69 77
												276	H	Tennessee Tech	75 71
												283	H	Jacksonville St.	67 63
												297	H	Kennesaw St.	83 77
												335	A	Lipscomb	92 77
												336	A	Chicago St.	71 75
												339	A	Eastern Ill.	85 77
												345	H	Alabama A&M	112 69
LAST 12 Division I GAMES:															
276	A	Tennessee Tech	69 77	283	H	Jacksonville St.	67 63								
102	H	Belmont	74 89	271	H	Austin Peay	75 96								
263	A	Tennessee St.	76 78	339	A	Eastern Ill.	85 77								
102	A	Belmont	71 99	163	A	SIUE	81 90								
187	A	Eastern Ky.	93 100	94	H	UT Martin	67 85								
276	H	Tennessee Tech	75 71	195	H	Southeast Mo. St.	79 89								

Non-Div I Games: Ky. Christian 121 91 Mt. St. Joseph 117 53

Morehead St.

■ Loss,
 ■ Non-Conf,
 ■ S Site,
 ■ Home
 ■ A Away
 N Neutral

Average RPI Win: 290	WON-LOST	WINNING	LAST 10	STRENGTH OF	OPP. STRENGTH	TEAM	ADJ.	CONF.	ADJ CONF.
Average RPI Loss: 154	RECORD	PCT. RANK	GAMES	SCHEDULE	OF SCHEDULE	RPI	RPI	RPI	RPI
DIV. I ONLY	10- 13	215	8- 2	227	322	227	227	31	31
DIV. I NON-CONF.	1- 10	330	1- 1	22	269	250	250	30	30
TOTALS	RPI 1-25	RPI 26-50	W-L RECORDS	RPI 51-100	RPI 101-150	RPI 150+			
10- 13	0- 1	0- 2	OVERALL	1- 0	0- 2	9- 8			
5- 3	0- 0	0- 0	HOME	1- 0	0- 0	4- 3			
5- 8	0- 0	0- 0	AWAY	0- 0	0- 0	5- 1			
0- 2	0- 0	0- 1	NEUTRAL	0- 0	0- 0	0- 1			
1- 10	0- 1	0- 2	NON-CONFERENCE	1- 0	0- 2	0- 5			
1- 2	0- 0	0- 0	HOME	1- 0	0- 0	0- 2			
0- 6	0- 1	0- 1	AWAY	0- 0	0- 2	0- 2			
0- 2	0- 0	0- 1	NEUTRAL	0- 0	0- 0	0- 1			
9- 3	0- 0	0- 0	CONFERENCE	0- 0	0- 0	9- 3			
4- 1	0- 0	0- 0	HOME	0- 0	0- 0	4- 1			
5- 2	0- 0	0- 0	AWAY	0- 0	0- 0	5- 2			
0- 0	0- 0	0- 0	NEUTRAL	0- 0	0- 0	0- 0			

RPI 1-25				RPI 26-50				RPI 51-100				RPI 101+ Team's RPI: 227			
RPI	S	Opponent	Score	RPI	S	Opponent	Score	RPI	S	Opponent	Score	RPI	S	Opponent	Score
16	A	Syracuse	61 90	36	A	James Madison	31 92	86	H	Bucknell	64 50	121	A	Virginia Tech	33 73
				46	N	Colorado St.	36 54					139	A	Stony Brook	42 46
												151	A	Hampton	47 60
												151	H	Hampton	51 65
												162	H	UMBC	46 65
												196	A	Robert Morris	44 76
												204	A	Brown	45 72
												220	N	Siena	46 69
												255	A	Bethune-Cookman	48 63
												273	H	Coppin St.	72 51
												293	A	Florida A&M	67 62
												295	A	UMES	77 69
												298	A	Savannah St.	66 60
												299	H	UMKC	50 59
												305	A	South Carolina St.	62 56
												327	H	Howard	78 66
												329	H	Delaware St.	56 49
												346	A	Norfolk St.	59 56
												346	H	Norfolk St.	67 58
LAST 12 Division I GAMES:															
151	A	Hampton	47 60	255	A	Bethune-Cookman	48 63								
346	A	Norfolk St.	59 56	293	A	Florida A&M	67 62								
305	A	South Carolina St.	62 56	295	A	UMES	77 69								
298	A	Savannah St.	66 60	329	H	Delaware St.	56 49								
273	H	Coppin St.	72 51	299	H	UMKC	50 59								
327	H	Howard	78 66	86	H	Bucknell	64 50								

Non-Div I Games: Washington Adventis74 36

Morgan St.

■ Loss,
 ■ Non-Conf,
 ■ S Site,
 ■ Home
 ■ A Away
 N Neutral

Average RPI Win:	319	WON-LOST	WINNING	LAST 10	STRENGTH OF	OPP. STRENGTH	TEAM	ADJ.	CONF.	ADJ CONF.
Average RPI Loss:	241	RECORD	PCT. RANK	GAMES	SCHEDULE	OF SCHEDULE	RPI	RPI	RPI	RPI
DIV. I ONLY	7- 18	280	3- 7	338	349	337	337	30	30	
DIV. I NON-CONF.	2- 9	296	0- 0	316	337	328	328	32	32	
TOTALS	RPI 1-25	RPI 26-50	W-L RECORDS	RPI 51-100	RPI 101-150	RPI 150+				
7- 18	0- 0	0- 0	OVERALL	0- 1	0- 2	7- 15				
4- 8	0- 0	0- 0	HOME	0- 0	0- 0	4- 8				
3- 10	0- 0	0- 0	AWAY	0- 0	0- 0	3- 3				
0- 0	0- 0	0- 0	NEUTRAL	0- 0	0- 0	0- 0				
2- 9	0- 0	0- 0	NON-CONFERENCE	0- 1	0- 2	2- 6				
0- 4	0- 0	0- 0	HOME	0- 0	0- 0	0- 4				
2- 5	0- 0	0- 0	AWAY	0- 1	0- 2	2- 2				
0- 0	0- 0	0- 0	NEUTRAL	0- 0	0- 0	0- 0				
5- 9	0- 0	0- 0	CONFERENCE	0- 0	0- 0	5- 9				
4- 4	0- 0	0- 0	HOME	0- 0	0- 0	4- 4				
1- 5	0- 0	0- 0	AWAY	0- 0	0- 0	1- 5				
0- 0	0- 0	0- 0	NEUTRAL	0- 0	0- 0	0- 0				

RPI 1-25			RPI 26-50			RPI 51-100			RPI 101+			Team's RPI: 337
RPI	S	Opponent	Score	RPI	S	Opponent	Score	RPI	S	Opponent	Score	
						86 A Bucknell	45 71	120 A Pittsburgh		57 74		
								121 A Virginia Tech		42 59		
								196 A Robert Morris		56 61		
								196 H Robert Morris		67 74		
								212 H William & Mary		74 76		
								238 A Sacred Heart		58 61		
								240 H Bryant		59 70		
								250 H Loyola Maryland		63 65		
								264 A Saint Francis (PA)		57 87		
								264 H Saint Francis (PA)		64 73		
								267 H Central Conn. St.		54 48		
								273 A Coppin St.		55 66		
								279 A Campbell		53 62		
								295 A UMES		57 50		
								307 H Niagara		51 53		
								310 A Fairleigh Dickinson		53 66		
								310 H Fairleigh Dickinson		71 55		
								325 A LIU Brooklyn		50 53		
								325 H LIU Brooklyn		51 61		
								327 H Howard		49 62		
								329 A Delaware St.		54 41		
								341 H St. Francis Brooklyn		66 56		
								344 A Wagner		59 50		
								344 H Wagner		64 55		
LAST 12 Division I GAMES:												
310	H	Fairleigh Dickinson	71 55	238	A	Sacred Heart	58 61					
264	H	Saint Francis (PA)	64 73	310	A	Fairleigh Dickinson	53 66					
344	A	Wagner	59 50	196	A	Robert Morris	56 61					
325	A	LIU Brooklyn	50 53	264	A	Saint Francis (PA)	57 87					
196	H	Robert Morris	67 74	240	H	Bryant	59 70					
344	H	Wagner	64 55	267	H	Central Conn. St.	54 48					

Non-Div I Games:

Mt. St. Mary's

■ Loss,
 ■ Non-Conf,
 ■ S Site,
 ■ Home
 ■ A Away
 N Neutral

Average RPI Win:	284	WON-LOST	WINNING	LAST 10	STRENGTH OF	OPP. STRENGTH	TEAM	ADJ.	CONF.	ADJ CONF.
Average RPI Loss:	175	RECORD	PCT. RANK	GAMES	SCHEDULE	OF SCHEDULE	RPI	RPI	RPI	RPI
DIV. I ONLY	9- 14	238	5- 5	286	291	261	261	24	24	
DIV. I NON-CONF.	2- 7	280	0- 0	233	331	266	266	23	23	
TOTALS	RPI 1-25	RPI 26-50	W-L RECORDS	RPI 51-100	RPI 101-150	RPI 150+				
9- 14	0- 1	0- 0	OVERALL	0- 1	0- 5	9- 7				
5- 4	0- 0	0- 0	HOME	0- 0	0- 2	5- 2				
4- 10	0- 1	0- 0	AWAY	0- 1	0- 3	4- 5				
0- 0	0- 0	0- 0	NEUTRAL	0- 0	0- 0	0- 0				
2- 7	0- 1	0- 0	NON-CONFERENCE	0- 0	0- 4	2- 2				
0- 2	0- 0	0- 0	HOME	0- 0	0- 2	0- 0				
2- 5	0- 1	0- 0	AWAY	0- 0	0- 2	2- 2				
0- 0	0- 0	0- 0	NEUTRAL	0- 0	0- 0	0- 0				
7- 7	0- 0	0- 0	CONFERENCE	0- 1	0- 1	7- 5				
5- 2	0- 0	0- 0	HOME	0- 0	0- 0	5- 2				
2- 5	0- 0	0- 0	AWAY	0- 1	0- 1	2- 3				
0- 0	0- 0	0- 0	NEUTRAL	0- 0	0- 0	0- 0				

RPI 1-25				RPI 26-50				RPI 51-100				RPI 101+ Team's RPI: 261			
RPI	S	Opponent	Score	RPI	S	Opponent	Score	RPI	S	Opponent	Score	RPI	S	Opponent	Score
13	A	Florida St.	59 101					94	A	UT Martin	62 92	102	A	Belmont	61 87
												110	A	Central Ark.	40 50
												110	H	Central Ark.	51 61
												133	H	Southern Ill.	57 70
												147	A	Jacksonville	54 79
												163	A	SIUE	79 76
												163	H	SIUE	61 64
												187	A	Eastern Ky.	60 72
												195	A	Southeast Mo. St.	59 96
												195	H	Southeast Mo. St.	80 61
												263	A	Tennessee St.	58 69
												271	H	Austin Peay	75 72
												276	H	Tennessee Tech	56 50
												283	H	Jacksonville St.	71 74
												300	H	Morehead St.	83 79
												313	A	Illinois St.	76 81
												330	A	Evansville	73 54
												335	A	Lipscomb	85 93
												339	A	Eastern Ill.	74 71
												339	H	Eastern Ill.	66 56
												345	A	Alabama A&M	76 59
LAST 12 Division I GAMES:															
339	A	Eastern Ill.	74 71	339	H	Eastern Ill.	66 56								
195	H	Southeast Mo. St.	80 61	163	H	SIUE	61 64								
163	A	SIUE	79 76	187	A	Eastern Ky.	60 72								
271	H	Austin Peay	75 72	263	A	Tennessee St.	58 69								
195	A	Southeast Mo. St.	59 96	102	A	Belmont	61 87								
94	A	UT Martin	62 92	283	H	Jacksonville St.	71 74								

Non-Div I Games: Blue Mountain 89 64 Oakland City 91 75

Murray St.

Loss, Non-Conf, S Site, H Home A Away N Neutral

Average RPI Win:	312	WON-LOST	WINNING	LAST 10	STRENGTH OF	OPP. STRENGTH	TEAM	ADJ.	CONF.	ADJ CONF.
Average RPI Loss:	170	RECORD	PCT. RANK	GAMES	SCHEDULE	OF SCHEDULE	RPI	RPI	RPI	RPI
DIV. I ONLY	11- 10	156	8- 2	319	321	248	248	31	31	
DIV. I NON-CONF.	2- 7	280	0- 1	133	179	244	244	30	30	
TOTALS	RPI 1-25	RPI 26-50	W-L RECORDS	RPI 51-100	RPI 101-150	RPI 150+				
11- 10	0- 2	0- 0	OVERALL	0- 2	0- 0	11- 6				
5- 4	0- 0	0- 0	HOME	0- 2	0- 0	5- 2				
4- 5	0- 1	0- 0	AWAY	0- 0	0- 0	4- 4				
2- 1	0- 1	0- 0	NEUTRAL	0- 0	0- 0	2- 0				
2- 7	0- 2	0- 0	NON-CONFERENCE	0- 2	0- 0	2- 3				
0- 2	0- 0	0- 0	HOME	0- 2	0- 0	0- 0				
0- 4	0- 1	0- 0	AWAY	0- 0	0- 0	0- 3				
2- 1	0- 1	0- 0	NEUTRAL	0- 0	0- 0	2- 0				
9- 3	0- 0	0- 0	CONFERENCE	0- 0	0- 0	9- 3				
5- 2	0- 0	0- 0	HOME	0- 0	0- 0	5- 2				
4- 1	0- 0	0- 0	AWAY	0- 0	0- 0	4- 1				
0- 0	0- 0	0- 0	NEUTRAL	0- 0	0- 0	0- 0				

RPI 1-25				RPI 26-50				RPI 51-100				RPI 101+ Team's RPI: 248			
RPI	S	Opponent	Score	RPI	S	Opponent	Score	RPI	S	Opponent	Score	RPI	S	Opponent	Score
5	A	Ohio St.	56 89					61	H	FGCU	36 60	151	H	Hampton	52 55
21	N	Duquesne	67 81					97	H	VCU	49 64	233	A	Navy	48 52
												255	H	Bethune-Cookman	68 55
												273	A	Coppin St.	59 65
												279	A	Campbell	55 56
												288	A	Wichita St.	53 55
												293	H	Florida A&M	80 51
												295	H	UMES	50 56
												298	A	Savannah St.	69 59
												298	H	Savannah St.	60 31
												305	A	South Carolina St.	57 54
												308	N	North Dakota St.	72 64
												327	H	Howard	88 70
												328	N	Southern Utah	78 65
												329	A	Delaware St.	84 64
												346	H	Norfolk St.	64 53
												349	A	N.C. Central	76 54
LAST 12 Division I GAMES:															
255	H	Bethune-Cookman	68 55	346	H	Norfolk St.	64 53								
293	H	Florida A&M	80 51	151	H	Hampton	52 55								
349	A	N.C. Central	76 54	305	A	South Carolina St.	57 54								
298	H	Savannah St.	60 31	298	A	Savannah St.	69 59								
329	A	Delaware St.	84 64	97	H	VCU	49 64								
273	A	Coppin St.	59 65	288	A	Wichita St.	53 55								

Non-Div I Games: Pfeiffer 74 55 North Greenville 64 37

N.C. A&T

Loss, Non-Conf, S Site, H Home A Away N Neutral

N.C. Central

Through Games Of Feb. 19, 2016

Average RPI Win:	287	WON-LOST	WINNING	LAST 10	STRENGTH OF	OPP. STRENGTH	TEAM	ADJ.	CONF.	ADJ CONF.
Average RPI Loss:	256	RECORD	PCT. RANK	GAMES	SCHEDULE	OF SCHEDULE	RPI	RPI	RPI	RPI
DIV. I ONLY	3- 19	335	1- 8	343	345	349	349	31	31	
DIV. I NON-CONF.	1- 9	325	1- 0	319	324	347	347	30	30	
TOTALS	RPI 1-25	RPI 26-50	W-L RECORDS	RPI 51-100	RPI 101-150	RPI 150+				
3- 19	0- 0	0- 0	OVERALL	0- 2	0- 0	3- 17				
3- 6	0- 0	0- 0	HOME	0- 0	0- 0	3- 6				
0- 13	0- 0	0- 0	AWAY	0- 2	0- 0	0- 11				
0- 0	0- 0	0- 0	NEUTRAL	0- 0	0- 0	0- 0				
1- 9	0- 0	0- 0	NON-CONFERENCE	0- 2	0- 0	1- 7				
1- 1	0- 0	0- 0	HOME	0- 0	0- 0	1- 1				
0- 8	0- 0	0- 0	AWAY	0- 2	0- 0	0- 6				
0- 0	0- 0	0- 0	NEUTRAL	0- 0	0- 0	0- 0				
2- 10	0- 0	0- 0	CONFERENCE	0- 0	0- 0	2- 10				
2- 5	0- 0	0- 0	HOME	0- 0	0- 0	2- 5				
0- 5	0- 0	0- 0	AWAY	0- 0	0- 0	0- 5				
0- 0	0- 0	0- 0	NEUTRAL	0- 0	0- 0	0- 0				

RPI 1-25			RPI 26-50			RPI 51-100			RPI 101+ Team's RPI: 349		
RPI	S	Opponent	Score	RPI	S	Opponent	Score	RPI	S	Opponent	Score
								69	A	Nebraska	47 88
								83	A	Charlotte	52 67
								151	H	Hampton	42 76
								210	A	USC Upstate	46 68
								219	H	Furman	66 61
								222	A	Presbyterian	50 60
								248	H	N.C. A&T	54 76
								255	H	Bethune-Cookman	46 63
								273	A	Coppin St.	46 63
								279	H	Campbell	48 57
								289	A	UNCG	56 103
								293	A	Florida A&M	45 55
								293	H	Florida A&M	54 69
								295	H	UMES	49 46
								298	A	Savannah St.	39 57
								305	A	South Carolina St.	51 58
								309	A	Wofford	37 60
								312	A	Winthrop	39 62
								323	A	Longwood	49 60
								327	H	Howard	61 68
								329	A	Delaware St.	56 66
								346	H	Norfolk St.	63 62
LAST 12 Division I GAMES:											
273	A	Coppin St.	46 63	151	H	Hampton	42 76				
293	H	Florida A&M	54 69	346	H	Norfolk St.	63 62				
255	H	Bethune-Cookman	46 63	298	A	Savannah St.	39 57				
248	H	N.C. A&T	54 76	305	A	South Carolina St.	51 58				
293	A	Florida A&M	45 55	219	H	Furman	66 61				
329	A	Delaware St.	56 66	289	A	UNCG	56 103				

Non-Div I Games: Johnson & Wales (NC68 58

N.C. Central

■ Loss,
 ■ Non-Conf,
 ■ S Site,
 ■ Home
 ■ A Away
 N Neutral

NJIT										
Average RPI Win:	330	WON-LOST	WINNING	LAST 10	STRENGTH OF	OPP. STRENGTH	TEAM	ADJ.	CONF.	ADJ CONF.
Average RPI Loss:	206	RECORD	PCT. RANK	GAMES	SCHEDULE	OF SCHEDULE	RPI	RPI	RPI	RPI
DIV. I ONLY	2- 22	343	1- 9	272	317	342	342	29	29	
DIV. I NON-CONF.	1- 12	337	0- 1	265	330	339	339	27	27	
TOTALS	RPI 1-25	RPI 26-50	W-L RECORDS	RPI 51-100	RPI 101-150	RPI 150+				
2- 22	0- 0	0- 0	OVERALL	0- 5	0- 2	2- 15				
1- 12	0- 0	0- 0	HOME	0- 2	0- 1	1- 9				
1- 10	0- 0	0- 0	AWAY	0- 3	0- 1	1- 6				
0- 0	0- 0	0- 0	NEUTRAL	0- 0	0- 0	0- 0				
1- 12	0- 0	0- 0	NON-CONFERENCE	0- 3	0- 1	1- 8				
0- 6	0- 0	0- 0	HOME	0- 1	0- 0	0- 5				
1- 6	0- 0	0- 0	AWAY	0- 2	0- 1	1- 3				
0- 0	0- 0	0- 0	NEUTRAL	0- 0	0- 0	0- 0				
1- 10	0- 0	0- 0	CONFERENCE	0- 2	0- 1	1- 7				
1- 6	0- 0	0- 0	HOME	0- 1	0- 1	1- 4				
0- 4	0- 0	0- 0	AWAY	0- 1	0- 0	0- 3				
0- 0	0- 0	0- 0	NEUTRAL	0- 0	0- 0	0- 0				

RPI 1-25				RPI 26-50				RPI 51-100				RPI 101+				Team's RPI: 342	
RPI	S	Opponent	Score	RPI	S	Opponent	Score	RPI	S	Opponent	Score	RPI	S	Opponent	Score		
								61	A	FGCU	37	70	142	A	Marshall	50	63
								61	H	FGCU	32	53	147	H	Jacksonville	36	65
								70	H	Army West Point	35	71	183	A	Stetson	55	60
								79	A	Minnesota	50	83	183	H	Stetson	56	74
								91	A	Virginia	54	81	204	H	Brown	49	74
													210	H	USC Upstate	41	58
													223	H	Lehigh	47	75
													228	A	Columbia	52	72
													231	H	Dartmouth	39	46
													235	A	Binghamton	50	54
													290	H	Vermont	46	54
													297	A	Kennesaw St.	48	64
													297	H	Kennesaw St.	77	82
													308	H	North Dakota St.	59	64
													321	H	North Florida	51	68
													325	A	LIU Brooklyn	53	44
													335	A	Lipscomb	49	63
													335	H	Lipscomb	61	51
													344	A	Wagner	53	76
LAST 12 Division I GAMES:																	
				183	H	Stetson	56	74					147	H	Jacksonville	36	65
				61	H	FGCU	32	53					321	H	North Florida	51	68
				335	A	Lipscomb	49	63					61	A	FGCU	37	70
				297	H	Kennesaw St.	77	82					183	A	Stetson	55	60
				335	H	Lipscomb	61	51					228	A	Columbia	52	72
				297	A	Kennesaw St.	48	64					210	H	USC Upstate	41	58

Non-Div I Games: St. Joseph (VT) 71 50 St. Joseph's (Brklnr78 41

NJIT

Average RPI Win: 273	WON-LOST	WINNING	LAST 10	STRENGTH OF	OPP. STRENGTH	TEAM	ADJ.	CONF.	ADJ CONF.
Average RPI Loss: 173	RECORD	PCT. RANK	GAMES	SCHEDULE	OF SCHEDULE	RPI	RPI	RPI	RPI
DIV. I ONLY	13- 11	146	6- 4	296	311	233	233	27	27
DIV. I NON-CONF.	5- 5	160	0- 0	211	276	205	205	28	28
TOTALS	RPI 1-25	RPI 26-50	W-L RECORDS	RPI 51-100	RPI 101-150	RPI 150+			
13- 11	0- 0	0- 2	OVERALL	1- 3	0- 0	12- 6			
9- 4	0- 0	0- 1	HOME	1- 1	0- 0	8- 2			
4- 6	0- 0	0- 1	AWAY	0- 1	0- 0	4- 4			
0- 1	0- 0	0- 0	NEUTRAL	0- 1	0- 0	0- 0			
5- 5	0- 0	0- 2	NON-CONFERENCE	1- 1	0- 0	4- 2			
4- 2	0- 0	0- 1	HOME	1- 0	0- 0	3- 1			
1- 3	0- 0	0- 1	AWAY	0- 1	0- 0	1- 1			
0- 0	0- 0	0- 0	NEUTRAL	0- 0	0- 0	0- 0			
8- 6	0- 0	0- 0	CONFERENCE	0- 2	0- 0	8- 4			
5- 2	0- 0	0- 0	HOME	0- 1	0- 0	5- 1			
3- 3	0- 0	0- 0	AWAY	0- 0	0- 0	3- 3			
0- 1	0- 0	0- 0	NEUTRAL	0- 1	0- 0	0- 0			

RPI S	Opponent	Score	RPI S	Opponent	Score	RPI S	Opponent	Score	RPI S	Opponent	Score	Team's RPI: 233
32	A Penn	43 57	70	N Army West Point	38 75	211	A Kansas	54 61				
46	H Colorado St.	73 82	71	A Hofstra	63 65	220	H Siena	59 58				
			84	H Elon	73 70	223	A Lehigh	62 54				
			86	H Bucknell	41 51	223	H Lehigh	48 51				
						244	A Holy Cross	49 57				
						244	H Holy Cross	50 49				
						248	H N.C. A&T	52 48				
						250	A Loyola Maryland	38 51				
						250	H Loyola Maryland	45 38				
						302	A Colgate	62 58				
						302	H Colgate	51 41				
						325	H LIU Brooklyn	66 68				
						326	A Lafayette	65 58				
						326	H Lafayette	64 48				
						334	A Saint Peter's	50 39				
						343	H Air Force	64 46				
						347	A Boston U.	49 51				
						347	H Boston U.	67 56				
LAST 12 Division I GAMES:												
223	A Lehigh	62 54	70	N Army West Point	38 75							
326	H Lafayette	64 48	223	H Lehigh	48 51							
250	H Loyola Maryland	45 38	326	A Lafayette	65 58							
302	A Colgate	62 58	250	A Loyola Maryland	38 51							
347	A Boston U.	49 51	302	H Colgate	51 41							
244	H Holy Cross	50 49	347	H Boston U.	67 56							

Non-Div I Games: Johns Hopkins 77 45

Navy

Nebraska

Through Games Of Feb. 19, 2016

Average RPI Win:	165	WON-LOST	WINNING	LAST 10	STRENGTH OF	OPP. STRENGTH	TEAM	ADJ.	CONF.	ADJ CONF.
Average RPI Loss:	49	RECORD	PCT. RANK	GAMES	SCHEDULE	OF SCHEDULE	RPI	RPI	RPI	RPI
DIV. I ONLY	17- 9	83	6- 4	106	29	69	69	4	4	
DIV. I NON-CONF.	9- 2	37	0- 0	263	133	98	98	4	4	
TOTALS	RPI 1-25	RPI 26-50	W-L RECORDS	RPI 51-100	RPI 101-150	RPI 150+				
17- 9	0- 3	3- 1	OVERALL	3- 4	3- 1	8- 0				
14- 1	0- 0	3- 0	HOME	1- 1	2- 0	8- 0				
3- 8	0- 3	0- 1	AWAY	2- 3	1- 1	0- 0				
0- 0	0- 0	0- 0	NEUTRAL	0- 0	0- 0	0- 0				
9- 2	0- 1	2- 0	NON-CONFERENCE	0- 1	1- 0	6- 0				
9- 0	0- 0	2- 0	HOME	0- 0	1- 0	6- 0				
0- 2	0- 1	0- 0	AWAY	0- 1	0- 0	0- 0				
0- 0	0- 0	0- 0	NEUTRAL	0- 0	0- 0	0- 0				
8- 7	0- 2	1- 1	CONFERENCE	3- 3	2- 1	2- 0				
5- 1	0- 0	1- 0	HOME	1- 1	1- 0	2- 0				
3- 6	0- 2	0- 1	AWAY	2- 2	1- 1	0- 0				
0- 0	0- 0	0- 0	NEUTRAL	0- 0	0- 0	0- 0				

RPI 1-25				RPI 26-50				RPI 51-100 Team's RPI: 69				RPI 101+			
RPI	S	Opponent	Score	RPI	S	Opponent	Score	RPI	S	Opponent	Score	RPI	S	Opponent	Score
3	A	UConn	46 88	26	H	Michigan St.	73 66	51	A	Rutgers	56 66	107	A	Northwestern	62 85
5	A	Ohio St.	70 96	43	H	Arkansas St.	79 71	51	H	Rutgers	65 54	125	A	Penn St.	83 78
12	A	Maryland	50 89	44	A	Indiana	47 59	55	H	Iowa	68 74	125	H	Penn St.	87 69
				47	H	North Carolina St.	88 67	63	A	Purdue	62 61	135	H	Creighton	65 63
								66	A	Michigan	93 81	154	H	Illinois	73 57
								79	A	Minnesota	73 110	173	H	Wisconsin	75 62
								82	A	California	80 87	180	H	Southern U.	89 38
												277	H	Northern Ariz.	90 67
												321	H	North Florida	91 46
												330	H	Evansville	85 40
												338	H	Ark.-Pine Bluff	96 46
												349	H	N.C. Central	88 47
LAST 12 Division I GAMES:															
5	A	Ohio St.	70 96	173	H	Wisconsin	75 62								
26	H	Michigan St.	73 66	66	A	Michigan	93 81								
79	A	Minnesota	73 110	63	A	Purdue	62 61								
44	A	Indiana	47 59	51	H	Rutgers	65 54								
125	H	Penn St.	87 69	125	A	Penn St.	83 78								
51	A	Rutgers	56 66	154	H	Illinois	73 57								

Non-Div I Games:

Nebraska

■ Loss,
■ Non-Conf,
■ S Site,
■ H Home
■ A Away
N Neutral

Average RPI Win: 278	WON-LOST	WINNING	LAST 10	STRENGTH OF	OPP. STRENGTH	TEAM	ADJ.	CONF.	ADJ CONF.
Average RPI Loss: 173	RECORD	PCT. RANK	GAMES	SCHEDULE	OF SCHEDULE	RPI	RPI	RPI	RPI
DIV. I ONLY	3- 20	336	3- 7	235	232	331	331	19	19
DIV. I NON-CONF.	0- 10	338	0- 0	197	242	336	336	20	20
TOTALS	RPI 1-25	RPI 26-50	W-L RECORDS	RPI 51-100	RPI 101-150	RPI 150+			
3- 20	0- 0	0- 1	OVERALL	0- 3	0- 4	3- 12			
2- 10	0- 0	0- 1	HOME	0- 2	0- 2	2- 5			
1- 8	0- 0	0- 0	AWAY	0- 0	0- 2	1- 6			
0- 2	0- 0	0- 0	NEUTRAL	0- 1	0- 0	0- 1			
0- 10	0- 0	0- 0	NON-CONFERENCE	0- 3	0- 1	0- 6			
0- 5	0- 0	0- 0	HOME	0- 2	0- 1	0- 2			
0- 3	0- 0	0- 0	AWAY	0- 0	0- 0	0- 3			
0- 2	0- 0	0- 0	NEUTRAL	0- 1	0- 0	0- 1			
3- 10	0- 0	0- 1	CONFERENCE	0- 0	0- 3	3- 6			
2- 5	0- 0	0- 1	HOME	0- 0	0- 1	2- 3			
1- 5	0- 0	0- 0	AWAY	0- 0	0- 2	1- 3			
0- 0	0- 0	0- 0	NEUTRAL	0- 0	0- 0	0- 0			

RPI S	Opponent	Score	RPI S	Opponent	Score	RPI S	Opponent	Score	RPI S	Opponent	Score	Team's RPI: 331
			46 H	Colorado St.	37 64	73 N	Washington St.	57 70	101 H	San Francisco	62 70	
						74 H	Middle Tenn.	46 90	137 A	Fresno St.	56 65	
						80 H	San Diego	47 84	137 H	Fresno St.	59 67	
									148 A	Boise St.	58 66	
									159 H	Montana St.	53 66	
									167 A	Pacific	52 74	
									171 H	New Mexico	47 51	
									186 H	San Jose St.	63 76	
									190 A	UNLV	59 65	
									201 H	Utah St.	66 79	
									213 A	Ill.-Chicago	55 70	
									218 H	Utah Valley	65 73	
									239 N	Loyola Marymount	58 69	
									241 A	Wyoming	53 68	
									241 H	Wyoming	68 65	
									251 A	San Diego St.	70 64	
									332 A	UC Irvine	64 68	
									343 A	Air Force	53 59	
									343 H	Air Force	68 57	
LAST 12 Division I GAMES:												
186 H	San Jose St.	63 76	190 A	UNLV	59 65							
137 A	Fresno St.	56 65	241 H	Wyoming	68 65							
343 A	Air Force	53 59	148 A	Boise St.	58 66							
46 H	Colorado St.	37 64	343 H	Air Force	68 57							
201 H	Utah St.	66 79	137 H	Fresno St.	59 67							
251 A	San Diego St.	70 64	241 A	Wyoming	53 68							

Non-Div I Games: San Fran. St. 57 51

Nevada

New Hampshire

Through Games Of Feb. 19, 2016

Average RPI Win:	259	WON-LOST	WINNING	LAST 10	STRENGTH OF	OPP. STRENGTH	TEAM	ADJ.	CONF.	ADJ CONF.
Average RPI Loss:	146	RECORD	PCT. RANK	GAMES	SCHEDULE	OF SCHEDULE	RPI	RPI	RPI	RPI
DIV. I ONLY	9- 16	254	4- 6	180	233	237	237	15	15	
DIV. I NON-CONF.	5- 7	198	0- 0	236	264	215	215	18	18	
TOTALS	RPI 1-25	RPI 26-50	W-L RECORDS	RPI 51-100	RPI 101-150	RPI 150+				
9- 16	0- 0	0- 3	OVERALL	0- 2	1- 3	8- 8				
5- 6	0- 0	0- 2	HOME	0- 1	1- 0	4- 3				
4- 10	0- 0	0- 0	AWAY	0- 0	0- 1	4- 1				
0- 0	0- 0	0- 0	NEUTRAL	0- 0	0- 0	0- 0				
5- 7	0- 0	0- 1	NON-CONFERENCE	0- 0	0- 2	5- 4				
2- 3	0- 0	0- 1	HOME	0- 0	0- 0	2- 2				
3- 4	0- 0	0- 0	AWAY	0- 0	0- 2	3- 2				
0- 0	0- 0	0- 0	NEUTRAL	0- 0	0- 0	0- 0				
4- 9	0- 0	0- 2	CONFERENCE	0- 2	1- 1	3- 4				
3- 3	0- 0	0- 1	HOME	0- 1	1- 0	2- 1				
1- 6	0- 0	0- 1	AWAY	0- 1	0- 1	1- 3				
0- 0	0- 0	0- 0	NEUTRAL	0- 0	0- 0	0- 0				

RPI S	Opponent	Score	RPI S	Opponent	Score	RPI S	Opponent	Score	RPI S	Opponent	Score	Team's RPI: 237
32	H Penn	60 67	78	A Maine	55 59	116	A Boston College	51 71				
48	A Albany (NY)	48 85	78	H Maine	52 62	117	A North Carolina	60 65				
48	H Albany (NY)	52 78				139	A Stony Brook	54 63				
						139	H Stony Brook	49 46				
						158	A Yale	46 63				
						160	H Northeastern	54 66				
						162	H UMBC	55 65				
						208	A Hartford	44 48				
						220	H Siena	53 57				
						231	A Dartmouth	61 57				
						234	H Manhattan	72 57				
						235	A Binghamton	50 51				
						235	H Binghamton	64 49				
						238	A Sacred Heart	81 69				
						240	A Bryant	42 55				
						267	A Central Conn. St.	64 50				
						290	A Vermont	63 83				
						318	A UMass Lowell	63 55				
						318	H UMass Lowell	65 61				
						347	H Boston U.	69 52				
LAST 12 Division I GAMES:												
318	A UMass Lowell	63 55	290	A Vermont	63 83							
139	H Stony Brook	49 46	208	A Hartford	44 48							
48	A Albany (NY)	48 85	318	H UMass Lowell	65 61							
78	A Maine	55 59	78	H Maine	52 62							
235	H Binghamton	64 49	139	A Stony Brook	54 63							
162	H UMBC	55 65	48	H Albany (NY)	52 78							

Non-Div I Games: Colby-Sawyer 72 41

New Hampshire

■ Loss,
 ■ Non-Conf,
 ■ S Site,
 ■ H Home
 ■ A Away
 N Neutral

Average RPI Win:	228	WON-LOST	WINNING	LAST 10	STRENGTH OF	OPP. STRENGTH	TEAM	ADJ.	CONF.	ADJ CONF.
Average RPI Loss:	145	RECORD	PCT. RANK	GAMES	SCHEDULE	OF SCHEDULE	RPI	RPI	RPI	RPI
DIV. I ONLY	13- 11	146	2- 3	175	217	171	171	19	19	
DIV. I NON-CONF.	7- 4	110	0- 1	64	246	100	100	20	20	
TOTALS	RPI 1-25	RPI 26-50	W-L RECORDS	RPI 51-100	RPI 101-150	RPI 150+				
13- 11	0- 1	0- 1	OVERALL	1- 2	1- 2	11- 5				
8- 5	0- 1	0- 0	HOME	0- 1	0- 2	8- 1				
5- 6	0- 0	0- 1	AWAY	1- 1	1- 0	3- 4				
0- 0	0- 0	0- 0	NEUTRAL	0- 0	0- 0	0- 0				
7- 4	0- 1	0- 1	NON-CONFERENCE	1- 2	0- 0	6- 0				
5- 2	0- 1	0- 0	HOME	0- 1	0- 0	5- 0				
2- 2	0- 0	0- 1	AWAY	1- 1	0- 0	1- 0				
0- 0	0- 0	0- 0	NEUTRAL	0- 0	0- 0	0- 0				
6- 7	0- 0	0- 0	CONFERENCE	0- 0	1- 2	5- 5				
3- 3	0- 0	0- 0	HOME	0- 0	0- 2	3- 1				
3- 4	0- 0	0- 0	AWAY	0- 0	1- 0	2- 4				
0- 0	0- 0	0- 0	NEUTRAL	0- 0	0- 0	0- 0				

RPI 1-25				RPI 26-50				RPI 51-100				RPI 101+ Team's RPI: 171			
RPI	S	Opponent	Score	RPI	S	Opponent	Score	RPI	S	Opponent	Score	RPI	S	Opponent	Score
21	H	Duquesne	69 78	27	A	UTEP	62 70	79	A	Minnesota	72 53	137	H	Fresno St.	65 69
								96	A	New Mexico St.	59 78	148	A	Boise St.	70 60
								96	H	New Mexico St.	47 52	148	H	Boise St.	60 81
												153	A	SMU	63 58
												170	H	Sacramento St.	84 71
												186	A	San Jose St.	58 59
												186	H	San Jose St.	71 57
												190	A	UNLV	48 57
												190	H	UNLV	67 53
												201	A	Utah St.	56 72
												201	H	Utah St.	73 70
												241	A	Wyoming	48 66
												246	H	Houston Baptist	65 57
												251	H	San Diego St.	46 51
												269	H	Pepperdine	60 52
												319	H	Nicholls St.	83 43
												328	H	Southern Utah	70 48
												331	A	Nevada	51 47
												343	A	Air Force	63 33
LAST 12 Division I GAMES:															
21	H	Duquesne	69 78	148	H	Boise St.	60 81								
148	A	Boise St.	70 60	343	A	Air Force	63 33								
186	A	San Jose St.	58 59	186	H	San Jose St.	71 57								
201	H	Utah St.	73 70	241	A	Wyoming	48 66								
251	H	San Diego St.	46 51	190	H	UNLV	67 53								
190	A	UNLV	48 57	201	A	Utah St.	56 72								

Non-Div I Games:

New Mexico

■ Loss,
■ Non-Conf, S Site,
■ Home
■ Away
N Neutral

Average RPI Win:	243	WON-LOST	WINNING	LAST 10	STRENGTH OF	OPP. STRENGTH	TEAM	ADJ.	CONF.	ADJ CONF.
Average RPI Loss:	74	RECORD	PCT. RANK	GAMES	SCHEDULE	OF SCHEDULE	RPI	RPI	RPI	RPI
DIV. I ONLY	20- 3	14	10- 0	316	176	96	96	25	25	
DIV. I NON-CONF.	9- 3	69	0- 0	277	80	121	121	25	25	
TOTALS	RPI 1-25	RPI 26-50	W-L RECORDS	RPI 51-100	RPI 101-150	RPI 150+				
20- 3	0- 0	0- 1	OVERALL	0- 1	1- 1	19- 0				
10- 1	0- 0	0- 1	HOME	0- 0	1- 0	9- 0				
9- 1	0- 0	0- 0	AWAY	0- 0	0- 1	9- 0				
1- 1	0- 0	0- 0	NEUTRAL	0- 1	0- 0	1- 0				
9- 3	0- 0	0- 1	NON-CONFERENCE	0- 1	1- 1	8- 0				
5- 1	0- 0	0- 1	HOME	0- 0	1- 0	4- 0				
3- 1	0- 0	0- 0	AWAY	0- 0	0- 1	3- 0				
1- 1	0- 0	0- 0	NEUTRAL	0- 1	0- 0	1- 0				
11- 0	0- 0	0- 0	CONFERENCE	0- 0	0- 0	11- 0				
5- 0	0- 0	0- 0	HOME	0- 0	0- 0	5- 0				
6- 0	0- 0	0- 0	AWAY	0- 0	0- 0	6- 0				
0- 0	0- 0	0- 0	NEUTRAL	0- 0	0- 0	0- 0				

RPI 1-25				RPI 26-50				RPI 51-100				Team's RPI: 96		RPI 101+			
RPI	S	Opponent	Score	RPI	S	Opponent	Score	RPI	S	Opponent	Score			RPI	S	Opponent	Score
				27	H	UTEP	65 71	75	N	Vanderbilt	45 71			119	A	Arizona	64 68
														128	H	Northwestern St.	65 54
														170	H	Sacramento St.	80 77
														171	A	New Mexico	52 47
														171	H	New Mexico	78 59
														186	A	San Jose St.	75 66
														197	A	UTRGV	68 57
														218	A	Utah Valley	59 53
														218	H	Utah Valley	73 68
														224	A	Grand Canyon	64 44
														224	H	Grand Canyon	60 58
														243	A	CSU Bakersfield	67 59
														243	H	CSU Bakersfield	86 63
														262	H	Seattle	69 54
														277	H	Northern Ariz.	87 53
														299	A	UMKC	68 62
														308	A	North Dakota St.	79 69
														311	N	A&M-Corpus Christi	70 51
														328	H	Southern Utah	74 60
														336	A	Chicago St.	70 60
														336	H	Chicago St.	76 63
LAST 12 Division I GAMES:																	
				243	A	CSU Bakersfield	67 59					262	H	Seattle	69 54		
				336	H	Chicago St.	76 63					336	A	Chicago St.	70 60		
				218	A	Utah Valley	59 53					299	A	UMKC	68 62		
				224	A	Grand Canyon	64 44					224	H	Grand Canyon	60 58		
				197	A	UTRGV	68 57					218	H	Utah Valley	73 68		
				243	H	CSU Bakersfield	86 63					311	N	A&M-Corpus Christi	70 51		

Non-Div I Games: Eastern N.M. 76 61 Western N.M. 68 39

New Mexico St.

Loss, Non-Conf, S Site, H Home A Away N Neutral

Average RPI Win:	297	WON-LOST	WINNING	LAST 10	STRENGTH OF	OPP. STRENGTH	TEAM	ADJ.	CONF.	ADJ CONF.
Average RPI Loss:	213	RECORD	PCT. RANK	GAMES	SCHEDULE	OF SCHEDULE	RPI	RPI	RPI	RPI
DIV. I ONLY	5- 15	289	3- 7	324	308	333	333	26	26	
DIV. I NON-CONF.	1- 6	311	0- 0	318	280	345	345	26	26	
TOTALS	RPI 1-25	RPI 26-50	W-L RECORDS	RPI 51-100	RPI 101-150	RPI 150+				
5- 15	0- 0	0- 0	OVERALL	0- 1	0- 3	5- 11				
4- 5	0- 0	0- 0	HOME	0- 0	0- 1	4- 4				
1- 9	0- 0	0- 0	AWAY	0- 0	0- 0	1- 1				
0- 1	0- 0	0- 0	NEUTRAL	0- 0	0- 0	0- 1				
1- 6	0- 0	0- 0	NON-CONFERENCE	0- 1	0- 1	1- 4				
1- 1	0- 0	0- 0	HOME	0- 0	0- 0	1- 1				
0- 4	0- 0	0- 0	AWAY	0- 1	0- 1	0- 2				
0- 1	0- 0	0- 0	NEUTRAL	0- 0	0- 0	0- 1				
4- 9	0- 0	0- 0	CONFERENCE	0- 0	0- 2	4- 7				
3- 4	0- 0	0- 0	HOME	0- 0	0- 1	3- 3				
1- 5	0- 0	0- 0	AWAY	0- 0	0- 1	1- 4				
0- 0	0- 0	0- 0	NEUTRAL	0- 0	0- 0	0- 0				

RPI S	Opponent	Score	RPI S	Opponent	Score	RPI S	Opponent	Score	RPI S	Opponent	Score	Team's RPI: 333
						92 A	TCU	36 85	110 A	Central Ark.	55 67	
									110 H	Central Ark.	44 59	
									131 A	Arkansas	41 73	
									161 A	Ole Miss	59 97	
									165 A	McNeese St.	63 92	
									165 H	McNeese St.	74 77	
									226 H	Stephen F. Austin	58 57	
									236 A	Sam Houston St.	52 64	
									246 H	Houston Baptist	51 71	
									281 A	Lamar	52 79	
									289 H	UNCG	79 81	
									293 N	Florida A&M	60 71	
									297 A	Kennesaw St.	53 60	
									303 H	Jackson St.	85 68	
									311 A	A&M-Corpus Christi	59 73	
									311 H	A&M-Corpus Christi	64 75	
									314 A	Southeastern La.	62 51	
									319 H	Nicholls St.	62 55	
									324 H	Incarnate Word	55 49	
LAST 12 Division I GAMES:												
			314 A	Southeastern La.	62 51		311 A	A&M-Corpus Christi	59 73			
			311 H	A&M-Corpus Christi	64 75		110 H	Central Ark.	44 59			
			110 A	Central Ark.	55 67		246 H	Houston Baptist	51 71			
			165 A	McNeese St.	63 92		226 H	Stephen F. Austin	58 57			
			165 H	McNeese St.	74 77		236 A	Sam Houston St.	52 64			
			319 H	Nicholls St.	62 55		324 H	Incarnate Word	55 49			

Non-Div I Games: LSU-Alexandria 93 75 Trinity Baptist 109 46

New Orleans

Loss, Non-Conf, S Site, H Home A Away N Neutral

Niagara

Through Games Of Feb. 19, 2016

Average RPI Win:	296	WON-LOST	WINNING	LAST 10	STRENGTH OF	OPP. STRENGTH	TEAM	ADJ.	CONF.	ADJ CONF.
Average RPI Loss:	174	RECORD	PCT. RANK	GAMES	SCHEDULE	OF SCHEDULE	RPI	RPI	RPI	RPI
DIV. I ONLY	6- 20	304	1- 9	266	248	307	307	23	23	
DIV. I NON-CONF.	2- 7	280	0- 0	245	214	291	291	24	24	
TOTALS	RPI 1-25	RPI 26-50	W-L RECORDS	RPI 51-100	RPI 101-150	RPI 150+				
6- 20	0- 0	0- 1	OVERALL	0- 0	0- 7	6- 12				
3- 10	0- 0	0- 0	HOME	0- 0	0- 4	3- 6				
3- 10	0- 0	0- 1	AWAY	0- 0	0- 3	3- 6				
0- 0	0- 0	0- 0	NEUTRAL	0- 0	0- 0	0- 0				
2- 7	0- 0	0- 1	NON-CONFERENCE	0- 0	0- 3	2- 3				
1- 3	0- 0	0- 0	HOME	0- 0	0- 2	1- 1				
1- 4	0- 0	0- 1	AWAY	0- 0	0- 1	1- 2				
0- 0	0- 0	0- 0	NEUTRAL	0- 0	0- 0	0- 0				
4- 13	0- 0	0- 0	CONFERENCE	0- 0	0- 4	4- 9				
2- 7	0- 0	0- 0	HOME	0- 0	0- 2	2- 5				
2- 6	0- 0	0- 0	AWAY	0- 0	0- 2	2- 4				
0- 0	0- 0	0- 0	NEUTRAL	0- 0	0- 0	0- 0				

RPI 1-25			RPI 26-50			RPI 51-100			RPI 101+			Team's RPI: 307
RPI	S	Opponent	Score	RPI	S	Opponent	Score	RPI	S	Opponent	Score	
				34	A	St. Bonaventure	55 67					
								103	A	Quinnipiac	52 70	
								103	H	Quinnipiac	54 61	
								106	H	Youngstown St.	54 71	
								115	A	Iona	46 73	
								115	H	Iona	52 73	
								138	A	Texas Tech	45 79	
								140	H	Buffalo	48 57	
								176	A	Detroit	75 80	
								178	A	Marist	50 63	
								178	H	Marist	68 82	
								193	A	Fairfield	43 61	
								193	H	Fairfield	56 55	
								194	H	Canisius	66 68	
								203	H	Oakland	67 77	
								220	H	Siena	51 59	
								231	A	Dartmouth	47 60	
								234	A	Manhattan	62 80	
								268	A	Monmouth	60 83	
								268	H	Monmouth	55 68	
								284	A	Rider	67 57	
								284	H	Rider	72 76	
								292	H	Cleveland St.	73 72	
								334	A	Saint Peter's	52 48	
								334	H	Saint Peter's	51 46	
								337	A	Mt. St. Mary's	53 51	
LAST 12 Division I GAMES:												
268	H	Monmouth	55 68	194	H	Canisius	66 68					
284	H	Rider	72 76	178	A	Marist	50 63					
178	H	Marist	68 82	115	A	Iona	46 73					
103	A	Quinnipiac	52 70	334	H	Saint Peter's	51 46					
193	A	Fairfield	43 61	103	H	Quinnipiac	54 61					
115	H	Iona	52 73	284	A	Rider	67 57					

Non-Div I Games:

Niagara

■ Loss,
 ■ Non-Conf,
 ■ S Site,
 ■ H Home
 ■ A Away
 N Neutral

Average RPI Win:	256	WON-LOST	WINNING	LAST 10	STRENGTH OF	OPP. STRENGTH	TEAM	ADJ.	CONF.	ADJ CONF.
Average RPI Loss:	215	RECORD	PCT. RANK	GAMES	SCHEDULE	OF SCHEDULE	RPI	RPI	RPI	RPI
DIV. I ONLY	7- 15	269	2- 3	333	293	319	319	26	26	
DIV. I NON-CONF.	1- 8	320	1- 0	328	342	348	348	26	26	
TOTALS	RPI 1-25	RPI 26-50	W-L RECORDS	RPI 51-100	RPI 101-150	RPI 150+				
7- 15	0- 0	0- 0	OVERALL	0- 1	1- 3	6- 11				
3- 7	0- 0	0- 0	HOME	0- 1	1- 1	2- 5				
3- 7	0- 0	0- 0	AWAY	0- 0	0- 1	3- 6				
1- 1	0- 0	0- 0	NEUTRAL	0- 0	0- 1	1- 0				
1- 8	0- 0	0- 0	NON-CONFERENCE	0- 0	0- 1	1- 7				
0- 4	0- 0	0- 0	HOME	0- 0	0- 0	0- 4				
0- 3	0- 0	0- 0	AWAY	0- 0	0- 0	0- 3				
1- 1	0- 0	0- 0	NEUTRAL	0- 0	0- 1	1- 0				
6- 7	0- 0	0- 0	CONFERENCE	0- 1	1- 2	5- 4				
3- 3	0- 0	0- 0	HOME	0- 1	1- 1	2- 1				
3- 4	0- 0	0- 0	AWAY	0- 0	0- 1	3- 3				
0- 0	0- 0	0- 0	NEUTRAL	0- 0	0- 0	0- 0				

RPI 1-25				RPI 26-50				RPI 51-100				RPI 101+ Team's RPI: 319					
RPI	S	Opponent	Score	RPI	S	Opponent	Score	RPI	S	Opponent	Score	RPI	S	Opponent	Score		
								62	H	Abilene Christian	68	71	110	H	Central Ark.	65	71
													122	N	Samford	43	45
													128	A	Northwestern St.	62	66
													128	H	Northwestern St.	70	61
													165	H	McNeese St.	85	81
													171	A	New Mexico	43	83
													175	H	Louisiana Tech	55	58
													188	A	Troy	51	104
													192	H	Grambling	65	69
													236	A	Sam Houston St.	67	63
													246	A	Houston Baptist	71	80
													281	H	Lamar	69	59
													283	H	Jacksonville St.	49	63
													285	A	La.-Monroe	57	69
													287	H	Prairie View	70	81
													311	A	A&M-Corpus Christi	64	62
													314	A	Southeastern La.	68	78
													324	A	Incarnate Word	66	64
													324	H	Incarnate Word	61	63
													333	A	New Orleans	55	62
													348	N	Mississippi Val.	63	54
LAST 12 Division I GAMES:																	
348	N	Mississippi Val.	63	54	333	A	New Orleans	55	62								
128	A	Northwestern St.	62	66	110	H	Central Ark.	65	71								
314	A	Southeastern La.	68	78	128	H	Northwestern St.	70	61								
165	H	McNeese St.	85	81	311	A	A&M-Corpus Christi	64	62								
324	H	Incarnate Word	61	63	236	A	Sam Houston St.	67	63								
324	A	Incarnate Word	66	64	62	H	Abilene Christian	68	71								

Non-Div I Games: Southern-N.O. 98 65

Nicholls St.

■ Loss,
 ■ Non-Conf,
 ■ S Site,
 ■ H Home
 ■ A Away
 N Neutral

Average RPI Win:	311	WON-LOST	WINNING	LAST 10	STRENGTH OF	OPP. STRENGTH	TEAM	ADJ.	CONF.	ADJ CONF.
Average RPI Loss:	232	RECORD	PCT. RANK	GAMES	SCHEDULE	OF SCHEDULE	RPI	RPI	RPI	RPI
DIV. I ONLY	2- 20	341	2- 8	329	329	346	346	31	31	
DIV. I NON-CONF.	0- 10	338	0- 1	269	283	346	346	30	30	
TOTALS	RPI 1-25	RPI 26-50	W-L RECORDS	RPI 51-100	RPI 101-150	RPI 150+				
2- 20	0- 0	0- 1	OVERALL	0- 1	0- 1	2- 17				
0- 8	0- 0	0- 0	HOME	0- 0	0- 0	0- 8				
2- 10	0- 0	0- 1	AWAY	0- 1	0- 1	2- 7				
0- 2	0- 0	0- 0	NEUTRAL	0- 0	0- 0	0- 2				
0- 10	0- 0	0- 1	NON-CONFERENCE	0- 1	0- 1	0- 7				
0- 3	0- 0	0- 0	HOME	0- 0	0- 0	0- 3				
0- 5	0- 0	0- 1	AWAY	0- 1	0- 1	0- 2				
0- 2	0- 0	0- 0	NEUTRAL	0- 0	0- 0	0- 2				
2- 10	0- 0	0- 0	CONFERENCE	0- 0	0- 0	2- 10				
0- 5	0- 0	0- 0	HOME	0- 0	0- 0	0- 5				
2- 5	0- 0	0- 0	AWAY	0- 0	0- 0	2- 5				
0- 0	0- 0	0- 0	NEUTRAL	0- 0	0- 0	0- 0				

RPI 1-25				RPI 26-50				RPI 51-100				RPI 101+				Team's RPI: 346	
RPI	S	Opponent	Score	RPI	S	Opponent	Score	RPI	S	Opponent	Score	RPI	S	Opponent	Score		
				33	A	Mississippi St.	34 92					142	A	Marshall	67 81		
												151	A	Hampton	62 73		
												203	H	Oakland	73 83		
												210	H	USC Upstate	62 82		
												212	A	William & Mary	47 67		
												227	A	Morgan St.	58 67		
												227	H	Morgan St.	56 59		
												248	A	N.C. A&T	53 64		
												250	A	Loyola Maryland	67 75		
												253	H	UNCW	57 61		
												255	H	Bethune-Cookman	45 53		
												273	A	Coppin St.	44 69		
												278	N	La Salle	59 67		
												293	H	Florida A&M	67 83		
												295	A	UMES	74 63		
												298	H	Savannah St.	53 68		
												305	H	South Carolina St.	52 60		
												327	A	Howard	110 108		
												341	N	St. Francis Brooklyn	55 59		
												349	A	N.C. Central	62 63		
LAST 12 Division I GAMES:																	
				227	H	Morgan St.	56 59					248	A	N.C. A&T	53 64		
				295	A	UMES	74 63					349	A	N.C. Central	62 63		
				327	A	Howard	110 108					255	H	Bethune-Cookman	45 53		
				151	A	Hampton	62 73					293	H	Florida A&M	67 83		
				298	H	Savannah St.	53 68					273	A	Coppin St.	44 69		
				305	H	South Carolina St.	52 60					341	N	St. Francis Brooklyn	55 59		

Non-Div I Games:

Norfolk St.

■ Loss,
 ■ Non-Conf,
 ■ S Site,
 ■ H Home
 ■ A Away
 N Neutral

North Carolina

Through Games Of Feb. 19, 2016

Average RPI Win:	173	WON-LOST	WINNING	LAST 10	STRENGTH OF	OPP. STRENGTH	TEAM	ADJ.	CONF.	ADJ CONF.
Average RPI Loss:	74	RECORD	PCT. RANK	GAMES	SCHEDULE	OF SCHEDULE	RPI	RPI	RPI	RPI
DIV. I ONLY	14- 14	171	2- 8	40	80	117	117	5	5	
DIV. I NON-CONF.	10- 5	99	0- 0	94	244	130	130	5	5	
TOTALS	RPI 1-25	RPI 26-50	W-L RECORDS	RPI 51-100	RPI 101-150	RPI 150+				
14- 14	1- 4	0- 3	OVERALL	2- 2	3- 3	8- 2				
11- 7	1- 1	0- 1	HOME	1- 1	2- 2	7- 2				
1- 7	0- 3	0- 2	AWAY	0- 1	1- 1	0- 0				
2- 0	0- 0	0- 0	NEUTRAL	1- 0	0- 0	1- 0				
10- 5	0- 1	0- 0	NON-CONFERENCE	2- 1	1- 1	7- 2				
8- 4	0- 0	0- 0	HOME	1- 1	1- 1	6- 2				
0- 1	0- 1	0- 0	AWAY	0- 0	0- 0	0- 0				
2- 0	0- 0	0- 0	NEUTRAL	1- 0	0- 0	1- 0				
4- 9	1- 3	0- 3	CONFERENCE	0- 1	2- 2	1- 0				
3- 3	1- 1	0- 1	HOME	0- 0	1- 1	1- 0				
1- 6	0- 2	0- 2	AWAY	0- 1	1- 1	0- 0				
0- 0	0- 0	0- 0	NEUTRAL	0- 0	0- 0	0- 0				

RPI	S	Opponent	Score	RPI	S	Opponent	Score	RPI	S	Opponent	Score	RPI	S	Opponent	Score	Team's RPI: 117
1	A	Notre Dame	54 88	28	H	Miami (FL)	61 76	64	H	Oregon	77 79	107	H	Northwestern	72 85	
13	A	Florida St.	63 94	45	A	Duke	55 71	78	H	Maine	59 58	114	A	Wake Forest	63 75	
16	H	Syracuse	77 73	47	A	North Carolina St.	49 78	85	A	Georgia Tech	73 80	115	H	Iona	64 52	
17	A	Oklahoma St.	67 77					99	N	Gonzaga	67 62	116	A	Boston College	86 78	
18	H	Louisville	60 78									120	H	Pittsburgh	60 76	
												121	H	Virginia Tech	71 67	
												152	N	Southern Miss.	69 62	
												158	H	Yale	70 63	
												167	H	Pacific	63 66	
												205	H	Gardner-Webb	65 66	
												210	H	USC Upstate	80 40	
												237	H	New Hampshire	65 60	
												249	H	Clemson	72 56	
												266	H	Appalachian St.	68 59	
												293	H	Florida A&M	94 58	
												310	H	Fairleigh Dickinson	64 46	
LAST 12 Division I GAMES:																
120	H	Pittsburgh	60 76	45	A	Duke	55 71									
13	A	Florida St.	63 94	114	A	Wake Forest	63 75									
121	H	Virginia Tech	71 67	28	H	Miami (FL)	61 76									
116	A	Boston College	86 78	85	A	Georgia Tech	73 80									
18	H	Louisville	60 78	1	A	Notre Dame	54 88									
47	A	North Carolina St.	49 78	16	H	Syracuse	77 73									

Non-Div I Games:

North Carolina

■ Loss,
 ■ Non-Conf,
 ■ S Site,
 ■ H Home
 ■ A Away
 N Neutral

Average RPI Win:	134	WON-LOST	WINNING	LAST 10	STRENGTH OF	OPP. STRENGTH	TEAM	ADJ.	CONF.	ADJ CONF.
Average RPI Loss:	43	RECORD	PCT. RANK	GAMES	SCHEDULE	OF SCHEDULE	RPI	RPI	RPI	RPI
DIV. I ONLY	17- 9	83	6- 4	27	40	47	47	5	5	
DIV. I NON-CONF.	9- 4	95	0- 0	85	76	72	72	5	5	
TOTALS	RPI 1-25	RPI 26-50	W-L RECORDS	RPI 51-100	RPI 101-150	RPI 150+				
17- 9	0- 4	1- 2	OVERALL	5- 2	7- 1	4- 0				
11- 3	0- 2	0- 0	HOME	4- 1	4- 0	3- 0				
4- 5	0- 2	1- 1	AWAY	1- 1	2- 1	0- 0				
2- 1	0- 0	0- 1	NEUTRAL	0- 0	1- 0	1- 0				
9- 4	0- 1	0- 1	NON-CONFERENCE	3- 2	2- 0	4- 0				
6- 1	0- 0	0- 0	HOME	2- 1	1- 0	3- 0				
1- 2	0- 1	0- 0	AWAY	1- 1	0- 0	0- 0				
2- 1	0- 0	0- 1	NEUTRAL	0- 0	1- 0	1- 0				
8- 5	0- 3	1- 1	CONFERENCE	2- 0	5- 1	0- 0				
5- 2	0- 2	0- 0	HOME	2- 0	3- 0	0- 0				
3- 3	0- 1	1- 1	AWAY	0- 0	2- 1	0- 0				
0- 0	0- 0	0- 0	NEUTRAL	0- 0	0- 0	0- 0				

RPI 1-25				RPI 26-50				Team's RPI: 47	RPI 51-100				RPI 101+			
RPI	S	Opponent	Score	RPI	S	Opponent	Score		RPI	S	Opponent	Score	RPI	S	Opponent	Score
1	A	Notre Dame	46 82	28	A	Miami (FL)	44 73		54	H	Villanova	70 64	114	A	Wake Forest	58 63
16	H	Syracuse	52 55	39	N	Seton Hall	55 58		69	A	Nebraska	67 88	114	H	Wake Forest	64 47
18	H	Louisville	90 92	45	A	Duke	65 62		83	H	Charlotte	72 65	116	H	Boston College	74 63
20	A	Florida	72 79						84	H	Elon	66 69	117	H	North Carolina	78 49
									85	H	Georgia Tech	65 57	120	A	Pittsburgh	78 76
									91	H	Virginia	63 52	121	A	Virginia Tech	72 61
									98	A	Liberty	61 53	141	N	UAB	67 56
													150	H	Davidson	58 42
													187	N	Eastern Ky.	73 62
													200	H	Radford	67 52
													247	H	High Point	89 48
													306	H	Western Caro.	86 55
LAST 12 Division I GAMES:																
16	H	Syracuse	52 55	121	A	Virginia Tech	72 61									
116	H	Boston College	74 63	18	H	Louisville	90 92									
114	A	Wake Forest	58 63	45	A	Duke	65 62									
1	A	Notre Dame	46 82	120	A	Pittsburgh	78 76									
117	H	North Carolina	78 49	85	H	Georgia Tech	65 57									
91	H	Virginia	63 52	114	H	Wake Forest	64 47									

Non-Div I Games:

North Carolina St.

■ Loss,
 ■ Non-Conf, S Site,
 ■ Home
 ■ Away
 N Neutral

Average RPI Win:	226	WON-LOST	WINNING	LAST 10	STRENGTH OF	OPP. STRENGTH	TEAM	ADJ.	CONF.	ADJ CONF.
Average RPI Loss:	116	RECORD	PCT. RANK	GAMES	SCHEDULE	OF SCHEDULE	RPI	RPI	RPI	RPI
DIV. I ONLY	12- 12	171	8- 2	57	301	129	129	20	20	
DIV. I NON-CONF.	4- 7	222	0- 0	33	210	172	172	22	22	
TOTALS	RPI 1-25	RPI 26-50	W-L RECORDS	RPI 51-100	RPI 101-150	RPI 150+				
12- 12	0- 0	0- 0	OVERALL	0- 5	1- 4	11- 3				
9- 3	0- 0	0- 0	HOME	0- 1	1- 1	8- 1				
3- 8	0- 0	0- 0	AWAY	0- 0	0- 0	3- 0				
0- 1	0- 0	0- 0	NEUTRAL	0- 1	0- 0	0- 0				
4- 7	0- 0	0- 0	NON-CONFERENCE	0- 5	1- 2	3- 0				
4- 1	0- 0	0- 0	HOME	0- 1	1- 0	3- 0				
0- 5	0- 0	0- 0	AWAY	0- 3	0- 2	0- 0				
0- 1	0- 0	0- 0	NEUTRAL	0- 1	0- 0	0- 0				
8- 5	0- 0	0- 0	CONFERENCE	0- 0	0- 2	8- 3				
5- 2	0- 0	0- 0	HOME	0- 0	0- 1	5- 1				
3- 3	0- 0	0- 0	AWAY	0- 0	0- 1	3- 2				
0- 0	0- 0	0- 0	NEUTRAL	0- 0	0- 0	0- 0				

RPI 1-25			RPI 26-50			RPI 51-100			RPI 101+			Team's RPI: 129
RPI	S	Opponent	Score	RPI	S	Opponent	Score	RPI	S	Opponent	Score	
						55 A Iowa	61 83	101 A San Francisco		57 74		
						64 A Oregon	51 77	108 H UNI		64 59		
						76 H South Dakota	70 73	109 A Drake		63 73		
						79 A Minnesota	47 57	136 A Idaho		65 92		
						94 N UT Martin	58 84	136 H Idaho		59 65		
								159 A Montana St.		61 69		
								164 H Northern Colo.		54 51		
								184 A Eastern Wash.		57 60		
								184 H Eastern Wash.		72 69		
								199 A Weber St.		85 78		
								199 H Weber St.		56 62		
								214 A Montana		61 59		
								221 H Western Ill.		78 67		
								225 A Idaho St.		60 57		
								225 H Idaho St.		45 42		
								257 H Omaha		67 52		
								277 H Northern Ariz.		63 56		
								308 H North Dakota St.		71 54		
								328 H Southern Utah		68 56		
LAST 12 Division I GAMES:												
						136 H Idaho	59 65	277 H Northern Ariz.		63 56		
						184 H Eastern Wash.	72 69	214 A Montana		61 59		
						199 A Weber St.	85 78	159 A Montana St.		61 69		
						225 A Idaho St.	60 57	225 H Idaho St.		45 42		
						164 H Northern Colo.	54 51	199 H Weber St.		56 62		
						328 H Southern Utah	68 56	184 A Eastern Wash.		57 60		

Non-Div I Games:

North Dakota

Average RPI Win:	309	WON-LOST	WINNING	LAST 10	STRENGTH OF	OPP. STRENGTH	TEAM	ADJ.	CONF.	ADJ CONF.
Average RPI Loss:	165	RECORD	PCT. RANK	GAMES	SCHEDULE	OF SCHEDULE	RPI	RPI	RPI	RPI
DIV. I ONLY	5- 19	309	2- 8	202	282	308	308	18	18	
DIV. I NON-CONF.	3- 8	258	0- 0	302	332	317	317	19	19	
TOTALS	RPI 1-25	RPI 26-50	W-L RECORDS	RPI 51-100	RPI 101-150	RPI 150+				
5- 19	0- 0	0- 0	OVERALL	0- 6	0- 3	5- 10				
3- 8	0- 0	0- 0	HOME	0- 4	0- 1	3- 3				
1- 9	0- 0	0- 0	AWAY	0- 2	0- 2	1- 5				
1- 2	0- 0	0- 0	NEUTRAL	0- 0	0- 0	1- 2				
3- 8	0- 0	0- 0	NON-CONFERENCE	0- 2	0- 1	3- 5				
1- 3	0- 0	0- 0	HOME	0- 2	0- 0	1- 1				
1- 3	0- 0	0- 0	AWAY	0- 0	0- 1	1- 2				
1- 2	0- 0	0- 0	NEUTRAL	0- 0	0- 0	1- 2				
2- 11	0- 0	0- 0	CONFERENCE	0- 4	0- 2	2- 5				
2- 5	0- 0	0- 0	HOME	0- 2	0- 1	2- 2				
0- 6	0- 0	0- 0	AWAY	0- 2	0- 1	0- 3				
0- 0	0- 0	0- 0	NEUTRAL	0- 0	0- 0	0- 0				

RPI 1-25				RPI 26-50				RPI 51-100				RPI 101+				Team's RPI: 308	
RPI	S	Opponent	Score	RPI	S	Opponent	Score	RPI	S	Opponent	Score	RPI	S	Opponent	Score		
								65	A	South Dakota St.	47	81	126	A	IUPUI	44	67
								65	H	South Dakota St.	63	81	126	H	IUPUI	63	64
								76	A	South Dakota	54	80	129	A	North Dakota	54	71
								76	H	South Dakota	94	96	155	A	Oral Roberts	58	59
								78	H	Maine	51	82	155	H	Oral Roberts	42	52
								96	H	New Mexico St.	69	79	179	N	Delaware	50	62
													221	H	Western Ill.	82	94
													224	H	Grand Canyon	67	76
													248	N	N.C. A&T	64	72
													251	A	San Diego St.	54	64
													257	A	Omaha	52	77
													257	H	Omaha	74	67
													287	N	Prairie View	79	58
													301	A	Denver	53	64
													315	A	Kent St.	54	75
													317	H	IPFW	94	85
													340	H	Cal St. Fullerton	79	64
													342	A	NJIT	64	59
LAST 12 Division I GAMES:																	
257	H	Omaha	74	67	221	H	Western Ill.	82	94								
126	H	IUPUI	63	64	126	A	IUPUI	44	67								
65	A	South Dakota St.	47	81	76	H	South Dakota	94	96								
155	A	Oral Roberts	58	59	155	H	Oral Roberts	42	52								
76	A	South Dakota	54	80	301	A	Denver	53	64								
317	H	IPFW	94	85	65	H	South Dakota St.	63	81								

Non-Div I Games: Valley City St. 85 77 St. Mary (NE) 88 68

North Dakota St.

■ Loss,
■ Non-Conf, S Site,
■ Home
■ Away
N Neutral

North Florida

Through Games Of Feb. 19, 2016

Average RPI Win:	315	WON-LOST	WINNING	LAST 10	STRENGTH OF	OPP. STRENGTH	TEAM	ADJ.	CONF.	ADJ CONF.
Average RPI Loss:	187	RECORD	PCT. RANK	GAMES	SCHEDULE	OF SCHEDULE	RPI	RPI	RPI	RPI
DIV. I ONLY	4- 19	318	2- 8	237	304	321	321	29	29	
DIV. I NON-CONF.	2- 10	304	0- 1	222	309	308	308	27	27	
TOTALS	RPI 1-25	RPI 26-50	W-L RECORDS	RPI 51-100	RPI 101-150	RPI 150+				
4- 19	0- 1	0- 0	OVERALL	0- 4	0- 2	4- 12				
2- 9	0- 0	0- 0	HOME	0- 2	0- 1	2- 6				
2- 10	0- 1	0- 0	AWAY	0- 2	0- 1	2- 6				
0- 0	0- 0	0- 0	NEUTRAL	0- 0	0- 0	0- 0				
2- 10	0- 1	0- 0	NON-CONFERENCE	0- 2	0- 1	2- 6				
1- 5	0- 0	0- 0	HOME	0- 1	0- 0	1- 4				
1- 5	0- 1	0- 0	AWAY	0- 1	0- 1	1- 2				
0- 0	0- 0	0- 0	NEUTRAL	0- 0	0- 0	0- 0				
2- 9	0- 0	0- 0	CONFERENCE	0- 2	0- 1	2- 6				
1- 4	0- 0	0- 0	HOME	0- 1	0- 1	1- 2				
1- 5	0- 0	0- 0	AWAY	0- 1	0- 0	1- 4				
0- 0	0- 0	0- 0	NEUTRAL	0- 0	0- 0	0- 0				

RPI 1-25				RPI 26-50				RPI 51-100				RPI 101+				Team's RPI: 321	
RPI	S	Opponent	Score	RPI	S	Opponent	Score	RPI	S	Opponent	Score	RPI	S	Opponent	Score		
13	A	Florida St.	28 80					61	A	FGCU	50 75	113	A	Mercer	54 68		
								61	H	FGCU	38 65	147	H	Jacksonville	39 73		
								63	H	Purdue	47 70	156	A	Alabama	47 69		
								69	A	Nebraska	46 91	183	A	Stetson	61 81		
												183	H	Stetson	56 67		
												210	A	USC Upstate	54 69		
												253	H	UNCW	47 63		
												255	H	Bethune-Cookman	49 53		
												274	A	Georgia St.	63 76		
												279	H	Campbell	55 66		
												282	H	Towson	74 72		
												297	A	Kennesaw St.	54 76		
												297	H	Kennesaw St.	55 70		
												299	A	UMKC	62 55		
												305	H	South Carolina St.	48 53		
												335	A	Lipscomb	71 78		
												335	H	Lipscomb	78 70		
												342	A	NJIT	68 51		
LAST 12 Division I GAMES:																	
297	A	Kennesaw St.	54 76	210	A	USC Upstate	54 69										
335	A	Lipscomb	71 78	342	A	NJIT	68 51										
183	H	Stetson	56 67	335	H	Lipscomb	78 70										
61	A	FGCU	50 75	297	H	Kennesaw St.	55 70										
183	A	Stetson	61 81	147	H	Jacksonville	39 73										
61	H	FGCU	38 65	113	A	Mercer	54 68										

Non-Div I Games: Warner 60 51 Webber Int'l 60 72 Trinity Baptist 97 30

North Florida

Loss, Non-Conf, S Site, H Home A Away N Neutral

RPI 1-25				RPI 26-50				RPI 51-100				RPI 101+ Team's RPI: 217			
RPI	S	Opponent	Score	RPI	S	Opponent	Score	RPI	S	Opponent	Score	RPI	S	Opponent	Score
24	A	Oklahoma	61 57	27	H	UTEP	67 75	74	H	Middle Tenn.	52 76	101	H	San Francisco	61 69
				50	A	Western Ky.	53 65	83	H	Charlotte	70 82	115	A	Iona	51 62
												119	H	Arizona	44 51
												126	H	IUPUI	68 67
												141	H	UAB	53 51
												142	A	Marshall	71 63
												152	A	Southern Miss.	38 57
												153	H	SMU	60 57
												157	H	Old Dominion	48 65
												175	A	Louisiana Tech	71 77
												199	H	Weber St.	38 45
												215	A	Texas St.	62 64
												229	A	Rice	97 100
												229	H	Rice	73 79
												254	H	UTSA	68 58
												278	A	La Salle	69 63
												294	A	FIU	58 40
												324	A	Incarnate Word	62 55
LAST 12 Division I GAMES:															
294	A	FIU	58 40	141	H	UAB	53 51								
83	H	Charlotte	70 82	74	H	Middle Tenn.	52 76								
157	H	Old Dominion	48 65	50	A	Western Ky.	53 65								
175	A	Louisiana Tech	71 77	142	A	Marshall	71 63								
152	A	Southern Miss.	38 57	229	A	Rice	97 100								
229	H	Rice	73 79	27	H	UTEP	67 75								

Non-Div I Games:

Northeastern

Through Games Of Feb. 19, 2016

Average RPI Win:	201	WON-LOST	WINNING	LAST 10	STRENGTH OF	OPP. STRENGTH	TEAM	ADJ.	CONF.	ADJ CONF.
Average RPI Loss:	115	RECORD	PCT. RANK	GAMES	SCHEDULE	OF SCHEDULE	RPI	RPI	RPI	RPI
DIV. I ONLY	11- 14	208	4- 6	91	169	160	160	13	13	
DIV. I NON-CONF.	5- 6	180	0- 0	139	239	192	192	12	12	
TOTALS	RPI 1-25	RPI 26-50	W-L RECORDS	RPI 51-100	RPI 101-150	RPI 150+				
11- 14	0- 0	0- 4	OVERALL	3- 3	0- 3	8- 4				
4- 8	0- 0	0- 2	HOME	1- 2	0- 2	3- 2				
7- 4	0- 0	0- 1	AWAY	2- 1	0- 0	5- 2				
0- 2	0- 0	0- 1	NEUTRAL	0- 0	0- 1	0- 0				
5- 6	0- 0	0- 2	NON-CONFERENCE	1- 0	0- 3	4- 1				
2- 4	0- 0	0- 1	HOME	1- 0	0- 2	1- 1				
3- 0	0- 0	0- 0	AWAY	0- 0	0- 0	3- 0				
0- 2	0- 0	0- 1	NEUTRAL	0- 0	0- 1	0- 0				
6- 8	0- 0	0- 2	CONFERENCE	2- 3	0- 0	4- 3				
2- 4	0- 0	0- 1	HOME	0- 2	0- 0	2- 1				
4- 4	0- 0	0- 1	AWAY	2- 1	0- 0	2- 2				
0- 0	0- 0	0- 0	NEUTRAL	0- 0	0- 0	0- 0				

RPI S	Opponent	Score	RPI S	Opponent	Score	RPI S	Opponent	Score	RPI S	Opponent	Score	Team's RPI: 160
26	H Michigan St.	51 77	71	A Hofstra	50 75	103	H Quinnipiac	60 71				
35	N Missouri	56 69	78	H Maine	56 44	116	H Boston College	45 71				
36	A James Madison	62 85	84	A Elon	67 61	137	N Fresno St.	55 69				
36	H James Madison	52 61	84	H Elon	54 56	179	A Delaware	52 59				
			93	A Drexel	73 65	179	H Delaware	57 54				
			93	H Drexel	49 53	194	H Canisius	57 68				
						212	A William & Mary	62 69				
						212	H William & Mary	69 68				
						216	A Col. of Charleston	52 49				
						220	A Siena	70 67				
						237	A New Hampshire	66 54				
						253	A UNCW	72 66				
						282	H Towson	71 72				
						295	H UMES	60 49				
						347	A Boston U.	77 44				
LAST 12 Division I GAMES:												
179	H Delaware	57 54	84	H Elon	54 56							
84	A Elon	67 61	93	H Drexel	49 53							
253	A UNCW	72 66	71	A Hofstra	50 75							
36	H James Madison	52 61	36	A James Madison	62 85							
216	A Col. of Charleston	52 49	212	H William & Mary	69 68							
212	A William & Mary	62 69	179	A Delaware	52 59							

Non-Div I Games:

Northeastern

■ Loss,
 ■ Non-Conf,
 ■ S Site,
 ■ H Home
 ■ A Away
 N Neutral

Average RPI Win: 292	WON-LOST	WINNING	LAST 10	STRENGTH OF	OPP. STRENGTH	TEAM	ADJ.	CONF.	ADJ CONF.
Average RPI Loss: 149	RECORD	PCT. RANK	GAMES	SCHEDULE	OF SCHEDULE	RPI	RPI	RPI	RPI
DIV. I ONLY	4- 19	318	1- 9	76	318	277	277	20	20
DIV. I NON-CONF.	2- 7	280	0- 0	108	203	222	222	22	22
TOTALS	RPI 1-25	RPI 26-50	W-L RECORDS	RPI 51-100	RPI 101-150	RPI 150+			
4- 19	0- 0	0- 1	OVERALL	0- 3	0- 5	4- 10			
3- 6	0- 0	0- 0	HOME	0- 0	0- 2	3- 4			
1- 12	0- 0	0- 1	AWAY	0- 3	0- 2	1- 6			
0- 1	0- 0	0- 0	NEUTRAL	0- 0	0- 1	0- 0			
2- 7	0- 0	0- 1	NON-CONFERENCE	0- 3	0- 2	2- 1			
1- 1	0- 0	0- 0	HOME	0- 0	0- 1	1- 0			
1- 5	0- 0	0- 1	AWAY	0- 3	0- 0	1- 1			
0- 1	0- 0	0- 0	NEUTRAL	0- 0	0- 1	0- 0			
2- 12	0- 0	0- 0	CONFERENCE	0- 0	0- 3	2- 9			
2- 5	0- 0	0- 0	HOME	0- 0	0- 1	2- 4			
0- 7	0- 0	0- 0	AWAY	0- 0	0- 2	0- 5			
0- 0	0- 0	0- 0	NEUTRAL	0- 0	0- 0	0- 0			

RPI S	Opponent	Score	RPI S	Opponent	Score	RPI S	Opponent	Score	RPI S	Opponent	Score	Team's RPI: 277
27	A UTEP	66 77	69	A Nebraska	67 90	123	H Hawaii	52 61	129	A North Dakota	56 63	
			96	A New Mexico St.	53 87	136	A Idaho	59 76	136	H Idaho	51 72	
			100	A Iowa St.	63 79	143	N Long Beach St.	48 69	159	A Montana St.	77 86	
						159	H Montana St.	72 83	164	A Northern Colo.	55 79	
						177	A Colorado	66 90	184	A Eastern Wash.	65 72	
						184	H Eastern Wash.	71 81	199	H Weber St.	56 76	
						214	A Montana	58 81	214	H Montana	57 61	
						225	A Idaho St.	61 71	225	H Idaho St.	63 62	
						281	H Lamar	75 63	328	H Southern Utah	57 48	
						332	A UC Irvine	71 55				
LAST 12 Division I GAMES:												
225	A Idaho St.	61 71	199	H Weber St.	56 76							
214	H Montana	57 61	164	A Northern Colo.	55 79							
159	H Montana St.	72 83	129	A North Dakota	56 63							
136	A Idaho	59 76	184	H Eastern Wash.	71 81							
184	A Eastern Wash.	65 72	136	H Idaho	51 72							
225	H Idaho St.	63 62	328	H Southern Utah	57 48							

Non-Div I Games: N.M. Highlands 91 43 Dixie St. 68 66

Northern Ariz.

■ Loss,
 ■ Non-Conf,
 ■ S Site,
 ■ Home
 ■ A Away
 N Neutral

Average RPI Win:	226	WON-LOST	WINNING	LAST 10	STRENGTH OF	OPP. STRENGTH	TEAM	ADJ.	CONF.	ADJ CONF.
Average RPI Loss:	148	RECORD	PCT. RANK	GAMES	SCHEDULE	OF SCHEDULE	RPI	RPI	RPI	RPI
DIV. I ONLY	10- 12	203	5- 5	96	268	164	164	20	20	
DIV. I NON-CONF.	4- 5	193	0- 0	174	87	170	170	22	22	
TOTALS	RPI 1-25	RPI 26-50	W-L RECORDS	RPI 51-100	RPI 101-150	RPI 150+				
10- 12	0- 0	0- 1	OVERALL	0- 2	2- 2	8- 7				
6- 3	0- 0	0- 1	HOME	0- 1	1- 0	5- 1				
2- 9	0- 0	0- 0	AWAY	0- 1	0- 2	2- 6				
2- 0	0- 0	0- 0	NEUTRAL	0- 0	1- 0	1- 0				
4- 5	0- 0	0- 1	NON-CONFERENCE	0- 2	1- 0	3- 2				
1- 2	0- 0	0- 1	HOME	0- 1	0- 0	1- 0				
1- 3	0- 0	0- 0	AWAY	0- 1	0- 0	1- 2				
2- 0	0- 0	0- 0	NEUTRAL	0- 0	1- 0	1- 0				
6- 7	0- 0	0- 0	CONFERENCE	0- 0	1- 2	5- 5				
5- 1	0- 0	0- 0	HOME	0- 0	1- 0	4- 1				
1- 6	0- 0	0- 0	AWAY	0- 0	0- 2	1- 4				
0- 0	0- 0	0- 0	NEUTRAL	0- 0	0- 0	0- 0				

RPI S	Opponent	Score	RPI S	Opponent	Score	RPI S	Opponent	Score	RPI S	Opponent	Score	Team's RPI: 164
46	H Colorado St.	46 62	53	H St. Mary's (CA)	52 65	127	N Akron	78 65				
			65	A South Dakota St.	62 66	129	A North Dakota	51 54				
						136	A Idaho	56 66				
						136	H Idaho	70 68				
						159	A Montana St.	58 66				
						177	A Colorado	41 63				
						184	A Eastern Wash.	55 59				
						184	H Eastern Wash.	57 66				
						199	A Weber St.	79 82				
						199	H Weber St.	65 63				
						201	H Utah St.	74 60				
						214	A Montana	46 58				
						224	A Grand Canyon	59 69				
						225	A Idaho St.	61 59				
						225	H Idaho St.	48 47				
						242	N Valparaiso	77 63				
						277	H Northern Ariz.	79 55				
						301	A Denver	60 51				
						328	H Southern Utah	64 44				
LAST 12 Division I GAMES:												
184	H Eastern Wash.	57 66	328	H Southern Utah	64 44							
136	H Idaho	70 68	159	A Montana St.	58 66							
225	A Idaho St.	61 59	214	A Montana	46 58							
199	A Weber St.	79 82	199	H Weber St.	65 63							
129	A North Dakota	51 54	225	H Idaho St.	48 47							
277	H Northern Ariz.	79 55	136	A Idaho	56 66							

Non-Div I Games: Western St. 101 48

Northern Colo.

■ Loss,
 ■ Non-Conf,
 ■ S Site,
 ■ H Home
 ■ A Away
 N Neutral

Average RPI Win: 252	WON-LOST	WINNING	LAST 10	STRENGTH OF	OPP. STRENGTH	TEAM	ADJ.	CONF.	ADJ CONF.
Average RPI Loss: 146	RECORD	PCT. RANK	GAMES	SCHEDULE	OF SCHEDULE	RPI	RPI	RPI	RPI
DIV. I ONLY	9- 14	238	2- 3	274	170	259	259	11	11
DIV. I NON-CONF.	6- 4	125	1- 0	348	262	258	258	13	13
TOTALS	RPI 1-25	RPI 26-50	W-L RECORDS	RPI 51-100	RPI 101-150	RPI 150+			
9- 14	0- 0	0- 2	OVERALL	0- 4	3- 1	6- 7			
5- 5	0- 0	0- 1	HOME	0- 3	2- 0	3- 1			
2- 8	0- 0	0- 1	AWAY	0- 1	1- 1	1- 5			
2- 1	0- 0	0- 0	NEUTRAL	0- 0	0- 0	2- 1			
6- 4	0- 0	0- 0	NON-CONFERENCE	0- 0	1- 0	5- 4			
3- 0	0- 0	0- 0	HOME	0- 0	1- 0	2- 0			
1- 3	0- 0	0- 0	AWAY	0- 0	0- 0	1- 3			
2- 1	0- 0	0- 0	NEUTRAL	0- 0	0- 0	2- 1			
3- 10	0- 0	0- 2	CONFERENCE	0- 4	2- 1	1- 3			
2- 5	0- 0	0- 1	HOME	0- 3	1- 0	1- 1			
1- 5	0- 0	0- 1	AWAY	0- 1	1- 1	0- 2			
0- 0	0- 0	0- 0	NEUTRAL	0- 0	0- 0	0- 0			

RPI S	Opponent	Score	RPI S	Opponent	Score	RPI S	Opponent	Score	RPI S	Opponent	Score	Team's RPI: 259
31	A Ohio	70 95	31	H Ohio	47 72	68	A Central Mich.	63 95	109	H Drake	87 73	
						68	H Central Mich.	67 73	112	A Toledo	59 66	
						77	H Ball St.	57 73	127	A Akron	65 58	
						95	H Eastern Mich.	80 87	140	H Buffalo	76 74	
									163	A SIUE	67 93	
									173	A Wisconsin	62 89	
									181	A Milwaukee	58 73	
									211	N Kansas	58 66	
									258	A Miami (OH)	60 66	
									258	H Miami (OH)	92 73	
									260	H Bowling Green	43 58	
									304	H Bradley	68 64	
									313	N Illinois St.	68 59	
									315	A Kent St.	85 95	
									336	A Chicago St.	68 50	
									339	H Eastern Ill.	79 63	
									340	N Cal St. Fullerton	72 49	
LAST 12 Division I GAMES:												
340	N	Cal St. Fullerton	72	49	315	A	Kent St.	85	95			
77	H	Ball St.	57	73	31	H	Ohio	47	72			
68	H	Central Mich.	67	73	260	H	Bowling Green	43	58			
258	H	Miami (OH)	92	73	112	A	Toledo	59	66			
31	A	Ohio	70	95	68	A	Central Mich.	63	95			
140	H	Buffalo	76	74	95	H	Eastern Mich.	80	87			

Non-Div I Games: Wis. Lutheran 69 42

Northern Ill.

■ Loss,
 ■ Non-Conf,
 ■ S Site,
 ■ H Home
 ■ A Away
 N Neutral

Average RPI Win:	216	WON-LOST	WINNING	LAST 10	STRENGTH OF	OPP. STRENGTH	TEAM	ADJ.	CONF.	ADJ CONF.
Average RPI Loss:	128	RECORD	PCT. RANK	GAMES	SCHEDULE	OF SCHEDULE	RPI	RPI	RPI	RPI
DIV. I ONLY	13- 9	117	6- 4	186	141	146	146	14	14	
DIV. I NON-CONF.	6- 3	99	0- 0	272	106	165	165	16	16	
TOTALS	RPI 1-25	RPI 26-50	W-L RECORDS	RPI 51-100	RPI 101-150	RPI 150+				
13- 9	0- 2	0- 0	OVERALL	1- 2	1- 1	11- 4				
6- 6	0- 2	0- 0	HOME	1- 1	0- 1	5- 2				
7- 3	0- 0	0- 0	AWAY	0- 1	1- 0	6- 2				
0- 0	0- 0	0- 0	NEUTRAL	0- 0	0- 0	0- 0				
6- 3	0- 1	0- 0	NON-CONFERENCE	1- 0	0- 1	5- 1				
4- 2	0- 1	0- 0	HOME	1- 0	0- 1	3- 0				
2- 1	0- 0	0- 0	AWAY	0- 0	0- 0	2- 1				
0- 0	0- 0	0- 0	NEUTRAL	0- 0	0- 0	0- 0				
7- 6	0- 1	0- 0	CONFERENCE	0- 2	1- 0	6- 3				
2- 4	0- 1	0- 0	HOME	0- 1	0- 0	2- 2				
5- 2	0- 0	0- 0	AWAY	0- 1	1- 0	4- 1				
0- 0	0- 0	0- 0	NEUTRAL	0- 0	0- 0	0- 0				

RPI 1-25				RPI 26-50				RPI 51-100				RPI 101+ Team's RPI: 146			
RPI	S	Opponent	Score	RPI	S	Opponent	Score	RPI	S	Opponent	Score	RPI	S	Opponent	Score
14	H	Kentucky	65 84					87	H	Marquette	83 78	106	A	Youngstown St.	88 77
23	H	Green Bay	73 81					90	A	Wright St.	61 66	127	H	Akron	75 77
								90	H	Wright St.	65 76	176	A	Detroit	65 66
												176	H	Detroit	81 60
												181	H	Milwaukee	60 86
												196	A	Robert Morris	72 70
												203	A	Oakland	75 71
												209	A	Cincinnati	68 71
												213	A	Ill.-Chicago	72 61
												213	H	Ill.-Chicago	55 53
												230	H	Indiana St.	73 67
												242	A	Valparaiso	68 50
												242	H	Valparaiso	60 61
												258	A	Miami (OH)	71 57
												276	H	Tennessee Tech	88 62
												292	A	Cleveland St.	83 51
												317	H	IPFW	77 64
LAST 12 Division I GAMES:															
176	H	Detroit	81 60	181	H	Milwaukee	60 86								
90	H	Wright St.	65 76	23	H	Green Bay	73 81								
242	A	Valparaiso	68 50	176	A	Detroit	65 66								
213	A	Ill.-Chicago	72 61	203	A	Oakland	75 71								
106	A	Youngstown St.	88 77	90	A	Wright St.	61 66								
292	A	Cleveland St.	83 51	213	H	Ill.-Chicago	55 53								

Non-Div I Games: Ind.-Kokomo 104 33 West Virginia St. 92 47

Northern Ky.

Loss, Non-Conf, S Site, H Home A Away N Neutral

Northwestern

Through Games Of Feb. 19, 2016

Average RPI Win:	177	WON-LOST	WINNING	LAST 10	STRENGTH OF	OPP. STRENGTH	TEAM	ADJ.	CONF.	ADJ CONF.
Average RPI Loss:	54	RECORD	PCT. RANK	GAMES	SCHEDULE	OF SCHEDULE	RPI	RPI	RPI	RPI
DIV. I ONLY	14- 13	169	1- 9	54	67	107	107	4	4	
DIV. I NON-CONF.	11- 1	16	0- 0	207	278	64	64	4	4	
TOTALS	RPI 1-25	RPI 26-50	W-L RECORDS	RPI 51-100	RPI 101-150	RPI 150+				
14- 13	1- 4	0- 2	OVERALL	1- 5	3- 2	9- 0				
8- 7	1- 2	0- 1	HOME	1- 3	1- 1	5- 0				
3- 6	0- 0	0- 0	AWAY	0- 0	1- 1	2- 0				
3- 0	0- 0	0- 0	NEUTRAL	0- 0	1- 0	2- 0				
11- 1	0- 1	0- 0	NON-CONFERENCE	0- 0	3- 0	8- 0				
6- 1	0- 1	0- 0	HOME	0- 0	1- 0	5- 0				
2- 0	0- 0	0- 0	AWAY	0- 0	1- 0	1- 0				
3- 0	0- 0	0- 0	NEUTRAL	0- 0	1- 0	2- 0				
3- 12	1- 3	0- 2	CONFERENCE	1- 5	0- 2	1- 0				
2- 6	1- 1	0- 1	HOME	1- 3	0- 1	0- 0				
1- 6	0- 2	0- 1	AWAY	0- 2	0- 1	1- 0				
0- 0	0- 0	0- 0	NEUTRAL	0- 0	0- 0	0- 0				

RPI	S	Opponent	Score	RPI	S	Opponent	Score	RPI	S	Opponent	Score	RPI	S	Opponent	Score	Team's RPI: 107
5	A	Ohio St.	73 76	26	A	Michigan St.	51 74	51	A	Rutgers	59 61	117	A	North Carolina	85 72	
5	H	Ohio St.	86 82	44	H	Indiana	84 91	55	H	Iowa	64 79	118	H	Western Mich.	86 62	
12	A	Maryland	62 80					63	H	Purdue	71 85	125	A	Penn St.	72 79	
12	H	Maryland	70 79					69	H	Nebraska	85 62	125	H	Penn St.	54 73	
22	H	DePaul	64 77					79	A	Minnesota	92 95	135	N	Creighton	75 52	
								79	H	Minnesota	106 112	154	A	Illinois	69 59	
												168	A	Loyola Chicago	81 72	
												172	N	East Carolina	78 75	
												181	H	Milwaukee	69 44	
												184	N	Eastern Wash.	74 70	
												225	H	Idaho St.	72 36	
												299	H	UMKC	80 38	
												322	H	Alcorn	91 47	
												327	H	Howard	89 49	
LAST 12 Division I GAMES:																
125	H	Penn St.	54 73	5	A	Ohio St.	73 76									
12	H	Maryland	70 79	44	H	Indiana	84 91									
51	A	Rutgers	59 61	79	A	Minnesota	92 95									
79	H	Minnesota	106 112	12	A	Maryland	62 80									
154	A	Illinois	69 59	5	H	Ohio St.	86 82									
55	H	Iowa	64 79	26	A	Michigan St.	51 74									

Non-Div I Games:

Northwestern

■ Loss,
 ■ Non-Conf, S Site,
 ■ Home
 ■ Away
 N Neutral

Average RPI Win:	255	WON-LOST	WINNING	LAST 10	STRENGTH OF	OPP. STRENGTH	TEAM	ADJ.	CONF.	ADJ CONF.
Average RPI Loss:	128	RECORD	PCT. RANK	GAMES	SCHEDULE	OF SCHEDULE	RPI	RPI	RPI	RPI
DIV. I ONLY	11- 10	156	6- 4	80	310	128	128	26	26	
DIV. I NON-CONF.	2- 5	253	0- 0	4	268	123	123	26	26	
TOTALS	RPI 1-25	RPI 26-50	W-L RECORDS	RPI 51-100	RPI 101-150	RPI 150+				
11- 10	0- 2	0- 0	OVERALL	0- 2	1- 2	10- 4				
8- 1	0- 0	0- 0	HOME	0- 0	0- 1	8- 0				
3- 8	0- 1	0- 0	AWAY	0- 0	1- 0	2- 0				
0- 1	0- 0	0- 0	NEUTRAL	0- 0	0- 1	0- 0				
2- 5	0- 2	0- 0	NON-CONFERENCE	0- 1	0- 1	2- 1				
2- 0	0- 0	0- 0	HOME	0- 0	0- 0	2- 0				
0- 4	0- 2	0- 0	AWAY	0- 1	0- 0	0- 1				
0- 1	0- 0	0- 0	NEUTRAL	0- 0	0- 1	0- 0				
9- 5	0- 0	0- 0	CONFERENCE	0- 1	1- 1	8- 3				
6- 1	0- 0	0- 0	HOME	0- 0	0- 1	6- 0				
3- 4	0- 0	0- 0	AWAY	0- 1	1- 0	2- 3				
0- 0	0- 0	0- 0	NEUTRAL	0- 0	0- 0	0- 0				

RPI 1-25				RPI 26-50				RPI 51-100				RPI 101+ Team's RPI: 128			
RPI	S	Opponent	Score	RPI	S	Opponent	Score	RPI	S	Opponent	Score	RPI	S	Opponent	Score
4	A	Baylor	44 86					62	A	Abilene Christian	46 67	110	A	Central Ark.	60 56
6	A	Texas	33 86					96	A	New Mexico St.	54 65	110	H	Central Ark.	49 74
												143	N	Long Beach St.	59 60
												153	A	SMU	36 74
												165	A	McNeese St.	74 78
												165	H	McNeese St.	85 64
												192	H	Grambling	71 62
												226	A	Stephen F. Austin	52 68
												236	H	Sam Houston St.	69 49
												246	H	Houston Baptist	55 44
												281	A	Lamar	73 51
												303	H	Jackson St.	59 54
												311	H	A&M-Corpus Christi	60 43
												314	H	Southeastern La.	82 62
												319	A	Nicholls St.	61 70
												319	H	Nicholls St.	66 62
												324	A	Incarnate Word	53 48
LAST 12 Division I GAMES:															
319	H	Nicholls St.	66 62	165	A	McNeese St.	74 78								
165	H	McNeese St.	85 64	319	A	Nicholls St.	61 70								
110	A	Central Ark.	60 56	281	A	Lamar	73 51								
226	A	Stephen F. Austin	52 68	311	H	A&M-Corpus Christi	60 43								
314	H	Southeastern La.	82 62	324	A	Incarnate Word	53 48								
110	H	Central Ark.	49 74	62	A	Abilene Christian	46 67								

Non-Div I Games: LeTourneau 73 44 Xavier (LA) 73 57 LSU-Alexandria 94 65 Central Baptist 86 56

Northwestern St.

Loss, Non-Conf, S Site, H Home A Away N Neutral

Notre Dame

Through Games Of Feb. 19, 2016

Average RPI Win: 83		WON-LOST	WINNING	LAST 10	STRENGTH OF	OPP. STRENGTH	TEAM	ADJ.	CONF.	ADJ CONF.
Average RPI Loss: 3		RECORD	PCT. RANK	GAMES	SCHEDULE	OF SCHEDULE	RPI	RPI	RPI	RPI
DIV. I ONLY		25- 1	3	7- 0	2	9	1	1	5	5
DIV. I NON-CONF.		12- 1	9	1- 0	7	2	2	2	5	5
TOTALS		RPI 1-25	RPI 26-50		W-L RECORDS		RPI 51-100	RPI 101-150	RPI 150+	
25- 1	7- 1	3- 0		OVERALL		6- 0	7- 0	2- 0		
12- 0	5- 0	2- 0		HOME		2- 0	3- 0	0- 0		
11- 1	1- 1	1- 0		AWAY		4- 0	4- 0	1- 0		
2- 0	1- 0	0- 0		NEUTRAL		0- 0	0- 0	1- 0		
12- 1	5- 1	0- 0		NON-CONFERENCE		3- 0	2- 0	2- 0		
6- 0	4- 0	0- 0		HOME		1- 0	1- 0	0- 0		
4- 1	0- 1	0- 0		AWAY		2- 0	1- 0	1- 0		
2- 0	1- 0	0- 0		NEUTRAL		0- 0	0- 0	1- 0		
13- 0	2- 0	3- 0		CONFERENCE		3- 0	5- 0	0- 0		
6- 0	1- 0	2- 0		HOME		1- 0	2- 0	0- 0		
7- 0	1- 0	1- 0		AWAY		2- 0	3- 0	0- 0		
0- 0	0- 0	0- 0		NEUTRAL		0- 0	0- 0	0- 0		

RPI	S	Opponent	Score	RPI	S	Opponent	Score	RPI	S	Opponent	Score	RPI	S	Opponent	Score
3	A	UConn	81 91	28	H	Miami (FL)	90 69	65	A	South Dakota St.	75 64	104	A	Saint Joseph's	91 55
5	H	Ohio St.	75 72	45	A	Duke	68 61	85	A	Georgia Tech	54 42	112	H	Toledo	74 39
7	N	UCLA	92 84	47	H	North Carolina St.	82 46	85	H	Georgia Tech	85 76	114	A	Wake Forest	86 52
8	H	Oregon St.	62 61					86	H	Bucknell	85 54	116	A	Boston College	63 50
16	H	Syracuse	90 62					91	A	Virginia	74 46	117	H	North Carolina	88 54
18	A	Louisville	66 61					92	A	TCU	88 72	120	A	Pittsburgh	65 55
19	H	Tennessee	79 66									121	H	Virginia Tech	80 41
22	H	DePaul	95 90									242	A	Valparaiso	110 54
												301	N	Denver	94 52
LAST 12 Division I GAMES:															
7	N	UCLA	92 84	85	A	Georgia Tech	54 42								
114	A	Wake Forest	86 52	121	H	Virginia Tech	80 41								
28	H	Miami (FL)	90 69	16	H	Syracuse	90 62								
18	A	Louisville	66 61	19	H	Tennessee	79 66								
47	H	North Carolina St.	82 46	116	A	Boston College	63 50								
45	A	Duke	68 61	117	H	North Carolina	88 54								

Non-Div I Games:

Notre Dame

Loss, Non-Conf, S Site, H Home A Away N Neutral

Oakland

Through Games Of Feb. 19, 2016

Average RPI Win:	249	WON-LOST	WINNING	LAST 10	STRENGTH OF	OPP. STRENGTH	TEAM	ADJ.	CONF.	ADJ CONF.
Average RPI Loss:	146	RECORD	PCT. RANK	GAMES	SCHEDULE	OF SCHEDULE	RPI	RPI	RPI	RPI
DIV. I ONLY	12- 11	161	4- 6	283	189	203	203	14	14	
DIV. I NON-CONF.	6- 3	99	0- 0	339	294	227	227	16	16	
TOTALS	RPI 1-25	RPI 26-50	W-L RECORDS	RPI 51-100	RPI 101-150	RPI 150+				
12- 11	1- 0	0- 1	OVERALL	0- 3	0- 3	11- 4				
5- 5	0- 0	0- 1	HOME	0- 2	0- 2	5- 0				
7- 6	1- 0	0- 0	AWAY	0- 1	0- 1	6- 4				
0- 0	0- 0	0- 0	NEUTRAL	0- 0	0- 0	0- 0				
6- 3	0- 0	0- 1	NON-CONFERENCE	0- 1	0- 0	6- 1				
2- 2	0- 0	0- 1	HOME	0- 1	0- 0	2- 0				
4- 1	0- 0	0- 0	AWAY	0- 0	0- 0	4- 1				
0- 0	0- 0	0- 0	NEUTRAL	0- 0	0- 0	0- 0				
6- 8	1- 0	0- 0	CONFERENCE	0- 2	0- 3	5- 3				
3- 3	0- 0	0- 0	HOME	0- 1	0- 2	3- 0				
3- 5	1- 0	0- 0	AWAY	0- 1	0- 1	2- 3				
0- 0	0- 0	0- 0	NEUTRAL	0- 0	0- 0	0- 0				

RPI 1-25	RPI 26-50	RPI 51-100	RPI 101+	Team's RPI: 203
RPI S Opponent Score	RPI S Opponent Score	RPI S Opponent Score	RPI S Opponent Score	
23 A Green Bay 58 56	26 H Michigan St. 62 82	68 H Central Mich. 87 110	106 A Youngstown St. 63 67	
		90 A Wright St. 63 79	106 H Youngstown St. 77 96	
		90 H Wright St. 72 77	146 H Northern Ky. 71 75	
			176 A Detroit 79 73	
			181 A Milwaukee 64 77	
			213 A Ill.-Chicago 78 76	
			213 H Ill.-Chicago 78 73	
			231 H Dartmouth 78 60	
			242 A Valparaiso 66 81	
			242 H Valparaiso 87 77	
			258 A Miami (OH) 54 65	
			290 A Vermont 74 68	
			292 A Cleveland St. 75 88	
			292 H Cleveland St. 79 69	
			307 A Niagara 77 67	
			317 H IPFW 81 74	
			336 A Chicago St. 74 51	
			346 A Norfolk St. 83 73	
LAST 12 Division I GAMES:				
90 A Wright St. 63 79	23 A Green Bay 58 56			
213 H Ill.-Chicago 78 73	176 A Detroit 79 73			
242 H Valparaiso 87 77	90 H Wright St. 72 77			
292 A Cleveland St. 75 88	146 H Northern Ky. 71 75			
106 A Youngstown St. 63 67	242 A Valparaiso 66 81			
181 A Milwaukee 64 77	213 A Ill.-Chicago 78 76			

Non-Div I Games: Rochester College 83 49 Mich.-Dearborn 123 38

Oakland

Loss, Non-Conf, S Site, H Home A Away N Neutral

Average RPI Win:	176	WON-LOST	WINNING	LAST 10	STRENGTH OF	OPP. STRENGTH	TEAM	ADJ.	CONF.	ADJ CONF.
Average RPI Loss:	98	RECORD	PCT. RANK	GAMES	SCHEDULE	OF SCHEDULE	RPI	RPI	RPI	RPI
DIV. I ONLY	20- 4	24	9- 1	121	117	31	31	11	11	
DIV. I NON-CONF.	8- 3	77	0- 0	185	67	62	62	13	13	
TOTALS	RPI 1-25	RPI 26-50	W-L RECORDS	RPI 51-100	RPI 101-150	RPI 150+				
20- 4	0- 1	1- 0	OVERALL	6- 1	3- 1	10- 1				
9- 0	0- 0	0- 0	HOME	3- 0	2- 0	4- 0				
7- 4	0- 0	0- 0	AWAY	2- 1	1- 0	4- 0				
4- 0	0- 0	1- 0	NEUTRAL	1- 0	0- 0	2- 0				
8- 3	0- 1	1- 0	NON-CONFERENCE	2- 1	0- 0	5- 1				
3- 0	0- 0	0- 0	HOME	1- 0	0- 0	2- 0				
1- 3	0- 1	0- 0	AWAY	0- 1	0- 0	1- 1				
4- 0	0- 0	1- 0	NEUTRAL	1- 0	0- 0	2- 0				
12- 1	0- 0	0- 0	CONFERENCE	4- 0	3- 1	5- 0				
6- 0	0- 0	0- 0	HOME	2- 0	2- 0	2- 0				
6- 1	0- 0	0- 0	AWAY	2- 0	1- 1	3- 0				
0- 0	0- 0	0- 0	NEUTRAL	0- 0	0- 0	0- 0				

RPI 1-25				RPI 26-50				Team's RPI: 31				RPI 51-100				RPI 101+			
RPI	S	Opponent	Score	RPI	S	Opponent	Score	RPI	S	Opponent	Score	RPI	S	Opponent	Score	RPI	S	Opponent	Score
21	A	Duquesne	47 64	44	N	Indiana	63 56	61	N	FGCU	69 57	112	A	Toledo	77 57	118	H	Western Mich.	73 63
								68	H	Central Mich.	86 84	127	H	Akron	75 55	140	A	Buffalo	43 51
								74	H	Middle Tenn.	72 49	154	A	Illinois	53 62	172	N	East Carolina	64 61
								75	A	Vanderbilt	59 62	253	A	UNCW	75 59	258	H	Miami (OH)	72 44
								77	A	Ball St.	68 67	259	A	Northern Ill.	72 47	259	H	Northern Ill.	95 70
								77	H	Ball St.	73 48	260	A	Bowling Green	72 57	264	H	Saint Francis (PA)	91 65
								95	A	Eastern Mich.	71 64	312	N	Winthrop	75 54	315	A	Kent St.	93 54
												317	H	IPFW	79 52				
LAST 12 Division I GAMES:																			
258	H	Miami (OH)	72 44	259	A	Northern Ill.	72 47												
112	A	Toledo	77 57	315	A	Kent St.	93 54												
259	H	Northern Ill.	95 70	68	H	Central Mich.	86 84												
140	A	Buffalo	43 51	95	A	Eastern Mich.	71 64												
77	A	Ball St.	68 67	260	A	Bowling Green	72 57												
127	H	Akron	75 55	77	H	Ball St.	73 48												

Non-Div I Games:

Ohio

Average RPI Win: 98		WON-LOST	WINNING	LAST 10	STRENGTH OF	OPP. STRENGTH	TEAM	ADJ.	CONF.	ADJ CONF.
Average RPI Loss: 28		RECORD	PCT. RANK	GAMES	SCHEDULE	OF SCHEDULE	RPI	RPI	RPI	RPI
DIV. I ONLY		22- 4	19	10- 0	3	13	5	5	4	4
DIV. I NON-CONF.		8- 3	77	0- 0	5	17	9	9	4	4
TOTALS		RPI 1-25	RPI 26-50		W-L RECORDS		RPI 51-100	RPI 101-150	RPI 150+	
22- 4	3- 3	3- 0		OVERALL		8- 0	3- 1	5- 0		
13- 1	1- 1	3- 0		HOME		4- 0	2- 0	3- 0		
7- 3	1- 2	0- 0		AWAY		3- 0	1- 1	2- 0		
2- 0	1- 0	0- 0		NEUTRAL		1- 0	0- 0	0- 0		
8- 3	1- 3	1- 0		NON-CONFERENCE		2- 0	1- 0	3- 0		
5- 1	0- 1	1- 0		HOME		1- 0	1- 0	2- 0		
1- 2	0- 2	0- 0		AWAY		0- 0	0- 0	1- 0		
2- 0	1- 0	0- 0		NEUTRAL		1- 0	0- 0	0- 0		
14- 1	2- 0	2- 0		CONFERENCE		6- 0	2- 1	2- 0		
8- 0	1- 0	2- 0		HOME		3- 0	1- 0	1- 0		
6- 1	1- 0	0- 0		AWAY		3- 0	1- 1	1- 0		
0- 0	0- 0	0- 0		NEUTRAL		0- 0	0- 0	0- 0		

RPI	S	Opponent	Score	RPI	S	Opponent	Score	RPI	S	Opponent	Score	RPI	S	Opponent	Score
1	A	Notre Dame	72 75	26	H	Michigan St.	85 80	51	A	Rutgers	67 58	102	H	Belmont	84 56
2	A	South Carolina	80 88	41	H	Princeton	90 70	51	H	Rutgers	90 78	107	A	Northwestern	82 86
3	H	UConn	56 100	44	H	Indiana	97 70	55	A	Iowa	98 81	107	H	Northwestern	76 73
12	A	Maryland	80 71					63	H	Purdue	90 70	125	A	Penn St.	77 63
12	H	Maryland	94 86					66	A	Michigan	97 93	154	A	Illinois	80 70
15	N	Texas A&M	95 80					69	H	Nebraska	96 70	173	H	Wisconsin	87 61
								91	H	Virginia	93 73	209	A	Cincinnati	105 76
								98	N	Liberty	75 65	248	H	N.C. A&T	89 56
												344	H	Wagner	106 47
LAST 12 Division I GAMES:															
69	H	Nebraska	96 70	107	H	Northwestern	76 73								
125	A	Penn St.	77 63	51	A	Rutgers	67 58								
55	A	Iowa	98 81	66	A	Michigan	97 93								
12	H	Maryland	94 86	63	H	Purdue	90 70								
173	H	Wisconsin	87 61	107	A	Northwestern	82 86								
154	A	Illinois	80 70	51	H	Rutgers	90 78								

Non-Div I Games:

Ohio St.

■ Loss,
■ Non-Conf, S Site,
■ Home
■ Away
N Neutral

Average RPI Win:	126	WON-LOST	WINNING	LAST 10	STRENGTH OF	OPP. STRENGTH	TEAM	ADJ.	CONF.	ADJ CONF.
Average RPI Loss:	45	RECORD	PCT. RANK	GAMES	SCHEDULE	OF SCHEDULE	RPI	RPI	RPI	RPI
DIV. I ONLY	17- 8	78	5- 5	22	15	24	24	3	3	
DIV. I NON-CONF.	9- 2	37	0- 0	180	27	63	63	3	3	
TOTALS	RPI 1-25	RPI 26-50	W-L RECORDS	RPI 51-100	RPI 101-150	RPI 150+				
17- 8	2- 5	3- 2	OVERALL	4- 0	3- 0	5- 1				
10- 2	2- 1	2- 0	HOME	1- 0	2- 0	3- 1				
5- 5	0- 3	1- 2	AWAY	2- 0	0- 0	2- 0				
2- 1	0- 1	0- 0	NEUTRAL	1- 0	1- 0	0- 0				
9- 2	1- 1	1- 0	NON-CONFERENCE	1- 0	2- 0	4- 1				
4- 1	1- 0	0- 0	HOME	0- 0	1- 0	2- 1				
3- 0	0- 0	1- 0	AWAY	0- 0	0- 0	2- 0				
2- 1	0- 1	0- 0	NEUTRAL	1- 0	1- 0	0- 0				
8- 6	1- 4	2- 2	CONFERENCE	3- 0	1- 0	1- 0				
6- 1	1- 1	2- 0	HOME	1- 0	1- 0	1- 0				
2- 5	0- 3	0- 2	AWAY	2- 0	0- 0	0- 0				
0- 0	0- 0	0- 0	NEUTRAL	0- 0	0- 0	0- 0				

RPI	S	Opponent	Score	RPI	S	Opponent	Score	RPI	S	Opponent	Score	RPI	S	Opponent	Score
4	A	Baylor	68 78	30	A	Washington	71 68	72	N	Utah	70 55	116	N	Boston College	76 61
6	A	Texas	76 83	37	A	West Virginia	55 63	92	A	TCU	78 65	130	H	Little Rock	65 52
6	H	Texas	74 56	37	H	West Virginia	57 54	92	H	TCU	77 64	138	H	Texas Tech	92 53
11	H	BYU	73 47	49	A	Kansas St.	71 87	100	A	Iowa St.	77 71	189	A	Tulsa	75 62
15	N	Texas A&M	68 74	49	H	Kansas St.	68 58					211	H	Kansas	67 44
17	A	Oklahoma St.	42 73									217	H	North Texas	57 61
17	H	Oklahoma St.	69 71									254	H	UTSA	80 41
												304	A	Bradley	79 46
												312	H	Winthrop	78 48
LAST 12 Division I GAMES:															
37	A	West Virginia	55 63	37	H	West Virginia	57 54								
6	H	Texas	74 56	6	A	Texas	76 83								
49	A	Kansas St.	71 87	138	H	Texas Tech	92 53								
92	H	TCU	77 64	17	A	Oklahoma St.	42 73								
17	H	Oklahoma St.	69 71	49	H	Kansas St.	68 58								
100	A	Iowa St.	77 71	92	A	TCU	78 65								

Non-Div I Games:

Oklahoma

■ Loss,
 ■ Non-Conf, S Site,
 ■ Home
 ■ Away
 N Neutral

Average RPI Win:	140	WON-LOST	WINNING	LAST 10	STRENGTH OF	OPP. STRENGTH	TEAM	ADJ.	CONF.	ADJ CONF.
Average RPI Loss:	35	RECORD	PCT. RANK	GAMES	SCHEDULE	OF SCHEDULE	RPI	RPI	RPI	RPI
DIV. I ONLY	19- 6	44	7- 3	36	37	17	17	3	3	
DIV. I NON-CONF.	10- 1	19	0- 0	206	172	45	45	3	3	
TOTALS	RPI 1-25	RPI 26-50	W-L RECORDS	RPI 51-100	RPI 101-150	RPI 150+				
19- 6	3- 3	1- 2	OVERALL	4- 1	3- 0	8- 0				
14- 1	2- 1	1- 0	HOME	3- 0	2- 0	6- 0				
5- 5	1- 2	0- 2	AWAY	1- 1	1- 0	2- 0				
0- 0	0- 0	0- 0	NEUTRAL	0- 0	0- 0	0- 0				
10- 1	0- 0	0- 1	NON-CONFERENCE	2- 0	1- 0	7- 0				
8- 0	0- 0	0- 0	HOME	1- 0	1- 0	6- 0				
2- 1	0- 0	0- 1	AWAY	1- 0	0- 0	1- 0				
0- 0	0- 0	0- 0	NEUTRAL	0- 0	0- 0	0- 0				
9- 5	3- 3	1- 1	CONFERENCE	2- 1	2- 0	1- 0				
6- 1	2- 1	1- 0	HOME	2- 0	1- 0	0- 0				
3- 4	1- 2	0- 1	AWAY	0- 1	1- 0	1- 0				
0- 0	0- 0	0- 0	NEUTRAL	0- 0	0- 0	0- 0				

RPI S	Opponent	Score	RPI S	Opponent	Score	RPI S	Opponent	Score	RPI S	Opponent	Score
4	A Baylor	41 66	37	H West Virginia	63 51	73	H Washington St.	70 60	117	H North Carolina	77 67
4	H Baylor	52 45	42	A South Fla.	46 68	89	A Missouri St.	74 55	138	A Texas Tech	69 46
6	A Texas	55 70	49	A Kansas St.	44 47	92	H TCU	80 52	138	H Texas Tech	70 57
6	H Texas	48 78				100	A Iowa St.	42 49	155	H Oral Roberts	59 55
24	A Oklahoma	71 69				100	H Iowa St.	79 76	163	H SIUE	86 61
24	H Oklahoma	73 42							197	H UTRGV	78 54
									211	A Kansas	74 46
									245	H Texas Southern	87 52
									272	A UCF	74 55
									281	H Lamar	90 45
									298	H Savannah St.	76 48
LAST 12 Division I GAMES:											
4	A Baylor	41 66	211	A Kansas	74 46						
37	H West Virginia	63 51	100	H Iowa St.	79 76						
6	A Texas	55 70	24	H Oklahoma	73 42						
138	H Texas Tech	70 57	49	A Kansas St.	44 47						
24	A Oklahoma	71 69	6	H Texas	48 78						
92	H TCU	80 52	138	A Texas Tech	69 46						

Non-Div I Games:

Oklahoma St.

Average RPI Win: 210		WON-LOST	WINNING	LAST 10	STRENGTH OF	OPP. STRENGTH	TEAM	ADJ.	CONF.	ADJ CONF.
Average RPI Loss: 119		RECORD	PCT. RANK	GAMES	SCHEDULE	OF SCHEDULE	RPI	RPI	RPI	RPI
DIV. I ONLY		11- 14	208	5- 5	99	158	157	157	12	12
DIV. I NON-CONF.		4- 8	234	0- 0	153	245	219	219	10	10
TOTALS	RPI 1-25		RPI 26-50		W-L RECORDS	RPI 51-100	RPI 101-150		RPI 150+	
11- 14	0- 1		0- 3		OVERALL	3- 2	0- 4		8- 4	
6- 4	0- 0		0- 2		HOME	1- 0	0- 1		5- 1	
5- 7	0- 0		0- 1		AWAY	2- 1	0- 2		3- 3	
0- 3	0- 1		0- 0		NEUTRAL	0- 1	0- 1		0- 0	
4- 8	0- 1		0- 1		NON-CONFERENCE	0- 2	0- 2		4- 2	
2- 2	0- 0		0- 1		HOME	0- 0	0- 1		2- 0	
2- 3	0- 0		0- 0		AWAY	0- 1	0- 0		2- 2	
0- 3	0- 1		0- 0		NEUTRAL	0- 1	0- 1		0- 0	
7- 6	0- 0		0- 2		CONFERENCE	3- 0	0- 2		4- 2	
4- 2	0- 0		0- 1		HOME	1- 0	0- 0		3- 1	
3- 4	0- 0		0- 1		AWAY	2- 0	0- 2		1- 1	
0- 0	0- 0		0- 0		NEUTRAL	0- 0	0- 0		0- 0	

RPI 1-25				RPI 26-50				RPI 51-100				RPI 101+				Team's RPI: 157	
RPI	S	Opponent	Score	RPI	S	Opponent	Score	RPI	S	Opponent	Score	RPI	S	Opponent	Score		
12	N	Maryland	49 95	28	H	Miami (FL)	35 61	65	N	South Dakota St.	39 71	120	N	Pittsburgh	58 67		
				50	A	Western Ky.	51 68	74	A	Middle Tenn.	61 58	141	A	UAB	55 58		
				50	H	Western Ky.	74 85	83	A	Charlotte	71 59	142	A	Marshall	62 80		
								83	H	Charlotte	94 85	144	H	ETSU	52 56		
								97	A	VCU	54 74	152	H	Southern Miss.	53 45		
												175	H	Louisiana Tech	51 69		
												191	H	Fla. Atlantic	85 45		
												207	A	Richmond	57 62		
												212	A	William & Mary	64 75		
												217	A	North Texas	65 48		
												229	A	Rice	46 68		
												250	H	Loyola Maryland	64 41		
												294	H	FIU	84 49		
												295	A	UMES	69 52		
												327	A	Howard	83 64		
												344	H	Wagner	71 57		
LAST 12 Division I GAMES:																	
				50	H	Western Ky.	74 85	142	A	Marshall	62 80						
				229	A	Rice	46 68	50	A	Western Ky.	51 68						
				217	A	North Texas	65 48	74	A	Middle Tenn.	61 58						
				83	H	Charlotte	94 85	141	A	UAB	55 58						
				294	H	FIU	84 49	152	H	Southern Miss.	53 45						
				191	H	Fla. Atlantic	85 45	175	H	Louisiana Tech	51 69						

Non-Div I Games:

Old Dominion

Loss, Non-Conf, S Site, H Home A Away N Neutral

Average RPI Win:	215	WON-LOST	WINNING	LAST 10	STRENGTH OF	OPP. STRENGTH	TEAM	ADJ.	CONF.	ADJ CONF.
Average RPI Loss:	65	RECORD	PCT. RANK	GAMES	SCHEDULE	OF SCHEDULE	RPI	RPI	RPI	RPI
DIV. I ONLY	10- 16	242	1- 9	58	81	161	161	2	2	
DIV. I NON-CONF.	8- 5	120	0- 0	240	326	197	197	2	2	
TOTALS	RPI 1-25	RPI 26-50	W-L RECORDS	RPI 51-100	RPI 101-150	RPI 150+				
10- 16	1- 6	1- 2	OVERALL	1- 4	1- 2	6- 2				
8- 7	1- 2	1- 1	HOME	1- 3	0- 1	5- 0				
2- 9	0- 4	0- 1	AWAY	0- 1	1- 1	1- 2				
0- 0	0- 0	0- 0	NEUTRAL	0- 0	0- 0	0- 0				
8- 5	0- 0	1- 0	NON-CONFERENCE	0- 3	1- 1	6- 1				
6- 3	0- 0	1- 0	HOME	0- 2	0- 1	5- 0				
2- 2	0- 0	0- 0	AWAY	0- 1	1- 0	1- 1				
0- 0	0- 0	0- 0	NEUTRAL	0- 0	0- 0	0- 0				
2- 11	1- 6	0- 2	CONFERENCE	1- 1	0- 1	0- 1				
2- 4	1- 2	0- 1	HOME	1- 1	0- 0	0- 0				
0- 7	0- 4	0- 1	AWAY	0- 0	0- 1	0- 1				
0- 0	0- 0	0- 0	NEUTRAL	0- 0	0- 0	0- 0				

RPI	S	Opponent	Score	RPI	S	Opponent	Score	RPI	S	Opponent	Score	RPI	S	Opponent	Score	Team's RPI: 161
2	A	South Carolina	62 81	33	A	Mississippi St.	51 79	52	H	Auburn	60 65	132	A	LSU	57 76	
14	H	Kentucky	73 65	35	H	Missouri	46 60	74	A	Middle Tenn.	75 84	134	H	La.-Lafayette	78 82	
15	A	Texas A&M	58 81	50	H	Western Ky.	59 53	75	H	Vanderbilt	55 52	139	A	Stony Brook	72 57	
15	H	Texas A&M	48 62					81	H	Tulane	59 61	152	A	Southern Miss.	38 57	
19	A	Tennessee	51 57					89	H	Missouri St.	78 91	156	A	Alabama	37 48	
20	H	Florida	65 85									165	H	McNeese St.	96 56	
25	A	Georgia	56 70									333	H	New Orleans	97 59	
												338	H	Ark.-Pine Bluff	80 45	
												344	A	Wagner	86 49	
												345	H	Alabama A&M	103 42	
												348	H	Mississippi Val.	97 61	
LAST 12 Division I GAMES:																
19	A	Tennessee	51 57	2	A	South Carolina	62 81									
15	H	Texas A&M	48 62	14	H	Kentucky	73 65									
52	H	Auburn	60 65	33	A	Mississippi St.	51 79									
25	A	Georgia	56 70	15	A	Texas A&M	58 81									
156	A	Alabama	37 48	20	H	Florida	65 85									
35	H	Missouri	46 60	132	A	LSU	57 76									

Non-Div I Games:

Ole Miss

■ Loss,
 ■ Non-Conf,
 ■ S Site,
 ■ H Home
 ■ A Away
 N Neutral

Average RPI Win: 277	WON-LOST	WINNING	LAST 10	STRENGTH OF	OPP. STRENGTH	TEAM	ADJ.	CONF.	ADJ CONF.
Average RPI Loss: 153	RECORD	PCT. RANK	GAMES	SCHEDULE	OF SCHEDULE	RPI	RPI	RPI	RPI
DIV. I ONLY	11- 13	196	4- 6	281	254	257	257	18	18
DIV. I NON-CONF.	5- 5	160	0- 0	332	282	279	279	19	19
TOTALS	RPI 1-25	RPI 26-50	W-L RECORDS	RPI 51-100	RPI 101-150	RPI 150+			
11- 13	0- 0	0- 0	OVERALL	0- 4	1- 3	10- 6			
8- 5	0- 0	0- 0	HOME	0- 2	1- 1	7- 2			
2- 7	0- 0	0- 0	AWAY	0- 2	0- 2	2- 3			
1- 1	0- 0	0- 0	NEUTRAL	0- 0	0- 0	1- 1			
5- 5	0- 0	0- 0	NON-CONFERENCE	0- 0	0- 2	5- 3			
3- 2	0- 0	0- 0	HOME	0- 0	0- 1	3- 1			
1- 2	0- 0	0- 0	AWAY	0- 0	0- 1	1- 1			
1- 1	0- 0	0- 0	NEUTRAL	0- 0	0- 0	1- 1			
6- 8	0- 0	0- 0	CONFERENCE	0- 4	1- 1	5- 3			
5- 3	0- 0	0- 0	HOME	0- 2	1- 0	4- 1			
1- 5	0- 0	0- 0	AWAY	0- 2	0- 1	1- 2			
0- 0	0- 0	0- 0	NEUTRAL	0- 0	0- 0	0- 0			

RPI S	Opponent	Score	RPI S	Opponent	Score	RPI S	Opponent	Score	RPI S	Opponent	Score	Team's RPI: 257
						65	A South Dakota St.	58 68	126	A IUPUI	59 75	
						65	H South Dakota St.	47 65	126	H IUPUI	57 54	
						76	A South Dakota	76 82	129	A North Dakota	52 67	
						76	H South Dakota	55 70	135	H Creighton	46 69	
									155	H Oral Roberts	65 67	
									163	A SIUE	86 90	
									218	H Utah Valley	59 74	
									221	A Western Ill.	55 74	
									221	H Western Ill.	79 66	
									230	A Indiana St.	51 50	
									246	N Houston Baptist	51 64	
									272	H UCF	75 60	
									299	H UMKC	57 42	
									301	H Denver	67 55	
									308	A North Dakota St.	67 74	
									308	H North Dakota St.	77 52	
									313	N Illinois St.	60 56	
									317	A IPFW	60 58	
									317	H IPFW	71 64	
									339	H Eastern Ill.	76 67	
LAST 12 Division I GAMES:												
126	H IUPUI	57 54	317	A IPFW	60 58							
308	A North Dakota St.	67 74	155	H Oral Roberts	65 67							
317	H IPFW	71 64	301	H Denver	67 55							
76	H South Dakota	55 70	126	A IUPUI	59 75							
65	H South Dakota St.	47 65	76	A South Dakota	76 82							
221	A Western Ill.	55 74	65	A South Dakota St.	58 68							

Non-Div I Games: Midland 58 53 Waldorf 97 32

Omaha

Loss, Non-Conf, S Site, H Home A Away N Neutral

Oral Roberts

Through Games Of Feb. 19, 2016

Average RPI Win:	239	WON-LOST	WINNING	LAST 10	STRENGTH OF	OPP. STRENGTH	TEAM	ADJ.	CONF.	ADJ CONF.
Average RPI Loss:	116	RECORD	PCT. RANK	GAMES	SCHEDULE	OF SCHEDULE	RPI	RPI	RPI	RPI
DIV. I ONLY	10- 14	225	5- 5	151	132	155	155	18	18	
DIV. I NON-CONF.	2- 8	290	0- 0	99	10	173	173	19	19	
TOTALS	RPI 1-25	RPI 26-50	W-L RECORDS	RPI 51-100	RPI 101-150	RPI 150+				
10- 14	0- 2	0- 0	OVERALL	1- 6	1- 3	8- 3				
4- 3	0- 0	0- 0	HOME	1- 1	0- 2	3- 0				
6- 11	0- 2	0- 0	AWAY	0- 5	1- 1	5- 3				
0- 0	0- 0	0- 0	NEUTRAL	0- 0	0- 0	0- 0				
2- 8	0- 2	0- 0	NON-CONFERENCE	0- 3	0- 2	2- 1				
0- 1	0- 0	0- 0	HOME	0- 0	0- 1	0- 0				
2- 7	0- 2	0- 0	AWAY	0- 3	0- 1	2- 1				
0- 0	0- 0	0- 0	NEUTRAL	0- 0	0- 0	0- 0				
8- 6	0- 0	0- 0	CONFERENCE	1- 3	1- 1	6- 2				
4- 2	0- 0	0- 0	HOME	1- 1	0- 1	3- 0				
4- 4	0- 0	0- 0	AWAY	0- 2	1- 0	3- 2				
0- 0	0- 0	0- 0	NEUTRAL	0- 0	0- 0	0- 0				

RPI 1-25				RPI 26-50				RPI 51-100				RPI 101+ Team's RPI: 155			
RPI	S	Opponent	Score	RPI	S	Opponent	Score	RPI	S	Opponent	Score	RPI	S	Opponent	Score
4	A	Baylor	39 97					65	A	South Dakota St.	48 60	126	A	IUPUI	52 47
17	A	Oklahoma St.	55 59					65	H	South Dakota St.	50 68	126	H	IUPUI	54 57
								66	A	Michigan	44 61	130	H	Little Rock	52 66
								76	A	South Dakota	48 71	131	A	Arkansas	50 65
								76	H	South Dakota	60 56	189	A	Tulsa	59 53
								89	A	Missouri St.	64 72	211	A	Kansas	70 63
								95	A	Eastern Mich.	69 77	221	A	Western Ill.	61 72
												224	A	Grand Canyon	64 66
												257	A	Omaha	67 65
												301	A	Denver	59 56
												301	H	Denver	65 33
												308	A	North Dakota St.	52 42
												308	H	North Dakota St.	59 58
												317	A	IPFW	48 54
												317	H	IPFW	61 59
LAST 12 Division I GAMES:															
317	A	IPFW	48 54	65	H	South Dakota St.	50 68	301	H	Denver	65 33				
76	A	South Dakota	48 71	257	A	Omaha	67 65	317	H	IPFW	61 59				
65	A	South Dakota St.	48 60	308	A	North Dakota St.	52 42	76	H	South Dakota	60 56				
301	A	Denver	59 56												
308	H	North Dakota St.	59 58												
126	H	IUPUI	54 57												

Non-Div I Games: Lyon 49 68 Evangel 89 46

Oral Roberts

Loss, Non-Conf, S Site, H Home A Away N Neutral

Oregon

Through Games Of Feb. 19, 2016

Average RPI Win: 160	WON-LOST	WINNING	LAST 10	STRENGTH OF	OPP. STRENGTH	TEAM	ADJ.	CONF.	ADJ CONF.
Average RPI Loss: 13	RECORD	PCT. RANK	GAMES	SCHEDULE	OF SCHEDULE	RPI	RPI	RPI	RPI
DIV. I ONLY	19- 7	55	8- 2	110	8	64	64	1	1
DIV. I NON-CONF.	11- 0	1	0- 0	325	57	71	71	1	1
<hr/>									
TOTALS	RPI 1-25	RPI 26-50	W-L RECORDS	RPI 51-100	RPI 101-150	RPI 150+			
19- 7	0- 6	1- 1	OVERALL	5- 0	3- 0	10- 0			
14- 4	0- 4	0- 0	HOME	3- 0	2- 0	9- 0			
5- 3	0- 2	1- 1	AWAY	2- 0	1- 0	1- 0			
0- 0	0- 0	0- 0	NEUTRAL	0- 0	0- 0	0- 0			
11- 0	0- 0	0- 0	NON-CONFERENCE	1- 0	2- 0	8- 0			
10- 0	0- 0	0- 0	HOME	1- 0	1- 0	8- 0			
1- 0	0- 0	0- 0	AWAY	0- 0	1- 0	0- 0			
0- 0	0- 0	0- 0	NEUTRAL	0- 0	0- 0	0- 0			
8- 7	0- 6	1- 1	CONFERENCE	4- 0	1- 0	2- 0			
4- 4	0- 4	0- 0	HOME	2- 0	1- 0	1- 0			
4- 3	0- 2	1- 1	AWAY	2- 0	0- 0	1- 0			
0- 0	0- 0	0- 0	NEUTRAL	0- 0	0- 0	0- 0			

RPI 1-25				RPI 26-50				RPI 51-100				Team's RPI: 64	RPI 101+			
RPI	S	Opponent	Score	RPI	S	Opponent	Score	RPI	S	Opponent	Score		RPI	S	Opponent	Score
7	A	UCLA	69 80	30	A	Washington	75 63	58	H	UC Riverside	95 81		117	A	North Carolina	79 77
7	H	UCLA	72 77	40	A	Southern California	67 74	72	A	Utah	77 65		119	H	Arizona	76 54
8	A	Oregon St.	33 60					72	H	Utah	69 58		129	H	North Dakota	77 51
8	H	Oregon St.	45 59					73	A	Washington St.	73 48		151	H	Hampton	86 51
9	H	Arizona St.	58 63					82	H	California	69 59		177	A	Colorado	59 46
10	H	Stanford	62 64										177	H	Colorado	77 70
													186	H	San Jose St.	104 74
													218	H	Utah Valley	79 68
													249	H	Clemson	69 56
													256	H	UC Santa Barbara	79 51
													262	H	Seattle	82 62
													286	H	Portland	93 52
													320	H	Portland St.	122 59
<hr/>																
LAST 12 Division I GAMES:																
7	H	UCLA	72 77	9	H	Arizona St.	58 63									
177	H	Colorado	77 70	72	A	Utah	77 65									
72	H	Utah	69 58	177	A	Colorado	59 46									
30	A	Washington	75 63	82	H	California	69 59									
73	A	Washington St.	73 48	10	H	Stanford	62 64									
119	H	Arizona	76 54	8	H	Oregon St.	45 59									

Non-Div I Games:

Oregon

■ Loss,
 ■ Non-Conf, S Site,
 ■ Home
 ■ Away
 N Neutral

Average RPI Win:	111	WON-LOST	WINNING	LAST 10	STRENGTH OF	OPP. STRENGTH	TEAM	ADJ.	CONF.	ADJ CONF.
Average RPI Loss:	9	RECORD	PCT. RANK	GAMES	SCHEDULE	OF SCHEDULE	RPI	RPI	RPI	RPI
DIV. I ONLY	23- 3	10	10- 0	44	6	8	8	1	1	
DIV. I NON-CONF.	9- 2	37	0- 0	118	22	43	43	1	1	
TOTALS	RPI 1-25	RPI 26-50	W-L RECORDS	RPI 51-100	RPI 101-150	RPI 150+				
23- 3	2- 3	3- 0	OVERALL	9- 0	3- 0	6- 0				
13- 1	2- 1	1- 0	HOME	4- 0	2- 0	4- 0				
8- 2	0- 2	2- 0	AWAY	4- 0	0- 0	2- 0				
2- 0	0- 0	0- 0	NEUTRAL	1- 0	1- 0	0- 0				
9- 2	0- 2	0- 0	NON-CONFERENCE	3- 0	2- 0	4- 0				
5- 1	0- 1	0- 0	HOME	1- 0	1- 0	3- 0				
2- 1	0- 1	0- 0	AWAY	1- 0	0- 0	1- 0				
2- 0	0- 0	0- 0	NEUTRAL	1- 0	1- 0	0- 0				
14- 1	2- 1	3- 0	CONFERENCE	6- 0	1- 0	2- 0				
8- 0	2- 0	1- 0	HOME	3- 0	1- 0	1- 0				
6- 1	0- 1	2- 0	AWAY	3- 0	0- 0	1- 0				
0- 0	0- 0	0- 0	NEUTRAL	0- 0	0- 0	0- 0				

RPI	S	Opponent	Score	RPI	S	Opponent	Score	RPI	S	Opponent	Score	RPI	S	Opponent	Score
1	A	Notre Dame	61 62	30	A	Washington	61 53	58	H	UC Riverside	86 65	119	H	Arizona	71 43
7	A	UCLA	51 71	40	A	Southern California	57 49	64	A	Oregon	59 45	131	N	Arkansas	63 47
9	H	Arizona St.	67 44	40	H	Southern California	76 52	64	H	Oregon	60 33	136	H	Idaho	69 44
10	H	Stanford	58 50					71	N	Hofstra	73 50	177	A	Colorado	61 47
19	H	Tennessee	50 53					72	A	Utah	62 53	177	H	Colorado	73 50
								72	H	Utah	72 53	198	H	Cal Poly	80 43
								73	A	Washington St.	54 45	243	H	CSU Bakersfield	75 51
								82	H	California	70 48	286	A	Portland	94 50
								87	A	Marquette	65 58	323	H	Longwood	110 45
LAST 12 Division I GAMES:															
40	H	Southern California	76 52	119	H	Arizona	71 43								
72	H	Utah	72 53	177	A	Colorado	61 47								
177	H	Colorado	73 50	72	A	Utah	62 53								
73	A	Washington St.	54 45	10	H	Stanford	58 50								
30	A	Washington	61 53	82	H	California	70 48								
9	H	Arizona St.	67 44	64	A	Oregon	59 45								

Non-Div I Games:

Oregon St.

Pacific

Through Games Of Feb. 19, 2016

Average RPI Win: 225	WON-LOST	WINNING	LAST 10	STRENGTH OF	OPP. STRENGTH	TEAM	ADJ.	CONF.	ADJ CONF.
Average RPI Loss: 114	RECORD	PCT. RANK	GAMES	SCHEDULE	OF SCHEDULE	RPI	RPI	RPI	RPI
DIV. I ONLY	11- 14	208	3- 7	157	118	167	167	8	8
DIV. I NON-CONF.	6- 4	125	0- 0	227	247	129	129	9	9
TOTALS	RPI 1-25	RPI 26-50	W-L RECORDS	RPI 51-100	RPI 101-150	RPI 150+			
11- 14	0- 2	0- 0	OVERALL	0- 6	2- 2	9- 4			
5- 5	0- 1	0- 0	HOME	0- 2	1- 1	4- 1			
6- 9	0- 0	0- 0	AWAY	0- 0	1- 0	5- 0			
0- 0	0- 0	0- 0	NEUTRAL	0- 0	0- 0	0- 0			
6- 4	0- 0	0- 0	NON-CONFERENCE	0- 0	1- 2	5- 2			
2- 1	0- 0	0- 0	HOME	0- 0	0- 1	2- 0			
4- 3	0- 0	0- 0	AWAY	0- 0	1- 1	3- 2			
0- 0	0- 0	0- 0	NEUTRAL	0- 0	0- 0	0- 0			
5- 10	0- 2	0- 0	CONFERENCE	0- 6	1- 0	4- 2			
3- 4	0- 1	0- 0	HOME	0- 2	1- 0	2- 1			
2- 6	0- 1	0- 0	AWAY	0- 4	0- 0	2- 1			
0- 0	0- 0	0- 0	NEUTRAL	0- 0	0- 0	0- 0			

RPI 1-25				RPI 26-50				RPI 51-100				RPI 101+ Team's RPI: 167			
RPI	S	Opponent	Score	RPI	S	Opponent	Score	RPI	S	Opponent	Score	RPI	S	Opponent	Score
11	A	BYU	62 79					53	A	St. Mary's (CA)	75 83	101	H	San Francisco	70 57
11	H	BYU	57 67					53	H	St. Mary's (CA)	73 82	117	A	North Carolina	66 63
								57	A	Santa Clara	52 76	119	A	Arizona	56 69
								80	A	San Diego	56 69	143	H	Long Beach St.	60 68
								80	H	San Diego	56 59	182	A	UC Davis	66 53
								99	A	Gonzaga	61 68	186	H	San Jose St.	81 69
												201	A	Utah St.	70 78
												205	A	Gardner-Webb	84 77
												214	A	Montana	54 64
												239	A	Loyola Marymount	88 96
												239	H	Loyola Marymount	60 63
												243	A	CSU Bakersfield	80 74
												269	A	Pepperdine	92 64
												269	H	Pepperdine	65 62
												286	A	Portland	72 64
												286	H	Portland	87 38
												331	H	Nevada	74 52
LAST 12 Division I GAMES:															
286	H	Portland	87 38	99	A	Gonzaga	61 68	286	A	Portland	72 64				
269	A	Pepperdine	92 64	53	H	St. Mary's (CA)	73 82	239	H	Loyola Marymount	60 63				
239	A	Loyola Marymount	88 96	269	H	Pepperdine	65 62	11	A	BYU	62 79				
80	H	San Diego	56 59												
11	H	BYU	57 67												
53	A	St. Mary's (CA)	75 83												

Non-Div I Games: Stanislaus St. 74 61

Pacific

■ Loss,
 ■ Non-Conf, S Site,
 ■ Home
 ■ Away
 N Neutral

Average RPI Win:	181	WON-LOST	WINNING	LAST 10	STRENGTH OF	OPP. STRENGTH	TEAM	ADJ.	CONF.	ADJ CONF.
Average RPI Loss:	68	RECORD	PCT. RANK	GAMES	SCHEDULE	OF SCHEDULE	RPI	RPI	RPI	RPI
DIV. I ONLY	18- 3	15	9- 1	92	160	32	32	10	10	
DIV. I NON-CONF.	10- 3	61	3- 1	142	137	59	59	11	11	
TOTALS	RPI 1-25	RPI 26-50	W-L RECORDS	RPI 51-100	RPI 101-150	RPI 150+				
18- 3	0- 0	2- 1	OVERALL	2- 1	2- 1	12- 0				
10- 1	0- 0	2- 1	HOME	1- 0	0- 0	7- 0				
8- 2	0- 0	0- 0	AWAY	1- 1	2- 1	5- 0				
0- 0	0- 0	0- 0	NEUTRAL	0- 0	0- 0	0- 0				
10- 3	0- 0	1- 1	NON-CONFERENCE	2- 1	1- 1	6- 0				
5- 1	0- 0	1- 1	HOME	1- 0	0- 0	3- 0				
5- 2	0- 0	0- 0	AWAY	1- 1	1- 1	3- 0				
0- 0	0- 0	0- 0	NEUTRAL	0- 0	0- 0	0- 0				
8- 0	0- 0	1- 0	CONFERENCE	0- 0	1- 0	6- 0				
5- 0	0- 0	1- 0	HOME	0- 0	0- 0	4- 0				
3- 0	0- 0	0- 0	AWAY	0- 0	1- 0	2- 0				
0- 0	0- 0	0- 0	NEUTRAL	0- 0	0- 0	0- 0				

RPI S	Opponent	Score	RPI S	Opponent	Score	Team's RPI: 32	RPI S	Opponent	Score	RPI S	Opponent	Score	RPI S	Opponent	Score
			41	H Princeton	50 48		54	A Villanova	46 66	104	A Saint Joseph's	46 50			
			45	H Duke	50 57		67	A Temple	60 54	111	A Harvard	68 48			
			46	H Colorado St.	49 48		93	H Drexel	72 67	123	A Hawaii	64 54			
										158	H Yale	68 49			
										162	A UMBC	81 46			
										169	H Cornell	65 50			
										204	A Brown	69 59			
										204	H Brown	66 49			
										228	H Columbia	71 51			
										231	A Dartmouth	56 41			
										233	H Navy	57 43			
										237	A New Hampshire	67 60			
										278	A La Salle	78 68			
										326	H Lafayette	54 37			
										344	H Wagner	78 50			
LAST 12 Division I GAMES:															
			204	A Brown	69 59		158	H Yale	68 49						
			169	H Cornell	65 50		54	A Villanova	46 66						
			228	H Columbia	71 51		67	A Temple	60 54						
			231	A Dartmouth	56 41		278	A La Salle	78 68						
			111	A Harvard	68 48		41	H Princeton	50 48						
			204	H Brown	66 49		123	A Hawaii	64 54						

Non-Div I Games: BYU-Hawaii 73 41

Penn

Average RPI Win:	148	WON-LOST	WINNING	LAST 10	STRENGTH OF	OPP. STRENGTH	TEAM	ADJ.	CONF.	ADJ CONF.
Average RPI Loss:	71	RECORD	PCT. RANK	GAMES	SCHEDULE	OF SCHEDULE	RPI	RPI	RPI	RPI
DIV. I ONLY	10- 16	242	2- 5	32	31	125	125	4	4	
DIV. I NON-CONF.	5- 6	180	0- 1	52	100	151	151	4	4	
TOTALS	RPI 1-25	RPI 26-50	W-L RECORDS	RPI 51-100	RPI 101-150	RPI 150+				
10- 16	0- 4	1- 3	OVERALL	1- 6	3- 1	5- 2				
6- 8	0- 2	0- 1	HOME	0- 4	2- 1	4- 0				
4- 7	0- 1	1- 2	AWAY	1- 2	1- 0	1- 2				
0- 1	0- 1	0- 0	NEUTRAL	0- 0	0- 0	0- 0				
5- 6	0- 2	0- 2	NON-CONFERENCE	0- 0	1- 1	4- 1				
5- 1	0- 0	0- 0	HOME	0- 0	1- 1	4- 0				
0- 4	0- 1	0- 2	AWAY	0- 0	0- 0	0- 1				
0- 1	0- 1	0- 0	NEUTRAL	0- 0	0- 0	0- 0				
5- 10	0- 2	1- 1	CONFERENCE	1- 6	2- 0	1- 1				
1- 7	0- 2	0- 1	HOME	0- 4	1- 0	0- 0				
4- 3	0- 0	1- 0	AWAY	1- 2	1- 0	1- 1				
0- 0	0- 0	0- 0	NEUTRAL	0- 0	0- 0	0- 0				

RPI 1-25				RPI 26-50				RPI 51-100				RPI 101+ Team's RPI: 125			
RPI	S	Opponent	Score	RPI	S	Opponent	Score	RPI	S	Opponent	Score	RPI	S	Opponent	Score
5	H	Ohio St.	63 77	26	A	Michigan St.	65 61	51	H	Rutgers	62 74	106	H	Youngstown St.	68 51
11	N	BYU	51 63	26	H	Michigan St.	55 71	55	A	Iowa	82 69	107	A	Northwestern	73 54
12	H	Maryland	53 89	34	A	St. Bonaventure	60 70	63	H	Purdue	78 88	107	H	Northwestern	79 72
19	A	Tennessee	66 74	42	A	South Fla.	79 101	66	H	Michigan	87 91	121	H	Virginia Tech	59 64
								69	A	Nebraska	69 87	154	A	Illinois	65 56
								69	H	Nebraska	78 83	173	A	Wisconsin	62 82
								79	A	Minnesota	85 98	174	H	Fordham	75 59
												238	H	Sacred Heart	83 46
												244	H	Holy Cross	86 82
												267	H	Central Conn. St.	73 47
												291	A	CSUN	73 81
LAST 12 Division I GAMES:															
11	N	BYU	51 63	63	H	Purdue	78 88								
107	A	Northwestern	73 54	12	H	Maryland	53 89								
5	H	Ohio St.	63 77	154	A	Illinois	65 56								
26	A	Michigan St.	65 61	55	A	Iowa	82 69								
51	H	Rutgers	62 74	66	H	Michigan	87 91								
69	A	Nebraska	69 87	69	H	Nebraska	78 83								

Non-Div I Games:

Penn St.

■ Loss,
■ Non-Conf, S Site,
■ Home
■ Away
N Neutral

Pepperdine

Through Games Of Feb. 19, 2016

Average RPI Win:	247	WON-LOST	WINNING	LAST 10	STRENGTH OF	OPP. STRENGTH	TEAM	ADJ.	CONF.	ADJ CONF.
Average RPI Loss:	120	RECORD	PCT. RANK	GAMES	SCHEDULE	OF SCHEDULE	RPI	RPI	RPI	RPI
DIV. I ONLY	6- 20	304	1- 7	118	120	269	269	8	8	
DIV. I NON-CONF.	4- 6	201	0- 1	249	270	242	242	9	9	
TOTALS	RPI 1-25	RPI 26-50	W-L RECORDS	RPI 51-100	RPI 101-150	RPI 150+				
6- 20	0- 2	0- 1	OVERALL	1- 7	0- 2	5- 8				
5- 7	0- 1	0- 0	HOME	1- 3	0- 1	4- 2				
1- 12	0- 1	0- 1	AWAY	0- 4	0- 1	1- 5				
0- 1	0- 0	0- 0	NEUTRAL	0- 0	0- 0	0- 1				
4- 6	0- 0	0- 1	NON-CONFERENCE	0- 1	0- 0	4- 4				
3- 1	0- 0	0- 0	HOME	0- 0	0- 0	3- 1				
1- 4	0- 0	0- 1	AWAY	0- 1	0- 0	1- 2				
0- 1	0- 0	0- 0	NEUTRAL	0- 0	0- 0	0- 1				
2- 14	0- 2	0- 0	CONFERENCE	1- 6	0- 2	1- 4				
2- 6	0- 1	0- 0	HOME	1- 3	0- 1	1- 1				
0- 8	0- 1	0- 0	AWAY	0- 3	0- 1	0- 3				
0- 0	0- 0	0- 0	NEUTRAL	0- 0	0- 0	0- 0				

RPI S	Opponent	Score	RPI S	Opponent	Score	RPI S	Opponent	Score	RPI S	Opponent	Score	Team's RPI: 269
11	A BYU	64 69	48	A Albany (NY)	49 64	53	A St. Mary's (CA)	72 88	101	A San Francisco	75 99	
11	H BYU	66 77				53	H St. Mary's (CA)	62 58	101	H San Francisco	74 81	
						57	H Santa Clara	60 62	166	N George Mason	63 71	
						70	A Army West Point	53 63	167	A Pacific	62 65	
						80	A San Diego	55 74	167	H Pacific	64 92	
						80	H San Diego	54 70	171	A New Mexico	52 60	
						99	A Gonzaga	39 56	190	A UNLV	63 83	
						99	H Gonzaga	57 74	198	H Cal Poly	47 61	
									239	A Loyola Marymount	69 79	
									243	A CSU Bakersfield	76 73	
									256	H UC Santa Barbara	71 69	
									286	A Portland	79 81	
									286	H Portland	74 62	
									301	H Denver	64 60	
									340	H Cal St. Fullerton	81 75	
LAST 12 Division I GAMES:												
166	N	George Mason	63	71	11	H	BYU	66	77			
101	A	San Francisco	75	99	80	H	San Diego	54	70			
167	H	Pacific	64	92	11	A	BYU	64	69			
53	H	St. Mary's (CA)	62	58	80	A	San Diego	55	74			
99	A	Gonzaga	39	56	101	H	San Francisco	74	81			
286	A	Portland	79	81	57	H	Santa Clara	60	62			

Non-Div I Games: Alas. Anchorage 61 94

Pepperdine

Loss, Non-Conf, S Site, H Home A Away N Neutral

Average RPI Win:	234	WON-LOST	WINNING	LAST 10	STRENGTH OF	OPP. STRENGTH	TEAM	ADJ.	CONF.	ADJ CONF.
Average RPI Loss:	43	RECORD	PCT. RANK	GAMES	SCHEDULE	OF SCHEDULE	RPI	RPI	RPI	RPI
DIV. I ONLY	12- 14	191	4- 6	60	70	120	120	5	5	
DIV. I NON-CONF.	8- 5	120	0- 0	166	243	144	144	5	5	
TOTALS	RPI 1-25	RPI 26-50	W-L RECORDS	RPI 51-100	RPI 101-150	RPI 150+				
12- 14	0- 6	0- 4	OVERALL	1- 2	2- 2	9- 0				
6- 7	0- 4	0- 2	HOME	0- 0	0- 1	6- 0				
5- 5	0- 1	0- 2	AWAY	1- 1	2- 1	2- 0				
1- 2	0- 1	0- 0	NEUTRAL	0- 1	0- 0	1- 0				
8- 5	0- 2	0- 1	NON-CONFERENCE	0- 2	0- 0	8- 0				
6- 1	0- 1	0- 0	HOME	0- 0	0- 0	6- 0				
1- 2	0- 0	0- 1	AWAY	0- 1	0- 0	1- 0				
1- 2	0- 1	0- 0	NEUTRAL	0- 1	0- 0	1- 0				
4- 9	0- 4	0- 3	CONFERENCE	1- 0	2- 2	1- 0				
0- 6	0- 3	0- 2	HOME	0- 0	0- 1	0- 0				
4- 3	0- 1	0- 1	AWAY	1- 0	2- 1	1- 0				
0- 0	0- 0	0- 0	NEUTRAL	0- 0	0- 0	0- 0				

RPI S	Opponent	Score	RPI S	Opponent	Score	RPI S	Opponent	Score	RPI S	Opponent	Score	Team's RPI: 120
1	H Notre Dame	55 65	28	A Miami (FL)	55 79	65	N South Dakota St.	54 55	114	H Wake Forest	49 60	
12	N Maryland	49 70	41	A Princeton	47 61	66	A Michigan	45 82	116	A Boston College	43 54	
13	H Florida St.	55 66	45	H Duke	48 70	91	A Virginia	58 55	117	A North Carolina	76 60	
16	A Syracuse	48 71	47	H North Carolina St.	76 78				121	A Virginia Tech	59 48	
18	H Louisville	61 84							157	N Old Dominion	67 58	
21	H Duquesne	65 79							244	H Holy Cross	56 50	
									249	A Clemson	59 56	
									264	A Saint Francis (PA)	74 59	
									265	H American	76 58	
									284	H Rider	75 44	
									329	H Delaware St.	77 43	
									337	H Mt. St. Mary's	74 57	
									344	H Wagner	67 41	
LAST 12 Division I GAMES:												
117	A North Carolina	76 60	91	A Virginia	58 55							
121	A Virginia Tech	59 48	116	A Boston College	43 54							
18	H Louisville	61 84	13	H Florida St.	55 66							
114	H Wake Forest	49 60	16	A Syracuse	48 71							
249	A Clemson	59 56	47	H North Carolina St.	76 78							
45	H Duke	48 70	28	A Miami (FL)	55 79							

Non-Div I Games:

Pittsburgh

■ Loss,
■ Non-Conf, S Site,
■ Home
■ Away
N Neutral

Average RPI Win:	295	WON-LOST	WINNING	LAST 10	STRENGTH OF	OPP. STRENGTH	TEAM	ADJ.	CONF.	ADJ CONF.
Average RPI Loss:	132	RECORD	PCT. RANK	GAMES	SCHEDULE	OF SCHEDULE	RPI	RPI	RPI	RPI
DIV. I ONLY	2- 23	346	1- 9	81	165	286	286	8	8	
DIV. I NON-CONF.	1- 9	325	0- 0	51	308	260	260	9	9	
TOTALS	RPI 1-25	RPI 26-50	W-L RECORDS	RPI 51-100	RPI 101-150	RPI 150+				
2- 23	0- 2	0- 1	OVERALL	0- 7	0- 3	2- 10				
1- 11	0- 1	0- 0	HOME	0- 3	0- 2	1- 5				
1- 12	0- 1	0- 1	AWAY	0- 4	0- 1	1- 5				
0- 0	0- 0	0- 0	NEUTRAL	0- 0	0- 0	0- 0				
1- 9	0- 1	0- 1	NON-CONFERENCE	0- 1	0- 1	1- 5				
0- 5	0- 1	0- 0	HOME	0- 0	0- 1	0- 3				
1- 4	0- 0	0- 1	AWAY	0- 1	0- 0	1- 2				
0- 0	0- 0	0- 0	NEUTRAL	0- 0	0- 0	0- 0				
1- 14	0- 1	0- 0	CONFERENCE	0- 6	0- 2	1- 5				
1- 6	0- 0	0- 0	HOME	0- 3	0- 1	1- 2				
0- 8	0- 1	0- 0	AWAY	0- 3	0- 1	0- 3				
0- 0	0- 0	0- 0	NEUTRAL	0- 0	0- 0	0- 0				

RPI 1-25				RPI 26-50				RPI 51-100				RPI 101+ Team's RPI: 286			
RPI	S	Opponent	Score	RPI	S	Opponent	Score	RPI	S	Opponent	Score	RPI	S	Opponent	Score
8	H	Oregon St.	50 94	30	A	Washington	65 83	53	H	St. Mary's (CA)	51 78	101	A	San Francisco	69 90
11	A	BYU	66 78					57	A	Santa Clara	47 66	101	H	San Francisco	63 82
								57	H	Santa Clara	45 67	148	H	Boise St.	49 89
								64	A	Oregon	52 93	159	A	Montana St.	57 86
								80	A	San Diego	43 71	167	A	Pacific	38 87
								99	A	Gonzaga	51 86	167	H	Pacific	64 72
								99	H	Gonzaga	63 71	182	H	UC Davis	47 72
												199	H	Weber St.	55 57
												214	A	Montana	67 90
												239	A	Loyola Marymount	52 62
												239	H	Loyola Marymount	62 77
												269	A	Pepperdine	62 74
												269	H	Pepperdine	81 79
												291	H	CSUN	62 68
												320	A	Portland St.	69 53
LAST 12 Division I GAMES:															
167	A	Pacific	38 87	53	H	St. Mary's (CA)	51 78								
99	A	Gonzaga	51 86	167	H	Pacific	64 72								
239	H	Loyola Marymount	62 77	11	A	BYU	66 78								
269	H	Pepperdine	81 79	80	A	San Diego	43 71								
57	A	Santa Clara	47 66	99	H	Gonzaga	63 71								
101	A	San Francisco	69 90	101	H	San Francisco	63 82								

Non-Div I Games: Willamette 73 54

Portland

Loss, Non-Conf, S Site, H Home A Away N Neutral

Average RPI Win:	238	WON-LOST	WINNING	LAST 10	STRENGTH OF	OPP. STRENGTH	TEAM	ADJ.	CONF.	ADJ CONF.
Average RPI Loss:	181	RECORD	PCT. RANK	GAMES	SCHEDULE	OF SCHEDULE	RPI	RPI	RPI	RPI
DIV. I ONLY	2- 20	341	1- 9	95	343	320	320	20	20	
DIV. I NON-CONF.	1- 8	320	0- 0	230	310	334	334	22	22	
TOTALS	RPI 1-25	RPI 26-50	W-L RECORDS	RPI 51-100	RPI 101-150	RPI 150+				
2- 20	0- 0	0- 0	OVERALL	0- 3	0- 3	2- 14				
2- 9	0- 0	0- 0	HOME	0- 0	0- 1	2- 8				
0- 11	0- 0	0- 0	AWAY	0- 3	0- 2	0- 6				
0- 0	0- 0	0- 0	NEUTRAL	0- 0	0- 0	0- 0				
1- 8	0- 0	0- 0	NON-CONFERENCE	0- 3	0- 1	1- 4				
1- 3	0- 0	0- 0	HOME	0- 0	0- 0	1- 3				
0- 5	0- 0	0- 0	AWAY	0- 3	0- 1	0- 1				
0- 0	0- 0	0- 0	NEUTRAL	0- 0	0- 0	0- 0				
1- 12	0- 0	0- 0	CONFERENCE	0- 0	0- 2	1- 10				
1- 6	0- 0	0- 0	HOME	0- 0	0- 1	1- 5				
0- 6	0- 0	0- 0	AWAY	0- 0	0- 1	0- 5				
0- 0	0- 0	0- 0	NEUTRAL	0- 0	0- 0	0- 0				

RPI S	Opponent	Score	RPI S	Opponent	Score	RPI S	Opponent	Score	RPI S	Opponent	Score
						64	A Oregon	59 122	136	A Idaho	63 84
						65	A South Dakota St.	65 74	136	H Idaho	65 94
						76	A South Dakota	61 103	143	A Long Beach St.	71 89
									159	A Montana St.	64 74
									159	H Montana St.	59 106
									170	A Sacramento St.	91 132
									170	H Sacramento St.	78 126
									182	H UC Davis	70 82
									184	H Eastern Wash.	81 79
									199	A Weber St.	73 102
									199	H Weber St.	58 75
									214	A Montana	57 76
									214	H Montana	58 79
									225	A Idaho St.	70 71
									225	H Idaho St.	42 64
									262	H Seattle	64 85
									286	H Portland	53 69
									291	H CSUN	83 77
									340	A Cal St. Fullerton	69 84
LAST 12 Division I GAMES:											
136	A Idaho	63 84	184	H Eastern Wash.	81 79						
199	H Weber St.	58 75	170	H Sacramento St.	78 126						
225	H Idaho St.	42 64	225	A Idaho St.	70 71						
214	A Montana	57 76	199	A Weber St.	73 102						
159	A Montana St.	64 74	159	H Montana St.	59 106						
136	H Idaho	65 94	214	H Montana	58 79						

Non-Div I Games: Warner Pacific 64 76 Corban 90 76

Portland St.

Loss, Non-Conf, S Site, H Home A Away N Neutral

Average RPI Win:	304	WON-LOST	WINNING	LAST 10	STRENGTH OF	OPP. STRENGTH	TEAM	ADJ.	CONF.	ADJ CONF.
Average RPI Loss:	202	RECORD	PCT. RANK	GAMES	SCHEDULE	OF SCHEDULE	RPI	RPI	RPI	RPI
DIV. I ONLY	8- 12	232	4- 6	327	339	287	287	32	32	
DIV. I NON-CONF.	3- 5	218	0- 0	288	131	218	218	31	31	
TOTALS	RPI 1-25	RPI 26-50	W-L RECORDS	RPI 51-100	RPI 101-150	RPI 150+				
8- 12	0- 1	0- 0	OVERALL	0- 2	0- 0	8- 9				
4- 4	0- 0	0- 0	HOME	0- 0	0- 0	4- 4				
4- 7	0- 1	0- 0	AWAY	0- 0	0- 0	4- 0				
0- 1	0- 0	0- 0	NEUTRAL	0- 0	0- 0	0- 1				
3- 5	0- 1	0- 0	NON-CONFERENCE	0- 2	0- 0	3- 2				
1- 0	0- 0	0- 0	HOME	0- 0	0- 0	1- 0				
2- 4	0- 1	0- 0	AWAY	0- 2	0- 0	2- 1				
0- 1	0- 0	0- 0	NEUTRAL	0- 0	0- 0	0- 1				
5- 7	0- 0	0- 0	CONFERENCE	0- 0	0- 0	5- 7				
3- 4	0- 0	0- 0	HOME	0- 0	0- 0	3- 4				
2- 3	0- 0	0- 0	AWAY	0- 0	0- 0	2- 3				
0- 0	0- 0	0- 0	NEUTRAL	0- 0	0- 0	0- 0				

RPI 1-25			RPI 26-50			RPI 51-100			RPI 101+ Team's RPI: 287		
RPI	S	Opponent	Score	RPI	S	Opponent	Score	RPI	S	Opponent	Score
15	A	Texas A&M	30 88					85	A	Georgia Tech	48 96
								92	A	TCU	60 69
								175	A	Louisiana Tech	77 68
								180	H	Southern U.	55 65
								192	A	Grambling	66 69
								192	H	Grambling	44 51
								245	A	Texas Southern	65 72
								245	H	Texas Southern	43 50
								280	A	Alabama St.	54 65
								281	H	Lamar	80 72
								288	A	Wichita St.	36 64
								303	A	Jackson St.	62 52
								303	H	Jackson St.	67 77
								308	N	North Dakota St.	58 79
								319	A	Nicholls St.	81 70
								322	H	Alcorn	58 54
								338	H	Ark.-Pine Bluff	70 55
								345	A	Alabama A&M	67 52
								348	H	Mississippi Val.	80 57
LAST 12 Division I GAMES:											
303	H	Jackson St.	67 77	338	H	Ark.-Pine Bluff	70 55				
192	H	Grambling	44 51	303	A	Jackson St.	62 52				
245	H	Texas Southern	43 50	192	A	Grambling	66 69				
280	A	Alabama St.	54 65	245	A	Texas Southern	65 72				
345	A	Alabama A&M	67 52	180	H	Southern U.	55 65				
348	H	Mississippi Val.	80 57	322	H	Alcorn	58 54				

Non-Div I Games: Howard Payne 86 46

Prairie View

Loss, Non-Conf, S Site, H Home A Away N Neutral

Presbyterian

Through Games Of Feb. 19, 2016

Average RPI Win:	279	WON-LOST	WINNING	LAST 10	STRENGTH OF	OPP. STRENGTH	TEAM	ADJ.	CONF.	ADJ CONF.
Average RPI Loss:	174	RECORD	PCT. RANK	GAMES	SCHEDULE	OF SCHEDULE	RPI	RPI	RPI	RPI
DIV. I ONLY	11- 10	156	7- 3	307	297	222	222	28	28	
DIV. I NON-CONF.	1- 5	304	0- 0	337	117	343	343	29	29	
TOTALS	RPI 1-25	RPI 26-50	W-L RECORDS	RPI 51-100	RPI 101-150	RPI 150+				
11- 10	0- 0	0- 0	OVERALL	1- 1	0- 3	10- 6				
7- 2	0- 0	0- 0	HOME	1- 0	0- 1	6- 1				
4- 8	0- 0	0- 0	AWAY	0- 1	0- 2	4- 5				
0- 0	0- 0	0- 0	NEUTRAL	0- 0	0- 0	0- 0				
1- 5	0- 0	0- 0	NON-CONFERENCE	0- 1	0- 1	1- 3				
1- 0	0- 0	0- 0	HOME	0- 0	0- 0	1- 0				
0- 5	0- 0	0- 0	AWAY	0- 1	0- 1	0- 3				
0- 0	0- 0	0- 0	NEUTRAL	0- 0	0- 0	0- 0				
10- 5	0- 0	0- 0	CONFERENCE	1- 0	0- 2	9- 3				
6- 2	0- 0	0- 0	HOME	1- 0	0- 1	5- 1				
4- 3	0- 0	0- 0	AWAY	0- 0	0- 1	4- 2				
0- 0	0- 0	0- 0	NEUTRAL	0- 0	0- 0	0- 0				

RPI 1-25				RPI 26-50				RPI 51-100				RPI 101+				Team's RPI: 222	
RPI	S	Opponent	Score	RPI	S	Opponent	Score	RPI	S	Opponent	Score	RPI	S	Opponent	Score		
								75	A	Vanderbilt	38	56	121	A	Virginia Tech	44	58
								98	H	Liberty	60	42	124	A	UNC Asheville	59	68
												124	H	UNC Asheville	63	72	
												172	A	East Carolina	57	84	
												177	A	Colorado	60	72	
												200	H	Radford	53	64	
												205	A	Gardner-Webb	40	51	
												205	H	Gardner-Webb	60	53	
												247	A	High Point	47	61	
												247	H	High Point	82	70	
												279	A	Campbell	69	45	
												296	H	Coastal Caro.	66	42	
												297	A	Kennesaw St.	47	49	
												312	A	Winthrop	59	48	
												316	A	Charleston So.	63	49	
												316	H	Charleston So.	52	37	
												323	A	Longwood	59	38	
												323	H	Longwood	75	49	
												349	H	N.C. Central	60	50	
LAST 12 Division I GAMES:																	
				205	A	Gardner-Webb	40	51		296	H	Coastal Caro.	66	42			
				316	H	Charleston So.	52	37		279	A	Campbell	69	45			
				247	A	High Point	47	61		312	A	Winthrop	59	48			
				323	H	Longwood	75	49		98	H	Liberty	60	42			
				205	H	Gardner-Webb	60	53		200	H	Radford	53	64			
				124	A	UNC Asheville	59	68		316	A	Charleston So.	63	49			

Non-Div I Games: Warren Wilson 95 56 Columbia (SC) 104 37 Brevard 70 53

Presbyterian

Loss, Non-Conf, S Site, H Home A Away N Neutral

Average RPI Win:	188	WON-LOST	WINNING	LAST 10	STRENGTH OF	OPP. STRENGTH	TEAM	ADJ.	CONF.	ADJ CONF.
Average RPI Loss:	34	RECORD	PCT. RANK	GAMES	SCHEDULE	OF SCHEDULE	RPI	RPI	RPI	RPI
DIV. I ONLY	18- 4	27	9- 1	145	88	41	41	10	10	
DIV. I NON-CONF.	11- 3	54	2- 2	191	52	54	54	11	11	
TOTALS	RPI 1-25	RPI 26-50	W-L RECORDS	RPI 51-100	RPI 101-150	RPI 150+				
18- 4	1- 1	0- 2	OVERALL	1- 1	2- 0	14- 0				
11- 0	1- 0	0- 0	HOME	1- 0	1- 0	8- 0				
5- 4	0- 1	0- 2	AWAY	0- 1	1- 0	4- 0				
2- 0	0- 0	0- 0	NEUTRAL	0- 0	0- 0	2- 0				
11- 3	1- 1	0- 1	NON-CONFERENCE	1- 1	1- 0	8- 0				
7- 0	1- 0	0- 0	HOME	1- 0	1- 0	4- 0				
2- 3	0- 1	0- 1	AWAY	0- 1	0- 0	2- 0				
2- 0	0- 0	0- 0	NEUTRAL	0- 0	0- 0	2- 0				
7- 1	0- 0	0- 1	CONFERENCE	0- 0	1- 0	6- 0				
4- 0	0- 0	0- 0	HOME	0- 0	0- 0	4- 0				
3- 1	0- 0	0- 1	AWAY	0- 0	1- 0	2- 0				
0- 0	0- 0	0- 0	NEUTRAL	0- 0	0- 0	0- 0				

RPI 1-25				RPI 26-50				Team's RPI: 41	RPI 51-100				RPI 101+			
RPI	S	Opponent	Score	RPI	S	Opponent	Score		RPI	S	Opponent	Score	RPI	S	Opponent	Score
5	A	Ohio St.	70 90	32	A	Penn	48 50		60	A	Dayton	81 85	111	A	Harvard	92 83
21	H	Duquesne	94 66	39	A	Seton Hall	64 71		66	H	Michigan	74 57	120	H	Pittsburgh	61 47
													151	H	Hampton	79 55
													158	A	Yale	94 81
													158	H	Yale	65 50
													169	H	Cornell	71 51
													174	H	Fordham	55 44
													178	A	Marist	77 44
													204	H	Brown	72 53
													228	H	Columbia	86 54
													231	A	Dartmouth	85 48
													262	N	Seattle	85 48
													265	H	American	72 34
													268	H	Monmouth	81 70
													284	A	Rider	78 59
													332	N	UC Irvine	83 42
LAST 12 Division I GAMES:																
158	A	Yale	94 81	204	H	Brown	72 53									
228	H	Columbia	86 54	32	A	Penn	48 50									
169	H	Cornell	71 51	151	H	Hampton	79 55									
111	A	Harvard	92 83	178	A	Marist	77 44									
231	A	Dartmouth	85 48	60	A	Dayton	81 85									
158	H	Yale	65 50	5	A	Ohio St.	70 90									

Non-Div I Games:

Princeton

■ Loss,
■ Non-Conf,
■ S Site,
■ H Home
■ A Away
N Neutral

Providence

Through Games Of Feb. 19, 2016

Average RPI Win:	211	WON-LOST	WINNING	LAST 10	STRENGTH OF	OPP. STRENGTH	TEAM	ADJ.	CONF.	ADJ CONF.
Average RPI Loss:	104	RECORD	PCT. RANK	GAMES	SCHEDULE	OF SCHEDULE	RPI	RPI	RPI	RPI
DIV. I ONLY	5- 20	311	1- 9	75	94	252	252	6	6	
DIV. I NON-CONF.	4- 6	201	0- 0	88	267	196	196	6	6	
TOTALS	RPI 1-25	RPI 26-50	W-L RECORDS	RPI 51-100	RPI 101-150	RPI 150+				
5- 20	0- 2	0- 3	OVERALL	0- 6	1- 5	4- 4				
4- 10	0- 1	0- 2	HOME	0- 3	1- 2	3- 2				
1- 10	0- 1	0- 1	AWAY	0- 3	0- 3	1- 2				
0- 0	0- 0	0- 0	NEUTRAL	0- 0	0- 0	0- 0				
4- 6	0- 0	0- 1	NON-CONFERENCE	0- 1	0- 2	4- 2				
3- 3	0- 0	0- 0	HOME	0- 1	0- 1	3- 1				
1- 3	0- 0	0- 1	AWAY	0- 0	0- 1	1- 1				
0- 0	0- 0	0- 0	NEUTRAL	0- 0	0- 0	0- 0				
1- 14	0- 2	0- 2	CONFERENCE	0- 5	1- 3	0- 2				
1- 7	0- 1	0- 2	HOME	0- 2	1- 1	0- 1				
0- 7	0- 1	0- 0	AWAY	0- 3	0- 2	0- 1				
0- 0	0- 0	0- 0	NEUTRAL	0- 0	0- 0	0- 0				

RPI 1-25				RPI 26-50				RPI 51-100				RPI 101+ Team's RPI: 252			
RPI	S	Opponent	Score	RPI	S	Opponent	Score	RPI	S	Opponent	Score	RPI	S	Opponent	Score
22	A	DePaul	50 96	38	H	St. John's (NY)	61 80	54	A	Villanova	39 67	116	H	Boston College	41 67
22	H	DePaul	68 91	39	H	Seton Hall	54 64	54	H	Villanova	47 76	121	A	Virginia Tech	46 62
				48	A	Albany (NY)	58 71	61	H	FGCU	41 50	135	A	Creighton	48 72
								87	A	Marquette	75 105	135	H	Creighton	61 59
								88	A	Georgetown	53 63	145	A	Xavier	47 72
								88	H	Georgetown	51 82	145	H	Xavier	54 62
												202	A	Rhode Island	64 55
												204	A	Brown	47 57
												206	A	Butler	50 65
												206	H	Butler	67 77
												207	H	Richmond	50 57
												208	H	Hartford	69 50
												240	H	Bryant	88 78
												268	H	Monmouth	71 59
LAST 12 Division I GAMES:															
22	H	DePaul	68 91	22	A	DePaul	50 96								
135	H	Creighton	61 59	87	A	Marquette	75 105								
206	A	Butler	50 65	135	A	Creighton	48 72								
145	A	Xavier	47 72	145	H	Xavier	54 62								
54	H	Villanova	47 76	206	H	Butler	67 77								
88	H	Georgetown	51 82	88	A	Georgetown	53 63								

Non-Div I Games:

Providence

■ Loss,
 ■ Non-Conf,
 ■ S Site,
 ■ H Home
 ■ A Away
 N Neutral

Average RPI Win:	134	WON-LOST	WINNING	LAST 10	STRENGTH OF	OPP. STRENGTH	TEAM	ADJ.	CONF.	ADJ CONF.
Average RPI Loss:	54	RECORD	PCT. RANK	GAMES	SCHEDULE	OF SCHEDULE	RPI	RPI	RPI	RPI
DIV. I ONLY	16- 10	104	2- 8	52	20	63	63	4	4	
DIV. I NON-CONF.	9- 2	37	0- 0	147	70	70	70	4	4	
TOTALS	RPI 1-25	RPI 26-50	W-L RECORDS	RPI 51-100	RPI 101-150	RPI 150+				
16- 10	1- 4	1- 1	OVERALL	6- 3	3- 1	5- 1				
10- 4	0- 1	1- 0	HOME	5- 2	0- 1	4- 0				
4- 5	0- 2	0- 1	AWAY	1- 1	2- 0	1- 1				
2- 1	1- 1	0- 0	NEUTRAL	0- 0	1- 0	0- 0				
9- 2	1- 1	0- 0	NON-CONFERENCE	3- 0	1- 1	4- 0				
6- 1	0- 0	0- 0	HOME	3- 0	0- 1	3- 0				
1- 0	0- 0	0- 0	AWAY	0- 0	0- 0	1- 0				
2- 1	1- 1	0- 0	NEUTRAL	0- 0	1- 0	0- 0				
7- 8	0- 3	1- 1	CONFERENCE	3- 3	2- 0	1- 1				
4- 3	0- 1	1- 0	HOME	2- 2	0- 0	1- 0				
3- 5	0- 2	0- 1	AWAY	1- 1	2- 0	0- 1				
0- 0	0- 0	0- 0	NEUTRAL	0- 0	0- 0	0- 0				

RPI 1-25				RPI 26-50				RPI 51-100 Team's RPI: 63				RPI 101+			
RPI	S	Opponent	Score	RPI	S	Opponent	Score	RPI	S	Opponent	Score	RPI	S	Opponent	Score
5	A	Ohio St.	70 90	26	A	Michigan St.	56 68	55	A	Iowa	55 63	107	A	Northwestern	85 71
10	N	Stanford	65 71	44	H	Indiana	63 53	55	H	Iowa	90 73	116	H	Boston College	56 58
12	A	Maryland	59 73					60	H	Dayton	61 58	125	A	Penn St.	88 78
12	H	Maryland	67 87					66	A	Michigan	65 63	132	N	LSU	69 52
18	N	Louisville	62 60					66	H	Michigan	61 68	154	H	Illinois	69 65
								69	H	Nebraska	61 62	173	A	Wisconsin	57 64
								77	H	Ball St.	73 63	213	H	Ill.-Chicago	62 51
								78	H	Maine	56 33	283	H	Jacksonville St.	67 48
								79	H	Minnesota	84 72	321	A	North Florida	70 47
												324	H	Incarnate Word	95 27
LAST 12 Division I GAMES:															
55	A	Iowa	55 63	26	A	Michigan St.	56 68	55	H	Iowa	90 73				
66	H	Michigan	61 68	55	H	Iowa	90 73	69	H	Nebraska	61 62				
12	A	Maryland	59 73	5	A	Ohio St.	70 90	79	H	Minnesota	84 72				
173	A	Wisconsin	57 64	44	H	Indiana	63 53								
12	H	Maryland	67 87												
125	A	Penn St.	88 78												

Non-Div I Games:

Purdue

■ Loss,
 ■ Non-Conf,
 ■ S Site,
 ■ H Home
 ■ A Away
 N Neutral

Quinnipiac

Through Games Of Feb. 19, 2016

Average RPI Win: 229	WON-LOST	WINNING	LAST 10	STRENGTH OF	OPP. STRENGTH	TEAM	ADJ.	CONF.	ADJ CONF.
Average RPI Loss: 142	RECORD	PCT. RANK	GAMES	SCHEDULE	OF SCHEDULE	RPI	RPI	RPI	RPI
DIV. I ONLY	18- 7	62	9- 0	231	234	103	103	23	23
DIV. I NON-CONF.	5- 4	138	0- 0	59	164	87	87	24	24
TOTALS	RPI 1-25	RPI 26-50	W-L RECORDS	RPI 51-100	RPI 101-150	RPI 150+			
18- 7	0- 0	0- 0	OVERALL	1- 4	1- 0	16- 3			
11- 1	0- 0	0- 0	HOME	1- 0	1- 0	9- 1			
7- 5	0- 0	0- 0	AWAY	0- 0	0- 0	7- 1			
0- 1	0- 0	0- 0	NEUTRAL	0- 1	0- 0	0- 0			
5- 4	0- 0	0- 0	NON-CONFERENCE	1- 4	0- 0	4- 0			
3- 0	0- 0	0- 0	HOME	1- 0	0- 0	2- 0			
2- 3	0- 0	0- 0	AWAY	0- 3	0- 0	2- 0			
0- 1	0- 0	0- 0	NEUTRAL	0- 1	0- 0	0- 0			
13- 3	0- 0	0- 0	CONFERENCE	0- 0	1- 0	12- 3			
8- 1	0- 0	0- 0	HOME	0- 0	1- 0	7- 1			
5- 2	0- 0	0- 0	AWAY	0- 0	0- 0	5- 2			
0- 0	0- 0	0- 0	NEUTRAL	0- 0	0- 0	0- 0			

RPI S	Opponent	Score	RPI S	Opponent	Score	RPI S	Opponent	Score	RPI S	Opponent	Score	Team's RPI: 103
						61	A FGCU	70 71	115	H Iona	62 61	
						67	H Temple	58 56	160	A Northeastern	71 60	
						70	A Army West Point	57 67	178	A Marist	47 56	
						88	N Georgetown	68 80	178	H Marist	76 71	
						93	A Drexel	49 62	193	A Fairfield	64 55	
									194	A Canisius	80 68	
									194	H Canisius	63 54	
									208	H Hartford	71 69	
									220	A Siena	69 59	
									220	H Siena	94 52	
									234	H Manhattan	42 52	
									244	H Holy Cross	74 61	
									268	A Monmouth	60 63	
									268	H Monmouth	85 58	
									284	H Rider	64 51	
									290	A Vermont	77 65	
									307	A Niagara	61 54	
									307	H Niagara	70 52	
									334	A Saint Peter's	65 53	
									334	H Saint Peter's	66 49	
LAST 12 Division I GAMES:												
			178	H Marist	76 71		268	H Monmouth	85 58			
			334	A Saint Peter's	65 53		220	H Siena	94 52			
			115	H Iona	62 61		193	A Fairfield	64 55			
			307	H Niagara	70 52		194	A Canisius	80 68			
			220	A Siena	69 59		307	A Niagara	61 54			
			334	H Saint Peter's	66 49		194	H Canisius	63 54			

Non-Div I Games:

Quinnipiac

Loss, Non-Conf, S Site, H Home A Away N Neutral

Average RPI Win:	262	WON-LOST	WINNING	LAST 10	STRENGTH OF	OPP. STRENGTH	TEAM	ADJ.	CONF.	ADJ CONF.
Average RPI Loss:	156	RECORD	PCT. RANK	GAMES	SCHEDULE	OF SCHEDULE	RPI	RPI	RPI	RPI
DIV. I ONLY	11- 12	185	5- 5	204	283	200	200	28	28	
DIV. I NON-CONF.	2- 5	253	0- 0	165	104	239	239	29	29	
TOTALS	RPI 1-25	RPI 26-50	W-L RECORDS	RPI 51-100	RPI 101-150	RPI 150+				
11- 12	0- 0	0- 1	OVERALL	0- 2	1- 5	10- 4				
7- 3	0- 0	0- 0	HOME	0- 1	1- 1	6- 1				
4- 9	0- 0	0- 1	AWAY	0- 1	0- 4	4- 3				
0- 0	0- 0	0- 0	NEUTRAL	0- 0	0- 0	0- 0				
2- 5	0- 0	0- 1	NON-CONFERENCE	0- 0	1- 3	1- 1				
2- 0	0- 0	0- 0	HOME	0- 0	1- 0	1- 0				
0- 5	0- 0	0- 1	AWAY	0- 0	0- 3	0- 1				
0- 0	0- 0	0- 0	NEUTRAL	0- 0	0- 0	0- 0				
9- 7	0- 0	0- 0	CONFERENCE	0- 2	0- 2	9- 3				
5- 3	0- 0	0- 0	HOME	0- 1	0- 1	5- 1				
4- 4	0- 0	0- 0	AWAY	0- 1	0- 1	4- 2				
0- 0	0- 0	0- 0	NEUTRAL	0- 0	0- 0	0- 0				

RPI	S	Opponent	Score	RPI	S	Opponent	Score	RPI	S	Opponent	Score	RPI	S	Opponent	Score	Team's RPI: 200
47	A	North Carolina St.	52	67	98	A	Liberty	53	67	106	A	Youngstown St.	53	54		
					98	H	Liberty	43	49	121	A	Virginia Tech	40	47		
										124	A	UNC Asheville	48	58		
										124	H	UNC Asheville	46	54		
										145	A	Xavier	56	63		
										150	H	Davidson	79	68		
										166	H	George Mason	66	63		
										205	A	Gardner-Webb	50	54		
										205	H	Gardner-Webb	54	51		
										222	A	Presbyterian	64	53		
										247	A	High Point	66	71		
										247	H	High Point	54	56		
										279	H	Campbell	62	59		
										296	A	Coastal Caro.	49	36		
										296	H	Coastal Caro.	61	45		
										309	A	Wofford	70	79		
										312	H	Winthrop	66	44		
										316	A	Charleston So.	61	50		
										316	H	Charleston So.	55	40		
										323	A	Longwood	79	67		
LAST 12 Division I GAMES:																
124	A	UNC Asheville	48	58	247	H	High Point	54	56							
316	A	Charleston So.	61	50	205	A	Gardner-Webb	50	54							
205	H	Gardner-Webb	54	51	316	H	Charleston So.	55	40							
98	A	Liberty	53	67	323	A	Longwood	79	67							
296	A	Coastal Caro.	49	36	279	H	Campbell	62	59							
124	H	UNC Asheville	46	54	312	H	Winthrop	66	44							

Non-Div I Games: Concord 92 36 Lees-McRae 84 39

Radford

Loss, Non-Conf, S Site, H Home A Away N Neutral

Rhode Island

Through Games Of Feb. 19, 2016

Average RPI Win:	243	WON-LOST	WINNING	LAST 10	STRENGTH OF	OPP. STRENGTH	TEAM	ADJ.	CONF.	ADJ CONF.
Average RPI Loss:	101	RECORD	PCT. RANK	GAMES	SCHEDULE	OF SCHEDULE	RPI	RPI	RPI	RPI
DIV. I ONLY	11- 14	208	4- 6	174	116	202	202	7	7	
DIV. I NON-CONF.	6- 6	160	0- 0	281	204	223	223	8	8	
TOTALS	RPI 1-25	RPI 26-50	W-L RECORDS	RPI 51-100	RPI 101-150	RPI 150+				
11- 14	0- 3	0- 3	OVERALL	0- 2	2- 1	9- 5				
5- 8	0- 2	0- 2	HOME	0- 2	2- 0	3- 2				
6- 5	0- 1	0- 1	AWAY	0- 0	0- 1	6- 2				
0- 1	0- 0	0- 0	NEUTRAL	0- 0	0- 0	0- 1				
6- 6	0- 1	0- 1	NON-CONFERENCE	0- 0	1- 1	5- 3				
3- 3	0- 1	0- 1	HOME	0- 0	1- 0	2- 1				
3- 2	0- 0	0- 0	AWAY	0- 0	0- 1	3- 1				
0- 1	0- 0	0- 0	NEUTRAL	0- 0	0- 0	0- 1				
5- 8	0- 2	0- 2	CONFERENCE	0- 2	1- 0	4- 2				
2- 5	0- 1	0- 1	HOME	0- 2	1- 0	1- 1				
3- 3	0- 1	0- 1	AWAY	0- 0	0- 0	3- 1				
0- 0	0- 0	0- 0	NEUTRAL	0- 0	0- 0	0- 0				

RPI 1-25				RPI 26-50				RPI 51-100				RPI 101+ Team's RPI: 202			
RPI	S	Opponent	Score	RPI	S	Opponent	Score	RPI	S	Opponent	Score	RPI	S	Opponent	Score
16	H	Syracuse	54 57	29	A	George Washington	52 68	60	H	Dayton	53 67	111	H	Harvard	56 52
21	A	Duquesne	56 61	34	H	St. Bonaventure	56 69	97	H	VCU	36 49	142	A	Marshall	62 72
21	H	Duquesne	70 79	48	H	Albany (NY)	58 67					150	H	Davidson	78 62
												151	N	Hampton	54 59
												166	H	George Mason	65 68
												174	A	Fordham	42 50
												204	A	Brown	63 67
												207	A	Richmond	57 50
												228	H	Columbia	57 56
												231	A	Dartmouth	57 41
												232	A	Massachusetts	80 79
												252	H	Providence	55 64
												278	A	La Salle	72 61
												278	H	La Salle	62 52
												294	A	FIU	68 50
												318	H	UMass Lowell	72 64
												347	A	Boston U.	57 41
LAST 12 Division I GAMES:															
97	H	VCU	36 49	232	A	Massachusetts	80 79								
166	H	George Mason	65 68	150	H	Davidson	78 62								
21	A	Duquesne	56 61	278	A	La Salle	72 61								
60	H	Dayton	53 67	21	H	Duquesne	70 79								
278	H	La Salle	62 52	207	A	Richmond	57 50								
174	A	Fordham	42 50	29	A	George Washington	52 68								

Non-Div I Games:

Rhode Island

■ Loss,
■ Non-Conf,
■ S Site,
■ H Home
■ A Away
N Neutral

Average RPI Win:	212	WON-LOST	WINNING	LAST 10	STRENGTH OF	OPP. STRENGTH	TEAM	ADJ.	CONF.	ADJ CONF.
Average RPI Loss:	131	RECORD	PCT. RANK	GAMES	SCHEDULE	OF SCHEDULE	RPI	RPI	RPI	RPI
DIV. I ONLY	6- 18	289	3- 7	77	137	229	229	12	12	
DIV. I NON-CONF.	1- 10	330	0- 0	97	166	269	269	10	10	
TOTALS	RPI 1-25	RPI 26-50	W-L RECORDS	RPI 51-100	RPI 101-150	RPI 150+				
6- 18	0- 3	0- 2	OVERALL	0- 2	0- 3	6- 8				
3- 9	0- 1	0- 1	HOME	0- 2	0- 2	3- 3				
3- 9	0- 2	0- 1	AWAY	0- 0	0- 1	3- 5				
0- 0	0- 0	0- 0	NEUTRAL	0- 0	0- 0	0- 0				
1- 10	0- 3	0- 0	NON-CONFERENCE	0- 0	0- 1	1- 6				
0- 5	0- 1	0- 0	HOME	0- 0	0- 1	0- 3				
1- 5	0- 2	0- 0	AWAY	0- 0	0- 0	1- 3				
0- 0	0- 0	0- 0	NEUTRAL	0- 0	0- 0	0- 0				
5- 8	0- 0	0- 2	CONFERENCE	0- 2	0- 2	5- 2				
3- 4	0- 0	0- 1	HOME	0- 2	0- 1	3- 0				
2- 4	0- 0	0- 1	AWAY	0- 0	0- 1	2- 2				
0- 0	0- 0	0- 0	NEUTRAL	0- 0	0- 0	0- 0				

RPI 1-25				RPI 26-50				RPI 51-100				RPI 101+ Team's RPI: 229			
RPI	S	Opponent	Score	RPI	S	Opponent	Score	RPI	S	Opponent	Score	RPI	S	Opponent	Score
4	A	Baylor	38 89	27	H	UTEP	54 60	74	H	Middle Tenn.	60 61	111	H	Harvard	61 67
6	H	Texas	47 70	50	A	Western Ky.	49 52	83	H	Charlotte	58 69	141	H	UAB	55 64
14	A	Kentucky	39 72									142	A	Marshall	52 81
												152	A	Southern Miss.	62 68
												157	H	Old Dominion	68 46
												165	A	McNeese St.	53 61
												168	H	Loyola Chicago	50 57
												175	A	Louisiana Tech	61 63
												191	A	Fla. Atlantic	75 54
												217	A	North Texas	79 73
												217	H	North Texas	100 97
												226	A	Stephen F. Austin	45 59
												236	A	Sam Houston St.	58 46
												245	H	Texas Southern	66 69
												254	H	UTSA	49 48
												270	H	Houston	59 62
												311	A	A&M-Corpus Christi	55 60
LAST 12 Division I GAMES:															
191	A	Fla. Atlantic	75 54	74	H	Middle Tenn.	60 61								
157	H	Old Dominion	68 46	141	H	UAB	55 64								
83	H	Charlotte	58 69	142	A	Marshall	52 81								
152	A	Southern Miss.	62 68	50	A	Western Ky.	49 52								
175	A	Louisiana Tech	61 63	217	H	North Texas	100 97								
217	A	North Texas	79 73	254	H	UTSA	49 48								

Non-Div I Games:

Rice

■ Loss,
■ Non-Conf,
■ S Site,
■ H Home
■ A Away
N Neutral

Average RPI Win:	223	WON-LOST	WINNING	LAST 10	STRENGTH OF	OPP. STRENGTH	TEAM	ADJ.	CONF.	ADJ CONF.
Average RPI Loss:	105	RECORD	PCT. RANK	GAMES	SCHEDULE	OF SCHEDULE	RPI	RPI	RPI	RPI
DIV. I ONLY	11- 15	220	3- 7	158	96	207	207	7	7	
DIV. I NON-CONF.	7- 6	156	0- 0	286	129	213	213	8	8	
TOTALS	RPI 1-25	RPI 26-50	W-L RECORDS	RPI 51-100	RPI 101-150	RPI 150+				
11- 15	0- 1	0- 3	OVERALL	1- 5	0- 3	10- 3				
6- 7	0- 1	0- 2	HOME	1- 1	0- 1	5- 2				
3- 7	0- 0	0- 1	AWAY	0- 3	0- 2	3- 1				
2- 1	0- 0	0- 0	NEUTRAL	0- 1	0- 0	2- 0				
7- 6	0- 0	0- 1	NON-CONFERENCE	0- 2	0- 1	7- 2				
4- 2	0- 0	0- 1	HOME	0- 0	0- 0	4- 1				
1- 3	0- 0	0- 0	AWAY	0- 1	0- 1	1- 1				
2- 1	0- 0	0- 0	NEUTRAL	0- 1	0- 0	2- 0				
4- 9	0- 1	0- 2	CONFERENCE	1- 3	0- 2	3- 1				
2- 5	0- 1	0- 1	HOME	1- 1	0- 1	1- 1				
2- 4	0- 0	0- 1	AWAY	0- 2	0- 1	2- 0				
0- 0	0- 0	0- 0	NEUTRAL	0- 0	0- 0	0- 0				

RPI 1-25				RPI 26-50				RPI 51-100				RPI 101+ Team's RPI: 207			
RPI	S	Opponent	Score	RPI	S	Opponent	Score	RPI	S	Opponent	Score	RPI	S	Opponent	Score
21	H	Duquesne	44 65	29	H	George Washington	47 62	59	A	Saint Louis	48 73	104	A	Saint Joseph's	53 64
				34	A	St. Bonaventure	43 66	60	H	Dayton	48 60	114	A	Wake Forest	33 43
				36	H	James Madison	47 73	87	N	Marquette	80 98	150	H	Davidson	59 67
								91	A	Virginia	51 71	157	H	Old Dominion	62 57
								97	A	VCU	42 53	174	H	Fordham	52 48
								97	H	VCU	62 50	187	H	Eastern Ky.	81 62
												202	H	Rhode Island	50 57
												212	H	William & Mary	56 50
												219	H	Furman	62 69
												232	A	Massachusetts	74 68
												252	A	Providence	57 50
												253	H	UNCW	63 53
												266	A	Appalachian St.	59 73
												278	A	La Salle	60 43
												288	N	Wichita St.	63 50
												326	N	Lafayette	54 46
LAST 12 Division I GAMES:															
174	H	Fordham	52 48	21	H	Duquesne	44 65	97	H	VCU	42 53	232	A	Massachusetts	74 68
97	H	VCU	62 50	104	A	Saint Joseph's	53 64	202	H	Rhode Island	50 57	60	H	Dayton	48 60
150	H	Davidson	59 67	59	A	Saint Louis	48 73								
29	H	George Washington	47 62												
34	A	St. Bonaventure	43 66												

Non-Div I Games:

Richmond

■ Loss,
 ■ Non-Conf,
 ■ S Site,
 ■ H Home
 ■ A Away
 N Neutral

Average RPI Win: 292	WON-LOST	WINNING	LAST 10	STRENGTH OF	OPP. STRENGTH	TEAM	ADJ.	CONF.	ADJ CONF.
Average RPI Loss: 164	RECORD	PCT. RANK	GAMES	SCHEDULE	OF SCHEDULE	RPI	RPI	RPI	RPI
DIV. I ONLY	7- 19	286	4- 6	208	274	284	284	23	23
DIV. I NON-CONF.	3- 6	234	0- 0	62	311	193	193	24	24
TOTALS	RPI 1-25	RPI 26-50	W-L RECORDS	RPI 51-100	RPI 101-150	RPI 150+			
7- 19	0- 0	0- 1	OVERALL	0- 2	0- 4	7- 12			
4- 8	0- 0	0- 1	HOME	0- 0	0- 1	4- 6			
3- 9	0- 0	0- 0	AWAY	0- 1	0- 3	3- 5			
0- 2	0- 0	0- 0	NEUTRAL	0- 1	0- 0	0- 1			
3- 6	0- 0	0- 1	NON-CONFERENCE	0- 2	0- 1	3- 2			
2- 1	0- 0	0- 1	HOME	0- 0	0- 0	2- 0			
1- 3	0- 0	0- 0	AWAY	0- 1	0- 1	1- 1			
0- 2	0- 0	0- 0	NEUTRAL	0- 1	0- 0	0- 1			
4- 13	0- 0	0- 0	CONFERENCE	0- 0	0- 3	4- 10			
2- 7	0- 0	0- 0	HOME	0- 0	0- 1	2- 6			
2- 6	0- 0	0- 0	AWAY	0- 0	0- 2	2- 4			
0- 0	0- 0	0- 0	NEUTRAL	0- 0	0- 0	0- 0			

RPI	S	Opponent	Score	RPI	S	Opponent	Score	RPI	S	Opponent	Score	RPI	S	Opponent	Score	Team's RPI: 284
41	H	Princeton	59 78	68	N	Central Mich.	58 76	103	A	Quinnipiac	51 64	115	A	Iona	46 59	
				70	A	Army West Point	42 57	115	H	Iona	48 67	120	A	Pittsburgh	44 75	
								162	A	UMBC	53 58	162	N	UMBC	58 67	
								178	A	Marist	54 66	178	H	Marist	56 74	
								193	A	Fairfield	56 63	193	H	Fairfield	39 55	
								194	A	Canisius	49 60	194	H	Canisius	64 73	
								220	A	Siena	45 66	220	H	Siena	70 58	
								223	H	Lehigh	61 60	234	H	Manhattan	70 74	
								268	H	Monmouth	75 87	282	H	Towson	78 72	
								307	A	Niagara	76 72	307	H	Niagara	57 67	
								334	A	Saint Peter's	68 67	334	H	Saint Peter's	57 48	
								341	A	St. Francis Brooklyn	71 59					
LAST 12 Division I GAMES:																
334	H	Saint Peter's	57 48	193	A	Fairfield	56 63	234	H	Manhattan	70 74	268	H	Monmouth	75 87	
307	A	Niagara	76 72	220	H	Siena	70 58	193	H	Fairfield	39 55	307	H	Niagara	57 67	
194	A	Canisius	49 60	193	H	Fairfield	39 55									
334	A	Saint Peter's	68 67													
115	H	Iona	48 67													
178	H	Marist	56 74													

Non-Div I Games:

Rider

■ Loss,
 ■ Non-Conf,
 ■ S Site,
 ■ H Home
 ■ A Away
 N Neutral

Average RPI Win:	281	WON-LOST	WINNING	LAST 10	STRENGTH OF	OPP. STRENGTH	TEAM	ADJ.	CONF.	ADJ CONF.
Average RPI Loss:	185	RECORD	PCT. RANK	GAMES	SCHEDULE	OF SCHEDULE	RPI	RPI	RPI	RPI
DIV. I ONLY	13- 11	146	4- 6	291	330	196	196	30	30	
DIV. I NON-CONF.	5- 5	160	0- 0	179	132	135	135	32	32	
TOTALS	RPI 1-25	RPI 26-50	W-L RECORDS	RPI 51-100	RPI 101-150	RPI 150+				
13- 11	0- 1	0- 0	OVERALL	0- 2	0- 2	13- 6				
7- 2	0- 0	0- 0	HOME	0- 0	0- 1	7- 1				
6- 9	0- 0	0- 0	AWAY	0- 0	0- 0	6- 0				
0- 0	0- 0	0- 0	NEUTRAL	0- 0	0- 0	0- 0				
5- 5	0- 1	0- 0	NON-CONFERENCE	0- 2	0- 2	5- 0				
2- 1	0- 0	0- 0	HOME	0- 0	0- 1	2- 0				
3- 4	0- 1	0- 0	AWAY	0- 2	0- 1	3- 0				
0- 0	0- 0	0- 0	NEUTRAL	0- 0	0- 0	0- 0				
8- 6	0- 0	0- 0	CONFERENCE	0- 0	0- 0	8- 6				
5- 1	0- 0	0- 0	HOME	0- 0	0- 0	5- 1				
3- 5	0- 0	0- 0	AWAY	0- 0	0- 0	3- 5				
0- 0	0- 0	0- 0	NEUTRAL	0- 0	0- 0	0- 0				

RPI 1-25				RPI 26-50				RPI 51-100				RPI 101+ Team's RPI: 196			
RPI	S	Opponent	Score	RPI	S	Opponent	Score	RPI	S	Opponent	Score	RPI	S	Opponent	Score
20	A	Florida	52 79					55	A	Iowa	50 69	106	A	Youngstown St.	46 55
								83	A	Charlotte	73 94	146	H	Northern Ky.	70 72
												179	H	Delaware	53 50
												227	H	Morgan St.	76 44
												238	A	Sacred Heart	52 62
												238	H	Sacred Heart	78 63
												240	A	Bryant	65 71
												240	H	Bryant	55 53
												264	A	Saint Francis (PA)	54 62
												267	A	Central Conn. St.	39 48
												267	H	Central Conn. St.	72 55
												268	A	Monmouth	60 47
												275	A	Ga. Southern	64 49
												278	A	La Salle	76 45
												310	A	Fairleigh Dickinson	52 60
												310	H	Fairleigh Dickinson	68 83
												325	A	LIU Brooklyn	52 49
												337	A	Mt. St. Mary's	74 67
												337	H	Mt. St. Mary's	61 56
												341	A	St. Francis Brooklyn	62 53
												344	H	Wagner	64 44
LAST 12 Division I GAMES:															
238	A	Sacred Heart	52 62	267	A	Central Conn. St.	39 48								
310	A	Fairleigh Dickinson	52 60	240	A	Bryant	65 71								
267	H	Central Conn. St.	72 55	337	H	Mt. St. Mary's	61 56								
240	H	Bryant	55 53	310	H	Fairleigh Dickinson	68 83								
337	A	Mt. St. Mary's	74 67	325	A	LIU Brooklyn	52 49								
264	A	Saint Francis (PA)	54 62	341	A	St. Francis Brooklyn	62 53								

Non-Div I Games: West Va. Wesleyan 124 59

Robert Morris

■ Loss,
 ■ Non-Conf,
 ■ S Site,
 ■ H Home
 ■ A Away
 N Neutral

Average RPI Win:	119	WON-LOST	WINNING	LAST 10	STRENGTH OF	OPP. STRENGTH	TEAM	ADJ.	CONF.	ADJ CONF.
Average RPI Loss:	36	RECORD	PCT. RANK	GAMES	SCHEDULE	OF SCHEDULE	RPI	RPI	RPI	RPI
DIV. I ONLY	16- 11	114	4- 6	24	12	51	51	4	4	
DIV. I NON-CONF.	9- 3	69	0- 0	27	9	18	18	4	4	
TOTALS	RPI 1-25	RPI 26-50	W-L RECORDS	RPI 51-100	RPI 101-150	RPI 150+				
16- 11	1- 3	0- 5	OVERALL	5- 3	6- 0	4- 0				
10- 3	0- 1	0- 2	HOME	3- 0	4- 0	3- 0				
3- 8	0- 2	0- 3	AWAY	0- 3	2- 0	1- 0				
3- 0	1- 0	0- 0	NEUTRAL	2- 0	0- 0	0- 0				
9- 3	1- 1	0- 2	NON-CONFERENCE	3- 0	4- 0	1- 0				
5- 1	0- 0	0- 1	HOME	1- 0	3- 0	1- 0				
1- 2	0- 1	0- 1	AWAY	0- 0	1- 0	0- 0				
3- 0	1- 0	0- 0	NEUTRAL	2- 0	0- 0	0- 0				
7- 8	0- 2	0- 3	CONFERENCE	2- 3	2- 0	3- 0				
5- 2	0- 1	0- 1	HOME	2- 0	1- 0	2- 0				
2- 6	0- 1	0- 2	AWAY	0- 3	1- 0	1- 0				
0- 0	0- 0	0- 0	NEUTRAL	0- 0	0- 0	0- 0				

RPI 1-25				RPI 26-50				RPI 51-100				Team's RPI: 51	RPI 101+			
RPI	S	Opponent	Score	RPI	S	Opponent	Score	RPI	S	Opponent	Score		RPI	S	Opponent	Score
5	A	Ohio St.	78 90	26	A	Michigan St.	48 59	55	A	Iowa	65 69		104	A	Saint Joseph's	78 65
5	H	Ohio St.	58 67	26	H	Michigan St.	67 70	67	H	Temple	61 51		107	H	Northwestern	61 59
13	A	Florida St.	43 65	38	H	St. John's (NY)	62 69	69	A	Nebraska	54 65		115	H	Iona	58 33
23	N	Green Bay	54 43	39	A	Seton Hall	49 77	69	H	Nebraska	66 56		125	A	Penn St.	74 62
				44	A	Indiana	48 64	79	A	Minnesota	72 85		131	H	Arkansas	60 40
								79	H	Minnesota	66 55		132	H	LSU	69 57
								81	N	Tulane	75 51		154	A	Illinois	63 56
								91	N	Virginia	60 48		154	H	Illinois	67 54
													173	H	Wisconsin	61 41
													298	H	Savannah St.	65 26
LAST 12 Division I GAMES:																
				26	H	Michigan St.	67 70	44	A	Indiana	48 64					
				154	A	Illinois	63 56	5	H	Ohio St.	58 67					
				107	H	Northwestern	61 59	26	A	Michigan St.	48 59					
				125	A	Penn St.	74 62	69	A	Nebraska	54 65					
				79	A	Minnesota	72 85	154	H	Illinois	67 54					
				69	H	Nebraska	66 56	5	A	Ohio St.	78 90					

Non-Div I Games:

Rutgers

■ Loss,
■ Non-Conf,
■ S Site,
■ H Home
■ A Away
N Neutral

SIUE				STRENGTH OF SCHEDULE	OPP. STRENGTH OF SCHEDULE	TEAM RPI	ADJ. RPI	CONF. RPI	ADJ CONF. RPI
Average RPI Win:	245	WON-LOST RECORD	WINNING PCT. RANK						
Average RPI Loss:	153		LAST 10 GAMES						
DIV. I ONLY	15- 11	127	7- 3	227	258	163	163	24	24
DIV. I NON-CONF.	5- 8	209	0- 0	119	257	175	175	23	23

TOTALS	RPI 1-25	RPI 26-50	W-L RECORDS	RPI 51-100	RPI 101-150	RPI 150+			
15- 11	0- 1	0- 1	OVERALL	1- 2	1- 2	13- 5			
9- 3	0- 0	0- 0	HOME	1- 1	1- 1	7- 1			
6- 7	0- 1	0- 1	AWAY	0- 1	0- 1	6- 3			
0- 1	0- 0	0- 0	NEUTRAL	0- 0	0- 0	0- 1			
5- 8	0- 1	0- 1	NON-CONFERENCE	1- 1	0- 2	4- 3			
3- 1	0- 0	0- 0	HOME	1- 0	0- 1	2- 0			
2- 6	0- 1	0- 1	AWAY	0- 1	0- 1	2- 2			
0- 1	0- 0	0- 0	NEUTRAL	0- 0	0- 0	0- 1			
10- 3	0- 0	0- 0	CONFERENCE	0- 1	1- 0	9- 2			
6- 2	0- 0	0- 0	HOME	0- 1	1- 0	5- 1			
4- 1	0- 0	0- 0	AWAY	0- 0	0- 0	4- 1			
0- 0	0- 0	0- 0	NEUTRAL	0- 0	0- 0	0- 0			

RPI 1-25				RPI 26-50				RPI 51-100				RPI 101+ Team's RPI: 163			
RPI	S	Opponent	Score	RPI	S	Opponent	Score	RPI	S	Opponent	Score	RPI	S	Opponent	Score
17	A	Oklahoma St.	61 86	35	A	Missouri	46 75	59	H	Saint Louis	71 64	102	H	Belmont	73 60
								68	A	Central Mich.	65 78	126	H	IUPUI	67 85
								94	H	UT Martin	79 85	133	A	Southern Ill.	57 71
												187	H	Eastern Ky.	89 74
												195	H	Southeast Mo. St.	80 73
												221	A	Western Ill.	74 78
												226	N	Stephen F. Austin	74 82
												242	A	Valparaiso	56 69
												257	H	Omaha	90 86
												259	H	Northern Ill.	93 67
												261	A	Murray St.	64 61
												261	H	Murray St.	76 79
												263	A	Tennessee St.	61 73
												271	A	Austin Peay	72 61
												271	H	Austin Peay	94 75
												276	A	Tennessee Tech	83 68
												283	A	Jacksonville St.	62 57
												299	A	UMKC	63 58
												300	H	Morehead St.	90 81
												313	A	Illinois St.	65 57
												339	H	Eastern Ill.	87 75
LAST 12 Division I GAMES:															
271	H	Austin Peay	94 75	195	H	Southeast Mo. St.	80 73								
261	H	Murray St.	76 79	187	H	Eastern Ky.	89 74								
94	H	UT Martin	79 85	300	H	Morehead St.	90 81								
339	H	Eastern Ill.	87 75	263	A	Tennessee St.	61 73								
271	A	Austin Peay	72 61	102	H	Belmont	73 60								
261	A	Murray St.	64 61	276	A	Tennessee Tech	83 68								

Non-Div I Games:

SIUE

■ Loss,
 ■ Non-Conf,
 ■ S Site,
 ■ H Home
 ■ A Away
 N Neutral

SMU				STRENGTH OF SCHEDULE	OPP. STRENGTH OF SCHEDULE	TEAM RPI	ADJ. RPI	CONF. RPI	ADJ CONF. RPI
Average RPI Win:	191	WON-LOST RECORD	WINNING PCT. RANK						
Average RPI Loss:	80		LAST 10 GAMES						
DIV. I ONLY	12- 13	181	5- 5	104	61	153	153	9	9
DIV. I NON-CONF.	5- 6	180	0- 0	151	21	191	191	7	7

TOTALS	RPI 1-25	RPI 26-50	W-L RECORDS	RPI 51-100	RPI 101-150	RPI 150+			
12- 13	0- 3	0- 3	OVERALL	1- 4	3- 0	8- 3			
8- 6	0- 2	0- 1	HOME	1- 2	2- 0	5- 1			
2- 6	0- 1	0- 1	AWAY	0- 2	0- 0	2- 2			
2- 1	0- 0	0- 1	NEUTRAL	0- 0	1- 0	1- 0			
5- 6	0- 2	0- 1	NON-CONFERENCE	0- 1	2- 0	3- 2			
3- 3	0- 1	0- 0	HOME	0- 1	1- 0	2- 1			
0- 2	0- 1	0- 0	AWAY	0- 0	0- 0	0- 1			
2- 1	0- 0	0- 1	NEUTRAL	0- 0	1- 0	1- 0			
7- 7	0- 1	0- 2	CONFERENCE	1- 3	1- 0	5- 1			
5- 3	0- 1	0- 1	HOME	1- 1	1- 0	3- 0			
2- 4	0- 0	0- 1	AWAY	0- 2	0- 0	2- 1			
0- 0	0- 0	0- 0	NEUTRAL	0- 0	0- 0	0- 0			

RPI 1-25				RPI 26-50				RPI 51-100				RPI 101+ Team's RPI: 153			
RPI	S	Opponent	Score	RPI	S	Opponent	Score	RPI	S	Opponent	Score	RPI	S	Opponent	Score
3	H	UConn	37 90	33	N	Mississippi St.	70 72	67	A	Temple	35 55	105	H	Memphis	58 49
9	H	Arizona St.	57 64	42	A	South Fla.	56 83	67	H	Temple	69 67	119	N	Arizona	58 46
15	A	Texas A&M	55 67	42	H	South Fla.	48 66	81	A	Tulane	64 76	128	H	Northwestern St.	74 36
								81	H	Tulane	42 54	171	H	New Mexico	58 63
								92	H	TCU	79 89	172	H	East Carolina	74 67
												189	A	Tulsa	54 56
												189	H	Tulsa	62 45
												205	N	Gardner-Webb	69 61
												209	A	Cincinnati	73 55
												211	H	Kansas	73 64
												217	A	North Texas	57 60
												270	A	Houston	50 48
												272	H	UCF	65 50
												340	H	Cal St. Fullerton	74 53
LAST 12 Division I GAMES:															
189	H	Tulsa	62 45	209	A	Cincinnati	73 55	3	H	UConn	37 90				
81	A	Tulane	64 76	81	H	Tulane	42 54	105	H	Memphis	58 49				
172	H	East Carolina	74 67	270	A	Houston	50 48	270	A	Houston	50 48				
272	H	UCF	65 50	42	A	South Fla.	56 83								
67	A	Temple	35 55												
42	H	South Fla.	48 66												

Non-Div I Games:

SMU

■ Loss,
 ■ Non-Conf,
 ■ S Site,
 ■ H Home
 ■ A Away
 N Neutral

Average RPI Win:	240	WON-LOST	WINNING	LAST 10	STRENGTH OF	OPP. STRENGTH	TEAM	ADJ.	CONF.	ADJ CONF.
Average RPI Loss:	135	RECORD	PCT. RANK	GAMES	SCHEDULE	OF SCHEDULE	RPI	RPI	RPI	RPI
DIV. I ONLY	10- 14	225	5- 5	72	312	170	170	20	20	
DIV. I NON-CONF.	3- 8	258	0- 0	102	127	204	204	22	22	
TOTALS	RPI 1-25	RPI 26-50	W-L RECORDS	RPI 51-100	RPI 101-150	RPI 150+				
10- 14	0- 1	0- 0	OVERALL	0- 3	0- 3	10- 7				
5- 6	0- 1	0- 0	HOME	0- 0	0- 3	5- 2				
5- 7	0- 0	0- 0	AWAY	0- 2	0- 0	5- 5				
0- 1	0- 0	0- 0	NEUTRAL	0- 1	0- 0	0- 0				
3- 8	0- 1	0- 0	NON-CONFERENCE	0- 3	0- 2	3- 2				
1- 3	0- 1	0- 0	HOME	0- 0	0- 2	1- 0				
2- 4	0- 0	0- 0	AWAY	0- 2	0- 0	2- 2				
0- 1	0- 0	0- 0	NEUTRAL	0- 1	0- 0	0- 0				
7- 6	0- 0	0- 0	CONFERENCE	0- 0	0- 1	7- 5				
4- 3	0- 0	0- 0	HOME	0- 0	0- 1	4- 2				
3- 3	0- 0	0- 0	AWAY	0- 0	0- 0	3- 3				
0- 0	0- 0	0- 0	NEUTRAL	0- 0	0- 0	0- 0				

RPI 1-25				RPI 26-50				RPI 51-100				RPI 101+ Team's RPI: 170			
RPI	S	Opponent	Score	RPI	S	Opponent	Score	RPI	S	Opponent	Score	RPI	S	Opponent	Score
7	H	UCLA	76 109					54	N	Villanova	54 78	101	H	San Francisco	94 95
								82	A	California	99 117	123	H	Hawaii	72 74
								96	A	New Mexico St.	77 80	136	H	Idaho	88 98
												159	A	Montana St.	99 116
												159	H	Montana St.	79 80
												171	A	New Mexico	71 84
												182	A	UC Davis	92 77
												184	A	Eastern Wash.	94 91
												184	H	Eastern Wash.	83 100
												198	A	Cal Poly	72 97
												199	A	Weber St.	66 77
												199	H	Weber St.	87 64
												201	A	Utah St.	95 86
												214	A	Montana	83 90
												214	H	Montana	83 75
												225	A	Idaho St.	68 59
												225	H	Idaho St.	83 62
												320	A	Portland St.	126 78
												320	H	Portland St.	132 91
												332	H	UC Irvine	126 78
LAST 12 Division I GAMES:															
184	A	Eastern Wash.	94 91	136	H	Idaho	88 98								
225	H	Idaho St.	83 62	320	A	Portland St.	126 78								
199	H	Weber St.	87 64	199	A	Weber St.	66 77								
159	A	Montana St.	99 116	225	A	Idaho St.	68 59								
214	A	Montana	83 90	214	H	Montana	83 75								
184	H	Eastern Wash.	83 100	159	H	Montana St.	79 80								

Non-Div I Games:

Sacramento St.

■ Loss,
 ■ Non-Conf,
 ■ S Site,
 ■ H Home
 ■ A Away
 N Neutral

Sacred Heart

Through Games Of Feb. 19, 2016

Average RPI Win:	299	WON-LOST	WINNING	LAST 10	STRENGTH OF	OPP. STRENGTH	TEAM	ADJ.	CONF.	ADJ CONF.
Average RPI Loss:	170	RECORD	PCT. RANK	GAMES	SCHEDULE	OF SCHEDULE	RPI	RPI	RPI	RPI
DIV. I ONLY	14- 11	137	9- 1	318	332	238	238	30	30	
DIV. I NON-CONF.	2- 9	296	0- 0	241	190	311	311	32	32	
TOTALS	RPI 1-25	RPI 26-50	W-L RECORDS	RPI 51-100	RPI 101-150	RPI 150+				
14- 11	0- 0	0- 1	OVERALL	0- 1	0- 3	14- 6				
8- 4	0- 0	0- 0	HOME	0- 0	0- 1	8- 3				
5- 6	0- 0	0- 1	AWAY	0- 1	0- 1	5- 3				
1- 1	0- 0	0- 0	NEUTRAL	0- 0	0- 1	1- 0				
2- 9	0- 0	0- 1	NON-CONFERENCE	0- 1	0- 3	2- 4				
1- 3	0- 0	0- 0	HOME	0- 0	0- 1	1- 2				
0- 5	0- 0	0- 1	AWAY	0- 1	0- 1	0- 2				
1- 1	0- 0	0- 0	NEUTRAL	0- 0	0- 1	1- 0				
12- 2	0- 0	0- 0	CONFERENCE	0- 0	0- 0	12- 2				
7- 1	0- 0	0- 0	HOME	0- 0	0- 0	7- 1				
5- 1	0- 0	0- 0	AWAY	0- 0	0- 0	5- 1				
0- 0	0- 0	0- 0	NEUTRAL	0- 0	0- 0	0- 0				

RPI S	Opponent	Score	RPI S	Opponent	Score	RPI S	Opponent	Score	RPI S	Opponent	Score	Team's RPI: 238
38	A St. John's (NY)	54 67	67	A Temple	62 92	125	A Penn St.	46 83	134	N La.-Lafayette	58 60	
						140	H Buffalo	53 66	193	A Fairfield	50 61	
						196	A Robert Morris	63 78	196	H Robert Morris	62 52	
						208	H Hartford	67 68	235	H Binghamton	69 60	
						237	H New Hampshire	69 81	240	H Bryant	59 61	
						264	A Saint Francis (PA)	81 77	267	A Central Conn. St.	61 57	
						267	H Central Conn. St.	79 69	290	A Vermont	51 53	
						296	N Coastal Caro.	71 62	310	H Fairleigh Dickinson	72 61	
						325	A LIU Brooklyn	62 53	325	H LIU Brooklyn	71 47	
						337	H Mt. St. Mary's	61 58	341	A St. Francis Brooklyn	68 51	
						341	H St. Francis Brooklyn	63 55	344	A Wagner	77 73	
						344	H Wagner	73 62	344	H Wagner	73 62	
LAST 12 Division I GAMES:												
196	H Robert Morris	62 52	337	H Mt. St. Mary's	61 58							
267	H Central Conn. St.	79 69	344	A Wagner	77 73							
325	H LIU Brooklyn	71 47	267	A Central Conn. St.	61 57							
341	H St. Francis Brooklyn	63 55	341	A St. Francis Brooklyn	68 51							
325	A LIU Brooklyn	62 53	344	H Wagner	73 62							
240	H Bryant	59 61	310	H Fairleigh Dickinson	72 61							

Non-Div I Games:

Sacred Heart

■ Loss,
 ■ Non-Conf,
 ■ S Site,
 ■ Home
 ■ A Away
 N Neutral

Average RPI Win:	307	WON-LOST	WINNING	LAST 10	STRENGTH OF	OPP. STRENGTH	TEAM	ADJ.	CONF.	ADJ CONF.
Average RPI Loss:	187	RECORD	PCT. RANK	GAMES	SCHEDULE	OF SCHEDULE	RPI	RPI	RPI	RPI
DIV. I ONLY	10- 14	225	6- 4	300	336	264	264	30	30	
DIV. I NON-CONF.	1- 9	325	0- 0	152	153	302	302	32	32	
TOTALS	RPI 1-25	RPI 26-50	W-L RECORDS	RPI 51-100	RPI 101-150	RPI 150+				
10- 14	0- 1	0- 1	OVERALL	0- 0	0- 2	10- 10				
6- 3	0- 0	0- 0	HOME	0- 0	0- 1	6- 2				
4- 10	0- 1	0- 1	AWAY	0- 0	0- 1	4- 7				
0- 1	0- 0	0- 0	NEUTRAL	0- 0	0- 0	0- 1				
1- 9	0- 1	0- 1	NON-CONFERENCE	0- 0	0- 2	1- 5				
1- 1	0- 0	0- 0	HOME	0- 0	0- 1	1- 0				
0- 7	0- 1	0- 1	AWAY	0- 0	0- 1	0- 4				
0- 1	0- 0	0- 0	NEUTRAL	0- 0	0- 0	0- 1				
9- 5	0- 0	0- 0	CONFERENCE	0- 0	0- 0	9- 5				
5- 2	0- 0	0- 0	HOME	0- 0	0- 0	5- 2				
4- 3	0- 0	0- 0	AWAY	0- 0	0- 0	4- 3				
0- 0	0- 0	0- 0	NEUTRAL	0- 0	0- 0	0- 0				

RPI 1-25				RPI 26-50				RPI 51-100				RPI 101+ Team's RPI: 264			
RPI	S	Opponent	Score	RPI	S	Opponent	Score	RPI	S	Opponent	Score	RPI	S	Opponent	Score
20	A	Florida	65 122	31	A	Ohio	65 91					120	H	Pittsburgh	59 74
												142	A	Marshall	73 81
												169	A	Cornell	69 75
												187	N	Eastern Ky.	82 88
												194	A	Canisius	52 77
												196	H	Robert Morris	62 54
												209	A	Cincinnati	86 93
												228	A	Columbia	78 82
												238	H	Sacred Heart	77 81
												240	A	Bryant	72 84
												240	H	Bryant	85 72
												267	A	Central Conn. St.	51 66
												267	H	Central Conn. St.	59 79
												296	H	Coastal Caro.	106 74
												310	A	Fairleigh Dickinson	72 73
												310	H	Fairleigh Dickinson	87 67
												325	A	LIU Brooklyn	84 75
												337	A	Mt. St. Mary's	73 64
												337	H	Mt. St. Mary's	87 57
												341	A	St. Francis Brooklyn	83 76
												344	A	Wagner	87 74
												344	H	Wagner	93 78
LAST 12 Division I GAMES:															
344	A	Wagner	87 74	240	A	Bryant	72 84								
337	A	Mt. St. Mary's	73 64	267	A	Central Conn. St.	51 66								
240	H	Bryant	85 72	310	H	Fairleigh Dickinson	87 67								
267	H	Central Conn. St.	59 79	337	H	Mt. St. Mary's	87 57								
310	A	Fairleigh Dickinson	72 73	341	A	St. Francis Brooklyn	83 76								
196	H	Robert Morris	62 54	325	A	LIU Brooklyn	84 75								

Non-Div I Games: Pitt.-Johnstown 82 78

Saint Francis (PA)

■ Loss,
 ■ Non-Conf,
 ■ S Site,
 ■ Home
 ■ A Away
 N Neutral

Saint Joseph's

Through Games Of Feb. 19, 2016

Average RPI Win:	148	WON-LOST	WINNING	LAST 10	STRENGTH OF	OPP. STRENGTH	TEAM	ADJ.	CONF.	ADJ CONF.
Average RPI Loss:	82	RECORD	PCT. RANK	GAMES	SCHEDULE	OF SCHEDULE	RPI	RPI	RPI	RPI
DIV. I ONLY	11- 14	208	3- 7	13	82	104	104	7	7	
DIV. I NON-CONF.	6- 6	160	0- 0	3	45	52	52	8	8	
TOTALS	RPI 1-25	RPI 26-50	W-L RECORDS	RPI 51-100	RPI 101-150	RPI 150+				
11- 14	0- 2	1- 3	OVERALL	4- 5	0- 1	6- 3				
7- 7	0- 1	1- 2	HOME	2- 3	0- 1	4- 0				
4- 7	0- 1	0- 1	AWAY	2- 2	0- 0	2- 3				
0- 0	0- 0	0- 0	NEUTRAL	0- 0	0- 0	0- 0				
6- 6	0- 1	1- 1	NON-CONFERENCE	3- 3	0- 1	2- 0				
4- 4	0- 1	1- 1	HOME	2- 1	0- 1	1- 0				
2- 2	0- 0	0- 0	AWAY	1- 2	0- 0	1- 0				
0- 0	0- 0	0- 0	NEUTRAL	0- 0	0- 0	0- 0				
5- 8	0- 1	0- 2	CONFERENCE	1- 2	0- 0	4- 3				
3- 3	0- 0	0- 1	HOME	0- 2	0- 0	3- 0				
2- 5	0- 1	0- 1	AWAY	1- 0	0- 0	1- 3				
0- 0	0- 0	0- 0	NEUTRAL	0- 0	0- 0	0- 0				

RPI 1-25				RPI 26-50				RPI 51-100				RPI 101+ Team's RPI: 104			
RPI	S	Opponent	Score	RPI	S	Opponent	Score	RPI	S	Opponent	Score	RPI	S	Opponent	Score
1	H	Notre Dame	55 91	29	H	George Washington	45 70	51	H	Rutgers	65 78	115	H	Iona	75 81
21	A	Duquesne	59 73	32	H	Penn	50 46	54	A	Villanova	49 55	162	H	UMBC	104 45
				34	A	St. Bonaventure	51 65	59	H	Saint Louis	66 77	166	A	George Mason	41 55
				39	H	Seton Hall	54 66	60	H	Dayton	61 71	174	A	Fordham	40 47
								67	A	Temple	70 67	174	H	Fordham	61 51
								68	H	Central Mich.	76 66	207	H	Richmond	64 53
								71	A	Hofstra	62 75	223	A	Lehigh	63 62
								93	H	Drexel	53 46	232	A	Massachusetts	62 58
								97	A	VCU	66 63	278	A	La Salle	70 75
												278	H	La Salle	64 55
LAST 12 Division I GAMES:															
278	A	La Salle	70 75	60	H	Dayton	61 71								
21	A	Duquesne	59 73	59	H	Saint Louis	66 77								
174	H	Fordham	61 51	174	A	Fordham	40 47								
166	A	George Mason	41 55	207	H	Richmond	64 53								
278	H	La Salle	64 55	97	A	VCU	66 63								
34	A	St. Bonaventure	51 65	232	A	Massachusetts	62 58								

Non-Div I Games:

Saint Joseph's

■ Loss,
 ■ Non-Conf,
 ■ S Site,
 ■ H Home
 ■ A Away
 N Neutral

Saint Louis

Through Games Of Feb. 19, 2016

Average RPI Win:	188	WON-LOST	WINNING	LAST 10	STRENGTH OF	OPP. STRENGTH	TEAM	ADJ.	CONF.	ADJ CONF.
Average RPI Loss:	92	RECORD	PCT. RANK	GAMES	SCHEDULE	OF SCHEDULE	RPI	RPI	RPI	RPI
DIV. I ONLY	19- 6	44	8- 2	161	127	59	59	7	7	
DIV. I NON-CONF.	9- 3	69	0- 0	247	288	96	96	8	8	
TOTALS	RPI 1-25	RPI 26-50	W-L RECORDS	RPI 51-100	RPI 101-150	RPI 150+				
19- 6	1- 0	0- 2	OVERALL	2- 2	5- 0	11- 2				
10- 1	1- 0	0- 0	HOME	1- 0	1- 0	7- 1				
8- 5	0- 0	0- 2	AWAY	1- 2	4- 0	3- 1				
1- 0	0- 0	0- 0	NEUTRAL	0- 0	0- 0	1- 0				
9- 3	0- 0	0- 0	NON-CONFERENCE	0- 2	2- 0	7- 1				
4- 0	0- 0	0- 0	HOME	0- 0	0- 0	4- 0				
4- 3	0- 0	0- 0	AWAY	0- 2	2- 0	2- 1				
1- 0	0- 0	0- 0	NEUTRAL	0- 0	0- 0	1- 0				
10- 3	1- 0	0- 2	CONFERENCE	2- 0	3- 0	4- 1				
6- 1	1- 0	0- 0	HOME	1- 0	1- 0	3- 1				
4- 2	0- 0	0- 2	AWAY	1- 0	2- 0	1- 0				
0- 0	0- 0	0- 0	NEUTRAL	0- 0	0- 0	0- 0				

RPI 1-25				RPI 26-50				RPI 51-100				Team's RPI: 59	RPI 101+			
RPI	S	Opponent	Score	RPI	S	Opponent	Score	RPI	S	Opponent	Score		RPI	S	Opponent	Score
21	H	Duquesne	84 81	29	A	George Washington	80 89	60	H	Dayton	70 56		104	A	Saint Joseph's	77 66
				34	A	St. Bonaventure	59 80	77	A	Ball St.	70 79		105	A	Memphis	63 57
								81	A	Tulane	58 66		113	A	Mercer	68 60
								97	A	VCU	77 72		150	A	Davidson	79 50
													150	H	Davidson	88 51
													163	A	SIUE	64 71
													166	A	George Mason	61 50
													166	H	George Mason	63 73
													189	H	Tulsa	82 73
													195	H	Southeast Mo. St.	67 52
													207	H	Richmond	73 48
													230	A	Indiana St.	62 52
													232	H	Massachusetts	69 49
													278	H	La Salle	79 70
													292	N	Cleveland St.	76 65
													304	H	Bradley	75 58
													339	H	Eastern Ill.	78 47
													345	A	Alabama A&M	91 60
LAST 12 Division I GAMES:																
21	H	Duquesne	84 81	278	H	La Salle	79 70									
150	H	Davidson	88 51	104	A	Saint Joseph's	77 66									
34	A	St. Bonaventure	59 80	60	H	Dayton	70 56									
207	H	Richmond	73 48	232	H	Massachusetts	69 49									
29	A	George Washington	80 89	150	A	Davidson	79 50									
166	A	George Mason	61 50	97	A	VCU	77 72									

Non-Div I Games: Mo.-St. Louis 67 31

Saint Louis

■ Loss,
 ■ Non-Conf,
 ■ S Site,
 ■ Home
 ■ A Away
 N Neutral

Saint Peter's

Through Games Of Feb. 19, 2016

Average RPI Win:	252	WON-LOST	WINNING	LAST 10	STRENGTH OF	OPP. STRENGTH	TEAM	ADJ.	CONF.	ADJ CONF.
Average RPI Loss:	200	RECORD	PCT. RANK	GAMES	SCHEDULE	OF SCHEDULE	RPI	RPI	RPI	RPI
DIV. I ONLY	4- 22	329	0- 10	243	286	334	334	23	23	
DIV. I NON-CONF.	2- 7	280	0- 0	157	343	295	295	24	24	
TOTALS	RPI 1-25	RPI 26-50	W-L RECORDS	RPI 51-100	RPI 101-150	RPI 150+				
4- 22	0- 1	0- 1	OVERALL	0- 0	0- 4	4- 16				
4- 10	0- 1	0- 0	HOME	0- 0	0- 3	4- 6				
0- 12	0- 0	0- 0	AWAY	0- 0	0- 1	0- 0				
0- 0	0- 0	0- 0	NEUTRAL	0- 0	0- 0	0- 0				
2- 7	0- 1	0- 1	NON-CONFERENCE	0- 0	0- 1	2- 4				
2- 3	0- 1	0- 0	HOME	0- 0	0- 1	2- 1				
0- 4	0- 0	0- 1	AWAY	0- 0	0- 0	0- 3				
0- 0	0- 0	0- 0	NEUTRAL	0- 0	0- 0	0- 0				
2- 15	0- 0	0- 0	CONFERENCE	0- 0	0- 3	2- 12				
2- 7	0- 0	0- 0	HOME	0- 0	0- 2	2- 5				
0- 8	0- 0	0- 0	AWAY	0- 0	0- 1	0- 7				
0- 0	0- 0	0- 0	NEUTRAL	0- 0	0- 0	0- 0				

RPI 1-25				RPI 26-50				RPI 51-100				RPI 101+ Team's RPI: 334			
RPI	S	Opponent	Score	RPI	S	Opponent	Score	RPI	S	Opponent	Score	RPI	S	Opponent	Score
21	H	Duquesne	38 63	39	A	Seton Hall	65 81					103	A	Quinnipiac	49 66
												103	H	Quinnipiac	53 65
												115	H	Iona	51 65
												139	H	Stony Brook	35 69
												178	A	Marist	46 69
												178	H	Marist	55 74
												193	A	Fairfield	49 76
												193	H	Fairfield	56 46
												194	A	Canisius	42 54
												194	H	Canisius	53 60
												204	H	Brown	79 67
												220	A	Siena	58 59
												220	H	Siena	55 64
												223	A	Lehigh	42 74
												233	H	Navy	39 50
												234	A	Manhattan	47 64
												268	H	Monmouth	67 62
												284	A	Rider	48 57
												284	H	Rider	67 68
												307	A	Niagara	46 51
												307	H	Niagara	48 52
												310	A	Fairleigh Dickinson	52 73
												326	A	Lafayette	69 72
												341	H	St. Francis Brooklyn	44 40
LAST 12 Division I GAMES:															
284	A	Rider	48 57	220	H	Siena	55 64								
103	H	Quinnipiac	53 65	178	A	Marist	46 69								
193	A	Fairfield	49 76	234	A	Manhattan	47 64								
284	H	Rider	67 68	307	A	Niagara	46 51								
178	H	Marist	55 74	194	A	Canisius	42 54								
103	A	Quinnipiac	49 66	193	H	Fairfield	56 46								

Non-Div I Games:

Saint Peter's

■ Loss,
 ■ Non-Conf,
 ■ S Site,
 ■ H Home
 ■ A Away
 N Neutral

Average RPI Win:	295	WON-LOST	WINNING	LAST 10	STRENGTH OF	OPP. STRENGTH	TEAM	ADJ.	CONF.	ADJ CONF.
Average RPI Loss:	146	RECORD	PCT. RANK	GAMES	SCHEDULE	OF SCHEDULE	RPI	RPI	RPI	RPI
DIV. I ONLY	7- 14	262	3- 7	206	226	236	236	26	26	
DIV. I NON-CONF.	2- 6	272	0- 0	75	65	160	160	26	26	
TOTALS	RPI 1-25	RPI 26-50	W-L RECORDS	RPI 51-100	RPI 101-150	RPI 150+				
7- 14	0- 2	0- 1	OVERALL	0- 3	0- 2	7- 6				
3- 3	0- 0	0- 0	HOME	0- 1	0- 0	3- 2				
4- 10	0- 1	0- 1	AWAY	0- 2	0- 2	4- 4				
0- 1	0- 1	0- 0	NEUTRAL	0- 0	0- 0	0- 0				
2- 6	0- 2	0- 1	NON-CONFERENCE	0- 1	0- 1	2- 1				
0- 1	0- 0	0- 0	HOME	0- 0	0- 0	0- 1				
2- 4	0- 1	0- 1	AWAY	0- 1	0- 1	2- 0				
0- 1	0- 1	0- 0	NEUTRAL	0- 0	0- 0	0- 0				
5- 8	0- 0	0- 0	CONFERENCE	0- 2	0- 1	5- 5				
3- 2	0- 0	0- 0	HOME	0- 1	0- 0	3- 1				
2- 6	0- 0	0- 0	AWAY	0- 1	0- 1	2- 4				
0- 0	0- 0	0- 0	NEUTRAL	0- 0	0- 0	0- 0				

RPI 1-25				RPI 26-50				RPI 51-100				RPI 101+ Team's RPI: 236			
RPI	S	Opponent	Score	RPI	S	Opponent	Score	RPI	S	Opponent	Score	RPI	S	Opponent	Score
6	A	Texas	49 83	49	A	Kansas St.	50 78	62	A	Abilene Christian	55 67	128	A	Northwestern St.	49 69
13	N	Florida St.	37 94					62	H	Abilene Christian	76 87	131	A	Arkansas	47 67
								92	A	TCU	59 85	165	A	McNeese St.	79 82
												226	A	Stephen F. Austin	63 70
												229	H	Rice	46 58
												245	A	Texas Southern	53 51
												246	A	Houston Baptist	63 67
												246	H	Houston Baptist	78 70
												281	A	Lamar	78 76
												311	A	A&M-Corpus Christi	71 81
												314	H	Southeastern La.	80 56
												319	H	Nicholls St.	63 67
												324	A	Incarinate Word	65 60
												325	A	LIU Brooklyn	63 56
												333	H	New Orleans	64 52
LAST 12 Division I GAMES:															
246	H	Houston Baptist	78 70	62	H	Abilene Christian	76 87								
62	A	Abilene Christian	55 67	165	A	McNeese St.	79 82								
311	A	A&M-Corpus Christi	71 81	319	H	Nicholls St.	63 67								
246	A	Houston Baptist	63 67	333	H	New Orleans	64 52								
281	A	Lamar	78 76	314	H	Southeastern La.	80 56								
226	A	Stephen F. Austin	63 70	128	A	Northwestern St.	49 69								

Non-Div I Games: LSU-Alexandria 85 50 Our Lady Of The Lak67 56

Sam Houston St.

Loss, Non-Conf, S Site, H Home A Away N Neutral

Average RPI Win:	248	WON-LOST	WINNING	LAST 10	STRENGTH OF	OPP. STRENGTH	TEAM	ADJ.	CONF.	ADJ CONF.
Average RPI Loss:	94	RECORD	PCT. RANK	GAMES	SCHEDULE	OF SCHEDULE	RPI	RPI	RPI	RPI
DIV. I ONLY	14- 10	120	7- 3	203	185	122	122	17	17	
DIV. I NON-CONF.	6- 7	176	0- 1	205	192	146	146	15	15	
TOTALS	RPI 1-25	RPI 26-50	W-L RECORDS	RPI 51-100	RPI 101-150	RPI 150+				
14- 10	0- 0	0- 2	OVERALL	1- 3	2- 4	11- 1				
5- 2	0- 0	0- 0	HOME	1- 0	1- 2	3- 0				
8- 8	0- 0	0- 2	AWAY	0- 3	1- 2	7- 1				
1- 0	0- 0	0- 0	NEUTRAL	0- 0	0- 0	1- 0				
6- 7	0- 0	0- 2	NON-CONFERENCE	0- 2	1- 2	5- 1				
1- 1	0- 0	0- 0	HOME	0- 0	0- 1	1- 0				
4- 6	0- 0	0- 2	AWAY	0- 2	1- 1	3- 1				
1- 0	0- 0	0- 0	NEUTRAL	0- 0	0- 0	1- 0				
8- 3	0- 0	0- 0	CONFERENCE	1- 1	1- 2	6- 0				
4- 1	0- 0	0- 0	HOME	1- 0	1- 1	2- 0				
4- 2	0- 0	0- 0	AWAY	0- 1	0- 1	4- 0				
0- 0	0- 0	0- 0	NEUTRAL	0- 0	0- 0	0- 0				

RPI 1-25				RPI 26-50				RPI 51-100				RPI 101+				Team's RPI: 122	
RPI	S	Opponent	Score	RPI	S	Opponent	Score	RPI	S	Opponent	Score	RPI	S	Opponent	Score		
				33	A	Mississippi St.	47 68	56	A	Chattanooga	30 53	111	H	Harvard	54 60		
				44	A	Indiana	56 65	56	H	Chattanooga	48 43	113	A	Mercer	61 63		
								85	A	Georgia Tech	55 66	113	H	Mercer	60 63		
								94	A	UT Martin	50 52	132	A	LSU	47 44		
												141	A	UAB	41 61		
												144	H	ETSU	55 47		
												152	A	Southern Miss.	48 56		
												188	H	Troy	73 69		
												219	A	Furman	58 45		
												280	A	Alabama St.	54 35		
												283	A	Jacksonville St.	50 39		
												289	A	UNCG	57 52		
												289	H	UNCG	80 49		
												306	A	Western Caro.	59 42		
												306	H	Western Caro.	57 52		
												309	A	Wofford	58 39		
												319	N	Nicholls St.	45 43		
												345	A	Alabama A&M	54 30		
LAST 12 Division I GAMES:																	
				56	A	Chattanooga	30 53	56	H	Chattanooga	48 43						
				113	A	Mercer	61 63	144	H	ETSU	55 47						
				306	H	Western Caro.	57 52	113	H	Mercer	60 63						
				289	H	UNCG	80 49	289	A	UNCG	57 52						
				309	A	Wofford	58 39	306	A	Western Caro.	59 42						
				219	A	Furman	58 45	111	H	Harvard	54 60						

Non-Div I Games: AUM 82 32 Shorter 53 33

Samford

Loss, Non-Conf, S Site, H Home A Away N Neutral

Average RPI Win:	195	WON-LOST	WINNING	LAST 10	STRENGTH OF	OPP. STRENGTH	TEAM	ADJ.	CONF.	ADJ CONF.
Average RPI Loss:	58	RECORD	PCT. RANK	GAMES	SCHEDULE	OF SCHEDULE	RPI	RPI	RPI	RPI
DIV. I ONLY	20- 6	39	6- 4	171	100	80	80	8	8	
DIV. I NON-CONF.	9- 1	22	0- 0	321	170	118	118	9	9	
TOTALS	RPI 1-25	RPI 26-50	W-L RECORDS	RPI 51-100	RPI 101-150	RPI 150+				
20- 6	1- 1	0- 0	OVERALL	2- 4	4- 1	13- 0				
10- 4	1- 0	0- 0	HOME	1- 3	2- 1	6- 0				
10- 2	0- 1	0- 0	AWAY	1- 1	2- 0	7- 0				
0- 0	0- 0	0- 0	NEUTRAL	0- 0	0- 0	0- 0				
9- 1	0- 0	0- 0	NON-CONFERENCE	0- 1	3- 0	6- 0				
4- 1	0- 0	0- 0	HOME	0- 1	2- 0	2- 0				
5- 0	0- 0	0- 0	AWAY	0- 0	1- 0	4- 0				
0- 0	0- 0	0- 0	NEUTRAL	0- 0	0- 0	0- 0				
11- 5	1- 1	0- 0	CONFERENCE	2- 3	1- 1	7- 0				
6- 3	1- 0	0- 0	HOME	1- 2	0- 1	4- 0				
5- 2	0- 1	0- 0	AWAY	1- 1	1- 0	3- 0				
0- 0	0- 0	0- 0	NEUTRAL	0- 0	0- 0	0- 0				

RPI	S	Opponent	Score	RPI	S	Opponent	Score	RPI	S	Opponent	Score	RPI	S	Opponent	Score
11	A	BYU	60 68					53	A	St. Mary's (CA)	60 68	101	A	San Francisco	67 58
11	H	BYU	78 65					53	H	St. Mary's (CA)	68 73	101	H	San Francisco	54 59
								57	A	Santa Clara	70 58	119	H	Arizona	59 54
								57	H	Santa Clara	47 61	127	H	Akron	86 65
								73	H	Washington St.	72 78	137	A	Fresno St.	72 68
								99	H	Gonzaga	63 54	159	A	Montana St.	62 49
												167	A	Pacific	59 56
												167	H	Pacific	69 56
												239	A	Loyola Marymount	75 67
												239	H	Loyola Marymount	82 58
												242	H	Valparaiso	76 60
												251	A	San Diego St.	60 53
												269	A	Pepperdine	70 54
												269	H	Pepperdine	74 55
												286	H	Portland	71 43
												291	H	CSUN	86 64
												331	A	Nevada	84 47
												340	A	Cal St. Fullerton	53 44
LAST 12 Division I GAMES:															
11	A	BYU	60 68	269	A	Pepperdine	70 54								
101	H	San Francisco	54 59	239	H	Loyola Marymount	82 58								
57	H	Santa Clara	47 61	269	H	Pepperdine	74 55								
167	A	Pacific	59 56	99	H	Gonzaga	63 54								
53	A	St. Mary's (CA)	60 68	286	H	Portland	71 43								
239	A	Loyola Marymount	75 67	57	A	Santa Clara	70 58								

Non-Div I Games: Hope Int'l 90 52

San Diego

■ Loss,
 ■ Non-Conf,
 ■ S Site,
 ■ Home
 ■ A Away
 N Neutral

San Diego St.

Through Games Of Feb. 19, 2016

Average RPI Win:	251	WON-LOST	WINNING	LAST 10	STRENGTH OF	OPP. STRENGTH	TEAM	ADJ.	CONF.	ADJ CONF.
Average RPI Loss:	148	RECORD	PCT. RANK	GAMES	SCHEDULE	OF SCHEDULE	RPI	RPI	RPI	RPI
DIV. I ONLY	8- 15	258	3- 7	193	209	251	251	19	19	
DIV. I NON-CONF.	4- 6	201	0- 0	252	208	259	259	20	20	
TOTALS	RPI 1-25	RPI 26-50	W-L RECORDS	RPI 51-100	RPI 101-150	RPI 150+				
8- 15	0- 0	0- 3	OVERALL	0- 2	1- 3	7- 7				
4- 8	0- 0	0- 1	HOME	0- 2	1- 1	3- 4				
4- 7	0- 0	0- 2	AWAY	0- 0	0- 2	4- 3				
0- 0	0- 0	0- 0	NEUTRAL	0- 0	0- 0	0- 0				
4- 6	0- 0	0- 1	NON-CONFERENCE	0- 2	0- 1	4- 2				
3- 3	0- 0	0- 0	HOME	0- 2	0- 0	3- 1				
1- 3	0- 0	0- 1	AWAY	0- 0	0- 1	1- 1				
0- 0	0- 0	0- 0	NEUTRAL	0- 0	0- 0	0- 0				
4- 9	0- 0	0- 2	CONFERENCE	0- 0	1- 2	3- 5				
1- 5	0- 0	0- 1	HOME	0- 0	1- 1	0- 3				
3- 4	0- 0	0- 1	AWAY	0- 0	0- 1	3- 2				
0- 0	0- 0	0- 0	NEUTRAL	0- 0	0- 0	0- 0				

RPI	S	Opponent	Score	RPI	S	Opponent	Score	RPI	S	Opponent	Score	RPI	S	Opponent	Score	Team's RPI: 251
30	A	Washington	51 80	58	H	UC Riverside	68 85	137	A	Fresno St.	49 54	137	H	Fresno St.	65 54	
46	A	Colorado St.	54 70	80	H	San Diego	53 60	143	A	Long Beach St.	54 74	148	H	Boise St.	45 75	
46	H	Colorado St.	57 60					171	A	New Mexico	51 46	173	H	Wisconsin	63 57	
								182	H	UC Davis	54 65	186	A	San Jose St.	73 78	
								190	H	UNLV	41 55	201	A	Utah St.	59 72	
								201	H	Utah St.	36 55	239	A	Loyola Marymount	65 92	
								241	A	Wyoming	84 77	291	A	CSUN	67 65	
								308	H	North Dakota St.	64 54	331	H	Nevada	64 70	
								340	H	Cal St. Fullerton	54 43	343	A	Air Force	69 66	
LAST 12 Division I GAMES:																
343	A	Air Force	69 66	201	A	Utah St.	59 72									
137	H	Fresno St.	65 54	137	A	Fresno St.	49 54									
171	A	New Mexico	51 46	148	H	Boise St.	45 75									
46	A	Colorado St.	54 70	46	H	Colorado St.	57 60									
190	H	UNLV	41 55	186	A	San Jose St.	73 78									
331	H	Nevada	64 70	201	H	Utah St.	36 55									

Non-Div I Games: San Diego Christian60 25

San Diego St.

■ Loss,
 ■ Non-Conf,
 ■ S Site,
 ■ Home
 ■ A Away
 N Neutral

San Francisco

Through Games Of Feb. 19, 2016

Average RPI Win:	197	WON-LOST	WINNING	LAST 10	STRENGTH OF	OPP. STRENGTH	TEAM	ADJ.	CONF.	ADJ CONF.
Average RPI Loss:	95	RECORD	PCT. RANK	GAMES	SCHEDULE	OF SCHEDULE	RPI	RPI	RPI	RPI
DIV. I ONLY	14- 10	120	6- 4	116	102	101	101	8	8	
DIV. I NON-CONF.	7- 2	57	0- 0	221	175	88	88	9	9	
TOTALS	RPI 1-25	RPI 26-50	W-L RECORDS	RPI 51-100	RPI 101-150	RPI 150+				
14- 10	0- 2	0- 0	OVERALL	3- 5	2- 0	9- 3				
5- 5	0- 1	0- 0	HOME	2- 3	1- 0	2- 1				
9- 5	0- 1	0- 0	AWAY	1- 2	1- 0	7- 2				
0- 0	0- 0	0- 0	NEUTRAL	0- 0	0- 0	0- 0				
7- 2	0- 0	0- 0	NON-CONFERENCE	1- 0	2- 0	4- 2				
2- 1	0- 0	0- 0	HOME	1- 0	1- 0	0- 1				
5- 1	0- 0	0- 0	AWAY	0- 0	1- 0	4- 1				
0- 0	0- 0	0- 0	NEUTRAL	0- 0	0- 0	0- 0				
7- 8	0- 2	0- 0	CONFERENCE	2- 5	0- 0	5- 1				
3- 4	0- 1	0- 0	HOME	1- 3	0- 0	2- 0				
4- 4	0- 1	0- 0	AWAY	1- 2	0- 0	3- 1				
0- 0	0- 0	0- 0	NEUTRAL	0- 0	0- 0	0- 0				

RPI 1-25				RPI 26-50				RPI 51-100				RPI 101+ Team's RPI: 101			
RPI	S	Opponent	Score	RPI	S	Opponent	Score	RPI	S	Opponent	Score	RPI	S	Opponent	Score
11	A	BYU	62 65					53	H	St. Mary's (CA)	68 78	129	H	North Dakota	74 57
11	H	BYU	57 66					57	A	Santa Clara	57 68	143	A	Long Beach St.	66 52
								57	H	Santa Clara	57 59	167	A	Pacific	57 70
								58	H	UC Riverside	88 76	170	A	Sacramento St.	95 94
								80	A	San Diego	59 54	186	A	San Jose St.	82 78
								80	H	San Diego	58 67	198	H	Cal Poly	61 62
								99	A	Gonzaga	47 68	217	A	North Texas	69 61
								99	H	Gonzaga	71 52	218	A	Utah Valley	88 94
												239	A	Loyola Marymount	75 73
												269	A	Pepperdine	81 74
												269	H	Pepperdine	99 75
												286	A	Portland	82 63
												286	H	Portland	90 69
												331	A	Nevada	70 62
LAST 12 Division I GAMES:															
269	H	Pepperdine	99 75	57	A	Santa Clara	57 68								
80	A	San Diego	59 54	269	A	Pepperdine	81 74								
11	A	BYU	62 65	239	A	Loyola Marymount	75 73								
57	H	Santa Clara	57 59	11	H	BYU	57 66								
99	H	Gonzaga	71 52	80	H	San Diego	58 67								
286	H	Portland	90 69	286	A	Portland	82 63								

Non-Div I Games: Holy Names 77 31 San Fran. St. 73 45

San Francisco

Loss, Non-Conf, S Site, H Home A Away N Neutral

Average RPI Win:	254	WON-LOST	WINNING	LAST 10	STRENGTH OF	OPP. STRENGTH	TEAM	ADJ.	CONF.	ADJ CONF.
Average RPI Loss:	110	RECORD	PCT. RANK	GAMES	SCHEDULE	OF SCHEDULE	RPI	RPI	RPI	RPI
DIV. I ONLY	10- 14	225	6- 4	126	210	186	186	19	19	
DIV. I NON-CONF.	1- 9	325	0- 0	80	168	278	278	20	20	
TOTALS	RPI 1-25	RPI 26-50	W-L RECORDS	RPI 51-100	RPI 101-150	RPI 150+				
10- 14	0- 0	0- 2	OVERALL	0- 5	1- 4	9- 3				
5- 7	0- 0	0- 1	HOME	0- 2	0- 4	5- 0				
5- 7	0- 0	0- 1	AWAY	0- 3	1- 0	4- 3				
0- 0	0- 0	0- 0	NEUTRAL	0- 0	0- 0	0- 0				
1- 9	0- 0	0- 0	NON-CONFERENCE	0- 5	0- 2	1- 2				
1- 4	0- 0	0- 0	HOME	0- 2	0- 2	1- 0				
0- 5	0- 0	0- 0	AWAY	0- 3	0- 0	0- 2				
0- 0	0- 0	0- 0	NEUTRAL	0- 0	0- 0	0- 0				
9- 5	0- 0	0- 2	CONFERENCE	0- 0	1- 2	8- 1				
4- 3	0- 0	0- 1	HOME	0- 0	0- 2	4- 0				
5- 2	0- 0	0- 1	AWAY	0- 0	1- 0	4- 1				
0- 0	0- 0	0- 0	NEUTRAL	0- 0	0- 0	0- 0				

RPI 1-25	RPI 26-50	RPI 51-100	RPI 101+	Team's RPI: 186
RPI S Opponent Score	RPI S Opponent Score	RPI S Opponent Score	RPI S Opponent Score	Score
	46 A Colorado St. 54 76	53 A St. Mary's (CA) 81 91	101 H San Francisco 78 82	
	46 H Colorado St. 78 80	64 A Oregon 74 104	123 H Hawaii 73 76	
		73 A Washington St. 80 95	137 A Fresno St. 66 64	
		76 H South Dakota 77 87	137 H Fresno St. 54 59	
		96 H New Mexico St. 66 75	148 H Boise St. 75 78	
			167 A Pacific 69 81	
			171 A New Mexico 57 71	
			171 H New Mexico 59 58	
			190 H UNLV 69 61	
			201 A Utah St. 86 74	
			241 A Wyoming 67 66	
			243 A CSU Bakersfield 88 90	
			251 H San Diego St. 78 73	
			331 A Nevada 76 63	
			332 H UC Irvine 79 58	
			343 A Air Force 72 49	
			343 H Air Force 81 60	
LAST 12 Division I GAMES:				
331 A Nevada 76 63	171 A New Mexico 57 71			
171 H New Mexico 59 58	148 H Boise St. 75 78			
190 H UNLV 69 61	137 H Fresno St. 54 59			
137 A Fresno St. 66 64	241 A Wyoming 67 66			
343 A Air Force 72 49	46 A Colorado St. 54 76			
46 H Colorado St. 78 80	251 H San Diego St. 78 73			

Non-Div I Games: Southern Ore. 92 78

San Jose St.

Santa Clara

Through Games Of Feb. 19, 2016

Average RPI Win:	192	WON-LOST	WINNING	LAST 10	STRENGTH OF	OPP. STRENGTH	TEAM	ADJ.	CONF.	ADJ CONF.
Average RPI Loss:	45	RECORD	PCT. RANK	GAMES	SCHEDULE	OF SCHEDULE	RPI	RPI	RPI	RPI
DIV. I ONLY	18- 6	49	8- 2	148	84	57	57	8	8	
DIV. I NON-CONF.	7- 2	57	0- 0	268	53	86	86	9	9	
TOTALS	RPI 1-25	RPI 26-50	W-L RECORDS	RPI 51-100	RPI 101-150	RPI 150+				
18- 6	1- 2	0- 2	OVERALL	3- 2	3- 0	11- 0				
8- 2	0- 1	0- 0	HOME	1- 1	2- 0	5- 0				
9- 4	1- 1	0- 2	AWAY	2- 1	1- 0	5- 0				
1- 0	0- 0	0- 0	NEUTRAL	0- 0	0- 0	1- 0				
7- 2	1- 0	0- 2	NON-CONFERENCE	0- 0	1- 0	5- 0				
3- 0	0- 0	0- 0	HOME	0- 0	1- 0	2- 0				
3- 2	1- 0	0- 2	AWAY	0- 0	0- 0	2- 0				
1- 0	0- 0	0- 0	NEUTRAL	0- 0	0- 0	1- 0				
11- 4	0- 2	0- 0	CONFERENCE	3- 2	2- 0	6- 0				
5- 2	0- 1	0- 0	HOME	1- 1	1- 0	3- 0				
6- 2	0- 1	0- 0	AWAY	2- 1	1- 0	3- 0				
0- 0	0- 0	0- 0	NEUTRAL	0- 0	0- 0	0- 0				

RPI 1-25				RPI 26-50				RPI 51-100				RPI 101+			
RPI	S	Opponent	Score	RPI	S	Opponent	Score	RPI	S	Opponent	Score	RPI	S	Opponent	Score
10	A	Stanford	61 58	30	A	Washington	55 100	53	A	St. Mary's (CA)	73 67	101	A	San Francisco	59 57
11	A	BYU	63 70	40	A	Southern California	46 81	80	A	San Diego	61 47	101	H	San Francisco	68 57
11	H	BYU	63 68					80	H	San Diego	58 70	138	H	Texas Tech	75 70
								99	A	Gonzaga	44 53	167	H	Pacific	76 52
								99	H	Gonzaga	71 64	198	A	Cal Poly	69 63
												239	A	Loyola Marymount	57 56
												239	H	Loyola Marymount	68 41
												256	A	UC Santa Barbara	48 37
												256	H	UC Santa Barbara	66 48
												269	A	Pepperdine	62 60
												286	A	Portland	67 45
												286	H	Portland	66 47
												330	N	Evansville	62 44
												343	H	Air Force	68 34
LAST 12 Division I GAMES:															
239	H	Loyola Marymount	68 41	101	H	San Francisco	68 57								
11	A	BYU	63 70	239	A	Loyola Marymount	57 56								
80	A	San Diego	61 47	269	A	Pepperdine	62 60								
101	A	San Francisco	59 57	80	H	San Diego	58 70								
286	H	Portland	66 47	11	H	BYU	63 68								
99	H	Gonzaga	71 64	99	A	Gonzaga	44 53								

Non-Div I Games: Hope Int'l 78 54 Simpson (CA) 112 34

Santa Clara

Loss, Non-Conf, S Site, H Home A Away N Neutral

Average RPI Win:	309	WON-LOST	WINNING	LAST 10	STRENGTH OF	OPP. STRENGTH	TEAM	ADJ.	CONF.	ADJ CONF.
Average RPI Loss:	183	RECORD	PCT. RANK	GAMES	SCHEDULE	OF SCHEDULE	RPI	RPI	RPI	RPI
DIV. I ONLY	5- 16	302	4- 6	242	314	298	298	31	31	
DIV. I NON-CONF.	1- 8	320	0- 0	37	112	217	217	30	30	
TOTALS	RPI 1-25	RPI 26-50	W-L RECORDS	RPI 51-100	RPI 101-150	RPI 150+				
5- 16	0- 2	0- 1	OVERALL	0- 2	0- 1	5- 10				
3- 5	0- 0	0- 0	HOME	0- 1	0- 0	3- 4				
2- 11	0- 2	0- 1	AWAY	0- 1	0- 1	2- 6				
0- 0	0- 0	0- 0	NEUTRAL	0- 0	0- 0	0- 0				
1- 8	0- 2	0- 1	NON-CONFERENCE	0- 2	0- 1	1- 2				
0- 2	0- 0	0- 0	HOME	0- 1	0- 0	0- 1				
1- 6	0- 2	0- 1	AWAY	0- 1	0- 1	1- 1				
0- 0	0- 0	0- 0	NEUTRAL	0- 0	0- 0	0- 0				
4- 8	0- 0	0- 0	CONFERENCE	0- 0	0- 0	4- 8				
3- 3	0- 0	0- 0	HOME	0- 0	0- 0	3- 3				
1- 5	0- 0	0- 0	AWAY	0- 0	0- 0	1- 5				
0- 0	0- 0	0- 0	NEUTRAL	0- 0	0- 0	0- 0				

RPI 1-25				RPI 26-50				RPI 51-100				RPI 101+ Team's RPI: 298			
RPI	S	Opponent	Score	RPI	S	Opponent	Score	RPI	S	Opponent	Score	RPI	S	Opponent	Score
17	A	Oklahoma St.	48 76	33	A	Mississippi St.	25 92	51	A	Rutgers	26 65	147	A	Jacksonville	52 65
20	A	Florida	34 99					52	H	Auburn	40 62	151	A	Hampton	53 65
												227	H	Morgan St.	60 66
												248	A	N.C. A&T	31 60
												248	H	N.C. A&T	59 69
												255	A	Bethune-Cookman	44 50
												273	H	Coppin St.	57 55
												275	H	Ga. Southern	48 64
												280	A	Alabama St.	60 49
												283	A	Jacksonville St.	35 50
												293	A	Florida A&M	38 59
												295	H	UMES	60 42
												305	A	South Carolina St.	43 56
												329	H	Delaware St.	59 67
												346	A	Norfolk St.	68 53
												349	H	N.C. Central	57 39
LAST 12 Division I GAMES:															
305	A	South Carolina St.	43 56	151	A	Hampton	53 65								
273	H	Coppin St.	57 55	329	H	Delaware St.	59 67								
227	H	Morgan St.	60 66	295	H	UMES	60 42								
255	A	Bethune-Cookman	44 50	349	H	N.C. Central	57 39								
248	A	N.C. A&T	31 60	248	H	N.C. A&T	59 69								
346	A	Norfolk St.	68 53	147	A	Jacksonville	52 65								

Non-Div I Games: Columbia (SC) 101 34 Allen 72 46

Savannah St.

Average RPI Win: 275	WON-LOST	WINNING	LAST 10	STRENGTH OF	OPP. STRENGTH	TEAM	ADJ.	CONF.	ADJ CONF.
Average RPI Loss: 167	RECORD	PCT. RANK	GAMES	SCHEDULE	OF SCHEDULE	RPI	RPI	RPI	RPI
DIV. I ONLY	8- 17	266	2- 8	207	295	262	262	25	25
DIV. I NON-CONF.	5- 9	233	1- 0	109	295	185	185	25	25
TOTALS	RPI 1-25	RPI 26-50	W-L RECORDS	RPI 51-100	RPI 101-150	RPI 150+			
8- 17	0- 0	0- 2	OVERALL	0- 3	0- 3	8- 9			
3- 7	0- 0	0- 0	HOME	0- 1	0- 2	3- 4			
5- 9	0- 0	0- 1	AWAY	0- 2	0- 1	5- 5			
0- 1	0- 0	0- 1	NEUTRAL	0- 0	0- 0	0- 0			
5- 9	0- 0	0- 2	NON-CONFERENCE	0- 2	0- 3	5- 2			
1- 4	0- 0	0- 0	HOME	0- 1	0- 2	1- 1			
4- 4	0- 0	0- 1	AWAY	0- 1	0- 1	4- 1			
0- 1	0- 0	0- 1	NEUTRAL	0- 0	0- 0	0- 0			
3- 8	0- 0	0- 0	CONFERENCE	0- 1	0- 0	3- 7			
2- 3	0- 0	0- 0	HOME	0- 0	0- 0	2- 3			
1- 5	0- 0	0- 0	AWAY	0- 1	0- 0	1- 4			
0- 0	0- 0	0- 0	NEUTRAL	0- 0	0- 0	0- 0			

RPI S	Opponent	Score	RPI S	Opponent	Score	RPI S	Opponent	Score	RPI S	Opponent	Score	Team's RPI: 262
30	A Washington	55 96	58	H UC Riverside	70 92	136	A Idaho	60 64				
41	N Princeton	48 85	64	A Oregon	62 82	143	H Long Beach St.	57 69				
			96	A New Mexico St.	54 69	148	H Boise St.	66 84				
						159	H Montana St.	51 80				
						197	A UTRGV	74 71				
						197	H UTRGV	71 76				
						214	A Montana	58 44				
						218	H Utah Valley	44 61				
						224	A Grand Canyon	53 60				
						224	H Grand Canyon	54 67				
						225	A Idaho St.	67 83				
						239	A Loyola Marymount	78 69				
						243	A CSU Bakersfield	68 76				
						291	A CSUN	62 56				
						299	A UMKC	43 64				
						299	H UMKC	69 63				
						301	H Denver	59 51				
						320	A Portland St.	85 64				
						336	A Chicago St.	49 57				
						336	H Chicago St.	59 45				
LAST 12 Division I GAMES:												
197	H UTRGV	71 76	197	A UTRGV	74 71							
224	A Grand Canyon	53 60	96	A New Mexico St.	54 69							
299	A UMKC	43 64	243	A CSU Bakersfield	68 76							
336	A Chicago St.	49 57	336	H Chicago St.	59 45							
224	H Grand Canyon	54 67	299	H UMKC	69 63							
218	H Utah Valley	44 61	291	A CSUN	62 56							

Non-Div I Games: Evergreen St. 81 38

Seattle

Average RPI Win:	134	WON-LOST	WINNING	LAST 10	STRENGTH OF	OPP. STRENGTH	TEAM	ADJ.	CONF.	ADJ CONF.
Average RPI Loss:	50	RECORD	PCT. RANK	GAMES	SCHEDULE	OF SCHEDULE	RPI	RPI	RPI	RPI
DIV. I ONLY	19- 7	55	6- 4	65	45	39	39	6	6	
DIV. I NON-CONF.	10- 1	19	0- 0	48	39	5	5	6	6	
TOTALS	RPI 1-25	RPI 26-50	W-L RECORDS	RPI 51-100	RPI 101-150	RPI 150+				
19- 7	1- 2	2- 2	OVERALL	5- 3	5- 0	6- 0				
9- 3	0- 1	1- 1	HOME	3- 1	1- 0	4- 0				
8- 4	1- 1	0- 1	AWAY	2- 2	3- 0	2- 0				
2- 0	0- 0	1- 0	NEUTRAL	0- 0	1- 0	0- 0				
10- 1	0- 1	2- 0	NON-CONFERENCE	2- 0	3- 0	3- 0				
5- 0	0- 0	1- 0	HOME	1- 0	0- 0	3- 0				
3- 1	0- 1	0- 0	AWAY	1- 0	2- 0	0- 0				
2- 0	0- 0	1- 0	NEUTRAL	0- 0	1- 0	0- 0				
9- 6	1- 1	0- 2	CONFERENCE	3- 3	2- 0	3- 0				
4- 3	0- 1	0- 1	HOME	2- 1	1- 0	1- 0				
5- 3	1- 0	0- 1	AWAY	1- 2	1- 0	2- 0				
0- 0	0- 0	0- 0	NEUTRAL	0- 0	0- 0	0- 0				

RPI 1-25				RPI 26-50				Team's RPI: 39				RPI 51-100				RPI 101+			
RPI	S	Opponent	Score	RPI	S	Opponent	Score	RPI	S	Opponent	Score	RPI	S	Opponent	Score	RPI	S	Opponent	Score
22	A	DePaul	83 74	38	A	St. John's (NY)	69 71	51	H	Rutgers	77 49	104	A	Saint Joseph's	66 54				
22	H	DePaul	74 86	38	H	St. John's (NY)	64 72	54	A	Villanova	45 55	108	N	UNI	57 49				
25	A	Georgia	52 70	41	H	Princeton	71 64	54	H	Villanova	60 50	135	A	Creighton	86 82				
				47	N	North Carolina St.	58 55	87	A	Marquette	82 89	145	H	Xavier	82 66				
								87	H	Marquette	99 68	149	A	UT Arlington	61 54				
								88	A	Georgetown	83 75	174	H	Fordham	66 54				
								88	H	Georgetown	65 73	206	A	Butler	72 67				
								98	A	Liberty	92 56	206	H	Butler	98 77				
												240	H	Bryant	93 57				
												252	A	Providence	64 54				
												334	H	Saint Peter's	81 65				
LAST 12 Division I GAMES:																			
206	A	Butler	72 67	206	H	Butler	98 77												
54	H	Villanova	60 50	145	H	Xavier	82 66												
88	H	Georgetown	65 73	88	A	Georgetown	83 75												
38	H	St. John's (NY)	64 72	54	A	Villanova	45 55												
87	A	Marquette	82 89	38	A	St. John's (NY)	69 71												
22	A	DePaul	83 74	22	H	DePaul	74 86												

Non-Div I Games:

Seton Hall

Average RPI Win: 266	WON-LOST	WINNING	LAST 10	STRENGTH OF	OPP. STRENGTH	TEAM	ADJ.	CONF.	ADJ CONF.
Average RPI Loss: 169	RECORD	PCT. RANK	GAMES	SCHEDULE	OF SCHEDULE	RPI	RPI	RPI	RPI
DIV. I ONLY	12- 16	217	1- 7	220	284	220	220	23	23
DIV. I NON-CONF.	3- 7	248	1- 1	169	320	220	220	24	24
TOTALS	RPI 1-25	RPI 26-50	W-L RECORDS	RPI 51-100	RPI 101-150	RPI 150+			
12- 16	0- 0	0- 2	OVERALL	0- 0	0- 5	12- 9			
5- 5	0- 0	0- 1	HOME	0- 0	0- 2	5- 2			
6- 10	0- 0	0- 1	AWAY	0- 0	0- 3	6- 6			
1- 1	0- 0	0- 0	NEUTRAL	0- 0	0- 0	1- 1			
3- 7	0- 0	0- 2	NON-CONFERENCE	0- 0	0- 1	3- 4			
0- 2	0- 0	0- 1	HOME	0- 0	0- 0	0- 1			
2- 4	0- 0	0- 1	AWAY	0- 0	0- 1	2- 2			
1- 1	0- 0	0- 0	NEUTRAL	0- 0	0- 0	1- 1			
9- 9	0- 0	0- 0	CONFERENCE	0- 0	0- 4	9- 5			
5- 3	0- 0	0- 0	HOME	0- 0	0- 2	5- 1			
4- 6	0- 0	0- 0	AWAY	0- 0	0- 2	4- 4			
0- 0	0- 0	0- 0	NEUTRAL	0- 0	0- 0	0- 0			

RPI 1-25			RPI 26-50			RPI 51-100			RPI 101+			Team's RPI: 220	
RPI	S	Opponent	Score	RPI	S	Opponent	Score	RPI	S	Opponent	Score		
				34	A	St. Bonaventure	40 57			103	A	Quinnipiac	52 94
				48	H	Albany (NY)	42 61			103	H	Quinnipiac	59 69
										115	A	Iona	51 63
										115	H	Iona	51 64
										133	A	Southern Ill.	54 73
										160	H	Northeastern	67 70
										178	A	Marist	37 66
										193	A	Fairfield	55 67
										193	H	Fairfield	51 71
										194	A	Canisius	58 52
										194	H	Canisius	61 57
										227	N	Morgan St.	69 46
										233	A	Navy	58 59
										234	A	Manhattan	49 56
										234	H	Manhattan	60 59
										237	A	New Hampshire	57 53
										268	A	Monmouth	69 63
										268	H	Monmouth	64 54
										280	N	Alabama St.	53 57
										284	A	Rider	58 70
										284	H	Rider	66 45
										302	A	Colgate	50 52
										307	A	Niagara	59 51
										310	A	Fairleigh Dickinson	81 65
										334	A	Saint Peter's	64 55
										334	H	Saint Peter's	59 58
LAST 12 Division I GAMES:													
				227	N	Morgan St.	69 46			193	A	Fairfield	55 67
				280	N	Alabama St.	53 57			103	H	Quinnipiac	59 69
				115	A	Iona	51 63			334	A	Saint Peter's	64 55
				193	H	Fairfield	51 71			178	A	Marist	37 66
				234	A	Manhattan	49 56			103	A	Quinnipiac	52 94
				115	H	Iona	51 64			194	H	Canisius	61 57

Non-Div I Games:

Siena

■ Loss,
 ■ Non-Conf,
 ■ S Site,
 ■ Home
 ■ A Away
 N Neutral

Average RPI Win:	243	WON-LOST	WINNING	LAST 10	STRENGTH OF	OPP. STRENGTH	TEAM	ADJ.	CONF.	ADJ CONF.
Average RPI Loss:	145	RECORD	PCT. RANK	GAMES	SCHEDULE	OF SCHEDULE	RPI	RPI	RPI	RPI
DIV. I ONLY	11- 12	185	7- 3	185	213	185	185	16	16	
DIV. I NON-CONF.	2- 5	253	0- 0	188	254	240	240	14	14	
TOTALS	RPI 1-25	RPI 26-50	W-L RECORDS	RPI 51-100	RPI 101-150	RPI 150+				
11- 12	0- 1	0- 2	OVERALL	0- 0	1- 4	10- 5				
5- 6	0- 1	0- 1	HOME	0- 0	1- 2	4- 2				
6- 6	0- 0	0- 1	AWAY	0- 0	0- 1	6- 3				
0- 0	0- 0	0- 0	NEUTRAL	0- 0	0- 0	0- 0				
2- 5	0- 1	0- 0	NON-CONFERENCE	0- 0	0- 1	2- 3				
0- 3	0- 1	0- 0	HOME	0- 0	0- 1	0- 1				
2- 2	0- 0	0- 0	AWAY	0- 0	0- 0	2- 2				
0- 0	0- 0	0- 0	NEUTRAL	0- 0	0- 0	0- 0				
9- 7	0- 0	0- 2	CONFERENCE	0- 0	1- 3	8- 2				
5- 3	0- 0	0- 1	HOME	0- 0	1- 1	4- 1				
4- 4	0- 0	0- 1	AWAY	0- 0	0- 2	4- 1				
0- 0	0- 0	0- 0	NEUTRAL	0- 0	0- 0	0- 0				

RPI 1-25				RPI 26-50				RPI 51-100				RPI 101+ Team's RPI: 185			
RPI	S	Opponent	Score	RPI	S	Opponent	Score	RPI	S	Opponent	Score	RPI	S	Opponent	Score
20	H	Florida	60 72	43	A	Arkansas St.	51 58					130	A	Little Rock	43 74
				43	H	Arkansas St.	53 66					130	H	Little Rock	34 47
												134	A	La.-Lafayette	50 69
												141	H	UAB	39 53
												149	H	UT Arlington	59 55
												152	A	Southern Miss.	51 71
												180	A	Southern U.	45 50
												188	A	Troy	75 71
												188	H	Troy	65 63
												215	H	Texas St.	71 73
												224	A	Grand Canyon	59 56
												266	A	Appalachian St.	68 54
												266	H	Appalachian St.	71 55
												272	H	UCF	36 77
												274	A	Georgia St.	60 52
												274	H	Georgia St.	83 45
												275	A	Ga. Southern	43 57
												275	H	Ga. Southern	48 45
												280	A	Alabama St.	47 43
												285	A	La.-Monroe	63 57
LAST 12 Division I GAMES:															
266	A	Appalachian St.	68 54	266	H	Appalachian St.	71 55								
188	H	Troy	65 63	188	A	Troy	75 71								
275	H	Ga. Southern	48 45	285	A	La.-Monroe	63 57								
274	H	Georgia St.	83 45	134	A	La.-Lafayette	50 69								
130	A	Little Rock	43 74	149	H	UT Arlington	59 55								
43	A	Arkansas St.	51 58	215	H	Texas St.	71 73								

Non-Div I Games: Spring Hill 64 49 William Carey 66 30

South Ala.

■ Loss,
 ■ Non-Conf, S Site,
 ■ Home
 ■ Away
 N Neutral

South Carolina

Through Games Of Feb. 19, 2016

Average RPI Win:	92	WON-LOST	WINNING	LAST 10	STRENGTH OF	OPP. STRENGTH	TEAM	ADJ.	CONF.	ADJ CONF.
Average RPI Loss:	3	RECORD	PCT. RANK	GAMES	SCHEDULE	OF SCHEDULE	RPI	RPI	RPI	RPI
DIV. I ONLY	25- 1	3	9- 1	4	3	2	2	2	2	2
DIV. I NON-CONF.	12- 1	9	0- 1	72	7	11	11	2	2	2
TOTALS	RPI 1-25	RPI 26-50	W-L RECORDS	RPI 51-100	RPI 101-150	RPI 150+				
25- 1	10- 1	3- 0	OVERALL	3- 0	2- 0	7- 0				
13- 1	5- 1	2- 0	HOME	1- 0	1- 0	4- 0				
9- 0	4- 0	1- 0	AWAY	2- 0	1- 0	1- 0				
3- 0	1- 0	0- 0	NEUTRAL	0- 0	0- 0	2- 0				
12- 1	3- 1	1- 0	NON-CONFERENCE	1- 0	1- 0	6- 0				
6- 1	1- 1	1- 0	HOME	1- 0	0- 0	3- 0				
3- 0	1- 0	0- 0	AWAY	0- 0	1- 0	1- 0				
3- 0	1- 0	0- 0	NEUTRAL	0- 0	0- 0	2- 0				
13- 0	7- 0	2- 0	CONFERENCE	2- 0	1- 0	1- 0				
7- 0	4- 0	1- 0	HOME	0- 0	1- 0	1- 0				
6- 0	3- 0	1- 0	AWAY	2- 0	0- 0	0- 0				
0- 0	0- 0	0- 0	NEUTRAL	0- 0	0- 0	0- 0				

RPI	S	Opponent	Score	RPI	S	Opponent	Score	RPI	S	Opponent	Score	RPI	S	Opponent	Score
3	H	UConn	54 66	33	A	Mississippi St.	57 51	52	A	Auburn	74 58	123	A	Hawaii	67 51
5	H	Ohio St.	88 80	35	H	Missouri	83 58	75	A	Vanderbilt	71 61	131	H	Arkansas	85 32
7	A	UCLA	68 65	45	H	Duke	66 55	84	H	Elon	78 63	151	H	Hampton	86 48
9	N	Arizona St.	60 58									161	H	Ole Miss	81 62
14	A	Kentucky	73 62									172	N	East Carolina	88 57
14	H	Kentucky	78 68									243	N	CSU Bakersfield	90 71
15	A	Texas A&M	70 63									249	A	Clemson	67 41
15	H	Texas A&M	59 58									289	H	UNCG	92 44
19	A	Tennessee	62 56									312	H	Winthrop	86 37
20	H	Florida	86 71												
25	H	Georgia	61 51												
LAST 12 Division I GAMES:															
25	H	Georgia	61 51	161	H	Ole Miss	81 62								
19	A	Tennessee	62 56	33	A	Mississippi St.	57 51								
20	H	Florida	86 71	52	A	Auburn	74 58								
3	H	UConn	54 66	15	H	Texas A&M	59 58								
14	H	Kentucky	78 68	14	A	Kentucky	73 62								
15	A	Texas A&M	70 63	35	H	Missouri	83 58								

Non-Div I Games:

South Carolina

Loss, Non-Conf, S Site, H Home A Away N Neutral

Average RPI Win:	315	WON-LOST	WINNING	LAST 10	STRENGTH OF	OPP. STRENGTH	TEAM	ADJ.	CONF.	ADJ CONF.
Average RPI Loss:	210	RECORD	PCT. RANK	GAMES	SCHEDULE	OF SCHEDULE	RPI	RPI	RPI	RPI
DIV. I ONLY	8- 12	232	5- 5	341	337	305	305	31	31	
DIV. I NON-CONF.	2- 6	272	0- 1	297	250	288	288	30	30	
TOTALS	RPI 1-25	RPI 26-50	W-L RECORDS	RPI 51-100	RPI 101-150	RPI 150+				
8- 12	0- 0	0- 0	OVERALL	0- 0	0- 4	8- 8				
5- 3	0- 0	0- 0	HOME	0- 0	0- 0	5- 3				
3- 8	0- 0	0- 0	AWAY	0- 0	0- 3	3- 5				
0- 1	0- 0	0- 0	NEUTRAL	0- 0	0- 1	0- 0				
2- 6	0- 0	0- 0	NON-CONFERENCE	0- 0	0- 4	2- 2				
1- 0	0- 0	0- 0	HOME	0- 0	0- 0	1- 0				
1- 5	0- 0	0- 0	AWAY	0- 0	0- 3	1- 2				
0- 1	0- 0	0- 0	NEUTRAL	0- 0	0- 1	0- 0				
6- 6	0- 0	0- 0	CONFERENCE	0- 0	0- 0	6- 6				
4- 3	0- 0	0- 0	HOME	0- 0	0- 0	4- 3				
2- 3	0- 0	0- 0	AWAY	0- 0	0- 0	2- 3				
0- 0	0- 0	0- 0	NEUTRAL	0- 0	0- 0	0- 0				

RPI 1-25				RPI 26-50				RPI 51-100				RPI 101+				Team's RPI: 305	
RPI	S	Opponent	Score	RPI	S	Opponent	Score	RPI	S	Opponent	Score	RPI	S	Opponent	Score		
												110	N	Central Ark.	38	51	
												141	A	UAB	38	71	
												147	A	Jacksonville	47	79	
												150	A	Davidson	51	63	
												151	A	Hampton	50	63	
												219	A	Furman	46	59	
												227	H	Morgan St.	56	62	
												248	H	N.C. A&T	54	57	
												249	A	Clemson	54	63	
												255	A	Bethune-Cookman	50	65	
												273	H	Coppin St.	67	63	
												293	A	Florida A&M	68	62	
												295	H	UMES	56	63	
												298	H	Savannah St.	56	43	
												309	H	Wofford	60	47	
												321	A	North Florida	53	48	
												329	A	Delaware St.	61	79	
												329	H	Delaware St.	61	48	
												346	A	Norfolk St.	60	52	
												349	H	N.C. Central	58	51	
LAST 12 Division I GAMES:																	
				298	H	Savannah St.	56	43	295	H	UMES	56	63				
				227	H	Morgan St.	56	62	329	H	Delaware St.	61	48				
				273	H	Coppin St.	67	63	248	H	N.C. A&T	54	57				
				329	A	Delaware St.	61	79	349	H	N.C. Central	58	51				
				151	A	Hampton	50	63	147	A	Jacksonville	47	79				
				346	A	Norfolk St.	60	52	110	N	Central Ark.	38	51				

Non-Div I Games:	Morris	90	39	Southern Wesleyan	75	52
------------------	--------	----	----	-------------------	----	----

South Carolina St.

■ Loss, ■ Non-Conf, S Site, H Home A Away N Neutral

South Dakota

Through Games Of Feb. 19, 2016

Average RPI Win:	214	WON-LOST	WINNING	LAST 10	STRENGTH OF	OPP. STRENGTH	TEAM	ADJ.	CONF.	ADJ CONF.
Average RPI Loss:	83	RECORD	PCT. RANK	GAMES	SCHEDULE	OF SCHEDULE	RPI	RPI	RPI	RPI
DIV. I ONLY	20- 5	32	10- 0	260	115	76	76	18	18	
DIV. I NON-CONF.	8- 4	99	0- 0	204	12	90	90	19	19	
TOTALS	RPI 1-25	RPI 26-50	W-L RECORDS	RPI 51-100	RPI 101-150	RPI 150+				
20- 5	0- 0	0- 2	OVERALL	2- 1	3- 1	15- 1				
10- 1	0- 0	0- 1	HOME	1- 0	2- 0	7- 0				
9- 4	0- 0	0- 1	AWAY	1- 1	1- 1	7- 1				
1- 0	0- 0	0- 0	NEUTRAL	0- 0	0- 0	1- 0				
8- 4	0- 0	0- 2	NON-CONFERENCE	1- 1	2- 1	5- 0				
3- 1	0- 0	0- 1	HOME	1- 0	1- 0	1- 0				
4- 3	0- 0	0- 1	AWAY	0- 1	1- 1	3- 0				
1- 0	0- 0	0- 0	NEUTRAL	0- 0	0- 0	1- 0				
12- 1	0- 0	0- 0	CONFERENCE	1- 0	1- 0	10- 1				
7- 0	0- 0	0- 0	HOME	0- 0	1- 0	6- 0				
5- 1	0- 0	0- 0	AWAY	1- 0	0- 0	4- 1				
0- 0	0- 0	0- 0	NEUTRAL	0- 0	0- 0	0- 0				

RPI S	Opponent	Score	RPI S	Opponent	Score	RPI S	Opponent	Score	RPI S	Opponent	Score
30	H Washington	64 77	49	A Kansas St.	81 84	65	A South Dakota St.	63 58	108	A UNI	43 64
						72	A Utah	59 66	109	H Drake	92 87
						87	H Marquette	97 69	126	H IUPUI	65 59
									129	A North Dakota	73 70
									154	A Illinois	85 76
									155	A Oral Roberts	56 60
									155	H Oral Roberts	71 48
									186	A San Jose St.	87 77
									191	A Fla. Atlantic	76 53
									221	A Western Ill.	102 77
									221	H Western Ill.	86 50
									257	A Omaha	70 55
									257	H Omaha	82 76
									266	N Appalachian St.	87 60
									301	A Denver	79 33
									301	H Denver	85 60
									308	A North Dakota St.	96 94
									308	H North Dakota St.	80 54
									317	H IPFW	92 60
									320	H Portland St.	103 61
LAST 12 Division I GAMES:											
221	H Western Ill.	86 50	126	H IUPUI	65 59						
155	H Oral Roberts	71 48	317	H IPFW	92 60						
257	A Omaha	70 55	65	A South Dakota St.	63 58						
301	A Denver	79 33	308	A North Dakota St.	96 94						
308	H North Dakota St.	80 54	257	H Omaha	82 76						
221	A Western Ill.	102 77	155	A Oral Roberts	56 60						

Non-Div I Games: Dakota Wesleyan 94 54

South Dakota

Loss, Non-Conf, S Site, H Home A Away N Neutral

Average RPI Win:	210	WON-LOST	WINNING	LAST 10	STRENGTH OF	OPP. STRENGTH	TEAM	ADJ.	CONF.	ADJ CONF.
Average RPI Loss:	28	RECORD	PCT. RANK	GAMES	SCHEDULE	OF SCHEDULE	RPI	RPI	RPI	RPI
DIV. I ONLY	22- 4	19	9- 1	189	114	65	65	18	18	
DIV. I NON-CONF.	10- 3	61	0- 0	50	15	32	32	19	19	
TOTALS	RPI 1-25	RPI 26-50	W-L RECORDS	RPI 51-100	RPI 101-150	RPI 150+				
22- 4	1- 3	0- 0	OVERALL	0- 1	5- 0	16- 0				
13- 2	1- 1	0- 0	HOME	0- 1	3- 0	9- 0				
7- 1	0- 1	0- 0	AWAY	0- 0	1- 0	6- 0				
2- 1	0- 1	0- 0	NEUTRAL	0- 0	1- 0	1- 0				
10- 3	1- 3	0- 0	NON-CONFERENCE	0- 0	4- 0	5- 0				
6- 1	1- 1	0- 0	HOME	0- 0	2- 0	3- 0				
2- 1	0- 1	0- 0	AWAY	0- 0	1- 0	1- 0				
2- 1	0- 1	0- 0	NEUTRAL	0- 0	1- 0	1- 0				
12- 1	0- 0	0- 0	CONFERENCE	0- 1	1- 0	11- 0				
7- 1	0- 0	0- 0	HOME	0- 1	1- 0	6- 0				
5- 0	0- 0	0- 0	AWAY	0- 0	0- 0	5- 0				
0- 0	0- 0	0- 0	NEUTRAL	0- 0	0- 0	0- 0				

RPI	S	Opponent	Score	RPI	S	Opponent	Score	RPI	S	Opponent	Score	RPI	S	Opponent	Score
1	H	Notre Dame	64 75					76	H	South Dakota	58 63	108	H	UNI	89 86
12	N	Maryland	55 62									120	N	Pittsburgh	55 54
22	H	DePaul	88 79									126	H	IUPUI	68 66
23	A	Green Bay	57 58									131	H	Arkansas	76 69
												135	A	Creighton	53 51
												155	A	Oral Roberts	68 50
												155	H	Oral Roberts	60 48
												157	N	Old Dominion	71 39
												164	H	Northern Colo.	66 62
												178	H	Marist	77 68
												221	H	Western Ill.	85 63
												257	A	Omaha	65 47
												257	H	Omaha	68 58
												260	A	Bowling Green	58 45
												301	A	Denver	76 39
												301	H	Denver	80 52
												308	A	North Dakota St.	81 63
												308	H	North Dakota St.	81 47
												317	A	IPFW	61 42
												317	H	IPFW	92 64
												320	H	Portland St.	74 65
LAST 12 Division I GAMES:															
301	H	Denver	80 52	221	H	Western Ill.	85 63								
317	H	IPFW	92 64	126	H	IUPUI	68 66								
155	H	Oral Roberts	60 48	76	H	South Dakota	58 63								
308	H	North Dakota St.	81 47	317	A	IPFW	61 42								
257	A	Omaha	65 47	257	H	Omaha	68 58								
155	A	Oral Roberts	68 50	308	A	North Dakota St.	81 63								

Non-Div I Games:

South Dakota St.

■ Loss,
 ■ Non-Conf,
 ■ S Site,
 ■ Home
 ■ Away
 N Neutral

Average RPI Win:	156	WON-LOST	WINNING	LAST 10	STRENGTH OF	OPP. STRENGTH	TEAM	ADJ.	CONF.	ADJ CONF.
Average RPI Loss:	38	RECORD	PCT. RANK	GAMES	SCHEDULE	OF SCHEDULE	RPI	RPI	RPI	RPI
DIV. I ONLY	18- 7	62	3- 3	68	47	42	42	9	9	
DIV. I NON-CONF.	7- 4	110	0- 2	10	4	27	27	7	7	
TOTALS	RPI 1-25	RPI 26-50	W-L RECORDS	RPI 51-100	RPI 101-150	RPI 150+				
18- 7	1- 3	0- 2	OVERALL	4- 1	3- 1	10- 0				
13- 1	1- 1	0- 0	HOME	3- 0	3- 0	6- 0				
5- 5	0- 1	0- 0	AWAY	1- 1	0- 0	4- 0				
0- 1	0- 0	0- 1	NEUTRAL	0- 0	0- 0	0- 0				
7- 4	1- 2	0- 2	NON-CONFERENCE	2- 0	3- 0	1- 0				
7- 0	1- 0	0- 0	HOME	2- 0	3- 0	1- 0				
0- 3	0- 2	0- 1	AWAY	0- 0	0- 0	0- 0				
0- 1	0- 0	0- 1	NEUTRAL	0- 0	0- 0	0- 0				
11- 3	0- 1	0- 0	CONFERENCE	2- 1	0- 1	9- 0				
6- 1	0- 1	0- 0	HOME	1- 0	0- 0	5- 0				
5- 2	0- 0	0- 0	AWAY	1- 1	0- 1	4- 0				
0- 0	0- 0	0- 0	NEUTRAL	0- 0	0- 0	0- 0				

RPI S	Opponent	Score	RPI S	Opponent	Score	Team's RPI: 42	RPI S	Opponent	Score	RPI S	Opponent	Score
3	H UConn	59 75	33	N Mississippi St.	58 68		56	H Chattanooga	61 33	105	A Memphis	87 88
4	A Baylor	63 66	38	A St. John's (NY)	70 74		67	A Temple	66 68	111	H Harvard	86 59
17	H Oklahoma St.	68 46					81	A Tulane	71 67	125	H Penn St.	101 79
18	A Louisville	50 67					81	H Tulane	77 65	147	H Jacksonville	74 52
							93	H Drexel	73 58	153	A SMU	66 48
										153	H SMU	83 56
										172	A East Carolina	61 59
										172	H East Carolina	75 54
										206	H Butler	87 77
										209	A Cincinnati	78 51
										209	H Cincinnati	82 49
										270	H Houston	73 49
										272	A UCF	88 49
										272	H UCF	108 63
LAST 12 Division I GAMES:												
4	A Baylor	63 66	153	A SMU	66 48							
18	A Louisville	50 67	270	H Houston	73 49							
209	A Cincinnati	78 51	272	A UCF	88 49							
81	H Tulane	77 65	105	A Memphis	87 88							
67	A Temple	66 68	172	H East Carolina	75 54							
209	H Cincinnati	82 49	81	A Tulane	71 67							

Non-Div I Games:

South Fla.

■ Loss,
 ■ Non-Conf,
 ■ S Site,
 ■ Home
 ■ Away
 N Neutral

Average RPI Win:	270	WON-LOST	WINNING	LAST 10	STRENGTH OF	OPP. STRENGTH	TEAM	ADJ.	CONF.	ADJ CONF.
Average RPI Loss:	147	RECORD	PCT. RANK	GAMES	SCHEDULE	OF SCHEDULE	RPI	RPI	RPI	RPI
DIV. I ONLY	12- 12	171	2- 5	234	298	195	195	24	24	
DIV. I NON-CONF.	5- 6	180	0- 1	170	333	176	176	23	23	
TOTALS	RPI 1-25	RPI 26-50	W-L RECORDS	RPI 51-100	RPI 101-150	RPI 150+				
12- 12	0- 0	0- 1	OVERALL	0- 4	1- 2	11- 5				
6- 3	0- 0	0- 0	HOME	0- 1	1- 2	5- 0				
6- 7	0- 0	0- 1	AWAY	0- 2	0- 0	6- 4				
0- 2	0- 0	0- 0	NEUTRAL	0- 1	0- 0	0- 1				
5- 6	0- 0	0- 1	NON-CONFERENCE	0- 2	0- 2	5- 1				
1- 2	0- 0	0- 0	HOME	0- 0	0- 2	1- 0				
4- 2	0- 0	0- 1	AWAY	0- 1	0- 0	4- 0				
0- 2	0- 0	0- 0	NEUTRAL	0- 1	0- 0	0- 1				
7- 6	0- 0	0- 0	CONFERENCE	0- 2	1- 0	6- 4				
5- 1	0- 0	0- 0	HOME	0- 1	1- 0	4- 0				
2- 5	0- 0	0- 0	AWAY	0- 1	0- 0	2- 4				
0- 0	0- 0	0- 0	NEUTRAL	0- 0	0- 0	0- 0				

RPI S	Opponent	Score	RPI S	Opponent	Score	RPI S	Opponent	Score	RPI S	Opponent	Score	Team's RPI: 195
			35 A	Missouri	32 74	58 N	UC Riverside	67 85	102 H	Belmont	81 74	
						59 A	Saint Louis	52 67	110 H	Central Ark.	54 63	
						94 A	UT Martin	65 95	133 H	Southern Ill.	72 87	
						94 H	UT Martin	74 84	163 A	SIUE	73 80	
									187 A	Eastern Ky.	55 56	
									221 A	Western Ill.	89 84	
									225 N	Idaho St.	64 65	
									261 A	Murray St.	61 80	
									261 H	Murray St.	96 59	
									263 H	Tennessee St.	75 65	
									271 H	Austin Peay	71 69	
									276 A	Tennessee Tech	60 57	
									283 H	Jacksonville St.	61 47	
									288 A	Wichita St.	66 62	
									299 H	UMKC	78 65	
									300 A	Morehead St.	89 79	
									335 A	Lipscomb	84 69	
									339 A	Eastern Ill.	59 64	
									345 A	Alabama A&M	69 58	
LAST 12 Division I GAMES:												
			58 N	UC Riverside	67 85	94 H	UT Martin	74 84				
			261 A	Murray St.	61 80	163 A	SIUE	73 80				
			94 A	UT Martin	65 95	276 A	Tennessee Tech	60 57				
			339 A	Eastern Ill.	59 64	283 H	Jacksonville St.	61 47				
			261 H	Murray St.	96 59	187 A	Eastern Ky.	55 56				
			271 H	Austin Peay	71 69	300 A	Morehead St.	89 79				

Non-Div I Games: Harris-Stowe 78 66 William Woods 94 58

Southeast Mo. St.

Loss, Non-Conf, S Site, H Home A Away N Neutral

Average RPI Win:	280	WON-LOST	WINNING	LAST 10	STRENGTH OF	OPP. STRENGTH	TEAM	ADJ.	CONF.	ADJ CONF.
Average RPI Loss:	177	RECORD	PCT. RANK	GAMES	SCHEDULE	OF SCHEDULE	RPI	RPI	RPI	RPI
DIV. I ONLY	4- 20	321	2- 8	201	260	314	314	26	26	
DIV. I NON-CONF.	1- 10	330	0- 0	135	193	280	280	26	26	
TOTALS	RPI 1-25	RPI 26-50	W-L RECORDS	RPI 51-100	RPI 101-150	RPI 150+				
4- 20	0- 0	0- 1	OVERALL	0- 4	0- 5	4- 10				
3- 8	0- 0	0- 0	HOME	0- 2	0- 0	3- 6				
1- 12	0- 0	0- 1	AWAY	0- 2	0- 5	1- 4				
0- 0	0- 0	0- 0	NEUTRAL	0- 0	0- 0	0- 0				
1- 10	0- 0	0- 1	NON-CONFERENCE	0- 3	0- 3	1- 3				
0- 4	0- 0	0- 0	HOME	0- 1	0- 0	0- 3				
1- 6	0- 0	0- 1	AWAY	0- 2	0- 3	1- 0				
0- 0	0- 0	0- 0	NEUTRAL	0- 0	0- 0	0- 0				
3- 10	0- 0	0- 0	CONFERENCE	0- 1	0- 2	3- 7				
3- 4	0- 0	0- 0	HOME	0- 1	0- 0	3- 3				
0- 6	0- 0	0- 0	AWAY	0- 0	0- 2	0- 4				
0- 0	0- 0	0- 0	NEUTRAL	0- 0	0- 0	0- 0				

RPI S	Opponent	Score	RPI S	Opponent	Score	RPI S	Opponent	Score	RPI S	Opponent	Score	Team's RPI: 314
33	A Mississippi St.	41 81	52	H Auburn	68 80	110	A Central Ark.	58 80				
			62	H Abilene Christian	72 88	128	A Northwestern St.	62 82				
			85	A Georgia Tech	49 102	131	A Arkansas	53 97				
			90	A Wright St.	72 106	138	A Texas Tech	51 113				
						145	A Xavier	27 67				
						165	A McNeese St.	79 96				
						165	H McNeese St.	74 83				
						188	H Troy	90 100				
						226	H Stephen F. Austin	65 56				
						236	A Sam Houston St.	56 80				
						246	A Houston Baptist	56 64				
						281	H Lamar	73 66				
						285	H La.-Monroe	84 88				
						293	A Florida A&M	62 57				
						303	H Jackson St.	72 79				
						311	A A&M-Corpus Christi	67 69				
						319	H Nicholls St.	78 68				
						324	H Incarnate Word	66 70				
						333	H New Orleans	51 62				
LAST 12 Division I GAMES:												
333	H New Orleans	51 62	165	A McNeese St.	79 96							
319	H Nicholls St.	78 68	311	A A&M-Corpus Christi	67 69							
165	H McNeese St.	74 83	324	H Incarnate Word	66 70							
62	H Abilene Christian	72 88	281	H Lamar	73 66							
110	A Central Ark.	58 80	246	A Houston Baptist	56 64							
128	A Northwestern St.	62 82	236	A Sam Houston St.	56 80							

Non-Div I Games:

Southeastern La.

■ Loss,
 ■ Non-Conf,
 ■ S Site,
 ■ Home
 ■ A Away
 N Neutral

Average RPI Win:	134	WON-LOST	WINNING	LAST 10	STRENGTH OF	OPP. STRENGTH	TEAM	ADJ.	CONF.	ADJ CONF.
Average RPI Loss:	39	RECORD	PCT. RANK	GAMES	SCHEDULE	OF SCHEDULE	RPI	RPI	RPI	RPI
DIV. I ONLY	17- 9	83	4- 6	11	43	40	40	1	1	
DIV. I NON-CONF.	11- 0	1	0- 0	60	303	6	6	1	1	
TOTALS	RPI 1-25	RPI 26-50	W-L RECORDS	RPI 51-100	RPI 101-150	RPI 150+				
17- 9	1- 5	2- 2	OVERALL	6- 1	3- 0	5- 1				
11- 3	1- 2	1- 1	HOME	4- 0	1- 0	4- 0				
3- 6	0- 3	0- 1	AWAY	2- 1	1- 0	0- 1				
3- 0	0- 0	1- 0	NEUTRAL	0- 0	1- 0	1- 0				
11- 0	0- 0	2- 0	NON-CONFERENCE	2- 0	2- 0	5- 0				
7- 0	0- 0	1- 0	HOME	1- 0	1- 0	4- 0				
1- 0	0- 0	0- 0	AWAY	1- 0	0- 0	0- 0				
3- 0	0- 0	1- 0	NEUTRAL	0- 0	1- 0	1- 0				
6- 9	1- 5	0- 2	CONFERENCE	4- 1	1- 0	0- 1				
4- 3	1- 2	0- 1	HOME	3- 0	0- 0	0- 0				
2- 6	0- 3	0- 1	AWAY	1- 1	1- 0	0- 1				
0- 0	0- 0	0- 0	NEUTRAL	0- 0	0- 0	0- 0				

RPI 1-25				RPI 26-50				Team's RPI: 40				RPI 51-100				RPI 101+			
RPI	S	Opponent	Score	RPI	S	Opponent	Score	RPI	S	Opponent	Score	RPI	S	Opponent	Score	RPI	S	Opponent	Score
7	A	UCLA	73 78	30	A	Washington	60 69	57	H	Santa Clara	81 46	115	N	Iona	76 56				
7	H	UCLA	71 68	30	H	Washington	53 61	64	H	Oregon	74 67	119	A	Arizona	67 57				
8	A	Oregon St.	52 76	37	N	West Virginia	78 67	72	A	Utah	70 59	143	H	Long Beach St.	69 43				
8	H	Oregon St.	49 57	48	H	Albany (NY)	68 67	73	A	Washington St.	61 73	177	A	Colorado	63 66				
9	A	Arizona St.	68 69					73	H	Washington St.	64 62	190	H	UNLV	73 42				
10	H	Stanford	47 57					82	H	California	61 47	224	N	Grand Canyon	75 44				
								99	A	Gonzaga	60 56	293	H	Florida A&M	88 45				
												328	H	Southern Utah	71 32				
												332	H	UC Irvine	75 56				
LAST 12 Division I GAMES:																			
		8	A	Oregon St.	52	76				72	A	Utah	70	59					
		73	H	Washington St.	64	62				82	H	California	61	47					
		30	H	Washington	53	61				10	H	Stanford	47	57					
		9	A	Arizona St.	68	69				30	A	Washington	60	69					
		119	A	Arizona	67	57				73	A	Washington St.	61	73					
		177	A	Colorado	63	66				7	H	UCLA	71	68					

Non-Div I Games: Hope Int'l 92 43

Southern California

Loss, Non-Conf, S Site, H Home A Away N Neutral

Average RPI Win:	227	WON-LOST	WINNING	LAST 10	STRENGTH OF	OPP. STRENGTH	TEAM	ADJ.	CONF.	ADJ CONF.
Average RPI Loss:	137	RECORD	PCT. RANK	GAMES	SCHEDULE	OF SCHEDULE	RPI	RPI	RPI	RPI
DIV. I ONLY	16- 9	90	4- 1	226	205	133	133	21	21	
DIV. I NON-CONF.	7- 5	135	1- 0	122	229	119	119	17	17	
TOTALS	RPI 1-25	RPI 26-50	W-L RECORDS	RPI 51-100	RPI 101-150	RPI 150+				
16- 9	0- 1	0- 0	OVERALL	1- 2	3- 2	12- 4				
9- 3	0- 0	0- 0	HOME	1- 1	0- 1	8- 1				
7- 6	0- 1	0- 0	AWAY	0- 1	3- 1	4- 3				
0- 0	0- 0	0- 0	NEUTRAL	0- 0	0- 0	0- 0				
7- 5	0- 1	0- 0	NON-CONFERENCE	0- 1	1- 2	6- 1				
4- 2	0- 0	0- 0	HOME	0- 1	0- 1	4- 0				
3- 3	0- 1	0- 0	AWAY	0- 0	1- 1	2- 1				
0- 0	0- 0	0- 0	NEUTRAL	0- 0	0- 0	0- 0				
9- 4	0- 0	0- 0	CONFERENCE	1- 1	2- 0	6- 3				
5- 1	0- 0	0- 0	HOME	1- 0	0- 0	4- 1				
4- 3	0- 0	0- 0	AWAY	0- 1	2- 0	2- 2				
0- 0	0- 0	0- 0	NEUTRAL	0- 0	0- 0	0- 0				

RPI	S	Opponent	Score	RPI	S	Opponent	Score	RPI	S	Opponent	Score	RPI	S	Opponent	Score	Team's RPI: 133
22	A	DePaul	61 105					89	A	Missouri St.	77 82	105	A	Memphis	58 61	
								89	H	Missouri St.	69 61	108	A	UNI	65 60	
								94	H	UT Martin	63 70	109	A	Drake	77 67	
												113	A	Mercer	55 52	
												142	H	Marshall	55 61	
												154	A	Illinois	64 78	
												163	H	SIUE	71 57	
												168	A	Loyola Chicago	59 83	
												168	H	Loyola Chicago	68 69	
												195	A	Southeast Mo. St.	87 72	
												220	H	Siena	73 54	
												230	H	Indiana St.	76 64	
												261	A	Murray St.	70 57	
												263	H	Tennessee St.	79 70	
												288	A	Wichita St.	48 57	
												300	H	Morehead St.	102 69	
												304	A	Bradley	65 51	
												304	H	Bradley	75 49	
												313	H	Illinois St.	76 71	
												330	A	Evansville	66 63	
												330	H	Evansville	74 56	
LAST 12 Division I GAMES:																
263	H	Tennessee St.	79 70	230	H	Indiana St.	76 64									
89	H	Missouri St.	69 61	89	A	Missouri St.	77 82									
330	A	Evansville	66 63	288	A	Wichita St.	48 57									
304	A	Bradley	65 51	330	H	Evansville	74 56									
168	A	Loyola Chicago	59 83	168	H	Loyola Chicago	68 69									
313	H	Illinois St.	76 71	304	H	Bradley	75 49									

Non-Div I Games:

Southern Ill.

Average RPI Win:	225	WON-LOST	WINNING	LAST 10	STRENGTH OF	OPP. STRENGTH	TEAM	ADJ.	CONF.	ADJ CONF.
Average RPI Loss:	96	RECORD	PCT. RANK	GAMES	SCHEDULE	OF SCHEDULE	RPI	RPI	RPI	RPI
DIV. I ONLY	11- 12	185	1- 4	109	128	152	152	12	12	
DIV. I NON-CONF.	6- 4	125	1- 1	103	162	105	105	10	10	
TOTALS	RPI 1-25	RPI 26-50	W-L RECORDS	RPI 51-100	RPI 101-150	RPI 150+				
11- 12	0- 1	0- 3	OVERALL	0- 3	1- 2	10- 3				
10- 1	0- 0	0- 1	HOME	0- 0	1- 0	9- 0				
1- 10	0- 1	0- 2	AWAY	0- 3	0- 1	1- 3				
0- 1	0- 0	0- 0	NEUTRAL	0- 0	0- 1	0- 0				
6- 4	0- 1	0- 1	NON-CONFERENCE	0- 1	1- 1	5- 0				
5- 0	0- 0	0- 0	HOME	0- 0	1- 0	4- 0				
1- 3	0- 1	0- 1	AWAY	0- 1	0- 0	1- 0				
0- 1	0- 0	0- 0	NEUTRAL	0- 0	0- 1	0- 0				
5- 8	0- 0	0- 2	CONFERENCE	0- 2	0- 1	5- 3				
5- 1	0- 0	0- 1	HOME	0- 0	0- 0	5- 0				
0- 7	0- 0	0- 1	AWAY	0- 2	0- 1	0- 3				
0- 0	0- 0	0- 0	NEUTRAL	0- 0	0- 0	0- 0				

RPI 1-25				RPI 26-50				RPI 51-100				RPI 101+ Team's RPI: 152			
RPI	S	Opponent	Score	RPI	S	Opponent	Score	RPI	S	Opponent	Score	RPI	S	Opponent	Score
4	A	Baylor	42 97	27	A	UTEP	64 72	56	A	Chattanooga	48 53	117	N	North Carolina	62 69
				27	H	UTEP	54 57	74	A	Middle Tenn.	44 74	122	H	Samford	56 48
				33	A	Mississippi St.	65 78	83	A	Charlotte	59 80	141	A	UAB	49 53
												157	A	Old Dominion	45 53
												161	H	Ole Miss	57 38
												175	A	Louisiana Tech	37 72
												175	H	Louisiana Tech	69 59
												185	H	South Ala.	71 51
												191	H	Fla. Atlantic	89 80
												217	H	North Texas	57 38
												229	H	Rice	68 62
												254	A	UTSA	41 47
												276	A	Tennessee Tech	69 57
												280	H	Alabama St.	65 44
												294	H	FIU	82 55
												348	H	Mississippi Val.	71 55
LAST 12 Division I GAMES:															
122	H	Samford	56 48	217	H	North Texas	57 38	254	A	UTSA	41 47				
56	A	Chattanooga	48 53	27	A	UTEP	64 72	175	A	Louisiana Tech	37 72				
27	H	UTEP	54 57	74	A	Middle Tenn.	44 74	294	H	FIU	82 55				
141	A	UAB	49 53	83	A	Charlotte	59 80	191	H	Fla. Atlantic	89 80				
229	H	Rice	68 62												

Non-Div I Games: William Carey 75 34

Southern Miss.

■ Loss,
 ■ Non-Conf,
 ■ S Site,
 ■ Home
 ■ A Away
 N Neutral

Average RPI Win:	301	WON-LOST	WINNING	LAST 10	STRENGTH OF	OPP. STRENGTH	TEAM	ADJ.	CONF.	ADJ CONF.
Average RPI Loss:	116	RECORD	PCT. RANK	GAMES	SCHEDULE	OF SCHEDULE	RPI	RPI	RPI	RPI
DIV. I ONLY	11- 9	143	8- 2	276	309	180	180	32	32	
DIV. I NON-CONF.	1- 6	311	0- 0	11	6	169	169	31	31	
TOTALS	RPI 1-25	RPI 26-50	W-L RECORDS	RPI 51-100	RPI 101-150	RPI 150+				
11- 9	0- 2	0- 1	OVERALL	0- 3	0- 0	11- 3				
7- 1	0- 0	0- 0	HOME	0- 0	0- 0	7- 1				
4- 8	0- 1	0- 1	AWAY	0- 3	0- 0	4- 2				
0- 0	0- 0	0- 0	NEUTRAL	0- 0	0- 0	0- 0				
1- 6	0- 2	0- 1	NON-CONFERENCE	0- 3	0- 0	1- 0				
1- 0	0- 0	0- 0	HOME	0- 0	0- 0	1- 0				
0- 6	0- 2	0- 1	AWAY	0- 3	0- 0	0- 0				
0- 0	0- 0	0- 0	NEUTRAL	0- 0	0- 0	0- 0				
10- 3	0- 0	0- 0	CONFERENCE	0- 0	0- 0	10- 3				
6- 1	0- 0	0- 0	HOME	0- 0	0- 0	6- 1				
4- 2	0- 0	0- 0	AWAY	0- 0	0- 0	4- 2				
0- 0	0- 0	0- 0	NEUTRAL	0- 0	0- 0	0- 0				

RPI 1-25				RPI 26-50				RPI 51-100				RPI 101+ Team's RPI: 180			
RPI	S	Opponent	Score	RPI	S	Opponent	Score	RPI	S	Opponent	Score	RPI	S	Opponent	Score
12	A	Maryland	61 94	49	A	Kansas St.	47 59	69	A	Nebraska	38 89	185	H	South Ala.	50 45
15	A	Texas A&M	47 88					81	A	Tulane	48 77	192	A	Grambling	52 65
								100	A	Iowa St.	46 86	192	H	Grambling	80 68
												245	A	Texas Southern	45 59
												280	H	Alabama St.	59 60
												287	A	Prairie View	65 55
												303	A	Jackson St.	66 57
												303	H	Jackson St.	84 57
												322	H	Alcorn	66 57
												338	A	Ark.-Pine Bluff	78 61
												338	H	Ark.-Pine Bluff	74 70
												345	H	Alabama A&M	77 38
												348	A	Mississippi Val.	99 36
												348	H	Mississippi Val.	78 26
LAST 12 Division I GAMES:															
348	H	Mississippi Val.	78 26	280	H	Alabama St.	59 60								
338	H	Ark.-Pine Bluff	74 70	348	A	Mississippi Val.	99 36								
303	A	Jackson St.	66 57	338	A	Ark.-Pine Bluff	78 61								
192	A	Grambling	52 65	303	H	Jackson St.	84 57								
322	H	Alcorn	66 57	192	H	Grambling	80 68								
345	H	Alabama A&M	77 38	287	A	Prairie View	65 55								

Non-Div I Games: Tougaloo 81 48 Spring Hill 65 46

Southern U.

Loss, Non-Conf, S Site, H Home A Away N Neutral

Southern Utah

Through Games Of Feb. 19, 2016

Average RPI Win:	317	WON-LOST	WINNING	LAST 10	STRENGTH OF	OPP. STRENGTH	TEAM	ADJ.	CONF.	ADJ CONF.
Average RPI Loss:	180	RECORD	PCT. RANK	GAMES	SCHEDULE	OF SCHEDULE	RPI	RPI	RPI	RPI
DIV. I ONLY	2- 22	343	0- 10	133	335	328	328	20	20	
DIV. I NON-CONF.	2- 8	290	0- 0	275	285	325	325	22	22	
TOTALS	RPI 1-25	RPI 26-50	W-L RECORDS	RPI 51-100	RPI 101-150	RPI 150+				
2- 22	0- 0	0- 1	OVERALL	0- 2	0- 3	2- 16				
2- 7	0- 0	0- 0	HOME	0- 0	0- 1	2- 6				
0- 14	0- 0	0- 1	AWAY	0- 2	0- 2	0- 9				
0- 1	0- 0	0- 0	NEUTRAL	0- 0	0- 0	0- 1				
2- 8	0- 0	0- 1	NON-CONFERENCE	0- 2	0- 0	2- 5				
2- 1	0- 0	0- 0	HOME	0- 0	0- 0	2- 1				
0- 6	0- 0	0- 1	AWAY	0- 2	0- 0	0- 3				
0- 1	0- 0	0- 0	NEUTRAL	0- 0	0- 0	0- 1				
0- 14	0- 0	0- 0	CONFERENCE	0- 0	0- 3	0- 11				
0- 6	0- 0	0- 0	HOME	0- 0	0- 1	0- 5				
0- 8	0- 0	0- 0	AWAY	0- 0	0- 2	0- 6				
0- 0	0- 0	0- 0	NEUTRAL	0- 0	0- 0	0- 0				

RPI S	Opponent	Score	RPI S	Opponent	Score	RPI S	Opponent	Score	RPI S	Opponent	Score	Team's RPI: 328
40	A Southern California	32 71	92	A TCU	47 76	129	A North Dakota	56 68	136	A Idaho	48 93	
			96	A New Mexico St.	60 74	136	H Idaho	51 62	159	A Montana St.	59 86	
						159	H Montana St.	66 87	164	A Northern Colo.	44 64	
						171	A New Mexico	48 70	184	A Eastern Wash.	53 64	
						184	H Eastern Wash.	82 85	190	A UNLV	44 79	
						199	A Weber St.	56 75	199	H Weber St.	51 69	
						214	A Montana	60 66	214	H Montana	50 81	
						218	A Utah Valley	58 70	225	H Idaho St.	67 71	
						248	N N.C. A&T	65 78	277	A Northern Ariz.	48 57	
						291	H CSUN	67 65	332	H UC Irvine	58 63	
						343	H Air Force	75 56				
LAST 12 Division I GAMES:												
199	A Weber St.	56 75	225	H Idaho St.	67 71							
159	H Montana St.	66 87	129	A North Dakota	56 68							
214	H Montana	50 81	164	A Northern Colo.	44 64							
184	A Eastern Wash.	53 64	136	H Idaho	51 62							
136	A Idaho	48 93	184	H Eastern Wash.	82 85							
199	H Weber St.	51 69	277	A Northern Ariz.	48 57							

Non-Div I Games:

Southern Utah

■ Loss,
 ■ Non-Conf,
 ■ S Site,
 ■ Home
 ■ A Away
 N Neutral

Average RPI Win:	153	WON-LOST	WINNING	LAST 10	STRENGTH OF	OPP. STRENGTH	TEAM	ADJ.	CONF.	ADJ CONF.
Average RPI Loss:	93	RECORD	PCT. RANK	GAMES	SCHEDULE	OF SCHEDULE	RPI	RPI	RPI	RPI
DIV. I ONLY	21- 5	28	7- 3	105	86	34	34	7	7	
DIV. I NON-CONF.	11- 2	28	0- 0	160	84	37	37	8	8	
TOTALS	RPI 1-25	RPI 26-50	W-L RECORDS	RPI 51-100	RPI 101-150	RPI 150+				
21- 5	0- 2	2- 0	OVERALL	3- 2	6- 0	10- 1				
15- 0	0- 0	2- 0	HOME	2- 0	4- 0	7- 0				
6- 5	0- 1	0- 0	AWAY	1- 2	2- 0	3- 0				
0- 0	0- 0	0- 0	NEUTRAL	0- 0	0- 0	0- 0				
11- 2	0- 1	1- 0	NON-CONFERENCE	1- 1	4- 0	5- 0				
8- 0	0- 0	1- 0	HOME	1- 0	3- 0	3- 0				
3- 2	0- 1	0- 0	AWAY	0- 1	1- 0	2- 0				
0- 0	0- 0	0- 0	NEUTRAL	0- 0	0- 0	0- 0				
10- 3	0- 1	1- 0	CONFERENCE	2- 1	2- 0	5- 1				
7- 0	0- 0	1- 0	HOME	1- 0	1- 0	4- 0				
3- 3	0- 1	0- 0	AWAY	1- 1	1- 0	1- 1				
0- 0	0- 0	0- 0	NEUTRAL	0- 0	0- 0	0- 0				

RPI 1-25				RPI 26-50				RPI 51-100				RPI 101+			
RPI	S	Opponent	Score	RPI	S	Opponent	Score	RPI	S	Opponent	Score	RPI	S	Opponent	Score
21	A	Duquesne	62 74	29	H	George Washington	69 67	59	H	Saint Louis	80 59	104	H	Saint Joseph's	65 51
22	A	DePaul	54 77	36	H	James Madison	56 45	60	A	Dayton	59 54	112	H	Toledo	74 63
								88	H	Georgetown	69 54	125	H	Penn St.	70 60
								93	A	Drexel	46 58	139	A	Stony Brook	73 68
								97	A	VCU	47 52	140	H	Buffalo	59 32
												150	A	Davidson	59 47
												166	H	George Mason	70 55
												174	H	Fordham	55 41
												176	H	Detroit	84 73
												194	A	Canisius	59 47
												202	A	Rhode Island	69 56
												207	H	Richmond	66 43
												220	H	Siena	57 40
												232	A	Massachusetts	60 69
												232	H	Massachusetts	66 41
												302	A	Colgate	62 38
												307	H	Niagara	67 55
LAST 12 Division I GAMES:															
29	H	George Washington	69 67	21	A	Duquesne	62 74								
232	A	Massachusetts	60 69	60	A	Dayton	59 54								
59	H	Saint Louis	80 59	166	H	George Mason	70 55								
97	A	VCU	47 52	150	A	Davidson	59 47								
207	H	Richmond	66 43	232	H	Massachusetts	66 41								
104	H	Saint Joseph's	65 51	174	H	Fordham	55 41								

Non-Div I Games:

St. Bonaventure

Average RPI Win:	294	WON-LOST	WINNING	LAST 10	STRENGTH OF	OPP. STRENGTH	TEAM	ADJ.	CONF.	ADJ CONF.
Average RPI Loss:	252	RECORD	PCT. RANK	GAMES	SCHEDULE	OF SCHEDULE	RPI	RPI	RPI	RPI
DIV. I ONLY	6- 19	297	3- 7	339	348	341	341	30	30	
DIV. I NON-CONF.	3- 8	258	0- 0	327	323	323	323	32	32	
TOTALS	RPI 1-25	RPI 26-50	W-L RECORDS	RPI 51-100	RPI 101-150	RPI 150+				
6- 19	0- 0	0- 0	OVERALL	0- 3	0- 0	6- 16				
2- 8	0- 0	0- 0	HOME	0- 1	0- 0	2- 7				
3- 10	0- 0	0- 0	AWAY	0- 1	0- 0	3- 9				
1- 1	0- 0	0- 0	NEUTRAL	0- 1	0- 0	1- 0				
3- 8	0- 0	0- 0	NON-CONFERENCE	0- 3	0- 0	3- 5				
1- 2	0- 0	0- 0	HOME	0- 1	0- 0	1- 1				
1- 5	0- 0	0- 0	AWAY	0- 1	0- 0	1- 4				
1- 1	0- 0	0- 0	NEUTRAL	0- 1	0- 0	1- 0				
3- 11	0- 0	0- 0	CONFERENCE	0- 0	0- 0	3- 11				
1- 6	0- 0	0- 0	HOME	0- 0	0- 0	1- 6				
2- 5	0- 0	0- 0	AWAY	0- 0	0- 0	2- 5				
0- 0	0- 0	0- 0	NEUTRAL	0- 0	0- 0	0- 0				

RPI S	Opponent	Score	RPI S	Opponent	Score	RPI S	Opponent	Score	RPI S	Opponent	Score	Team's RPI: 341
						70 H	Army West Point	35 74	196 H	Robert Morris	53 62	
						85 A	Georgia Tech	51 89	234 A	Manhattan	53 61	
						88 N	Georgetown	52 74	238 A	Sacred Heart	55 63	
									238 H	Sacred Heart	51 68	
									240 A	Bryant	58 57	
									240 H	Bryant	42 70	
									250 H	Loyola Maryland	64 54	
									264 H	Saint Francis (PA)	76 83	
									267 A	Central Conn. St.	61 65	
									268 A	Monmouth	54 63	
									284 H	Rider	59 71	
									290 A	Vermont	59 55	
									310 A	Fairleigh Dickinson	61 65	
									310 H	Fairleigh Dickinson	88 78	
									325 A	LIU Brooklyn	71 51	
									325 H	LIU Brooklyn	62 65	
									326 A	Lafayette	59 77	
									334 A	Saint Peter's	40 44	
									337 A	Mt. St. Mary's	56 66	
									344 A	Wagner	53 70	
									344 H	Wagner	78 82	
									346 N	Norfolk St.	59 55	
LAST 12 Division I GAMES:												
240 A	Bryant	58 57	344 A	Wagner	53 70							
325 H	LIU Brooklyn	62 65	325 A	LIU Brooklyn	71 51							
310 H	Fairleigh Dickinson	88 78	240 H	Bryant	42 70							
238 A	Sacred Heart	55 63	238 H	Sacred Heart	51 68							
344 H	Wagner	78 82	264 H	Saint Francis (PA)	76 83							
267 A	Central Conn. St.	61 65	196 H	Robert Morris	53 62							

Non-Div I Games:

St. Francis Brooklyn

■ Loss,
 ■ Non-Conf,
 ■ S Site,
 ■ Home
 ■ Away
 N Neutral

Average RPI Win:	153	WON-LOST	WINNING	LAST 10	STRENGTH OF	OPP. STRENGTH	TEAM	ADJ.	CONF.	ADJ CONF.
Average RPI Loss:	38	RECORD	PCT. RANK	GAMES	SCHEDULE	OF SCHEDULE	RPI	RPI	RPI	RPI
DIV. I ONLY	19- 7	55	6- 4	70	55	38	38	6	6	
DIV. I NON-CONF.	9- 2	37	0- 0	149	56	33	33	6	6	
TOTALS	RPI 1-25	RPI 26-50	W-L RECORDS	RPI 51-100	RPI 101-150	RPI 150+				
19- 7	0- 4	3- 0	OVERALL	4- 3	3- 0	9- 0				
10- 2	0- 1	2- 0	HOME	2- 1	1- 0	5- 0				
9- 5	0- 3	1- 0	AWAY	2- 2	2- 0	4- 0				
0- 0	0- 0	0- 0	NEUTRAL	0- 0	0- 0	0- 0				
9- 2	0- 2	1- 0	NON-CONFERENCE	1- 0	0- 0	7- 0				
5- 0	0- 0	1- 0	HOME	0- 0	0- 0	4- 0				
4- 2	0- 2	0- 0	AWAY	1- 0	0- 0	3- 0				
0- 0	0- 0	0- 0	NEUTRAL	0- 0	0- 0	0- 0				
10- 5	0- 2	2- 0	CONFERENCE	3- 3	3- 0	2- 0				
5- 2	0- 1	1- 0	HOME	2- 1	1- 0	1- 0				
5- 3	0- 1	1- 0	AWAY	1- 2	2- 0	1- 0				
0- 0	0- 0	0- 0	NEUTRAL	0- 0	0- 0	0- 0				

RPI 1-25				RPI 26-50				Team's RPI: 38				RPI 51-100				RPI 101+			
RPI	S	Opponent	Score	RPI	S	Opponent	Score	RPI	S	Opponent	Score	RPI	S	Opponent	Score	RPI	S	Opponent	Score
7	A	UCLA	58 73	39	A	Seton Hall	72 64	51	A	Rutgers	69 62	135	A	Creighton	66 55				
21	A	Duquesne	57 76	39	H	Seton Hall	71 69	54	A	Villanova	54 58	145	A	Xavier	69 56				
22	A	DePaul	71 77	42	H	South Fla.	74 70	54	H	Villanova	59 71	145	H	Xavier	57 41				
22	H	DePaul	61 71					87	A	Marquette	64 67	158	H	Yale	69 56				
								87	H	Marquette	81 77	178	H	Marist	61 47				
								88	A	Georgetown	65 60	193	H	Fairfield	73 54				
								88	H	Georgetown	63 55	206	H	Butler	68 41				
												211	A	Kansas	86 71				
												238	H	Sacred Heart	67 54				
												252	A	Providence	80 61				
												272	A	UCF	70 42				
												332	A	UC Irvine	85 63				
LAST 12 Division I GAMES:																			
145	A	Xavier	69 56	145	H	Xavier	57 41	206	H	Butler	68 41								
88	H	Georgetown	63 55	54	A	Villanova	54 58	88	A	Georgetown	65 60								
54	H	Villanova	59 71	39	A	Seton Hall	72 64	39	H	Seton Hall	71 69								
22	A	DePaul	71 77	87	A	Marquette	64 67	87	H	Marquette	81 77								

Non-Div I Games:

St. John's (NY)

■ Loss,
■ Non-Conf,
■ S Site,
■ H Home
■ A Away
N Neutral

St. Mary's (CA)

Through Games Of Feb. 19, 2016

Average RPI Win:	163	WON-LOST	WINNING	LAST 10	STRENGTH OF	OPP. STRENGTH	TEAM	ADJ.	CONF.	ADJ CONF.
Average RPI Loss:	94	RECORD	PCT. RANK	GAMES	SCHEDULE	OF SCHEDULE	RPI	RPI	RPI	RPI
DIV. I ONLY	20- 6	39	8- 2	93	95	53	53	8	8	
DIV. I NON-CONF.	9- 2	37	0- 0	146	94	65	65	9	9	
TOTALS	RPI 1-25	RPI 26-50	W-L RECORDS	RPI 51-100	RPI 101-150	RPI 150+				
20- 6	0- 2	0- 1	OVERALL	7- 1	2- 0	11- 2				
9- 4	0- 1	0- 1	HOME	3- 1	1- 0	5- 1				
10- 2	0- 1	0- 0	AWAY	3- 0	1- 0	6- 1				
1- 0	0- 0	0- 0	NEUTRAL	1- 0	0- 0	0- 0				
9- 2	0- 0	0- 1	NON-CONFERENCE	3- 0	1- 0	5- 1				
4- 2	0- 0	0- 1	HOME	1- 0	1- 0	2- 1				
4- 0	0- 0	0- 0	AWAY	1- 0	0- 0	3- 0				
1- 0	0- 0	0- 0	NEUTRAL	1- 0	0- 0	0- 0				
11- 4	0- 2	0- 0	CONFERENCE	4- 1	1- 0	6- 1				
5- 2	0- 1	0- 0	HOME	2- 1	0- 0	3- 0				
6- 2	0- 1	0- 0	AWAY	2- 0	1- 0	3- 1				
0- 0	0- 0	0- 0	NEUTRAL	0- 0	0- 0	0- 0				

RPI 1-25				RPI 26-50				RPI 51-100				RPI 101-150				RPI 150+			
RPI	S	Opponent	Score	RPI	S	Opponent	Score	RPI	S	Opponent	Score	RPI	S	Opponent	Score	RPI	S	Opponent	Score
11	A	BYU	59 65	35	H	Missouri	78 95	54	N	Villanova	67 60	101	A	San Francisco	78 68				
11	H	BYU	44 65					57	H	Santa Clara	67 73	137	H	Fresno St.	83 81				
								73	H	Washington St.	75 71	164	A	Northern Colo.	65 52				
								80	A	San Diego	73 68	167	A	Pacific	82 73				
								80	H	San Diego	68 60	167	H	Pacific	83 75				
								82	A	California	64 63	182	H	UC Davis	71 78				
								99	A	Gonzaga	69 68	186	H	San Jose St.	91 81				
								99	H	Gonzaga	66 47	198	H	Cal Poly	87 83				
												239	A	Loyola Marymount	91 81				
												239	H	Loyola Marymount	72 57				
												241	A	Wyoming	70 64				
												269	A	Pepperdine	58 62				
												269	H	Pepperdine	88 72				
												286	A	Portland	78 51				
												291	A	CSUN	93 59				
LAST 12 Division I GAMES:																			
99	H	Gonzaga	66 47	286	A	Portland	78 51												
239	A	Loyola Marymount	91 81	99	A	Gonzaga	69 68												
269	A	Pepperdine	58 62	167	A	Pacific	82 73												
11	H	BYU	44 65	269	H	Pepperdine	88 72												
80	H	San Diego	68 60	239	H	Loyola Marymount	72 57												
167	H	Pacific	83 75	80	A	San Diego	73 68												

Non-Div I Games:

St. Mary's (CA)

■ Loss,
 ■ Non-Conf,
 ■ S Site,
 ■ H Home
 ■ A Away
 N Neutral

Average RPI Win:	97	WON-LOST	WINNING	LAST 10	STRENGTH OF	OPP. STRENGTH	TEAM	ADJ.	CONF.	ADJ CONF.
Average RPI Loss:	16	RECORD	PCT. RANK	GAMES	SCHEDULE	OF SCHEDULE	RPI	RPI	RPI	RPI
DIV. I ONLY	21- 6	34	7- 3	8	4	10	10	1	1	
DIV. I NON-CONF.	10- 2	33	0- 0	8	23	4	4	1	1	
TOTALS	RPI 1-25	RPI 26-50	W-L RECORDS	RPI 51-100	RPI 101-150	RPI 150+				
21- 6	1- 5	3- 0	OVERALL	10- 1	2- 0	5- 0				
11- 2	1- 1	2- 0	HOME	4- 1	1- 0	3- 0				
7- 4	0- 4	1- 0	AWAY	3- 0	1- 0	2- 0				
3- 0	0- 0	0- 0	NEUTRAL	3- 0	0- 0	0- 0				
10- 2	1- 1	1- 0	NON-CONFERENCE	5- 1	0- 0	3- 0				
5- 1	1- 0	1- 0	HOME	1- 1	0- 0	2- 0				
2- 1	0- 1	0- 0	AWAY	1- 0	0- 0	1- 0				
3- 0	0- 0	0- 0	NEUTRAL	3- 0	0- 0	0- 0				
11- 4	0- 4	2- 0	CONFERENCE	5- 0	2- 0	2- 0				
6- 1	0- 1	1- 0	HOME	3- 0	1- 0	1- 0				
5- 3	0- 3	1- 0	AWAY	2- 0	1- 0	1- 0				
0- 0	0- 0	0- 0	NEUTRAL	0- 0	0- 0	0- 0				

RPI	S	Opponent	Score	RPI	S	Opponent	Score	RPI	S	Opponent	Score	RPI	S	Opponent	Score
6	A	Texas	69 77	29	H	George Washington	84 63	56	H	Chattanooga	73 30	119	A	Arizona	59 34
7	A	UCLA	36 56	30	H	Washington	69 53	57	H	Santa Clara	58 61	119	H	Arizona	82 58
8	A	Oregon St.	50 58	40	A	Southern California	57 47	60	N	Dayton	74 66	169	H	Cornell	93 38
9	A	Arizona St.	31 49					63	N	Purdue	71 65	177	A	Colorado	80 49
9	H	Arizona St.	61 63					64	A	Oregon	64 62	177	H	Colorado	71 56
19	H	Tennessee	69 55					72	H	Utah	72 52	182	A	UC Davis	74 45
								73	H	Washington St.	69 52	243	H	CSU Bakersfield	83 41
								82	A	California	60 55				
								82	H	California	53 46				
								89	N	Missouri St.	82 65				
								99	A	Gonzaga	65 48				
LAST 12 Division I GAMES:															
177	A	Colorado	80 49	30	H	Washington	69 53								
9	H	Arizona St.	61 63	7	A	UCLA	36 56								
119	H	Arizona	82 58	40	A	Southern California	57 47								
82	A	California	60 55	8	A	Oregon St.	50 58								
82	H	California	53 46	64	A	Oregon	64 62								
73	H	Washington St.	69 52	177	H	Colorado	71 56								

Non-Div I Games:

Stanford

■ Loss,
 ■ Non-Conf, S Site,
 ■ Home
 ■ Away
 N Neutral

Average RPI Win:	239	WON-LOST	WINNING	LAST 10	STRENGTH OF	OPP. STRENGTH	TEAM	ADJ.	CONF.	ADJ CONF.
Average RPI Loss:	184	RECORD	PCT. RANK	GAMES	SCHEDULE	OF SCHEDULE	RPI	RPI	RPI	RPI
DIV. I ONLY	11- 10	156	7- 3	262	273	226	226	26	26	
DIV. I NON-CONF.	3- 5	218	0- 0	144	273	212	212	26	26	
TOTALS	RPI 1-25	RPI 26-50	W-L RECORDS	RPI 51-100	RPI 101-150	RPI 150+				
11- 10	0- 0	0- 0	OVERALL	0- 2	1- 3	10- 5				
6- 4	0- 0	0- 0	HOME	0- 1	1- 2	5- 1				
3- 4	0- 0	0- 0	AWAY	0- 1	0- 0	3- 3				
2- 2	0- 0	0- 0	NEUTRAL	0- 0	0- 1	2- 1				
3- 5	0- 0	0- 0	NON-CONFERENCE	0- 1	0- 2	3- 2				
1- 1	0- 0	0- 0	HOME	0- 0	0- 1	1- 0				
0- 2	0- 0	0- 0	AWAY	0- 1	0- 0	0- 1				
2- 2	0- 0	0- 0	NEUTRAL	0- 0	0- 1	2- 1				
8- 5	0- 0	0- 0	CONFERENCE	0- 1	1- 1	7- 3				
5- 3	0- 0	0- 0	HOME	0- 1	1- 1	4- 1				
3- 2	0- 0	0- 0	AWAY	0- 0	0- 0	3- 2				
0- 0	0- 0	0- 0	NEUTRAL	0- 0	0- 0	0- 0				

RPI 1-25				RPI 26-50				RPI 51-100				RPI 101+				Team's RPI: 226	
RPI	S	Opponent	Score	RPI	S	Opponent	Score	RPI	S	Opponent	Score	RPI	S	Opponent	Score		
								62	H	Abilene Christian	70	85	110	H	Central Ark.	53	55
								92	A	TCU	55	88	126	N	IUPUI	55	62
													128	H	Northwestern St.	68	52
													149	H	UT Arlington	63	67
													163	N	SIUE	82	74
													165	H	McNeese St.	80	55
													175	A	Louisiana Tech	44	76
													199	N	Weber St.	46	56
													229	H	Rice	59	45
													230	N	Indiana St.	71	62
													236	H	Sam Houston St.	70	63
													246	A	Houston Baptist	64	50
													281	A	Lamar	79	77
													281	H	Lamar	60	64
													311	A	A&M-Corpus Christi	71	66
													311	H	A&M-Corpus Christi	72	59
													314	A	Southeastern La.	56	65
													324	H	Incarnate Word	74	62
													333	A	New Orleans	57	58
LAST 12 Division I GAMES:																	
				281	A	Lamar	79	77					236	H	Sam Houston St.	70	63
				311	H	A&M-Corpus Christi	72	59					281	H	Lamar	60	64
				324	H	Incarnate Word	74	62					62	H	Abilene Christian	70	85
				246	A	Houston Baptist	64	50					333	A	New Orleans	57	58
				128	H	Northwestern St.	68	52					110	H	Central Ark.	53	55
				311	A	A&M-Corpus Christi	71	66					314	A	Southeastern La.	56	65

Non-Div I Games: Texas-Tyler 91 69 Tex. A&M-Commerce 75 65 LSU-Shreveport 94 39

Stephen F. Austin

Average RPI Win:	281	WON-LOST	WINNING	LAST 10	STRENGTH OF	OPP. STRENGTH	TEAM	ADJ.	CONF.	ADJ CONF.
Average RPI Loss:	130	RECORD	PCT. RANK	GAMES	SCHEDULE	OF SCHEDULE	RPI	RPI	RPI	RPI
DIV. I ONLY	13- 9	117	7- 3	313	236	183	183	29	29	
DIV. I NON-CONF.	6- 5	146	1- 0	266	121	184	184	27	27	
TOTALS	RPI 1-25	RPI 26-50	W-L RECORDS	RPI 51-100	RPI 101-150	RPI 150+				
13- 9	0- 2	0- 0	OVERALL	0- 2	1- 2	12- 3				
6- 2	0- 0	0- 0	HOME	0- 0	1- 0	5- 2				
7- 5	0- 2	0- 0	AWAY	0- 1	0- 1	7- 1				
0- 2	0- 0	0- 0	NEUTRAL	0- 1	0- 1	0- 0				
6- 5	0- 2	0- 0	NON-CONFERENCE	0- 1	0- 1	6- 1				
3- 1	0- 0	0- 0	HOME	0- 0	0- 0	3- 1				
3- 2	0- 2	0- 0	AWAY	0- 0	0- 0	3- 0				
0- 2	0- 0	0- 0	NEUTRAL	0- 1	0- 1	0- 0				
7- 4	0- 0	0- 0	CONFERENCE	0- 1	1- 1	6- 2				
3- 1	0- 0	0- 0	HOME	0- 0	1- 0	2- 1				
4- 3	0- 0	0- 0	AWAY	0- 1	0- 1	4- 1				
0- 0	0- 0	0- 0	NEUTRAL	0- 0	0- 0	0- 0				

RPI 1-25				RPI 26-50				RPI 51-100				RPI 101+ Team's RPI: 183			
RPI	S	Opponent	Score	RPI	S	Opponent	Score	RPI	S	Opponent	Score	RPI	S	Opponent	Score
19	A	Tennessee	56 90					61	A	FGCU	48 61	147	A	Jacksonville	49 69
25	A	Georgia	55 76					79	N	Minnesota	69 72	147	H	Jacksonville	66 61
												148	N	Boise St.	65 71
												151	H	Hampton	68 59
												210	A	USC Upstate	58 73
												210	H	USC Upstate	56 61
												253	A	UNCW	52 49
												255	A	Bethune-Cookman	62 38
												272	H	UCF	83 68
												274	H	Georgia St.	72 80
												275	H	Ga. Southern	79 57
												297	A	Kennesaw St.	57 54
												321	A	North Florida	67 56
												321	H	North Florida	81 61
												335	A	Lipscomb	83 62
												339	A	Eastern Ill.	68 66
												342	A	NJIT	74 56
												342	H	NJIT	60 55
LAST 12 Division I GAMES:															
342	A	NJIT	74 56	335	A	Lipscomb	83 62								
210	A	USC Upstate	58 73	297	A	Kennesaw St.	57 54								
321	A	North Florida	67 56	210	H	USC Upstate	56 61								
147	H	Jacksonville	66 61	342	H	NJIT	60 55								
321	H	North Florida	81 61	61	A	FGCU	48 61								
147	A	Jacksonville	49 69	151	H	Hampton	68 59								

Non-Div I Games: Trinity Baptist 107 30 Armstrong St. 61 45 Flagler 84 47

Stetson

Loss, Non-Conf, S Site, H Home A Away N Neutral

Stony Brook

Through Games Of Feb. 19, 2016

Average RPI Win:	239	WON-LOST	WINNING	LAST 10	STRENGTH OF	OPP. STRENGTH	TEAM	ADJ.	CONF.	ADJ CONF.
Average RPI Loss:	113	RECORD	PCT. RANK	GAMES	SCHEDULE	OF SCHEDULE	RPI	RPI	RPI	RPI
DIV. I ONLY	16- 11	114	4- 6	194	203	139	139	15	15	
DIV. I NON-CONF.	8- 5	120	0- 0	190	200	125	125	18	18	
TOTALS	RPI 1-25	RPI 26-50	W-L RECORDS	RPI 51-100	RPI 101-150	RPI 150+				
16- 11	0- 1	0- 3	OVERALL	0- 2	2- 0	14- 5				
9- 4	0- 0	0- 2	HOME	0- 0	2- 0	7- 2				
7- 7	0- 1	0- 1	AWAY	0- 2	0- 0	7- 3				
0- 0	0- 0	0- 0	NEUTRAL	0- 0	0- 0	0- 0				
8- 5	0- 1	0- 1	NON-CONFERENCE	0- 1	2- 0	6- 2				
4- 2	0- 0	0- 1	HOME	0- 0	2- 0	2- 1				
4- 3	0- 1	0- 0	AWAY	0- 1	0- 0	4- 1				
0- 0	0- 0	0- 0	NEUTRAL	0- 0	0- 0	0- 0				
8- 6	0- 0	0- 2	CONFERENCE	0- 1	0- 0	8- 3				
5- 2	0- 0	0- 1	HOME	0- 0	0- 0	5- 1				
3- 4	0- 0	0- 1	AWAY	0- 1	0- 0	3- 2				
0- 0	0- 0	0- 0	NEUTRAL	0- 0	0- 0	0- 0				

RPI 1-25				RPI 26-50				RPI 51-100				RPI 101+ Team's RPI: 139			
RPI	S	Opponent	Score	RPI	S	Opponent	Score	RPI	S	Opponent	Score	RPI	S	Opponent	Score
16	A	Syracuse	49 64	34	H	St. Bonaventure	68 73	71	A	Hofstra	66 71	111	H	Harvard	64 63
				48	A	Albany (NY)	54 73	78	A	Maine	52 55	115	H	Iona	58 53
				48	H	Albany (NY)	49 62					158	A	Yale	57 62
												161	H	Ole Miss	57 72
												162	A	UMBC	69 60
												162	H	UMBC	65 69
												169	A	Cornell	58 49
												208	A	Hartford	45 42
												208	H	Hartford	58 35
												227	H	Morgan St.	46 42
												228	A	Columbia	79 71
												235	A	Binghamton	47 54
												235	H	Binghamton	64 58
												237	A	New Hampshire	46 49
												237	H	New Hampshire	63 54
												290	H	Vermont	73 59
												318	A	UMass Lowell	64 50
												318	H	UMass Lowell	60 46
												325	H	LIU Brooklyn	71 54
												334	A	Saint Peter's	69 35
												344	A	Wagner	73 62
LAST 12 Division I GAMES:															
48	H	Albany (NY)	49 62	290	H	Vermont	73 59								
237	A	New Hampshire	46 49	78	A	Maine	52 55								
162	H	UMBC	65 69	48	A	Albany (NY)	54 73								
208	A	Hartford	45 42	208	H	Hartford	58 35								
318	H	UMass Lowell	60 46	237	H	New Hampshire	63 54								
235	A	Binghamton	47 54	162	A	UMBC	69 60								

Non-Div I Games:

Stony Brook

Loss, Non-Conf, S Site, H Home A Away N Neutral

Average RPI Win:	135	WON-LOST	WINNING	LAST 10	STRENGTH OF	OPP. STRENGTH	TEAM	ADJ.	CONF.	ADJ CONF.
Average RPI Loss:	29	RECORD	PCT. RANK	GAMES	SCHEDULE	OF SCHEDULE	RPI	RPI	RPI	RPI
DIV. I ONLY	21- 6	34	8- 2	31	39	16	16	5	5	
DIV. I NON-CONF.	10- 3	61	0- 0	61	95	44	44	5	5	
TOTALS	RPI 1-25	RPI 26-50	W-L RECORDS	RPI 51-100	RPI 101-150	RPI 150+				
21- 6	1- 5	4- 0	OVERALL	3- 0	6- 1	7- 0				
14- 2	1- 2	1- 0	HOME	2- 0	5- 0	5- 0				
5- 4	0- 3	2- 0	AWAY	1- 0	1- 1	1- 0				
2- 0	0- 0	1- 0	NEUTRAL	0- 0	0- 0	1- 0				
10- 3	0- 3	1- 0	NON-CONFERENCE	1- 0	2- 0	6- 0				
7- 1	0- 1	0- 0	HOME	1- 0	2- 0	4- 0				
1- 2	0- 2	0- 0	AWAY	0- 0	0- 0	1- 0				
2- 0	0- 0	1- 0	NEUTRAL	0- 0	0- 0	1- 0				
11- 3	1- 2	3- 0	CONFERENCE	2- 0	4- 1	1- 0				
7- 1	1- 1	1- 0	HOME	1- 0	3- 0	1- 0				
4- 2	0- 1	2- 0	AWAY	1- 0	1- 1	0- 0				
0- 0	0- 0	0- 0	NEUTRAL	0- 0	0- 0	0- 0				

RPI	S	Opponent	Score	RPI	S	Opponent	Score	RPI	S	Opponent	Score	RPI	S	Opponent	Score
1	A	Notre Dame	62 90	28	A	Miami (FL)	57 51	85	H	Georgia Tech	71 52	114	A	Wake Forest	91 65
9	H	Arizona St.	54 61	30	N	Washington	66 62	91	A	Virginia	91 57	116	H	Boston College	62 61
12	A	Maryland	64 82	45	H	Duke	86 50	93	H	Drexel	83 62	117	A	North Carolina	73 77
13	H	Florida St.	83 73	47	A	North Carolina St.	55 52					120	H	Pittsburgh	71 48
18	H	Louisville	53 71									121	H	Virginia Tech	60 39
19	A	Tennessee	55 57									139	H	Stony Brook	64 49
												147	H	Jacksonville	65 49
												174	N	Fordham	76 54
												197	H	UTRGV	91 32
												202	A	Rhode Island	57 54
												227	H	Morgan St.	90 61
												249	H	Clemson	83 62
												273	H	Coppin St.	88 56
												327	H	Howard	97 48
LAST 12 Division I GAMES:															
13	H	Florida St.	83 73	116	H	Boston College	62 61								
47	A	North Carolina St.	55 52	18	H	Louisville	53 71								
91	A	Virginia	91 57	1	A	Notre Dame	62 90								
85	H	Georgia Tech	71 52	114	A	Wake Forest	91 65								
249	H	Clemson	83 62	120	H	Pittsburgh	71 48								
28	A	Miami (FL)	57 51	121	H	Virginia Tech	60 39								

Non-Div I Games:

Syracuse

■ Loss,
 ■ Non-Conf, S Site,
 ■ Home
 ■ Away
 N Neutral

Average RPI Win:	199	WON-LOST	WINNING	LAST 10	STRENGTH OF	OPP. STRENGTH	TEAM	ADJ.	CONF.	ADJ CONF.
Average RPI Loss:	35	RECORD	PCT. RANK	GAMES	SCHEDULE	OF SCHEDULE	RPI	RPI	RPI	RPI
DIV. I ONLY	14- 11	137	4- 6	64	34	92	92	3	3	
DIV. I NON-CONF.	8- 3	77	0- 0	259	173	141	141	3	3	
TOTALS	RPI 1-25	RPI 26-50	W-L RECORDS	RPI 51-100	RPI 101-150	RPI 150+				
14- 11	0- 8	1- 2	OVERALL	2- 0	2- 0	9- 1				
10- 5	0- 4	1- 1	HOME	1- 0	1- 0	7- 0				
4- 6	0- 4	0- 1	AWAY	1- 0	1- 0	2- 1				
0- 0	0- 0	0- 0	NEUTRAL	0- 0	0- 0	0- 0				
8- 3	0- 2	0- 0	NON-CONFERENCE	0- 0	0- 0	8- 1				
7- 1	0- 1	0- 0	HOME	0- 0	0- 0	7- 0				
1- 2	0- 1	0- 0	AWAY	0- 0	0- 0	1- 1				
0- 0	0- 0	0- 0	NEUTRAL	0- 0	0- 0	0- 0				
6- 8	0- 6	1- 2	CONFERENCE	2- 0	2- 0	1- 0				
3- 4	0- 3	1- 1	HOME	1- 0	1- 0	0- 0				
3- 4	0- 3	0- 1	AWAY	1- 0	1- 0	1- 0				
0- 0	0- 0	0- 0	NEUTRAL	0- 0	0- 0	0- 0				

RPI	S	Opponent	Score	RPI	S	Opponent	Score	RPI	S	Opponent	Score	RPI	S	Opponent	Score
1	H	Notre Dame	72 88	37	H	West Virginia	84 97	100	A	Iowa St.	72 62	138	A	Texas Tech	78 69
4	A	Baylor	55 72	49	A	Kansas St.	49 58	100	H	Iowa St.	79 69	138	H	Texas Tech	69 48
4	H	Baylor	75 81	49	H	Kansas St.	87 73					153	A	SMU	89 79
6	H	Texas	58 65									197	H	UTRGV	71 67
15	A	Texas A&M	78 82									206	A	Butler	53 65
17	A	Oklahoma St.	52 80									211	A	Kansas	70 44
24	A	Oklahoma	64 77									226	H	Stephen F. Austin	88 55
24	H	Oklahoma	65 78									236	H	Sam Houston St.	85 59
												285	H	La.-Monroe	80 42
												287	H	Prairie View	69 60
												328	H	Southern Utah	76 47
												333	H	New Orleans	85 36
LAST 12 Division I GAMES:															
211	A	Kansas	70 44	37	H	West Virginia	84 97								
100	H	Iowa St.	79 69	6	H	Texas	58 65								
4	H	Baylor	75 81	49	A	Kansas St.	49 58								
24	A	Oklahoma	64 77	138	H	Texas Tech	69 48								
17	A	Oklahoma St.	52 80	4	A	Baylor	55 72								
100	A	Iowa St.	72 62	24	H	Oklahoma	65 78								

Non-Div I Games:

TCU

■ Loss,
■ Non-Conf, S Site,
■ Home
■ Away
N Neutral

Average RPI Win:	180	WON-LOST	WINNING	LAST 10	STRENGTH OF	OPP. STRENGTH	TEAM	ADJ.	CONF.	ADJ CONF.
Average RPI Loss:	63	RECORD	PCT. RANK	GAMES	SCHEDULE	OF SCHEDULE	RPI	RPI	RPI	RPI
DIV. I ONLY	17- 9	83	6- 4	85	69	67	67	9	9	
DIV. I NON-CONF.	6- 5	146	0- 1	47	66	104	104	7	7	
TOTALS	RPI 1-25	RPI 26-50	W-L RECORDS	RPI 51-100	RPI 101-150	RPI 150+				
17- 9	1- 3	1- 1	OVERALL	2- 1	1- 3	12- 1				
10- 3	1- 1	1- 1	HOME	1- 0	1- 1	6- 0				
7- 6	0- 1	0- 0	AWAY	1- 0	0- 1	6- 0				
0- 0	0- 0	0- 0	NEUTRAL	0- 0	0- 0	0- 0				
6- 5	1- 1	0- 1	NON-CONFERENCE	1- 1	0- 2	4- 0				
4- 2	1- 0	0- 1	HOME	1- 0	0- 1	2- 0				
2- 3	0- 1	0- 0	AWAY	0- 1	0- 1	2- 0				
0- 0	0- 0	0- 0	NEUTRAL	0- 0	0- 0	0- 0				
11- 4	0- 2	1- 0	CONFERENCE	1- 0	1- 1	8- 1				
6- 1	0- 1	1- 0	HOME	0- 0	1- 0	4- 0				
5- 3	0- 1	0- 0	AWAY	1- 0	0- 1	4- 1				
0- 0	0- 0	0- 0	NEUTRAL	0- 0	0- 0	0- 0				

RPI	S	Opponent	Score	RPI	S	Opponent	Score	RPI	S	Opponent	Score	RPI	S	Opponent	Score
3	A	UConn	49 104	32	H	Penn	54 60	51	A	Rutgers	51 61	103	A	Quinnipiac	56 58
3	H	UConn	60 85	42	H	South Fla.	68 66	54	H	Villanova	61 55	104	H	Saint Joseph's	67 70
13	A	Florida St.	47 75					81	A	Tulane	72 54	105	A	Memphis	97 100
20	H	Florida	97 91									105	H	Memphis	82 58
												153	A	SMU	67 69
												153	H	SMU	55 35
												172	A	East Carolina	83 63
												174	A	Fordham	57 44
												189	H	Tulsa	66 46
												209	A	Cincinnati	74 49
												209	H	Cincinnati	74 51
												238	H	Sacred Heart	92 62
												270	A	Houston	75 66
												270	H	Houston	78 48
												272	A	UCF	71 63
												278	A	La Salle	77 48
												329	H	Delaware St.	100 59
LAST 12 Division I GAMES:															
105	A	Memphis	97 100	81	A	Tulane	72 54								
3	H	UConn	60 85	270	H	Houston	78 48								
209	A	Cincinnati	74 49	32	H	Penn	54 60								
42	H	South Fla.	68 66	3	A	UConn	49 104								
153	H	SMU	55 35	272	A	UCF	71 63								
172	A	East Carolina	83 63	209	H	Cincinnati	74 51								

Non-Div I Games:

Temple

Loss, Non-Conf, S Site, H Home A Away N Neutral

Tennessee

Through Games Of Feb. 19, 2016

Average RPI Win: 104		WON-LOST	WINNING	LAST 10	STRENGTH OF	OPP. STRENGTH	TEAM	ADJ.	CONF.	ADJ CONF.
Average RPI Loss: 35		RECORD	PCT. RANK	GAMES	SCHEDULE	OF SCHEDULE	RPI	RPI	RPI	RPI
DIV. I ONLY		16- 10	104	5- 5	1	25	19	19	2	2
DIV. I NON-CONF.		9- 4	95	0- 1	2	35	8	8	2	2
<hr/>										
TOTALS	RPI 1-25	RPI 26-50		W-L RECORDS		RPI 51-100	RPI 101-150		RPI 150+	
16- 10	2- 7	2- 1		OVERALL		4- 0	4- 2		4- 0	
12- 4	1- 3	1- 0		HOME		3- 0	4- 1		3- 0	
4- 6	1- 4	1- 1		AWAY		1- 0	0- 1		1- 0	
0- 0	0- 0	0- 0		NEUTRAL		0- 0	0- 0		0- 0	
9- 4	2- 3	1- 0		NON-CONFERENCE		1- 0	3- 1		2- 0	
7- 2	1- 1	1- 0		HOME		1- 0	3- 1		1- 0	
2- 2	1- 2	0- 0		AWAY		0- 0	0- 0		1- 0	
0- 0	0- 0	0- 0		NEUTRAL		0- 0	0- 0		0- 0	
7- 6	0- 4	1- 1		CONFERENCE		3- 0	1- 1		2- 0	
5- 2	0- 2	0- 0		HOME		2- 0	1- 0		2- 0	
2- 4	0- 2	1- 1		AWAY		1- 0	0- 1		0- 0	
0- 0	0- 0	0- 0		NEUTRAL		0- 0	0- 0		0- 0	

RPI	S	Opponent	Score	RPI	S	Opponent	Score	RPI	S	Opponent	Score	RPI	S	Opponent	Score
1	A	Notre Dame	66 79	33	A	Mississippi St.	63 65	52	H	Auburn	79 52	110	H	Central Ark.	102 47
2	H	South Carolina	56 62	35	A	Missouri	71 55	56	H	Chattanooga	59 57	121	H	Virginia Tech	43 57
6	H	Texas	53 64	48	H	Albany (NY)	63 55	75	A	Vanderbilt	69 51	125	H	Penn St.	74 66
8	A	Oregon St.	53 50					75	H	Vanderbilt	58 49	131	A	Arkansas	59 64
10	A	Stanford	55 69									131	H	Arkansas	75 57
14	A	Kentucky	63 64									144	H	ETSU	85 49
15	A	Texas A&M	71 76									156	H	Alabama	70 42
16	H	Syracuse	57 55									161	H	Ole Miss	57 51
20	H	Florida	66 74									183	H	Stetson	90 56
												288	A	Wichita St.	58 51
LAST 12 Division I GAMES:															
161	H	Ole Miss	57 51	33	A	Mississippi St.	63 65	14	A	Kentucky	63 64				
2	H	South Carolina	56 62	75	A	Vanderbilt	69 51	75	H	Vanderbilt	58 49				
15	A	Texas A&M	71 76	1	A	Notre Dame	66 79	131	A	Arkansas	59 64				
131	H	Arkansas	75 57	52	H	Auburn	79 52								
156	H	Alabama	70 42												

Non-Div I Games:

Tennessee

■ Loss,
■ Non-Conf, S Site,
■ Home
■ Away
N Neutral

Average RPI Win:	274	WON-LOST	WINNING	LAST 10	STRENGTH OF	OPP. STRENGTH	TEAM	ADJ.	CONF.	ADJ CONF.
Average RPI Loss:	155	RECORD	PCT. RANK	GAMES	SCHEDULE	OF SCHEDULE	RPI	RPI	RPI	RPI
DIV. I ONLY	8- 16	262	3- 7	214	231	263	263	24	24	
DIV. I NON-CONF.	3- 8	258	0- 0	113	149	221	221	23	23	
TOTALS	RPI 1-25	RPI 26-50	W-L RECORDS	RPI 51-100	RPI 101-150	RPI 150+				
8- 16	0- 1	0- 2	OVERALL	0- 1	0- 3	8- 9				
6- 2	0- 0	0- 0	HOME	0- 0	0- 0	6- 2				
1- 12	0- 1	0- 2	AWAY	0- 1	0- 3	1- 5				
1- 2	0- 0	0- 0	NEUTRAL	0- 0	0- 0	1- 2				
3- 8	0- 1	0- 2	NON-CONFERENCE	0- 0	0- 2	3- 3				
2- 0	0- 0	0- 0	HOME	0- 0	0- 0	2- 0				
0- 6	0- 1	0- 2	AWAY	0- 0	0- 2	0- 1				
1- 2	0- 0	0- 0	NEUTRAL	0- 0	0- 0	1- 2				
5- 8	0- 0	0- 0	CONFERENCE	0- 1	0- 1	5- 6				
4- 2	0- 0	0- 0	HOME	0- 0	0- 0	4- 2				
1- 6	0- 0	0- 0	AWAY	0- 1	0- 1	1- 4				
0- 0	0- 0	0- 0	NEUTRAL	0- 0	0- 0	0- 0				

RPI 1-25				RPI 26-50				RPI 51-100				RPI 101+ Team's RPI: 263			
RPI	S	Opponent	Score	RPI	S	Opponent	Score	RPI	S	Opponent	Score	RPI	S	Opponent	Score
14	A	Kentucky	39 81	33	A	Mississippi St.	54 82	94	A	UT Martin	50 77	102	A	Belmont	65 80
				44	A	Indiana	56 88					106	A	Youngstown St.	58 69
												133	A	Southern Ill.	70 79
												154	A	Illinois	43 98
												163	H	SIUE	73 61
												187	A	Eastern Ky.	67 78
												187	H	Eastern Ky.	66 70
												191	N	Fla. Atlantic	64 69
												195	A	Southeast Mo. St.	65 75
												201	N	Utah St.	46 63
												245	H	Texas Southern	72 56
												261	H	Murray St.	69 58
												271	H	Austin Peay	66 58
												276	A	Tennessee Tech	60 70
												276	H	Tennessee Tech	56 64
												280	N	Alabama St.	74 64
												283	A	Jacksonville St.	55 69
												300	H	Morehead St.	78 76
												335	H	Lipscomb	77 65
												339	A	Eastern Ill.	62 53
LAST 12 Division I GAMES:															
187	A	Eastern Ky.	67 78	102	A	Belmont	65 80								
276	H	Tennessee Tech	56 64	276	A	Tennessee Tech	60 70								
300	H	Morehead St.	78 76	261	H	Murray St.	69 58								
187	H	Eastern Ky.	66 70	271	H	Austin Peay	66 58								
283	A	Jacksonville St.	55 69	163	H	SIUE	73 61								
94	A	UT Martin	50 77	339	A	Eastern Ill.	62 53								

Non-Div I Games: Lane 75 44 North Ala. 58 40

Tennessee St.

Loss, Non-Conf, S Site, H Home A Away N Neutral

Average RPI Win:	282	WON-LOST	WINNING	LAST 10	STRENGTH OF	OPP. STRENGTH	TEAM	ADJ.	CONF.	ADJ CONF.
Average RPI Loss:	155	RECORD	PCT. RANK	GAMES	SCHEDULE	OF SCHEDULE	RPI	RPI	RPI	RPI
DIV. I ONLY	10- 17	250	5- 5	257	229	276	276	24	24	
DIV. I NON-CONF.	4- 9	245	0- 0	156	144	247	247	23	23	
TOTALS	RPI 1-25	RPI 26-50	W-L RECORDS	RPI 51-100	RPI 101-150	RPI 150+				
10- 17	0- 2	0- 1	OVERALL	0- 2	0- 4	10- 8				
7- 8	0- 1	0- 1	HOME	0- 0	0- 2	7- 4				
3- 9	0- 1	0- 0	AWAY	0- 2	0- 2	3- 4				
0- 0	0- 0	0- 0	NEUTRAL	0- 0	0- 0	0- 0				
4- 9	0- 2	0- 1	NON-CONFERENCE	0- 1	0- 3	4- 2				
3- 5	0- 1	0- 1	HOME	0- 0	0- 1	3- 2				
1- 4	0- 1	0- 0	AWAY	0- 1	0- 2	1- 0				
0- 0	0- 0	0- 0	NEUTRAL	0- 0	0- 0	0- 0				
6- 8	0- 0	0- 0	CONFERENCE	0- 1	0- 1	6- 6				
4- 3	0- 0	0- 0	HOME	0- 0	0- 1	4- 2				
2- 5	0- 0	0- 0	AWAY	0- 1	0- 0	2- 4				
0- 0	0- 0	0- 0	NEUTRAL	0- 0	0- 0	0- 0				

RPI 1-25				RPI 26-50				RPI 51-100				RPI 101+ Team's RPI: 276			
RPI	S	Opponent	Score	RPI	S	Opponent	Score	RPI	S	Opponent	Score	RPI	S	Opponent	Score
18	H	Louisville	54 76	43	H	Arkansas St.	55 77	74	A	Middle Tenn.	53 69	102	H	Belmont	79 80
25	A	Georgia	48 81					94	A	UT Martin	53 67	113	H	Mercer	47 63
												145	A	Xavier	47 64
												146	A	Northern Ky.	62 88
												152	H	Southern Miss.	57 69
												163	H	SIUE	68 83
												187	A	Eastern Ky.	77 72
												195	H	Southeast Mo. St.	57 60
												249	H	Clemson	53 71
												261	A	Murray St.	50 56
												263	A	Tennessee St.	64 56
												263	H	Tennessee St.	70 60
												271	A	Austin Peay	75 91
												274	H	Georgia St.	72 65
												283	A	Jacksonville St.	46 55
												283	H	Jacksonville St.	51 49
												288	H	Wichita St.	54 48
												289	A	UNCG	73 64
												300	A	Morehead St.	71 75
												300	H	Morehead St.	77 69
												335	H	Lipscomb	81 70
												339	H	Eastern Ill.	81 74
LAST 12 Division I GAMES:															
300	H	Morehead St.	77 69	187	A	Eastern Ky.	77 72								
283	H	Jacksonville St.	51 49	263	H	Tennessee St.	70 60								
263	A	Tennessee St.	64 56	195	H	Southeast Mo. St.	57 60								
283	A	Jacksonville St.	46 55	94	A	UT Martin	53 67								
102	H	Belmont	79 80	271	A	Austin Peay	75 91								
300	A	Morehead St.	71 75	261	A	Murray St.	50 56								

Non-Div I Games:

Tennessee Tech

■ Loss,
 ■ Non-Conf,
 ■ S Site,
 ■ H Home
 ■ A Away
 N Neutral

Average RPI Win:	111	WON-LOST	WINNING	LAST 10	STRENGTH OF	OPP. STRENGTH	TEAM	ADJ.	CONF.	ADJ CONF.
Average RPI Loss:	14	RECORD	PCT. RANK	GAMES	SCHEDULE	OF SCHEDULE	RPI	RPI	RPI	RPI
DIV. I ONLY	23- 2	6	8- 2	50	7	6	6	3	3	
DIV. I NON-CONF.	11- 0	1	0- 0	154	13	10	10	3	3	
TOTALS	RPI 1-25	RPI 26-50	W-L RECORDS	RPI 51-100	RPI 101-150	RPI 150+				
23- 2	5- 2	4- 0	OVERALL	3- 0	4- 0	7- 0				
13- 1	3- 1	2- 0	HOME	1- 0	2- 0	5- 0				
9- 1	2- 0	2- 0	AWAY	2- 0	1- 0	2- 0				
1- 0	0- 0	0- 0	NEUTRAL	0- 0	1- 0	0- 0				
11- 0	2- 0	1- 0	NON-CONFERENCE	0- 0	3- 0	5- 0				
7- 0	1- 0	1- 0	HOME	0- 0	1- 0	4- 0				
3- 0	1- 0	0- 0	AWAY	0- 0	1- 0	1- 0				
1- 0	0- 0	0- 0	NEUTRAL	0- 0	1- 0	0- 0				
12- 2	3- 2	3- 0	CONFERENCE	3- 0	1- 0	2- 0				
6- 1	2- 1	1- 0	HOME	1- 0	1- 0	1- 0				
6- 1	1- 1	2- 0	AWAY	2- 0	0- 0	1- 0				
0- 0	0- 0	0- 0	NEUTRAL	0- 0	0- 0	0- 0				

RPI	S	Opponent	Score	RPI	S	Opponent	Score	RPI	S	Opponent	Score	RPI	S	Opponent	Score
4	H	Baylor	67 80	33	H	Mississippi St.	53 47	92	A	TCU	65 58	128	H	Northwestern St.	86 33
10	H	Stanford	77 69	37	A	West Virginia	65 54	100	A	Iowa St.	65 49	130	A	Little Rock	66 56
17	A	Oklahoma St.	78 48	49	A	Kansas St.	66 51	100	H	Iowa St.	75 54	131	N	Arkansas	61 50
17	H	Oklahoma St.	70 55	49	H	Kansas St.	58 51					138	H	Texas Tech	86 62
19	A	Tennessee	64 53									151	H	Hampton	79 52
24	A	Oklahoma	56 74									194	H	Canisius	92 62
24	H	Oklahoma	83 76									211	A	Kansas	75 38
												211	H	Kansas	70 46
												229	A	Rice	70 47
												236	H	Sam Houston St.	83 49
												254	H	UTSA	90 53
LAST 12 Division I GAMES:															
49	H	Kansas St.	58 51	24	H	Oklahoma	83 76								
24	A	Oklahoma	56 74	92	A	TCU	65 58								
17	H	Oklahoma St.	70 55	4	H	Baylor	67 80								
100	A	Iowa St.	65 49	211	A	Kansas	75 38								
49	A	Kansas St.	66 51	17	A	Oklahoma St.	78 48								
211	H	Kansas	70 46	100	H	Iowa St.	75 54								

Non-Div I Games:

Texas

■ Loss,
 ■ Non-Conf, S Site,
 ■ Home
 ■ Away
 N Neutral

Average RPI Win:	115	WON-LOST	WINNING	LAST 10	STRENGTH OF	OPP. STRENGTH	TEAM	ADJ.	CONF.	ADJ CONF.
Average RPI Loss:	28	RECORD	PCT. RANK	GAMES	SCHEDULE	OF SCHEDULE	RPI	RPI	RPI	RPI
DIV. I ONLY	19- 7	55	7- 3	9	10	15	15	2	2	
DIV. I NON-CONF.	10- 3	61	0- 0	19	18	19	19	2	2	
TOTALS	RPI 1-25	RPI 26-50	W-L RECORDS	RPI 51-100	RPI 101-150	RPI 150+				
19- 7	3- 6	3- 0	OVERALL	2- 0	4- 1	7- 0				
12- 2	2- 2	2- 0	HOME	1- 0	2- 0	5- 0				
4- 3	0- 0	1- 0	AWAY	0- 0	1- 0	2- 0				
3- 2	1- 2	0- 0	NEUTRAL	1- 0	1- 0	0- 0				
10- 3	1- 3	1- 0	NON-CONFERENCE	2- 0	2- 0	4- 0				
6- 1	0- 1	0- 0	HOME	1- 0	1- 0	4- 0				
1- 0	0- 0	1- 0	AWAY	0- 0	0- 0	0- 0				
3- 2	1- 2	0- 0	NEUTRAL	1- 0	1- 0	0- 0				
9- 4	2- 3	2- 0	CONFERENCE	0- 0	2- 1	3- 0				
6- 1	2- 1	2- 0	HOME	0- 0	1- 0	1- 0				
3- 3	0- 2	0- 0	AWAY	0- 0	1- 1	2- 0				
0- 0	0- 0	0- 0	NEUTRAL	0- 0	0- 0	0- 0				

RPI	S	Opponent	Score	RPI	S	Opponent	Score	RPI	S	Opponent	Score	RPI	S	Opponent	Score
2	A	South Carolina	58 59	33	H	Mississippi St.	64 58	82	N	California	75 58	123	N	Hawaii	82 41
2	H	South Carolina	63 70	35	H	Missouri	81 77	92	H	TCU	82 78	130	H	Little Rock	69 39
5	N	Ohio St.	80 95	45	A	Duke	72 66					131	A	Arkansas	61 67
11	N	BYU	64 72									132	A	LSU	53 35
19	H	Tennessee	76 71									132	H	LSU	68 54
20	A	Florida	81 83									153	H	SMU	67 55
22	H	DePaul	66 80									156	A	Alabama	59 56
24	N	Oklahoma	74 68									161	A	Ole Miss	62 48
25	H	Georgia	73 62									161	H	Ole Miss	81 58
												180	H	Southern U.	88 47
												215	H	Texas St.	87 50
												287	H	Prairie View	88 30
LAST 12 Division I GAMES:															
132	H	LSU	68 54	156	A	Alabama	59 56								
161	A	Ole Miss	62 48	35	H	Missouri	81 77								
33	H	Mississippi St.	64 58	2	A	South Carolina	58 59								
19	H	Tennessee	76 71	161	H	Ole Miss	81 58								
20	A	Florida	81 83	132	A	LSU	53 35								
2	H	South Carolina	63 70	131	A	Arkansas	61 67								

Non-Div I Games:

Texas A&M

■ Loss,
 ■ Non-Conf, S Site,
 ■ Home
 ■ Away
 N Neutral

Average RPI Win: 288		WON-LOST	WINNING	LAST 10	STRENGTH OF	OPP. STRENGTH	TEAM	ADJ.	CONF.	ADJ CONF.
Average RPI Loss: 197		RECORD	PCT. RANK	GAMES	SCHEDULE	OF SCHEDULE	RPI	RPI	RPI	RPI
DIV. I ONLY		14- 8	95	8- 2	346	298	245	245	32	32
DIV. I NON-CONF.		4- 6	201	0- 0	347	92	299	299	31	31
TOTALS	RPI 1-25		RPI 26-50		W-L RECORDS		RPI 51-100		RPI 101-150	RPI 150+
14- 8	0- 1		0- 0		OVERALL		0- 0		0- 1	14- 6
7- 3	0- 0		0- 0		HOME		0- 0		0- 0	7- 3
6- 5	0- 1		0- 0		AWAY		0- 0		0- 1	6- 3
1- 0	0- 0		0- 0		NEUTRAL		0- 0		0- 0	1- 0
4- 6	0- 1		0- 0		NON-CONFERENCE		0- 0		0- 1	4- 4
1- 2	0- 0		0- 0		HOME		0- 0		0- 0	1- 2
2- 4	0- 1		0- 0		AWAY		0- 0		0- 1	2- 2
1- 0	0- 0		0- 0		NEUTRAL		0- 0		0- 0	1- 0
10- 2	0- 0		0- 0		CONFERENCE		0- 0		0- 0	10- 2
6- 1	0- 0		0- 0		HOME		0- 0		0- 0	6- 1
4- 1	0- 0		0- 0		AWAY		0- 0		0- 0	4- 1
0- 0	0- 0		0- 0		NEUTRAL		0- 0		0- 0	0- 0

RPI 1-25				RPI 26-50				RPI 51-100				RPI 101+ Team's RPI: 245			
RPI	S	Opponent	Score	RPI	S	Opponent	Score	RPI	S	Opponent	Score	RPI	S	Opponent	Score
17	A	Oklahoma St.	52 87									132	A	LSU	36 86
												180	H	Southern U.	59 45
												192	A	Grambling	62 50
												192	H	Grambling	46 49
												211	A	Kansas	65 72
												229	A	Rice	69 66
												236	H	Sam Houston St.	51 53
												246	H	Houston Baptist	65 77
												254	A	UTSA	59 44
												263	A	Tennessee St.	56 72
												280	A	Alabama St.	51 57
												287	A	Prairie View	50 43
												287	H	Prairie View	72 65
												303	A	Jackson St.	62 36
												303	H	Jackson St.	66 47
												311	H	A&M-Corpus Christi	51 43
												322	H	Alcorn	68 39
												335	N	Lipscomb	66 62
												338	H	Ark.-Pine Bluff	57 30
												345	A	Alabama A&M	57 38
												348	H	Mississippi Val.	76 38
LAST 12 Division I GAMES:															
				192	H	Grambling	46 49					348	H	Mississippi Val.	76 38
				303	H	Jackson St.	66 47					192	A	Grambling	62 50
				287	A	Prairie View	50 43					303	A	Jackson St.	62 36
				345	A	Alabama A&M	57 38					287	H	Prairie View	72 65
				280	A	Alabama St.	51 57					322	H	Alcorn	68 39
				338	H	Ark.-Pine Bluff	57 30					180	H	Southern U.	59 45

Non-Div I Games:

Texas Southern

Loss, Non-Conf, S Site, H Home A Away N Neutral

Average RPI Win: 227		WON-LOST	WINNING	LAST 10	STRENGTH OF	OPP. STRENGTH	TEAM	ADJ.	CONF.	ADJ CONF.
Average RPI Loss: 151		RECORD	PCT. RANK	GAMES	SCHEDULE	OF SCHEDULE	RPI	RPI	RPI	RPI
DIV. I ONLY		10- 12	203	4- 6	222	166	215	215	16	16
DIV. I NON-CONF.		3- 5	218	0- 0	86	50	158	158	14	14
TOTALS	RPI 1-25	RPI 26-50		W-L RECORDS		RPI 51-100	RPI 101-150	RPI 150+		
10- 12	0- 1	0- 3		OVERALL		0- 1	2- 2	8- 5		
7- 2	0- 0	0- 1		HOME		0- 0	1- 1	6- 0		
3- 7	0- 1	0- 1		AWAY		0- 0	1- 0	2- 5		
0- 3	0- 0	0- 1		NEUTRAL		0- 1	0- 1	0- 0		
3- 5	0- 1	0- 2		NON-CONFERENCE		0- 1	0- 1	3- 0		
2- 0	0- 0	0- 0		HOME		0- 0	0- 0	2- 0		
1- 2	0- 1	0- 1		AWAY		0- 0	0- 0	1- 0		
0- 3	0- 0	0- 1		NEUTRAL		0- 1	0- 1	0- 0		
7- 7	0- 0	0- 1		CONFERENCE		0- 0	2- 1	5- 5		
5- 2	0- 0	0- 1		HOME		0- 0	1- 1	4- 0		
2- 5	0- 0	0- 0		AWAY		0- 0	1- 0	1- 5		
0- 0	0- 0	0- 0		NEUTRAL		0- 0	0- 0	0- 0		

RPI 1-25				RPI 26-50				RPI 51-100				RPI 101+				Team's RPI: 215	
RPI	S	Opponent	Score	RPI	S	Opponent	Score	RPI	S	Opponent	Score	RPI	S	Opponent	Score		
15	A	Texas A&M	50 87	35	A	Missouri	56 82	100	N	Iowa St.	61 83	130	H	Little Rock	67 57		
				43	H	Arkansas St.	59 74					134	A	La.-Lafayette	46 42		
				45	N	Duke	34 85					136	N	Idaho	55 75		
												149	H	UT Arlington	48 80		
												185	A	South Ala.	73 71		
												188	A	Troy	79 112		
												217	H	North Texas	64 62		
												246	A	Houston Baptist	71 66		
												254	H	UTSA	72 64		
												266	A	Appalachian St.	71 90		
												266	H	Appalachian St.	87 76		
												274	A	Georgia St.	62 73		
												274	H	Georgia St.	80 71		
												275	A	Ga. Southern	64 78		
												275	H	Ga. Southern	61 56		
												285	A	La.-Monroe	59 63		
												285	H	La.-Monroe	63 57		
LAST 12 Division I GAMES:																	
285	H	La.-Monroe	63 57	134	A	La.-Lafayette	46 42										
266	H	Appalachian St.	87 76	43	H	Arkansas St.	59 74										
149	H	UT Arlington	48 80	130	H	Little Rock	67 57										
275	A	Ga. Southern	64 78	188	A	Troy	79 112										
274	A	Georgia St.	62 73	185	A	South Ala.	73 71										
285	A	La.-Monroe	59 63	266	A	Appalachian St.	71 90										

Non-Div I Games:	Tex. A&M-Commerce	80	60	St. Edward's	52	44
------------------	-------------------	----	----	--------------	----	----

Texas St.

Loss, Non-Conf, S Site, H Home A Away N Neutral

Average RPI Win:	217	WON-LOST	WINNING	LAST 10	STRENGTH OF	OPP. STRENGTH	TEAM	ADJ.	CONF.	ADJ CONF.
Average RPI Loss:	40	RECORD	PCT. RANK	GAMES	SCHEDULE	OF SCHEDULE	RPI	RPI	RPI	RPI
DIV. I ONLY	11- 14	208	2- 8	43	68	138	138	3	3	
DIV. I NON-CONF.	9- 2	37	0- 0	223	299	102	102	3	3	
<hr/>										
TOTALS	RPI 1-25	RPI 26-50	W-L RECORDS	RPI 51-100	RPI 101-150	RPI 150+				
11- 14	0- 6	0- 4	OVERALL	2- 4	1- 0	8- 0				
10- 5	0- 2	0- 2	HOME	2- 1	1- 0	7- 0				
0- 8	0- 0	0- 0	AWAY	0- 0	0- 0	0- 0				
1- 1	0- 0	0- 1	NEUTRAL	0- 0	0- 0	1- 0				
9- 2	0- 0	0- 1	NON-CONFERENCE	1- 1	1- 0	7- 0				
8- 0	0- 0	0- 0	HOME	1- 0	1- 0	6- 0				
0- 1	0- 0	0- 0	AWAY	0- 1	0- 0	0- 0				
1- 1	0- 0	0- 1	NEUTRAL	0- 0	0- 0	1- 0				
2- 12	0- 6	0- 3	CONFERENCE	1- 3	0- 0	1- 0				
2- 5	0- 2	0- 2	HOME	1- 1	0- 0	1- 0				
0- 7	0- 4	0- 1	AWAY	0- 2	0- 0	0- 0				
0- 0	0- 0	0- 0	NEUTRAL	0- 0	0- 0	0- 0				

RPI 1-25				RPI 26-50				RPI 51-100				RPI 101+ Team's RPI: 138			
RPI	S	Opponent	Score	RPI	S	Opponent	Score	RPI	S	Opponent	Score	RPI	S	Opponent	Score
4	A	Baylor	43 69	30	N	Washington	73 77	57	A	Santa Clara	70 75	136	H	Idaho	78 62
4	H	Baylor	36 66	37	A	West Virginia	57 79	62	H	Abilene Christian	71 65	174	N	Fordham	62 48
6	A	Texas	62 86	37	H	West Virginia	42 69	92	A	TCU	48 69	192	H	Grambling	70 55
17	A	Oklahoma St.	57 70	49	H	Kansas St.	53 65	92	H	TCU	69 78	211	H	Kansas	54 44
17	H	Oklahoma St.	46 69					100	A	Iowa St.	48 77	225	H	Idaho St.	79 64
24	A	Oklahoma	53 92					100	H	Iowa St.	69 66	307	H	Niagara	79 45
<hr/>															
LAST 12 Division I GAMES:															
100	A	Iowa St.	48 77	49	H	Kansas St.	53 65	24	A	Oklahoma	53 92	100	H	Iowa St.	69 66
4	H	Baylor	36 66	37	A	West Virginia	42 69	92	A	TCU	48 69	37	A	West Virginia	57 79
17	A	Oklahoma St.	57 70	211	H	Kansas	54 44	17	H	Oklahoma St.	46 69				
37	H	West Virginia	42 69	4	A	Baylor	43 69								

Non-Div I Games:

Texas Tech

■ Loss,
■ Non-Conf,
■ S Site,
■ H Home
■ A Away
N Neutral

Average RPI Win:	229	WON-LOST	WINNING	LAST 10	STRENGTH OF	OPP. STRENGTH	TEAM	ADJ.	CONF.	ADJ CONF.
Average RPI Loss:	70	RECORD	PCT. RANK	GAMES	SCHEDULE	OF SCHEDULE	RPI	RPI	RPI	RPI
DIV. I ONLY	14- 10	120	7- 3	113	122	112	112	11	11	
DIV. I NON-CONF.	5- 6	180	0- 0	82	73	143	143	13	13	
TOTALS	RPI 1-25	RPI 26-50	W-L RECORDS	RPI 51-100	RPI 101-150	RPI 150+				
14- 10	0- 1	0- 3	OVERALL	1- 3	3- 3	10- 0				
7- 3	0- 0	0- 1	HOME	0- 1	2- 1	5- 0				
5- 5	0- 0	0- 0	AWAY	0- 0	1- 0	4- 0				
2- 2	0- 0	0- 1	NEUTRAL	1- 0	0- 1	1- 0				
5- 6	0- 1	0- 2	NON-CONFERENCE	1- 1	0- 2	4- 0				
2- 2	0- 0	0- 0	HOME	0- 1	0- 1	2- 0				
1- 2	0- 1	0- 1	AWAY	0- 0	0- 0	1- 0				
2- 2	0- 0	0- 1	NEUTRAL	1- 0	0- 1	1- 0				
9- 4	0- 0	0- 1	CONFERENCE	0- 2	3- 1	6- 0				
5- 1	0- 0	0- 1	HOME	0- 0	2- 0	3- 0				
4- 3	0- 0	0- 0	AWAY	0- 2	1- 1	3- 0				
0- 0	0- 0	0- 0	NEUTRAL	0- 0	0- 0	0- 0				

RPI 1-25				RPI 26-50				RPI 51-100				RPI 101+ Team's RPI: 112			
RPI	S	Opponent	Score	RPI	S	Opponent	Score	RPI	S	Opponent	Score	RPI	S	Opponent	Score
1	A	Notre Dame	39 74	31	H	Ohio	57 77	60	H	Dayton	57 83	111	N	Harvard	70 76
				34	A	St. Bonaventure	63 74	77	A	Ball St.	69 75	118	A	Western Mich.	80 68
				48	N	Albany (NY)	55 63	95	A	Eastern Mich.	41 59	118	H	Western Mich.	80 73
								97	N	VCU	80 61	119	H	Arizona	59 62
												127	A	Akron	71 81
												140	H	Buffalo	71 60
												213	A	Ill.-Chicago	60 51
												228	N	Columbia	88 75
												258	A	Miami (OH)	55 50
												259	H	Northern Ill.	66 59
												260	A	Bowling Green	68 60
												260	H	Bowling Green	75 61
												292	H	Cleveland St.	66 53
												315	A	Kent St.	67 64
												315	H	Kent St.	73 67
												338	H	Ark.-Pine Bluff	74 47
LAST 12 Division I GAMES:															
260	A	Bowling Green	68 60	95	A	Eastern Mich.	41 59	127	A	Akron	71 81				
31	H	Ohio	57 77	259	H	Northern Ill.	66 59	258	A	Miami (OH)	55 50				
140	H	Buffalo	71 60	118	H	Western Mich.	80 73	315	H	Kent St.	73 67				
315	A	Kent St.	67 64	260	H	Bowling Green	75 61								

Non-Div I Games:

Toledo

■ Loss,
 ■ Non-Conf,
 S Site,
 ■ Home
 ■ Away
 N Neutral

Average RPI Win: 190	WON-LOST	WINNING	LAST 10	STRENGTH OF	OPP. STRENGTH	TEAM	ADJ.	CONF.	ADJ CONF.
Average RPI Loss: 162	RECORD	PCT. RANK	GAMES	SCHEDULE	OF SCHEDULE	RPI	RPI	RPI	RPI
DIV. I ONLY	6- 19	297	1- 9	181	181	282	282	13	13
DIV. I NON-CONF.	3- 8	258	0- 0	243	287	286	286	12	12
TOTALS	RPI 1-25	RPI 26-50	W-L RECORDS	RPI 51-100	RPI 101-150	RPI 150+			
6- 19	0- 0	0- 1	OVERALL	1- 7	0- 0	5- 11			
4- 7	0- 0	0- 1	HOME	1- 2	0- 0	3- 4			
1- 12	0- 0	0- 0	AWAY	0- 5	0- 0	1- 7			
1- 0	0- 0	0- 0	NEUTRAL	0- 0	0- 0	1- 0			
3- 8	0- 0	0- 0	NON-CONFERENCE	0- 3	0- 0	3- 5			
2- 2	0- 0	0- 0	HOME	0- 1	0- 0	2- 1			
0- 6	0- 0	0- 0	AWAY	0- 2	0- 0	0- 4			
1- 0	0- 0	0- 0	NEUTRAL	0- 0	0- 0	1- 0			
3- 11	0- 0	0- 1	CONFERENCE	1- 4	0- 0	2- 6			
2- 5	0- 0	0- 1	HOME	1- 1	0- 0	1- 3			
1- 6	0- 0	0- 0	AWAY	0- 3	0- 0	1- 3			
0- 0	0- 0	0- 0	NEUTRAL	0- 0	0- 0	0- 0			

RPI S	Opponent	Score	RPI S	Opponent	Score	RPI S	Opponent	Score	RPI S	Opponent	Score	Team's RPI: 282
36	H James Madison	57 64	52	H Auburn	52 74	160	A Northeastern	72 71				
			71	A Hofstra	60 64	162	H UMBC	61 51				
			71	H Hofstra	56 74	166	A George Mason	76 88				
			79	A Minnesota	86 105	169	A Cornell	60 88				
			84	A Elon	58 80	179	A Delaware	64 69				
			84	H Elon	85 78	179	H Delaware	62 66				
			88	A Georgetown	46 82	212	H William & Mary	54 73				
			93	A Drexel	40 56	216	A Col. of Charleston	55 67				
						216	H Col. of Charleston	62 51				
						221	N Western Ill.	83 77				
						253	A UNCW	51 53				
						253	H UNCW	49 52				
						273	H Coppin St.	69 81				
						284	A Rider	72 78				
						299	H UMKC	70 47				
						321	A North Florida	72 74				
LAST 12 Division I GAMES:												
93	A Drexel	40 56	253	A UNCW	51 53							
216	H Col. of Charleston	62 51	71	A Hofstra	60 64							
84	A Elon	58 80	36	H James Madison	57 64							
71	H Hofstra	56 74	179	A Delaware	64 69							
179	H Delaware	62 66	84	H Elon	85 78							
216	A Col. of Charleston	55 67	253	H UNCW	49 52							

Non-Div I Games:

Towson

■ Loss,
 ■ Non-Conf,
 ■ S Site,
 ■ H Home
 ■ A Away
 N Neutral

Average RPI Win:	251	WON-LOST	WINNING	LAST 10	STRENGTH OF	OPP. STRENGTH	TEAM	ADJ.	CONF.	ADJ CONF.
Average RPI Loss:	143	RECORD	PCT. RANK	GAMES	SCHEDULE	OF SCHEDULE	RPI	RPI	RPI	RPI
DIV. I ONLY	10- 12	203	3- 7	184	238	188	188	16	16	
DIV. I NON-CONF.	3- 4	197	0- 0	217	325	162	162	14	14	
TOTALS	RPI 1-25	RPI 26-50	W-L RECORDS	RPI 51-100	RPI 101-150	RPI 150+				
10- 12	0- 0	0- 2	OVERALL	0- 1	2- 5	8- 4				
6- 3	0- 0	0- 1	HOME	0- 0	2- 0	4- 2				
4- 9	0- 0	0- 1	AWAY	0- 1	0- 5	4- 2				
0- 0	0- 0	0- 0	NEUTRAL	0- 0	0- 0	0- 0				
3- 4	0- 0	0- 0	NON-CONFERENCE	0- 1	0- 3	3- 0				
1- 0	0- 0	0- 0	HOME	0- 0	0- 0	1- 0				
2- 4	0- 0	0- 0	AWAY	0- 1	0- 3	2- 0				
0- 0	0- 0	0- 0	NEUTRAL	0- 0	0- 0	0- 0				
7- 8	0- 0	0- 2	CONFERENCE	0- 0	2- 2	5- 4				
5- 3	0- 0	0- 1	HOME	0- 0	2- 0	3- 2				
2- 5	0- 0	0- 1	AWAY	0- 0	0- 2	2- 2				
0- 0	0- 0	0- 0	NEUTRAL	0- 0	0- 0	0- 0				

RPI 1-25			RPI 26-50			RPI 51-100			RPI 101+			Team's RPI: 188	
RPI	S	Opponent	Score	RPI	S	Opponent	Score	RPI	S	Opponent	Score		
43	A	Arkansas St.	80 94	43	H	Arkansas St.	81 101	75	A	Vanderbilt	43 97	102 A Belmont	93 102
												122 A Samford	69 73
												130 A Little Rock	64 79
												130 H Little Rock	78 71
												134 A La.-Lafayette	53 56
												141 A UAB	67 89
												149 H UT Arlington	88 71
												185 A South Ala.	63 65
												185 H South Ala.	71 75
												215 H Texas St.	112 79
												266 H Appalachian St.	81 96
												274 A Georgia St.	97 90
												274 H Georgia St.	89 78
												275 A Ga. Southern	81 66
												275 H Ga. Southern	84 68
												280 A Alabama St.	73 59
												285 A La.-Monroe	73 77
												314 A Southeastern La.	100 90
												319 H Nicholls St.	104 51
LAST 12 Division I GAMES:													
185	A	South Ala.	63 65	185	H	South Ala.	71 75	134	A	La.-Lafayette	53 56		
274	H	Georgia St.	89 78	285	A	La.-Monroe	73 77	215	H	Texas St.	112 79		
275	H	Ga. Southern	84 68	149	H	UT Arlington	88 71	275	A	Ga. Southern	81 66		
43	A	Arkansas St.	80 94										
130	A	Little Rock	64 79										
266	H	Appalachian St.	81 96										

Non-Div I Games: West Ala. 103 72 Fort Valley St. 118 72

Troy

T
u
l
a
n
e

Tulane									
Average RPI Win:	191	WON-LOST	WINNING	LAST 10	STRENGTH OF	OPP. STRENGTH	TEAM	ADJ.	CONF.
Average RPI Loss:	43	RECORD	PCT. RANK	GAMES	SCHEDULE	OF SCHEDULE	RPI	RPI	RPI
DIV. I ONLY	18- 8	70	6- 4	123	78	81	81	9	9
DIV. I NON-CONF.	9- 3	69	0- 0	76	74	51	51	7	7

TOTALS	RPI 1-25	RPI 26-50	W-L RECORDS	RPI 51-100	RPI 101-150	RPI 150+			
18- 8	0- 3	0- 2	OVERALL	2- 2	2- 1	14- 0			
11- 3	0- 1	0- 1	HOME	1- 1	2- 0	8- 0			
6- 3	0- 1	0- 1	AWAY	0- 0	0- 1	6- 0			
1- 2	0- 1	0- 0	NEUTRAL	1- 1	0- 0	0- 0			
9- 3	0- 2	0- 0	NON-CONFERENCE	2- 1	2- 0	5- 0			
7- 0	0- 0	0- 0	HOME	1- 0	2- 0	4- 0			
1- 1	0- 1	0- 0	AWAY	0- 0	0- 0	1- 0			
1- 2	0- 1	0- 0	NEUTRAL	1- 1	0- 0	0- 0			
9- 5	0- 1	0- 2	CONFERENCE	0- 1	0- 1	9- 0			
4- 3	0- 1	0- 1	HOME	0- 1	0- 0	4- 0			
5- 2	0- 0	0- 1	AWAY	0- 0	0- 1	5- 0			
0- 0	0- 0	0- 0	NEUTRAL	0- 0	0- 0	0- 0			

RPI 1-25				RPI 26-50				RPI 51-100 Team's RPI: 81				RPI 101+			
RPI	S	Opponent	Score	RPI	S	Opponent	Score	RPI	S	Opponent	Score	RPI	S	Opponent	Score
3	H	UConn	38 96	42	A	South Fla.	65 77	51	N	Rutgers	51 75	105	A	Memphis	67 83
13	A	Florida St.	72 78	42	H	South Fla.	67 71	59	H	Saint Louis	66 58	130	H	Little Rock	69 53
23	N	Green Bay	58 79					67	H	Temple	54 72	132	H	LSU	67 63
								91	N	Virginia	67 62	153	A	SMU	54 42
												153	H	SMU	76 64
												161	A	Ole Miss	61 59
												165	H	McNeese St.	74 55
												172	A	East Carolina	66 51
												172	H	East Carolina	78 73
												180	H	Southern U.	77 48
												189	A	Tulsa	71 47
												270	A	Houston	59 56
												270	H	Houston	70 48
												272	A	UCF	65 53
												272	H	UCF	75 54
												289	H	UNCG	74 53
												303	H	Jackson St.	92 49
LAST 12 Division I GAMES:															
272	A	UCF	65 53	172	H	East Carolina	78 73								
153	H	SMU	76 64	153	A	SMU	54 42								
42	A	South Fla.	65 77	189	A	Tulsa	71 47								
270	A	Houston	59 56	42	H	South Fla.	67 71								
3	H	UConn	38 96	272	H	UCF	75 54								
67	H	Temple	54 72	172	A	East Carolina	66 51								

Non-Div I Games:

Tulane

Average RPI Win:	187	WON-LOST	WINNING	LAST 10	STRENGTH OF	OPP. STRENGTH	TEAM	ADJ.	CONF.	ADJ CONF.
Average RPI Loss:	112	RECORD	PCT. RANK	GAMES	SCHEDULE	OF SCHEDULE	RPI	RPI	RPI	RPI
DIV. I ONLY	10- 16	242	4- 6	139	73	189	189	9	9	
DIV. I NON-CONF.	3- 8	258	0- 0	100	69	207	207	7	7	
TOTALS	RPI 1-25	RPI 26-50	W-L RECORDS	RPI 51-100	RPI 101-150	RPI 150+				
10- 16	0- 3	0- 1	OVERALL	0- 3	3- 3	7- 6				
5- 8	0- 2	0- 1	HOME	0- 1	0- 1	5- 3				
5- 6	0- 1	0- 0	AWAY	0- 2	3- 1	2- 2				
0- 2	0- 0	0- 0	NEUTRAL	0- 0	0- 1	0- 1				
3- 8	0- 1	0- 1	NON-CONFERENCE	0- 1	2- 2	1- 3				
1- 4	0- 1	0- 1	HOME	0- 0	0- 0	1- 2				
2- 2	0- 0	0- 0	AWAY	0- 1	2- 1	0- 0				
0- 2	0- 0	0- 0	NEUTRAL	0- 0	0- 1	0- 1				
7- 8	0- 2	0- 0	CONFERENCE	0- 2	1- 1	6- 3				
4- 4	0- 1	0- 0	HOME	0- 1	0- 1	4- 1				
3- 4	0- 1	0- 0	AWAY	0- 1	1- 0	2- 2				
0- 0	0- 0	0- 0	NEUTRAL	0- 0	0- 0	0- 0				

RPI 1-25				RPI 26-50				RPI 51-100				RPI 101+ Team's RPI: 189			
RPI	S	Opponent	Score	RPI	S	Opponent	Score	RPI	S	Opponent	Score	RPI	S	Opponent	Score
3	A	UConn	35 95	49	H	Kansas St.	67 75	59	A	Saint Louis	73 82	105	A	Memphis	65 59
3	H	UConn	30 94					67	A	Temple	46 66	105	H	Memphis	58 69
24	H	Oklahoma	62 75					81	H	Tulane	47 71	108	A	UNI	59 75
												109	N	Drake	80 91
												130	A	Little Rock	74 63
												131	A	Arkansas	74 67
												153	A	SMU	45 62
												153	H	SMU	56 54
												155	H	Oral Roberts	53 59
												166	N	George Mason	63 64
												172	A	East Carolina	55 54
												172	H	East Carolina	81 79
												192	H	Grambling	79 51
												209	H	Cincinnati	53 55
												230	H	Indiana St.	63 67
												270	A	Houston	79 62
												270	H	Houston	44 28
												272	A	UCF	74 75
												272	H	UCF	95 71
LAST 12 Division I GAMES:															
153	A	SMU	45 62	105	H	Memphis	58 69								
272	H	UCF	95 71	270	A	Houston	79 62								
270	H	Houston	44 28	81	H	Tulane	47 71								
172	A	East Carolina	55 54	209	H	Cincinnati	53 55								
272	A	UCF	74 75	105	A	Memphis	65 59								
3	H	UConn	30 94	67	A	Temple	46 66								

Non-Div I Games:

Tulsa

■ Loss,
 ■ Non-Conf,
 ■ S Site,
 ■ H Home
 ■ A Away
 N Neutral

Average RPI Win:	209	WON-LOST	WINNING	LAST 10	STRENGTH OF	OPP. STRENGTH	TEAM	ADJ.	CONF.	ADJ CONF.
Average RPI Loss:	116	RECORD	PCT. RANK	GAMES	SCHEDULE	OF SCHEDULE	RPI	RPI	RPI	RPI
DIV. I ONLY	13- 11	146	6- 4	159	159	141	141	12	12	
DIV. I NON-CONF.	7- 4	110	0- 0	202	259	124	124	10	10	
TOTALS	RPI 1-25	RPI 26-50	W-L RECORDS	RPI 51-100	RPI 101-150	RPI 150+				
13- 11	0- 1	0- 3	OVERALL	1- 2	1- 2	11- 3				
9- 2	0- 0	0- 1	HOME	1- 0	1- 1	7- 0				
3- 8	0- 1	0- 1	AWAY	0- 2	0- 1	3- 3				
1- 1	0- 0	0- 1	NEUTRAL	0- 0	0- 0	1- 0				
7- 4	0- 1	0- 1	NON-CONFERENCE	0- 1	1- 1	6- 0				
5- 0	0- 0	0- 0	HOME	0- 0	1- 0	4- 0				
1- 3	0- 1	0- 0	AWAY	0- 1	0- 1	1- 0				
1- 1	0- 0	0- 1	NEUTRAL	0- 0	0- 0	1- 0				
6- 7	0- 0	0- 2	CONFERENCE	1- 1	0- 1	5- 3				
4- 2	0- 0	0- 1	HOME	1- 0	0- 1	3- 0				
2- 5	0- 0	0- 1	AWAY	0- 1	0- 0	2- 3				
0- 0	0- 0	0- 0	NEUTRAL	0- 0	0- 0	0- 0				

RPI 1-25				RPI 26-50				RPI 51-100				RPI 101+ Team's RPI: 141			
RPI	S	Opponent	Score	RPI	S	Opponent	Score	RPI	S	Opponent	Score	RPI	S	Opponent	Score
13	A	Florida St.	44 84	27	A	UTEP	54 62	52	A	Auburn	71 85	102	A	Belmont	62 63
				47	N	North Carolina St.	56 67	74	A	Middle Tenn.	40 68	122	H	Samford	61 41
				50	H	Western Ky.	49 63	83	H	Charlotte	75 57	142	H	Marshall	61 64
												152	H	Southern Miss.	53 49
												157	H	Old Dominion	58 55
												175	H	Louisiana Tech	64 49
												185	A	South Ala.	53 39
												188	H	Troy	89 67
												191	A	Fla. Atlantic	67 62
												217	A	North Texas	51 53
												229	A	Rice	64 55
												247	N	High Point	56 46
												254	A	UTSA	52 54
												294	A	FIU	61 72
												305	H	South Carolina St.	71 38
												338	H	Ark.-Pine Bluff	82 32
												348	H	Mississippi Val.	80 33
LAST 12 Division I GAMES:															
175	H	Louisiana Tech	64 49	217	A	North Texas	51 53								
152	H	Southern Miss.	53 49	229	A	Rice	64 55								
191	A	Fla. Atlantic	67 62	83	H	Charlotte	75 57								
294	A	FIU	61 72	157	H	Old Dominion	58 55								
142	H	Marshall	61 64	27	A	UTEP	54 62								
50	H	Western Ky.	49 63	254	A	UTSA	52 54								

Non-Div I Games:

UAB

■ Loss,
 ■ Non-Conf, S Site,
 ■ Home
 ■ Away
 N Neutral

Average RPI Win:	254	WON-LOST	WINNING	LAST 10	STRENGTH OF	OPP. STRENGTH	TEAM	ADJ.	CONF.	ADJ CONF.
Average RPI Loss:	134	RECORD	PCT. RANK	GAMES	SCHEDULE	OF SCHEDULE	RPI	RPI	RPI	RPI
DIV. I ONLY	14- 10	120	6- 4	302	192	182	182	22	22	
DIV. I NON-CONF.	6- 6	160	0- 0	271	113	199	199	21	21	
TOTALS	RPI 1-25	RPI 26-50	W-L RECORDS	RPI 51-100	RPI 101-150	RPI 150+				
14- 10	0- 1	0- 1	OVERALL	1- 2	1- 2	12- 4				
6- 4	0- 1	0- 0	HOME	0- 0	1- 1	5- 2				
8- 4	0- 0	0- 0	AWAY	1- 2	0- 1	7- 1				
0- 2	0- 0	0- 1	NEUTRAL	0- 0	0- 0	0- 1				
6- 6	0- 1	0- 1	NON-CONFERENCE	1- 1	0- 0	5- 3				
1- 3	0- 1	0- 0	HOME	0- 0	0- 0	1- 2				
5- 1	0- 0	0- 0	AWAY	1- 1	0- 0	4- 0				
0- 2	0- 0	0- 1	NEUTRAL	0- 0	0- 0	0- 1				
8- 4	0- 0	0- 0	CONFERENCE	0- 1	1- 2	7- 1				
5- 1	0- 0	0- 0	HOME	0- 0	1- 1	4- 0				
3- 3	0- 0	0- 0	AWAY	0- 1	0- 1	3- 1				
0- 0	0- 0	0- 0	NEUTRAL	0- 0	0- 0	0- 0				

RPI 1-25				RPI 26-50				RPI 51-100				RPI 101+ Team's RPI: 182			
RPI	S	Opponent	Score	RPI	S	Opponent	Score	RPI	S	Opponent	Score	RPI	S	Opponent	Score
10	H	Stanford	45 74	48	N	Albany (NY)	70 80	53	A	St. Mary's (CA)	78 71	123	A	Hawaii	50 70
								58	A	UC Riverside	73 80	123	H	Hawaii	60 58
								72	A	Utah	58 88	143	H	Long Beach St.	62 75
												167	H	Pacific	53 66
												170	H	Sacramento St.	77 92
												198	A	Cal Poly	75 57
												198	H	Cal Poly	82 71
												218	A	Utah Valley	59 55
												251	A	San Diego St.	65 54
												256	A	UC Santa Barbara	59 66
												256	H	UC Santa Barbara	80 51
												286	A	Portland	72 47
												291	A	CSUN	75 52
												293	N	Florida A&M	58 61
												320	A	Portland St.	82 70
												332	H	UC Irvine	74 61
												340	A	Cal St. Fullerton	63 59
												340	H	Cal St. Fullerton	80 56
												343	H	Air Force	66 40
LAST 12 Division I GAMES:															
123	A	Hawaii	50 70	143	H	Long Beach St.	62 75								
340	H	Cal St. Fullerton	80 56	198	A	Cal Poly	75 57								
198	H	Cal Poly	82 71	256	A	UC Santa Barbara	59 66								
340	A	Cal St. Fullerton	63 59	332	H	UC Irvine	74 61								
58	A	UC Riverside	73 80	123	H	Hawaii	60 58								
256	H	UC Santa Barbara	80 51	291	A	CSUN	75 52								

Non-Div I Games: Cal St. Monterey Ba91 36

UC Davis

Loss, Non-Conf, S Site, H Home A Away N Neutral

Average RPI Win:	333	WON-LOST	WINNING	LAST 10	STRENGTH OF	OPP. STRENGTH	TEAM	ADJ.	CONF.	ADJ CONF.
Average RPI Loss:	168	RECORD	PCT. RANK	GAMES	SCHEDULE	OF SCHEDULE	RPI	RPI	RPI	RPI
DIV. I ONLY	3- 21	338	1- 9	295	161	332	332	22	22	
DIV. I NON-CONF.	2- 11	306	0- 1	285	60	315	315	21	21	
TOTALS	RPI 1-25	RPI 26-50	W-L RECORDS	RPI 51-100	RPI 101-150	RPI 150+				
3- 21	0- 1	0- 3	OVERALL	0- 1	0- 3	3- 13				
1- 8	0- 0	0- 1	HOME	0- 0	0- 2	1- 5				
2- 12	0- 0	0- 0	AWAY	0- 0	0- 0	2- 1				
0- 1	0- 0	0- 1	NEUTRAL	0- 0	0- 0	0- 0				
2- 11	0- 1	0- 3	NON-CONFERENCE	0- 0	0- 0	2- 7				
1- 3	0- 0	0- 1	HOME	0- 0	0- 0	1- 2				
1- 7	0- 1	0- 1	AWAY	0- 0	0- 0	1- 5				
0- 1	0- 0	0- 1	NEUTRAL	0- 0	0- 0	0- 0				
1- 10	0- 0	0- 0	CONFERENCE	0- 1	0- 3	1- 6				
0- 5	0- 0	0- 0	HOME	0- 0	0- 2	0- 3				
1- 5	0- 0	0- 0	AWAY	0- 1	0- 1	1- 3				
0- 0	0- 0	0- 0	NEUTRAL	0- 0	0- 0	0- 0				

RPI	S	Opponent	Score	RPI	S	Opponent	Score	RPI	S	Opponent	Score	RPI	S	Opponent	Score
7	A	UCLA	48 83	38	H	St. John's (NY)	63 85	58	A	UC Riverside	69 93	123	A	Hawaii	35 59
				40	A	Southern California	56 75					123	H	Hawaii	65 83
				41	N	Princeton	42 83					143	H	Long Beach St.	65 71
												170	A	Sacramento St.	78 126
												182	A	UC Davis	61 74
												186	A	San Jose St.	58 79
												190	A	UNLV	52 72
												198	A	Cal Poly	38 50
												198	H	Cal Poly	54 72
												224	H	Grand Canyon	53 58
												239	A	Loyola Marymount	50 95
												243	A	CSU Bakersfield	39 65
												256	H	UC Santa Barbara	62 80
												277	H	Northern Ariz.	55 71
												291	A	CSUN	48 62
												291	H	CSUN	64 83
												328	A	Southern Utah	63 58
												331	H	Nevada	68 64
												340	A	Cal St. Fullerton	62 58
LAST 12 Division I GAMES:															
291	A	CSUN	48 62	123	H	Hawaii	65 83								
256	H	UC Santa Barbara	62 80	143	H	Long Beach St.	65 71								
198	A	Cal Poly	38 50	182	A	UC Davis	61 74								
123	A	Hawaii	35 59	198	H	Cal Poly	54 72								
291	H	CSUN	64 83	58	A	UC Riverside	69 93								
340	A	Cal St. Fullerton	62 58	243	A	CSU Bakersfield	39 65								

Non-Div I Games: San Diego Christian78 49

UC Irvine

■ Loss,
 ■ Non-Conf,
 ■ S Site,
 ■ Home
 ■ A Away
 N Neutral

UC Riverside

Through Games Of Feb. 19, 2016

Average RPI Win:	223	WON-LOST	WINNING	LAST 10	STRENGTH OF	OPP. STRENGTH	TEAM	ADJ.	CONF.	ADJ CONF.
Average RPI Loss:	46	RECORD	PCT. RANK	GAMES	SCHEDULE	OF SCHEDULE	RPI	RPI	RPI	RPI
DIV. I ONLY	18- 7	62	10- 0	111	177	58	58	22	22	
DIV. I NON-CONF.	7- 7	160	1- 0	68	61	93	93	21	21	
TOTALS	RPI 1-25	RPI 26-50	W-L RECORDS	RPI 51-100	RPI 101-150	RPI 150+				
18- 7	0- 2	0- 2	OVERALL	0- 2	4- 1	14- 0				
9- 1	0- 1	0- 0	HOME	0- 0	2- 0	7- 0				
8- 6	0- 1	0- 2	AWAY	0- 2	2- 1	6- 0				
1- 0	0- 0	0- 0	NEUTRAL	0- 0	0- 0	1- 0				
7- 7	0- 2	0- 2	NON-CONFERENCE	0- 2	1- 1	6- 0				
3- 1	0- 1	0- 0	HOME	0- 0	1- 0	2- 0				
3- 6	0- 1	0- 2	AWAY	0- 2	0- 1	3- 0				
1- 0	0- 0	0- 0	NEUTRAL	0- 0	0- 0	1- 0				
11- 0	0- 0	0- 0	CONFERENCE	0- 0	3- 0	8- 0				
6- 0	0- 0	0- 0	HOME	0- 0	1- 0	5- 0				
5- 0	0- 0	0- 0	AWAY	0- 0	2- 0	3- 0				
0- 0	0- 0	0- 0	NEUTRAL	0- 0	0- 0	0- 0				

RPI 1-25				RPI 26-50				RPI 51-100				Team's RPI: 58		RPI 101+			
RPI	S	Opponent	Score	RPI	S	Opponent	Score	RPI	S	Opponent	Score			RPI	S	Opponent	Score
7	H	UCLA	56 70	27	A	UTEP	57 68	64	A	Oregon	81 95			101	A	San Francisco	76 88
8	A	Oregon St.	65 86	30	A	Washington	43 78	82	A	California	58 64			123	A	Hawaii	77 74
														137	H	Fresno St.	86 68
														143	A	Long Beach St.	78 60
														143	H	Long Beach St.	83 58
														182	H	UC Davis	80 73
														195	N	Southeast Mo. St.	85 67
														198	A	Cal Poly	75 62
														198	H	Cal Poly	93 83
														224	A	Grand Canyon	85 67
														239	H	Loyola Marymount	80 62
														243	H	CSU Bakersfield	81 61
														251	A	San Diego St.	85 68
														256	A	UC Santa Barbara	83 53
														256	H	UC Santa Barbara	92 81
														262	A	Seattle	92 70
														291	H	CSUN	83 76
														332	H	UC Irvine	93 69
														340	A	Cal St. Fullerton	90 43
LAST 12 Division I GAMES:																	
143	H	Long Beach St.	83 58	256	H	UC Santa Barbara	92 81										
198	A	Cal Poly	75 62	123	A	Hawaii	77 74										
340	A	Cal St. Fullerton	90 43	143	A	Long Beach St.	78 60										
291	H	CSUN	83 76	256	A	UC Santa Barbara	83 53										
182	H	UC Davis	80 73	332	H	UC Irvine	93 69										
198	H	Cal Poly	93 83	224	A	Grand Canyon	85 67										

Non-Div I Games:

UC Riverside

■ Loss,
 ■ Non-Conf,
 ■ S Site,
 ■ Home
 ■ A Away
 N Neutral

Average RPI Win:	280	WON-LOST	WINNING	LAST 10	STRENGTH OF	OPP. STRENGTH	TEAM	ADJ.	CONF.	ADJ CONF.
Average RPI Loss:	135	RECORD	PCT. RANK	GAMES	SCHEDULE	OF SCHEDULE	RPI	RPI	RPI	RPI
DIV. I ONLY	9- 16	254	6- 4	239	224	256	256	22	22	
DIV. I NON-CONF.	2- 11	306	0- 0	208	174	309	309	21	21	
TOTALS	RPI 1-25	RPI 26-50	W-L RECORDS	RPI 51-100	RPI 101-150	RPI 150+				
9- 16	0- 0	0- 0	OVERALL	0- 6	0- 5	9- 5				
6- 5	0- 0	0- 0	HOME	0- 2	0- 1	6- 2				
3- 11	0- 0	0- 0	AWAY	0- 4	0- 4	3- 3				
0- 0	0- 0	0- 0	NEUTRAL	0- 0	0- 0	0- 0				
2- 11	0- 0	0- 0	NON-CONFERENCE	0- 4	0- 3	2- 4				
2- 3	0- 0	0- 0	HOME	0- 1	0- 0	2- 2				
0- 8	0- 0	0- 0	AWAY	0- 3	0- 3	0- 2				
0- 0	0- 0	0- 0	NEUTRAL	0- 0	0- 0	0- 0				
7- 5	0- 0	0- 0	CONFERENCE	0- 2	0- 2	7- 1				
4- 2	0- 0	0- 0	HOME	0- 1	0- 1	4- 0				
3- 3	0- 0	0- 0	AWAY	0- 1	0- 1	3- 1				
0- 0	0- 0	0- 0	NEUTRAL	0- 0	0- 0	0- 0				

RPI S	Opponent	Score	RPI S	Opponent	Score	RPI S	Opponent	Score	RPI S	Opponent	Score	Team's RPI: 256
						57	A Santa Clara	48 66	123	H Hawaii	62 63	
						57	H Santa Clara	37 48	132	A LSU	50 68	
						58	A UC Riverside	81 92	134	A La.-Lafayette	42 61	
						58	H UC Riverside	53 83	136	A Idaho	42 64	
						64	A Oregon	51 79	143	A Long Beach St.	52 60	
						73	A Washington St.	44 61	182	A UC Davis	51 80	
									182	H UC Davis	66 59	
									197	H UTRGV	60 62	
									198	H Cal Poly	78 67	
									239	H Loyola Marymount	63 70	
									241	A Wyoming	67 76	
									243	H CSU Bakersfield	61 60	
									269	A Pepperdine	69 71	
									291	A CSUN	65 49	
									291	H CSUN	70 58	
									300	H Morehead St.	93 78	
									332	A UC Irvine	80 62	
									340	A Cal St. Fullerton	65 47	
									340	H Cal St. Fullerton	79 49	
LAST 12 Division I GAMES:												
291	H CSUN	70 58	58	A UC Riverside	81 92							
143	A Long Beach St.	52 60	182	H UC Davis	66 59							
332	A UC Irvine	80 62	291	A CSUN	65 49							
123	H Hawaii	62 63	340	A Cal St. Fullerton	65 47							
340	H Cal St. Fullerton	79 49	58	H UC Riverside	53 83							
182	A UC Davis	51 80	198	H Cal Poly	78 67							

Non-Div I Games: La Verne 89 41

UC Santa Barbara

Loss, Non-Conf, S Site, H Home A Away N Neutral

UCF				STRENGTH OF SCHEDULE	OPP. STRENGTH OF SCHEDULE	TEAM RPI	ADJ. RPI	CONF. RPI	ADJ CONF. RPI
Average RPI Win:	234	WON-LOST RECORD	WINNING PCT. RANK						
Average RPI Loss:	119		LAST 10 GAMES						
DIV. I ONLY	5- 21	315	2- 8	128	87	272	272	9	9
DIV. I NON-CONF.	3- 8	258	0- 0	148	167	253	253	7	7

TOTALS	RPI 1-25		RPI 26-50	W-L RECORDS	RPI 51-100	RPI 101-150		RPI 150+	
5- 21	0- 3		0- 3	OVERALL	0- 3	0- 4		5- 8	
3- 10	0- 1		0- 2	HOME	0- 2	0- 2		3- 3	
2- 10	0- 1		0- 1	AWAY	0- 1	0- 2		2- 5	
0- 1	0- 1		0- 0	NEUTRAL	0- 0	0- 0		0- 0	
3- 8	0- 2		0- 1	NON-CONFERENCE	0- 0	0- 2		3- 3	
2- 4	0- 1		0- 1	HOME	0- 0	0- 1		2- 1	
1- 3	0- 0		0- 0	AWAY	0- 0	0- 1		1- 2	
0- 1	0- 1		0- 0	NEUTRAL	0- 0	0- 0		0- 0	
2- 13	0- 1		0- 2	CONFERENCE	0- 3	0- 2		2- 5	
1- 6	0- 0		0- 1	HOME	0- 2	0- 1		1- 2	
1- 7	0- 1		0- 1	AWAY	0- 1	0- 1		1- 3	
0- 0	0- 0		0- 0	NEUTRAL	0- 0	0- 0		0- 0	

RPI 1-25				RPI 26-50				RPI 51-100				RPI 101+ Team's RPI: 272			
RPI	S	Opponent	Score	RPI	S	Opponent	Score	RPI	S	Opponent	Score	RPI	S	Opponent	Score
3	A	UConn	51 106	38	H	St. John's (NY)	42 70	67	H	Temple	63 71	105	A	Memphis	59 75
17	H	Oklahoma St.	55 74	42	A	South Fla.	63 108	81	A	Tulane	54 75	105	H	Memphis	52 69
20	N	Florida	79 93	42	H	South Fla.	49 88	81	H	Tulane	53 65	127	A	Akron	54 74
												140	H	Buffalo	60 66
												153	A	SMU	50 65
												172	H	East Carolina	56 71
												183	A	Stetson	68 83
												185	A	South Ala.	77 36
												189	A	Tulsa	71 95
												189	H	Tulsa	75 74
												206	H	Butler	63 71
												209	A	Cincinnati	80 60
												209	H	Cincinnati	50 68
												257	A	Omaha	60 75
												270	A	Houston	55 64
												293	H	Florida A&M	93 55
												294	H	FIU	89 72
LAST 12 Division I GAMES:															
81	H	Tulane	53 65	105	A	Memphis	59 75								
189	A	Tulsa	71 95	42	H	South Fla.	49 88								
105	H	Memphis	52 69	3	A	UConn	51 106								
153	A	SMU	50 65	209	A	Cincinnati	80 60								
270	A	Houston	55 64	67	H	Temple	63 71								
189	H	Tulsa	75 74	81	A	Tulane	54 75								

Non-Div I Games:

UCF

■ Loss,
 ■ Non-Conf,
 ■ S Site,
 ■ H Home
 ■ A Away
 N Neutral

Average RPI Win:	97	WON-LOST	WINNING	LAST 10	STRENGTH OF	OPP. STRENGTH	TEAM	ADJ.	CONF.	ADJ CONF.
Average RPI Loss:	27	RECORD	PCT. RANK	GAMES	SCHEDULE	OF SCHEDULE	RPI	RPI	RPI	RPI
DIV. I ONLY	20- 6	39	9- 1	5	1	7	7	1	1	
DIV. I NON-CONF.	8- 2	51	0- 0	17	14	12	12	1	1	
TOTALS	RPI 1-25	RPI 26-50	W-L RECORDS	RPI 51-100	RPI 101-150	RPI 150+				
20- 6	2- 3	4- 2	OVERALL	8- 1	1- 0	5- 0				
11- 1	2- 1	4- 0	HOME	3- 0	0- 0	2- 0				
8- 4	0- 0	0- 0	AWAY	5- 0	1- 0	2- 0				
1- 1	0- 1	0- 0	NEUTRAL	0- 0	0- 0	1- 0				
8- 2	0- 2	2- 0	NON-CONFERENCE	2- 0	0- 0	4- 0				
4- 1	0- 1	2- 0	HOME	0- 0	0- 0	2- 0				
3- 0	0- 0	0- 0	AWAY	2- 0	0- 0	1- 0				
1- 1	0- 1	0- 0	NEUTRAL	0- 0	0- 0	1- 0				
12- 4	2- 1	2- 2	CONFERENCE	6- 1	1- 0	1- 0				
7- 0	2- 0	2- 0	HOME	3- 0	0- 0	0- 0				
5- 4	0- 1	0- 2	AWAY	3- 1	1- 0	1- 0				
0- 0	0- 0	0- 0	NEUTRAL	0- 0	0- 0	0- 0				

RPI 1-25				Team's RPI: 7				RPI 26-50				RPI 51-100				RPI 101+			
RPI	S	Opponent	Score					RPI	S	Opponent	Score					RPI	S	Opponent	Score
1	N	Notre Dame	84	92				30	A	Washington	56	64				58	A	UC Riverside	70 56
2	H	South Carolina	65	68				30	H	Washington	63	59				64	A	Oregon	77 72
8	H	Oregon St.	71	51				36	H	James Madison	90	61				64	H	Oregon	80 69
9	A	Arizona St.	61	65				38	H	St. John's (NY)	73	58				66	A	Michigan	86 77
10	H	Stanford	56	36				40	A	Southern California	68	71				72	A	Utah	69 63
								40	H	Southern California	78	73				73	A	Washington St.	75 73
																73	H	Washington St.	73 61
																82	A	California	104 108
																82	H	California	75 56
LAST 12 Division I GAMES:																			
								64	A	Oregon	77	72				177	A	Colorado	82 64
								30	H	Washington	63	59				10	H	Stanford	56 36
								73	H	Washington St.	73	61				82	H	California	75 56
								119	A	Arizona	73	39				73	A	Washington St.	75 73
								9	A	Arizona St.	61	65				30	A	Washington	56 64
								72	A	Utah	69	63				40	A	Southern California	68 71

Non-Div I Games:

UCLA

■ Loss,
 ■ Non-Conf, S Site,
 ■ Home
 ■ Away
 N Neutral

Average RPI Win:	112	WON-LOST	WINNING	LAST 10	STRENGTH OF	OPP. STRENGTH	TEAM	ADJ.	CONF.	ADJ CONF.
Average RPI Loss:	0	RECORD	PCT. RANK	GAMES	SCHEDULE	OF SCHEDULE	RPI	RPI	RPI	RPI
DIV. I ONLY	25- 0	1	10- 0	29	26	3	3	9	9	
DIV. I NON-CONF.	11- 0	1	1- 0	1	1	1	1	7	7	
TOTALS	RPI 1-25	RPI 26-50	W-L RECORDS	RPI 51-100	RPI 101-150	RPI 150+				
25- 0	6- 0	2- 0	OVERALL	5- 0	3- 0	9- 0				
10- 0	1- 0	1- 0	HOME	2- 0	2- 0	4- 0				
13- 0	3- 0	1- 0	AWAY	3- 0	1- 0	5- 0				
2- 0	2- 0	0- 0	NEUTRAL	0- 0	0- 0	0- 0				
11- 0	6- 0	1- 0	NON-CONFERENCE	2- 0	1- 0	1- 0				
4- 0	1- 0	1- 0	HOME	1- 0	1- 0	0- 0				
5- 0	3- 0	0- 0	AWAY	1- 0	0- 0	1- 0				
2- 0	2- 0	0- 0	NEUTRAL	0- 0	0- 0	0- 0				
14- 0	0- 0	1- 0	CONFERENCE	3- 0	2- 0	8- 0				
6- 0	0- 0	0- 0	HOME	1- 0	1- 0	4- 0				
8- 0	0- 0	1- 0	AWAY	2- 0	1- 0	4- 0				
0- 0	0- 0	0- 0	NEUTRAL	0- 0	0- 0	0- 0				

RPI	S	Opponent	Score	RPI	S	Opponent	Score	RPI	S	Opponent	Score	RPI	S	Opponent	Score
1	H	Notre Dame	91 81	42	A	South Fla.	75 59	56	A	Chattanooga	79 31	105	A	Memphis	86 46
2	A	South Carolina	66 54	49	H	Kansas St.	97 57	67	A	Temple	85 60	105	H	Memphis	83 40
5	A	Ohio St.	100 56					67	H	Temple	104 49	132	H	LSU	86 40
12	N	Maryland	83 73					69	H	Nebraska	88 46	153	A	SMU	90 37
13	N	Florida St.	73 49					81	A	Tulane	96 38	172	H	East Carolina	92 46
22	A	DePaul	86 70									189	A	Tulsa	94 30
												189	H	Tulsa	95 35
												209	A	Cincinnati	107 45
												209	H	Cincinnati	88 34
												270	A	Houston	76 37
												272	H	UCF	106 51
												302	A	Colgate	94 50
LAST 12 Division I GAMES:															
209	H	Cincinnati	88 34	189	A	Tulsa	94 30								
67	A	Temple	85 60	153	A	SMU	90 37								
2	A	South Carolina	66 54	272	H	UCF	106 51								
172	H	East Carolina	92 46	67	H	Temple	104 49								
81	A	Tulane	96 38	105	A	Memphis	86 46								
105	H	Memphis	83 40	42	A	South Fla.	75 59								

Non-Div I Games:

UConn

■ Loss,
 ■ Non-Conf, S Site,
 ■ Home
 ■ Away
 N Neutral

U

B

c

U

c

UMBC

Average RPI Win:	286	WON-LOST	WINNING	LAST 10	STRENGTH OF	OPP. STRENGTH	TEAM	ADJ.	CONF.	ADJ CONF.
Average RPI Loss:	195	RECORD	PCT. RANK	GAMES	SCHEDULE	OF SCHEDULE	RPI	RPI	RPI	RPI
DIV. I ONLY	7- 16	274	5- 5	292	315	295	295	31	31	
DIV. I NON-CONF.	1- 10	330	0- 2	79	224	281	281	30	30	
TOTALS	RPI 1-25	RPI 26-50	W-L RECORDS	RPI 51-100	RPI 101-150	RPI 150+				
7- 16	0- 2	0- 0	OVERALL	0- 2	0- 1	7- 11				
3- 8	0- 1	0- 0	HOME	0- 1	0- 0	3- 6				
4- 8	0- 1	0- 0	AWAY	0- 1	0- 1	4- 5				
0- 0	0- 0	0- 0	NEUTRAL	0- 0	0- 0	0- 0				
1- 10	0- 2	0- 0	NON-CONFERENCE	0- 2	0- 1	1- 5				
1- 5	0- 1	0- 0	HOME	0- 1	0- 0	1- 3				
0- 5	0- 1	0- 0	AWAY	0- 1	0- 1	0- 2				
0- 0	0- 0	0- 0	NEUTRAL	0- 0	0- 0	0- 0				
6- 6	0- 0	0- 0	CONFERENCE	0- 0	0- 0	6- 6				
2- 3	0- 0	0- 0	HOME	0- 0	0- 0	2- 3				
4- 3	0- 0	0- 0	AWAY	0- 0	0- 0	4- 3				
0- 0	0- 0	0- 0	NEUTRAL	0- 0	0- 0	0- 0				

RPI 1-25				RPI 26-50				RPI 51-100				RPI 101+ Team's RPI: 295			
RPI	S	Opponent	Score	RPI	S	Opponent	Score	RPI	S	Opponent	Score	RPI	S	Opponent	Score
12	H	Maryland	30 106					88	H	Georgetown	60 71	145	A	Xavier	56 61
21	A	Duquesne	59 95					97	A	VCU	39 63	151	H	Hampton	55 76
												157	H	Old Dominion	52 69
												160	A	Northeastern	49 60
												162	H	UMBC	52 55
												210	H	USC Upstate	78 59
												227	H	Morgan St.	69 77
												248	A	N.C. A&T	56 50
												255	H	Bethune-Cookman	76 71
												273	A	Coppin St.	54 61
												289	A	UNCG	51 71
												298	A	Savannah St.	42 60
												305	A	South Carolina St.	63 56
												327	A	Howard	79 57
												327	H	Howard	62 59
												329	A	Delaware St.	70 61
												337	H	Mt. St. Mary's	50 57
												346	H	Norfolk St.	63 74
												349	A	N.C. Central	46 49
LAST 12 Division I GAMES:															
327	A	Howard	79 57	255	H	Bethune-Cookman	76 71								
329	A	Delaware St.	70 61	305	A	South Carolina St.	63 56								
346	H	Norfolk St.	63 74	298	A	Savannah St.	42 60								
151	H	Hampton	55 76	227	H	Morgan St.	69 77								
327	H	Howard	62 59	289	A	UNCG	51 71								
273	A	Coppin St.	54 61	157	H	Old Dominion	52 69								

Non-Div I Games: Cheyney 76 46

UMES

■ Loss,
 ■ Non-Conf,
 ■ S Site,
 ■ Home
 ■ A Away
 N Neutral

Average RPI Win:	238	WON-LOST	WINNING	LAST 10	STRENGTH OF	OPP. STRENGTH	TEAM	ADJ.	CONF.	ADJ CONF.
Average RPI Loss:	221	RECORD	PCT. RANK	GAMES	SCHEDULE	OF SCHEDULE	RPI	RPI	RPI	RPI
DIV. I ONLY	7- 15	269	4- 6	331	241	299	299	25	25	
DIV. I NON-CONF.	3- 8	258	1- 0	330	231	316	316	25	25	
TOTALS	RPI 1-25	RPI 26-50	W-L RECORDS	RPI 51-100	RPI 101-150	RPI 150+				
7- 15	0- 0	0- 0	OVERALL	0- 1	0- 1	7- 13				
2- 7	0- 0	0- 0	HOME	0- 1	0- 0	2- 6				
5- 8	0- 0	0- 0	AWAY	0- 0	0- 1	5- 7				
0- 0	0- 0	0- 0	NEUTRAL	0- 0	0- 0	0- 0				
3- 8	0- 0	0- 0	NON-CONFERENCE	0- 0	0- 1	3- 7				
1- 3	0- 0	0- 0	HOME	0- 0	0- 0	1- 3				
2- 5	0- 0	0- 0	AWAY	0- 0	0- 1	2- 4				
0- 0	0- 0	0- 0	NEUTRAL	0- 0	0- 0	0- 0				
4- 7	0- 0	0- 0	CONFERENCE	0- 1	0- 0	4- 6				
1- 4	0- 0	0- 0	HOME	0- 1	0- 0	1- 3				
3- 3	0- 0	0- 0	AWAY	0- 0	0- 0	3- 3				
0- 0	0- 0	0- 0	NEUTRAL	0- 0	0- 0	0- 0				

RPI S	Opponent	Score	RPI S	Opponent	Score	RPI S	Opponent	Score	RPI S	Opponent	Score	Team's RPI: 299
						96	H New Mexico St.	62 68	107	A Northwestern	38 80	
									163	H SIUE	58 63	
									181	A Milwaukee	48 70	
									195	A Southeast Mo. St.	65 78	
									197	A UTRGV	59 57	
									197	H UTRGV	53 62	
									211	A Kansas	47 44	
									218	A Utah Valley	71 79	
									224	A Grand Canyon	63 57	
									224	H Grand Canyon	59 68	
									227	A Morgan St.	59 50	
									230	H Indiana St.	47 77	
									243	A CSU Bakersfield	56 40	
									243	H CSU Bakersfield	68 78	
									257	A Omaha	42 57	
									262	A Seattle	63 69	
									262	H Seattle	64 43	
									282	A Towson	47 70	
									301	H Denver	68 58	
									321	H North Florida	55 62	
									336	A Chicago St.	72 77	
LAST 12 Division I GAMES:												
			224	H Grand Canyon	59 68		218	A Utah Valley	71 79			
			197	A UTRGV	59 57		197	H UTRGV	53 62			
			262	H Seattle	64 43		96	H New Mexico St.	62 68			
			243	H CSU Bakersfield	68 78		243	A CSU Bakersfield	56 40			
			336	A Chicago St.	72 77		262	A Seattle	63 69			
			224	A Grand Canyon	63 57		227	A Morgan St.	59 50			

Non-Div I Games: Stephens College 76 46 Bethany (KS) 64 51

UMKC

Loss, Non-Conf, S Site, H Home A Away N Neutral

Average RPI Win:	298	WON-LOST	WINNING	LAST 10	STRENGTH OF	OPP. STRENGTH	TEAM	ADJ.	CONF.	ADJ CONF.
Average RPI Loss:	175	RECORD	PCT. RANK	GAMES	SCHEDULE	OF SCHEDULE	RPI	RPI	RPI	RPI
DIV. I ONLY	4- 22	329	1- 9	233	244	318	318	15	15	
DIV. I NON-CONF.	3- 9	272	0- 0	260	284	293	293	18	18	
TOTALS	RPI 1-25	RPI 26-50	W-L RECORDS	RPI 51-100	RPI 101-150	RPI 150+				
4- 22	0- 1	0- 2	OVERALL	0- 2	0- 3	4- 14				
2- 10	0- 0	0- 1	HOME	0- 1	0- 1	2- 7				
2- 12	0- 0	0- 0	AWAY	0- 0	0- 0	2- 0				
0- 0	0- 0	0- 0	NEUTRAL	0- 0	0- 0	0- 0				
3- 9	0- 1	0- 1	NON-CONFERENCE	0- 0	0- 1	3- 6				
2- 2	0- 0	0- 0	HOME	0- 0	0- 0	2- 2				
1- 7	0- 1	0- 1	AWAY	0- 0	0- 1	1- 4				
0- 0	0- 0	0- 0	NEUTRAL	0- 0	0- 0	0- 0				
1- 13	0- 0	0- 1	CONFERENCE	0- 2	0- 2	1- 8				
0- 8	0- 0	0- 1	HOME	0- 1	0- 1	0- 5				
1- 5	0- 0	0- 0	AWAY	0- 1	0- 1	1- 3				
0- 0	0- 0	0- 0	NEUTRAL	0- 0	0- 0	0- 0				

RPI 1-25				RPI 26-50				RPI 51-100				RPI 101+ Team's RPI: 318			
RPI	S	Opponent	Score	RPI	S	Opponent	Score	RPI	S	Opponent	Score	RPI	S	Opponent	Score
12	A	Maryland	53 102	28	A	Miami (FL)	53 84	78	A	Maine	44 74	116	A	Boston College	55 66
				48	H	Albany (NY)	55 85	78	H	Maine	46 73	139	A	Stony Brook	46 60
												139	H	Stony Brook	50 64
												162	A	UMBC	52 68
												162	H	UMBC	44 68
												202	A	Rhode Island	64 72
												208	A	Hartford	59 72
												208	H	Hartford	70 75
												228	H	Columbia	57 67
												232	A	Massachusetts	58 84
												235	H	Binghamton	70 75
												237	A	New Hampshire	61 65
												237	H	New Hampshire	55 63
												240	H	Bryant	64 83
												244	H	Holy Cross	75 67
												267	A	Central Conn. St.	53 64
												290	A	Vermont	68 66
												290	H	Vermont	51 59
												294	A	FIU	68 71
												310	A	Fairleigh Dickinson	78 67
												347	H	Boston U.	70 57
LAST 12 Division I GAMES:															
237	H	New Hampshire	55 63	48	H	Albany (NY)	55 85	235	H	Binghamton	70 75				
162	A	UMBC	52 68					237	A	New Hampshire	61 65				
78	H	Maine	46 73					290	H	Vermont	51 59				
290	A	Vermont	68 66					162	H	UMBC	44 68				
139	A	Stony Brook	46 60					78	A	Maine	44 74				
208	H	Hartford	70 75												

Non-Div I Games:

UMass Lowell

■ Loss,
 ■ Non-Conf, S Site,
 ■ Home
 ■ Away
 N Neutral

UNC Asheville

Through Games Of Feb. 19, 2016

Average RPI Win:	262	WON-LOST	WINNING	LAST 10	STRENGTH OF	OPP. STRENGTH	TEAM	ADJ.	CONF.	ADJ CONF.
Average RPI Loss:	174	RECORD	PCT. RANK	GAMES	SCHEDULE	OF SCHEDULE	RPI	RPI	RPI	RPI
DIV. I ONLY	19- 4	25	9- 1	334	279	124	124	28	28	
DIV. I NON-CONF.	5- 2	86	0- 0	341	266	181	181	29	29	
TOTALS	RPI 1-25	RPI 26-50	W-L RECORDS	RPI 51-100	RPI 101-150	RPI 150+				
19- 4	0- 0	0- 0	OVERALL	1- 1	0- 1	18- 2				
9- 1	0- 0	0- 0	HOME	1- 0	0- 0	8- 1				
10- 3	0- 0	0- 0	AWAY	0- 0	0- 0	10- 0				
0- 0	0- 0	0- 0	NEUTRAL	0- 0	0- 0	0- 0				
5- 2	0- 0	0- 0	NON-CONFERENCE	0- 0	0- 1	5- 1				
3- 0	0- 0	0- 0	HOME	0- 0	0- 0	3- 0				
2- 2	0- 0	0- 0	AWAY	0- 0	0- 1	2- 1				
0- 0	0- 0	0- 0	NEUTRAL	0- 0	0- 0	0- 0				
14- 2	0- 0	0- 0	CONFERENCE	1- 1	0- 0	13- 1				
6- 1	0- 0	0- 0	HOME	1- 0	0- 0	5- 1				
8- 1	0- 0	0- 0	AWAY	0- 1	0- 0	8- 0				
0- 0	0- 0	0- 0	NEUTRAL	0- 0	0- 0	0- 0				

RPI 1-25				RPI 26-50				RPI 51-100				RPI 101+ Team's RPI: 124			
RPI	S	Opponent	Score	RPI	S	Opponent	Score	RPI	S	Opponent	Score	RPI	S	Opponent	Score
								98	A	Liberty	53 71	144	A	ETSU	68 74
								98	H	Liberty	56 51	200	A	Radford	54 46
												200	H	Radford	58 48
												205	H	Gardner-Webb	56 58
												210	H	USC Upstate	68 59
												219	H	Furman	84 71
												222	A	Presbyterian	72 63
												222	H	Presbyterian	68 59
												247	A	High Point	82 81
												249	A	Clemson	49 67
												279	A	Campbell	72 58
												289	H	UNCG	95 52
												296	A	Coastal Caro.	63 52
												296	H	Coastal Caro.	77 69
												306	A	Western Caro.	67 45
												309	A	Wofford	70 63
												312	A	Winthrop	67 59
												312	H	Winthrop	63 55
												316	A	Charleston So.	58 50
												323	A	Longwood	61 54
												323	H	Longwood	81 42
LAST 12 Division I GAMES:															
				200	H	Radford	58 48					222	H	Presbyterian	68 59
				98	H	Liberty	56 51					247	A	High Point	82 81
				323	A	Longwood	61 54					205	H	Gardner-Webb	56 58
				296	H	Coastal Caro.	77 69					323	H	Longwood	81 42
				312	A	Winthrop	67 59					316	A	Charleston So.	58 50
				200	A	Radford	54 46					98	A	Liberty	53 71

Non-Div I Games: Montreat 89 41 Warren Wilson 108 47

UNC Asheville

Loss, Non-Conf, S Site, H Home A Away N Neutral

Average RPI Win:	307	WON-LOST	WINNING	LAST 10	STRENGTH OF	OPP. STRENGTH	TEAM	ADJ.	CONF.	ADJ CONF.
Average RPI Loss:	157	RECORD	PCT. RANK	GAMES	SCHEDULE	OF SCHEDULE	RPI	RPI	RPI	RPI
DIV. I ONLY	6- 18	289	0- 10	188	272	289	289	17	17	
DIV. I NON-CONF.	6- 6	160	0- 0	248	341	208	208	15	15	
TOTALS	RPI 1-25	RPI 26-50	W-L RECORDS	RPI 51-100	RPI 101-150	RPI 150+				
6- 18	0- 1	0- 0	OVERALL	0- 3	0- 7	6- 7				
4- 7	0- 0	0- 0	HOME	0- 1	0- 3	4- 3				
1- 11	0- 1	0- 0	AWAY	0- 2	0- 4	1- 4				
1- 0	0- 0	0- 0	NEUTRAL	0- 0	0- 0	1- 0				
6- 6	0- 1	0- 0	NON-CONFERENCE	0- 1	0- 1	6- 3				
4- 1	0- 0	0- 0	HOME	0- 0	0- 0	4- 1				
1- 5	0- 1	0- 0	AWAY	0- 1	0- 1	1- 2				
1- 0	0- 0	0- 0	NEUTRAL	0- 0	0- 0	1- 0				
0- 12	0- 0	0- 0	CONFERENCE	0- 2	0- 6	0- 4				
0- 6	0- 0	0- 0	HOME	0- 1	0- 3	0- 2				
0- 6	0- 0	0- 0	AWAY	0- 1	0- 3	0- 2				
0- 0	0- 0	0- 0	NEUTRAL	0- 0	0- 0	0- 0				

RPI 1-25				RPI 26-50				RPI 51-100				RPI 101+ Team's RPI: 289			
RPI	S	Opponent	Score	RPI	S	Opponent	Score	RPI	S	Opponent	Score	RPI	S	Opponent	Score
2	A	South Carolina	44 92					56	A	Chattanooga	61 72	113	A	Mercer	47 81
								56	H	Chattanooga	53 74	113	H	Mercer	78 86
								81	A	Tulane	53 74	122	A	Samford	49 80
												122	H	Samford	52 57
												124	A	UNC Asheville	52 95
												144	A	ETSU	73 89
												144	H	ETSU	77 80
												205	A	Gardner-Webb	57 59
												210	A	USC Upstate	61 84
												219	A	Furman	71 85
												219	H	Furman	59 75
												247	H	High Point	82 72
												276	H	Tennessee Tech	64 73
												292	N	Cleveland St.	55 51
												295	H	UMES	71 51
												306	A	Western Caro.	72 84
												309	H	Wofford	56 58
												323	H	Longwood	81 60
												333	A	New Orleans	81 79
												349	H	N.C. Central	103 56
LAST 12 Division I GAMES:															
219	A	Furman	71 85	219	H	Furman	59 75								
144	H	ETSU	77 80	309	H	Wofford	56 58								
56	H	Chattanooga	53 74	56	A	Chattanooga	61 72								
113	A	Mercer	47 81	144	A	ETSU	73 89								
122	A	Samford	49 80	122	H	Samford	52 57								
306	A	Western Caro.	72 84	113	H	Mercer	78 86								

Non-Div I Games: Barton 82 55 Pfeiffer 71 52 Francis Marion 63 66

UNCG

Loss, Non-Conf, S Site, H Home A Away N Neutral

RPI 1-25				RPI 26-50				RPI 51-100				RPI 101+				Team's RPI: 108	
RPI	S	Opponent	Score	RPI	S	Opponent	Score	RPI	S	Opponent	Score	RPI	S	Opponent	Score		
				39	N	Seton Hall	49 57	55	H	Iowa	65 80	109	A	Drake	79 73		
								65	A	South Dakota St.	86 89	109	H	Drake	85 74		
								76	H	South Dakota	64 43	127	N	Akron	59 51		
								85	N	Georgia Tech	61 58	129	A	North Dakota	59 64		
								89	A	Missouri St.	65 60	133	H	Southern Ill.	60 65		
								89	H	Missouri St.	75 78	135	A	Creighton	61 69		
								100	H	Iowa St.	75 84	168	A	Loyola Chicago	60 64		
												189	H	Tulsa	75 59		
												230	A	Indiana St.	61 45		
												230	H	Indiana St.	53 42		
												288	A	Wichita St.	55 44		
												288	H	Wichita St.	69 48		
												304	A	Bradley	55 47		
												313	A	Illinois St.	61 35		
												313	H	Illinois St.	65 51		
												330	H	Evansville	62 51		
LAST 12 Division I GAMES:																	
				109	H	Drake	85 74	168	A	Loyola Chicago	60 64						
				313	A	Illinois St.	61 35	109	A	Drake	79 73						
				230	A	Indiana St.	61 45	230	H	Indiana St.	53 42						
				288	H	Wichita St.	69 48	313	H	Illinois St.	65 51						
				89	H	Missouri St.	75 78	89	A	Missouri St.	65 60						
				304	A	Bradley	55 47	288	A	Wichita St.	55 44						

UNI

Page 312

Average RPI Win:	274	WON-LOST	WINNING	LAST 10	STRENGTH OF	OPP. STRENGTH	TEAM	ADJ.	CONF.	ADJ CONF.
Average RPI Loss:	108	RECORD	PCT. RANK	GAMES	SCHEDULE	OF SCHEDULE	RPI	RPI	RPI	RPI
DIV. I ONLY	13- 11	146	6- 4	253	207	190	190	19	19	
DIV. I NON-CONF.	6- 4	125	0- 0	282	197	190	190	20	20	
TOTALS	RPI 1-25	RPI 26-50	W-L RECORDS	RPI 51-100	RPI 101-150	RPI 150+				
13- 11	0- 0	0- 4	OVERALL	0- 0	0- 5	13- 2				
9- 3	0- 0	0- 1	HOME	0- 0	0- 2	9- 0				
4- 7	0- 0	0- 2	AWAY	0- 0	0- 3	4- 2				
0- 1	0- 0	0- 1	NEUTRAL	0- 0	0- 0	0- 0				
6- 4	0- 0	0- 2	NON-CONFERENCE	0- 0	0- 2	6- 0				
4- 1	0- 0	0- 0	HOME	0- 0	0- 1	4- 0				
2- 2	0- 0	0- 1	AWAY	0- 0	0- 1	2- 0				
0- 1	0- 0	0- 1	NEUTRAL	0- 0	0- 0	0- 0				
7- 7	0- 0	0- 2	CONFERENCE	0- 0	0- 3	7- 2				
5- 2	0- 0	0- 1	HOME	0- 0	0- 1	5- 0				
2- 5	0- 0	0- 1	AWAY	0- 0	0- 2	2- 2				
0- 0	0- 0	0- 0	NEUTRAL	0- 0	0- 0	0- 0				

RPI 1-25				RPI 26-50				RPI 51-100				RPI 101+ Team's RPI: 190			
RPI	S	Opponent	Score	RPI	S	Opponent	Score	RPI	S	Opponent	Score	RPI	S	Opponent	Score
				27	N	UTEP	52 60					109	H	Drake	68 76
				40	A	Southern California	42 73					137	A	Fresno St.	54 58
				46	A	Colorado St.	52 83					137	H	Fresno St.	52 57
				46	H	Colorado St.	56 64					143	A	Long Beach St.	63 67
												148	A	Boise St.	56 75
												166	H	George Mason	67 59
												171	A	New Mexico	53 67
												171	H	New Mexico	57 48
												186	A	San Jose St.	61 69
												201	H	Utah St.	46 38
												241	H	Wyoming	66 37
												251	A	San Diego St.	55 41
												269	H	Pepperdine	83 63
												270	A	Houston	63 60
												311	A	A&M-Corpus Christi	65 51
												328	H	Southern Utah	79 44
												331	H	Nevada	65 59
												332	H	UC Irvine	72 52
												343	A	Air Force	60 56
												343	H	Air Force	62 51
LAST 12 Division I GAMES:															
				343	H	Air Force	62 51					148	A	Boise St.	56 75
				46	A	Colorado St.	52 83					331	H	Nevada	65 59
				186	A	San Jose St.	61 69					201	H	Utah St.	46 38
				137	H	Fresno St.	52 57					343	A	Air Force	60 56
				171	H	New Mexico	57 48					171	A	New Mexico	53 67
				251	A	San Diego St.	55 41					241	H	Wyoming	66 37

Non-Div I Games: Cal St. San Marcos 62 43

UNLV

Average RPI Win:	300	WON-LOST	WINNING	LAST 10	STRENGTH OF	OPP. STRENGTH	TEAM	ADJ.	CONF.	ADJ CONF.
Average RPI Loss:	131	RECORD	PCT. RANK	GAMES	SCHEDULE	OF SCHEDULE	RPI	RPI	RPI	RPI
DIV. I ONLY	14- 9	110	7- 3	328	281	210	210	29	29	
DIV. I NON-CONF.	6- 6	160	1- 0	338	279	255	255	27	27	
TOTALS	RPI 1-25	RPI 26-50	W-L RECORDS	RPI 51-100	RPI 101-150	RPI 150+				
14- 9	0- 0	0- 0	OVERALL	0- 4	0- 3	14- 2				
7- 3	0- 0	0- 0	HOME	0- 1	0- 1	7- 1				
7- 6	0- 0	0- 0	AWAY	0- 3	0- 2	7- 1				
0- 0	0- 0	0- 0	NEUTRAL	0- 0	0- 0	0- 0				
6- 6	0- 0	0- 0	NON-CONFERENCE	0- 2	0- 2	6- 2				
3- 1	0- 0	0- 0	HOME	0- 0	0- 0	3- 1				
3- 5	0- 0	0- 0	AWAY	0- 2	0- 2	3- 1				
0- 0	0- 0	0- 0	NEUTRAL	0- 0	0- 0	0- 0				
8- 3	0- 0	0- 0	CONFERENCE	0- 2	0- 1	8- 0				
4- 2	0- 0	0- 0	HOME	0- 1	0- 1	4- 0				
4- 1	0- 0	0- 0	AWAY	0- 1	0- 0	4- 0				
0- 0	0- 0	0- 0	NEUTRAL	0- 0	0- 0	0- 0				

RPI 1-25				RPI 26-50				RPI 51-100				RPI 101+				Team's RPI: 210	
RPI	S	Opponent	Score	RPI	S	Opponent	Score	RPI	S	Opponent	Score	RPI	S	Opponent	Score		
								61	A	FGCU	43	54	117	A	North Carolina	40	80
								61	H	FGCU	44	56	124	A	UNC Asheville	59	68
								66	A	Michigan	61	119	147	H	Jacksonville	43	49
								85	A	Georgia Tech	46	87	183	A	Stetson	61	56
													183	H	Stetson	73	58
													219	H	Furman	63	75
													289	H	UNCG	84	61
													295	A	UMES	59	78
													297	A	Kennesaw St.	61	53
													297	H	Kennesaw St.	66	57
													300	A	Morehead St.	86	72
													306	H	Western Caro.	68	59
													317	A	IPFW	84	81
													321	H	North Florida	69	54
													335	A	Lipscomb	81	54
													335	H	Lipscomb	93	71
													342	A	NJIT	58	41
													346	A	Norfolk St.	82	62
													349	H	N.C. Central	68	46
LAST 12 Division I GAMES:																	
				61	H	FGCU	44	56	321	H	North Florida	69	54				
				183	H	Stetson	73	58	147	H	Jacksonville	43	49				
				297	A	Kennesaw St.	61	53	183	A	Stetson	61	56				
				335	H	Lipscomb	93	71	61	A	FGCU	43	54				
				297	H	Kennesaw St.	66	57	342	A	NJIT	58	41				
				335	A	Lipscomb	81	54	306	H	Western Caro.	68	59				

Non-Div I Games: Southern Wesleyan 84 51 Mars Hill 81 65 Bob Jones 96 46

USC Upstate

Loss, Non-Conf, S Site, H Home A Away N Neutral

Average RPI Win:	248	WON-LOST	WINNING	LAST 10	STRENGTH OF	OPP. STRENGTH	TEAM	ADJ.	CONF.	ADJ CONF.
Average RPI Loss:	116	RECORD	PCT. RANK	GAMES	SCHEDULE	OF SCHEDULE	RPI	RPI	RPI	RPI
DIV. I ONLY	11- 12	185	5- 5	120	193	149	149	16	16	
DIV. I NON-CONF.	4- 5	193	0- 0	20	114	99	99	14	14	
TOTALS	RPI 1-25	RPI 26-50	W-L RECORDS	RPI 51-100	RPI 101-150	RPI 150+				
11- 12	0- 1	0- 4	OVERALL	0- 0	1- 3	10- 4				
3- 7	0- 0	0- 3	HOME	0- 0	1- 2	2- 2				
8- 5	0- 1	0- 1	AWAY	0- 0	0- 1	8- 2				
0- 0	0- 0	0- 0	NEUTRAL	0- 0	0- 0	0- 0				
4- 5	0- 1	0- 3	NON-CONFERENCE	0- 0	1- 0	3- 1				
1- 3	0- 0	0- 2	HOME	0- 0	1- 0	0- 1				
3- 2	0- 1	0- 1	AWAY	0- 0	0- 0	3- 0				
0- 0	0- 0	0- 0	NEUTRAL	0- 0	0- 0	0- 0				
7- 7	0- 0	0- 1	CONFERENCE	0- 0	0- 3	7- 3				
2- 4	0- 0	0- 1	HOME	0- 0	0- 2	2- 1				
5- 3	0- 0	0- 0	AWAY	0- 0	0- 1	5- 2				
0- 0	0- 0	0- 0	NEUTRAL	0- 0	0- 0	0- 0				

RPI 1-25				RPI 26-50				RPI 51-100				RPI 101+ Team's RPI: 149			
RPI	S	Opponent	Score	RPI	S	Opponent	Score	RPI	S	Opponent	Score	RPI	S	Opponent	Score
4	A	Baylor	20 62	39	H	Seton Hall	54 61					130	H	Little Rock	55 59
				43	H	Arkansas St.	71 78					134	A	La.-Lafayette	52 63
				49	A	Kansas St.	41 61					134	H	La.-Lafayette	42 59
				50	H	Western Ky.	64 73					147	H	Jacksonville	56 54
												165	H	McNeese St.	57 63
												185	A	South Ala.	55 59
												188	A	Troy	71 88
												215	A	Texas St.	80 48
												226	A	Stephen F. Austin	67 63
												246	A	Houston Baptist	64 40
												254	A	UTSA	51 47
												266	A	Appalachian St.	76 45
												266	H	Appalachian St.	65 58
												274	A	Georgia St.	74 45
												274	H	Georgia St.	63 68
												275	A	Ga. Southern	53 41
												275	H	Ga. Southern	70 31
												285	A	La.-Monroe	60 50
LAST 12 Division I GAMES:															
134	H	La.-Lafayette	42 59	285	A	La.-Monroe	60 50	130	H	Little Rock	55 59				
266	H	Appalachian St.	65 58	43	H	Arkansas St.	71 78	185	A	South Ala.	55 59				
215	A	Texas St.	80 48	188	A	Troy	71 88	266	A	Appalachian St.	76 45				
274	A	Georgia St.	74 45	134	A	La.-Lafayette	52 63								

Non-Div I Games: Missouri Valley 96 30

UT Arlington

■ Loss,
 ■ Non-Conf, S Site,
 ■ Home
 ■ Away
 N Neutral

Average RPI Win:	221	WON-LOST	WINNING	LAST 10	STRENGTH OF	OPP. STRENGTH	TEAM	ADJ.	CONF.	ADJ CONF.
Average RPI Loss:	107	RECORD	PCT. RANK	GAMES	SCHEDULE	OF SCHEDULE	RPI	RPI	RPI	RPI
DIV. I ONLY	18- 8	70	9- 1	221	163	94	94	24	24	
DIV. I NON-CONF.	7- 6	156	0- 0	117	40	101	101	23	23	
TOTALS	RPI 1-25	RPI 26-50	W-L RECORDS	RPI 51-100	RPI 101-150	RPI 150+				
18- 8	0- 1	0- 1	OVERALL	0- 3	4- 0	14- 3				
9- 1	0- 0	0- 1	HOME	0- 0	2- 0	7- 0				
8- 7	0- 1	0- 0	AWAY	0- 3	1- 0	7- 3				
1- 0	0- 0	0- 0	NEUTRAL	0- 0	1- 0	0- 0				
7- 6	0- 1	0- 1	NON-CONFERENCE	0- 3	3- 0	4- 1				
3- 1	0- 0	0- 1	HOME	0- 0	1- 0	2- 0				
3- 5	0- 1	0- 0	AWAY	0- 3	1- 0	2- 1				
1- 0	0- 0	0- 0	NEUTRAL	0- 0	1- 0	0- 0				
11- 2	0- 0	0- 0	CONFERENCE	0- 0	1- 0	10- 2				
6- 0	0- 0	0- 0	HOME	0- 0	1- 0	5- 0				
5- 2	0- 0	0- 0	AWAY	0- 0	0- 0	5- 2				
0- 0	0- 0	0- 0	NEUTRAL	0- 0	0- 0	0- 0				

RPI 1-25				RPI 26-50				RPI 51-100 Team's RPI: 94				RPI 101+			
RPI	S	Opponent	Score	RPI	S	Opponent	Score	RPI	S	Opponent	Score	RPI	S	Opponent	Score
18	A	Louisville	66 88	43	H	Arkansas St.	74 76	55	A	Iowa	56 62	102	H	Belmont	81 79
								56	A	Chattanooga	46 61	122	H	Samford	52 50
								75	A	Vanderbilt	61 64	129	N	North Dakota	84 58
												133	A	Southern Ill.	70 63
												154	A	Illinois	74 94
												156	H	Alabama	83 65
												163	A	SIUE	85 79
												187	A	Eastern Ky.	61 70
												195	A	Southeast Mo. St.	84 74
												195	H	Southeast Mo. St.	95 65
												209	A	Cincinnati	63 57
												258	H	Miami (OH)	74 47
												261	H	Murray St.	92 62
												263	H	Tennessee St.	77 50
												271	A	Austin Peay	70 80
												271	H	Austin Peay	75 51
												276	H	Tennessee Tech	67 53
												283	A	Jacksonville St.	63 53
												300	A	Morehead St.	85 67
												330	A	Evansville	75 48
												339	A	Eastern Ill.	65 39
LAST 12 Division I GAMES:															
102	H	Belmont	81 79	263	H	Tennessee St.	77 50								
271	A	Austin Peay	70 80	195	A	Southeast Mo. St.	84 74								
195	H	Southeast Mo. St.	95 65	339	A	Eastern Ill.	65 39								
163	A	SIUE	85 79	283	A	Jacksonville St.	63 53								
271	H	Austin Peay	75 51	276	H	Tennessee Tech	67 53								
261	H	Murray St.	92 62	300	A	Morehead St.	85 67								

Non-Div I Games:

UT Martin

■ Loss,
 ■ Non-Conf, S Site,
 ■ Home
 ■ Away
 N Neutral

U
T
E
PU
T
E
P

UTEP

Page 317

Average RPI Win: 265	WON-LOST	WINNING	LAST 10	STRENGTH OF	OPP. STRENGTH	TEAM	ADJ.	CONF.	ADJ CONF.
Average RPI Loss: 148	RECORD	PCT. RANK	GAMES	SCHEDULE	OF SCHEDULE	RPI	RPI	RPI	RPI
DIV. I ONLY	12- 11	161	6- 4	305	198	197	197	25	25
DIV. I NON-CONF.	5- 7	198	0- 1	264	96	183	183	25	25
TOTALS	RPI 1-25	RPI 26-50	W-L RECORDS	RPI 51-100	RPI 101-150	RPI 150+			
12- 11	0- 2	0- 1	OVERALL	0- 3	0- 0	12- 5			
4- 3	0- 0	0- 0	HOME	0- 1	0- 0	4- 2			
7- 7	0- 2	0- 1	AWAY	0- 2	0- 0	7- 2			
1- 1	0- 0	0- 0	NEUTRAL	0- 0	0- 0	1- 1			
5- 7	0- 2	0- 1	NON-CONFERENCE	0- 2	0- 0	5- 2			
1- 0	0- 0	0- 0	HOME	0- 0	0- 0	1- 0			
3- 6	0- 2	0- 1	AWAY	0- 2	0- 0	3- 1			
1- 1	0- 0	0- 0	NEUTRAL	0- 0	0- 0	1- 1			
7- 4	0- 0	0- 0	CONFERENCE	0- 1	0- 0	7- 3			
3- 3	0- 0	0- 0	HOME	0- 1	0- 0	3- 2			
4- 1	0- 0	0- 0	AWAY	0- 0	0- 0	4- 1			
0- 0	0- 0	0- 0	NEUTRAL	0- 0	0- 0	0- 0			

RPI 1-25				RPI 26-50				RPI 51-100				RPI 101+ Team's RPI: 197			
RPI	S	Opponent	Score	RPI	S	Opponent	Score	RPI	S	Opponent	Score	RPI	S	Opponent	Score
16	A	Syracuse	32 91	49	A	Kansas St.	43 61	92	A	TCU	67 71	172	N	East Carolina	59 70
17	A	Oklahoma St.	54 78					95	A	Eastern Mich.	56 78	198	N	Cal Poly	66 58
								96	H	New Mexico St.	57 68	218	A	Utah Valley	57 71
												218	H	Utah Valley	61 48
												224	A	Grand Canyon	68 66
												224	H	Grand Canyon	52 28
												243	H	CSU Bakersfield	60 46
												256	A	UC Santa Barbara	62 60
												262	A	Seattle	76 71
												262	H	Seattle	71 74
												270	A	Houston	55 45
												299	A	UMKC	62 53
												299	H	UMKC	57 59
												311	A	A&M-Corpus Christi	46 49
												324	A	Incarinate Word	68 50
												324	H	Incarinate Word	60 47
												336	A	Chicago St.	64 56
LAST 12 Division I GAMES:															
262	A	Seattle	76 71	243	H	CSU Bakersfield	60 46	16	A	Syracuse	32 91				
299	H	UMKC	57 59	299	A	UMKC	62 53								
224	A	Grand Canyon	68 66	336	A	Chicago St.	64 56								
218	A	Utah Valley	57 71	218	H	Utah Valley	61 48								
96	H	New Mexico St.	57 68	224	H	Grand Canyon	52 28								
262	H	Seattle	71 74												

Non-Div I Games: Concordia (TX) 90 44 Evangel 75 60 Texas Lutheran 90 38

UTRGV

Loss, Non-Conf, S Site, H Home A Away N Neutral

Average RPI Win: 223	WON-LOST	WINNING	LAST 10	STRENGTH OF	OPP. STRENGTH	TEAM	ADJ.	CONF.	ADJ CONF.
Average RPI Loss: 142	RECORD	PCT. RANK	GAMES	SCHEDULE	OF SCHEDULE	RPI	RPI	RPI	RPI
DIV. I ONLY	6- 16	285	3- 7	135	156	254	254	12	12
DIV. I NON-CONF.	2- 6	272	0- 0	43	249	230	230	10	10
TOTALS	RPI 1-25	RPI 26-50	W-L RECORDS	RPI 51-100	RPI 101-150	RPI 150+			
6- 16	0- 2	0- 2	OVERALL	0- 2	1- 2	5- 8			
5- 5	0- 0	0- 0	HOME	0- 1	1- 1	4- 3			
1- 11	0- 2	0- 2	AWAY	0- 1	0- 1	1- 5			
0- 0	0- 0	0- 0	NEUTRAL	0- 0	0- 0	0- 0			
2- 6	0- 2	0- 0	NON-CONFERENCE	0- 1	0- 1	2- 2			
2- 2	0- 0	0- 0	HOME	0- 0	0- 1	2- 1			
0- 4	0- 2	0- 0	AWAY	0- 1	0- 0	0- 1			
0- 0	0- 0	0- 0	NEUTRAL	0- 0	0- 0	0- 0			
4- 10	0- 0	0- 2	CONFERENCE	0- 1	1- 1	3- 6			
3- 3	0- 0	0- 0	HOME	0- 1	1- 0	2- 2			
1- 7	0- 0	0- 2	AWAY	0- 0	0- 1	1- 4			
0- 0	0- 0	0- 0	NEUTRAL	0- 0	0- 0	0- 0			

RPI 1-25				RPI 26-50				RPI 51-100				RPI 101+ Team's RPI: 254			
RPI	S	Opponent	Score	RPI	S	Opponent	Score	RPI	S	Opponent	Score	RPI	S	Opponent	Score
6	A	Texas	53 90	27	A	UTEP	55 62	62	A	Abilene Christian	60 79	141	H	UAB	54 52
24	A	Oklahoma	41 80	50	A	Western Ky.	65 72	74	H	Middle Tenn.	63 74	142	A	Marshall	76 80
												149	H	UT Arlington	47 51
												152	H	Southern Miss.	47 41
												175	A	Louisiana Tech	66 75
												175	H	Louisiana Tech	72 82
												191	A	Fla. Atlantic	51 64
												191	H	Fla. Atlantic	57 54
												215	A	Texas St.	64 72
												217	A	North Texas	58 68
												229	A	Rice	48 49
												245	H	Texas Southern	44 59
												246	H	Houston Baptist	79 50
												294	A	FIU	63 52
												294	H	FIU	54 59
												313	H	Illinois St.	77 51
LAST 12 Division I GAMES:															
175	A	Louisiana Tech	66 75	175	H	Louisiana Tech	72 82								
294	H	FIU	54 59	191	A	Fla. Atlantic	51 64								
191	H	Fla. Atlantic	57 54	294	A	FIU	63 52								
142	A	Marshall	76 80	27	A	UTEP	55 62								
50	A	Western Ky.	65 72	74	H	Middle Tenn.	63 74								
152	H	Southern Miss.	47 41	141	H	UAB	54 52								

Non-Div I Games: Howard Payne 106 65 Tex. A&M-Kingsville 88 51

UTSA

Loss, Non-Conf, S Site, H Home A Away N Neutral

Average RPI Win:	147	WON-LOST	WINNING	LAST 10	STRENGTH OF	OPP. STRENGTH	TEAM	ADJ.	CONF.	ADJ CONF.
Average RPI Loss:	33	RECORD	PCT. RANK	GAMES	SCHEDULE	OF SCHEDULE	RPI	RPI	RPI	RPI
DIV. I ONLY	15- 11	127	3- 7	42	18	72	72	1	1	
DIV. I NON-CONF.	8- 3	77	0- 0	101	128	81	81	1	1	
TOTALS	RPI 1-25	RPI 26-50	W-L RECORDS	RPI 51-100	RPI 101-150	RPI 150+				
15- 11	0- 7	1- 1	OVERALL	4- 2	3- 1	7- 0				
11- 4	0- 2	1- 1	HOME	3- 1	2- 0	5- 0				
4- 5	0- 4	0- 0	AWAY	1- 1	1- 0	2- 0				
0- 2	0- 1	0- 0	NEUTRAL	0- 0	0- 1	0- 0				
8- 3	0- 2	0- 0	NON-CONFERENCE	1- 0	2- 1	5- 0				
7- 0	0- 0	0- 0	HOME	1- 0	2- 0	4- 0				
1- 1	0- 1	0- 0	AWAY	0- 0	0- 0	1- 0				
0- 2	0- 1	0- 0	NEUTRAL	0- 0	0- 1	0- 0				
7- 8	0- 5	1- 1	CONFERENCE	3- 2	1- 0	2- 0				
4- 4	0- 2	1- 1	HOME	2- 1	0- 0	1- 0				
3- 4	0- 3	0- 0	AWAY	1- 1	1- 0	1- 0				
0- 0	0- 0	0- 0	NEUTRAL	0- 0	0- 0	0- 0				

RPI S	Opponent	Score	RPI S	Opponent	Score	RPI S	Opponent	Score	RPI S	Opponent	Score
7	H UCLA	63 69	30	H Washington	88 83	64	A Oregon	58 69	116	N Boston College	51 76
8	A Oregon St.	53 72	40	H Southern California	59 70	64	H Oregon	65 77	119	A Arizona	60 55
8	H Oregon St.	53 62				73	H Washington St.	73 71	135	H Creighton	74 58
9	A Arizona St.	60 80				76	H South Dakota	66 59	137	H Fresno St.	78 63
10	A Stanford	52 72				82	A California	84 79	166	H George Mason	74 62
11	A BYU	59 73				82	H California	72 66	177	A Colorado	76 68
24	N Oklahoma	55 70							177	H Colorado	71 55
									182	H UC Davis	88 58
									201	A Utah St.	64 61
									281	H Lamar	71 67
									291	H CSUN	97 56
LAST 12 Division I GAMES:											
82	H California	72 66	40	H Southern California	59 70						
8	A Oregon St.	53 72	64	H Oregon	65 77						
64	A Oregon	58 69	8	H Oregon St.	53 62						
177	A Colorado	76 68	9	A Arizona St.	60 80						
177	H Colorado	71 55	119	A Arizona	60 55						
7	H UCLA	63 69	82	A California	84 79						

Non-Div I Games:

Utah

Average RPI Win:	248	WON-LOST	WINNING	LAST 10	STRENGTH OF	OPP. STRENGTH	TEAM	ADJ.	CONF.	ADJ CONF.
Average RPI Loss:	138	RECORD	PCT. RANK	GAMES	SCHEDULE	OF SCHEDULE	RPI	RPI	RPI	RPI
DIV. I ONLY	9- 13	230	5- 5	160	200	201	201	19	19	
DIV. I NON-CONF.	3- 6	234	0- 0	181	139	214	214	20	20	
TOTALS	RPI 1-25	RPI 26-50	W-L RECORDS	RPI 51-100	RPI 101-150	RPI 150+				
9- 13	0- 1	0- 2	OVERALL	0- 1	0- 2	9- 7				
4- 5	0- 0	0- 1	HOME	0- 1	0- 1	4- 2				
4- 8	0- 1	0- 1	AWAY	0- 0	0- 1	4- 5				
1- 0	0- 0	0- 0	NEUTRAL	0- 0	0- 0	1- 0				
3- 6	0- 1	0- 0	NON-CONFERENCE	0- 1	0- 0	3- 4				
1- 2	0- 0	0- 0	HOME	0- 1	0- 0	1- 1				
1- 4	0- 1	0- 0	AWAY	0- 0	0- 0	1- 3				
1- 0	0- 0	0- 0	NEUTRAL	0- 0	0- 0	1- 0				
6- 7	0- 0	0- 2	CONFERENCE	0- 0	0- 2	6- 3				
3- 3	0- 0	0- 1	HOME	0- 0	0- 1	3- 1				
3- 4	0- 0	0- 1	AWAY	0- 0	0- 1	3- 2				
0- 0	0- 0	0- 0	NEUTRAL	0- 0	0- 0	0- 0				

RPI 1-25				RPI 26-50				RPI 51-100				RPI 101+ Team's RPI: 201			
RPI	S	Opponent	Score	RPI	S	Opponent	Score	RPI	S	Opponent	Score	RPI	S	Opponent	Score
11	A	BYU	69 81	46	A	Colorado St.	64 91	72	H	Utah	61 64	148	A	Boise St.	78 84
				46	H	Colorado St.	49 69					148	H	Boise St.	58 63
												164	A	Northern Colo.	60 74
												167	H	Pacific	78 70
												170	H	Sacramento St.	86 95
												171	A	New Mexico	70 73
												171	H	New Mexico	72 56
												186	H	San Jose St.	74 86
												190	A	UNLV	38 46
												214	A	Montana	70 86
												218	A	Utah Valley	76 72
												225	A	Idaho St.	67 81
												241	H	Wyoming	84 75
												251	A	San Diego St.	55 36
												251	H	San Diego St.	72 59
												263	N	Tennessee St.	63 46
												331	A	Nevada	79 66
												343	A	Air Force	66 53
LAST 12 Division I GAMES:															
46	A	Colorado St.	64 91	190	A	UNLV	38 46								
171	A	New Mexico	70 73	46	H	Colorado St.	49 69								
241	H	Wyoming	84 75	343	A	Air Force	66 53								
148	H	Boise St.	58 63	171	H	New Mexico	72 56								
331	A	Nevada	79 66	148	A	Boise St.	78 84								
251	H	San Diego St.	72 59	251	A	San Diego St.	55 36								

Non-Div I Games: Westminster (UT) 74 67 Haskell 90 63

Utah St.

Loss, Non-Conf, S Site, H Home A Away N Neutral

Utah Valley

Through Games Of Feb. 19, 2016

Average RPI Win:	258	WON-LOST	WINNING	LAST 10	STRENGTH OF	OPP. STRENGTH	TEAM	ADJ.	CONF.	ADJ CONF.
Average RPI Loss:	160	RECORD	PCT. RANK	GAMES	SCHEDULE	OF SCHEDULE	RPI	RPI	RPI	RPI
DIV. I ONLY	11- 13	196	6- 4	200	288	218	218	25	25	
DIV. I NON-CONF.	5- 8	209	0- 1	155	296	201	201	25	25	
TOTALS	RPI 1-25	RPI 26-50	W-L RECORDS	RPI 51-100	RPI 101-150	RPI 150+				
11- 13	0- 1	0- 0	OVERALL	0- 3	2- 0	9- 9				
6- 5	0- 0	0- 0	HOME	0- 1	1- 0	5- 4				
5- 7	0- 1	0- 0	AWAY	0- 2	1- 0	4- 4				
0- 1	0- 0	0- 0	NEUTRAL	0- 0	0- 0	0- 1				
5- 8	0- 1	0- 0	NON-CONFERENCE	0- 1	2- 0	3- 6				
2- 3	0- 0	0- 0	HOME	0- 0	1- 0	1- 3				
3- 4	0- 1	0- 0	AWAY	0- 1	1- 0	2- 2				
0- 1	0- 0	0- 0	NEUTRAL	0- 0	0- 0	0- 1				
6- 5	0- 0	0- 0	CONFERENCE	0- 2	0- 0	6- 3				
4- 2	0- 0	0- 0	HOME	0- 1	0- 0	4- 1				
2- 3	0- 0	0- 0	AWAY	0- 1	0- 0	2- 2				
0- 0	0- 0	0- 0	NEUTRAL	0- 0	0- 0	0- 0				

RPI 1-25				RPI 26-50				RPI 51-100				RPI 101+ Team's RPI: 218			
RPI	S	Opponent	Score	RPI	S	Opponent	Score	RPI	S	Opponent	Score	RPI	S	Opponent	Score
11	A	BYU	62 78					64	A	Oregon	68 79	101	H	San Francisco	94 88
								96	A	New Mexico St.	68 73	148	A	Boise St.	72 70
								96	H	New Mexico St.	53 59	156	N	Alabama	60 67
												182	H	UC Davis	55 59
												184	A	Eastern Wash.	64 68
												197	A	UTRGV	48 61
												197	H	UTRGV	71 57
												199	A	Weber St.	56 61
												201	H	Utah St.	72 76
												224	H	Grand Canyon	53 61
												225	H	Idaho St.	47 56
												243	A	CSU Bakersfield	54 61
												243	H	CSU Bakersfield	72 53
												257	A	Omaha	74 59
												262	A	Seattle	61 44
												299	H	UMKC	79 71
												328	H	Southern Utah	70 58
												331	A	Nevada	73 65
												336	A	Chicago St.	69 62
												336	H	Chicago St.	74 46
LAST 12 Division I GAMES:															
336	A	Chicago St.	69 62	336	H	Chicago St.	74 46								
243	H	CSU Bakersfield	72 53	299	H	UMKC	79 71								
96	H	New Mexico St.	53 59	224	H	Grand Canyon	53 61								
197	H	UTRGV	71 57	197	A	UTRGV	48 61								
243	A	CSU Bakersfield	54 61	96	A	New Mexico St.	68 73								
262	A	Seattle	61 44	182	H	UC Davis	55 59								

Non-Div I Games: Bethesda (CA) 91 64 Dixie St. 77 63

Utah Valley

Loss, Non-Conf, S Site, H Home A Away N Neutral

Average RPI Win:	194	WON-LOST	WINNING	LAST 10	STRENGTH OF	OPP. STRENGTH	TEAM	ADJ.	CONF.	ADJ CONF.
Average RPI Loss:	118	RECORD	PCT. RANK	GAMES	SCHEDULE	OF SCHEDULE	RPI	RPI	RPI	RPI
DIV. I ONLY	18- 8	70	6- 4	153	147	97	97	7	7	
DIV. I NON-CONF.	11- 2	28	0- 0	168	292	56	56	8	8	
TOTALS	RPI 1-25	RPI 26-50	W-L RECORDS	RPI 51-100	RPI 101-150	RPI 150+				
18- 8	1- 1	1- 0	OVERALL	1- 1	1- 4	14- 2				
10- 4	0- 1	1- 0	HOME	0- 1	0- 2	9- 0				
8- 3	1- 0	0- 0	AWAY	1- 0	1- 0	5- 1				
0- 1	0- 0	0- 0	NEUTRAL	0- 0	0- 1	0- 0				
11- 2	1- 0	0- 0	NON-CONFERENCE	0- 0	1- 2	9- 0				
7- 0	0- 0	0- 0	HOME	0- 0	0- 0	7- 0				
4- 1	1- 0	0- 0	AWAY	0- 0	1- 1	2- 0				
0- 1	0- 0	0- 0	NEUTRAL	0- 0	0- 1	0- 0				
7- 6	0- 1	1- 0	CONFERENCE	1- 1	0- 2	5- 2				
3- 4	0- 1	1- 0	HOME	0- 1	0- 2	2- 0				
4- 2	0- 0	0- 0	AWAY	1- 0	0- 0	3- 2				
0- 0	0- 0	0- 0	NEUTRAL	0- 0	0- 0	0- 0				

RPI 1-25				RPI 26-50				RPI 51-100				RPI 101+			
RPI	S	Opponent	Score	RPI	S	Opponent	Score	RPI	S	Opponent	Score	RPI	S	Opponent	Score
9	A	Arizona St.	57 48	34	H	St. Bonaventure	52 47	59	H	Saint Louis	72 77	104	H	Saint Joseph's	63 66
21	H	Duquesne	67 71					60	A	Dayton	74 72	112	N	Toledo	61 80
												115	A	Iona	74 58
												126	A	IUPUI	69 70
												150	H	Davidson	50 56
												157	H	Old Dominion	74 54
												166	A	George Mason	54 70
												174	H	Fordham	61 51
												202	A	Rhode Island	49 36
												207	A	Richmond	50 62
												207	H	Richmond	53 42
												212	H	William & Mary	73 47
												219	H	Furman	67 45
												232	A	Massachusetts	74 66
												247	A	High Point	69 39
												248	A	N.C. A&T	64 49
												253	H	UNCW	58 45
												273	H	Coppin St.	73 42
												278	A	La Salle	84 76
												279	H	Campbell	57 34
												295	H	UMES	63 39
LAST 12 Division I GAMES:															
202	A	Rhode Island	49 36	207	H	Richmond	53 42								
207	A	Richmond	50 62	166	A	George Mason	54 70								
278	A	La Salle	84 76	150	H	Davidson	50 56								
34	H	St. Bonaventure	52 47	60	A	Dayton	74 72								
21	H	Duquesne	67 71	104	H	Saint Joseph's	63 66								
174	H	Fordham	61 51	59	H	Saint Louis	72 77								

Non-Div I Games:

VCU

■ Loss,
 ■ Non-Conf, S Site,
 ■ Home
 ■ Away
 N Neutral

Valparaiso

Through Games Of Feb. 19, 2016

Average RPI Win:	182	WON-LOST	WINNING	LAST 10	STRENGTH OF	OPP. STRENGTH	TEAM	ADJ.	CONF.	ADJ CONF.
Average RPI Loss:	137	RECORD	PCT. RANK	GAMES	SCHEDULE	OF SCHEDULE	RPI	RPI	RPI	RPI
DIV. I ONLY	5- 17	307	2- 8	62	155	242	242	14	14	
DIV. I NON-CONF.	1- 7	318	0- 0	42	33	249	249	16	16	
TOTALS	RPI 1-25	RPI 26-50	W-L RECORDS	RPI 51-100	RPI 101-150	RPI 150+				
5- 17	0- 3	0- 0	OVERALL	0- 3	2- 2	3- 9				
4- 8	0- 1	0- 0	HOME	0- 1	1- 2	3- 4				
1- 8	0- 2	0- 0	AWAY	0- 2	1- 0	0- 4				
0- 1	0- 0	0- 0	NEUTRAL	0- 0	0- 0	0- 1				
1- 7	0- 2	0- 0	NON-CONFERENCE	0- 1	0- 1	1- 3				
1- 3	0- 1	0- 0	HOME	0- 0	0- 1	1- 1				
0- 3	0- 1	0- 0	AWAY	0- 1	0- 0	0- 1				
0- 1	0- 0	0- 0	NEUTRAL	0- 0	0- 0	0- 1				
4- 10	0- 1	0- 0	CONFERENCE	0- 2	2- 1	2- 6				
3- 5	0- 0	0- 0	HOME	0- 1	1- 1	2- 3				
1- 5	0- 1	0- 0	AWAY	0- 1	1- 0	0- 3				
0- 0	0- 0	0- 0	NEUTRAL	0- 0	0- 0	0- 0				

RPI 1-25				RPI 26-50				RPI 51-100				RPI 101+ Team's RPI: 242			
RPI	S	Opponent	Score	RPI	S	Opponent	Score	RPI	S	Opponent	Score	RPI	S	Opponent	Score
1	H	Notre Dame	54 110					80	A	San Diego	60 76	106	H	Youngstown St.	65 60
18	A	Louisville	42 75					90	A	Wright St.	63 80	127	H	Akron	74 85
23	A	Green Bay	42 81					90	H	Wright St.	54 65	146	A	Northern Ky.	61 60
												146	H	Northern Ky.	50 68
												163	H	SIUE	69 56
												164	N	Northern Colo.	63 77
												176	A	Detroit	65 85
												176	H	Detroit	66 72
												181	A	Milwaukee	60 82
												181	H	Milwaukee	60 70
												203	A	Oakland	77 87
												203	H	Oakland	81 66
												206	A	Butler	53 72
												213	H	Ill.-Chicago	50 54
												258	H	Miami (OH)	72 75
												292	H	Cleveland St.	66 59
LAST 12 Division I GAMES:															
181	H	Milwaukee	60 70	106	H	Youngstown St.	65 60								
176	A	Detroit	65 85	292	H	Cleveland St.	66 59								
203	A	Oakland	77 87	181	A	Milwaukee	60 82								
146	H	Northern Ky.	50 68	23	A	Green Bay	42 81								
90	H	Wright St.	54 65	203	H	Oakland	81 66								
213	H	Ill.-Chicago	50 54	176	H	Detroit	66 72								

Non-Div I Games: Ind.-Northwest 79 57 Cardinal Stritch 63 62 Ind.-Kokomo 88 22

Valparaiso

Loss, Non-Conf, S Site, H Home A Away N Neutral

Vanderbilt

Through Games Of Feb. 19, 2016

Average RPI Win:	164	WON-LOST	WINNING	LAST 10	STRENGTH OF	OPP. STRENGTH	TEAM	ADJ.	CONF.	ADJ CONF.
Average RPI Loss:	48	RECORD	PCT. RANK	GAMES	SCHEDULE	OF SCHEDULE	RPI	RPI	RPI	RPI
DIV. I ONLY	15- 11	127	3- 7	53	54	75	75	2	2	
DIV. I NON-CONF.	11- 2	28	0- 0	123	225	36	36	2	2	
TOTALS	RPI 1-25	RPI 26-50	W-L RECORDS	RPI 51-100	RPI 101-150	RPI 150+				
15- 11	1- 7	1- 0	OVERALL	3- 2	2- 1	8- 1				
10- 4	0- 4	1- 0	HOME	1- 0	2- 0	6- 0				
4- 7	1- 3	0- 0	AWAY	1- 2	0- 1	2- 1				
1- 0	0- 0	0- 0	NEUTRAL	1- 0	0- 0	0- 0				
11- 2	0- 1	1- 0	NON-CONFERENCE	3- 1	1- 0	6- 0				
8- 0	0- 0	1- 0	HOME	1- 0	1- 0	5- 0				
2- 2	0- 1	0- 0	AWAY	1- 1	0- 0	1- 0				
1- 0	0- 0	0- 0	NEUTRAL	1- 0	0- 0	0- 0				
4- 9	1- 6	0- 0	CONFERENCE	0- 1	1- 1	2- 1				
2- 4	0- 4	0- 0	HOME	0- 0	1- 0	1- 0				
2- 5	1- 2	0- 0	AWAY	0- 1	0- 1	1- 1				
0- 0	0- 0	0- 0	NEUTRAL	0- 0	0- 0	0- 0				

RPI S	Opponent	Score	RPI S	Opponent	Score	RPI S	Opponent	Score	RPI S	Opponent	Score
2	H South Carolina	61 71	31	H Ohio	62 59	52	A Auburn	45 53	131	A Arkansas	56 57
14	A Kentucky	71 69				60	A Dayton	56 81	132	H LSU	58 42
14	H Kentucky	55 71				93	A Drexel	74 64	144	H ETSU	65 39
19	A Tennessee	49 58				94	H UT Martin	64 61	156	A Alabama	54 48
19	H Tennessee	51 69				96	N New Mexico St.	71 45	156	H Alabama	67 52
20	A Florida	67 79							161	A Ole Miss	52 55
23	A Green Bay	56 58							174	A Fordham	53 40
25	H Georgia	58 64							188	H Troy	97 43
									222	H Presbyterian	56 38
									271	H Austin Peay	73 56
									343	H Air Force	86 29
									348	H Mississippi Val.	89 39
LAST 12 Division I GAMES:											
20	A Florida	67 79	14	A Kentucky	71 69						
14	H Kentucky	55 71	156	H Alabama	67 52						
19	H Tennessee	51 69	19	A Tennessee	49 58						
131	A Arkansas	56 57	132	H LSU	58 42						
52	A Auburn	45 53	156	A Alabama	54 48						
25	H Georgia	58 64	2	H South Carolina	61 71						

Non-Div I Games:

Vanderbilt

■ Loss,
 ■ Non-Conf, S Site,
 ■ Home
 ■ Away
 N Neutral

Average RPI Win: 283	WON-LOST	WINNING	LAST 10	STRENGTH OF	OPP. STRENGTH	TEAM	ADJ.	CONF.	ADJ CONF.
Average RPI Loss: 184	RECORD	PCT. RANK	GAMES	SCHEDULE	OF SCHEDULE	RPI	RPI	RPI	RPI
DIV. I ONLY	7- 19	286	2- 8	267	307	290	290	15	15
DIV. I NON-CONF.	5- 8	209	0- 0	292	348	272	272	18	18
TOTALS	RPI 1-25	RPI 26-50	W-L RECORDS	RPI 51-100	RPI 101-150	RPI 150+			
7- 19	0- 0	0- 2	OVERALL	0- 2	0- 2	7- 13			
3- 8	0- 0	0- 1	HOME	0- 1	0- 1	3- 5			
4- 11	0- 0	0- 1	AWAY	0- 1	0- 1	4- 8			
0- 0	0- 0	0- 0	NEUTRAL	0- 0	0- 0	0- 0			
5- 8	0- 0	0- 0	NON-CONFERENCE	0- 0	0- 1	5- 7			
2- 3	0- 0	0- 0	HOME	0- 0	0- 1	2- 2			
3- 5	0- 0	0- 0	AWAY	0- 0	0- 0	3- 5			
0- 0	0- 0	0- 0	NEUTRAL	0- 0	0- 0	0- 0			
2- 11	0- 0	0- 2	CONFERENCE	0- 2	0- 1	2- 6			
1- 5	0- 0	0- 1	HOME	0- 1	0- 0	1- 3			
1- 6	0- 0	0- 1	AWAY	0- 1	0- 1	1- 3			
0- 0	0- 0	0- 0	NEUTRAL	0- 0	0- 0	0- 0			

RPI S	Opponent	Score	RPI S	Opponent	Score	RPI S	Opponent	Score	RPI S	Opponent	Score	Team's RPI: 290
48	A Albany (NY)	43 72	48	H Albany (NY)	40 75	78	A Maine	51 63	103	H Quinnipiac	65 77	
									139	A Stony Brook	59 73	
									162	A UMBC	48 85	
									179	A Delaware	60 71	
									203	H Oakland	68 74	
									204	A Brown	54 71	
									208	A Hartford	50 52	
									208	H Hartford	47 51	
									228	A Columbia	56 73	
									231	A Dartmouth	56 54	
									235	A Binghamton	52 66	
									235	H Binghamton	53 57	
									237	H New Hampshire	83 63	
									238	H Sacred Heart	53 51	
									240	A Bryant	52 68	
									244	A Holy Cross	63 77	
									267	H Central Conn. St.	79 63	
									318	A UMass Lowell	59 51	
									318	H UMass Lowell	66 68	
									341	H St. Francis Brooklyn	55 59	
									342	A NJIT	54 46	
									347	A Boston U.	60 45	
LAST 12 Division I GAMES:												
235	A Binghamton	52 66	237	H New Hampshire	83 63							
208	A Hartford	50 52	235	H Binghamton	53 57							
318	H UMass Lowell	66 68	318	A UMass Lowell	59 51							
48	H Albany (NY)	40 75	208	H Hartford	47 51							
78	A Maine	51 63	48	A Albany (NY)	43 72							
139	A Stony Brook	59 73	78	H Maine	41 62							

Non-Div I Games:

Vermont

■ Loss,
 ■ Non-Conf,
 S Site,
 H Home
 A Away
 N Neutral

Average RPI Win:	136	WON-LOST	WINNING	LAST 10	STRENGTH OF	OPP. STRENGTH	TEAM	ADJ.	CONF.	ADJ CONF.
Average RPI Loss:	76	RECORD	PCT. RANK	GAMES	SCHEDULE	OF SCHEDULE	RPI	RPI	RPI	RPI
DIV. I ONLY	16- 10	104	6- 4	56	48	54	54	6	6	
DIV. I NON-CONF.	7- 4	110	1- 0	38	42	42	42	6	6	
TOTALS	RPI 1-25	RPI 26-50	W-L RECORDS	RPI 51-100	RPI 101-150	RPI 150+				
16- 10	1- 1	4- 3	OVERALL	3- 3	1- 3	7- 0				
7- 3	0- 1	3- 0	HOME	1- 1	1- 1	2- 0				
7- 6	1- 0	1- 3	AWAY	1- 1	0- 2	4- 0				
2- 1	0- 0	0- 0	NEUTRAL	1- 1	0- 0	1- 0				
7- 4	0- 0	1- 2	NON-CONFERENCE	1- 2	1- 0	4- 0				
3- 0	0- 0	1- 0	HOME	0- 0	1- 0	1- 0				
2- 3	0- 0	0- 2	AWAY	0- 1	0- 0	2- 0				
2- 1	0- 0	0- 0	NEUTRAL	1- 1	0- 0	1- 0				
9- 6	1- 1	3- 1	CONFERENCE	2- 1	0- 3	3- 0				
4- 3	0- 1	2- 0	HOME	1- 1	0- 1	1- 0				
5- 3	1- 0	1- 1	AWAY	1- 0	0- 2	2- 0				
0- 0	0- 0	0- 0	NEUTRAL	0- 0	0- 0	0- 0				

RPI 1-25				RPI 26-50				RPI 51-100 Team's RPI: 54				RPI 101+			
RPI	S	Opponent	Score	RPI	S	Opponent	Score	RPI	S	Opponent	Score	RPI	S	Opponent	Score
22	A	DePaul	64 60	29	A	George Washington	70 78	53	N	St. Mary's (CA)	60 67	104	H	Saint Joseph's	55 49
22	H	DePaul	47 75	32	H	Penn	66 46	67	A	Temple	55 61	135	A	Creighton	48 53
				38	A	St. John's (NY)	71 59	87	A	Marquette	82 75	135	H	Creighton	62 65
				38	H	St. John's (NY)	58 54	87	H	Marquette	81 60	145	A	Xavier	67 74
				39	A	Seton Hall	50 60	88	H	Georgetown	51 57	170	N	Sacramento St.	78 54
				39	H	Seton Hall	55 45	93	N	Drexel	67 55	206	A	Butler	57 45
				47	A	North Carolina St.	64 70					223	A	Lehigh	65 44
												250	H	Loyola Maryland	67 55
												252	A	Providence	76 47
												252	H	Providence	67 39
												278	A	La Salle	67 56
LAST 12 Division I GAMES:															
39	A	Seton Hall	50 60	32	H	Penn	66 46								
38	A	St. John's (NY)	71 59	88	H	Georgetown	51 57								
87	H	Marquette	81 60	38	H	St. John's (NY)	58 54								
22	H	DePaul	47 75	39	H	Seton Hall	55 45								
252	A	Providence	76 47	22	A	DePaul	64 60								
135	A	Creighton	48 53	87	A	Marquette	82 75								

Non-Div I Games:

Villanova

■ Loss,
■ Non-Conf,
■ S Site,
■ H Home
■ A Away
N Neutral

RPI 1-25					
RPI	S	Opponent	Score		
1	H	Notre Dame	46	74	
5	A	Ohio St.	73	93	
13	A	Florida St.	48	70	
16	H	Syracuse	57	91	
18	A	Louisville	59	74	
18	H	Louisville	41	59	
23	N	Green Bay	68	59	
RPI 26-50					
RPI	S	Opponent	Score		
28	H	Miami (FL)	76	56	
45	A	Duke	52	67	
47	A	North Carolina St.	52	63	
RPI 51-100 Team's RPI: 91					
RPI	S	Opponent	Score		
51	N	Rutgers	48	60	
52	A	Auburn	69	52	
55	H	Iowa	73	85	
74	A	Middle Tenn.	70	66	
81	N	Tulane	62	67	
85	A	Georgia Tech	78	67	
RPI 101+					
RPI	S	Opponent	Score		
114	A	Wake Forest	52	50	
116	A	Boston College	61	50	
120	H	Pittsburgh	55	58	
121	H	Virginia Tech	46	66	
207	H	Richmond	71	51	
260	H	Bowling Green	68	39	
273	H	Coppin St.	75	40	
316	H	Charleston So.	85	65	
323	H	Longwood	81	46	
342	H	NJIT	81	54	
346	H	Norfolk St.	86	50	
LAST 12 Division I GAMES:					
18	A	Louisville	59	74	
116	A	Boston College	61	50	
16	H	Syracuse	57	91	
121	H	Virginia Tech	46	66	
45	A	Duke	52	67	
47	A	North Carolina St.	52	63	
120	H	Pittsburgh	55	58	
13	A	Florida St.	48	70	
85	A	Georgia Tech	78	67	
18	H	Louisville	41	59	
114	A	Wake Forest	52	50	
1	H	Notre Dame	46	74	

Virginia

Page 328

Average RPI Win:	201	WON-LOST	WINNING	LAST 10	STRENGTH OF	OPP. STRENGTH	TEAM	ADJ.	CONF.	ADJ CONF.
Average RPI Loss:	53	RECORD	PCT. RANK	GAMES	SCHEDULE	OF SCHEDULE	RPI	RPI	RPI	RPI
DIV. I ONLY	15- 11	127	2- 8	108	53	121	121	5	5	
DIV. I NON-CONF.	12- 1	9	0- 0	287	165	75	75	5	5	
TOTALS	RPI 1-25	RPI 26-50	W-L RECORDS	RPI 51-100	RPI 101-150	RPI 150+				
15- 11	1- 4	0- 3	OVERALL	1- 2	2- 2	11- 0				
12- 5	0- 0	0- 3	HOME	0- 1	1- 1	11- 0				
3- 6	1- 4	0- 0	AWAY	1- 1	1- 1	0- 0				
0- 0	0- 0	0- 0	NEUTRAL	0- 0	0- 0	0- 0				
12- 1	1- 0	0- 0	NON-CONFERENCE	0- 1	1- 0	10- 0				
10- 0	0- 0	0- 0	HOME	0- 0	0- 0	10- 0				
2- 1	1- 0	0- 0	AWAY	0- 1	1- 0	0- 0				
0- 0	0- 0	0- 0	NEUTRAL	0- 0	0- 0	0- 0				
3- 10	0- 4	0- 3	CONFERENCE	1- 1	1- 2	1- 0				
2- 5	0- 0	0- 3	HOME	0- 1	1- 1	1- 0				
1- 5	0- 4	0- 0	AWAY	1- 0	0- 1	0- 0				
0- 0	0- 0	0- 0	NEUTRAL	0- 0	0- 0	0- 0				

RPI 1-25				RPI 26-50				RPI 51-100				RPI 101+				Team's RPI: 121
RPI	S	Opponent	Score	RPI	S	Opponent	Score	RPI	S	Opponent	Score	RPI	S	Opponent	Score	
1	A	Notre Dame	41 80	28	H	Miami (FL)	45 57	85	H	Georgia Tech	34 51	116	H	Boston College	58 33	
13	A	Florida St.	50 68	45	H	Duke	62 66	88	A	Georgetown	56 73	117	A	North Carolina	67 71	
16	A	Syracuse	39 60	47	H	North Carolina St.	61 72	91	A	Virginia	66 46	120	H	Pittsburgh	48 59	
18	A	Louisville	45 56									125	A	Penn St.	64 59	
19	A	Tennessee	57 43									166	H	George Mason	80 63	
												200	H	Radford	47 40	
												216	H	Col. of Charleston	81 47	
												219	H	Furman	59 30	
												222	H	Presbyterian	58 44	
												227	H	Morgan St.	73 33	
												249	H	Clemson	79 49	
												252	H	Providence	62 46	
												273	H	Coppin St.	72 39	
												309	H	Wofford	73 42	
												337	H	Mt. St. Mary's	59 42	
LAST 12 Division I GAMES:																
45	H	Duke	62 66	28	H	Miami (FL)	45 57									
120	H	Pittsburgh	48 59	1	A	Notre Dame	41 80									
117	A	North Carolina	67 71	47	H	North Carolina St.	61 72									
91	A	Virginia	66 46	249	H	Clemson	79 49									
85	H	Georgia Tech	34 51	16	A	Syracuse	39 60									
13	A	Florida St.	50 68	18	A	Louisville	45 56									

Non-Div I Games:

Virginia Tech

■ Loss,
 ■ Non-Conf,
 ■ S Site,
 ■ H Home
 ■ A Away
 N Neutral

Average RPI Win: 338	WON-LOST	WINNING	LAST 10	STRENGTH OF	OPP. STRENGTH	TEAM	ADJ.	CONF.	ADJ CONF.
Average RPI Loss: 218	RECORD	PCT. RANK	GAMES	SCHEDULE	OF SCHEDULE	RPI	RPI	RPI	RPI
DIV. I ONLY	4- 21	325	2- 8	321	320	344	344	30	30
DIV. I NON-CONF.	2- 9	296	0- 0	262	107	318	318	32	32
TOTALS	RPI 1-25	RPI 26-50	W-L RECORDS	RPI 51-100	RPI 101-150	RPI 150+			
4- 21	0- 1	0- 1	OVERALL	0- 0	0- 2	4- 17			
3- 9	0- 0	0- 0	HOME	0- 0	0- 1	3- 8			
1- 12	0- 1	0- 1	AWAY	0- 0	0- 1	1- 9			
0- 0	0- 0	0- 0	NEUTRAL	0- 0	0- 0	0- 0			
2- 9	0- 1	0- 1	NON-CONFERENCE	0- 0	0- 2	2- 5			
2- 2	0- 0	0- 0	HOME	0- 0	0- 1	2- 1			
0- 7	0- 1	0- 1	AWAY	0- 0	0- 1	0- 4			
0- 0	0- 0	0- 0	NEUTRAL	0- 0	0- 0	0- 0			
2- 12	0- 0	0- 0	CONFERENCE	0- 0	0- 0	2- 12			
1- 7	0- 0	0- 0	HOME	0- 0	0- 0	1- 7			
1- 5	0- 0	0- 0	AWAY	0- 0	0- 0	1- 5			
0- 0	0- 0	0- 0	NEUTRAL	0- 0	0- 0	0- 0			

RPI 1-25				RPI 26-50				RPI 51-100				RPI 101+ Team's RPI: 344			
RPI	S	Opponent	Score	RPI	S	Opponent	Score	RPI	S	Opponent	Score	RPI	S	Opponent	Score
5	A	Ohio St.	47 106	32	A	Penn	50 78					120	A	Pittsburgh	41 67
												139	H	Stony Brook	62 73
												157	A	Old Dominion	57 71
												158	A	Yale	60 78
												161	H	Ole Miss	49 86
												196	A	Robert Morris	44 64
												228	A	Columbia	48 67
												238	A	Sacred Heart	62 73
												238	H	Sacred Heart	73 77
												240	A	Bryant	67 94
												240	H	Bryant	71 82
												264	A	Saint Francis (PA)	78 93
												264	H	Saint Francis (PA)	74 87
												267	H	Central Conn. St.	52 62
												310	H	Fairleigh Dickinson	57 73
												325	H	LIU Brooklyn	63 73
												326	H	Lafayette	69 48
												329	A	Delaware St.	44 66
												337	A	Mt. St. Mary's	55 64
												337	H	Mt. St. Mary's	50 59
												341	A	St. Francis Brooklyn	82 78
												341	H	St. Francis Brooklyn	70 53
												342	H	NJIT	76 53
LAST 12 Division I GAMES:															
264	H	Saint Francis (PA)	74 87	341	H	St. Francis Brooklyn	70 53								
240	A	Bryant	67 94	238	H	Sacred Heart	73 77								
337	H	Mt. St. Mary's	50 59	325	H	LIU Brooklyn	63 73								
310	H	Fairleigh Dickinson	57 73	267	H	Central Conn. St.	52 62								
341	A	St. Francis Brooklyn	82 78	238	A	Sacred Heart	62 73								
337	A	Mt. St. Mary's	55 64	240	H	Bryant	71 82								

Non-Div I Games:

Wagner

Wake Forest

Through Games Of Feb. 19, 2016

Average RPI Win:	174	WON-LOST	WINNING	LAST 10	STRENGTH OF	OPP. STRENGTH	TEAM	ADJ.	CONF.	ADJ CONF.
Average RPI Loss:	60	RECORD	PCT. RANK	GAMES	SCHEDULE	OF SCHEDULE	RPI	RPI	RPI	RPI
DIV. I ONLY	15- 12	142	6- 4	98	28	114	114	5	5	
DIV. I NON-CONF.	9- 4	95	0- 0	301	97	180	180	5	5	
TOTALS	RPI 1-25	RPI 26-50	W-L RECORDS	RPI 51-100	RPI 101-150	RPI 150+				
15- 12	0- 4	2- 4	OVERALL	0- 1	7- 1	6- 2				
9- 6	0- 3	2- 0	HOME	0- 1	5- 1	2- 1				
5- 5	0- 1	0- 4	AWAY	0- 0	2- 0	3- 0				
1- 1	0- 0	0- 0	NEUTRAL	0- 0	0- 0	1- 1				
9- 4	0- 0	0- 1	NON-CONFERENCE	0- 0	4- 1	5- 2				
6- 2	0- 0	0- 0	HOME	0- 0	4- 1	2- 1				
2- 1	0- 0	0- 1	AWAY	0- 0	0- 0	2- 0				
1- 1	0- 0	0- 0	NEUTRAL	0- 0	0- 0	1- 1				
6- 8	0- 4	2- 3	CONFERENCE	0- 1	3- 0	1- 0				
3- 4	0- 3	2- 0	HOME	0- 1	1- 0	0- 0				
3- 4	0- 1	0- 3	AWAY	0- 0	2- 0	1- 0				
0- 0	0- 0	0- 0	NEUTRAL	0- 0	0- 0	0- 0				

RPI S Opponent	Score	RPI S Opponent	Score	RPI S Opponent	Score	RPI S Opponent	Score	Team's RPI: 114
1 H Notre Dame	52 86	28 A Miami (FL)	60 71	91 H Virginia	50 52	102 H Belmont	64 78	
13 H Florida St.	55 96	35 A Missouri	81 94			116 A Boston College	65 59	
16 H Syracuse	65 91	45 A Duke	68 95			117 H North Carolina	75 63	
18 A Louisville	54 78	45 H Duke	64 58			120 A Pittsburgh	60 49	
		47 A North Carolina St.	47 64			132 H LSU	60 57	
		47 H North Carolina St.	63 58			144 H ETSU	69 52	
						147 H Jacksonville	57 51	
						150 H Davidson	77 58	
						151 N Hampton	42 47	
						173 H Wisconsin	51 64	
						207 H Richmond	43 33	
						249 A Clemson	55 45	
						265 A American	71 70	
						278 H La Salle	61 53	
						294 A FIU	57 53	
						296 N Coastal Caro.	81 52	
LAST 12 Division I GAMES:								
1 H Notre Dame	52 86	13 H Florida St.	55 96					
45 H Duke	64 58	116 A Boston College	65 59					
249 A Clemson	55 45	117 H North Carolina	75 63					
47 H North Carolina St.	63 58	16 H Syracuse	65 91					
120 A Pittsburgh	60 49	28 A Miami (FL)	60 71					
18 A Louisville	54 78	91 H Virginia	50 52					

Non-Div I Games:

Wake Forest

■ Loss,
 ■ Non-Conf,
 S Site,
 ■ Home
 ■ Away
 N Neutral

Washington

Through Games Of Feb. 19, 2016

Average RPI Win:	122	WON-LOST	WINNING	LAST 10	STRENGTH OF	OPP. STRENGTH	TEAM	ADJ.	CONF.	ADJ CONF.
Average RPI Loss:	26	RECORD	PCT. RANK	GAMES	SCHEDULE	OF SCHEDULE	RPI	RPI	RPI	RPI
DIV. I ONLY	18- 8	70	6- 4	21	14	30	30	1	1	
DIV. I NON-CONF.	9- 2	37	0- 0	44	115	38	38	1	1	
TOTALS	RPI 1-25	RPI 26-50	W-L RECORDS	RPI 51-100	RPI 101-150	RPI 150+				
18- 8	1- 6	2- 0	OVERALL	6- 2	4- 0	5- 0				
10- 4	1- 3	1- 0	HOME	3- 1	1- 0	4- 0				
7- 3	0- 2	1- 0	AWAY	3- 1	2- 0	1- 0				
1- 1	0- 1	0- 0	NEUTRAL	0- 0	1- 0	0- 0				
9- 2	0- 2	0- 0	NON-CONFERENCE	3- 0	2- 0	4- 0				
6- 1	0- 1	0- 0	HOME	2- 0	0- 0	4- 0				
2- 0	0- 0	0- 0	AWAY	1- 0	1- 0	0- 0				
1- 1	0- 1	0- 0	NEUTRAL	0- 0	1- 0	0- 0				
9- 6	1- 4	2- 0	CONFERENCE	3- 2	2- 0	1- 0				
4- 3	1- 2	1- 0	HOME	1- 1	1- 0	0- 0				
5- 3	0- 2	1- 0	AWAY	2- 1	1- 0	1- 0				
0- 0	0- 0	0- 0	NEUTRAL	0- 0	0- 0	0- 0				

RPI	S	Opponent	Score	RPI	S	Opponent	Score	RPI	S	Opponent	Score	RPI	S	Opponent	Score
7	A	UCLA	59 63	40	A	Southern California	61 53	57	H	Santa Clara	100 55	119	A	Arizona	74 52
7	H	UCLA	64 56	40	H	Southern California	69 60	58	H	UC Riverside	78 43	119	H	Arizona	63 47
8	H	Oregon St.	53 61					64	H	Oregon	63 75	137	A	Fresno St.	89 79
9	H	Arizona St.	61 68					72	A	Utah	83 88	138	N	Texas Tech	77 73
10	A	Stanford	53 69					73	A	Washington St.	79 64	177	A	Colorado	76 74
16	N	Syracuse	62 66					73	H	Washington St.	69 63	199	H	Weber St.	69 56
24	H	Oklahoma	68 71					76	A	South Dakota	77 64	251	H	San Diego St.	80 51
								82	A	California	75 65	262	H	Seattle	96 55
												286	H	Portland	83 65
LAST 12 Division I GAMES:															
119	A	Arizona	74 52	10	A	Stanford	53 69								
7	A	UCLA	59 63	73	H	Washington St.	69 63								
40	A	Southern California	61 53	40	H	Southern California	69 60								
64	H	Oregon	63 75	7	H	UCLA	64 56								
8	H	Oregon St.	53 61	119	H	Arizona	63 47								
82	A	California	75 65	9	H	Arizona St.	61 68								

Non-Div I Games:

Washington

■ Loss,
 ■ Non-Conf, S Site,
 ■ Home
 ■ Away
 N Neutral

Average RPI Win:	160	WON-LOST	WINNING	LAST 10	STRENGTH OF	OPP. STRENGTH	TEAM	ADJ.	CONF.	ADJ CONF.
Average RPI Loss:	31	RECORD	PCT. RANK	GAMES	SCHEDULE	OF SCHEDULE	RPI	RPI	RPI	RPI
DIV. I ONLY	12- 14	191	1- 9	19	11	73	73	1	1	
DIV. I NON-CONF.	9- 2	37	0- 0	115	91	25	25	1	1	
TOTALS	RPI 1-25	RPI 26-50	W-L RECORDS	RPI 51-100	RPI 101-150	RPI 150+				
12- 14	0- 7	1- 3	OVERALL	2- 4	3- 0	6- 0				
6- 5	0- 3	1- 1	HOME	1- 1	1- 0	3- 0				
5- 9	0- 4	0- 2	AWAY	1- 3	2- 0	2- 0				
1- 0	0- 0	0- 0	NEUTRAL	0- 0	0- 0	1- 0				
9- 2	0- 1	0- 0	NON-CONFERENCE	2- 1	2- 0	5- 0				
4- 0	0- 0	0- 0	HOME	1- 0	0- 0	3- 0				
4- 2	0- 1	0- 0	AWAY	1- 1	2- 0	1- 0				
1- 0	0- 0	0- 0	NEUTRAL	0- 0	0- 0	1- 0				
3- 12	0- 6	1- 3	CONFERENCE	0- 3	1- 0	1- 0				
2- 5	0- 3	1- 1	HOME	0- 1	1- 0	0- 0				
1- 7	0- 3	0- 2	AWAY	0- 2	0- 0	1- 0				
0- 0	0- 0	0- 0	NEUTRAL	0- 0	0- 0	0- 0				

RPI 1-25				RPI 26-50				RPI 51-100 Team's RPI: 73				RPI 101+			
RPI	S	Opponent	Score	RPI	S	Opponent	Score	RPI	S	Opponent	Score	RPI	S	Opponent	Score
7	A	UCLA	61 73	30	A	Washington	63 69	53	A	St. Mary's (CA)	71 75	119	H	Arizona	67 46
7	H	UCLA	73 75	30	H	Washington	64 79	64	H	Oregon	48 73	123	A	Hawaii	62 52
8	H	Oregon St.	45 54	40	A	Southern California	62 64	72	A	Utah	71 73	148	A	Boise St.	57 52
9	A	Arizona St.	39 61	40	H	Southern California	73 61	80	A	San Diego	78 72	151	H	Hampton	68 61
9	H	Arizona St.	45 63					82	A	California	71 74	177	A	Colorado	74 66
10	A	Stanford	52 69					99	H	Gonzaga	55 48	186	H	San Jose St.	95 80
17	A	Oklahoma St.	60 70									211	A	Kansas	66 53
												256	H	UC Santa Barbara	61 44
												331	N	Nevada	70 57
LAST 12 Division I GAMES:															
9	A	Arizona St.	39 61	82	A	California	71 74								
40	A	Southern California	62 64	30	A	Washington	63 69								
7	A	UCLA	61 73	7	H	UCLA	73 75								
8	H	Oregon St.	45 54	40	H	Southern California	73 61								
64	H	Oregon	48 73	9	H	Arizona St.	45 63								
10	A	Stanford	52 69	119	H	Arizona	67 46								

Non-Div I Games:

Washington St.

■ Loss,
■ Non-Conf,
■ S Site,
■ H Home
■ A Away
N Neutral

Average RPI Win:	257	WON-LOST	WINNING	LAST 10	STRENGTH OF	OPP. STRENGTH	TEAM	ADJ.	CONF.	ADJ CONF.
Average RPI Loss:	135	RECORD	PCT. RANK	GAMES	SCHEDULE	OF SCHEDULE	RPI	RPI	RPI	RPI
DIV. I ONLY	15- 7	76	7- 3	345	90	199	199	20	20	
DIV. I NON-CONF.	6- 3	99	0- 0	314	98	168	168	22	22	
TOTALS	RPI 1-25	RPI 26-50	W-L RECORDS	RPI 51-100	RPI 101-150	RPI 150+				
15- 7	0- 1	0- 1	OVERALL	0- 0	1- 1	14- 4				
5- 4	0- 1	0- 0	HOME	0- 0	0- 1	5- 2				
9- 3	0- 0	0- 1	AWAY	0- 0	1- 0	8- 2				
1- 0	0- 0	0- 0	NEUTRAL	0- 0	0- 0	1- 0				
6- 3	0- 1	0- 1	NON-CONFERENCE	0- 0	0- 0	6- 1				
1- 2	0- 1	0- 0	HOME	0- 0	0- 0	1- 1				
4- 1	0- 0	0- 1	AWAY	0- 0	0- 0	4- 0				
1- 0	0- 0	0- 0	NEUTRAL	0- 0	0- 0	1- 0				
9- 4	0- 0	0- 0	CONFERENCE	0- 0	1- 1	8- 3				
4- 2	0- 0	0- 0	HOME	0- 0	0- 1	4- 1				
5- 2	0- 0	0- 0	AWAY	0- 0	1- 0	4- 2				
0- 0	0- 0	0- 0	NEUTRAL	0- 0	0- 0	0- 0				

RPI 1-25				RPI 26-50				RPI 51-100				RPI 101+ Team's RPI: 199			
RPI	S	Opponent	Score	RPI	S	Opponent	Score	RPI	S	Opponent	Score	RPI	S	Opponent	Score
11	H	BYU	51 68	30	A	Washington	56 69					129	A	North Dakota	62 56
												129	H	North Dakota	78 85
												164	A	Northern Colo.	63 65
												164	H	Northern Colo.	82 79
												170	A	Sacramento St.	64 87
												170	H	Sacramento St.	77 66
												216	H	Col. of Charleston	42 50
												217	A	North Texas	45 38
												218	H	Utah Valley	61 56
												225	A	Idaho St.	61 46
												225	H	Idaho St.	57 58
												226	N	Stephen F. Austin	56 46
												277	A	Northern Ariz.	76 56
												286	A	Portland	57 55
												301	A	Denver	61 49
												320	A	Portland St.	75 58
												320	H	Portland St.	102 73
												328	A	Southern Utah	69 51
												328	H	Southern Utah	75 56
												340	A	Cal St. Fullerton	60 40
LAST 12 Division I GAMES:															
328	H	Southern Utah	75 56	277	A	Northern Ariz.	76 56								
320	A	Portland St.	75 58	225	H	Idaho St.	57 58								
170	A	Sacramento St.	64 87	170	H	Sacramento St.	77 66								
129	H	North Dakota	78 85	320	H	Portland St.	102 73								
164	H	Northern Colo.	82 79	164	A	Northern Colo.	63 65								
328	A	Southern Utah	69 51	129	A	North Dakota	62 56								

Non-Div I Games: Westminster (UT) 79 46 Bethesda (CA) 86 60

Weber St.

Loss, Non-Conf, S Site, H Home A Away N Neutral

West Virginia

Through Games Of Feb. 19, 2016

Average RPI Win:	162	WON-LOST	WINNING	LAST 10	STRENGTH OF	OPP. STRENGTH	TEAM	ADJ.	CONF.	ADJ CONF.
Average RPI Loss:	28	RECORD	PCT. RANK	GAMES	SCHEDULE	OF SCHEDULE	RPI	RPI	RPI	RPI
DIV. I ONLY	20- 7	53	6- 4	59	50	37	37	3	3	
DIV. I NON-CONF.	11- 2	28	0- 0	177	207	58	58	3	3	
TOTALS	RPI 1-25	RPI 26-50	W-L RECORDS	RPI 51-100	RPI 101-150	RPI 150+				
20- 7	1- 5	4- 1	OVERALL	3- 1	3- 0	9- 0				
11- 2	1- 2	1- 0	HOME	2- 0	1- 0	6- 0				
4- 4	0- 3	1- 0	AWAY	1- 1	1- 0	1- 0				
5- 1	0- 0	2- 1	NEUTRAL	0- 0	1- 0	2- 0				
11- 2	0- 0	2- 1	NON-CONFERENCE	1- 1	1- 0	7- 0				
6- 0	0- 0	0- 0	HOME	1- 0	0- 0	5- 0				
0- 1	0- 0	0- 0	AWAY	0- 1	0- 0	0- 0				
5- 1	0- 0	2- 1	NEUTRAL	0- 0	1- 0	2- 0				
9- 5	1- 5	2- 0	CONFERENCE	2- 0	2- 0	2- 0				
5- 2	1- 2	1- 0	HOME	1- 0	1- 0	1- 0				
4- 3	0- 3	1- 0	AWAY	1- 0	1- 0	1- 0				
0- 0	0- 0	0- 0	NEUTRAL	0- 0	0- 0	0- 0				

RPI	S	Opponent	Score	RPI	S	Opponent	Score	Team's RPI: 37	RPI	S	Opponent	Score	RPI	S	Opponent	Score
4	A	Baylor	64 69	36	N	James Madison	69 62		84	H	Elon	67 57	138	A	Texas Tech	69 42
4	H	Baylor	61 71	40	N	Southern California	67 78		92	A	TCU	97 84	138	H	Texas Tech	79 57
6	H	Texas	54 65	44	N	Indiana	75 64		99	A	Gonzaga	57 62	142	N	Marshall	66 60
17	A	Oklahoma St.	51 63	49	A	Kansas St.	72 53		100	H	Iowa St.	57 47	158	N	Yale	70 60
24	A	Oklahoma	54 57	49	H	Kansas St.	64 44						211	A	Kansas	65 45
24	H	Oklahoma	63 55										211	H	Kansas	72 35
													224	N	Grand Canyon	68 50
													273	H	Coppin St.	96 64
													300	H	Morehead St.	94 56
													310	H	Fairleigh Dickinson	91 42
													323	H	Longwood	74 43
													329	H	Delaware St.	77 34
LAST 12 Division I GAMES:																
24	H	Oklahoma	63 55	24	A	Oklahoma	54 57									
17	A	Oklahoma St.	51 63	92	A	TCU	97 84									
100	H	Iowa St.	57 47	211	H	Kansas	72 35									
49	H	Kansas St.	64 44	4	A	Baylor	64 69									
138	A	Texas Tech	69 42	138	H	Texas Tech	79 57									
4	H	Baylor	61 71	49	A	Kansas St.	72 53									

Non-Div I Games:

West Virginia

■ Loss,
■ Non-Conf,
■ S Site,
■ H Home
■ A Away
N Neutral

Average RPI Win:	297	WON-LOST	WINNING	LAST 10	STRENGTH OF	OPP. STRENGTH	TEAM	ADJ.	CONF.	ADJ CONF.
Average RPI Loss:	165	RECORD	PCT. RANK	GAMES	SCHEDULE	OF SCHEDULE	RPI	RPI	RPI	RPI
DIV. I ONLY	3- 20	336	2- 8	132	289	306	306	17	17	
DIV. I NON-CONF.	1- 10	330	0- 0	140	345	306	306	15	15	
TOTALS	RPI 1-25	RPI 26-50	W-L RECORDS	RPI 51-100	RPI 101-150	RPI 150+				
3- 20	0- 0	0- 2	OVERALL	0- 2	0- 8	3- 8				
2- 7	0- 0	0- 0	HOME	0- 1	0- 4	2- 2				
0- 13	0- 0	0- 2	AWAY	0- 1	0- 4	0- 6				
1- 0	0- 0	0- 0	NEUTRAL	0- 0	0- 0	1- 0				
1- 10	0- 0	0- 2	NON-CONFERENCE	0- 0	0- 2	1- 6				
0- 2	0- 0	0- 0	HOME	0- 0	0- 1	0- 1				
0- 8	0- 0	0- 2	AWAY	0- 0	0- 1	0- 5				
1- 0	0- 0	0- 0	NEUTRAL	0- 0	0- 0	1- 0				
2- 10	0- 0	0- 0	CONFERENCE	0- 2	0- 6	2- 2				
2- 5	0- 0	0- 0	HOME	0- 1	0- 3	2- 1				
0- 5	0- 0	0- 0	AWAY	0- 1	0- 3	0- 1				
0- 0	0- 0	0- 0	NEUTRAL	0- 0	0- 0	0- 0				

RPI S	Opponent	Score	RPI S	Opponent	Score	RPI S	Opponent	Score	RPI S	Opponent	Score	Team's RPI: 306
45	A Duke	47 84	47	A North Carolina St.	55 86	56	A Chattanooga	59 77	113	A Mercer	42 63	
						56	H Chattanooga	51 65	113	H Mercer	88 92	
									122	A Samford	52 57	
									122	H Samford	42 59	
									124	H UNC Asheville	45 67	
									144	A ETSU	62 74	
									144	H ETSU	43 45	
									150	A Davidson	51 64	
									187	A Eastern Ky.	62 91	
									210	A USC Upstate	59 68	
									219	H Furman	76 83	
									255	H Bethune-Cookman	59 66	
									279	A Campbell	66 73	
									289	H UNCG	84 72	
									293	N Florida A&M	69 53	
									297	A Kennesaw St.	53 65	
									309	A Wofford	71 72	
									309	H Wofford	74 72	
									316	A Charleston So.	59 80	
LAST 12 Division I GAMES:												
309	A Wofford	71 72	309	H Wofford	74 72							
56	H Chattanooga	51 65	219	H Furman	76 83							
144	H ETSU	43 45	144	A ETSU	62 74							
122	A Samford	52 57	56	A Chattanooga	59 77							
113	A Mercer	42 63	113	H Mercer	88 92							
289	H UNCG	84 72	122	H Samford	42 59							

Non-Div I Games: Anderson (SC) 72 55 Brevard 68 60 Warren Wilson 106 52

Western Caro.

Average RPI Win: 280		WON-LOST	WINNING	LAST 10	STRENGTH OF	OPP. STRENGTH	TEAM	ADJ.	CONF.	ADJ CONF.
Average RPI Loss: 137		RECORD	PCT. RANK	GAMES	SCHEDULE	OF SCHEDULE	RPI	RPI	RPI	RPI
DIV. I ONLY		12- 12	171	5- 5	289	230	221	221	18	18
DIV. I NON-CONF.		5- 6	180	0- 0	298	233	245	245	19	19
TOTALS		RPI 1-25	RPI 26-50	W-L RECORDS	RPI 51-100	RPI 101-150	RPI 150+			
12- 12	0- 0		0- 1	OVERALL	0- 4	0- 3	12- 4			
6- 4	0- 0		0- 0	HOME	0- 1	0- 1	6- 2			
5- 7	0- 0		0- 1	AWAY	0- 3	0- 2	5- 1			
1- 1	0- 0		0- 0	NEUTRAL	0- 0	0- 0	1- 1			
5- 6	0- 0		0- 1	NON-CONFERENCE	0- 1	0- 1	5- 3			
2- 2	0- 0		0- 0	HOME	0- 0	0- 0	2- 2			
2- 3	0- 0		0- 1	AWAY	0- 1	0- 1	2- 0			
1- 1	0- 0		0- 0	NEUTRAL	0- 0	0- 0	1- 1			
7- 6	0- 0		0- 0	CONFERENCE	0- 3	0- 2	7- 1			
4- 2	0- 0		0- 0	HOME	0- 1	0- 1	4- 0			
3- 4	0- 0		0- 0	AWAY	0- 2	0- 1	3- 1			
0- 0	0- 0		0- 0	NEUTRAL	0- 0	0- 0	0- 0			

RPI 1-25				RPI 26-50				RPI 51-100				RPI 101+				Team's RPI: 221	
RPI	S	Opponent	Score	RPI	S	Opponent	Score	RPI	S	Opponent	Score	RPI	S	Opponent	Score		
				49	A	Kansas St.	45 84					126	A	IUPUI	87 96		
								55	A	Iowa	81 96	126	H	IUPUI	60 68		
								65	A	South Dakota St.	63 85	129	A	North Dakota	67 78		
								76	A	South Dakota	50 86	155	H	Oral Roberts	72 61		
								76	H	South Dakota	77 102	163	H	SIUE	78 74		
												195	H	Southeast Mo. St.	84 89		
												213	H	Ill.-Chicago	70 78		
												255	N	Bethune-Cookman	75 59		
												257	A	Omaha	66 79		
												257	H	Omaha	74 55		
												282	N	Towson	77 83		
												301	A	Denver	80 69		
												301	H	Denver	63 60		
												308	A	North Dakota St.	94 82		
												313	A	Illinois St.	79 64		
												317	A	IPFW	78 74		
												317	H	IPFW	88 87		
												336	H	Chicago St.	88 50		
												339	A	Eastern Ill.	92 69		
LAST 12 Division I GAMES:																	
				76	A	South Dakota	50 86	65	A	South Dakota St.	63 85						
				301	A	Denver	80 69	308	A	North Dakota St.	94 82						
				126	A	IUPUI	87 96	301	H	Denver	63 60						
				317	H	IPFW	88 87	126	H	IUPUI	60 68						
				257	H	Omaha	74 55	317	A	IPFW	78 74						
				76	H	South Dakota	77 102	257	A	Omaha	66 79						

Non-Div I Games:	Ashford	86	58	Central Methodist	108	46
------------------	---------	----	----	-------------------	-----	----

Western Ill.

■ Loss, ■ Non-Conf, S Site, H Home A Away N Neutral

Average RPI Win:	182	WON-LOST	WINNING	LAST 10	STRENGTH OF	OPP. STRENGTH	TEAM	ADJ.	CONF.	ADJ CONF.
Average RPI Loss:	85	RECORD	PCT. RANK	GAMES	SCHEDULE	OF SCHEDULE	RPI	RPI	RPI	RPI
DIV. I ONLY	19- 4	25	8- 2	156	109	50	50	12	12	
DIV. I NON-CONF.	8- 2	51	0- 0	209	109	57	57	10	10	
TOTALS	RPI 1-25	RPI 26-50	W-L RECORDS	RPI 51-100	RPI 101-150	RPI 150+				
19- 4	1- 0	0- 1	OVERALL	1- 2	5- 0	12- 1				
10- 1	1- 0	0- 1	HOME	1- 0	2- 0	6- 0				
8- 3	0- 0	0- 0	AWAY	0- 2	3- 0	5- 1				
1- 0	0- 0	0- 0	NEUTRAL	0- 0	0- 0	1- 0				
8- 2	1- 0	0- 0	NON-CONFERENCE	0- 1	2- 0	5- 1				
4- 0	1- 0	0- 0	HOME	0- 0	1- 0	2- 0				
3- 2	0- 0	0- 0	AWAY	0- 1	1- 0	2- 1				
1- 0	0- 0	0- 0	NEUTRAL	0- 0	0- 0	1- 0				
11- 2	0- 0	0- 1	CONFERENCE	1- 1	3- 0	7- 0				
6- 1	0- 0	0- 1	HOME	1- 0	1- 0	4- 0				
5- 1	0- 0	0- 0	AWAY	0- 1	2- 0	3- 0				
0- 0	0- 0	0- 0	NEUTRAL	0- 0	0- 0	0- 0				

RPI 1-25				RPI 26-50				Team's RPI: 50				RPI 51-100				RPI 101+			
RPI	S	Opponent	Score	RPI	S	Opponent	Score	RPI	S	Opponent	Score	RPI	S	Opponent	Score	RPI	S	Opponent	Score
18	H	Louisville	71 69	27	H	UTEP	78 85	74	A	Middle Tenn.	75 83	102	H	Belmont	80 65				
								77	A	Ball St.	60 74	141	A	UAB	63 49				
								83	H	Charlotte	77 66	142	A	Marshall	80 76				
												142	H	Marshall	81 52				
												149	A	UT Arlington	73 64				
												157	A	Old Dominion	85 74				
												157	H	Old Dominion	68 51				
												161	A	Ole Miss	53 59				
												166	N	George Mason	84 58				
												187	H	Eastern Ky.	76 60				
												191	A	Fla. Atlantic	81 62				
												216	A	Col. of Charleston	78 44				
												217	H	North Texas	65 53				
												229	H	Rice	52 49				
												254	H	UTSA	72 65				
												271	H	Austin Peay	88 69				
												294	A	FIU	71 69				
												335	A	Lipscomb	64 56				
LAST 12 Division I GAMES:																			
157	A	Old Dominion	85 74	83	H	Charlotte	77 66												
142	A	Marshall	80 76	157	H	Old Dominion	68 51												
27	H	UTEP	78 85	217	H	North Texas	65 53												
254	H	UTSA	72 65	229	H	Rice	52 49												
74	A	Middle Tenn.	75 83	191	A	Fla. Atlantic	81 62												
141	A	UAB	63 49	294	A	FIU	71 69												

Non-Div I Games: Alas. Anchorage 62 58

Western Ky.

■ Loss,
■ Non-Conf,
■ S Site,
■ Home
■ A Away
N Neutral

Average RPI Win:	245	WON-LOST	WINNING	LAST 10	STRENGTH OF	OPP. STRENGTH	TEAM	ADJ.	CONF.	ADJ CONF.
Average RPI Loss:	72	RECORD	PCT. RANK	GAMES	SCHEDULE	OF SCHEDULE	RPI	RPI	RPI	RPI
DIV. I ONLY	13- 10	133	6- 4	150	150	118	118	11	11	
DIV. I NON-CONF.	6- 4	125	0- 0	164	184	108	108	13	13	
TOTALS	RPI 1-25	RPI 26-50	W-L RECORDS	RPI 51-100	RPI 101-150	RPI 150+				
13- 10	0- 0	0- 3	OVERALL	0- 4	2- 3	11- 0				
6- 2	0- 0	0- 0	HOME	0- 1	1- 1	5- 0				
6- 6	0- 0	0- 2	AWAY	0- 2	1- 2	5- 0				
1- 2	0- 0	0- 1	NEUTRAL	0- 1	0- 0	1- 0				
6- 4	0- 0	0- 2	NON-CONFERENCE	0- 1	0- 1	6- 0				
2- 0	0- 0	0- 0	HOME	0- 0	0- 0	2- 0				
3- 2	0- 0	0- 1	AWAY	0- 0	0- 1	3- 0				
1- 2	0- 0	0- 1	NEUTRAL	0- 1	0- 0	1- 0				
7- 6	0- 0	0- 1	CONFERENCE	0- 3	2- 2	5- 0				
4- 2	0- 0	0- 0	HOME	0- 1	1- 1	3- 0				
3- 4	0- 0	0- 1	AWAY	0- 2	1- 1	2- 0				
0- 0	0- 0	0- 0	NEUTRAL	0- 0	0- 0	0- 0				

RPI S	Opponent	Score	RPI S	Opponent	Score	RPI S	Opponent	Score	RPI S	Opponent	Score	Team's RPI: 118
26	A Michigan St.	40 78	61	N FGCU	42 60	107	A Northwestern	62 86				
31	A Ohio	63 73	68	A Central Mich.	51 53	112	A Toledo	73 80				
33	N Mississippi St.	68 90	77	H Ball St.	53 77	112	H Toledo	68 80				
			95	A Eastern Mich.	66 70	127	H Akron	69 65				
						140	A Buffalo	92 78				
						168	A Loyola Chicago	68 45				
						176	H Detroit	70 66				
						205	N Gardner-Webb	71 44				
						258	H Miami (OH)	80 66				
						260	A Bowling Green	65 49				
						260	H Bowling Green	74 45				
						304	A Bradley	72 59				
						315	A Kent St.	65 53				
						315	H Kent St.	73 52				
						317	A IPFW	70 48				
						336	H Chicago St.	65 56				
LAST 12 Division I GAMES:												
127	H Akron	69 65	77	H Ball St.	53 77							
260	A Bowling Green	65 49	140	A Buffalo	92 78							
95	A Eastern Mich.	66 70	258	H Miami (OH)	80 66							
112	H Toledo	68 80	315	H Kent St.	73 52							
315	A Kent St.	65 53	112	A Toledo	73 80							
68	A Central Mich.	51 53	260	H Bowling Green	74 45							

Non-Div I Games: Ferris St. 73 41 Wis.-Parkside 56 49

Western Mich.

Average RPI Win:	256	WON-LOST	WINNING	LAST 10	STRENGTH OF	OPP. STRENGTH	TEAM	ADJ.	CONF.	ADJ CONF.
Average RPI Loss:	163	RECORD	PCT. RANK	GAMES	SCHEDULE	OF SCHEDULE	RPI	RPI	RPI	RPI
DIV. I ONLY	7- 18	280	3- 3	230	206	288	288	21	21	
DIV. I NON-CONF.	3- 8	258	1- 0	150	219	257	257	17	17	
TOTALS	RPI 1-25	RPI 26-50	W-L RECORDS	RPI 51-100	RPI 101-150	RPI 150+				
7- 18	0- 1	0- 2	OVERALL	0- 1	1- 5	6- 9				
5- 8	0- 1	0- 1	HOME	0- 1	1- 2	4- 3				
2- 9	0- 0	0- 1	AWAY	0- 0	0- 3	2- 5				
0- 1	0- 0	0- 0	NEUTRAL	0- 0	0- 0	0- 1				
3- 8	0- 1	0- 2	NON-CONFERENCE	0- 0	0- 1	3- 4				
2- 4	0- 1	0- 1	HOME	0- 0	0- 0	2- 2				
1- 3	0- 0	0- 1	AWAY	0- 0	0- 1	1- 1				
0- 1	0- 0	0- 0	NEUTRAL	0- 0	0- 0	0- 1				
4- 10	0- 0	0- 0	CONFERENCE	0- 1	1- 4	3- 5				
3- 4	0- 0	0- 0	HOME	0- 1	1- 2	2- 1				
1- 6	0- 0	0- 0	AWAY	0- 0	0- 2	1- 4				
0- 0	0- 0	0- 0	NEUTRAL	0- 0	0- 0	0- 0				

RPI 1-25				RPI 26-50				RPI 51-100				RPI 101+ Team's RPI: 288			
RPI	S	Opponent	Score	RPI	S	Opponent	Score	RPI	S	Opponent	Score	RPI	S	Opponent	Score
19	H	Tennessee	51 58	35	H	Missouri	37 57	89	H	Missouri St.	57 77	108	A	UNI	48 69
				43	A	Arkansas St.	40 67					108	H	UNI	44 55
												109	A	Drake	59 81
												109	H	Drake	56 87
												133	H	Southern Ill.	57 48
												135	A	Creighton	54 79
												168	A	Loyola Chicago	55 60
												168	H	Loyola Chicago	65 62
												184	H	Eastern Wash.	62 67
												195	H	Southeast Mo. St.	62 66
												207	N	Richmond	50 63
												230	A	Indiana St.	33 59
												248	H	N.C. A&T	55 53
												276	A	Tennessee Tech	48 54
												287	H	Prairie View	64 36
												294	A	FIU	76 62
												304	A	Bradley	44 50
												304	H	Bradley	50 55
												313	A	Illinois St.	49 70
												330	A	Evansville	44 31
												330	H	Evansville	58 50
LAST 12 Division I GAMES:															
294	A	FIU	76 62	89	H	Missouri St.	57 77								
330	A	Evansville	44 31	330	H	Evansville	58 50								
168	H	Loyola Chicago	65 62	133	H	Southern Ill.	57 48								
304	H	Bradley	50 55	304	A	Bradley	44 50								
108	A	UNI	48 69	168	A	Loyola Chicago	55 60								
109	A	Drake	59 81	109	H	Drake	56 87								

Non-Div I Games:

Wichita St.

■ Loss,
■ Non-Conf, S Site,
■ Home
■ Away
N Neutral

William & Mary

Through Games Of Feb. 19, 2016

Average RPI Win:	243	WON-LOST	WINNING	LAST 10	STRENGTH OF	OPP. STRENGTH	TEAM	ADJ.	CONF.	ADJ CONF.
Average RPI Loss:	137	RECORD	PCT. RANK	GAMES	SCHEDULE	OF SCHEDULE	RPI	RPI	RPI	RPI
DIV. I ONLY	13- 12	165	2- 8	288	173	212	212	13	13	
DIV. I NON-CONF.	9- 2	37	0- 0	342	298	154	154	12	12	
TOTALS	RPI 1-25	RPI 26-50	W-L RECORDS	RPI 51-100	RPI 101-150	RPI 150+				
13- 12	0- 0	1- 1	OVERALL	0- 5	0- 0	12- 6				
8- 4	0- 0	1- 0	HOME	0- 2	0- 0	7- 2				
5- 8	0- 0	0- 0	AWAY	0- 0	0- 0	5- 2				
0- 0	0- 0	0- 0	NEUTRAL	0- 0	0- 0	0- 0				
9- 2	0- 0	0- 0	NON-CONFERENCE	0- 1	0- 0	9- 1				
5- 0	0- 0	0- 0	HOME	0- 0	0- 0	5- 0				
4- 2	0- 0	0- 0	AWAY	0- 1	0- 0	4- 1				
0- 0	0- 0	0- 0	NEUTRAL	0- 0	0- 0	0- 0				
4- 10	0- 0	1- 1	CONFERENCE	0- 4	0- 0	3- 5				
3- 4	0- 0	1- 0	HOME	0- 2	0- 0	2- 2				
1- 6	0- 0	0- 1	AWAY	0- 2	0- 0	1- 3				
0- 0	0- 0	0- 0	NEUTRAL	0- 0	0- 0	0- 0				

RPI S	Opponent	Score	RPI S	Opponent	Score	RPI S	Opponent	Score	RPI S	Opponent	Score	Team's RPI: 212
36	A James Madison	63 83	71	A Hofstra	45 75	157	H Old Dominion	75 64				
36	H James Madison	65 59	71	H Hofstra	53 61	160	A Northeastern	68 69				
			84	A Elon	51 73	160	H Northeastern	69 62				
			93	H Drexel	50 67	179	A Delaware	63 67				
			97	A VCU	47 73	179	H Delaware	53 69				
						192	H Grambling	74 55				
						207	A Richmond	50 56				
						216	H Col. of Charleston	51 55				
						249	A Clemson	58 41				
						250	A Loyola Maryland	62 61				
						253	A UNCW	44 59				
						253	H UNCW	77 65				
						265	H American	62 51				
						282	A Towson	73 54				
						309	H Wofford	75 55				
						329	A Delaware St.	65 59				
						337	A Mt. St. Mary's	76 74				
						346	H Norfolk St.	67 47				
LAST 12 Division I GAMES:												
36	A James Madison	63 83	216	H Col. of Charleston	51 55							
179	H Delaware	53 69	179	A Delaware	63 67							
71	H Hofstra	53 61	253	H UNCW	77 65							
253	A UNCW	44 59	71	A Hofstra	45 75							
84	A Elon	51 73	160	A Northeastern	68 69							
160	H Northeastern	69 62	93	H Drexel	50 67							

Non-Div I Games:

William & Mary

Loss, Non-Conf, S Site, H Home A Away N Neutral

Average RPI Win:	282	WON-LOST	WINNING	LAST 10	STRENGTH OF	OPP. STRENGTH	TEAM	ADJ.	CONF.	ADJ CONF.
Average RPI Loss:	175	RECORD	PCT. RANK	GAMES	SCHEDULE	OF SCHEDULE	RPI	RPI	RPI	RPI
DIV. I ONLY	4- 20	321	2- 8	165	269	312	312	28	28	
DIV. I NON-CONF.	1- 8	320	0- 0	49	46	246	246	29	29	
TOTALS	RPI 1-25	RPI 26-50	W-L RECORDS	RPI 51-100	RPI 101-150	RPI 150+				
4- 20	0- 2	0- 2	OVERALL	0- 2	0- 3	4- 11				
4- 5	0- 0	0- 0	HOME	0- 0	0- 1	4- 4				
0- 14	0- 2	0- 1	AWAY	0- 2	0- 2	0- 7				
0- 1	0- 0	0- 1	NEUTRAL	0- 0	0- 0	0- 0				
1- 8	0- 2	0- 2	NON-CONFERENCE	0- 1	0- 1	1- 2				
1- 0	0- 0	0- 0	HOME	0- 0	0- 0	1- 0				
0- 7	0- 2	0- 1	AWAY	0- 1	0- 1	0- 2				
0- 1	0- 0	0- 1	NEUTRAL	0- 0	0- 0	0- 0				
3- 12	0- 0	0- 0	CONFERENCE	0- 1	0- 2	3- 9				
3- 5	0- 0	0- 0	HOME	0- 0	0- 1	3- 4				
0- 7	0- 0	0- 0	AWAY	0- 1	0- 1	0- 5				
0- 0	0- 0	0- 0	NEUTRAL	0- 0	0- 0	0- 0				

RPI 1-25				RPI 26-50				RPI 51-100				RPI 101+ Team's RPI: 312			
RPI	S	Opponent	Score	RPI	S	Opponent	Score	RPI	S	Opponent	Score	RPI	S	Opponent	Score
2	A	South Carolina	37 86	31	N	Ohio	54 75	52	A	Auburn	33 76	124	A	UNC Asheville	55 63
24	A	Oklahoma	48 78	45	A	Duke	50 78	98	A	Liberty	61 77	124	H	UNC Asheville	59 67
												127	A	Akron	59 76
												200	A	Radford	44 66
												205	A	Gardner-Webb	52 70
												205	H	Gardner-Webb	81 62
												216	A	Col. of Charleston	63 77
												219	A	Furman	52 71
												222	H	Presbyterian	48 59
												247	H	High Point	67 74
												279	A	Campbell	56 69
												279	H	Campbell	50 49
												296	H	Coastal Caro.	52 43
												316	A	Charleston So.	51 54
												316	H	Charleston So.	50 58
												323	A	Longwood	60 67
												323	H	Longwood	60 63
												349	H	N.C. Central	62 39
LAST 12 Division I GAMES:															
279	A	Campbell	56 69	279	H	Campbell	50 49								
296	H	Coastal Caro.	52 43	247	H	High Point	67 74								
205	A	Gardner-Webb	52 70	98	A	Liberty	61 77								
124	H	UNC Asheville	59 67	222	H	Presbyterian	48 59								
316	H	Charleston So.	50 58	200	A	Radford	44 66								
323	A	Longwood	60 67	323	H	Longwood	60 63								

Non-Div I Games:

Winthrop

Average RPI Win:	137	WON-LOST	WINNING	LAST 10	STRENGTH OF	OPP. STRENGTH	TEAM	ADJ.	CONF.	ADJ CONF.
Average RPI Loss:	72	RECORD	PCT. RANK	GAMES	SCHEDULE	OF SCHEDULE	RPI	RPI	RPI	RPI
DIV. I ONLY	7- 18	280	1- 9	37	22	173	173	4	4	
DIV. I NON-CONF.	4- 6	201	0- 0	69	85	157	157	4	4	
TOTALS	RPI 1-25	RPI 26-50	W-L RECORDS	RPI 51-100	RPI 101-150	RPI 150+				
7- 18	0- 4	1- 3	OVERALL	1- 7	2- 1	3- 3				
5- 8	0- 3	1- 1	HOME	1- 2	1- 1	2- 1				
1- 10	0- 1	0- 2	AWAY	0- 5	1- 0	0- 2				
1- 0	0- 0	0- 0	NEUTRAL	0- 0	0- 0	1- 0				
4- 6	0- 2	0- 0	NON-CONFERENCE	0- 2	1- 1	3- 1				
2- 3	0- 2	0- 0	HOME	0- 0	0- 1	2- 0				
1- 3	0- 0	0- 0	AWAY	0- 2	1- 0	0- 1				
1- 0	0- 0	0- 0	NEUTRAL	0- 0	0- 0	1- 0				
3- 12	0- 2	1- 3	CONFERENCE	1- 5	1- 0	0- 2				
3- 5	0- 1	1- 1	HOME	1- 2	1- 0	0- 1				
0- 7	0- 1	0- 2	AWAY	0- 3	0- 0	0- 1				
0- 0	0- 0	0- 0	NEUTRAL	0- 0	0- 0	0- 0				

RPI 1-25				RPI 26-50				RPI 51-100				RPI 101+ Team's RPI: 173			
RPI	S	Opponent	Score	RPI	S	Opponent	Score	RPI	S	Opponent	Score	RPI	S	Opponent	Score
5	A	Ohio St.	61 87	26	A	Michigan St.	67 77	51	A	Rutgers	41 61	109	H	Drake	70 89
12	H	Maryland	65 90	26	H	Michigan St.	54 77	55	H	Iowa	54 57	114	A	Wake Forest	64 51
20	H	Florida	75 91	44	A	Indiana	57 67	60	A	Dayton	64 87	125	H	Penn St.	82 62
23	H	Green Bay	58 72	44	H	Indiana	73 69	63	H	Purdue	64 57	154	A	Illinois	65 71
								66	A	Michigan	65 82	154	H	Illinois	56 76
								69	A	Nebraska	62 75	175	H	Louisiana Tech	79 65
								79	H	Minnesota	77 84	179	N	Delaware	54 52
								87	A	Marquette	61 77	251	A	San Diego St.	57 63
												259	H	Northern Ill.	89 62
LAST 12 Division I GAMES:															
154	H	Illinois	56 76	69	A	Nebraska	62 75								
44	A	Indiana	57 67	79	H	Minnesota	77 84								
66	A	Michigan	65 82	12	H	Maryland	65 90								
63	H	Purdue	64 57	154	A	Illinois	65 71								
5	A	Ohio St.	61 87	55	H	Iowa	54 57								
26	H	Michigan St.	54 77	125	H	Penn St.	82 62								

Non-Div I Games:

Wisconsin

■ Loss,
 ■ Non-Conf,
 ■ S Site,
 ■ H Home
 ■ A Away
 N Neutral

Average RPI Win: 287	WON-LOST	WINNING	LAST 10	STRENGTH OF	OPP. STRENGTH	TEAM	ADJ.	CONF.	ADJ CONF.
Average RPI Loss: 179	RECORD	PCT. RANK	GAMES	SCHEDULE	OF SCHEDULE	RPI	RPI	RPI	RPI
DIV. I ONLY	6- 17	288	2- 7	250	302	309	309	17	17
DIV. I NON-CONF.	4- 8	234	0- 0	246	349	290	290	15	15
TOTALS	RPI 1-25	RPI 26-50	W-L RECORDS	RPI 51-100	RPI 101-150	RPI 150+			
6- 17	0- 0	0- 0	OVERALL	0- 3	0- 6	6- 8			
5- 6	0- 0	0- 0	HOME	0- 1	0- 4	5- 1			
1- 11	0- 0	0- 0	AWAY	0- 2	0- 2	1- 7			
0- 0	0- 0	0- 0	NEUTRAL	0- 0	0- 0	0- 0			
4- 8	0- 0	0- 0	NON-CONFERENCE	0- 1	0- 2	4- 5			
4- 1	0- 0	0- 0	HOME	0- 0	0- 1	4- 0			
0- 7	0- 0	0- 0	AWAY	0- 1	0- 1	0- 5			
0- 0	0- 0	0- 0	NEUTRAL	0- 0	0- 0	0- 0			
2- 9	0- 0	0- 0	CONFERENCE	0- 2	0- 4	2- 3			
1- 5	0- 0	0- 0	HOME	0- 1	0- 3	1- 1			
1- 4	0- 0	0- 0	AWAY	0- 1	0- 1	1- 2			
0- 0	0- 0	0- 0	NEUTRAL	0- 0	0- 0	0- 0			

RPI 1-25				RPI 26-50				RPI 51-100				RPI 101+				Team's RPI: 309	
RPI	S	Opponent	Score	RPI	S	Opponent	Score	RPI	S	Opponent	Score	RPI	S	Opponent	Score		
								56	A	Chattanooga	48 65	113	H	Mercer	61 70		
								56	H	Chattanooga	40 53	121	A	Virginia Tech	42 73		
								79	A	Minnesota	54 98	122	H	Samford	39 58		
												124	H	UNC Asheville	63 70		
												144	A	ETSU	69 70		
												144	H	ETSU	54 70		
												200	H	Radford	79 70		
												205	A	Gardner-Webb	61 64		
												212	A	William & Mary	55 75		
												219	A	Furman	64 70		
												219	H	Furman	61 70		
												283	H	Jacksonville St.	66 54		
												289	A	UNCG	58 56		
												296	A	Coastal Caro.	69 83		
												297	H	Kennesaw St.	70 59		
												305	A	South Carolina St.	47 60		
												306	A	Western Caro.	72 74		
												306	H	Western Caro.	72 71		
												316	A	Charleston So.	64 74		
												349	H	N.C. Central	60 37		
LAST 12 Division I GAMES:																	
				306	H	Western Caro.	72 71					306	A	Western Caro.	72 74		
				219	A	Furman	64 70					289	A	UNCG	58 56		
				56	A	Chattanooga	48 65					219	H	Furman	61 70		
				144	A	ETSU	69 70					144	H	ETSU	54 70		
				122	H	Samford	39 58					56	H	Chattanooga	40 53		
				113	H	Mercer	61 70					297	H	Kennesaw St.	70 59		

Non-Div I Games: Montreat 83 48 Bluefield Col. 69 58

Wofford

Loss, Non-Conf, S Site, H Home A Away N Neutral

Average RPI Win:	222	WON-LOST	WINNING	LAST 10	STRENGTH OF	OPP. STRENGTH	TEAM	ADJ.	CONF.	ADJ CONF.
Average RPI Loss:	70	RECORD	PCT. RANK	GAMES	SCHEDULE	OF SCHEDULE	RPI	RPI	RPI	RPI
DIV. I ONLY	18- 6	49	7- 3	191	136	90	90	14	14	
DIV. I NON-CONF.	8- 3	77	0- 0	278	82	134	134	16	16	
TOTALS	RPI 1-25	RPI 26-50	W-L RECORDS	RPI 51-100	RPI 101-150	RPI 150+				
18- 6	0- 2	1- 1	OVERALL	0- 1	2- 1	15- 1				
8- 3	0- 2	0- 0	HOME	0- 0	1- 0	7- 1				
8- 2	0- 0	0- 1	AWAY	0- 0	1- 1	7- 0				
2- 1	0- 0	1- 0	NEUTRAL	0- 1	0- 0	1- 0				
8- 3	0- 1	1- 1	NON-CONFERENCE	0- 1	0- 0	7- 0				
4- 1	0- 1	0- 0	HOME	0- 0	0- 0	4- 0				
2- 1	0- 0	0- 1	AWAY	0- 0	0- 0	2- 0				
2- 1	0- 0	1- 0	NEUTRAL	0- 1	0- 0	1- 0				
10- 3	0- 1	0- 0	CONFERENCE	0- 0	2- 1	8- 1				
4- 2	0- 1	0- 0	HOME	0- 0	1- 0	3- 1				
6- 1	0- 0	0- 0	AWAY	0- 0	1- 1	5- 0				
0- 0	0- 0	0- 0	NEUTRAL	0- 0	0- 0	0- 0				

RPI 1-25				RPI 26-50				RPI 51-100 Team's RPI: 90				RPI 101+			
RPI	S	Opponent	Score	RPI	S	Opponent	Score	RPI	S	Opponent	Score	RPI	S	Opponent	Score
23	H	Green Bay	58 63	28	A	Miami (FL)	67 80	55	N	Iowa	77 83	106	A	Youngstown St.	69 72
25	H	Georgia	57 63	29	N	George Washington	77 71					146	A	Northern Ky.	76 65
												146	H	Northern Ky.	66 61
												176	A	Detroit	89 71
												181	H	Milwaukee	60 82
												187	A	Eastern Ky.	71 69
												203	A	Oakland	77 72
												203	H	Oakland	79 63
												206	H	Butler	66 53
												213	A	Ill.-Chicago	80 72
												213	H	Ill.-Chicago	73 62
												242	A	Valparaiso	65 54
												242	H	Valparaiso	80 63
												270	N	Houston	75 61
												271	H	Austin Peay	77 56
												292	A	Cleveland St.	93 65
												314	H	Southeastern La.	106 72
												315	A	Kent St.	73 68
												335	H	Lipscomb	92 65
LAST 12 Division I GAMES:															
203	H	Oakland	79 63	23	H	Green Bay	58 63								
146	A	Northern Ky.	76 65	181	H	Milwaukee	60 82								
213	A	Ill.-Chicago	80 72	203	A	Oakland	77 72								
242	A	Valparaiso	65 54	176	A	Detroit	89 71								
292	A	Cleveland St.	93 65	146	H	Northern Ky.	66 61								
106	A	Youngstown St.	69 72	242	H	Valparaiso	80 63								

Non-Div I Games: Mt. St. Joseph 117 26 Cincinnati Christian 107 44

Wright St.

Wyoming

Through Games Of Feb. 19, 2016

Average RPI Win:	253	WON-LOST	WINNING	LAST 10	STRENGTH OF	OPP. STRENGTH	TEAM	ADJ.	CONF.	ADJ CONF.
Average RPI Loss:	160	RECORD	PCT. RANK	GAMES	SCHEDULE	OF SCHEDULE	RPI	RPI	RPI	RPI
DIV. I ONLY	11- 12	185	3- 7	284	242	241	241	19	19	
DIV. I NON-CONF.	6- 3	99	0- 0	214	289	128	128	20	20	
TOTALS	RPI 1-25	RPI 26-50	W-L RECORDS	RPI 51-100	RPI 101-150	RPI 150+				
11- 12	0- 0	0- 1	OVERALL	0- 2	1- 4	10- 5				
8- 4	0- 0	0- 0	HOME	0- 1	1- 1	7- 2				
3- 8	0- 0	0- 1	AWAY	0- 1	0- 3	3- 3				
0- 0	0- 0	0- 0	NEUTRAL	0- 0	0- 0	0- 0				
6- 3	0- 0	0- 0	NON-CONFERENCE	0- 2	0- 1	6- 0				
4- 1	0- 0	0- 0	HOME	0- 1	0- 0	4- 0				
2- 2	0- 0	0- 0	AWAY	0- 1	0- 1	2- 0				
0- 0	0- 0	0- 0	NEUTRAL	0- 0	0- 0	0- 0				
5- 9	0- 0	0- 1	CONFERENCE	0- 0	1- 3	4- 5				
4- 3	0- 0	0- 0	HOME	0- 0	1- 1	3- 2				
1- 6	0- 0	0- 1	AWAY	0- 0	0- 2	1- 3				
0- 0	0- 0	0- 0	NEUTRAL	0- 0	0- 0	0- 0				

RPI S	Opponent	Score	RPI S	Opponent	Score	RPI S	Opponent	Score	RPI S	Opponent	Score	Team's RPI: 241
46	A Colorado St.	42 63	53	H St. Mary's (CA)	64 70	136	A Idaho	57 61	137	A Fresno St.	52 64	
			99	A Gonzaga	57 61	137	H Fresno St.	42 49	148	A Boise St.	49 58	
						148	H Boise St.	82 58	159	H Montana St.	75 69	
						171	H New Mexico	66 48	177	H Colorado	77 68	
						186	H San Jose St.	66 67	190	A UNLV	37 66	
						201	A Utah St.	75 84	214	H Montana	68 61	
						251	H San Diego St.	77 84	256	H UC Santa Barbara	76 67	
						301	A Denver	75 64	331	A Nevada	65 68	
						331	H Nevada	68 53	340	A Cal St. Fullerton	61 56	
						343	A Air Force	67 45	343	H Air Force	84 56	
LAST 12 Division I GAMES:												
137	A Fresno St.	52 64	148	A Boise St.	49 58							
148	H Boise St.	82 58	331	A Nevada	65 68							
201	A Utah St.	75 84	171	H New Mexico	66 48							
343	H Air Force	84 56	186	H San Jose St.	66 67							
46	A Colorado St.	42 63	190	A UNLV	37 66							
137	H Fresno St.	42 49	343	A Air Force	67 45							

Non-Div I Games: Chadron St. 81 53

Wyoming

■ Loss,
 ■ Non-Conf,
 ■ S Site,
 ■ Home
 ■ A Away
 N Neutral

Average RPI Win:	221	WON-LOST	WINNING	LAST 10	STRENGTH OF	OPP. STRENGTH	TEAM	ADJ.	CONF.	ADJ CONF.
Average RPI Loss:	58	RECORD	PCT. RANK	GAMES	SCHEDULE	OF SCHEDULE	RPI	RPI	RPI	RPI
DIV. I ONLY	17- 9	83	4- 6	255	79	145	145	6	6	
DIV. I NON-CONF.	9- 2	37	0- 0	336	240	195	195	6	6	
TOTALS	RPI 1-25	RPI 26-50	W-L RECORDS	RPI 51-100	RPI 101-150	RPI 150+				
17- 9	0- 2	0- 3	OVERALL	3- 3	1- 1	13- 0				
15- 3	0- 1	0- 1	HOME	3- 1	1- 0	11- 0				
2- 6	0- 0	0- 0	AWAY	0- 0	0- 0	2- 0				
0- 0	0- 0	0- 0	NEUTRAL	0- 0	0- 0	0- 0				
9- 2	0- 0	0- 0	NON-CONFERENCE	0- 2	0- 0	9- 0				
9- 1	0- 0	0- 0	HOME	0- 1	0- 0	9- 0				
0- 1	0- 0	0- 0	AWAY	0- 1	0- 0	0- 0				
0- 0	0- 0	0- 0	NEUTRAL	0- 0	0- 0	0- 0				
8- 7	0- 2	0- 3	CONFERENCE	3- 1	1- 1	4- 0				
6- 2	0- 1	0- 1	HOME	3- 0	1- 0	2- 0				
2- 5	0- 1	0- 2	AWAY	0- 1	0- 1	2- 0				
0- 0	0- 0	0- 0	NEUTRAL	0- 0	0- 0	0- 0				

RPI 1-25				RPI 26-50				RPI 51-100				RPI 101+ Team's RPI: 145			
RPI	S	Opponent	Score	RPI	S	Opponent	Score	RPI	S	Opponent	Score	RPI	S	Opponent	Score
22	A	DePaul	52 82	38	A	St. John's (NY)	41 57	54	H	Villanova	74 67	135	A	Creighton	47 74
22	H	DePaul	53 70	38	H	St. John's (NY)	56 69	66	A	Michigan	54 92	135	H	Creighton	57 55
				39	A	Seton Hall	66 82	74	H	Middle Tenn.	53 62	200	H	Radford	63 56
								87	A	Marquette	69 74	206	A	Butler	73 63
								87	H	Marquette	71 66	206	H	Butler	55 47
								88	H	Georgetown	59 54	209	H	Cincinnati	65 56
												235	H	Binghamton	64 55
												252	A	Providence	62 54
												252	H	Providence	72 47
												276	H	Tennessee Tech	64 47
												295	H	UMES	61 56
												297	H	Kennesaw St.	62 59
												314	H	Southeastern La.	67 27
												327	H	Howard	70 47
												330	H	Evansville	65 57
LAST 12 Division I GAMES:															
38	H	St. John's (NY)	56 69	38	A	St. John's (NY)	41 57								
87	A	Marquette	69 74	39	A	Seton Hall	66 82								
22	A	DePaul	52 82	22	H	DePaul	53 70								
135	H	Creighton	57 55	87	H	Marquette	71 66								
252	H	Providence	72 47	252	A	Providence	62 54								
206	H	Butler	55 47	135	A	Creighton	47 74								

Non-Div I Games:

Xavier

Average RPI Win:	234	WON-LOST	WINNING	LAST 10	STRENGTH OF	OPP. STRENGTH	TEAM	ADJ.	CONF.	ADJ CONF.
Average RPI Loss:	92	RECORD	PCT. RANK	GAMES	SCHEDULE	OF SCHEDULE	RPI	RPI	RPI	RPI
DIV. I ONLY	10- 15	232	2- 8	61	174	158	158	10	10	
DIV. I NON-CONF.	8- 8	160	1- 2	95	185	140	140	11	11	
TOTALS	RPI 1-25	RPI 26-50	W-L RECORDS	RPI 51-100	RPI 101-150	RPI 150+				
10- 15	0- 0	0- 7	OVERALL	0- 2	2- 3	8- 3				
7- 4	0- 0	0- 1	HOME	0- 1	1- 1	6- 1				
1- 10	0- 0	0- 5	AWAY	0- 1	0- 2	1- 2				
2- 1	0- 0	0- 1	NEUTRAL	0- 0	1- 0	1- 0				
8- 8	0- 0	0- 4	NON-CONFERENCE	0- 2	2- 2	6- 0				
6- 1	0- 0	0- 0	HOME	0- 1	1- 0	5- 0				
0- 6	0- 0	0- 3	AWAY	0- 1	0- 2	0- 0				
2- 1	0- 0	0- 1	NEUTRAL	0- 0	1- 0	1- 0				
2- 7	0- 0	0- 3	CONFERENCE	0- 0	0- 1	2- 3				
1- 3	0- 0	0- 1	HOME	0- 0	0- 1	1- 1				
1- 4	0- 0	0- 2	AWAY	0- 0	0- 0	1- 2				
0- 0	0- 0	0- 0	NEUTRAL	0- 0	0- 0	0- 0				

RPI S	Opponent	Score	RPI S	Opponent	Score	RPI S	Opponent	Score	RPI S	Opponent	Score	Team's RPI: 158
32	A Penn	49 68	37	N West Virginia	60 70	60	A Dayton	75 81	111	H Harvard	69 72	
38	A St. John's (NY)	56 69	41	A Princeton	50 65	70	H Army West Point	61 65	115	N Iona	63 48	
41	A Princeton	81 94	44	A Indiana	60 76				116	A Boston College	60 73	
44	A Albany (NY)	70 74	48						117	A North Carolina	63 70	
									139	H Stony Brook	62 57	
									169	A Cornell	63 74	
									204	A Brown	48 39	
									204	H Brown	81 54	
									228	A Columbia	71 77	
									231	H Dartmouth	63 68	
									234	H Manhattan	62 36	
									237	H New Hampshire	63 46	
									244	H Holy Cross	69 59	
									310	N Fairleigh Dickinson	77 58	
									313	H Illinois St.	60 47	
									344	H Wagner	78 60	
LAST 12 Division I GAMES:												
41	H Princeton	81 94	32	A Penn	49 68							
111	H Harvard	69 72	204	A Brown	48 39							
231	H Dartmouth	63 68	204	H Brown	81 54							
169	A Cornell	63 74	116	A Boston College	60 73							
228	A Columbia	71 77	237	H New Hampshire	63 46							
41	A Princeton	50 65	48	A Albany (NY)	70 74							

Non-Div I Games: Albertus Magnus 67 34

Yale

Average RPI Win:	201	WON-LOST	WINNING	LAST 10	STRENGTH OF	OPP. STRENGTH	TEAM	ADJ.	CONF.	ADJ CONF.
Average RPI Loss:	144	RECORD	PCT. RANK	GAMES	SCHEDULE	OF SCHEDULE	RPI	RPI	RPI	RPI
DIV. I ONLY	14- 8	95	4- 6	141	190	106	106	14	14	
DIV. I NON-CONF.	7- 2	57	0- 0	274	228	106	106	16	16	
TOTALS	RPI 1-25	RPI 26-50	W-L RECORDS	RPI 51-100	RPI 101-150	RPI 150+				
14- 8	0- 2	0- 0	OVERALL	2- 0	0- 3	12- 3				
8- 3	0- 1	0- 0	HOME	1- 0	0- 1	7- 1				
6- 5	0- 1	0- 0	AWAY	1- 0	0- 2	5- 2				
0- 0	0- 0	0- 0	NEUTRAL	0- 0	0- 0	0- 0				
7- 2	0- 0	0- 0	NON-CONFERENCE	1- 0	0- 2	6- 0				
5- 0	0- 0	0- 0	HOME	0- 0	0- 0	5- 0				
2- 2	0- 0	0- 0	AWAY	1- 0	0- 2	1- 0				
0- 0	0- 0	0- 0	NEUTRAL	0- 0	0- 0	0- 0				
7- 6	0- 2	0- 0	CONFERENCE	1- 0	0- 1	6- 3				
3- 3	0- 1	0- 0	HOME	1- 0	0- 1	2- 1				
4- 3	0- 1	0- 0	AWAY	0- 0	0- 0	4- 2				
0- 0	0- 0	0- 0	NEUTRAL	0- 0	0- 0	0- 0				

RPI	S	Opponent	Score	RPI	S	Opponent	Score	RPI	S	Opponent	Score	RPI	S	Opponent	Score	Team's RPI: 106
23	A	Green Bay	35 69					86	A	Bucknell	55 47	125	A	Penn St.	51 68	
23	H	Green Bay	60 68					90	H	Wright St.	72 69	127	A	Akron	49 74	
												146	H	Northern Ky.	77 88	
												176	A	Detroit	72 70	
												176	H	Detroit	68 69	
												181	A	Milwaukee	70 62	
												181	H	Milwaukee	69 67	
												194	H	Canisius	53 51	
												196	H	Robert Morris	55 46	
												200	H	Radford	54 53	
												203	A	Oakland	96 77	
												203	H	Oakland	67 63	
												213	A	Ill.-Chicago	69 64	
												242	A	Valparaiso	60 65	
												263	H	Tennessee St.	69 58	
												292	A	Cleveland St.	68 75	
												307	A	Niagara	71 54	
												315	H	Kent St.	91 61	
LAST 12 Division I GAMES:																
181	A	Milwaukee	70 62	242	A	Valparaiso	60 65									
23	A	Green Bay	35 69	213	A	Ill.-Chicago	69 64									
176	H	Detroit	68 69	292	A	Cleveland St.	68 75									
203	H	Oakland	67 63	23	H	Green Bay	60 68									
146	H	Northern Ky.	77 88	181	H	Milwaukee	69 67									
90	H	Wright St.	72 69	176	A	Detroit	72 70									

Non-Div I Games: Lake Erie 89 61 Salem Int'l 80 40

Youngstown St.

Loss, Non-Conf, S Site, H Home A Away N Neutral