

Average RPI Win:	281	WON-LOST	WINNING	LAST 10	STRENGTH OF	OPP. STRENGTH	TEAM	ADJ.	CONF.	ADJ CONF.
Average RPI Loss:	194	RECORD	PCT. RANK	GAMES	SCHEDULE	OF SCHEDULE	RPI	RPI	RPI	RPI
DIV. I ONLY	7- 16	274	5- 5	284	301	312	312	27	27	
DIV. I NON-CONF.	2- 7	280	0- 0	233	306	321	321	26	26	
TOTALS	RPI 1-25	RPI 26-50	W-L RECORDS	RPI 51-100	RPI 101-150	RPI 150+				
7- 16	0- 0	0- 0	OVERALL	0- 2	0- 2	7- 12				
5- 9	0- 0	0- 0	HOME	0- 1	0- 1	5- 7				
2- 6	0- 0	0- 0	AWAY	0- 0	0- 1	2- 5				
0- 1	0- 0	0- 0	NEUTRAL	0- 1	0- 0	0- 0				
2- 7	0- 0	0- 0	NON-CONFERENCE	0- 1	0- 0	2- 6				
2- 4	0- 0	0- 0	HOME	0- 0	0- 0	2- 4				
0- 2	0- 0	0- 0	AWAY	0- 0	0- 0	0- 2				
0- 1	0- 0	0- 0	NEUTRAL	0- 1	0- 0	0- 0				
5- 9	0- 0	0- 0	CONFERENCE	0- 1	0- 2	5- 6				
3- 5	0- 0	0- 0	HOME	0- 1	0- 1	3- 3				
2- 4	0- 0	0- 0	AWAY	0- 0	0- 1	2- 3				
0- 0	0- 0	0- 0	NEUTRAL	0- 0	0- 0	0- 0				

RPI 1-25			RPI 26-50			RPI 51-100			RPI 101+			Team's RPI: 312		
RPI	S	Opponent	Score	RPI	S	Opponent	Score	RPI	S	Opponent	Score			
								63	H	Abilene Christian	65	71		
								95	N	New Mexico St.	51	70		
										109	H	Central Ark.	55	66
										127	A	Northwestern St.	43	60
										168	A	McNeese St.	51	72
										173	H	East Carolina	46	82
										175	A	Fordham	49	67
										187	H	UNLV	51	65
										195	H	UTRGV	49	46
										196	H	Cal Poly	45	56
										228	A	Stephen F. Austin	59	72
										228	H	Stephen F. Austin	66	71
										230	H	Rice	60	55
										235	H	Sam Houston St.	81	71
										244	A	Texas Southern	43	51
										246	H	Houston Baptist	59	73
										269	H	Houston	73	76
										282	A	Lamar	70	75
										315	H	Southeastern La.	69	67
										320	H	Nicholls St.	62	64
										325	A	Incarnate Word	57	56
										333	A	New Orleans	75	64
										333	H	New Orleans	73	59
LAST 12 Division I GAMES:														
				63	H	Abilene Christian	65	71		325	A	Incarnate Word	57	56
				228	A	Stephen F. Austin	59	72		333	H	New Orleans	73	59
				333	A	New Orleans	75	64		315	H	Southeastern La.	69	67
				235	H	Sam Houston St.	81	71		320	H	Nicholls St.	62	64
				246	H	Houston Baptist	59	73		127	A	Northwestern St.	43	60
				228	H	Stephen F. Austin	66	71		168	A	McNeese St.	51	72

Non-Div I Games: Western N.M. 57 42 Angelo St. 80 85

A&amp;M-Corpus Christi

Loss, Non-Conf, S Site, H Home A Away N Neutral

Average RPI Win: 223		WON-LOST	WINNING	LAST 10	STRENGTH OF	OPP. STRENGTH	TEAM	ADJ.	CONF.	ADJ CONF.
Average RPI Loss: 156		RECORD	PCT. RANK	GAMES	SCHEDULE	OF SCHEDULE	RPI	RPI	RPI	RPI
DIV. I ONLY		17- 3	15	9- 1	247	252	63	63	27	27
DIV. I NON-CONF.		5- 2	86	0- 0	91	143	35	35	26	26
TOTALS		RPI 1-25	RPI 26-50	W-L RECORDS	RPI 51-100	RPI 101-150	RPI 150+			
17- 3	0- 0		0- 1	OVERALL	1- 0	3- 1	13- 1			
6- 0	0- 0		0- 0	HOME	0- 0	1- 0	5- 0			
9- 3	0- 0		0- 1	AWAY	0- 0	2- 1	7- 1			
2- 0	0- 0		0- 0	NEUTRAL	1- 0	0- 0	1- 0			
5- 2	0- 0		0- 1	NON-CONFERENCE	1- 0	1- 1	3- 0			
1- 0	0- 0		0- 0	HOME	0- 0	0- 0	1- 0			
2- 2	0- 0		0- 1	AWAY	0- 0	1- 1	1- 0			
2- 0	0- 0		0- 0	NEUTRAL	1- 0	0- 0	1- 0			
12- 1	0- 0		0- 0	CONFERENCE	0- 0	2- 0	10- 1			
5- 0	0- 0		0- 0	HOME	0- 0	1- 0	4- 0			
7- 1	0- 0		0- 0	AWAY	0- 0	1- 0	6- 1			
0- 0	0- 0		0- 0	NEUTRAL	0- 0	0- 0	0- 0			

RPI 1-25				RPI 26-50				RPI 51-100				Team's RPI: 63				RPI 101+			
RPI	S	Opponent	Score	RPI	S	Opponent	Score	RPI	S	Opponent	Score	RPI	S	Opponent	Score	RPI	S	Opponent	Score
				49	A	Kansas St.	45 76					97	N	Eastern Mich.	83 59	109	A	Central Ark.	61 49
																127	H	Northwestern St.	67 46
																135	A	Idaho	71 59
																136	A	Texas Tech	65 71
																168	H	McNeese St.	79 62
																187	A	Eastern Wash.	72 60
																224	N	Grand Canyon	75 71
																228	A	Stephen F. Austin	85 70
																235	A	Sam Houston St.	87 76
																235	H	Sam Houston St.	67 55
																246	H	Houston Baptist	77 60
																253	H	UTSA	79 60
																282	A	Lamar	54 63
																282	H	Lamar	90 62
																312	A	A&M-Corpus Christi	71 65
																315	A	Southeastern La.	88 72
																320	A	Nicholls St.	71 68
																325	A	Incarnate Word	86 71

Non-Div I Games:	Southwest (NM)	91	39	Schreiner	79	51	Wayland Baptist	96	71	Missouri Valley	96	35
------------------	----------------	----	----	-----------	----	----	-----------------	----	----	-----------------	----	----

Abilene Christian

Loss, Non-Conf, S Site, H Home A Away N Neutral

Average RPI Win:	331	WON-LOST	WINNING	LAST 10	STRENGTH OF	OPP. STRENGTH	TEAM	ADJ.	CONF.	ADJ CONF.
Average RPI Loss:	186	RECORD	PCT. RANK	GAMES	SCHEDULE	OF SCHEDULE	RPI	RPI	RPI	RPI
DIV. I ONLY	1- 24	349	1- 9	258	218	343	343	19	19	
DIV. I NON-CONF.	0- 11	338	0- 0	227	225	340	340	20	20	
TOTALS	RPI 1-25	RPI 26-50	W-L RECORDS	RPI 51-100	RPI 101-150	RPI 150+				
1- 24	0- 0	0- 1	OVERALL	0- 4	0- 2	1- 17				
1- 9	0- 0	0- 0	HOME	0- 1	0- 0	1- 8				
0- 15	0- 0	0- 1	AWAY	0- 3	0- 2	0- 9				
0- 0	0- 0	0- 0	NEUTRAL	0- 0	0- 0	0- 0				
0- 11	0- 0	0- 0	NON-CONFERENCE	0- 4	0- 0	0- 7				
0- 3	0- 0	0- 0	HOME	0- 1	0- 0	0- 2				
0- 8	0- 0	0- 0	AWAY	0- 3	0- 0	0- 5				
0- 0	0- 0	0- 0	NEUTRAL	0- 0	0- 0	0- 0				
1- 13	0- 0	0- 1	CONFERENCE	0- 0	0- 2	1- 10				
1- 6	0- 0	0- 0	HOME	0- 0	0- 0	1- 6				
0- 7	0- 0	0- 1	AWAY	0- 0	0- 2	0- 4				
0- 0	0- 0	0- 0	NEUTRAL	0- 0	0- 0	0- 0				

RPI S	Opponent	Score	RPI S	Opponent	Score	RPI S	Opponent	Score	RPI S	Opponent	Score	Team's RPI: 343
			46 A	Colorado St.	47 71	56 A	Santa Clara	34 68	138 A	Fresno St.	46 70	
						75 A	Vanderbilt	29 86	147 A	Boise St.	48 61	
						97 H	Eastern Mich.	59 72	166 A	George Mason	52 69	
						99 A	Gonzaga	35 88	172 H	New Mexico	33 63	
									182 A	UC Davis	40 66	
									184 A	San Jose St.	60 81	
									184 H	San Jose St.	49 72	
									187 A	Eastern Wash.	44 65	
									187 A	UNLV	51 62	
									187 H	UNLV	56 60	
									203 H	Utah St.	53 66	
									224 H	Grand Canyon	39 73	
									232 A	Navy	46 64	
									241 A	Wyoming	56 84	
									241 H	Wyoming	45 67	
									251 H	San Diego St.	66 69	
									303 H	Denver	48 57	
									329 A	Southern Utah	56 75	
									331 A	Nevada	57 68	
									331 H	Nevada	59 53	
LAST 12 Division I GAMES:												
			187 A	UNLV	51 62		172 H	New Mexico	33 63			
			251 H	San Diego St.	66 69		138 A	Fresno St.	46 70			
			331 H	Nevada	59 53		46 A	Colorado St.	47 71			
			147 A	Boise St.	48 61		187 H	UNLV	56 60			
			241 A	Wyoming	56 84		203 H	Utah St.	53 66			
			184 H	San Jose St.	49 72		331 A	Nevada	57 68			

Non-Div I Games:

Air Force

■ Loss, 
■ Non-Conf, 
■ S Site, 
■ H Home 
■ A Away 
N Neutral

# Akron

A  
k  
r  
o  
n

Akron

Page 4

## Alabama

Through Games Of Feb. 18, 2016

Average RPI Win:	221	WON-LOST	WINNING	LAST 10	STRENGTH OF	OPP. STRENGTH	TEAM	ADJ.	CONF.	ADJ CONF.
Average RPI Loss:	56	RECORD	PCT. RANK	GAMES	SCHEDULE	OF SCHEDULE	RPI	RPI	RPI	RPI
DIV. I ONLY	14- 12	157	2- 8	165	75	159	159	2	2	
DIV. I NON-CONF.	11- 2	28	0- 0	323	305	132	132	2	2	
TOTALS	RPI 1-25	RPI 26-50	W-L RECORDS	RPI 51-100	RPI 101-150	RPI 150+				
14- 12	1- 4	0- 1	OVERALL	2- 6	1- 1	10- 0				
12- 3	1- 1	0- 0	HOME	1- 2	1- 0	9- 0				
0- 9	0- 3	0- 1	AWAY	0- 4	0- 1	0- 0				
2- 0	0- 0	0- 0	NEUTRAL	1- 0	0- 0	1- 0				
11- 2	0- 0	0- 0	NON-CONFERENCE	2- 2	0- 0	9- 0				
9- 0	0- 0	0- 0	HOME	1- 0	0- 0	8- 0				
0- 2	0- 0	0- 0	AWAY	0- 2	0- 0	0- 0				
2- 0	0- 0	0- 0	NEUTRAL	1- 0	0- 0	1- 0				
3- 10	1- 4	0- 1	CONFERENCE	0- 4	1- 1	1- 0				
3- 3	1- 1	0- 0	HOME	0- 2	1- 0	1- 0				
0- 7	0- 3	0- 1	AWAY	0- 2	0- 1	0- 0				
0- 0	0- 0	0- 0	NEUTRAL	0- 0	0- 0	0- 0				

RPI	S	Opponent	Score	RPI	S	Opponent	Score	RPI	S	Opponent	Score	RPI	S	Opponent	Score	Team's RPI: 159
14	A	Kentucky	48 73	35	A	Missouri	52 63	52	A	Auburn	59 72	131	A	Arkansas	67 69	
15	H	Texas A&M	56 59					52	H	Auburn	55 59	132	H	LSU	62 45	
19	A	Tennessee	42 70					73	N	Middle Tenn.	64 46	161	H	Ole Miss	48 37	
21	A	Florida	72 80					75	A	Vanderbilt	52 67	191	H	Grambling	72 57	
25	H	Georgia	64 50					75	H	Vanderbilt	48 54	216	N	Utah Valley	67 60	
								86	A	Georgia Tech	58 70	266	H	Appalachian St.	93 59	
								87	H	Georgetown	78 66	274	H	Georgia St.	72 56	
								94	A	UT Martin	65 83	321	H	North Florida	69 47	
												322	H	Alcorn	97 50	
												335	H	Lipscomb	68 49	
												345	H	Alabama A&M	96 44	
												348	H	Mississippi Val.	98 35	
LAST 12 Division I GAMES:																
131	A	Arkansas	67 69	75	A	Vanderbilt	52 67									
35	A	Missouri	52 63	21	A	Florida	72 80									
52	H	Auburn	55 59	25	H	Georgia	64 50									
161	H	Ole Miss	48 37	52	A	Auburn	59 72									
19	A	Tennessee	42 70	75	H	Vanderbilt	48 54									
15	H	Texas A&M	56 59	14	A	Kentucky	48 73									

Non-Div I Games:

Alabama

■ Loss, 
 ■ Non-Conf, 
 ■ S Site, 
 ■ H Home 
 ■ A Away 
 N Neutral

Average RPI Win:	345	WON-LOST	WINNING	LAST 10	STRENGTH OF	OPP. STRENGTH	TEAM	ADJ.	CONF.	ADJ CONF.
Average RPI Loss:	219	RECORD	PCT. RANK	GAMES	SCHEDULE	OF SCHEDULE	RPI	RPI	RPI	RPI
DIV. I ONLY	3- 18	334	3- 7	325	347	345	345	32	32	
DIV. I NON-CONF.	0- 9	338	0- 0	171	274	334	334	31	31	
TOTALS	RPI 1-25	RPI 26-50	W-L RECORDS	RPI 51-100	RPI 101-150	RPI 150+				
3- 18	0- 0	0- 0	OVERALL	0- 1	0- 3	3- 14				
2- 8	0- 0	0- 0	HOME	0- 1	0- 2	2- 5				
1- 10	0- 0	0- 0	AWAY	0- 0	0- 1	1- 9				
0- 0	0- 0	0- 0	NEUTRAL	0- 0	0- 0	0- 0				
0- 9	0- 0	0- 0	NON-CONFERENCE	0- 1	0- 3	0- 5				
0- 5	0- 0	0- 0	HOME	0- 1	0- 2	0- 2				
0- 4	0- 0	0- 0	AWAY	0- 0	0- 1	0- 3				
0- 0	0- 0	0- 0	NEUTRAL	0- 0	0- 0	0- 0				
3- 9	0- 0	0- 0	CONFERENCE	0- 0	0- 0	3- 9				
2- 3	0- 0	0- 0	HOME	0- 0	0- 0	2- 3				
1- 6	0- 0	0- 0	AWAY	0- 0	0- 0	1- 6				
0- 0	0- 0	0- 0	NEUTRAL	0- 0	0- 0	0- 0				

RPI 1-25				RPI 26-50				RPI 51-100				RPI 101+ Team's RPI: 345			
RPI	S	Opponent	Score	RPI	S	Opponent	Score	RPI	S	Opponent	Score	RPI	S	Opponent	Score
								61	H	Saint Louis	60 91	102	H	Belmont	28 78
												124	H	Samford	30 54
												144	A	Marshall	45 81
												159	A	Alabama	44 96
												161	A	Ole Miss	42 103
												180	A	Southern U.	38 77
												191	A	Grambling	56 75
												200	H	Southeast Mo. St.	58 69
												244	H	Texas Southern	38 57
												262	H	Murray St.	59 76
												280	A	Alabama St.	50 86
												280	H	Alabama St.	63 77
												287	H	Prairie View	52 67
												301	A	Morehead St.	69 112
												305	A	Jackson St.	58 59
												322	A	Alcorn	52 68
												338	A	Ark.-Pine Bluff	60 69
												338	H	Ark.-Pine Bluff	78 70
												348	A	Mississippi Val.	84 74
												348	H	Mississippi Val.	79 68
LAST 12 Division I GAMES:															
280	H	Alabama St.	63 77	322	A	Alcorn	52 68								
348	A	Mississippi Val.	84 74	280	A	Alabama St.	50 86								
338	A	Ark.-Pine Bluff	60 69	348	H	Mississippi Val.	79 68								
244	H	Texas Southern	38 57	338	H	Ark.-Pine Bluff	78 70								
287	H	Prairie View	52 67	305	A	Jackson St.	58 59								
180	A	Southern U.	38 77	191	A	Grambling	56 75								

Non-Div I Games: Tuskegee 66 55

Alabama A&amp;M

■ Loss, 
 ■ Non-Conf, 
 ■ S Site, 
 ■ H Home 
 ■ A Away 
 N Neutral

Average RPI Win:	302	WON-LOST	WINNING	LAST 10	STRENGTH OF	OPP. STRENGTH	TEAM	ADJ.	CONF.	ADJ CONF.
Average RPI Loss:	199	RECORD	PCT. RANK	GAMES	SCHEDULE	OF SCHEDULE	RPI	RPI	RPI	RPI
DIV. I ONLY	11- 9	142	10- 0	346	341	280	280	32	32	
DIV. I NON-CONF.	1- 7	318	0- 0	289	211	338	338	31	31	
TOTALS	RPI 1-25	RPI 26-50	W-L RECORDS	RPI 51-100	RPI 101-150	RPI 150+				
11- 9	0- 0	0- 0	OVERALL	0- 1	0- 1	11- 7				
5- 4	0- 0	0- 0	HOME	0- 0	0- 1	5- 3				
5- 4	0- 0	0- 0	AWAY	0- 1	0- 0	5- 3				
1- 1	0- 0	0- 0	NEUTRAL	0- 0	0- 0	1- 1				
1- 7	0- 0	0- 0	NON-CONFERENCE	0- 1	0- 1	1- 5				
0- 4	0- 0	0- 0	HOME	0- 0	0- 1	0- 3				
0- 2	0- 0	0- 0	AWAY	0- 1	0- 0	0- 1				
1- 1	0- 0	0- 0	NEUTRAL	0- 0	0- 0	1- 1				
10- 2	0- 0	0- 0	CONFERENCE	0- 0	0- 0	10- 2				
5- 0	0- 0	0- 0	HOME	0- 0	0- 0	5- 0				
5- 2	0- 0	0- 0	AWAY	0- 0	0- 0	5- 2				
0- 0	0- 0	0- 0	NEUTRAL	0- 0	0- 0	0- 0				

RPI 1-25			RPI 26-50			RPI 51-100			RPI 101+			Team's RPI: 280
RPI	S	Opponent	Score	RPI	S	Opponent	Score	RPI	S	Opponent	Score	
						86 A Georgia Tech	54 80			124 H Samford	35 54	
										153 A Southern Miss.	44 65	
										180 A Southern U.	60 59	
										185 H South Ala.	43 47	
										189 H Troy	59 73	
										191 A Grambling	69 89	
										223 N Siena	57 53	
										244 H Texas Southern	57 51	
										264 N Tennessee St.	64 74	
										287 H Prairie View	65 54	
										298 H Savannah St.	49 60	
										305 A Jackson St.	69 70	
										322 A Alcorn	52 51	
										338 A Ark.-Pine Bluff	68 53	
										338 H Ark.-Pine Bluff	72 63	
										345 A Alabama A&M	77 63	
										345 H Alabama A&M	86 50	
										348 A Mississippi Val.	79 51	
										348 H Mississippi Val.	100 50	
LAST 12 Division I GAMES:												
345	A	Alabama A&M	77 63	180	A	Southern U.	60 59					
338	A	Ark.-Pine Bluff	68 53	345	H	Alabama A&M	86 50					
348	A	Mississippi Val.	79 51	338	H	Ark.-Pine Bluff	72 63					
287	H	Prairie View	65 54	348	H	Mississippi Val.	100 50					
244	H	Texas Southern	57 51	191	A	Grambling	69 89					
322	A	Alcorn	52 51	305	A	Jackson St.	69 70					

Non-Div I Games: Mobile 71 56

Alabama St.

■ Loss, 
 ■ Non-Conf, 
 ■ S Site, 
 ■ H Home 
 ■ A Away 
 N Neutral

Average RPI Win: <b>212</b>	WON-LOST	WINNING	LAST 10	STRENGTH OF	OPP. STRENGTH	TEAM	ADJ.	CONF.	ADJ CONF.
Average RPI Loss: <b>52</b>	RECORD	PCT. RANK	GAMES	SCHEDULE	OF SCHEDULE	RPI	RPI	RPI	RPI
DIV. I ONLY	22- 4	18	9- 1	171	193	48	48	15	15
DIV. I NON-CONF.	9- 3	69	0- 0	188	133	59	59	18	18
TOTALS	RPI 1-25	RPI 26-50	W-L RECORDS	RPI 51-100	RPI 101-150	RPI 150+			
22- 4	0- 1	0- 1	OVERALL	1- 2	3- 0	18- 0			
9- 0	0- 0	0- 0	HOME	1- 0	1- 0	7- 0			
11- 4	0- 1	0- 1	AWAY	0- 2	1- 0	10- 0			
2- 0	0- 0	0- 0	NEUTRAL	0- 0	1- 0	1- 0			
9- 3	0- 1	0- 1	NON-CONFERENCE	0- 1	1- 0	8- 0			
3- 0	0- 0	0- 0	HOME	0- 0	0- 0	3- 0			
4- 3	0- 1	0- 1	AWAY	0- 1	0- 0	4- 0			
2- 0	0- 0	0- 0	NEUTRAL	0- 0	1- 0	1- 0			
13- 1	0- 0	0- 0	CONFERENCE	1- 1	2- 0	10- 0			
6- 0	0- 0	0- 0	HOME	1- 0	1- 0	4- 0			
7- 1	0- 0	0- 0	AWAY	0- 1	1- 0	6- 0			
0- 0	0- 0	0- 0	NEUTRAL	0- 0	0- 0	0- 0			

RPI 1-25				RPI 26-50				Team's RPI: 48				RPI 51-100				RPI 101+			
RPI	S	Opponent	Score	RPI	S	Opponent	Score	RPI	S	Opponent	Score	RPI	S	Opponent	Score	RPI	S	Opponent	Score
19	A	Tennessee	55 63	39	A	Southern California	67 68	70	A	Army West Point	62 65	110	N	Toledo	63 55				
								80	A	Maine	53 65	137	A	Stony Brook	62 49				
								80	H	Maine	64 59	137	H	Stony Brook	73 54				
												155	H	Yale	74 70				
												162	A	UMBC	77 42				
												162	H	UMBC	63 39				
												182	N	UC Davis	80 70				
												193	A	Fairfield	62 50				
												204	A	Rhode Island	67 58				
												208	A	Hartford	78 41				
												223	A	Siena	61 42				
												233	A	Binghamton	59 47				
												233	H	Binghamton	64 58				
												239	A	New Hampshire	78 52				
												239	H	New Hampshire	85 48				
												252	H	Providence	71 58				
												268	H	Pepperdine	64 49				
												289	A	Vermont	75 40				
												289	H	Vermont	72 43				
												318	A	UMass Lowell	85 55				
												347	A	Boston U.	83 43				
LAST 12 Division I GAMES:																			
137	A	Stony Brook	62 49	208	A	Hartford	78 41												
80	A	Maine	53 65	318	A	UMass Lowell	85 55												
239	H	New Hampshire	85 48	137	H	Stony Brook	73 54												
233	H	Binghamton	64 58	233	A	Binghamton	59 47												
289	A	Vermont	75 40	80	H	Maine	64 59												
162	H	UMBC	63 39	239	A	New Hampshire	78 52												

























































Non-Div I Games:

Albany (NY)

■ Loss, 
■ Non-Conf, S Site, 
■ Home 
■ Away 
N Neutral






Average RPI Win: <b>314</b>	WON-LOST	WINNING	LAST 10	STRENGTH OF	OPP. STRENGTH	TEAM	ADJ.	CONF.	ADJ CONF.
Average RPI Loss: <b>202</b>	RECORD	PCT. RANK	GAMES	SCHEDULE	OF SCHEDULE	RPI	RPI	RPI	RPI
DIV. I ONLY	5- 16	304	5- 5	310	342	322	322	32	32
DIV. I NON-CONF.	0- 8	338	0- 0	55	192	292	292	31	31
TOTALS	RPI 1-25	RPI 26-50	W-L RECORDS	RPI 51-100	RPI 101-150	RPI 150+			
5- 16	0- 0	0- 1	OVERALL	0- 1	0- 3	5- 11			
3- 3	0- 0	0- 0	HOME	0- 0	0- 0	3- 3			
2- 13	0- 0	0- 0	AWAY	0- 0	0- 2	2- 6			
0- 0	0- 0	0- 0	NEUTRAL	0- 0	0- 0	0- 0			
0- 8	0- 0	0- 1	NON-CONFERENCE	0- 1	0- 3	0- 3			
0- 0	0- 0	0- 0	HOME	0- 0	0- 0	0- 0			
0- 8	0- 0	0- 1	AWAY	0- 1	0- 3	0- 3			
0- 0	0- 0	0- 0	NEUTRAL	0- 0	0- 0	0- 0			
5- 8	0- 0	0- 0	CONFERENCE	0- 0	0- 0	5- 8			
3- 3	0- 0	0- 0	HOME	0- 0	0- 0	3- 3			
2- 5	0- 0	0- 0	AWAY	0- 0	0- 0	2- 5			
0- 0	0- 0	0- 0	NEUTRAL	0- 0	0- 0	0- 0			

RPI 1-25	RPI 26-50	RPI 51-100	RPI 101+	Team's RPI: 322
RPI S Opponent Score	RPI S Opponent Score	RPI S Opponent Score	RPI S Opponent Score	Score
	43  Arkansas St. 50  82	100  Iowa St. 41  91	107  Northwestern 47  91	
			109  Central Ark. 35  58	
			133  La.-Lafayette 61  73	
			159  Alabama 50  97	
			173  East Carolina 58  87	
			180  Southern U. 57  66	
			191  Grambling 70 66	
			191  Grambling 76  85	
			244  Texas Southern 39  68	
			280  Alabama St. 51  52	
			283  Jacksonville St. 65  67	
			287  Prairie View 54  58	
			305  Jackson St. 65  79	
			305  Jackson St. 66  73	
			338  Ark.-Pine Bluff 69  71	
			338  Ark.-Pine Bluff 81 53	
			345  Alabama A&M 68 52	
			348  Mississippi Val. 81 66	
			348  Mississippi Val. 75 39	
LAST 12 Division I GAMES:				
338  Ark.-Pine Bluff 81 53	345  Alabama A&M 68 52			
348  Mississippi Val. 75 39	338  Ark.-Pine Bluff 69  71			
191  Grambling 70 66	348  Mississippi Val. 81 66			
305  Jackson St. 65  79	191  Grambling 76  85			
180  Southern U. 57  66	305  Jackson St. 66  73			
280  Alabama St. 51  52	244  Texas Southern 39  68			

Non-Div I Games: Mt. Mercy 60 56 Delta St. 66 57

Alcorn

 Loss,  Non-Conf, S Site,  Home  Away N Neutral

Average RPI Win:	274	WON-LOST	WINNING	LAST 10	STRENGTH OF	OPP. STRENGTH	TEAM	ADJ.	CONF.	ADJ CONF.
Average RPI Loss:	153	RECORD	PCT. RANK	GAMES	SCHEDULE	OF SCHEDULE	RPI	RPI	RPI	RPI
DIV. I ONLY	6- 19	298	2- 8	134	276	265	265	26	26	
DIV. I NON-CONF.	2- 9	296	0- 0	23	161	199	199	28	28	
TOTALS	RPI 1-25	RPI 26-50	W-L RECORDS	RPI 51-100	RPI 101-150	RPI 150+				
6- 19	0- 0	0- 3	OVERALL	0- 6	0- 2	6- 8				
3- 7	0- 0	0- 0	HOME	0- 4	0- 1	3- 2				
3- 12	0- 0	0- 3	AWAY	0- 2	0- 1	3- 6				
0- 0	0- 0	0- 0	NEUTRAL	0- 0	0- 0	0- 0				
2- 9	0- 0	0- 3	NON-CONFERENCE	0- 2	0- 2	2- 2				
1- 3	0- 0	0- 0	HOME	0- 2	0- 1	1- 0				
1- 6	0- 0	0- 3	AWAY	0- 0	0- 1	1- 2				
0- 0	0- 0	0- 0	NEUTRAL	0- 0	0- 0	0- 0				
4- 10	0- 0	0- 0	CONFERENCE	0- 4	0- 0	4- 6				
2- 4	0- 0	0- 0	HOME	0- 2	0- 0	2- 2				
2- 6	0- 0	0- 0	AWAY	0- 2	0- 0	2- 4				
0- 0	0- 0	0- 0	NEUTRAL	0- 0	0- 0	0- 0				

RPI S	Opponent	Score	RPI S	Opponent	Score	RPI S	Opponent	Score	RPI S	Opponent	Score	Team's RPI: 265
29	A George Washington	48 78	67	H Hofstra	51 60	113	H Wake Forest	70 71				
37	A James Madison	45 74	70	A Army West Point	51 87	121	A Pittsburgh	58 76				
40	A Princeton	34 72	70	H Army West Point	42 52	162	A UMBC	46 47				
			85	A Bucknell	54 60	218	A William & Mary	51 62				
			85	H Bucknell	60 66	225	A Lehigh	59 55				
			89	H Elon	54 62	225	H Lehigh	52 61				
						229	H Manhattan	52 48				
						236	A Dartmouth	45 41				
						243	A Holy Cross	54 59				
						250	A Loyola Maryland	46 52				
						304	A Colgate	49 37				
						304	H Colgate	64 56				
						328	A Lafayette	59 63				
						328	H Lafayette	51 60				
						347	A Boston U.	59 63				
						347	H Boston U.	79 33				
LAST 12 Division I GAMES:												
328	A Lafayette	59 63	243	A Holy Cross	54 59							
70	A Army West Point	51 87	328	H Lafayette	51 60							
347	H Boston U.	79 33	70	H Army West Point	42 52							
225	H Lehigh	52 61	347	A Boston U.	59 63							
85	A Bucknell	54 60	225	A Lehigh	59 55							
304	H Colgate	64 56	85	H Bucknell	60 66							

Non-Div I Games:

American

■ Loss, 
 ■ Non-Conf, 
 ■ S Site, 
 ■ H Home 
 ■ A Away 
 N Neutral

Average RPI Win: 209		WON-LOST	WINNING	LAST 10	STRENGTH OF	OPP. STRENGTH	TEAM	ADJ.	CONF.	ADJ CONF.
Average RPI Loss: 171		RECORD	PCT. RANK	GAMES	SCHEDULE	OF SCHEDULE	RPI	RPI	RPI	RPI
DIV. I ONLY		8- 16	262	3- 7	196	204	266	266	16	16
DIV. I NON-CONF.		3- 6	234	0- 0	186	208	262	262	14	14
TOTALS	RPI 1-25	RPI 26-50		W-L RECORDS		RPI 51-100	RPI 101-150	RPI 150+		
8- 16	0- 0	0- 1		OVERALL		0- 2	2- 5	6- 8		
6- 5	0- 0	0- 0		HOME		0- 1	2- 1	4- 3		
2- 9	0- 0	0- 1		AWAY		0- 0	0- 4	2- 4		
0- 2	0- 0	0- 0		NEUTRAL		0- 1	0- 0	0- 1		
3- 6	0- 0	0- 0		NON-CONFERENCE		0- 2	1- 1	2- 3		
3- 1	0- 0	0- 0		HOME		0- 1	1- 0	2- 0		
0- 3	0- 0	0- 0		AWAY		0- 0	0- 1	0- 2		
0- 2	0- 0	0- 0		NEUTRAL		0- 1	0- 0	0- 1		
5- 10	0- 0	0- 1		CONFERENCE		0- 0	1- 4	4- 5		
3- 4	0- 0	0- 0		HOME		0- 0	1- 1	2- 3		
2- 6	0- 0	0- 1		AWAY		0- 0	0- 3	2- 2		
0- 0	0- 0	0- 0		NEUTRAL		0- 0	0- 0	0- 0		

[illegible]

Non-Div I Games:

Appalachian St.

Loss, Non-Conf, S Site, H Home A Away N Neutral

Average RPI Win:	175	WON-LOST	WINNING	LAST 10	STRENGTH OF	OPP. STRENGTH	TEAM	ADJ.	CONF.	ADJ CONF.
Average RPI Loss:	46	RECORD	PCT. RANK	GAMES	SCHEDULE	OF SCHEDULE	RPI	RPI	RPI	RPI
DIV. I ONLY	11- 15	219	1- 9	29	27	111	111	1	1	
DIV. I NON-CONF.	9- 3	69	0- 0	108	215	66	66	1	1	
-----										
TOTALS	RPI 1-25	RPI 26-50	W-L RECORDS	RPI 51-100	RPI 101-150	RPI 150+				
11- 15	0- 6	0- 2	OVERALL	2- 6	1- 0	8- 1				
8- 5	0- 3	0- 1	HOME	2- 1	0- 0	6- 0				
2- 8	0- 0	0- 0	AWAY	0- 1	1- 0	1- 0				
1- 2	0- 0	0- 0	NEUTRAL	0- 1	0- 0	1- 1				
9- 3	0- 0	0- 0	NON-CONFERENCE	1- 2	1- 0	7- 1				
6- 0	0- 0	0- 0	HOME	1- 0	0- 0	5- 0				
2- 1	0- 0	0- 0	AWAY	0- 1	1- 0	1- 0				
1- 2	0- 0	0- 0	NEUTRAL	0- 1	0- 0	1- 1				
2- 12	0- 6	0- 2	CONFERENCE	1- 4	0- 0	1- 0				
2- 5	0- 3	0- 1	HOME	1- 1	0- 0	1- 0				
0- 7	0- 3	0- 1	AWAY	0- 3	0- 0	0- 0				
0- 0	0- 0	0- 0	NEUTRAL	0- 0	0- 0	0- 0				

RPI 1-25				RPI 26-50				RPI 51-100				RPI 101+ Team's RPI: 111			
RPI	S	Opponent	Score	RPI	S	Opponent	Score	RPI	S	Opponent	Score	RPI	S	Opponent	Score
6	A	Arizona St.	49 61	30	A	Washington	47 63	57	A	Oregon	54 76	110	A	Toledo	62 59
6	H	Arizona St.	47 62	39	H	Southern California	57 67	62	N	FGCU	55 57	154	N	SMU	46 58
8	A	Stanford	58 82					72	H	Utah	55 60	166	H	George Mason	68 60
8	H	Stanford	34 59					74	A	Washington St.	46 67	167	H	Pacific	69 56
9	A	Oregon St.	43 71					76	A	California	56 75	176	H	Louisiana Tech	77 67
10	H	UCLA	39 73					76	H	California	57 52	177	H	Colorado	63 52
								81	A	San Diego	54 59	202	N	Gardner-Webb	79 60
								95	H	New Mexico St.	68 64	212	H	Kansas	67 52
												217	A	North Texas	51 44
												327	H	Howard	65 28
LAST 12 Division I GAMES:															
76	A	California	56 75	6	H	Arizona St.	47 62								
8	A	Stanford	58 82	6	A	Arizona St.	49 61								
10	H	UCLA	39 73	177	H	Colorado	63 52								
39	H	Southern California	57 67	72	H	Utah	55 60								
57	A	Oregon	54 76	30	A	Washington	47 63								
9	A	Oregon St.	43 71	74	A	Washington St.	46 67								

Non-Div I Games:

Arizona

■ Loss, 
 ■ Non-Conf, S Site, 
 ■ Home 
 ■ Away 
 N Neutral

Average RPI Win:	100	WON-LOST	WINNING	LAST 10	STRENGTH OF	OPP. STRENGTH	TEAM	ADJ.	CONF.	ADJ CONF.
Average RPI Loss:	30	RECORD	PCT. RANK	GAMES	SCHEDULE	OF SCHEDULE	RPI	RPI	RPI	RPI
DIV. I ONLY	22- 4	18	9- 1	11	4	6	6	1	1	
DIV. I NON-CONF.	9- 3	69	0- 0	26	25	29	29	1	1	
TOTALS	RPI 1-25	RPI 26-50	W-L RECORDS	RPI 51-100	RPI 101-150	RPI 150+				
22- 4	5- 3	2- 0	OVERALL	6- 1	3- 0	6- 0				
11- 2	3- 1	1- 0	HOME	3- 1	1- 0	3- 0				
10- 1	2- 1	1- 0	AWAY	3- 0	2- 0	2- 0				
1- 1	0- 1	0- 0	NEUTRAL	0- 0	0- 0	1- 0				
9- 3	2- 2	0- 0	NON-CONFERENCE	1- 1	1- 0	5- 0				
4- 2	1- 1	0- 0	HOME	1- 1	0- 0	2- 0				
4- 0	1- 0	0- 0	AWAY	0- 0	1- 0	2- 0				
1- 1	0- 1	0- 0	NEUTRAL	0- 0	0- 0	1- 0				
13- 1	3- 1	2- 0	CONFERENCE	5- 0	2- 0	1- 0				
7- 0	2- 0	1- 0	HOME	2- 0	1- 0	1- 0				
6- 1	1- 1	1- 0	AWAY	3- 0	1- 0	0- 0				
0- 0	0- 0	0- 0	NEUTRAL	0- 0	0- 0	0- 0				

RPI	S	Opponent	Score	RPI	S	Opponent	Score	RPI	S	Opponent	Score	RPI	S	Opponent	Score
2	N	South Carolina	58 60	30	A	Washington	68 61	57	A	Oregon	63 58	111	A	Arizona	62 47
8	A	Stanford	63 61	39	H	Southern California	69 68	72	H	Utah	80 60	111	H	Arizona	61 49
8	H	Stanford	49 31					74	A	Washington St.	63 45	122	A	Hawaii	75 49
9	A	Oregon St.	44 67					76	A	California	64 49	154	A	SMU	64 57
10	H	UCLA	65 61					76	H	California	57 49	177	H	Colorado	64 37
13	H	Florida St.	68 56					82	H	Marquette	90 80	208	A	Hartford	60 29
14	H	Kentucky	64 68					96	H	VCU	48 57	220	H	Columbia	70 49
17	A	Syracuse	61 54									245	N	CSU Bakersfield	60 47
												290	H	CSUN	69 46
LAST 12 Division I GAMES:															
8	A	Stanford	63 61	111	A	Arizona	62 47								
76	A	California	64 49	111	H	Arizona	61 49								
39	H	Southern California	69 68	72	H	Utah	80 60								
10	H	UCLA	65 61	177	H	Colorado	64 37								
9	A	Oregon St.	44 67	74	A	Washington St.	63 45								
57	A	Oregon	63 58	30	A	Washington	68 61								

Non-Div I Games:

Arizona St.

NEW YORK STATE				THROUGH GAMES OF FEB. 10, 1910						
Average RPI Win:	291	WON-LOST	WINNING	LAST 10	STRENGTH OF	OPP. STRENGTH	TEAM	ADJ.	CONF.	ADJ CONF.
Average RPI Loss:	201	RECORD	PCT. RANK	GAMES	SCHEDULE	OF SCHEDULE	RPI	RPI	RPI	RPI
DIV. I ONLY	4- 16	312	4- 6	314	319	338	338	32	32	
DIV. I NON-CONF.	0- 7	338	0- 0	111	16	303	303	31	31	
TOTALS	RPI 1-25	RPI 26-50	W-L RECORDS	RPI 51-100	RPI 101-150	RPI 150+				
4- 16	0- 0	0- 1	OVERALL	0- 2	0- 3	4- 10				
4- 2	0- 0	0- 0	HOME	0- 0	0- 0	4- 2				
0- 14	0- 0	0- 1	AWAY	0- 0	0- 3	0- 2				
0- 0	0- 0	0- 0	NEUTRAL	0- 0	0- 0	0- 0				
0- 7	0- 0	0- 1	NON-CONFERENCE	0- 2	0- 3	0- 1				
0- 0	0- 0	0- 0	HOME	0- 0	0- 0	0- 0				
0- 7	0- 0	0- 1	AWAY	0- 2	0- 3	0- 1				
0- 0	0- 0	0- 0	NEUTRAL	0- 0	0- 0	0- 0				
4- 9	0- 0	0- 0	CONFERENCE	0- 0	0- 0	4- 9				
4- 2	0- 0	0- 0	HOME	0- 0	0- 0	4- 2				
0- 7	0- 0	0- 0	AWAY	0- 0	0- 0	0- 7				
0- 0	0- 0	0- 0	NEUTRAL	0- 0	0- 0	0- 0				

RPI 1-25				RPI 26-50				RPI 51-100				RPI 101+				Team's RPI: 338	
RPI	S	Opponent	Score	RPI	S	Opponent	Score	RPI	S	Opponent	Score	RPI	S	Opponent	Score		
				35	A	Missouri	34 85					110	A	Toledo	47 74		
								69	A	Nebraska	46 96	136	A	Texas Tech	40 84		
								100	A	Iowa St.	41 70	140	A	UAB	32 82		
												161	A	Ole Miss	45 80		
												180	A	Southern U.	70 74		
												180	H	Southern U.	61 78		
												191	H	Grambling	83 68		
												244	A	Texas Southern	30 57		
												280	A	Alabama St.	63 72		
												280	H	Alabama St.	53 68		
												287	A	Prairie View	55 70		
												305	H	Jackson St.	71 66		
												322	A	Alcorn	53 81		
												322	H	Alcorn	71 69		
												345	A	Alabama A&M	70 78		
												345	H	Alabama A&M	69 60		
												348	A	Mississippi Val.	60 62		
LAST 12 Division I GAMES:																	
				322	A	Alcorn	53 81	244	A	Texas Southern	30 57						
				180	A	Southern U.	70 74	287	A	Prairie View	55 70						
				280	H	Alabama St.	53 68	322	H	Alcorn	71 69						
				345	H	Alabama A&M	69 60	180	H	Southern U.	61 78						
				305	H	Jackson St.	71 66	280	A	Alabama St.	63 72						
				191	H	Grambling	83 68	345	A	Alabama A&M	70 78						

[illegible]

Loss, Non-Conf, S Site, H Home A Away N Neutral

## Arkansas

Through Games Of Feb. 18, 2016

Average RPI Win: <b>166</b>	WON-LOST	WINNING	LAST 10	STRENGTH OF	OPP. STRENGTH	TEAM	ADJ.	CONF.	ADJ CONF.
Average RPI Loss: <b>62</b>	RECORD	PCT. RANK	GAMES	SCHEDULE	OF SCHEDULE	RPI	RPI	RPI	RPI
DIV. I ONLY	11- 15	219	5- 5	38	45	131	131	2	2
DIV. I NON-CONF.	5- 8	209	0- 0	191	157	252	252	2	2
TOTALS	RPI 1-25	RPI 26-50	W-L RECORDS	RPI 51-100	RPI 101-150	RPI 150+			
11- 15	2- 5	1- 3	OVERALL	1- 4	1- 1	6- 2			
10- 4	2- 1	1- 1	HOME	1- 1	0- 0	6- 1			
1- 8	0- 2	0- 2	AWAY	0- 3	1- 0	0- 1			
0- 3	0- 2	0- 0	NEUTRAL	0- 0	0- 1	0- 0			
5- 8	0- 2	0- 0	NON-CONFERENCE	0- 3	0- 1	5- 2			
5- 2	0- 0	0- 0	HOME	0- 1	0- 0	5- 1			
0- 3	0- 0	0- 0	AWAY	0- 2	0- 0	0- 1			
0- 3	0- 2	0- 0	NEUTRAL	0- 0	0- 1	0- 0			
6- 7	2- 3	1- 3	CONFERENCE	1- 1	1- 0	1- 0			
5- 2	2- 1	1- 1	HOME	1- 0	0- 0	1- 0			
1- 5	0- 2	0- 2	AWAY	0- 1	1- 0	0- 0			
0- 0	0- 0	0- 0	NEUTRAL	0- 0	0- 0	0- 0			

RPI 1-25				RPI 26-50				RPI 51-100				RPI 101+ Team's RPI: 131			
RPI	S	Opponent	Score	RPI	S	Opponent	Score	RPI	S	Opponent	Score	RPI	S	Opponent	Score
2	A	South Carolina	32 <b>85</b>	32	A	Mississippi St.	55 <b>80</b>	51	A	Rutgers	40 <b>60</b>	132	A	LSU	48 44
7	N	Texas	50 <b>61</b>	32	H	Mississippi St.	55 <b>65</b>	52	A	Auburn	60 <b>71</b>	133	N	La.-Lafayette	59 <b>67</b>
9	N	Oregon St.	47 <b>63</b>	35	A	Missouri	48 <b>69</b>	65	A	South Dakota St.	69 <b>76</b>	156	H	Oral Roberts	65 50
15	H	Texas A&M	67 61	35	H	Missouri	64 52	75	H	Vanderbilt	57 56	159	H	Alabama	69 67
19	A	Tennessee	57 <b>75</b>					88	H	Missouri St.	54 <b>69</b>	190	H	Tulsa	67 <b>74</b>
19	H	Tennessee	64 59									198	A	Butler	57 <b>63</b>
21	H	Florida	66 <b>71</b>									235	H	Sam Houston St.	67 47
												315	H	Southeastern La.	97 53
												333	H	New Orleans	73 41
												348	H	Mississippi Val.	86 46
LAST 12 Division I GAMES:															
159	H	Alabama	69 67	52	A	Auburn	60 <b>71</b>								
35	A	Missouri	48 <b>69</b>	132	A	LSU	48 44								
75	H	Vanderbilt	57 56	35	H	Missouri	64 52								
19	A	Tennessee	57 <b>75</b>	19	H	Tennessee	64 59								
32	H	Mississippi St.	55 <b>65</b>	32	A	Mississippi St.	55 <b>80</b>								
21	H	Florida	66 <b>71</b>	15	H	Texas A&M	67 61								

Non-Div I Games:

Arkansas

■ Loss, 
■ Non-Conf, S Site, 
■ Home 
■ Away 
N Neutral

Average RPI Win:	213	WON-LOST	WINNING	LAST 10	STRENGTH OF	OPP. STRENGTH	TEAM	ADJ.	CONF.	ADJ CONF.
Average RPI Loss:	49	RECORD	PCT. RANK	GAMES	SCHEDULE	OF SCHEDULE	RPI	RPI	RPI	RPI
DIV. I ONLY	21- 3	13	10- 0	167	206	43	43	16	16	
DIV. I NON-CONF.	6- 3	99	0- 0	110	197	57	57	14	14	
TOTALS	RPI 1-25	RPI 26-50	W-L RECORDS	RPI 51-100	RPI 101-150	RPI 150+				
21- 3	0- 1	0- 0	OVERALL	2- 2	4- 0	15- 0				
11- 0	0- 0	0- 0	HOME	0- 0	2- 0	9- 0				
10- 3	0- 1	0- 0	AWAY	2- 2	2- 0	6- 0				
0- 0	0- 0	0- 0	NEUTRAL	0- 0	0- 0	0- 0				
6- 3	0- 1	0- 0	NON-CONFERENCE	2- 2	0- 0	4- 0				
3- 0	0- 0	0- 0	HOME	0- 0	0- 0	3- 0				
3- 3	0- 1	0- 0	AWAY	2- 2	0- 0	1- 0				
0- 0	0- 0	0- 0	NEUTRAL	0- 0	0- 0	0- 0				
15- 0	0- 0	0- 0	CONFERENCE	0- 0	4- 0	11- 0				
8- 0	0- 0	0- 0	HOME	0- 0	2- 0	6- 0				
7- 0	0- 0	0- 0	AWAY	0- 0	2- 0	5- 0				
0- 0	0- 0	0- 0	NEUTRAL	0- 0	0- 0	0- 0				

RPI 1-25				RPI 26-50				Team's RPI: 43				RPI 51-100				RPI 101+			
RPI	S	Opponent	Score	RPI	S	Opponent	Score	RPI	S	Opponent	Score	RPI	S	Opponent	Score	RPI	S	Opponent	Score
21	A	Florida	72 76									58	A	Chattanooga	54 55	130	H	Little Rock	66 53
												62	A	FGCU	62 48	133	A	La.-Lafayette	74 62
												69	A	Nebraska	71 79	133	H	La.-Lafayette	83 56
												94	A	UT Martin	76 74	149	A	UT Arlington	78 71
																185	A	South Ala.	66 53
																185	H	South Ala.	58 51
																189	A	Troy	101 81
																189	H	Troy	94 80
																214	A	Texas St.	74 59
																266	H	Appalachian St.	83 60
																270	H	Austin Peay	66 55
																274	H	Georgia St.	75 54
																275	A	Ga. Southern	79 52
																275	H	Ga. Southern	77 54
																276	A	Tennessee Tech	77 55
																284	A	La.-Monroe	78 64
																284	H	La.-Monroe	66 43
																293	H	Wichita St.	67 40
																322	H	Alcorn	82 50
LAST 12 Division I GAMES:																			
275	A	Ga. Southern	79 52	274	H	Georgia St.	75 54												
284	A	La.-Monroe	78 64	214	A	Texas St.	74 59												
133	A	La.-Lafayette	74 62	149	A	UT Arlington	78 71												
189	H	Troy	94 80	130	H	Little Rock	66 53												
185	H	South Ala.	58 51	266	H	Appalachian St.	83 60												
275	H	Ga. Southern	77 54	133	H	La.-Lafayette	83 56												

Non-Div I Games:

Arkansas St.



Average RPI Win:	244	WON-LOST	WINNING	LAST 10	STRENGTH OF	OPP. STRENGTH	TEAM	ADJ.	CONF.	ADJ CONF.
Average RPI Loss:	65	RECORD	PCT. RANK	GAMES	SCHEDULE	OF SCHEDULE	RPI	RPI	RPI	RPI
DIV. I ONLY	21- 2	7	10- 0	296	259	70	70	26	26	
DIV. I NON-CONF.	8- 1	23	0- 0	274	236	76	76	28	28	
TOTALS	RPI 1-25	RPI 26-50	W-L RECORDS	RPI 51-100	RPI 101-150	RPI 150+				
21- 2	0- 0	1- 1	OVERALL	1- 1	1- 0	18- 0				
12- 0	0- 0	1- 0	HOME	1- 0	1- 0	9- 0				
8- 2	0- 0	0- 1	AWAY	0- 1	0- 0	8- 0				
1- 0	0- 0	0- 0	NEUTRAL	0- 0	0- 0	1- 0				
8- 1	0- 0	1- 1	NON-CONFERENCE	0- 0	1- 0	6- 0				
5- 0	0- 0	1- 0	HOME	0- 0	1- 0	3- 0				
3- 1	0- 0	0- 1	AWAY	0- 0	0- 0	3- 0				
0- 0	0- 0	0- 0	NEUTRAL	0- 0	0- 0	0- 0				
13- 1	0- 0	0- 0	CONFERENCE	1- 1	0- 0	12- 0				
7- 0	0- 0	0- 0	HOME	1- 0	0- 0	6- 0				
5- 1	0- 0	0- 0	AWAY	0- 1	0- 0	5- 0				
1- 0	0- 0	0- 0	NEUTRAL	0- 0	0- 0	1- 0				

RPI S	Opponent	Score	RPI S	Opponent	Score	RPI S	Opponent	Score	RPI S	Opponent	Score
45	A Duke	61 72	48	H Albany (NY)	65 62	85	A Bucknell	69 79	105	H Quinnipiac	67 57
						85	H Bucknell	68 63	155	A Yale	65 61
									225	H Lehigh	63 39
									232	N Navy	75 38
									243	A Holy Cross	80 49
									243	H Holy Cross	77 58
									250	A Loyola Maryland	52 44
									250	H Loyola Maryland	70 37
									265	A American	52 42
									265	H American	87 51
									267	H Central Conn. St.	81 52
									268	H Pepperdine	63 53
									285	H Rider	57 42
									304	A Colgate	78 55
									304	H Colgate	67 55
									328	A Lafayette	78 45
									328	H Lafayette	84 57
									341	A St. Francis Brooklyn	74 35
									342	A NJIT	71 35
LAST 12 Division I GAMES:											
243	A Holy Cross	80 49	232	N Navy	75 38	243	H Holy Cross	77 58			
265	H American	87 51	265	A American	52 42	304	H Colgate	67 55			
304	A Colgate	78 55	250	A Loyola Maryland	52 44	250	H Loyola Maryland	70 37			
328	H Lafayette	84 57	328	A Lafayette	78 45						
85	H Bucknell	68 63									

Non-Div I Games: Emerson 86 47

Army West Point

Average RPI Win:	169	WON-LOST	WINNING	LAST 10	STRENGTH OF	OPP. STRENGTH	TEAM	ADJ.	CONF.	ADJ CONF.
Average RPI Loss:	41	RECORD	PCT. RANK	GAMES	SCHEDULE	OF SCHEDULE	RPI	RPI	RPI	RPI
DIV. I ONLY	18- 8	71	7- 3	81	39	52	52	2	2	
DIV. I NON-CONF.	10- 3	61	0- 0	260	128	107	107	2	2	
TOTALS	RPI 1-25	RPI 26-50	W-L RECORDS	RPI 51-100	RPI 101-150	RPI 150+				
18- 8	2- 4	0- 1	OVERALL	2- 3	4- 0	10- 0				
9- 2	2- 1	0- 0	HOME	1- 1	2- 0	4- 0				
6- 6	0- 3	0- 1	AWAY	0- 2	1- 0	5- 0				
3- 0	0- 0	0- 0	NEUTRAL	1- 0	1- 0	1- 0				
10- 3	0- 0	0- 0	NON-CONFERENCE	1- 3	2- 0	7- 0				
4- 1	0- 0	0- 0	HOME	0- 1	1- 0	3- 0				
3- 2	0- 0	0- 0	AWAY	0- 2	0- 0	3- 0				
3- 0	0- 0	0- 0	NEUTRAL	1- 0	1- 0	1- 0				
8- 5	2- 4	0- 1	CONFERENCE	1- 0	2- 0	3- 0				
5- 1	2- 1	0- 0	HOME	1- 0	1- 0	1- 0				
3- 4	0- 3	0- 1	AWAY	0- 0	1- 0	2- 0				
0- 0	0- 0	0- 0	NEUTRAL	0- 0	0- 0	0- 0				

RPI S	Opponent	Score	RPI S	Opponent	Score	RPI S	Opponent	Score	RPI S	Opponent	Score
2	H South Carolina	58 74	32	A Mississippi St.	45 60	62	A FGCU	45 52	131	H Arkansas	71 60
14	A Kentucky	47 54				75	H Vanderbilt	53 45	132	A LSU	63 53
14	H Kentucky	66 61				79	N Minnesota	81 79	140	H UAB	85 71
19	A Tennessee	52 79				82	A Marquette	69 70	147	N Boise St.	55 53
21	H Florida	80 58				93	H Virginia	52 69	159	A Alabama	59 55
25	A Georgia	30 63							159	H Alabama	72 59
									161	A Ole Miss	65 60
									166	H George Mason	88 59
									173	H East Carolina	83 69
									272	N Coppin St.	69 54
									281	A Towson	74 52
									298	A Savannah St.	62 40
									311	H Winthrop	76 33
									315	A Southeastern La.	80 68
LAST 12 Division I GAMES:											
21	H Florida	80 58	131	H Arkansas	71 60						
161	A Ole Miss	65 60	2	H South Carolina	58 74						
159	A Alabama	59 55	14	A Kentucky	47 54						
75	H Vanderbilt	53 45	159	H Alabama	72 59						
132	A LSU	63 53	19	A Tennessee	52 79						
25	A Georgia	30 63	32	A Mississippi St.	45 60						

Non-Div I Games:

Auburn

  Loss, 
  Non-Conf, 
  S Site, 
  H Home 
  A Away 
N Neutral

Average RPI Win:	<b>247</b>	WON-LOST	WINNING	LAST 10	STRENGTH OF	OPP. STRENGTH	TEAM	ADJ.	CONF.	ADJ CONF.
Average RPI Loss:	<b>148</b>	RECORD	PCT. RANK	GAMES	SCHEDULE	OF SCHEDULE	RPI	RPI	RPI	RPI
DIV. I ONLY	<b>6- 19</b>	<b>298</b>	<b>3- 7</b>	<b>144</b>	<b>216</b>	<b>270</b>	<b>270</b>	<b>24</b>	<b>24</b>	
DIV. I NON-CONF.	<b>0- 11</b>	<b>338</b>	<b>0- 0</b>	<b>24</b>	<b>101</b>	<b>265</b>	<b>265</b>	<b>23</b>	<b>23</b>	
TOTALS	RPI 1-25	RPI 26-50	W-L RECORDS	RPI 51-100	RPI 101-150	RPI 150+				
6- 19	0- 0	0- 3	OVERALL	1- 6	0- 2	5- 8				
5- 3	0- 0	0- 0	HOME	1- 2	0- 0	4- 1				
1- 15	0- 0	0- 2	AWAY	0- 4	0- 2	1- 7				
0- 1	0- 0	0- 1	NEUTRAL	0- 0	0- 0	0- 0				
0- 11	0- 0	0- 3	NON-CONFERENCE	0- 5	0- 1	0- 2				
0- 2	0- 0	0- 0	HOME	0- 2	0- 0	0- 0				
0- 8	0- 0	0- 2	AWAY	0- 3	0- 1	0- 2				
0- 1	0- 0	0- 1	NEUTRAL	0- 0	0- 0	0- 0				
6- 8	0- 0	0- 0	CONFERENCE	1- 1	0- 1	5- 6				
5- 1	0- 0	0- 0	HOME	1- 0	0- 0	4- 1				
1- 7	0- 0	0- 0	AWAY	0- 1	0- 1	1- 5				
0- 0	0- 0	0- 0	NEUTRAL	0- 0	0- 0	0- 0				

RPI 1-25				RPI 26-50				RPI 51-100				RPI 101+ Team's RPI: 270			
RPI	S	Opponent	Score	RPI	S	Opponent	Score	RPI	S	Opponent	Score	RPI	S	Opponent	Score
				43	A	Arkansas St.	55 66	73	H	Middle Tenn.	55 86	102	A	Belmont	82 88
				44	N	Indiana	58 90	75	A	Vanderbilt	56 73	145	A	ETSU	76 80
				50	A	Western Ky.	69 88	76	H	California	58 67	163	A	SIUE	75 94
								77	A	Ball St.	44 72	163	H	SIUE	61 72
								91	A	Wright St.	56 77	186	H	Eastern Ky.	94 66
								94	A	UT Martin	51 75	200	A	Southeast Mo. St.	69 71
								94	H	UT Martin	80 70	259	A	Miami (OH)	60 75
												262	A	Murray St.	72 75
												264	A	Tennessee St.	58 66
												276	H	Tennessee Tech	91 75
												283	H	Jacksonville St.	61 59
												297	A	Kennesaw St.	65 73
												301	A	Morehead St.	96 75
												340	A	Eastern Ill.	56 64
												340	H	Eastern Ill.	80 45
LAST 12 Division I GAMES:															
				163	A	SIUE	75 94	163	H	SIUE	61 72				
				94	H	UT Martin	80 70	340	H	Eastern Ill.	80 45				
				340	A	Eastern Ill.	56 64	301	A	Morehead St.	96 75				
				262	A	Murray St.	72 75	102	A	Belmont	82 88				
				94	A	UT Martin	51 75	264	A	Tennessee St.	58 66				
				200	A	Southeast Mo. St.	69 71	276	H	Tennessee Tech	91 75				

Non-Div I Games: Trevecca Nazarene 97 75 Christian Bros. 74 55

Austin Peay

■ Loss, 
 ■ Non-Conf, 
 ■ S Site, 
 ■ Home 
 ■ A Away 
 N Neutral

Average RPI Win:	145	WON-LOST	WINNING	LAST 10	STRENGTH OF	OPP. STRENGTH	TEAM	ADJ.	CONF.	ADJ CONF.
Average RPI Loss:	44	RECORD	PCT. RANK	GAMES	SCHEDULE	OF SCHEDULE	RPI	RPI	RPI	RPI
DIV. I ONLY	22- 4	18	10- 0	39	92	11	11	8	8	
DIV. I NON-CONF.	7- 3	91	0- 0	14	49	14	14	9	9	
TOTALS	RPI 1-25	RPI 26-50	W-L RECORDS	RPI 51-100	RPI 101-150	RPI 150+				
22- 4	1- 2	0- 1	OVERALL	7- 1	4- 0	10- 0				
12- 0	0- 0	0- 0	HOME	5- 0	1- 0	6- 0				
7- 3	0- 1	0- 1	AWAY	2- 1	1- 0	4- 0				
3- 1	1- 1	0- 0	NEUTRAL	0- 0	2- 0	0- 0				
7- 3	1- 2	0- 1	NON-CONFERENCE	1- 0	2- 0	3- 0				
3- 0	0- 0	0- 0	HOME	1- 0	0- 0	2- 0				
1- 2	0- 1	0- 1	AWAY	0- 0	0- 0	1- 0				
3- 1	1- 1	0- 0	NEUTRAL	0- 0	2- 0	0- 0				
15- 1	0- 0	0- 0	CONFERENCE	6- 1	2- 0	7- 0				
9- 0	0- 0	0- 0	HOME	4- 0	1- 0	4- 0				
6- 1	0- 0	0- 0	AWAY	2- 1	1- 0	3- 0				
0- 0	0- 0	0- 0	NEUTRAL	0- 0	0- 0	0- 0				

RPI	S	Opponent	Score
15	N	Texas A&M	72 64
24	A	Oklahoma	47 73
25	N	Georgia	58 66

RPI	S	Opponent	Score
46	A	Colorado St.	55 61

RPI	S	Opponent	Score
53	A	St. Mary's (CA)	65 44
53	H	St. Mary's (CA)	65 59
56	A	Santa Clara	68 63
56	H	Santa Clara	70 63
72	H	Utah	73 59
81	A	San Diego	65 78
81	H	San Diego	68 60
99	H	Gonzaga	58 54

RPI	S	Opponent	Score
101	A	San Francisco	66 57
101	H	San Francisco	65 62
122	N	Hawaii	67 56
126	N	Penn St.	63 51
167	A	Pacific	67 57
167	H	Pacific	79 62
199	A	Weber St.	68 51
203	H	Utah St.	81 69
216	H	Utah Valley	78 62
238	A	Loyola Marymount	82 75
238	H	Loyola Marymount	75 61
268	A	Pepperdine	77 66
268	H	Pepperdine	69 64
286	H	Portland	78 66

## LAST 12 Division I GAMES:

81	H	San Diego	68 60
56	H	Santa Clara	70 63
101	H	San Francisco	65 62
53	A	St. Mary's (CA)	65 44
167	A	Pacific	67 57
268	A	Pepperdine	77 66
238	A	Loyola Marymount	82 75
268	H	Pepperdine	69 64
238	H	Loyola Marymount	75 61
286	H	Portland	78 66
99	H	Gonzaga	58 54
101	A	San Francisco	66 57

Non-Div I Games: BYU-Hawaii 85 40

BYU

■ Loss, 
 ■ Non-Conf, S Site, 
 ■ Home 
 ■ Away 
 N Neutral

Average RPI Win:	<b>186</b>	WON-LOST	WINNING	LAST 10	STRENGTH OF	OPP. STRENGTH	TEAM	ADJ.	CONF.	ADJ CONF.
Average RPI Loss:	<b>88</b>	RECORD	PCT. RANK	GAMES	SCHEDULE	OF SCHEDULE	RPI	RPI	RPI	RPI
DIV. I ONLY	<b>16- 7</b>	<b>69</b>	<b>7- 3</b>	<b>124</b>	<b>119</b>	<b>77</b>	<b>77</b>	<b>11</b>	<b>11</b>	
DIV. I NON-CONF.	<b>7- 3</b>	<b>91</b>	<b>0- 0</b>	<b>223</b>	<b>85</b>	<b>99</b>	<b>99</b>	<b>13</b>	<b>13</b>	
TOTALS	RPI 1-25	RPI 26-50	W-L RECORDS	RPI 51-100	RPI 101-150	RPI 150+				
16- 7	0- 1	1- 2	OVERALL	2- 3	5- 0	8- 1				
9- 2	0- 0	1- 1	HOME	2- 1	3- 0	3- 0				
6- 4	0- 0	0- 1	AWAY	0- 0	2- 0	4- 0				
1- 1	0- 1	0- 0	NEUTRAL	0- 0	0- 0	1- 0				
7- 3	0- 1	1- 0	NON-CONFERENCE	1- 2	0- 0	5- 0				
4- 0	0- 0	1- 0	HOME	1- 0	0- 0	2- 0				
2- 2	0- 0	0- 0	AWAY	0- 2	0- 0	2- 0				
1- 1	0- 1	0- 0	NEUTRAL	0- 0	0- 0	1- 0				
9- 4	0- 0	0- 2	CONFERENCE	1- 1	5- 0	3- 1				
5- 2	0- 0	0- 1	HOME	1- 1	3- 0	1- 0				
4- 2	0- 0	0- 1	AWAY	0- 0	2- 0	2- 1				
0- 0	0- 0	0- 0	NEUTRAL	0- 0	0- 0	0- 0				

RPI 1-25				RPI 26-50				RPI 51-100				Team's RPI: 77	RPI 101+			
RPI	S	Opponent	Score	RPI	S	Opponent	Score	RPI	S	Opponent	Score		RPI	S	Opponent	Score
21	N	Florida	79 85	31	A	Ohio	48 73	61	H	Saint Louis	79 70		110	H	Toledo	75 69
				31	H	Ohio	67 68	64	A	Purdue	63 73		118	A	Western Mich.	77 53
				50	H	Western Ky.	74 60	71	H	Central Mich.	65 74		128	H	Akron	78 71
								84	A	Charlotte	66 72		139	A	Buffalo	59 57
								97	H	Eastern Mich.	76 54		139	H	Buffalo	68 63
													198	H	Butler	58 50
													231	N	Massachusetts	81 54
													256	A	Northern Ill.	73 57
													258	A	Bowling Green	67 56
													259	H	Miami (OH)	66 41
													270	H	Austin Peay	72 44
													314	A	Kent St.	50 59
													323	A	Evansville	73 53
													335	A	Lipscomb	72 60
LAST 12 Division I GAMES:																
				256	A	Northern Ill.	73 57						118	A	Western Mich.	77 53
				314	A	Kent St.	50 59						97	H	Eastern Mich.	76 54
				71	H	Central Mich.	65 74						258	A	Bowling Green	67 56
				139	A	Buffalo	59 57						139	H	Buffalo	68 63
				128	H	Akron	78 71						259	H	Miami (OH)	66 41
				31	H	Ohio	67 68						31	A	Ohio	48 73

Non-Div I Games: Ohio Valley 94 45

Ball St.

■ Loss, 
■ Non-Conf, 
■ S Site, 
■ H Home 
■ A Away 
N Neutral

Average RPI Win: <b>103</b>	WON-LOST	WINNING	LAST 10	STRENGTH OF	OPP. STRENGTH	TEAM	ADJ.	CONF.	ADJ CONF.
Average RPI Loss: <b>16</b>	RECORD	PCT. RANK	GAMES	SCHEDULE	OF SCHEDULE	RPI	RPI	RPI	RPI
DIV. I ONLY	<b>26- 1</b>	<b>2</b>	<b>10- 0</b>	<b>27</b>	<b>17</b>	<b>4</b>	<b>4</b>	<b>3</b>	<b>3</b>
DIV. I NON-CONF.	<b>13- 0</b>	<b>1</b>	<b>0- 0</b>	<b>42</b>	<b>33</b>	<b>3</b>	<b>3</b>	<b>3</b>	<b>3</b>
TOTALS	RPI 1-25	RPI 26-50	W-L RECORDS	RPI 51-100	RPI 101-150	RPI 150+			
26- 1	4- 1	7- 0	OVERALL	3- 0	4- 0	8- 0			
16- 0	3- 0	3- 0	HOME	1- 0	3- 0	6- 0			
6- 1	1- 1	1- 0	AWAY	2- 0	1- 0	1- 0			
4- 0	0- 0	3- 0	NEUTRAL	0- 0	0- 0	1- 0			
13- 0	1- 0	4- 0	NON-CONFERENCE	0- 0	2- 0	6- 0			
9- 0	1- 0	1- 0	HOME	0- 0	2- 0	5- 0			
0- 0	0- 0	0- 0	AWAY	0- 0	0- 0	0- 0			
4- 0	0- 0	3- 0	NEUTRAL	0- 0	0- 0	1- 0			
13- 1	3- 1	3- 0	CONFERENCE	3- 0	2- 0	2- 0			
7- 0	2- 0	2- 0	HOME	1- 0	1- 0	1- 0			
6- 1	1- 1	1- 0	AWAY	2- 0	1- 0	1- 0			
0- 0	0- 0	0- 0	NEUTRAL	0- 0	0- 0	0- 0			

RPI	S	Opponent	Score	RPI	S	Opponent	Score	RPI	S	Opponent	Score	RPI	S	Opponent	Score
7	A	Texas	80 67	26	N	Michigan St.	84 76	92	A	TCU	81 75	127	H	Northwestern St.	86 44
16	A	Oklahoma St.	45 52	28	N	Miami (FL)	88 81	92	H	TCU	72 55	136	A	Texas Tech	66 36
16	H	Oklahoma St.	66 41	36	A	West Virginia	71 61	100	A	Iowa St.	77 61	136	H	Texas Tech	69 43
20	H	DePaul	86 72	36	H	West Virginia	69 64					149	H	UT Arlington	62 20
24	H	Oklahoma	78 68	37	N	James Madison	77 63					153	H	Southern Miss.	97 42
				42	H	South Fla.	66 63					156	H	Oral Roberts	97 39
				49	H	Kansas St.	87 52					168	H	McNeese St.	105 46
												191	H	Grambling	96 42
												209	N	Cincinnati	72 34
												212	A	Kansas	58 40
												212	H	Kansas	81 49
												230	H	Rice	89 38
LAST 12 Division I GAMES:															
16	H	Oklahoma St.	66 41	136	H	Texas Tech	69 43								
136	A	Texas Tech	66 36	100	A	Iowa St.	77 61								
92	A	TCU	81 75	7	A	Texas	80 67								
212	H	Kansas	81 49	36	H	West Virginia	69 64								
49	H	Kansas St.	87 52	92	H	TCU	72 55								
36	A	West Virginia	71 61	212	A	Kansas	58 40								

Non-Div I Games:

Baylor

■ Loss, 
 ■ Non-Conf, S Site, 
 ■ Home 
 ■ Away 
 N Neutral

Average RPI Win:	261	WON-LOST	WINNING	LAST 10	STRENGTH OF	OPP. STRENGTH	TEAM	ADJ.	CONF.	ADJ CONF.
Average RPI Loss:	90	RECORD	PCT. RANK	GAMES	SCHEDULE	OF SCHEDULE	RPI	RPI	RPI	RPI
DIV. I ONLY	16- 8	82	9- 1	224	242	102	102	24	24	
DIV. I NON-CONF.	6- 5	146	0- 0	94	153	86	86	23	23	
TOTALS	RPI 1-25	RPI 26-50	W-L RECORDS	RPI 51-100	RPI 101-150	RPI 150+				
16- 8	0- 2	0- 1	OVERALL	0- 2	2- 1	14- 2				
10- 0	0- 0	0- 0	HOME	0- 0	1- 0	9- 0				
6- 8	0- 2	0- 1	AWAY	0- 2	1- 1	5- 2				
0- 0	0- 0	0- 0	NEUTRAL	0- 0	0- 0	0- 0				
6- 5	0- 2	0- 1	NON-CONFERENCE	0- 1	2- 1	4- 0				
3- 0	0- 0	0- 0	HOME	0- 0	1- 0	2- 0				
3- 5	0- 2	0- 1	AWAY	0- 1	1- 1	2- 0				
0- 0	0- 0	0- 0	NEUTRAL	0- 0	0- 0	0- 0				
10- 3	0- 0	0- 0	CONFERENCE	0- 1	0- 0	10- 2				
7- 0	0- 0	0- 0	HOME	0- 0	0- 0	7- 0				
3- 3	0- 0	0- 0	AWAY	0- 1	0- 0	3- 2				
0- 0	0- 0	0- 0	NEUTRAL	0- 0	0- 0	0- 0				

RPI	S	Opponent	Score	RPI	S	Opponent	Score	RPI	S	Opponent	Score	RPI	S	Opponent	Score	Team's RPI: 102
5	A	Ohio St.	56 84	50	A	Western Ky.	65 80	58	A	Chattanooga	53 62	113	A	Wake Forest	78 64	
23	A	Green Bay	62 66					94	A	UT Martin	79 81	125	A	IUPUI	59 62	
												140	H	UAB	63 62	
												163	A	SIUE	60 73	
												186	H	Eastern Ky.	72 61	
												189	H	Troy	102 93	
												200	A	Southeast Mo. St.	74 81	
												262	H	Murray St.	87 61	
												264	H	Tennessee St.	80 65	
												270	H	Austin Peay	88 82	
												276	A	Tennessee Tech	80 79	
												283	A	Jacksonville St.	44 32	
												283	H	Jacksonville St.	56 42	
												291	H	Cleveland St.	76 58	
												301	A	Morehead St.	89 74	
												301	H	Morehead St.	99 71	
												335	A	Lipscomb	90 68	
												340	H	Eastern Ill.	89 61	
												345	A	Alabama A&M	78 28	
LAST 12 Division I GAMES:																
94	A	UT Martin	79 81	264	H	Tennessee St.	80 65									
301	A	Morehead St.	89 74	283	A	Jacksonville St.	44 32									
283	H	Jacksonville St.	56 42	270	H	Austin Peay	88 82									
186	H	Eastern Ky.	72 61	262	H	Murray St.	87 61									
301	H	Morehead St.	99 71	340	H	Eastern Ill.	89 61									
276	A	Tennessee Tech	80 79	163	A	SIUE	60 73									

Non-Div I Games: Young Harris 80 31 Trevecca Nazarene 86 59

Belmont

Loss, Non-Conf, S Site, H Home A Away N Neutral

Average RPI Win:	306	WON-LOST	WINNING	LAST 10	STRENGTH OF	OPP. STRENGTH	TEAM	ADJ.	CONF.	ADJ CONF.
Average RPI Loss:	194	RECORD	PCT. RANK	GAMES	SCHEDULE	OF SCHEDULE	RPI	RPI	RPI	RPI
DIV. I ONLY	13- 10	133	8- 2	339	340	254	254	31	31	
DIV. I NON-CONF.	4- 7	222	1- 0	293	320	273	273	30	30	
TOTALS	RPI 1-25	RPI 26-50	W-L RECORDS	RPI 51-100	RPI 101-150	RPI 150+				
13- 10	0- 0	0- 1	OVERALL	0- 0	0- 1	13- 8				
6- 3	0- 0	0- 0	HOME	0- 0	0- 1	6- 2				
5- 5	0- 0	0- 0	AWAY	0- 0	0- 0	5- 0				
2- 2	0- 0	0- 0	NEUTRAL	0- 0	0- 0	2- 2				
4- 7	0- 0	0- 1	NON-CONFERENCE	0- 0	0- 1	4- 5				
0- 3	0- 0	0- 0	HOME	0- 0	0- 1	0- 2				
2- 2	0- 0	0- 1	AWAY	0- 0	0- 0	2- 1				
2- 2	0- 0	0- 0	NEUTRAL	0- 0	0- 0	2- 2				
9- 3	0- 0	0- 0	CONFERENCE	0- 0	0- 0	9- 3				
6- 0	0- 0	0- 0	HOME	0- 0	0- 0	6- 0				
3- 3	0- 0	0- 0	AWAY	0- 0	0- 0	3- 3				
0- 0	0- 0	0- 0	NEUTRAL	0- 0	0- 0	0- 0				

RPI 1-25			RPI 26-50			RPI 51-100			RPI 101+ Team's RPI: 254		
RPI	S	Opponent	Score	RPI	S	Opponent	Score	RPI	S	Opponent	Score
				28	A	Miami (FL)	47 55				
								148	H	Jacksonville	53 63
								151	A	Hampton	45 60
								183	H	Stetson	38 62
								192	A	Fla. Atlantic	60 82
								201	H	Brown	61 68
								221	N	Western Ill.	59 75
								227	H	Morgan St.	63 48
								249	A	N.C. A&T	55 68
								272	H	Coppin St.	69 56
								274	N	Georgia St.	61 68
								275	N	Ga. Southern	65 49
								292	H	Florida A&M	67 60
								294	A	UMES	71 76
								298	H	Savannah St.	50 44
								306	H	South Carolina St.	65 50
								308	A	Western Caro.	66 59
								321	A	North Florida	53 49
								326	N	LIU Brooklyn	68 55
								327	A	Howard	81 77
								330	H	Delaware St.	66 35
								346	A	Norfolk St.	53 45
								349	A	N.C. Central	63 46
LAST 12 Division I GAMES:											
249	A	N.C. A&T	55 68	294	A	UMES	71 76				
349	A	N.C. Central	63 46	227	H	Morgan St.	63 48				
330	H	Delaware St.	66 35	272	H	Coppin St.	69 56				
298	H	Savannah St.	50 44	346	A	Norfolk St.	53 45				
292	H	Florida A&M	67 60	151	A	Hampton	45 60				
327	A	Howard	81 77	326	N	LIU Brooklyn	68 55				

Non-Div I Games: Warner 100 28 Edward Waters 67 48

Bethune-Cookman

Loss, Non-Conf, S Site, H Home A Away N Neutral



Binghamton

Through Games Of Feb. 18, 2016

Average RPI Win:	266	WON-LOST	WINNING	LAST 10	STRENGTH OF	OPP. STRENGTH	TEAM	ADJ.	CONF.	ADJ CONF.
Average RPI Loss:	148	RECORD	PCT. RANK	GAMES	SCHEDULE	OF SCHEDULE	RPI	RPI	RPI	RPI
DIV. I ONLY	8- 15	258	4- 6	178	250	233	233	15	15	
DIV. I NON-CONF.	2- 8	290	0- 0	226	303	299	299	18	18	
TOTALS	RPI 1-25	RPI 26-50	W-L RECORDS	RPI 51-100	RPI 101-150	RPI 150+				
8- 15	0- 0	0- 2	OVERALL	0- 3	1- 2	7- 8				
5- 3	0- 0	0- 1	HOME	0- 1	1- 0	4- 1				
3- 12	0- 0	0- 1	AWAY	0- 2	0- 2	3- 7				
0- 0	0- 0	0- 0	NEUTRAL	0- 0	0- 0	0- 0				
2- 8	0- 0	0- 0	NON-CONFERENCE	0- 2	0- 1	2- 5				
2- 0	0- 0	0- 0	HOME	0- 0	0- 0	2- 0				
0- 8	0- 0	0- 0	AWAY	0- 2	0- 1	0- 5				
0- 0	0- 0	0- 0	NEUTRAL	0- 0	0- 0	0- 0				
6- 7	0- 0	0- 2	CONFERENCE	0- 1	1- 1	5- 3				
3- 3	0- 0	0- 1	HOME	0- 1	1- 0	2- 1				
3- 4	0- 0	0- 1	AWAY	0- 0	0- 1	3- 2				
0- 0	0- 0	0- 0	NEUTRAL	0- 0	0- 0	0- 0				

RPI S	Opponent	Score	RPI S	Opponent	Score	RPI S	Opponent	Score	RPI S	Opponent	Score	Team's RPI: 233
48	A Albany (NY)	58 64	48	H Albany (NY)	47 59	66	A Michigan	62 90	134	A Xavier	55 64	
						80	H Maine	38 52	137	A Stony Brook	58 64	
						85	A Bucknell	46 76	137	H Stony Brook	54 47	
									152	A Cornell	57 64	
									162	A UMBC	51 62	
									201	A Brown	65 67	
									207	A Canisius	50 80	
									208	A Hartford	53 47	
									208	H Hartford	39 41	
									220	A Columbia	64 71	
									239	A New Hampshire	49 64	
									239	H New Hampshire	51 50	
									240	A Sacred Heart	60 69	
									289	A Vermont	57 53	
									289	H Vermont	66 52	
									304	H Colgate	63 56	
									318	A UMass Lowell	75 70	
									342	H NJIT	54 50	
LAST 12 Division I GAMES:												
289	H Vermont	66 52	162	A UMBC	51 62							
208	H Hartford	39 41	318	A UMass Lowell	75 70							
48	A Albany (NY)	58 64	289	A Vermont	57 53							
239	A New Hampshire	49 64	48	H Albany (NY)	47 59							
137	H Stony Brook	54 47	208	A Hartford	53 47							
80	H Maine	38 52	239	H New Hampshire	51 50							

Non-Div I Games: Cedar Crest 74 18 Misericordia 73 44 Nyack 65 33

Binghamton

Loss, Non-Conf, S Site, H Home A Away N Neutral

RPI 1-25				RPI 26-50				RPI 51-100				RPI 101+				Team's RPI: 147	
RPI	S	Opponent	Score	RPI	S	Opponent	Score	RPI	S	Opponent	Score	RPI	S	Opponent	Score		
				46	A	Colorado St.	64 68	52	N	Auburn	53 55	138	A	Fresno St.	57 62		
				46	H	Colorado St.	51 83	74	H	Washington St.	52 57	172	A	New Mexico	81 60		
												172	H	New Mexico	60 70		
												183	N	Stetson	71 65		
												184	A	San Jose St.	78 75		
												187	A	Eastern Wash.	84 79		
												187	H	UNLV	75 56		
												203	A	Utah St.	63 58		
												203	H	Utah St.	84 78		
												210	H	Col. of Charleston	61 38		
												216	H	Utah Valley	70 72		
												226	H	Idaho St.	77 80		
												241	A	Wyoming	58 82		
												241	H	Wyoming	58 49		
												251	A	San Diego St.	75 45		
												261	A	Seattle	84 66		
												286	A	Portland	89 49		
												331	H	Nevada	66 58		
												343	H	Air Force	61 48		
LAST 12 Division I GAMES:																	
				172	H	New Mexico	60 70	187	H	UNLV	75 56						
				241	A	Wyoming	58 82	241	H	Wyoming	58 49						
				46	H	Colorado St.	51 83	184	A	San Jose St.	78 75						
				343	H	Air Force	61 48	251	A	San Diego St.	75 45						
				203	A	Utah St.	63 58	331	H	Nevada	66 58						
				172	A	New Mexico	81 60	138	A	Fresno St.	57 62						

Non-Div I Games: Concordia Portland 84 77 Cal St. L.A. 58 44

Page 26

Average RPI Win:	<b>197</b>	WON-LOST	WINNING	LAST 10	STRENGTH OF	OPP. STRENGTH	TEAM	ADJ.	CONF.	ADJ CONF.
Average RPI Loss:	<b>59</b>	RECORD	PCT. RANK	GAMES	SCHEDULE	OF SCHEDULE	RPI	RPI	RPI	RPI
DIV. I ONLY	<b>14- 12</b>	<b>157</b>	<b>2- 8</b>	<b>103</b>	<b>53</b>	<b>117</b>	<b>117</b>	<b>5</b>	<b>5</b>	
DIV. I NON-CONF.	<b>12- 1</b>	<b>9</b>	<b>1- 0</b>	<b>256</b>	<b>137</b>	<b>62</b>	<b>62</b>	<b>5</b>	<b>5</b>	
TOTALS	RPI 1-25	RPI 26-50	W-L RECORDS	RPI 51-100	RPI 101-150	RPI 150+				
14- 12	0- 4	0- 3	OVERALL	3- 2	1- 3	10- 0				
8- 5	0- 1	0- 1	HOME	1- 1	1- 2	6- 0				
5- 6	0- 2	0- 2	AWAY	1- 1	0- 1	4- 0				
1- 1	0- 1	0- 0	NEUTRAL	1- 0	0- 0	0- 0				
12- 1	0- 1	0- 0	NON-CONFERENCE	3- 0	0- 0	9- 0				
7- 0	0- 0	0- 0	HOME	1- 0	0- 0	6- 0				
4- 0	0- 0	0- 0	AWAY	1- 0	0- 0	3- 0				
1- 1	0- 1	0- 0	NEUTRAL	1- 0	0- 0	0- 0				
2- 11	0- 3	0- 3	CONFERENCE	0- 2	1- 3	1- 0				
1- 5	0- 1	0- 1	HOME	0- 1	1- 2	0- 0				
1- 6	0- 2	0- 2	AWAY	0- 1	0- 1	1- 0				
0- 0	0- 0	0- 0	NEUTRAL	0- 0	0- 0	0- 0				

RPI 1-25				RPI 26-50				RPI 51-100				RPI 101+ Team's RPI: 117			
RPI	S	Opponent	Score	RPI	S	Opponent	Score	RPI	S	Opponent	Score	RPI	S	Opponent	Score
1	H	Notre Dame	50 <b>63</b>	28	H	Miami (FL)	62 <b>67</b>	64	A	Purdue	58 56	113	H	Wake Forest	59 <b>65</b>
13	A	Florida St.	42 <b>75</b>	45	A	Duke	51 <b>71</b>	72	N	Utah	76 51	116	H	North Carolina	78 <b>86</b>
17	A	Syracuse	61 <b>62</b>	47	A	North Carolina St.	63 <b>74</b>	80	H	Maine	55 48	119	A	Virginia Tech	33 <b>58</b>
24	N	Oklahoma	61 <b>76</b>					86	A	Georgia Tech	56 <b>62</b>	121	H	Pittsburgh	54 43
								93	H	Virginia	50 <b>61</b>	155	H	Yale	73 60
												169	A	Northeastern	71 45
												208	H	Hartford	62 28
												237	H	Bryant	74 59
												239	H	New Hampshire	71 51
												243	H	Holy Cross	60 51
												248	A	Clemson	67 64
												252	A	Providence	67 41
												318	H	UMass Lowell	66 55
												347	A	Boston U.	58 37
LAST 12 Division I GAMES:															
248	A	Clemson	67 64	17	A	Syracuse	61 <b>62</b>								
93	H	Virginia	50 <b>61</b>	113	H	Wake Forest	59 <b>65</b>								
47	A	North Carolina St.	63 <b>74</b>	121	H	Pittsburgh	54 43								
116	H	North Carolina	78 <b>86</b>	45	A	Duke	51 <b>71</b>								
28	H	Miami (FL)	62 <b>67</b>	1	H	Notre Dame	50 <b>63</b>								
86	A	Georgia Tech	56 <b>62</b>	155	H	Yale	73 60								

Non-Div I Games:

Boston College

■ Loss, 
 ■ Non-Conf, S Site, 
 ■ Home 
 ■ Away 
 N Neutral

Average RPI Win: <b>267</b>	WON-LOST	WINNING	LAST 10	STRENGTH OF	OPP. STRENGTH	TEAM	ADJ.	CONF.	ADJ CONF.
Average RPI Loss: <b>222</b>	RECORD	PCT. RANK	GAMES	SCHEDULE	OF SCHEDULE	RPI	RPI	RPI	RPI
DIV. I ONLY	3- 22	339	3- 7	337	252	347	347	26	26
DIV. I NON-CONF.	0- 11	338	0- 0	316	177	349	349	28	28
TOTALS	RPI 1-25	RPI 26-50	W-L RECORDS	RPI 51-100	RPI 101-150	RPI 150+			
3- 22	0- 0	0- 1	OVERALL	0- 1	0- 2	3- 18			
2- 11	0- 0	0- 1	HOME	0- 0	0- 1	2- 9			
1- 11	0- 0	0- 0	AWAY	0- 0	0- 0	1- 4			
0- 0	0- 0	0- 0	NEUTRAL	0- 0	0- 0	0- 0			
0- 11	0- 0	0- 1	NON-CONFERENCE	0- 0	0- 2	0- 8			
0- 6	0- 0	0- 1	HOME	0- 0	0- 1	0- 4			
0- 5	0- 0	0- 0	AWAY	0- 0	0- 1	0- 4			
0- 0	0- 0	0- 0	NEUTRAL	0- 0	0- 0	0- 0			
3- 11	0- 0	0- 0	CONFERENCE	0- 1	0- 0	3- 10			
2- 5	0- 0	0- 0	HOME	0- 0	0- 0	2- 5			
1- 6	0- 0	0- 0	AWAY	0- 1	0- 0	1- 5			
0- 0	0- 0	0- 0	NEUTRAL	0- 0	0- 0	0- 0			

RPI S	Opponent	Score	RPI S	Opponent	Score	RPI S	Opponent	Score	RPI S	Opponent	Score	Team's RPI: 347
			48  Albany (NY)		43  83							
						85  Bucknell		56  74				
									114  Harvard		55  73	
									117  Boston College		37  58	
									169  Northeastern		44  77	
									179  Marist		54  73	
									204  Rhode Island		41  57	
									225  Lehigh		48  72	
									225  Lehigh		66  73	
									231  Massachusetts		56  73	
									232  Navy		56  67	
									232  Navy		51  49	
									236  Dartmouth		52  72	
									239  New Hampshire		52  69	
									243  Holy Cross		41  60	
									250  Loyola Maryland		54  63	
									250  Loyola Maryland		46  67	
									265  American		33  79	
									265  American		63  59	
									289  Vermont		45  60	
									304  Colgate		71  58	
									304  Colgate		63  72	
									318  UMass Lowell		57  70	
									328  Lafayette		56  71	
									328  Lafayette		64  71	
LAST 12 Division I GAMES:												
			304  Colgate		71  58				85  Bucknell		56  74	
			250  Loyola Maryland		46  67				304  Colgate		63  72	
			265  American		33  79				250  Loyola Maryland		54  63	
			328  Lafayette		64  71				265  American		63  59	
			232  Navy		51  49				328  Lafayette		56  71	
			225  Lehigh		48  72				232  Navy		56  67	

Non-Div I Games:

Boston U.

## Bowling Green

Through Games Of Feb. 18, 2016

Average RPI Win:	251	WON-LOST	WINNING	LAST 10	STRENGTH OF	OPP. STRENGTH	TEAM	ADJ.	CONF.	ADJ CONF.
Average RPI Loss:	122	RECORD	PCT. RANK	GAMES	SCHEDULE	OF SCHEDULE	RPI	RPI	RPI	RPI
DIV. I ONLY	8- 14	251	3- 7	218	144	258	258	11	11	
DIV. I NON-CONF.	4- 5	193	0- 0	328	172	287	287	13	13	
TOTALS	RPI 1-25	RPI 26-50	W-L RECORDS	RPI 51-100	RPI 101-150	RPI 150+				
8- 14	0- 0	0- 1	OVERALL	1- 4	1- 7	6- 2				
5- 7	0- 0	0- 1	HOME	1- 2	0- 4	4- 0				
2- 6	0- 0	0- 0	AWAY	0- 2	0- 2	2- 2				
1- 1	0- 0	0- 0	NEUTRAL	0- 0	1- 1	0- 0				
4- 5	0- 0	0- 0	NON-CONFERENCE	0- 2	1- 1	3- 2				
3- 1	0- 0	0- 0	HOME	0- 1	0- 0	3- 0				
0- 3	0- 0	0- 0	AWAY	0- 1	0- 0	0- 2				
1- 1	0- 0	0- 0	NEUTRAL	0- 0	1- 1	0- 0				
4- 9	0- 0	0- 1	CONFERENCE	1- 2	0- 6	3- 0				
2- 6	0- 0	0- 1	HOME	1- 1	0- 4	1- 0				
2- 3	0- 0	0- 0	AWAY	0- 1	0- 2	2- 0				
0- 0	0- 0	0- 0	NEUTRAL	0- 0	0- 0	0- 0				

RPI S	Opponent	Score	RPI S	Opponent	Score	RPI S	Opponent	Score	RPI S	Opponent	Score	Team's RPI: 258
			31 H	Ohio	57 72	65 H	South Dakota St.	45 58	110 A	Toledo	61 75	
						71 A	Central Mich.	75 76	110 H	Toledo	60 68	
						77 H	Ball St.	56 67	118 A	Western Mich.	45 74	
						93 A	Virginia	39 68	118 H	Western Mich.	49 65	
						97 H	Eastern Mich.	67 63	128 H	Akron	55 71	
									139 H	Buffalo	50 63	
									148 N	Jacksonville	72 69	
									150 N	Davidson	56 60	
									209 A	Cincinnati	51 54	
									256 A	Northern Ill.	58 43	
									259 A	Miami (OH)	64 58	
									291 A	Cleveland St.	48 69	
									299 H	Bradley	66 53	
									313 H	Illinois St.	70 52	
									314 H	Kent St.	71 49	
									323 H	Evansville	74 56	
LAST 12 Division I GAMES:												
			110 H	Toledo	60 68	314 H	Kent St.	71 49				
			139 H	Buffalo	50 63	256 A	Northern Ill.	58 43				
			118 H	Western Mich.	49 65	77 H	Ball St.	56 67				
			71 A	Central Mich.	75 76	128 H	Akron	55 71				
			110 A	Toledo	61 75	31 H	Ohio	57 72				
			97 H	Eastern Mich.	67 63	118 A	Western Mich.	45 74				

Non-Div I Games:

Bowling Green

■ Loss, 
 ■ Non-Conf, 
 ■ S Site, 
 ■ H Home 
 ■ A Away 
 N Neutral

Average RPI Win:	290	WON-LOST	WINNING	LAST 10	STRENGTH OF	OPP. STRENGTH	TEAM	ADJ.	CONF.	ADJ CONF.
Average RPI Loss:	159	RECORD	PCT. RANK	GAMES	SCHEDULE	OF SCHEDULE	RPI	RPI	RPI	RPI
DIV. I ONLY	6- 17	287	3- 7	292	183	299	299	21	21	
DIV. I NON-CONF.	3- 7	248	0- 0	255	158	263	263	17	17	
TOTALS	RPI 1-25	RPI 26-50	W-L RECORDS	RPI 51-100	RPI 101-150	RPI 150+				
6- 17	0- 1	0- 0	OVERALL	0- 4	0- 5	6- 7				
3- 8	0- 1	0- 0	HOME	0- 1	0- 4	3- 2				
3- 9	0- 0	0- 0	AWAY	0- 3	0- 1	3- 5				
0- 0	0- 0	0- 0	NEUTRAL	0- 0	0- 0	0- 0				
3- 7	0- 1	0- 0	NON-CONFERENCE	0- 2	0- 1	3- 3				
1- 3	0- 1	0- 0	HOME	0- 0	0- 1	1- 1				
2- 4	0- 0	0- 0	AWAY	0- 2	0- 0	2- 2				
0- 0	0- 0	0- 0	NEUTRAL	0- 0	0- 0	0- 0				
3- 10	0- 0	0- 0	CONFERENCE	0- 2	0- 4	3- 4				
2- 5	0- 0	0- 0	HOME	0- 1	0- 3	2- 1				
1- 5	0- 0	0- 0	AWAY	0- 1	0- 1	1- 3				
0- 0	0- 0	0- 0	NEUTRAL	0- 0	0- 0	0- 0				

RPI 1-25				RPI 26-50				RPI 51-100				RPI 101+ Team's RPI: 299			
RPI	S	Opponent	Score	RPI	S	Opponent	Score	RPI	S	Opponent	Score	RPI	S	Opponent	Score
24	H	Oklahoma	46 79					55	A	Iowa	53 60	108	H	Drake	64 76
								61	A	Saint Louis	58 75	118	H	Western Mich.	59 72
								88	A	Missouri St.	56 59	120	H	UNI	47 55
								88	H	Missouri St.	44 55	141	A	Southern Ill.	49 75
												141	H	Southern Ill.	51 65
												165	H	Loyola Chicago	54 67
												178	A	Detroit	75 67
												213	H	Ill.-Chicago	56 66
												234	A	Indiana St.	37 59
												256	A	Northern Ill.	64 68
												258	A	Bowling Green	53 66
												293	A	Wichita St.	55 50
												293	H	Wichita St.	50 44
												313	A	Illinois St.	49 54
												314	H	Kent St.	68 60
												323	A	Evansville	46 62
												323	H	Evansville	66 52
												336	A	Chicago St.	66 60
LAST 12 Division I GAMES:															
88	A	Missouri St.	56 59	234	A	Indiana St.	37 59								
293	A	Wichita St.	55 50	313	A	Illinois St.	49 54								
141	H	Southern Ill.	51 65	293	H	Wichita St.	50 44								
323	H	Evansville	66 52	88	H	Missouri St.	44 55								
120	H	UNI	47 55	323	A	Evansville	46 62								
108	H	Drake	64 76	141	A	Southern Ill.	49 75								

Non-Div I Games: Eureka 87 47

Bradley

■ Loss, 
 ■ Non-Conf, S Site, 
 ■ Home 
 ■ Away 
 N Neutral

**B  
r  
o  
w  
n**

B  
r  
o  
w  
n

Brown

Page 31

Average RPI Win:	291	WON-LOST	WINNING	LAST 10	STRENGTH OF	OPP. STRENGTH	TEAM	ADJ.	CONF.	ADJ CONF.
Average RPI Loss:	192	RECORD	PCT. RANK	GAMES	SCHEDULE	OF SCHEDULE	RPI	RPI	RPI	RPI
DIV. I ONLY	14- 11	136	7- 3	330	331	237	237	30	30	
DIV. I NON-CONF.	3- 8	258	0- 0	284	224	304	304	32	32	
TOTALS	RPI 1-25	RPI 26-50	W-L RECORDS	RPI 51-100	RPI 101-150	RPI 150+				
14- 11	0- 0	0- 1	OVERALL	0- 1	0- 1	14- 8				
7- 4	0- 0	0- 0	HOME	0- 0	0- 0	7- 4				
7- 7	0- 0	0- 1	AWAY	0- 1	0- 1	7- 4				
0- 0	0- 0	0- 0	NEUTRAL	0- 0	0- 0	0- 0				
3- 8	0- 0	0- 1	NON-CONFERENCE	0- 1	0- 1	3- 5				
2- 3	0- 0	0- 0	HOME	0- 0	0- 0	2- 3				
1- 5	0- 0	0- 1	AWAY	0- 1	0- 1	1- 2				
0- 0	0- 0	0- 0	NEUTRAL	0- 0	0- 0	0- 0				
11- 3	0- 0	0- 0	CONFERENCE	0- 0	0- 0	11- 3				
5- 1	0- 0	0- 0	HOME	0- 0	0- 0	5- 1				
6- 2	0- 0	0- 0	AWAY	0- 0	0- 0	6- 2				
0- 0	0- 0	0- 0	NEUTRAL	0- 0	0- 0	0- 0				

RPI S	Opponent	Score	RPI S	Opponent	Score	RPI S	Opponent	Score	RPI S	Opponent	Score	Team's RPI: 237
38	A Seton Hall	57 93	80	A Maine	38 76	117	A Boston College	59 74	152	H Cornell	62 70	
						194	A Robert Morris	53 55	194	H Robert Morris	71 65	
						201	H Brown	67 84	231	H Massachusetts	69 86	
						239	H New Hampshire	55 42	240	A Sacred Heart	61 59	
						243	A Holy Cross	64 65	252	A Providence	78 88	
						263	A Saint Francis (PA)	72 85	263	H Saint Francis (PA)	84 72	
						267	A Central Conn. St.	65 53	267	H Central Conn. St.	70 56	
						289	H Vermont	68 52	310	A Fairleigh Dickinson	70 41	
						318	A UMass Lowell	83 64	326	H LIU Brooklyn	63 55	
						337	A Mt. St. Mary's	70 59	341	A St. Francis Brooklyn	70 42	
						341	H St. Francis Brooklyn	57 58	344	A Wagner	82 71	
						344	H Wagner	94 67				
LAST 12 Division I GAMES:												
341	H St. Francis Brooklyn	57 58	263	H Saint Francis (PA)	84 72							
344	H Wagner	94 67	194	H Robert Morris	71 65							
263	A Saint Francis (PA)	72 85	341	A St. Francis Brooklyn	70 42							
194	A Robert Morris	53 55	326	H LIU Brooklyn	63 55							
267	A Central Conn. St.	65 53	337	A Mt. St. Mary's	70 59							
240	A Sacred Heart	61 59	344	A Wagner	82 71							

Non-Div I Games:

Bryant

■ Loss, 
 ■ Non-Conf, 
 ■ S Site, 
 ■ H Home 
 ■ A Away 
 N Neutral



## Bucknell

Through Games Of Feb. 18, 2016

Average RPI Win:	252	WON-LOST	WINNING	LAST 10	STRENGTH OF	OPP. STRENGTH	TEAM	ADJ.	CONF.	ADJ CONF.
Average RPI Loss:	128	RECORD	PCT. RANK	GAMES	SCHEDULE	OF SCHEDULE	RPI	RPI	RPI	RPI
DIV. I ONLY	19- 6	43	9- 1	204	285	85	85	26	26	
DIV. I NON-CONF.	6- 5	146	0- 0	208	284	158	158	28	28	
TOTALS	RPI 1-25	RPI 26-50	W-L RECORDS	RPI 51-100	RPI 101-150	RPI 150+				
19- 6	0- 1	0- 0	OVERALL	1- 1	0- 1	18- 3				
11- 1	0- 0	0- 0	HOME	1- 0	0- 1	10- 0				
8- 5	0- 1	0- 0	AWAY	0- 1	0- 0	8- 3				
0- 0	0- 0	0- 0	NEUTRAL	0- 0	0- 0	0- 0				
6- 5	0- 1	0- 0	NON-CONFERENCE	0- 0	0- 1	6- 3				
4- 1	0- 0	0- 0	HOME	0- 0	0- 1	4- 0				
2- 4	0- 1	0- 0	AWAY	0- 0	0- 0	2- 3				
0- 0	0- 0	0- 0	NEUTRAL	0- 0	0- 0	0- 0				
13- 1	0- 0	0- 0	CONFERENCE	1- 1	0- 0	12- 0				
7- 0	0- 0	0- 0	HOME	1- 0	0- 0	6- 0				
6- 1	0- 0	0- 0	AWAY	0- 1	0- 0	6- 0				
0- 0	0- 0	0- 0	NEUTRAL	0- 0	0- 0	0- 0				

RPI 1-25				RPI 26-50				RPI 51-100				Team's RPI: 85	RPI 101+			
RPI	S	Opponent	Score	RPI	S	Opponent	Score	RPI	S	Opponent	Score		RPI	S	Opponent	Score
1	A	Notre Dame	54 85					70	A	Army West Point	63 68		103	H	Youngstown St.	47 55
								70	H	Army West Point	79 69		162	A	UMBC	52 65
													174	H	Delaware	80 51
													207	A	Canisius	56 61
													225	A	Lehigh	67 54
													225	H	Lehigh	80 77
													227	A	Morgan St.	50 64
													229	A	Manhattan	61 56
													232	A	Navy	51 41
													233	H	Binghamton	76 46
													243	A	Holy Cross	58 51
													243	H	Holy Cross	74 64
													250	A	Loyola Maryland	64 42
													250	H	Loyola Maryland	71 64
													265	A	American	66 60
													265	H	American	60 54
													291	A	Cleveland St.	59 57
													304	A	Colgate	71 51
													304	H	Colgate	79 60
													310	H	Fairleigh Dickinson	72 62
													337	H	Mt. St. Mary's	71 45
													347	H	Boston U.	74 56
LAST 12 Division I GAMES:																
				250	A	Loyola Maryland	64 42					347	H	Boston U.	74 56	
				304	H	Colgate	79 60					250	H	Loyola Maryland	71 64	
				225	A	Lehigh	67 54					304	A	Colgate	71 51	
				243	H	Holy Cross	74 64					225	H	Lehigh	80 77	
				265	H	American	60 54					243	A	Holy Cross	58 51	
				70	A	Army West Point	63 68					265	A	American	66 60	

Non-Div I Games:

Bucknell

■ Loss, 
■ Non-Conf, S Site, 
■ Home 
■ Away 
N Neutral

Average RPI Win: <b>221</b>	WON-LOST	WINNING	LAST 10	STRENGTH OF	OPP. STRENGTH	TEAM	ADJ.	CONF.	ADJ CONF.
Average RPI Loss: <b>112</b>	RECORD	PCT. RANK	GAMES	SCHEDULE	OF SCHEDULE	RPI	RPI	RPI	RPI
DIV. I ONLY	<b>12- 12</b>	<b>170</b>	<b>2- 8</b>	<b>132</b>	<b>167</b>	<b>139</b>	<b>139</b>	<b>11</b>	<b>11</b>
DIV. I NON-CONF.	<b>8- 3</b>	<b>77</b>	<b>0- 0</b>	<b>209</b>	<b>226</b>	<b>96</b>	<b>96</b>	<b>13</b>	<b>13</b>
TOTALS	RPI 1-25	RPI 26-50	W-L RECORDS	RPI 51-100	RPI 101-150	RPI 150+			
12- 12	0- 1	1- 1	OVERALL	1- 5	0- 3	10- 2			
5- 5	0- 1	1- 0	HOME	1- 2	0- 2	3- 0			
6- 7	0- 0	0- 1	AWAY	0- 3	0- 1	6- 2			
1- 0	0- 0	0- 0	NEUTRAL	0- 0	0- 0	1- 0			
8- 3	0- 1	0- 1	NON-CONFERENCE	0- 1	0- 0	8- 0			
3- 1	0- 1	0- 0	HOME	0- 0	0- 0	3- 0			
4- 2	0- 0	0- 1	AWAY	0- 1	0- 0	4- 0			
1- 0	0- 0	0- 0	NEUTRAL	0- 0	0- 0	1- 0			
4- 9	0- 0	1- 0	CONFERENCE	1- 4	0- 3	2- 2			
2- 4	0- 0	1- 0	HOME	1- 2	0- 2	0- 0			
2- 5	0- 0	0- 0	AWAY	0- 2	0- 1	2- 2			
0- 0	0- 0	0- 0	NEUTRAL	0- 0	0- 0	0- 0			

RPI 1-25				RPI 26-50				RPI 51-100				RPI 101+ Team's RPI: 139			
RPI	S	Opponent	Score	RPI	S	Opponent	Score	RPI	S	Opponent	Score	RPI	S	Opponent	Score
22	H	Duquesne	62 <b>79</b>	31	H	Ohio	51 43	67	A	Hofstra	36 <b>79</b>	110	A	Toledo	60 <b>71</b>
				33	A	St. Bonaventure	32 <b>59</b>	71	H	Central Mich.	67 61	118	H	Western Mich.	78 <b>92</b>
								77	A	Ball St.	63 <b>68</b>	128	H	Akron	61 <b>69</b>
								77	H	Ball St.	57 <b>59</b>	152	H	Cornell	59 41
								97	A	Eastern Mich.	56 <b>67</b>	207	H	Canisius	54 40
								97	H	Eastern Mich.	55 <b>70</b>	231	A	Massachusetts	56 48
												240	A	Sacred Heart	66 53
												248	N	Clemson	61 51
												256	A	Northern Ill.	74 <b>76</b>
												258	A	Bowling Green	63 50
												259	A	Miami (OH)	58 <b>69</b>
												271	A	UCF	66 60
												302	A	Niagara	57 48
												314	A	Kent St.	77 66
												326	H	LIU Brooklyn	55 38
LAST 12 Division I GAMES:															
				97	H	Eastern Mich.	55 <b>70</b>	259	A	Miami (OH)	58 <b>69</b>				
				258	A	Bowling Green	63 50	118	H	Western Mich.	78 <b>92</b>				
				110	A	Toledo	60 <b>71</b>	128	H	Akron	61 <b>69</b>				
				77	H	Ball St.	57 <b>59</b>	77	A	Ball St.	63 <b>68</b>				
				31	H	Ohio	51 43	314	A	Kent St.	77 66				
				256	A	Northern Ill.	74 <b>76</b>	71	H	Central Mich.	67 61				

Non-Div I Games:

Buffalo

■ Loss, 
■ Non-Conf, 
S Site, 
■ Home 
■ Away 
N Neutral

Average RPI Win:	197	WON-LOST	WINNING	LAST 10	STRENGTH OF	OPP. STRENGTH	TEAM	ADJ.	CONF.	ADJ CONF.
Average RPI Loss:	83	RECORD	PCT. RANK	GAMES	SCHEDULE	OF SCHEDULE	RPI	RPI	RPI	RPI
DIV. I ONLY	8- 17	266	1- 9	96	49	198	198	6	6	
DIV. I NON-CONF.	5- 6	180	0- 0	134	28	143	143	6	6	
TOTALS	RPI 1-25	RPI 26-50	W-L RECORDS	RPI 51-100	RPI 101-150	RPI 150+				
8- 17	0- 3	0- 3	OVERALL	2- 6	1- 4	5- 1				
5- 6	0- 2	0- 0	HOME	2- 2	1- 2	2- 0				
2- 11	0- 1	0- 3	AWAY	0- 4	0- 2	2- 1				
1- 0	0- 0	0- 0	NEUTRAL	0- 0	0- 0	1- 0				
5- 6	0- 1	0- 1	NON-CONFERENCE	1- 3	1- 0	3- 1				
3- 1	0- 1	0- 0	HOME	1- 0	1- 0	1- 0				
1- 5	0- 0	0- 1	AWAY	0- 3	0- 0	1- 1				
1- 0	0- 0	0- 0	NEUTRAL	0- 0	0- 0	1- 0				
3- 11	0- 2	0- 2	CONFERENCE	1- 3	0- 4	2- 0				
2- 5	0- 1	0- 0	HOME	1- 2	0- 2	1- 0				
1- 6	0- 1	0- 2	AWAY	0- 1	0- 2	1- 0				
0- 0	0- 0	0- 0	NEUTRAL	0- 0	0- 0	0- 0				

RPI	S	Opponent	Score	RPI	S	Opponent	Score	RPI	S	Opponent	Score	RPI	S	Opponent	Score	Team's RPI: 198
20	A	DePaul	63 102	38	A	Seton Hall	77 98	54	H	Villanova	45 57	131	H	Arkansas	63 57	
20	H	DePaul	54 61	41	A	St. John's (NY)	41 68	58	A	Chattanooga	49 60	134	A	Xavier	47 55	
23	H	Green Bay	46 55	42	A	South Fla.	77 87	77	A	Ball St.	50 58	134	H	Xavier	63 73	
								82	A	Marquette	69 76	142	A	Creighton	49 77	
								82	H	Marquette	64 80	142	H	Creighton	42 52	
								87	H	Georgetown	82 76	234	A	Indiana St.	63 70	
								91	A	Wright St.	53 66	242	H	Valparaiso	72 53	
								92	H	TCU	65 53	248	N	Clemson	54 50	
												252	A	Providence	77 67	
												252	H	Providence	65 50	
												271	A	UCF	71 63	
LAST 12 Division I GAMES:																
20	A	DePaul	63 102	41	A	St. John's (NY)	41 68									
82	A	Marquette	69 76	82	H	Marquette	64 80									
252	H	Providence	65 50	20	H	DePaul	54 61									
142	H	Creighton	42 52	142	A	Creighton	49 77									
134	A	Xavier	47 55	252	A	Providence	77 67									
38	A	Seton Hall	77 98	134	H	Xavier	63 73									

Non-Div I Games:

Butler

■ Loss, 
■ Non-Conf, 
■ S Site, 
■ H Home 
■ A Away 
N Neutral

CSU Bakersfield

Through Games Of Feb. 18, 2016

Average RPI Win:	270	WON-LOST	WINNING	LAST 10	STRENGTH OF	OPP. STRENGTH	TEAM	ADJ.	CONF.	ADJ CONF.
Average RPI Loss:	127	RECORD	PCT. RANK	GAMES	SCHEDULE	OF SCHEDULE	RPI	RPI	RPI	RPI
DIV. I ONLY	8- 18	272	4- 6	119	178	245	245	25	25	
DIV. I NON-CONF.	3- 12	290	1- 0	43	36	226	226	25	25	
TOTALS	RPI 1-25	RPI 26-50	W-L RECORDS	RPI 51-100	RPI 101-150	RPI 150+				
8- 18	0- 5	0- 0	OVERALL	0- 3	0- 3	8- 7				
6- 6	0- 0	0- 0	HOME	0- 1	0- 1	6- 4				
2- 10	0- 3	0- 0	AWAY	0- 2	0- 2	2- 3				
0- 2	0- 2	0- 0	NEUTRAL	0- 0	0- 0	0- 0				
3- 12	0- 5	0- 0	NON-CONFERENCE	0- 1	0- 3	3- 3				
3- 3	0- 0	0- 0	HOME	0- 0	0- 1	3- 2				
0- 7	0- 3	0- 0	AWAY	0- 1	0- 2	0- 1				
0- 2	0- 2	0- 0	NEUTRAL	0- 0	0- 0	0- 0				
5- 6	0- 0	0- 0	CONFERENCE	0- 2	0- 0	5- 4				
3- 3	0- 0	0- 0	HOME	0- 1	0- 0	3- 2				
2- 3	0- 0	0- 0	AWAY	0- 1	0- 0	2- 2				
0- 0	0- 0	0- 0	NEUTRAL	0- 0	0- 0	0- 0				

RPI 1-25				RPI 26-50				RPI 51-100				RPI 101+ Team's RPI: 245			
RPI	S	Opponent	Score	RPI	S	Opponent	Score	RPI	S	Opponent	Score	RPI	S	Opponent	Score
2	N	South Carolina	71 90					59	A	UC Riverside	61 81	122	A	Hawaii	60 74
6	N	Arizona St.	47 60					95	A	New Mexico St.	63 86	122	H	Hawaii	55 65
8	A	Stanford	41 83					95	H	New Mexico St.	59 67	138	A	Fresno St.	52 57
9	A	Oregon St.	51 75									167	H	Pacific	74 80
10	A	UCLA	68 82									184	H	San Jose St.	90 88
												195	A	UTRGV	46 60
												196	H	Cal Poly	57 52
												216	A	Utah Valley	53 72
												216	H	Utah Valley	61 54
												224	H	Grand Canyon	51 61
												255	A	UC Santa Barbara	60 61
												261	H	Seattle	76 68
												268	H	Pepperdine	73 76
												300	A	UMKC	78 68
												300	H	UMKC	40 56
												332	H	UC Irvine	65 39
												336	A	Chicago St.	74 61
												336	H	Chicago St.	76 43
LAST 12 Division I GAMES:															
				95	H	New Mexico St.	59 67	95	A	New Mexico St.	63 86				
				216	A	Utah Valley	53 72	195	A	UTRGV	46 60				
				336	A	Chicago St.	74 61	261	H	Seattle	76 68				
				300	A	UMKC	78 68	300	H	UMKC	40 56				
				216	H	Utah Valley	61 54	336	H	Chicago St.	76 43				
				224	H	Grand Canyon	51 61	332	H	UC Irvine	65 39				

Non-Div I Games:

CSU Bakersfield

Loss, Non-Conf, S Site, H Home A Away N Neutral

Average RPI Win: <b>256</b>	WON-LOST	WINNING	LAST 10	STRENGTH OF	OPP. STRENGTH	TEAM	ADJ.	CONF.	ADJ CONF.
Average RPI Loss: <b>158</b>	RECORD	PCT. RANK	GAMES	SCHEDULE	OF SCHEDULE	RPI	RPI	RPI	RPI
DIV. I ONLY	<b>6- 19</b>	<b>298</b>	<b>4- 6</b>	<b>262</b>	<b>149</b>	<b>290</b>	<b>290</b>	<b>22</b>	<b>22</b>
DIV. I NON-CONF.	<b>2- 12</b>	<b>311</b>	<b>0- 1</b>	<b>235</b>	<b>45</b>	<b>296</b>	<b>296</b>	<b>21</b>	<b>21</b>
TOTALS	RPI 1-25	RPI 26-50	W-L RECORDS	RPI 51-100	RPI 101-150	RPI 150+			
6- 19	0- 2	0- 0	OVERALL	0- 5	2- 3	4- 9			
4- 6	0- 1	0- 0	HOME	0- 1	2- 0	2- 4			
2- 13	0- 1	0- 0	AWAY	0- 4	0- 3	2- 5			
0- 0	0- 0	0- 0	NEUTRAL	0- 0	0- 0	0- 0			
2- 12	0- 2	0- 0	NON-CONFERENCE	0- 4	1- 1	1- 5			
1- 4	0- 1	0- 0	HOME	0- 1	1- 0	0- 2			
1- 8	0- 1	0- 0	AWAY	0- 3	0- 1	1- 3			
0- 0	0- 0	0- 0	NEUTRAL	0- 0	0- 0	0- 0			
4- 7	0- 0	0- 0	CONFERENCE	0- 1	1- 2	3- 4			
3- 2	0- 0	0- 0	HOME	0- 0	1- 0	2- 2			
1- 5	0- 0	0- 0	AWAY	0- 1	0- 2	1- 2			
0- 0	0- 0	0- 0	NEUTRAL	0- 0	0- 0	0- 0			

RPI 1-25				RPI 26-50				RPI 51-100				RPI 101+ Team's RPI: 290			
RPI	S	Opponent	Score	RPI	S	Opponent	Score	RPI	S	Opponent	Score	RPI	S	Opponent	Score
6	A	Arizona St.	46 <b>69</b>					53	H	St. Mary's (CA)	59 <b>93</b>	122	A	Hawaii	50 <b>77</b>
25	H	Georgia	58 <b>83</b>					59	A	UC Riverside	76 <b>83</b>	122	H	Hawaii	63 60
								72	A	Utah	56 <b>97</b>	126	H	Penn St.	81 73
								76	A	California	44 <b>106</b>	135	A	Idaho	50 <b>106</b>
								81	A	San Diego	64 <b>86</b>	143	A	Long Beach St.	71 <b>74</b>
												182	H	UC Davis	52 <b>75</b>
												187	A	Eastern Wash.	59 <b>70</b>
												196	A	Cal Poly	62 <b>66</b>
												251	H	San Diego St.	65 <b>67</b>
												255	A	UC Santa Barbara	58 <b>70</b>
												255	H	UC Santa Barbara	49 <b>65</b>
												261	H	Seattle	56 <b>62</b>
												286	A	Portland	68 62
												319	A	Portland St.	77 <b>83</b>
												329	A	Southern Utah	65 <b>67</b>
												332	A	UC Irvine	83 64
												332	H	UC Irvine	62 48
												339	H	Cal St. Fullerton	79 52
LAST 12 Division I GAMES:															
255	A	UC Santa Barbara	58 <b>70</b>	122	H	Hawaii	63 60								
332	H	UC Irvine	62 48	196	A	Cal Poly	62 <b>66</b>								
59	A	UC Riverside	76 <b>83</b>	255	H	UC Santa Barbara	49 <b>65</b>								
143	A	Long Beach St.	71 <b>74</b>	122	A	Hawaii	50 <b>77</b>								
339	H	Cal St. Fullerton	79 52	182	H	UC Davis	52 <b>75</b>								
332	A	UC Irvine	83 64	261	H	Seattle	56 <b>62</b>								

Non-Div I Games:

CSUN

■ Loss, 
 ■ Non-Conf, 
 ■ S Site, 
 ■ H Home 
 ■ A Away 
 N Neutral



Average RPI Win:	279	WON-LOST	WINNING	LAST 10	STRENGTH OF	OPP. STRENGTH	TEAM	ADJ.	CONF.	ADJ CONF.
Average RPI Loss:	201	RECORD	PCT. RANK	GAMES	SCHEDULE	OF SCHEDULE	RPI	RPI	RPI	RPI
DIV. I ONLY	2- 24	347	0- 10	245	310	339	339	22	22	
DIV. I NON-CONF.	2- 12	311	0- 0	253	338	325	325	21	21	
TOTALS	RPI 1-25	RPI 26-50	W-L RECORDS	RPI 51-100	RPI 101-150	RPI 150+				
2- 24	0- 0	0- 0	OVERALL	0- 2	0- 3	2- 19				
1- 11	0- 0	0- 0	HOME	0- 2	0- 1	1- 8				
1- 12	0- 0	0- 0	AWAY	0- 0	0- 2	1- 10				
0- 1	0- 0	0- 0	NEUTRAL	0- 0	0- 0	0- 1				
2- 12	0- 0	0- 0	NON-CONFERENCE	0- 1	0- 0	2- 11				
1- 5	0- 0	0- 0	HOME	0- 1	0- 0	1- 4				
1- 6	0- 0	0- 0	AWAY	0- 0	0- 0	1- 6				
0- 1	0- 0	0- 0	NEUTRAL	0- 0	0- 0	0- 1				
0- 12	0- 0	0- 0	CONFERENCE	0- 1	0- 3	0- 8				
0- 6	0- 0	0- 0	HOME	0- 1	0- 1	0- 4				
0- 6	0- 0	0- 0	AWAY	0- 0	0- 2	0- 4				
0- 0	0- 0	0- 0	NEUTRAL	0- 0	0- 0	0- 0				

RPI S	Opponent	Score	RPI S	Opponent	Score	RPI S	Opponent	Score	RPI S	Opponent	Score	Team's RPI: 339
						59	H UC Riverside	43 90	122	A Hawaii	53 62	
						81	H San Diego	44 53	143	A Long Beach St.	57 62	
									143	H Long Beach St.	61 82	
									152	H Cornell	47 59	
									154	A SMU	53 74	
									160	A Montana St.	66 89	
									182	A UC Davis	56 80	
									182	H UC Davis	59 63	
									187	H Eastern Wash.	57 68	
									196	A Cal Poly	46 51	
									196	H Cal Poly	57 63	
									199	H Weber St.	40 60	
									215	A Montana	51 86	
									238	A Loyola Marymount	75 73	
									241	H Wyoming	56 61	
									251	A San Diego St.	43 54	
									255	A UC Santa Barbara	49 79	
									255	H UC Santa Barbara	47 65	
									256	N Northern Ill.	49 72	
									268	A Pepperdine	75 81	
									290	A CSUN	52 79	
									307	A North Dakota St.	64 79	
									319	H Portland St.	84 69	
									332	H UC Irvine	58 62	
LAST 12 Division I GAMES:												
196	H	Cal Poly	57	63	122	A	Hawaii	53	62			
182	A	UC Davis	56	80	332	H	UC Irvine	58	62			
59	H	UC Riverside	43	90	143	A	Long Beach St.	57	62			
182	H	UC Davis	59	63	196	A	Cal Poly	46	51			
255	A	UC Santa Barbara	49	79	255	H	UC Santa Barbara	47	65			
290	A	CSUN	52	79	143	H	Long Beach St.	61	82			

Non-Div I Games:

Cal St. Fullerton

■ Loss, 
■ Non-Conf, 
■ S Site, 
■ H Home 
■ A Away 
N Neutral

# California

Through Games Of Feb. 18, 2016

Average RPI Win:	129	WON-LOST	WINNING	LAST 10	STRENGTH OF	OPP. STRENGTH	TEAM	ADJ.	CONF.	ADJ CONF.
Average RPI Loss:	33	RECORD	PCT. RANK	GAMES	SCHEDULE	OF SCHEDULE	RPI	RPI	RPI	RPI
DIV. I ONLY	12- 13	181	2- 8	9	2	76	76	1	1	
DIV. I NON-CONF.	8- 2	51	0- 0	46	43	34	34	1	1	
TOTALS	RPI 1-25	RPI 26-50	W-L RECORDS	RPI 51-100	RPI 101-150	RPI 150+				
12- 13	2- 7	0- 2	OVERALL	4- 3	1- 1	5- 0				
9- 5	1- 2	0- 1	HOME	3- 2	1- 0	4- 0				
2- 7	1- 1	0- 0	AWAY	0- 0	0- 0	1- 0				
1- 1	0- 1	0- 0	NEUTRAL	1- 0	0- 0	0- 0				
8- 2	1- 1	0- 0	NON-CONFERENCE	3- 1	0- 0	4- 0				
5- 1	0- 0	0- 0	HOME	2- 1	0- 0	3- 0				
2- 0	1- 0	0- 0	AWAY	0- 0	0- 0	1- 0				
1- 1	0- 1	0- 0	NEUTRAL	1- 0	0- 0	0- 0				
4- 11	1- 6	0- 2	CONFERENCE	1- 2	1- 1	1- 0				
4- 4	1- 2	0- 1	HOME	1- 1	1- 0	1- 0				
0- 7	0- 4	0- 1	AWAY	0- 1	0- 1	0- 0				
0- 0	0- 0	0- 0	NEUTRAL	0- 0	0- 0	0- 0				

RPI S Opponent Score	RPI S Opponent Score	RPI S Opponent Score	RPI S Opponent Score
6 A Arizona St. 49 57	30 H Washington 65 75	53 H St. Mary's (CA) 63 64	111 A Arizona 52 57
6 H Arizona St. 49 64	39 A Southern California 47 61	57 A Oregon 59 69	111 H Arizona 75 56
8 A Stanford 46 53		59 H UC Riverside 64 58	170 H Sacramento St. 117 99
8 H Stanford 55 60		69 H Nebraska 87 80	177 H Colorado 64 35
9 A Oregon St. 48 70		72 H Utah 79 84	196 H Cal Poly 82 57
10 A UCLA 56 75		74 H Washington St. 74 71	270 A Austin Peay 67 58
10 H UCLA 108 104		98 N Liberty 77 72	290 H CSUN 106 44
15 N Texas A&M 58 75			
18 A Louisville 75 71			
LAST 12 Division I GAMES:			
111 H Arizona 75 56	39 A Southern California 47 61	10 A UCLA 56 75	
6 H Arizona St. 49 64	57 A Oregon 59 69	9 A Oregon St. 48 70	
8 H Stanford 55 60	72 H Utah 79 84	74 H Washington St. 74 71	
8 A Stanford 46 53	177 H Colorado 64 35		
30 H Washington 65 75			
74 H Washington St. 74 71			

Non-Div I Games:

California

Loss, Non-Conf, S Site, H Home A Away N Neutral



Average RPI Win: <b>312</b>	WON-LOST	WINNING	LAST 10	STRENGTH OF	OPP. STRENGTH	TEAM	ADJ.	CONF.	ADJ CONF.
Average RPI Loss: <b>182</b>	RECORD	PCT. RANK	GAMES	SCHEDULE	OF SCHEDULE	RPI	RPI	RPI	RPI
DIV. I ONLY	10- 13	214	3- 7	323	325	279	279	28	28
DIV. I NON-CONF.	5- 3	119	0- 0	294	347	189	189	29	29
TOTALS	RPI 1-25	RPI 26-50	W-L RECORDS	RPI 51-100	RPI 101-150	RPI 150+			
10- 13	0- 0	0- 0	OVERALL	0- 3	0- 3	10- 7			
6- 5	0- 0	0- 0	HOME	0- 1	0- 1	6- 3			
4- 7	0- 0	0- 0	AWAY	0- 2	0- 1	4- 4			
0- 1	0- 0	0- 0	NEUTRAL	0- 0	0- 1	0- 0			
5- 3	0- 0	0- 0	NON-CONFERENCE	0- 1	0- 2	5- 0			
3- 0	0- 0	0- 0	HOME	0- 0	0- 0	3- 0			
2- 2	0- 0	0- 0	AWAY	0- 1	0- 1	2- 0			
0- 1	0- 0	0- 0	NEUTRAL	0- 0	0- 1	0- 0			
5- 10	0- 0	0- 0	CONFERENCE	0- 2	0- 1	5- 7			
3- 5	0- 0	0- 0	HOME	0- 1	0- 1	3- 3			
2- 5	0- 0	0- 0	AWAY	0- 1	0- 0	2- 4			
0- 0	0- 0	0- 0	NEUTRAL	0- 0	0- 0	0- 0			

RPI S	Opponent	Score	RPI S	Opponent	Score	RPI S	Opponent	Score	RPI S	Opponent	Score
						96	A VCU	34 57	109	N Central Ark.	34 57
						98	A Liberty	55 67	123	H UNC Asheville	58 72
						98	H Liberty	52 62	145	A ETSU	55 70
									197	A Radford	59 62
									202	A Gardner-Webb	56 68
									202	H Gardner-Webb	35 70
									222	H Presbyterian	45 69
									247	H High Point	55 69
									249	H N.C. A&T	56 55
									296	A Coastal Caro.	83 70
									296	H Coastal Caro.	73 52
									308	H Western Caro.	73 66
									311	A Winthrop	49 50
									311	H Winthrop	69 56
									316	A Charleston So.	57 65
									321	A North Florida	66 55
									324	A Longwood	73 56
									324	H Longwood	72 65
									337	H Mt. St. Mary's	62 53
									349	A N.C. Central	57 48
LAST 12 Division I GAMES:											
311	H	Winthrop	69	56	311	A	Winthrop	49	50		
324	H	Longwood	72	65	222	H	Presbyterian	45	69		
98	A	Liberty	55	67	247	H	High Point	55	69		
202	A	Gardner-Webb	56	68	197	A	Radford	59	62		
296	H	Coastal Caro.	73	52	324	A	Longwood	73	56		
316	A	Charleston So.	57	65	202	H	Gardner-Webb	35	70		

Non-Div I Games: UNC Pembroke

62 67

Campbell

  Loss, 
   Non-Conf, 
 S Site, 
   Home 
   Away 
 N Neutral

Average RPI Win: <b>250</b>	WON-LOST	WINNING	LAST 10	STRENGTH OF	OPP. STRENGTH	TEAM	ADJ.	CONF.	ADJ CONF.
Average RPI Loss: <b>147</b>	RECORD	PCT. RANK	GAMES	SCHEDULE	OF SCHEDULE	RPI	RPI	RPI	RPI
DIV. I ONLY	<b>11- 14</b>	<b>207</b>	<b>4- 6</b>	<b>182</b>	<b>238</b>	<b>207</b>	<b>207</b>	<b>23</b>	<b>23</b>
DIV. I NON-CONF.	<b>5- 4</b>	<b>138</b>	<b>0- 0</b>	<b>58</b>	<b>141</b>	<b>95</b>	<b>95</b>	<b>24</b>	<b>24</b>
TOTALS	RPI 1-25	RPI 26-50	W-L RECORDS	RPI 51-100	RPI 101-150	RPI 150+			
11- 14	0- 1	0- 1	OVERALL	1- 0	0- 6	10- 6			
6- 5	0- 0	0- 1	HOME	1- 0	0- 2	5- 2			
5- 9	0- 1	0- 0	AWAY	0- 0	0- 4	5- 4			
0- 0	0- 0	0- 0	NEUTRAL	0- 0	0- 0	0- 0			
5- 4	0- 1	0- 1	NON-CONFERENCE	1- 0	0- 2	4- 0			
3- 1	0- 0	0- 1	HOME	1- 0	0- 0	2- 0			
2- 3	0- 1	0- 0	AWAY	0- 0	0- 2	2- 0			
0- 0	0- 0	0- 0	NEUTRAL	0- 0	0- 0	0- 0			
6- 10	0- 0	0- 0	CONFERENCE	0- 0	0- 4	6- 6			
3- 4	0- 0	0- 0	HOME	0- 0	0- 2	3- 2			
3- 6	0- 0	0- 0	AWAY	0- 0	0- 2	3- 4			
0- 0	0- 0	0- 0	NEUTRAL	0- 0	0- 0	0- 0			

RPI	S	Opponent	Score	RPI	S	Opponent	Score	RPI	S	Opponent	Score	RPI	S	Opponent	Score	Team's RPI: 207
7	A	Texas	62 92	33	H	St. Bonaventure	47 59	85	H	Bucknell	61 56	103	A	Youngstown St.	51 53	
												105	A	Quinnipiac	54 63	
												105	H	Quinnipiac	68 80	
												115	A	Iona	56 79	
												115	H	Iona	76 79	
												139	A	Buffalo	40 54	
												169	A	Northeastern	68 57	
												179	H	Marist	71 69	
												193	A	Fairfield	48 52	
												193	H	Fairfield	50 51	
												223	A	Siena	57 61	
												223	H	Siena	52 58	
												229	A	Manhattan	55 77	
												233	H	Binghamton	80 50	
												263	H	Saint Francis (PA)	77 52	
												273	A	Monmouth	75 79	
												282	A	Lamar	57 55	
												285	A	Rider	73 64	
												285	H	Rider	60 49	
												302	A	Niagara	68 66	
												334	A	Saint Peter's	60 53	
												334	H	Saint Peter's	54 42	
LAST 12 Division I GAMES:																
179	H	Marist	71 69	193	A	Fairfield	48 52									
285	H	Rider	60 49	223	A	Siena	57 61									
273	A	Monmouth	75 79	105	H	Quinnipiac	68 80									
229	A	Manhattan	55 77	334	H	Saint Peter's	54 42									
115	H	Iona	76 79	115	A	Iona	56 79									
302	A	Niagara	68 66	105	A	Quinnipiac	54 63									

Non-Div I Games:

Canisius

■ Loss, 
 ■ Non-Conf, 
 S Site, 
 ■ Home 
 ■ Away 
 N Neutral

## Central Ark.

Through Games Of Feb. 18, 2016

Average RPI Win:	272	WON-LOST	WINNING	LAST 10	STRENGTH OF	OPP. STRENGTH	TEAM	ADJ.	CONF.	ADJ CONF.
Average RPI Loss:	70	RECORD	PCT. RANK	GAMES	SCHEDULE	OF SCHEDULE	RPI	RPI	RPI	RPI
DIV. I ONLY	17- 3	15	9- 1	311	300	109	109	27	27	
DIV. I NON-CONF.	6- 1	27	0- 0	270	328	89	89	26	26	
TOTALS	RPI 1-25	RPI 26-50	W-L RECORDS	RPI 51-100	RPI 101-150	RPI 150+				
17- 3	0- 1	0- 0	OVERALL	0- 1	1- 1	16- 0				
6- 2	0- 0	0- 0	HOME	0- 1	0- 1	6- 0				
9- 1	0- 0	0- 0	AWAY	0- 0	1- 0	8- 0				
2- 0	0- 0	0- 0	NEUTRAL	0- 0	0- 0	2- 0				
6- 1	0- 1	0- 0	NON-CONFERENCE	0- 0	0- 0	6- 0				
2- 0	0- 0	0- 0	HOME	0- 0	0- 0	2- 0				
2- 1	0- 1	0- 0	AWAY	0- 0	0- 0	2- 0				
2- 0	0- 0	0- 0	NEUTRAL	0- 0	0- 0	2- 0				
11- 2	0- 0	0- 0	CONFERENCE	0- 1	1- 1	10- 0				
4- 2	0- 0	0- 0	HOME	0- 1	0- 1	4- 0				
7- 0	0- 0	0- 0	AWAY	0- 0	1- 0	6- 0				
0- 0	0- 0	0- 0	NEUTRAL	0- 0	0- 0	0- 0				

RPI 1-25				RPI 26-50				RPI 51-100				RPI 101+ Team's RPI: 109			
RPI	S	Opponent	Score	RPI	S	Opponent	Score	RPI	S	Opponent	Score	RPI	S	Opponent	Score
19	A	Tennessee	47 102					63	H	Abilene Christian	49 61	127	A	Northwestern St.	74 49
												127	H	Northwestern St.	56 60
												168	A	McNeese St.	70 56
												200	A	Southeast Mo. St.	63 54
												228	A	Stephen F. Austin	55 53
												246	H	Houston Baptist	45 44
												262	A	Murray St.	61 51
												262	H	Murray St.	50 40
												279	N	Campbell	57 34
												282	H	Lamar	74 49
												306	N	South Carolina St.	51 38
												312	A	A&M-Corpus Christi	66 55
												315	H	Southeastern La.	80 58
												320	A	Nicholls St.	71 65
												322	H	Alcorn	58 35
												325	A	Incarnate Word	76 57
												333	A	New Orleans	59 44
												333	H	New Orleans	67 55
LAST 12 Division I GAMES:															
168	A	McNeese St.	70 56	320	A	Nicholls St.	71 65								
325	A	Incarnate Word	76 57	333	A	New Orleans	59 44								
127	H	Northwestern St.	56 60	246	H	Houston Baptist	45 44								
333	H	New Orleans	67 55	282	H	Lamar	74 49								
315	H	Southeastern La.	80 58	228	A	Stephen F. Austin	55 53								
127	A	Northwestern St.	74 49	312	A	A&M-Corpus Christi	66 55								

Non-Div I Games: Central Baptist 70 37 Hendrix 72 43 Crowley's Ridge 93 38 Jarvis Christian 77 23  
Central Ark.

Loss, Non-Conf, S Site, H Home A Away N Neutral

Average RPI Win:	283	WON-LOST	WINNING	LAST 10	STRENGTH OF	OPP. STRENGTH	TEAM	ADJ.	CONF.	ADJ CONF.
Average RPI Loss:	201	RECORD	PCT. RANK	GAMES	SCHEDULE	OF SCHEDULE	RPI	RPI	RPI	RPI
DIV. I ONLY	10- 15	233	6- 4	288	329	267	267	30	30	
DIV. I NON-CONF.	3- 8	258	0- 0	232	185	278	278	32	32	
TOTALS	RPI 1-25	RPI 26-50	W-L RECORDS	RPI 51-100	RPI 101-150	RPI 150+				
10- 15	0- 1	0- 0	OVERALL	0- 2	0- 1	10- 11				
6- 4	0- 0	0- 0	HOME	0- 0	0- 0	6- 4				
4- 11	0- 1	0- 0	AWAY	0- 2	0- 1	4- 7				
0- 0	0- 0	0- 0	NEUTRAL	0- 0	0- 0	0- 0				
3- 8	0- 1	0- 0	NON-CONFERENCE	0- 2	0- 1	3- 4				
3- 1	0- 0	0- 0	HOME	0- 0	0- 0	3- 1				
0- 7	0- 1	0- 0	AWAY	0- 2	0- 1	0- 3				
0- 0	0- 0	0- 0	NEUTRAL	0- 0	0- 0	0- 0				
7- 7	0- 0	0- 0	CONFERENCE	0- 0	0- 0	7- 7				
3- 3	0- 0	0- 0	HOME	0- 0	0- 0	3- 3				
4- 4	0- 0	0- 0	AWAY	0- 0	0- 0	4- 4				
0- 0	0- 0	0- 0	NEUTRAL	0- 0	0- 0	0- 0				

RPI 1-25				RPI 26-50				RPI 51-100				RPI 101+ Team's RPI: 267			
RPI	S	Opponent	Score	RPI	S	Opponent	Score	RPI	S	Opponent	Score	RPI	S	Opponent	Score
12	A	Maryland	43 86					70	A	Army West Point	52 81	126	A	Penn St.	47 73
								80	A	Maine	42 62	175	A	Fordham	48 63
												194	A	Robert Morris	55 72
												194	H	Robert Morris	48 39
												208	A	Hartford	41 49
												231	H	Massachusetts	78 68
												236	H	Dartmouth	59 55
												237	A	Bryant	56 70
												237	H	Bryant	53 65
												239	H	New Hampshire	50 64
												240	A	Sacred Heart	69 79
												240	H	Sacred Heart	57 61
												263	A	Saint Francis (PA)	79 59
												263	H	Saint Francis (PA)	66 51
												289	A	Vermont	63 79
												310	A	Fairleigh Dickinson	78 75
												318	H	UMass Lowell	64 53
												326	A	LIU Brooklyn	65 57
												326	H	LIU Brooklyn	45 59
												337	A	Mt. St. Mary's	48 54
												341	H	St. Francis Brooklyn	65 61
												344	A	Wagner	62 52
LAST 12 Division I GAMES:															
326	A	LIU Brooklyn	65 57	194	H	Robert Morris	48 39								
240	A	Sacred Heart	69 79	263	H	Saint Francis (PA)	66 51								
194	A	Robert Morris	55 72	240	H	Sacred Heart	57 61								
263	A	Saint Francis (PA)	79 59	344	A	Wagner	62 52								
237	H	Bryant	53 65	310	A	Fairleigh Dickinson	78 75								
341	H	St. Francis Brooklyn	65 61	337	A	Mt. St. Mary's	48 54								

Non-Div I Games:

Central Conn. St.

■ Loss, 
 ■ Non-Conf, 
 ■ S Site, 
 ■ Home 
 ■ A Away 
 N Neutral

Average RPI Win:	193	WON-LOST	WINNING	LAST 10	STRENGTH OF	OPP. STRENGTH	TEAM	ADJ.	CONF.	ADJ CONF.
Average RPI Loss:	110	RECORD	PCT. RANK	GAMES	SCHEDULE	OF SCHEDULE	RPI	RPI	RPI	RPI
DIV. I ONLY	17- 7	66	9- 1	122	150	71	71	11	11	
DIV. I NON-CONF.	6- 5	146	0- 0	128	121	130	130	13	13	
TOTALS	RPI 1-25	RPI 26-50	W-L RECORDS	RPI 51-100	RPI 101-150	RPI 150+				
17- 7	0- 1	0- 1	OVERALL	3- 0	3- 3	11- 2				
9- 2	0- 1	0- 0	HOME	1- 0	2- 1	6- 0				
7- 5	0- 0	0- 1	AWAY	2- 0	1- 2	4- 2				
1- 0	0- 0	0- 0	NEUTRAL	0- 0	0- 0	1- 0				
6- 5	0- 1	0- 0	NON-CONFERENCE	1- 0	0- 2	5- 2				
3- 2	0- 1	0- 0	HOME	1- 0	0- 1	2- 0				
2- 3	0- 0	0- 0	AWAY	0- 0	0- 1	2- 2				
1- 0	0- 0	0- 0	NEUTRAL	0- 0	0- 0	1- 0				
11- 2	0- 0	0- 1	CONFERENCE	2- 0	3- 1	6- 0				
6- 0	0- 0	0- 0	HOME	0- 0	2- 0	4- 0				
5- 2	0- 0	0- 1	AWAY	2- 0	1- 1	2- 0				
0- 0	0- 0	0- 0	NEUTRAL	0- 0	0- 0	0- 0				

RPI 1-25				RPI 26-50				RPI 51-100				RPI 101+			
RPI	S	Opponent	Score	RPI	S	Opponent	Score	RPI	S	Opponent	Score	RPI	S	Opponent	Score
22	H	Duquesne	49 68	31	A	Ohio	84 86	73	H	Middle Tenn.	81 59	104	H	Memphis	61 64
								77	A	Ball St.	74 65	106	A	Saint Joseph's	66 76
								97	A	Eastern Mich.	66 65	118	H	Western Mich.	53 51
												128	A	Akron	97 77
												128	H	Akron	81 60
												139	A	Buffalo	61 67
												157	A	Illinois	69 74
												163	H	SIUE	78 65
												165	A	Loyola Chicago	68 59
												205	A	Oakland	110 87
												213	A	Ill.-Chicago	63 66
												234	H	Indiana St.	85 65
												256	A	Northern Ill.	73 67
												256	H	Northern Ill.	95 63
												258	H	Bowling Green	76 75
												259	A	Miami (OH)	72 58
												259	H	Miami (OH)	77 54
												285	N	Rider	76 58
												314	H	Kent St.	81 61
LAST 12 Division I GAMES:															
256	A	Northern Ill.	73 67	128	H	Akron	81 60								
77	A	Ball St.	74 65	259	A	Miami (OH)	72 58								
258	H	Bowling Green	76 75	31	A	Ohio	84 86								
97	A	Eastern Mich.	66 65	256	H	Northern Ill.	95 63								
259	H	Miami (OH)	77 54	128	A	Akron	97 77								
118	H	Western Mich.	53 51	139	A	Buffalo	61 67								

Non-Div I Games:

Central Mich.

■ Loss, 
 ■ Non-Conf, S Site, 
 ■ Home 
 ■ Away 
 N Neutral

Average RPI Win:	302	WON-LOST	WINNING	LAST 10	STRENGTH OF	OPP. STRENGTH	TEAM	ADJ.	CONF.	ADJ CONF.
Average RPI Loss:	198	RECORD	PCT. RANK	GAMES	SCHEDULE	OF SCHEDULE	RPI	RPI	RPI	RPI
DIV. I ONLY	8- 14	251	3- 7	344	236	316	316	28	28	
DIV. I NON-CONF.	2- 4	234	0- 0	349	77	342	342	29	29	
TOTALS	RPI 1-25	RPI 26-50	W-L RECORDS	RPI 51-100	RPI 101-150	RPI 150+				
8- 14	0- 0	0- 0	OVERALL	0- 3	0- 1	8- 10				
5- 5	0- 0	0- 0	HOME	0- 1	0- 1	5- 3				
3- 9	0- 0	0- 0	AWAY	0- 2	0- 0	3- 7				
0- 0	0- 0	0- 0	NEUTRAL	0- 0	0- 0	0- 0				
2- 4	0- 0	0- 0	NON-CONFERENCE	0- 1	0- 0	2- 3				
2- 0	0- 0	0- 0	HOME	0- 0	0- 0	2- 0				
0- 4	0- 0	0- 0	AWAY	0- 1	0- 0	0- 3				
0- 0	0- 0	0- 0	NEUTRAL	0- 0	0- 0	0- 0				
6- 10	0- 0	0- 0	CONFERENCE	0- 2	0- 1	6- 7				
3- 5	0- 0	0- 0	HOME	0- 1	0- 1	3- 3				
3- 5	0- 0	0- 0	AWAY	0- 1	0- 0	3- 4				
0- 0	0- 0	0- 0	NEUTRAL	0- 0	0- 0	0- 0				

RPI S	Opponent	Score	RPI S	Opponent	Score	RPI S	Opponent	Score	RPI S	Opponent	Score
						93	A Virginia	65 85	123	H UNC Asheville	50 58
						98	A Liberty	40 51	197	A Radford	40 55
						98	H Liberty	49 59	197	H Radford	50 61
									202	A Gardner-Webb	55 63
									210	A Col. of Charleston	66 81
									222	A Presbyterian	37 52
									222	H Presbyterian	49 63
									247	A High Point	64 62
									248	A Clemson	36 43
									275	A Ga. Southern	51 64
									279	H Campbell	65 57
									296	A Coastal Caro.	40 61
									296	H Coastal Caro.	62 73
									308	H Western Caro.	80 59
									309	H Wofford	74 64
									311	A Winthrop	58 50
									311	H Winthrop	54 51
									324	A Longwood	63 54
									324	H Longwood	66 58
LAST 12 Division I GAMES:											
296	A	Coastal Caro.	40	61	279	H	Campbell	65	57		
197	H	Radford	50	61	197	A	Radford	40	55		
222	A	Presbyterian	37	52	296	H	Coastal Caro.	62	73		
324	H	Longwood	66	58	202	A	Gardner-Webb	55	63		
98	H	Liberty	49	59	123	H	UNC Asheville	50	58		
311	A	Winthrop	58	50	247	A	High Point	64	62		

Non-Div I Games: Paine 69 62 Columbia Int'l 67 35 Warner 73 53

Charleston So.

Loss, Non-Conf, S Site, H Home A Away N Neutral

Average RPI Win:	194	WON-LOST	WINNING	LAST 10	STRENGTH OF	OPP. STRENGTH	TEAM	ADJ.	CONF.	ADJ CONF.
Average RPI Loss:	86	RECORD	PCT. RANK	GAMES	SCHEDULE	OF SCHEDULE	RPI	RPI	RPI	RPI
DIV. I ONLY	15- 9	99	6- 4	97	133	84	84	12	12	
DIV. I NON-CONF.	7- 4	110	0- 0	67	169	74	74	10	10	
TOTALS	RPI 1-25	RPI 26-50	W-L RECORDS	RPI 51-100	RPI 101-150	RPI 150+				
15- 9	0- 0	0- 4	OVERALL	1- 2	4- 1	10- 2				
9- 2	0- 0	0- 1	HOME	1- 0	1- 0	7- 1				
5- 7	0- 0	0- 3	AWAY	0- 2	2- 1	3- 1				
1- 0	0- 0	0- 0	NEUTRAL	0- 0	1- 0	0- 0				
7- 4	0- 0	0- 3	NON-CONFERENCE	1- 1	2- 0	4- 0				
4- 1	0- 0	0- 1	HOME	1- 0	0- 0	3- 0				
2- 3	0- 0	0- 2	AWAY	0- 1	1- 0	1- 0				
1- 0	0- 0	0- 0	NEUTRAL	0- 0	1- 0	0- 0				
8- 5	0- 0	0- 1	CONFERENCE	0- 1	2- 1	6- 2				
5- 1	0- 0	0- 0	HOME	0- 0	1- 0	4- 1				
3- 4	0- 0	0- 1	AWAY	0- 1	1- 1	2- 1				
0- 0	0- 0	0- 0	NEUTRAL	0- 0	0- 0	0- 0				

RPI 1-25			RPI 26-50			RPI 51-100			Team's RPI: 84			RPI 101+			
RPI	S	Opponent	Score	RPI	S	Opponent	Score	RPI	S	Opponent	Score	RPI	S	Opponent	Score
28	H	Miami (FL)	70 77	73	A	Middle Tenn.	67 72	112	N	Mercer	72 62				
35	A	Missouri	71 88	77	H	Ball St.	72 66	140	A	UAB	57 75				
47	A	North Carolina St.	65 72	89	A	Elon	83 90	144	A	Marshall	64 61				
50	A	Western Ky.	66 77					144	H	Marshall	87 77				
								150	A	Davidson	99 88				
								153	H	Southern Miss.	80 59				
								158	A	Old Dominion	85 94				
								158	H	Old Dominion	59 71				
								176	H	Louisiana Tech	63 58				
								192	H	Fla. Atlantic	85 79				
								194	H	Robert Morris	94 73				
								210	H	Col. of Charleston	89 61				
								217	A	North Texas	82 70				
								230	A	Rice	69 58				
								274	A	Georgia St.	83 71				
								295	H	FIU	87 74				
								349	H	N.C. Central	67 52				
LAST 12 Division I GAMES:															
144	H	Marshall	87 77	50	A	Western Ky.	66 77								
217	A	North Texas	82 70	144	A	Marshall	64 61								
230	A	Rice	69 58	140	A	UAB	57 75								
158	A	Old Dominion	85 94	73	A	Middle Tenn.	67 72								
192	H	Fla. Atlantic	85 79	176	H	Louisiana Tech	63 58								
295	H	FIU	87 74	153	H	Southern Miss.	80 59								

Non-Div I Games:

Charlotte

■ Loss, 
 ■ Non-Conf, S Site, 
 ■ Home 
 ■ Away 
 N Neutral

## Chattanooga

Through Games Of Feb. 18, 2016

Average RPI Win:	201	WON-LOST	WINNING	LAST 10	STRENGTH OF	OPP. STRENGTH	TEAM	ADJ.	CONF.	ADJ CONF.
Average RPI Loss:	50	RECORD	PCT. RANK	GAMES	SCHEDULE	OF SCHEDULE	RPI	RPI	RPI	RPI
DIV. I ONLY	19- 7	56	8- 2	119	113	58	58	17	17	
DIV. I NON-CONF.	9- 5	108	0- 0	20	22	40	40	15	15	
TOTALS	RPI 1-25	RPI 26-50	W-L RECORDS	RPI 51-100	RPI 101-150	RPI 150+				
19- 7	0- 3	1- 2	OVERALL	1- 0	4- 2	13- 0				
12- 1	0- 1	1- 0	HOME	1- 0	3- 0	7- 0				
6- 6	0- 2	0- 2	AWAY	0- 0	1- 2	5- 0				
1- 0	0- 0	0- 0	NEUTRAL	0- 0	0- 0	1- 0				
9- 5	0- 3	1- 2	NON-CONFERENCE	1- 0	2- 0	5- 0				
7- 1	0- 1	1- 0	HOME	1- 0	2- 0	3- 0				
1- 4	0- 2	0- 2	AWAY	0- 0	0- 0	1- 0				
1- 0	0- 0	0- 0	NEUTRAL	0- 0	0- 0	1- 0				
10- 2	0- 0	0- 0	CONFERENCE	0- 0	2- 2	8- 0				
5- 0	0- 0	0- 0	HOME	0- 0	1- 0	4- 0				
5- 2	0- 0	0- 0	AWAY	0- 0	1- 2	4- 0				
0- 0	0- 0	0- 0	NEUTRAL	0- 0	0- 0	0- 0				

RPI 1-25				RPI 26-50				RPI 51-100				Team's RPI: 58				RPI 101+			
RPI	S	Opponent	Score	RPI	S	Opponent	Score	RPI	S	Opponent	Score	RPI	S	Opponent	Score	RPI	S	Opponent	Score
3	H	UConn	31 79	42	A	South Fla.	33 61	94	H	UT Martin	61 46	102	H	Belmont	62 53				
8	A	Stanford	30 73	43	H	Arkansas St.	55 54					112	A	Mercer	44 67				
19	A	Tennessee	57 59	44	A	Indiana	43 54					114	H	Harvard	62 58				
												124	A	Samford	43 48				
												124	H	Samford	53 30				
												145	A	ETSU	65 57				
												153	H	Southern Miss.	53 48				
												168	H	McNeese St.	68 53				
												173	N	East Carolina	72 61				
												198	H	Butler	60 49				
												219	A	Furman	56 50				
												219	H	Furman	61 46				
												257	A	UNCW	61 33				
												288	A	UNCG	74 53				
												288	H	UNCG	72 61				
												308	A	Western Caro.	65 51				
												308	H	Western Caro.	77 59				
												309	A	Wofford	53 40				
												309	H	Wofford	65 48				
LAST 12 Division I GAMES:																			
124	H	Samford	53 30	124	A	Samford	43 48												
308	A	Western Caro.	65 51	112	A	Mercer	44 67												
288	A	UNCG	74 53	288	H	UNCG	72 61												
309	H	Wofford	65 48	308	H	Western Caro.	77 59												
219	H	Furman	61 46	219	A	Furman	56 50												
145	A	ETSU	65 57	309	A	Wofford	53 40												

Non-Div I Games:

Chattanooga

■ Loss, 
■ Non-Conf, S Site, 
■ Home 
■ Away 
N Neutral



Average RPI Win:	292	WON-LOST	WINNING	LAST 10	STRENGTH OF	OPP. STRENGTH	TEAM	ADJ.	CONF.	ADJ CONF.
Average RPI Loss:	197	RECORD	PCT. RANK	GAMES	SCHEDULE	OF SCHEDULE	RPI	RPI	RPI	RPI
DIV. I ONLY	4- 21	325	2- 8	295	257	336	336	25	25	
DIV. I NON-CONF.	2- 12	311	0- 1	292	270	337	337	25	25	
TOTALS	RPI 1-25	RPI 26-50	W-L RECORDS	RPI 51-100	RPI 101-150	RPI 150+				
4- 21	0- 1	0- 1	OVERALL	0- 2	0- 1	4- 16				
3- 10	0- 0	0- 1	HOME	0- 1	0- 0	3- 8				
1- 11	0- 1	0- 0	AWAY	0- 1	0- 1	1- 8				
0- 0	0- 0	0- 0	NEUTRAL	0- 0	0- 0	0- 0				
2- 12	0- 1	0- 1	NON-CONFERENCE	0- 0	0- 1	2- 9				
1- 6	0- 0	0- 1	HOME	0- 0	0- 0	1- 5				
1- 6	0- 1	0- 0	AWAY	0- 0	0- 1	1- 4				
0- 0	0- 0	0- 0	NEUTRAL	0- 0	0- 0	0- 0				
2- 9	0- 0	0- 0	CONFERENCE	0- 2	0- 0	2- 7				
2- 4	0- 0	0- 0	HOME	0- 1	0- 0	2- 3				
0- 5	0- 0	0- 0	AWAY	0- 1	0- 0	0- 4				
0- 0	0- 0	0- 0	NEUTRAL	0- 0	0- 0	0- 0				

RPI S	Opponent	Score	RPI S	Opponent	Score	RPI S	Opponent	Score	RPI S	Opponent	Score	Team's RPI: 336
20	A DePaul	42 88	49	H Kansas St.	54 63	95	A New Mexico St.	63 76	118	A Western Mich.	56 65	
						95	H New Mexico St.	60 70	157	A Illinois	36 67	
									181	H Milwaukee	48 55	
									195	H UTRGV	56 64	
									205	H Oakland	51 74	
									213	H Ill.-Chicago	47 51	
									216	A Utah Valley	46 74	
									216	H Utah Valley	62 69	
									221	A Western Ill.	50 88	
									224	A Grand Canyon	36 74	
									245	A CSU Bakersfield	43 76	
									245	H CSU Bakersfield	61 74	
									256	H Northern Ill.	50 68	
									261	A Seattle	45 59	
									261	H Seattle	57 49	
									299	H Bradley	60 66	
									300	H UMKC	77 72	
									301	H Morehead St.	75 71	
									305	A Jackson St.	76 59	
									313	A Illinois St.	53 57	
									317	A IPFW	51 62	
LAST 12 Division I GAMES:												
216	H	Utah Valley	62	69	224	A	Grand Canyon	36	74			
95	A	New Mexico St.	63	76	95	H	New Mexico St.	60	70			
245	H	CSU Bakersfield	61	74	195	H	UTRGV	56	64			
261	H	Seattle	57	49	261	A	Seattle	45	59			
300	H	UMKC	77	72	245	A	CSU Bakersfield	43	76			
216	A	Utah Valley	46	74	181	H	Milwaukee	48	55			

Non-Div I Games:

Chicago St.

■ Loss, 
■ Non-Conf, S Site, 
■ Home 
■ Away 
N Neutral



Average RPI Win:	255	WON-LOST	WINNING	LAST 10	STRENGTH OF	OPP. STRENGTH	TEAM	ADJ.	CONF.	ADJ CONF.
Average RPI Loss:	109	RECORD	PCT. RANK	GAMES	SCHEDULE	OF SCHEDULE	RPI	RPI	RPI	RPI
DIV. I ONLY	4- 22	329	0- 10	45	110	248	248	5	5	
DIV. I NON-CONF.	4- 9	245	0- 0	118	339	251	251	5	5	
TOTALS	RPI 1-25	RPI 26-50	W-L RECORDS	RPI 51-100	RPI 101-150	RPI 150+				
4- 22	0- 5	0- 2	OVERALL	0- 4	1- 6	3- 5				
3- 11	0- 2	0- 2	HOME	0- 1	1- 3	2- 3				
1- 9	0- 3	0- 0	AWAY	0- 3	0- 2	1- 1				
0- 2	0- 0	0- 0	NEUTRAL	0- 0	0- 1	0- 1				
4- 9	0- 1	0- 0	NON-CONFERENCE	0- 2	1- 1	3- 5				
3- 4	0- 1	0- 0	HOME	0- 0	1- 0	2- 3				
1- 3	0- 0	0- 0	AWAY	0- 2	0- 0	1- 1				
0- 2	0- 0	0- 0	NEUTRAL	0- 0	0- 1	0- 1				
0- 13	0- 4	0- 2	CONFERENCE	0- 2	0- 5	0- 0				
0- 7	0- 1	0- 2	HOME	0- 1	0- 3	0- 0				
0- 6	0- 3	0- 0	AWAY	0- 1	0- 2	0- 0				
0- 0	0- 0	0- 0	NEUTRAL	0- 0	0- 0	0- 0				

RPI 1-25				RPI 26-50				RPI 51-100				RPI 101+ Team's RPI: 248			
RPI	S	Opponent	Score	RPI	S	Opponent	Score	RPI	S	Opponent	Score	RPI	S	Opponent	Score
2	H	South Carolina	41 67	28	H	Miami (FL)	49 83	57	A	Oregon	56 69	113	H	Wake Forest	45 55
13	A	Florida St.	56 75	45	H	Duke	43 72	80	A	Maine	42 75	116	A	North Carolina	56 72
13	H	Florida St.	40 85					86	A	Georgia Tech	48 77	117	H	Boston College	64 67
17	A	Syracuse	62 83					86	H	Georgia Tech	63 76	119	A	Virginia Tech	49 79
18	A	Louisville	33 75									121	H	Pittsburgh	56 59
LAST 12 Division I GAMES:															
117	H	Boston College	64 67	18	A	Louisville	33 75					123	H	UNC Asheville	67 49
86	A	Georgia Tech	48 77	86	H	Georgia Tech	63 76					139	N	Buffalo	51 61
113	H	Wake Forest	45 55	45	H	Duke	43 72					198	N	Butler	50 54
13	A	Florida St.	56 75	119	A	Virginia Tech	49 79					218	H	William & Mary	41 58
17	A	Syracuse	62 83	13	H	Florida St.	40 85					219	A	Furman	49 70
121	H	Pittsburgh	56 59	28	H	Miami (FL)	49 83					276	A	Tennessee Tech	71 53
												292	H	Florida A&M	68 77
												296	H	Coastal Caro.	47 63
												306	H	South Carolina St.	63 54
												316	H	Charleston So.	43 36

Non-Div I Games:

Clemson

■ Loss, 
■ Non-Conf, S Site, 
■ Home 
■ Away 
N Neutral

Average RPI Win:	235	WON-LOST	WINNING	LAST 10	STRENGTH OF	OPP. STRENGTH	TEAM	ADJ.	CONF.	ADJ CONF.
Average RPI Loss:	163	RECORD	PCT. RANK	GAMES	SCHEDULE	OF SCHEDULE	RPI	RPI	RPI	RPI
DIV. I ONLY	5- 18	308	1- 4	176	194	291	291	14	14	
DIV. I NON-CONF.	3- 7	248	0- 1	321	243	319	319	16	16	
TOTALS	RPI 1-25	RPI 26-50	W-L RECORDS	RPI 51-100	RPI 101-150	RPI 150+				
5- 18	0- 2	0- 0	OVERALL	0- 3	1- 3	4- 10				
4- 7	0- 1	0- 0	HOME	0- 2	1- 1	3- 3				
1- 9	0- 1	0- 0	AWAY	0- 0	0- 2	1- 6				
0- 2	0- 0	0- 0	NEUTRAL	0- 1	0- 0	0- 1				
3- 7	0- 0	0- 0	NON-CONFERENCE	0- 2	0- 2	3- 3				
2- 2	0- 0	0- 0	HOME	0- 1	0- 0	2- 1				
1- 3	0- 0	0- 0	AWAY	0- 0	0- 2	1- 1				
0- 2	0- 0	0- 0	NEUTRAL	0- 1	0- 0	0- 1				
2- 11	0- 2	0- 0	CONFERENCE	0- 1	1- 1	1- 7				
2- 5	0- 1	0- 0	HOME	0- 1	1- 1	1- 2				
0- 6	0- 1	0- 0	AWAY	0- 0	0- 0	0- 5				
0- 0	0- 0	0- 0	NEUTRAL	0- 0	0- 0	0- 0				

RPI 1-25				RPI 26-50				RPI 51-100				RPI 101+ Team's RPI: 291			
RPI	S	Opponent	Score	RPI	S	Opponent	Score	RPI	S	Opponent	Score	RPI	S	Opponent	Score
23	A	Green Bay	53 71					61	N	Saint Louis	65 76	102	A	Belmont	58 76
23	H	Green Bay	45 66					85	H	Bucknell	57 59	103	H	Youngstown St.	75 68
								91	H	Wright St.	65 93	110	A	Toledo	53 66
												146	H	Northern Ky.	51 83
												178	A	Detroit	68 82
												178	H	Detroit	60 66
												181	A	Milwaukee	58 59
												181	H	Milwaukee	46 62
												205	A	Oakland	69 79
												205	H	Oakland	88 75
												213	A	Ill.-Chicago	62 80
												242	A	Valparaiso	59 66
												258	H	Bowling Green	69 48
												288	N	UNCG	51 55
												295	H	FIU	64 57
												302	A	Niagara	72 73
												314	A	Kent St.	60 49
												323	H	Evansville	63 72
LAST 12 Division I GAMES:															
288	N	UNCG	51 55	146	H	Northern Ky.	51 83								
23	A	Green Bay	53 71	213	A	Ill.-Chicago	62 80								
181	A	Milwaukee	58 59	242	A	Valparaiso	59 66								
205	H	Oakland	88 75	103	H	Youngstown St.	75 68								
178	H	Detroit	60 66	181	H	Milwaukee	46 62								
91	H	Wright St.	65 93	23	H	Green Bay	45 66								

Non-Div I Games:

Cleveland St.

  Loss, 
  Non-Conf, 
  S Site, 
  H Home 
  A Away 
N Neutral

Average RPI Win:	273	WON-LOST	WINNING	LAST 10	STRENGTH OF	OPP. STRENGTH	TEAM	ADJ.	CONF.	ADJ CONF.
Average RPI Loss:	206	RECORD	PCT. RANK	GAMES	SCHEDULE	OF SCHEDULE	RPI	RPI	RPI	RPI
DIV. I ONLY	6- 15	278	3- 7	275	322	296	296	28	28	
DIV. I NON-CONF.	2- 4	234	0- 0	276	246	267	267	29	29	
TOTALS	RPI 1-25	RPI 26-50	W-L RECORDS	RPI 51-100	RPI 101-150	RPI 150+				
6- 15	0- 0	0- 0	OVERALL	0- 2	0- 3	6- 10				
3- 5	0- 0	0- 0	HOME	0- 1	0- 1	3- 3				
3- 7	0- 0	0- 0	AWAY	0- 0	0- 1	3- 6				
0- 3	0- 0	0- 0	NEUTRAL	0- 1	0- 1	0- 1				
2- 4	0- 0	0- 0	NON-CONFERENCE	0- 1	0- 1	2- 2				
1- 0	0- 0	0- 0	HOME	0- 0	0- 0	1- 0				
1- 1	0- 0	0- 0	AWAY	0- 0	0- 0	1- 1				
0- 3	0- 0	0- 0	NEUTRAL	0- 1	0- 1	0- 1				
4- 11	0- 0	0- 0	CONFERENCE	0- 1	0- 2	4- 8				
2- 5	0- 0	0- 0	HOME	0- 1	0- 1	2- 3				
2- 6	0- 0	0- 0	AWAY	0- 0	0- 1	2- 5				
0- 0	0- 0	0- 0	NEUTRAL	0- 0	0- 0	0- 0				

RPI S	Opponent	Score	RPI S	Opponent	Score	RPI S	Opponent	Score	RPI S	Opponent	Score	Team's RPI: 296
						67 N	Hofstra	40 82	113 N	Wake Forest	52 81	
						98 H	Liberty	63 65	123 A	UNC Asheville	69 77	
									123 H	UNC Asheville	52 63	
									197 A	Radford	45 61	
									197 H	Radford	36 49	
									202 A	Gardner-Webb	59 56	
									222 A	Presbyterian	42 66	
									240 N	Sacred Heart	62 71	
									247 A	High Point	52 53	
									247 H	High Point	79 53	
									248 A	Clemson	63 47	
									263 A	Saint Francis (PA)	74 106	
									279 A	Campbell	52 73	
									279 H	Campbell	70 83	
									309 H	Wofford	83 69	
									311 A	Winthrop	43 52	
									316 A	Charleston So.	73 62	
									316 H	Charleston So.	61 40	
									324 H	Longwood	48 56	
LAST 12 Division I GAMES:												
			316 H	Charleston So.	61 40		222 A	Presbyterian	42 66			
			311 A	Winthrop	43 52		98 H	Liberty	63 65			
			247 H	High Point	79 53		316 A	Charleston So.	73 62			
			123 A	UNC Asheville	69 77		247 A	High Point	52 53			
			197 H	Radford	36 49		324 H	Longwood	48 56			
			279 A	Campbell	52 73		202 A	Gardner-Webb	59 56			

Non-Div I Games: Allen 86 45 Warren Wilson 100 49 Mid-Atlantic Christ105 15

Coastal Caro.

Loss, Non-Conf, S Site, H Home A Away N Neutral

Average RPI Win:	245	WON-LOST	WINNING	LAST 10	STRENGTH OF	OPP. STRENGTH	TEAM	ADJ.	CONF.	ADJ CONF.
Average RPI Loss:	115	RECORD	PCT. RANK	GAMES	SCHEDULE	OF SCHEDULE	RPI	RPI	RPI	RPI
DIV. I ONLY	9- 14	237	4- 6	140	173	210	210	13	13	
DIV. I NON-CONF.	5- 6	180	0- 0	113	261	178	178	12	12	
TOTALS	RPI 1-25	RPI 26-50	W-L RECORDS	RPI 51-100	RPI 101-150	RPI 150+				
9- 14	0- 1	0- 2	OVERALL	1- 4	0- 3	8- 4				
6- 5	0- 1	0- 1	HOME	1- 1	0- 0	5- 2				
3- 9	0- 0	0- 1	AWAY	0- 3	0- 3	3- 2				
0- 0	0- 0	0- 0	NEUTRAL	0- 0	0- 0	0- 0				
5- 6	0- 1	0- 1	NON-CONFERENCE	0- 1	0- 3	5- 0				
4- 2	0- 1	0- 1	HOME	0- 0	0- 0	4- 0				
1- 4	0- 0	0- 0	AWAY	0- 1	0- 3	1- 0				
0- 0	0- 0	0- 0	NEUTRAL	0- 0	0- 0	0- 0				
4- 8	0- 0	0- 1	CONFERENCE	1- 3	0- 0	3- 4				
2- 3	0- 0	0- 0	HOME	1- 1	0- 0	1- 2				
2- 5	0- 0	0- 1	AWAY	0- 2	0- 0	2- 2				
0- 0	0- 0	0- 0	NEUTRAL	0- 0	0- 0	0- 0				

RPI 1-25				RPI 26-50				RPI 51-100				RPI 101+ Team's RPI: 210			
RPI	S	Opponent	Score	RPI	S	Opponent	Score	RPI	S	Opponent	Score	RPI	S	Opponent	Score
18	H	Louisville	67 71	37	A	James Madison	61 83	67	H	Hofstra	58 62	112	A	Mercer	58 66
				50	H	Western Ky.	44 78	84	A	Charlotte	61 89	119	A	Virginia Tech	47 81
								89	A	Elon	41 52	147	A	Boise St.	38 61
								90	A	Drexel	54 66	169	H	Northeastern	49 52
								90	H	Drexel	49 46	174	A	Delaware	55 72
												174	H	Delaware	47 63
												199	A	Weber St.	50 42
												218	A	William & Mary	55 51
												257	A	UNCW	64 53
												266	H	Appalachian St.	60 50
												269	H	Houston	55 48
												281	A	Towson	51 62
												281	H	Towson	67 55
												311	H	Winthrop	77 63
												316	H	Charleston So.	81 66
LAST 12 Division I GAMES:															
281	A	Towson	51 62	89	A	Elon	41 52								
174	A	Delaware	55 72	257	A	UNCW	64 53								
90	H	Drexel	49 46	174	H	Delaware	47 63								
169	H	Northeastern	49 52	67	H	Hofstra	58 62								
281	H	Towson	67 55	37	A	James Madison	61 83								
218	A	William & Mary	55 51	90	A	Drexel	54 66								

Non-Div I Games:

Col. of Charleston

■ Loss, 
 ■ Non-Conf, S Site, 
 ■ Home 
 ■ Away 
 N Neutral

Average RPI Win:	306	WON-LOST	WINNING	LAST 10	STRENGTH OF	OPP. STRENGTH	TEAM	ADJ.	CONF.	ADJ CONF.
Average RPI Loss:	176	RECORD	PCT. RANK	GAMES	SCHEDULE	OF SCHEDULE	RPI	RPI	RPI	RPI
DIV. I ONLY	4- 20	321	1- 9	194	262	304	304	26	26	
DIV. I NON-CONF.	2- 8	290	0- 0	122	163	256	256	28	28	
TOTALS	RPI 1-25	RPI 26-50	W-L RECORDS	RPI 51-100	RPI 101-150	RPI 150+				
4- 20	0- 2	0- 1	OVERALL	0- 5	0- 0	4- 12				
1- 11	0- 1	0- 1	HOME	0- 3	0- 0	1- 6				
3- 9	0- 1	0- 0	AWAY	0- 2	0- 0	3- 6				
0- 0	0- 0	0- 0	NEUTRAL	0- 0	0- 0	0- 0				
2- 8	0- 2	0- 1	NON-CONFERENCE	0- 1	0- 0	2- 4				
1- 4	0- 1	0- 1	HOME	0- 1	0- 0	1- 1				
1- 4	0- 1	0- 0	AWAY	0- 0	0- 0	1- 3				
0- 0	0- 0	0- 0	NEUTRAL	0- 0	0- 0	0- 0				
2- 12	0- 0	0- 0	CONFERENCE	0- 4	0- 0	2- 8				
0- 7	0- 0	0- 0	HOME	0- 2	0- 0	0- 5				
2- 5	0- 0	0- 0	AWAY	0- 2	0- 0	2- 3				
0- 0	0- 0	0- 0	NEUTRAL	0- 0	0- 0	0- 0				

RPI	S	Opponent	Score	RPI	S	Opponent	Score	RPI	S	Opponent	Score	RPI	S	Opponent	Score	Team's RPI: 304
3	H	UConn	50 94	33	H	St. Bonaventure	38 62	70	A	Army West Point	55 67	152	A	Cornell	60 73	
20	A	DePaul	46 96					70	H	Army West Point	55 78	223	H	Siena	52 50	
								85	A	Bucknell	60 79	232	A	Navy	41 51	
								85	H	Bucknell	51 71	232	H	Navy	58 62	
								99	H	Gonzaga	50 80	233	A	Binghamton	56 63	
												243	A	Holy Cross	61 70	
												243	H	Holy Cross	71 80	
												250	H	Loyola Maryland	49 65	
												265	A	American	56 64	
												265	H	American	37 49	
												273	H	Monmouth	80 86	
												314	A	Kent St.	71 76	
												326	A	LIU Brooklyn	63 53	
												328	A	Lafayette	72 59	
												347	A	Boston U.	72 63	
												347	H	Boston U.	58 71	
LAST 12 Division I GAMES:																
347	H	Boston U.	58 71	250	H	Loyola Maryland	49 65									
85	A	Bucknell	60 79	347	A	Boston U.	72 63									
70	H	Army West Point	55 78	85	H	Bucknell	51 71									
232	H	Navy	58 62	70	A	Army West Point	55 67									
243	A	Holy Cross	61 70	232	A	Navy	41 51									
265	A	American	56 64	243	H	Holy Cross	71 80									

Non-Div I Games:

Colgate

■ Loss, 
 ■ Non-Conf, S Site, 
 ■ Home 
 ■ Away 
 N Neutral

Colorado

Through Games Of Feb. 18, 2016

Average RPI Win:	195	WON-LOST	WINNING	LAST 10	STRENGTH OF	OPP. STRENGTH	TEAM	ADJ.	CONF.	ADJ CONF.
Average RPI Loss:	57	RECORD	PCT. RANK	GAMES	SCHEDULE	OF SCHEDULE	RPI	RPI	RPI	RPI
DIV. I ONLY	6- 19	298	1- 9	10	26	177	177	1	1	
DIV. I NON-CONF.	5- 6	180	0- 0	64	131	163	163	1	1	
TOTALS	RPI 1-25	RPI 26-50	W-L RECORDS	RPI 51-100	RPI 101-150	RPI 150+				
6- 19	0- 7	1- 3	OVERALL	0- 6	0- 2	5- 1				
6- 8	0- 3	1- 2	HOME	0- 3	0- 0	5- 0				
0- 11	0- 4	0- 1	AWAY	0- 3	0- 2	0- 1				
0- 0	0- 0	0- 0	NEUTRAL	0- 0	0- 0	0- 0				
5- 6	0- 2	0- 2	NON-CONFERENCE	0- 0	0- 1	5- 1				
5- 2	0- 1	0- 1	HOME	0- 0	0- 0	5- 0				
0- 4	0- 1	0- 1	AWAY	0- 0	0- 1	0- 1				
0- 0	0- 0	0- 0	NEUTRAL	0- 0	0- 0	0- 0				
1- 13	0- 5	1- 1	CONFERENCE	0- 6	0- 1	0- 0				
1- 6	0- 2	1- 1	HOME	0- 3	0- 0	0- 0				
0- 7	0- 3	0- 0	AWAY	0- 3	0- 1	0- 0				
0- 0	0- 0	0- 0	NEUTRAL	0- 0	0- 0	0- 0				

RPI S Opponent Score	RPI S Opponent Score	RPI S Opponent Score	RPI S Opponent Score
6 A Arizona St. 37 64	30 H Washington 74 76	57 A Oregon 70 77	111 A Arizona 52 63
8 A Stanford 56 71	35 H Missouri 75 79	57 H Oregon 46 59	143 A Long Beach St. 42 59
9 A Oregon St. 50 73	39 H Southern California 66 63	72 A Utah 55 71	164 H Northern Colo. 63 41
9 H Oregon St. 47 61	46 A Colorado St. 63 64	72 H Utah 68 76	222 H Presbyterian 72 60
10 H UCLA 64 82		74 H Washington St. 66 74	231 H Massachusetts 90 63
14 A Kentucky 61 86		76 A California 35 64	238 H Loyola Marymount 92 81
21 H Florida 61 83			241 A Wyoming 68 77
			277 H Northern Ariz. 90 66
LAST 12 Division I GAMES:			
57 A Oregon 70 77	9 H Oregon St. 47 61		
9 A Oregon St. 50 73	57 H Oregon 46 59		
72 H Utah 68 76	111 A Arizona 52 63		
72 A Utah 55 71	6 A Arizona St. 37 64		
39 H Southern California 66 63	8 A Stanford 56 71		
10 H UCLA 64 82	76 A California 35 64		

Non-Div I Games:

Colorado

Loss, Non-Conf, S Site, H Home A Away N Neutral



Average RPI Win:	215	WON-LOST	WINNING	LAST 10	STRENGTH OF	OPP. STRENGTH	TEAM	ADJ.	CONF.	ADJ CONF.
Average RPI Loss:	34	RECORD	PCT. RANK	GAMES	SCHEDULE	OF SCHEDULE	RPI	RPI	RPI	RPI
DIV. I ONLY	21- 1	5	10- 0	238	191	46	46	19	19	
DIV. I NON-CONF.	8- 1	23	0- 0	205	152	41	41	20	20	
TOTALS	RPI 1-25	RPI 26-50	W-L RECORDS	RPI 51-100	RPI 101-150	RPI 150+				
21- 1	1- 0	0- 1	OVERALL	0- 0	2- 0	18- 0				
11- 0	1- 0	0- 0	HOME	0- 0	1- 0	9- 0				
9- 1	0- 0	0- 1	AWAY	0- 0	1- 0	8- 0				
1- 0	0- 0	0- 0	NEUTRAL	0- 0	0- 0	1- 0				
8- 1	1- 0	0- 1	NON-CONFERENCE	0- 0	0- 0	7- 0				
4- 0	1- 0	0- 0	HOME	0- 0	0- 0	3- 0				
3- 1	0- 0	0- 1	AWAY	0- 0	0- 0	3- 0				
1- 0	0- 0	0- 0	NEUTRAL	0- 0	0- 0	1- 0				
13- 0	0- 0	0- 0	CONFERENCE	0- 0	2- 0	11- 0				
7- 0	0- 0	0- 0	HOME	0- 0	1- 0	6- 0				
6- 0	0- 0	0- 0	AWAY	0- 0	1- 0	5- 0				
0- 0	0- 0	0- 0	NEUTRAL	0- 0	0- 0	0- 0				

RPI 1-25				RPI 26-50				Team's RPI: 46	RPI 51-100				RPI 101+			
RPI	S	Opponent	Score	RPI	S	Opponent	Score		RPI	S	Opponent	Score	RPI	S	Opponent	Score
11	H	BYU	61 55	34	A	Penn	48 49						147	A	Boise St.	83 51
													147	H	Boise St.	68 64
													164	A	Northern Colo.	62 46
													177	H	Colorado	64 63
													184	A	San Jose St.	80 78
													184	H	San Jose St.	76 54
													187	A	UNLV	64 56
													187	H	UNLV	83 52
													203	A	Utah St.	69 49
													203	H	Utah St.	91 64
													215	H	Montana	75 43
													227	N	Morgan St.	54 36
													232	A	Navy	82 73
													241	H	Wyoming	63 42
													251	A	San Diego St.	60 57
													251	H	San Diego St.	70 54
													303	A	Denver	74 46
													325	H	Incarnate Word	60 37
													331	A	Nevada	64 37
													343	H	Air Force	71 47
LAST 12 Division I GAMES:																
203	H	Utah St.	91 64	184	A	San Jose St.	80 78									
187	H	UNLV	83 52	343	H	Air Force	71 47									
147	A	Boise St.	83 51	203	A	Utah St.	69 49									
331	A	Nevada	64 37	251	A	San Diego St.	60 57									
251	H	San Diego St.	70 54	184	H	San Jose St.	76 54									
241	H	Wyoming	63 42	187	A	UNLV	64 56									

Non-Div I Games: Okla. Panhandle 90 45 Western St. 84 42

Colorado St.

■ Loss, 
 ■ Non-Conf, S Site, 
 ■ Home 
 ■ Away 
 N Neutral

Average RPI Win:	272	WON-LOST	WINNING	LAST 10	STRENGTH OF	OPP. STRENGTH	TEAM	ADJ.	CONF.	ADJ CONF.
Average RPI Loss:	126	RECORD	PCT. RANK	GAMES	SCHEDULE	OF SCHEDULE	RPI	RPI	RPI	RPI
DIV. I ONLY	11- 11	170	3- 7	241	232	220	220	10	10	
DIV. I NON-CONF.	10- 4	86	3- 0	312	318	172	172	11	11	
TOTALS	RPI 1-25	RPI 26-50	W-L RECORDS	RPI 51-100	RPI 101-150	RPI 150+				
11- 11	0- 1	0- 2	OVERALL	0- 0	0- 3	11- 5				
7- 5	0- 0	0- 0	HOME	0- 0	0- 2	7- 3				
4- 5	0- 1	0- 2	AWAY	0- 0	0- 0	4- 2				
0- 1	0- 0	0- 0	NEUTRAL	0- 0	0- 1	0- 0				
10- 4	0- 1	0- 0	NON-CONFERENCE	0- 0	0- 2	10- 1				
6- 1	0- 0	0- 0	HOME	0- 0	0- 1	6- 0				
4- 2	0- 1	0- 0	AWAY	0- 0	0- 0	4- 1				
0- 1	0- 0	0- 0	NEUTRAL	0- 0	0- 1	0- 0				
1- 7	0- 0	0- 2	CONFERENCE	0- 0	0- 1	1- 4				
1- 4	0- 0	0- 0	HOME	0- 0	0- 1	1- 3				
0- 3	0- 0	0- 2	AWAY	0- 0	0- 0	0- 1				
0- 0	0- 0	0- 0	NEUTRAL	0- 0	0- 0	0- 0				

RPI 1-25			RPI 26-50			RPI 51-100			RPI 101+			Team's RPI: 220
RPI	S	Opponent	Score	RPI	S	Opponent	Score	RPI	S	Opponent	Score	
6	A	Arizona St.	49 70	34	A	Penn	51 71		110	N	Toledo	75 88
				40	A	Princeton	54 86		114	H	Harvard	66 69
									137	H	Stony Brook	71 79
									152	A	Cornell	73 84
									152	H	Cornell	59 66
									155	H	Yale	77 71
									162	A	UMBC	70 68
									201	H	Brown	63 73
									204	A	Rhode Island	56 57
									233	H	Binghamton	71 64
									236	H	Dartmouth	73 76
									250	H	Loyola Maryland	63 53
									263	H	Saint Francis (PA)	82 78
									289	H	Vermont	73 56
									310	A	Fairleigh Dickinson	87 83
									318	A	UMass Lowell	67 57
									326	A	LIU Brooklyn	84 74
									342	H	NJIT	72 52
									344	H	Wagner	67 48
LAST 12 Division I GAMES:												
40	A	Princeton	54 86	152	A	Cornell	73 84					
34	A	Penn	51 71	152	H	Cornell	59 66					
201	H	Brown	63 73	342	H	NJIT	72 52					
155	H	Yale	77 71	310	A	Fairleigh Dickinson	87 83					
114	H	Harvard	66 69	344	H	Wagner	67 48					
236	H	Dartmouth	73 76	326	A	LIU Brooklyn	84 74					

Non-Div I Games: Central Penn 102 18

Columbia

■ Loss, 
■ Non-Conf, 
■ S Site, 
■ H Home 
■ A Away 
N Neutral

Average RPI Win:	316	WON-LOST	WINNING	LAST 10	STRENGTH OF	OPP. STRENGTH	TEAM	ADJ.	CONF.	ADJ CONF.
Average RPI Loss:	165	RECORD	PCT. RANK	GAMES	SCHEDULE	OF SCHEDULE	RPI	RPI	RPI	RPI
DIV. I ONLY	9- 14	237	4- 6	299	302	272	272	31	31	
DIV. I NON-CONF.	3- 8	258	0- 0	82	112	187	187	30	30	
TOTALS	RPI 1-25	RPI 26-50	W-L RECORDS	RPI 51-100	RPI 101-150	RPI 150+				
9- 14	0- 1	0- 2	OVERALL	0- 3	0- 1	9- 7				
6- 2	0- 0	0- 0	HOME	0- 0	0- 0	6- 2				
2- 11	0- 1	0- 2	AWAY	0- 2	0- 1	2- 5				
1- 1	0- 0	0- 0	NEUTRAL	0- 1	0- 0	1- 0				
3- 8	0- 1	0- 2	NON-CONFERENCE	0- 3	0- 1	3- 1				
1- 1	0- 0	0- 0	HOME	0- 0	0- 0	1- 1				
1- 6	0- 1	0- 2	AWAY	0- 2	0- 1	1- 0				
1- 1	0- 0	0- 0	NEUTRAL	0- 1	0- 0	1- 0				
6- 6	0- 0	0- 0	CONFERENCE	0- 0	0- 0	6- 6				
5- 1	0- 0	0- 0	HOME	0- 0	0- 0	5- 1				
1- 5	0- 0	0- 0	AWAY	0- 0	0- 0	1- 5				
0- 0	0- 0	0- 0	NEUTRAL	0- 0	0- 0	0- 0				

RPI 1-25				RPI 26-50				RPI 51-100				RPI 101+ Team's RPI: 272			
RPI	S	Opponent	Score	RPI	S	Opponent	Score	RPI	S	Opponent	Score	RPI	S	Opponent	Score
17	A	Syracuse	56 88	28	A	Miami (FL)	59 78	52	N	Auburn	54 69	119	A	Virginia Tech	39 72
				36	A	West Virginia	64 96	93	A	Virginia	40 75	162	H	UMBC	61 68
								96	A	VCU	42 73	227	A	Morgan St.	51 72
												249	H	N.C. A&T	65 59
												254	A	Bethune-Cookman	56 69
												281	A	Towson	81 69
												292	A	Florida A&M	73 79
												294	H	UMES	61 54
												298	A	Savannah St.	55 57
												306	A	South Carolina St.	63 67
												327	A	Howard	83 67
												327	H	Howard	69 71
												328	N	Lafayette	64 57
												330	H	Delaware St.	84 79
												337	H	Mt. St. Mary's	66 55
												346	H	Norfolk St.	69 44
												349	H	N.C. Central	63 46
LAST 12 Division I GAMES:															
330	H	Delaware St.	84 79	349	H	N.C. Central	63 46								
327	H	Howard	69 71	249	H	N.C. A&T	65 59								
298	A	Savannah St.	55 57	292	A	Florida A&M	73 79								
306	A	South Carolina St.	63 67	254	A	Bethune-Cookman	56 69								
227	A	Morgan St.	51 72	327	A	Howard	83 67								
294	H	UMES	61 54	346	H	Norfolk St.	69 44								

Non-Div I Games: Bowie St.

63 64

Coppin St.

Average RPI Win: <b>247</b>	WON-LOST	WINNING	LAST 10	STRENGTH OF	OPP. STRENGTH	TEAM	ADJ.	CONF.	ADJ CONF.
Average RPI Loss: <b>128</b>	RECORD	PCT. RANK	GAMES	SCHEDULE	OF SCHEDULE	RPI	RPI	RPI	RPI
DIV. I ONLY	13- 9	117	6- 4	210	217	152	152	10	10
DIV. I NON-CONF.	8- 6	136	3- 1	296	295	205	205	11	11
-----									
TOTALS	RPI 1-25	RPI 26-50	W-L RECORDS	RPI 51-100	RPI 101-150	RPI 150+			
13- 9	0- 1	0- 2	OVERALL	0- 0	0- 4	13- 2			
10- 2	0- 0	0- 0	HOME	0- 0	0- 2	10- 0			
3- 7	0- 1	0- 2	AWAY	0- 0	0- 2	3- 2			
0- 0	0- 0	0- 0	NEUTRAL	0- 0	0- 0	0- 0			
8- 6	0- 1	0- 0	NON-CONFERENCE	0- 0	0- 3	8- 2			
6- 1	0- 0	0- 0	HOME	0- 0	0- 1	6- 0			
2- 5	0- 1	0- 0	AWAY	0- 0	0- 2	2- 2			
0- 0	0- 0	0- 0	NEUTRAL	0- 0	0- 0	0- 0			
5- 3	0- 0	0- 2	CONFERENCE	0- 0	0- 1	5- 0			
4- 1	0- 0	0- 0	HOME	0- 0	0- 1	4- 0			
1- 2	0- 0	0- 2	AWAY	0- 0	0- 0	1- 0			
0- 0	0- 0	0- 0	NEUTRAL	0- 0	0- 0	0- 0			

RPI 1-25				RPI 26-50				RPI 51-100				RPI 101+ Team's RPI: 152			
RPI	S	Opponent	Score	RPI	S	Opponent	Score	RPI	S	Opponent	Score	RPI	S	Opponent	Score
8	A	Stanford	38 <b>93</b>	34	A	Penn	50 <b>65</b>					114	H	Harvard	56 <b>65</b>
				40	A	Princeton	51 <b>71</b>					137	H	Stony Brook	49 <b>58</b>
												139	A	Buffalo	41 <b>59</b>
												144	A	Marshall	47 <b>73</b>
												155	H	Yale	74 63
												193	H	Fairfield	59 35
												201	H	Brown	85 70
												208	A	Hartford	50 <b>53</b>
												220	A	Columbia	66 59
												220	H	Columbia	84 73
												233	H	Binghamton	64 57
												236	H	Dartmouth	71 58
												237	A	Bryant	70 62
												263	H	Saint Francis (PA)	75 69
												281	H	Towson	88 60
												304	H	Colgate	73 60
												327	A	Howard	74 <b>76</b>
												330	H	Delaware St.	71 62
												339	A	Cal St. Fullerton	59 47
LAST 12 Division I GAMES:															
				34	A	Penn	50 <b>65</b>					220	H	Columbia	84 73
				40	A	Princeton	51 <b>71</b>					220	A	Columbia	66 59
				155	H	Yale	74 63					330	H	Delaware St.	71 62
				201	H	Brown	85 70					327	A	Howard	74 <b>76</b>
				236	H	Dartmouth	71 58					233	H	Binghamton	64 57
				114	H	Harvard	56 <b>65</b>					339	A	Cal St. Fullerton	59 47

Non-Div I Games:

Cornell

Creighton

Through Games Of Feb. 18, 2016

Average RPI Win:	175	WON-LOST	WINNING	LAST 10	STRENGTH OF	OPP. STRENGTH	TEAM	ADJ.	CONF.	ADJ CONF.
Average RPI Loss:	98	RECORD	PCT. RANK	GAMES	SCHEDULE	OF SCHEDULE	RPI	RPI	RPI	RPI
DIV. I ONLY	12- 14	192	5- 5	101	81	142	142	6	6	
DIV. I NON-CONF.	6- 6	160	0- 0	131	119	141	141	6	6	
TOTALS	RPI 1-25	RPI 26-50	W-L RECORDS	RPI 51-100	RPI 101-150	RPI 150+				
12- 14	0- 1	0- 2	OVERALL	2- 6	2- 3	8- 2				
7- 4	0- 0	0- 2	HOME	1- 2	2- 0	4- 0				
3- 9	0- 1	0- 0	AWAY	1- 4	0- 2	2- 2				
2- 1	0- 0	0- 0	NEUTRAL	0- 0	0- 1	2- 0				
6- 6	0- 0	0- 0	NON-CONFERENCE	0- 3	1- 2	5- 1				
3- 1	0- 0	0- 0	HOME	0- 1	1- 0	2- 0				
1- 4	0- 0	0- 0	AWAY	0- 2	0- 1	1- 1				
2- 1	0- 0	0- 0	NEUTRAL	0- 0	0- 1	2- 0				
6- 8	0- 1	0- 2	CONFERENCE	2- 3	1- 1	3- 1				
4- 3	0- 0	0- 2	HOME	1- 1	1- 0	2- 0				
2- 5	0- 1	0- 0	AWAY	1- 2	0- 1	1- 1				
0- 0	0- 0	0- 0	NEUTRAL	0- 0	0- 0	0- 0				

RPI 1-25				RPI 26-50				RPI 51-100				RPI 101+ Team's RPI: 142			
RPI	S	Opponent	Score	RPI	S	Opponent	Score	RPI	S	Opponent	Score	RPI	S	Opponent	Score
20	A	DePaul	63 81	38	H	Seton Hall	82 86	54	A	Villanova	65 62	107	N	Northwestern	52 75
				41	H	St. John's (NY)	55 66	54	H	Villanova	53 48	108	A	Drake	72 81
								65	H	South Dakota St.	51 53	120	H	UNI	69 61
								69	A	Nebraska	63 65	134	A	Xavier	55 57
								72	A	Utah	58 74	134	H	Xavier	74 47
								82	A	Marquette	72 79	173	N	East Carolina	91 66
								87	A	Georgetown	57 69	179	H	Marist	89 46
								87	H	Georgetown	44 57	187	N	Eastern Wash.	66 60
												198	A	Butler	52 42
												198	H	Butler	77 49
												212	A	Kansas	54 67
												252	A	Providence	59 61
												252	H	Providence	72 48
												260	A	Omaha	69 46
												293	H	Wichita St.	79 54
LAST 12 Division I GAMES:															
252	A	Providence	59 61	20	A	DePaul	63 81								
134	A	Xavier	55 57	252	H	Providence	72 48								
198	A	Butler	52 42	198	H	Butler	77 49								
87	H	Georgetown	44 57	134	H	Xavier	74 47								
54	H	Villanova	53 48	54	A	Villanova	65 62								
82	A	Marquette	72 79	87	A	Georgetown	57 69								

Non-Div I Games:

Creighton

Loss, Non-Conf, S Site, H Home A Away N Neutral

Average RPI Win: <b>237</b>	WON-LOST	WINNING	LAST 10	STRENGTH OF	OPP. STRENGTH	TEAM	ADJ.	CONF.	ADJ CONF.
Average RPI Loss: <b>154</b>	RECORD	PCT. RANK	GAMES	SCHEDULE	OF SCHEDULE	RPI	RPI	RPI	RPI
DIV. I ONLY	9- 15	246	5- 5	225	201	236	236	10	10
DIV. I NON-CONF.	5- 11	244	3- 1	307	290	305	305	11	11
TOTALS	RPI 1-25	RPI 26-50	W-L RECORDS	RPI 51-100	RPI 101-150	RPI 150+			
9- 15	0- 1	0- 2	OVERALL	0- 2	1- 2	8- 8			
2- 8	0- 0	0- 2	HOME	0- 1	0- 1	2- 4			
7- 5	0- 1	0- 0	AWAY	0- 1	1- 0	6- 3			
0- 2	0- 0	0- 0	NEUTRAL	0- 0	0- 1	0- 1			
5- 11	0- 1	0- 0	NON-CONFERENCE	0- 2	0- 1	5- 7			
2- 5	0- 0	0- 0	HOME	0- 1	0- 0	2- 4			
3- 4	0- 1	0- 0	AWAY	0- 1	0- 0	3- 2			
0- 2	0- 0	0- 0	NEUTRAL	0- 0	0- 1	0- 1			
4- 4	0- 0	0- 2	CONFERENCE	0- 0	1- 1	3- 1			
0- 3	0- 0	0- 2	HOME	0- 0	0- 1	0- 0			
4- 1	0- 0	0- 0	AWAY	0- 0	1- 0	3- 1			
0- 0	0- 0	0- 0	NEUTRAL	0- 0	0- 0	0- 0			

RPI 1-25				RPI 26-50				RPI 51-100				RPI 101+ Team's RPI: 236			
RPI	S	Opponent	Score	RPI	S	Opponent	Score	RPI	S	Opponent	Score	RPI	S	Opponent	Score
18	A	Louisville	52 <b>94</b>	34	H	Penn	41 <b>56</b>	80	H	Maine	41 <b>59</b>	114	A	Harvard	70 64
				40	H	Princeton	48 <b>85</b>	90	A	Drexel	53 <b>69</b>	114	H	Harvard	43 <b>56</b>
												148	N	Jacksonville	44 <b>51</b>
												152	A	Cornell	58 <b>71</b>
												155	A	Yale	68 63
												168	N	McNeese St.	56 <b>78</b>
												201	A	Brown	63 50
												204	H	Rhode Island	41 <b>57</b>
												205	A	Oakland	60 <b>78</b>
												208	A	Hartford	43 36
												220	A	Columbia	76 73
												239	H	New Hampshire	57 <b>61</b>
												243	A	Holy Cross	60 54
												265	H	American	41 <b>45</b>
												267	A	Central Conn. St.	55 <b>59</b>
												289	H	Vermont	54 <b>56</b>
												302	H	Niagara	60 47
												342	A	NJIT	46 39
												347	H	Boston U.	72 52
LAST 12 Division I GAMES:															
201	A	Brown	63 50	114	A	Harvard	70 64								
155	A	Yale	68 63	114	H	Harvard	43 <b>56</b>								
34	H	Penn	41 <b>56</b>	342	A	NJIT	46 39								
40	H	Princeton	48 <b>85</b>	267	A	Central Conn. St.	55 <b>59</b>								
152	A	Cornell	58 <b>71</b>	243	A	Holy Cross	60 54								
220	A	Columbia	76 73	302	H	Niagara	60 47								

Non-Div I Games:

Dartmouth

■ Loss, 
■ Non-Conf, S Site, 
■ Home 
■ Away 
N Neutral

## Davidson

Through Games Of Feb. 18, 2016

Average RPI Win:	229	WON-LOST	WINNING	LAST 10	STRENGTH OF	OPP. STRENGTH	TEAM	ADJ.	CONF.	ADJ CONF.
Average RPI Loss:	86	RECORD	PCT. RANK	GAMES	SCHEDULE	OF SCHEDULE	RPI	RPI	RPI	RPI
DIV. I ONLY	11- 15	219	4- 6	93	115	150	150	7	7	
DIV. I NON-CONF.	6- 7	176	0- 0	212	146	185	185	8	8	
TOTALS	RPI 1-25	RPI 26-50	W-L RECORDS	RPI 51-100	RPI 101-150	RPI 150+				
11- 15	0- 1	0- 5	OVERALL	1- 4	0- 2	10- 3				
4- 7	0- 1	0- 3	HOME	0- 2	0- 1	4- 0				
6- 8	0- 0	0- 2	AWAY	1- 2	0- 1	5- 3				
1- 0	0- 0	0- 0	NEUTRAL	0- 0	0- 0	1- 0				
6- 7	0- 0	0- 3	NON-CONFERENCE	0- 1	0- 2	6- 1				
2- 3	0- 0	0- 1	HOME	0- 1	0- 1	2- 0				
3- 4	0- 0	0- 2	AWAY	0- 0	0- 1	3- 1				
1- 0	0- 0	0- 0	NEUTRAL	0- 0	0- 0	1- 0				
5- 8	0- 1	0- 2	CONFERENCE	1- 3	0- 0	4- 2				
2- 4	0- 1	0- 2	HOME	0- 1	0- 0	2- 0				
3- 4	0- 0	0- 0	AWAY	1- 2	0- 0	2- 2				
0- 0	0- 0	0- 0	NEUTRAL	0- 0	0- 0	0- 0				

RPI S	Opponent	Score	RPI S	Opponent	Score	RPI S	Opponent	Score	RPI S	Opponent	Score	Team's RPI: 150
22	H Duquesne	62 77	26	H Michigan St.	44 73	60	A Dayton	66 77	113	A Wake Forest	58 77	
			29	H George Washington	60 79	61	A Saint Louis	51 88	145	H ETSU	58 65	
			33	H St. Bonaventure	47 59	61	H Saint Louis	50 79	166	H George Mason	68 63	
			37	A James Madison	45 87	84	H Charlotte	88 99	175	A Fordham	40 51	
			47	A North Carolina St.	42 58	96	A VCU	56 50	175	H Fordham	69 51	
									197	A Radford	68 79	
									204	A Rhode Island	62 78	
									206	A Richmond	67 59	
									219	A Furman	69 51	
									247	A High Point	62 60	
									257	A UNCW	77 50	
									258	N Bowling Green	60 56	
									278	A La Salle	66 58	
									306	H South Carolina St.	63 51	
									308	H Western Caro.	64 51	
LAST 12 Division I GAMES:												
61	A Saint Louis	51 88	204	A Rhode Island	62 78							
206	A Richmond	67 59	175	H Fordham	69 51							
22	H Duquesne	62 77	96	A VCU	56 50							
166	H George Mason	68 63	33	H St. Bonaventure	47 59							
60	A Dayton	66 77	61	H Saint Louis	50 79							
29	H George Washington	60 79	278	A La Salle	66 58							

Non-Div I Games:

Davidson

■ Loss, 
 ■ Non-Conf, 
 S Site, 
 ■ Home 
 ■ Away 
 N Neutral

Average RPI Win:	135	WON-LOST	WINNING	LAST 10	STRENGTH OF	OPP. STRENGTH	TEAM	ADJ.	CONF.	ADJ CONF.
Average RPI Loss:	63	RECORD	PCT. RANK	GAMES	SCHEDULE	OF SCHEDULE	RPI	RPI	RPI	RPI
DIV. I ONLY	13- 11	146	5- 5	15	62	60	60	7	7	
DIV. I NON-CONF.	7- 4	110	0- 0	9	8	21	21	8	8	
TOTALS	RPI 1-25	RPI 26-50	W-L RECORDS	RPI 51-100	RPI 101-150	RPI 150+				
13- 11	1- 3	1- 3	OVERALL	2- 4	3- 0	6- 1				
6- 4	0- 0	1- 2	HOME	1- 2	1- 0	3- 0				
5- 6	0- 2	0- 1	AWAY	0- 2	2- 0	3- 1				
2- 1	1- 1	0- 0	NEUTRAL	1- 0	0- 0	0- 0				
7- 4	1- 2	1- 0	NON-CONFERENCE	2- 2	1- 0	2- 0				
4- 1	0- 0	1- 0	HOME	1- 1	0- 0	2- 0				
1- 2	0- 1	0- 0	AWAY	0- 1	1- 0	0- 0				
2- 1	1- 1	0- 0	NEUTRAL	1- 0	0- 0	0- 0				
6- 7	0- 1	0- 3	CONFERENCE	0- 2	2- 0	4- 1				
2- 3	0- 0	0- 2	HOME	0- 1	1- 0	1- 0				
4- 4	0- 1	0- 1	AWAY	0- 1	1- 0	3- 1				
0- 0	0- 0	0- 0	NEUTRAL	0- 0	0- 0	0- 0				

RPI 1-25				RPI 26-50				RPI 51-100 Team's RPI: 60				RPI 101+			
RPI	S	Opponent	Score	RPI	S	Opponent	Score	RPI	S	Opponent	Score	RPI	S	Opponent	Score
8	N	Stanford	66 74	29	A	George Washington	62 72	61	A	Saint Louis	56 70	106	A	Saint Joseph's	71 61
18	N	Louisville	79 66	29	H	George Washington	61 62	64	A	Purdue	58 61	110	A	Toledo	83 57
22	A	Duquesne	58 89	33	H	St. Bonaventure	54 59	75	H	Vanderbilt	81 56	150	H	Davidson	77 66
23	A	Green Bay	52 68	40	H	Princeton	85 81	80	N	Maine	58 37	155	H	Yale	81 75
								96	H	VCU	72 74	166	H	George Mason	81 58
								99	H	Gonzaga	47 57	171	H	Wisconsin	87 64
												204	A	Rhode Island	67 53
												206	A	Richmond	60 48
												231	A	Massachusetts	69 76
												278	A	La Salle	67 51
LAST 12 Division I GAMES:															
231	A	Massachusetts	69 76	106	A	Saint Joseph's	71 61	33	H	St. Bonaventure	54 59	61	A	Saint Louis	56 70
29	A	George Washington	62 72	96	H	VCU	72 74	29	H	George Washington	61 62	206	A	Richmond	60 48
166	H	George Mason	81 58												
204	A	Rhode Island	67 53												
150	H	Davidson	77 66												
278	A	La Salle	67 51												

Non-Div I Games:

Dayton



Average RPI Win: <b>132</b>	WON-LOST	WINNING	LAST 10	STRENGTH OF	OPP. STRENGTH	TEAM	ADJ.	CONF.	ADJ CONF.
Average RPI Loss: <b>47</b>	RECORD	PCT. RANK	GAMES	SCHEDULE	OF SCHEDULE	RPI	RPI	RPI	RPI
DIV. I ONLY	21- 7	48	5- 2	13	66	20	20	6	6
DIV. I NON-CONF.	8- 5	120	0- 1	13	39	46	46	6	6
-----									
TOTALS	RPI 1-25	RPI 26-50	W-L RECORDS	RPI 51-100	RPI 101-150	RPI 150+			
21- 7	1- 3	5- 1	OVERALL	4- 2	5- 0	6- 1			
13- 4	0- 1	3- 1	HOME	2- 1	3- 0	5- 1			
8- 3	1- 2	2- 0	AWAY	2- 1	2- 0	1- 0			
0- 0	0- 0	0- 0	NEUTRAL	0- 0	0- 0	0- 0			
8- 5	1- 3	2- 0	NON-CONFERENCE	0- 1	2- 0	3- 1			
6- 2	0- 1	2- 0	HOME	0- 0	1- 0	3- 1			
2- 3	1- 2	0- 0	AWAY	0- 1	1- 0	0- 0			
0- 0	0- 0	0- 0	NEUTRAL	0- 0	0- 0	0- 0			
13- 2	0- 0	3- 1	CONFERENCE	4- 1	3- 0	3- 0			
7- 2	0- 0	1- 1	HOME	2- 1	2- 0	2- 0			
6- 0	0- 0	2- 0	AWAY	2- 0	1- 0	1- 0			
0- 0	0- 0	0- 0	NEUTRAL	0- 0	0- 0	0- 0			

RPI 1-25				RPI 26-50				RPI 51-100				RPI 101+			
RPI	S	Opponent	Score	RPI	S	Opponent	Score	RPI	S	Opponent	Score	RPI	S	Opponent	Score
1	A	Notre Dame	90 <b>95</b>	33	H	St. Bonaventure	77 54	54	A	Villanova	75 47	107	A	Northwestern	77 64
3	H	UConn	70 <b>86</b>	38	A	Seton Hall	86 74	54	H	Villanova	60 <b>64</b>	134	A	Xavier	70 53
4	A	Baylor	72 <b>86</b>	38	H	Seton Hall	74 <b>83</b>	65	A	South Dakota St.	79 <b>88</b>	134	H	Xavier	82 52
15	A	Texas A&M	80 66	41	A	St. John's (NY)	71 61	82	H	Marquette	91 86	141	H	Southern Ill.	105 61
				41	H	St. John's (NY)	77 71	87	A	Georgetown	80 66	142	H	Creighton	81 63
				44	H	Indiana	84 69	87	H	Georgetown	75 53	165	H	Loyola Chicago	75 <b>88</b>
												198	A	Butler	61 54
												198	H	Butler	102 63
												252	H	Providence	96 50
												304	H	Colgate	96 46
												313	H	Illinois St.	89 41
												336	H	Chicago St.	88 42
LAST 12 Division I GAMES:															
4	A	Baylor	72 <b>86</b>	38	H	Seton Hall	74 <b>83</b>								
198	H	Butler	102 63	252	H	Providence	96 50								
134	H	Xavier	82 52	142	H	Creighton	81 63								
87	A	Georgetown	80 66	134	A	Xavier	70 53								
54	A	Villanova	75 47	198	A	Butler	61 54								
41	H	St. John's (NY)	77 71	54	H	Villanova	60 <b>64</b>								

Non-Div I Games:

DePaul

Delaware

Through Games Of Feb. 18, 2016

Average RPI Win:	240	WON-LOST	WINNING	LAST 10	STRENGTH OF	OPP. STRENGTH	TEAM	ADJ.	CONF.	ADJ CONF.
Average RPI Loss:	114	RECORD	PCT. RANK	GAMES	SCHEDULE	OF SCHEDULE	RPI	RPI	RPI	RPI
DIV. I ONLY	13- 11	146	6- 4	253	147	174	174	13	13	
DIV. I NON-CONF.	5- 6	180	0- 0	303	188	228	228	12	12	
TOTALS	RPI 1-25	RPI 26-50	W-L RECORDS	RPI 51-100	RPI 101-150	RPI 150+				
13- 11	0- 0	0- 1	OVERALL	0- 6	0- 0	13- 4				
7- 3	0- 0	0- 0	HOME	0- 2	0- 0	7- 1				
5- 7	0- 0	0- 1	AWAY	0- 4	0- 0	5- 2				
1- 1	0- 0	0- 0	NEUTRAL	0- 0	0- 0	1- 1				
5- 6	0- 0	0- 0	NON-CONFERENCE	0- 2	0- 0	5- 4				
2- 1	0- 0	0- 0	HOME	0- 0	0- 0	2- 1				
2- 4	0- 0	0- 0	AWAY	0- 2	0- 0	2- 2				
1- 1	0- 0	0- 0	NEUTRAL	0- 0	0- 0	1- 1				
8- 5	0- 0	0- 1	CONFERENCE	0- 4	0- 0	8- 0				
5- 2	0- 0	0- 0	HOME	0- 2	0- 0	5- 0				
3- 3	0- 0	0- 1	AWAY	0- 2	0- 0	3- 0				
0- 0	0- 0	0- 0	NEUTRAL	0- 0	0- 0	0- 0				

RPI S	Opponent	Score	RPI S	Opponent	Score	RPI S	Opponent	Score	RPI S	Opponent	Score	Team's RPI: 174
37	A James Madison	55 75	67	A Hofstra	49 58	166	A George Mason	83 90				
			85	A Bucknell	51 80	169	H Northeastern	59 52				
			87	A Georgetown	50 61	171	N Wisconsin	52 54				
			89	H Elon	64 66	173	H East Carolina	58 68				
			90	A Drexel	43 47	175	A Fordham	55 48				
			90	H Drexel	53 54	179	A Marist	56 50				
						194	A Robert Morris	50 53				
						210	A Col. of Charleston	63 47				
						210	H Col. of Charleston	72 55				
						218	A William & Mary	69 53				
						218	H William & Mary	67 63				
						257	H UNCW	67 59				
						281	A Towson	66 62				
						281	H Towson	69 64				
						289	H Vermont	71 60				
						307	N North Dakota St.	62 50				
						328	H Lafayette	67 47				
LAST 12 Division I GAMES:												
218	A William & Mary	69 53	218	H William & Mary	67 63							
210	H Col. of Charleston	72 55	90	H Drexel	53 54							
89	H Elon	64 66	281	H Towson	69 64							
281	A Towson	66 62	210	A Col. of Charleston	63 47							
90	A Drexel	43 47	169	H Northeastern	59 52							
37	A James Madison	55 75	257	H UNCW	67 59							

Non-Div I Games:

Delaware

Loss, Non-Conf, S Site, H Home A Away N Neutral

Average RPI Win:	316	WON-LOST	WINNING	LAST 10	STRENGTH OF	OPP. STRENGTH	TEAM	ADJ.	CONF.	ADJ CONF.
Average RPI Loss:	205	RECORD	PCT. RANK	GAMES	SCHEDULE	OF SCHEDULE	RPI	RPI	RPI	RPI
DIV. I ONLY	7- 17	276	4- 6	316	334	330	330	31	31	
DIV. I NON-CONF.	3- 10	277	0- 1	247	263	310	310	30	30	
TOTALS	RPI 1-25	RPI 26-50	W-L RECORDS	RPI 51-100	RPI 101-150	RPI 150+				
7- 17	0- 0	0- 1	OVERALL	0- 2	0- 1	7- 13				
5- 6	0- 0	0- 0	HOME	0- 1	0- 0	5- 5				
1- 11	0- 0	0- 1	AWAY	0- 1	0- 1	1- 8				
1- 0	0- 0	0- 0	NEUTRAL	0- 0	0- 0	1- 0				
3- 10	0- 0	0- 1	NON-CONFERENCE	0- 2	0- 1	3- 6				
2- 4	0- 0	0- 0	HOME	0- 1	0- 0	2- 3				
0- 6	0- 0	0- 1	AWAY	0- 1	0- 1	0- 3				
1- 0	0- 0	0- 0	NEUTRAL	0- 0	0- 0	1- 0				
4- 7	0- 0	0- 0	CONFERENCE	0- 0	0- 0	4- 7				
3- 2	0- 0	0- 0	HOME	0- 0	0- 0	3- 2				
1- 5	0- 0	0- 0	AWAY	0- 0	0- 0	1- 5				
0- 0	0- 0	0- 0	NEUTRAL	0- 0	0- 0	0- 0				

RPI 1-25				RPI 26-50				RPI 51-100				RPI 101+ Team's RPI: 330			
RPI	S	Opponent	Score	RPI	S	Opponent	Score	RPI	S	Opponent	Score	RPI	S	Opponent	Score
				36	A	West Virginia	34 77	67	H	Hofstra	49 66	121	A	Pittsburgh	43 77
								68	A	Temple	59 100	152	A	Cornell	62 71
												175	A	Fordham	58 74
												192	A	Fla. Atlantic	55 83
												218	H	William & Mary	59 65
												225	H	Lehigh	49 83
												227	A	Morgan St.	49 56
												249	H	N.C. A&T	64 84
												254	A	Bethune-Cookman	35 66
												266	N	Appalachian St.	76 69
												272	A	Coppin St.	79 84
												292	A	Florida A&M	56 86
												294	H	UMES	61 70
												298	A	Savannah St.	67 59
												306	A	South Carolina St.	48 61
												306	H	South Carolina St.	79 61
												324	H	Longwood	88 63
												327	H	Howard	87 86
												337	H	Mt. St. Mary's	41 54
												344	H	Wagner	66 44
												349	H	N.C. Central	66 56
LAST 12 Division I GAMES:															
				272	A	Coppin St.	79 84	349	H	N.C. Central	66 56				
				294	H	UMES	61 70	298	A	Savannah St.	67 59				
				292	A	Florida A&M	56 86	306	A	South Carolina St.	48 61				
				254	A	Bethune-Cookman	35 66	327	H	Howard	87 86				
				306	H	South Carolina St.	79 61	227	A	Morgan St.	49 56				
				249	H	N.C. A&T	64 84	152	A	Cornell	62 71				

Non-Div I Games:

Delaware St.

■ Loss, 
 ■ Non-Conf, 
 ■ S Site, 
 ■ H Home 
 ■ A Away 
 N Neutral

RPI 1-25				RPI 26-50				RPI 51-100				RPI 101+				Team's RPI: 303	
RPI	S	Opponent	Score	RPI	S	Opponent	Score	RPI	S	Opponent	Score	RPI	S	Opponent	Score		
1	N	Notre Dame	52 94	46	H	Colorado St.	46 74	65	A	South Dakota St.	52 80	125	A	IUPUI	75 81		
								65	H	South Dakota St.	39 76	125	H	IUPUI	54 67		
								78	A	South Dakota	60 85	143	H	Long Beach St.	41 48		
								78	H	South Dakota	33 79	156	A	Oral Roberts	33 65		
												156	H	Oral Roberts	56 59		
												164	H	Northern Colo.	51 60		
												176	N	Louisiana Tech	53 58		
												181	A	Milwaukee	56 49		
												199	H	Weber St.	49 61		
												213	H	Ill.-Chicago	46 56		
												221	A	Western Ill.	60 63		
												221	H	Western Ill.	69 80		
												241	H	Wyoming	64 75		
												260	A	Omaha	55 67		
												261	A	Seattle	51 59		
												268	A	Pepperdine	60 64		
												300	A	UMKC	58 68		
												307	H	North Dakota St.	64 53		
												317	A	IPFW	49 61		
												317	H	IPFW	53 50		
												343	A	Air Force	57 48		
LAST 12 Division I GAMES:																	
				65	A	South Dakota St.	52 80	125	A	IUPUI	75 81						
				125	H	IUPUI	54 67	156	A	Oral Roberts	33 65						
				221	H	Western Ill.	69 80	260	A	Omaha	55 67						
				156	H	Oral Roberts	56 59	221	A	Western Ill.	60 63						
				78	H	South Dakota	33 79	317	H	IPFW	53 50						
				317	A	IPFW	49 61	307	H	North Dakota St.	64 53						

Denver

Page 68

Average RPI Win:	231	WON-LOST	WINNING	LAST 10	STRENGTH OF	OPP. STRENGTH	TEAM	ADJ.	CONF.	ADJ CONF.
Average RPI Loss:	110	RECORD	PCT. RANK	GAMES	SCHEDULE	OF SCHEDULE	RPI	RPI	RPI	RPI
DIV. I ONLY	11- 13	195	5- 5	145	126	178	178	14	14	
DIV. I NON-CONF.	3- 7	248	0- 0	169	72	261	261	16	16	
TOTALS	RPI 1-25	RPI 26-50	W-L RECORDS	RPI 51-100	RPI 101-150	RPI 150+				
11- 13	0- 2	0- 2	OVERALL	0- 3	2- 3	9- 3				
6- 7	0- 0	0- 0	HOME	0- 3	1- 1	5- 3				
5- 6	0- 2	0- 2	AWAY	0- 0	1- 2	4- 0				
0- 0	0- 0	0- 0	NEUTRAL	0- 0	0- 0	0- 0				
3- 7	0- 1	0- 2	NON-CONFERENCE	0- 2	0- 1	3- 1				
3- 3	0- 0	0- 0	HOME	0- 2	0- 0	3- 1				
0- 4	0- 1	0- 2	AWAY	0- 0	0- 1	0- 0				
0- 0	0- 0	0- 0	NEUTRAL	0- 0	0- 0	0- 0				
8- 6	0- 1	0- 0	CONFERENCE	0- 1	2- 2	6- 2				
3- 4	0- 0	0- 0	HOME	0- 1	1- 1	2- 2				
5- 2	0- 1	0- 0	AWAY	0- 0	1- 1	4- 0				
0- 0	0- 0	0- 0	NEUTRAL	0- 0	0- 0	0- 0				

RPI S	Opponent	Score	RPI S	Opponent	Score	RPI S	Opponent	Score	RPI S	Opponent	Score	Team's RPI: 178
12	A Maryland	41 97	26	A Michigan St.	42 81	66	H Michigan	61 88	103	A Youngstown St.	69 68	
23	A Green Bay	36 58	33	A St. Bonaventure	73 84	91	H Wright St.	71 89	103	H Youngstown St.	70 72	
						97	H Eastern Mich.	68 85	118	A Western Mich.	66 70	
									146	A Northern Ky.	60 81	
									146	H Northern Ky.	66 65	
									181	A Milwaukee	89 79	
									205	H Oakland	73 79	
									209	H Cincinnati	77 68	
									213	A Ill.-Chicago	89 80	
									213	H Ill.-Chicago	51 65	
									242	A Valparaiso	72 66	
									242	H Valparaiso	85 65	
									291	A Cleveland St.	66 60	
									291	H Cleveland St.	82 68	
									299	H Bradley	67 75	
									302	H Niagara	80 75	
									317	H IPFW	64 63	
LAST 12 Division I GAMES:												
146	A Northern Ky.	60 81	181	A Milwaukee	89 79							
242	H Valparaiso	85 65	205	H Oakland	73 79							
213	H Ill.-Chicago	51 65	146	H Northern Ky.	66 65							
103	A Youngstown St.	69 68	91	H Wright St.	71 89							
291	A Cleveland St.	66 60	213	A Ill.-Chicago	89 80							
23	A Green Bay	36 58	242	A Valparaiso	72 66							

Non-Div I Games: Salem Int'l 81 50

Detroit

Loss, Non-Conf, S Site, H Home A Away N Neutral

## Drake

Through Games Of Feb. 18, 2016

Average RPI Win: <b>208</b>	WON-LOST	WINNING	LAST 10	STRENGTH OF	OPP. STRENGTH	TEAM	ADJ.	CONF.	ADJ CONF.
Average RPI Loss: <b>130</b>	RECORD	PCT. RANK	GAMES	SCHEDULE	OF SCHEDULE	RPI	RPI	RPI	RPI
DIV. I ONLY	16- 7	69	8- 2	209	154	108	108	21	21
DIV. I NON-CONF.	6- 4	125	0- 0	109	56	93	93	17	17
TOTALS	RPI 1-25	RPI 26-50	W-L RECORDS	RPI 51-100	RPI 101-150	RPI 150+			
16- 7	0- 1	0- 0	OVERALL	3- 2	2- 2	11- 2			
8- 3	0- 1	0- 0	HOME	2- 0	2- 2	4- 0			
7- 4	0- 0	0- 0	AWAY	1- 2	0- 0	6- 2			
1- 0	0- 0	0- 0	NEUTRAL	0- 0	0- 0	1- 0			
6- 4	0- 1	0- 0	NON-CONFERENCE	1- 2	2- 0	3- 1			
3- 1	0- 1	0- 0	HOME	1- 0	2- 0	0- 0			
2- 3	0- 0	0- 0	AWAY	0- 2	0- 0	2- 1			
1- 0	0- 0	0- 0	NEUTRAL	0- 0	0- 0	1- 0			
10- 3	0- 0	0- 0	CONFERENCE	2- 0	0- 2	8- 1			
5- 2	0- 0	0- 0	HOME	1- 0	0- 2	4- 0			
5- 1	0- 0	0- 0	AWAY	1- 0	0- 0	4- 1			
0- 0	0- 0	0- 0	NEUTRAL	0- 0	0- 0	0- 0			

RPI 1-25				RPI 26-50				RPI 51-100				RPI 101+ Team's RPI: 108			
RPI	S	Opponent	Score	RPI	S	Opponent	Score	RPI	S	Opponent	Score	RPI	S	Opponent	Score
23	H	Green Bay	61 <b>86</b>					55	A	Iowa	76 <b>89</b>	120	H	UNI	73 <b>79</b>
								78	A	South Dakota	87 <b>92</b>	129	H	North Dakota	73 63
								88	A	Missouri St.	82 75	141	H	Southern Ill.	67 <b>77</b>
								88	H	Missouri St.	95 72	142	H	Creighton	81 72
								100	H	Iowa St.	74 70	165	A	Loyola Chicago	81 65
												171	A	Wisconsin	89 70
												187	A	UNLV	76 68
												190	N	Tulsa	91 80
												234	A	Indiana St.	53 <b>68</b>
												234	H	Indiana St.	80 55
												256	A	Northern Ill.	73 <b>87</b>
												293	A	Wichita St.	87 56
												293	H	Wichita St.	81 59
												299	A	Bradley	76 64
												313	A	Illinois St.	98 58
												313	H	Illinois St.	76 41
												323	H	Evansville	94 52
LAST 12 Division I GAMES:															
234	A	Indiana St.	53 <b>68</b>	120	H	UNI	73 <b>79</b>								
313	A	Illinois St.	98 58	313	H	Illinois St.	76 41								
88	H	Missouri St.	95 72	234	H	Indiana St.	80 55								
293	H	Wichita St.	81 59	293	A	Wichita St.	87 56								
165	A	Loyola Chicago	81 65	88	A	Missouri St.	82 75								
299	A	Bradley	76 64	323	H	Evansville	94 52								

Non-Div I Games: William Penn 100 61

Drake

■ Loss, 
 ■ Non-Conf, S Site, 
 ■ Home 
 ■ Away 
 N Neutral

Average RPI Win: <b>165</b>	WON-LOST	WINNING	LAST 10	STRENGTH OF	OPP. STRENGTH	TEAM	ADJ.	CONF.	ADJ CONF.
Average RPI Loss: <b>91</b>	RECORD	PCT. RANK	GAMES	SCHEDULE	OF SCHEDULE	RPI	RPI	RPI	RPI
DIV. I ONLY	<b>13- 11</b>	<b>146</b>	<b>7- 3</b>	<b>57</b>	<b>101</b>	<b>90</b>	<b>90</b>	<b>13</b>	<b>13</b>
DIV. I NON-CONF.	<b>4- 7</b>	<b>222</b>	<b>0- 0</b>	<b>15</b>	<b>53</b>	<b>118</b>	<b>118</b>	<b>12</b>	<b>12</b>
TOTALS	RPI 1-25	RPI 26-50	W-L RECORDS	RPI 51-100	RPI 101-150	RPI 150+			
13- 11	0- 1	1- 4	OVERALL	2- 2	1- 1	9- 3			
8- 3	0- 0	1- 1	HOME	2- 1	1- 0	4- 1			
5- 6	0- 1	0- 3	AWAY	0- 0	0- 1	5- 1			
0- 2	0- 0	0- 0	NEUTRAL	0- 1	0- 0	0- 1			
4- 7	0- 1	1- 2	NON-CONFERENCE	0- 2	1- 1	2- 1			
3- 1	0- 0	1- 0	HOME	0- 1	1- 0	1- 0			
1- 4	0- 1	0- 2	AWAY	0- 0	0- 1	1- 0			
0- 2	0- 0	0- 0	NEUTRAL	0- 1	0- 0	0- 1			
9- 4	0- 0	0- 2	CONFERENCE	2- 0	0- 0	7- 2			
5- 2	0- 0	0- 1	HOME	2- 0	0- 0	3- 1			
4- 2	0- 0	0- 1	AWAY	0- 0	0- 0	4- 1			
0- 0	0- 0	0- 0	NEUTRAL	0- 0	0- 0	0- 0			

RPI 1-25				RPI 26-50				RPI 51-100 Team's RPI: 90				RPI 101+			
RPI	S	Opponent	Score	RPI	S	Opponent	Score	RPI	S	Opponent	Score	RPI	S	Opponent	Score
17	A	Syracuse	62 <b>83</b>	33	H	St. Bonaventure	58 46	54	N	Villanova	55 <b>67</b>	105	H	Quinnipiac	62 49
				34	A	Penn	67 <b>72</b>	67	H	Hofstra	67 64	106	A	Saint Joseph's	46 <b>53</b>
				37	A	James Madison	56 <b>67</b>	75	H	Vanderbilt	64 <b>74</b>	151	A	Hampton	57 36
				37	H	James Madison	55 <b>59</b>	89	H	Elon	74 31	169	A	Northeastern	53 49
				42	A	South Fla.	58 <b>73</b>					169	H	Northeastern	65 <b>73</b>
LAST 12 Division I GAMES:															
257	H	UNCW	66 60	169	A	Northeastern	53 49	210	A	Col. of Charleston	46 <b>49</b>	210	H	Col. of Charleston	66 54
37	H	James Madison	55 <b>59</b>	174	A	Delaware	54 53	215	N	Montana	50 <b>58</b>	218	A	William & Mary	67 50
257	A	UNCW	71 57	89	H	Elon	74 31	236	H	Dartmouth	69 53	257	A	UNCW	71 57
174	H	Delaware	47 43	37	A	James Madison	56 <b>67</b>	257	H	UNCW	66 60				
67	H	Hofstra	67 64	218	A	William & Mary	67 50								
				169	H	Northeastern	65 <b>73</b>								

Non-Div I Games:

Drexel

■ Loss, 
 ■ Non-Conf, S Site, 
 ■ Home 
 ■ Away 
 N Neutral

Average RPI Win:	154	WON-LOST	WINNING	LAST 10	STRENGTH OF	OPP. STRENGTH	TEAM	ADJ.	CONF.	ADJ CONF.
Average RPI Loss:	27	RECORD	PCT. RANK	GAMES	SCHEDULE	OF SCHEDULE	RPI	RPI	RPI	RPI
DIV. I ONLY	18- 10	89	6- 4	19	33	45	45	5	5	
DIV. I NON-CONF.	11- 3	54	0- 0	34	59	23	23	5	5	
TOTALS	RPI 1-25	RPI 26-50	W-L RECORDS	RPI 51-100	RPI 101-150	RPI 150+				
18- 10	0- 7	1- 2	OVERALL	5- 0	6- 1	6- 0				
11- 4	0- 3	0- 1	HOME	4- 0	3- 0	4- 0				
4- 6	0- 4	1- 1	AWAY	0- 0	2- 1	1- 0				
3- 0	0- 0	0- 0	NEUTRAL	1- 0	1- 0	1- 0				
11- 3	0- 3	1- 0	NON-CONFERENCE	4- 0	1- 0	5- 0				
7- 1	0- 1	0- 0	HOME	3- 0	0- 0	4- 0				
1- 2	0- 2	1- 0	AWAY	0- 0	0- 0	0- 0				
3- 0	0- 0	0- 0	NEUTRAL	1- 0	1- 0	1- 0				
7- 7	0- 4	0- 2	CONFERENCE	1- 0	5- 1	1- 0				
4- 3	0- 2	0- 1	HOME	1- 0	3- 0	0- 0				
3- 4	0- 2	0- 1	AWAY	0- 0	2- 1	1- 0				
0- 0	0- 0	0- 0	NEUTRAL	0- 0	0- 0	0- 0				

RPI 1-25				RPI 26-50				Team's RPI: 45				RPI 51-100				RPI 101+			
RPI	S	Opponent	Score	RPI	S	Opponent	Score	RPI	S	Opponent	Score	RPI	S	Opponent	Score	RPI	S	Opponent	Score
1	H	Notre Dame	61 68	28	A	Miami (FL)	53 61	70	H	Army West Point	72 61	113	A	Wake Forest	58 64				
2	A	South Carolina	55 66	34	A	Penn	57 50	79	H	Minnesota	84 64	113	H	Wake Forest	95 68				
13	H	Florida St.	53 69	47	H	North Carolina St.	62 65	93	H	Virginia	67 52	116	H	North Carolina	71 55				
14	A	Kentucky	61 71					98	H	Liberty	79 41	117	H	Boston College	71 51				
15	H	Texas A&M	66 72					100	N	Iowa St.	86 48	119	A	Virginia Tech	66 62				
17	A	Syracuse	50 86									121	A	Pittsburgh	70 48				
18	A	Louisville	48 65									135	N	Idaho	74 68				
												214	N	Texas St.	85 34				
												231	H	Massachusetts	70 46				
												248	A	Clemson	72 43				
												257	H	UNCW	78 56				
												308	H	Western Caro.	84 47				
												311	H	Winthrop	78 50				
LAST 12 Division I GAMES:																			
119	A	Virginia Tech	66 62	121	A	Pittsburgh	70 48												
113	A	Wake Forest	58 64	116	H	North Carolina	71 55												
13	H	Florida St.	53 69	248	A	Clemson	72 43												
28	A	Miami (FL)	53 61	117	H	Boston College	71 51												
93	H	Virginia	67 52	47	H	North Carolina St.	62 65												
1	H	Notre Dame	61 68	18	A	Louisville	48 65												

Non-Div I Games:

Duke

■ Loss, 
■ Non-Conf, S Site, 
■ Home 
■ Away 
N Neutral



Average RPI Win: <b>170</b>	WON-LOST	WINNING	LAST 10	STRENGTH OF	OPP. STRENGTH	TEAM	ADJ.	CONF.	ADJ CONF.
Average RPI Loss: <b>43</b>	RECORD	PCT. RANK	GAMES	SCHEDULE	OF SCHEDULE	RPI	RPI	RPI	RPI
DIV. I ONLY	<b>22- 3</b>	<b>10</b>	<b>8- 2</b>	<b>88</b>	<b>125</b>	<b>22</b>	<b>22</b>	<b>7</b>	<b>7</b>
DIV. I NON-CONF.	<b>11- 1</b>	<b>16</b>	<b>0- 0</b>	<b>144</b>	<b>241</b>	<b>24</b>	<b>24</b>	<b>8</b>	<b>8</b>
TOTALS	RPI 1-25	RPI 26-50	W-L RECORDS	RPI 51-100	RPI 101-150	RPI 150+			
22- 3	0- 0	3- 2	OVERALL	3- 1	4- 0	12- 0			
10- 1	0- 0	3- 1	HOME	1- 0	1- 0	5- 0			
11- 2	0- 0	0- 1	AWAY	2- 1	3- 0	6- 0			
1- 0	0- 0	0- 0	NEUTRAL	0- 0	0- 0	1- 0			
11- 1	0- 0	2- 1	NON-CONFERENCE	1- 0	2- 0	6- 0			
4- 0	0- 0	2- 0	HOME	0- 0	0- 0	2- 0			
6- 1	0- 0	0- 1	AWAY	1- 0	2- 0	3- 0			
1- 0	0- 0	0- 0	NEUTRAL	0- 0	0- 0	1- 0			
11- 2	0- 0	1- 1	CONFERENCE	2- 1	2- 0	6- 0			
6- 1	0- 0	1- 1	HOME	1- 0	1- 0	3- 0			
5- 1	0- 0	0- 0	AWAY	1- 1	1- 0	3- 0			
0- 0	0- 0	0- 0	NEUTRAL	0- 0	0- 0	0- 0			

RPI 1-25			Team's RPI: 22		RPI 26-50			RPI 51-100			RPI 101+		
RPI	S	Opponent	Score		RPI	S	Opponent	Score		RPI	S	Opponent	Score
29	H	George Washington	52	70	60	H	Dayton	89	58	106	H	Saint Joseph's	73 59
31	H	Ohio	64	47	61	A	Saint Louis	81	84	121	A	Pittsburgh	79 65
33	H	St. Bonaventure	74	62	71	A	Central Mich.	68	49	139	A	Buffalo	79 62
40	A	Princeton	66	94	96	A	VCU	71	67	150	A	Davidson	77 62
41	H	St. John's (NY)	76	57						166	A	George Mason	72 56
										172	A	New Mexico	78 69
										175	H	Fordham	55 40
										204	A	Rhode Island	79 70
										204	H	Rhode Island	61 56
										206	A	Richmond	65 44
										231	H	Massachusetts	73 64
										249	N	N.C. A&T	81 67
										294	H	UMES	95 59
										327	H	Howard	86 62
										328	A	Lafayette	73 65
										334	A	Saint Peter's	63 38
LAST 12 Division I GAMES:													
61	A	Saint Louis	81	84	206	A	Richmond	65	44				
106	H	Saint Joseph's	73	59	33	H	St. Bonaventure	74	62				
204	H	Rhode Island	61	56	29	H	George Washington	52	70				
150	A	Davidson	77	62	204	A	Rhode Island	79	70				
231	H	Massachusetts	73	64	175	H	Fordham	55	40				
96	A	VCU	71	67	166	A	George Mason	72	56				

Non-Div I Games: Slippery Rock 79 54

Duquesne

■ Loss, 
 ■ Non-Conf, S Site, 
 ■ Home 
 ■ Away 
 N Neutral

Average RPI Win: <b>240</b>	WON-LOST	WINNING	LAST 10	STRENGTH OF	OPP. STRENGTH	TEAM	ADJ.	CONF.	ADJ CONF.
Average RPI Loss: <b>125</b>	RECORD	PCT. RANK	GAMES	SCHEDULE	OF SCHEDULE	RPI	RPI	RPI	RPI
DIV. I ONLY	<b>13- 11</b>	<b>146</b>	<b>7- 3</b>	<b>217</b>	<b>177</b>	<b>145</b>	<b>145</b>	<b>17</b>	<b>17</b>
DIV. I NON-CONF.	<b>5- 7</b>	<b>198</b>	<b>0- 0</b>	<b>152</b>	<b>122</b>	<b>145</b>	<b>145</b>	<b>15</b>	<b>15</b>
TOTALS	RPI 1-25	RPI 26-50	W-L RECORDS	RPI 51-100	RPI 101-150	RPI 150+			
13- 11	0- 1	0- 0	OVERALL	0- 3	3- 4	10- 3			
7- 2	0- 0	0- 0	HOME	0- 1	1- 1	6- 0			
6- 9	0- 1	0- 0	AWAY	0- 2	2- 3	4- 3			
0- 0	0- 0	0- 0	NEUTRAL	0- 0	0- 0	0- 0			
5- 7	0- 1	0- 0	NON-CONFERENCE	0- 2	2- 2	3- 2			
3- 0	0- 0	0- 0	HOME	0- 0	1- 0	2- 0			
2- 7	0- 1	0- 0	AWAY	0- 2	1- 2	1- 2			
0- 0	0- 0	0- 0	NEUTRAL	0- 0	0- 0	0- 0			
8- 4	0- 0	0- 0	CONFERENCE	0- 1	1- 2	7- 1			
4- 2	0- 0	0- 0	HOME	0- 1	0- 1	4- 0			
4- 2	0- 0	0- 0	AWAY	0- 0	1- 1	3- 1			
0- 0	0- 0	0- 0	NEUTRAL	0- 0	0- 0	0- 0			

RPI 1-25				RPI 26-50				RPI 51-100				RPI 101+ Team's RPI: 145			
RPI	S	Opponent	Score	RPI	S	Opponent	Score	RPI	S	Opponent	Score	RPI	S	Opponent	Score
19	A	Tennessee	49 <b>85</b>					58	H	Chattanooga	57 <b>65</b>	112	A	Mercer	55 53
								75	A	Vanderbilt	39 <b>65</b>	112	H	Mercer	45 <b>61</b>
								89	A	Elon	38 <b>50</b>	113	A	Wake Forest	52 <b>69</b>
												115	A	Iona	50 <b>56</b>
												123	H	UNC Asheville	74 68
												124	A	Samford	47 <b>55</b>
												150	A	Davidson	65 58
												158	A	Old Dominion	56 52
												186	A	Eastern Ky.	41 <b>64</b>
												219	A	Furman	77 <b>81</b>
												219	H	Furman	68 64
												266	A	Appalachian St.	52 <b>70</b>
												270	H	Austin Peay	80 76
												279	H	Campbell	70 55
												288	A	UNCG	80 77
												288	H	UNCG	89 73
												308	A	Western Caro.	45 43
												308	H	Western Caro.	74 62
												309	A	Wofford	70 54
												309	H	Wofford	70 69
LAST 12 Division I GAMES:															
112	H	Mercer	45 <b>61</b>	112	A	Mercer	55 53								
288	A	UNCG	80 77	124	A	Samford	47 <b>55</b>								
308	A	Western Caro.	45 43	308	H	Western Caro.	74 62								
219	H	Furman	68 64	288	H	UNCG	89 73								
309	H	Wofford	70 69	309	A	Wofford	70 54								
58	H	Chattanooga	57 <b>65</b>	219	A	Furman	77 <b>81</b>								

Non-Div I Games: Armstrong St. 62 52 Lees-McRae 73 46 Brevard 69 46

ETSU

Loss, Non-Conf, S Site, H Home A Away N Neutral

# East Carolina

Through Games Of Feb. 18, 2016

Average RPI Win:	243	WON-LOST	WINNING	LAST 10	STRENGTH OF	OPP. STRENGTH	TEAM	ADJ.	CONF.	ADJ CONF.
Average RPI Loss:	84	RECORD	PCT. RANK	GAMES	SCHEDULE	OF SCHEDULE	RPI	RPI	RPI	RPI
DIV. I ONLY	10- 16	242	3- 7	86	104	173	173	9	9	
DIV. I NON-CONF.	6- 6	160	0- 0	38	221	111	111	7	7	
TOTALS	RPI 1-25	RPI 26-50	W-L RECORDS	RPI 51-100	RPI 101-150	RPI 150+				
10- 16	0- 2	0- 3	OVERALL	0- 5	0- 3	10- 3				
4- 5	0- 0	0- 1	HOME	0- 2	0- 1	4- 1				
4- 6	0- 1	0- 1	AWAY	0- 2	0- 0	4- 2				
2- 5	0- 1	0- 1	NEUTRAL	0- 1	0- 2	2- 0				
6- 6	0- 1	0- 1	NON-CONFERENCE	0- 2	0- 2	6- 0				
2- 0	0- 0	0- 0	HOME	0- 0	0- 0	2- 0				
2- 1	0- 0	0- 0	AWAY	0- 1	0- 0	2- 0				
2- 5	0- 1	0- 1	NEUTRAL	0- 1	0- 2	2- 0				
4- 10	0- 1	0- 2	CONFERENCE	0- 3	0- 1	4- 3				
2- 5	0- 0	0- 1	HOME	0- 2	0- 1	2- 1				
2- 5	0- 1	0- 1	AWAY	0- 1	0- 0	2- 2				
0- 0	0- 0	0- 0	NEUTRAL	0- 0	0- 0	0- 0				

RPI	S	Opponent	Score	RPI	S	Opponent	Score	RPI	S	Opponent	Score	RPI	S	Opponent	Score	Team's RPI: 173
2	N	South Carolina	57 88	31	N	Ohio	61 64	52	A	Auburn	69 83	104	H	Memphis	78 79	
3	A	UConn	46 92	42	A	South Fla.	54 75	58	N	Chattanooga	61 72	107	N	Northwestern	75 78	
				42	H	South Fla.	59 61	68	H	Temple	63 83	142	N	Creighton	66 91	
								83	A	Tulane	73 78	154	A	SMU	67 74	
								83	H	Tulane	51 66	174	A	Delaware	68 58	
												187	N	Eastern Wash.	80 62	
												190	A	Tulsa	79 81	
												190	H	Tulsa	54 55	
												195	N	UTRGV	70 59	
												209	H	Cincinnati	63 60	
												222	H	Presbyterian	84 57	
												269	A	Houston	68 59	
												269	H	Houston	76 70	
												271	A	UCF	71 56	
												312	A	A&M-Corpus Christi	82 46	
												322	H	Alcorn	87 58	
LAST 12 Division I GAMES:																
269	A	Houston	68 59	83	A	Tulane	73 78									
104	H	Memphis	78 79	209	H	Cincinnati	63 60									
154	A	SMU	67 74	42	A	South Fla.	54 75									
3	A	UConn	46 92	269	H	Houston	76 70									
190	H	Tulsa	54 55	271	A	UCF	71 56									
68	H	Temple	63 83	83	H	Tulane	51 66									

Non-Div I Games:

East Carolina

Loss, Non-Conf, S Site, H Home A Away N Neutral

Average RPI Win: <b>198</b>	WON-LOST	WINNING	LAST 10	STRENGTH OF	OPP. STRENGTH	TEAM	ADJ.	CONF.	ADJ CONF.
Average RPI Loss: <b>207</b>	RECORD	PCT. RANK	GAMES	SCHEDULE	OF SCHEDULE	RPI	RPI	RPI	RPI
DIV. I ONLY	3- 22	339	2- 8	259	275	340	340	24	24
DIV. I NON-CONF.	1- 11	336	0- 0	175	308	322	322	23	23
TOTALS	RPI 1-25	RPI 26-50	W-L RECORDS	RPI 51-100	RPI 101-150	RPI 150+			
3- 22	0- 0	0- 0	OVERALL	0- 2	1- 2	2- 18			
3- 9	0- 0	0- 0	HOME	0- 1	1- 0	2- 8			
0- 13	0- 0	0- 0	AWAY	0- 1	0- 2	0- 10			
0- 0	0- 0	0- 0	NEUTRAL	0- 0	0- 0	0- 0			
1- 11	0- 0	0- 0	NON-CONFERENCE	0- 1	1- 1	0- 9			
1- 4	0- 0	0- 0	HOME	0- 0	1- 0	0- 4			
0- 7	0- 0	0- 0	AWAY	0- 1	0- 1	0- 5			
0- 0	0- 0	0- 0	NEUTRAL	0- 0	0- 0	0- 0			
2- 11	0- 0	0- 0	CONFERENCE	0- 1	0- 1	2- 9			
2- 5	0- 0	0- 0	HOME	0- 1	0- 0	2- 4			
0- 6	0- 0	0- 0	AWAY	0- 0	0- 1	0- 5			
0- 0	0- 0	0- 0	NEUTRAL	0- 0	0- 0	0- 0			

RPI S	Opponent	Score	RPI S	Opponent	Score	RPI S	Opponent	Score	RPI S	Opponent	Score	Team's RPI: 340
						61	A Saint Louis	47 78	102	A Belmont	61 89	
						94	H UT Martin	39 65	104	A Memphis	49 80	
									125	H IUPUI	77 71	
									163	A SIUE	75 87	
									165	H Loyola Chicago	75 86	
									181	H Milwaukee	71 82	
									183	H Stetson	66 68	
									186	H Eastern Ky.	56 75	
									200	H Southeast Mo. St.	64 59	
									209	A Cincinnati	57 70	
									213	A Ill.-Chicago	54 66	
									221	H Western Ill.	69 92	
									234	A Indiana St.	42 60	
									256	A Northern Ill.	63 79	
									260	A Omaha	67 76	
									262	A Murray St.	56 66	
									262	H Murray St.	71 74	
									264	H Tennessee St.	53 62	
									270	A Austin Peay	45 80	
									270	H Austin Peay	64 56	
									276	A Tennessee Tech	74 81	
									283	A Jacksonville St.	52 60	
									301	H Morehead St.	77 85	
LAST 12 Division I GAMES:												
262	H	Murray St.	71	74	94	H	UT Martin	39	65			
270	H	Austin Peay	64	56	301	H	Morehead St.	77	85			
200	H	Southeast Mo. St.	64	59	186	H	Eastern Ky.	56	75			
163	A	SIUE	75	87	102	A	Belmont	61	89			
262	A	Murray St.	56	66	264	H	Tennessee St.	53	62			
270	A	Austin Peay	45	80	283	A	Jacksonville St.	52	60			

Non-Div I Games:

Eastern Ill.

Average RPI Win:	249	WON-LOST	WINNING	LAST 10	STRENGTH OF	OPP. STRENGTH	TEAM	ADJ.	CONF.	ADJ CONF.
Average RPI Loss:	158	RECORD	PCT. RANK	GAMES	SCHEDULE	OF SCHEDULE	RPI	RPI	RPI	RPI
DIV. I ONLY	12- 10	145	6- 4	256	244	186	186	24	24	
DIV. I NON-CONF.	4- 5	193	0- 0	125	165	160	160	23	23	
TOTALS	RPI 1-25	RPI 26-50	W-L RECORDS	RPI 51-100	RPI 101-150	RPI 150+				
12- 10	0- 0	0- 2	OVERALL	1- 2	1- 1	10- 5				
7- 3	0- 0	0- 0	HOME	1- 1	1- 0	5- 2				
4- 6	0- 0	0- 1	AWAY	0- 1	0- 1	4- 3				
1- 1	0- 0	0- 1	NEUTRAL	0- 0	0- 0	1- 0				
4- 5	0- 0	0- 2	NON-CONFERENCE	0- 2	1- 0	3- 1				
2- 1	0- 0	0- 0	HOME	0- 1	1- 0	1- 0				
1- 3	0- 0	0- 1	AWAY	0- 1	0- 0	1- 1				
1- 1	0- 0	0- 1	NEUTRAL	0- 0	0- 0	1- 0				
8- 5	0- 0	0- 0	CONFERENCE	1- 0	0- 1	7- 4				
5- 2	0- 0	0- 0	HOME	1- 0	0- 0	4- 2				
3- 3	0- 0	0- 0	AWAY	0- 0	0- 1	3- 2				
0- 0	0- 0	0- 0	NEUTRAL	0- 0	0- 0	0- 0				

RPI 1-25	RPI 26-50	RPI 51-100	RPI 101+ Team's RPI: 186
RPI S Opponent Score	RPI S Opponent Score	RPI S Opponent Score	RPI S Opponent Score
	47 N North Carolina St. 62 73	88 A Missouri St. 63 87	102 A Belmont 61 72
	50 A Western Ky. 60 76	91 H Wright St. 69 71	145 H ETSU 64 41
		94 H UT Martin 70 61	163 A SIUE 74 89
			200 H Southeast Mo. St. 56 55
			206 A Richmond 62 81
			259 A Miami (OH) 77 72
			262 H Murray St. 72 60
			263 N Saint Francis (PA) 88 82
			264 A Tennessee St. 70 66
			264 H Tennessee St. 78 67
			270 A Austin Peay 66 94
			276 H Tennessee Tech 72 77
			283 A Jacksonville St. 76 50
			283 H Jacksonville St. 54 56
			301 H Morehead St. 100 93
			308 H Western Caro. 91 62
			340 A Eastern Ill. 75 56
LAST 12 Division I GAMES:			
283 A Jacksonville St. 76 50	276 H Tennessee Tech 72 77		
264 H Tennessee St. 78 67	262 H Murray St. 72 60		
102 A Belmont 61 72	163 A SIUE 74 89		
264 A Tennessee St. 70 66	340 A Eastern Ill. 75 56		
301 H Morehead St. 100 93	200 H Southeast Mo. St. 56 55		
283 H Jacksonville St. 54 56	94 H UT Martin 70 61		

Non-Div I Games: Cincinnati Christian 112 34 Davis &amp; Elkins 73 58

Eastern Ky.

Loss, Non-Conf, S Site, H Home A Away N Neutral

Average RPI Win:	190	WON-LOST	WINNING	LAST 10	STRENGTH OF	OPP. STRENGTH	TEAM	ADJ.	CONF.	ADJ CONF.
Average RPI Loss:	96	RECORD	PCT. RANK	GAMES	SCHEDULE	OF SCHEDULE	RPI	RPI	RPI	RPI
DIV. I ONLY	14- 8	93	5- 5	135	130	97	97	11	11	
DIV. I NON-CONF.	7- 2	57	0- 0	172	120	58	58	13	13	
TOTALS	RPI 1-25	RPI 26-50	W-L RECORDS	RPI 51-100	RPI 101-150	RPI 150+				
14- 8	0- 1	0- 1	OVERALL	1- 3	5- 2	8- 1				
7- 3	0- 0	0- 1	HOME	1- 1	3- 1	3- 0				
7- 4	0- 1	0- 0	AWAY	0- 1	2- 1	5- 1				
0- 1	0- 0	0- 0	NEUTRAL	0- 1	0- 0	0- 0				
7- 2	0- 1	0- 0	NON-CONFERENCE	1- 1	1- 0	5- 0				
3- 0	0- 0	0- 0	HOME	1- 0	0- 0	2- 0				
4- 1	0- 1	0- 0	AWAY	0- 0	1- 0	3- 0				
0- 1	0- 0	0- 0	NEUTRAL	0- 1	0- 0	0- 0				
7- 6	0- 0	0- 1	CONFERENCE	0- 2	4- 2	3- 1				
4- 3	0- 0	0- 1	HOME	0- 1	3- 1	1- 0				
3- 3	0- 0	0- 0	AWAY	0- 1	1- 1	2- 1				
0- 0	0- 0	0- 0	NEUTRAL	0- 0	0- 0	0- 0				

RPI 1-25				RPI 26-50				RPI 51-100 Team's RPI: 97				RPI 101+			
RPI	S	Opponent	Score	RPI	S	Opponent	Score	RPI	S	Opponent	Score	RPI	S	Opponent	Score
14	A	Kentucky	67 89	31	H	Ohio	64 71	63	N	Abilene Christian	59 83	110	H	Toledo	59 41
								66	H	Michigan	64 63	114	A	Harvard	85 81
								71	H	Central Mich.	65 66	118	H	Western Mich.	70 66
								77	A	Ball St.	54 76	128	A	Akron	72 75
												128	H	Akron	65 68
												139	A	Buffalo	70 55
												139	H	Buffalo	67 56
												156	H	Oral Roberts	77 69
												178	A	Detroit	85 68
												195	H	UTRGV	78 56
												256	A	Northern Ill.	87 80
												258	A	Bowling Green	63 67
												259	A	Miami (OH)	70 46
												273	A	Monmouth	78 68
												314	H	Kent St.	72 51
												343	A	Air Force	72 59
LAST 12 Division I GAMES:															
139	A	Buffalo	70 55	110	H	Toledo	59 41								
259	A	Miami (OH)	70 46	77	A	Ball St.	54 76								
118	H	Western Mich.	70 66	314	H	Kent St.	72 51								
71	H	Central Mich.	65 66	31	H	Ohio	64 71								
128	A	Akron	72 75	256	A	Northern Ill.	87 80								
258	A	Bowling Green	63 67	128	H	Akron	65 68								

Non-Div I Games: Madonna 104 45 Hillsdale 94 77

Eastern Mich.

Loss, Non-Conf, S Site, H Home A Away N Neutral

Average RPI Win:	239	WON-LOST	WINNING	LAST 10	STRENGTH OF	OPP. STRENGTH	TEAM	ADJ.	CONF.	ADJ CONF.
Average RPI Loss:	150	RECORD	PCT. RANK	GAMES	SCHEDULE	OF SCHEDULE	RPI	RPI	RPI	RPI
DIV. I ONLY	16- 9	90	7- 3	326	142	187	187	20	20	
DIV. I NON-CONF.	5- 6	180	0- 0	311	207	268	268	22	22	
TOTALS	RPI 1-25	RPI 26-50	W-L RECORDS	RPI 51-100	RPI 101-150	RPI 150+				
16- 9	0- 0	0- 0	OVERALL	0- 2	2- 4	14- 3				
9- 3	0- 0	0- 0	HOME	0- 1	1- 1	8- 1				
7- 3	0- 0	0- 0	AWAY	0- 0	1- 1	6- 0				
0- 3	0- 0	0- 0	NEUTRAL	0- 0	0- 2	0- 1				
5- 6	0- 0	0- 0	NON-CONFERENCE	0- 2	0- 3	5- 1				
3- 2	0- 0	0- 0	HOME	0- 1	0- 1	3- 0				
2- 1	0- 0	0- 0	AWAY	0- 1	0- 0	2- 0				
0- 3	0- 0	0- 0	NEUTRAL	0- 0	0- 2	0- 1				
11- 3	0- 0	0- 0	CONFERENCE	0- 0	2- 1	9- 2				
6- 1	0- 0	0- 0	HOME	0- 0	1- 0	5- 1				
5- 2	0- 0	0- 0	AWAY	0- 0	1- 1	4- 1				
0- 0	0- 0	0- 0	NEUTRAL	0- 0	0- 0	0- 0				

RPI 1-25			RPI 26-50			RPI 51-100			RPI 101+			Team's RPI: 187
RPI	S	Opponent	Score	RPI	S	Opponent	Score	RPI	S	Opponent	Score	
						63 H Abilene Christian	60 72	107 N Northwestern			70 74	
						99 A Gonzaga	56 78	129 A North Dakota			69 72	
								129 H North Dakota			60 57	
								135 A Idaho			74 66	
								142 N Creighton			60 66	
								147 H Boise St.			79 84	
								160 H Montana St.			81 69	
								164 A Northern Colo.			66 57	
								164 H Northern Colo.			59 55	
								170 A Sacramento St.			100 83	
								170 H Sacramento St.			91 94	
								173 N East Carolina			62 80	
								215 H Montana			67 65	
								216 H Utah Valley			68 64	
								277 A Northern Ariz.			81 71	
								277 H Northern Ariz.			72 65	
								290 H CSUN			70 59	
								293 A Wichita St.			67 62	
								319 A Portland St.			79 81	
								329 A Southern Utah			85 82	
								329 H Southern Utah			64 53	
								339 A Cal St. Fullerton			68 57	
								343 H Air Force			65 44	
LAST 12 Division I GAMES:												
170	H	Sacramento St.	91 94	319	A	Portland St.	79 81					
164	A	Northern Colo.	66 57	215	H	Montana	67 65					
129	A	North Dakota	69 72	160	H	Montana St.	81 69					
329	H	Southern Utah	64 53	277	A	Northern Ariz.	81 71					
277	H	Northern Ariz.	72 65	329	A	Southern Utah	85 82					
170	A	Sacramento St.	100 83	135	A	Idaho	74 66					

Non-Div I Games: Eastern Ore. 64 40

Eastern Wash.

■ Loss, 
 ■ Non-Conf, 
 ■ S Site, 
 ■ Home 
 ■ Away 
 N Neutral

Average RPI Win:	189	WON-LOST	WINNING	LAST 10	STRENGTH OF	OPP. STRENGTH	TEAM	ADJ.	CONF.	ADJ CONF.
Average RPI Loss:	112	RECORD	PCT. RANK	GAMES	SCHEDULE	OF SCHEDULE	RPI	RPI	RPI	RPI
DIV. I ONLY	14- 9	108	6- 4	113	107	89	89	13	13	
DIV. I NON-CONF.	6- 4	125	0- 0	45	76	47	47	12	12	
TOTALS	RPI 1-25	RPI 26-50	W-L RECORDS	RPI 51-100	RPI 101-150	RPI 150+				
14- 9	0- 1	1- 2	OVERALL	2- 3	1- 0	10- 3				
8- 2	0- 0	0- 1	HOME	2- 0	1- 0	5- 1				
6- 7	0- 1	1- 1	AWAY	0- 3	0- 0	5- 2				
0- 0	0- 0	0- 0	NEUTRAL	0- 0	0- 0	0- 0				
6- 4	0- 1	1- 1	NON-CONFERENCE	1- 1	1- 0	3- 1				
3- 0	0- 0	0- 0	HOME	1- 0	1- 0	1- 0				
3- 4	0- 1	1- 1	AWAY	0- 1	0- 0	2- 1				
0- 0	0- 0	0- 0	NEUTRAL	0- 0	0- 0	0- 0				
8- 5	0- 0	0- 1	CONFERENCE	1- 2	0- 0	7- 2				
5- 2	0- 0	0- 1	HOME	1- 0	0- 0	4- 1				
3- 3	0- 0	0- 0	AWAY	0- 2	0- 0	3- 1				
0- 0	0- 0	0- 0	NEUTRAL	0- 0	0- 0	0- 0				

RPI 1-25				RPI 26-50				RPI 51-100				Team's RPI: 89	RPI 101+			
RPI	S	Opponent	Score	RPI	S	Opponent	Score	RPI	S	Opponent	Score		RPI	S	Opponent	Score
2	A	South Carolina	63 78	36	A	West Virginia	57 67	67	A	Hofstra	49 59		145	H	ETSU	50 38
				37	H	James Madison	76 81	67	H	Hofstra	61 60		169	A	Northeastern	56 54
				47	A	North Carolina St.	69 66	84	H	Charlotte	90 83		169	H	Northeastern	61 67
								90	A	Drexel	31 74		174	A	Delaware	66 64
								98	A	Liberty	63 72		210	H	Col. of Charleston	52 41
													218	H	William & Mary	73 51
													219	A	Furman	65 55
													232	A	Navy	70 73
													247	H	High Point	80 69
													257	A	UNCW	67 60
													257	H	UNCW	70 53
													265	A	American	62 54
													281	A	Towson	78 85
													281	H	Towson	80 58
LAST 12 Division I GAMES:																
				169	H	Northeastern	61 67					257	H	UNCW	70 53	
				281	H	Towson	80 58					210	H	Col. of Charleston	52 41	
				174	A	Delaware	66 64					90	A	Drexel	31 74	
				218	H	William & Mary	73 51					281	A	Towson	78 85	
				67	A	Hofstra	49 59					37	H	James Madison	76 81	
				169	A	Northeastern	56 54					67	H	Hofstra	61 60	

Non-Div I Games: Lenoir-Rhyne 67 29

Elon



Average RPI Win:	295	WON-LOST	WINNING	LAST 10	STRENGTH OF	OPP. STRENGTH	TEAM	ADJ.	CONF.	ADJ CONF.
Average RPI Loss:	170	RECORD	PCT. RANK	GAMES	SCHEDULE	OF SCHEDULE	RPI	RPI	RPI	RPI
DIV. I ONLY	2- 21	343	1- 9	164	264	323	323	21	21	
DIV. I NON-CONF.	1- 10	330	0- 0	92	315	275	275	17	17	
TOTALS	RPI 1-25	RPI 26-50	W-L RECORDS	RPI 51-100	RPI 101-150	RPI 150+				
2- 21	0- 0	0- 0	OVERALL	0- 5	0- 6	2- 10				
1- 8	0- 0	0- 0	HOME	0- 2	0- 2	1- 4				
1- 11	0- 0	0- 0	AWAY	0- 2	0- 4	1- 5				
0- 2	0- 0	0- 0	NEUTRAL	0- 1	0- 0	0- 1				
1- 10	0- 0	0- 0	NON-CONFERENCE	0- 4	0- 2	1- 4				
0- 4	0- 0	0- 0	HOME	0- 2	0- 1	0- 1				
1- 4	0- 0	0- 0	AWAY	0- 1	0- 1	1- 2				
0- 2	0- 0	0- 0	NEUTRAL	0- 1	0- 0	0- 1				
1- 11	0- 0	0- 0	CONFERENCE	0- 1	0- 4	1- 6				
1- 4	0- 0	0- 0	HOME	0- 0	0- 1	1- 3				
0- 7	0- 0	0- 0	AWAY	0- 1	0- 3	0- 3				
0- 0	0- 0	0- 0	NEUTRAL	0- 0	0- 0	0- 0				

RPI S	Opponent	Score	RPI S	Opponent	Score	RPI S	Opponent	Score	RPI S	Opponent	Score	Team's RPI: 323
						56 N	Santa Clara	44 62	108 A	Drake	52 94	
						69 A	Nebraska	40 85	120 A	UNI	51 62	
						77 H	Ball St.	53 73	125 H	IUPUI	62 68	
						88 A	Missouri St.	70 77	134 A	Xavier	57 65	
						94 H	UT Martin	48 75	141 A	Southern Ill.	56 74	
									141 H	Southern Ill.	63 66	
									160 N	Montana St.	55 81	
									165 A	Loyola Chicago	54 67	
									165 H	Loyola Chicago	49 63	
									234 H	Indiana St.	44 59	
									258 A	Bowling Green	56 74	
									259 A	Miami (OH)	85 91	
									262 H	Murray St.	54 73	
									291 A	Cleveland St.	72 63	
									293 A	Wichita St.	50 58	
									299 A	Bradley	52 66	
									299 H	Bradley	62 46	
									313 H	Illinois St.	57 64	
LAST 12 Division I GAMES:												
			141 H	Southern Ill.	63 66	88 A	Missouri St.	70 77				
			165 A	Loyola Chicago	54 67	141 A	Southern Ill.	56 74				
			299 A	Bradley	52 66	299 H	Bradley	62 46				
			234 H	Indiana St.	44 59	165 H	Loyola Chicago	49 63				
			313 H	Illinois St.	57 64	108 A	Drake	52 94				
			293 A	Wichita St.	50 58	120 A	UNI	51 62				

Non-Div I Games:

Evansville

Average RPI Win:	205	WON-LOST	WINNING	LAST 10	STRENGTH OF	OPP. STRENGTH	TEAM	ADJ.	CONF.	ADJ CONF.
Average RPI Loss:	75	RECORD	PCT. RANK	GAMES	SCHEDULE	OF SCHEDULE	RPI	RPI	RPI	RPI
DIV. I ONLY	22- 4	18	10- 0	163	202	62	62	29	29	
DIV. I NON-CONF.	11- 4	76	1- 0	54	80	50	50	27	27	
TOTALS	RPI 1-25	RPI 26-50	W-L RECORDS	RPI 51-100	RPI 101-150	RPI 150+				
22- 4	0- 0	1- 3	OVERALL	1- 0	7- 0	13- 1				
9- 2	0- 0	0- 1	HOME	1- 0	3- 0	5- 1				
11- 0	0- 0	1- 0	AWAY	0- 0	2- 0	8- 0				
2- 2	0- 0	0- 2	NEUTRAL	0- 0	2- 0	0- 0				
11- 4	0- 0	1- 3	NON-CONFERENCE	1- 0	5- 0	4- 1				
4- 2	0- 0	0- 1	HOME	1- 0	2- 0	1- 1				
5- 0	0- 0	1- 0	AWAY	0- 0	1- 0	3- 0				
2- 2	0- 0	0- 2	NEUTRAL	0- 0	2- 0	0- 0				
11- 0	0- 0	0- 0	CONFERENCE	0- 0	2- 0	9- 0				
5- 0	0- 0	0- 0	HOME	0- 0	1- 0	4- 0				
6- 0	0- 0	0- 0	AWAY	0- 0	1- 0	5- 0				
0- 0	0- 0	0- 0	NEUTRAL	0- 0	0- 0	0- 0				

RPI 1-25				RPI 26-50				RPI 51-100				Team's RPI: 62		RPI 101+			
RPI	S	Opponent	Score	RPI	S	Opponent	Score	RPI	S	Opponent	Score			RPI	S	Opponent	Score
				29	A	George Washington	64 60	52	H	Auburn	52 45			105	H	Quinnipiac	71 70
				31	N	Ohio	57 69							111	N	Arizona	57 55
				32	N	Mississippi St.	60 65							114	H	Harvard	74 65
				43	H	Arkansas St.	48 62							118	N	Western Mich.	60 42
														128	A	Akron	82 64
														148	A	Jacksonville	59 55
														148	H	Jacksonville	58 39
														183	H	Stetson	61 48
														192	H	Fla. Atlantic	55 62
														208	H	Hartford	64 44
														211	A	USC Upstate	56 44
														211	H	USC Upstate	54 43
														249	A	N.C. A&T	60 36
														252	A	Providence	50 41
														295	A	FIU	81 53
														297	A	Kennesaw St.	78 47
														321	A	North Florida	65 38
														321	H	North Florida	75 50
														335	A	Lipscomb	71 39
														342	A	NJIT	53 32
														342	H	NJIT	70 37
LAST 12 Division I GAMES:																	
				211	A	USC Upstate	56 44					297	A	Kennesaw St.	78 47		
				342	A	NJIT	53 32					335	A	Lipscomb	71 39		
				148	A	Jacksonville	59 55					342	H	NJIT	70 37		
				321	H	North Florida	75 50					211	H	USC Upstate	54 43		
				148	H	Jacksonville	58 39					183	H	Stetson	61 48		
				321	A	North Florida	65 38					208	H	Hartford	64 44		

Non-Div I Games: St. Thomas (FL) 86 33

FGCU

■ Loss, 
 ■ Non-Conf, 
 ■ S Site, 
 ■ Home 
 ■ Away 
 N Neutral

Average RPI Win:	251	WON-LOST	WINNING	LAST 10	STRENGTH OF	OPP. STRENGTH	TEAM	ADJ.	CONF.	ADJ CONF.
Average RPI Loss:	145	RECORD	PCT. RANK	GAMES	SCHEDULE	OF SCHEDULE	RPI	RPI	RPI	RPI
DIV. I ONLY	4- 21	325	2- 8	154	146	295	295	12	12	
DIV. I NON-CONF.	2- 9	296	0- 0	269	210	333	333	10	10	
TOTALS	RPI 1-25	RPI 26-50	W-L RECORDS	RPI 51-100	RPI 101-150	RPI 150+				
4- 21	0- 0	0- 4	OVERALL	0- 4	1- 3	3- 10				
3- 11	0- 0	0- 2	HOME	0- 3	1- 2	2- 4				
1- 10	0- 0	0- 0	AWAY	0- 0	0- 1	1- 1				
0- 0	0- 0	0- 0	NEUTRAL	0- 0	0- 0	0- 0				
2- 9	0- 0	0- 1	NON-CONFERENCE	0- 2	0- 2	2- 4				
2- 5	0- 0	0- 0	HOME	0- 2	0- 1	2- 2				
0- 4	0- 0	0- 1	AWAY	0- 0	0- 1	0- 2				
0- 0	0- 0	0- 0	NEUTRAL	0- 0	0- 0	0- 0				
2- 12	0- 0	0- 3	CONFERENCE	0- 2	1- 1	1- 6				
1- 6	0- 0	0- 2	HOME	0- 1	1- 1	0- 2				
1- 6	0- 0	0- 1	AWAY	0- 1	0- 0	1- 4				
0- 0	0- 0	0- 0	NEUTRAL	0- 0	0- 0	0- 0				

RPI	S	Opponent	Score	RPI	S	Opponent	Score	RPI	S	Opponent	Score	RPI	S	Opponent	Score	Team's RPI: 295
27	A	UTEP	52 70	62	H	FGCU	53 81	113	H	Wake Forest	53 57	140	H	UAB	72 61	
27	H	UTEP	57 69	73	H	Middle Tenn.	62 85	144	H	Marshall	58 65	148	A	Jacksonville	44 80	
28	A	Miami (FL)	55 83	82	H	Marquette	83 95	153	A	Southern Miss.	55 82	158	A	Old Dominion	49 84	
50	H	Western Ky.	69 71	84	A	Charlotte	74 87	176	A	Louisiana Tech	63 82	192	A	Fla. Atlantic	82 87	
LAST 12 Division I GAMES:																
217	H	North Texas	40 58	84	A	Charlotte	74 87	204	H	Rhode Island	50 68	217	H	North Texas	40 58	
253	A	UTSA	59 54	27	H	UTEP	57 69	217	H	North Texas	40 58	253	A	UTSA	59 54	
27	A	UTEP	52 70	253	H	UTSA	52 63	253	H	UTSA	52 63	271	A	UCF	72 89	
73	H	Middle Tenn.	62 85	153	A	Southern Miss.	55 82	291	A	Cleveland St.	57 64	292	H	Florida A&M	81 65	
140	H	UAB	72 61	176	A	Louisiana Tech	63 82	292	H	Florida A&M	81 65	293	H	Wichita St.	62 76	
158	A	Old Dominion	49 84	144	H	Marshall	58 65	293	H	Wichita St.	62 76	318	H	UMass Lowell	71 68	

Non-Div I Games:

FIU

■ Loss, 
 ■ Non-Conf, 
 ■ S Site, 
 ■ H Home 
 ■ A Away 
 N Neutral

## Fairfield

Through Games Of Feb. 18, 2016

Average RPI Win:	253	WON-LOST	WINNING	LAST 10	STRENGTH OF	OPP. STRENGTH	TEAM	ADJ.	CONF.	ADJ CONF.
Average RPI Loss:	157	RECORD	PCT. RANK	GAMES	SCHEDULE	OF SCHEDULE	RPI	RPI	RPI	RPI
DIV. I ONLY	16- 10	102	9- 1	280	251	193	193	23	23	
DIV. I NON-CONF.	5- 4	138	0- 0	132	206	156	156	24	24	
TOTALS	RPI 1-25	RPI 26-50	W-L RECORDS	RPI 51-100	RPI 101-150	RPI 150+				
16- 10	0- 0	0- 2	OVERALL	0- 1	1- 2	15- 5				
10- 6	0- 0	0- 1	HOME	0- 1	1- 2	9- 2				
6- 4	0- 0	0- 1	AWAY	0- 0	0- 0	6- 3				
0- 0	0- 0	0- 0	NEUTRAL	0- 0	0- 0	0- 0				
5- 4	0- 0	0- 2	NON-CONFERENCE	0- 1	1- 0	4- 1				
4- 2	0- 0	0- 1	HOME	0- 1	1- 0	3- 0				
1- 2	0- 0	0- 1	AWAY	0- 0	0- 0	1- 1				
0- 0	0- 0	0- 0	NEUTRAL	0- 0	0- 0	0- 0				
11- 6	0- 0	0- 0	CONFERENCE	0- 0	0- 2	11- 4				
6- 4	0- 0	0- 0	HOME	0- 0	0- 2	6- 2				
5- 2	0- 0	0- 0	AWAY	0- 0	0- 0	5- 2				
0- 0	0- 0	0- 0	NEUTRAL	0- 0	0- 0	0- 0				

RPI S	Opponent	Score	RPI S	Opponent	Score	RPI S	Opponent	Score	RPI S	Opponent	Score	Team's RPI: 193
41	A St. John's (NY)	54 73	48	H Albany (NY)	50 62	67	H Hofstra	53 67	105	H Quinnipiac	55 64	
									114	H Harvard	67 50	
									115	H Iona	46 56	
									152	A Cornell	35 59	
									179	H Marist	57 72	
									207	A Canisius	51 50	
									207	H Canisius	52 48	
									223	A Siena	71 51	
									223	H Siena	67 55	
									229	A Manhattan	59 57	
									229	H Manhattan	55 70	
									240	H Sacred Heart	61 50	
									250	A Loyola Maryland	71 45	
									273	A Monmouth	68 60	
									273	H Monmouth	80 70	
									278	H La Salle	62 59	
									285	A Rider	55 39	
									285	H Rider	63 56	
									302	A Niagara	55 56	
									302	H Niagara	61 43	
									317	H IPFW	74 62	
									334	A Saint Peter's	46 56	
									334	H Saint Peter's	76 49	
LAST 12 Division I GAMES:												
223	A Siena	71 51	285	H Rider	63 56							
273	H Monmouth	80 70	207	H Canisius	52 48							
334	H Saint Peter's	76 49	105	H Quinnipiac	55 64							
223	H Siena	67 55	229	A Manhattan	59 57							
302	H Niagara	61 43	285	A Rider	55 39							
273	A Monmouth	68 60	334	A Saint Peter's	46 56							

Non-Div I Games:

Fairfield

■ Loss, 
■ Non-Conf, 
■ S Site, 
■ H Home 
■ A Away 
N Neutral

Average RPI Win:	283	WON-LOST	WINNING	LAST 10	STRENGTH OF	OPP. STRENGTH	TEAM	ADJ.	CONF.	ADJ CONF.
Average RPI Loss:	218	RECORD	PCT. RANK	GAMES	SCHEDULE	OF SCHEDULE	RPI	RPI	RPI	RPI
DIV. I ONLY	10- 17	249	6- 4	315	338	310	310	30	30	
DIV. I NON-CONF.	3- 10	277	0- 0	244	242	314	314	32	32	
TOTALS	RPI 1-25	RPI 26-50	W-L RECORDS	RPI 51-100	RPI 101-150	RPI 150+				
10- 17	0- 0	0- 1	OVERALL	0- 1	0- 2	10- 13				
7- 7	0- 0	0- 0	HOME	0- 0	0- 0	7- 7				
2- 8	0- 0	0- 1	AWAY	0- 1	0- 1	2- 5				
1- 2	0- 0	0- 0	NEUTRAL	0- 0	0- 1	1- 1				
3- 10	0- 0	0- 1	NON-CONFERENCE	0- 1	0- 2	3- 6				
2- 5	0- 0	0- 0	HOME	0- 0	0- 0	2- 5				
0- 3	0- 0	0- 1	AWAY	0- 1	0- 1	0- 0				
1- 2	0- 0	0- 0	NEUTRAL	0- 0	0- 1	1- 1				
7- 7	0- 0	0- 0	CONFERENCE	0- 0	0- 0	7- 7				
5- 2	0- 0	0- 0	HOME	0- 0	0- 0	5- 2				
2- 5	0- 0	0- 0	AWAY	0- 0	0- 0	2- 5				
0- 0	0- 0	0- 0	NEUTRAL	0- 0	0- 0	0- 0				

RPI 1-25			RPI 26-50			RPI 51-100			RPI 101+ Team's RPI: 310		
RPI	S	Opponent	Score	RPI	S	RPI	S	Opponent	Score	RPI	S
				36	A	85	A	Iona	54	77	
								North Carolina	46	64	
								Yale	58	77	
								Robert Morris	83	68	
								Robert Morris	60	52	
								Brown	48	63	
								Columbia	83	87	
								Siena	65	81	
								Grand Canyon	74	68	
								Manhattan	78	85	
								Bryant	41	70	
								Sacred Heart	61	72	
								Saint Francis (PA)	67	87	
								Saint Francis (PA)	73	72	
								Central Conn. St.	75	78	
								Monmouth	81	75	
								UMass Lowell	67	78	
								LIU Brooklyn	62	65	
								LIU Brooklyn	75	58	
								Saint Peter's	73	52	
								Mt. St. Mary's	55	71	
								Mt. St. Mary's	66	53	
								St. Francis Brooklyn	78	88	
								St. Francis Brooklyn	65	61	
								Wagner	73	57	
LAST 12 Division I GAMES:											
				337	A			LIU Brooklyn	75	58	
				194	H			Mt. St. Mary's	66	53	
				341	A			Saint Francis (PA)	67	87	
				344	A			Robert Morris	83	68	
				263	H			Central Conn. St.	75	78	
				326	A			Sacred Heart	61	72	

Non-Div I Games:

Fairleigh Dickinson

■ Loss, 
 ■ Non-Conf, 
 ■ S Site, 
 ■ H Home 
 ■ A Away 
 N Neutral

Average RPI Win: <b>217</b>	WON-LOST	WINNING	LAST 10	STRENGTH OF	OPP. STRENGTH	TEAM	ADJ.	CONF.	ADJ CONF.
Average RPI Loss: <b>122</b>	RECORD	PCT. RANK	GAMES	SCHEDULE	OF SCHEDULE	RPI	RPI	RPI	RPI
DIV. I ONLY	10- 14	225	1- 9	84	182	192	192	12	12
DIV. I NON-CONF.	7- 3	91	0- 0	68	323	85	85	10	10
TOTALS	RPI 1-25	RPI 26-50	W-L RECORDS	RPI 51-100	RPI 101-150	RPI 150+			
10- 14	0- 0	0- 4	OVERALL	1- 3	2- 1	7- 6			
8- 6	0- 0	0- 2	HOME	0- 2	2- 1	6- 1			
1- 8	0- 0	0- 2	AWAY	1- 1	0- 0	0- 5			
1- 0	0- 0	0- 0	NEUTRAL	0- 0	0- 0	1- 0			
7- 3	0- 0	0- 1	NON-CONFERENCE	1- 1	1- 0	5- 1			
5- 1	0- 0	0- 0	HOME	0- 1	1- 0	4- 0			
1- 2	0- 0	0- 1	AWAY	1- 0	0- 0	0- 1			
1- 0	0- 0	0- 0	NEUTRAL	0- 0	0- 0	1- 0			
3- 11	0- 0	0- 3	CONFERENCE	0- 2	1- 1	2- 5			
3- 5	0- 0	0- 2	HOME	0- 1	1- 1	2- 1			
0- 6	0- 0	0- 1	AWAY	0- 1	0- 0	0- 4			
0- 0	0- 0	0- 0	NEUTRAL	0- 0	0- 0	0- 0			

RPI S	Opponent	Score	RPI S	Opponent	Score	RPI S	Opponent	Score	RPI S	Opponent	Score
27	A UTEP	47 <b>75</b>	27	H UTEP	66 <b>78</b>	62	A FGCU	62 55	128	H Akron	91 77
49	A Kansas St.	53 <b>102</b>	49	A Kansas St.	53 <b>102</b>	73	H Middle Tenn.	73 <b>83</b>	140	H UAB	62 <b>67</b>
50	H Western Ky.	62 <b>81</b>	50	H Western Ky.	62 <b>81</b>	78	H South Dakota	53 <b>76</b>	144	H Marshall	84 73
						84	A Charlotte	79 <b>85</b>	153	A Southern Miss.	80 <b>89</b>
									158	A Old Dominion	45 <b>85</b>
									176	A Louisiana Tech	62 <b>65</b>
									181	H Milwaukee	71 67
									215	A Montana	69 <b>83</b>
									230	H Rice	54 <b>75</b>
									253	A UTSA	54 <b>57</b>
									253	H UTSA	64 51
									254	H Bethune-Cookman	82 60
									259	H Miami (OH)	68 65
									264	N Tennessee St.	69 64
									295	H FIU	87 82
									330	H Delaware St.	83 55
LAST 12 Division I GAMES:											
230	H Rice	54 <b>75</b>	158	A Old Dominion	45 <b>85</b>	27	A UTEP	47 <b>75</b>	253	H UTSA	64 51
253	A UTSA	54 <b>57</b>	27	H UTEP	66 <b>78</b>	176	A Louisiana Tech	62 <b>65</b>	153	A Southern Miss.	80 <b>89</b>
140	H UAB	62 <b>67</b>	176	A Louisiana Tech	62 <b>65</b>	50	H Western Ky.	62 <b>81</b>			
73	H Middle Tenn.	73 <b>83</b>									
84	A Charlotte	79 <b>85</b>									

F  
l  
a  
·  
A  
t  
l  
a  
n  
t  
i  
c

F  
l  
a  
·  
A  
t  
l  
a  
n  
t  
i  
c

Non-Div I Games: Keiser 74 52

Fla. Atlantic

Loss, Non-Conf, S Site, H Home A Away N Neutral

Average RPI Win: 137		WON-LOST	WINNING	LAST 10	STRENGTH OF	OPP. STRENGTH	TEAM	ADJ.	CONF.	ADJ CONF.
Average RPI Loss: 36		RECORD	PCT. RANK	GAMES	SCHEDULE	OF SCHEDULE	RPI	RPI	RPI	RPI
DIV. I ONLY		20- 6	38	6- 4	47	30	21	21	2	2
DIV. I NON-CONF.		12- 1	9	0- 0	160	98	20	20	2	2
TOTALS		RPI 1-25	RPI 26-50		W-L RECORDS		RPI 51-100	RPI 101-150	RPI 150+	
20- 6	4- 2	2- 2		OVERALL		2- 2	2- 0		10- 0	
12- 2	3- 1	2- 1		HOME		1- 0	1- 0		5- 0	
6- 4	1- 1	0- 1		AWAY		0- 2	1- 0		4- 0	
2- 0	0- 0	0- 0		NEUTRAL		1- 0	0- 0		1- 0	
12- 1	1- 0	2- 0		NON-CONFERENCE		1- 1	0- 0		8- 0	
7- 0	1- 0	2- 0		HOME		0- 0	0- 0		4- 0	
3- 1	0- 0	0- 0		AWAY		0- 1	0- 0		3- 0	
2- 0	0- 0	0- 0		NEUTRAL		1- 0	0- 0		1- 0	
8- 5	3- 2	0- 2		CONFERENCE		1- 1	2- 0		2- 0	
5- 2	2- 1	0- 1		HOME		1- 0	1- 0		1- 0	
3- 3	1- 1	0- 1		AWAY		0- 1	1- 0		1- 0	
0- 0	0- 0	0- 0		NEUTRAL		0- 0	0- 0		0- 0	

RPI	S	Opponent	Score
2	A	South Carolina	71 86
13	H	Florida St.	82 72
14	H	Kentucky	85 79
15	H	Texas A&M	83 81
19	A	Tennessee	74 66
25	H	Georgia	61 71

RPI	S	Opponent	Score
32	H	Mississippi St.	70 76
35	A	Missouri	64 79
43	H	Arkansas St.	76 72
47	H	North Carolina St.	79 72

RPI	S	Opponent	Score
52	A	Auburn	58 80
68	A	Temple	91 97
75	H	Vanderbilt	79 67
77	N	Ball St.	85 79

RPI	S	Opponent	Score
131	A	Arkansas	71 66
132	H	LSU	53 45
159	H	Alabama	80 72
161	A	Ole Miss	85 65
171	A	Wisconsin	91 75
177	A	Colorado	83 61
185	A	South Ala.	72 60
194	H	Robert Morris	79 52
263	H	Saint Francis (PA)	122 65
271	N	UCF	93 79
297	H	Kennesaw St.	84 57
298	H	Savannah St.	99 34

## LAST 12 Division I GAMES:

75	H	Vanderbilt	79 67	35	A	Missouri	64 79
52	A	Auburn	58 80	159	H	Alabama	80 72
2	A	South Carolina	71 86	132	H	LSU	53 45
15	H	Texas A&M	83 81	25	H	Georgia	61 71
14	H	Kentucky	85 79	161	A	Ole Miss	85 65
131	A	Arkansas	71 66	19	A	Tennessee	74 66

Non-Div I Games:

Florida

■ Loss, 
 ■ Non-Conf, S Site, 
 ■ Home 
 ■ Away 
 N Neutral

Average RPI Win:	287	WON-LOST	WINNING	LAST 10	STRENGTH OF	OPP. STRENGTH	TEAM	ADJ.	CONF.	ADJ CONF.
Average RPI Loss:	227	RECORD	PCT. RANK	GAMES	SCHEDULE	OF SCHEDULE	RPI	RPI	RPI	RPI
DIV. I ONLY	11- 11	170	6- 3	349	294	292	292	31	31	
DIV. I NON-CONF.	4- 7	222	0- 1	343	162	312	312	30	30	
TOTALS	RPI 1-25	RPI 26-50	W-L RECORDS	RPI 51-100	RPI 101-150	RPI 150+				
11- 11	0- 0	0- 1	OVERALL	0- 0	0- 2	11- 8				
5- 4	0- 0	0- 0	HOME	0- 0	0- 1	5- 3				
4- 6	0- 0	0- 1	AWAY	0- 0	0- 1	4- 4				
2- 1	0- 0	0- 0	NEUTRAL	0- 0	0- 0	2- 1				
4- 7	0- 0	0- 1	NON-CONFERENCE	0- 0	0- 2	4- 4				
1- 2	0- 0	0- 0	HOME	0- 0	0- 1	1- 1				
1- 4	0- 0	0- 1	AWAY	0- 0	0- 1	1- 2				
2- 1	0- 0	0- 0	NEUTRAL	0- 0	0- 0	2- 1				
7- 4	0- 0	0- 0	CONFERENCE	0- 0	0- 0	7- 4				
4- 2	0- 0	0- 0	HOME	0- 0	0- 0	4- 2				
3- 2	0- 0	0- 0	AWAY	0- 0	0- 0	3- 2				
0- 0	0- 0	0- 0	NEUTRAL	0- 0	0- 0	0- 0				

RPI 1-25				RPI 26-50				RPI 51-100				RPI 101+				Team's RPI: 292	
RPI	S	Opponent	Score	RPI	S	Opponent	Score	RPI	S	Opponent	Score	RPI	S	Opponent	Score		
				39	A	Southern California	45 88					112	H	Mercer	50 54		
												116	A	North Carolina	58 94		
												151	A	Hampton	66 59		
												182	N	UC Davis	61 58		
												227	H	Morgan St.	62 67		
												248	A	Clemson	77 68		
												249	A	N.C. A&T	51 80		
												254	A	Bethune-Cookman	60 67		
												271	A	UCF	55 93		
												272	H	Coppin St.	79 73		
												295	A	FIU	65 81		
												297	H	Kennesaw St.	69 67		
												298	H	Savannah St.	59 38		
												306	H	South Carolina St.	62 68		
												308	N	Western Caro.	53 69		
												315	H	Southeastern La.	57 62		
												330	H	Delaware St.	86 56		
												333	N	New Orleans	71 60		
												346	A	Norfolk St.	83 67		
												349	A	N.C. Central	69 54		
												349	H	N.C. Central	55 45		
LAST 12 Division I GAMES:																	
				349	A	N.C. Central	69 54					227	H	Morgan St.	62 67		
				249	A	N.C. A&T	51 80					151	A	Hampton	66 59		
				330	H	Delaware St.	86 56					346	A	Norfolk St.	83 67		
				349	H	N.C. Central	55 45					112	H	Mercer	50 54		
				254	A	Bethune-Cookman	60 67					298	H	Savannah St.	59 38		
				272	H	Coppin St.	79 73					248	A	Clemson	77 68		

Non-Div I Games: Clark Atlanta 98 88 Fla. Memorial 66 62

Florida A&amp;M

■ Loss, 
 ■ Non-Conf, 
 ■ S Site, 
 ■ H Home 
 ■ A Away 
 N Neutral



Average RPI Win:	147	WON-LOST	WINNING	LAST 10	STRENGTH OF	OPP. STRENGTH	TEAM	ADJ.	CONF.	ADJ CONF.
Average RPI Loss:	13	RECORD	PCT. RANK	GAMES	SCHEDULE	OF SCHEDULE	RPI	RPI	RPI	RPI
DIV. I ONLY	21- 5	28	9- 1	46	58	13	13	5	5	
DIV. I NON-CONF.	10- 3	61	0- 0	27	115	22	22	5	5	
TOTALS	RPI 1-25	RPI 26-50	W-L RECORDS	RPI 51-100	RPI 101-150	RPI 150+				
21- 5	0- 5	2- 0	OVERALL	5- 0	8- 0	6- 0				
14- 0	0- 0	0- 0	HOME	5- 0	6- 0	3- 0				
6- 4	0- 4	2- 0	AWAY	0- 0	2- 0	2- 0				
1- 1	0- 1	0- 0	NEUTRAL	0- 0	0- 0	1- 0				
10- 3	0- 3	0- 0	NON-CONFERENCE	3- 0	3- 0	4- 0				
8- 0	0- 0	0- 0	HOME	3- 0	3- 0	2- 0				
1- 2	0- 2	0- 0	AWAY	0- 0	0- 0	1- 0				
1- 1	0- 1	0- 0	NEUTRAL	0- 0	0- 0	1- 0				
11- 2	0- 2	2- 0	CONFERENCE	2- 0	5- 0	2- 0				
6- 0	0- 0	0- 0	HOME	2- 0	3- 0	1- 0				
5- 2	0- 2	2- 0	AWAY	0- 0	2- 0	1- 0				
0- 0	0- 0	0- 0	NEUTRAL	0- 0	0- 0	0- 0				

RPI	S	Opponent	Score
3	N	UConn	49 73
6	A	Arizona St.	56 68
17	A	Syracuse	73 83
18	A	Louisville	69 79
21	A	Florida	72 82

RPI	S	Opponent	Score
28	A	Miami (FL)	69 58
45	A	Duke	69 53

RPI	S	Opponent	Score
51	H	Rutgers	65 43
68	H	Temple	75 47
83	H	Tulane	78 72
86	H	Georgia Tech	75 69
93	H	Virginia	70 48

RPI	S	Opponent	Score
112	H	Mercer	79 36
113	A	Wake Forest	96 55
116	H	North Carolina	94 63
117	H	Boston College	75 42
119	H	Virginia Tech	68 50
121	A	Pittsburgh	66 55
140	H	UAB	84 44
148	H	Jacksonville	77 60
235	N	Sam Houston St.	94 37
248	A	Clemson	85 40
248	H	Clemson	75 56
262	H	Murray St.	101 59
321	H	North Florida	80 28
326	A	LIU Brooklyn	78 42

## LAST 12 Division I GAMES:

17	A	Syracuse	73 83	28	A	Miami (FL)	69 58
116	H	North Carolina	94 63	93	H	Virginia	70 48
45	A	Duke	69 53	121	A	Pittsburgh	66 55
248	H	Clemson	75 56	248	A	Clemson	85 40
119	H	Virginia Tech	68 50	86	H	Georgia Tech	75 69
113	A	Wake Forest	96 55	117	H	Boston College	75 42

Non-Div I Games:

Florida St.

Average RPI Win:	219	WON-LOST	WINNING	LAST 10	STRENGTH OF	OPP. STRENGTH	TEAM	ADJ.	CONF.	ADJ CONF.
Average RPI Loss:	92	RECORD	PCT. RANK	GAMES	SCHEDULE	OF SCHEDULE	RPI	RPI	RPI	RPI
DIV. I ONLY	12- 14	192	6- 4	139	93	175	175	7	7	
DIV. I NON-CONF.	5- 8	209	0- 0	168	130	225	225	8	8	
TOTALS	RPI 1-25	RPI 26-50	W-L RECORDS	RPI 51-100	RPI 101-150	RPI 150+				
12- 14	0- 2	1- 3	OVERALL	0- 3	2- 4	9- 2				
10- 3	0- 0	1- 0	HOME	0- 2	2- 0	7- 1				
2- 9	0- 0	0- 2	AWAY	0- 1	0- 0	2- 0				
0- 2	0- 1	0- 0	NEUTRAL	0- 0	0- 1	0- 0				
5- 8	0- 1	0- 2	NON-CONFERENCE	0- 2	0- 2	5- 1				
4- 3	0- 0	0- 0	HOME	0- 2	0- 0	4- 1				
1- 3	0- 0	0- 2	AWAY	0- 0	0- 1	1- 0				
0- 2	0- 1	0- 0	NEUTRAL	0- 0	0- 1	0- 0				
7- 6	0- 1	1- 1	CONFERENCE	0- 1	2- 2	4- 1				
6- 0	0- 0	1- 0	HOME	0- 0	2- 0	3- 0				
1- 6	0- 1	0- 1	AWAY	0- 1	0- 2	1- 1				
0- 0	0- 0	0- 0	NEUTRAL	0- 0	0- 0	0- 0				

RPI 1-25				RPI 26-50				RPI 51-100				RPI 101+ Team's RPI: 175			
RPI	S	Opponent	Score	RPI	S	Opponent	Score	RPI	S	Opponent	Score	RPI	S	Opponent	Score
17	N	Syracuse	54 76	29	H	George Washington	76 69	68	H	Temple	44 57	106	A	Saint Joseph's	51 61
22	A	Duquesne	40 55	33	A	St. Bonaventure	41 55	75	H	Vanderbilt	40 53	106	H	Saint Joseph's	47 40
				38	A	Seton Hall	54 66	96	A	VCU	51 61	126	A	Penn St.	59 75
				40	A	Princeton	44 55					136	N	Texas Tech	48 62
												150	A	Davidson	51 69
												150	H	Davidson	51 40
												166	H	George Mason	66 54
												174	H	Delaware	48 55
												204	H	Rhode Island	50 42
												206	A	Richmond	48 52
												229	A	Manhattan	60 49
												231	A	Massachusetts	60 55
												267	H	Central Conn. St.	63 48
												278	H	La Salle	54 44
												312	H	A&M-Corpus Christi	67 49
												328	H	Lafayette	61 49
												330	H	Delaware St.	74 58
LAST 12 Division I GAMES:															
206	A	Richmond	48 52	96	A	VCU	51 61								
278	H	La Salle	54 44	150	A	Davidson	51 69								
106	A	Saint Joseph's	51 61	106	H	Saint Joseph's	47 40								
231	A	Massachusetts	60 55	166	H	George Mason	66 54								
29	H	George Washington	76 69	22	A	Duquesne	40 55								
204	H	Rhode Island	50 42	33	A	St. Bonaventure	41 55								

Non-Div I Games:

Fordham

■ Loss, 
 ■ Non-Conf, S Site, 
 ■ Home 
 ■ Away 
 N Neutral

Average RPI Win: 233		WON-LOST	WINNING	LAST 10	STRENGTH OF	OPP. STRENGTH	TEAM	ADJ.	CONF.	ADJ CONF.
Average RPI Loss: 106		RECORD	PCT. RANK	GAMES	SCHEDULE	OF SCHEDULE	RPI	RPI	RPI	RPI
DIV. I ONLY		13- 9	117	8- 2	184	157	138	138	19	19
DIV. I NON-CONF.		2- 7	280	0- 0	25	30	192	192	20	20
TOTALS	RPI 1-25		RPI 26-50		W-L RECORDS	RPI 51-100	RPI 101-150		RPI 150+	
13- 9	0- 0		0- 2		OVERALL	0- 4	1- 0		12- 3	
7- 4	0- 0		0- 2		HOME	0- 1	1- 0		6- 1	
5- 5	0- 0		0- 0		AWAY	0- 3	0- 0		5- 2	
1- 0	0- 0		0- 0		NEUTRAL	0- 0	0- 0		1- 0	
2- 7	0- 0		0- 2		NON-CONFERENCE	0- 4	0- 0		2- 1	
1- 3	0- 0		0- 2		HOME	0- 1	0- 0		1- 0	
0- 4	0- 0		0- 0		AWAY	0- 3	0- 0		0- 1	
1- 0	0- 0		0- 0		NEUTRAL	0- 0	0- 0		1- 0	
11- 2	0- 0		0- 0		CONFERENCE	0- 0	1- 0		10- 2	
6- 1	0- 0		0- 0		HOME	0- 0	1- 0		5- 1	
5- 1	0- 0		0- 0		AWAY	0- 0	0- 0		5- 1	
0- 0	0- 0		0- 0		NEUTRAL	0- 0	0- 0		0- 0	

RPI 1-25				RPI 26-50				RPI 51-100				RPI 101+				Team's RPI: 138	
RPI	S	Opponent	Score	RPI	S	Opponent	Score	RPI	S	Opponent	Score	RPI	S	Opponent	Score		
				29	H	George Washington	53 61	53	A	St. Mary's (CA)	81 83	147	H	Boise St.	62 57		
				30	H	Washington	79 89	59	A	UC Riverside	68 86	169	N	Northeastern	69 55		
								72	A	Utah	63 78	172	A	New Mexico	69 65		
								81	H	San Diego	68 72	184	A	San Jose St.	59 54		
												184	H	San Jose St.	64 66		
												187	A	UNLV	57 52		
												187	H	UNLV	58 54		
												196	A	Cal Poly	60 64		
												241	A	Wyoming	49 42		
												241	H	Wyoming	64 52		
												245	H	CSU Bakersfield	57 52		
												251	A	San Diego St.	54 65		
												251	H	San Diego St.	54 49		
												331	A	Nevada	67 59		
												331	H	Nevada	65 56		
												343	H	Air Force	70 46		
LAST 12 Division I GAMES:																	
				241	H	Wyoming	64 52	343	H	Air Force	70 46						
				331	H	Nevada	65 56	251	H	San Diego St.	54 49						
				251	A	San Diego St.	54 65	184	A	San Jose St.	59 54						
				187	A	UNLV	57 52	147	H	Boise St.	62 57						
				184	H	San Jose St.	64 66	331	A	Nevada	67 59						
				241	A	Wyoming	49 42	172	A	New Mexico	69 65						

Non-Div I Games:	Fresno Pacific	78	33	Stanislaus St.	72	49
------------------	----------------	----	----	----------------	----	----

Fresno St.

Loss, Non-Conf, S Site, H Home A Away N Neutral

Average RPI Win: <b>266</b>	WON-LOST	WINNING	LAST 10	STRENGTH OF	OPP. STRENGTH	TEAM	ADJ.	CONF.	ADJ CONF.
Average RPI Loss: <b>132</b>	RECORD	PCT. RANK	GAMES	SCHEDULE	OF SCHEDULE	RPI	RPI	RPI	RPI
DIV. I ONLY	11- 13	195	5- 5	242	210	219	219	17	17
DIV. I NON-CONF.	5- 8	209	0- 1	245	255	237	237	15	15
TOTALS	RPI 1-25	RPI 26-50	W-L RECORDS	RPI 51-100	RPI 101-150	RPI 150+			
11- 13	0- 1	0- 0	OVERALL	0- 4	1- 6	10- 2			
6- 5	0- 0	0- 0	HOME	0- 2	1- 3	5- 0			
5- 8	0- 0	0- 0	AWAY	0- 1	0- 1	5- 0			
0- 0	0- 0	0- 0	NEUTRAL	0- 0	0- 0	0- 0			
5- 8	0- 1	0- 0	NON-CONFERENCE	0- 2	0- 3	5- 2			
3- 2	0- 0	0- 0	HOME	0- 1	0- 1	3- 0			
2- 6	0- 1	0- 0	AWAY	0- 1	0- 2	2- 2			
0- 0	0- 0	0- 0	NEUTRAL	0- 0	0- 0	0- 0			
6- 5	0- 0	0- 0	CONFERENCE	0- 2	1- 3	5- 0			
3- 3	0- 0	0- 0	HOME	0- 1	1- 2	2- 0			
3- 2	0- 0	0- 0	AWAY	0- 1	0- 1	3- 0			
0- 0	0- 0	0- 0	NEUTRAL	0- 0	0- 0	0- 0			

RPI 1-25				RPI 26-50				RPI 51-100				RPI 101+ Team's RPI: 219			
RPI	S	Opponent	Score	RPI	S	Opponent	Score	RPI	S	Opponent	Score	RPI	S	Opponent	Score
25	A	Georgia	39 <b>77</b>					58	A	Chattanooga	46 <b>61</b>	112	H	Mercer	50 <b>61</b>
								58	H	Chattanooga	50 <b>56</b>	119	A	Virginia Tech	30 <b>59</b>
								89	H	Elon	55 <b>65</b>	123	A	UNC Asheville	71 <b>84</b>
								96	A	VCU	45 <b>67</b>	124	H	Samford	45 <b>58</b>
												145	A	ETSU	64 <b>68</b>
												145	H	ETSU	81 77
												150	H	Davidson	51 <b>69</b>
												206	A	Richmond	69 62
												211	A	USC Upstate	75 63
												248	H	Clemson	70 49
												266	A	Appalachian St.	78 <b>92</b>
												288	A	UNCG	75 59
												288	H	UNCG	85 71
												306	H	South Carolina St.	59 46
												308	A	Western Caro.	83 76
												309	A	Wofford	70 61
												309	H	Wofford	70 64
												311	H	Winthrop	71 52
												349	A	N.C. Central	61 <b>66</b>
LAST 12 Division I GAMES:															
288	H	UNCG	85 71	288	A	UNCG	75 59								
309	H	Wofford	70 64	308	A	Western Caro.	83 76								
145	A	ETSU	64 <b>68</b>	309	A	Wofford	70 61								
58	A	Chattanooga	46 <b>61</b>	58	H	Chattanooga	50 <b>56</b>								
112	H	Mercer	50 <b>61</b>	145	H	ETSU	81 77								
124	H	Samford	45 <b>58</b>	349	A	N.C. Central	61 <b>66</b>								

Non-Div I Games: Converse 89 52 North Greenville 69 39

Furman

■ Loss, 
 ■ Non-Conf, 
 ■ S Site, 
 ■ Home 
 ■ A Away 
 N Neutral

## Ga. Southern

Through Games Of Feb. 18, 2016

Average RPI Win:	262	WON-LOST	WINNING	LAST 10	STRENGTH OF	OPP. STRENGTH	TEAM	ADJ.	CONF.	ADJ CONF.
Average RPI Loss:	165	RECORD	PCT. RANK	GAMES	SCHEDULE	OF SCHEDULE	RPI	RPI	RPI	RPI
DIV. I ONLY	7- 17	276	3- 7	188	266	275	275	16	16	
DIV. I NON-CONF.	3- 6	234	0- 0	236	346	274	274	14	14	
TOTALS	RPI 1-25	RPI 26-50	W-L RECORDS	RPI 51-100	RPI 101-150	RPI 150+				
7- 17	0- 1	0- 2	OVERALL	0- 0	0- 5	7- 9				
4- 7	0- 0	0- 1	HOME	0- 0	0- 2	4- 4				
3- 9	0- 1	0- 1	AWAY	0- 0	0- 3	3- 4				
0- 1	0- 0	0- 0	NEUTRAL	0- 0	0- 0	0- 1				
3- 6	0- 1	0- 0	NON-CONFERENCE	0- 0	0- 1	3- 4				
2- 2	0- 0	0- 0	HOME	0- 0	0- 0	2- 2				
1- 3	0- 1	0- 0	AWAY	0- 0	0- 1	1- 1				
0- 1	0- 0	0- 0	NEUTRAL	0- 0	0- 0	0- 1				
4- 11	0- 0	0- 2	CONFERENCE	0- 0	0- 4	4- 5				
2- 5	0- 0	0- 1	HOME	0- 0	0- 2	2- 2				
2- 6	0- 0	0- 1	AWAY	0- 0	0- 2	2- 3				
0- 0	0- 0	0- 0	NEUTRAL	0- 0	0- 0	0- 0				

RPI 1-25				RPI 26-50				RPI 51-100				RPI 101+ Team's RPI: 275			
RPI	S	Opponent	Score	RPI	S	Opponent	Score	RPI	S	Opponent	Score	RPI	S	Opponent	Score
25	A	Georgia	28 75	43	A	Arkansas St.	54 77					112	A	Mercer	50 62
				43	H	Arkansas St.	52 79					130	A	Little Rock	36 69
												133	H	La.-Lafayette	39 56
												149	A	UT Arlington	31 70
												149	H	UT Arlington	41 53
												183	A	Stetson	57 79
												185	A	South Ala.	45 48
												185	H	South Ala.	57 43
												189	A	Troy	68 84
												189	H	Troy	66 81
												194	H	Robert Morris	49 64
												214	A	Texas St.	56 61
												214	H	Texas St.	78 64
												254	N	Bethune-Cookman	49 65
												266	A	Appalachian St.	65 50
												274	A	Georgia St.	61 50
												283	H	Jacksonville St.	60 56
												284	H	La.-Monroe	49 50
												298	A	Savannah St.	64 48
												316	H	Charleston So.	64 51
												335	H	Lipscomb	55 66
LAST 12 Division I GAMES:															
				43	H	Arkansas St.	52 79	130	A	Little Rock	36 69				
				185	A	South Ala.	45 48	266	A	Appalachian St.	65 50				
				189	A	Troy	68 84	274	A	Georgia St.	61 50				
				214	H	Texas St.	78 64	284	H	La.-Monroe	49 50				
				149	H	UT Arlington	41 53	133	H	La.-Lafayette	39 56				
				43	A	Arkansas St.	54 77	189	H	Troy	66 81				

Non-Div I Games:

Ga. Southern

■ Loss, 
 ■ Non-Conf, S Site, 
 ■ Home 
 ■ Away 
 N Neutral

Average RPI Win:	244	WON-LOST	WINNING	LAST 10	STRENGTH OF	OPP. STRENGTH	TEAM	ADJ.	CONF.	ADJ CONF.
Average RPI Loss:	186	RECORD	PCT. RANK	GAMES	SCHEDULE	OF SCHEDULE	RPI	RPI	RPI	RPI
DIV. I ONLY	15- 9	99	7- 3	308	249	202	202	28	28	
DIV. I NON-CONF.	4- 4	160	0- 0	310	111	264	264	29	29	
TOTALS	RPI 1-25	RPI 26-50	W-L RECORDS	RPI 51-100	RPI 101-150	RPI 150+				
15- 9	0- 0	0- 0	OVERALL	1- 1	2- 2	12- 6				
11- 2	0- 0	0- 0	HOME	1- 0	0- 0	10- 2				
4- 4	0- 0	0- 0	AWAY	0- 1	2- 0	2- 3				
0- 3	0- 0	0- 0	NEUTRAL	0- 0	0- 2	0- 1				
4- 4	0- 0	0- 0	NON-CONFERENCE	0- 0	1- 2	3- 2				
3- 1	0- 0	0- 0	HOME	0- 0	0- 0	3- 1				
1- 0	0- 0	0- 0	AWAY	0- 0	1- 0	0- 0				
0- 3	0- 0	0- 0	NEUTRAL	0- 0	0- 2	0- 1				
11- 5	0- 0	0- 0	CONFERENCE	1- 1	1- 0	9- 4				
8- 1	0- 0	0- 0	HOME	1- 0	0- 0	7- 1				
3- 4	0- 0	0- 0	AWAY	0- 1	1- 0	2- 3				
0- 0	0- 0	0- 0	NEUTRAL	0- 0	0- 0	0- 0				

RPI S	Opponent	Score	RPI S	Opponent	Score	RPI S	Opponent	Score	RPI S	Opponent	Score	Team's RPI: 202
						98	A Liberty	51 73	111	N Arizona	60 79	
						98	H Liberty	61 57	116	A North Carolina	66 65	
									118	N Western Mich.	44 71	
									123	A UNC Asheville	58 56	
									154	N SMU	61 69	
									167	H Pacific	77 84	
									197	A Radford	51 54	
									197	H Radford	54 50	
									222	A Presbyterian	53 60	
									222	H Presbyterian	51 40	
									247	A High Point	79 72	
									247	H High Point	82 70	
									279	A Campbell	70 35	
									279	H Campbell	68 56	
									288	H UNCG	59 57	
									296	H Coastal Caro.	56 59	
									297	H Kennesaw St.	70 56	
									309	H Wofford	64 61	
									311	A Winthrop	62 81	
									311	H Winthrop	70 52	
									316	H Charleston So.	63 55	
									324	H Longwood	67 42	
LAST 12 Division I GAMES:												
222	H Presbyterian	51 40	98	A Liberty	51 73							
247	A High Point	79 72	197	H Radford	54 50							
197	A Radford	51 54	324	H Longwood	67 42							
311	H Winthrop	70 52	123	A UNC Asheville	58 56							
279	H Campbell	68 56	316	H Charleston So.	63 55							
222	A Presbyterian	53 60	247	H High Point	82 70							

Non-Div I Games: Montreat 84 49 Bluefield Col. 64 51

Gardner-Webb

Loss, Non-Conf, S Site, H Home A Away N Neutral

## George Mason

Through Games Of Feb. 18, 2016

Average RPI Win:	203	WON-LOST	WINNING	LAST 10	STRENGTH OF	OPP. STRENGTH	TEAM	ADJ.	CONF.	ADJ CONF.
Average RPI Loss:	94	RECORD	PCT. RANK	GAMES	SCHEDULE	OF SCHEDULE	RPI	RPI	RPI	RPI
DIV. I ONLY	11- 15	219	4- 6	111	88	166	166	7	7	
DIV. I NON-CONF.	5- 8	209	0- 0	241	108	233	233	8	8	
TOTALS	RPI 1-25	RPI 26-50	W-L RECORDS	RPI 51-100	RPI 101-150	RPI 150+				
11- 15	0- 1	0- 3	OVERALL	2- 5	1- 3	8- 3				
7- 3	0- 1	0- 0	HOME	1- 2	1- 0	5- 0				
2- 11	0- 0	0- 2	AWAY	1- 3	0- 3	1- 3				
2- 1	0- 0	0- 1	NEUTRAL	0- 0	0- 0	2- 0				
5- 8	0- 0	0- 1	NON-CONFERENCE	0- 3	0- 2	5- 2				
3- 1	0- 0	0- 0	HOME	0- 1	0- 0	3- 0				
0- 6	0- 0	0- 0	AWAY	0- 2	0- 2	0- 2				
2- 1	0- 0	0- 1	NEUTRAL	0- 0	0- 0	2- 0				
6- 7	0- 1	0- 2	CONFERENCE	2- 2	1- 1	3- 1				
4- 2	0- 1	0- 0	HOME	1- 1	1- 0	2- 0				
2- 5	0- 0	0- 2	AWAY	1- 1	0- 1	1- 1				
0- 0	0- 0	0- 0	NEUTRAL	0- 0	0- 0	0- 0				

RPI	S	Opponent	Score	RPI	S	Opponent	Score	RPI	S	Opponent	Score	RPI	S	Opponent	Score	Team's RPI: 166
22	H	Duquesne	56 72	29	A	George Washington	68 82	52	A	Auburn	59 88	106	H	Saint Joseph's	55 41	
				33	A	St. Bonaventure	55 70	60	A	Dayton	58 81	111	A	Arizona	60 68	
				50	N	Western Ky.	58 84	61	A	Saint Louis	73 63	119	A	Virginia Tech	63 80	
								61	H	Saint Louis	50 61	150	A	Davidson	63 68	
								72	A	Utah	62 74	174	H	Delaware	90 83	
								87	H	Georgetown	57 63	175	A	Fordham	54 66	
								96	H	VCU	70 54	187	A	UNLV	59 67	
												190	N	Tulsa	64 63	
												197	A	Radford	63 66	
												204	A	Rhode Island	68 65	
												231	H	Massachusetts	64 59	
												268	N	Pepperdine	71 63	
												278	H	La Salle	79 70	
												281	H	Towson	88 76	
												343	H	Air Force	69 52	
LAST 12 Division I GAMES:																
204	A	Rhode Island	68 65	29	A	George Washington	68 82									
60	A	Dayton	58 81	96	H	VCU	70 54									
106	H	Saint Joseph's	55 41	33	A	St. Bonaventure	55 70									
150	A	Davidson	63 68	175	A	Fordham	54 66									
231	H	Massachusetts	64 59	278	H	La Salle	79 70									
61	H	Saint Louis	50 61	22	H	Duquesne	56 72									

Non-Div I Games:

George Mason

■ Loss, 
 ■ Non-Conf, 
 ■ S Site, 
 ■ H Home 
 ■ A Away 
 N Neutral

Average RPI Win:	148	WON-LOST	WINNING	LAST 10	STRENGTH OF	OPP. STRENGTH	TEAM	ADJ.	CONF.	ADJ CONF.
Average RPI Loss:	74	RECORD	PCT. RANK	GAMES	SCHEDULE	OF SCHEDULE	RPI	RPI	RPI	RPI
DIV. I ONLY	21- 5	28	8- 2	83	72	29	29	7	7	
DIV. I NON-CONF.	10- 3	61	0- 0	83	58	48	48	8	8	
TOTALS	RPI 1-25	RPI 26-50	W-L RECORDS	RPI 51-100	RPI 101-150	RPI 150+				
21- 5	1- 1	0- 1	OVERALL	5- 2	5- 0	10- 1				
11- 1	0- 0	0- 0	HOME	3- 1	1- 0	7- 0				
8- 3	1- 1	0- 1	AWAY	1- 0	4- 0	2- 1				
2- 1	0- 0	0- 0	NEUTRAL	1- 1	0- 0	1- 0				
10- 3	0- 1	0- 0	NON-CONFERENCE	2- 2	3- 0	5- 0				
5- 1	0- 0	0- 0	HOME	1- 1	1- 0	3- 0				
3- 1	0- 1	0- 0	AWAY	0- 0	2- 0	1- 0				
2- 1	0- 0	0- 0	NEUTRAL	1- 1	0- 0	1- 0				
11- 2	1- 0	0- 1	CONFERENCE	3- 0	2- 0	5- 1				
6- 0	0- 0	0- 0	HOME	2- 0	0- 0	4- 0				
5- 2	1- 0	0- 1	AWAY	1- 0	2- 0	1- 1				
0- 0	0- 0	0- 0	NEUTRAL	0- 0	0- 0	0- 0				

RPI 1-25				RPI 26-50				Team's RPI: 29	RPI 51-100				RPI 101+			
RPI	S	Opponent	Score	RPI	S	Opponent	Score		RPI	S	Opponent	Score	RPI	S	Opponent	Score
8	A	Stanford	63 84	33	A	St. Bonaventure	67 69		54	H	Villanova	78 70	104	A	Memphis	68 62
22	A	Duquesne	70 52						55	N	Iowa	81 77	106	A	Saint Joseph's	70 45
									60	A	Dayton	62 61	115	H	Iona	70 65
									60	H	Dayton	72 62	138	A	Fresno St.	61 53
									61	H	Saint Louis	89 80	150	A	Davidson	79 60
									62	H	FGCU	60 64	157	A	Illinois	70 57
									91	N	Wright St.	71 77	166	H	George Mason	82 68
													175	A	Fordham	69 76
													191	H	Grambling	85 58
													204	H	Rhode Island	68 52
													206	A	Richmond	62 47
													208	H	Hartford	82 51
													231	H	Massachusetts	67 50
													265	H	American	78 48
													269	N	Houston	82 78
													278	H	La Salle	83 59
LAST 12 Division I GAMES:																
33	A	St. Bonaventure	67 69	166	H	George Mason	82 68		231	H	Massachusetts	67 50				
60	H	Dayton	72 62	206	A	Richmond	62 47		22	A	Duquesne	70 52				
206	A	Richmond	62 47	175	A	Fordham	69 76		278	H	La Salle	83 59				
61	H	Saint Louis	89 80	60	A	Dayton	62 61		204	H	Rhode Island	68 52				
150	A	Davidson	79 60													

Non-Div I Games:

George Washington

■ Loss, 
 ■ Non-Conf, 
 ■ S Site, 
 ■ H Home 
 ■ A Away 
 N Neutral



Average RPI Win:	174	WON-LOST	WINNING	LAST 10	STRENGTH OF	OPP. STRENGTH	TEAM	ADJ.	CONF.	ADJ CONF.
Average RPI Loss:	79	RECORD	PCT. RANK	GAMES	SCHEDULE	OF SCHEDULE	RPI	RPI	RPI	RPI
DIV. I ONLY	14- 11	136	5- 5	87	84	87	87	6	6	
DIV. I NON-CONF.	7- 3	91	0- 0	163	273	80	80	6	6	
TOTALS	RPI 1-25	RPI 26-50	W-L RECORDS	RPI 51-100	RPI 101-150	RPI 150+				
14- 11	0- 2	1- 4	OVERALL	2- 1	4- 2	7- 2				
6- 3	0- 1	0- 2	HOME	1- 0	2- 0	3- 0				
6- 8	0- 1	1- 2	AWAY	1- 1	1- 2	3- 2				
2- 0	0- 0	0- 0	NEUTRAL	0- 0	1- 0	1- 0				
7- 3	0- 0	0- 1	NON-CONFERENCE	0- 0	2- 1	5- 1				
3- 0	0- 0	0- 0	HOME	0- 0	1- 0	2- 0				
2- 3	0- 0	0- 1	AWAY	0- 0	0- 1	2- 1				
2- 0	0- 0	0- 0	NEUTRAL	0- 0	1- 0	1- 0				
7- 8	0- 2	1- 3	CONFERENCE	2- 1	2- 1	2- 1				
3- 3	0- 1	0- 2	HOME	1- 0	1- 0	1- 0				
4- 5	0- 1	1- 1	AWAY	1- 1	1- 1	1- 1				
0- 0	0- 0	0- 0	NEUTRAL	0- 0	0- 0	0- 0				

RPI 1-25				RPI 26-50				RPI 51-100				RPI 101+			
RPI	S	Opponent	Score	RPI	S	Opponent	Score	RPI	S	Opponent	Score	RPI	S	Opponent	Score
20	A	DePaul	53 75	33	A	St. Bonaventure	54 69	54	A	Villanova	57 51	104	A	Memphis	53 57
20	H	DePaul	66 80	38	A	Seton Hall	73 65	82	A	Marquette	72 87	105	N	Quinnipiac	80 68
				38	H	Seton Hall	75 83	82	H	Marquette	75 72	119	H	Virginia Tech	73 56
				41	A	St. John's (NY)	55 63					134	A	Xavier	54 59
				41	H	St. John's (NY)	60 65					142	A	Creighton	57 44
												142	H	Creighton	69 57
												159	A	Alabama	66 78
												166	A	George Mason	63 57
												174	H	Delaware	61 50
												198	A	Butler	76 82
												252	A	Providence	82 51
												252	H	Providence	63 53
												281	H	Towson	82 46
												294	A	UMES	71 60
												341	N	St. Francis Brooklyn	74 52
LAST 12 Division I GAMES:															
41	A	St. John's (NY)	55 63	54	A	Villanova	57 51								
38	A	Seton Hall	73 65	38	H	Seton Hall	75 83								
20	H	DePaul	66 80	41	H	St. John's (NY)	60 65								
82	H	Marquette	75 72	82	A	Marquette	72 87								
142	A	Creighton	57 44	20	A	DePaul	53 75								
252	A	Providence	82 51	252	H	Providence	63 53								

Non-Div I Games:

Georgetown

■ Loss, 
 ■ Non-Conf, 
 ■ S Site, 
 ■ H Home 
 ■ A Away 
 N Neutral

Average RPI Win:	137	WON-LOST	WINNING	LAST 10	STRENGTH OF	OPP. STRENGTH	TEAM	ADJ.	CONF.	ADJ CONF.
Average RPI Loss:	55	RECORD	PCT. RANK	GAMES	SCHEDULE	OF SCHEDULE	RPI	RPI	RPI	RPI
DIV. I ONLY	19- 7	56	6- 1	24	56	25	25	2	2	
DIV. I NON-CONF.	12- 1	9	1- 0	86	159	13	13	2	2	
TOTALS	RPI 1-25	RPI 26-50	W-L RECORDS	RPI 51-100	RPI 101-150	RPI 150+				
19- 7	2- 3	3- 2	OVERALL	4- 0	2- 1	8- 1				
12- 3	0- 1	2- 1	HOME	2- 0	1- 1	7- 0				
6- 4	1- 2	1- 1	AWAY	2- 0	1- 0	1- 1				
1- 0	1- 0	0- 0	NEUTRAL	0- 0	0- 0	0- 0				
12- 1	1- 0	1- 1	NON-CONFERENCE	2- 0	1- 0	7- 0				
9- 0	0- 0	1- 0	HOME	1- 0	1- 0	6- 0				
2- 1	0- 0	0- 1	AWAY	1- 0	0- 0	1- 0				
1- 0	1- 0	0- 0	NEUTRAL	0- 0	0- 0	0- 0				
7- 6	1- 3	2- 1	CONFERENCE	2- 0	1- 1	1- 1				
3- 3	0- 1	1- 1	HOME	1- 0	0- 1	1- 0				
4- 3	1- 2	1- 0	AWAY	1- 0	1- 0	0- 1				
0- 0	0- 0	0- 0	NEUTRAL	0- 0	0- 0	0- 0				

RPI 1-25				RPI 26-50				RPI 51-100				RPI 101+			
RPI	S	Opponent	Score	RPI	S	Opponent	Score	RPI	S	Opponent	Score	RPI	S	Opponent	Score
2	A	South Carolina	51 61	26	A	Michigan St.	45 66	52	H	Auburn	63 30	112	H	Mercer	57 44
11	N	BYU	66 58	32	H	Mississippi St.	47 43	75	A	Vanderbilt	64 58	132	A	LSU	58 47
14	H	Kentucky	53 64	35	A	Missouri	65 50	86	H	Georgia Tech	78 66	132	H	LSU	46 53
15	A	Texas A&M	62 73	35	H	Missouri	48 54	91	A	Wright St.	63 57	159	A	Alabama	50 64
21	A	Florida	71 61	38	H	Seton Hall	70 52					161	H	Ole Miss	70 56

Non-Div I Games:

Georgia

■ Loss, 
 ■ Non-Conf, 
 ■ S Site, 
 ■ Home 
 ■ A Away 
 N Neutral

Average RPI Win:	255	WON-LOST	WINNING	LAST 10	STRENGTH OF	OPP. STRENGTH	TEAM	ADJ.	CONF.	ADJ CONF.
Average RPI Loss:	176	RECORD	PCT. RANK	GAMES	SCHEDULE	OF SCHEDULE	RPI	RPI	RPI	RPI
DIV. I ONLY	9- 15	246	2- 8	279	255	274	274	16	16	
DIV. I NON-CONF.	5- 4	138	0- 0	306	344	234	234	14	14	
TOTALS	RPI 1-25	RPI 26-50	W-L RECORDS	RPI 51-100	RPI 101-150	RPI 150+				
9- 15	0- 0	0- 1	OVERALL	0- 1	1- 4	8- 9				
4- 8	0- 0	0- 0	HOME	0- 1	0- 3	4- 4				
4- 7	0- 0	0- 1	AWAY	0- 0	1- 1	3- 5				
1- 0	0- 0	0- 0	NEUTRAL	0- 0	0- 0	1- 0				
5- 4	0- 0	0- 0	NON-CONFERENCE	0- 1	0- 0	5- 3				
2- 2	0- 0	0- 0	HOME	0- 1	0- 0	2- 1				
2- 2	0- 0	0- 0	AWAY	0- 0	0- 0	2- 2				
1- 0	0- 0	0- 0	NEUTRAL	0- 0	0- 0	1- 0				
4- 11	0- 0	0- 1	CONFERENCE	0- 0	1- 4	3- 6				
2- 6	0- 0	0- 0	HOME	0- 0	0- 3	2- 3				
2- 5	0- 0	0- 1	AWAY	0- 0	1- 1	1- 3				
0- 0	0- 0	0- 0	NEUTRAL	0- 0	0- 0	0- 0				

RPI 1-25			RPI 26-50			RPI 51-100			RPI 101+ Team's RPI: 274		
RPI	S	Opponent	Score	RPI	S	Opponent	Score	RPI	S	Opponent	Score
				43	A	Arkansas St.	54 75	84	H	Charlotte	71 83
								130	A	Little Rock	32 59
								130	H	Little Rock	39 54
								133	H	La.-Lafayette	57 77
								149	A	UT Arlington	68 63
								149	H	UT Arlington	45 74
								159	A	Alabama	56 72
								183	A	Stetson	80 72
								185	A	South Ala.	45 83
								185	H	South Ala.	52 60
								189	A	Troy	78 89
								189	H	Troy	90 97
								214	A	Texas St.	71 80
								214	H	Texas St.	73 62
								254	N	Bethune-Cookman	68 61
								266	A	Appalachian St.	80 75
								275	H	Ga. Southern	50 61
								276	A	Tennessee Tech	65 72
								284	H	La.-Monroe	65 52
								297	A	Kennesaw St.	66 62
								301	H	Morehead St.	90 99
								321	H	North Florida	76 63
								327	H	Howard	65 58
LAST 12 Division I GAMES:											
130	H	Little Rock	39 54	43	A	Arkansas St.	54 75				
189	A	Troy	78 89	266	A	Appalachian St.	80 75				
185	A	South Ala.	45 83	275	H	Ga. Southern	50 61				
149	H	UT Arlington	45 74	133	H	La.-Lafayette	57 77				
214	H	Texas St.	73 62	284	H	La.-Monroe	65 52				
130	A	Little Rock	32 59	185	H	South Ala.	52 60				

Non-Div I Games:

Georgia St.

■ Loss, 
 ■ Non-Conf, 
 ■ S Site, 
 ■ H Home 
 ■ A Away 
 N Neutral

Average RPI Win:	207	WON-LOST	WINNING	LAST 10	STRENGTH OF	OPP. STRENGTH	TEAM	ADJ.	CONF.	ADJ CONF.
Average RPI Loss:	37	RECORD	PCT. RANK	GAMES	SCHEDULE	OF SCHEDULE	RPI	RPI	RPI	RPI
DIV. I ONLY	15- 11	128	5- 5	50	85	86	86	5	5	
DIV. I NON-CONF.	10- 3	61	0- 0	139	317	84	84	5	5	
TOTALS	RPI 1-25	RPI 26-50	W-L RECORDS	RPI 51-100	RPI 101-150	RPI 150+				
15- 11	0- 6	0- 3	OVERALL	0- 1	5- 1	10- 0				
11- 4	0- 2	0- 1	HOME	0- 1	3- 0	8- 0				
3- 6	0- 4	0- 2	AWAY	0- 0	2- 0	1- 0				
1- 1	0- 0	0- 0	NEUTRAL	0- 0	0- 1	1- 0				
10- 3	0- 1	0- 1	NON-CONFERENCE	0- 0	2- 1	8- 0				
8- 0	0- 0	0- 0	HOME	0- 0	1- 0	7- 0				
1- 2	0- 1	0- 1	AWAY	0- 0	1- 0	0- 0				
1- 1	0- 0	0- 0	NEUTRAL	0- 0	0- 1	1- 0				
5- 8	0- 5	0- 2	CONFERENCE	0- 1	3- 0	2- 0				
3- 4	0- 2	0- 1	HOME	0- 1	2- 0	1- 0				
2- 4	0- 3	0- 1	AWAY	0- 0	1- 0	1- 0				
0- 0	0- 0	0- 0	NEUTRAL	0- 0	0- 0	0- 0				

RPI S Opponent Score	RPI S Opponent Score	RPI S Opponent Score	Team's RPI: 86	RPI S Opponent Score
1 A Notre Dame 76 85	28 H Miami (FL) 55 58	93 H Virginia 67 78		116 H North Carolina 80 73
1 H Notre Dame 42 54	44 A Indiana 60 69			117 H Boston College 62 56
13 A Florida St. 69 75	47 A North Carolina St. 57 65			119 A Virginia Tech 51 34
17 A Syracuse 52 71				120 N UNI 58 61
18 H Louisville 65 78				124 H Samford 66 55
25 A Georgia 66 78				125 A IUPUI 60 50
				159 H Alabama 70 58
				165 H Loyola Chicago 84 77
				211 H USC Upstate 87 46
				247 N High Point 81 61
				248 A Clemson 76 63
				248 H Clemson 77 48
				280 H Alabama St. 80 54
				287 H Prairie View 96 48
				315 H Southeastern La. 102 49
				341 H St. Francis Brooklyn 89 51
LAST 12 Division I GAMES:				
248 H Clemson 77 48	248 A Clemson 76 63			
28 H Miami (FL) 55 58	93 H Virginia 67 78			
17 A Syracuse 52 71	116 H North Carolina 80 73			
119 A Virginia Tech 51 34	13 A Florida St. 69 75			
117 H Boston College 62 56	47 A North Carolina St. 57 65			
1 H Notre Dame 42 54	18 H Louisville 65 78			

Non-Div I Games:

Georgia Tech

Average RPI Win:	204	WON-LOST	WINNING	LAST 10	STRENGTH OF	OPP. STRENGTH	TEAM	ADJ.	CONF.	ADJ CONF.
Average RPI Loss:	59	RECORD	PCT. RANK	GAMES	SCHEDULE	OF SCHEDULE	RPI	RPI	RPI	RPI
DIV. I ONLY	17- 10	97	4- 6	123	91	99	99	8	8	
DIV. I NON-CONF.	8- 4	99	0- 0	124	90	114	114	9	9	
TOTALS	RPI 1-25	RPI 26-50	W-L RECORDS	RPI 51-100	RPI 101-150	RPI 150+				
17- 10	0- 2	1- 1	OVERALL	2- 5	1- 2	13- 0				
12- 3	0- 1	1- 1	HOME	1- 1	1- 0	9- 0				
5- 6	0- 1	0- 0	AWAY	1- 4	0- 1	4- 0				
0- 1	0- 0	0- 0	NEUTRAL	0- 0	0- 1	0- 0				
8- 4	0- 1	1- 1	NON-CONFERENCE	1- 1	0- 1	6- 0				
6- 2	0- 1	1- 1	HOME	0- 0	0- 0	5- 0				
2- 1	0- 0	0- 0	AWAY	1- 1	0- 0	1- 0				
0- 1	0- 0	0- 0	NEUTRAL	0- 0	0- 1	0- 0				
9- 6	0- 1	0- 0	CONFERENCE	1- 4	1- 1	7- 0				
6- 1	0- 0	0- 0	HOME	1- 1	1- 0	4- 0				
3- 5	0- 1	0- 0	AWAY	0- 3	0- 1	3- 0				
0- 0	0- 0	0- 0	NEUTRAL	0- 0	0- 0	0- 0				

RPI 1-25				RPI 26-50				RPI 51-100 Team's RPI: 99				RPI 101+			
RPI	S	Opponent	Score	RPI	S	Opponent	Score	RPI	S	Opponent	Score	RPI	S	Opponent	Score
8	H	Stanford	48 65	36	H	West Virginia	62 57	53	A	St. Mary's (CA)	47 66	101	A	San Francisco	52 71
11	A	BYU	54 58	39	H	Southern California	56 60	53	H	St. Mary's (CA)	68 69	101	H	San Francisco	68 47
								56	A	Santa Clara	64 71	116	N	North Carolina	62 67
								56	H	Santa Clara	53 44	160	H	Montana St.	65 52
								60	A	Dayton	57 47	167	H	Pacific	68 61
								74	A	Washington St.	48 55	187	H	Eastern Wash.	78 56
								81	A	San Diego	54 63	224	H	Grand Canyon	70 44
												238	A	Loyola Marymount	66 59
												238	H	Loyola Marymount	83 68
												241	H	Wyoming	61 57
												268	A	Pepperdine	74 57
												268	H	Pepperdine	56 39
												286	A	Portland	71 63
												286	H	Portland	86 51
												304	A	Colgate	80 50
												343	H	Air Force	88 35
LAST 12 Division I GAMES:															
				53	A	St. Mary's (CA)	47 66	167	H	Pacific	68 61				
				286	H	Portland	86 51	53	H	St. Mary's (CA)	68 69				
				268	H	Pepperdine	56 39	81	A	San Diego	54 63				
				238	H	Loyola Marymount	83 68	11	A	BYU	54 58				
				101	A	San Francisco	52 71	286	A	Portland	71 63				
				56	A	Santa Clara	64 71	56	H	Santa Clara	53 44				

Non-Div I Games:

Gonzaga

■ Loss, 
 ■ Non-Conf, 
 S Site, 
 ■ Home 
 ■ Away 
 N Neutral

## Grambling

Through Games Of Feb. 18, 2016

Average RPI Win: <b>292</b>	WON-LOST	WINNING	LAST 10	STRENGTH OF	OPP. STRENGTH	TEAM	ADJ.	CONF.	ADJ CONF.
Average RPI Loss: <b>165</b>	RECORD	PCT. RANK	GAMES	SCHEDULE	OF SCHEDULE	RPI	RPI	RPI	RPI
DIV. I ONLY	10- 12	201	7- 3	228	330	191	191	32	32
DIV. I NON-CONF.	1- 8	320	0- 0	51	91	207	207	31	31
TOTALS	RPI 1-25	RPI 26-50	W-L RECORDS	RPI 51-100	RPI 101-150	RPI 150+			
10- 12	0- 1	0- 2	OVERALL	0- 0	0- 2	10- 7			
4- 2	0- 0	0- 0	HOME	0- 0	0- 0	4- 2			
6- 10	0- 0	0- 0	AWAY	0- 0	0- 2	6- 2			
0- 0	0- 0	0- 0	NEUTRAL	0- 0	0- 0	0- 0			
1- 8	0- 1	0- 2	NON-CONFERENCE	0- 0	0- 2	1- 3			
0- 0	0- 0	0- 0	HOME	0- 0	0- 0	0- 0			
1- 8	0- 1	0- 2	AWAY	0- 0	0- 2	1- 3			
0- 0	0- 0	0- 0	NEUTRAL	0- 0	0- 0	0- 0			
9- 4	0- 0	0- 0	CONFERENCE	0- 0	0- 0	9- 4			
4- 2	0- 0	0- 0	HOME	0- 0	0- 0	4- 2			
5- 2	0- 0	0- 0	AWAY	0- 0	0- 0	5- 2			
0- 0	0- 0	0- 0	NEUTRAL	0- 0	0- 0	0- 0			

RPI 1-25				RPI 26-50				RPI 51-100				RPI 101+ Team's RPI: 191			
RPI	S	Opponent	Score	RPI	S	Opponent	Score	RPI	S	Opponent	Score	RPI	S	Opponent	Score
4	A	Baylor	42 <b>96</b>	29	A	George Washington	58 <b>85</b>					127	A	Northwestern St.	62 <b>71</b>
				32	A	Mississippi St.	43 <b>107</b>					136	A	Texas Tech	55 <b>70</b>
												159	A	Alabama	57 <b>72</b>
												180	A	Southern U.	68 <b>80</b>
												180	H	Southern U.	65 52
												190	A	Tulsa	51 <b>79</b>
												218	A	William & Mary	55 <b>74</b>
												244	A	Texas Southern	49 46
												244	H	Texas Southern	50 <b>62</b>
												280	H	Alabama St.	89 69
												287	A	Prairie View	51 44
												287	H	Prairie View	69 66
												305	A	Jackson St.	79 58
												320	A	Nicholls St.	69 65
												322	A	Alcorn	85 76
												322	H	Alcorn	66 <b>70</b>
												338	A	Ark.-Pine Bluff	68 <b>83</b>
												345	H	Alabama A&M	75 56
												348	A	Mississippi Val.	65 52
LAST 12 Division I GAMES:															
244	A	Texas Southern	49 46	305	A	Jackson St.	79 58								
287	A	Prairie View	51 44	244	H	Texas Southern	50 <b>62</b>								
322	H	Alcorn	66 <b>70</b>	287	H	Prairie View	69 66								
180	H	Southern U.	65 52	322	A	Alcorn	85 76								
348	A	Mississippi Val.	65 52	180	A	Southern U.	68 <b>80</b>								
338	A	Ark.-Pine Bluff	68 <b>83</b>	280	H	Alabama St.	89 69								

Non-Div I Games: Southern-N.O. 73 61 LSU-Alexandria 106 50

Grambling

■ Loss, 
 ■ Non-Conf, S Site, 
 ■ Home 
 ■ Away 
 N Neutral

## Grand Canyon

Through Games Of Feb. 18, 2016

Average RPI Win: <b>266</b>	WON-LOST	WINNING	LAST 10	STRENGTH OF	OPP. STRENGTH	TEAM	ADJ.	CONF.	ADJ CONF.
Average RPI Loss: <b>138</b>	RECORD	PCT. RANK	GAMES	SCHEDULE	OF SCHEDULE	RPI	RPI	RPI	RPI
DIV. I ONLY	<b>11- 13</b>	<b>195</b>	<b>6- 4</b>	<b>230</b>	<b>258</b>	<b>224</b>	<b>224</b>	<b>25</b>	<b>25</b>
DIV. I NON-CONF.	<b>5- 8</b>	<b>209</b>	<b>0- 0</b>	<b>215</b>	<b>181</b>	<b>224</b>	<b>224</b>	<b>25</b>	<b>25</b>
TOTALS	RPI 1-25	RPI 26-50	W-L RECORDS	RPI 51-100	RPI 101-150	RPI 150+			
11- 13	0- 0	0- 2	OVERALL	0- 5	0- 1	11- 5			
4- 6	0- 0	0- 0	HOME	0- 2	0- 1	4- 3			
7- 3	0- 0	0- 0	AWAY	0- 0	0- 0	7- 0			
0- 4	0- 0	0- 2	NEUTRAL	0- 1	0- 0	0- 1			
5- 8	0- 0	0- 2	NON-CONFERENCE	0- 3	0- 1	5- 2			
2- 3	0- 0	0- 0	HOME	0- 1	0- 1	2- 1			
3- 1	0- 0	0- 0	AWAY	0- 1	0- 0	3- 0			
0- 4	0- 0	0- 2	NEUTRAL	0- 1	0- 0	0- 1			
6- 5	0- 0	0- 0	CONFERENCE	0- 2	0- 0	6- 3			
2- 3	0- 0	0- 0	HOME	0- 1	0- 0	2- 2			
4- 2	0- 0	0- 0	AWAY	0- 1	0- 0	4- 1			
0- 0	0- 0	0- 0	NEUTRAL	0- 0	0- 0	0- 0			

RPI S	Opponent	Score	RPI S	Opponent	Score	RPI S	Opponent	Score	RPI S	Opponent	Score	Team's RPI: 224
36 N	West Virginia	50 <b>68</b>	59 H	UC Riverside	67 <b>85</b>	122 H	Hawaii	41 <b>74</b>				
39 N	Southern California	44 <b>75</b>	63 N	Abilene Christian	71 <b>75</b>	156 H	Oral Roberts	66 64				
			95 A	New Mexico St.	58 <b>60</b>	164 H	Northern Colo.	69 59				
			95 H	New Mexico St.	44 <b>64</b>	185 H	South Ala.	56 <b>59</b>				
			99 A	Gonzaga	44 <b>70</b>	195 A	UTRGV	28 <b>52</b>				
						195 H	UTRGV	66 <b>68</b>				
						216 A	Utah Valley	61 53				
						245 A	CSU Bakersfield	61 51				
						261 A	Seattle	67 54				
						261 H	Seattle	60 53				
						300 A	UMKC	68 59				
						300 H	UMKC	57 <b>63</b>				
						307 A	North Dakota St.	76 67				
						310 N	Fairleigh Dickinson	68 <b>74</b>				
						332 A	UC Irvine	58 53				
						336 H	Chicago St.	74 36				
						343 A	Air Force	73 39				
LAST 12 Division I GAMES:												
300 A	UMKC	68 59	300 H	UMKC	57 <b>63</b>							
261 H	Seattle	60 53	336 H	Chicago St.	74 36							
195 H	UTRGV	66 <b>68</b>	216 A	Utah Valley	61 53							
95 H	New Mexico St.	44 <b>64</b>	95 A	New Mexico St.	58 <b>60</b>							
261 A	Seattle	67 54	195 A	UTRGV	28 <b>52</b>							
245 A	CSU Bakersfield	61 51	59 H	UC Riverside	67 <b>85</b>							

Non-Div I Games: Western St. 77 40 San Diego Christian 60 40 Arizona Christian 87 54

Grand Canyon

Loss, Non-Conf, S Site, H Home A Away N Neutral

Average RPI Win: <b>152</b>	WON-LOST	WINNING	LAST 10	STRENGTH OF	OPP. STRENGTH	TEAM	ADJ.	CONF.	ADJ CONF.
Average RPI Loss: <b>116</b>	RECORD	PCT. RANK	GAMES	SCHEDULE	OF SCHEDULE	RPI	RPI	RPI	RPI
DIV. I ONLY	22- 3	10	9- 1	76	111	23	23	14	14
DIV. I NON-CONF.	10- 2	33	0- 0	48	20	16	16	16	16
TOTALS	RPI 1-25	RPI 26-50	W-L RECORDS	RPI 51-100	RPI 101-150	RPI 150+			
22- 3	0- 0	0- 0	OVERALL	6- 2	5- 0	11- 1			
12- 1	0- 0	0- 0	HOME	4- 0	2- 0	6- 1			
9- 0	0- 0	0- 0	AWAY	1- 0	3- 0	5- 0			
1- 2	0- 0	0- 0	NEUTRAL	1- 2	0- 0	0- 0			
10- 2	0- 0	0- 0	NON-CONFERENCE	5- 2	2- 0	3- 0			
6- 0	0- 0	0- 0	HOME	4- 0	1- 0	1- 0			
3- 0	0- 0	0- 0	AWAY	0- 0	1- 0	2- 0			
1- 2	0- 0	0- 0	NEUTRAL	1- 2	0- 0	0- 0			
12- 1	0- 0	0- 0	CONFERENCE	1- 0	3- 0	8- 1			
6- 1	0- 0	0- 0	HOME	0- 0	1- 0	5- 1			
6- 0	0- 0	0- 0	AWAY	1- 0	2- 0	3- 0			
0- 0	0- 0	0- 0	NEUTRAL	0- 0	0- 0	0- 0			

RPI S	Opponent	Score	RPI S	Opponent	Score	RPI S	Opponent	Score	RPI S	Opponent	Score
51	N Rutgers	43 54	60	H Dayton	68 52	102	H Belmont	66 62	103	A Youngstown St.	68 60
65	H South Dakota St.	58 57	75	H Vanderbilt	58 56	103	H Youngstown St.	69 35	108	A Drake	86 61
82	H Marquette	75 55	83	N Tulane	79 58	146	A Northern Ky.	81 73	165	H Loyola Chicago	65 51
91	A Wright St.	63 58	93	N Virginia	59 68	171	A Wisconsin	72 58	178	H Detroit	58 36
						181	A Milwaukee	63 42	181	H Milwaukee	69 46
						198	A Butler	55 46	205	H Oakland	56 58
						213	A Ill.-Chicago	58 40	213	H Ill.-Chicago	64 22
						242	H Valparaiso	81 42	291	A Cleveland St.	66 45
						291	H Cleveland St.	71 53			
LAST 12 Division I GAMES:											
213	A Ill.-Chicago	58 40	91	A Wright St.	63 58						
291	H Cleveland St.	71 53	146	A Northern Ky.	81 73						
103	H Youngstown St.	69 35	213	H Ill.-Chicago	64 22						
181	H Milwaukee	69 46	242	H Valparaiso	81 42						
178	H Detroit	58 36	103	A Youngstown St.	68 60						
205	H Oakland	56 58	291	A Cleveland St.	66 45						

Non-Div I Games:

Green Bay

■ Loss, 
■ Non-Conf, 
■ S Site, 
■ H Home 
■ A Away 
N Neutral



Average RPI Win:	261	WON-LOST	WINNING	LAST 10	STRENGTH OF	OPP. STRENGTH	TEAM	ADJ.	CONF.	ADJ CONF.
Average RPI Loss:	112	RECORD	PCT. RANK	GAMES	SCHEDULE	OF SCHEDULE	RPI	RPI	RPI	RPI
DIV. I ONLY	11- 13	195	8- 2	100	248	151	151	31	31	
DIV. I NON-CONF.	2- 11	306	0- 2	5	55	148	148	30	30	
TOTALS	RPI 1-25	RPI 26-50	W-L RECORDS	RPI 51-100	RPI 101-150	RPI 150+				
11- 13	0- 2	0- 3	OVERALL	0- 4	1- 0	10- 4				
5- 4	0- 0	0- 1	HOME	0- 1	0- 0	5- 2				
4- 9	0- 2	0- 2	AWAY	0- 3	0- 0	4- 2				
2- 0	0- 0	0- 0	NEUTRAL	0- 0	1- 0	1- 0				
2- 11	0- 2	0- 3	NON-CONFERENCE	0- 4	1- 0	1- 2				
0- 3	0- 0	0- 1	HOME	0- 1	0- 0	0- 1				
0- 8	0- 2	0- 2	AWAY	0- 3	0- 0	0- 1				
2- 0	0- 0	0- 0	NEUTRAL	0- 0	1- 0	1- 0				
9- 2	0- 0	0- 0	CONFERENCE	0- 0	0- 0	9- 2				
5- 1	0- 0	0- 0	HOME	0- 0	0- 0	5- 1				
4- 1	0- 0	0- 0	AWAY	0- 0	0- 0	4- 1				
0- 0	0- 0	0- 0	NEUTRAL	0- 0	0- 0	0- 0				

RPI 1-25				RPI 26-50				RPI 51-100				RPI 101+ Team's RPI: 151			
RPI	S	Opponent	Score	RPI	S	Opponent	Score	RPI	S	Opponent	Score	RPI	S	Opponent	Score
2	A	South Carolina	48 86	27	A	UTEP	54 78	57	A	Oregon	51 86	113	N	Wake Forest	47 42
7	A	Texas	52 79	37	H	James Madison	56 68	74	A	Washington St.	61 68	183	A	Stetson	59 68
				40	A	Princeton	55 79	90	H	Drexel	36 57	204	N	Rhode Island	59 54
								100	A	Iowa St.	59 95	225	H	Lehigh	56 63
												227	A	Morgan St.	65 51
												227	H	Morgan St.	60 47
												249	A	N.C. A&T	55 52
												254	H	Bethune-Cookman	60 45
												292	H	Florida A&M	59 66
												294	A	UMES	76 55
												298	H	Savannah St.	65 53
												306	H	South Carolina St.	63 50
												327	A	Howard	77 83
												346	H	Norfolk St.	73 62
												349	A	N.C. Central	76 42
LAST 12 Division I GAMES:															
227	H	Morgan St.	60 47	349	A	N.C. Central	76 42								
327	A	Howard	77 83	249	A	N.C. A&T	55 52								
294	A	UMES	76 55	292	H	Florida A&M	59 66								
346	H	Norfolk St.	73 62	254	H	Bethune-Cookman	60 45								
306	H	South Carolina St.	63 50	40	A	Princeton	55 79								
298	H	Savannah St.	65 53	183	A	Stetson	59 68								

Non-Div I Games:

Hampton

■ Loss, 
 ■ Non-Conf, S Site, 
 ■ Home 
 ■ Away 
 N Neutral

Average RPI Win: <b>258</b>	WON-LOST	WINNING	LAST 10	STRENGTH OF	OPP. STRENGTH	TEAM	ADJ.	CONF.	ADJ CONF.
Average RPI Loss: <b>127</b>	RECORD	PCT. RANK	GAMES	SCHEDULE	OF SCHEDULE	RPI	RPI	RPI	RPI
DIV. I ONLY	<b>11- 15</b>	<b>219</b>	<b>5- 5</b>	<b>169</b>	<b>197</b>	<b>208</b>	<b>208</b>	<b>15</b>	<b>15</b>
DIV. I NON-CONF.	<b>4- 9</b>	<b>245</b>	<b>0- 0</b>	<b>116</b>	<b>151</b>	<b>211</b>	<b>211</b>	<b>18</b>	<b>18</b>
TOTALS	RPI 1-25	RPI 26-50	W-L RECORDS	RPI 51-100	RPI 101-150	RPI 150+			
11- 15	0- 1	0- 2	OVERALL	0- 3	0- 4	11- 5			
7- 5	0- 1	0- 1	HOME	0- 0	0- 1	7- 2			
4- 10	0- 0	0- 1	AWAY	0- 3	0- 3	4- 3			
0- 0	0- 0	0- 0	NEUTRAL	0- 0	0- 0	0- 0			
4- 9	0- 1	0- 1	NON-CONFERENCE	0- 2	0- 2	4- 3			
3- 2	0- 1	0- 0	HOME	0- 0	0- 0	3- 1			
1- 7	0- 0	0- 1	AWAY	0- 2	0- 2	1- 2			
0- 0	0- 0	0- 0	NEUTRAL	0- 0	0- 0	0- 0			
7- 6	0- 0	0- 1	CONFERENCE	0- 1	0- 2	7- 2			
4- 3	0- 0	0- 1	HOME	0- 0	0- 1	4- 1			
3- 3	0- 0	0- 0	AWAY	0- 1	0- 1	3- 1			
0- 0	0- 0	0- 0	NEUTRAL	0- 0	0- 0	0- 0			

RPI 1-25				RPI 26-50				RPI 51-100				RPI 101+ Team's RPI: 208			
RPI	S	Opponent	Score	RPI	S	Opponent	Score	RPI	S	Opponent	Score	RPI	S	Opponent	Score
6	H	Arizona St.	29 <b>60</b>	29	A	George Washington	51 <b>82</b>	62	A	FGCU	44 <b>64</b>	105	A	Quinnipiac	69 <b>71</b>
				48	H	Albany (NY)	41 <b>78</b>	66	A	Michigan	47 <b>83</b>	117	A	Boston College	28 <b>62</b>
								80	A	Maine	43 <b>61</b>	137	A	Stony Brook	35 <b>58</b>
												137	H	Stony Brook	42 <b>45</b>
												152	H	Cornell	53 50
												162	A	UMBC	51 <b>58</b>
												162	H	UMBC	65 57
												231	A	Massachusetts	57 <b>63</b>
												233	A	Binghamton	41 39
												233	H	Binghamton	47 <b>53</b>
												236	H	Dartmouth	36 <b>43</b>
												239	H	New Hampshire	48 44
												240	A	Sacred Heart	68 67
												252	A	Providence	50 <b>69</b>
												267	H	Central Conn. St.	49 41
												289	A	Vermont	51 47
												289	H	Vermont	52 50
												318	A	UMass Lowell	75 70
												318	H	UMass Lowell	72 59
												328	H	Lafayette	55 50
LAST 12 Division I GAMES:															
162	A	UMBC	51 <b>58</b>	80	A	Maine	43 <b>61</b>								
289	H	Vermont	52 50	239	H	New Hampshire	48 44								
233	A	Binghamton	41 39	162	H	UMBC	65 57								
137	H	Stony Brook	42 <b>45</b>	137	A	Stony Brook	35 <b>58</b>								
318	A	UMass Lowell	75 70	289	A	Vermont	51 47								
48	H	Albany (NY)	41 <b>78</b>	233	H	Binghamton	47 <b>53</b>								

Non-Div I Games:

Hartford

■ Loss, 
 ■ Non-Conf, S Site, 
 ■ Home 
 ■ Away 
 N Neutral

Average RPI Win:	201	WON-LOST	WINNING	LAST 10	STRENGTH OF	OPP. STRENGTH	TEAM	ADJ.	CONF.	ADJ CONF.
Average RPI Loss:	108	RECORD	PCT. RANK	GAMES	SCHEDULE	OF SCHEDULE	RPI	RPI	RPI	RPI
DIV. I ONLY	10- 11	191	6- 4	71	184	114	114	10	10	
DIV. I NON-CONF.	5- 8	209	1- 3	97	205	157	157	11	11	
TOTALS	RPI 1-25	RPI 26-50	W-L RECORDS	RPI 51-100	RPI 101-150	RPI 150+				
10- 11	0- 0	0- 3	OVERALL	0- 4	2- 1	8- 3				
2- 5	0- 0	0- 2	HOME	0- 2	0- 0	2- 1				
7- 6	0- 0	0- 1	AWAY	0- 2	1- 1	6- 2				
1- 0	0- 0	0- 0	NEUTRAL	0- 0	1- 0	0- 0				
5- 8	0- 0	0- 1	NON-CONFERENCE	0- 4	2- 1	3- 2				
2- 2	0- 0	0- 0	HOME	0- 2	0- 0	2- 0				
2- 6	0- 0	0- 1	AWAY	0- 2	1- 1	1- 2				
1- 0	0- 0	0- 0	NEUTRAL	0- 0	1- 0	0- 0				
5- 3	0- 0	0- 2	CONFERENCE	0- 0	0- 0	5- 1				
0- 3	0- 0	0- 2	HOME	0- 0	0- 0	0- 1				
5- 0	0- 0	0- 0	AWAY	0- 0	0- 0	5- 0				
0- 0	0- 0	0- 0	NEUTRAL	0- 0	0- 0	0- 0				

RPI 1-25			RPI 26-50			RPI 51-100			RPI 101+			Team's RPI: 114
RPI	S	Opponent	Score	RPI	S	Opponent	Score	RPI	S	Opponent	Score	
				34	H	Penn	48 68	58	A	Chattanooga	58 62	110 N Toledo 76 70
				40	H	Princeton	83 92	62	A	FGCU	65 74	124 A Samford 60 54
				42	A	South Fla.	59 86	80	H	Maine	53 64	137 A Stony Brook 63 64
								97	H	Eastern Mich.	81 85	152 A Cornell 65 56
												155 A Yale 72 69
												193 A Fairfield 50 67
												201 A Brown 87 79
												204 A Rhode Island 52 56
												220 A Columbia 69 66
												230 A Rice 67 61
												231 H Massachusetts 67 65
												236 A Dartmouth 56 43
												236 H Dartmouth 64 70
												347 H Boston U. 73 55
LAST 12 Division I GAMES:												
155	A	Yale	72 69	236	H	Dartmouth	64 70					
201	A	Brown	87 79	236	A	Dartmouth	56 43					
40	H	Princeton	83 92	58	A	Chattanooga	58 62					
34	H	Penn	48 68	124	A	Samford	60 54					
220	A	Columbia	69 66	137	A	Stony Brook	63 64					
152	A	Cornell	65 56	193	A	Fairfield	50 67					

Non-Div I Games:

Harvard

■ Loss, 
 ■ Non-Conf, S Site, 
 ■ Home 
 ■ Away 
 N Neutral

Average RPI Win:	237	WON-LOST	WINNING	LAST 10	STRENGTH OF	OPP. STRENGTH	TEAM	ADJ.	CONF.	ADJ CONF.
Average RPI Loss:	75	RECORD	PCT. RANK	GAMES	SCHEDULE	OF SCHEDULE	RPI	RPI	RPI	RPI
DIV. I ONLY	16- 9	90	8- 2	173	141	122	122	22	22	
DIV. I NON-CONF.	7- 6	156	0- 0	90	9	109	109	21	21	
TOTALS	RPI 1-25	RPI 26-50	W-L RECORDS	RPI 51-100	RPI 101-150	RPI 150+				
16- 9	0- 4	0- 1	OVERALL	0- 2	2- 0	14- 2				
7- 5	0- 2	0- 1	HOME	0- 2	1- 0	6- 0				
9- 2	0- 0	0- 0	AWAY	0- 0	1- 0	8- 2				
0- 2	0- 2	0- 0	NEUTRAL	0- 0	0- 0	0- 0				
7- 6	0- 4	0- 1	NON-CONFERENCE	0- 1	0- 0	7- 0				
2- 4	0- 2	0- 1	HOME	0- 1	0- 0	2- 0				
5- 0	0- 0	0- 0	AWAY	0- 0	0- 0	5- 0				
0- 2	0- 2	0- 0	NEUTRAL	0- 0	0- 0	0- 0				
9- 3	0- 0	0- 0	CONFERENCE	0- 1	2- 0	7- 2				
5- 1	0- 0	0- 0	HOME	0- 1	1- 0	4- 0				
4- 2	0- 0	0- 0	AWAY	0- 0	1- 0	3- 2				
0- 0	0- 0	0- 0	NEUTRAL	0- 0	0- 0	0- 0				

RPI	S	Opponent	Score	RPI	S	Opponent	Score	RPI	S	Opponent	Score	RPI	S	Opponent	Score	Team's RPI: 122
2	H	South Carolina	51 67	34	H	Penn	54 64	59	H	UC Riverside	74 77	143	A	Long Beach St.	67 55	
6	H	Arizona St.	49 75					74	H	Washington St.	52 62	143	H	Long Beach St.	60 42	
11	N	BYU	56 67									170	A	Sacramento St.	74 72	
15	N	Texas A&M	41 82									182	A	UC Davis	58 60	
												182	H	UC Davis	70 50	
												184	A	San Jose St.	76 73	
												196	A	Cal Poly	64 58	
												224	A	Grand Canyon	74 41	
												238	H	Loyola Marymount	65 51	
												245	A	CSU Bakersfield	65 55	
												245	H	CSU Bakersfield	74 60	
												255	A	UC Santa Barbara	63 62	
												277	A	Northern Ariz.	61 52	
												290	A	CSUN	60 63	
												290	H	CSUN	77 50	
												332	A	UC Irvine	83 65	
												332	H	UC Irvine	59 35	
												339	H	Cal St. Fullerton	62 53	
LAST 12 Division I GAMES:																
182	H	UC Davis	70 50	290	A	CSUN	60 63									
143	H	Long Beach St.	60 42	332	A	UC Irvine	83 65									
255	A	UC Santa Barbara	63 62	59	H	UC Riverside	74 77									
196	A	Cal Poly	64 58	290	H	CSUN	77 50									
332	H	UC Irvine	59 35	182	A	UC Davis	58 60									
339	H	Cal St. Fullerton	62 53	143	A	Long Beach St.	67 55									

Non-Div I Games:

Hawaii

■ Loss, 
 ■ Non-Conf, S Site, 
 ■ Home 
 ■ Away 
 N Neutral

Average RPI Win:	269	WON-LOST	WINNING	LAST 10	STRENGTH OF	OPP. STRENGTH	TEAM	ADJ.	CONF.	ADJ CONF.
Average RPI Loss:	158	RECORD	PCT. RANK	GAMES	SCHEDULE	OF SCHEDULE	RPI	RPI	RPI	RPI
DIV. I ONLY	8- 15	258	6- 4	198	245	247	247	28	28	
DIV. I NON-CONF.	0- 8	338	0- 0	77	32	286	286	29	29	
TOTALS	RPI 1-25	RPI 26-50	W-L RECORDS	RPI 51-100	RPI 101-150	RPI 150+				
8- 15	0- 1	0- 1	OVERALL	0- 4	0- 3	8- 6				
4- 5	0- 0	0- 0	HOME	0- 1	0- 2	4- 2				
4- 8	0- 1	0- 1	AWAY	0- 2	0- 0	4- 4				
0- 2	0- 0	0- 0	NEUTRAL	0- 1	0- 1	0- 0				
0- 8	0- 1	0- 1	NON-CONFERENCE	0- 3	0- 2	0- 1				
0- 2	0- 0	0- 0	HOME	0- 1	0- 1	0- 0				
0- 4	0- 1	0- 1	AWAY	0- 1	0- 0	0- 1				
0- 2	0- 0	0- 0	NEUTRAL	0- 1	0- 1	0- 0				
8- 7	0- 0	0- 0	CONFERENCE	0- 1	0- 1	8- 5				
4- 3	0- 0	0- 0	HOME	0- 0	0- 1	4- 2				
4- 4	0- 0	0- 0	AWAY	0- 1	0- 0	4- 3				
0- 0	0- 0	0- 0	NEUTRAL	0- 0	0- 0	0- 0				

RPI 1-25				RPI 26-50				RPI 51-100				RPI 101+ Team's RPI: 247			
RPI	S	Opponent	Score	RPI	S	Opponent	Score	RPI	S	Opponent	Score	RPI	S	Opponent	Score
12	A	Maryland	50 105	47	A	North Carolina St.	48 89	86	N	Georgia Tech	61 81	123	H	UNC Asheville	81 82
								89	A	Elon	69 80	140	N	UAB	46 56
								96	H	VCU	39 69	150	H	Davidson	60 62
								98	A	Liberty	43 56	197	A	Radford	56 54
												197	H	Radford	71 66
												202	A	Gardner-Webb	70 82
												202	H	Gardner-Webb	72 79
												222	A	Presbyterian	70 82
												222	H	Presbyterian	61 47
												279	A	Campbell	69 55
												288	A	UNCG	72 82
												296	A	Coastal Caro.	53 79
												296	H	Coastal Caro.	53 52
												311	A	Winthrop	74 67
												316	H	Charleston So.	62 64
												324	A	Longwood	89 70
												324	H	Longwood	79 68
LAST 12 Division I GAMES:															
324	A	Longwood	89 70	123	H	UNC Asheville	81 82								
202	H	Gardner-Webb	72 79	311	A	Winthrop	74 67								
296	A	Coastal Caro.	53 79	279	A	Campbell	69 55								
222	H	Presbyterian	61 47	296	H	Coastal Caro.	53 52								
98	A	Liberty	43 56	202	A	Gardner-Webb	70 82								
197	A	Radford	56 54	316	H	Charleston So.	62 64								

Non-Div I Games: Greensboro 82 49

High Point

■ Loss, 
 ■ Non-Conf, 
 ■ S Site, 
 ■ Home 
 ■ A Away 
 N Neutral

## Hofstra

Through Games Of Feb. 18, 2016

Average RPI Win: <b>210</b>	WON-LOST	WINNING	LAST 10	STRENGTH OF	OPP. STRENGTH	TEAM	ADJ.	CONF.	ADJ CONF.
Average RPI Loss: <b>82</b>	RECORD	PCT. RANK	GAMES	SCHEDULE	OF SCHEDULE	RPI	RPI	RPI	RPI
DIV. I ONLY	18- 6	48	7- 3	160	161	67	67	13	13
DIV. I NON-CONF.	9- 2	37	0- 0	216	201	68	68	12	12
TOTALS	RPI 1-25	RPI 26-50	W-L RECORDS	RPI 51-100	RPI 101-150	RPI 150+			
18- 6	0- 1	0- 2	OVERALL	1- 2	3- 0	14- 1			
9- 1	0- 0	0- 1	HOME	1- 0	3- 0	5- 0			
8- 4	0- 0	0- 1	AWAY	0- 2	0- 0	8- 1			
1- 1	0- 1	0- 0	NEUTRAL	0- 0	0- 0	1- 0			
9- 2	0- 1	0- 0	NON-CONFERENCE	0- 0	3- 0	6- 1			
4- 0	0- 0	0- 0	HOME	0- 0	3- 0	1- 0			
4- 1	0- 0	0- 0	AWAY	0- 0	0- 0	4- 1			
1- 1	0- 1	0- 0	NEUTRAL	0- 0	0- 0	1- 0			
9- 4	0- 0	0- 2	CONFERENCE	1- 2	0- 0	8- 0			
5- 1	0- 0	0- 1	HOME	1- 0	0- 0	4- 0			
4- 3	0- 0	0- 1	AWAY	0- 2	0- 0	4- 0			
0- 0	0- 0	0- 0	NEUTRAL	0- 0	0- 0	0- 0			

RPI 1-25				RPI 26-50				RPI 51-100				Team's RPI: 67		RPI 101+			
RPI	S	Opponent	Score	RPI	S	Opponent	Score	RPI	S	Opponent	Score			RPI	S	Opponent	Score
9	N	Oregon St.	50 73	37	A	James Madison	42 57	89	A	Elon	60 61			106	H	Saint Joseph's	75 62
				37	H	James Madison	54 71	89	H	Elon	59 49			137	H	Stony Brook	71 66
								90	A	Drexel	64 67			139	H	Buffalo	79 36
														169	H	Northeastern	75 50
														174	H	Delaware	58 49
														179	A	Marist	71 67
														193	A	Fairfield	67 53
														210	A	Col. of Charleston	62 58
														218	A	William & Mary	61 53
														218	H	William & Mary	75 45
														231	A	Massachusetts	56 57
														232	H	Navy	65 63
														257	A	UNCW	68 64
														265	A	American	60 51
														281	A	Towson	74 56
														281	H	Towson	64 60
														296	N	Coastal Caro.	82 40
														330	A	Delaware St.	66 49
LAST 12 Division I GAMES:																	
				37	A	James Madison	42 57					281	H	Towson	64 60		
				218	A	William & Mary	61 53					169	H	Northeastern	75 50		
				281	A	Towson	74 56					218	H	William & Mary	75 45		
				37	H	James Madison	54 71					257	A	UNCW	68 64		
				89	H	Elon	59 49					210	A	Col. of Charleston	62 58		
				90	A	Drexel	64 67					89	A	Elon	60 61		

Non-Div I Games:

Hofstra

■ Loss, 
 ■ Non-Conf, S Site, 
 ■ Home 
 ■ Away 
 N Neutral

## Holy Cross

Through Games Of Feb. 18, 2016

Average RPI Win:	281	WON-LOST	WINNING	LAST 10	STRENGTH OF	OPP. STRENGTH	TEAM	ADJ.	CONF.	ADJ CONF.
Average RPI Loss:	155	RECORD	PCT. RANK	GAMES	SCHEDULE	OF SCHEDULE	RPI	RPI	RPI	RPI
DIV. I ONLY	11- 14	207	5- 5	255	271	243	243	26	26	
DIV. I NON-CONF.	3- 8	258	0- 0	302	187	320	320	28	28	
TOTALS	RPI 1-25	RPI 26-50	W-L RECORDS	RPI 51-100	RPI 101-150	RPI 150+				
11- 14	0- 0	0- 0	OVERALL	0- 4	0- 4	11- 6				
8- 4	0- 0	0- 0	HOME	0- 2	0- 0	8- 2				
3- 10	0- 0	0- 0	AWAY	0- 2	0- 4	3- 4				
0- 0	0- 0	0- 0	NEUTRAL	0- 0	0- 0	0- 0				
3- 8	0- 0	0- 0	NON-CONFERENCE	0- 0	0- 4	3- 4				
3- 2	0- 0	0- 0	HOME	0- 0	0- 0	3- 2				
0- 6	0- 0	0- 0	AWAY	0- 0	0- 4	0- 2				
0- 0	0- 0	0- 0	NEUTRAL	0- 0	0- 0	0- 0				
8- 6	0- 0	0- 0	CONFERENCE	0- 4	0- 0	8- 2				
5- 2	0- 0	0- 0	HOME	0- 2	0- 0	5- 0				
3- 4	0- 0	0- 0	AWAY	0- 2	0- 0	3- 2				
0- 0	0- 0	0- 0	NEUTRAL	0- 0	0- 0	0- 0				

RPI 1-25				RPI 26-50				RPI 51-100				RPI 101+				Team's RPI: 243	
RPI	S	Opponent	Score	RPI	S	Opponent	Score	RPI	S	Opponent	Score	RPI	S	Opponent	Score		
								70	A	Army West Point	58	77	105	A	Quinnipiac	61	74
								70	H	Army West Point	49	80	117	A	Boston College	51	60
								85	A	Bucknell	64	74	121	A	Pittsburgh	50	56
								85	H	Bucknell	51	58	126	A	Penn St.	82	86
													155	A	Yale	59	69
													225	A	Lehigh	58	61
													225	H	Lehigh	77	71
													229	H	Manhattan	58	44
													231	H	Massachusetts	60	74
													232	A	Navy	49	50
													232	H	Navy	57	49
													236	H	Dartmouth	54	60
													237	H	Bryant	65	64
													265	H	American	59	54
													289	H	Vermont	77	63
													304	A	Colgate	80	71
													304	H	Colgate	70	61
													318	A	UMass Lowell	67	75
													328	A	Lafayette	57	54
													328	H	Lafayette	66	49
													347	A	Boston U.	60	41
LAST 12 Division I GAMES:																	
				70	H	Army West Point	49	80				265	H	American	59	54	
				225	H	Lehigh	77	71				70	A	Army West Point	58	77	
				328	A	Lafayette	57	54				225	A	Lehigh	58	61	
				85	A	Bucknell	64	74				328	H	Lafayette	66	49	
				304	H	Colgate	70	61				85	H	Bucknell	51	58	
				232	A	Navy	49	50				304	A	Colgate	80	71	

Non-Div I Games:

Holy Cross

■ Loss, 
 ■ Non-Conf, 
 ■ S Site, 
 ■ H Home 
 ■ A Away 
 N Neutral

Average RPI Win:	254	WON-LOST	WINNING	LAST 10	STRENGTH OF	OPP. STRENGTH	TEAM	ADJ.	CONF.	ADJ CONF.
Average RPI Loss:	123	RECORD	PCT. RANK	GAMES	SCHEDULE	OF SCHEDULE	RPI	RPI	RPI	RPI
DIV. I ONLY	5- 20	312	1- 9	141	108	269	269	9	9	
DIV. I NON-CONF.	4- 7	222	0- 0	155	257	209	209	7	7	
TOTALS	RPI 1-25	RPI 26-50	W-L RECORDS	RPI 51-100	RPI 101-150	RPI 150+				
5- 20	0- 1	0- 2	OVERALL	0- 6	1- 2	4- 9				
2- 9	0- 1	0- 0	HOME	0- 2	1- 1	1- 5				
3- 8	0- 0	0- 1	AWAY	0- 2	0- 1	3- 4				
0- 3	0- 0	0- 1	NEUTRAL	0- 2	0- 0	0- 0				
4- 7	0- 0	0- 1	NON-CONFERENCE	0- 2	1- 1	3- 3				
1- 3	0- 0	0- 0	HOME	0- 0	1- 1	0- 2				
3- 1	0- 0	0- 0	AWAY	0- 0	0- 0	3- 1				
0- 3	0- 0	0- 1	NEUTRAL	0- 2	0- 0	0- 0				
1- 13	0- 1	0- 1	CONFERENCE	0- 4	0- 1	1- 6				
1- 6	0- 1	0- 0	HOME	0- 2	0- 0	1- 3				
0- 7	0- 0	0- 1	AWAY	0- 2	0- 1	0- 3				
0- 0	0- 0	0- 0	NEUTRAL	0- 0	0- 0	0- 0				

RPI	S	Opponent	Score	RPI	S	Opponent	Score	RPI	S	Opponent	Score	RPI	S	Opponent	Score	Team's RPI: 269
3	H	UConn	37 <b>76</b>	29	N	George Washington	78 <b>82</b>	55	N	Iowa	50 <b>64</b>	104	A	Memphis	57 <b>74</b>	
				42	A	South Fla.	49 <b>73</b>	68	A	Temple	48 <b>78</b>	133	H	La.-Lafayette	52 51	
								68	H	Temple	66 <b>75</b>	143	H	Long Beach St.	41 <b>47</b>	
								83	A	Tulane	48 <b>70</b>	154	H	SMU	48 <b>50</b>	
								83	H	Tulane	56 <b>59</b>	173	A	East Carolina	70 <b>76</b>	
								91	N	Wright St.	61 <b>75</b>	173	H	East Carolina	59 <b>68</b>	
												187	H	UNLV	60 <b>63</b>	
												190	A	Tulsa	28 <b>44</b>	
												190	H	Tulsa	62 <b>79</b>	
												195	H	UTRGV	45 <b>55</b>	
												209	A	Cincinnati	50 <b>56</b>	
												210	A	Col. of Charleston	48 <b>55</b>	
												230	A	Rice	62 59	
												271	H	UCF	64 55	
												312	A	A&M-Corpus Christi	76 73	
												325	A	Incarinate Word	67 51	
LAST 12 Division I GAMES:																
173	H	East Carolina	59 <b>68</b>	68	A	Temple	48 <b>78</b>									
190	A	Tulsa	28 <b>44</b>	190	H	Tulsa	62 <b>79</b>									
83	H	Tulane	56 <b>59</b>	173	A	East Carolina	70 <b>76</b>									
271	H	UCF	64 55	154	H	SMU	48 <b>50</b>									
209	A	Cincinnati	50 <b>56</b>	3	H	UConn	37 <b>76</b>									
42	A	South Fla.	49 <b>73</b>	104	A	Memphis	57 <b>74</b>									

Non-Div I Games:

Houston

■ Loss, 
■ Non-Conf, S Site, 
■ Home 
■ Away 
N Neutral



## Houston Baptist

Through Games Of Feb. 18, 2016

Average RPI Win:	292	WON-LOST	WINNING	LAST 10	STRENGTH OF	OPP. STRENGTH	TEAM	ADJ.	CONF.	ADJ CONF.
Average RPI Loss:	169	RECORD	PCT. RANK	GAMES	SCHEDULE	OF SCHEDULE	RPI	RPI	RPI	RPI
DIV. I ONLY	9- 12	217	5- 5	277	290	246	246	27	27	
DIV. I NON-CONF.	2- 5	253	0- 0	129	304	215	215	26	26	
TOTALS	RPI 1-25	RPI 26-50	W-L RECORDS	RPI 51-100	RPI 101-150	RPI 150+				
9- 12	0- 0	0- 1	OVERALL	0- 1	0- 3	9- 7				
4- 4	0- 0	0- 0	HOME	0- 0	0- 1	4- 3				
4- 8	0- 0	0- 1	AWAY	0- 1	0- 2	4- 4				
1- 0	0- 0	0- 0	NEUTRAL	0- 0	0- 0	1- 0				
2- 5	0- 0	0- 1	NON-CONFERENCE	0- 0	0- 1	2- 3				
0- 2	0- 0	0- 0	HOME	0- 0	0- 1	0- 1				
1- 3	0- 0	0- 1	AWAY	0- 0	0- 0	1- 2				
1- 0	0- 0	0- 0	NEUTRAL	0- 0	0- 0	1- 0				
7- 7	0- 0	0- 0	CONFERENCE	0- 1	0- 2	7- 4				
4- 2	0- 0	0- 0	HOME	0- 0	0- 0	4- 2				
3- 5	0- 0	0- 0	AWAY	0- 1	0- 2	3- 2				
0- 0	0- 0	0- 0	NEUTRAL	0- 0	0- 0	0- 0				

RPI 1-25			RPI 26-50			RPI 51-100			RPI 101+ Team's RPI: 246		
RPI	S	Opponent	Score	RPI	S	Opponent	Score	RPI	S	Opponent	Score
				27	A	UTEP	63 98	63	A	Abilene Christian	60 77
								109	A	Central Ark.	44 45
								127	A	Northwestern St.	44 55
								149	H	UT Arlington	40 64
								168	H	McNeese St.	64 71
								172	A	New Mexico	57 65
								214	H	Texas St.	66 71
								228	H	Stephen F. Austin	50 64
								235	A	Sam Houston St.	70 78
								235	H	Sam Houston St.	67 63
								244	A	Texas Southern	77 65
								253	A	UTSA	50 79
								260	N	Omaha	64 51
								282	A	Lamar	70 77
								282	H	Lamar	77 66
								312	A	A&M-Corpus Christi	73 59
								315	H	Southeastern La.	64 56
								320	H	Nicholls St.	80 71
								325	A	Incarnate Word	62 61
								333	A	New Orleans	71 51
LAST 12 Division I GAMES:											
325	A	Incarnate Word	62 61	63	A	Abilene Christian	60 77				
235	A	Sam Houston St.	70 78	282	A	Lamar	70 77				
282	H	Lamar	77 66	333	A	New Orleans	71 51				
228	H	Stephen F. Austin	50 64	109	A	Central Ark.	44 45				
312	A	A&M-Corpus Christi	73 59	315	H	Southeastern La.	64 56				
235	H	Sam Houston St.	67 63	320	H	Nicholls St.	80 71				

Non-Div I Games: Trinity (TX) 60 46 Huston-Tillotson 96 65 Paul Quinn 95 42

Houston Baptist

Loss, Non-Conf, S Site, H Home A Away N Neutral

Average RPI Win: <b>252</b>	WON-LOST	WINNING	LAST 10	STRENGTH OF	OPP. STRENGTH	TEAM	ADJ.	CONF.	ADJ CONF.
Average RPI Loss: <b>211</b>	RECORD	PCT. RANK	GAMES	SCHEDULE	OF SCHEDULE	RPI	RPI	RPI	RPI
DIV. I ONLY	5- 19	309	2- 7	307	286	327	327	31	31
DIV. I NON-CONF.	2- 11	306	1- 1	180	216	281	281	30	30
TOTALS	RPI 1-25	RPI 26-50	W-L RECORDS	RPI 51-100	RPI 101-150	RPI 150+			
5- 19	0- 2	0- 0	OVERALL	0- 0	0- 4	5- 13			
2- 7	0- 0	0- 0	HOME	0- 0	0- 0	2- 7			
3- 11	0- 1	0- 0	AWAY	0- 0	0- 3	3- 6			
0- 1	0- 0	0- 0	NEUTRAL	0- 0	0- 1	0- 0			
2- 11	0- 2	0- 0	NON-CONFERENCE	0- 0	0- 4	2- 5			
1- 3	0- 0	0- 0	HOME	0- 0	0- 0	1- 3			
1- 7	0- 2	0- 0	AWAY	0- 0	0- 3	1- 2			
0- 1	0- 0	0- 0	NEUTRAL	0- 0	0- 1	0- 0			
3- 8	0- 0	0- 0	CONFERENCE	0- 0	0- 0	3- 8			
1- 4	0- 0	0- 0	HOME	0- 0	0- 0	1- 4			
2- 4	0- 0	0- 0	AWAY	0- 0	0- 0	2- 4			
0- 0	0- 0	0- 0	NEUTRAL	0- 0	0- 0	0- 0			

RPI 1-25				RPI 26-50				RPI 51-100				RPI 101+ Team's RPI: 327			
RPI	S	Opponent	Score	RPI	S	Opponent	Score	RPI	S	Opponent	Score	RPI	S	Opponent	Score
17	A	Syracuse	48 <b>97</b>									107	A	Northwestern	49 <b>89</b>
22	A	Duquesne	62 <b>86</b>									111	A	Arizona	28 <b>65</b>
												112	N	Mercer	53 <b>70</b>
												134	A	Xavier	47 <b>70</b>
												151	H	Hampton	83 77
												152	H	Cornell	76 74
												158	H	Old Dominion	64 <b>83</b>
												213	A	Ill.-Chicago	48 <b>75</b>
												227	A	Morgan St.	66 <b>78</b>
												249	A	N.C. A&T	70 <b>88</b>
												254	H	Bethune-Cookman	77 <b>81</b>
												272	A	Coppin St.	71 69
												272	H	Coppin St.	67 <b>83</b>
												274	A	Georgia St.	58 <b>65</b>
												278	H	La Salle	68 <b>71</b>
												294	A	UMES	59 <b>62</b>
												294	H	UMES	57 <b>79</b>
												326	H	LIU Brooklyn	72 <b>89</b>
												330	A	Delaware St.	86 <b>87</b>
												337	A	Mt. St. Mary's	62 49
												346	H	Norfolk St.	108 <b>110</b>
												349	A	N.C. Central	68 61
LAST 12 Division I GAMES:															
294	H	UMES	57 <b>79</b>	254	H	Bethune-Cookman	77 <b>81</b>								
272	A	Coppin St.	71 69	330	A	Delaware St.	86 <b>87</b>								
151	H	Hampton	83 77	272	H	Coppin St.	67 <b>83</b>								
346	H	Norfolk St.	108 <b>110</b>	152	H	Cornell	76 74								
294	A	UMES	59 <b>62</b>	17	A	Syracuse	48 <b>97</b>								
227	A	Morgan St.	66 <b>78</b>	134	A	Xavier	47 <b>70</b>								

Non-Div I Games:

Howard

Average RPI Win:	277	WON-LOST	WINNING	LAST 10	STRENGTH OF	OPP. STRENGTH	TEAM	ADJ.	CONF.	ADJ CONF.
Average RPI Loss:	168	RECORD	PCT. RANK	GAMES	SCHEDULE	OF SCHEDULE	RPI	RPI	RPI	RPI
DIV. I ONLY	4- 20	321	2- 8	179	256	317	317	18	18	
DIV. I NON-CONF.	2- 9	296	0- 0	159	289	296	296	19	19	
TOTALS	RPI 1-25	RPI 26-50	W-L RECORDS	RPI 51-100	RPI 101-150	RPI 150+				
4- 20	0- 0	0- 2	OVERALL	0- 3	0- 3	4- 12				
4- 7	0- 0	0- 1	HOME	0- 1	0- 2	4- 3				
0- 13	0- 0	0- 1	AWAY	0- 2	0- 1	0- 9				
0- 0	0- 0	0- 0	NEUTRAL	0- 0	0- 0	0- 0				
2- 9	0- 0	0- 2	NON-CONFERENCE	0- 0	0- 2	2- 5				
2- 3	0- 0	0- 1	HOME	0- 0	0- 1	2- 1				
0- 6	0- 0	0- 1	AWAY	0- 0	0- 1	0- 4				
0- 0	0- 0	0- 0	NEUTRAL	0- 0	0- 0	0- 0				
2- 11	0- 0	0- 0	CONFERENCE	0- 3	0- 1	2- 7				
2- 4	0- 0	0- 0	HOME	0- 1	0- 1	2- 2				
0- 7	0- 0	0- 0	AWAY	0- 2	0- 0	0- 5				
0- 0	0- 0	0- 0	NEUTRAL	0- 0	0- 0	0- 0				

RPI S	Opponent	Score	RPI S	Opponent	Score	RPI S	Opponent	Score	RPI S	Opponent	Score	Team's RPI: 317
31	A Ohio	52 79	65	A South Dakota St.	64 92	118	H Western Mich.	48 70				
44	H Indiana	72 79	65	H South Dakota St.	42 61	125	H IUPUI	50 69				
			78	A South Dakota	60 92	146	A Northern Ky.	64 77				
						156	A Oral Roberts	59 61				
						156	H Oral Roberts	54 48				
						178	A Detroit	63 64				
						181	A Milwaukee	60 73				
						193	A Fairfield	62 74				
						205	A Oakland	74 81				
						211	H USC Upstate	81 84				
						221	A Western Ill.	87 88				
						221	H Western Ill.	74 78				
						260	A Omaha	64 71				
						260	H Omaha	58 60				
						303	A Denver	50 53				
						303	H Denver	61 49				
						307	A North Dakota St.	85 94				
						314	H Kent St.	86 68				
						336	H Chicago St.	62 51				
LAST 12 Division I GAMES:												
156	H Oral Roberts	54 48	307	A North Dakota St.	85 94							
65	A South Dakota St.	64 92	78	A South Dakota	60 92							
260	A Omaha	64 71	156	A Oral Roberts	59 61							
221	A Western Ill.	87 88	65	H South Dakota St.	42 61							
303	H Denver	61 49	303	A Denver	50 53							
260	H Omaha	58 60	221	H Western Ill.	74 78							

Non-Div I Games: Trine 82 62 Grace (IN) 91 39

IPFW

Loss, Non-Conf, S Site, H Home A Away N Neutral

IUPUI				STRENGTH OF SCHEDULE	OPP. STRENGTH OF SCHEDULE	TEAM RPI	ADJ. RPI	CONF. RPI	ADJ CONF. RPI
Average RPI Win:	226	WON-LOST RECORD	WINNING PCT. RANK						
Average RPI Loss:	153		LAST 10 GAMES						
DIV. I ONLY	16- 8	82	7- 3	264	192	125	125	18	18
DIV. I NON-CONF.	7- 4	110	0- 0	201	129	112	112	19	19
-----									
TOTALS	RPI 1-25	RPI 26-50	W-L RECORDS	RPI 51-100	RPI 101-150	RPI 150+			
16- 8	0- 1	0- 0	OVERALL	2- 3	1- 0	13- 4			
7- 2	0- 0	0- 0	HOME	1- 1	1- 0	5- 1			
8- 6	0- 1	0- 0	AWAY	1- 2	0- 0	7- 3			
1- 0	0- 0	0- 0	NEUTRAL	0- 0	0- 0	1- 0			
7- 4	0- 1	0- 0	NON-CONFERENCE	2- 1	1- 0	4- 2			
3- 1	0- 0	0- 0	HOME	1- 1	1- 0	1- 0			
3- 3	0- 1	0- 0	AWAY	1- 0	0- 0	2- 2			
1- 0	0- 0	0- 0	NEUTRAL	0- 0	0- 0	1- 0			
9- 4	0- 0	0- 0	CONFERENCE	0- 2	0- 0	9- 2			
4- 1	0- 0	0- 0	HOME	0- 0	0- 0	4- 1			
5- 3	0- 0	0- 0	AWAY	0- 2	0- 0	5- 1			
0- 0	0- 0	0- 0	NEUTRAL	0- 0	0- 0	0- 0			

RPI 1-25				RPI 26-50				RPI 51-100				RPI 101+ Team's RPI: 125			
RPI	S	Opponent	Score	RPI	S	Opponent	Score	RPI	S	Opponent	Score	RPI	S	Opponent	Score
18	A	Louisville	61 70					65	A	South Dakota St.	66 68	102	H	Belmont	62 59
								78	A	South Dakota	59 65	156	A	Oral Roberts	57 54
								82	A	Marquette	60 55	156	H	Oral Roberts	47 52
								86	H	Georgia Tech	50 60	163	A	SIUE	85 67
								96	H	VCU	70 69	217	A	North Texas	67 68
												221	A	Western Ill.	68 60
												221	H	Western Ill.	96 87
												228	N	Stephen F. Austin	62 55
												234	H	Indiana St.	68 43
												260	A	Omaha	54 57
												260	H	Omaha	75 59
												303	A	Denver	67 54
												303	H	Denver	81 75
												307	A	North Dakota St.	64 63
												307	H	North Dakota St.	67 44
												317	A	IPFW	69 50
												323	A	Evansville	68 62
												340	A	Eastern Ill.	71 77
LAST 12 Division I GAMES:															
260	A	Omaha	54 57	78	A	South Dakota	59 65								
303	A	Denver	67 54	65	A	South Dakota St.	66 68								
307	A	North Dakota St.	64 63	307	H	North Dakota St.	67 44								
221	H	Western Ill.	96 87	260	H	Omaha	75 59								
156	A	Oral Roberts	57 54	221	A	Western Ill.	68 60								
303	H	Denver	81 75	156	H	Oral Roberts	47 52								

Non-Div I Games: Oakland City 104 30 Ind.-Southeast 99 50

IUPUI

Loss, Non-Conf, S Site, H Home A Away N Neutral

Average RPI Win: <b>236</b>	WON-LOST	WINNING	LAST 10	STRENGTH OF	OPP. STRENGTH	TEAM	ADJ.	CONF.	ADJ CONF.
Average RPI Loss: <b>109</b>	RECORD	PCT. RANK	GAMES	SCHEDULE	OF SCHEDULE	RPI	RPI	RPI	RPI
DIV. I ONLY	17- 7	66	8- 2	291	122	135	135	20	20
DIV. I NON-CONF.	6- 4	125	0- 0	133	118	133	133	22	22
TOTALS	RPI 1-25	RPI 26-50	W-L RECORDS	RPI 51-100	RPI 101-150	RPI 150+			
17- 7	0- 1	0- 1	OVERALL	1- 1	2- 1	14- 3			
10- 3	0- 0	0- 0	HOME	0- 1	1- 0	9- 2			
5- 3	0- 1	0- 0	AWAY	0- 0	1- 1	4- 1			
2- 1	0- 0	0- 1	NEUTRAL	1- 0	0- 0	1- 0			
6- 4	0- 1	0- 1	NON-CONFERENCE	1- 1	0- 1	5- 0			
4- 1	0- 0	0- 0	HOME	0- 1	0- 0	4- 0			
0- 2	0- 1	0- 0	AWAY	0- 0	0- 1	0- 0			
2- 1	0- 0	0- 1	NEUTRAL	1- 0	0- 0	1- 0			
11- 3	0- 0	0- 0	CONFERENCE	0- 0	2- 0	9- 3			
6- 2	0- 0	0- 0	HOME	0- 0	1- 0	5- 2			
5- 1	0- 0	0- 0	AWAY	0- 0	1- 0	4- 1			
0- 0	0- 0	0- 0	NEUTRAL	0- 0	0- 0	0- 0			

RPI 1-25				RPI 26-50				RPI 51-100				RPI 101+ Team's RPI: 135			
RPI	S	Opponent	Score	RPI	S	Opponent	Score	RPI	S	Opponent	Score	RPI	S	Opponent	Score
9	A	Oregon St.	44 69	45	N	Duke	68 74	63	H	Abilene Christian	59 71	129	A	North Dakota	65 59
								100	N	Iowa St.	97 65	129	H	North Dakota	92 65
												136	A	Texas Tech	62 78
												160	H	Montana St.	59 62
												164	A	Northern Colo.	68 70
												164	H	Northern Colo.	66 56
												170	A	Sacramento St.	98 88
												187	H	Eastern Wash.	66 74
												214	N	Texas St.	75 55
												215	H	Montana	78 61
												241	H	Wyoming	61 57
												255	H	UC Santa Barbara	64 42
												261	H	Seattle	64 60
												277	A	Northern Ariz.	72 51
												277	H	Northern Ariz.	76 59
												290	H	CSUN	106 50
												319	A	Portland St.	94 65
												319	H	Portland St.	84 63
												329	A	Southern Utah	62 51
												329	H	Southern Utah	93 48
LAST 12 Division I GAMES:															
319	H	Portland St.	84 63	170	A	Sacramento St.	98 88								
129	A	North Dakota	65 59	160	H	Montana St.	59 62								
164	A	Northern Colo.	68 70	215	H	Montana	78 61								
277	H	Northern Ariz.	76 59	329	A	Southern Utah	62 51								
329	H	Southern Utah	93 48	277	A	Northern Ariz.	72 51								
319	A	Portland St.	94 65	187	H	Eastern Wash.	66 74								

Non-Div I Games: Carroll (MT) 75 47 Northwest Chrst. 71 48

Idaho

■ Loss, 
 ■ Non-Conf, 
 ■ S Site, 
 ■ Home 
 ■ A Away 
 N Neutral

Average RPI Win:	247	WON-LOST	WINNING	LAST 10	STRENGTH OF	OPP. STRENGTH	TEAM	ADJ.	CONF.	ADJ CONF.
Average RPI Loss:	142	RECORD	PCT. RANK	GAMES	SCHEDULE	OF SCHEDULE	RPI	RPI	RPI	RPI
DIV. I ONLY	10- 12	201	2- 3	304	97	226	226	20	20	
DIV. I NON-CONF.	5- 4	138	0- 1	98	103	78	78	22	22	
TOTALS	RPI 1-25	RPI 26-50	W-L RECORDS	RPI 51-100	RPI 101-150	RPI 150+				
10- 12	0- 0	0- 2	OVERALL	0- 0	1- 4	9- 6				
4- 4	0- 0	0- 0	HOME	0- 0	0- 1	4- 3				
5- 8	0- 0	0- 2	AWAY	0- 0	1- 3	4- 3				
1- 0	0- 0	0- 0	NEUTRAL	0- 0	0- 0	1- 0				
5- 4	0- 0	0- 2	NON-CONFERENCE	0- 0	1- 2	4- 0				
2- 0	0- 0	0- 0	HOME	0- 0	0- 0	2- 0				
2- 4	0- 0	0- 2	AWAY	0- 0	1- 2	1- 0				
1- 0	0- 0	0- 0	NEUTRAL	0- 0	0- 0	1- 0				
5- 8	0- 0	0- 0	CONFERENCE	0- 0	0- 2	5- 6				
2- 4	0- 0	0- 0	HOME	0- 0	0- 1	2- 3				
3- 4	0- 0	0- 0	AWAY	0- 0	0- 1	3- 3				
0- 0	0- 0	0- 0	NEUTRAL	0- 0	0- 0	3- 0				

RPI 1-25				RPI 26-50				RPI 51-100				RPI 101+				Team's RPI: 226	
RPI	S	Opponent	Score	RPI	S	Opponent	Score	RPI	S	Opponent	Score	RPI	S	Opponent	Score		
				26	A	Michigan St.	60 79					107	A	Northwestern	36 72		
				27	A	UTEP	54 67					129	A	North Dakota	42 45		
												129	H	North Dakota	57 60		
												136	A	Texas Tech	64 79		
												147	A	Boise St.	80 77		
												164	A	Northern Colo.	47 48		
												164	H	Northern Colo.	59 61		
												170	A	Sacramento St.	62 83		
												170	H	Sacramento St.	59 68		
												199	A	Weber St.	58 57		
												199	H	Weber St.	46 61		
												200	N	Southeast Mo. St.	65 64		
												203	H	Utah St.	81 67		
												216	A	Utah Valley	56 47		
												261	H	Seattle	83 67		
												277	A	Northern Ariz.	62 63		
												277	H	Northern Ariz.	71 61		
												319	A	Portland St.	64 42		
												319	H	Portland St.	71 70		
												329	A	Southern Utah	71 67		
LAST 12 Division I GAMES:																	
				27	A	UTEP	54 67	277	A	Northern Ariz.	62 63						
				277	H	Northern Ariz.	71 61	329	A	Southern Utah	71 67						
				170	A	Sacramento St.	62 83	199	A	Weber St.	58 57						
				319	A	Portland St.	64 42	319	H	Portland St.	71 70						
				164	H	Northern Colo.	59 61	170	H	Sacramento St.	59 68						
				129	H	North Dakota	57 60	129	A	North Dakota	42 45						

Non-Div I Games: Colo. Christian 82 56 Montana Tech 82 55

Idaho St.

■ Loss, 
 ■ Non-Conf, 
 ■ S Site, 
 ■ H Home 
 ■ A Away 
 N Neutral

Average RPI Win:	271	WON-LOST	WINNING	LAST 10	STRENGTH OF	OPP. STRENGTH	TEAM	ADJ.	CONF.	ADJ CONF.
Average RPI Loss:	120	RECORD	PCT. RANK	GAMES	SCHEDULE	OF SCHEDULE	RPI	RPI	RPI	RPI
DIV. I ONLY	12- 13	181	3- 7	237	203	213	213	14	14	
DIV. I NON-CONF.	9- 2	37	0- 0	344	292	174	174	16	16	
TOTALS	RPI 1-25	RPI 26-50	W-L RECORDS	RPI 51-100	RPI 101-150	RPI 150+				
12- 13	0- 2	0- 0	OVERALL	1- 3	0- 4	11- 4				
5- 7	0- 1	0- 0	HOME	1- 1	0- 3	4- 2				
7- 6	0- 1	0- 0	AWAY	0- 2	0- 1	7- 2				
0- 0	0- 0	0- 0	NEUTRAL	0- 0	0- 0	0- 0				
9- 2	0- 0	0- 0	NON-CONFERENCE	1- 1	0- 1	8- 0				
4- 1	0- 0	0- 0	HOME	1- 0	0- 1	3- 0				
5- 1	0- 0	0- 0	AWAY	0- 1	0- 0	5- 0				
0- 0	0- 0	0- 0	NEUTRAL	0- 0	0- 0	0- 0				
3- 11	0- 2	0- 0	CONFERENCE	0- 2	0- 3	3- 4				
1- 6	0- 1	0- 0	HOME	0- 1	0- 2	1- 2				
2- 5	0- 1	0- 0	AWAY	0- 1	0- 1	2- 2				
0- 0	0- 0	0- 0	NEUTRAL	0- 0	0- 0	0- 0				

RPI 1-25				RPI 26-50				RPI 51-100				RPI 101+ Team's RPI: 213			
RPI	S	Opponent	Score	RPI	S	Opponent	Score	RPI	S	Opponent	Score	RPI	S	Opponent	Score
23	A	Green Bay	22 64					64	A	Purdue	51 62	103	H	Youngstown St.	64 69
23	H	Green Bay	40 58					71	H	Central Mich.	66 63	110	H	Toledo	51 60
								91	A	Wright St.	62 73	146	A	Northern Ky.	53 55
								91	H	Wright St.	72 80	146	H	Northern Ky.	61 72
												178	A	Detroit	65 51
												178	H	Detroit	80 89
												181	A	Milwaukee	53 54
												205	A	Oakland	73 78
												205	H	Oakland	76 78
												221	A	Western Ill.	78 70
												242	A	Valparaiso	54 50
												291	H	Cleveland St.	80 62
												299	A	Bradley	66 56
												303	A	Denver	56 46
												313	A	Illinois St.	74 65
												327	H	Howard	75 48
												331	H	Nevada	70 55
												336	A	Chicago St.	51 47
												340	H	Eastern Ill.	66 54
LAST 12 Division I GAMES:															
23	H	Green Bay	40 58	291	H	Cleveland St.	80 62								
205	A	Oakland	73 78	103	H	Youngstown St.	64 69								
178	A	Detroit	65 51	23	A	Green Bay	22 64								
91	H	Wright St.	72 80	181	A	Milwaukee	53 54								
146	H	Northern Ky.	61 72	178	H	Detroit	80 89								
242	A	Valparaiso	54 50	205	H	Oakland	76 78								

Non-Div I Games:

Ill.-Chicago

Average RPI Win:	167	WON-LOST	WINNING	LAST 10	STRENGTH OF	OPP. STRENGTH	TEAM	ADJ.	CONF.	ADJ CONF.
Average RPI Loss:	61	RECORD	PCT. RANK	GAMES	SCHEDULE	OF SCHEDULE	RPI	RPI	RPI	RPI
DIV. I ONLY	9- 17	261	2- 8	17	65	157	157	4	4	
DIV. I NON-CONF.	7- 4	110	0- 0	12	239	79	79	4	4	
TOTALS	RPI 1-25	RPI 26-50	W-L RECORDS	RPI 51-100	RPI 101-150	RPI 150+				
9- 17	0- 2	1- 4	OVERALL	2- 8	1- 3	5- 0				
8- 9	0- 2	1- 2	HOME	2- 3	1- 2	4- 0				
1- 8	0- 0	0- 2	AWAY	0- 5	0- 1	1- 0				
0- 0	0- 0	0- 0	NEUTRAL	0- 0	0- 0	0- 0				
7- 4	0- 0	1- 2	NON-CONFERENCE	2- 1	1- 1	3- 0				
7- 2	0- 0	1- 1	HOME	2- 1	1- 0	3- 0				
0- 2	0- 0	0- 1	AWAY	0- 0	0- 1	0- 0				
0- 0	0- 0	0- 0	NEUTRAL	0- 0	0- 0	0- 0				
2- 13	0- 2	0- 2	CONFERENCE	0- 7	0- 2	2- 0				
1- 7	0- 2	0- 1	HOME	0- 2	0- 2	1- 0				
1- 6	0- 0	0- 1	AWAY	0- 5	0- 0	1- 0				
0- 0	0- 0	0- 0	NEUTRAL	0- 0	0- 0	0- 0				

RPI 1-25				RPI 26-50				RPI 51-100				RPI 101+ Team's RPI: 157			
RPI	S	Opponent	Score	RPI	S	Opponent	Score	RPI	S	Opponent	Score	RPI	S	Opponent	Score
5	H	Ohio St.	70 80	28	A	Miami (FL)	64 73	51	A	Rutgers	54 67	104	A	Memphis	75 81
12	H	Maryland	63 79	29	H	George Washington	57 70	51	H	Rutgers	56 63	107	H	Northwestern	59 69
				31	H	Ohio	62 53	64	A	Purdue	65 69	126	H	Penn St.	56 65
				44	A	Indiana	66 68	66	A	Michigan	83 96	141	H	Southern Ill.	78 64
				44	H	Indiana	68 80	69	A	Nebraska	57 73	171	A	Wisconsin	76 56
								71	H	Central Mich.	74 69	171	H	Wisconsin	71 65
								78	H	South Dakota	76 85	225	H	Lehigh	76 67
								79	A	Minnesota	77 82	264	H	Tennessee St.	98 43
								79	H	Minnesota	75 106	336	H	Chicago St.	67 36
								94	H	UT Martin	94 74				
LAST 12 Division I GAMES:															
171	A	Wisconsin	76 56	79	A	Minnesota	77 82								
51	H	Rutgers	56 63	126	H	Penn St.	56 65								
44	H	Indiana	68 80	44	A	Indiana	66 68								
66	A	Michigan	83 96	171	H	Wisconsin	71 65								
107	H	Northwestern	59 69	51	A	Rutgers	54 67								
5	H	Ohio St.	70 80	69	A	Nebraska	57 73								

Non-Div I Games:

Illinois

■ Loss, 
 ■ Non-Conf, 
 S Site, 
 ■ Home 
 ■ Away 
 N Neutral



Average RPI Win:	291	WON-LOST	WINNING	LAST 10	STRENGTH OF	OPP. STRENGTH	TEAM	ADJ.	CONF.	ADJ CONF.
Average RPI Loss:	170	RECORD	PCT. RANK	GAMES	SCHEDULE	OF SCHEDULE	RPI	RPI	RPI	RPI
DIV. I ONLY	6- 17	287	3- 7	273	220	313	313	21	21	
DIV. I NON-CONF.	2- 9	296	0- 0	301	266	341	341	17	17	
TOTALS	RPI 1-25	RPI 26-50	W-L RECORDS	RPI 51-100	RPI 101-150	RPI 150+				
6- 17	0- 1	0- 0	OVERALL	0- 1	0- 5	6- 10				
5- 7	0- 0	0- 0	HOME	0- 1	0- 2	5- 4				
1- 8	0- 1	0- 0	AWAY	0- 0	0- 3	1- 4				
0- 2	0- 0	0- 0	NEUTRAL	0- 0	0- 0	0- 2				
2- 9	0- 1	0- 0	NON-CONFERENCE	0- 0	0- 0	2- 8				
2- 3	0- 0	0- 0	HOME	0- 0	0- 0	2- 3				
0- 4	0- 1	0- 0	AWAY	0- 0	0- 0	0- 3				
0- 2	0- 0	0- 0	NEUTRAL	0- 0	0- 0	0- 2				
4- 8	0- 0	0- 0	CONFERENCE	0- 1	0- 5	4- 2				
3- 4	0- 0	0- 0	HOME	0- 1	0- 2	3- 1				
1- 4	0- 0	0- 0	AWAY	0- 0	0- 3	1- 1				
0- 0	0- 0	0- 0	NEUTRAL	0- 0	0- 0	0- 0				

RPI 1-25				RPI 26-50				RPI 51-100				RPI 101+ Team's RPI: 313			
RPI	S	Opponent	Score	RPI	S	Opponent	Score	RPI	S	Opponent	Score	RPI	S	Opponent	Score
20	A	DePaul	41 89					88	H	Missouri St.	51 73	108	A	Drake	41 76
												108	H	Drake	58 98
												120	A	UNI	51 65
												120	H	UNI	35 61
												141	A	Southern Ill.	71 76
												155	A	Yale	47 60
												163	H	SIUE	57 65
												165	H	Loyola Chicago	41 57
												213	H	Ill.-Chicago	65 74
												221	H	Western Ill.	64 79
												234	A	Indiana St.	56 63
												234	H	Indiana St.	73 62
												253	A	UTSA	51 77
												256	N	Northern Ill.	59 68
												258	A	Bowling Green	52 70
												260	N	Omaha	56 60
												262	H	Murray St.	81 76
												293	H	Wichita St.	70 49
												299	H	Bradley	54 49
												323	A	Evansville	64 57
												336	H	Chicago St.	57 53
LAST 12 Division I GAMES:															
120	H	UNI	35 61	299	H	Bradley	54 49								
108	H	Drake	58 98	108	A	Drake	41 76								
234	H	Indiana St.	73 62	120	A	UNI	51 65								
141	A	Southern Ill.	71 76	234	A	Indiana St.	56 63								
323	A	Evansville	64 57	293	H	Wichita St.	70 49								
165	H	Loyola Chicago	41 57	88	H	Missouri St.	51 73								

Non-Div I Games:

Illinois St.

Loss, Non-Conf, S Site, H Home A Away N Neutral

Average RPI Win:	268	WON-LOST	WINNING	LAST 10	STRENGTH OF	OPP. STRENGTH	TEAM	ADJ.	CONF.	ADJ CONF.
Average RPI Loss:	199	RECORD	PCT. RANK	GAMES	SCHEDULE	OF SCHEDULE	RPI	RPI	RPI	RPI
DIV. I ONLY	3- 17	332	3- 7	272	277	325	325	27	27	
DIV. I NON-CONF.	0- 7	338	0- 0	196	186	335	335	26	26	
TOTALS	RPI 1-25	RPI 26-50	W-L RECORDS	RPI 51-100	RPI 101-150	RPI 150+				
3- 17	0- 0	0- 1	OVERALL	0- 2	0- 3	3- 11				
0- 10	0- 0	0- 0	HOME	0- 1	0- 2	0- 7				
3- 7	0- 0	0- 1	AWAY	0- 1	0- 1	3- 4				
0- 0	0- 0	0- 0	NEUTRAL	0- 0	0- 0	0- 0				
0- 7	0- 0	0- 1	NON-CONFERENCE	0- 1	0- 1	0- 4				
0- 3	0- 0	0- 0	HOME	0- 0	0- 0	0- 3				
0- 4	0- 0	0- 1	AWAY	0- 1	0- 1	0- 1				
0- 0	0- 0	0- 0	NEUTRAL	0- 0	0- 0	0- 0				
3- 10	0- 0	0- 0	CONFERENCE	0- 1	0- 2	3- 7				
0- 7	0- 0	0- 0	HOME	0- 1	0- 2	0- 4				
3- 3	0- 0	0- 0	AWAY	0- 0	0- 0	3- 3				
0- 0	0- 0	0- 0	NEUTRAL	0- 0	0- 0	0- 0				

RPI S	Opponent	Score	RPI S	Opponent	Score	RPI S	Opponent	Score	RPI S	Opponent	Score	Team's RPI: 325
46	A Colorado St.	37 60	63	H Abilene Christian	71 86	109	H Central Ark.	57 76	127	H Northwestern St.	48 53	
			64	A Purdue	27 95	136	A Texas Tech	55 70	168	A McNeese St.	68 55	
						195	A UTRGV	47 60	195	H UTRGV	50 68	
						217	H North Texas	55 62	228	A Stephen F. Austin	62 74	
						235	H Sam Houston St.	60 65	246	H Houston Baptist	61 62	
						269	H Houston	51 67	282	A Lamar	49 59	
						312	H A&M-Corpus Christi	56 57	315	A Southeastern La.	70 66	
						320	A Nicholls St.	63 61	320	H Nicholls St.	64 66	
						333	A New Orleans	49 55				
LAST 12 Division I GAMES:												
246	H Houston Baptist	61 62	312	H A&M-Corpus Christi	56 57							
109	H Central Ark.	57 76	63	H Abilene Christian	71 86							
228	A Stephen F. Austin	62 74	168	A McNeese St.	68 55							
282	A Lamar	49 59	315	A Southeastern La.	70 66							
320	A Nicholls St.	63 61	127	H Northwestern St.	48 53							
320	H Nicholls St.	64 66	333	A New Orleans	49 55							

Non-Div I Games: LSU-Alexandria 96 59 Howard Payne 78 65 Sul Ross St. 54 35 Trinity (TX) 55 61 Incarnate Word

Loss, Non-Conf, S Site, H Home A Away N Neutral

## Indiana

Through Games Of Feb. 18, 2016

Average RPI Win:	136	WON-LOST	WINNING	LAST 10	STRENGTH OF	OPP. STRENGTH	TEAM	ADJ.	CONF.	ADJ CONF.
Average RPI Loss:	50	RECORD	PCT. RANK	GAMES	SCHEDULE	OF SCHEDULE	RPI	RPI	RPI	RPI
DIV. I ONLY	18- 9	82	8- 2	51	24	44	44	4	4	
DIV. I NON-CONF.	8- 4	99	0- 0	78	57	70	70	4	4	
TOTALS	RPI 1-25	RPI 26-50	W-L RECORDS	RPI 51-100	RPI 101-150	RPI 150+				
18- 9	0- 3	1- 3	OVERALL	7- 2	2- 0	8- 1				
13- 0	0- 0	1- 0	HOME	7- 0	1- 0	4- 0				
4- 6	0- 3	0- 0	AWAY	0- 2	1- 0	3- 1				
1- 3	0- 0	0- 3	NEUTRAL	0- 0	0- 0	1- 0				
8- 4	0- 1	0- 3	NON-CONFERENCE	2- 0	1- 0	5- 0				
5- 0	0- 0	0- 0	HOME	2- 0	1- 0	2- 0				
2- 1	0- 1	0- 0	AWAY	0- 0	0- 0	2- 0				
1- 3	0- 0	0- 3	NEUTRAL	0- 0	0- 0	1- 0				
10- 5	0- 2	1- 0	CONFERENCE	5- 2	1- 0	3- 1				
8- 0	0- 0	1- 0	HOME	5- 0	0- 0	2- 0				
2- 5	0- 2	0- 0	AWAY	0- 2	1- 0	1- 1				
0- 0	0- 0	0- 0	NEUTRAL	0- 0	0- 0	0- 0				

RPI	S	Opponent	Score	RPI	S	Opponent	Score	Team's RPI: 44	RPI	S	Opponent	Score	RPI	S	Opponent	Score
5	A	Ohio St.	70 97	26	H	Michigan St.	81 65		51	H	Rutgers	64 48	107	A	Northwestern	91 84
12	A	Maryland	63 86	28	N	Miami (FL)	75 89		55	H	Iowa	79 74	124	H	Samford	65 56
20	A	DePaul	69 84	31	N	Ohio	56 63		58	H	Chattanooga	54 43	155	H	Yale	76 60
				36	N	West Virginia	64 75		64	A	Purdue	53 63	157	A	Illinois	80 68
									66	H	Michigan	77 69	157	H	Illinois	68 66
									69	H	Nebraska	59 47	171	A	Wisconsin	69 73
									79	A	Minnesota	76 78	171	H	Wisconsin	67 57
									79	H	Minnesota	93 79	234	A	Indiana St.	53 50
									86	H	Georgia Tech	69 60	264	H	Tennessee St.	88 56
													270	N	Austin Peay	90 58
													317	A	IPFW	79 72
LAST 12 Division I GAMES:																
79	H	Minnesota	93 79	51	H	Rutgers	64 48									
171	H	Wisconsin	67 57	107	A	Northwestern	91 84									
157	A	Illinois	80 68	157	H	Illinois	68 66									
69	H	Nebraska	59 47	79	A	Minnesota	76 78									
55	H	Iowa	79 74	26	H	Michigan St.	81 65									
12	A	Maryland	63 86	64	A	Purdue	53 63									

Non-Div I Games:

Indiana

■ Loss, 
 ■ Non-Conf, S Site, 
 ■ Home 
 ■ Away 
 N Neutral

Average RPI Win:	253	WON-LOST	WINNING	LAST 10	STRENGTH OF	OPP. STRENGTH	TEAM	ADJ.	CONF.	ADJ CONF.
Average RPI Loss:	140	RECORD	PCT. RANK	GAMES	SCHEDULE	OF SCHEDULE	RPI	RPI	RPI	RPI
DIV. I ONLY	10- 13	214	5- 5	213	226	234	234	21	21	
DIV. I NON-CONF.	4- 7	222	0- 0	192	256	227	227	17	17	
TOTALS	RPI 1-25	RPI 26-50	W-L RECORDS	RPI 51-100	RPI 101-150	RPI 150+				
10- 13	0- 0	0- 1	OVERALL	0- 3	1- 6	9- 3				
7- 5	0- 0	0- 1	HOME	0- 2	1- 1	6- 1				
3- 7	0- 0	0- 0	AWAY	0- 1	0- 5	3- 1				
0- 1	0- 0	0- 0	NEUTRAL	0- 0	0- 0	0- 1				
4- 7	0- 0	0- 1	NON-CONFERENCE	0- 2	0- 2	4- 2				
2- 3	0- 0	0- 1	HOME	0- 1	0- 0	2- 1				
2- 3	0- 0	0- 0	AWAY	0- 1	0- 2	2- 0				
0- 1	0- 0	0- 0	NEUTRAL	0- 0	0- 0	0- 1				
6- 6	0- 0	0- 0	CONFERENCE	0- 1	1- 4	5- 1				
5- 2	0- 0	0- 0	HOME	0- 1	1- 1	4- 0				
1- 4	0- 0	0- 0	AWAY	0- 0	0- 3	1- 1				
0- 0	0- 0	0- 0	NEUTRAL	0- 0	0- 0	0- 0				

RPI S	Opponent	Score	RPI S	Opponent	Score	RPI S	Opponent	Score	RPI S	Opponent	Score	Team's RPI: 234
44	H Indiana	50 53	61	H Saint Louis	52 62	108	A Drake	55 80				
			71	A Central Mich.	65 85	108	H Drake	68 53				
			88	H Missouri St.	51 59	120	A UNI	42 53				
						120	H UNI	45 61				
						125	A IUPUI	43 68				
						141	A Southern Ill.	64 76				
						146	A Northern Ky.	67 73				
						165	H Loyola Chicago	62 48				
						190	A Tulsa	67 63				
						198	H Butler	70 63				
						228	N Stephen F. Austin	62 71				
						260	H Omaha	50 51				
						293	H Wichita St.	59 33				
						299	H Bradley	59 37				
						300	A UMKC	77 47				
						313	A Illinois St.	62 73				
						313	H Illinois St.	63 56				
						323	A Evansville	59 44				
						340	H Eastern Ill.	60 42				
LAST 12 Division I GAMES:												
108	H Drake	68 53	165	H Loyola Chicago	62 48							
120	H UNI	45 61	120	A UNI	42 53							
313	A Illinois St.	62 73	108	A Drake	55 80							
323	A Evansville	59 44	313	H Illinois St.	63 56							
141	A Southern Ill.	64 76	88	H Missouri St.	51 59							
299	H Bradley	59 37	293	H Wichita St.	59 33							

Non-Div I Games:

Indiana St.

Average RPI Win: <b>239</b>	WON-LOST	WINNING	LAST 10	STRENGTH OF	OPP. STRENGTH	TEAM	ADJ.	CONF.	ADJ CONF.
Average RPI Loss: <b>114</b>	RECORD	PCT. RANK	GAMES	SCHEDULE	OF SCHEDULE	RPI	RPI	RPI	RPI
DIV. I ONLY	17- 10	97	7- 3	216	180	115	115	23	23
DIV. I NON-CONF.	4- 7	222	0- 0	103	35	164	164	24	24
TOTALS	RPI 1-25	RPI 26-50	W-L RECORDS	RPI 51-100	RPI 101-150	RPI 150+			
17- 10	0- 0	0- 2	OVERALL	0- 2	2- 3	15- 3			
8- 1	0- 0	0- 0	HOME	0- 1	1- 0	7- 0			
8- 7	0- 0	0- 1	AWAY	0- 1	1- 3	7- 2			
1- 2	0- 0	0- 1	NEUTRAL	0- 0	0- 0	1- 1			
4- 7	0- 0	0- 2	NON-CONFERENCE	0- 2	2- 2	2- 1			
2- 1	0- 0	0- 0	HOME	0- 1	1- 0	1- 0			
1- 4	0- 0	0- 1	AWAY	0- 1	1- 2	0- 0			
1- 2	0- 0	0- 1	NEUTRAL	0- 0	0- 0	1- 1			
13- 3	0- 0	0- 0	CONFERENCE	0- 0	0- 1	13- 2			
6- 0	0- 0	0- 0	HOME	0- 0	0- 0	6- 0			
7- 3	0- 0	0- 0	AWAY	0- 0	0- 1	7- 2			
0- 0	0- 0	0- 0	NEUTRAL	0- 0	0- 0	0- 0			

RPI S	Opponent	Score	RPI S	Opponent	Score	RPI S	Opponent	Score	RPI S	Opponent	Score	Team's RPI: 115
29	A George Washington	65 70	51	A Rutgers	33 58	105	A Quinnipiac	61 62	106	A Saint Joseph's	81 75	
39	N Southern California	56 76	96	H VCU	58 74	116	A North Carolina	52 64	137	A Stony Brook	53 58	
						145	H ETSU	56 50	155	N Yale	48 63	
						179	A Marist	61 62	179	H Marist	69 49	
						193	A Fairfield	56 46	207	A Canisius	79 76	
						207	H Canisius	79 56	217	H North Texas	62 51	
						223	A Siena	64 51	229	A Manhattan	56 63	
						229	H Manhattan	67 56	273	A Monmouth	64 49	
						273	H Monmouth	68 56	285	A Rider	67 48	
						285	H Rider	59 46	302	A Niagara	73 52	
						302	H Niagara	73 46	310	N Fairleigh Dickinson	77 54	
						334	A Saint Peter's	65 51				
LAST 12 Division I GAMES:												
105	A Quinnipiac	61 62	273	A Monmouth	64 49							
223	A Siena	64 51	302	H Niagara	73 46							
285	A Rider	67 48	229	A Manhattan	56 63							
273	H Monmouth	68 56	179	A Marist	61 62							
207	A Canisius	79 76	207	H Canisius	79 56							
302	A Niagara	73 52	179	H Marist	69 49							

Non-Div I Games:

Iona

■ Loss, 
 ■ Non-Conf, 
 S Site, 
 ■ Home 
 ■ Away 
 N Neutral

Average RPI Win: 134		WON-LOST	WINNING	LAST 10	STRENGTH OF	OPP. STRENGTH	TEAM	ADJ.	CONF.	ADJ CONF.
Average RPI Loss: 52		RECORD	PCT. RANK	GAMES	SCHEDULE	OF SCHEDULE	RPI	RPI	RPI	RPI
DIV. I ONLY		16- 11	114	3- 7	32	50	55	55	4	4
DIV. I NON-CONF.		10- 2	33	0- 0	70	156	25	25	4	4
TOTALS		RPI 1-25	RPI 26-50	W-L RECORDS		RPI 51-100	RPI 101-150	RPI 150+		
16- 11	0- 2	0- 4		OVERALL		7- 4	4- 1	5- 0		
9- 4	0- 2	0- 1		HOME		4- 0	2- 1	3- 0		
5- 6	0- 0	0- 2		AWAY		2- 4	2- 0	1- 0		
2- 1	0- 0	0- 1		NEUTRAL		1- 0	0- 0	1- 0		
10- 2	0- 0	0- 1		NON-CONFERENCE		3- 1	3- 0	4- 0		
6- 0	0- 0	0- 0		HOME		1- 0	2- 0	3- 0		
2- 1	0- 0	0- 0		AWAY		1- 1	1- 0	0- 0		
2- 1	0- 0	0- 1		NEUTRAL		1- 0	0- 0	1- 0		
6- 9	0- 2	0- 3		CONFERENCE		4- 3	1- 1	1- 0		
3- 4	0- 2	0- 1		HOME		3- 0	0- 1	0- 0		
3- 5	0- 0	0- 2		AWAY		1- 3	1- 0	1- 0		
0- 0	0- 0	0- 0		NEUTRAL		0- 0	0- 0	0- 0		

RPI	S	Opponent	Score	RPI	S	Opponent	Score	RPI	S	Opponent	Score	RPI	S	Opponent	Score
5	H	Ohio St.	81 98	26	A	Michigan St.	73 80	51	H	Rutgers	69 65	107	A	Northwestern	79 64
12	H	Maryland	56 76	26	H	Michigan St.	69 74	64	A	Purdue	73 90	108	H	Drake	89 76
				29	N	George Washington	77 81	64	H	Purdue	63 55	120	A	UNI	80 65
				44	A	Indiana	74 79	66	A	Michigan	75 82	126	H	Penn St.	69 82
								66	H	Michigan	85 69	129	H	North Dakota	83 61
								69	A	Nebraska	74 68	171	A	Wisconsin	57 54
								79	A	Minnesota	76 78	194	H	Robert Morris	69 50
								91	N	Wright St.	83 77	221	H	Western Ill.	96 81
								93	A	Virginia	85 73	269	N	Houston	64 50
								94	H	UT Martin	62 56	299	H	Bradley	60 53
								100	A	Iowa St.	66 69				
LAST 12 Division I GAMES:															
64	H	Purdue	63 55	66	H	Michigan	85 69								
79	A	Minnesota	76 78	64	A	Purdue	73 90								
5	H	Ohio St.	81 98	126	H	Penn St.	69 82								
26	H	Michigan St.	69 74	26	A	Michigan St.	73 80								
44	A	Indiana	74 79	171	A	Wisconsin	57 54								
107	A	Northwestern	79 64	12	H	Maryland	56 76								

Non-Div I Games:

Iowa

■ Loss, 
■ Non-Conf, S Site, 
■ Home 
■ Away 
N Neutral

Average RPI Win:	176	WON-LOST	WINNING	LAST 10	STRENGTH OF	OPP. STRENGTH	TEAM	ADJ.	CONF.	ADJ CONF.
Average RPI Loss:	59	RECORD	PCT. RANK	GAMES	SCHEDULE	OF SCHEDULE	RPI	RPI	RPI	RPI
DIV. I ONLY	13- 12	167	2- 8	64	41	100	100	3	3	
DIV. I NON-CONF.	8- 3	77	0- 0	194	198	110	110	3	3	
<hr/>										
TOTALS	RPI 1-25	RPI 26-50	W-L RECORDS	RPI 51-100	RPI 101-150	RPI 150+				
13- 12	1- 5	1- 2	OVERALL	1- 2	2- 3	8- 0				
9- 4	1- 3	0- 0	HOME	1- 1	1- 0	6- 0				
3- 6	0- 2	1- 1	AWAY	0- 1	1- 2	1- 0				
1- 2	0- 0	0- 1	NEUTRAL	0- 0	0- 1	1- 0				
8- 3	0- 0	0- 1	NON-CONFERENCE	1- 0	1- 2	6- 0				
6- 0	0- 0	0- 0	HOME	1- 0	0- 0	5- 0				
1- 1	0- 0	0- 0	AWAY	0- 0	1- 1	0- 0				
1- 2	0- 0	0- 1	NEUTRAL	0- 0	0- 1	1- 0				
5- 9	1- 5	1- 1	CONFERENCE	0- 2	1- 1	2- 0				
3- 4	1- 3	0- 0	HOME	0- 1	1- 0	1- 0				
2- 5	0- 2	1- 1	AWAY	0- 1	0- 1	1- 0				
0- 0	0- 0	0- 0	NEUTRAL	0- 0	0- 0	0- 0				

RPI 1-25				RPI 26-50				RPI 51-100				RPI 101+			
RPI	S	Opponent	Score	RPI	S	Opponent	Score	RPI	S	Opponent	Score	RPI	S	Opponent	Score
4	H	Baylor	61 77	36	A	West Virginia	47 57	55	H	Iowa	69 66	108	A	Drake	70 74
7	A	Texas	54 75	45	N	Duke	48 86	92	A	TCU	69 79	120	A	UNI	84 75
7	H	Texas	49 65	49	A	Kansas St.	84 79	92	H	TCU	62 72	135	N	Idaho	65 97
16	A	Oklahoma St.	76 79									136	A	Texas Tech	66 69
16	H	Oklahoma St.	49 42									136	H	Texas Tech	77 48
24	H	Oklahoma	71 77									151	H	Hampton	95 59
												180	H	Southern U.	86 46
												212	A	Kansas	63 53
												212	H	Kansas	65 49
												214	N	Texas St.	83 61
												277	H	Northern Ariz.	79 63
												322	H	Alcorn	91 41
												338	H	Ark.-Pine Bluff	70 41
<hr/>															
LAST 12 Division I GAMES:															
136	H	Texas Tech	77 48	92	H	TCU	62 72								
92	A	TCU	69 79	4	H	Baylor	61 77								
36	A	West Virginia	47 57	16	A	Oklahoma St.	76 79								
7	H	Texas	49 65	136	A	Texas Tech	66 69								
212	A	Kansas	63 53	212	H	Kansas	65 49								
24	H	Oklahoma	71 77	7	A	Texas	54 75								

Non-Div I Games:

Iowa St.

■ Loss, 
 ■ Non-Conf, S Site, 
 ■ Home 
 ■ Away 
 N Neutral

Average RPI Win:	315	WON-LOST	WINNING	LAST 10	STRENGTH OF	OPP. STRENGTH	TEAM	ADJ.	CONF.	ADJ CONF.
Average RPI Loss:	213	RECORD	PCT. RANK	GAMES	SCHEDULE	OF SCHEDULE	RPI	RPI	RPI	RPI
DIV. I ONLY	9- 12	217	3- 7	342	344	305	305	32	32	
DIV. I NON-CONF.	3- 5	218	0- 0	333	252	298	298	31	31	
TOTALS	RPI 1-25	RPI 26-50	W-L RECORDS	RPI 51-100	RPI 101-150	RPI 150+				
9- 12	0- 1	0- 0	OVERALL	0- 1	0- 1	9- 9				
5- 5	0- 0	0- 0	HOME	0- 0	0- 0	5- 5				
4- 7	0- 1	0- 0	AWAY	0- 1	0- 1	4- 4				
0- 0	0- 0	0- 0	NEUTRAL	0- 0	0- 0	0- 0				
3- 5	0- 1	0- 0	NON-CONFERENCE	0- 1	0- 1	3- 2				
2- 1	0- 0	0- 0	HOME	0- 0	0- 0	2- 1				
1- 4	0- 1	0- 0	AWAY	0- 1	0- 1	1- 1				
0- 0	0- 0	0- 0	NEUTRAL	0- 0	0- 0	0- 0				
6- 7	0- 0	0- 0	CONFERENCE	0- 0	0- 0	6- 7				
3- 4	0- 0	0- 0	HOME	0- 0	0- 0	3- 4				
3- 3	0- 0	0- 0	AWAY	0- 0	0- 0	3- 3				
0- 0	0- 0	0- 0	NEUTRAL	0- 0	0- 0	0- 0				

RPI 1-25				RPI 26-50				RPI 51-100				RPI 101+ Team's RPI: 305			
RPI	S	Opponent	Score	RPI	S	Opponent	Score	RPI	S	Opponent	Score	RPI	S	Opponent	Score
14	A	Kentucky	24 92					83	A	Tulane	49 92	127	A	Northwestern St.	54 59
												180	A	Southern U.	57 84
												180	H	Southern U.	57 66
												191	H	Grambling	58 79
												244	A	Texas Southern	47 66
												244	H	Texas Southern	36 62
												280	H	Alabama St.	70 69
												283	H	Jacksonville St.	71 65
												287	A	Prairie View	77 67
												287	H	Prairie View	52 62
												315	A	Southeastern La.	79 72
												322	A	Alcorn	73 66
												322	H	Alcorn	79 65
												333	A	New Orleans	68 85
												335	H	Lipscomb	53 52
												336	H	Chicago St.	59 76
												338	A	Ark.-Pine Bluff	66 71
												345	H	Alabama A&M	59 58
												348	A	Mississippi Val.	72 46
LAST 12 Division I GAMES:															
287	A	Prairie View	77 67	191	H	Grambling	58 79								
244	A	Texas Southern	47 66	287	H	Prairie View	52 62								
180	H	Southern U.	57 66	244	H	Texas Southern	36 62								
322	H	Alcorn	79 65	180	A	Southern U.	57 84								
338	A	Ark.-Pine Bluff	66 71	322	A	Alcorn	73 66								
348	A	Mississippi Val.	72 46	345	H	Alabama A&M	59 58								

Non-Div I Games: Fisk 78 58 Blue Mountain 74 52 Mobile 100 57

Jackson St.

Loss, Non-Conf, S Site, H Home A Away N Neutral



Jacksonville

Through Games Of Feb. 18, 2016

Average RPI Win:	284	WON-LOST	WINNING	LAST 10	STRENGTH OF	OPP. STRENGTH	TEAM	ADJ.	CONF.	ADJ CONF.
Average RPI Loss:	116	RECORD	PCT. RANK	GAMES	SCHEDULE	OF SCHEDULE	RPI	RPI	RPI	RPI
DIV. I ONLY	14- 10	121	7- 3	251	263	148	148	29	29	
DIV. I NON-CONF.	6- 7	176	1- 0	238	218	197	197	27	27	
TOTALS	RPI 1-25	RPI 26-50	W-L RECORDS	RPI 51-100	RPI 101-150	RPI 150+				
14- 10	0- 2	0- 1	OVERALL	0- 2	0- 2	14- 3				
7- 1	0- 0	0- 0	HOME	0- 1	0- 0	7- 0				
6- 8	0- 1	0- 1	AWAY	0- 0	0- 1	6- 0				
1- 1	0- 0	0- 0	NEUTRAL	0- 0	0- 0	1- 1				
6- 7	0- 2	0- 1	NON-CONFERENCE	0- 0	0- 2	6- 2				
4- 0	0- 0	0- 0	HOME	0- 0	0- 0	4- 0				
1- 6	0- 2	0- 1	AWAY	0- 0	0- 2	1- 1				
1- 1	0- 0	0- 0	NEUTRAL	0- 0	0- 0	1- 1				
8- 3	0- 0	0- 0	CONFERENCE	0- 2	0- 0	8- 1				
3- 1	0- 0	0- 0	HOME	0- 1	0- 0	3- 0				
5- 2	0- 0	0- 0	AWAY	0- 1	0- 0	5- 1				
0- 0	0- 0	0- 0	NEUTRAL	0- 0	0- 0	0- 0				

RPI 1-25			RPI 26-50			RPI 51-100			RPI 101+ Team's RPI: 148		
RPI	S	Opponent	Score	RPI	S	Opponent	Score	RPI	S	Opponent	Score
13	A	Florida St.	60 77	42	A	South Fla.	52 74	62	A	FGCU	39 58
17	A	Syracuse	49 65					62	H	FGCU	55 59
										Wake Forest	51 57
										UT Arlington	54 56
										Stetson	61 66
										Stetson	69 49
										USC Upstate	49 43
										Dartmouth	51 44
										Bethune-Cookman	63 53
										UNCW	49 51
										Bowling Green	69 72
										Murray St.	79 54
										FIU	80 44
										Kennesaw St.	67 42
										Kennesaw St.	78 63
										Savannah St.	65 52
										South Carolina St.	79 47
										North Florida	73 39
										Lipscomb	76 55
										Lipscomb	81 51
										NJIT	65 36
LAST 12 Division I GAMES:											
335	A	Lipscomb	76 55	342	A	NJIT	65 36				
297	A	Kennesaw St.	67 42	211	A	USC Upstate	49 43				
62	H	FGCU	55 59	297	H	Kennesaw St.	78 63				
183	A	Stetson	61 66	335	H	Lipscomb	81 51				
62	A	FGCU	39 58	321	A	North Florida	73 39				
183	H	Stetson	69 49	298	H	Savannah St.	65 52				

Non-Div I Games: Edward Waters 90 51 Thomas (GA) 88 50

Jacksonville

Loss, Non-Conf, S Site, H Home A Away N Neutral

Average RPI Win:	285	WON-LOST	WINNING	LAST 10	STRENGTH OF	OPP. STRENGTH	TEAM	ADJ.	CONF.	ADJ CONF.
Average RPI Loss:	187	RECORD	PCT. RANK	GAMES	SCHEDULE	OF SCHEDULE	RPI	RPI	RPI	RPI
DIV. I ONLY	9- 16	253	3- 7	300	292	283	283	24	24	
DIV. I NON-CONF.	4- 7	222	0- 0	295	334	277	277	23	23	
TOTALS	RPI 1-25	RPI 26-50	W-L RECORDS	RPI 51-100	RPI 101-150	RPI 150+				
9- 16	0- 0	0- 0	OVERALL	0- 2	0- 5	9- 9				
6- 5	0- 0	0- 0	HOME	0- 1	0- 2	6- 2				
3- 11	0- 0	0- 0	AWAY	0- 1	0- 3	3- 7				
0- 0	0- 0	0- 0	NEUTRAL	0- 0	0- 0	0- 0				
4- 7	0- 0	0- 0	NON-CONFERENCE	0- 1	0- 3	4- 3				
3- 1	0- 0	0- 0	HOME	0- 0	0- 1	3- 0				
1- 6	0- 0	0- 0	AWAY	0- 1	0- 2	1- 3				
0- 0	0- 0	0- 0	NEUTRAL	0- 0	0- 0	0- 0				
5- 9	0- 0	0- 0	CONFERENCE	0- 1	0- 2	5- 6				
3- 4	0- 0	0- 0	HOME	0- 1	0- 1	3- 2				
2- 5	0- 0	0- 0	AWAY	0- 0	0- 1	2- 4				
0- 0	0- 0	0- 0	NEUTRAL	0- 0	0- 0	0- 0				

RPI 1-25			RPI 26-50			RPI 51-100			RPI 101+ Team's RPI: 283		
RPI	S	Opponent	Score	RPI	S	Opponent	Score	RPI	S	Opponent	Score
								64	A	Purdue	48 67
								94	H	UT Martin	53 63
								102	A	Belmont	42 56
								102	H	Belmont	32 44
								104	A	Memphis	55 70
								112	A	Mercer	39 46
								124	H	Samford	39 50
								163	H	SIUE	57 62
								186	A	Eastern Ky.	56 54
								186	H	Eastern Ky.	50 76
								200	A	Southeast Mo. St.	47 61
								262	A	Murray St.	74 71
								264	H	Tennessee St.	69 55
								270	A	Austin Peay	59 61
								275	A	Ga. Southern	56 60
								276	A	Tennessee Tech	49 51
								276	H	Tennessee Tech	55 46
								297	H	Kennesaw St.	61 52
								298	H	Savannah St.	50 35
								301	A	Morehead St.	63 67
								305	A	Jackson St.	65 71
								309	A	Wofford	54 66
								320	A	Nicholls St.	63 49
								322	H	Alcorn	67 65
								340	H	Eastern Ill.	60 52
LAST 12 Division I GAMES:											
186	H	Eastern Ky.	50 76	301	A	Morehead St.	63 67				
276	A	Tennessee Tech	49 51	102	H	Belmont	32 44				
102	A	Belmont	42 56	94	H	UT Martin	53 63				
276	H	Tennessee Tech	55 46	200	A	Southeast Mo. St.	47 61				
264	H	Tennessee St.	69 55	262	A	Murray St.	74 71				
186	A	Eastern Ky.	56 54	270	A	Austin Peay	59 61				

Non-Div I Games: Tuskegee 74 47

Jacksonville St.

■ Loss, 
 ■ Non-Conf, S Site, 
 ■ Home 
 ■ Away 
 N Neutral

James Madison				Through Games Of Feb. 19, 1919						
Average RPI Win:	171	WON-LOST	WINNING	LAST 10	STRENGTH OF	OPP. STRENGTH	TEAM	ADJ.	CONF.	ADJ CONF.
Average RPI Loss:	60	RECORD	PCT. RANK	GAMES	SCHEDULE	OF SCHEDULE	RPI	RPI	RPI	RPI
DIV. I ONLY	18- 5	33	10- 0	82	90	37	37	13	13	
DIV. I NON-CONF.	7- 4	110	0- 0	84	44	77	77	12	12	
TOTALS	RPI 1-25	RPI 26-50	W-L RECORDS	RPI 51-100	RPI 101-150	RPI 150+				
18- 5	0- 2	0- 2	OVERALL	6- 0	1- 0	11- 1				
11- 0	0- 0	0- 0	HOME	3- 0	1- 0	7- 0				
7- 3	0- 1	0- 1	AWAY	3- 0	0- 0	4- 1				
0- 2	0- 1	0- 1	NEUTRAL	0- 0	0- 0	0- 0				
7- 4	0- 2	0- 2	NON-CONFERENCE	1- 0	1- 0	5- 0				
5- 0	0- 0	0- 0	HOME	1- 0	1- 0	3- 0				
2- 2	0- 1	0- 1	AWAY	0- 0	0- 0	2- 0				
0- 2	0- 1	0- 1	NEUTRAL	0- 0	0- 0	0- 0				
11- 1	0- 0	0- 0	CONFERENCE	5- 0	0- 0	6- 1				
6- 0	0- 0	0- 0	HOME	2- 0	0- 0	4- 0				
5- 1	0- 0	0- 0	AWAY	3- 0	0- 0	2- 1				
0- 0	0- 0	0- 0	NEUTRAL	0- 0	0- 0	0- 0				

RPI 1-25				RPI 26-50				Team's RPI: 37	RPI 51-100				RPI 101+			
RPI	S	Opponent	Score	RPI	S	Opponent	Score		RPI	S	Opponent	Score	RPI	S	Opponent	Score
4	N	Baylor	63 77	33	A	St. Bonaventure	45 56		67	A	Hofstra	71 54	150	H	Davidson	87 45
10	A	UCLA	61 90	36	N	West Virginia	62 69		67	H	Hofstra	57 42	151	A	Hampton	68 56
									89	A	Elon	81 76	169	A	Northeastern	61 52
									90	A	Drexel	59 55	169	H	Northeastern	85 62
									90	H	Drexel	67 56	174	H	Delaware	75 55
									98	H	Liberty	72 56	206	A	Richmond	73 47
													210	H	Col. of Charleston	83 61
													218	A	William & Mary	59 65
													227	H	Morgan St.	92 31
													257	H	UNCW	60 40
													265	H	American	74 45
													281	A	Towson	64 57
													324	H	Longwood	88 30
LAST 12 Division I GAMES:																
67	H	Hofstra	57 42	281	A	Towson	64 57									
90	A	Drexel	59 55	169	H	Northeastern	85 62									
169	A	Northeastern	61 52	90	H	Drexel	67 56									
67	A	Hofstra	71 54	89	A	Elon	81 76									
257	H	UNCW	60 40	210	H	Col. of Charleston	83 61									
174	H	Delaware	75 55	218	A	William & Mary	59 65									

Non-Div I Games:

James Madison

Kansas

Through Games Of Feb. 18, 2016

Average RPI Win:	196	WON-LOST	WINNING	LAST 10	STRENGTH OF	OPP. STRENGTH	TEAM	ADJ.	CONF.	ADJ CONF.
Average RPI Loss:	75	RECORD	PCT. RANK	GAMES	SCHEDULE	OF SCHEDULE	RPI	RPI	RPI	RPI
DIV. I ONLY	5- 20	312	0- 10	18	46	212	212	3	3	
DIV. I NON-CONF.	5- 6	180	0- 0	190	191	238	238	3	3	
TOTALS	RPI 1-25	RPI 26-50	W-L RECORDS	RPI 51-100	RPI 101-150	RPI 150+				
5- 20	0- 6	0- 5	OVERALL	0- 4	2- 2	3- 3				
4- 11	0- 3	0- 3	HOME	0- 3	2- 0	2- 2				
0- 9	0- 3	0- 2	AWAY	0- 1	0- 2	0- 1				
1- 0	0- 0	0- 0	NEUTRAL	0- 0	0- 0	1- 0				
5- 6	0- 0	0- 1	NON-CONFERENCE	0- 1	2- 1	3- 3				
4- 4	0- 0	0- 1	HOME	0- 1	2- 0	2- 2				
0- 2	0- 0	0- 0	AWAY	0- 0	0- 1	0- 1				
1- 0	0- 0	0- 0	NEUTRAL	0- 0	0- 0	1- 0				
0- 14	0- 6	0- 4	CONFERENCE	0- 3	0- 1	0- 0				
0- 7	0- 3	0- 2	HOME	0- 2	0- 0	0- 0				
0- 7	0- 3	0- 2	AWAY	0- 1	0- 1	0- 0				
0- 0	0- 0	0- 0	NEUTRAL	0- 0	0- 0	0- 0				

RPI S Opponent	Score	RPI S Opponent	Score	RPI S Opponent	Score	RPI S Opponent	Score	Team's RPI: 212
4 A Baylor	49 81	36 A West Virginia	35 72	74 H Washington St.	53 66	104 H Memphis	72 63	
4 H Baylor	40 58	36 H West Virginia	45 65	92 H TCU	44 70	111 A Arizona	52 67	
7 A Texas	46 70	41 H St. John's (NY)	71 86	100 A Iowa St.	49 65	136 A Texas Tech	44 54	
7 H Texas	38 75	49 A Kansas St.	67 81	100 H Iowa St.	53 63	142 H Creighton	67 54	
16 H Oklahoma St.	46 74	49 H Kansas St.	46 59			154 A SMU	64 73	
24 A Oklahoma	44 67					156 H Oral Roberts	63 70	
						232 H Navy	61 54	
						244 H Texas Southern	72 65	
						256 N Northern Ill.	66 58	
						300 H UMKC	44 47	
LAST 12 Division I GAMES:								
92 H TCU	44 70	16 H Oklahoma St.	46 74					
49 A Kansas St.	67 81	49 H Kansas St.	46 59					
4 A Baylor	49 81	36 A West Virginia	35 72					
100 H Iowa St.	53 63	7 H Texas	38 75					
136 A Texas Tech	44 54	100 A Iowa St.	49 65					
7 A Texas	46 70	4 H Baylor	40 58					

Non-Div I Games:

Kansas

Loss, Non-Conf, S Site, H Home A Away N Neutral

Average RPI Win:	158	WON-LOST	WINNING	LAST 10	STRENGTH OF	OPP. STRENGTH	TEAM	ADJ.	CONF.	ADJ CONF.
Average RPI Loss:	34	RECORD	PCT. RANK	GAMES	SCHEDULE	OF SCHEDULE	RPI	RPI	RPI	RPI
DIV. I ONLY	16- 9	90	6- 4	20	61	49	49	3	3	
DIV. I NON-CONF.	10- 1	19	0- 0	71	259	15	15	3	3	
TOTALS	RPI 1-25	RPI 26-50	W-L RECORDS	RPI 51-100	RPI 101-150	RPI 150+				
16- 9	2- 5	0- 2	OVERALL	3- 2	2- 0	9- 0				
12- 3	2- 1	0- 1	HOME	3- 1	1- 0	6- 0				
4- 6	0- 4	0- 1	AWAY	0- 1	1- 0	3- 0				
0- 0	0- 0	0- 0	NEUTRAL	0- 0	0- 0	0- 0				
10- 1	0- 1	0- 0	NON-CONFERENCE	2- 0	1- 0	7- 0				
8- 0	0- 0	0- 0	HOME	2- 0	1- 0	5- 0				
2- 1	0- 1	0- 0	AWAY	0- 0	0- 0	2- 0				
0- 0	0- 0	0- 0	NEUTRAL	0- 0	0- 0	0- 0				
6- 8	2- 4	0- 2	CONFERENCE	1- 2	1- 0	2- 0				
4- 3	2- 1	0- 1	HOME	1- 1	0- 0	1- 0				
2- 5	0- 3	0- 1	AWAY	0- 1	1- 0	1- 0				
0- 0	0- 0	0- 0	NEUTRAL	0- 0	0- 0	0- 0				

RPI	S	Opponent	Score	RPI	S	Opponent	Score	RPI	S	Opponent	Score	RPI	S	Opponent	Score
3	A	UConn	57 97	36	A	West Virginia	44 64	63	H	Abilene Christian	76 45	136	A	Texas Tech	65 53
4	A	Baylor	52 87	36	H	West Virginia	53 72	78	H	South Dakota	84 81	149	H	UT Arlington	61 41
7	A	Texas	51 58					92	A	TCU	73 87	180	H	Southern U.	59 47
7	H	Texas	51 66					92	H	TCU	58 49	190	A	Tulsa	75 67
16	H	Oklahoma St.	47 44					100	H	Iowa St.	79 84	192	H	Fla. Atlantic	102 53
24	A	Oklahoma	58 68									195	H	UTRGV	61 43
24	H	Oklahoma	87 71									212	A	Kansas	59 46
Team's RPI: 49															
LAST 12 Division I GAMES:															
7	A	Texas	51 58	136	A	Texas Tech	65 53	212	A	Kansas	59 46	221	H	Western Ill.	84 45
212	H	Kansas	81 67	92	H	TCU	58 49	24	A	Oklahoma	58 68	235	H	Sam Houston St.	78 50
24	H	Oklahoma	87 71	16	H	Oklahoma St.	47 44	36	H	West Virginia	53 72	336	A	Chicago St.	63 54
36	A	West Virginia	44 64												
4	A	Baylor	52 87												
7	H	Texas	51 66												

Non-Div I Games:

Kansas St.

■ Loss, 
■ Non-Conf, 
■ S Site, 
■ H Home 
■ A Away 
N Neutral

Average RPI Win: <b>310</b>	WON-LOST	WINNING	LAST 10	STRENGTH OF	OPP. STRENGTH	TEAM	ADJ.	CONF.	ADJ CONF.
Average RPI Loss: <b>182</b>	RECORD	PCT. RANK	GAMES	SCHEDULE	OF SCHEDULE	RPI	RPI	RPI	RPI
DIV. I ONLY	9- 16	253	4- 6	302	316	297	297	29	29
DIV. I NON-CONF.	4- 10	253	0- 1	257	327	307	307	27	27
TOTALS	RPI 1-25	RPI 26-50	W-L RECORDS	RPI 51-100	RPI 101-150	RPI 150+			
9- 16	0- 2	0- 0	OVERALL	0- 1	0- 4	9- 9			
7- 6	0- 0	0- 0	HOME	0- 1	0- 2	7- 3			
2- 10	0- 2	0- 0	AWAY	0- 0	0- 2	2- 6			
0- 0	0- 0	0- 0	NEUTRAL	0- 0	0- 0	0- 0			
4- 10	0- 2	0- 0	NON-CONFERENCE	0- 0	0- 2	4- 6			
4- 2	0- 0	0- 0	HOME	0- 0	0- 1	4- 1			
0- 8	0- 2	0- 0	AWAY	0- 0	0- 1	0- 5			
0- 0	0- 0	0- 0	NEUTRAL	0- 0	0- 0	0- 0			
5- 6	0- 0	0- 0	CONFERENCE	0- 1	0- 2	5- 3			
3- 4	0- 0	0- 0	HOME	0- 1	0- 1	3- 2			
2- 2	0- 0	0- 0	AWAY	0- 0	0- 1	2- 1			
0- 0	0- 0	0- 0	NEUTRAL	0- 0	0- 0	0- 0			


























































RPI 1-25				RPI 26-50				RPI 51-100				RPI 101+ Team's RPI: 297			
RPI	S	Opponent	Score	RPI	S	Opponent	Score	RPI	S	Opponent	Score	RPI	S	Opponent	Score
21	A	Florida	57 <b>84</b>					62	H	FGCU	47 <b>78</b>	112	H	Mercer	61 <b>72</b>
25	A	Georgia	34 <b>89</b>									134	A	Xavier	59 <b>62</b>
												148	A	Jacksonville	63 <b>78</b>
												148	H	Jacksonville	42 <b>67</b>
												183	H	Stetson	54 <b>57</b>
												202	A	Gardner-Webb	56 <b>70</b>
												211	A	USC Upstate	57 <b>66</b>
												211	H	USC Upstate	53 <b>61</b>
												222	H	Presbyterian	49 47
												270	H	Austin Peay	73 65
												274	H	Georgia St.	62 <b>66</b>
												283	A	Jacksonville St.	52 <b>61</b>
												292	A	Florida A&M	67 <b>69</b>
												301	A	Morehead St.	77 <b>83</b>
												308	H	Western Caro.	65 53
												309	A	Wofford	59 <b>70</b>
												321	A	North Florida	70 55
												321	H	North Florida	76 54
												333	H	New Orleans	60 53
												335	H	Lipscomb	55 54
												342	A	NJIT	82 77
												342	H	NJIT	64 48
LAST 12 Division I GAMES:															
321	H	North Florida	76 54	62	H	FGCU	47 <b>78</b>								
148	H	Jacksonville	42 <b>67</b>	183	H	Stetson	54 <b>57</b>								
211	H	USC Upstate	53 <b>61</b>	148	A	Jacksonville	63 <b>78</b>								
342	A	NJIT	82 77	321	A	North Florida	70 55								
211	A	USC Upstate	57 <b>66</b>	335	H	Lipscomb	55 54								
342	H	NJIT	64 48	309	A	Wofford	59 <b>70</b>								

Non-Div I Games: Thomas (GA) 70 41

Kennesaw St.

Loss, Non-Conf, S Site, H Home A Away N Neutral

Average RPI Win:	236	WON-LOST	WINNING	LAST 10	STRENGTH OF	OPP. STRENGTH	TEAM	ADJ.	CONF.	ADJ CONF.
Average RPI Loss:	157	RECORD	PCT. RANK	GAMES	SCHEDULE	OF SCHEDULE	RPI	RPI	RPI	RPI
DIV. I ONLY	4- 18	317	2- 8	199	172	314	314	11	11	
DIV. I NON-CONF.	2- 7	280	0- 0	324	281	344	344	13	13	
TOTALS	RPI 1-25	RPI 26-50	W-L RECORDS	RPI 51-100	RPI 101-150	RPI 150+				
4- 18	0- 0	0- 1	OVERALL	1- 4	0- 7	3- 6				
4- 8	0- 0	0- 1	HOME	1- 2	0- 3	3- 2				
0- 10	0- 0	0- 0	AWAY	0- 2	0- 4	0- 4				
0- 0	0- 0	0- 0	NEUTRAL	0- 0	0- 0	0- 0				
2- 7	0- 0	0- 0	NON-CONFERENCE	0- 2	0- 1	2- 4				
2- 4	0- 0	0- 0	HOME	0- 2	0- 0	2- 2				
0- 3	0- 0	0- 0	AWAY	0- 0	0- 1	0- 2				
0- 0	0- 0	0- 0	NEUTRAL	0- 0	0- 0	0- 0				
2- 11	0- 0	0- 1	CONFERENCE	1- 2	0- 6	1- 2				
2- 4	0- 0	0- 1	HOME	1- 0	0- 3	1- 0				
0- 7	0- 0	0- 0	AWAY	0- 2	0- 3	0- 2				
0- 0	0- 0	0- 0	NEUTRAL	0- 0	0- 0	0- 0				

RPI 1-25	RPI 26-50	RPI 51-100	RPI 101+	Team's RPI: 314
RPI S Opponent Score	RPI S Opponent Score	RPI S Opponent Score	RPI S Opponent Score	Score
	31  Ohio	71  Central Mich.	103  Youngstown St.	61  91
		77  Ball St.	110  Toledo	67  73
		79  Minnesota	110  Toledo	64  67
		91  Wright St.	118  Western Mich.	52  73
		97  Eastern Mich.	118  Western Mich.	53  65
			128  Akron	66  78
			139  Buffalo	66  77
			201  Brown	57  62
			256  Northern Ill.	95 85
			258  Bowling Green	49  71
			259  Miami (OH)	52  55
			291  Cleveland St.	49  60
			299  Bradley	60  68
			304  Colgate	76 71
			307  North Dakota St.	75 54
			317  IPFW	68  86
LAST 12 Division I GAMES:				
128  Akron	66  78	258  Bowling Green	49  71	
77  Ball St.	59 50	31  Ohio	54  93	
110  Toledo	64  67	97  Eastern Mich.	51  72	
259  Miami (OH)	52  55	118  Western Mich.	52  73	
118  Western Mich.	53  65	139  Buffalo	66  77	
256  Northern Ill.	95 85	110  Toledo	67  73	

Non-Div I Games: Malone 73 59

Kent St.

## Kentucky

Through Games Of Feb. 18, 2016

Average RPI Win:	120	WON-LOST	WINNING	LAST 10	STRENGTH OF	OPP. STRENGTH	TEAM	ADJ.	CONF.	ADJ CONF.
Average RPI Loss:	52	RECORD	PCT. RANK	GAMES	SCHEDULE	OF SCHEDULE	RPI	RPI	RPI	RPI
DIV. I ONLY	18- 6	48	5- 5	14	19	14	14	2	2	
DIV. I NON-CONF.	11- 0	1	0- 0	105	67	6	6	2	2	
TOTALS	RPI 1-25	RPI 26-50	W-L RECORDS	RPI 51-100	RPI 101-150	RPI 150+				
18- 6	4- 3	2- 0	OVERALL	4- 2	2- 0	6- 1				
12- 2	2- 1	1- 0	HOME	2- 1	1- 0	6- 0				
6- 4	2- 2	1- 0	AWAY	2- 1	1- 0	0- 1				
0- 0	0- 0	0- 0	NEUTRAL	0- 0	0- 0	0- 0				
11- 0	2- 0	1- 0	NON-CONFERENCE	2- 0	1- 0	5- 0				
8- 0	1- 0	1- 0	HOME	1- 0	0- 0	5- 0				
3- 0	1- 0	0- 0	AWAY	1- 0	1- 0	0- 0				
0- 0	0- 0	0- 0	NEUTRAL	0- 0	0- 0	0- 0				
7- 6	2- 3	1- 0	CONFERENCE	2- 2	1- 0	1- 1				
4- 2	1- 1	0- 0	HOME	1- 1	1- 0	1- 0				
3- 4	1- 2	1- 0	AWAY	1- 1	0- 0	0- 1				
0- 0	0- 0	0- 0	NEUTRAL	0- 0	0- 0	0- 0				

RPI	S	Opponent	Score	RPI	S	Opponent	Score	RPI	S	Opponent	Score	RPI	S	Opponent	Score
2	A	South Carolina	68 78	32	A	Mississippi St.	83 60	52	A	Auburn	61 66	132	H	LSU	70 58
2	H	South Carolina	62 73	45	H	Duke	71 61	52	H	Auburn	54 47	146	A	Northern Ky.	84 65
6	A	Arizona St.	68 64					73	A	Middle Tenn.	68 52	159	H	Alabama	73 48
18	H	Louisville	72 54					75	A	Vanderbilt	71 55	161	A	Ole Miss	65 73
19	H	Tennessee	64 63					75	H	Vanderbilt	69 71	177	H	Colorado	86 61
21	A	Florida	79 85					97	H	Eastern Mich.	89 67	230	H	Rice	72 39
25	A	Georgia	64 53									264	H	Tennessee St.	81 39
												301	H	Morehead St.	112 57
												305	H	Jackson St.	92 24
LAST 12 Division I GAMES:															
32	A	Mississippi St.	83 60	19	H	Tennessee	64 63								
75	A	Vanderbilt	71 55	161	A	Ole Miss	65 73								
132	H	LSU	70 58	52	H	Auburn	54 47								
2	A	South Carolina	68 78	2	H	South Carolina	62 73								
21	A	Florida	79 85	25	A	Georgia	64 53								
75	H	Vanderbilt	69 71	159	H	Alabama	73 48								

Non-Div I Games:

Kentucky

■ Loss, 
 ■ Non-Conf, S Site, 
 ■ Home 
 ■ Away 
 N Neutral



Average RPI Win: 312		WON-LOST	WINNING	LAST 10	STRENGTH OF	OPP. STRENGTH	TEAM	ADJ.	CONF.	ADJ CONF.
Average RPI Loss: 235		RECORD	PCT. RANK	GAMES	SCHEDULE	OF SCHEDULE	RPI	RPI	RPI	RPI
DIV. I ONLY		8- 17	266	4- 6	336	346	326	326	30	30
DIV. I NON-CONF.		2- 9	296	0- 0	308	313	330	330	32	32
TOTALS		RPI 1-25	RPI 26-50	W-L RECORDS	RPI 51-100	RPI 101-150	RPI 150+			
8- 17	0- 1		0- 0	OVERALL	0- 0	0- 2	8- 14			
2- 10	0- 1		0- 0	HOME	0- 0	0- 0	2- 9			
6- 5	0- 0		0- 0	AWAY	0- 0	0- 2	6- 3			
0- 2	0- 0		0- 0	NEUTRAL	0- 0	0- 0	0- 2			
2- 9	0- 1		0- 0	NON-CONFERENCE	0- 0	0- 2	2- 6			
0- 5	0- 1		0- 0	HOME	0- 0	0- 0	0- 4			
2- 2	0- 0		0- 0	AWAY	0- 0	0- 2	2- 0			
0- 2	0- 0		0- 0	NEUTRAL	0- 0	0- 0	0- 2			
6- 8	0- 0		0- 0	CONFERENCE	0- 0	0- 0	6- 8			
2- 5	0- 0		0- 0	HOME	0- 0	0- 0	2- 5			
4- 3	0- 0		0- 0	AWAY	0- 0	0- 0	4- 3			
0- 0	0- 0		0- 0	NEUTRAL	0- 0	0- 0	0- 0			

RPI 1-25					
RPI	S	Opponent	Score		
13	H	Florida St.	42	78	
RPI 26-50					
RPI	S	Opponent	Score		
RPI 51-100					
RPI	S	Opponent	Score		
RPI 101+ Team's RPI: 326					
RPI	S	Opponent	Score		
137	A	Stony Brook	54	71	
139	A	Buffalo	38	55	
194	H	Robert Morris	49	52	
220	H	Columbia	74	84	
232	A	Navy	68	66	
235	H	Sam Houston St.	56	63	
237	A	Bryant	55	63	
240	A	Sacred Heart	47	71	
240	H	Sacred Heart	53	62	
254	N	Bethune-Cookman	55	68	
259	N	Miami (OH)	49	68	
263	H	Saint Francis (PA)	75	84	
267	A	Central Conn. St.	59	45	
267	H	Central Conn. St.	57	65	
304	H	Colgate	53	63	
310	A	Fairleigh Dickinson	58	75	
310	H	Fairleigh Dickinson	65	62	
327	A	Howard	89	72	
337	A	Mt. St. Mary's	61	51	
337	H	Mt. St. Mary's	53	50	
341	A	St. Francis Brooklyn	65	62	
341	H	St. Francis Brooklyn	51	71	
342	H	NJIT	44	53	
344	A	Wagner	73	63	
LAST 12 Division I GAMES:					
267	H	Central Conn. St.	57	65	
341	A	St. Francis Brooklyn	65	62	
240	A	Sacred Heart	47	71	
337	H	Mt. St. Mary's	53	50	
240	H	Sacred Heart	53	62	
310	H	Fairleigh Dickinson	65	62	
310	A	Fairleigh Dickinson	58	75	
341	H	St. Francis Brooklyn	51	71	
344	A	Wagner	73	63	
237	A	Bryant	55	63	
194	H	Robert Morris	49	52	
263	H	Saint Francis (PA)	75	84	

Non-Div I Games:

LIU Brooklyn

Loss, Non-Conf, S Site, H Home A Away N Neutral

Average RPI Win:	178	WON-LOST	WINNING	LAST 10	STRENGTH OF	OPP. STRENGTH	TEAM	ADJ.	CONF.	ADJ CONF.
Average RPI Loss:	61	RECORD	PCT. RANK	GAMES	SCHEDULE	OF SCHEDULE	RPI	RPI	RPI	RPI
DIV. I ONLY	8- 18	272	1- 9	6	63	132	132	2	2	
DIV. I NON-CONF.	6- 7	176	0- 0	28	180	117	117	2	2	
TOTALS	RPI 1-25	RPI 26-50	W-L RECORDS	RPI 51-100	RPI 101-150	RPI 150+				
8- 18	1- 6	0- 2	OVERALL	0- 6	2- 3	5- 1				
5- 6	0- 2	0- 1	HOME	0- 1	1- 2	4- 0				
2- 10	1- 4	0- 1	AWAY	0- 3	1- 1	0- 1				
1- 2	0- 0	0- 0	NEUTRAL	0- 2	0- 0	1- 0				
6- 7	0- 1	0- 0	NON-CONFERENCE	0- 4	2- 2	4- 0				
4- 1	0- 0	0- 0	HOME	0- 0	1- 1	3- 0				
1- 4	0- 1	0- 0	AWAY	0- 2	1- 1	0- 0				
1- 2	0- 0	0- 0	NEUTRAL	0- 2	0- 0	1- 0				
2- 11	1- 5	0- 2	CONFERENCE	0- 2	0- 1	1- 1				
1- 5	0- 2	0- 1	HOME	0- 1	0- 1	1- 0				
1- 6	1- 3	0- 1	AWAY	0- 1	0- 0	0- 1				
0- 0	0- 0	0- 0	NEUTRAL	0- 0	0- 0	0- 0				

RPI	S	Opponent	Score	RPI	S	Opponent	Score	RPI	S	Opponent	Score	RPI	S	Opponent	Score	Team's RPI: 132
3	A	UConn	40 86	32	H	Mississippi St.	52 71	51	A	Rutgers	57 69	113	A	Wake Forest	57 60	
14	A	Kentucky	58 70	35	A	Missouri	46 52	52	H	Auburn	53 63	124	H	Samford	44 47	
15	A	Texas A&M	54 68					64	N	Purdue	52 69	130	A	Little Rock	57 51	
15	H	Texas A&M	35 53					75	A	Vanderbilt	42 58	131	H	Arkansas	44 48	
21	A	Florida	45 53					80	N	Maine	41 52	143	H	Long Beach St.	59 53	
25	A	Georgia	53 46					83	A	Tulane	63 67	159	A	Alabama	45 62	
25	H	Georgia	47 58									161	H	Ole Miss	76 57	
												179	N	Marist	72 49	
												244	H	Texas Southern	86 36	
												255	H	UC Santa Barbara	68 50	
												284	H	La.-Monroe	61 54	
LAST 12 Division I GAMES:																
15	A	Texas A&M	54 68	25	A	Georgia	53 46									
25	H	Georgia	47 58	131	H	Arkansas	44 48									
14	A	Kentucky	58 70	21	A	Florida	45 53									
32	H	Mississippi St.	52 71	75	A	Vanderbilt	42 58									
52	H	Auburn	53 63	15	H	Texas A&M	35 53									
35	A	Missouri	46 52	161	H	Ole Miss	76 57									

Non-Div I Games:

LSU

■ Loss, 
■ Non-Conf, 
■ S Site, 
■ H Home 
■ A Away 
N Neutral

Average RPI Win:	257	WON-LOST	WINNING	LAST 10	STRENGTH OF	OPP. STRENGTH	TEAM	ADJ.	CONF.	ADJ CONF.
Average RPI Loss:	129	RECORD	PCT. RANK	GAMES	SCHEDULE	OF SCHEDULE	RPI	RPI	RPI	RPI
DIV. I ONLY	5- 21	315	2- 8	152	123	278	278	7	7	
DIV. I NON-CONF.	3- 10	277	0- 1	143	258	245	245	8	8	
TOTALS	RPI 1-25	RPI 26-50	W-L RECORDS	RPI 51-100	RPI 101-150	RPI 150+				
5- 21	0- 0	0- 3	OVERALL	0- 5	1- 3	4- 10				
2- 10	0- 0	0- 1	HOME	0- 4	1- 1	1- 4				
2- 10	0- 0	0- 2	AWAY	0- 1	0- 2	2- 5				
1- 1	0- 0	0- 0	NEUTRAL	0- 0	0- 0	1- 1				
3- 10	0- 0	0- 2	NON-CONFERENCE	0- 2	0- 1	3- 5				
0- 5	0- 0	0- 1	HOME	0- 2	0- 0	0- 2				
2- 4	0- 0	0- 1	AWAY	0- 0	0- 1	2- 2				
1- 1	0- 0	0- 0	NEUTRAL	0- 0	0- 0	1- 1				
2- 11	0- 0	0- 1	CONFERENCE	0- 3	1- 2	1- 5				
2- 5	0- 0	0- 0	HOME	0- 2	1- 1	1- 2				
0- 6	0- 0	0- 1	AWAY	0- 1	0- 1	0- 3				
0- 0	0- 0	0- 0	NEUTRAL	0- 0	0- 0	0- 0				

RPI S	Opponent	Score	RPI S	Opponent	Score	RPI S	Opponent	Score	RPI S	Opponent	Score	Team's RPI: 278
28	A Miami (FL)	58 86	54	H Villanova	56 67	106	A Saint Joseph's	55 64				
29	A George Washington	59 83	60	H Dayton	51 67	106	H Saint Joseph's	75 70				
34	H Penn	68 78	61	A Saint Louis	70 79	113	A Wake Forest	53 61				
			68	H Temple	48 77	150	H Davidson	58 66				
			96	H VCU	76 84	162	A UMBC	29 60				
						166	A George Mason	70 79				
						175	A Fordham	44 54				
						181	N Milwaukee	53 69				
						193	A Fairfield	59 62				
						194	H Robert Morris	45 76				
						204	A Rhode Island	52 62				
						204	H Rhode Island	61 72				
						206	H Richmond	43 60				
						217	H North Texas	63 69				
						231	H Massachusetts	66 57				
						273	A Monmouth	65 50				
						327	A Howard	71 68				
						346	N Norfolk St.	67 59				
LAST 12 Division I GAMES:												
106	H Saint Joseph's	75 70	60	H Dayton	51 67							
175	A Fordham	44 54	61	A Saint Louis	70 79							
231	H Massachusetts	66 57	34	H Penn	68 78							
96	H VCU	76 84	204	H Rhode Island	61 72							
204	A Rhode Island	52 62	29	A George Washington	59 83							
106	A Saint Joseph's	55 64	166	A George Mason	70 79							

Non-Div I Games:

La Salle

■ Loss, 
■ Non-Conf, 
■ S Site, 
■ H Home 
■ A Away 
N Neutral

## La.-Lafayette

Through Games Of Feb. 18, 2016

Average RPI Win:	220	WON-LOST	WINNING	LAST 10	STRENGTH OF	OPP. STRENGTH	TEAM	ADJ.	CONF.	ADJ CONF.
Average RPI Loss:	163	RECORD	PCT. RANK	GAMES	SCHEDULE	OF SCHEDULE	RPI	RPI	RPI	RPI
DIV. I ONLY	15- 7	76	6- 4	269	187	133	133	16	16	
DIV. I NON-CONF.	5- 2	86	0- 0	325	213	146	146	14	14	
TOTALS	RPI 1-25	RPI 26-50	W-L RECORDS	RPI 51-100	RPI 101-150	RPI 150+				
15- 7	0- 0	0- 2	OVERALL	0- 0	4- 1	11- 4				
7- 3	0- 0	0- 1	HOME	0- 0	1- 1	6- 1				
6- 4	0- 0	0- 1	AWAY	0- 0	2- 0	4- 3				
2- 0	0- 0	0- 0	NEUTRAL	0- 0	1- 0	1- 0				
5- 2	0- 0	0- 0	NON-CONFERENCE	0- 0	1- 0	4- 2				
2- 0	0- 0	0- 0	HOME	0- 0	0- 0	2- 0				
1- 2	0- 0	0- 0	AWAY	0- 0	0- 0	1- 2				
2- 0	0- 0	0- 0	NEUTRAL	0- 0	1- 0	1- 0				
10- 5	0- 0	0- 2	CONFERENCE	0- 0	3- 1	7- 2				
5- 3	0- 0	0- 1	HOME	0- 0	1- 1	4- 1				
5- 2	0- 0	0- 1	AWAY	0- 0	2- 0	3- 1				
0- 0	0- 0	0- 0	NEUTRAL	0- 0	0- 0	0- 0				

RPI 1-25			RPI 26-50			RPI 51-100			RPI 101+ Team's RPI: 133		
RPI	S	Opponent	Score	RPI	S	Opponent	Score	RPI	S	Opponent	Score
				43	A	Arkansas St.	56 83	130	A	Little Rock	65 58
				43	H	Arkansas St.	62 74	130	H	Little Rock	49 58
								131	N	Arkansas	67 59
								149	A	UT Arlington	59 42
								149	H	UT Arlington	63 52
								161	A	Ole Miss	82 78
								176	A	Louisiana Tech	62 79
								185	H	South Ala.	69 50
								189	H	Troy	56 53
								214	H	Texas St.	42 46
								240	N	Sacred Heart	60 58
								255	H	UC Santa Barbara	61 42
								266	A	Appalachian St.	59 76
								266	H	Appalachian St.	60 51
								269	A	Houston	51 52
								274	A	Georgia St.	77 57
								275	A	Ga. Southern	56 39
								284	A	La.-Monroe	71 52
								284	H	La.-Monroe	52 40
								322	H	Alcorn	73 61
LAST 12 Division I GAMES:											
149	A	UT Arlington	59 42	214	H	Texas St.	42 46				
130	H	Little Rock	49 58	189	H	Troy	56 53				
43	H	Arkansas St.	62 74	185	H	South Ala.	69 50				
266	A	Appalachian St.	59 76	274	A	Georgia St.	77 57				
284	H	La.-Monroe	52 40	275	A	Ga. Southern	56 39				
149	H	UT Arlington	63 52	43	A	Arkansas St.	56 83				

Non-Div I Games: Southern-N.O. 81 28 Dillard 84 36

La.-Lafayette

Loss, Non-Conf, S Site, H Home A Away N Neutral

Average RPI Win:	263	WON-LOST	WINNING	LAST 10	STRENGTH OF	OPP. STRENGTH	TEAM	ADJ.	CONF.	ADJ CONF.
Average RPI Loss:	157	RECORD	PCT. RANK	GAMES	SCHEDULE	OF SCHEDULE	RPI	RPI	RPI	RPI
DIV. I ONLY	5- 15	291	3- 7	226	196	284	284	16	16	
DIV. I NON-CONF.	2- 3	201	0- 0	330	147	248	248	14	14	
TOTALS	RPI 1-25	RPI 26-50	W-L RECORDS	RPI 51-100	RPI 101-150	RPI 150+				
5- 15	0- 0	0- 2	OVERALL	0- 1	0- 6	5- 6				
3- 6	0- 0	0- 1	HOME	0- 0	0- 3	3- 2				
2- 9	0- 0	0- 1	AWAY	0- 1	0- 3	2- 4				
0- 0	0- 0	0- 0	NEUTRAL	0- 0	0- 0	0- 0				
2- 3	0- 0	0- 0	NON-CONFERENCE	0- 1	0- 1	2- 1				
1- 0	0- 0	0- 0	HOME	0- 0	0- 0	1- 0				
1- 3	0- 0	0- 0	AWAY	0- 1	0- 1	1- 1				
0- 0	0- 0	0- 0	NEUTRAL	0- 0	0- 0	0- 0				
3- 12	0- 0	0- 2	CONFERENCE	0- 0	0- 5	3- 5				
2- 6	0- 0	0- 1	HOME	0- 0	0- 3	2- 2				
1- 6	0- 0	0- 1	AWAY	0- 0	0- 2	1- 3				
0- 0	0- 0	0- 0	NEUTRAL	0- 0	0- 0	0- 0				

RPI 1-25				RPI 26-50				RPI 51-100				RPI 101+				Team's RPI: 284	
RPI	S	Opponent	Score	RPI	S	Opponent	Score	RPI	S	Opponent	Score	RPI	S	Opponent	Score		
				43	A	Arkansas St.	43 66	92	A	TCU	42 80	130	A	Little Rock	44 56		
				43	H	Arkansas St.	64 78					130	H	Little Rock	37 53		
												132	A	LSU	54 61		
												133	A	La.-Lafayette	40 52		
												133	H	La.-Lafayette	52 71		
												149	H	UT Arlington	50 60		
												168	A	McNeese St.	62 72		
												185	H	South Ala.	57 63		
												189	H	Troy	77 73		
												214	A	Texas St.	57 63		
												214	H	Texas St.	63 59		
												266	A	Appalachian St.	52 64		
												266	H	Appalachian St.	54 57		
												274	A	Georgia St.	52 65		
												275	A	Ga. Southern	50 49		
												315	A	Southeastern La.	88 84		
												320	H	Nicholls St.	69 57		
LAST 12 Division I GAMES:																	
				214	A	Texas St.	57 63	149	H	UT Arlington	50 60						
				43	H	Arkansas St.	64 78	185	H	South Ala.	57 63						
				130	H	Little Rock	37 53	189	H	Troy	77 73						
				266	A	Appalachian St.	52 64	275	A	Ga. Southern	50 49						
				133	A	La.-Lafayette	40 52	274	A	Georgia St.	52 65						
				214	H	Texas St.	63 59	130	A	Little Rock	44 56						

Non-Div I Games:      LSU-Alexandria      73   42      Louisiana Col.      85   42      LSU-Shreveport      57   40      Dillard      70   46  
La.-Monroe

Loss, Non-Conf, S Site, H Home A Away N Neutral

Lafayette

Through Games Of Feb. 18, 2016

Average RPI Win:	317	WON-LOST	WINNING	LAST 10	STRENGTH OF	OPP. STRENGTH	TEAM	ADJ.	CONF.	ADJ CONF.
Average RPI Loss:	197	RECORD	PCT. RANK	GAMES	SCHEDULE	OF SCHEDULE	RPI	RPI	RPI	RPI
DIV. I ONLY	6- 18	291	3- 7	309	308	328	328	26	26	
DIV. I NON-CONF.	2- 8	290	0- 0	281	302	328	328	28	28	
TOTALS	RPI 1-25	RPI 26-50	W-L RECORDS	RPI 51-100	RPI 101-150	RPI 150+				
6- 18	0- 1	0- 1	OVERALL	0- 2	0- 0	6- 14				
4- 6	0- 1	0- 0	HOME	0- 1	0- 0	4- 4				
2- 10	0- 0	0- 1	AWAY	0- 1	0- 0	2- 8				
0- 2	0- 0	0- 0	NEUTRAL	0- 0	0- 0	0- 2				
2- 8	0- 1	0- 1	NON-CONFERENCE	0- 0	0- 0	2- 6				
2- 1	0- 1	0- 0	HOME	0- 0	0- 0	2- 0				
0- 5	0- 0	0- 1	AWAY	0- 0	0- 0	0- 4				
0- 2	0- 0	0- 0	NEUTRAL	0- 0	0- 0	0- 2				
4- 10	0- 0	0- 0	CONFERENCE	0- 2	0- 0	4- 8				
2- 5	0- 0	0- 0	HOME	0- 1	0- 0	2- 4				
2- 5	0- 0	0- 0	AWAY	0- 1	0- 0	2- 4				
0- 0	0- 0	0- 0	NEUTRAL	0- 0	0- 0	0- 0				

RPI 1-25				RPI 26-50				RPI 51-100				RPI 101+ Team's RPI: 328			
RPI	S	Opponent	Score	RPI	S	Opponent	Score	RPI	S	Opponent	Score	RPI	S	Opponent	Score
22	H	Duquesne	65 73	34	A	Penn	37 54	70	A	Army West Point	57 84	174	A	Delaware	47 67
								70	H	Army West Point	45 78	175	A	Fordham	49 61
												206	N	Richmond	46 54
												208	A	Hartford	50 55
												225	A	Lehigh	74 82
												232	A	Navy	48 64
												232	H	Navy	58 65
												243	A	Holy Cross	49 66
												243	H	Holy Cross	54 57
												250	A	Loyola Maryland	65 66
												250	H	Loyola Maryland	51 55
												265	A	American	60 51
												265	H	American	63 59
												272	N	Coppin St.	57 64
												304	H	Colgate	59 72
												334	H	Saint Peter's	72 69
												341	H	St. Francis Brooklyn	77 59
												344	A	Wagner	48 69
												347	A	Boston U.	71 64
												347	H	Boston U.	71 56
LAST 12 Division I GAMES:															
265	H	American	63 59	225	A	Lehigh	74 82								
232	A	Navy	48 64	265	A	American	60 51								
243	H	Holy Cross	54 57	232	H	Navy	58 65								
347	A	Boston U.	71 64	243	A	Holy Cross	49 66								
70	A	Army West Point	57 84	347	H	Boston U.	71 56								
250	H	Loyola Maryland	51 55	70	H	Army West Point	45 78								

Non-Div I Games:

Lafayette

Loss, Non-Conf, S Site, H Home A Away N Neutral

Average RPI Win: <b>251</b>	WON-LOST	WINNING	LAST 10	STRENGTH OF	OPP. STRENGTH	TEAM	ADJ.	CONF.	ADJ CONF.
Average RPI Loss: <b>180</b>	RECORD	PCT. RANK	GAMES	SCHEDULE	OF SCHEDULE	RPI	RPI	RPI	RPI
DIV. I ONLY	6- 15	278	4- 6	219	247	282	282	27	27
DIV. I NON-CONF.	0- 7	338	0- 0	197	74	326	326	26	26
TOTALS	RPI 1-25	RPI 26-50	W-L RECORDS	RPI 51-100	RPI 101-150	RPI 150+			
6- 15	0- 1	0- 1	OVERALL	1- 2	0- 2	5- 9			
5- 4	0- 0	0- 0	HOME	1- 0	0- 1	4- 3			
1- 11	0- 1	0- 1	AWAY	0- 2	0- 1	1- 6			
0- 0	0- 0	0- 0	NEUTRAL	0- 0	0- 0	0- 0			
0- 7	0- 1	0- 1	NON-CONFERENCE	0- 1	0- 0	0- 4			
0- 1	0- 0	0- 0	HOME	0- 0	0- 0	0- 1			
0- 6	0- 1	0- 1	AWAY	0- 1	0- 0	0- 3			
0- 0	0- 0	0- 0	NEUTRAL	0- 0	0- 0	0- 0			
6- 8	0- 0	0- 0	CONFERENCE	1- 1	0- 2	5- 5			
5- 3	0- 0	0- 0	HOME	1- 0	0- 1	4- 2			
1- 5	0- 0	0- 0	AWAY	0- 1	0- 1	1- 3			
0- 0	0- 0	0- 0	NEUTRAL	0- 0	0- 0	0- 0			

RPI 1-25				RPI 26-50				RPI 51-100				RPI 101+ Team's RPI: 282			
RPI	S	Opponent	Score	RPI	S	Opponent	Score	RPI	S	Opponent	Score	RPI	S	Opponent	Score
16	A	Oklahoma St.	45 <b>90</b>	35	A	Missouri	57 <b>91</b>	63	A	Abilene Christian	62 <b>90</b>	109	A	Central Ark.	49 <b>74</b>
								63	H	Abilene Christian	63 54	127	H	Northwestern St.	51 <b>73</b>
								72	A	Utah	67 <b>71</b>	165	A	Loyola Chicago	71 <b>82</b>
												207	H	Canisius	55 <b>57</b>
												228	A	Stephen F. Austin	64 60
												228	H	Stephen F. Austin	77 <b>79</b>
												235	H	Sam Houston St.	76 <b>78</b>
												246	A	Houston Baptist	66 <b>77</b>
												246	H	Houston Baptist	77 70
												277	A	Northern Ariz.	63 <b>75</b>
												287	A	Prairie View	72 <b>80</b>
												312	H	A&M-Corpus Christi	75 70
												315	A	Southeastern La.	66 <b>73</b>
												320	A	Nicholls St.	59 <b>69</b>
												325	H	Incarinate Word	59 49
												333	H	New Orleans	79 52
LAST 12 Division I GAMES:															
228	H	Stephen F. Austin	77 <b>79</b>	246	H	Houston Baptist	77 70								
246	A	Houston Baptist	66 <b>77</b>	228	A	Stephen F. Austin	64 60								
325	H	Incarinate Word	59 49	127	H	Northwestern St.	51 <b>73</b>								
63	H	Abilene Christian	63 54	315	A	Southeastern La.	66 <b>73</b>								
63	A	Abilene Christian	62 <b>90</b>	109	A	Central Ark.	49 <b>74</b>								
235	H	Sam Houston St.	76 <b>78</b>	312	H	A&M-Corpus Christi	75 70								

Non-Div I Games: Howard Payne 88 50 Tex. A&M-Kingsville 82 66 Schreiner 60 41 Louisiana Col. 99 34  
Lamar

Loss, Non-Conf, S Site, H Home A Away N Neutral

Average RPI Win:	279	WON-LOST	WINNING	LAST 10	STRENGTH OF	OPP. STRENGTH	TEAM	ADJ.	CONF.	ADJ CONF.
Average RPI Loss:	158	RECORD	PCT. RANK	GAMES	SCHEDULE	OF SCHEDULE	RPI	RPI	RPI	RPI
DIV. I ONLY	14- 10	121	6- 4	322	265	225	225	26	26	
DIV. I NON-CONF.	6- 4	125	0- 0	335	194	239	239	28	28	
TOTALS	RPI 1-25	RPI 26-50	W-L RECORDS	RPI 51-100	RPI 101-150	RPI 150+				
14- 10	0- 0	0- 0	OVERALL	0- 4	0- 1	14- 5				
7- 5	0- 0	0- 0	HOME	0- 2	0- 1	7- 2				
7- 5	0- 0	0- 0	AWAY	0- 2	0- 0	7- 3				
0- 0	0- 0	0- 0	NEUTRAL	0- 0	0- 0	0- 0				
6- 4	0- 0	0- 0	NON-CONFERENCE	0- 1	0- 1	6- 2				
3- 2	0- 0	0- 0	HOME	0- 1	0- 1	3- 0				
3- 2	0- 0	0- 0	AWAY	0- 0	0- 0	3- 2				
0- 0	0- 0	0- 0	NEUTRAL	0- 0	0- 0	0- 0				
8- 6	0- 0	0- 0	CONFERENCE	0- 3	0- 0	8- 3				
4- 3	0- 0	0- 0	HOME	0- 1	0- 0	4- 2				
4- 3	0- 0	0- 0	AWAY	0- 2	0- 0	4- 1				
0- 0	0- 0	0- 0	NEUTRAL	0- 0	0- 0	0- 0				

RPI S	Opponent	Score	RPI S	Opponent	Score	RPI S	Opponent	Score	RPI S	Opponent	Score	Team's RPI: 225
						54	H Villanova	44 65	106	H Saint Joseph's	62 63	
						70	A Army West Point	39 63	151	A Hampton	63 56	
						85	A Bucknell	77 80	157	A Illinois	67 76	
						85	H Bucknell	54 67	215	H Montana	80 53	
									232	A Navy	51 48	
									232	H Navy	54 62	
									243	A Holy Cross	71 77	
									243	H Holy Cross	61 58	
									250	A Loyola Maryland	76 68	
									250	H Loyola Maryland	66 48	
									265	A American	61 52	
									265	H American	55 59	
									273	H Monmouth	95 88	
									285	A Rider	60 61	
									328	H Lafayette	82 74	
									330	A Delaware St.	83 49	
									334	H Saint Peter's	74 42	
									342	A NJIT	75 47	
									347	A Boston U.	73 66	
									347	H Boston U.	72 48	
LAST 12 Division I GAMES:												
			232	H Navy	54 62		328	H Lafayette	82 74			
			243	A Holy Cross	71 77		232	A Navy	51 48			
			85	H Bucknell	54 67		243	H Holy Cross	61 58			
			265	A American	61 52		85	A Bucknell	77 80			
			250	A Loyola Maryland	76 68		265	H American	55 59			
			347	H Boston U.	72 48		250	H Loyola Maryland	66 48			

Non-Div I Games: Kutztown 81 51

Lehigh

■ Loss, 
■ Non-Conf, 
■ S Site, 
■ H Home 
■ A Away 
N Neutral



Average RPI Win:	246	WON-LOST	WINNING	LAST 10	STRENGTH OF	OPP. STRENGTH	TEAM	ADJ.	CONF.	ADJ CONF.
Average RPI Loss:	88	RECORD	PCT. RANK	GAMES	SCHEDULE	OF SCHEDULE	RPI	RPI	RPI	RPI
DIV. I ONLY	14- 9	108	8- 2	90	230	98	98	28	28	
DIV. I NON-CONF.	2- 6	272	0- 0	16	3	139	139	29	29	
TOTALS	RPI 1-25	RPI 26-50	W-L RECORDS	RPI 51-100	RPI 101-150	RPI 150+				
14- 9	0- 1	0- 4	OVERALL	1- 1	1- 1	12- 2				
8- 2	0- 0	0- 2	HOME	1- 0	1- 0	6- 0				
6- 5	0- 0	0- 2	AWAY	0- 0	0- 1	6- 2				
0- 2	0- 1	0- 0	NEUTRAL	0- 1	0- 0	0- 0				
2- 6	0- 1	0- 4	NON-CONFERENCE	1- 1	0- 0	1- 0				
1- 2	0- 0	0- 2	HOME	1- 0	0- 0	0- 0				
1- 2	0- 0	0- 2	AWAY	0- 0	0- 0	1- 0				
0- 2	0- 1	0- 0	NEUTRAL	0- 1	0- 0	0- 0				
12- 3	0- 0	0- 0	CONFERENCE	0- 0	1- 1	11- 2				
7- 0	0- 0	0- 0	HOME	0- 0	1- 0	6- 0				
5- 3	0- 0	0- 0	AWAY	0- 0	0- 1	5- 2				
0- 0	0- 0	0- 0	NEUTRAL	0- 0	0- 0	0- 0				

RPI S	Opponent	Score	RPI S	Opponent	Score	RPI S	Opponent	Score	RPI S	Opponent	Score
5 N	Ohio St.	65 75	37 A	James Madison	56 72	76 N	California	72 77	123 A	UNC Asheville	51 56
			38 H	Seton Hall	56 92	89 H	Elon	72 63	123 H	UNC Asheville	71 53
			45 A	Duke	41 79				197 A	Radford	49 43
			47 H	North Carolina St.	53 61				197 H	Radford	67 53
									202 A	Gardner-Webb	57 61
									202 H	Gardner-Webb	73 51
									222 A	Presbyterian	42 60
									247 H	High Point	56 43
									266 A	Appalachian St.	74 68
									279 A	Campbell	62 52
									279 H	Campbell	67 55
									296 A	Coastal Caro.	65 63
									311 H	Winthrop	77 61
									316 A	Charleston So.	59 49
									316 H	Charleston So.	51 40
									324 A	Longwood	72 67
LAST 12 Division I GAMES:											
123 A	UNC Asheville	51 56	324 A	Longwood	72 67						
279 H	Campbell	67 55	296 A	Coastal Caro.	65 63						
197 H	Radford	67 53	311 H	Winthrop	77 61						
316 A	Charleston So.	59 49	222 A	Presbyterian	42 60						
247 H	High Point	56 43	123 H	UNC Asheville	71 53						
202 H	Gardner-Webb	73 51	197 A	Radford	49 43						

Non-Div I Games: Shepherd 69 57

Liberty

Loss, Non-Conf, S Site, H Home A Away N Neutral

Average RPI Win: <b>300</b>	WON-LOST	WINNING	LAST 10	STRENGTH OF	OPP. STRENGTH	TEAM	ADJ.	CONF.	ADJ CONF.
Average RPI Loss: <b>202</b>	RECORD	PCT. RANK	GAMES	SCHEDULE	OF SCHEDULE	RPI	RPI	RPI	RPI
DIV. I ONLY	4- 21	325	2- 8	265	324	335	335	29	29
DIV. I NON-CONF.	2- 12	311	0- 1	198	335	313	313	27	27
TOTALS	RPI 1-25	RPI 26-50	W-L RECORDS	RPI 51-100	RPI 101-150	RPI 150+			
4- 21	0- 0	0- 1	OVERALL	0- 3	0- 3	4- 14			
3- 10	0- 0	0- 1	HOME	0- 2	0- 2	3- 5			
1- 10	0- 0	0- 0	AWAY	0- 1	0- 1	1- 8			
0- 1	0- 0	0- 0	NEUTRAL	0- 0	0- 0	0- 1			
2- 12	0- 0	0- 1	NON-CONFERENCE	0- 2	0- 1	2- 8			
1- 6	0- 0	0- 1	HOME	0- 1	0- 1	1- 3			
1- 5	0- 0	0- 0	AWAY	0- 1	0- 0	1- 4			
0- 1	0- 0	0- 0	NEUTRAL	0- 0	0- 0	0- 1			
2- 9	0- 0	0- 0	CONFERENCE	0- 1	0- 2	2- 6			
2- 4	0- 0	0- 0	HOME	0- 1	0- 1	2- 2			
0- 5	0- 0	0- 0	AWAY	0- 0	0- 1	0- 4			
0- 0	0- 0	0- 0	NEUTRAL	0- 0	0- 0	0- 0			

RPI 1-25			RPI 26-50			RPI 51-100			RPI 101+			Team's RPI: 335
RPI	S	Opponent	Score	RPI	S	Opponent	Score	RPI	S	Opponent	Score	
50	H	Western Ky.	56 64	62	H	FGCU	39 71	102	H	Belmont	68 90	
				77	H	Ball St.	60 72	148	A	Jacksonville	51 81	
				91	A	Wright St.	65 92	148	H	Jacksonville	55 76	
								159	A	Alabama	49 68	
								183	H	Stetson	62 83	
								200	H	Southeast Mo. St.	69 84	
								211	A	USC Upstate	71 93	
								211	H	USC Upstate	54 81	
								244	N	Texas Southern	62 66	
								250	H	Loyola Maryland	52 57	
								262	H	Murray St.	93 85	
								264	A	Tennessee St.	65 77	
								275	A	Ga. Southern	66 55	
								276	A	Tennessee Tech	70 81	
								297	A	Kennesaw St.	54 55	
								301	H	Morehead St.	77 92	
								305	A	Jackson St.	52 53	
								321	A	North Florida	70 78	
								321	H	North Florida	78 71	
								342	A	NJIT	51 61	
								342	H	NJIT	63 49	
LAST 12 Division I GAMES:												
148	H	Jacksonville	55 76	183	H	Stetson	62 83					
321	H	North Florida	78 71	62	H	FGCU	39 71					
342	H	NJIT	63 49	321	A	North Florida	70 78					
211	A	USC Upstate	71 93	148	A	Jacksonville	51 81					
342	A	NJIT	51 61	297	A	Kennesaw St.	54 55					
211	H	USC Upstate	54 81	305	A	Jackson St.	52 53					

Non-Div I Games: North Ala. 88 67

Lipscomb

■ Loss, 
 ■ Non-Conf, 
 ■ S Site, 
 ■ Home 
 ■ A Away 
 N Neutral

2010-2011				Through Games Of Feb. 10, 2010						
Average RPI Win:	212	WON-LOST	WINNING	LAST 10	STRENGTH OF	OPP. STRENGTH	TEAM	ADJ.	CONF.	ADJ CONF.
Average RPI Loss:	102	RECORD	PCT. RANK	GAMES	SCHEDULE	OF SCHEDULE	RPI	RPI	RPI	RPI
DIV. I ONLY	13- 11	146	8- 2	115	137	130	130	16	16	
DIV. I NON-CONF.	2- 7	280	0- 0	33	7	188	188	14	14	
-----										
TOTALS	RPI 1-25	RPI 26-50		W-L RECORDS		RPI 51-100	RPI 101-150	RPI 150+		
13- 11	0- 3	0- 1		OVERALL		0- 2	3- 2	10- 3		
7- 5	0- 1	0- 0		HOME		0- 1	1- 2	6- 1		
6- 6	0- 2	0- 1		AWAY		0- 1	2- 0	4- 2		
0- 0	0- 0	0- 0		NEUTRAL		0- 0	0- 0	0- 0		
2- 7	0- 3	0- 0		NON-CONFERENCE		0- 2	1- 1	1- 1		
1- 4	0- 1	0- 0		HOME		0- 1	1- 1	0- 1		
1- 3	0- 2	0- 0		AWAY		0- 1	0- 0	1- 0		
0- 0	0- 0	0- 0		NEUTRAL		0- 0	0- 0	0- 0		
11- 4	0- 0	0- 1		CONFERENCE		0- 0	2- 1	9- 2		
6- 1	0- 0	0- 0		HOME		0- 0	0- 1	6- 0		
5- 3	0- 0	0- 1		AWAY		0- 0	2- 0	3- 2		
0- 0	0- 0	0- 0		NEUTRAL		0- 0	0- 0	0- 0		

RPI 1-25					
RPI	S	Opponent	Score		
7	H	Texas	56	66	
15	A	Texas A&M	39	69	
24	A	Oklahoma	52	65	

RPI 26-50					
RPI	S	Opponent	Score		
43	A	Arkansas St.	53	66	

RPI 51-100					
RPI	S	Opponent	Score		
83	A	Tulane	53	69	
88	H	Missouri St.	58	64	

RPI 101+					
RPI	S	Opponent	Team's RPI: Score		
104	H	Memphis	61	53	
132	H	LSU	51	57	
133	A	La.-Lafayette	58	49	
133	H	La.-Lafayette	58	65	
149	A	UT Arlington	59	55	
156	A	Oral Roberts	66	52	
185	A	South Ala.	47	34	
185	H	South Ala.	74	43	
189	A	Troy	71	78	
189	H	Troy	79	64	
190	H	Tulsa	63	74	
214	A	Texas St.	57	67	
266	H	Appalachian St.	67	50	
274	A	Georgia St.	54	39	
274	H	Georgia St.	59	32	
275	H	Ga. Southern	69	36	
284	A	La.-Monroe	53	37	
284	H	La.-Monroe	56	44	

LAST 12 Division I GAMES:					
274	A	Georgia St.	54	39	
133	A	La.-Lafayette	58	49	
284	A	La.-Monroe	53	37	
185	H	South Ala.	74	43	
189	H	Troy	79	64	
274	H	Georgia St.	59	32	
275	H	Ga. Southern	69	36	
149	A	UT Arlington	59	55	
214	A	Texas St.	57	67	
43	A	Arkansas St.	53	66	
266	H	Appalachian St.	67	50	
284	H	La.-Monroe	56	44	

Non-Div I Games:

Little Rock

Loss, Non-Conf, S Site, H Home A Away N Neutral

Average RPI Win:	239	WON-LOST	WINNING	LAST 10	STRENGTH OF	OPP. STRENGTH	TEAM	ADJ.	CONF.	ADJ CONF.
Average RPI Loss:	91	RECORD	PCT. RANK	GAMES	SCHEDULE	OF SCHEDULE	RPI	RPI	RPI	RPI
DIV. I ONLY	18- 7	60	7- 3	319	132	143	143	22	22	
DIV. I NON-CONF.	11- 3	54	1- 0	315	46	120	120	21	21	
TOTALS	RPI 1-25	RPI 26-50	W-L RECORDS	RPI 51-100	RPI 101-150	RPI 150+				
18- 7	0- 0	1- 1	OVERALL	0- 2	1- 4	16- 0				
9- 3	0- 0	1- 0	HOME	0- 1	0- 2	8- 0				
7- 4	0- 0	0- 1	AWAY	0- 1	0- 2	7- 0				
2- 0	0- 0	0- 0	NEUTRAL	0- 0	1- 0	1- 0				
11- 3	0- 0	1- 1	NON-CONFERENCE	0- 0	1- 2	9- 0				
5- 1	0- 0	1- 0	HOME	0- 0	0- 1	4- 0				
4- 2	0- 0	0- 1	AWAY	0- 0	0- 1	4- 0				
2- 0	0- 0	0- 0	NEUTRAL	0- 0	1- 0	1- 0				
7- 4	0- 0	0- 0	CONFERENCE	0- 2	0- 2	7- 0				
4- 2	0- 0	0- 0	HOME	0- 1	0- 1	4- 0				
3- 2	0- 0	0- 0	AWAY	0- 1	0- 1	3- 0				
0- 0	0- 0	0- 0	NEUTRAL	0- 0	0- 0	0- 0				

RPI S	Opponent	Score	RPI S	Opponent	Score	RPI S	Opponent	Score	RPI S	Opponent	Score	Team's RPI: 143
27	H UTEP	47 40	59	A UC Riverside	58 83	101	H San Francisco	52 66				
39	A Southern California	43 69	59	H UC Riverside	60 78	122	A Hawaii	42 60				
						122	H Hawaii	55 67				
						127	N Northwestern St.	60 59				
						132	A LSU	53 59				
						167	A Pacific	68 60				
						177	H Colorado	59 42				
						182	A UC Davis	75 62				
						187	H UNLV	67 63				
						196	H Cal Poly	65 53				
						251	H San Diego St.	74 54				
						255	H UC Santa Barbara	60 52				
						261	A Seattle	69 57				
						269	A Houston	47 41				
						277	N Northern Ariz.	69 48				
						290	H CSUN	74 71				
						303	A Denver	48 41				
						319	H Portland St.	89 71				
						332	A UC Irvine	71 65				
						339	A Cal St. Fullerton	82 61				
						339	H Cal St. Fullerton	62 57				
LAST 12 Division I GAMES:												
59	A UC Riverside	58 83	339	H Cal St. Fullerton	62 57							
255	H UC Santa Barbara	60 52	332	A UC Irvine	71 65							
122	A Hawaii	42 60	59	H UC Riverside	60 78							
290	H CSUN	74 71	339	A Cal St. Fullerton	82 61							
196	H Cal Poly	65 53	122	H Hawaii	55 67							
182	A UC Davis	75 62	261	A Seattle	69 57							

Non-Div I Games:

Long Beach St.

■ Loss, 
 ■ Non-Conf, 
 ■ S Site, 
 ■ Home 
 ■ A Away 
 N Neutral

Average RPI Win:	317	WON-LOST	WINNING	LAST 10	STRENGTH OF	OPP. STRENGTH	TEAM	ADJ.	CONF.	ADJ CONF.
Average RPI Loss:	193	RECORD	PCT. RANK	GAMES	SCHEDULE	OF SCHEDULE	RPI	RPI	RPI	RPI
DIV. I ONLY	4- 19	318	1- 9	270	296	324	324	28	28	
DIV. I NON-CONF.	1- 6	311	0- 0	185	126	290	290	29	29	
TOTALS	RPI 1-25	RPI 26-50	W-L RECORDS	RPI 51-100	RPI 101-150	RPI 150+				
4- 19	0- 1	0- 2	OVERALL	0- 2	0- 2	4- 12				
2- 7	0- 0	0- 0	HOME	0- 1	0- 1	2- 5				
2- 12	0- 0	0- 0	AWAY	0- 0	0- 1	2- 0				
0- 0	0- 0	0- 0	NEUTRAL	0- 0	0- 0	0- 0				
1- 6	0- 1	0- 2	NON-CONFERENCE	0- 1	0- 0	1- 2				
1- 0	0- 0	0- 0	HOME	0- 0	0- 0	1- 0				
0- 6	0- 1	0- 2	AWAY	0- 1	0- 0	0- 2				
0- 0	0- 0	0- 0	NEUTRAL	0- 0	0- 0	0- 0				
3- 13	0- 0	0- 0	CONFERENCE	0- 1	0- 2	3- 10				
1- 7	0- 0	0- 0	HOME	0- 1	0- 1	1- 5				
2- 6	0- 0	0- 0	AWAY	0- 0	0- 1	2- 5				
0- 0	0- 0	0- 0	NEUTRAL	0- 0	0- 0	0- 0				

RPI 1-25			RPI 26-50			RPI 51-100			RPI 101+			Team's RPI: 324
RPI	S	Opponent	Score	RPI	S	Opponent	Score	RPI	S	Opponent	Score	Score
9	A	Oregon St.	45 110	36	A	West Virginia	43 74	93	A	Virginia	46 81	123 A UNC Asheville 42 81
				37	A	James Madison	30 88	98	H	Liberty	67 72	123 H UNC Asheville 54 61
												197 H Radford 67 79
												202 A Gardner-Webb 42 67
												222 A Presbyterian 49 75
												222 H Presbyterian 38 59
												247 A High Point 68 79
												247 H High Point 70 89
												279 A Campbell 65 72
												279 H Campbell 56 73
												288 A UNCG 60 81
												296 A Coastal Caro. 56 48
												311 A Winthrop 63 60
												311 H Winthrop 67 60
												316 A Charleston So. 58 66
												316 H Charleston So. 54 63
												330 A Delaware St. 63 88
												349 H N.C. Central 60 49
LAST 12 Division I GAMES:												
247	H	High Point	70 89	98	H	Liberty	67 72					
279	A	Campbell	65 72	202	A	Gardner-Webb	42 67					
123	H	UNC Asheville	54 61	197	H	Radford	67 79					
316	A	Charleston So.	58 66	123	A	UNC Asheville	42 81					
222	A	Presbyterian	49 75	279	H	Campbell	56 73					
311	H	Winthrop	67 60	296	A	Coastal Caro.	56 48					

Non-Div I Games: Notre Dame (MD) 83 32 N.C. Wesleyan 100 57

Longwood

Loss, Non-Conf, S Site, H Home A Away N Neutral

Average RPI Win:	228	WON-LOST	WINNING	LAST 10	STRENGTH OF	OPP. STRENGTH	TEAM	ADJ.	CONF.	ADJ CONF.
Average RPI Loss:	114	RECORD	PCT. RANK	GAMES	SCHEDULE	OF SCHEDULE	RPI	RPI	RPI	RPI
DIV. I ONLY	12- 11	163	7- 3	220	109	176	176	12	12	
DIV. I NON-CONF.	4- 6	201	0- 0	219	150	232	232	10	10	
TOTALS	RPI 1-25	RPI 26-50	W-L RECORDS	RPI 51-100	RPI 101-150	RPI 150+				
12- 11	0- 1	0- 2	OVERALL	0- 2	1- 2	11- 4				
8- 3	0- 0	0- 1	HOME	0- 0	1- 0	7- 2				
3- 7	0- 0	0- 0	AWAY	0- 2	0- 0	3- 0				
1- 1	0- 1	0- 0	NEUTRAL	0- 0	0- 0	1- 0				
4- 6	0- 1	0- 1	NON-CONFERENCE	0- 0	1- 1	3- 3				
2- 3	0- 0	0- 1	HOME	0- 0	1- 0	1- 2				
1- 2	0- 0	0- 0	AWAY	0- 0	0- 1	1- 1				
1- 1	0- 1	0- 0	NEUTRAL	0- 0	0- 0	1- 0				
8- 5	0- 0	0- 1	CONFERENCE	0- 2	0- 1	8- 1				
6- 0	0- 0	0- 0	HOME	0- 0	0- 0	6- 0				
2- 5	0- 0	0- 1	AWAY	0- 2	0- 1	2- 1				
0- 0	0- 0	0- 0	NEUTRAL	0- 0	0- 0	0- 0				

RPI 1-25				RPI 26-50				RPI 51-100				RPI 101+ Team's RPI: 176			
RPI	S	Opponent	Score	RPI	S	Opponent	Score	RPI	S	Opponent	Score	RPI	S	Opponent	Score
10	N	UCLA	57 68	27	A	UTEP	80 86	73	A	Middle Tenn.	57 68	111	A	Arizona	67 77
				32	H	Mississippi St.	63 93	84	A	Charlotte	58 63	133	H	La.-Lafayette	79 62
												140	A	UAB	49 64
												153	A	Southern Miss.	59 69
												153	H	Southern Miss.	72 37
												158	A	Old Dominion	69 51
												168	H	McNeese St.	71 74
												171	A	Wisconsin	65 79
												192	H	Fla. Atlantic	65 62
												217	H	North Texas	77 71
												228	H	Stephen F. Austin	76 44
												230	H	Rice	63 61
												253	A	UTSA	82 72
												253	H	UTSA	75 66
												287	H	Prairie View	68 77
												295	H	FIU	82 63
												303	N	Denver	58 53
												320	A	Nicholls St.	58 55
LAST 12 Division I GAMES:															
253	H	UTSA	75 66	253	A	UTSA	82 72								
140	A	UAB	49 64	153	H	Southern Miss.	72 37								
73	A	Middle Tenn.	57 68	192	H	Fla. Atlantic	65 62								
217	H	North Texas	77 71	295	H	FIU	82 63								
230	H	Rice	63 61	84	A	Charlotte	58 63								
27	A	UTEP	80 86	158	A	Old Dominion	69 51								

Non-Div I Games: Loyola (LA) 76 40

Louisiana Tech

■ Loss, 
 ■ Non-Conf, 
 ■ S Site, 
 ■ H Home 
 ■ A Away 
 N Neutral

## Louisville

Through Games Of Feb. 18, 2016

Average RPI Win:	121	WON-LOST	WINNING	LAST 10	STRENGTH OF	OPP. STRENGTH	TEAM	ADJ.	CONF.	ADJ CONF.
Average RPI Loss:	44	RECORD	PCT. RANK	GAMES	SCHEDULE	OF SCHEDULE	RPI	RPI	RPI	RPI
DIV. I ONLY	21- 6	34	9- 1	40	20	18	18	5	5	
DIV. I NON-CONF.	9- 5	108	1- 0	59	38	67	67	5	5	
TOTALS	RPI 1-25	RPI 26-50	W-L RECORDS	RPI 51-100	RPI 101-150	RPI 150+				
21- 6	2- 2	4- 1	OVERALL	4- 3	5- 0	6- 0				
11- 2	1- 1	2- 0	HOME	2- 1	3- 0	3- 0				
9- 2	1- 1	2- 1	AWAY	2- 0	2- 0	2- 0				
1- 2	0- 0	0- 0	NEUTRAL	0- 2	0- 0	1- 0				
9- 5	0- 1	2- 1	NON-CONFERENCE	1- 3	1- 0	5- 0				
5- 1	0- 0	1- 0	HOME	1- 1	1- 0	2- 0				
3- 2	0- 1	1- 1	AWAY	0- 0	0- 0	2- 0				
1- 2	0- 0	0- 0	NEUTRAL	0- 2	0- 0	1- 0				
12- 1	2- 1	2- 0	CONFERENCE	3- 0	4- 0	1- 0				
6- 1	1- 1	1- 0	HOME	1- 0	2- 0	1- 0				
6- 0	1- 0	1- 0	AWAY	2- 0	2- 0	0- 0				
0- 0	0- 0	0- 0	NEUTRAL	0- 0	0- 0	0- 0				

RPI	S	Opponent	Score	RPI	S	Opponent	Score	RPI	S	Opponent	Score	RPI	S	Opponent	Score
1	H	Notre Dame	61 66	26	A	Michigan St.	85 78	60	N	Dayton	66 79	113	H	Wake Forest	78 54
13	H	Florida St.	79 69	42	H	South Fla.	67 50	64	N	Purdue	60 62	116	A	North Carolina	78 60
14	A	Kentucky	54 72	45	H	Duke	65 48	76	H	California	71 75	119	H	Virginia Tech	56 45
17	A	Syracuse	71 53	47	A	North Carolina St.	92 90	86	A	Georgia Tech	78 65	121	A	Pittsburgh	84 61
				50	A	Western Ky.	69 71	93	A	Virginia	59 41	125	H	IUPUI	70 61
								93	H	Virginia	74 59	179	N	Marist	65 53
								94	H	UT Martin	88 66	210	A	Col. of Charleston	71 67
												236	H	Dartmouth	94 52
												242	H	Valparaiso	75 42
												248	H	Clemson	75 33
												276	A	Tennessee Tech	76 54
LAST 12 Division I GAMES:															
93	H	Virginia	74 59	248	H	Clemson	75 33								
42	H	South Fla.	67 50	17	A	Syracuse	71 53								
121	A	Pittsburgh	84 61	47	A	North Carolina St.	92 90								
1	H	Notre Dame	61 66	93	A	Virginia	59 41								
116	A	North Carolina	78 60	45	H	Duke	65 48								
113	H	Wake Forest	78 54	119	H	Virginia Tech	56 45								

Non-Div I Games:

Louisville

■ Loss, 
 ■ Non-Conf, S Site, 
 ■ Home 
 ■ Away 
 N Neutral

## Loyola Chicago

Through Games Of Feb. 18, 2016

Average RPI Win:	235	WON-LOST	WINNING	LAST 10	STRENGTH OF	OPP. STRENGTH	TEAM	ADJ.	CONF.	ADJ CONF.
Average RPI Loss:	106	RECORD	PCT. RANK	GAMES	SCHEDULE	OF SCHEDULE	RPI	RPI	RPI	RPI
DIV. I ONLY	12- 12	170	5- 5	180	124	165	165	21	21	
DIV. I NON-CONF.	4- 7	222	0- 0	79	23	149	149	17	17	
TOTALS	RPI 1-25	RPI 26-50	W-L RECORDS	RPI 51-100	RPI 101-150	RPI 150+				
12- 12	1- 1	0- 2	OVERALL	0- 4	3- 3	8- 2				
5- 6	0- 0	0- 1	HOME	0- 2	2- 3	3- 0				
7- 6	1- 1	0- 1	AWAY	0- 2	1- 0	5- 2				
0- 0	0- 0	0- 0	NEUTRAL	0- 0	0- 0	0- 0				
4- 7	1- 1	0- 2	NON-CONFERENCE	0- 2	0- 2	3- 0				
1- 4	0- 0	0- 1	HOME	0- 1	0- 2	1- 0				
3- 3	1- 1	0- 1	AWAY	0- 1	0- 0	2- 0				
0- 0	0- 0	0- 0	NEUTRAL	0- 0	0- 0	0- 0				
8- 5	0- 0	0- 0	CONFERENCE	0- 2	3- 1	5- 2				
4- 2	0- 0	0- 0	HOME	0- 1	2- 1	2- 0				
4- 3	0- 0	0- 0	AWAY	0- 1	1- 0	3- 2				
0- 0	0- 0	0- 0	NEUTRAL	0- 0	0- 0	0- 0				

RPI 1-25				RPI 26-50				RPI 51-100				RPI 101+ Team's RPI: 165			
RPI	S	Opponent	Score	RPI	S	Opponent	Score	RPI	S	Opponent	Score	RPI	S	Opponent	Score
20	A	DePaul	88 75	26	A	Michigan St.	47 76	71	H	Central Mich.	59 68	107	H	Northwestern	72 81
23	A	Green Bay	51 65	28	H	Miami (FL)	50 77	86	A	Georgia Tech	77 84	108	H	Drake	65 81
								88	A	Missouri St.	81 91	118	H	Western Mich.	45 68
								88	H	Missouri St.	62 73	120	H	UNI	64 60
												141	A	Southern Ill.	69 68
												141	H	Southern Ill.	83 59
												230	A	Rice	57 50
												234	A	Indiana St.	48 62
												282	H	Lamar	82 71
												293	A	Wichita St.	62 65
												293	H	Wichita St.	60 55
												299	A	Bradley	67 54
												313	A	Illinois St.	57 41
												323	A	Evansville	63 49
												323	H	Evansville	67 54
												340	A	Eastern Ill.	86 75
LAST 12 Division I GAMES:															
293	A	Wichita St.	62 65	313	A	Illinois St.	57 41								
88	A	Missouri St.	81 91	234	A	Indiana St.	48 62								
323	H	Evansville	67 54	88	H	Missouri St.	62 73								
141	H	Southern Ill.	83 59	293	H	Wichita St.	60 55								
108	H	Drake	65 81	141	A	Southern Ill.	69 68								
120	H	UNI	64 60	323	A	Evansville	63 49								

Non-Div I Games:

Loyola Chicago

■ Loss, 
 ■ Non-Conf, 
 ■ S Site, 
 ■ H Home 
 ■ A Away 
 N Neutral



## Loyola Maryland

Through Games Of Feb. 18, 2016

Average RPI Win:	317	WON-LOST	WINNING	LAST 10	STRENGTH OF	OPP. STRENGTH	TEAM	ADJ.	CONF.	ADJ CONF.
Average RPI Loss:	157	RECORD	PCT. RANK	GAMES	SCHEDULE	OF SCHEDULE	RPI	RPI	RPI	RPI
DIV. I ONLY	10- 15	233	5- 5	240	332	250	250	26	26	
DIV. I NON-CONF.	3- 8	258	0- 0	273	330	283	283	28	28	
TOTALS	RPI 1-25	RPI 26-50	W-L RECORDS	RPI 51-100	RPI 101-150	RPI 150+				
10- 15	0- 1	0- 0	OVERALL	0- 5	0- 0	10- 9				
5- 6	0- 0	0- 0	HOME	0- 2	0- 0	5- 4				
5- 9	0- 1	0- 0	AWAY	0- 3	0- 0	5- 5				
0- 0	0- 0	0- 0	NEUTRAL	0- 0	0- 0	0- 0				
3- 8	0- 1	0- 0	NON-CONFERENCE	0- 1	0- 0	3- 6				
1- 3	0- 0	0- 0	HOME	0- 0	0- 0	1- 3				
2- 5	0- 1	0- 0	AWAY	0- 1	0- 0	2- 3				
0- 0	0- 0	0- 0	NEUTRAL	0- 0	0- 0	0- 0				
7- 7	0- 0	0- 0	CONFERENCE	0- 4	0- 0	7- 3				
4- 3	0- 0	0- 0	HOME	0- 2	0- 0	4- 1				
3- 4	0- 0	0- 0	AWAY	0- 2	0- 0	3- 2				
0- 0	0- 0	0- 0	NEUTRAL	0- 0	0- 0	0- 0				

RPI 1-25				RPI 26-50				RPI 51-100				RPI 101+ Team's RPI: 250			
RPI	S	Opponent	Score	RPI	S	Opponent	Score	RPI	S	Opponent	Score	RPI	S	Opponent	Score
12	A	Maryland	47 97					54	A	Villanova	55 67	158	A	Old Dominion	41 64
								70	A	Army West Point	37 70	162	H	UMBC	46 52
								70	H	Army West Point	44 52	193	H	Fairfield	45 71
								85	A	Bucknell	64 71	218	H	William & Mary	61 62
								85	H	Bucknell	42 64	220	A	Columbia	53 63
												225	A	Lehigh	48 66
												225	H	Lehigh	68 76
												232	A	Navy	38 45
												232	H	Navy	51 38
												265	H	American	52 46
												304	A	Colgate	65 49
												328	A	Lafayette	55 51
												328	H	Lafayette	66 65
												335	A	Lipscomb	57 52
												337	A	Mt. St. Mary's	65 63
												341	A	St. Francis Brooklyn	54 64
												346	H	Norfolk St.	75 67
												347	A	Boston U.	67 46
												347	H	Boston U.	63 54
LAST 12 Division I GAMES:															
85	H	Bucknell	42 64	304	A	Colgate	65 49								
347	A	Boston U.	67 46	85	A	Bucknell	64 71								
232	A	Navy	38 45	347	H	Boston U.	63 54								
70	H	Army West Point	44 52	232	H	Navy	51 38								
225	H	Lehigh	68 76	70	A	Army West Point	37 70								
328	A	Lafayette	55 51	225	A	Lehigh	48 66								

Non-Div I Games:

Loyola Maryland

■ Loss, 
 ■ Non-Conf, 
 ■ S Site, 
 ■ H Home 
 ■ A Away 
 N Neutral

Average RPI Win:	260	WON-LOST	WINNING	LAST 10	STRENGTH OF	OPP. STRENGTH	TEAM	ADJ.	CONF.	ADJ CONF.
Average RPI Loss:	105	RECORD	PCT. RANK	GAMES	SCHEDULE	OF SCHEDULE	RPI	RPI	RPI	RPI
DIV. I ONLY	9- 18	262	3- 5	170	103	238	238	8	8	
DIV. I NON-CONF.	4- 7	222	1- 0	332	202	301	301	9	9	
TOTALS	RPI 1-25	RPI 26-50	W-L RECORDS	RPI 51-100	RPI 101-150	RPI 150+				
9- 18	0- 2	0- 1	OVERALL	0- 9	0- 2	9- 4				
5- 8	0- 1	0- 0	HOME	0- 4	0- 1	5- 2				
3- 10	0- 1	0- 1	AWAY	0- 5	0- 1	3- 2				
1- 0	0- 0	0- 0	NEUTRAL	0- 0	0- 0	1- 0				
4- 7	0- 0	0- 1	NON-CONFERENCE	0- 1	0- 1	4- 4				
2- 2	0- 0	0- 0	HOME	0- 0	0- 0	2- 2				
1- 5	0- 0	0- 1	AWAY	0- 1	0- 1	1- 2				
1- 0	0- 0	0- 0	NEUTRAL	0- 0	0- 0	1- 0				
5- 11	0- 2	0- 0	CONFERENCE	0- 8	0- 1	5- 0				
3- 6	0- 1	0- 0	HOME	0- 4	0- 1	3- 0				
2- 5	0- 1	0- 0	AWAY	0- 4	0- 0	2- 0				
0- 0	0- 0	0- 0	NEUTRAL	0- 0	0- 0	0- 0				

RPI 1-25				RPI 26-50				RPI 51-100				RPI 101+ Team's RPI: 238			
RPI	S	Opponent	Score	RPI	S	Opponent	Score	RPI	S	Opponent	Score	RPI	S	Opponent	Score
11	A	BYU	61 75	35	A	Missouri	48 80	53	A	St. Mary's (CA)	57 72	101	H	San Francisco	73 75
11	H	BYU	75 82					53	H	St. Mary's (CA)	81 91	122	A	Hawaii	51 65
								56	A	Santa Clara	41 68	167	A	Pacific	63 60
								56	H	Santa Clara	56 57	167	H	Pacific	96 88
								59	A	UC Riverside	62 80	177	A	Colorado	81 92
								81	A	San Diego	58 82	196	A	Cal Poly	58 70
								81	H	San Diego	67 75	251	H	San Diego St.	92 65
								99	A	Gonzaga	68 83	255	A	UC Santa Barbara	70 63
								99	H	Gonzaga	59 66	261	H	Seattle	69 78
												268	H	Pepperdine	79 69
												286	A	Portland	77 62
												286	H	Portland	62 52
												331	N	Nevada	69 58
												332	H	UC Irvine	95 50
												339	H	Cal St. Fullerton	73 75
LAST 12 Division I GAMES:															
332	H	UC Irvine	95 50	81	H	San Diego	67 75								
56	A	Santa Clara	41 68	11	H	BYU	75 82								
53	H	St. Mary's (CA)	81 91	81	A	San Diego	58 82								
167	H	Pacific	96 88	11	A	BYU	61 75								
286	A	Portland	77 62	56	H	Santa Clara	56 57								
99	A	Gonzaga	68 83	101	H	San Francisco	73 75								

Non-Div I Games:

Loyola Marymount

■ Loss, 
 ■ Non-Conf, 
 ■ S Site, 
 ■ H Home 
 ■ A Away 
 N Neutral

Average RPI Win: <b>214</b>	WON-LOST	WINNING	LAST 10	STRENGTH OF	OPP. STRENGTH	TEAM	ADJ.	CONF.	ADJ CONF.
Average RPI Loss: <b>93</b>	RECORD	PCT. RANK	GAMES	SCHEDULE	OF SCHEDULE	RPI	RPI	RPI	RPI
DIV. I ONLY	20- 7	54	9- 1	222	145	80	80	15	15
DIV. I NON-CONF.	8- 6	136	0- 0	242	52	126	126	18	18
TOTALS	RPI 1-25	RPI 26-50	W-L RECORDS	RPI 51-100	RPI 101-150	RPI 150+			
20- 7	0- 0	1- 1	OVERALL	1- 3	3- 2	15- 1			
10- 0	0- 0	1- 0	HOME	0- 0	1- 0	8- 0			
8- 6	0- 0	0- 1	AWAY	0- 2	1- 2	7- 1			
2- 1	0- 0	0- 0	NEUTRAL	1- 1	1- 0	0- 0			
8- 6	0- 0	0- 0	NON-CONFERENCE	1- 3	2- 2	5- 1			
3- 0	0- 0	0- 0	HOME	0- 0	0- 0	3- 0			
3- 5	0- 0	0- 0	AWAY	0- 2	1- 2	2- 1			
2- 1	0- 0	0- 0	NEUTRAL	1- 1	1- 0	0- 0			
12- 1	0- 0	1- 1	CONFERENCE	0- 0	1- 0	10- 0			
7- 0	0- 0	1- 0	HOME	0- 0	1- 0	5- 0			
5- 1	0- 0	0- 1	AWAY	0- 0	0- 0	5- 0			
0- 0	0- 0	0- 0	NEUTRAL	0- 0	0- 0	0- 0			

RPI 1-25				RPI 26-50				RPI 51-100				Team's RPI: 80	RPI 101+			
RPI	S	Opponent	Score	RPI	S	Opponent	Score	RPI	S	Opponent	Score		RPI	S	Opponent	Score
				48	A	Albany (NY)	59 64	60	N	Dayton	37 58		114	A	Harvard	64 53
				48	H	Albany (NY)	65 53	64	A	Purdue	33 56		116	A	North Carolina	58 59
								79	A	Minnesota	64 91		117	A	Boston College	48 55
								88	N	Missouri St.	69 65		132	N	LSU	52 41
													137	H	Stony Brook	55 52
													162	A	UMBC	72 38
													162	H	UMBC	65 55
													169	A	Northeastern	44 56
													208	H	Hartford	61 43
													233	A	Binghamton	52 38
													236	A	Dartmouth	59 41
													237	H	Bryant	76 38
													239	A	New Hampshire	62 52
													239	H	New Hampshire	59 55
													248	H	Clemson	75 42
													267	H	Central Conn. St.	62 42
													289	A	Vermont	62 41
													289	H	Vermont	63 51
													307	A	North Dakota St.	82 51
													318	A	UMass Lowell	73 46
													318	H	UMass Lowell	74 44
LAST 12 Division I GAMES:																
				48	H	Albany (NY)	65 53	208	H	Hartford	61 43					
				318	A	UMass Lowell	73 46	137	H	Stony Brook	55 52					
				239	H	New Hampshire	59 55	239	A	New Hampshire	62 52					
				162	A	UMBC	72 38	48	A	Albany (NY)	59 64					
				289	H	Vermont	63 51	318	H	UMass Lowell	74 44					
				233	A	Binghamton	52 38	162	H	UMBC	65 55					

Non-Div I Games: Colby

82 42

Maine

■ Loss, 
 ■ Non-Conf, 
 ■ S Site, 
 ■ Home 
 ■ A Away 
 N Neutral

Average RPI Win:	233	WON-LOST	WINNING	LAST 10	STRENGTH OF	OPP. STRENGTH	TEAM	ADJ.	CONF.	ADJ CONF.
Average RPI Loss:	202	RECORD	PCT. RANK	GAMES	SCHEDULE	OF SCHEDULE	RPI	RPI	RPI	RPI
DIV. I ONLY	12- 12	170	6- 3	278	270	229	229	23	23	
DIV. I NON-CONF.	3- 6	234	0- 0	299	309	295	295	24	24	
TOTALS	RPI 1-25	RPI 26-50	W-L RECORDS	RPI 51-100	RPI 101-150	RPI 150+				
12- 12	0- 0	0- 0	OVERALL	0- 1	2- 1	10- 10				
7- 5	0- 0	0- 0	HOME	0- 1	1- 0	6- 4				
5- 7	0- 0	0- 0	AWAY	0- 0	1- 1	4- 6				
0- 0	0- 0	0- 0	NEUTRAL	0- 0	0- 0	0- 0				
3- 6	0- 0	0- 0	NON-CONFERENCE	0- 1	0- 0	3- 5				
2- 2	0- 0	0- 0	HOME	0- 1	0- 0	2- 1				
1- 4	0- 0	0- 0	AWAY	0- 0	0- 0	1- 4				
0- 0	0- 0	0- 0	NEUTRAL	0- 0	0- 0	0- 0				
9- 6	0- 0	0- 0	CONFERENCE	0- 0	2- 1	7- 5				
5- 3	0- 0	0- 0	HOME	0- 0	1- 0	4- 3				
4- 3	0- 0	0- 0	AWAY	0- 0	1- 1	3- 2				
0- 0	0- 0	0- 0	NEUTRAL	0- 0	0- 0	0- 0				

RPI 1-25			RPI 26-50			RPI 51-100			RPI 101+			Team's RPI: 229
RPI	S	Opponent	Score	RPI	S	Opponent	Score	RPI	S	Opponent	Score	
						85 H Bucknell	56 61			105 A Quinnipiac	52 42	
										115 A Iona	56 67	
										115 H Iona	63 56	
										155 A Yale	36 62	
										175 H Fordham	49 60	
										179 A Marist	64 59	
										179 H Marist	73 79	
										193 A Fairfield	70 55	
										193 H Fairfield	57 59	
										201 H Brown	80 56	
										207 H Canisius	77 55	
										223 A Siena	59 60	
										223 H Siena	56 49	
										239 A New Hampshire	57 72	
										243 A Holy Cross	44 58	
										265 A American	48 52	
										273 A Monmouth	62 72	
										273 H Monmouth	56 57	
										285 A Rider	74 70	
										302 H Niagara	80 62	
										310 A Fairleigh Dickinson	85 78	
										334 H Saint Peter's	64 47	
										341 H St. Francis Brooklyn	61 53	
LAST 12 Division I GAMES:												
						223 H Siena	56 49			334 H Saint Peter's	64 47	
						273 H Monmouth	56 57			115 H Iona	63 56	
						179 A Marist	64 59			193 H Fairfield	57 59	
						207 H Canisius	77 55			179 H Marist	73 79	
						273 A Monmouth	62 72			223 A Siena	59 60	
						285 A Rider	74 70			193 A Fairfield	70 55	

Non-Div I Games:

Manhattan

■ Loss, 
 ■ Non-Conf, 
 S Site, 
 ■ Home 
 ■ Away 
 N Neutral

Average RPI Win:	256	WON-LOST	WINNING	LAST 10	STRENGTH OF	OPP. STRENGTH	TEAM	ADJ.	CONF.	ADJ CONF.
Average RPI Loss:	121	RECORD	PCT. RANK	GAMES	SCHEDULE	OF SCHEDULE	RPI	RPI	RPI	RPI
DIV. I ONLY	13- 14	180	7- 3	174	221	179	179	23	23	
DIV. I NON-CONF.	1- 9	325	0- 0	36	100	236	236	24	24	
TOTALS	RPI 1-25	RPI 26-50	W-L RECORDS	RPI 51-100	RPI 101-150	RPI 150+				
13- 14	0- 1	0- 2	OVERALL	0- 3	2- 4	11- 4				
7- 4	0- 0	0- 1	HOME	0- 1	2- 0	5- 2				
6- 7	0- 0	0- 1	AWAY	0- 1	0- 3	6- 2				
0- 3	0- 1	0- 0	NEUTRAL	0- 1	0- 1	0- 0				
1- 9	0- 1	0- 2	NON-CONFERENCE	0- 3	0- 2	1- 1				
0- 3	0- 0	0- 1	HOME	0- 1	0- 0	0- 1				
1- 3	0- 0	0- 1	AWAY	0- 1	0- 1	1- 0				
0- 3	0- 1	0- 0	NEUTRAL	0- 1	0- 1	0- 0				
12- 5	0- 0	0- 0	CONFERENCE	0- 0	2- 2	10- 3				
7- 1	0- 0	0- 0	HOME	0- 0	2- 0	5- 1				
5- 4	0- 0	0- 0	AWAY	0- 0	0- 2	5- 2				
0- 0	0- 0	0- 0	NEUTRAL	0- 0	0- 0	0- 0				

RPI 1-25				RPI 26-50				RPI 51-100				RPI 101+				Team's RPI: 179	
RPI	S	Opponent	Score	RPI	S	Opponent	Score	RPI	S	Opponent	Score	RPI	S	Opponent	Score		
18	N	Louisville	53 65	40	H	Princeton	44 77	65	A	South Dakota St.	68 77	105	A	Quinnipiac	71 76		
				41	A	St. John's (NY)	47 61	67	H	Hofstra	67 71	105	H	Quinnipiac	56 47		
								88	N	Missouri St.	45 77	115	A	Iona	49 69		
												115	H	Iona	62 61		
												132	N	LSU	49 72		
												142	A	Creighton	46 89		
												174	H	Delaware	50 56		
												193	A	Fairfield	72 57		
												207	A	Canisius	69 71		
												223	H	Siena	66 37		
												229	A	Manhattan	79 73		
												229	H	Manhattan	59 64		
												273	A	Monmouth	52 60		
												273	H	Monmouth	78 55		
												285	A	Rider	74 56		
												285	H	Rider	66 54		
												302	A	Niagara	82 68		
												302	H	Niagara	63 50		
												334	A	Saint Peter's	74 55		
												334	H	Saint Peter's	69 46		
												347	A	Boston U.	73 54		
LAST 12 Division I GAMES:																	
				105	A	Quinnipiac	71 76					223	H	Siena	66 37		
				207	A	Canisius	69 71					334	H	Saint Peter's	69 46		
				302	A	Niagara	82 68					302	H	Niagara	63 50		
				229	H	Manhattan	59 64					273	H	Monmouth	78 55		
				334	A	Saint Peter's	74 55					115	H	Iona	62 61		
				285	A	Rider	74 56					229	A	Manhattan	79 73		

Non-Div I Games:

Marist

■ Loss, 
 ■ Non-Conf, 
 ■ S Site, 
 ■ Home 
 ■ A Away 
 N Neutral

Average RPI Win:	153	WON-LOST	WINNING	LAST 10	STRENGTH OF	OPP. STRENGTH	TEAM	ADJ.	CONF.	ADJ CONF.
Average RPI Loss:	63	RECORD	PCT. RANK	GAMES	SCHEDULE	OF SCHEDULE	RPI	RPI	RPI	RPI
DIV. I ONLY	13- 13	170	7- 3	26	71	82	82	6	6	
DIV. I NON-CONF.	5- 6	180	0- 0	19	83	91	91	6	6	
TOTALS	RPI 1-25	RPI 26-50	W-L RECORDS	RPI 51-100	RPI 101-150	RPI 150+				
13- 13	0- 4	2- 2	OVERALL	2- 4	2- 3	7- 0				
9- 3	0- 1	2- 0	HOME	2- 1	2- 1	3- 0				
3- 10	0- 3	0- 2	AWAY	0- 3	0- 2	3- 0				
1- 0	0- 0	0- 0	NEUTRAL	0- 0	0- 0	1- 0				
5- 6	0- 3	0- 0	NON-CONFERENCE	1- 1	0- 2	4- 0				
2- 2	0- 1	0- 0	HOME	1- 0	0- 1	1- 0				
2- 4	0- 2	0- 0	AWAY	0- 1	0- 1	2- 0				
1- 0	0- 0	0- 0	NEUTRAL	0- 0	0- 0	1- 0				
8- 7	0- 1	2- 2	CONFERENCE	1- 3	2- 1	3- 0				
7- 1	0- 0	2- 0	HOME	1- 1	2- 0	2- 0				
1- 6	0- 1	0- 2	AWAY	0- 2	0- 1	1- 0				
0- 0	0- 0	0- 0	NEUTRAL	0- 0	0- 0	0- 0				

RPI S	Opponent	Score	RPI S	Opponent	Score	RPI S	Opponent	Score	RPI S	Opponent	Score
6	A Arizona St.	80 90	38	A Seton Hall	68 99	52	H Auburn	70 69	125	H IUPUI	55 60
9	H Oregon St.	58 65	38	H Seton Hall	89 82	54	A Villanova	60 81	134	A Xavier	66 71
20	A DePaul	86 91	41	A St. John's (NY)	77 81	54	H Villanova	75 82	134	H Xavier	74 69
23	A Green Bay	55 75	41	H St. John's (NY)	67 64	78	A South Dakota	69 97	142	H Creighton	79 72
						87	A Georgetown	72 75	146	A Northern Ky.	78 83
						87	H Georgetown	87 72	171	H Wisconsin	77 61
									181	A Milwaukee	101 81
									198	A Butler	80 64
									198	H Butler	76 69
									206	N Richmond	98 80
									252	H Providence	105 75
									295	A FIU	95 83
LAST 12 Division I GAMES:											
134	H Xavier	74 69	142	H Creighton	79 72						
198	H Butler	76 69	252	H Providence	105 75						
54	A Villanova	60 81	198	A Butler	80 64						
87	A Georgetown	72 75	134	A Xavier	66 71						
38	H Seton Hall	89 82	87	H Georgetown	87 72						
41	H St. John's (NY)	67 64	54	H Villanova	75 82						

Non-Div I Games:

Marquette

Average RPI Win:	228	WON-LOST	WINNING	LAST 10	STRENGTH OF	OPP. STRENGTH	TEAM	ADJ.	CONF.	ADJ CONF.
Average RPI Loss:	98	RECORD	PCT. RANK	GAMES	SCHEDULE	OF SCHEDULE	RPI	RPI	RPI	RPI
DIV. I ONLY	14- 8	93	5- 5	208	179	144	144	12	12	
DIV. I NON-CONF.	8- 1	23	0- 0	322	336	135	135	10	10	
TOTALS	RPI 1-25	RPI 26-50	W-L RECORDS	RPI 51-100	RPI 101-150	RPI 150+				
14- 8	0- 0	1- 3	OVERALL	0- 3	2- 0	11- 2				
10- 3	0- 0	1- 1	HOME	0- 1	0- 0	9- 1				
4- 4	0- 0	0- 1	AWAY	0- 2	2- 0	2- 1				
0- 1	0- 0	0- 1	NEUTRAL	0- 0	0- 0	0- 0				
8- 1	0- 0	0- 1	NON-CONFERENCE	0- 0	1- 0	7- 0				
6- 0	0- 0	0- 0	HOME	0- 0	0- 0	6- 0				
2- 0	0- 0	0- 0	AWAY	0- 0	1- 0	1- 0				
0- 1	0- 0	0- 1	NEUTRAL	0- 0	0- 0	0- 0				
6- 7	0- 0	1- 2	CONFERENCE	0- 3	1- 0	4- 2				
4- 3	0- 0	1- 1	HOME	0- 1	0- 0	3- 1				
2- 4	0- 0	0- 1	AWAY	0- 2	1- 0	1- 1				
0- 0	0- 0	0- 0	NEUTRAL	0- 0	0- 0	0- 0				

RPI 1-25				RPI 26-50				RPI 51-100				RPI 101+				Team's RPI: 144	
RPI	S	Opponent	Score	RPI	S	Opponent	Score	RPI	S	Opponent	Score	RPI	S	Opponent	Score		
				27	H	UTEP	79 64	73	A	Middle Tenn.	54 65	140	A	UAB	64 61		
				36	N	West Virginia	60 66	84	A	Charlotte	77 87	141	A	Southern Ill.	61 55		
				50	A	Western Ky.	52 81	84	H	Charlotte	61 64	152	H	Cornell	73 47		
				50	H	Western Ky.	76 80					158	H	Old Dominion	80 62		
												192	A	Fla. Atlantic	73 84		
												204	H	Rhode Island	72 62		
												217	H	North Texas	63 71		
												230	H	Rice	81 52		
												253	H	UTSA	80 76		
												263	H	Saint Francis (PA)	81 73		
												295	A	FIU	65 58		
												301	A	Morehead St.	104 101		
												342	H	NJIT	63 50		
												345	H	Alabama A&M	81 45		
												346	H	Norfolk St.	81 67		
LAST 12 Division I GAMES:																	
				84	A	Charlotte	77 87	158	H	Old Dominion	80 62						
				50	H	Western Ky.	76 80	84	H	Charlotte	61 64						
				253	H	UTSA	80 76	230	H	Rice	81 52						
				27	H	UTEP	79 64	217	H	North Texas	63 71						
				140	A	UAB	64 61	295	A	FIU	65 58						
				73	A	Middle Tenn.	54 65	192	A	Fla. Atlantic	73 84						

Non-Div I Games:      Brescia                      92    40                      West Va. Tech                      83    39

Marshall

Loss, Non-Conf, S Site, H Home A Away N Neutral

Average RPI Win:	134	WON-LOST	WINNING	LAST 10	STRENGTH OF	OPP. STRENGTH	TEAM	ADJ.	CONF.	ADJ CONF.
Average RPI Loss:	4	RECORD	PCT. RANK	GAMES	SCHEDULE	OF SCHEDULE	RPI	RPI	RPI	RPI
DIV. I ONLY	24- 3	9	6- 1	53	32	12	12	4	4	
DIV. I NON-CONF.	11- 1	16	0- 0	126	160	28	28	4	4	
TOTALS	RPI 1-25	RPI 26-50	W-L RECORDS	RPI 51-100	RPI 101-150	RPI 150+				
24- 3	1- 3	2- 0	OVERALL	7- 0	4- 0	10- 0				
13- 1	1- 1	2- 0	HOME	3- 0	1- 0	6- 0				
8- 1	0- 1	0- 0	AWAY	3- 0	2- 0	3- 0				
3- 1	0- 1	0- 0	NEUTRAL	1- 0	1- 0	1- 0				
11- 1	1- 1	0- 0	NON-CONFERENCE	1- 0	1- 0	8- 0				
7- 0	1- 0	0- 0	HOME	0- 0	0- 0	6- 0				
1- 0	0- 0	0- 0	AWAY	0- 0	0- 0	1- 0				
3- 1	0- 1	0- 0	NEUTRAL	1- 0	1- 0	1- 0				
13- 2	0- 2	2- 0	CONFERENCE	6- 0	3- 0	2- 0				
6- 1	0- 1	2- 0	HOME	3- 0	1- 0	0- 0				
7- 1	0- 1	0- 0	AWAY	3- 0	2- 0	2- 0				
0- 0	0- 0	0- 0	NEUTRAL	0- 0	0- 0	0- 0				

RPI S	Opponent	Score	RPI S	Opponent	Score	RPI S	Opponent	Score	RPI S	Opponent	Score
3 N	UConn	73 83	26 H	Michigan St.	85 76	55 A	Iowa	76 56	107 A	Northwestern	79 70
5 A	Ohio St.	86 94	44 H	Indiana	86 63	64 A	Purdue	87 67	107 H	Northwestern	80 62
5 H	Ohio St.	71 80				64 H	Purdue	73 59	121 N	Pittsburgh	70 49
17 H	Syracuse	82 64				65 N	South Dakota St.	62 55	126 A	Penn St.	89 53
						66 A	Michigan	74 67	157 A	Illinois	79 63
						66 H	Michigan	76 56	158 N	Old Dominion	95 49
						69 H	Nebraska	89 50	171 A	Wisconsin	90 65
									178 H	Detroit	97 41
									180 H	Southern U.	94 61
									247 H	High Point	105 50
									250 H	Loyola Maryland	97 47
									267 H	Central Conn. St.	86 43
									294 A	UMES	106 30
									318 H	UMass Lowell	102 53
LAST 12 Division I GAMES:											
26 H	Michigan St.	85 76	44 H	Indiana	86 63						
66 H	Michigan	76 56	126 A	Penn St.	89 53						
107 A	Northwestern	79 70	171 A	Wisconsin	90 65						
64 H	Purdue	73 59	107 H	Northwestern	80 62						
5 A	Ohio St.	86 94	66 A	Michigan	74 67						
64 A	Purdue	87 67	55 A	Iowa	76 56						

Non-Div I Games:

Maryland

■ Loss, 
■ Non-Conf, S Site, 
■ Home 
■ Away 
N Neutral



Massachusetts

Through Games Of Feb. 18, 2016

Average RPI Win:	189	WON-LOST	WINNING	LAST 10	STRENGTH OF	OPP. STRENGTH	TEAM	ADJ.	CONF.	ADJ CONF.
Average RPI Loss:	129	RECORD	PCT. RANK	GAMES	SCHEDULE	OF SCHEDULE	RPI	RPI	RPI	RPI
DIV. I ONLY	8- 17	266	2- 5	128	105	231	231	7	7	
DIV. I NON-CONF.	6- 6	160	0- 1	262	194	202	202	8	8	
TOTALS	RPI 1-25	RPI 26-50	W-L RECORDS	RPI 51-100	RPI 101-150	RPI 150+				
8- 17	0- 1	1- 3	OVERALL	2- 3	0- 3	5- 7				
6- 6	0- 0	1- 0	HOME	2- 1	0- 2	3- 3				
2- 10	0- 1	0- 3	AWAY	0- 1	0- 1	2- 4				
0- 1	0- 0	0- 0	NEUTRAL	0- 1	0- 0	0- 0				
6- 6	0- 0	0- 1	NON-CONFERENCE	1- 1	0- 2	5- 2				
4- 1	0- 0	0- 0	HOME	1- 0	0- 1	3- 0				
2- 4	0- 0	0- 1	AWAY	0- 0	0- 1	2- 2				
0- 1	0- 0	0- 0	NEUTRAL	0- 1	0- 0	0- 0				
2- 11	0- 1	1- 2	CONFERENCE	1- 2	0- 1	0- 5				
2- 5	0- 0	1- 0	HOME	1- 1	0- 1	0- 3				
0- 6	0- 1	0- 2	AWAY	0- 1	0- 0	0- 2				
0- 0	0- 0	0- 0	NEUTRAL	0- 0	0- 0	0- 0				

RPI 1-25				RPI 26-50				RPI 51-100				RPI 101+ Team's RPI: 231			
RPI	S	Opponent	Score	RPI	S	Opponent	Score	RPI	S	Opponent	Score	RPI	S	Opponent	Score
22	A	Duquesne	64 73	29	A	George Washington	50 67	60	H	Dayton	76 69	106	H	Saint Joseph's	58 62
				33	A	St. Bonaventure	41 66	61	A	Saint Louis	49 69	114	A	Harvard	65 67
				33	H	St. Bonaventure	69 60	67	H	Hofstra	57 56	139	H	Buffalo	48 56
				45	A	Duke	46 70	77	N	Ball St.	54 81	166	A	George Mason	59 64
								96	H	VCU	66 74	175	H	Fordham	55 60
												177	A	Colorado	63 90
												204	H	Rhode Island	79 80
												206	H	Richmond	68 74
												208	H	Hartford	63 57
												237	A	Bryant	86 69
												243	A	Holy Cross	74 60
												267	A	Central Conn. St.	68 78
												278	A	La Salle	57 66
												318	H	UMass Lowell	84 58
												347	H	Boston U.	73 56
LAST 12 Division I GAMES:															
				77	N	Ball St.	54 81	166	A	George Mason	59 64				
				60	H	Dayton	76 69	204	H	Rhode Island	79 80				
				33	H	St. Bonaventure	69 60	29	A	George Washington	50 67				
				278	A	La Salle	57 66	206	H	Richmond	68 74				
				175	H	Fordham	55 60	61	A	Saint Louis	49 69				
				22	A	Duquesne	64 73	33	A	St. Bonaventure	41 66				

Non-Div I Games:

Massachusetts

Loss, Non-Conf, S Site, H Home A Away N Neutral

Average RPI Win:	253	WON-LOST	WINNING	LAST 10	STRENGTH OF	OPP. STRENGTH	TEAM	ADJ.	CONF.	ADJ CONF.
Average RPI Loss:	148	RECORD	PCT. RANK	GAMES	SCHEDULE	OF SCHEDULE	RPI	RPI	RPI	RPI
DIV. I ONLY	13- 10	133	3- 3	266	219	168	168	27	27	
DIV. I NON-CONF.	5- 4	138	1- 0	142	81	94	94	26	26	
TOTALS	RPI 1-25	RPI 26-50	W-L RECORDS	RPI 51-100	RPI 101-150	RPI 150+				
13- 10	0- 1	0- 0	OVERALL	0- 3	2- 2	11- 4				
7- 2	0- 0	0- 0	HOME	0- 0	1- 1	6- 1				
5- 8	0- 1	0- 0	AWAY	0- 3	1- 1	4- 3				
1- 0	0- 0	0- 0	NEUTRAL	0- 0	0- 0	1- 0				
5- 4	0- 1	0- 0	NON-CONFERENCE	0- 2	1- 0	4- 1				
2- 0	0- 0	0- 0	HOME	0- 0	0- 0	2- 0				
2- 4	0- 1	0- 0	AWAY	0- 2	1- 0	1- 1				
1- 0	0- 0	0- 0	NEUTRAL	0- 0	0- 0	1- 0				
8- 6	0- 0	0- 0	CONFERENCE	0- 1	1- 2	7- 3				
5- 2	0- 0	0- 0	HOME	0- 0	1- 1	4- 1				
3- 4	0- 0	0- 0	AWAY	0- 1	0- 1	3- 2				
0- 0	0- 0	0- 0	NEUTRAL	0- 0	0- 0	0- 0				

RPI 1-25				RPI 26-50				RPI 51-100				RPI 101+ Team's RPI: 168			
RPI	S	Opponent	Score	RPI	S	Opponent	Score	RPI	S	Opponent	Score	RPI	S	Opponent	Score
4	A	Baylor	46 105					58	A	Chattanooga	53 68	109	H	Central Ark.	56 70
								63	A	Abilene Christian	62 79	127	A	Northwestern St.	64 85
								83	A	Tulane	55 74	127	H	Northwestern St.	78 74
												149	A	UT Arlington	63 57
												161	A	Ole Miss	56 96
												176	A	Louisiana Tech	74 71
												228	A	Stephen F. Austin	55 80
												230	H	Rice	61 53
												235	H	Sam Houston St.	82 79
												236	N	Dartmouth	78 56
												246	A	Houston Baptist	71 64
												284	H	La.-Monroe	72 62
												312	H	A&M-Corpus Christi	72 51
												315	A	Southeastern La.	83 74
												315	H	Southeastern La.	96 79
												320	A	Nicholls St.	81 85
												325	H	Incarinate Word	55 68
												333	A	New Orleans	77 74
												333	H	New Orleans	92 63
LAST 12 Division I GAMES:															
149	A	UT Arlington	63 57	333	A	New Orleans	77 74								
109	H	Central Ark.	56 70	315	H	Southeastern La.	96 79								
127	A	Northwestern St.	64 85	127	H	Northwestern St.	78 74								
315	A	Southeastern La.	83 74	325	H	Incarinate Word	55 68								
320	A	Nicholls St.	81 85	235	H	Sam Houston St.	82 79								
333	H	New Orleans	92 63	63	A	Abilene Christian	62 79								

Non-Div I Games: Loyola (LA) 70 69 Louisiana Col. 73 59 Southern-N.O. 97 61

McNeese St.

Loss, Non-Conf, S Site, H Home A Away N Neutral

Memphis

Through Games Of Feb. 18, 2016

Average RPI Win:	179	WON-LOST	WINNING	LAST 10	STRENGTH OF	OPP. STRENGTH	TEAM	ADJ.	CONF.	ADJ CONF.
Average RPI Loss:	93	RECORD	PCT. RANK	GAMES	SCHEDULE	OF SCHEDULE	RPI	RPI	RPI	RPI
DIV. I ONLY	16- 10	102	7- 3	133	73	104	104	9	9	
DIV. I NON-CONF.	6- 5	146	0- 0	135	93	150	150	7	7	
TOTALS	RPI 1-25	RPI 26-50	W-L RECORDS	RPI 51-100	RPI 101-150	RPI 150+				
16- 10	0- 2	1- 1	OVERALL	4- 3	1- 1	10- 3				
11- 4	0- 1	1- 1	HOME	3- 1	1- 0	6- 1				
5- 6	0- 1	0- 0	AWAY	1- 2	0- 1	4- 2				
0- 0	0- 0	0- 0	NEUTRAL	0- 0	0- 0	0- 0				
6- 5	0- 0	0- 1	NON-CONFERENCE	2- 2	1- 1	3- 1				
5- 2	0- 0	0- 1	HOME	1- 1	1- 0	3- 0				
1- 3	0- 0	0- 0	AWAY	1- 1	0- 1	0- 1				
0- 0	0- 0	0- 0	NEUTRAL	0- 0	0- 0	0- 0				
10- 5	0- 2	1- 0	CONFERENCE	2- 1	0- 0	7- 2				
6- 2	0- 1	1- 0	HOME	2- 0	0- 0	3- 1				
4- 3	0- 1	0- 0	AWAY	0- 1	0- 0	4- 1				
0- 0	0- 0	0- 0	NEUTRAL	0- 0	0- 0	0- 0				

RPI	S	Opponent	Score	RPI	S	Opponent	Score	RPI	S	Opponent	Score	RPI	S	Opponent	Score	Team's RPI: 104
3	A	UConn	40 83	29	H	George Washington	62 68	61	H	Saint Louis	57 63	130	A	Little Rock	53 61	
3	H	UConn	46 86	42	H	South Fla.	88 87	68	A	Temple	58 82	141	H	Southern Ill.	61 58	
								68	H	Temple	100 97	154	A	SMU	49 58	
								71	A	Central Mich.	64 61	157	H	Illinois	81 75	
								79	A	Minnesota	60 70	173	A	East Carolina	79 78	
								83	H	Tulane	83 67	190	A	Tulsa	69 58	
								87	H	Georgetown	57 53	190	H	Tulsa	59 65	
												209	A	Cincinnati	64 47	
												209	H	Cincinnati	54 51	
												212	A	Kansas	63 72	
												269	H	Houston	74 57	
												271	A	UCF	69 52	
												271	H	UCF	75 59	
												283	H	Jacksonville St.	70 55	
												340	H	Eastern Ill.	80 49	
LAST 12 Division I GAMES:																
68	H	Temple	100 97	190	A	Tulsa	69 58									
173	A	East Carolina	79 78	42	H	South Fla.	88 87									
271	A	UCF	69 52	154	A	SMU	49 58									
209	H	Cincinnati	54 51	3	H	UConn	46 86									
3	A	UConn	40 83	190	H	Tulsa	59 65									
271	H	UCF	75 59	209	A	Cincinnati	64 47									

Non-Div I Games:

Memphis

Loss, Non-Conf, S Site, H Home A Away N Neutral

Average RPI Win:	247	WON-LOST	WINNING	LAST 10	STRENGTH OF	OPP. STRENGTH	TEAM	ADJ.	CONF.	ADJ CONF.
Average RPI Loss:	78	RECORD	PCT. RANK	GAMES	SCHEDULE	OF SCHEDULE	RPI	RPI	RPI	RPI
DIV. I ONLY	18- 6	48	9- 1	250	222	112	112	17	17	
DIV. I NON-CONF.	8- 5	120	1- 0	221	282	154	154	15	15	
TOTALS	RPI 1-25	RPI 26-50	W-L RECORDS	RPI 51-100	RPI 101-150	RPI 150+				
18- 6	0- 2	0- 0	OVERALL	1- 2	3- 2	14- 0				
8- 3	0- 0	0- 0	HOME	1- 1	1- 2	6- 0				
9- 2	0- 2	0- 0	AWAY	0- 0	2- 0	7- 0				
1- 1	0- 0	0- 0	NEUTRAL	0- 1	0- 0	1- 0				
8- 5	0- 2	0- 0	NON-CONFERENCE	0- 2	0- 1	8- 0				
4- 2	0- 0	0- 0	HOME	0- 1	0- 1	4- 0				
3- 2	0- 2	0- 0	AWAY	0- 0	0- 0	3- 0				
1- 1	0- 0	0- 0	NEUTRAL	0- 1	0- 0	1- 0				
10- 1	0- 0	0- 0	CONFERENCE	1- 0	3- 1	6- 0				
4- 1	0- 0	0- 0	HOME	1- 0	1- 1	2- 0				
6- 0	0- 0	0- 0	AWAY	0- 0	2- 0	4- 0				
0- 0	0- 0	0- 0	NEUTRAL	0- 0	0- 0	0- 0				

RPI 1-25				RPI 26-50				RPI 51-100				RPI 101+ Team's RPI: 112			
RPI	S	Opponent	Score	RPI	S	Opponent	Score	RPI	S	Opponent	Score	RPI	S	Opponent	Score
13	A	Florida St.	36 79					58	H	Chattanooga	67 44	124	A	Samford	63 60
25	A	Georgia	44 57					61	H	Saint Louis	60 68	124	H	Samford	63 61
								84	N	Charlotte	62 72	141	H	Southern Ill.	52 55
												145	A	ETSU	61 45
												145	H	ETSU	53 55
												210	H	Col. of Charleston	66 58
												219	A	Furman	61 50
												275	H	Ga. Southern	62 50
												276	A	Tennessee Tech	63 47
												283	H	Jacksonville St.	46 39
												288	A	UNCG	86 78
												288	H	UNCG	81 47
												292	A	Florida A&M	54 50
												297	A	Kennesaw St.	72 61
												308	A	Western Caro.	92 88
												308	H	Western Caro.	63 42
												309	A	Wofford	70 61
												321	H	North Florida	68 54
												327	N	Howard	70 53
LAST 12 Division I GAMES:															
145	A	ETSU	61 45	145	H	ETSU	53 55								
124	H	Samford	63 61	58	H	Chattanooga	67 44								
288	H	UNCG	81 47	124	A	Samford	63 60								
308	H	Western Caro.	63 42	308	A	Western Caro.	92 88								
219	A	Furman	61 50	288	A	UNCG	86 78								
309	A	Wofford	70 61	292	A	Florida A&M	54 50								

Non-Div I Games: Faulkner 86 33 Coastal Ga. 87 48

Mercer

Loss, Non-Conf, S Site, H Home A Away N Neutral

Average RPI Win:	158	WON-LOST	WINNING	LAST 10	STRENGTH OF	OPP. STRENGTH	TEAM	ADJ.	CONF.	ADJ CONF.
Average RPI Loss:	26	RECORD	PCT. RANK	GAMES	SCHEDULE	OF SCHEDULE	RPI	RPI	RPI	RPI
DIV. I ONLY	21- 5	28	7- 3	72	57	28	28	5	5	
DIV. I NON-CONF.	12- 1	9	0- 0	174	148	39	39	5	5	
TOTALS	RPI 1-25	RPI 26-50	W-L RECORDS	RPI 51-100	RPI 101-150	RPI 150+				
21- 5	0- 4	3- 0	OVERALL	3- 1	5- 0	10- 0				
12- 2	0- 2	2- 0	HOME	1- 0	2- 0	7- 0				
8- 2	0- 1	0- 0	AWAY	2- 1	3- 0	3- 0				
1- 1	0- 1	1- 0	NEUTRAL	0- 0	0- 0	0- 0				
12- 1	0- 1	1- 0	NON-CONFERENCE	2- 0	0- 0	9- 0				
8- 0	0- 0	0- 0	HOME	1- 0	0- 0	7- 0				
3- 0	0- 0	0- 0	AWAY	1- 0	0- 0	2- 0				
1- 1	0- 1	1- 0	NEUTRAL	0- 0	0- 0	0- 0				
9- 4	0- 3	2- 0	CONFERENCE	1- 1	5- 0	1- 0				
4- 2	0- 2	2- 0	HOME	0- 0	2- 0	0- 0				
5- 2	0- 1	0- 0	AWAY	1- 1	3- 0	1- 0				
0- 0	0- 0	0- 0	NEUTRAL	0- 0	0- 0	0- 0				

RPI 1-25				RPI 26-50				Team's RPI: 28				RPI 51-100				RPI 101+			
RPI	S	Opponent	Score	RPI	S	Opponent	Score	RPI	S	Opponent	Score	RPI	S	Opponent	Score	RPI	S	Opponent	Score
1	A	Notre Dame	69 90	44	N	Indiana	89 75	84	A	Charlotte	77 70	113	H	Wake Forest	71 60				
4	N	Baylor	81 88	45	H	Duke	61 53	86	A	Georgia Tech	58 55	116	A	North Carolina	76 61				
13	H	Florida St.	58 69	47	H	North Carolina St.	73 44	91	H	Wright St.	80 67	117	A	Boston College	67 62				
17	H	Syracuse	51 57					93	A	Virginia	56 76	119	A	Virginia Tech	57 45				
												121	H	Pittsburgh	79 55				
												157	H	Illinois	73 64				
												158	A	Old Dominion	61 35				
												165	A	Loyola Chicago	77 50				
												181	H	Milwaukee	77 38				
												248	A	Clemson	83 49				
												254	H	Bethune-Cookman	55 47				
												272	H	Coppin St.	78 59				
												278	H	La Salle	86 58				
												295	H	FIU	83 55				
												318	H	UMass Lowell	84 53				
LAST 12 Division I GAMES:																			
1	A	Notre Dame	69 90	13	H	Florida St.	58 69												
86	A	Georgia Tech	58 55	116	A	North Carolina	76 61												
45	H	Duke	61 53	113	H	Wake Forest	71 60												
117	A	Boston College	67 62	248	A	Clemson	83 49												
17	H	Syracuse	51 57	121	H	Pittsburgh	79 55												
119	A	Virginia Tech	57 45	93	A	Virginia	56 76												

Non-Div I Games:

Miami (FL)

■ Loss, 
 ■ Non-Conf, S Site, 
 ■ Home 
 ■ Away 
 N Neutral

Average RPI Win:	264	WON-LOST	WINNING	LAST 10	STRENGTH OF	OPP. STRENGTH	TEAM	ADJ.	CONF.	ADJ CONF.
Average RPI Loss:	127	RECORD	PCT. RANK	GAMES	SCHEDULE	OF SCHEDULE	RPI	RPI	RPI	RPI
DIV. I ONLY	9- 15	246	2- 8	211	170	259	259	11	11	
DIV. I NON-CONF.	6- 5	146	0- 0	309	227	241	241	13	13	
TOTALS	RPI 1-25	RPI 26-50	W-L RECORDS	RPI 51-100	RPI 101-150	RPI 150+				
9- 15	0- 0	0- 1	OVERALL	0- 6	1- 4	8- 4				
7- 6	0- 0	0- 0	HOME	0- 2	1- 2	6- 2				
1- 9	0- 0	0- 1	AWAY	0- 4	0- 2	1- 2				
1- 0	0- 0	0- 0	NEUTRAL	0- 0	0- 0	1- 0				
6- 5	0- 0	0- 0	NON-CONFERENCE	0- 2	0- 1	6- 2				
4- 2	0- 0	0- 0	HOME	0- 0	0- 1	4- 1				
1- 3	0- 0	0- 0	AWAY	0- 2	0- 0	1- 1				
1- 0	0- 0	0- 0	NEUTRAL	0- 0	0- 0	1- 0				
3- 10	0- 0	0- 1	CONFERENCE	0- 4	1- 3	2- 2				
3- 4	0- 0	0- 0	HOME	0- 2	1- 1	2- 1				
0- 6	0- 0	0- 1	AWAY	0- 2	0- 2	0- 1				
0- 0	0- 0	0- 0	NEUTRAL	0- 0	0- 0	0- 0				

RPI	S	Opponent	Score	RPI	S	Opponent	Score	RPI	S	Opponent	Score	RPI	S	Opponent	Score	Team's RPI: 259
31	A	Ohio	44 72	66	A	Michigan	55 97	110	H	Toledo	50 55	118	A	Western Mich.	66 80	
				71	A	Central Mich.	54 77	128	A	Akron	65 77	139	H	Buffalo	69 58	
				71	H	Central Mich.	58 72	146	H	Northern Ky.	57 71	186	H	Eastern Ky.	72 77	
				77	A	Ball St.	41 66	192	A	Fla. Atlantic	65 68	205	H	Oakland	65 54	
				94	A	UT Martin	47 74	242	A	Valparaiso	75 72	256	A	Northern Ill.	73 92	
				97	H	Eastern Mich.	46 70	256	H	Northern Ill.	66 60	258	H	Bowling Green	58 64	
								270	H	Austin Peay	75 60	301	H	Morehead St.	59 57	
								314	H	Kent St.	55 52	323	H	Evansville	91 85	
								326	N	LIU Brooklyn	68 49					
LAST 12 Division I GAMES:																
31	A	Ohio	44 72	139	H	Buffalo	69 58									
97	H	Eastern Mich.	46 70	71	H	Central Mich.	58 72									
256	A	Northern Ill.	73 92	118	A	Western Mich.	66 80									
128	A	Akron	65 77	110	H	Toledo	50 55									
314	H	Kent St.	55 52	77	A	Ball St.	41 66									
71	A	Central Mich.	54 77	256	H	Northern Ill.	66 60									

Non-Div I Games:

Miami (OH)

■ Loss, 
 ■ Non-Conf, 
 ■ S Site, 
 ■ H Home 
 ■ A Away 
 N Neutral

## Michigan

Through Games Of Feb. 18, 2016

Average RPI Win:	149	WON-LOST	WINNING	LAST 10	STRENGTH OF	OPP. STRENGTH	TEAM	ADJ.	CONF.	ADJ CONF.
Average RPI Loss:	39	RECORD	PCT. RANK	GAMES	SCHEDULE	OF SCHEDULE	RPI	RPI	RPI	RPI
DIV. I ONLY	15- 11	128	5- 5	22	51	66	66	4	4	
DIV. I NON-CONF.	8- 3	77	0- 0	87	142	73	73	4	4	
TOTALS	RPI 1-25	RPI 26-50	W-L RECORDS	RPI 51-100	RPI 101-150	RPI 150+				
15- 11	0- 4	0- 3	OVERALL	4- 4	3- 0	8- 0				
11- 5	0- 3	0- 0	HOME	2- 2	2- 0	7- 0				
4- 6	0- 1	0- 3	AWAY	2- 2	1- 0	1- 0				
0- 0	0- 0	0- 0	NEUTRAL	0- 0	0- 0	0- 0				
8- 3	0- 1	0- 1	NON-CONFERENCE	0- 1	2- 0	6- 0				
7- 1	0- 1	0- 0	HOME	0- 0	2- 0	5- 0				
1- 2	0- 0	0- 1	AWAY	0- 1	0- 0	1- 0				
0- 0	0- 0	0- 0	NEUTRAL	0- 0	0- 0	0- 0				
7- 8	0- 3	0- 2	CONFERENCE	4- 3	1- 0	2- 0				
4- 4	0- 2	0- 0	HOME	2- 2	0- 0	2- 0				
3- 4	0- 1	0- 2	AWAY	2- 1	1- 0	0- 0				
0- 0	0- 0	0- 0	NEUTRAL	0- 0	0- 0	0- 0				

RPI 1-25				RPI 26-50				RPI 51-100				RPI 101+			
RPI	S	Opponent	Score	RPI	S	Opponent	Score	RPI	S	Opponent	Score	RPI	S	Opponent	Score
5	H	Ohio St.	93 97	26	A	Michigan St.	64 85	55	A	Iowa	69 85	121	H	Pittsburgh	82 45
10	H	UCLA	77 86	40	A	Princeton	57 74	55	H	Iowa	82 75	126	A	Penn St.	91 87
12	A	Maryland	56 76	44	A	Indiana	69 77	64	A	Purdue	68 61	134	H	Xavier	92 54
12	H	Maryland	67 74					64	H	Purdue	63 65	156	H	Oral Roberts	61 44
								69	H	Nebraska	81 93	157	H	Illinois	96 83
								79	A	Minnesota	93 86	171	H	Wisconsin	82 65
								79	H	Minnesota	92 76	178	A	Detroit	88 61
								97	A	Eastern Mich.	63 64	208	H	Hartford	83 47
												211	H	USC Upstate	119 61
												233	H	Binghamton	90 62
												259	H	Miami (OH)	97 55
LAST 12 Division I GAMES:															
12	A	Maryland	56 76	55	A	Iowa	69 85								
64	A	Purdue	68 61	69	H	Nebraska	81 93								
171	H	Wisconsin	82 65	5	H	Ohio St.	93 97								
157	H	Illinois	96 83	126	A	Penn St.	91 87								
26	A	Michigan St.	64 85	12	H	Maryland	67 74								
79	H	Minnesota	92 76	79	A	Minnesota	93 86								

Non-Div I Games:

Michigan

■ Loss, 
 ■ Non-Conf, 
 ■ S Site, 
 ■ H Home 
 ■ A Away 
 N Neutral

Average RPI Win:	124	WON-LOST	WINNING	LAST 10	STRENGTH OF	OPP. STRENGTH	TEAM	ADJ.	CONF.	ADJ CONF.
Average RPI Loss:	40	RECORD	PCT. RANK	GAMES	SCHEDULE	OF SCHEDULE	RPI	RPI	RPI	RPI
DIV. I ONLY	19- 7	56	4- 3	48	15	26	26	4	4	
DIV. I NON-CONF.	9- 2	37	0- 0	62	61	31	31	4	4	
TOTALS	RPI 1-25	RPI 26-50	W-L RECORDS	RPI 51-100	RPI 101-150	RPI 150+				
19- 7	1- 4	0- 1	OVERALL	6- 1	4- 1	8- 0				
11- 2	1- 1	0- 0	HOME	4- 0	2- 1	4- 0				
7- 4	0- 2	0- 1	AWAY	2- 1	2- 0	3- 0				
1- 1	0- 1	0- 0	NEUTRAL	0- 0	0- 0	1- 0				
9- 2	1- 2	0- 0	NON-CONFERENCE	0- 0	2- 0	6- 0				
5- 1	1- 1	0- 0	HOME	0- 0	1- 0	3- 0				
3- 0	0- 0	0- 0	AWAY	0- 0	1- 0	2- 0				
1- 1	0- 1	0- 0	NEUTRAL	0- 0	0- 0	1- 0				
10- 5	0- 2	0- 1	CONFERENCE	6- 1	2- 1	2- 0				
6- 1	0- 0	0- 0	HOME	4- 0	1- 1	1- 0				
4- 4	0- 2	0- 1	AWAY	2- 1	1- 0	1- 0				
0- 0	0- 0	0- 0	NEUTRAL	0- 0	0- 0	0- 0				

RPI 1-25				RPI 26-50				Team's RPI: 26	RPI 51-100				RPI 101+			
RPI	S	Opponent	Score	RPI	S	Opponent	Score		RPI	S	Opponent	Score	RPI	S	Opponent	Score
4	N	Baylor	76 84	44	A	Indiana	65 81		51	A	Rutgers	70 67	107	H	Northwestern	74 51
5	A	Ohio St.	80 85						51	H	Rutgers	59 48	118	H	Western Mich.	78 40
12	A	Maryland	76 85						55	A	Iowa	74 69	126	A	Penn St.	71 55
18	H	Louisville	78 85						55	H	Iowa	80 73	126	H	Penn St.	61 65
25	H	Georgia	66 45						64	H	Purdue	68 56	150	A	Davidson	73 44
									66	H	Michigan	85 64	165	H	Loyola Chicago	76 47
									69	A	Nebraska	66 73	169	A	Northeastern	77 51
													171	A	Wisconsin	77 54
													171	H	Wisconsin	77 67
													178	H	Detroit	81 42
													205	A	Oakland	82 62
													209	N	Cincinnati	103 63
													226	H	Idaho St.	79 60
LAST 12 Division I GAMES:																
12	A	Maryland	76 85	171	A	Wisconsin	77 54									
51	A	Rutgers	70 67	64	H	Purdue	68 56									
69	A	Nebraska	66 73	51	H	Rutgers	59 48									
126	H	Penn St.	61 65	55	H	Iowa	80 73									
55	A	Iowa	74 69	44	A	Indiana	65 81									
66	H	Michigan	85 64	107	H	Northwestern	74 51									

Non-Div I Games:

Michigan St.



Average RPI Win:	188	WON-LOST	WINNING	LAST 10	STRENGTH OF	OPP. STRENGTH	TEAM	ADJ.	CONF.	ADJ CONF.
Average RPI Loss:	79	RECORD	PCT. RANK	GAMES	SCHEDULE	OF SCHEDULE	RPI	RPI	RPI	RPI
DIV. I ONLY	17- 7	66	9- 1	114	102	73	73	12	12	
DIV. I NON-CONF.	6- 5	146	0- 0	120	87	122	122	10	10	
TOTALS	RPI 1-25	RPI 26-50	W-L RECORDS	RPI 51-100	RPI 101-150	RPI 150+				
17- 7	0- 1	1- 2	OVERALL	2- 2	3- 0	11- 2				
9- 3	0- 1	1- 0	HOME	2- 1	2- 0	4- 1				
8- 3	0- 0	0- 1	AWAY	0- 0	1- 0	7- 0				
0- 1	0- 0	0- 0	NEUTRAL	0- 0	0- 0	0- 1				
6- 5	0- 1	0- 1	NON-CONFERENCE	1- 2	1- 0	4- 1				
3- 2	0- 1	0- 0	HOME	1- 1	0- 0	2- 0				
3- 2	0- 0	0- 1	AWAY	0- 1	1- 0	2- 0				
0- 1	0- 0	0- 0	NEUTRAL	0- 0	0- 0	0- 1				
11- 2	0- 0	1- 1	CONFERENCE	1- 0	2- 0	7- 1				
6- 1	0- 0	1- 0	HOME	1- 0	2- 0	2- 1				
5- 1	0- 0	0- 1	AWAY	0- 0	0- 0	5- 0				
0- 0	0- 0	0- 0	NEUTRAL	0- 0	0- 0	0- 0				

RPI 1-25				RPI 26-50				RPI 51-100				Team's RPI: 73	RPI 101+			
RPI	S	Opponent	Score	RPI	S	Opponent	Score	RPI	S	Opponent	Score		RPI	S	Opponent	Score
14	H	Kentucky	52 68	27	A	UTEP	73 84	71	A	Central Mich.	59 81		134	A	Xavier	62 53
				31	A	Ohio	49 72	84	H	Charlotte	72 67		140	H	UAB	68 40
				50	H	Western Ky.	83 75	88	H	Missouri St.	70 54		144	H	Marshall	65 54
								93	H	Virginia	66 70		153	H	Southern Miss.	74 44
													158	H	Old Dominion	58 61
													159	N	Alabama	46 64
													161	H	Ole Miss	84 75
													176	H	Louisiana Tech	68 57
													192	A	Fla. Atlantic	83 73
													217	A	North Texas	76 52
													230	A	Rice	61 60
													253	A	UTSA	74 63
													270	A	Austin Peay	86 55
													276	H	Tennessee Tech	69 53
													295	A	FIU	85 62
													331	A	Nevada	90 46
LAST 12 Division I GAMES:																
				153	H	Southern Miss.	74 44					230	A	Rice	61 60	
				176	H	Louisiana Tech	68 57					217	A	North Texas	76 52	
				295	A	FIU	85 62					158	H	Old Dominion	58 61	
				192	A	Fla. Atlantic	83 73					84	H	Charlotte	72 67	
				50	H	Western Ky.	83 75					253	A	UTSA	74 63	
				144	H	Marshall	65 54					27	A	UTEP	73 84	

Non-Div I Games:

Middle Tenn.

Average RPI Win:	253	WON-LOST	WINNING	LAST 10	STRENGTH OF	OPP. STRENGTH	TEAM	ADJ.	CONF.	ADJ CONF.
Average RPI Loss:	114	RECORD	PCT. RANK	GAMES	SCHEDULE	OF SCHEDULE	RPI	RPI	RPI	RPI
DIV. I ONLY	14- 10	121	7- 3	287	139	181	181	14	14	
DIV. I NON-CONF.	6- 5	146	0- 0	345	170	269	269	16	16	
TOTALS	RPI 1-25	RPI 26-50	W-L RECORDS	RPI 51-100	RPI 101-150	RPI 150+				
14- 10	0- 2	0- 1	OVERALL	1- 1	1- 3	12- 3				
7- 5	0- 1	0- 0	HOME	0- 1	0- 1	7- 2				
6- 5	0- 1	0- 1	AWAY	1- 0	1- 2	4- 1				
1- 0	0- 0	0- 0	NEUTRAL	0- 0	0- 0	1- 0				
6- 5	0- 0	0- 1	NON-CONFERENCE	0- 1	0- 1	6- 2				
3- 2	0- 0	0- 0	HOME	0- 1	0- 0	3- 1				
2- 3	0- 0	0- 1	AWAY	0- 0	0- 1	2- 1				
1- 0	0- 0	0- 0	NEUTRAL	0- 0	0- 0	1- 0				
8- 5	0- 2	0- 0	CONFERENCE	1- 0	1- 2	6- 1				
4- 3	0- 1	0- 0	HOME	0- 0	0- 1	4- 1				
4- 2	0- 1	0- 0	AWAY	1- 0	1- 1	2- 0				
0- 0	0- 0	0- 0	NEUTRAL	0- 0	0- 0	0- 0				

RPI	S	Opponent	Score	RPI	S	Opponent	Score	RPI	S	Opponent	Score	RPI	S	Opponent	Score	Team's RPI: 181
23	A	Green Bay	46 69	28	A	Miami (FL)	38 77	82	H	Marquette	81 101	103	A	Youngstown St.	67 69	
23	H	Green Bay	42 63					91	A	Wright St.	82 60	103	H	Youngstown St.	62 70	
												107	A	Northwestern	44 69	
												146	A	Northern Ky.	86 60	
												178	H	Detroit	79 89	
												192	A	Fla. Atlantic	67 71	
												205	H	Oakland	77 64	
												213	H	Ill.-Chicago	54 53	
												242	A	Valparaiso	70 60	
												242	H	Valparaiso	82 60	
												256	H	Northern Ill.	73 58	
												278	N	La Salle	69 53	
												291	A	Cleveland St.	62 46	
												291	H	Cleveland St.	59 58	
												300	H	UMKC	70 48	
												303	H	Denver	49 56	
												317	H	IPFW	73 60	
												336	A	Chicago St.	55 48	
												340	A	Eastern Ill.	82 71	
LAST 12 Division I GAMES:																
242	A	Valparaiso	70 60	146	A	Northern Ky.	86 60									
103	H	Youngstown St.	62 70	91	A	Wright St.	82 60									
291	H	Cleveland St.	59 58	242	H	Valparaiso	82 60									
23	A	Green Bay	46 69	213	H	Ill.-Chicago	54 53									
205	H	Oakland	77 64	291	A	Cleveland St.	62 46									
178	H	Detroit	79 89	103	A	Youngstown St.	67 69									

Non-Div I Games:

Milwaukee

■ Loss, 
 ■ Non-Conf, S Site, 
 ■ Home 
 ■ Away 
 N Neutral

Average RPI Win:	155	WON-LOST	WINNING	LAST 10	STRENGTH OF	OPP. STRENGTH	TEAM	ADJ.	CONF.	ADJ CONF.
Average RPI Loss:	70	RECORD	PCT. RANK	GAMES	SCHEDULE	OF SCHEDULE	RPI	RPI	RPI	RPI
DIV. I ONLY	18- 8	71	8- 2	143	35	79	79	4	4	
DIV. I NON-CONF.	8- 3	77	0- 0	230	174	131	131	4	4	
TOTALS	RPI 1-25	RPI 26-50	W-L RECORDS	RPI 51-100	RPI 101-150	RPI 150+				
18- 8	0- 0	1- 2	OVERALL	4- 5	5- 0	8- 1				
13- 2	0- 0	1- 0	HOME	4- 1	4- 0	4- 1				
4- 5	0- 0	0- 2	AWAY	0- 3	1- 0	3- 0				
1- 1	0- 0	0- 0	NEUTRAL	0- 1	0- 0	1- 0				
8- 3	0- 0	0- 1	NON-CONFERENCE	1- 1	2- 0	5- 1				
6- 1	0- 0	0- 0	HOME	1- 0	2- 0	3- 1				
1- 1	0- 0	0- 1	AWAY	0- 0	0- 0	1- 0				
1- 1	0- 0	0- 0	NEUTRAL	0- 1	0- 0	1- 0				
10- 5	0- 0	1- 1	CONFERENCE	3- 4	3- 0	3- 0				
7- 1	0- 0	1- 0	HOME	3- 1	2- 0	1- 0				
3- 4	0- 0	0- 1	AWAY	0- 3	1- 0	2- 0				
0- 0	0- 0	0- 0	NEUTRAL	0- 0	0- 0	0- 0				

RPI 1-25				RPI 26-50				RPI 51-100				Team's RPI: 79	RPI 101+			
RPI	S	Opponent	Score	RPI	S	Opponent	Score	RPI	S	Opponent	Score		RPI	S	Opponent	Score
				44	A	Indiana	79 93	51	A	Rutgers	55 66		104	H	Memphis	70 60
				44	H	Indiana	78 76	51	H	Rutgers	85 72		107	A	Northwestern	112 106
				45	A	Duke	64 84	52	N	Auburn	79 81		107	H	Northwestern	95 92
								55	H	Iowa	78 76		126	H	Penn St.	98 85
								64	A	Purdue	72 84		129	H	North Dakota	57 47
								66	A	Michigan	76 92		157	A	Illinois	106 75
								66	H	Michigan	86 93		157	H	Illinois	82 77
								69	H	Nebraska	110 73		171	A	Wisconsin	84 77
								80	H	Maine	91 64		172	H	New Mexico	53 72
													183	N	Stetson	72 69
													281	H	Towson	105 86
													309	H	Wofford	98 54
													314	A	Kent St.	85 73
													342	H	NJIT	83 50
LAST 12 Division I GAMES:																
				44	A	Indiana	79 93	157	H	Illinois	82 77					
				55	H	Iowa	78 76	171	A	Wisconsin	84 77					
				69	H	Nebraska	110 73	107	H	Northwestern	95 92					
				107	A	Northwestern	112 106	44	H	Indiana	78 76					
				51	H	Rutgers	85 72	64	A	Purdue	72 84					
				66	A	Michigan	76 92	66	H	Michigan	86 93					

Non-Div I Games:

Minnesota

■ Loss, 
■ Non-Conf, 
■ S Site, 
■ H Home 
■ A Away 
N Neutral

Average RPI Win:	156	WON-LOST	WINNING	LAST 10	STRENGTH OF	OPP. STRENGTH	TEAM	ADJ.	CONF.	ADJ CONF.
Average RPI Loss:	16	RECORD	PCT. RANK	GAMES	SCHEDULE	OF SCHEDULE	RPI	RPI	RPI	RPI
DIV. I ONLY	21- 6	34	5- 5	68	59	32	32	2	2	
DIV. I NON-CONF.	13- 1	8	0- 0	225	237	49	49	2	2	
TOTALS	RPI 1-25	RPI 26-50	W-L RECORDS	RPI 51-100	RPI 101-150	RPI 150+				
21- 6	2- 5	2- 1	OVERALL	2- 0	5- 0	10- 0				
13- 2	1- 2	1- 0	HOME	1- 0	2- 0	8- 0				
4- 4	1- 3	0- 1	AWAY	0- 0	2- 0	1- 0				
4- 0	0- 0	1- 0	NEUTRAL	1- 0	1- 0	1- 0				
13- 1	0- 1	1- 0	NON-CONFERENCE	1- 0	2- 0	9- 0				
8- 0	0- 0	0- 0	HOME	0- 0	1- 0	7- 0				
1- 1	0- 1	0- 0	AWAY	0- 0	0- 0	1- 0				
4- 0	0- 0	1- 0	NEUTRAL	1- 0	1- 0	1- 0				
8- 5	2- 4	1- 1	CONFERENCE	1- 0	3- 0	1- 0				
5- 2	1- 2	1- 0	HOME	1- 0	1- 0	1- 0				
3- 3	1- 2	0- 1	AWAY	0- 0	2- 0	0- 0				
0- 0	0- 0	0- 0	NEUTRAL	0- 0	0- 0	0- 0				

RPI 1-25				RPI 26-50				Team's RPI: 32	RPI 51-100				RPI 101+			
RPI	S	Opponent	Score	RPI	S	Opponent	Score		RPI	S	Opponent	Score	RPI	S	Opponent	Score
2	H	South Carolina	51 57	35	A	Missouri	54 66		52	H	Auburn	60 45	118	N	Western Mich.	90 68
7	A	Texas	47 53	35	H	Missouri	52 42		62	N	FGCU	65 60	124	H	Samford	68 47
14	H	Kentucky	60 83	42	N	South Fla.	68 58						131	A	Arkansas	65 55
15	A	Texas A&M	58 64										131	H	Arkansas	80 55
19	H	Tennessee	65 63										132	A	LSU	71 52
21	A	Florida	76 70										153	H	Southern Miss.	78 65
25	A	Georgia	43 47										154	N	SMU	72 70
													161	H	Ole Miss	79 51
													176	A	Louisiana Tech	93 63
													191	H	Grambling	107 43
													264	H	Tennessee St.	82 54
													298	H	Savannah St.	92 25
													315	H	Southeastern La.	81 41
													346	H	Norfolk St.	92 34
													348	H	Mississippi Val.	109 37
LAST 12 Division I GAMES:																
14	H	Kentucky	60 83	2	H	South Carolina	51 57									
15	A	Texas A&M	58 64	25	A	Georgia	43 47									
35	H	Missouri	52 42	161	H	Ole Miss	79 51									
132	A	LSU	71 52	35	A	Missouri	54 66									
131	A	Arkansas	65 55	131	H	Arkansas	80 55									
19	H	Tennessee	65 63	52	H	Auburn	60 45									

Non-Div I Games:

Mississippi St.

■ Loss, 
 ■ Non-Conf, S Site, 
 ■ Home 
 ■ Away 
 N Neutral

Average RPI Win:	338	WON-LOST	WINNING	LAST 10	STRENGTH OF	OPP. STRENGTH	TEAM	ADJ.	CONF.	ADJ CONF.
Average RPI Loss:	223	RECORD	PCT. RANK	GAMES	SCHEDULE	OF SCHEDULE	RPI	RPI	RPI	RPI
DIV. I ONLY	1- 20	348	0- 10	331	323	348	348	32	32	
DIV. I NON-CONF.	0- 8	338	0- 0	214	60	332	332	31	31	
TOTALS	RPI 1-25	RPI 26-50	W-L RECORDS	RPI 51-100	RPI 101-150	RPI 150+				
1- 20	0- 0	0- 1	OVERALL	0- 1	0- 2	1- 16				
1- 6	0- 0	0- 0	HOME	0- 0	0- 0	1- 6				
0- 13	0- 0	0- 1	AWAY	0- 1	0- 2	0- 9				
0- 1	0- 0	0- 0	NEUTRAL	0- 0	0- 0	0- 1				
0- 8	0- 0	0- 1	NON-CONFERENCE	0- 1	0- 2	0- 4				
0- 0	0- 0	0- 0	HOME	0- 0	0- 0	0- 0				
0- 7	0- 0	0- 1	AWAY	0- 1	0- 2	0- 3				
0- 1	0- 0	0- 0	NEUTRAL	0- 0	0- 0	0- 1				
1- 12	0- 0	0- 0	CONFERENCE	0- 0	0- 0	1- 12				
1- 6	0- 0	0- 0	HOME	0- 0	0- 0	1- 6				
0- 6	0- 0	0- 0	AWAY	0- 0	0- 0	0- 6				
0- 0	0- 0	0- 0	NEUTRAL	0- 0	0- 0	0- 0				

RPI 1-25				RPI 26-50				RPI 51-100				RPI 101+				Team's RPI: 348	
RPI	S	Opponent	Score	RPI	S	Opponent	Score	RPI	S	Opponent	Score	RPI	S	Opponent	Score		
				32	A	Mississippi St.	37 109	75	A	Vanderbilt	39 89	131	A	Arkansas	46 86		
												140	A	UAB	33 80		
												153	A	Southern Miss.	55 71		
												159	A	Alabama	35 98		
												161	A	Ole Miss	61 97		
												180	A	Southern U.	26 78		
												180	H	Southern U.	36 99		
												191	H	Grambling	52 65		
												244	A	Texas Southern	38 76		
												280	A	Alabama St.	50 100		
												280	H	Alabama St.	51 79		
												287	A	Prairie View	57 80		
												305	H	Jackson St.	46 72		
												320	N	Nicholls St.	54 63		
												322	A	Alcorn	39 75		
												322	H	Alcorn	66 81		
												338	H	Ark.-Pine Bluff	62 60		
												345	A	Alabama A&M	68 79		
												345	H	Alabama A&M	74 84		
LAST 12 Division I GAMES:																	
				180	A	Southern U.	26 78	287	A	Prairie View	57 80						
				322	A	Alcorn	39 75	244	A	Texas Southern	38 76						
				345	H	Alabama A&M	74 84	180	H	Southern U.	36 99						
				280	H	Alabama St.	51 79	322	H	Alcorn	66 81						
				191	H	Grambling	52 65	345	A	Alabama A&M	68 79						
				305	H	Jackson St.	46 72	280	A	Alabama St.	50 100						

Non-Div I Games: Philander Smith 64 53 Blue Mountain 72 67

Mississippi Val.

■ Loss, 
 ■ Non-Conf, 
 ■ S Site, 
 ■ Home 
 ■ A Away 
 N Neutral

Average RPI Win:	154	WON-LOST	WINNING	LAST 10	STRENGTH OF	OPP. STRENGTH	TEAM	ADJ.	CONF.	ADJ CONF.
Average RPI Loss:	37	RECORD	PCT. RANK	GAMES	SCHEDULE	OF SCHEDULE	RPI	RPI	RPI	RPI
DIV. I ONLY	20- 6	38	6- 4	73	37	35	35	2	2	
DIV. I NON-CONF.	13- 0	1	0- 0	231	145	30	30	2	2	
TOTALS	RPI 1-25	RPI 26-50	W-L RECORDS	RPI 51-100	RPI 101-150	RPI 150+				
20- 6	2- 4	1- 1	OVERALL	3- 0	3- 1	11- 0				
13- 2	1- 2	1- 0	HOME	1- 0	3- 0	7- 0				
6- 4	1- 1	0- 0	AWAY	2- 0	0- 0	3- 0				
1- 0	0- 0	0- 0	NEUTRAL	0- 0	0- 0	1- 0				
13- 0	0- 0	0- 0	NON-CONFERENCE	3- 0	1- 0	9- 0				
8- 0	0- 0	0- 0	HOME	1- 0	1- 0	6- 0				
4- 0	0- 0	0- 0	AWAY	2- 0	0- 0	2- 0				
1- 0	0- 0	0- 0	NEUTRAL	0- 0	0- 0	1- 0				
7- 6	2- 4	1- 1	CONFERENCE	0- 0	2- 1	2- 0				
5- 2	1- 2	1- 0	HOME	0- 0	2- 0	1- 0				
2- 4	1- 2	0- 1	AWAY	0- 0	0- 1	1- 0				
0- 0	0- 0	0- 0	NEUTRAL	0- 0	0- 0	0- 0				

RPI 1-25				RPI 26-50				Team's RPI: 35	RPI 51-100				RPI 101+			
RPI	S	Opponent	Score	RPI	S	Opponent	Score		RPI	S	Opponent	Score	RPI	S	Opponent	Score
2	A	South Carolina	58 83	32	A	Mississippi St.	42 52		53	A	St. Mary's (CA)	95 78	113	H	Wake Forest	94 81
15	A	Texas A&M	77 81	32	H	Mississippi St.	66 54		84	H	Charlotte	88 71	131	A	Arkansas	52 64
19	H	Tennessee	55 71						88	A	Missouri St.	71 55	131	H	Arkansas	69 48
21	H	Florida	79 64										132	H	LSU	52 46
25	A	Georgia	54 48										159	H	Alabama	63 52
25	H	Georgia	50 65										161	A	Ole Miss	60 46
													163	H	SIUE	75 46
													169	N	Northeastern	69 56
													177	A	Colorado	79 75
													200	H	Southeast Mo. St.	74 32
													214	H	Texas St.	82 56
													238	H	Loyola Marymount	80 48
													282	H	Lamar	91 57
													293	A	Wichita St.	57 37
													338	H	Ark.-Pine Bluff	85 34
LAST 12 Division I GAMES:																
131	H	Arkansas	69 48	21	H	Florida	79 64									
159	H	Alabama	63 52	15	A	Texas A&M	77 81									
32	A	Mississippi St.	42 52	131	A	Arkansas	52 64									
25	H	Georgia	50 65	32	H	Mississippi St.	66 54									
161	A	Ole Miss	60 46	2	A	South Carolina	58 83									
132	H	LSU	52 46	25	A	Georgia	54 48									

Non-Div I Games:

Missouri

■ Loss, 
■ Non-Conf, S Site, 
■ Home 
■ Away 
N Neutral

Average RPI Win:	206	WON-LOST	WINNING	LAST 10	STRENGTH OF	OPP. STRENGTH	TEAM	ADJ.	CONF.	ADJ CONF.
Average RPI Loss:	69	RECORD	PCT. RANK	GAMES	SCHEDULE	OF SCHEDULE	RPI	RPI	RPI	RPI
DIV. I ONLY	16- 8	82	8- 2	109	143	88	88	21	21	
DIV. I NON-CONF.	6- 5	146	0- 0	29	29	81	81	17	17	
TOTALS	RPI 1-25	RPI 26-50	W-L RECORDS	RPI 51-100	RPI 101-150	RPI 150+				
16- 8	0- 2	0- 1	OVERALL	0- 2	4- 3	12- 0				
6- 4	0- 1	0- 1	HOME	0- 0	1- 2	5- 0				
9- 2	0- 0	0- 0	AWAY	0- 1	3- 1	6- 0				
1- 2	0- 1	0- 0	NEUTRAL	0- 1	0- 0	1- 0				
6- 5	0- 2	0- 1	NON-CONFERENCE	0- 2	2- 0	4- 0				
2- 2	0- 1	0- 1	HOME	0- 0	0- 0	2- 0				
3- 1	0- 0	0- 0	AWAY	0- 1	2- 0	1- 0				
1- 2	0- 1	0- 0	NEUTRAL	0- 1	0- 0	1- 0				
10- 3	0- 0	0- 0	CONFERENCE	0- 0	2- 3	8- 0				
4- 2	0- 0	0- 0	HOME	0- 0	1- 2	3- 0				
6- 1	0- 0	0- 0	AWAY	0- 0	1- 1	5- 0				
0- 0	0- 0	0- 0	NEUTRAL	0- 0	0- 0	0- 0				

RPI 1-25				RPI 26-50				RPI 51-100				Team's RPI: 88	RPI 101+			
RPI	S	Opponent	Score	RPI	S	Opponent	Score	RPI	S	Opponent	Score		RPI	S	Opponent	Score
8	N	Stanford	65 82	35	H	Missouri	55 71	73	A	Middle Tenn.	54 70		108	A	Drake	72 95
16	H	Oklahoma St.	55 74					80	N	Maine	65 69		108	H	Drake	75 82
													120	A	UNI	78 75
													120	H	UNI	60 65
													130	A	Little Rock	64 58
													131	A	Arkansas	69 54
													141	H	Southern Ill.	82 77
													156	H	Oral Roberts	72 64
													161	A	Ole Miss	91 78
													165	A	Loyola Chicago	73 62
													165	H	Loyola Chicago	91 81
													179	N	Marist	77 45
													186	H	Eastern Ky.	87 63
													234	A	Indiana St.	59 51
													293	A	Wichita St.	77 57
													299	A	Bradley	55 44
													299	H	Bradley	59 56
													313	A	Illinois St.	73 51
													323	H	Evansville	77 70
LAST 12 Division I GAMES:																
299	H	Bradley	59 56	323	H	Evansville	77 70									
165	H	Loyola Chicago	91 81	165	A	Loyola Chicago	73 62									
108	A	Drake	72 95	299	A	Bradley	55 44									
120	A	UNI	78 75	120	H	UNI	60 65									
293	A	Wichita St.	77 57	108	H	Drake	75 82									
141	H	Southern Ill.	82 77	234	A	Indiana St.	59 51									

Non-Div I Games: MidAmerica Naz. 88 61

Missouri St.

■ Loss, 
 ■ Non-Conf, S Site, 
 ■ Home 
 ■ Away 
 N Neutral

Average RPI Win:	<b>242</b>	WON-LOST	WINNING	LAST 10	STRENGTH OF	OPP. STRENGTH	TEAM	ADJ.	CONF.	ADJ CONF.
Average RPI Loss:	<b>192</b>	RECORD	PCT. RANK	GAMES	SCHEDULE	OF SCHEDULE	RPI	RPI	RPI	RPI
DIV. I ONLY	<b>9- 16</b>	<b>253</b>	<b>4- 6</b>	<b>252</b>	<b>281</b>	<b>273</b>	<b>273</b>	<b>23</b>	<b>23</b>	
DIV. I NON-CONF.	<b>2- 7</b>	<b>280</b>	<b>0- 0</b>	<b>317</b>	<b>319</b>	<b>329</b>	<b>329</b>	<b>24</b>	<b>24</b>	
TOTALS	RPI 1-25	RPI 26-50	W-L RECORDS	RPI 51-100	RPI 101-150	RPI 150+				
9- 16	0- 0	0- 1	OVERALL	0- 1	1- 3	8- 11				
6- 6	0- 0	0- 0	HOME	0- 1	1- 1	5- 4				
3- 10	0- 0	0- 1	AWAY	0- 0	0- 2	3- 7				
0- 0	0- 0	0- 0	NEUTRAL	0- 0	0- 0	0- 0				
2- 7	0- 0	0- 1	NON-CONFERENCE	0- 1	0- 0	2- 5				
1- 3	0- 0	0- 0	HOME	0- 1	0- 0	1- 2				
1- 4	0- 0	0- 1	AWAY	0- 0	0- 0	1- 3				
0- 0	0- 0	0- 0	NEUTRAL	0- 0	0- 0	0- 0				
7- 9	0- 0	0- 0	CONFERENCE	0- 0	1- 3	6- 6				
5- 3	0- 0	0- 0	HOME	0- 0	1- 1	4- 2				
2- 6	0- 0	0- 0	AWAY	0- 0	0- 2	2- 4				
0- 0	0- 0	0- 0	NEUTRAL	0- 0	0- 0	0- 0				

RPI S	Opponent	Score	RPI S	Opponent	Score	RPI S	Opponent	Score	RPI S	Opponent	Score	Team's RPI: 273
40	A Princeton	70 81	97	H Eastern Mich.	68 78	105	A Quinnipiac	58 85	105	H Quinnipiac	63 60	
						115	A Iona	56 68	115	H Iona	49 64	
						179	A Marist	55 78	179	H Marist	60 52	
						193	A Fairfield	70 80	193	H Fairfield	60 68	
						194	H Robert Morris	47 60	207	H Canisius	79 75	
						223	A Siena	54 64	223	H Siena	63 69	
						225	A Lehigh	88 95	229	A Manhattan	57 56	
						229	H Manhattan	72 62	252	A Providence	59 71	
						278	H La Salle	50 65	285	A Rider	87 75	
						302	H Niagara	83 60	304	A Colgate	86 80	
						310	A Fairleigh Dickinson	75 81	334	A Saint Peter's	62 67	
						341	H St. Francis Brooklyn	63 54				
LAST 12 Division I GAMES:												
193	A Fairfield	70 80	105	A Quinnipiac	58 85							
229	A Manhattan	57 56	115	H Iona	49 64							
207	H Canisius	79 75	285	A Rider	87 75							
115	A Iona	56 68	179	A Marist	55 78							
229	H Manhattan	72 62	223	A Siena	54 64							
193	H Fairfield	60 68	179	H Marist	60 52							

Non-Div I Games:

Monmouth

■ Loss, 
 ■ Non-Conf, 
 S Site, 
 ■ Home 
 ■ Away 
 N Neutral



Average RPI Win: <b>247</b>	WON-LOST	WINNING	LAST 10	STRENGTH OF	OPP. STRENGTH	TEAM	ADJ.	CONF.	ADJ CONF.
Average RPI Loss: <b>173</b>	RECORD	PCT. RANK	GAMES	SCHEDULE	OF SCHEDULE	RPI	RPI	RPI	RPI
DIV. I ONLY	<b>14- 9</b>	<b>108</b>	<b>5- 5</b>	<b>335</b>	<b>152</b>	<b>215</b>	<b>215</b>	<b>20</b>	<b>20</b>
DIV. I NON-CONF.	<b>6- 4</b>	<b>125</b>	<b>0- 0</b>	<b>287</b>	<b>220</b>	<b>203</b>	<b>203</b>	<b>22</b>	<b>22</b>
TOTALS	RPI 1-25	RPI 26-50	W-L RECORDS	RPI 51-100	RPI 101-150	RPI 150+			
14- 9	0- 0	0- 1	OVERALL	1- 0	0- 2	13- 6			
10- 2	0- 0	0- 0	HOME	0- 0	0- 1	10- 1			
3- 7	0- 0	0- 1	AWAY	0- 0	0- 1	3- 5			
1- 0	0- 0	0- 0	NEUTRAL	1- 0	0- 0	0- 0			
6- 4	0- 0	0- 1	NON-CONFERENCE	1- 0	0- 0	5- 3			
5- 1	0- 0	0- 0	HOME	0- 0	0- 0	5- 1			
0- 3	0- 0	0- 1	AWAY	0- 0	0- 0	0- 2			
1- 0	0- 0	0- 0	NEUTRAL	1- 0	0- 0	0- 0			
8- 5	0- 0	0- 0	CONFERENCE	0- 0	0- 2	8- 3			
5- 1	0- 0	0- 0	HOME	0- 0	0- 1	5- 0			
3- 4	0- 0	0- 0	AWAY	0- 0	0- 1	3- 3			
0- 0	0- 0	0- 0	NEUTRAL	0- 0	0- 0	0- 0			

RPI S	Opponent	Score	RPI S	Opponent	Score	RPI S	Opponent	Score	RPI S	Opponent	Score	Team's RPI: 215
46	A Colorado St.	43 75	90	N Drexel	58 50	129	H North Dakota	59 61	135	A Idaho	61 78	
						160	A Montana St.	52 61	164	H Northern Colo.	58 46	
						167	H Pacific	64 54	170	A Sacramento St.	75 83	
						170	H Sacramento St.	90 83	187	A Eastern Wash.	65 67	
						192	H Fla. Atlantic	83 69	203	H Utah St.	86 70	
						225	A Lehigh	53 80	241	A Wyoming	61 68	
						261	H Seattle	44 58	277	A Northern Ariz.	61 57	
						277	H Northern Ariz.	81 58	286	H Portland	90 67	
						319	A Portland St.	79 58	319	H Portland St.	76 57	
						329	A Southern Utah	81 50	329	H Southern Utah	66 60	
						339	H Cal St. Fullerton	86 51				
LAST 12 Division I GAMES:												
277	A Northern Ariz.	61 57	135	A Idaho	61 78							
329	A Southern Utah	81 50	129	H North Dakota	59 61							
319	H Portland St.	76 57	164	H Northern Colo.	58 46							
170	H Sacramento St.	90 83	170	A Sacramento St.	75 83							
160	A Montana St.	52 61	319	A Portland St.	79 58							
187	A Eastern Wash.	65 67	329	H Southern Utah	66 60							

Non-Div I Games: Mont. St.-Northern 80 32

Montana

Loss, Non-Conf, S Site, H Home A Away N Neutral

Average RPI Win:	257	WON-LOST	WINNING	LAST 10	STRENGTH OF	OPP. STRENGTH	TEAM	ADJ.	CONF.	ADJ CONF.
Average RPI Loss:	161	RECORD	PCT. RANK	GAMES	SCHEDULE	OF SCHEDULE	RPI	RPI	RPI	RPI
DIV. I ONLY	17- 5	37	9- 1	348	153	160	160	20	20	
DIV. I NON-CONF.	5- 4	138	0- 0	346	245	255	255	22	22	
TOTALS	RPI 1-25	RPI 26-50	W-L RECORDS	RPI 51-100	RPI 101-150	RPI 150+				
17- 5	0- 0	0- 0	OVERALL	0- 2	2- 0	15- 3				
9- 1	0- 0	0- 0	HOME	0- 1	1- 0	8- 0				
7- 4	0- 0	0- 0	AWAY	0- 1	1- 0	6- 3				
1- 0	0- 0	0- 0	NEUTRAL	0- 0	0- 0	1- 0				
5- 4	0- 0	0- 0	NON-CONFERENCE	0- 2	0- 0	5- 2				
2- 1	0- 0	0- 0	HOME	0- 1	0- 0	2- 0				
2- 3	0- 0	0- 0	AWAY	0- 1	0- 0	2- 2				
1- 0	0- 0	0- 0	NEUTRAL	0- 0	0- 0	1- 0				
12- 1	0- 0	0- 0	CONFERENCE	0- 0	2- 0	10- 1				
7- 0	0- 0	0- 0	HOME	0- 0	1- 0	6- 0				
5- 1	0- 0	0- 0	AWAY	0- 0	1- 0	4- 1				
0- 0	0- 0	0- 0	NEUTRAL	0- 0	0- 0	0- 0				

RPI S	Opponent	Score	RPI S	Opponent	Score	RPI S	Opponent	Score	RPI S	Opponent	Score	Team's RPI: 160
						81	H San Diego	49 62	129	H North Dakota	69 61	
						99	A Gonzaga	52 65	135	A Idaho	62 59	
									164	H Northern Colo.	66 58	
									170	A Sacramento St.	80 79	
									170	H Sacramento St.	116 99	
									187	A Eastern Wash.	69 81	
									196	A Cal Poly	57 66	
									215	H Montana	61 52	
									241	A Wyoming	69 75	
									261	A Seattle	80 51	
									277	A Northern Ariz.	83 72	
									277	H Northern Ariz.	86 77	
									286	H Portland	86 57	
									319	A Portland St.	106 59	
									319	H Portland St.	74 64	
									323	N Evansville	81 55	
									329	A Southern Utah	87 66	
									329	H Southern Utah	86 59	
									331	A Nevada	66 53	
									339	H Cal St. Fullerton	89 66	
LAST 12 Division I GAMES:												
329	A	Southern Utah	87	66	187	A	Eastern Wash.	69	81			
277	A	Northern Ariz.	83	72	164	H	Northern Colo.	66	58			
170	H	Sacramento St.	116	99	129	H	North Dakota	69	61			
319	H	Portland St.	74	64	319	A	Portland St.	106	59			
215	H	Montana	61	52	170	A	Sacramento St.	80	79			
135	A	Idaho	62	59	277	H	Northern Ariz.	86	77			

Non-Div I Games: Montana Western 74 36 Carroll (MT) 74 34

Montana St.

Average RPI Win:	307	WON-LOST	WINNING	LAST 10	STRENGTH OF	OPP. STRENGTH	TEAM	ADJ.	CONF.	ADJ CONF.
Average RPI Loss:	184	RECORD	PCT. RANK	GAMES	SCHEDULE	OF SCHEDULE	RPI	RPI	RPI	RPI
DIV. I ONLY	7- 18	280	3- 7	298	280	301	301	24	24	
DIV. I NON-CONF.	4- 8	234	0- 0	286	314	270	270	23	23	
TOTALS	RPI 1-25	RPI 26-50	W-L RECORDS	RPI 51-100	RPI 101-150	RPI 150+				
7- 18	0- 1	0- 1	OVERALL	0- 1	0- 4	7- 11				
4- 6	0- 0	0- 0	HOME	0- 1	0- 2	4- 3				
3- 12	0- 0	0- 0	AWAY	0- 0	0- 0	3- 0				
0- 0	0- 0	0- 0	NEUTRAL	0- 0	0- 0	0- 0				
4- 8	0- 1	0- 1	NON-CONFERENCE	0- 0	0- 2	4- 4				
2- 2	0- 0	0- 0	HOME	0- 0	0- 1	2- 1				
2- 6	0- 1	0- 1	AWAY	0- 0	0- 1	2- 3				
0- 0	0- 0	0- 0	NEUTRAL	0- 0	0- 0	0- 0				
3- 10	0- 0	0- 0	CONFERENCE	0- 1	0- 2	3- 7				
2- 4	0- 0	0- 0	HOME	0- 1	0- 1	2- 2				
1- 6	0- 0	0- 0	AWAY	0- 0	0- 1	1- 5				
0- 0	0- 0	0- 0	NEUTRAL	0- 0	0- 0	0- 0				

RPI 1-25				RPI 26-50				RPI 51-100				RPI 101+ Team's RPI: 301			
RPI	S	Opponent	Score	RPI	S	Opponent	Score	RPI	S	Opponent	Score	RPI	S	Opponent	Score
14	A	Kentucky	57 112	36	A	West Virginia	56 94	94	H	UT Martin	67 85	102	A	Belmont	71 99
												102	H	Belmont	74 89
												141	A	Southern Ill.	69 102
												144	H	Marshall	101 104
												163	A	SIUE	81 90
												186	A	Eastern Ky.	93 100
												200	H	Southeast Mo. St.	79 89
												211	H	USC Upstate	72 86
												255	A	UC Santa Barbara	78 93
												259	A	Miami (OH)	57 59
												262	A	Murray St.	79 83
												264	A	Tennessee St.	76 78
												270	H	Austin Peay	75 96
												274	A	Georgia St.	99 90
												276	A	Tennessee Tech	69 77
												276	H	Tennessee Tech	75 71
												283	H	Jacksonville St.	67 63
												297	H	Kennesaw St.	83 77
												335	A	Lipscomb	92 77
												336	A	Chicago St.	71 75
												340	A	Eastern Ill.	85 77
												345	H	Alabama A&M	112 69
LAST 12 Division I GAMES:															
276	A	Tennessee Tech	69 77	283	H	Jacksonville St.	67 63	270	H	Austin Peay	75 96				
102	H	Belmont	74 89	340	A	Eastern Ill.	85 77	163	A	SIUE	81 90				
264	A	Tennessee St.	76 78	94	H	UT Martin	67 85	200	H	Southeast Mo. St.	79 89				
102	A	Belmont	71 99												
186	A	Eastern Ky.	93 100												
276	H	Tennessee Tech	75 71												

Non-Div I Games: Ky. Christian 121 91 Mt. St. Joseph 117 53

Morehead St.

■ Loss, 
 ■ Non-Conf, 
 ■ S Site, 
 ■ Home 
 ■ A Away 
 N Neutral

Average RPI Win:	290	WON-LOST	WINNING	LAST 10	STRENGTH OF	OPP. STRENGTH	TEAM	ADJ.	CONF.	ADJ CONF.
Average RPI Loss:	153	RECORD	PCT. RANK	GAMES	SCHEDULE	OF SCHEDULE	RPI	RPI	RPI	RPI
DIV. I ONLY	10- 13	214	8- 2	227	326	227	227	31	31	
DIV. I NON-CONF.	1- 10	330	1- 1	22	279	250	250	30	30	
TOTALS	RPI 1-25	RPI 26-50	W-L RECORDS	RPI 51-100	RPI 101-150	RPI 150+				
10- 13	0- 1	0- 2	OVERALL	1- 0	0- 2	9- 8				
5- 3	0- 0	0- 0	HOME	1- 0	0- 0	4- 3				
5- 8	0- 0	0- 0	AWAY	0- 0	0- 0	5- 1				
0- 2	0- 0	0- 1	NEUTRAL	0- 0	0- 0	0- 1				
1- 10	0- 1	0- 2	NON-CONFERENCE	1- 0	0- 2	0- 5				
1- 2	0- 0	0- 0	HOME	1- 0	0- 0	0- 2				
0- 6	0- 1	0- 1	AWAY	0- 0	0- 2	0- 2				
0- 2	0- 0	0- 1	NEUTRAL	0- 0	0- 0	0- 1				
9- 3	0- 0	0- 0	CONFERENCE	0- 0	0- 0	9- 3				
4- 1	0- 0	0- 0	HOME	0- 0	0- 0	4- 1				
5- 2	0- 0	0- 0	AWAY	0- 0	0- 0	5- 2				
0- 0	0- 0	0- 0	NEUTRAL	0- 0	0- 0	0- 0				

RPI 1-25				RPI 26-50				RPI 51-100				RPI 101+ Team's RPI: 227			
RPI	S	Opponent	Score	RPI	S	Opponent	Score	RPI	S	Opponent	Score	RPI	S	Opponent	Score
17	A	Syracuse	61 90	37	A	James Madison	31 92	85	H	Bucknell	64 50	119	A	Virginia Tech	33 73
				46	N	Colorado St.	36 54					137	A	Stony Brook	42 46
												151	A	Hampton	47 60
												151	H	Hampton	51 65
												162	H	UMBC	46 65
												194	A	Robert Morris	44 76
												201	A	Brown	45 72
												223	N	Siena	46 69
												254	A	Bethune-Cookman	48 63
												272	H	Coppin St.	72 51
												292	A	Florida A&M	67 62
												294	A	UMES	77 69
												298	A	Savannah St.	66 60
												300	H	UMKC	50 59
												306	A	South Carolina St.	62 56
												327	H	Howard	78 66
												330	H	Delaware St.	56 49
												346	A	Norfolk St.	59 56
												346	H	Norfolk St.	67 58
LAST 12 Division I GAMES:															
151	A	Hampton	47 60	254	A	Bethune-Cookman	48 63								
346	A	Norfolk St.	59 56	292	A	Florida A&M	67 62								
306	A	South Carolina St.	62 56	294	A	UMES	77 69								
298	A	Savannah St.	66 60	330	H	Delaware St.	56 49								
272	H	Coppin St.	72 51	300	H	UMKC	50 59								
327	H	Howard	78 66	85	H	Bucknell	64 50								

Non-Div I Games: Washington Adventis74 36

Morgan St.

■ Loss, 
 ■ Non-Conf, 
 ■ S Site, 
 ■ Home 
 ■ A Away 
 N Neutral

Average RPI Win:	319	WON-LOST	WINNING	LAST 10	STRENGTH OF	OPP. STRENGTH	TEAM	ADJ.	CONF.	ADJ CONF.
Average RPI Loss:	240	RECORD	PCT. RANK	GAMES	SCHEDULE	OF SCHEDULE	RPI	RPI	RPI	RPI
DIV. I ONLY	7- 18	280	3- 7	338	349	337	337	30	30	
DIV. I NON-CONF.	2- 9	296	0- 0	314	337	327	327	32	32	
TOTALS	RPI 1-25	RPI 26-50	W-L RECORDS	RPI 51-100	RPI 101-150	RPI 150+				
7- 18	0- 0	0- 0	OVERALL	0- 1	0- 2	7- 15				
4- 8	0- 0	0- 0	HOME	0- 0	0- 0	4- 8				
3- 10	0- 0	0- 0	AWAY	0- 0	0- 0	3- 3				
0- 0	0- 0	0- 0	NEUTRAL	0- 0	0- 0	0- 0				
2- 9	0- 0	0- 0	NON-CONFERENCE	0- 1	0- 2	2- 6				
0- 4	0- 0	0- 0	HOME	0- 0	0- 0	0- 4				
2- 5	0- 0	0- 0	AWAY	0- 1	0- 2	2- 2				
0- 0	0- 0	0- 0	NEUTRAL	0- 0	0- 0	0- 0				
5- 9	0- 0	0- 0	CONFERENCE	0- 0	0- 0	5- 9				
4- 4	0- 0	0- 0	HOME	0- 0	0- 0	4- 4				
1- 5	0- 0	0- 0	AWAY	0- 0	0- 0	1- 5				
0- 0	0- 0	0- 0	NEUTRAL	0- 0	0- 0	0- 0				

RPI 1-25			RPI 26-50			RPI 51-100				RPI 101+			Team's RPI: 337		
RPI	S	Opponent	Score	RPI	S	Opponent	Score	RPI	S	Opponent	Score	RPI	S	Opponent	Score
								85	A	Bucknell	45 71	119	A	Virginia Tech	42 59
												121	A	Pittsburgh	57 74
												194	A	Robert Morris	56 61
												194	H	Robert Morris	67 74
												218	H	William & Mary	74 76
												237	H	Bryant	59 70
												240	A	Sacred Heart	58 61
												250	H	Loyola Maryland	63 65
												263	A	Saint Francis (PA)	57 87
												263	H	Saint Francis (PA)	64 73
												267	H	Central Conn. St.	54 48
												272	A	Coppin St.	55 66
												279	A	Campbell	53 62
												294	A	UMES	57 50
												302	H	Niagara	51 53
												310	A	Fairleigh Dickinson	53 66
												310	H	Fairleigh Dickinson	71 55
												326	A	LIU Brooklyn	50 53
												326	H	LIU Brooklyn	51 61
												327	H	Howard	49 62
												330	A	Delaware St.	54 41
												341	H	St. Francis Brooklyn	66 56
												344	A	Wagner	59 50
												344	H	Wagner	64 55
LAST 12 Division I GAMES:															
310	H	Fairleigh Dickinson	71 55	240	A	Sacred Heart	58 61	310	A	Fairleigh Dickinson	53 66	344	A	Wagner	59 50
263	H	Saint Francis (PA)	64 73	194	A	Robert Morris	56 61	263	A	Saint Francis (PA)	57 87	344	H	Wagner	64 55
344	A	Wagner	59 50	237	H	Bryant	59 70	267	H	Central Conn. St.	54 48				
326	A	LIU Brooklyn	50 53												
194	H	Robert Morris	67 74												
344	H	Wagner	64 55												

Non-Div I Games:

Mt. St. Mary's

Average RPI Win: <b>284</b>		WON-LOST	WINNING	LAST 10	STRENGTH OF	OPP. STRENGTH	TEAM	ADJ.	CONF.	ADJ CONF.
Average RPI Loss: <b>176</b>		RECORD	PCT. RANK	GAMES	SCHEDULE	OF SCHEDULE	RPI	RPI	RPI	RPI
DIV. I ONLY		<b>9- 14</b>	<b>237</b>	<b>5- 5</b>	<b>285</b>	<b>291</b>	<b>262</b>	<b>262</b>	<b>24</b>	<b>24</b>
DIV. I NON-CONF.		<b>2- 7</b>	<b>280</b>	<b>0- 0</b>	<b>234</b>	<b>331</b>	<b>266</b>	<b>266</b>	<b>23</b>	<b>23</b>
TOTALS	RPI 1-25		RPI 26-50		W-L RECORDS	RPI 51-100	RPI 101-150		RPI 150+	
9- 14	0- 1		0- 0		OVERALL	0- 1	0- 5		9- 7	
5- 4	0- 0		0- 0		HOME	0- 0	0- 2		5- 2	
4- 10	0- 1		0- 0		AWAY	0- 1	0- 3		4- 5	
0- 0	0- 0		0- 0		NEUTRAL	0- 0	0- 0		0- 0	
2- 7	0- 1		0- 0		NON-CONFERENCE	0- 0	0- 4		2- 2	
0- 2	0- 0		0- 0		HOME	0- 0	0- 2		0- 0	
2- 5	0- 1		0- 0		AWAY	0- 0	0- 2		2- 2	
0- 0	0- 0		0- 0		NEUTRAL	0- 0	0- 0		0- 0	
7- 7	0- 0		0- 0		CONFERENCE	0- 1	0- 1		7- 5	
5- 2	0- 0		0- 0		HOME	0- 0	0- 0		5- 2	
2- 5	0- 0		0- 0		AWAY	0- 1	0- 1		2- 3	
0- 0	0- 0		0- 0		NEUTRAL	0- 0	0- 0		0- 0	

[illegible]

Non-Div I Games:	Blue Mountain	89	64	Oakland City	91	75
------------------	---------------	----	----	--------------	----	----

Murray St.

■ Loss, ■ Non-Conf, S Site, H Home A Away N Neutral

Average RPI Win:	312	WON-LOST	WINNING	LAST 10	STRENGTH OF	OPP. STRENGTH	TEAM	ADJ.	CONF.	ADJ CONF.
Average RPI Loss:	171	RECORD	PCT. RANK	GAMES	SCHEDULE	OF SCHEDULE	RPI	RPI	RPI	RPI
DIV. I ONLY	11- 10	159	8- 2	321	320	249	249	31	31	
DIV. I NON-CONF.	2- 7	280	0- 1	140	168	247	247	30	30	
TOTALS	RPI 1-25	RPI 26-50	W-L RECORDS	RPI 51-100	RPI 101-150	RPI 150+				
11- 10	0- 2	0- 0	OVERALL	0- 2	0- 0	11- 6				
5- 4	0- 0	0- 0	HOME	0- 2	0- 0	5- 2				
4- 5	0- 1	0- 0	AWAY	0- 0	0- 0	4- 4				
2- 1	0- 1	0- 0	NEUTRAL	0- 0	0- 0	2- 0				
2- 7	0- 2	0- 0	NON-CONFERENCE	0- 2	0- 0	2- 3				
0- 2	0- 0	0- 0	HOME	0- 2	0- 0	0- 0				
0- 4	0- 1	0- 0	AWAY	0- 0	0- 0	0- 3				
2- 1	0- 1	0- 0	NEUTRAL	0- 0	0- 0	2- 0				
9- 3	0- 0	0- 0	CONFERENCE	0- 0	0- 0	9- 3				
5- 2	0- 0	0- 0	HOME	0- 0	0- 0	5- 2				
4- 1	0- 0	0- 0	AWAY	0- 0	0- 0	4- 1				
0- 0	0- 0	0- 0	NEUTRAL	0- 0	0- 0	0- 0				

RPI S	Opponent	Score	RPI S	Opponent	Score	RPI S	Opponent	Score	RPI S	Opponent	Score	Team's RPI: 249
5	A Ohio St.	56 89				62	H FGCU	36 60	151	H Hampton	52 55	
22	N Duquesne	67 81				96	H VCU	49 64	232	A Navy	48 52	
									254	H Bethune-Cookman	68 55	
									272	A Coppin St.	59 65	
									279	A Campbell	55 56	
									292	H Florida A&M	80 51	
									293	A Wichita St.	53 55	
									294	H UMES	50 56	
									298	A Savannah St.	69 59	
									298	H Savannah St.	60 31	
									306	A South Carolina St.	57 54	
									307	N North Dakota St.	72 64	
									327	H Howard	88 70	
									329	N Southern Utah	78 65	
									330	A Delaware St.	84 64	
									346	H Norfolk St.	64 53	
									349	A N.C. Central	76 54	
LAST 12 Division I GAMES:												
254	H Bethune-Cookman	68 55	346	H Norfolk St.	64 53							
292	H Florida A&M	80 51	151	H Hampton	52 55							
349	A N.C. Central	76 54	306	A South Carolina St.	57 54							
298	H Savannah St.	60 31	298	A Savannah St.	69 59							
330	A Delaware St.	84 64	96	H VCU	49 64							
272	A Coppin St.	59 65	293	A Wichita St.	53 55							

Non-Div I Games: Pfeiffer 74 55 North Greenville 64 37

N.C. A&amp;T

Loss, Non-Conf, S Site, H Home A Away N Neutral

N.C. Central

Through Games Of Feb. 18, 2016

Average RPI Win:	286	WON-LOST	WINNING	LAST 10	STRENGTH OF	OPP. STRENGTH	TEAM	ADJ.	CONF.	ADJ CONF.
Average RPI Loss:	256	RECORD	PCT. RANK	GAMES	SCHEDULE	OF SCHEDULE	RPI	RPI	RPI	RPI
DIV. I ONLY	3- 19	335	1- 8	343	345	349	349	31	31	
DIV. I NON-CONF.	1- 9	325	1- 0	320	324	347	347	30	30	
TOTALS	RPI 1-25	RPI 26-50	W-L RECORDS	RPI 51-100	RPI 101-150	RPI 150+				
3- 19	0- 0	0- 0	OVERALL	0- 2	0- 0	3- 17				
3- 6	0- 0	0- 0	HOME	0- 0	0- 0	3- 6				
0- 13	0- 0	0- 0	AWAY	0- 2	0- 0	0- 11				
0- 0	0- 0	0- 0	NEUTRAL	0- 0	0- 0	0- 0				
1- 9	0- 0	0- 0	NON-CONFERENCE	0- 2	0- 0	1- 7				
1- 1	0- 0	0- 0	HOME	0- 0	0- 0	1- 1				
0- 8	0- 0	0- 0	AWAY	0- 2	0- 0	0- 6				
0- 0	0- 0	0- 0	NEUTRAL	0- 0	0- 0	0- 0				
2- 10	0- 0	0- 0	CONFERENCE	0- 0	0- 0	2- 10				
2- 5	0- 0	0- 0	HOME	0- 0	0- 0	2- 5				
0- 5	0- 0	0- 0	AWAY	0- 0	0- 0	0- 5				
0- 0	0- 0	0- 0	NEUTRAL	0- 0	0- 0	0- 0				

RPI 1-25			RPI 26-50			RPI 51-100			RPI 101+ Team's RPI: 349		
RPI	S	Opponent	Score	RPI	S	Opponent	Score	RPI	S	Opponent	Score
								69	A	Nebraska	47 88
								84	A	Charlotte	52 67
								151	H	Hampton	42 76
								211	A	USC Upstate	46 68
								219	H	Furman	66 61
								222	A	Presbyterian	50 60
								249	H	N.C. A&T	54 76
								254	H	Bethune-Cookman	46 63
								272	A	Coppin St.	46 63
								279	H	Campbell	48 57
								288	A	UNCG	56 103
								292	A	Florida A&M	45 55
								292	H	Florida A&M	54 69
								294	H	UMES	49 46
								298	A	Savannah St.	39 57
								306	A	South Carolina St.	51 58
								309	A	Wofford	37 60
								311	A	Winthrop	39 62
								324	A	Longwood	49 60
								327	H	Howard	61 68
								330	A	Delaware St.	56 66
								346	H	Norfolk St.	63 62
LAST 12 Division I GAMES:											
272	A	Coppin St.	46 63	151	H	Hampton	42 76				
292	H	Florida A&M	54 69	346	H	Norfolk St.	63 62				
254	H	Bethune-Cookman	46 63	298	A	Savannah St.	39 57				
249	H	N.C. A&T	54 76	306	A	South Carolina St.	51 58				
292	A	Florida A&M	45 55	219	H	Furman	66 61				
330	A	Delaware St.	56 66	288	A	UNCG	56 103				

Non-Div I Games: Johnson & Wales (NC68 58

N.C. Central

Loss, Non-Conf, S Site, H Home A Away N Neutral



NJIT				STRENGTH OF SCHEDULE	OPP. STRENGTH OF SCHEDULE	TEAM RPI	ADJ. RPI	CONF. RPI	ADJ CONF. RPI
Average RPI Win:	331	WON-LOST RECORD	WINNING PCT. RANK						
Average RPI Loss:	206		LAST 10 GAMES						
DIV. I ONLY	2- 22	344	1- 9	271	317	342	342	29	29
DIV. I NON-CONF.	1- 12	337	0- 1	263	329	339	339	27	27
-----									
TOTALS	RPI 1-25	RPI 26-50	W-L RECORDS	RPI 51-100	RPI 101-150	RPI 150+			
2- 22	0- 0	0- 0	OVERALL	0- 5	0- 2	2- 15			
1- 12	0- 0	0- 0	HOME	0- 2	0- 1	1- 9			
1- 10	0- 0	0- 0	AWAY	0- 3	0- 1	1- 6			
0- 0	0- 0	0- 0	NEUTRAL	0- 0	0- 0	0- 0			
1- 12	0- 0	0- 0	NON-CONFERENCE	0- 3	0- 1	1- 8			
0- 6	0- 0	0- 0	HOME	0- 1	0- 0	0- 5			
1- 6	0- 0	0- 0	AWAY	0- 2	0- 1	1- 3			
0- 0	0- 0	0- 0	NEUTRAL	0- 0	0- 0	0- 0			
1- 10	0- 0	0- 0	CONFERENCE	0- 2	0- 1	1- 7			
1- 6	0- 0	0- 0	HOME	0- 1	0- 1	1- 4			
0- 4	0- 0	0- 0	AWAY	0- 1	0- 0	0- 3			
0- 0	0- 0	0- 0	NEUTRAL	0- 0	0- 0	0- 0			

RPI 1-25			RPI 26-50			RPI 51-100			RPI 101+ Team's RPI: 342		
RPI	S	Opponent	Score	RPI	S	Opponent	Score	RPI	S	Opponent	Score
								62	A	FGCU	37 70
								62	H	FGCU	32 53
								70	H	Army West Point	35 71
								79	A	Minnesota	50 83
								93	A	Virginia	54 81
	</										

Non-Div I Games: St. Joseph (VT) 71 50 St. Joseph's (Brklnr78 41

NJIT

Average RPI Win: <b>274</b>	WON-LOST	WINNING	LAST 10	STRENGTH OF	OPP. STRENGTH	TEAM	ADJ.	CONF.	ADJ CONF.
Average RPI Loss: <b>173</b>	RECORD	PCT. RANK	GAMES	SCHEDULE	OF SCHEDULE	RPI	RPI	RPI	RPI
DIV. I ONLY	13- 11	146	6- 4	294	311	232	232	26	26
DIV. I NON-CONF.	5- 5	160	0- 0	213	275	206	206	28	28
TOTALS	RPI 1-25	RPI 26-50	W-L RECORDS	RPI 51-100	RPI 101-150	RPI 150+			
13- 11	0- 0	0- 2	OVERALL	1- 3	0- 0	12- 6			
9- 4	0- 0	0- 1	HOME	1- 1	0- 0	8- 2			
4- 6	0- 0	0- 1	AWAY	0- 1	0- 0	4- 4			
0- 1	0- 0	0- 0	NEUTRAL	0- 1	0- 0	0- 0			
5- 5	0- 0	0- 2	NON-CONFERENCE	1- 1	0- 0	4- 2			
4- 2	0- 0	0- 1	HOME	1- 0	0- 0	3- 1			
1- 3	0- 0	0- 1	AWAY	0- 1	0- 0	1- 1			
0- 0	0- 0	0- 0	NEUTRAL	0- 0	0- 0	0- 0			
8- 6	0- 0	0- 0	CONFERENCE	0- 2	0- 0	8- 4			
5- 2	0- 0	0- 0	HOME	0- 1	0- 0	5- 1			
3- 3	0- 0	0- 0	AWAY	0- 0	0- 0	3- 3			
0- 1	0- 0	0- 0	NEUTRAL	0- 1	0- 0	0- 0			

RPI S	Opponent	Score	RPI S	Opponent	Score	RPI S	Opponent	Score	RPI S	Opponent	Score	Team's RPI: 232
34	A Penn	43 57	67	A Hofstra	63 65	212	A Kansas	54 61				
46	H Colorado St.	73 82	70	N Army West Point	38 75	223	H Siena	59 58				
			85	H Bucknell	41 51	225	A Lehigh	62 54				
			89	H Elon	73 70	225	H Lehigh	48 51				
						243	A Holy Cross	49 57				
						243	H Holy Cross	50 49				
						249	H N.C. A&T	52 48				
						250	A Loyola Maryland	38 51				
						250	H Loyola Maryland	45 38				
						304	A Colgate	62 58				
						304	H Colgate	51 41				
						326	H LIU Brooklyn	66 68				
						328	A Lafayette	65 58				
						328	H Lafayette	64 48				
						334	A Saint Peter's	50 39				
						343	H Air Force	64 46				
						347	A Boston U.	49 51				
						347	H Boston U.	67 56				
LAST 12 Division I GAMES:												
225	A Lehigh	62 54	70	N Army West Point	38 75							
328	H Lafayette	64 48	225	H Lehigh	48 51							
250	H Loyola Maryland	45 38	328	A Lafayette	65 58							
304	A Colgate	62 58	250	A Loyola Maryland	38 51							
347	A Boston U.	49 51	304	H Colgate	51 41							
243	H Holy Cross	50 49	347	H Boston U.	67 56							

Non-Div I Games: Johns Hopkins 77 45

Navy

## Nebraska

Through Games Of Feb. 18, 2016

Average RPI Win:	165	WON-LOST	WINNING	LAST 10	STRENGTH OF	OPP. STRENGTH	TEAM	ADJ.	CONF.	ADJ CONF.
Average RPI Loss:	48	RECORD	PCT. RANK	GAMES	SCHEDULE	OF SCHEDULE	RPI	RPI	RPI	RPI
DIV. I ONLY	17- 9	86	6- 4	105	28	69	69	4	4	
DIV. I NON-CONF.	9- 2	37	0- 0	265	124	98	98	4	4	
TOTALS	RPI 1-25	RPI 26-50	W-L RECORDS	RPI 51-100	RPI 101-150	RPI 150+				
17- 9	0- 3	3- 1	OVERALL	3- 4	3- 1	8- 0				
14- 1	0- 0	3- 0	HOME	1- 1	2- 0	8- 0				
3- 8	0- 3	0- 1	AWAY	2- 3	1- 1	0- 0				
0- 0	0- 0	0- 0	NEUTRAL	0- 0	0- 0	0- 0				
9- 2	0- 1	2- 0	NON-CONFERENCE	0- 1	1- 0	6- 0				
9- 0	0- 0	2- 0	HOME	0- 0	1- 0	6- 0				
0- 2	0- 1	0- 0	AWAY	0- 1	0- 0	0- 0				
0- 0	0- 0	0- 0	NEUTRAL	0- 0	0- 0	0- 0				
8- 7	0- 2	1- 1	CONFERENCE	3- 3	2- 1	2- 0				
5- 1	0- 0	1- 0	HOME	1- 1	1- 0	2- 0				
3- 6	0- 2	0- 1	AWAY	2- 2	1- 1	0- 0				
0- 0	0- 0	0- 0	NEUTRAL	0- 0	0- 0	0- 0				

RPI 1-25				RPI 26-50				RPI 51-100				RPI 101+			
RPI	S	Opponent	Score	RPI	S	Opponent	Score	RPI	S	Opponent	Score	RPI	S	Opponent	Score
3	A	UConn	46 88	26	H	Michigan St.	73 66	51	A	Rutgers	56 66	107	A	Northwestern	62 85
5	A	Ohio St.	70 96	43	H	Arkansas St.	79 71	51	H	Rutgers	65 54	126	A	Penn St.	83 78
12	A	Maryland	50 89	44	A	Indiana	47 59	55	H	Iowa	68 74	126	H	Penn St.	87 69
				47	H	North Carolina St.	88 67	64	A	Purdue	62 61	142	H	Creighton	65 63
								66	A	Michigan	93 81	157	H	Illinois	73 57
								76	A	California	80 87	171	H	Wisconsin	75 62
								79	A	Minnesota	73 110	180	H	Southern U.	89 38
												277	H	Northern Ariz.	90 67
												321	H	North Florida	91 46
												323	H	Evansville	85 40
												338	H	Ark.-Pine Bluff	96 46
												349	H	N.C. Central	88 47
LAST 12 Division I GAMES:															
5	A	Ohio St.	70 96	171	H	Wisconsin	75 62								
26	H	Michigan St.	73 66	66	A	Michigan	93 81								
79	A	Minnesota	73 110	64	A	Purdue	62 61								
44	A	Indiana	47 59	51	H	Rutgers	65 54								
126	H	Penn St.	87 69	126	A	Penn St.	83 78								
51	A	Rutgers	56 66	157	H	Illinois	73 57								

Non-Div I Games:

Nebraska

■ Loss, 
 ■ Non-Conf, 
 ■ S Site, 
 ■ H Home 
 ■ A Away 
 N Neutral

Average RPI Win: <b>278</b>	WON-LOST	WINNING	LAST 10	STRENGTH OF	OPP. STRENGTH	TEAM	ADJ.	CONF.	ADJ CONF.
Average RPI Loss: <b>173</b>	RECORD	PCT. RANK	GAMES	SCHEDULE	OF SCHEDULE	RPI	RPI	RPI	RPI
DIV. I ONLY	3- 20	336	3- 7	232	233	331	331	19	19
DIV. I NON-CONF.	0- 10	338	0- 0	193	240	336	336	20	20
TOTALS	RPI 1-25	RPI 26-50	W-L RECORDS	RPI 51-100	RPI 101-150	RPI 150+			
3- 20	0- 0	0- 1	OVERALL	0- 3	0- 4	3- 12			
2- 10	0- 0	0- 1	HOME	0- 2	0- 2	2- 5			
1- 8	0- 0	0- 0	AWAY	0- 0	0- 2	1- 6			
0- 2	0- 0	0- 0	NEUTRAL	0- 1	0- 0	0- 1			
0- 10	0- 0	0- 0	NON-CONFERENCE	0- 3	0- 1	0- 6			
0- 5	0- 0	0- 0	HOME	0- 2	0- 1	0- 2			
0- 3	0- 0	0- 0	AWAY	0- 0	0- 0	0- 3			
0- 2	0- 0	0- 0	NEUTRAL	0- 1	0- 0	0- 1			
3- 10	0- 0	0- 1	CONFERENCE	0- 0	0- 3	3- 6			
2- 5	0- 0	0- 1	HOME	0- 0	0- 1	2- 3			
1- 5	0- 0	0- 0	AWAY	0- 0	0- 2	1- 3			
0- 0	0- 0	0- 0	NEUTRAL	0- 0	0- 0	0- 0			

RPI 1-25	RPI 26-50	RPI 51-100	RPI 101+	Team's RPI: 331
RPI S Opponent Score	RPI S Opponent Score	RPI S Opponent Score	RPI S Opponent Score	Score
	46  Colorado St. 37  64	73  Middle Tenn. 46  90	101  San Francisco 62  70	
		74 N Washington St. 57  70	138  Fresno St. 56  65	
		81  San Diego 47  84	138  Fresno St. 59  67	
			147  Boise St. 58  66	
			160  Montana St. 53  66	
			167  Pacific 52  74	
			172  New Mexico 47  51	
			184  San Jose St. 63  76	
			187  UNLV 59  65	
			203  Utah St. 66  79	
			213  Ill.-Chicago 55  70	
			216  Utah Valley 65  73	
			238 N Loyola Marymount 58  69	
			241  Wyoming 53  68	
			241  Wyoming 68 65	
			251  San Diego St. 70 64	
			332  UC Irvine 64  68	
			343  Air Force 53  59	
			343  Air Force 68 57	
LAST 12 Division I GAMES:				
184  San Jose St. 63  76	187  UNLV 59  65			
138  Fresno St. 56  65	241  Wyoming 68 65			
343  Air Force 53  59	147  Boise St. 58  66			
46  Colorado St. 37  64	343  Air Force 68 57			
203  Utah St. 66  79	138  Fresno St. 59  67			
251  San Diego St. 70 64	241  Wyoming 53  68			

Non-Div I Games: San Fran. St. 57 51

Nevada

## New Hampshire

Through Games Of Feb. 18, 2016

Average RPI Win:	258	WON-LOST	WINNING	LAST 10	STRENGTH OF	OPP. STRENGTH	TEAM	ADJ.	CONF.	ADJ CONF.
Average RPI Loss:	146	RECORD	PCT. RANK	GAMES	SCHEDULE	OF SCHEDULE	RPI	RPI	RPI	RPI
DIV. I ONLY	9- 16	253	4- 6	181	235	239	239	15	15	
DIV. I NON-CONF.	5- 7	198	0- 0	237	277	216	216	18	18	
TOTALS	RPI 1-25	RPI 26-50	W-L RECORDS	RPI 51-100	RPI 101-150	RPI 150+				
9- 16	0- 0	0- 3	OVERALL	0- 2	1- 3	8- 8				
5- 6	0- 0	0- 2	HOME	0- 1	1- 0	4- 3				
4- 10	0- 0	0- 0	AWAY	0- 0	0- 1	4- 1				
0- 0	0- 0	0- 0	NEUTRAL	0- 0	0- 0	0- 0				
5- 7	0- 0	0- 1	NON-CONFERENCE	0- 0	0- 2	5- 4				
2- 3	0- 0	0- 1	HOME	0- 0	0- 0	2- 2				
3- 4	0- 0	0- 0	AWAY	0- 0	0- 2	3- 2				
0- 0	0- 0	0- 0	NEUTRAL	0- 0	0- 0	0- 0				
4- 9	0- 0	0- 2	CONFERENCE	0- 2	1- 1	3- 4				
3- 3	0- 0	0- 1	HOME	0- 1	1- 0	2- 1				
1- 6	0- 0	0- 1	AWAY	0- 1	0- 1	1- 3				
0- 0	0- 0	0- 0	NEUTRAL	0- 0	0- 0	0- 0				

RPI S	Opponent	Score	RPI S	Opponent	Score	RPI S	Opponent	Score	RPI S	Opponent	Score	Team's RPI: 239
34	H Penn	60 67	80	A Maine	55 59	116	A North Carolina	60 65				
48	A Albany (NY)	48 85	80	H Maine	52 62	117	A Boston College	51 71				
48	H Albany (NY)	52 78				137	A Stony Brook	54 63				
						137	H Stony Brook	49 46				
						155	A Yale	46 63				
						162	H UMBC	55 65				
						169	H Northeastern	54 66				
						208	A Hartford	44 48				
						223	H Siena	53 57				
						229	H Manhattan	72 57				
						233	A Binghamton	50 51				
						233	H Binghamton	64 49				
						236	A Dartmouth	61 57				
						237	A Bryant	42 55				
						240	A Sacred Heart	81 69				
						267	A Central Conn. St.	64 50				
						289	A Vermont	63 83				
						318	A UMass Lowell	63 55				
						318	H UMass Lowell	65 61				
						347	H Boston U.	69 52				
LAST 12 Division I GAMES:												
318	A UMass Lowell	63 55	289	A Vermont	63 83							
137	H Stony Brook	49 46	208	A Hartford	44 48							
48	A Albany (NY)	48 85	318	H UMass Lowell	65 61							
80	A Maine	55 59	80	H Maine	52 62							
233	H Binghamton	64 49	137	A Stony Brook	54 63							
162	H UMBC	55 65	48	H Albany (NY)	52 78							

Non-Div I Games: Colby-Sawyer 72 41

New Hampshire

■ Loss, 
 ■ Non-Conf, 
 ■ S Site, 
 ■ Home 
 ■ A Away 
 N Neutral

Average RPI Win: <b>228</b>	WON-LOST	WINNING	LAST 10	STRENGTH OF	OPP. STRENGTH	TEAM	ADJ.	CONF.	ADJ CONF.
Average RPI Loss: <b>145</b>	RECORD	PCT. RANK	GAMES	SCHEDULE	OF SCHEDULE	RPI	RPI	RPI	RPI
DIV. I ONLY	13- 11	146	2- 3	177	215	172	172	19	19
DIV. I NON-CONF.	7- 4	110	0- 1	63	244	100	100	20	20
TOTALS	RPI 1-25	RPI 26-50	W-L RECORDS	RPI 51-100	RPI 101-150	RPI 150+			
13- 11	0- 1	0- 1	OVERALL	1- 2	1- 2	11- 5			
8- 5	0- 1	0- 0	HOME	0- 1	0- 2	8- 1			
5- 6	0- 0	0- 1	AWAY	1- 1	1- 0	3- 4			
0- 0	0- 0	0- 0	NEUTRAL	0- 0	0- 0	0- 0			
7- 4	0- 1	0- 1	NON-CONFERENCE	1- 2	0- 0	6- 0			
5- 2	0- 1	0- 0	HOME	0- 1	0- 0	5- 0			
2- 2	0- 0	0- 1	AWAY	1- 1	0- 0	1- 0			
0- 0	0- 0	0- 0	NEUTRAL	0- 0	0- 0	0- 0			
6- 7	0- 0	0- 0	CONFERENCE	0- 0	1- 2	5- 5			
3- 3	0- 0	0- 0	HOME	0- 0	0- 2	3- 1			
3- 4	0- 0	0- 0	AWAY	0- 0	1- 0	2- 4			
0- 0	0- 0	0- 0	NEUTRAL	0- 0	0- 0	0- 0			

RPI 1-25				RPI 26-50				RPI 51-100				RPI 101+ Team's RPI: 172			
RPI	S	Opponent	Score	RPI	S	Opponent	Score	RPI	S	Opponent	Score	RPI	S	Opponent	Score
22	H	Duquesne	69 <b>78</b>	27	A	UTEP	62 <b>70</b>	79	A	Minnesota	72 53	138	H	Fresno St.	65 <b>69</b>
								95	A	New Mexico St.	59 <b>78</b>	147	A	Boise St.	70 60
								95	H	New Mexico St.	47 <b>52</b>	147	H	Boise St.	60 <b>81</b>
												154	A	SMU	63 58
												170	H	Sacramento St.	84 71
												184	A	San Jose St.	58 <b>59</b>
												184	H	San Jose St.	71 57
												187	A	UNLV	48 <b>57</b>
												187	H	UNLV	67 53
												203	A	Utah St.	56 <b>72</b>
												203	H	Utah St.	73 70
												241	A	Wyoming	48 <b>66</b>
												246	H	Houston Baptist	65 57
												251	H	San Diego St.	46 <b>51</b>
												268	H	Pepperdine	60 52
												320	H	Nicholls St.	83 43
												329	H	Southern Utah	70 48
												331	A	Nevada	51 47
												343	A	Air Force	63 33
LAST 12 Division I GAMES:															
22	H	Duquesne	69 <b>78</b>	147	H	Boise St.	60 <b>81</b>								
147	A	Boise St.	70 60	343	A	Air Force	63 33								
184	A	San Jose St.	58 <b>59</b>	184	H	San Jose St.	71 57								
203	H	Utah St.	73 70	241	A	Wyoming	48 <b>66</b>								
251	H	San Diego St.	46 <b>51</b>	187	H	UNLV	67 53								
187	A	UNLV	48 <b>57</b>	203	A	Utah St.	56 <b>72</b>								

Non-Div I Games:

New Mexico

■ Loss, 
 ■ Non-Conf, S Site, 
 ■ Home 
 ■ Away 
 N Neutral

Average RPI Win:	242	WON-LOST	WINNING	LAST 10	STRENGTH OF	OPP. STRENGTH	TEAM	ADJ.	CONF.	ADJ CONF.
Average RPI Loss:	71	RECORD	PCT. RANK	GAMES	SCHEDULE	OF SCHEDULE	RPI	RPI	RPI	RPI
DIV. I ONLY	20- 3	14	10- 0	317	174	95	95	25	25	
DIV. I NON-CONF.	9- 3	69	0- 0	278	78	121	121	25	25	
TOTALS	RPI 1-25	RPI 26-50	W-L RECORDS	RPI 51-100	RPI 101-150	RPI 150+				
20- 3	0- 0	0- 1	OVERALL	0- 1	1- 1	19- 0				
10- 1	0- 0	0- 1	HOME	0- 0	1- 0	9- 0				
9- 1	0- 0	0- 0	AWAY	0- 0	0- 1	9- 0				
1- 1	0- 0	0- 0	NEUTRAL	0- 1	0- 0	1- 0				
9- 3	0- 0	0- 1	NON-CONFERENCE	0- 1	1- 1	8- 0				
5- 1	0- 0	0- 1	HOME	0- 0	1- 0	4- 0				
3- 1	0- 0	0- 0	AWAY	0- 0	0- 1	3- 0				
1- 1	0- 0	0- 0	NEUTRAL	0- 1	0- 0	1- 0				
11- 0	0- 0	0- 0	CONFERENCE	0- 0	0- 0	11- 0				
5- 0	0- 0	0- 0	HOME	0- 0	0- 0	5- 0				
6- 0	0- 0	0- 0	AWAY	0- 0	0- 0	6- 0				
0- 0	0- 0	0- 0	NEUTRAL	0- 0	0- 0	0- 0				

RPI 1-25				RPI 26-50				RPI 51-100				Team's RPI: 95		RPI 101+			
RPI	S	Opponent	Score	RPI	S	Opponent	Score	RPI	S	Opponent	Score			RPI	S	Opponent	Score
				27	H	UTEP	65 71	75	N	Vanderbilt	45 71			111	A	Arizona	64 68
														127	H	Northwestern St.	65 54
														170	H	Sacramento St.	80 77
														172	A	New Mexico	52 47
														172	H	New Mexico	78 59
														184	A	San Jose St.	75 66
														195	A	UTRGV	68 57
														216	A	Utah Valley	59 53
														216	H	Utah Valley	73 68
														224	A	Grand Canyon	64 44
														224	H	Grand Canyon	60 58
														245	A	CSU Bakersfield	67 59
														245	H	CSU Bakersfield	86 63
														261	H	Seattle	69 54
														277	H	Northern Ariz.	87 53
														300	A	UMKC	68 62
														307	A	North Dakota St.	79 69
														312	N	A&M-Corpus Christi	70 51
														329	H	Southern Utah	74 60
														336	A	Chicago St.	70 60
														336	H	Chicago St.	76 63
LAST 12 Division I GAMES:																	
				245	A	CSU Bakersfield	67 59	261	H	Seattle	69 54						
				336	H	Chicago St.	76 63	336	A	Chicago St.	70 60						
				216	A	Utah Valley	59 53	300	A	UMKC	68 62						
				224	A	Grand Canyon	64 44	224	H	Grand Canyon	60 58						
				195	A	UTRGV	68 57	216	H	Utah Valley	73 68						
				245	H	CSU Bakersfield	86 63	312	N	A&M-Corpus Christi	70 51						

Non-Div I Games: Eastern N.M. 76 61 Western N.M. 68 39

New Mexico St.

Loss, Non-Conf, S Site, H Home A Away N Neutral

Average RPI Win:	299	WON-LOST	WINNING	LAST 10	STRENGTH OF	OPP. STRENGTH	TEAM	ADJ.	CONF.	ADJ CONF.
Average RPI Loss:	213	RECORD	PCT. RANK	GAMES	SCHEDULE	OF SCHEDULE	RPI	RPI	RPI	RPI
DIV. I ONLY	5- 15	291	3- 7	324	307	333	333	27	27	
DIV. I NON-CONF.	1- 6	311	0- 0	318	276	345	345	26	26	
TOTALS	RPI 1-25	RPI 26-50	W-L RECORDS	RPI 51-100	RPI 101-150	RPI 150+				
5- 15	0- 0	0- 0	OVERALL	0- 1	0- 3	5- 11				
4- 5	0- 0	0- 0	HOME	0- 0	0- 1	4- 4				
1- 9	0- 0	0- 0	AWAY	0- 0	0- 0	1- 1				
0- 1	0- 0	0- 0	NEUTRAL	0- 0	0- 0	0- 1				
1- 6	0- 0	0- 0	NON-CONFERENCE	0- 1	0- 1	1- 4				
1- 1	0- 0	0- 0	HOME	0- 0	0- 0	1- 1				
0- 4	0- 0	0- 0	AWAY	0- 1	0- 1	0- 2				
0- 1	0- 0	0- 0	NEUTRAL	0- 0	0- 0	0- 1				
4- 9	0- 0	0- 0	CONFERENCE	0- 0	0- 2	4- 7				
3- 4	0- 0	0- 0	HOME	0- 0	0- 1	3- 3				
1- 5	0- 0	0- 0	AWAY	0- 0	0- 1	1- 4				
0- 0	0- 0	0- 0	NEUTRAL	0- 0	0- 0	0- 0				

RPI S	Opponent	Score	RPI S	Opponent	Score	RPI S	Opponent	Score	RPI S	Opponent	Score	Team's RPI: 333
						92 A	TCU	36 85	109 A	Central Ark.	55 67	
									109 H	Central Ark.	44 59	
									131 A	Arkansas	41 73	
									161 A	Ole Miss	59 97	
									168 A	McNeese St.	63 92	
									168 H	McNeese St.	74 77	
									228 H	Stephen F. Austin	58 57	
									235 A	Sam Houston St.	52 64	
									246 H	Houston Baptist	51 71	
									282 A	Lamar	52 79	
									288 H	UNCG	79 81	
									292 N	Florida A&M	60 71	
									297 A	Kennesaw St.	53 60	
									305 H	Jackson St.	85 68	
									312 A	A&M-Corpus Christi	59 73	
									312 H	A&M-Corpus Christi	64 75	
									315 A	Southeastern La.	62 51	
									320 H	Nicholls St.	62 55	
									325 H	Incarnate Word	55 49	
LAST 12 Division I GAMES:												
315 A	Southeastern La.	62 51	312 A	A&M-Corpus Christi	59 73							
312 H	A&M-Corpus Christi	64 75	109 H	Central Ark.	44 59							
109 A	Central Ark.	55 67	246 H	Houston Baptist	51 71							
168 A	McNeese St.	63 92	228 H	Stephen F. Austin	58 57							
168 H	McNeese St.	74 77	235 A	Sam Houston St.	52 64							
320 H	Nicholls St.	62 55	325 H	Incarnate Word	55 49							

Non-Div I Games: LSU-Alexandria 93 75 Trinity Baptist 109 46

New Orleans

■ Loss, 
 ■ Non-Conf, S Site, 
 ■ Home 
 ■ Away 
 N Neutral



## Niagara

Through Games Of Feb. 18, 2016

Average RPI Win:	296	WON-LOST	WINNING	LAST 10	STRENGTH OF	OPP. STRENGTH	TEAM	ADJ.	CONF.	ADJ CONF.
Average RPI Loss:	170	RECORD	PCT. RANK	GAMES	SCHEDULE	OF SCHEDULE	RPI	RPI	RPI	RPI
DIV. I ONLY	6- 19	298	1- 9	260	246	302	302	23	23	
DIV. I NON-CONF.	2- 7	280	0- 0	251	217	293	293	24	24	
TOTALS	RPI 1-25	RPI 26-50	W-L RECORDS	RPI 51-100	RPI 101-150	RPI 150+				
6- 19	0- 0	0- 1	OVERALL	0- 0	0- 7	6- 11				
3- 9	0- 0	0- 0	HOME	0- 0	0- 4	3- 5				
3- 10	0- 0	0- 1	AWAY	0- 0	0- 3	3- 6				
0- 0	0- 0	0- 0	NEUTRAL	0- 0	0- 0	0- 0				
2- 7	0- 0	0- 1	NON-CONFERENCE	0- 0	0- 3	2- 3				
1- 3	0- 0	0- 0	HOME	0- 0	0- 2	1- 1				
1- 4	0- 0	0- 1	AWAY	0- 0	0- 1	1- 2				
0- 0	0- 0	0- 0	NEUTRAL	0- 0	0- 0	0- 0				
4- 12	0- 0	0- 0	CONFERENCE	0- 0	0- 4	4- 8				
2- 6	0- 0	0- 0	HOME	0- 0	0- 2	2- 4				
2- 6	0- 0	0- 0	AWAY	0- 0	0- 2	2- 4				
0- 0	0- 0	0- 0	NEUTRAL	0- 0	0- 0	0- 0				

RPI 1-25			RPI 26-50			RPI 51-100			RPI 101+			Team's RPI: 302
RPI	S	Opponent	Score	RPI	S	Opponent	Score	RPI	S	Opponent	Score	
				33	A	St. Bonaventure	55 67					
								103	H	Youngstown St.	54 71	
								105	A	Quinnipiac	52 70	
								105	H	Quinnipiac	54 61	
								115	A	Iona	46 73	
								115	H	Iona	52 73	
								136	A	Texas Tech	45 79	
								139	H	Buffalo	48 57	
								178	A	Detroit	75 80	
								179	A	Marist	50 63	
								179	H	Marist	68 82	
								193	A	Fairfield	43 61	
								193	H	Fairfield	56 55	
								205	H	Oakland	67 77	
								207	H	Canisius	66 68	
								223	H	Siena	51 59	
								229	A	Manhattan	62 80	
								236	A	Dartmouth	47 60	
								273	A	Monmouth	60 83	
								285	A	Rider	67 57	
								285	H	Rider	72 76	
								291	H	Cleveland St.	73 72	
								334	A	Saint Peter's	52 48	
								334	H	Saint Peter's	51 46	
								337	A	Mt. St. Mary's	53 51	
LAST 12 Division I GAMES:												
285	H	Rider	72 76	179	A	Marist	50 63					
179	H	Marist	68 82	115	A	Iona	46 73					
105	A	Quinnipiac	52 70	334	H	Saint Peter's	51 46					
193	A	Fairfield	43 61	105	H	Quinnipiac	54 61					
115	H	Iona	52 73	285	A	Rider	67 57					
207	H	Canisius	66 68	334	A	Saint Peter's	52 48					

Non-Div I Games:

Niagara

■ Loss, 
 ■ Non-Conf, 
 ■ S Site, 
 ■ H Home 
 ■ A Away 
 N Neutral

Average RPI Win:	257	WON-LOST	WINNING	LAST 10	STRENGTH OF	OPP. STRENGTH	TEAM	ADJ.	CONF.	ADJ CONF.
Average RPI Loss:	215	RECORD	PCT. RANK	GAMES	SCHEDULE	OF SCHEDULE	RPI	RPI	RPI	RPI
DIV. I ONLY	7- 15	270	2- 3	333	295	320	320	27	27	
DIV. I NON-CONF.	1- 8	320	1- 0	329	342	348	348	26	26	
TOTALS	RPI 1-25	RPI 26-50	W-L RECORDS	RPI 51-100	RPI 101-150	RPI 150+				
7- 15	0- 0	0- 0	OVERALL	0- 1	1- 3	6- 11				
3- 7	0- 0	0- 0	HOME	0- 1	1- 1	2- 5				
3- 7	0- 0	0- 0	AWAY	0- 0	0- 1	3- 6				
1- 1	0- 0	0- 0	NEUTRAL	0- 0	0- 1	1- 0				
1- 8	0- 0	0- 0	NON-CONFERENCE	0- 0	0- 1	1- 7				
0- 4	0- 0	0- 0	HOME	0- 0	0- 0	0- 4				
0- 3	0- 0	0- 0	AWAY	0- 0	0- 0	0- 3				
1- 1	0- 0	0- 0	NEUTRAL	0- 0	0- 1	1- 0				
6- 7	0- 0	0- 0	CONFERENCE	0- 1	1- 2	5- 4				
3- 3	0- 0	0- 0	HOME	0- 1	1- 1	2- 1				
3- 4	0- 0	0- 0	AWAY	0- 0	0- 1	3- 3				
0- 0	0- 0	0- 0	NEUTRAL	0- 0	0- 0	0- 0				

RPI 1-25			RPI 26-50			RPI 51-100			RPI 101+ Team's RPI: 320		
RPI	S	Opponent	Score	RPI	S	Opponent	Score	RPI	S	Opponent	Score
						63 H Abilene Christian	68 71	109 H		Central Ark.	65 71
								124 N		Samford	43 45
								127 A		Northwestern St.	62 66
								127 H		Northwestern St.	70 61
								168 H		McNeese St.	85 81
								172 A		New Mexico	43 83
								176 H		Louisiana Tech	55 58
								189 A		Troy	51 104
								191 H		Grambling	65 69
								235 A		Sam Houston St.	67 63
								246 A		Houston Baptist	71 80
								282 H		Lamar	69 59
								283 H		Jacksonville St.	49 63
								284 A		La.-Monroe	57 69
								287 H		Prairie View	70 81
								312 A		A&M-Corpus Christi	64 62
								315 A		Southeastern La.	68 78
								325 A		Incarnate Word	66 64
								325 H		Incarnate Word	61 63
								333 A		New Orleans	55 62
								348 N		Mississippi Val.	63 54
LAST 12 Division I GAMES:											
348 N		Mississippi Val.	63 54	333 A		New Orleans	55 62				
127 A		Northwestern St.	62 66	109 H		Central Ark.	65 71				
315 A		Southeastern La.	68 78	127 H		Northwestern St.	70 61				
168 H		McNeese St.	85 81	312 A		A&M-Corpus Christi	64 62				
325 H		Incarnate Word	61 63	235 A		Sam Houston St.	67 63				
325 A		Incarnate Word	66 64	63 H		Abilene Christian	68 71				

Non-Div I Games: Southern-N.O. 98 65

Nicholls St.

■ Loss, 
 ■ Non-Conf, 
 S Site, 
 ■ Home 
 ■ Away 
 N Neutral

Average RPI Win:	311	WON-LOST	WINNING	LAST 10	STRENGTH OF	OPP. STRENGTH	TEAM	ADJ.	CONF.	ADJ CONF.
Average RPI Loss:	233	RECORD	PCT. RANK	GAMES	SCHEDULE	OF SCHEDULE	RPI	RPI	RPI	RPI
DIV. I ONLY	2- 20	341	2- 8	328	335	346	346	31	31	
DIV. I NON-CONF.	0- 10	338	0- 1	264	296	346	346	30	30	
TOTALS	RPI 1-25	RPI 26-50	W-L RECORDS	RPI 51-100	RPI 101-150	RPI 150+				
2- 20	0- 0	0- 1	OVERALL	0- 1	0- 1	2- 17				
0- 8	0- 0	0- 0	HOME	0- 0	0- 0	0- 8				
2- 10	0- 0	0- 1	AWAY	0- 1	0- 1	2- 7				
0- 2	0- 0	0- 0	NEUTRAL	0- 0	0- 0	0- 2				
0- 10	0- 0	0- 1	NON-CONFERENCE	0- 1	0- 1	0- 7				
0- 3	0- 0	0- 0	HOME	0- 0	0- 0	0- 3				
0- 5	0- 0	0- 1	AWAY	0- 1	0- 1	0- 2				
0- 2	0- 0	0- 0	NEUTRAL	0- 0	0- 0	0- 2				
2- 10	0- 0	0- 0	CONFERENCE	0- 0	0- 0	2- 10				
0- 5	0- 0	0- 0	HOME	0- 0	0- 0	0- 5				
2- 5	0- 0	0- 0	AWAY	0- 0	0- 0	2- 5				
0- 0	0- 0	0- 0	NEUTRAL	0- 0	0- 0	0- 0				

RPI S	Opponent	Score	RPI S	Opponent	Score	RPI S	Opponent	Score	RPI S	Opponent	Score	Team's RPI: 346
32	A Mississippi St.	34 92	93	A Virginia	50 86	144	A Marshall	67 81	151	A Hampton	62 73	
						205	H Oakland	73 83	211	H USC Upstate	62 82	
						218	A William & Mary	47 67	227	A Morgan St.	58 67	
						227	H Morgan St.	56 59	249	A N.C. A&T	53 64	
						250	A Loyola Maryland	67 75	254	H Bethune-Cookman	45 53	
						257	H UNCW	57 61	272	A Coppin St.	44 69	
						278	N La Salle	59 67	292	H Florida A&M	67 83	
						294	A UMES	74 63	298	H Savannah St.	53 68	
						306	H South Carolina St.	52 60	327	A Howard	110 108	
						341	N St. Francis Brooklyn	55 59	349	A N.C. Central	62 63	
LAST 12 Division I GAMES:												
227	H Morgan St.	56 59	249	A N.C. A&T	53 64							
294	A UMES	74 63	349	A N.C. Central	62 63							
327	A Howard	110 108	254	H Bethune-Cookman	45 53							
151	A Hampton	62 73	292	H Florida A&M	67 83							
298	H Savannah St.	53 68	272	A Coppin St.	44 69							
306	H South Carolina St.	52 60	341	N St. Francis Brooklyn	55 59							

Non-Div I Games:

Norfolk St.

■ Loss, 
 ■ Non-Conf, 
 ■ S Site, 
 ■ H Home 
 ■ A Away 
 N Neutral

# North Carolina

Through Games Of Feb. 18, 2016

Average RPI Win:	173	WON-LOST	WINNING	LAST 10	STRENGTH OF	OPP. STRENGTH	TEAM	ADJ.	CONF.	ADJ CONF.
Average RPI Loss:	73	RECORD	PCT. RANK	GAMES	SCHEDULE	OF SCHEDULE	RPI	RPI	RPI	RPI
DIV. I ONLY	14- 14	170	2- 8	41	83	116	116	5	5	
DIV. I NON-CONF.	10- 5	99	0- 0	93	247	127	127	5	5	
TOTALS	RPI 1-25	RPI 26-50	W-L RECORDS	RPI 51-100	RPI 101-150	RPI 150+				
14- 14	1- 4	0- 3	OVERALL	2- 2	3- 3	8- 2				
11- 7	1- 1	0- 1	HOME	1- 1	2- 2	7- 2				
1- 7	0- 3	0- 2	AWAY	0- 1	1- 1	0- 0				
2- 0	0- 0	0- 0	NEUTRAL	1- 0	0- 0	1- 0				
10- 5	0- 1	0- 0	NON-CONFERENCE	2- 1	1- 1	7- 2				
8- 4	0- 0	0- 0	HOME	1- 1	1- 1	6- 2				
0- 1	0- 1	0- 0	AWAY	0- 0	0- 0	0- 0				
2- 0	0- 0	0- 0	NEUTRAL	1- 0	0- 0	1- 0				
4- 9	1- 3	0- 3	CONFERENCE	0- 1	2- 2	1- 0				
3- 3	1- 1	0- 1	HOME	0- 0	1- 1	1- 0				
1- 6	0- 2	0- 2	AWAY	0- 1	1- 1	0- 0				
0- 0	0- 0	0- 0	NEUTRAL	0- 0	0- 0	0- 0				

RPI S	Opponent	Score	RPI S	Opponent	Score	RPI S	Opponent	Score	RPI S	Opponent	Score	Team's RPI: 116
1	A Notre Dame	54 88	28	H Miami (FL)	61 76	57	H Oregon	77 79	107	H Northwestern	72 85	
13	A Florida St.	63 94	45	A Duke	55 71	80	H Maine	59 58	113	A Wake Forest	63 75	
16	A Oklahoma St.	67 77	47	A North Carolina St.	49 78	86	A Georgia Tech	73 80	115	H Iona	64 52	
17	H Syracuse	77 73				99	N Gonzaga	67 62	117	A Boston College	86 78	
18	H Louisville	60 78							119	H Virginia Tech	71 67	
									121	H Pittsburgh	60 76	
									153	N Southern Miss.	69 62	
									155	H Yale	70 63	
									167	H Pacific	63 66	
									202	H Gardner-Webb	65 66	
									211	H USC Upstate	80 40	
									239	H New Hampshire	65 60	
									248	H Clemson	72 56	
									266	H Appalachian St.	68 59	
									292	H Florida A&M	94 58	
									310	H Fairleigh Dickinson	64 46	
LAST 12 Division I GAMES:												
121	H Pittsburgh	60 76	45	A Duke	55 71							
13	A Florida St.	63 94	113	A Wake Forest	63 75							
119	H Virginia Tech	71 67	28	H Miami (FL)	61 76							
117	A Boston College	86 78	86	A Georgia Tech	73 80							
18	H Louisville	60 78	1	A Notre Dame	54 88							
47	A North Carolina St.	49 78	17	H Syracuse	77 73							

Non-Div I Games:

North Carolina

Loss, Non-Conf, S Site, H Home A Away N Neutral

Average RPI Win:	134	WON-LOST	WINNING	LAST 10	STRENGTH OF	OPP. STRENGTH	TEAM	ADJ.	CONF.	ADJ CONF.
Average RPI Loss:	44	RECORD	PCT. RANK	GAMES	SCHEDULE	OF SCHEDULE	RPI	RPI	RPI	RPI
DIV. I ONLY	17- 9	86	6- 4	31	38	47	47	5	5	
DIV. I NON-CONF.	9- 4	95	0- 0	89	75	75	75	5	5	
TOTALS	RPI 1-25	RPI 26-50	W-L RECORDS	RPI 51-100	RPI 101-150	RPI 150+				
17- 9	0- 4	1- 2	OVERALL	5- 2	7- 1	4- 0				
11- 3	0- 2	0- 0	HOME	4- 1	4- 0	3- 0				
4- 5	0- 2	1- 1	AWAY	1- 1	2- 1	0- 0				
2- 1	0- 0	0- 1	NEUTRAL	0- 0	1- 0	1- 0				
9- 4	0- 1	0- 1	NON-CONFERENCE	3- 2	2- 0	4- 0				
6- 1	0- 0	0- 0	HOME	2- 1	1- 0	3- 0				
1- 2	0- 1	0- 0	AWAY	1- 1	0- 0	0- 0				
2- 1	0- 0	0- 1	NEUTRAL	0- 0	1- 0	1- 0				
8- 5	0- 3	1- 1	CONFERENCE	2- 0	5- 1	0- 0				
5- 2	0- 2	0- 0	HOME	2- 0	3- 0	0- 0				
3- 3	0- 1	1- 1	AWAY	0- 0	2- 1	0- 0				
0- 0	0- 0	0- 0	NEUTRAL	0- 0	0- 0	0- 0				

RPI 1-25				RPI 26-50				Team's RPI: 47	RPI 51-100				RPI 101+			
RPI	S	Opponent	Score	RPI	S	Opponent	Score		RPI	S	Opponent	Score	RPI	S	Opponent	Score
1	A	Notre Dame	46 82	28	A	Miami (FL)	44 73		54	H	Villanova	70 64	113	A	Wake Forest	58 63
17	H	Syracuse	52 55	38	N	Seton Hall	55 58		69	A	Nebraska	67 88	113	H	Wake Forest	64 47
18	H	Louisville	90 92	45	A	Duke	65 62		84	H	Charlotte	72 65	116	H	North Carolina	78 49
21	A	Florida	72 79						86	H	Georgia Tech	65 57	117	H	Boston College	74 63
									89	H	Elon	66 69	119	A	Virginia Tech	72 61
									93	H	Virginia	63 52	121	A	Pittsburgh	78 76
									98	A	Liberty	61 53	140	N	UAB	67 56
													150	H	Davidson	58 42
													186	N	Eastern Ky.	73 62
													197	H	Radford	67 52
													247	H	High Point	89 48
													308	H	Western Caro.	86 55
LAST 12 Division I GAMES:																
17	H	Syracuse	52 55	119	A	Virginia Tech	72 61									
117	H	Boston College	74 63	18	H	Louisville	90 92									
113	A	Wake Forest	58 63	45	A	Duke	65 62									
1	A	Notre Dame	46 82	121	A	Pittsburgh	78 76									
116	H	North Carolina	78 49	86	H	Georgia Tech	65 57									
93	H	Virginia	63 52	113	H	Wake Forest	64 47									

Non-Div I Games:

North Carolina St.

■ Loss, 
 ■ Non-Conf, S Site, 
 ■ Home 
 ■ Away 
 N Neutral

Average RPI Win:	228	WON-LOST	WINNING	LAST 10	STRENGTH OF	OPP. STRENGTH	TEAM	ADJ.	CONF.	ADJ CONF.
Average RPI Loss:	116	RECORD	PCT. RANK	GAMES	SCHEDULE	OF SCHEDULE	RPI	RPI	RPI	RPI
DIV. I ONLY	12- 12	170	8- 2	56	304	129	129	20	20	
DIV. I NON-CONF.	4- 7	222	0- 0	32	222	171	171	22	22	
TOTALS	RPI 1-25	RPI 26-50	W-L RECORDS	RPI 51-100	RPI 101-150	RPI 150+				
12- 12	0- 0	0- 0	OVERALL	0- 5	1- 4	11- 3				
9- 3	0- 0	0- 0	HOME	0- 1	1- 1	8- 1				
3- 8	0- 0	0- 0	AWAY	0- 0	0- 0	3- 0				
0- 1	0- 0	0- 0	NEUTRAL	0- 1	0- 0	0- 0				
4- 7	0- 0	0- 0	NON-CONFERENCE	0- 5	1- 2	3- 0				
4- 1	0- 0	0- 0	HOME	0- 1	1- 0	3- 0				
0- 5	0- 0	0- 0	AWAY	0- 3	0- 2	0- 0				
0- 1	0- 0	0- 0	NEUTRAL	0- 1	0- 0	0- 0				
8- 5	0- 0	0- 0	CONFERENCE	0- 0	0- 2	8- 3				
5- 2	0- 0	0- 0	HOME	0- 0	0- 1	5- 1				
3- 3	0- 0	0- 0	AWAY	0- 0	0- 1	3- 2				
0- 0	0- 0	0- 0	NEUTRAL	0- 0	0- 0	0- 0				

RPI 1-25			RPI 26-50			RPI 51-100			RPI 101+			Team's RPI: 129
RPI	S	Opponent	Score	RPI	S	Opponent	Score	RPI	S	Opponent	Score	
						55 A Iowa	61 83	101 A San Francisco		57 74		
						57 A Oregon	51 77	108 A Drake		63 73		
						78 H South Dakota	70 73	120 H UNI		64 59		
						79 A Minnesota	47 57	135 A Idaho		65 92		
						94 N UT Martin	58 84	135 H Idaho		59 65		
								160 A Montana St.		61 69		
								164 H Northern Colo.		54 51		
								187 A Eastern Wash.		57 60		
								187 H Eastern Wash.		72 69		
								199 A Weber St.		85 78		
								199 H Weber St.		56 62		
								215 A Montana		61 59		
								221 H Western Ill.		78 67		
								226 A Idaho St.		60 57		
								226 H Idaho St.		45 42		
								260 H Omaha		67 52		
								277 H Northern Ariz.		63 56		
								307 H North Dakota St.		71 54		
								329 H Southern Utah		68 56		
LAST 12 Division I GAMES:												
						135 H Idaho	59 65	277 H Northern Ariz.		63 56		
						187 H Eastern Wash.	72 69	215 A Montana		61 59		
						199 A Weber St.	85 78	160 A Montana St.		61 69		
						226 A Idaho St.	60 57	226 H Idaho St.		45 42		
						164 H Northern Colo.	54 51	199 H Weber St.		56 62		
						329 H Southern Utah	68 56	187 A Eastern Wash.		57 60		

Non-Div I Games:

North Dakota

■ Loss, 
 ■ Non-Conf, 
 ■ S Site, 
 ■ H Home 
 ■ A Away 
 N Neutral

Average RPI Win:	309	WON-LOST	WINNING	LAST 10	STRENGTH OF	OPP. STRENGTH	TEAM	ADJ.	CONF.	ADJ CONF.
Average RPI Loss:	166	RECORD	PCT. RANK	GAMES	SCHEDULE	OF SCHEDULE	RPI	RPI	RPI	RPI
DIV. I ONLY	5- 19	309	2- 8	202	282	307	307	18	18	
DIV. I NON-CONF.	3- 8	258	0- 0	300	332	316	316	19	19	
TOTALS	RPI 1-25	RPI 26-50	W-L RECORDS	RPI 51-100	RPI 101-150	RPI 150+				
5- 19	0- 0	0- 0	OVERALL	0- 6	0- 3	5- 10				
3- 8	0- 0	0- 0	HOME	0- 4	0- 1	3- 3				
1- 9	0- 0	0- 0	AWAY	0- 2	0- 2	1- 5				
1- 2	0- 0	0- 0	NEUTRAL	0- 0	0- 0	1- 2				
3- 8	0- 0	0- 0	NON-CONFERENCE	0- 2	0- 1	3- 5				
1- 3	0- 0	0- 0	HOME	0- 2	0- 0	1- 1				
1- 3	0- 0	0- 0	AWAY	0- 0	0- 1	1- 2				
1- 2	0- 0	0- 0	NEUTRAL	0- 0	0- 0	1- 2				
2- 11	0- 0	0- 0	CONFERENCE	0- 4	0- 2	2- 5				
2- 5	0- 0	0- 0	HOME	0- 2	0- 1	2- 2				
0- 6	0- 0	0- 0	AWAY	0- 2	0- 1	0- 3				
0- 0	0- 0	0- 0	NEUTRAL	0- 0	0- 0	0- 0				

RPI 1-25			RPI 26-50			RPI 51-100			RPI 101+			Team's RPI: 307					
RPI	S	Opponent	Score	RPI	S	Opponent	Score	RPI	S	Opponent	Score						
								65	A	South Dakota St.	47	81	125	A	IUPUI	44	67
								65	H	South Dakota St.	63	81	125	H	IUPUI	63	64
								78	A	South Dakota	54	80	129	A	North Dakota	54	71
								78	H	South Dakota	94	96	156	A	Oral Roberts	58	59
								80	H	Maine	51	82	156	H	Oral Roberts	42	52
								95	H	New Mexico St.	69	79	174	N	Delaware	50	62
													221	H	Western Ill.	82	94
													224	H	Grand Canyon	67	76
													249	N	N.C. A&T	64	72
													251	A	San Diego St.	54	64
													260	A	Omaha	52	77
													260	H	Omaha	74	67
													287	N	Prairie View	79	58
													303	A	Denver	53	64
													314	A	Kent St.	54	75
													317	H	IPFW	94	85
													339	H	Cal St. Fullerton	79	64
													342	A	NJIT	64	59
LAST 12 Division I GAMES:																	
260	H	Omaha	74	67	221	H	Western Ill.	82	94								
125	H	IUPUI	63	64	125	A	IUPUI	44	67								
65	A	South Dakota St.	47	81	78	H	South Dakota	94	96								
156	A	Oral Roberts	58	59	156	H	Oral Roberts	42	52								
78	A	South Dakota	54	80	303	A	Denver	53	64								
317	H	IPFW	94	85	65	H	South Dakota St.	63	81								

Non-Div I Games: Valley City St. 85 77 St. Mary (NE) 88 68

North Dakota St.

Loss, Non-Conf, S Site, H Home A Away N Neutral

# North Florida

Through Games Of Feb. 18, 2016

Average RPI Win:	315	WON-LOST	WINNING	LAST 10	STRENGTH OF	OPP. STRENGTH	TEAM	ADJ.	CONF.	ADJ CONF.
Average RPI Loss:	188	RECORD	PCT. RANK	GAMES	SCHEDULE	OF SCHEDULE	RPI	RPI	RPI	RPI
DIV. I ONLY	4- 19	318	2- 8	235	305	321	321	29	29	
DIV. I NON-CONF.	2- 10	304	0- 1	220	311	308	308	27	27	
TOTALS	RPI 1-25	RPI 26-50	W-L RECORDS	RPI 51-100	RPI 101-150	RPI 150+				
4- 19	0- 1	0- 0	OVERALL	0- 4	0- 2	4- 12				
2- 9	0- 0	0- 0	HOME	0- 2	0- 1	2- 6				
2- 10	0- 1	0- 0	AWAY	0- 2	0- 1	2- 6				
0- 0	0- 0	0- 0	NEUTRAL	0- 0	0- 0	0- 0				
2- 10	0- 1	0- 0	NON-CONFERENCE	0- 2	0- 1	2- 6				
1- 5	0- 0	0- 0	HOME	0- 1	0- 0	1- 4				
1- 5	0- 1	0- 0	AWAY	0- 1	0- 1	1- 2				
0- 0	0- 0	0- 0	NEUTRAL	0- 0	0- 0	0- 0				
2- 9	0- 0	0- 0	CONFERENCE	0- 2	0- 1	2- 6				
1- 4	0- 0	0- 0	HOME	0- 1	0- 1	1- 2				
1- 5	0- 0	0- 0	AWAY	0- 1	0- 0	1- 4				
0- 0	0- 0	0- 0	NEUTRAL	0- 0	0- 0	0- 0				

RPI	S	Opponent	Score	RPI	S	Opponent	Score	RPI	S	Opponent	Score	RPI	S	Opponent	Score	Team's RPI: 321
13	A	Florida St.	28 80					62	A	FGCU	50 75	112	A	Mercer	54 68	
								62	H	FGCU	38 65	148	H	Jacksonville	39 73	
								64	H	Purdue	47 70	159	A	Alabama	47 69	
								69	A	Nebraska	46 91	183	A	Stetson	61 81	
												183	H	Stetson	56 67	
												211	A	USC Upstate	54 69	
												254	H	Bethune-Cookman	49 53	
												257	H	UNCW	47 63	
												274	A	Georgia St.	63 76	
												279	H	Campbell	55 66	
												281	H	Towson	74 72	
												297	A	Kennesaw St.	54 76	
												297	H	Kennesaw St.	55 70	
												300	A	UMKC	62 55	
												306	H	South Carolina St.	48 53	
												335	A	Lipscomb	71 78	
												335	H	Lipscomb	78 70	
												342	A	NJIT	68 51	
LAST 12 Division I GAMES:																
297	A	Kennesaw St.	54 76	211	A	USC Upstate	54 69									
335	A	Lipscomb	71 78	342	A	NJIT	68 51									
183	H	Stetson	56 67	335	H	Lipscomb	78 70									
62	A	FGCU	50 75	297	H	Kennesaw St.	55 70									
183	A	Stetson	61 81	148	H	Jacksonville	39 73									
62	H	FGCU	38 65	112	A	Mercer	54 68									

Non-Div I Games: Warner 60 51 Webber Int'l 60 72 Trinity Baptist 97 30

North Florida

Loss, Non-Conf, S Site, H Home A Away N Neutral



Average RPI Win:	193	WON-LOST	WINNING	LAST 10	STRENGTH OF	OPP. STRENGTH	TEAM	ADJ.	CONF.	ADJ CONF.
Average RPI Loss:	137	RECORD	PCT. RANK	GAMES	SCHEDULE	OF SCHEDULE	RPI	RPI	RPI	RPI
DIV. I ONLY	9- 14	237	3- 7	168	131	217	217	12	12	
DIV. I NON-CONF.	5- 5	160	0- 0	195	199	175	175	10	10	
TOTALS	RPI 1-25	RPI 26-50	W-L RECORDS	RPI 51-100	RPI 101-150	RPI 150+				
9- 14	1- 0	0- 2	OVERALL	0- 2	3- 3	5- 7				
4- 8	0- 0	0- 1	HOME	0- 2	2- 2	2- 3				
5- 6	1- 0	0- 1	AWAY	0- 0	1- 1	3- 4				
0- 0	0- 0	0- 0	NEUTRAL	0- 0	0- 0	0- 0				
5- 5	1- 0	0- 0	NON-CONFERENCE	0- 0	1- 3	3- 2				
2- 3	0- 0	0- 0	HOME	0- 0	1- 2	1- 1				
3- 2	1- 0	0- 0	AWAY	0- 0	0- 1	2- 1				
0- 0	0- 0	0- 0	NEUTRAL	0- 0	0- 0	0- 0				
4- 9	0- 0	0- 2	CONFERENCE	0- 2	2- 0	2- 5				
2- 5	0- 0	0- 1	HOME	0- 2	1- 0	1- 2				
2- 4	0- 0	0- 1	AWAY	0- 0	1- 0	1- 3				
0- 0	0- 0	0- 0	NEUTRAL	0- 0	0- 0	0- 0				

RPI 1-25			RPI 26-50			RPI 51-100			RPI 101+			Team's RPI: 217
RPI	S	Opponent	Score	RPI	S	Opponent	Score	RPI	S	Opponent	Score	
24	A	Oklahoma	61 57	27	H	UTEP	67 75	73	H	Middle Tenn.	52 76	101 H San Francisco 61 69
				50	A	Western Ky.	53 65	84	H	Charlotte	70 82	111 H Arizona 44 51
												115 A Iona 51 62
												125 H IUPUI 68 67
												140 H UAB 53 51
												144 A Marshall 71 63
												153 A Southern Miss. 38 57
												154 H SMU 60 57
												158 H Old Dominion 48 65
												176 A Louisiana Tech 71 77
												199 H Weber St. 38 45
												214 A Texas St. 62 64
												230 A Rice 97 100
												230 H Rice 73 79
												253 H UTSA 68 58
												278 A La Salle 69 63
												295 A FIU 58 40
												325 A Incarnate Word 62 55
LAST 12 Division I GAMES:												
295	A	FIU	58 40	140	H	UAB	53 51					
84	H	Charlotte	70 82	73	H	Middle Tenn.	52 76					
158	H	Old Dominion	48 65	50	A	Western Ky.	53 65					
176	A	Louisiana Tech	71 77	144	A	Marshall	71 63					
153	A	Southern Miss.	38 57	230	A	Rice	97 100					
230	H	Rice	73 79	27	H	UTEP	67 75					

Non-Div I Games:

North Texas

■ Loss, 
 ■ Non-Conf, 
 ■ S Site, 
 ■ H Home 
 ■ A Away 
 N Neutral

## Northeastern

Through Games Of Feb. 18, 2016

Average RPI Win:	205	WON-LOST	WINNING	LAST 10	STRENGTH OF	OPP. STRENGTH	TEAM	ADJ.	CONF.	ADJ CONF.
Average RPI Loss:	116	RECORD	PCT. RANK	GAMES	SCHEDULE	OF SCHEDULE	RPI	RPI	RPI	RPI
DIV. I ONLY	10- 14	225	4- 6	92	169	169	169	13	13	
DIV. I NON-CONF.	5- 6	180	0- 0	137	249	191	191	12	12	
TOTALS	RPI 1-25	RPI 26-50	W-L RECORDS	RPI 51-100	RPI 101-150	RPI 150+				
10- 14	0- 0	0- 4	OVERALL	3- 3	0- 3	7- 4				
3- 8	0- 0	0- 2	HOME	1- 2	0- 2	2- 2				
7- 4	0- 0	0- 1	AWAY	2- 1	0- 0	5- 2				
0- 2	0- 0	0- 1	NEUTRAL	0- 0	0- 1	0- 0				
5- 6	0- 0	0- 2	NON-CONFERENCE	1- 0	0- 3	4- 1				
2- 4	0- 0	0- 1	HOME	1- 0	0- 2	1- 1				
3- 0	0- 0	0- 0	AWAY	0- 0	0- 0	3- 0				
0- 2	0- 0	0- 1	NEUTRAL	0- 0	0- 1	0- 0				
5- 8	0- 0	0- 2	CONFERENCE	2- 3	0- 0	3- 3				
1- 4	0- 0	0- 1	HOME	0- 2	0- 0	1- 1				
4- 4	0- 0	0- 1	AWAY	2- 1	0- 0	2- 2				
0- 0	0- 0	0- 0	NEUTRAL	0- 0	0- 0	0- 0				

RPI 1-25				RPI 26-50				RPI 51-100				RPI 101+				Team's RPI: 169	
RPI	S	Opponent	Score	RPI	S	Opponent	Score	RPI	S	Opponent	Score	RPI	S	Opponent	Score		
				26	H	Michigan St.	51 77	67	A	Hofstra	50 75	105	H	Quinnipiac	60 71		
				35	N	Missouri	56 69	80	H	Maine	56 44	117	H	Boston College	45 71		
				37	A	James Madison	62 85	89	A	Elon	67 61	138	N	Fresno St.	55 69		
				37	H	James Madison	52 61	89	H	Elon	54 56	174	A	Delaware	52 59		
								90	A	Drexel	73 65	207	H	Canisius	57 68		
								90	H	Drexel	49 53	210	A	Col. of Charleston	52 49		
												218	A	William & Mary	62 69		
												218	H	William & Mary	69 68		
												223	A	Siena	70 67		
												239	A	New Hampshire	66 54		
												257	A	UNCW	72 66		
												281	H	Towson	71 72		
												294	H	UMES	60 49		
												347	A	Boston U.	77 44		
LAST 12 Division I GAMES:																	
				89	A	Elon	67 61	90	H	Drexel	49 53						
				257	A	UNCW	72 66	67	A	Hofstra	50 75						
				37	H	James Madison	52 61	37	A	James Madison	62 85						
				210	A	Col. of Charleston	52 49	218	H	William & Mary	69 68						
				218	A	William & Mary	62 69	174	A	Delaware	52 59						
				89	H	Elon	54 56	90	A	Drexel	73 65						

Non-Div I Games:

Northeastern

■ Loss, 
 ■ Non-Conf, 
 ■ S Site, 
 ■ H Home 
 ■ A Away 
 N Neutral

Average RPI Win:	292	WON-LOST	WINNING	LAST 10	STRENGTH OF	OPP. STRENGTH	TEAM	ADJ.	CONF.	ADJ CONF.
Average RPI Loss:	150	RECORD	PCT. RANK	GAMES	SCHEDULE	OF SCHEDULE	RPI	RPI	RPI	RPI
DIV. I ONLY	4- 19	318	1- 9	75	318	277	277	20	20	
DIV. I NON-CONF.	2- 7	280	0- 0	106	203	222	222	22	22	
TOTALS	RPI 1-25	RPI 26-50	W-L RECORDS	RPI 51-100	RPI 101-150	RPI 150+				
4- 19	0- 0	0- 1	OVERALL	0- 3	0- 5	4- 10				
3- 6	0- 0	0- 0	HOME	0- 0	0- 2	3- 4				
1- 12	0- 0	0- 1	AWAY	0- 3	0- 2	1- 6				
0- 1	0- 0	0- 0	NEUTRAL	0- 0	0- 1	0- 0				
2- 7	0- 0	0- 1	NON-CONFERENCE	0- 3	0- 2	2- 1				
1- 1	0- 0	0- 0	HOME	0- 0	0- 1	1- 0				
1- 5	0- 0	0- 1	AWAY	0- 3	0- 0	1- 1				
0- 1	0- 0	0- 0	NEUTRAL	0- 0	0- 1	0- 0				
2- 12	0- 0	0- 0	CONFERENCE	0- 0	0- 3	2- 9				
2- 5	0- 0	0- 0	HOME	0- 0	0- 1	2- 4				
0- 7	0- 0	0- 0	AWAY	0- 0	0- 2	0- 5				
0- 0	0- 0	0- 0	NEUTRAL	0- 0	0- 0	0- 0				

RPI 1-25				RPI 26-50				RPI 51-100				RPI 101+				Team's RPI: 277	
RPI	S	Opponent	Score	RPI	S	Opponent	Score	RPI	S	Opponent	Score	RPI	S	Opponent	Score		
				27	A	UTEP	66 77	69	A	Nebraska	67 90	122	H	Hawaii	52 61		
								95	A	New Mexico St.	53 87	129	A	North Dakota	56 63		
								100	A	Iowa St.	63 79	135	A	Idaho	59 76		
												135	H	Idaho	51 72		
												143	N	Long Beach St.	48 69		
												160	A	Montana St.	77 86		
												160	H	Montana St.	72 83		
												164	A	Northern Colo.	55 79		
												177	A	Colorado	66 90		
												187	A	Eastern Wash.	65 72		
												187	H	Eastern Wash.	71 81		
												199	H	Weber St.	56 76		
												215	A	Montana	58 81		
												215	H	Montana	57 61		
												226	A	Idaho St.	61 71		
												226	H	Idaho St.	63 62		
												282	H	Lamar	75 63		
												329	H	Southern Utah	57 48		
												332	A	UC Irvine	71 55		
LAST 12 Division I GAMES:																	
				226	A	Idaho St.	61 71					199	H	Weber St.	56 76		
				215	H	Montana	57 61					164	A	Northern Colo.	55 79		
				160	H	Montana St.	72 83					129	A	North Dakota	56 63		
				135	A	Idaho	59 76					187	H	Eastern Wash.	71 81		
				187	A	Eastern Wash.	65 72					135	H	Idaho	51 72		
				226	H	Idaho St.	63 62					329	H	Southern Utah	57 48		

Non-Div I Games: N.M. Highlands 91 43 Dixie St. 68 66

Northern Ariz.

Loss, Non-Conf, S Site, H Home A Away N Neutral

Average RPI Win:	227	WON-LOST	WINNING	LAST 10	STRENGTH OF	OPP. STRENGTH	TEAM	ADJ.	CONF.	ADJ CONF.
Average RPI Loss:	148	RECORD	PCT. RANK	GAMES	SCHEDULE	OF SCHEDULE	RPI	RPI	RPI	RPI
DIV. I ONLY	10- 12	201	5- 5	94	267	164	164	20	20	
DIV. I NON-CONF.	4- 5	193	0- 0	170	89	169	169	22	22	
TOTALS	RPI 1-25	RPI 26-50	W-L RECORDS	RPI 51-100	RPI 101-150	RPI 150+				
10- 12	0- 0	0- 1	OVERALL	0- 2	2- 2	8- 7				
6- 3	0- 0	0- 1	HOME	0- 1	1- 0	5- 1				
2- 9	0- 0	0- 0	AWAY	0- 1	0- 2	2- 6				
2- 0	0- 0	0- 0	NEUTRAL	0- 0	1- 0	1- 0				
4- 5	0- 0	0- 1	NON-CONFERENCE	0- 2	1- 0	3- 2				
1- 2	0- 0	0- 1	HOME	0- 1	0- 0	1- 0				
1- 3	0- 0	0- 0	AWAY	0- 1	0- 0	1- 2				
2- 0	0- 0	0- 0	NEUTRAL	0- 0	1- 0	1- 0				
6- 7	0- 0	0- 0	CONFERENCE	0- 0	1- 2	5- 5				
5- 1	0- 0	0- 0	HOME	0- 0	1- 0	4- 1				
1- 6	0- 0	0- 0	AWAY	0- 0	0- 2	1- 4				
0- 0	0- 0	0- 0	NEUTRAL	0- 0	0- 0	0- 0				

RPI S	Opponent	Score	RPI S	Opponent	Score	RPI S	Opponent	Score	RPI S	Opponent	Score	Team's RPI: 164
46	H Colorado St.	46 62	53	H St. Mary's (CA)	52 65	128	N Akron	78 65				
			65	A South Dakota St.	62 66	129	A North Dakota	51 54				
						135	A Idaho	56 66				
						135	H Idaho	70 68				
						160	A Montana St.	58 66				
						177	A Colorado	41 63				
						187	A Eastern Wash.	55 59				
						187	H Eastern Wash.	57 66				
						199	A Weber St.	79 82				
						199	H Weber St.	65 63				
						203	H Utah St.	74 60				
						215	A Montana	46 58				
						224	A Grand Canyon	59 69				
						226	A Idaho St.	61 59				
						226	H Idaho St.	48 47				
						242	N Valparaiso	77 63				
						277	H Northern Ariz.	79 55				
						303	A Denver	60 51				
						329	H Southern Utah	64 44				
LAST 12 Division I GAMES:												
187	H Eastern Wash.	57 66	329	H Southern Utah	64 44							
135	H Idaho	70 68	160	A Montana St.	58 66							
226	A Idaho St.	61 59	215	A Montana	46 58							
199	A Weber St.	79 82	199	H Weber St.	65 63							
129	A North Dakota	51 54	226	H Idaho St.	48 47							
277	H Northern Ariz.	79 55	135	A Idaho	56 66							

Non-Div I Games: Western St. 101 48

Northern Colo.

■ Loss, 
 ■ Non-Conf, S Site, 
 ■ Home 
 ■ Away 
 N Neutral

NORTHSHORE DIV.				THROUGH GAMES OF FEB. 10, 1910						
Average RPI Win:	251	WON-LOST	WINNING	LAST 10	STRENGTH OF	OPP. STRENGTH	TEAM	ADJ.	CONF.	ADJ CONF.
Average RPI Loss:	146	RECORD	PCT. RANK	GAMES	SCHEDULE	OF SCHEDULE	RPI	RPI	RPI	RPI
DIV. I ONLY	9- 14	237	2- 3	268	171	256	256	11	11	
DIV. I NON-CONF.	6- 4	125	1- 0	348	271	254	254	13	13	
TOTALS	RPI 1-25	RPI 26-50	W-L RECORDS	RPI 51-100	RPI 101-150	RPI 150+				
9- 14	0- 0	0- 2	OVERALL	0- 4	3- 1	6- 7				
5- 5	0- 0	0- 1	HOME	0- 3	2- 0	3- 1				
2- 8	0- 0	0- 1	AWAY	0- 1	1- 1	1- 5				
2- 1	0- 0	0- 0	NEUTRAL	0- 0	0- 0	2- 1				
6- 4	0- 0	0- 0	NON-CONFERENCE	0- 0	1- 0	5- 4				
3- 0	0- 0	0- 0	HOME	0- 0	1- 0	2- 0				
1- 3	0- 0	0- 0	AWAY	0- 0	0- 0	1- 3				
2- 1	0- 0	0- 0	NEUTRAL	0- 0	0- 0	2- 1				
3- 10	0- 0	0- 2	CONFERENCE	0- 4	2- 1	1- 3				
2- 5	0- 0	0- 1	HOME	0- 3	1- 0	1- 1				
1- 5	0- 0	0- 1	AWAY	0- 1	1- 1	0- 2				
0- 0	0- 0	0- 0	NEUTRAL	0- 0	0- 0	0- 0				

RPI 1-25				RPI 26-50				RPI 51-100				RPI 101+				Team's RPI: 256	
RPI	S	Opponent	Score	RPI	S	Opponent	Score	RPI	S	Opponent	Score	RPI	S	Opponent	Score		
				31	A	Ohio	70 95	71	A	Central Mich.	63 95	108	H	Drake	87 73		
				31	H	Ohio	47 72	71	H	Central Mich.	67 73	110	A	Toledo	59 66		
								77	H	Ball St.	57 73	128	A	Akron	65 58		
								97	H	Eastern Mich.	80 87	139	H	Buffalo	76 74		
												163	A	SIUE	67 93		
												171	A	Wisconsin	62 89		
												181	A	Milwaukee	58 73		
												212	N	Kansas	58 66		
												258	H	Bowling Green	43 58		
												259	A	Miami (OH)	60 66		
												259	H	Miami (OH)	92 73		
												299	H	Bradley	68 64		
												313	N	Illinois St.	68 59		
												314	A	Kent St.	85 95		
												336	A	Chicago St.	68 50		
												339	N	Cal St. Fullerton	72 49		
												340	H	Eastern Ill.	79 63		
LAST 12 Division I GAMES:																	
				339	N	Cal St. Fullerton	72 49	314	A	Kent St.	85 95						
				77	H	Ball St.	57 73	31	H	Ohio	47 72						
				71	H	Central Mich.	67 73	258	H	Bowling Green	43 58						
				259	H	Miami (OH)	92 73	110	A	Toledo	59 66						
				31	A	Ohio	70 95	71	A	Central Mich.	63 95						
				139	H	Buffalo	76 74	97	H	Eastern Mich.	80 87						

Non-Div I Games:	Wis. Lutheran	69	42
------------------	---------------	----	----

Northern Ill.

Loss, Non-Conf, S Site, H Home A Away N Neutral

Average RPI Win:	216	WON-LOST	WINNING	LAST 10	STRENGTH OF	OPP. STRENGTH	TEAM	ADJ.	CONF.	ADJ CONF.
Average RPI Loss:	129	RECORD	PCT. RANK	GAMES	SCHEDULE	OF SCHEDULE	RPI	RPI	RPI	RPI
DIV. I ONLY	13- 9	117	6- 4	187	138	146	146	14	14	
DIV. I NON-CONF.	6- 3	99	0- 0	272	104	166	166	16	16	
TOTALS	RPI 1-25	RPI 26-50	W-L RECORDS	RPI 51-100	RPI 101-150	RPI 150+				
13- 9	0- 2	0- 0	OVERALL	1- 2	1- 1	11- 4				
6- 6	0- 2	0- 0	HOME	1- 1	0- 1	5- 2				
7- 3	0- 0	0- 0	AWAY	0- 1	1- 0	6- 2				
0- 0	0- 0	0- 0	NEUTRAL	0- 0	0- 0	0- 0				
6- 3	0- 1	0- 0	NON-CONFERENCE	1- 0	0- 1	5- 1				
4- 2	0- 1	0- 0	HOME	1- 0	0- 1	3- 0				
2- 1	0- 0	0- 0	AWAY	0- 0	0- 0	2- 1				
0- 0	0- 0	0- 0	NEUTRAL	0- 0	0- 0	0- 0				
7- 6	0- 1	0- 0	CONFERENCE	0- 2	1- 0	6- 3				
2- 4	0- 1	0- 0	HOME	0- 1	0- 0	2- 2				
5- 2	0- 0	0- 0	AWAY	0- 1	1- 0	4- 1				
0- 0	0- 0	0- 0	NEUTRAL	0- 0	0- 0	0- 0				

RPI 1-25				RPI 26-50				RPI 51-100				RPI 101+ Team's RPI: 146			
RPI	S	Opponent	Score	RPI	S	Opponent	Score	RPI	S	Opponent	Score	RPI	S	Opponent	Score
14	H	Kentucky	65 84					82	H	Marquette	83 78	103	A	Youngstown St.	88 77
23	H	Green Bay	73 81					91	A	Wright St.	61 66	128	H	Akron	75 77
								91	H	Wright St.	65 76	178	A	Detroit	65 66
												178	H	Detroit	81 60
												181	H	Milwaukee	60 86
												194	A	Robert Morris	72 70
												205	A	Oakland	75 71
												209	A	Cincinnati	68 71
												213	A	Ill.-Chicago	72 61
												213	H	Ill.-Chicago	55 53
												234	H	Indiana St.	73 67
												242	A	Valparaiso	68 50
												242	H	Valparaiso	60 61
												259	A	Miami (OH)	71 57
												276	H	Tennessee Tech	88 62
												291	A	Cleveland St.	83 51
												317	H	IPFW	77 64
LAST 12 Division I GAMES:															
178	H	Detroit	81 60	181	H	Milwaukee	60 86								
91	H	Wright St.	65 76	23	H	Green Bay	73 81								
242	A	Valparaiso	68 50	178	A	Detroit	65 66								
213	A	Ill.-Chicago	72 61	205	A	Oakland	75 71								
103	A	Youngstown St.	88 77	91	A	Wright St.	61 66								
291	A	Cleveland St.	83 51	213	H	Ill.-Chicago	55 53								

Non-Div I Games: Ind.-Kokomo 104 33 West Virginia St. 92 47

Northern Ky.

Loss, Non-Conf, S Site, H Home A Away N Neutral

## Northwestern

Through Games Of Feb. 18, 2016

Average RPI Win:	178	WON-LOST	WINNING	LAST 10	STRENGTH OF	OPP. STRENGTH	TEAM	ADJ.	CONF.	ADJ CONF.
Average RPI Loss:	54	RECORD	PCT. RANK	GAMES	SCHEDULE	OF SCHEDULE	RPI	RPI	RPI	RPI
DIV. I ONLY	14- 13	168	1- 9	59	67	107	107	4	4	
DIV. I NON-CONF.	11- 1	16	0- 0	217	269	65	65	4	4	
TOTALS	RPI 1-25	RPI 26-50	W-L RECORDS	RPI 51-100	RPI 101-150	RPI 150+				
14- 13	1- 4	0- 2	OVERALL	1- 5	3- 2	9- 0				
8- 7	1- 2	0- 1	HOME	1- 3	1- 1	5- 0				
3- 6	0- 0	0- 0	AWAY	0- 0	1- 1	2- 0				
3- 0	0- 0	0- 0	NEUTRAL	0- 0	1- 0	2- 0				
11- 1	0- 1	0- 0	NON-CONFERENCE	0- 0	3- 0	8- 0				
6- 1	0- 1	0- 0	HOME	0- 0	1- 0	5- 0				
2- 0	0- 0	0- 0	AWAY	0- 0	1- 0	1- 0				
3- 0	0- 0	0- 0	NEUTRAL	0- 0	1- 0	2- 0				
3- 12	1- 3	0- 2	CONFERENCE	1- 5	0- 2	1- 0				
2- 6	1- 1	0- 1	HOME	1- 3	0- 1	0- 0				
1- 6	0- 2	0- 1	AWAY	0- 2	0- 1	1- 0				
0- 0	0- 0	0- 0	NEUTRAL	0- 0	0- 0	0- 0				

RPI 1-25				RPI 26-50				RPI 51-100				RPI 101+ Team's RPI: 107			
RPI	S	Opponent	Score	RPI	S	Opponent	Score	RPI	S	Opponent	Score	RPI	S	Opponent	Score
5	A	Ohio St.	73 76	26	A	Michigan St.	51 74	51	A	Rutgers	59 61	116	A	North Carolina	85 72
5	H	Ohio St.	86 82	44	H	Indiana	84 91	55	H	Iowa	64 79	118	H	Western Mich.	86 62
12	A	Maryland	62 80					64	H	Purdue	71 85	126	A	Penn St.	72 79
12	H	Maryland	70 79					69	H	Nebraska	85 62	126	H	Penn St.	54 73
20	H	DePaul	64 77					79	A	Minnesota	92 95	142	N	Creighton	75 52
								79	H	Minnesota	106 112	157	A	Illinois	69 59
												165	A	Loyola Chicago	81 72
												173	N	East Carolina	78 75
												181	H	Milwaukee	69 44
												187	N	Eastern Wash.	74 70
												226	H	Idaho St.	72 36
												300	H	UMKC	80 38
												322	H	Alcorn	91 47
												327	H	Howard	89 49
LAST 12 Division I GAMES:															
126	H	Penn St.	54 73	5	A	Ohio St.	73 76								
12	H	Maryland	70 79	44	H	Indiana	84 91								
51	A	Rutgers	59 61	79	A	Minnesota	92 95								
79	H	Minnesota	106 112	12	A	Maryland	62 80								
157	A	Illinois	69 59	5	H	Ohio St.	86 82								
55	H	Iowa	64 79	26	A	Michigan St.	51 74								

Non-Div I Games:

Northwestern

■ Loss, 
 ■ Non-Conf, S Site, 
 ■ Home 
 ■ Away 
 N Neutral

Average RPI Win:	255	WON-LOST	WINNING	LAST 10	STRENGTH OF	OPP. STRENGTH	TEAM	ADJ.	CONF.	ADJ CONF.
Average RPI Loss:	129	RECORD	PCT. RANK	GAMES	SCHEDULE	OF SCHEDULE	RPI	RPI	RPI	RPI
DIV. I ONLY	11- 10	159	6- 4	80	312	127	127	27	27	
DIV. I NON-CONF.	2- 5	253	0- 0	4	268	124	124	26	26	
TOTALS	RPI 1-25	RPI 26-50	W-L RECORDS	RPI 51-100	RPI 101-150	RPI 150+				
11- 10	0- 2	0- 0	OVERALL	0- 2	1- 2	10- 4				
8- 1	0- 0	0- 0	HOME	0- 0	0- 1	8- 0				
3- 8	0- 1	0- 0	AWAY	0- 0	1- 0	2- 0				
0- 1	0- 0	0- 0	NEUTRAL	0- 0	0- 1	0- 0				
2- 5	0- 2	0- 0	NON-CONFERENCE	0- 1	0- 1	2- 1				
2- 0	0- 0	0- 0	HOME	0- 0	0- 0	2- 0				
0- 4	0- 2	0- 0	AWAY	0- 1	0- 0	0- 1				
0- 1	0- 0	0- 0	NEUTRAL	0- 0	0- 1	0- 0				
9- 5	0- 0	0- 0	CONFERENCE	0- 1	1- 1	8- 3				
6- 1	0- 0	0- 0	HOME	0- 0	0- 1	6- 0				
3- 4	0- 0	0- 0	AWAY	0- 1	1- 0	2- 3				
0- 0	0- 0	0- 0	NEUTRAL	0- 0	0- 0	0- 0				

RPI 1-25				RPI 26-50				RPI 51-100				RPI 101+ Team's RPI: 127			
RPI	S	Opponent	Score	RPI	S	Opponent	Score	RPI	S	Opponent	Score	RPI	S	Opponent	Score
4	A	Baylor	44 86					63	A	Abilene Christian	46 67	109	A	Central Ark.	60 56
7	A	Texas	33 86					95	A	New Mexico St.	54 65	109	H	Central Ark.	49 74
												143	N	Long Beach St.	59 60
												154	A	SMU	36 74
												168	A	McNeese St.	74 78
												168	H	McNeese St.	85 64
												191	H	Grambling	71 62
												228	A	Stephen F. Austin	52 68
												235	H	Sam Houston St.	69 49
												246	H	Houston Baptist	55 44
												282	A	Lamar	73 51
												305	H	Jackson St.	59 54
												312	H	A&M-Corpus Christi	60 43
												315	H	Southeastern La.	82 62
												320	A	Nicholls St.	61 70
												320	H	Nicholls St.	66 62
												325	A	Incarnate Word	53 48
LAST 12 Division I GAMES:															
320	H	Nicholls St.	66 62	168	A	McNeese St.	74 78								
168	H	McNeese St.	85 64	320	A	Nicholls St.	61 70								
109	A	Central Ark.	60 56	282	A	Lamar	73 51								
228	A	Stephen F. Austin	52 68	312	H	A&M-Corpus Christi	60 43								
315	H	Southeastern La.	82 62	325	A	Incarnate Word	53 48								
109	H	Central Ark.	49 74	63	A	Abilene Christian	46 67								

Non-Div I Games: LeTourneau 73 44 Xavier (LA) 73 57 LSU-Alexandria 94 65 Central Baptist 86 56

Northwestern St.

Loss, Non-Conf, S Site, H Home A Away N Neutral



Average RPI Win:	83	WON-LOST	WINNING	LAST 10	STRENGTH OF	OPP. STRENGTH	TEAM	ADJ.	CONF.	ADJ CONF.
Average RPI Loss:	3	RECORD	PCT. RANK	GAMES	SCHEDULE	OF SCHEDULE	RPI	RPI	RPI	RPI
DIV. I ONLY	25- 1	3	7- 0	2	9	1	1	5	5	
DIV. I NON-CONF.	12- 1	9	1- 0	7	2	2	2	5	5	
TOTALS	RPI 1-25	RPI 26-50	W-L RECORDS	RPI 51-100	RPI 101-150	RPI 150+				
25- 1	7- 1	3- 0	OVERALL	6- 0	7- 0	2- 0				
12- 0	5- 0	2- 0	HOME	2- 0	3- 0	0- 0				
11- 1	1- 1	1- 0	AWAY	4- 0	4- 0	1- 0				
2- 0	1- 0	0- 0	NEUTRAL	0- 0	0- 0	1- 0				
12- 1	5- 1	0- 0	NON-CONFERENCE	3- 0	2- 0	2- 0				
6- 0	4- 0	0- 0	HOME	1- 0	1- 0	0- 0				
4- 1	0- 1	0- 0	AWAY	2- 0	1- 0	1- 0				
2- 0	1- 0	0- 0	NEUTRAL	0- 0	0- 0	1- 0				
13- 0	2- 0	3- 0	CONFERENCE	3- 0	5- 0	0- 0				
6- 0	1- 0	2- 0	HOME	1- 0	2- 0	0- 0				
7- 0	1- 0	1- 0	AWAY	2- 0	3- 0	0- 0				
0- 0	0- 0	0- 0	NEUTRAL	0- 0	0- 0	0- 0				

RPI	S	Opponent	Score	RPI	S	Opponent	Score	RPI	S	Opponent	Score	RPI	S	Opponent	Score
3	A	UConn	81 91	28	H	Miami (FL)	90 69	65	A	South Dakota St.	75 64	106	A	Saint Joseph's	91 55
5	H	Ohio St.	75 72	45	A	Duke	68 61	85	H	Bucknell	85 54	110	H	Toledo	74 39
9	H	Oregon St.	62 61	47	H	North Carolina St.	82 46	86	A	Georgia Tech	54 42	113	A	Wake Forest	86 52
10	N	UCLA	92 84					86	H	Georgia Tech	85 76	116	H	North Carolina	88 54
17	H	Syracuse	90 62					92	A	TCU	88 72	117	A	Boston College	63 50
18	A	Louisville	66 61					93	A	Virginia	74 46	119	H	Virginia Tech	80 41
19	H	Tennessee	79 66									121	A	Pittsburgh	65 55
20	H	DePaul	95 90									242	A	Valparaiso	110 54
												303	N	Denver	94 52
LAST 12 Division I GAMES:															
10	N	UCLA	92 84	86	A	Georgia Tech	54 42								
113	A	Wake Forest	86 52	119	H	Virginia Tech	80 41								
28	H	Miami (FL)	90 69	17	H	Syracuse	90 62								
18	A	Louisville	66 61	19	H	Tennessee	79 66								
47	H	North Carolina St.	82 46	117	A	Boston College	63 50								
45	A	Duke	68 61	116	H	North Carolina	88 54								

Non-Div I Games:

Notre Dame

## Oakland

Through Games Of Feb. 18, 2016

Average RPI Win:	249	WON-LOST	WINNING	LAST 10	STRENGTH OF	OPP. STRENGTH	TEAM	ADJ.	CONF.	ADJ CONF.
Average RPI Loss:	146	RECORD	PCT. RANK	GAMES	SCHEDULE	OF SCHEDULE	RPI	RPI	RPI	RPI
DIV. I ONLY	12- 11	163	4- 6	281	188	205	205	14	14	
DIV. I NON-CONF.	6- 3	99	0- 0	340	297	230	230	16	16	
TOTALS	RPI 1-25	RPI 26-50	W-L RECORDS	RPI 51-100	RPI 101-150	RPI 150+				
12- 11	1- 0	0- 1	OVERALL	0- 3	0- 3	11- 4				
5- 5	0- 0	0- 1	HOME	0- 2	0- 2	5- 0				
7- 6	1- 0	0- 0	AWAY	0- 1	0- 1	6- 4				
0- 0	0- 0	0- 0	NEUTRAL	0- 0	0- 0	0- 0				
6- 3	0- 0	0- 1	NON-CONFERENCE	0- 1	0- 0	6- 1				
2- 2	0- 0	0- 1	HOME	0- 1	0- 0	2- 0				
4- 1	0- 0	0- 0	AWAY	0- 0	0- 0	4- 1				
0- 0	0- 0	0- 0	NEUTRAL	0- 0	0- 0	0- 0				
6- 8	1- 0	0- 0	CONFERENCE	0- 2	0- 3	5- 3				
3- 3	0- 0	0- 0	HOME	0- 1	0- 2	3- 0				
3- 5	1- 0	0- 0	AWAY	0- 1	0- 1	2- 3				
0- 0	0- 0	0- 0	NEUTRAL	0- 0	0- 0	0- 0				

RPI 1-25				RPI 26-50				RPI 51-100				RPI 101+ Team's RPI: 205			
RPI	S	Opponent	Score	RPI	S	Opponent	Score	RPI	S	Opponent	Score	RPI	S	Opponent	Score
23	A	Green Bay	58 56	26	H	Michigan St.	62 82	71	H	Central Mich.	87 110	103	A	Youngstown St.	63 67
								91	A	Wright St.	63 79	103	H	Youngstown St.	77 96
								91	H	Wright St.	72 77	146	H	Northern Ky.	71 75
												178	A	Detroit	79 73
												181	A	Milwaukee	64 77
												213	A	Ill.-Chicago	78 76
												213	H	Ill.-Chicago	78 73
												236	H	Dartmouth	78 60
												242	A	Valparaiso	66 81
												242	H	Valparaiso	87 77
												259	A	Miami (OH)	54 65
												289	A	Vermont	74 68
												291	A	Cleveland St.	75 88
												291	H	Cleveland St.	79 69
												302	A	Niagara	77 67
												317	H	IPFW	81 74
												336	A	Chicago St.	74 51
												346	A	Norfolk St.	83 73
LAST 12 Division I GAMES:															
91	A	Wright St.	63 79	23	A	Green Bay	58 56	178	A	Detroit	79 73	91	H	Wright St.	72 77
213	H	Ill.-Chicago	78 73	242	H	Valparaiso	87 77	146	H	Northern Ky.	71 75	242	A	Valparaiso	66 81
242	H	Valparaiso	87 77	291	A	Cleveland St.	75 88	213	A	Ill.-Chicago	78 76				
291	A	Cleveland St.	75 88	103	A	Youngstown St.	63 67								
103	A	Youngstown St.	63 67	181	A	Milwaukee	64 77								

Non-Div I Games: Rochester College 83 49 Mich.-Dearborn 123 38

Oakland

Loss, Non-Conf, S Site, H Home A Away N Neutral

Average RPI Win:	176	WON-LOST	WINNING	LAST 10	STRENGTH OF	OPP. STRENGTH	TEAM	ADJ.	CONF.	ADJ CONF.
Average RPI Loss:	98	RECORD	PCT. RANK	GAMES	SCHEDULE	OF SCHEDULE	RPI	RPI	RPI	RPI
DIV. I ONLY	20- 4	24	9- 1	121	118	31	31	11	11	
DIV. I NON-CONF.	8- 3	77	0- 0	181	69	61	61	13	13	
TOTALS	RPI 1-25	RPI 26-50	W-L RECORDS	RPI 51-100	RPI 101-150	RPI 150+				
20- 4	0- 1	1- 0	OVERALL	6- 1	3- 1	10- 1				
9- 0	0- 0	0- 0	HOME	3- 0	2- 0	4- 0				
7- 4	0- 0	0- 0	AWAY	2- 1	1- 0	4- 0				
4- 0	0- 0	1- 0	NEUTRAL	1- 0	0- 0	2- 0				
8- 3	0- 1	1- 0	NON-CONFERENCE	2- 1	0- 0	5- 1				
3- 0	0- 0	0- 0	HOME	1- 0	0- 0	2- 0				
1- 3	0- 1	0- 0	AWAY	0- 1	0- 0	1- 1				
4- 0	0- 0	1- 0	NEUTRAL	1- 0	0- 0	2- 0				
12- 1	0- 0	0- 0	CONFERENCE	4- 0	3- 1	5- 0				
6- 0	0- 0	0- 0	HOME	2- 0	2- 0	2- 0				
6- 1	0- 0	0- 0	AWAY	2- 0	1- 1	3- 0				
0- 0	0- 0	0- 0	NEUTRAL	0- 0	0- 0	0- 0				

RPI S	Opponent	Score	RPI S	Opponent	Score	Team's RPI: 31	RPI S	Opponent	Score	RPI S	Opponent	Score
22	A Duquesne	47 64	44	N Indiana	63 56		62	N FGCU	69 57	110	A Toledo	77 57
							71	H Central Mich.	86 84	118	H Western Mich.	73 63
							73	H Middle Tenn.	72 49	128	H Akron	75 55
							75	A Vanderbilt	59 62	139	A Buffalo	43 51
							77	A Ball St.	68 67	157	A Illinois	53 62
							77	H Ball St.	73 48	173	N East Carolina	64 61
							97	A Eastern Mich.	71 64	256	A Northern Ill.	72 47
										256	H Northern Ill.	95 70
										257	A UNCW	75 59
										258	A Bowling Green	72 57
										259	H Miami (OH)	72 44
										263	H Saint Francis (PA)	91 65
										311	N Winthrop	75 54
										314	A Kent St.	93 54
										317	H IPFW	79 52
LAST 12 Division I GAMES:												
259	H Miami (OH)	72 44	256	A Northern Ill.	72 47							
110	A Toledo	77 57	314	A Kent St.	93 54							
256	H Northern Ill.	95 70	71	H Central Mich.	86 84							
139	A Buffalo	43 51	97	A Eastern Mich.	71 64							
77	A Ball St.	68 67	258	A Bowling Green	72 57							
128	H Akron	75 55	77	H Ball St.	73 48							

Non-Div I Games:

Ohio

Average RPI Win: 98		WON-LOST	WINNING	LAST 10	STRENGTH OF		OPP. STRENGTH	TEAM	ADJ.	CONF.	ADJ CONF.
Average RPI Loss: 28		RECORD	PCT. RANK	GAMES	SCHEDULE		OF SCHEDULE	RPI	RPI	RPI	RPI
DIV. I ONLY		22- 4	18	10- 0	4		13	5	5	4	4
DIV. I NON-CONF.		8- 3	77	0- 0	6		18	9	9	4	4
<hr/>											
TOTALS	RPI 1-25	RPI 26-50		W-L RECORDS		RPI 51-100		RPI 101-150		RPI 150+	
22- 4	3- 3	3- 0		OVERALL		8- 0		3- 1		5- 0	
13- 1	1- 1	3- 0		HOME		4- 0		2- 0		3- 0	
7- 3	1- 2	0- 0		AWAY		3- 0		1- 1		2- 0	
2- 0	1- 0	0- 0		NEUTRAL		1- 0		0- 0		0- 0	
8- 3	1- 3	1- 0		NON-CONFERENCE		2- 0		1- 0		3- 0	
5- 1	0- 1	1- 0		HOME		1- 0		1- 0		2- 0	
1- 2	0- 2	0- 0		AWAY		0- 0		0- 0		1- 0	
2- 0	1- 0	0- 0		NEUTRAL		1- 0		0- 0		0- 0	
14- 1	2- 0	2- 0		CONFERENCE		6- 0		2- 1		2- 0	
8- 0	1- 0	2- 0		HOME		3- 0		1- 0		1- 0	
6- 1	1- 0	0- 0		AWAY		3- 0		1- 1		1- 0	
0- 0	0- 0	0- 0		NEUTRAL		0- 0		0- 0		0- 0	

RPI	S	Opponent	Score	RPI	S	Opponent	Score	RPI	S	Opponent	Score	RPI	S	Opponent	Score
1	A	Notre Dame	72 75	26	H	Michigan St.	85 80	51	A	Rutgers	67 58	102	H	Belmont	84 56
2	A	South Carolina	80 88	40	H	Princeton	90 70	51	H	Rutgers	90 78	107	A	Northwestern	82 86
3	H	UConn	56 100	44	H	Indiana	97 70	55	A	Iowa	98 81	107	H	Northwestern	76 73
12	A	Maryland	80 71					64	H	Purdue	90 70	126	A	Penn St.	77 63
12	H	Maryland	94 86					66	A	Michigan	97 93	157	A	Illinois	80 70
15	N	Texas A&M	95 80					69	H	Nebraska	96 70	171	H	Wisconsin	87 61
								93	H	Virginia	93 73	209	A	Cincinnati	105 76
								98	N	Liberty	75 65	249	H	N.C. A&T	89 56
												344	H	Wagner	106 47
LAST 12 Division I GAMES:															
69	H	Nebraska	96 70	107	H	Northwestern	76 73								
126	A	Penn St.	77 63	51	A	Rutgers	67 58								
55	A	Iowa	98 81	66	A	Michigan	97 93								
12	H	Maryland	94 86	64	H	Purdue	90 70								
171	H	Wisconsin	87 61	107	A	Northwestern	82 86								
157	A	Illinois	80 70	51	H	Rutgers	90 78								

Non-Div I Games:

Ohio St.

■ Loss, 
■ Non-Conf, S Site, 
■ Home 
■ Away 
N Neutral

Average RPI Win: 126		WON-LOST	WINNING	LAST 10	STRENGTH OF	OPP. STRENGTH	TEAM	ADJ.	CONF.	ADJ CONF.
Average RPI Loss: 45		RECORD	PCT. RANK	GAMES	SCHEDULE	OF SCHEDULE	RPI	RPI	RPI	RPI
DIV. I ONLY		17- 8	78	5- 5	21	14	24	24	3	3
DIV. I NON-CONF.		9- 2	37	0- 0	183	26	64	64	3	3
TOTALS		RPI 1-25	RPI 26-50		W-L RECORDS		RPI 51-100	RPI 101-150	RPI 150+	
17- 8	2- 5	3- 2		OVERALL		4- 0	3- 0	5- 1		
10- 2	2- 1	2- 0		HOME		1- 0	2- 0	3- 1		
5- 5	0- 3	1- 2		AWAY		2- 0	0- 0	2- 0		
2- 1	0- 1	0- 0		NEUTRAL		1- 0	1- 0	0- 0		
9- 2	1- 1	1- 0		NON-CONFERENCE		1- 0	2- 0	4- 1		
4- 1	1- 0	0- 0		HOME		0- 0	1- 0	2- 1		
3- 0	0- 0	1- 0		AWAY		0- 0	0- 0	2- 0		
2- 1	0- 1	0- 0		NEUTRAL		1- 0	1- 0	0- 0		
8- 6	1- 4	2- 2		CONFERENCE		3- 0	1- 0	1- 0		
6- 1	1- 1	2- 0		HOME		1- 0	1- 0	1- 0		
2- 5	0- 3	0- 2		AWAY		2- 0	0- 0	0- 0		
0- 0	0- 0	0- 0		NEUTRAL		0- 0	0- 0	0- 0		

RPI	S	Opponent	Score	RPI	S	Opponent	Score	RPI	S	Opponent	Score	RPI	S	Opponent	Score
4	A	Baylor	68 78	30	A	Washington	71 68	72	N	Utah	70 55	117	N	Boston College	76 61
7	A	Texas	76 83	36	A	West Virginia	55 63	92	A	TCU	78 65	130	H	Little Rock	65 52
7	H	Texas	74 56	36	H	West Virginia	57 54	92	H	TCU	77 64	136	H	Texas Tech	92 53
11	H	BYU	73 47	49	A	Kansas St.	71 87	100	A	Iowa St.	77 71	190	A	Tulsa	75 62
15	N	Texas A&M	68 74	49	H	Kansas St.	68 58					212	H	Kansas	67 44
16	A	Oklahoma St.	42 73									217	H	North Texas	57 61
16	H	Oklahoma St.	69 71									253	H	UTSA	80 41
												299	A	Bradley	79 46
												311	H	Winthrop	78 48
LAST 12 Division I GAMES:															
36	A	West Virginia	55 63	36	H	West Virginia	57 54								
7	H	Texas	74 56	7	A	Texas	76 83								
49	A	Kansas St.	71 87	136	H	Texas Tech	92 53								
92	H	TCU	77 64	16	A	Oklahoma St.	42 73								
16	H	Oklahoma St.	69 71	49	H	Kansas St.	68 58								
100	A	Iowa St.	77 71	92	A	TCU	78 65								

Non-Div I Games:

Oklahoma

■ Loss, 
 ■ Non-Conf, S Site, 
 ■ Home 
 ■ Away 
 N Neutral

Average RPI Win:	140	WON-LOST	WINNING	LAST 10	STRENGTH OF	OPP. STRENGTH	TEAM	ADJ.	CONF.	ADJ CONF.
Average RPI Loss:	35	RECORD	PCT. RANK	GAMES	SCHEDULE	OF SCHEDULE	RPI	RPI	RPI	RPI
DIV. I ONLY	19- 6	43	7- 3	35	40	16	16	3	3	
DIV. I NON-CONF.	10- 1	19	0- 0	198	182	42	42	3	3	
TOTALS	RPI 1-25	RPI 26-50	W-L RECORDS	RPI 51-100	RPI 101-150	RPI 150+				
19- 6	3- 3	1- 2	OVERALL	4- 1	3- 0	8- 0				
14- 1	2- 1	1- 0	HOME	3- 0	2- 0	6- 0				
5- 5	1- 2	0- 2	AWAY	1- 1	1- 0	2- 0				
0- 0	0- 0	0- 0	NEUTRAL	0- 0	0- 0	0- 0				
10- 1	0- 0	0- 1	NON-CONFERENCE	2- 0	1- 0	7- 0				
8- 0	0- 0	0- 0	HOME	1- 0	1- 0	6- 0				
2- 1	0- 0	0- 1	AWAY	1- 0	0- 0	1- 0				
0- 0	0- 0	0- 0	NEUTRAL	0- 0	0- 0	0- 0				
9- 5	3- 3	1- 1	CONFERENCE	2- 1	2- 0	1- 0				
6- 1	2- 1	1- 0	HOME	2- 0	1- 0	0- 0				
3- 4	1- 2	0- 1	AWAY	0- 1	1- 0	1- 0				
0- 0	0- 0	0- 0	NEUTRAL	0- 0	0- 0	0- 0				

RPI S	Opponent	Score	RPI S	Opponent	Score	RPI S	Opponent	Score	RPI S	Opponent	Score
4	A Baylor	41 66	36	H West Virginia	63 51	74	H Washington St.	70 60	116	H North Carolina	77 67
4	H Baylor	52 45	42	A South Fla.	46 68	88	A Missouri St.	74 55	136	A Texas Tech	69 46
7	A Texas	55 70	49	A Kansas St.	44 47	92	H TCU	80 52	136	H Texas Tech	70 57
7	H Texas	48 78				100	A Iowa St.	42 49	156	H Oral Roberts	59 55
24	A Oklahoma	71 69				100	H Iowa St.	79 76	163	H SIUE	86 61
24	H Oklahoma	73 42							195	H UTRGV	78 54
									212	A Kansas	74 46
									244	H Texas Southern	87 52
									271	A UCF	74 55
									282	H Lamar	90 45
									298	H Savannah St.	76 48
LAST 12 Division I GAMES:											
4	A Baylor	41 66	212	A Kansas	74 46						
36	H West Virginia	63 51	100	H Iowa St.	79 76						
7	A Texas	55 70	24	H Oklahoma	73 42						
136	H Texas Tech	70 57	49	A Kansas St.	44 47						
24	A Oklahoma	71 69	7	H Texas	48 78						
92	H TCU	80 52	136	A Texas Tech	69 46						

Non-Div I Games:

Oklahoma St.

OLD DOMINION				THROUGH GAMES OF FEB. 10, 1910						
Average RPI Win:	210	WON-LOST	WINNING	LAST 10	STRENGTH OF	OPP. STRENGTH	TEAM	ADJ.	CONF.	ADJ CONF.
Average RPI Loss:	120	RECORD	PCT. RANK	GAMES	SCHEDULE	OF SCHEDULE	RPI	RPI	RPI	RPI
DIV. I ONLY	11- 14	207	5- 5	98	162	158	158	12	12	
DIV. I NON-CONF.	4- 8	234	0- 0	146	251	217	217	10	10	
TOTALS	RPI 1-25		RPI 26-50	W-L RECORDS		RPI 51-100	RPI 101-150		RPI 150+	
11- 14	0- 1		0- 3	OVERALL		3- 2	0- 4		8- 4	
6- 4	0- 0		0- 2	HOME		1- 0	0- 1		5- 1	
5- 7	0- 0		0- 1	AWAY		2- 1	0- 2		3- 3	
0- 3	0- 1		0- 0	NEUTRAL		0- 1	0- 1		0- 0	
4- 8	0- 1		0- 1	NON-CONFERENCE		0- 2	0- 2		4- 2	
2- 2	0- 0		0- 1	HOME		0- 0	0- 1		2- 0	
2- 3	0- 0		0- 0	AWAY		0- 1	0- 0		2- 2	
0- 3	0- 1		0- 0	NEUTRAL		0- 1	0- 1		0- 0	
7- 6	0- 0		0- 2	CONFERENCE		3- 0	0- 2		4- 2	
4- 2	0- 0		0- 1	HOME		1- 0	0- 0		3- 1	
3- 4	0- 0		0- 1	AWAY		2- 0	0- 2		1- 1	
0- 0	0- 0		0- 0	NEUTRAL		0- 0	0- 0		0- 0	

RPI 1-25				RPI 26-50				RPI 51-100				RPI 101+				Team's RPI: 158	
RPI	S	Opponent	Score	RPI	S	Opponent	Score	RPI	S	Opponent	Score	RPI	S	Opponent	Score		
12	N	Maryland	49 95	28	H	Miami (FL)	35 61	65	N	South Dakota St.	39 71	121	N	Pittsburgh	58 67		
				50	A	Western Ky.	51 68	73	A	Middle Tenn.	61 58	140	A	UAB	55 58		
				50	H	Western Ky.	74 85	84	A	Charlotte	71 59	144	A	Marshall	62 80		
								84	H	Charlotte	94 85	145	H	ETSU	52 56		
								96	A	VCU	54 74	153	H	Southern Miss.	53 45		
												176	H	Louisiana Tech	51 69		
												192	H	Fla. Atlantic	85 45		
												206	A	Richmond	57 62		
												217	A	North Texas	65 48		
												218	A	William & Mary	64 75		
												230	A	Rice	46 68		
												250	H	Loyola Maryland	64 41		
												294	A	UMES	69 52		
												295	H	FIU	84 49		
												327	A	Howard	83 64		
												344	H	Wagner	71 57		
LAST 12 Division I GAMES:																	
				50	H	Western Ky.	74 85	144	A	Marshall	62 80						
				230	A	Rice	46 68	50	A	Western Ky.	51 68						
				217	A	North Texas	65 48	73	A	Middle Tenn.	61 58						
				84	H	Charlotte	94 85	140	A	UAB	55 58						
				295	H	FIU	84 49	153	H	Southern Miss.	53 45						
				192	H	Fla. Atlantic	85 45	176	H	Louisiana Tech	51 69						

Non-Div I Games:

Old Dominion

Loss, Non-Conf, S Site, H Home A Away N Neutral

Average RPI Win:	215	WON-LOST	WINNING	LAST 10	STRENGTH OF	OPP. STRENGTH	TEAM	ADJ.	CONF.	ADJ CONF.
Average RPI Loss:	65	RECORD	PCT. RANK	GAMES	SCHEDULE	OF SCHEDULE	RPI	RPI	RPI	RPI
DIV. I ONLY	10- 16	242	1- 9	60	82	161	161	2	2	
DIV. I NON-CONF.	8- 5	120	0- 0	239	326	196	196	2	2	
TOTALS	RPI 1-25	RPI 26-50	W-L RECORDS	RPI 51-100	RPI 101-150	RPI 150+				
10- 16	1- 6	1- 2	OVERALL	1- 4	1- 2	6- 2				
8- 7	1- 2	1- 1	HOME	1- 3	0- 1	5- 0				
2- 9	0- 4	0- 1	AWAY	0- 1	1- 1	1- 2				
0- 0	0- 0	0- 0	NEUTRAL	0- 0	0- 0	0- 0				
8- 5	0- 0	1- 0	NON-CONFERENCE	0- 3	1- 1	6- 1				
6- 3	0- 0	1- 0	HOME	0- 2	0- 1	5- 0				
2- 2	0- 0	0- 0	AWAY	0- 1	1- 0	1- 1				
0- 0	0- 0	0- 0	NEUTRAL	0- 0	0- 0	0- 0				
2- 11	1- 6	0- 2	CONFERENCE	1- 1	0- 1	0- 1				
2- 4	1- 2	0- 1	HOME	1- 1	0- 0	0- 0				
0- 7	0- 4	0- 1	AWAY	0- 0	0- 1	0- 1				
0- 0	0- 0	0- 0	NEUTRAL	0- 0	0- 0	0- 0				

RPI	S	Opponent	Score	RPI	S	Opponent	Score	RPI	S	Opponent	Score	RPI	S	Opponent	Score	Team's RPI: 161
2	A	South Carolina	62 81	32	A	Mississippi St.	51 79	52	H	Auburn	60 65	132	A	LSU	57 76	
14	H	Kentucky	73 65	35	H	Missouri	46 60	73	A	Middle Tenn.	75 84	133	H	La.-Lafayette	78 82	
15	A	Texas A&M	58 81	50	H	Western Ky.	59 53	75	H	Vanderbilt	55 52	137	A	Stony Brook	72 57	
15	H	Texas A&M	48 62					83	H	Tulane	59 61	153	A	Southern Miss.	38 57	
19	A	Tennessee	51 57					88	H	Missouri St.	78 91	159	A	Alabama	37 48	
21	H	Florida	65 85									168	H	McNeese St.	96 56	
25	A	Georgia	56 70									333	H	New Orleans	97 59	
												338	H	Ark.-Pine Bluff	80 45	
												344	A	Wagner	86 49	
												345	H	Alabama A&M	103 42	
												348	H	Mississippi Val.	97 61	
LAST 12 Division I GAMES:																
19	A	Tennessee	51 57	2	A	South Carolina	62 81									
15	H	Texas A&M	48 62	14	H	Kentucky	73 65									
52	H	Auburn	60 65	32	A	Mississippi St.	51 79									
25	A	Georgia	56 70	15	A	Texas A&M	58 81									
159	A	Alabama	37 48	21	H	Florida	65 85									
35	H	Missouri	46 60	132	A	LSU	57 76									

Non-Div I Games:

Ole Miss

■ Loss, 
■ Non-Conf, 
■ S Site, 
■ H Home 
■ A Away 
N Neutral



Average RPI Win: <b>277</b>	WON-LOST	WINNING	LAST 10	STRENGTH OF	OPP. STRENGTH	TEAM	ADJ.	CONF.	ADJ CONF.
Average RPI Loss: <b>153</b>	RECORD	PCT. RANK	GAMES	SCHEDULE	OF SCHEDULE	RPI	RPI	RPI	RPI
DIV. I ONLY	<b>11- 13</b>	<b>195</b>	<b>4- 6</b>	<b>282</b>	<b>254</b>	<b>260</b>	<b>260</b>	<b>18</b>	<b>18</b>
DIV. I NON-CONF.	<b>5- 5</b>	<b>160</b>	<b>0- 0</b>	<b>334</b>	<b>280</b>	<b>280</b>	<b>280</b>	<b>19</b>	<b>19</b>
TOTALS	RPI 1-25	RPI 26-50	W-L RECORDS	RPI 51-100	RPI 101-150	RPI 150+			
11- 13	0- 0	0- 0	OVERALL	0- 4	1- 3	10- 6			
8- 5	0- 0	0- 0	HOME	0- 2	1- 1	7- 2			
2- 7	0- 0	0- 0	AWAY	0- 2	0- 2	2- 3			
1- 1	0- 0	0- 0	NEUTRAL	0- 0	0- 0	1- 1			
5- 5	0- 0	0- 0	NON-CONFERENCE	0- 0	0- 2	5- 3			
3- 2	0- 0	0- 0	HOME	0- 0	0- 1	3- 1			
1- 2	0- 0	0- 0	AWAY	0- 0	0- 1	1- 1			
1- 1	0- 0	0- 0	NEUTRAL	0- 0	0- 0	1- 1			
6- 8	0- 0	0- 0	CONFERENCE	0- 4	1- 1	5- 3			
5- 3	0- 0	0- 0	HOME	0- 2	1- 0	4- 1			
1- 5	0- 0	0- 0	AWAY	0- 2	0- 1	1- 2			
0- 0	0- 0	0- 0	NEUTRAL	0- 0	0- 0	0- 0			

RPI S	Opponent	Score	RPI S	Opponent	Score	RPI S	Opponent	Score	RPI S	Opponent	Score	Team's RPI: 260
						65	A South Dakota St.	58 <b>68</b>	125	A IUPUI	59 <b>75</b>	
						65	H South Dakota St.	47 <b>65</b>	125	H IUPUI	57 54	
						78	A South Dakota	76 <b>82</b>	129	A North Dakota	52 <b>67</b>	
						78	H South Dakota	55 <b>70</b>	142	H Creighton	46 <b>69</b>	
									156	H Oral Roberts	65 <b>67</b>	
									163	A SIUE	86 <b>90</b>	
									216	H Utah Valley	59 <b>74</b>	
									221	A Western Ill.	55 <b>74</b>	
									221	H Western Ill.	79 66	
									234	A Indiana St.	51 50	
									246	N Houston Baptist	51 <b>64</b>	
									271	H UCF	75 60	
									300	H UMKC	57 42	
									303	H Denver	67 55	
									307	A North Dakota St.	67 <b>74</b>	
									307	H North Dakota St.	77 52	
									313	N Illinois St.	60 56	
									317	A IPFW	60 58	
									317	H IPFW	71 64	
									340	H Eastern Ill.	76 67	
LAST 12 Division I GAMES:												
125	H IUPUI	57 54	317	A IPFW	60 58							
307	A North Dakota St.	67 <b>74</b>	156	H Oral Roberts	65 <b>67</b>							
317	H IPFW	71 64	303	H Denver	67 55							
78	H South Dakota	55 <b>70</b>	125	A IUPUI	59 <b>75</b>							
65	H South Dakota St.	47 <b>65</b>	78	A South Dakota	76 <b>82</b>							
221	A Western Ill.	55 <b>74</b>	65	A South Dakota St.	58 <b>68</b>							

Non-Div I Games: Midland 58 53 Waldorf 97 32

Omaha

Loss, Non-Conf, S Site, H Home A Away N Neutral

Oral Roberts

Through Games Of Feb. 18, 2016

Average RPI Win:	240	WON-LOST	WINNING	LAST 10	STRENGTH OF	OPP. STRENGTH	TEAM	ADJ.	CONF.	ADJ CONF.
Average RPI Loss:	116	RECORD	PCT. RANK	GAMES	SCHEDULE	OF SCHEDULE	RPI	RPI	RPI	RPI
DIV. I ONLY	10- 14	225	5- 5	147	135	156	156	18	18	
DIV. I NON-CONF.	2- 8	290	0- 0	96	13	173	173	19	19	
TOTALS	RPI 1-25	RPI 26-50	W-L RECORDS	RPI 51-100	RPI 101-150	RPI 150+				
10- 14	0- 2	0- 0	OVERALL	1- 6	1- 3	8- 3				
4- 3	0- 0	0- 0	HOME	1- 1	0- 2	3- 0				
6- 11	0- 2	0- 0	AWAY	0- 5	1- 1	5- 3				
0- 0	0- 0	0- 0	NEUTRAL	0- 0	0- 0	0- 0				
2- 8	0- 2	0- 0	NON-CONFERENCE	0- 3	0- 2	2- 1				
0- 1	0- 0	0- 0	HOME	0- 0	0- 1	0- 0				
2- 7	0- 2	0- 0	AWAY	0- 3	0- 1	2- 1				
0- 0	0- 0	0- 0	NEUTRAL	0- 0	0- 0	0- 0				
8- 6	0- 0	0- 0	CONFERENCE	1- 3	1- 1	6- 2				
4- 2	0- 0	0- 0	HOME	1- 1	0- 1	3- 0				
4- 4	0- 0	0- 0	AWAY	0- 2	1- 0	3- 2				
0- 0	0- 0	0- 0	NEUTRAL	0- 0	0- 0	0- 0				

RPI 1-25				RPI 26-50				RPI 51-100				RPI 101+ Team's RPI: 156			
RPI	S	Opponent	Score	RPI	S	Opponent	Score	RPI	S	Opponent	Score	RPI	S	Opponent	Score
4	A	Baylor	39 97					65	A	South Dakota St.	48 60	125	A	IUPUI	52 47
16	A	Oklahoma St.	55 59					65	H	South Dakota St.	50 68	125	H	IUPUI	54 57
								66	A	Michigan	44 61	130	H	Little Rock	52 66
								78	A	South Dakota	48 71	131	A	Arkansas	50 65
								78	H	South Dakota	60 56	190	A	Tulsa	59 53
								88	A	Missouri St.	64 72	212	A	Kansas	70 63
								97	A	Eastern Mich.	69 77	221	A	Western Ill.	61 72
												224	A	Grand Canyon	64 66
												260	A	Omaha	67 65
												303	A	Denver	59 56
												303	H	Denver	65 33
												307	A	North Dakota St.	52 42
												307	H	North Dakota St.	59 58
												317	A	IPFW	48 54
												317	H	IPFW	61 59
LAST 12 Division I GAMES:															
317	A	IPFW	48 54	65	H	South Dakota St.	50 68								
78	A	South Dakota	48 71	303	H	Denver	65 33								
65	A	South Dakota St.	48 60	260	A	Omaha	67 65								
303	A	Denver	59 56	317	H	IPFW	61 59								
307	H	North Dakota St.	59 58	307	A	North Dakota St.	52 42								
125	H	IUPUI	54 57	78	H	South Dakota	60 56								

Non-Div I Games: Lyon 49 68 Evangel 89 46

Oral Roberts

Loss, Non-Conf, S Site, H Home A Away N Neutral

Average RPI Win: 159		WON-LOST	WINNING	LAST 10	STRENGTH OF	OPP. STRENGTH	TEAM	ADJ.	CONF.	ADJ CONF.
Average RPI Loss: 14		RECORD	PCT. RANK	GAMES	SCHEDULE	OF SCHEDULE	RPI	RPI	RPI	RPI
DIV. I ONLY		19- 6	43	8- 2	136	8	57	57	1	1
DIV. I NON-CONF.		11- 0	1	0- 0	326	54	72	72	1	1
TOTALS		RPI 1-25	RPI 26-50		W-L RECORDS		RPI 51-100	RPI 101-150	RPI 150+	
19- 6	0- 5	1- 1		OVERALL		5- 0	3- 0	10- 0		
14- 3	0- 3	0- 0		HOME		3- 0	2- 0	9- 0		
5- 3	0- 2	1- 1		AWAY		2- 0	1- 0	1- 0		
0- 0	0- 0	0- 0		NEUTRAL		0- 0	0- 0	0- 0		
11- 0	0- 0	0- 0		NON-CONFERENCE		1- 0	2- 0	8- 0		
10- 0	0- 0	0- 0		HOME		1- 0	1- 0	8- 0		
1- 0	0- 0	0- 0		AWAY		0- 0	1- 0	0- 0		
0- 0	0- 0	0- 0		NEUTRAL		0- 0	0- 0	0- 0		
8- 6	0- 5	1- 1		CONFERENCE		4- 0	1- 0	2- 0		
4- 3	0- 3	0- 0		HOME		2- 0	1- 0	1- 0		
4- 3	0- 2	1- 1		AWAY		2- 0	0- 0	1- 0		
0- 0	0- 0	0- 0		NEUTRAL		0- 0	0- 0	0- 0		

RPI S	Opponent	Score	RPI S	Opponent	Score	RPI S	Opponent	Score	RPI S	Opponent	Score
6	H Arizona St.	58 63	30	A Washington	75 63	59	H UC Riverside	95 81	111	H Arizona	76 54
8	H Stanford	62 64	39	A Southern California	67 74	72	A Utah	77 65	116	A North Carolina	79 77
9	A Oregon St.	33 60				72	H Utah	69 58	129	H North Dakota	77 51
9	H Oregon St.	45 59				74	A Washington St.	73 48	151	H Hampton	86 51
10	A UCLA	69 80				76	H California	69 59	177	A Colorado	59 46
									177	H Colorado	77 70
									184	H San Jose St.	104 74
									216	H Utah Valley	79 68
									248	H Clemson	69 56
									255	H UC Santa Barbara	79 51
									261	H Seattle	82 62
									286	H Portland	93 52
									319	H Portland St.	122 59
LAST 12 Division I GAMES:											
177	H Colorado	77 70	72	A Utah	77 65						
72	H Utah	69 58	177	A Colorado	59 46						
30	A Washington	75 63	76	H California	69 59						
74	A Washington St.	73 48	8	H Stanford	62 64						
111	H Arizona	76 54	9	H Oregon St.	45 59						
6	H Arizona St.	58 63	9	A Oregon St.	33 60						

Non-Div I Games:

Oregon

■ Loss, 
 ■ Non-Conf, S Site, 
 ■ Home 
 ■ Away 
 N Neutral

Average RPI Win:	113	WON-LOST	WINNING	LAST 10	STRENGTH OF	OPP. STRENGTH	TEAM	ADJ.	CONF.	ADJ CONF.
Average RPI Loss:	10	RECORD	PCT. RANK	GAMES	SCHEDULE	OF SCHEDULE	RPI	RPI	RPI	RPI
DIV. I ONLY	22- 3	10	10- 0	44	6	9	9	1	1	
DIV. I NON-CONF.	9- 2	37	0- 0	117	21	43	43	1	1	
TOTALS	RPI 1-25	RPI 26-50	W-L RECORDS	RPI 51-100	RPI 101-150	RPI 150+				
22- 3	2- 3	2- 0	OVERALL	9- 0	3- 0	6- 0				
12- 1	2- 1	0- 0	HOME	4- 0	2- 0	4- 0				
8- 2	0- 2	2- 0	AWAY	4- 0	0- 0	2- 0				
2- 0	0- 0	0- 0	NEUTRAL	1- 0	1- 0	0- 0				
9- 2	0- 2	0- 0	NON-CONFERENCE	3- 0	2- 0	4- 0				
5- 1	0- 1	0- 0	HOME	1- 0	1- 0	3- 0				
2- 1	0- 1	0- 0	AWAY	1- 0	0- 0	1- 0				
2- 0	0- 0	0- 0	NEUTRAL	1- 0	1- 0	0- 0				
13- 1	2- 1	2- 0	CONFERENCE	6- 0	1- 0	2- 0				
7- 0	2- 0	0- 0	HOME	3- 0	1- 0	1- 0				
6- 1	0- 1	2- 0	AWAY	3- 0	0- 0	1- 0				
0- 0	0- 0	0- 0	NEUTRAL	0- 0	0- 0	0- 0				

RPI	S	Opponent	Score	RPI	S	Opponent	Score	RPI	S	Opponent	Score	RPI	S	Opponent	Score
1	A	Notre Dame	61 62	30	A	Washington	61 53	57	A	Oregon	59 45	111	H	Arizona	71 43
6	H	Arizona St.	67 44	39	A	Southern California	57 49	57	H	Oregon	60 33	131	N	Arkansas	63 47
8	H	Stanford	58 50					59	H	UC Riverside	86 65	135	H	Idaho	69 44
10	A	UCLA	51 71					67	N	Hofstra	73 50	177	A	Colorado	61 47
19	H	Tennessee	50 53					72	A	Utah	62 53	177	H	Colorado	73 50
								72	H	Utah	72 53	196	H	Cal Poly	80 43
								74	A	Washington St.	54 45	245	H	CSU Bakersfield	75 51
								76	H	California	70 48	286	A	Portland	94 50
								82	A	Marquette	65 58	324	H	Longwood	110 45
LAST 12 Division I GAMES:															
72	H	Utah	72 53	177	A	Colorado	61 47								
177	H	Colorado	73 50	72	A	Utah	62 53								
74	A	Washington St.	54 45	8	H	Stanford	58 50								
30	A	Washington	61 53	76	H	California	70 48								
6	H	Arizona St.	67 44	57	A	Oregon	59 45								
111	H	Arizona	71 43	57	H	Oregon	60 33								

Non-Div I Games:

Oregon St.

## Pacific

Through Games Of Feb. 18, 2016

Average RPI Win: <b>224</b>	WON-LOST	WINNING	LAST 10	STRENGTH OF	OPP. STRENGTH	TEAM	ADJ.	CONF.	ADJ CONF.
Average RPI Loss: <b>114</b>	RECORD	PCT. RANK	GAMES	SCHEDULE	OF SCHEDULE	RPI	RPI	RPI	RPI
DIV. I ONLY	<b>11- 14</b>	<b>207</b>	<b>3- 7</b>	<b>155</b>	<b>117</b>	<b>167</b>	<b>167</b>	<b>8</b>	<b>8</b>
DIV. I NON-CONF.	<b>6- 4</b>	<b>125</b>	<b>0- 0</b>	<b>229</b>	<b>248</b>	<b>128</b>	<b>128</b>	<b>9</b>	<b>9</b>
TOTALS	RPI 1-25	RPI 26-50	W-L RECORDS	RPI 51-100	RPI 101-150	RPI 150+			
11- 14	0- 2	0- 0	OVERALL	0- 6	2- 2	9- 4			
5- 5	0- 1	0- 0	HOME	0- 2	1- 1	4- 1			
6- 9	0- 0	0- 0	AWAY	0- 0	1- 0	5- 0			
0- 0	0- 0	0- 0	NEUTRAL	0- 0	0- 0	0- 0			
6- 4	0- 0	0- 0	NON-CONFERENCE	0- 0	1- 2	5- 2			
2- 1	0- 0	0- 0	HOME	0- 0	0- 1	2- 0			
4- 3	0- 0	0- 0	AWAY	0- 0	1- 1	3- 2			
0- 0	0- 0	0- 0	NEUTRAL	0- 0	0- 0	0- 0			
5- 10	0- 2	0- 0	CONFERENCE	0- 6	1- 0	4- 2			
3- 4	0- 1	0- 0	HOME	0- 2	1- 0	2- 1			
2- 6	0- 1	0- 0	AWAY	0- 4	0- 0	2- 1			
0- 0	0- 0	0- 0	NEUTRAL	0- 0	0- 0	0- 0			

RPI 1-25				RPI 26-50				RPI 51-100				RPI 101+ Team's RPI: 167			
RPI	S	Opponent	Score	RPI	S	Opponent	Score	RPI	S	Opponent	Score	RPI	S	Opponent	Score
11	A	BYU	62 <b>79</b>					53	A	St. Mary's (CA)	75 <b>83</b>	101	H	San Francisco	70 57
11	H	BYU	57 <b>67</b>					53	H	St. Mary's (CA)	73 <b>82</b>	111	A	Arizona	56 <b>69</b>
								56	A	Santa Clara	52 <b>76</b>	116	A	North Carolina	66 63
								81	A	San Diego	56 <b>69</b>	143	H	Long Beach St.	60 <b>68</b>
								81	H	San Diego	56 <b>59</b>	182	A	UC Davis	66 53
								99	A	Gonzaga	61 <b>68</b>	184	H	San Jose St.	81 69
												202	A	Gardner-Webb	84 77
												203	A	Utah St.	70 <b>78</b>
												215	A	Montana	54 <b>64</b>
												238	A	Loyola Marymount	88 <b>96</b>
												238	H	Loyola Marymount	60 <b>63</b>
												245	A	CSU Bakersfield	80 74
												268	A	Pepperdine	92 64
												268	H	Pepperdine	65 62
												286	A	Portland	72 64
												286	H	Portland	87 38
												331	H	Nevada	74 52
LAST 12 Division I GAMES:															
286	H	Portland	87 38	99	A	Gonzaga	61 <b>68</b>	286	A	Portland	72 64				
268	A	Pepperdine	92 64	53	H	St. Mary's (CA)	73 <b>82</b>	238	H	Loyola Marymount	60 <b>63</b>				
238	A	Loyola Marymount	88 <b>96</b>	268	H	Pepperdine	65 62	11	A	BYU	62 <b>79</b>				
81	H	San Diego	56 <b>59</b>												
11	H	BYU	57 <b>67</b>												
53	A	St. Mary's (CA)	75 <b>83</b>												

Non-Div I Games: Stanislaus St. 74 61

Pacific

■ Loss, 
 ■ Non-Conf, S Site, 
 ■ Home 
 ■ Away 
 N Neutral

Average RPI Win:	178	WON-LOST	WINNING	LAST 10	STRENGTH OF	OPP. STRENGTH	TEAM	ADJ.	CONF.	ADJ CONF.
Average RPI Loss:	68	RECORD	PCT. RANK	GAMES	SCHEDULE	OF SCHEDULE	RPI	RPI	RPI	RPI
DIV. I ONLY	17- 3	15	9- 1	95	148	34	34	10	10	
DIV. I NON-CONF.	10- 3	61	3- 1	141	135	60	60	11	11	
TOTALS	RPI 1-25	RPI 26-50	W-L RECORDS	RPI 51-100	RPI 101-150	RPI 150+				
17- 3	0- 0	2- 1	OVERALL	2- 1	2- 1	11- 0				
10- 1	0- 0	2- 1	HOME	1- 0	0- 0	7- 0				
7- 2	0- 0	0- 0	AWAY	1- 1	2- 1	4- 0				
0- 0	0- 0	0- 0	NEUTRAL	0- 0	0- 0	0- 0				
10- 3	0- 0	1- 1	NON-CONFERENCE	2- 1	1- 1	6- 0				
5- 1	0- 0	1- 1	HOME	1- 0	0- 0	3- 0				
5- 2	0- 0	0- 0	AWAY	1- 1	1- 1	3- 0				
0- 0	0- 0	0- 0	NEUTRAL	0- 0	0- 0	0- 0				
7- 0	0- 0	1- 0	CONFERENCE	0- 0	1- 0	5- 0				
5- 0	0- 0	1- 0	HOME	0- 0	0- 0	4- 0				
2- 0	0- 0	0- 0	AWAY	0- 0	1- 0	1- 0				
0- 0	0- 0	0- 0	NEUTRAL	0- 0	0- 0	0- 0				

RPI S	Opponent	Score	RPI S	Opponent	Score	Team's RPI: 34	RPI S	Opponent	Score	RPI S	Opponent	Score
			40	H Princeton	50 48		54	A Villanova	46 66	106	A Saint Joseph's	46 50
			45	H Duke	50 57		68	A Temple	60 54	114	A Harvard	68 48
			46	H Colorado St.	49 48		90	H Drexel	72 67	122	A Hawaii	64 54
										152	H Cornell	65 50
										155	H Yale	68 49
										162	A UMBC	81 46
										201	H Brown	66 49
										220	H Columbia	71 51
										232	H Navy	57 43
										236	A Dartmouth	56 41
										239	A New Hampshire	67 60
										278	A La Salle	78 68
										328	H Lafayette	54 37
										344	H Wagner	78 50
LAST 12 Division I GAMES:												
			152	H Cornell	65 50		54	A Villanova	46 66			
			220	H Columbia	71 51		68	A Temple	60 54			
			236	A Dartmouth	56 41		278	A La Salle	78 68			
			114	A Harvard	68 48		40	H Princeton	50 48			
			201	H Brown	66 49		122	A Hawaii	64 54			
			155	H Yale	68 49		344	H Wagner	78 50			

Non-Div I Games: BYU-Hawaii 73 41

Penn

■ Loss, 
■ Non-Conf, S Site, 
■ Home 
■ Away 
N Neutral

Average RPI Win:	148	WON-LOST	WINNING	LAST 10	STRENGTH OF	OPP. STRENGTH	TEAM	ADJ.	CONF.	ADJ CONF.
Average RPI Loss:	70	RECORD	PCT. RANK	GAMES	SCHEDULE	OF SCHEDULE	RPI	RPI	RPI	RPI
DIV. I ONLY	10- 16	242	2- 5	33	31	126	126	4	4	
DIV. I NON-CONF.	5- 6	180	0- 1	52	102	151	151	4	4	
TOTALS	RPI 1-25	RPI 26-50	W-L RECORDS	RPI 51-100	RPI 101-150	RPI 150+				
10- 16	0- 4	1- 3	OVERALL	1- 6	3- 1	5- 2				
6- 8	0- 2	0- 1	HOME	0- 4	2- 1	4- 0				
4- 7	0- 1	1- 2	AWAY	1- 2	1- 0	1- 2				
0- 1	0- 1	0- 0	NEUTRAL	0- 0	0- 0	0- 0				
5- 6	0- 2	0- 2	NON-CONFERENCE	0- 0	1- 1	4- 1				
5- 1	0- 0	0- 0	HOME	0- 0	1- 1	4- 0				
0- 4	0- 1	0- 2	AWAY	0- 0	0- 0	0- 1				
0- 1	0- 1	0- 0	NEUTRAL	0- 0	0- 0	0- 0				
5- 10	0- 2	1- 1	CONFERENCE	1- 6	2- 0	1- 1				
1- 7	0- 2	0- 1	HOME	0- 4	1- 0	0- 0				
4- 3	0- 0	1- 0	AWAY	1- 2	1- 0	1- 1				
0- 0	0- 0	0- 0	NEUTRAL	0- 0	0- 0	0- 0				

RPI 1-25				RPI 26-50				RPI 51-100				RPI 101+ Team's RPI: 126			
RPI	S	Opponent	Score	RPI	S	Opponent	Score	RPI	S	Opponent	Score	RPI	S	Opponent	Score
5	H	Ohio St.	63 77	26	A	Michigan St.	65 61	51	H	Rutgers	62 74	103	H	Youngstown St.	68 51
11	N	BYU	51 63	26	H	Michigan St.	55 71	55	A	Iowa	82 69	107	A	Northwestern	73 54
12	H	Maryland	53 89	33	A	St. Bonaventure	60 70	64	H	Purdue	78 88	107	H	Northwestern	79 72
19	A	Tennessee	66 74	42	A	South Fla.	79 101	66	H	Michigan	87 91	119	H	Virginia Tech	59 64
								69	A	Nebraska	69 87	157	A	Illinois	65 56
								69	H	Nebraska	78 83	171	A	Wisconsin	62 82
								79	A	Minnesota	85 98	175	H	Fordham	75 59
												240	H	Sacred Heart	83 46
												243	H	Holy Cross	86 82
												267	H	Central Conn. St.	73 47
												290	A	CSUN	73 81
LAST 12 Division I GAMES:															
11	N	BYU	51 63	64	H	Purdue	78 88								
107	A	Northwestern	73 54	12	H	Maryland	53 89								
5	H	Ohio St.	63 77	157	A	Illinois	65 56								
26	A	Michigan St.	65 61	55	A	Iowa	82 69								
51	H	Rutgers	62 74	66	H	Michigan	87 91								
69	A	Nebraska	69 87	69	H	Nebraska	78 83								

Non-Div I Games:

Penn St.

■ Loss, 
 ■ Non-Conf, S Site, 
 ■ Home 
 ■ Away 
 N Neutral

Pepperdine

Through Games Of Feb. 18, 2016

Average RPI Win:	247	WON-LOST	WINNING	LAST 10	STRENGTH OF	OPP. STRENGTH	TEAM	ADJ.	CONF.	ADJ CONF.
Average RPI Loss:	120	RECORD	PCT. RANK	GAMES	SCHEDULE	OF SCHEDULE	RPI	RPI	RPI	RPI
DIV. I ONLY	6- 20	306	1- 7	118	120	268	268	8	8	
DIV. I NON-CONF.	4- 6	201	0- 1	250	264	242	242	9	9	
TOTALS	RPI 1-25	RPI 26-50	W-L RECORDS	RPI 51-100	RPI 101-150	RPI 150+				
6- 20	0- 2	0- 1	OVERALL	1- 7	0- 2	5- 8				
5- 7	0- 1	0- 0	HOME	1- 3	0- 1	4- 2				
1- 12	0- 1	0- 1	AWAY	0- 4	0- 1	1- 5				
0- 1	0- 0	0- 0	NEUTRAL	0- 0	0- 0	0- 1				
4- 6	0- 0	0- 1	NON-CONFERENCE	0- 1	0- 0	4- 4				
3- 1	0- 0	0- 0	HOME	0- 0	0- 0	3- 1				
1- 4	0- 0	0- 1	AWAY	0- 1	0- 0	1- 2				
0- 1	0- 0	0- 0	NEUTRAL	0- 0	0- 0	0- 1				
2- 14	0- 2	0- 0	CONFERENCE	1- 6	0- 2	1- 4				
2- 6	0- 1	0- 0	HOME	1- 3	0- 1	1- 1				
0- 8	0- 1	0- 0	AWAY	0- 3	0- 1	0- 3				
0- 0	0- 0	0- 0	NEUTRAL	0- 0	0- 0	0- 0				

RPI 1-25				RPI 26-50				RPI 51-100				RPI 101+ Team's RPI: 268			
RPI	S	Opponent	Score	RPI	S	Opponent	Score	RPI	S	Opponent	Score	RPI	S	Opponent	Score
11	A	BYU	64 69	48	A	Albany (NY)	49 64	53	A	St. Mary's (CA)	72 88	101	A	San Francisco	75 99
11	H	BYU	66 77					53	H	St. Mary's (CA)	62 58	101	H	San Francisco	74 81
								56	H	Santa Clara	60 62	166	N	George Mason	63 71
								70	A	Army West Point	53 63	167	A	Pacific	62 65
								81	A	San Diego	55 74	167	H	Pacific	64 92
								81	H	San Diego	54 70	172	A	New Mexico	52 60
								99	A	Gonzaga	39 56	187	A	UNLV	63 83
								99	H	Gonzaga	57 74	196	H	Cal Poly	47 61
												238	A	Loyola Marymount	69 79
												245	A	CSU Bakersfield	76 73
												255	H	UC Santa Barbara	71 69
												286	A	Portland	79 81
												286	H	Portland	74 62
												303	H	Denver	64 60
												339	H	Cal St. Fullerton	81 75
LAST 12 Division I GAMES:															
166	N	George Mason	63 71	11	H	BYU	66 77								
101	A	San Francisco	75 99	81	H	San Diego	54 70								
167	H	Pacific	64 92	11	A	BYU	64 69								
53	H	St. Mary's (CA)	62 58	81	A	San Diego	55 74								
99	A	Gonzaga	39 56	101	H	San Francisco	74 81								
286	A	Portland	79 81	56	H	Santa Clara	60 62								

Non-Div I Games: Alas. Anchorage 61 94

Pepperdine

Loss, Non-Conf, S Site, H Home A Away N Neutral



Average RPI Win:	233	WON-LOST	WINNING	LAST 10	STRENGTH OF	OPP. STRENGTH	TEAM	ADJ.	CONF.	ADJ CONF.
Average RPI Loss:	43	RECORD	PCT. RANK	GAMES	SCHEDULE	OF SCHEDULE	RPI	RPI	RPI	RPI
DIV. I ONLY	12- 14	192	4- 6	62	70	121	121	5	5	
DIV. I NON-CONF.	8- 5	120	0- 0	167	238	144	144	5	5	
TOTALS	RPI 1-25	RPI 26-50	W-L RECORDS	RPI 51-100	RPI 101-150	RPI 150+				
12- 14	0- 6	0- 4	OVERALL	1- 2	2- 2	9- 0				
6- 7	0- 4	0- 2	HOME	0- 0	0- 1	6- 0				
5- 5	0- 1	0- 2	AWAY	1- 1	2- 1	2- 0				
1- 2	0- 1	0- 0	NEUTRAL	0- 1	0- 0	1- 0				
8- 5	0- 2	0- 1	NON-CONFERENCE	0- 2	0- 0	8- 0				
6- 1	0- 1	0- 0	HOME	0- 0	0- 0	6- 0				
1- 2	0- 0	0- 1	AWAY	0- 1	0- 0	1- 0				
1- 2	0- 1	0- 0	NEUTRAL	0- 1	0- 0	1- 0				
4- 9	0- 4	0- 3	CONFERENCE	1- 0	2- 2	1- 0				
0- 6	0- 3	0- 2	HOME	0- 0	0- 1	0- 0				
4- 3	0- 1	0- 1	AWAY	1- 0	2- 1	1- 0				
0- 0	0- 0	0- 0	NEUTRAL	0- 0	0- 0	0- 0				

RPI 1-25				RPI 26-50				RPI 51-100				RPI 101+				Team's RPI: 121	
RPI	S	Opponent	Score	RPI	S	Opponent	Score	RPI	S	Opponent	Score	RPI	S	Opponent	Score		
1	H	Notre Dame	55 65	28	A	Miami (FL)	55 79	65	N	South Dakota St.	54 55	113	H	Wake Forest	49 60		
12	N	Maryland	49 70	40	A	Princeton	47 61	66	A	Michigan	45 82	116	A	North Carolina	76 60		
13	H	Florida St.	55 66	45	H	Duke	48 70	93	A	Virginia	58 55	117	A	Boston College	43 54		
17	A	Syracuse	48 71	47	H	North Carolina St.	76 78					119	A	Virginia Tech	59 48		
18	H	Louisville	61 84									158	N	Old Dominion	67 58		
22	H	Duquesne	65 79									243	H	Holy Cross	56 50		
												248	A	Clemson	59 56		
												263	A	Saint Francis (PA)	74 59		
												265	H	American	76 58		
												285	H	Rider	75 44		
												330	H	Delaware St.	77 43		
												337	H	Mt. St. Mary's	74 57		
												344	H	Wagner	67 41		
LAST 12 Division I GAMES:																	
				116	A	North Carolina	76 60	93	A	Virginia	58 55						
				119	A	Virginia Tech	59 48	117	A	Boston College	43 54						
				18	H	Louisville	61 84	13	H	Florida St.	55 66						
				113	H	Wake Forest	49 60	17	A	Syracuse	48 71						
				248	A	Clemson	59 56	47	H	North Carolina St.	76 78						
				45	H	Duke	48 70	28	A	Miami (FL)	55 79						

Non-Div I Games:

Pittsburgh

■ Loss, 
■ Non-Conf, 
■ S Site, 
■ H Home 
■ A Away 
N Neutral

Average RPI Win: <b>294</b>	WON-LOST	WINNING	LAST 10	STRENGTH OF	OPP. STRENGTH	TEAM	ADJ.	CONF.	ADJ CONF.
Average RPI Loss: <b>131</b>	RECORD	PCT. RANK	GAMES	SCHEDULE	OF SCHEDULE	RPI	RPI	RPI	RPI
DIV. I ONLY	2- 23	346	1- 9	79	164	286	286	8	8
DIV. I NON-CONF.	1- 9	325	0- 0	50	307	260	260	9	9
TOTALS	RPI 1-25	RPI 26-50	W-L RECORDS	RPI 51-100	RPI 101-150	RPI 150+			
2- 23	0- 2	0- 1	OVERALL	0- 7	0- 3	2- 10			
1- 11	0- 1	0- 0	HOME	0- 3	0- 2	1- 5			
1- 12	0- 1	0- 1	AWAY	0- 4	0- 1	1- 5			
0- 0	0- 0	0- 0	NEUTRAL	0- 0	0- 0	0- 0			
1- 9	0- 1	0- 1	NON-CONFERENCE	0- 1	0- 1	1- 5			
0- 5	0- 1	0- 0	HOME	0- 0	0- 1	0- 3			
1- 4	0- 0	0- 1	AWAY	0- 1	0- 0	1- 2			
0- 0	0- 0	0- 0	NEUTRAL	0- 0	0- 0	0- 0			
1- 14	0- 1	0- 0	CONFERENCE	0- 6	0- 2	1- 5			
1- 6	0- 0	0- 0	HOME	0- 3	0- 1	1- 2			
0- 8	0- 1	0- 0	AWAY	0- 3	0- 1	0- 3			
0- 0	0- 0	0- 0	NEUTRAL	0- 0	0- 0	0- 0			

RPI 1-25				RPI 26-50				RPI 51-100				RPI 101+ Team's RPI: 286			
RPI	S	Opponent	Score	RPI	S	Opponent	Score	RPI	S	Opponent	Score	RPI	S	Opponent	Score
9	H	Oregon St.	50 <b>94</b>	30	A	Washington	65 <b>83</b>	53	H	St. Mary's (CA)	51 <b>78</b>	101	A	San Francisco	69 <b>90</b>
11	A	BYU	66 <b>78</b>					56	A	Santa Clara	47 <b>66</b>	101	H	San Francisco	63 <b>82</b>
								56	H	Santa Clara	45 <b>67</b>	147	H	Boise St.	49 <b>89</b>
								57	A	Oregon	52 <b>93</b>	160	A	Montana St.	57 <b>86</b>
								81	A	San Diego	43 <b>71</b>	167	A	Pacific	38 <b>87</b>
								99	A	Gonzaga	51 <b>86</b>	167	H	Pacific	64 <b>72</b>
								99	H	Gonzaga	63 <b>71</b>	182	H	UC Davis	47 <b>72</b>
												199	H	Weber St.	55 <b>57</b>
												215	A	Montana	67 <b>90</b>
												238	A	Loyola Marymount	52 <b>62</b>
												238	H	Loyola Marymount	62 <b>77</b>
												268	A	Pepperdine	62 <b>74</b>
												268	H	Pepperdine	81 79
												290	H	CSUN	62 <b>68</b>
												319	A	Portland St.	69 53
LAST 12 Division I GAMES:															
167	A	Pacific	38 <b>87</b>	53	H	St. Mary's (CA)	51 <b>78</b>								
99	A	Gonzaga	51 <b>86</b>	167	H	Pacific	64 <b>72</b>								
238	H	Loyola Marymount	62 <b>77</b>	11	A	BYU	66 <b>78</b>								
268	H	Pepperdine	81 79	81	A	San Diego	43 <b>71</b>								
56	A	Santa Clara	47 <b>66</b>	99	H	Gonzaga	63 <b>71</b>								
101	A	San Francisco	69 <b>90</b>	101	H	San Francisco	63 <b>82</b>								

Non-Div I Games: Willamette 73 54

Portland

■ Loss, 
 ■ Non-Conf, 
 ■ S Site, 
 ■ H Home 
 ■ A Away 
 N Neutral

Average RPI Win:	239	WON-LOST	WINNING	LAST 10	STRENGTH OF	OPP. STRENGTH	TEAM	ADJ.	CONF.	ADJ CONF.
Average RPI Loss:	181	RECORD	PCT. RANK	GAMES	SCHEDULE	OF SCHEDULE	RPI	RPI	RPI	RPI
DIV. I ONLY	2- 20	341	1- 9	91	343	319	319	20	20	
DIV. I NON-CONF.	1- 8	320	0- 0	228	312	331	331	22	22	
TOTALS	RPI 1-25	RPI 26-50	W-L RECORDS	RPI 51-100	RPI 101-150	RPI 150+				
2- 20	0- 0	0- 0	OVERALL	0- 3	0- 3	2- 14				
2- 9	0- 0	0- 0	HOME	0- 0	0- 1	2- 8				
0- 11	0- 0	0- 0	AWAY	0- 3	0- 2	0- 6				
0- 0	0- 0	0- 0	NEUTRAL	0- 0	0- 0	0- 0				
1- 8	0- 0	0- 0	NON-CONFERENCE	0- 3	0- 1	1- 4				
1- 3	0- 0	0- 0	HOME	0- 0	0- 0	1- 3				
0- 5	0- 0	0- 0	AWAY	0- 3	0- 1	0- 1				
0- 0	0- 0	0- 0	NEUTRAL	0- 0	0- 0	0- 0				
1- 12	0- 0	0- 0	CONFERENCE	0- 0	0- 2	1- 10				
1- 6	0- 0	0- 0	HOME	0- 0	0- 1	1- 5				
0- 6	0- 0	0- 0	AWAY	0- 0	0- 1	0- 5				
0- 0	0- 0	0- 0	NEUTRAL	0- 0	0- 0	0- 0				

RPI S	Opponent	Score	RPI S	Opponent	Score	RPI S	Opponent	Score	RPI S	Opponent	Score	Team's RPI: 319
						57	A Oregon	59 122	135	A Idaho	63 84	
						65	A South Dakota St.	65 74	135	H Idaho	65 94	
						78	A South Dakota	61 103	143	A Long Beach St.	71 89	
									160	A Montana St.	64 74	
									160	H Montana St.	59 106	
									170	A Sacramento St.	91 132	
									170	H Sacramento St.	78 126	
									182	H UC Davis	70 82	
									187	H Eastern Wash.	81 79	
									199	A Weber St.	73 102	
									199	H Weber St.	58 75	
									215	A Montana	57 76	
									215	H Montana	58 79	
									226	A Idaho St.	70 71	
									226	H Idaho St.	42 64	
									261	H Seattle	64 85	
									286	H Portland	53 69	
									290	H CSUN	83 77	
									339	A Cal St. Fullerton	69 84	
LAST 12 Division I GAMES:												
135	A Idaho	63 84	187	H Eastern Wash.	81 79							
199	H Weber St.	58 75	170	H Sacramento St.	78 126							
226	H Idaho St.	42 64	226	A Idaho St.	70 71							
215	A Montana	57 76	199	A Weber St.	73 102							
160	A Montana St.	64 74	160	H Montana St.	59 106							
135	H Idaho	65 94	215	H Montana	58 79							

Non-Div I Games: Warner Pacific 64 76 Corban 90 76

Portland St.

Loss, Non-Conf, S Site, H Home A Away N Neutral

Average RPI Win:	305	WON-LOST	WINNING	LAST 10	STRENGTH OF	OPP. STRENGTH	TEAM	ADJ.	CONF.	ADJ CONF.
Average RPI Loss:	202	RECORD	PCT. RANK	GAMES	SCHEDULE	OF SCHEDULE	RPI	RPI	RPI	RPI
DIV. I ONLY	8- 12	233	4- 6	329	339	287	287	32	32	
DIV. I NON-CONF.	3- 5	218	0- 0	290	124	220	220	31	31	
TOTALS	RPI 1-25	RPI 26-50	W-L RECORDS	RPI 51-100	RPI 101-150	RPI 150+				
8- 12	0- 1	0- 0	OVERALL	0- 2	0- 0	8- 9				
4- 4	0- 0	0- 0	HOME	0- 0	0- 0	4- 4				
4- 7	0- 1	0- 0	AWAY	0- 0	0- 0	4- 0				
0- 1	0- 0	0- 0	NEUTRAL	0- 0	0- 0	0- 1				
3- 5	0- 1	0- 0	NON-CONFERENCE	0- 2	0- 0	3- 2				
1- 0	0- 0	0- 0	HOME	0- 0	0- 0	1- 0				
2- 4	0- 1	0- 0	AWAY	0- 2	0- 0	2- 1				
0- 1	0- 0	0- 0	NEUTRAL	0- 0	0- 0	0- 1				
5- 7	0- 0	0- 0	CONFERENCE	0- 0	0- 0	5- 7				
3- 4	0- 0	0- 0	HOME	0- 0	0- 0	3- 4				
2- 3	0- 0	0- 0	AWAY	0- 0	0- 0	2- 3				
0- 0	0- 0	0- 0	NEUTRAL	0- 0	0- 0	0- 0				

RPI 1-25			RPI 26-50			RPI 51-100			RPI 101+ Team's RPI: 287		
RPI	S	Opponent	Score	RPI	S	Opponent	Score	RPI	S	Opponent	Score
15	A	Texas A&M	30 88					86	A	Georgia Tech	48 96
								92	A	TCU	60 69
								176	A	Louisiana Tech	77 68
								180	H	Southern U.	55 65
								191	A	Grambling	66 69
								191	H	Grambling	44 51
								244	A	Texas Southern	65 72
								244	H	Texas Southern	43 50
								280	A	Alabama St.	54 65
								282	H	Lamar	80 72
								293	A	Wichita St.	36 64
								305	A	Jackson St.	62 52
								305	H	Jackson St.	67 77
								307	N	North Dakota St.	58 79
								320	A	Nicholls St.	81 70
								322	H	Alcorn	58 54
								338	H	Ark.-Pine Bluff	70 55
								345	A	Alabama A&M	67 52
								348	H	Mississippi Val.	80 57
LAST 12 Division I GAMES:											
305	H	Jackson St.	67 77	338	H	Ark.-Pine Bluff	70 55				
191	H	Grambling	44 51	305	A	Jackson St.	62 52				
244	H	Texas Southern	43 50	191	A	Grambling	66 69				
280	A	Alabama St.	54 65	244	A	Texas Southern	65 72				
345	A	Alabama A&M	67 52	180	H	Southern U.	55 65				
348	H	Mississippi Val.	80 57	322	H	Alcorn	58 54				

Non-Div I Games: Howard Payne 86 46

Prairie View

Loss, Non-Conf, S Site, H Home A Away N Neutral

Presbyterian

Through Games Of Feb. 18, 2016

Average RPI Win:	278	WON-LOST	WINNING	LAST 10	STRENGTH OF	OPP. STRENGTH	TEAM	ADJ.	CONF.	ADJ CONF.
Average RPI Loss:	173	RECORD	PCT. RANK	GAMES	SCHEDULE	OF SCHEDULE	RPI	RPI	RPI	RPI
DIV. I ONLY	11- 10	159	7- 3	305	297	222	222	28	28	
DIV. I NON-CONF.	1- 5	304	0- 0	337	117	343	343	29	29	
TOTALS	RPI 1-25	RPI 26-50	W-L RECORDS	RPI 51-100	RPI 101-150	RPI 150+				
11- 10	0- 0	0- 0	OVERALL	1- 1	0- 3	10- 6				
7- 2	0- 0	0- 0	HOME	1- 0	0- 1	6- 1				
4- 8	0- 0	0- 0	AWAY	0- 1	0- 2	4- 5				
0- 0	0- 0	0- 0	NEUTRAL	0- 0	0- 0	0- 0				
1- 5	0- 0	0- 0	NON-CONFERENCE	0- 1	0- 1	1- 3				
1- 0	0- 0	0- 0	HOME	0- 0	0- 0	1- 0				
0- 5	0- 0	0- 0	AWAY	0- 1	0- 1	0- 3				
0- 0	0- 0	0- 0	NEUTRAL	0- 0	0- 0	0- 0				
10- 5	0- 0	0- 0	CONFERENCE	1- 0	0- 2	9- 3				
6- 2	0- 0	0- 0	HOME	1- 0	0- 1	5- 1				
4- 3	0- 0	0- 0	AWAY	0- 0	0- 1	4- 2				
0- 0	0- 0	0- 0	NEUTRAL	0- 0	0- 0	0- 0				

RPI 1-25				RPI 26-50				RPI 51-100				RPI 101+				Team's RPI: 222	
RPI	S	Opponent	Score	RPI	S	Opponent	Score	RPI	S	Opponent	Score	RPI	S	Opponent	Score		
								75	A	Vanderbilt	38	56	119	A	Virginia Tech	44	58
								98	H	Liberty	60	42	123	A	UNC Asheville	59	68
													123	H	UNC Asheville	63	72
													173	A	East Carolina	57	84
													177	A	Colorado	60	72
													197	H	Radford	53	64
													202	A	Gardner-Webb	40	51
													202	H	Gardner-Webb	60	53
													247	A	High Point	47	61
													247	H	High Point	82	70
													279	A	Campbell	69	45
													296	H	Coastal Caro.	66	42
													297	A	Kennesaw St.	47	49
													311	A	Winthrop	59	48
													316	A	Charleston So.	63	49
													316	H	Charleston So.	52	37
													324	A	Longwood	59	38
													324	H	Longwood	75	49
													349	H	N.C. Central	60	50
LAST 12 Division I GAMES:																	
				202	A	Gardner-Webb	40	51		296	H	Coastal Caro.	66	42			
				316	H	Charleston So.	52	37		279	A	Campbell	69	45			
				247	A	High Point	47	61		311	A	Winthrop	59	48			
				324	H	Longwood	75	49		98	H	Liberty	60	42			
				202	H	Gardner-Webb	60	53		197	H	Radford	53	64			
				123	A	UNC Asheville	59	68		316	A	Charleston So.	63	49			

Non-Div I Games: Warren Wilson 95 56 Columbia (SC) 104 37 Brevard 70 53

Presbyterian

Loss, Non-Conf, S Site, H Home A Away N Neutral

Average RPI Win:	189	WON-LOST	WINNING	LAST 10	STRENGTH OF	OPP. STRENGTH	TEAM	ADJ.	CONF.	ADJ CONF.
Average RPI Loss:	34	RECORD	PCT. RANK	GAMES	SCHEDULE	OF SCHEDULE	RPI	RPI	RPI	RPI
DIV. I ONLY	17- 4	27	8- 2	138	95	40	40	10	10	
DIV. I NON-CONF.	11- 3	54	3- 2	200	50	55	55	11	11	
TOTALS	RPI 1-25	RPI 26-50	W-L RECORDS	RPI 51-100	RPI 101-150	RPI 150+				
17- 4	1- 1	0- 2	OVERALL	1- 1	2- 0	13- 0				
11- 0	1- 0	0- 0	HOME	1- 0	1- 0	8- 0				
4- 4	0- 1	0- 2	AWAY	0- 1	1- 0	3- 0				
2- 0	0- 0	0- 0	NEUTRAL	0- 0	0- 0	2- 0				
11- 3	1- 1	0- 1	NON-CONFERENCE	1- 1	1- 0	8- 0				
7- 0	1- 0	0- 0	HOME	1- 0	1- 0	4- 0				
2- 3	0- 1	0- 1	AWAY	0- 1	0- 0	2- 0				
2- 0	0- 0	0- 0	NEUTRAL	0- 0	0- 0	2- 0				
6- 1	0- 0	0- 1	CONFERENCE	0- 0	1- 0	5- 0				
4- 0	0- 0	0- 0	HOME	0- 0	0- 0	4- 0				
2- 1	0- 0	0- 1	AWAY	0- 0	1- 0	1- 0				
0- 0	0- 0	0- 0	NEUTRAL	0- 0	0- 0	0- 0				

RPI S	Opponent	Score	RPI S	Opponent	Score	RPI S	Opponent	Score	RPI S	Opponent	Score
5	A Ohio St.	70 90	34	A Penn	48 50	60	A Dayton	81 85	114	A Harvard	92 83
22	H Duquesne	94 66	38	A Seton Hall	64 71	66	H Michigan	74 57	121	H Pittsburgh	61 47
									151	H Hampton	79 55
									152	H Cornell	71 51
									155	H Yale	65 50
									175	H Fordham	55 44
									179	A Marist	77 44
									201	H Brown	72 53
									220	H Columbia	86 54
									236	A Dartmouth	85 48
									261	N Seattle	85 48
									265	H American	72 34
									273	H Monmouth	81 70
									285	A Rider	78 59
									332	N UC Irvine	83 42
LAST 12 Division I GAMES:											
220	H Columbia	86 54	34	A Penn	48 50	151	H Hampton	79 55			
152	H Cornell	71 51				179	A Marist	77 44			
114	A Harvard	92 83				60	A Dayton	81 85			
236	A Dartmouth	85 48				5	A Ohio St.	70 90			
155	H Yale	65 50				175	H Fordham	55 44			
201	H Brown	72 53									

Non-Div I Games:

Princeton

■ Loss, 
 ■ Non-Conf, S Site, 
 ■ Home 
 ■ Away 
 N Neutral

Providence

Through Games Of Feb. 18, 2016

Average RPI Win:	213	WON-LOST	WINNING	LAST 10	STRENGTH OF	OPP. STRENGTH	TEAM	ADJ.	CONF.	ADJ CONF.
Average RPI Loss:	106	RECORD	PCT. RANK	GAMES	SCHEDULE	OF SCHEDULE	RPI	RPI	RPI	RPI
DIV. I ONLY	5- 19	309	1- 9	78	99	252	252	6	6	
DIV. I NON-CONF.	4- 6	201	0- 0	88	272	195	195	6	6	
TOTALS	RPI 1-25	RPI 26-50	W-L RECORDS	RPI 51-100	RPI 101-150	RPI 150+				
5- 19	0- 1	0- 3	OVERALL	0- 6	1- 5	4- 4				
4- 9	0- 0	0- 2	HOME	0- 3	1- 2	3- 2				
1- 10	0- 1	0- 1	AWAY	0- 3	0- 3	1- 2				
0- 0	0- 0	0- 0	NEUTRAL	0- 0	0- 0	0- 0				
4- 6	0- 0	0- 1	NON-CONFERENCE	0- 1	0- 2	4- 2				
3- 3	0- 0	0- 0	HOME	0- 1	0- 1	3- 1				
1- 3	0- 0	0- 1	AWAY	0- 0	0- 1	1- 1				
0- 0	0- 0	0- 0	NEUTRAL	0- 0	0- 0	0- 0				
1- 13	0- 1	0- 2	CONFERENCE	0- 5	1- 3	0- 2				
1- 6	0- 0	0- 2	HOME	0- 2	1- 1	0- 1				
0- 7	0- 1	0- 0	AWAY	0- 3	0- 2	0- 1				
0- 0	0- 0	0- 0	NEUTRAL	0- 0	0- 0	0- 0				

RPI 1-25				RPI 26-50				RPI 51-100				RPI 101+ Team's RPI: 252			
RPI	S	Opponent	Score	RPI	S	Opponent	Score	RPI	S	Opponent	Score	RPI	S	Opponent	Score
20	A	DePaul	50 96	38	H	Seton Hall	54 64	54	A	Villanova	39 67	117	H	Boston College	41 67
				41	H	St. John's (NY)	61 80	54	H	Villanova	47 76	119	A	Virginia Tech	46 62
				48	A	Albany (NY)	58 71	62	H	FGCU	41 50	134	A	Xavier	47 72
								82	A	Marquette	75 105	134	H	Xavier	54 62
								87	A	Georgetown	53 63	142	A	Creighton	48 72
								87	H	Georgetown	51 82	142	H	Creighton	61 59
												198	A	Butler	50 65
												198	H	Butler	67 77
												201	A	Brown	47 57
												204	A	Rhode Island	64 55
												206	H	Richmond	50 57
												208	H	Hartford	69 50
												237	H	Bryant	88 78
												273	H	Monmouth	71 59
LAST 12 Division I GAMES:															
142	H	Creighton	61 59	82	A	Marquette	75 105								
198	A	Butler	50 65	142	A	Creighton	48 72								
134	A	Xavier	47 72	134	H	Xavier	54 62								
54	H	Villanova	47 76	198	H	Butler	67 77								
87	H	Georgetown	51 82	87	A	Georgetown	53 63								
20	A	DePaul	50 96	54	A	Villanova	39 67								

Non-Div I Games:

Providence

Loss, Non-Conf, S Site, H Home A Away N Neutral

Average RPI Win:	134	WON-LOST	WINNING	LAST 10	STRENGTH OF	OPP. STRENGTH	TEAM	ADJ.	CONF.	ADJ CONF.
Average RPI Loss:	54	RECORD	PCT. RANK	GAMES	SCHEDULE	OF SCHEDULE	RPI	RPI	RPI	RPI
DIV. I ONLY	16- 10	102	2- 8	52	18	64	64	4	4	
DIV. I NON-CONF.	9- 2	37	0- 0	151	63	69	69	4	4	
TOTALS	RPI 1-25	RPI 26-50	W-L RECORDS	RPI 51-100	RPI 101-150	RPI 150+				
16- 10	1- 4	1- 1	OVERALL	6- 3	3- 1	5- 1				
10- 4	0- 1	1- 0	HOME	5- 2	0- 1	4- 0				
4- 5	0- 2	0- 1	AWAY	1- 1	2- 0	1- 1				
2- 1	1- 1	0- 0	NEUTRAL	0- 0	1- 0	0- 0				
9- 2	1- 1	0- 0	NON-CONFERENCE	3- 0	1- 1	4- 0				
6- 1	0- 0	0- 0	HOME	3- 0	0- 1	3- 0				
1- 0	0- 0	0- 0	AWAY	0- 0	0- 0	1- 0				
2- 1	1- 1	0- 0	NEUTRAL	0- 0	1- 0	0- 0				
7- 8	0- 3	1- 1	CONFERENCE	3- 3	2- 0	1- 1				
4- 3	0- 1	1- 0	HOME	2- 2	0- 0	1- 0				
3- 5	0- 2	0- 1	AWAY	1- 1	2- 0	0- 1				
0- 0	0- 0	0- 0	NEUTRAL	0- 0	0- 0	0- 0				

RPI 1-25				RPI 26-50				RPI 51-100 Team's RPI: 64				RPI 101+			
RPI	S	Opponent	Score	RPI	S	Opponent	Score	RPI	S	Opponent	Score	RPI	S	Opponent	Score
5	A	Ohio St.	70 90	26	A	Michigan St.	56 68	55	A	Iowa	55 63	107	A	Northwestern	85 71
8	N	Stanford	65 71	44	H	Indiana	63 53	55	H	Iowa	90 73	117	H	Boston College	56 58
12	A	Maryland	59 73					60	H	Dayton	61 58	126	A	Penn St.	88 78
12	H	Maryland	67 87					66	A	Michigan	65 63	132	N	LSU	69 52
18	N	Louisville	62 60					66	H	Michigan	61 68	157	H	Illinois	69 65
								69	H	Nebraska	61 62	171	A	Wisconsin	57 64
								77	H	Ball St.	73 63	213	H	Ill.-Chicago	62 51
								79	H	Minnesota	84 72	283	H	Jacksonville St.	67 48
								80	H	Maine	56 33	321	A	North Florida	70 47
												325	H	Incarnate Word	95 27
LAST 12 Division I GAMES:															
55	A	Iowa	55 63	26	A	Michigan St.	56 68	55	H	Iowa	90 73				
66	H	Michigan	61 68	55	H	Iowa	90 73	69	H	Nebraska	61 62				
12	A	Maryland	59 73	5	A	Ohio St.	70 90	79	H	Minnesota	84 72				
171	A	Wisconsin	57 64	44	H	Indiana	63 53								
12	H	Maryland	67 87												
126	A	Penn St.	88 78												

Non-Div I Games:

Purdue

■ Loss, 
 ■ Non-Conf, 
 ■ S Site, 
 ■ H Home 
 ■ A Away 
 N Neutral



Quinnipiac

Through Games Of Feb. 18, 2016

Average RPI Win:	231	WON-LOST	WINNING	LAST 10	STRENGTH OF	OPP. STRENGTH	TEAM	ADJ.	CONF.	ADJ CONF.
Average RPI Loss:	141	RECORD	PCT. RANK	GAMES	SCHEDULE	OF SCHEDULE	RPI	RPI	RPI	RPI
DIV. I ONLY	18- 7	60	9- 0	236	231	105	105	23	23	
DIV. I NON-CONF.	5- 4	138	0- 0	69	154	88	88	24	24	
TOTALS	RPI 1-25	RPI 26-50	W-L RECORDS	RPI 51-100	RPI 101-150	RPI 150+				
18- 7	0- 0	0- 0	OVERALL	1- 4	1- 0	16- 3				
11- 1	0- 0	0- 0	HOME	1- 0	1- 0	9- 1				
7- 5	0- 0	0- 0	AWAY	0- 0	0- 0	7- 1				
0- 1	0- 0	0- 0	NEUTRAL	0- 1	0- 0	0- 0				
5- 4	0- 0	0- 0	NON-CONFERENCE	1- 4	0- 0	4- 0				
3- 0	0- 0	0- 0	HOME	1- 0	0- 0	2- 0				
2- 3	0- 0	0- 0	AWAY	0- 3	0- 0	2- 0				
0- 1	0- 0	0- 0	NEUTRAL	0- 1	0- 0	0- 0				
13- 3	0- 0	0- 0	CONFERENCE	0- 0	1- 0	12- 3				
8- 1	0- 0	0- 0	HOME	0- 0	1- 0	7- 1				
5- 2	0- 0	0- 0	AWAY	0- 0	0- 0	5- 2				
0- 0	0- 0	0- 0	NEUTRAL	0- 0	0- 0	0- 0				

RPI S	Opponent	Score	RPI S	Opponent	Score	RPI S	Opponent	Score	RPI S	Opponent	Score	Team's RPI: 105
						62	A FGCU	70 71	115	H Iona	62 61	
						68	H Temple	58 56	169	A Northeastern	71 60	
						70	A Army West Point	57 67	179	A Marist	47 56	
						87	N Georgetown	68 80	179	H Marist	76 71	
						90	A Drexel	49 62	193	A Fairfield	64 55	
									207	A Canisius	80 68	
									207	H Canisius	63 54	
									208	H Hartford	71 69	
									223	A Siena	69 59	
									223	H Siena	94 52	
									229	H Manhattan	42 52	
									243	H Holy Cross	74 61	
									273	A Monmouth	60 63	
									273	H Monmouth	85 58	
									285	H Rider	64 51	
									289	A Vermont	77 65	
									302	A Niagara	61 54	
									302	H Niagara	70 52	
									334	A Saint Peter's	65 53	
									334	H Saint Peter's	66 49	
LAST 12 Division I GAMES:												
			179	H Marist	76 71				273	H Monmouth	85 58	
			334	A Saint Peter's	65 53				223	H Siena	94 52	
			115	H Iona	62 61				193	A Fairfield	64 55	
			302	H Niagara	70 52				207	A Canisius	80 68	
			223	A Siena	69 59				302	A Niagara	61 54	
			334	H Saint Peter's	66 49				207	H Canisius	63 54	

Non-Div I Games:

Quinnipiac

Loss, Non-Conf, S Site, H Home A Away N Neutral

Average RPI Win:	262	WON-LOST	WINNING	LAST 10	STRENGTH OF	OPP. STRENGTH	TEAM	ADJ.	CONF.	ADJ CONF.
Average RPI Loss:	154	RECORD	PCT. RANK	GAMES	SCHEDULE	OF SCHEDULE	RPI	RPI	RPI	RPI
DIV. I ONLY	11- 12	186	5- 5	203	284	197	197	28	28	
DIV. I NON-CONF.	2- 5	253	0- 0	158	106	235	235	29	29	
TOTALS	RPI 1-25	RPI 26-50	W-L RECORDS	RPI 51-100	RPI 101-150	RPI 150+				
11- 12	0- 0	0- 1	OVERALL	0- 2	1- 5	10- 4				
7- 3	0- 0	0- 0	HOME	0- 1	1- 1	6- 1				
4- 9	0- 0	0- 1	AWAY	0- 1	0- 4	4- 3				
0- 0	0- 0	0- 0	NEUTRAL	0- 0	0- 0	0- 0				
2- 5	0- 0	0- 1	NON-CONFERENCE	0- 0	1- 3	1- 1				
2- 0	0- 0	0- 0	HOME	0- 0	1- 0	1- 0				
0- 5	0- 0	0- 1	AWAY	0- 0	0- 3	0- 1				
0- 0	0- 0	0- 0	NEUTRAL	0- 0	0- 0	0- 0				
9- 7	0- 0	0- 0	CONFERENCE	0- 2	0- 2	9- 3				
5- 3	0- 0	0- 0	HOME	0- 1	0- 1	5- 1				
4- 4	0- 0	0- 0	AWAY	0- 1	0- 1	4- 2				
0- 0	0- 0	0- 0	NEUTRAL	0- 0	0- 0	0- 0				

RPI 1-25			RPI 26-50			RPI 51-100			RPI 101+ Team's RPI: 197		
RPI	S	Opponent	Score	RPI	S	Opponent	Score	RPI	S	Opponent	Score
				47	A	North Carolina St.	52 67	98	A	Liberty	53 67
								98	H	Liberty	43 49
								103	A	Youngstown St.	53 54
								119	A	Virginia Tech	40 47
								123	A	UNC Asheville	48 58
								123	H	UNC Asheville	46 54
								134	A	Xavier	56 63
								150	H	Davidson	79 68
								166	H	George Mason	66 63
								202	A	Gardner-Webb	50 54
								202	H	Gardner-Webb	54 51
								222	A	Presbyterian	64 53
								247	A	High Point	66 71
								247	H	High Point	54 56
								279	H	Campbell	62 59
								296	A	Coastal Caro.	49 36
								296	H	Coastal Caro.	61 45
								309	A	Wofford	70 79
								311	H	Winthrop	66 44
								316	A	Charleston So.	61 50
								316	H	Charleston So.	55 40
								324	A	Longwood	79 67
LAST 12 Division I GAMES:											
123	A	UNC Asheville	48 58	247	H	High Point	54 56				
316	A	Charleston So.	61 50	202	A	Gardner-Webb	50 54				
202	H	Gardner-Webb	54 51	316	H	Charleston So.	55 40				
98	A	Liberty	53 67	324	A	Longwood	79 67				
296	A	Coastal Caro.	49 36	279	H	Campbell	62 59				
123	H	UNC Asheville	46 54	311	H	Winthrop	66 44				

Non-Div I Games: Concord 92 36 Lees-McRae 84 39

Radford

Loss, Non-Conf, S Site, H Home A Away N Neutral

## Rhode Island

Through Games Of Feb. 18, 2016

Average RPI Win:	243	WON-LOST	WINNING	LAST 10	STRENGTH OF	OPP. STRENGTH	TEAM	ADJ.	CONF.	ADJ CONF.
Average RPI Loss:	101	RECORD	PCT. RANK	GAMES	SCHEDULE	OF SCHEDULE	RPI	RPI	RPI	RPI
DIV. I ONLY	11- 14	207	4- 6	175	116	204	204	7	7	
DIV. I NON-CONF.	6- 6	160	0- 0	282	214	223	223	8	8	
TOTALS	RPI 1-25	RPI 26-50	W-L RECORDS	RPI 51-100	RPI 101-150	RPI 150+				
11- 14	0- 3	0- 3	OVERALL	0- 2	2- 1	9- 5				
5- 8	0- 2	0- 2	HOME	0- 2	2- 0	3- 2				
6- 5	0- 1	0- 1	AWAY	0- 0	0- 1	6- 2				
0- 1	0- 0	0- 0	NEUTRAL	0- 0	0- 0	0- 1				
6- 6	0- 1	0- 1	NON-CONFERENCE	0- 0	1- 1	5- 3				
3- 3	0- 1	0- 1	HOME	0- 0	1- 0	2- 1				
3- 2	0- 0	0- 0	AWAY	0- 0	0- 1	3- 1				
0- 1	0- 0	0- 0	NEUTRAL	0- 0	0- 0	0- 1				
5- 8	0- 2	0- 2	CONFERENCE	0- 2	1- 0	4- 2				
2- 5	0- 1	0- 1	HOME	0- 2	1- 0	1- 1				
3- 3	0- 1	0- 1	AWAY	0- 0	0- 0	3- 1				
0- 0	0- 0	0- 0	NEUTRAL	0- 0	0- 0	0- 0				

RPI 1-25				RPI 26-50				RPI 51-100				RPI 101+ Team's RPI: 204			
RPI	S	Opponent	Score	RPI	S	Opponent	Score	RPI	S	Opponent	Score	RPI	S	Opponent	Score
17	H	Syracuse	54 57	29	A	George Washington	52 68	60	H	Dayton	53 67	114	H	Harvard	56 52
22	A	Duquesne	56 61	33	H	St. Bonaventure	56 69	96	H	VCU	36 49	144	A	Marshall	62 72
22	H	Duquesne	70 79	48	H	Albany (NY)	58 67					150	H	Davidson	78 62
												151	N	Hampton	54 59
												166	H	George Mason	65 68
												175	A	Fordham	42 50
												201	A	Brown	63 67
												206	A	Richmond	57 50
												220	H	Columbia	57 56
												231	A	Massachusetts	80 79
												236	A	Dartmouth	57 41
												252	H	Providence	55 64
												278	A	La Salle	72 61
												278	H	La Salle	62 52
												295	A	FIU	68 50
												318	H	UMass Lowell	72 64
												347	A	Boston U.	57 41
LAST 12 Division I GAMES:															
				96	H	VCU	36 49	231	A	Massachusetts	80 79				
				166	H	George Mason	65 68	150	H	Davidson	78 62				
				22	A	Duquesne	56 61	278	A	La Salle	72 61				
				60	H	Dayton	53 67	22	H	Duquesne	70 79				
				278	H	La Salle	62 52	206	A	Richmond	57 50				
				175	A	Fordham	42 50	29	A	George Washington	52 68				

Non-Div I Games:

Rhode Island

■ Loss, 
■ Non-Conf, 
■ S Site, 
■ H Home 
■ A Away 
N Neutral

Average RPI Win:	212	WON-LOST	WINNING	LAST 10	STRENGTH OF	OPP. STRENGTH	TEAM	ADJ.	CONF.	ADJ CONF.
Average RPI Loss:	132	RECORD	PCT. RANK	GAMES	SCHEDULE	OF SCHEDULE	RPI	RPI	RPI	RPI
DIV. I ONLY	6- 18	291	3- 7	77	134	230	230	12	12	
DIV. I NON-CONF.	1- 10	330	0- 0	101	166	271	271	10	10	
TOTALS	RPI 1-25	RPI 26-50	W-L RECORDS	RPI 51-100	RPI 101-150	RPI 150+				
6- 18	0- 3	0- 2	OVERALL	0- 2	0- 3	6- 8				
3- 9	0- 1	0- 1	HOME	0- 2	0- 2	3- 3				
3- 9	0- 2	0- 1	AWAY	0- 0	0- 1	3- 5				
0- 0	0- 0	0- 0	NEUTRAL	0- 0	0- 0	0- 0				
1- 10	0- 3	0- 0	NON-CONFERENCE	0- 0	0- 1	1- 6				
0- 5	0- 1	0- 0	HOME	0- 0	0- 1	0- 3				
1- 5	0- 2	0- 0	AWAY	0- 0	0- 0	1- 3				
0- 0	0- 0	0- 0	NEUTRAL	0- 0	0- 0	0- 0				
5- 8	0- 0	0- 2	CONFERENCE	0- 2	0- 2	5- 2				
3- 4	0- 0	0- 1	HOME	0- 2	0- 1	3- 0				
2- 4	0- 0	0- 1	AWAY	0- 0	0- 1	2- 2				
0- 0	0- 0	0- 0	NEUTRAL	0- 0	0- 0	0- 0				

RPI 1-25				RPI 26-50				RPI 51-100				RPI 101+ Team's RPI: 230			
RPI	S	Opponent	Score	RPI	S	Opponent	Score	RPI	S	Opponent	Score	RPI	S	Opponent	Score
4	A	Baylor	38 89	27	H	UTEP	54 60	73	H	Middle Tenn.	60 61	114	H	Harvard	61 67
7	H	Texas	47 70	50	A	Western Ky.	49 52	84	H	Charlotte	58 69	140	H	UAB	55 64
14	A	Kentucky	39 72									144	A	Marshall	52 81
												153	A	Southern Miss.	62 68
												158	H	Old Dominion	68 46
												165	H	Loyola Chicago	50 57
												168	A	McNeese St.	53 61
												176	A	Louisiana Tech	61 63
												192	A	Fla. Atlantic	75 54
												217	A	North Texas	79 73
												217	H	North Texas	100 97
												228	A	Stephen F. Austin	45 59
												235	A	Sam Houston St.	58 46
												244	H	Texas Southern	66 69
												253	H	UTSA	49 48
												269	H	Houston	59 62
												312	A	A&M-Corpus Christi	55 60
LAST 12 Division I GAMES:															
192	A	Fla. Atlantic	75 54	73	H	Middle Tenn.	60 61	140	H	UAB	55 64	144	A	Marshall	52 81
158	H	Old Dominion	68 46	50	A	Western Ky.	49 52	217	H	North Texas	100 97	253	H	UTSA	49 48
84	H	Charlotte	58 69												
153	A	Southern Miss.	62 68												
176	A	Louisiana Tech	61 63												
217	A	North Texas	79 73												

Non-Div I Games:

Rice

■ Loss, 
■ Non-Conf, 
■ S Site, 
■ H Home 
■ A Away 
N Neutral

Average RPI Win: <b>225</b>	WON-LOST	WINNING	LAST 10	STRENGTH OF	OPP. STRENGTH	TEAM	ADJ.	CONF.	ADJ CONF.
Average RPI Loss: <b>105</b>	RECORD	PCT. RANK	GAMES	SCHEDULE	OF SCHEDULE	RPI	RPI	RPI	RPI
DIV. I ONLY	<b>11- 15</b>	<b>219</b>	<b>3- 7</b>	<b>157</b>	<b>96</b>	<b>206</b>	<b>206</b>	<b>7</b>	<b>7</b>
DIV. I NON-CONF.	<b>7- 6</b>	<b>156</b>	<b>0- 0</b>	<b>283</b>	<b>136</b>	<b>212</b>	<b>212</b>	<b>8</b>	<b>8</b>
TOTALS	RPI 1-25	RPI 26-50	W-L RECORDS	RPI 51-100	RPI 101-150	RPI 150+			
11- 15	0- 1	0- 3	OVERALL	1- 5	0- 3	10- 3			
6- 7	0- 1	0- 2	HOME	1- 1	0- 1	5- 2			
3- 7	0- 0	0- 1	AWAY	0- 3	0- 2	3- 1			
2- 1	0- 0	0- 0	NEUTRAL	0- 1	0- 0	2- 0			
7- 6	0- 0	0- 1	NON-CONFERENCE	0- 2	0- 1	7- 2			
4- 2	0- 0	0- 1	HOME	0- 0	0- 0	4- 1			
1- 3	0- 0	0- 0	AWAY	0- 1	0- 1	1- 1			
2- 1	0- 0	0- 0	NEUTRAL	0- 1	0- 0	2- 0			
4- 9	0- 1	0- 2	CONFERENCE	1- 3	0- 2	3- 1			
2- 5	0- 1	0- 1	HOME	1- 1	0- 1	1- 1			
2- 4	0- 0	0- 1	AWAY	0- 2	0- 1	2- 0			
0- 0	0- 0	0- 0	NEUTRAL	0- 0	0- 0	0- 0			

RPI 1-25				RPI 26-50				RPI 51-100				RPI 101+ Team's RPI: 206			
RPI	S	Opponent	Score	RPI	S	Opponent	Score	RPI	S	Opponent	Score	RPI	S	Opponent	Score
22	H	Duquesne	44 <b>65</b>	29	H	George Washington	47 <b>62</b>	60	H	Dayton	48 <b>60</b>	106	A	Saint Joseph's	53 <b>64</b>
				33	A	St. Bonaventure	43 <b>66</b>	61	A	Saint Louis	48 <b>73</b>	113	A	Wake Forest	33 <b>43</b>
				37	H	James Madison	47 <b>73</b>	82	N	Marquette	80 <b>98</b>	150	H	Davidson	59 <b>67</b>
								93	A	Virginia	51 <b>71</b>	158	H	Old Dominion	62 57
								96	A	VCU	42 <b>53</b>	175	H	Fordham	52 48
								96	H	VCU	62 50	186	H	Eastern Ky.	81 62
												204	H	Rhode Island	50 <b>57</b>
												218	H	William & Mary	56 50
												219	H	Furman	62 <b>69</b>
												231	A	Massachusetts	74 68
												252	A	Providence	57 50
												257	H	UNCW	63 53
												266	A	Appalachian St.	59 <b>73</b>
												278	A	La Salle	60 43
												293	N	Wichita St.	63 50
												328	N	Lafayette	54 46
LAST 12 Division I GAMES:															
175	H	Fordham	52 48	22	H	Duquesne	44 <b>65</b>	96	A	VCU	42 <b>53</b>	231	A	Massachusetts	74 68
96	H	VCU	62 50	106	A	Saint Joseph's	53 <b>64</b>	204	H	Rhode Island	50 <b>57</b>	60	H	Dayton	48 <b>60</b>
150	H	Davidson	59 <b>67</b>												
29	H	George Washington	47 <b>62</b>												
61	A	Saint Louis	48 <b>73</b>												
33	A	St. Bonaventure	43 <b>66</b>												

Non-Div I Games:

Richmond

  Loss, 
  Non-Conf, 
  S Site, 
  H Home 
  A Away 
N Neutral

Average RPI Win:	291	WON-LOST	WINNING	LAST 10	STRENGTH OF	OPP. STRENGTH	TEAM	ADJ.	CONF.	ADJ CONF.
Average RPI Loss:	166	RECORD	PCT. RANK	GAMES	SCHEDULE	OF SCHEDULE	RPI	RPI	RPI	RPI
DIV. I ONLY	7- 19	285	4- 6	212	274	285	285	23	23	
DIV. I NON-CONF.	3- 6	234	0- 0	61	310	193	193	24	24	
TOTALS	RPI 1-25	RPI 26-50	W-L RECORDS	RPI 51-100	RPI 101-150	RPI 150+				
7- 19	0- 0	0- 1	OVERALL	0- 2	0- 4	7- 12				
4- 8	0- 0	0- 1	HOME	0- 0	0- 1	4- 6				
3- 9	0- 0	0- 0	AWAY	0- 1	0- 3	3- 5				
0- 2	0- 0	0- 0	NEUTRAL	0- 1	0- 0	0- 1				
3- 6	0- 0	0- 1	NON-CONFERENCE	0- 2	0- 1	3- 2				
2- 1	0- 0	0- 1	HOME	0- 0	0- 0	2- 0				
1- 3	0- 0	0- 0	AWAY	0- 1	0- 1	1- 1				
0- 2	0- 0	0- 0	NEUTRAL	0- 1	0- 0	0- 1				
4- 13	0- 0	0- 0	CONFERENCE	0- 0	0- 3	4- 10				
2- 7	0- 0	0- 0	HOME	0- 0	0- 1	2- 6				
2- 6	0- 0	0- 0	AWAY	0- 0	0- 2	2- 4				
0- 0	0- 0	0- 0	NEUTRAL	0- 0	0- 0	0- 0				

RPI	S	Opponent	Score	RPI	S	Opponent	Score	RPI	S	Opponent	Score	RPI	S	Opponent	Score	Team's RPI: 285
40	H	Princeton	59	78	70	A	Army West Point	42	57	105	A	Quinnipiac	51	64		
					71	N	Central Mich.	58	76	115	A	Iona	46	59		
										115	H	Iona	48	67		
										121	A	Pittsburgh	44	75		
										162	A	UMBC	53	58		
										162	N	UMBC	58	67		
										179	A	Marist	54	66		
										179	H	Marist	56	74		
										193	A	Fairfield	56	63		
										193	H	Fairfield	39	55		
										207	A	Canisius	49	60		
										207	H	Canisius	64	73		
										223	A	Siena	45	66		
										223	H	Siena	70	58		
										225	H	Lehigh	61	60		
										229	H	Manhattan	70	74		
										273	H	Monmouth	75	87		
										281	H	Towson	78	72		
										302	A	Niagara	76	72		
										302	H	Niagara	57	67		
										334	A	Saint Peter's	68	67		
										334	H	Saint Peter's	57	48		
										341	A	St. Francis Brooklyn	71	59		
LAST 12 Division I GAMES:																
334	H	Saint Peter's	57	48	193	A	Fairfield	56	63							
302	A	Niagara	76	72	229	H	Manhattan	70	74							
207	A	Canisius	49	60	273	H	Monmouth	75	87							
334	A	Saint Peter's	68	67	223	H	Siena	70	58							
115	H	Iona	48	67	193	H	Fairfield	39	55							
179	H	Marist	56	74	302	H	Niagara	57	67							

Non-Div I Games:

Rider

Average RPI Win:	281	WON-LOST	WINNING	LAST 10	STRENGTH OF	OPP. STRENGTH	TEAM	ADJ.	CONF.	ADJ CONF.
Average RPI Loss:	185	RECORD	PCT. RANK	GAMES	SCHEDULE	OF SCHEDULE	RPI	RPI	RPI	RPI
DIV. I ONLY	13- 11	146	4- 6	289	327	194	194	30	30	
DIV. I NON-CONF.	5- 5	160	0- 0	177	126	136	136	32	32	
TOTALS	RPI 1-25	RPI 26-50	W-L RECORDS	RPI 51-100	RPI 101-150	RPI 150+				
13- 11	0- 1	0- 0	OVERALL	0- 2	0- 2	13- 6				
7- 2	0- 0	0- 0	HOME	0- 0	0- 1	7- 1				
6- 9	0- 0	0- 0	AWAY	0- 0	0- 0	6- 0				
0- 0	0- 0	0- 0	NEUTRAL	0- 0	0- 0	0- 0				
5- 5	0- 1	0- 0	NON-CONFERENCE	0- 2	0- 2	5- 0				
2- 1	0- 0	0- 0	HOME	0- 0	0- 1	2- 0				
3- 4	0- 1	0- 0	AWAY	0- 2	0- 1	3- 0				
0- 0	0- 0	0- 0	NEUTRAL	0- 0	0- 0	0- 0				
8- 6	0- 0	0- 0	CONFERENCE	0- 0	0- 0	8- 6				
5- 1	0- 0	0- 0	HOME	0- 0	0- 0	5- 1				
3- 5	0- 0	0- 0	AWAY	0- 0	0- 0	3- 5				
0- 0	0- 0	0- 0	NEUTRAL	0- 0	0- 0	0- 0				

RPI 1-25				RPI 26-50				RPI 51-100				RPI 101+ Team's RPI: 194			
RPI	S	Opponent	Score	RPI	S	Opponent	Score	RPI	S	Opponent	Score	RPI	S	Opponent	Score
21	A	Florida	52 79					55	A	Iowa	50 69	103	A	Youngstown St.	46 55
								84	A	Charlotte	73 94	146	H	Northern Ky.	70 72
												174	H	Delaware	53 50
												227	H	Morgan St.	76 44
												237	A	Bryant	65 71
												237	H	Bryant	55 53
												240	A	Sacred Heart	52 62
												240	H	Sacred Heart	78 63
												263	A	Saint Francis (PA)	54 62
												267	A	Central Conn. St.	39 48
												267	H	Central Conn. St.	72 55
												273	A	Monmouth	60 47
												275	A	Ga. Southern	64 49
												278	A	La Salle	76 45
												310	A	Fairleigh Dickinson	52 60
												310	H	Fairleigh Dickinson	68 83
												326	A	LIU Brooklyn	52 49
												337	A	Mt. St. Mary's	74 67
												337	H	Mt. St. Mary's	61 56
												341	A	St. Francis Brooklyn	62 53
												344	H	Wagner	64 44
LAST 12 Division I GAMES:															
240	A	Sacred Heart	52 62	267	A	Central Conn. St.	39 48								
310	A	Fairleigh Dickinson	52 60	237	A	Bryant	65 71								
267	H	Central Conn. St.	72 55	337	H	Mt. St. Mary's	61 56								
237	H	Bryant	55 53	310	H	Fairleigh Dickinson	68 83								
337	A	Mt. St. Mary's	74 67	326	A	LIU Brooklyn	52 49								
263	A	Saint Francis (PA)	54 62	341	A	St. Francis Brooklyn	62 53								

Non-Div I Games: West Va. Wesleyan 124 59

Robert Morris

■ Loss, 
 ■ Non-Conf, 
 ■ S Site, 
 ■ Home 
 ■ A Away 
 N Neutral

Average RPI Win:	120	WON-LOST	WINNING	LAST 10	STRENGTH OF	OPP. STRENGTH	TEAM	ADJ.	CONF.	ADJ CONF.
Average RPI Loss:	36	RECORD	PCT. RANK	GAMES	SCHEDULE	OF SCHEDULE	RPI	RPI	RPI	RPI
DIV. I ONLY	16- 11	114	4- 6	25	11	51	51	4	4	
DIV. I NON-CONF.	9- 3	69	0- 0	30	10	18	18	4	4	
TOTALS	RPI 1-25	RPI 26-50	W-L RECORDS	RPI 51-100	RPI 101-150	RPI 150+				
16- 11	1- 3	0- 5	OVERALL	5- 3	6- 0	4- 0				
10- 3	0- 1	0- 2	HOME	3- 0	4- 0	3- 0				
3- 8	0- 2	0- 3	AWAY	0- 3	2- 0	1- 0				
3- 0	1- 0	0- 0	NEUTRAL	2- 0	0- 0	0- 0				
9- 3	1- 1	0- 2	NON-CONFERENCE	3- 0	4- 0	1- 0				
5- 1	0- 0	0- 1	HOME	1- 0	3- 0	1- 0				
1- 2	0- 1	0- 1	AWAY	0- 0	1- 0	0- 0				
3- 0	1- 0	0- 0	NEUTRAL	2- 0	0- 0	0- 0				
7- 8	0- 2	0- 3	CONFERENCE	2- 3	2- 0	3- 0				
5- 2	0- 1	0- 1	HOME	2- 0	1- 0	2- 0				
2- 6	0- 1	0- 2	AWAY	0- 3	1- 0	1- 0				
0- 0	0- 0	0- 0	NEUTRAL	0- 0	0- 0	0- 0				

RPI 1-25				RPI 26-50				RPI 51-100				Team's RPI: 51	RPI 101+			
RPI	S	Opponent	Score	RPI	S	Opponent	Score	RPI	S	Opponent	Score		RPI	S	Opponent	Score
5	A	Ohio St.	78 90	26	A	Michigan St.	48 59	55	A	Iowa	65 69		106	A	Saint Joseph's	78 65
5	H	Ohio St.	58 67	26	H	Michigan St.	67 70	68	H	Temple	61 51		107	H	Northwestern	61 59
13	A	Florida St.	43 65	38	A	Seton Hall	49 77	69	A	Nebraska	54 65		115	H	Iona	58 33
23	N	Green Bay	54 43	41	H	St. John's (NY)	62 69	69	H	Nebraska	66 56		126	A	Penn St.	74 62
				44	A	Indiana	48 64	79	A	Minnesota	72 85		131	H	Arkansas	60 40
								79	H	Minnesota	66 55		132	H	LSU	69 57
								83	N	Tulane	75 51		157	A	Illinois	63 56
								93	N	Virginia	60 48		157	H	Illinois	67 54
													171	H	Wisconsin	61 41
													298	H	Savannah St.	65 26
LAST 12 Division I GAMES:																
				26	H	Michigan St.	67 70	44	A	Indiana	48 64					
				157	A	Illinois	63 56	5	H	Ohio St.	58 67					
				107	H	Northwestern	61 59	26	A	Michigan St.	48 59					
				126	A	Penn St.	74 62	69	A	Nebraska	54 65					
				79	A	Minnesota	72 85	157	H	Illinois	67 54					
				69	H	Nebraska	66 56	5	A	Ohio St.	78 90					

Non-Div I Games:

Rutgers

■ Loss, 
■ Non-Conf, 
■ S Site, 
■ H Home 
■ A Away 
N Neutral



SIUE				STRENGTH OF SCHEDULE	OPP. STRENGTH OF SCHEDULE	TEAM RPI	ADJ. RPI	CONF. RPI	ADJ CONF. RPI
Average RPI Win:	245	WON-LOST RECORD	WINNING PCT. RANK						
Average RPI Loss:	154		LAST 10 GAMES						
DIV. I ONLY	15- 11	128	7- 3	229	260	163	163	24	24
DIV. I NON-CONF.	5- 8	209	0- 0	120	262	176	176	23	23
-----									
TOTALS	RPI 1-25	RPI 26-50	W-L RECORDS	RPI 51-100	RPI 101-150	RPI 150+			
15- 11	0- 1	0- 1	OVERALL	1- 2	1- 2	13- 5			
9- 3	0- 0	0- 0	HOME	1- 1	1- 1	7- 1			
6- 7	0- 1	0- 1	AWAY	0- 1	0- 1	6- 3			
0- 1	0- 0	0- 0	NEUTRAL	0- 0	0- 0	0- 1			
5- 8	0- 1	0- 1	NON-CONFERENCE	1- 1	0- 2	4- 3			
3- 1	0- 0	0- 0	HOME	1- 0	0- 1	2- 0			
2- 6	0- 1	0- 1	AWAY	0- 1	0- 1	2- 2			
0- 1	0- 0	0- 0	NEUTRAL	0- 0	0- 0	0- 1			
10- 3	0- 0	0- 0	CONFERENCE	0- 1	1- 0	9- 2			
6- 2	0- 0	0- 0	HOME	0- 1	1- 0	5- 1			
4- 1	0- 0	0- 0	AWAY	0- 0	0- 0	4- 1			
0- 0	0- 0	0- 0	NEUTRAL	0- 0	0- 0	0- 0			

RPI 1-25				RPI 26-50				RPI 51-100				RPI 101+ Team's RPI: 163			
RPI	S	Opponent	Score	RPI	S	Opponent	Score	RPI	S	Opponent	Score	RPI	S	Opponent	Score
16	A	Oklahoma St.	61 86	35	A	Missouri	46 75	61	H	Saint Louis	71 64	102	H	Belmont	73 60
								71	A	Central Mich.	65 78	125	H	IUPUI	67 85
								94	H	UT Martin	79 85	141	A	Southern Ill.	57 71
												186	H	Eastern Ky.	89 74
												200	H	Southeast Mo. St.	80 73
												221	A	Western Ill.	74 78
												228	N	Stephen F. Austin	74 82
												242	A	Valparaiso	56 69
												256	H	Northern Ill.	93 67
												260	H	Omaha	90 86
												262	A	Murray St.	64 61
												262	H	Murray St.	76 79
												264	A	Tennessee St.	61 73
												270	A	Austin Peay	72 61
												270	H	Austin Peay	94 75
												276	A	Tennessee Tech	83 68
												283	A	Jacksonville St.	62 57
												300	A	UMKC	63 58
												301	H	Morehead St.	90 81
												313	A	Illinois St.	65 57
												340	H	Eastern Ill.	87 75
LAST 12 Division I GAMES:															
270	H	Austin Peay	94 75	200	H	Southeast Mo. St.	80 73								
262	H	Murray St.	76 79	186	H	Eastern Ky.	89 74								
94	H	UT Martin	79 85	301	H	Morehead St.	90 81								
340	H	Eastern Ill.	87 75	264	A	Tennessee St.	61 73								
270	A	Austin Peay	72 61	102	H	Belmont	73 60								
262	A	Murray St.	64 61	276	A	Tennessee Tech	83 68								

Non-Div I Games:

SIUE

■ Loss, 
 ■ Non-Conf, 
 ■ S Site, 
 ■ Home 
 ■ A Away 
 N Neutral



Average RPI Win:	241	WON-LOST	WINNING	LAST 10	STRENGTH OF	OPP. STRENGTH	TEAM	ADJ.	CONF.	ADJ CONF.
Average RPI Loss:	134	RECORD	PCT. RANK	GAMES	SCHEDULE	OF SCHEDULE	RPI	RPI	RPI	RPI
DIV. I ONLY	10- 14	225	5- 5	70	314	170	170	20	20	
DIV. I NON-CONF.	3- 8	258	0- 0	99	132	204	204	22	22	
TOTALS	RPI 1-25	RPI 26-50	W-L RECORDS	RPI 51-100	RPI 101-150	RPI 150+				
10- 14	0- 1	0- 0	OVERALL	0- 3	0- 3	10- 7				
5- 6	0- 1	0- 0	HOME	0- 0	0- 3	5- 2				
5- 7	0- 0	0- 0	AWAY	0- 2	0- 0	5- 5				
0- 1	0- 0	0- 0	NEUTRAL	0- 1	0- 0	0- 0				
3- 8	0- 1	0- 0	NON-CONFERENCE	0- 3	0- 2	3- 2				
1- 3	0- 1	0- 0	HOME	0- 0	0- 2	1- 0				
2- 4	0- 0	0- 0	AWAY	0- 2	0- 0	2- 2				
0- 1	0- 0	0- 0	NEUTRAL	0- 1	0- 0	0- 0				
7- 6	0- 0	0- 0	CONFERENCE	0- 0	0- 1	7- 5				
4- 3	0- 0	0- 0	HOME	0- 0	0- 1	4- 2				
3- 3	0- 0	0- 0	AWAY	0- 0	0- 0	3- 3				
0- 0	0- 0	0- 0	NEUTRAL	0- 0	0- 0	0- 0				

RPI 1-25				RPI 26-50				RPI 51-100				RPI 101+ Team's RPI: 170			
RPI	S	Opponent	Score	RPI	S	Opponent	Score	RPI	S	Opponent	Score	RPI	S	Opponent	Score
10	H	UCLA	76 109					54	N	Villanova	54 78	101	H	San Francisco	94 95
								76	A	California	99 117	122	H	Hawaii	72 74
								95	A	New Mexico St.	77 80	135	H	Idaho	88 98
												160	A	Montana St.	99 116
												160	H	Montana St.	79 80
												172	A	New Mexico	71 84
												182	A	UC Davis	92 77
												187	A	Eastern Wash.	94 91
												187	H	Eastern Wash.	83 100
												196	A	Cal Poly	72 97
												199	A	Weber St.	66 77
												199	H	Weber St.	87 64
												203	A	Utah St.	95 86
												215	A	Montana	83 90
												215	H	Montana	83 75
												226	A	Idaho St.	68 59
												226	H	Idaho St.	83 62
												319	A	Portland St.	126 78
												319	H	Portland St.	132 91
												332	H	UC Irvine	126 78
LAST 12 Division I GAMES:															
187	A	Eastern Wash.	94 91	135	H	Idaho	88 98								
226	H	Idaho St.	83 62	319	A	Portland St.	126 78								
199	H	Weber St.	87 64	199	A	Weber St.	66 77								
160	A	Montana St.	99 116	226	A	Idaho St.	68 59								
215	A	Montana	83 90	215	H	Montana	83 75								
187	H	Eastern Wash.	83 100	160	H	Montana St.	79 80								

Non-Div I Games:

Sacramento St.

■ Loss, 
 ■ Non-Conf, 
 ■ S Site, 
 ■ Home 
 ■ A Away 
 N Neutral

## Sacred Heart

Through Games Of Feb. 18, 2016

Average RPI Win:	299	WON-LOST	WINNING	LAST 10	STRENGTH OF	OPP. STRENGTH	TEAM	ADJ.	CONF.	ADJ CONF.
Average RPI Loss:	170	RECORD	PCT. RANK	GAMES	SCHEDULE	OF SCHEDULE	RPI	RPI	RPI	RPI
DIV. I ONLY	14- 11	136	9- 1	318	328	240	240	30	30	
DIV. I NON-CONF.	2- 9	296	0- 0	243	190	311	311	32	32	
TOTALS	RPI 1-25	RPI 26-50	W-L RECORDS	RPI 51-100	RPI 101-150	RPI 150+				
14- 11	0- 0	0- 1	OVERALL	0- 1	0- 3	14- 6				
8- 4	0- 0	0- 0	HOME	0- 0	0- 1	8- 3				
5- 6	0- 0	0- 1	AWAY	0- 1	0- 1	5- 3				
1- 1	0- 0	0- 0	NEUTRAL	0- 0	0- 1	1- 0				
2- 9	0- 0	0- 1	NON-CONFERENCE	0- 1	0- 3	2- 4				
1- 3	0- 0	0- 0	HOME	0- 0	0- 1	1- 2				
0- 5	0- 0	0- 1	AWAY	0- 1	0- 1	0- 2				
1- 1	0- 0	0- 0	NEUTRAL	0- 0	0- 1	1- 0				
12- 2	0- 0	0- 0	CONFERENCE	0- 0	0- 0	12- 2				
7- 1	0- 0	0- 0	HOME	0- 0	0- 0	7- 1				
5- 1	0- 0	0- 0	AWAY	0- 0	0- 0	5- 1				
0- 0	0- 0	0- 0	NEUTRAL	0- 0	0- 0	0- 0				

RPI 1-25			RPI 26-50			RPI 51-100			RPI 101+ Team's RPI: 240		
RPI	S	Opponent	Score	RPI	S	Opponent	Score	RPI	S	Opponent	Score
				41	A	St. John's (NY)	54 67	68	A	Temple	62 92
								126	A	Penn St.	46 83
								133	N	La.-Lafayette	58 60
								139	H	Buffalo	53 66
								193	A	Fairfield	50 61
								194	A	Robert Morris	63 78
								194	H	Robert Morris	62 52
								208	H	Hartford	67 68
								233	H	Binghamton	69 60
								237	H	Bryant	59 61
								239	H	New Hampshire	69 81
								263	A	Saint Francis (PA)	81 77
								267	A	Central Conn. St.	61 57
								267	H	Central Conn. St.	79 69
								289	A	Vermont	51 53
								296	N	Coastal Caro.	71 62
								310	H	Fairleigh Dickinson	72 61
								326	A	LIU Brooklyn	62 53
								326	H	LIU Brooklyn	71 47
								337	H	Mt. St. Mary's	61 58
								341	A	St. Francis Brooklyn	68 51
								341	H	St. Francis Brooklyn	63 55
								344	A	Wagner	77 73
								344	H	Wagner	73 62
LAST 12 Division I GAMES:											
				194	H	Robert Morris	62 52	337	H	Mt. St. Mary's	61 58
				267	H	Central Conn. St.	79 69	344	A	Wagner	77 73
				326	H	LIU Brooklyn	71 47	267	A	Central Conn. St.	61 57
				341	H	St. Francis Brooklyn	63 55	341	A	St. Francis Brooklyn	68 51
				326	A	LIU Brooklyn	62 53	344	H	Wagner	73 62
				237	H	Bryant	59 61	310	H	Fairleigh Dickinson	72 61

Non-Div I Games:

Sacred Heart

■ Loss, 
 ■ Non-Conf, 
 ■ S Site, 
 ■ Home 
 ■ A Away 
 N Neutral

Average RPI Win:	307	WON-LOST	WINNING	LAST 10	STRENGTH OF	OPP. STRENGTH	TEAM	ADJ.	CONF.	ADJ CONF.
Average RPI Loss:	187	RECORD	PCT. RANK	GAMES	SCHEDULE	OF SCHEDULE	RPI	RPI	RPI	RPI
DIV. I ONLY	10- 14	225	6- 4	297	333	263	263	30	30	
DIV. I NON-CONF.	1- 9	325	0- 0	145	144	300	300	32	32	
TOTALS	RPI 1-25	RPI 26-50	W-L RECORDS	RPI 51-100	RPI 101-150	RPI 150+				
10- 14	0- 1	0- 1	OVERALL	0- 0	0- 2	10- 10				
6- 3	0- 0	0- 0	HOME	0- 0	0- 1	6- 2				
4- 10	0- 1	0- 1	AWAY	0- 0	0- 1	4- 7				
0- 1	0- 0	0- 0	NEUTRAL	0- 0	0- 0	0- 1				
1- 9	0- 1	0- 1	NON-CONFERENCE	0- 0	0- 2	1- 5				
1- 1	0- 0	0- 0	HOME	0- 0	0- 1	1- 0				
0- 7	0- 1	0- 1	AWAY	0- 0	0- 1	0- 4				
0- 1	0- 0	0- 0	NEUTRAL	0- 0	0- 0	0- 1				
9- 5	0- 0	0- 0	CONFERENCE	0- 0	0- 0	9- 5				
5- 2	0- 0	0- 0	HOME	0- 0	0- 0	5- 2				
4- 3	0- 0	0- 0	AWAY	0- 0	0- 0	4- 3				
0- 0	0- 0	0- 0	NEUTRAL	0- 0	0- 0	0- 0				

RPI 1-25				RPI 26-50				RPI 51-100				RPI 101+ Team's RPI: 263			
RPI	S	Opponent	Score	RPI	S	Opponent	Score	RPI	S	Opponent	Score	RPI	S	Opponent	Score
21	A	Florida	65 122	31	A	Ohio	65 91					121	H	Pittsburgh	59 74
												144	A	Marshall	73 81
												152	A	Cornell	69 75
												186	N	Eastern Ky.	82 88
												194	H	Robert Morris	62 54
												207	A	Canisius	52 77
												209	A	Cincinnati	86 93
												220	A	Columbia	78 82
												237	A	Bryant	72 84
												237	H	Bryant	85 72
												240	H	Sacred Heart	77 81
												267	A	Central Conn. St.	51 66
												267	H	Central Conn. St.	59 79
												296	H	Coastal Caro.	106 74
												310	A	Fairleigh Dickinson	72 73
												310	H	Fairleigh Dickinson	87 67
												326	A	LIU Brooklyn	84 75
												337	A	Mt. St. Mary's	73 64
												337	H	Mt. St. Mary's	87 57
												341	A	St. Francis Brooklyn	83 76
												344	A	Wagner	87 74
												344	H	Wagner	93 78
LAST 12 Division I GAMES:															
				344	A	Wagner	87 74					237	A	Bryant	72 84
				337	A	Mt. St. Mary's	73 64					267	A	Central Conn. St.	51 66
				237	H	Bryant	85 72					310	H	Fairleigh Dickinson	87 67
				267	H	Central Conn. St.	59 79					337	H	Mt. St. Mary's	87 57
				310	A	Fairleigh Dickinson	72 73					341	A	St. Francis Brooklyn	83 76
				194	H	Robert Morris	62 54					326	A	LIU Brooklyn	84 75

Non-Div I Games: Pitt.-Johnstown 82 78

Saint Francis (PA)

■ Loss, 
 ■ Non-Conf, 
 ■ S Site, 
 ■ Home 
 ■ A Away 
 N Neutral

## Saint Joseph's

Through Games Of Feb. 18, 2016

Average RPI Win:	149	WON-LOST	WINNING	LAST 10	STRENGTH OF	OPP. STRENGTH	TEAM	ADJ.	CONF.	ADJ CONF.
Average RPI Loss:	82	RECORD	PCT. RANK	GAMES	SCHEDULE	OF SCHEDULE	RPI	RPI	RPI	RPI
DIV. I ONLY	11- 14	207	3- 7	16	80	106	106	7	7	
DIV. I NON-CONF.	6- 6	160	0- 0	3	37	52	52	8	8	
TOTALS	RPI 1-25	RPI 26-50	W-L RECORDS	RPI 51-100	RPI 101-150	RPI 150+				
11- 14	0- 2	1- 3	OVERALL	4- 5	0- 1	6- 3				
7- 7	0- 1	1- 2	HOME	2- 3	0- 1	4- 0				
4- 7	0- 1	0- 1	AWAY	2- 2	0- 0	2- 3				
0- 0	0- 0	0- 0	NEUTRAL	0- 0	0- 0	0- 0				
6- 6	0- 1	1- 1	NON-CONFERENCE	3- 3	0- 1	2- 0				
4- 4	0- 1	1- 1	HOME	2- 1	0- 1	1- 0				
2- 2	0- 0	0- 0	AWAY	1- 2	0- 0	1- 0				
0- 0	0- 0	0- 0	NEUTRAL	0- 0	0- 0	0- 0				
5- 8	0- 1	0- 2	CONFERENCE	1- 2	0- 0	4- 3				
3- 3	0- 0	0- 1	HOME	0- 2	0- 0	3- 0				
2- 5	0- 1	0- 1	AWAY	1- 0	0- 0	1- 3				
0- 0	0- 0	0- 0	NEUTRAL	0- 0	0- 0	0- 0				

RPI 1-25				RPI 26-50				RPI 51-100				RPI 101+ Team's RPI: 106			
RPI	S	Opponent	Score	RPI	S	Opponent	Score	RPI	S	Opponent	Score	RPI	S	Opponent	Score
1	H	Notre Dame	55 91	29	H	George Washington	45 70	51	H	Rutgers	65 78	115	H	Iona	75 81
22	A	Duquesne	59 73	33	A	St. Bonaventure	51 65	54	A	Villanova	49 55	162	H	UMBC	104 45
				34	H	Penn	50 46	60	H	Dayton	61 71	166	A	George Mason	41 55
				38	H	Seton Hall	54 66	61	H	Saint Louis	66 77	175	A	Fordham	40 47
								67	A	Hofstra	62 75	175	H	Fordham	61 51
								68	A	Temple	70 67	206	H	Richmond	64 53
								71	H	Central Mich.	76 66	225	A	Lehigh	63 62
								90	H	Drexel	53 46	231	A	Massachusetts	62 58
								96	A	VCU	66 63	278	A	La Salle	70 75
												278	H	La Salle	64 55
LAST 12 Division I GAMES:															
278	A	La Salle	70 75	60	H	Dayton	61 71								
22	A	Duquesne	59 73	61	H	Saint Louis	66 77								
175	H	Fordham	61 51	175	A	Fordham	40 47								
166	A	George Mason	41 55	206	H	Richmond	64 53								
278	H	La Salle	64 55	96	A	VCU	66 63								
33	A	St. Bonaventure	51 65	231	A	Massachusetts	62 58								

Non-Div I Games:

Saint Joseph's

■ Loss, 
 ■ Non-Conf, 
 ■ S Site, 
 ■ H Home 
 ■ A Away 
 N Neutral

## Saint Louis

Through Games Of Feb. 18, 2016

Average RPI Win:	188	WON-LOST	WINNING	LAST 10	STRENGTH OF	OPP. STRENGTH	TEAM	ADJ.	CONF.	ADJ CONF.
Average RPI Loss:	92	RECORD	PCT. RANK	GAMES	SCHEDULE	OF SCHEDULE	RPI	RPI	RPI	RPI
DIV. I ONLY	19- 6	43	8- 2	162	128	61	61	7	7	
DIV. I NON-CONF.	9- 3	69	0- 0	249	286	97	97	8	8	
TOTALS	RPI 1-25	RPI 26-50	W-L RECORDS	RPI 51-100	RPI 101-150	RPI 150+				
19- 6	1- 0	0- 2	OVERALL	2- 2	5- 0	11- 2				
10- 1	1- 0	0- 0	HOME	1- 0	1- 0	7- 1				
8- 5	0- 0	0- 2	AWAY	1- 2	4- 0	3- 1				
1- 0	0- 0	0- 0	NEUTRAL	0- 0	0- 0	1- 0				
9- 3	0- 0	0- 0	NON-CONFERENCE	0- 2	2- 0	7- 1				
4- 0	0- 0	0- 0	HOME	0- 0	0- 0	4- 0				
4- 3	0- 0	0- 0	AWAY	0- 2	2- 0	2- 1				
1- 0	0- 0	0- 0	NEUTRAL	0- 0	0- 0	1- 0				
10- 3	1- 0	0- 2	CONFERENCE	2- 0	3- 0	4- 1				
6- 1	1- 0	0- 0	HOME	1- 0	1- 0	3- 1				
4- 2	0- 0	0- 2	AWAY	1- 0	2- 0	1- 0				
0- 0	0- 0	0- 0	NEUTRAL	0- 0	0- 0	0- 0				

RPI 1-25				RPI 26-50				RPI 51-100				RPI 101+			
RPI	S	Opponent	Score	RPI	S	Opponent	Score	RPI	S	Opponent	Score	RPI	S	Opponent	Score
22	H	Duquesne	84 81	29	A	George Washington	80 89	60	H	Dayton	70 56	104	A	Memphis	63 57
				33	A	St. Bonaventure	59 80	77	A	Ball St.	70 79	106	A	Saint Joseph's	77 66
								83	A	Tulane	58 66	112	A	Mercer	68 60
								96	A	VCU	77 72	150	A	Davidson	79 50
												150	H	Davidson	88 51
												163	A	SIUE	64 71
												166	A	George Mason	61 50
												166	H	George Mason	63 73
												190	H	Tulsa	82 73
												200	H	Southeast Mo. St.	67 52
												206	H	Richmond	73 48
												231	H	Massachusetts	69 49
												234	A	Indiana St.	62 52
												278	H	La Salle	79 70
												291	N	Cleveland St.	76 65
												299	H	Bradley	75 58
												340	H	Eastern Ill.	78 47
												345	A	Alabama A&M	91 60
LAST 12 Division I GAMES:															
22	H	Duquesne	84 81	278	H	La Salle	79 70								
150	H	Davidson	88 51	106	A	Saint Joseph's	77 66								
33	A	St. Bonaventure	59 80	60	H	Dayton	70 56								
206	H	Richmond	73 48	231	H	Massachusetts	69 49								
29	A	George Washington	80 89	150	A	Davidson	79 50								
166	A	George Mason	61 50	96	A	VCU	77 72								

Non-Div I Games: Mo.-St. Louis 67 31

Saint Louis

■ Loss, 
 ■ Non-Conf, 
 ■ S Site, 
 ■ Home 
 ■ A Away 
 N Neutral

## Saint Peter's

Through Games Of Feb. 18, 2016

Average RPI Win:	252	WON-LOST	WINNING	LAST 10	STRENGTH OF	OPP. STRENGTH	TEAM	ADJ.	CONF.	ADJ CONF.
Average RPI Loss:	201	RECORD	PCT. RANK	GAMES	SCHEDULE	OF SCHEDULE	RPI	RPI	RPI	RPI
DIV. I ONLY	4- 22	329	0- 10	244	288	334	334	23	23	
DIV. I NON-CONF.	2- 7	280	0- 0	154	343	294	294	24	24	
TOTALS	RPI 1-25	RPI 26-50	W-L RECORDS	RPI 51-100	RPI 101-150	RPI 150+				
4- 22	0- 1	0- 1	OVERALL	0- 0	0- 4	4- 16				
4- 10	0- 1	0- 0	HOME	0- 0	0- 3	4- 6				
0- 12	0- 0	0- 0	AWAY	0- 0	0- 1	0- 0				
0- 0	0- 0	0- 0	NEUTRAL	0- 0	0- 0	0- 0				
2- 7	0- 1	0- 1	NON-CONFERENCE	0- 0	0- 1	2- 4				
2- 3	0- 1	0- 0	HOME	0- 0	0- 1	2- 1				
0- 4	0- 0	0- 1	AWAY	0- 0	0- 0	0- 3				
0- 0	0- 0	0- 0	NEUTRAL	0- 0	0- 0	0- 0				
2- 15	0- 0	0- 0	CONFERENCE	0- 0	0- 3	2- 12				
2- 7	0- 0	0- 0	HOME	0- 0	0- 2	2- 5				
0- 8	0- 0	0- 0	AWAY	0- 0	0- 1	0- 7				
0- 0	0- 0	0- 0	NEUTRAL	0- 0	0- 0	0- 0				

RPI 1-25				RPI 26-50				RPI 51-100				RPI 101+ Team's RPI: 334			
RPI	S	Opponent	Score	RPI	S	Opponent	Score	RPI	S	Opponent	Score	RPI	S	Opponent	Score
22	H	Duquesne	38 63	38	A	Seton Hall	65 81					105	A	Quinnipiac	49 66
												105	H	Quinnipiac	53 65
												115	H	Iona	51 65
												137	H	Stony Brook	35 69
												179	A	Marist	46 69
												179	H	Marist	55 74
												193	A	Fairfield	49 76
												193	H	Fairfield	56 46
												201	H	Brown	79 67
												207	A	Canisius	42 54
												207	H	Canisius	53 60
												223	A	Siena	58 59
												223	H	Siena	55 64
												225	A	Lehigh	42 74
												229	A	Manhattan	47 64
												232	H	Navy	39 50
												273	H	Monmouth	67 62
												285	A	Rider	48 57
												285	H	Rider	67 68
												302	A	Niagara	46 51
												302	H	Niagara	48 52
												310	A	Fairleigh Dickinson	52 73
												328	A	Lafayette	69 72
												341	H	St. Francis Brooklyn	44 40
LAST 12 Division I GAMES:															
285	A	Rider	48 57	223	H	Siena	55 64								
105	H	Quinnipiac	53 65	179	A	Marist	46 69								
193	A	Fairfield	49 76	229	A	Manhattan	47 64								
285	H	Rider	67 68	302	A	Niagara	46 51								
179	H	Marist	55 74	207	A	Canisius	42 54								
105	A	Quinnipiac	49 66	193	H	Fairfield	56 46								

Non-Div I Games:

Saint Peter's

■ Loss, 
 ■ Non-Conf, 
 ■ S Site, 
 ■ H Home 
 ■ A Away 
 N Neutral



Average RPI Win:	296	WON-LOST	WINNING	LAST 10	STRENGTH OF	OPP. STRENGTH	TEAM	ADJ.	CONF.	ADJ CONF.
Average RPI Loss:	146	RECORD	PCT. RANK	GAMES	SCHEDULE	OF SCHEDULE	RPI	RPI	RPI	RPI
DIV. I ONLY	7- 14	262	3- 7	205	223	235	235	27	27	
DIV. I NON-CONF.	2- 6	272	0- 0	75	66	161	161	26	26	
TOTALS	RPI 1-25	RPI 26-50	W-L RECORDS	RPI 51-100	RPI 101-150	RPI 150+				
7- 14	0- 2	0- 1	OVERALL	0- 3	0- 2	7- 6				
3- 3	0- 0	0- 0	HOME	0- 1	0- 0	3- 2				
4- 10	0- 1	0- 1	AWAY	0- 2	0- 2	4- 4				
0- 1	0- 1	0- 0	NEUTRAL	0- 0	0- 0	0- 0				
2- 6	0- 2	0- 1	NON-CONFERENCE	0- 1	0- 1	2- 1				
0- 1	0- 0	0- 0	HOME	0- 0	0- 0	0- 1				
2- 4	0- 1	0- 1	AWAY	0- 1	0- 1	2- 0				
0- 1	0- 1	0- 0	NEUTRAL	0- 0	0- 0	0- 0				
5- 8	0- 0	0- 0	CONFERENCE	0- 2	0- 1	5- 5				
3- 2	0- 0	0- 0	HOME	0- 1	0- 0	3- 1				
2- 6	0- 0	0- 0	AWAY	0- 1	0- 1	2- 4				
0- 0	0- 0	0- 0	NEUTRAL	0- 0	0- 0	0- 0				

RPI 1-25				RPI 26-50				RPI 51-100				RPI 101+ Team's RPI: 235			
RPI	S	Opponent	Score	RPI	S	Opponent	Score	RPI	S	Opponent	Score	RPI	S	Opponent	Score
7	A	Texas	49 83	49	A	Kansas St.	50 78	63	A	Abilene Christian	55 67	127	A	Northwestern St.	49 69
13	N	Florida St.	37 94					63	H	Abilene Christian	76 87	131	A	Arkansas	47 67
								92	A	TCU	59 85	168	A	McNeese St.	79 82
												228	A	Stephen F. Austin	63 70
												230	H	Rice	46 58
												244	A	Texas Southern	53 51
												246	A	Houston Baptist	63 67
												246	H	Houston Baptist	78 70
												282	A	Lamar	78 76
												312	A	A&M-Corpus Christi	71 81
												315	H	Southeastern La.	80 56
												320	H	Nicholls St.	63 67
												325	A	Incarinate Word	65 60
												326	A	LIU Brooklyn	63 56
												333	H	New Orleans	64 52
LAST 12 Division I GAMES:															
246	H	Houston Baptist	78 70	63	H	Abilene Christian	76 87								
63	A	Abilene Christian	55 67	168	A	McNeese St.	79 82								
312	A	A&M-Corpus Christi	71 81	320	H	Nicholls St.	63 67								
246	A	Houston Baptist	63 67	333	H	New Orleans	64 52								
282	A	Lamar	78 76	315	H	Southeastern La.	80 56								
228	A	Stephen F. Austin	63 70	127	A	Northwestern St.	49 69								

Non-Div I Games: LSU-Alexandria 85 50 Our Lady Of The Lak67 56

Sam Houston St.

Loss, Non-Conf, S Site, H Home A Away N Neutral

Average RPI Win:	248	WON-LOST	WINNING	LAST 10	STRENGTH OF	OPP. STRENGTH	TEAM	ADJ.	CONF.	ADJ CONF.
Average RPI Loss:	95	RECORD	PCT. RANK	GAMES	SCHEDULE	OF SCHEDULE	RPI	RPI	RPI	RPI
DIV. I ONLY	14- 10	121	7- 3	206	185	124	124	17	17	
DIV. I NON-CONF.	6- 7	176	0- 1	210	189	147	147	15	15	
TOTALS	RPI 1-25	RPI 26-50	W-L RECORDS	RPI 51-100	RPI 101-150	RPI 150+				
14- 10	0- 0	0- 2	OVERALL	1- 3	2- 4	11- 1				
5- 2	0- 0	0- 0	HOME	1- 0	1- 2	3- 0				
8- 8	0- 0	0- 2	AWAY	0- 3	1- 2	7- 1				
1- 0	0- 0	0- 0	NEUTRAL	0- 0	0- 0	1- 0				
6- 7	0- 0	0- 2	NON-CONFERENCE	0- 2	1- 2	5- 1				
1- 1	0- 0	0- 0	HOME	0- 0	0- 1	1- 0				
4- 6	0- 0	0- 2	AWAY	0- 2	1- 1	3- 1				
1- 0	0- 0	0- 0	NEUTRAL	0- 0	0- 0	1- 0				
8- 3	0- 0	0- 0	CONFERENCE	1- 1	1- 2	6- 0				
4- 1	0- 0	0- 0	HOME	1- 0	1- 1	2- 0				
4- 2	0- 0	0- 0	AWAY	0- 1	0- 1	4- 0				
0- 0	0- 0	0- 0	NEUTRAL	0- 0	0- 0	0- 0				

RPI 1-25				RPI 26-50				RPI 51-100				RPI 101+ Team's RPI: 124			
RPI	S	Opponent	Score	RPI	S	Opponent	Score	RPI	S	Opponent	Score	RPI	S	Opponent	Score
				32	A	Mississippi St.	47 68	58	A	Chattanooga	30 53	112	A	Mercer	61 63
				44	A	Indiana	56 65	58	H	Chattanooga	48 43	112	H	Mercer	60 63
								86	A	Georgia Tech	55 66	114	H	Harvard	54 60
								94	A	UT Martin	50 52	132	A	LSU	47 44
												140	A	UAB	41 61
												145	H	ETSU	55 47
												153	A	Southern Miss.	48 56
												189	H	Troy	73 69
												219	A	Furman	58 45
												280	A	Alabama St.	54 35
												283	A	Jacksonville St.	50 39
												288	A	UNCG	57 52
												288	H	UNCG	80 49
												308	A	Western Caro.	59 42
												308	H	Western Caro.	57 52
												309	A	Wofford	58 39
												320	N	Nicholls St.	45 43
												345	A	Alabama A&M	54 30
LAST 12 Division I GAMES:															
				58	A	Chattanooga	30 53	58	H	Chattanooga	48 43				
				112	A	Mercer	61 63	145	H	ETSU	55 47				
				308	H	Western Caro.	57 52	112	H	Mercer	60 63				
				288	H	UNCG	80 49	288	A	UNCG	57 52				
				309	A	Wofford	58 39	308	A	Western Caro.	59 42				
				219	A	Furman	58 45	114	H	Harvard	54 60				

Non-Div I Games: AUM 82 32 Shorter 53 33

Samford

Loss, Non-Conf, S Site, H Home A Away N Neutral

Average RPI Win:	194	WON-LOST	WINNING	LAST 10	STRENGTH OF	OPP. STRENGTH	TEAM	ADJ.	CONF.	ADJ CONF.
Average RPI Loss:	58	RECORD	PCT. RANK	GAMES	SCHEDULE	OF SCHEDULE	RPI	RPI	RPI	RPI
DIV. I ONLY	20- 6	38	6- 4	172	100	81	81	8	8	
DIV. I NON-CONF.	9- 1	22	0- 0	319	175	116	116	9	9	
TOTALS	RPI 1-25	RPI 26-50	W-L RECORDS	RPI 51-100	RPI 101-150	RPI 150+				
20- 6	1- 1	0- 0	OVERALL	2- 4	4- 1	13- 0				
10- 4	1- 0	0- 0	HOME	1- 3	2- 1	6- 0				
10- 2	0- 1	0- 0	AWAY	1- 1	2- 0	7- 0				
0- 0	0- 0	0- 0	NEUTRAL	0- 0	0- 0	0- 0				
9- 1	0- 0	0- 0	NON-CONFERENCE	0- 1	3- 0	6- 0				
4- 1	0- 0	0- 0	HOME	0- 1	2- 0	2- 0				
5- 0	0- 0	0- 0	AWAY	0- 0	1- 0	4- 0				
0- 0	0- 0	0- 0	NEUTRAL	0- 0	0- 0	0- 0				
11- 5	1- 1	0- 0	CONFERENCE	2- 3	1- 1	7- 0				
6- 3	1- 0	0- 0	HOME	1- 2	0- 1	4- 0				
5- 2	0- 1	0- 0	AWAY	1- 1	1- 0	3- 0				
0- 0	0- 0	0- 0	NEUTRAL	0- 0	0- 0	0- 0				

RPI S	Opponent	Score	RPI S	Opponent	Score	RPI S	Opponent	Score	RPI S	Opponent	Score
11	A BYU	60 68				53	A St. Mary's (CA)	60 68	101	A San Francisco	67 58
11	H BYU	78 65				53	H St. Mary's (CA)	68 73	101	H San Francisco	54 59
						56	A Santa Clara	70 58	111	H Arizona	59 54
						56	H Santa Clara	47 61	128	H Akron	86 65
						74	H Washington St.	72 78	138	A Fresno St.	72 68
						99	H Gonzaga	63 54	160	A Montana St.	62 49
									167	A Pacific	59 56
									167	H Pacific	69 56
									238	A Loyola Marymount	75 67
									238	H Loyola Marymount	82 58
									242	H Valparaiso	76 60
									251	A San Diego St.	60 53
									268	A Pepperdine	70 54
									268	H Pepperdine	74 55
									286	H Portland	71 43
									290	H CSUN	86 64
									331	A Nevada	84 47
									339	A Cal St. Fullerton	53 44
LAST 12 Division I GAMES:											
11	A BYU	60 68	268	A Pepperdine	70 54						
101	H San Francisco	54 59	238	H Loyola Marymount	82 58						
56	H Santa Clara	47 61	268	H Pepperdine	74 55						
167	A Pacific	59 56	99	H Gonzaga	63 54						
53	A St. Mary's (CA)	60 68	286	H Portland	71 43						
238	A Loyola Marymount	75 67	56	A Santa Clara	70 58						

Non-Div I Games: Hope Int'l 90 52

San Diego

■ Loss, 
 ■ Non-Conf, 
 ■ S Site, 
 ■ Home 
 ■ A Away 
 N Neutral

Average RPI Win:	250	WON-LOST	WINNING	LAST 10	STRENGTH OF	OPP. STRENGTH	TEAM	ADJ.	CONF.	ADJ CONF.
Average RPI Loss:	148	RECORD	PCT. RANK	GAMES	SCHEDULE	OF SCHEDULE	RPI	RPI	RPI	RPI
DIV. I ONLY	8- 15	258	3- 7	197	205	251	251	19	19	
DIV. I NON-CONF.	4- 6	201	0- 0	254	200	259	259	20	20	
TOTALS	RPI 1-25	RPI 26-50	W-L RECORDS	RPI 51-100	RPI 101-150	RPI 150+				
8- 15	0- 0	0- 3	OVERALL	0- 2	1- 3	7- 7				
4- 8	0- 0	0- 1	HOME	0- 2	1- 1	3- 4				
4- 7	0- 0	0- 2	AWAY	0- 0	0- 2	4- 3				
0- 0	0- 0	0- 0	NEUTRAL	0- 0	0- 0	0- 0				
4- 6	0- 0	0- 1	NON-CONFERENCE	0- 2	0- 1	4- 2				
3- 3	0- 0	0- 0	HOME	0- 2	0- 0	3- 1				
1- 3	0- 0	0- 1	AWAY	0- 0	0- 1	1- 1				
0- 0	0- 0	0- 0	NEUTRAL	0- 0	0- 0	0- 0				
4- 9	0- 0	0- 2	CONFERENCE	0- 0	1- 2	3- 5				
1- 5	0- 0	0- 1	HOME	0- 0	1- 1	0- 3				
3- 4	0- 0	0- 1	AWAY	0- 0	0- 1	3- 2				
0- 0	0- 0	0- 0	NEUTRAL	0- 0	0- 0	0- 0				

RPI 1-25				RPI 26-50				RPI 51-100				RPI 101+				Team's RPI: 251	
RPI	S	Opponent	Score	RPI	S	Opponent	Score	RPI	S	Opponent	Score	RPI	S	Opponent	Score		
				30	A	Washington	51 80	59	H	UC Riverside	68 85	138	A	Fresno St.	49 54		
				46	A	Colorado St.	54 70	81	H	San Diego	53 60	138	H	Fresno St.	65 54		
				46	H	Colorado St.	57 60					143	A	Long Beach St.	54 74		
												147	H	Boise St.	45 75		
												171	H	Wisconsin	63 57		
												172	A	New Mexico	51 46		
												182	H	UC Davis	54 65		
												184	A	San Jose St.	73 78		
												187	H	UNLV	41 55		
												203	A	Utah St.	59 72		
												203	H	Utah St.	36 55		
												238	A	Loyola Marymount	65 92		
												241	A	Wyoming	84 77		
												290	A	CSUN	67 65		
												307	H	North Dakota St.	64 54		
												331	H	Nevada	64 70		
												339	H	Cal St. Fullerton	54 43		
												343	A	Air Force	69 66		
LAST 12 Division I GAMES:																	
				343	A	Air Force	69 66	203	A	Utah St.	59 72						
				138	H	Fresno St.	65 54	138	A	Fresno St.	49 54						
				172	A	New Mexico	51 46	147	H	Boise St.	45 75						
				46	A	Colorado St.	54 70	46	H	Colorado St.	57 60						
				187	H	UNLV	41 55	184	A	San Jose St.	73 78						
				331	H	Nevada	64 70	203	H	Utah St.	36 55						

Non-Div I Games: San Diego Christian60 25

San Diego St.

## San Francisco

Through Games Of Feb. 18, 2016

Average RPI Win:	197	WON-LOST	WINNING	LAST 10	STRENGTH OF	OPP. STRENGTH	TEAM	ADJ.	CONF.	ADJ CONF.
Average RPI Loss:	95	RECORD	PCT. RANK	GAMES	SCHEDULE	OF SCHEDULE	RPI	RPI	RPI	RPI
DIV. I ONLY	14- 10	121	6- 4	116	98	101	101	8	8	
DIV. I NON-CONF.	7- 2	57	0- 0	222	171	87	87	9	9	
TOTALS	RPI 1-25	RPI 26-50	W-L RECORDS	RPI 51-100	RPI 101-150	RPI 150+				
14- 10	0- 2	0- 0	OVERALL	3- 5	2- 0	9- 3				
5- 5	0- 1	0- 0	HOME	2- 3	1- 0	2- 1				
9- 5	0- 1	0- 0	AWAY	1- 2	1- 0	7- 2				
0- 0	0- 0	0- 0	NEUTRAL	0- 0	0- 0	0- 0				
7- 2	0- 0	0- 0	NON-CONFERENCE	1- 0	2- 0	4- 2				
2- 1	0- 0	0- 0	HOME	1- 0	1- 0	0- 1				
5- 1	0- 0	0- 0	AWAY	0- 0	1- 0	4- 1				
0- 0	0- 0	0- 0	NEUTRAL	0- 0	0- 0	0- 0				
7- 8	0- 2	0- 0	CONFERENCE	2- 5	0- 0	5- 1				
3- 4	0- 1	0- 0	HOME	1- 3	0- 0	2- 0				
4- 4	0- 1	0- 0	AWAY	1- 2	0- 0	3- 1				
0- 0	0- 0	0- 0	NEUTRAL	0- 0	0- 0	0- 0				

RPI 1-25				RPI 26-50				RPI 51-100				RPI 101+ Team's RPI: 101			
RPI	S	Opponent	Score	RPI	S	Opponent	Score	RPI	S	Opponent	Score	RPI	S	Opponent	Score
11	A	BYU	62 65					53	H	St. Mary's (CA)	68 78	129	H	North Dakota	74 57
11	H	BYU	57 66					56	A	Santa Clara	57 68	143	A	Long Beach St.	66 52
								56	H	Santa Clara	57 59	167	A	Pacific	57 70
								59	H	UC Riverside	88 76	170	A	Sacramento St.	95 94
								81	A	San Diego	59 54	184	A	San Jose St.	82 78
								81	H	San Diego	58 67	196	H	Cal Poly	61 62
								99	A	Gonzaga	47 68	216	A	Utah Valley	88 94
								99	H	Gonzaga	71 52	217	A	North Texas	69 61
												238	A	Loyola Marymount	75 73
												268	A	Pepperdine	81 74
												268	H	Pepperdine	99 75
												286	A	Portland	82 63
												286	H	Portland	90 69
												331	A	Nevada	70 62
LAST 12 Division I GAMES:															
268	H	Pepperdine	99 75	56	A	Santa Clara	57 68								
81	A	San Diego	59 54	268	A	Pepperdine	81 74								
11	A	BYU	62 65	238	A	Loyola Marymount	75 73								
56	H	Santa Clara	57 59	11	H	BYU	57 66								
99	H	Gonzaga	71 52	81	H	San Diego	58 67								
286	H	Portland	90 69	286	A	Portland	82 63								

Non-Div I Games: Holy Names 77 31 San Fran. St. 73 45

San Francisco

Loss, Non-Conf, S Site, H Home A Away N Neutral

Average RPI Win: 254		WON-LOST	WINNING	LAST 10	STRENGTH OF	OPP. STRENGTH	TEAM	ADJ.	CONF.	ADJ CONF.
Average RPI Loss: 110		RECORD	PCT. RANK	GAMES	SCHEDULE	OF SCHEDULE	RPI	RPI	RPI	RPI
DIV. I ONLY		10- 14	225	6- 4	117	211	184	184	19	19
DIV. I NON-CONF.		1- 9	325	0- 0	73	176	276	276	20	20
TOTALS		RPI 1-25	RPI 26-50	W-L RECORDS	RPI 51-100	RPI 101-150	RPI 150+			
10- 14	0- 0		0- 2	OVERALL	0- 5	1- 4	9- 3			
5- 7	0- 0		0- 1	HOME	0- 2	0- 4	5- 0			
5- 7	0- 0		0- 1	AWAY	0- 3	1- 0	4- 3			
0- 0	0- 0		0- 0	NEUTRAL	0- 0	0- 0	0- 0			
1- 9	0- 0		0- 0	NON-CONFERENCE	0- 5	0- 2	1- 2			
1- 4	0- 0		0- 0	HOME	0- 2	0- 2	1- 0			
0- 5	0- 0		0- 0	AWAY	0- 3	0- 0	0- 2			
0- 0	0- 0		0- 0	NEUTRAL	0- 0	0- 0	0- 0			
9- 5	0- 0		0- 2	CONFERENCE	0- 0	1- 2	8- 1			
4- 3	0- 0		0- 1	HOME	0- 0	0- 2	4- 0			
5- 2	0- 0		0- 1	AWAY	0- 0	1- 0	4- 1			
0- 0	0- 0		0- 0	NEUTRAL	0- 0	0- 0	0- 0			

RPI 1-25				RPI 26-50				RPI 51-100				RPI 101+				Team's RPI: 184	
RPI	S	Opponent	Score	RPI	S	Opponent	Score	RPI	S	Opponent	Score	RPI	S	Opponent	Score		
				46	A	Colorado St.	54 76	53	A	St. Mary's (CA)	81 91	101	H	San Francisco	78 82		
				46	H	Colorado St.	78 80	57	A	Oregon	74 104	122	H	Hawaii	73 76		
								74	A	Washington St.	80 95	138	A	Fresno St.	66 64		
								78	H	South Dakota	77 87	138	H	Fresno St.	54 59		
								95	H	New Mexico St.	66 75	147	H	Boise St.	75 78		
												167	A	Pacific	69 81		
												172	A	New Mexico	57 71		
												172	H	New Mexico	59 58		
												187	H	UNLV	69 61		
												203	A	Utah St.	86 74		
												241	A	Wyoming	67 66		
												245	A	CSU Bakersfield	88 90		
												251	H	San Diego St.	78 73		
												331	A	Nevada	76 63		
												332	H	UC Irvine	79 58		
												343	A	Air Force	72 49		
												343	H	Air Force	81 60		
LAST 12 Division I GAMES:																	
				331	A	Nevada	76 63	172	A	New Mexico	57 71						
				172	H	New Mexico	59 58	147	H	Boise St.	75 78						
				187	H	UNLV	69 61	138	H	Fresno St.	54 59						
				138	A	Fresno St.	66 64	241	A	Wyoming	67 66						
				343	A	Air Force	72 49	46	A	Colorado St.	54 76						
				46	H	Colorado St.	78 80	251	H	San Diego St.	78 73						

Non-Div I Games:	Southern Ore.	92	78
------------------	---------------	----	----

San Jose St.

■ Loss, ■ Non-Conf, S Site, H Home A Away N Neutral

Santa Clara

Through Games Of Feb. 18, 2016

Average RPI Win:	191	WON-LOST	WINNING	LAST 10	STRENGTH OF	OPP. STRENGTH	TEAM	ADJ.	CONF.	ADJ CONF.
Average RPI Loss:	45	RECORD	PCT. RANK	GAMES	SCHEDULE	OF SCHEDULE	RPI	RPI	RPI	RPI
DIV. I ONLY	18- 6	48	8- 2	146	79	56	56	8	8	
DIV. I NON-CONF.	7- 2	57	0- 0	268	40	83	83	9	9	
TOTALS	RPI 1-25	RPI 26-50	W-L RECORDS	RPI 51-100	RPI 101-150	RPI 150+				
18- 6	1- 2	0- 2	OVERALL	3- 2	3- 0	11- 0				
8- 2	0- 1	0- 0	HOME	1- 1	2- 0	5- 0				
9- 4	1- 1	0- 2	AWAY	2- 1	1- 0	5- 0				
1- 0	0- 0	0- 0	NEUTRAL	0- 0	0- 0	1- 0				
7- 2	1- 0	0- 2	NON-CONFERENCE	0- 0	1- 0	5- 0				
3- 0	0- 0	0- 0	HOME	0- 0	1- 0	2- 0				
3- 2	1- 0	0- 2	AWAY	0- 0	0- 0	2- 0				
1- 0	0- 0	0- 0	NEUTRAL	0- 0	0- 0	1- 0				
11- 4	0- 2	0- 0	CONFERENCE	3- 2	2- 0	6- 0				
5- 2	0- 1	0- 0	HOME	1- 1	1- 0	3- 0				
6- 2	0- 1	0- 0	AWAY	2- 1	1- 0	3- 0				
0- 0	0- 0	0- 0	NEUTRAL	0- 0	0- 0	0- 0				

RPI 1-25				RPI 26-50				RPI 51-100				RPI 101+			
RPI	S	Opponent	Score	RPI	S	Opponent	Score	RPI	S	Opponent	Score	RPI	S	Opponent	Score
8	A	Stanford	61 58	30	A	Washington	55 100	53	A	St. Mary's (CA)	73 67	101	A	San Francisco	59 57
11	A	BYU	63 70	39	A	Southern California	46 81	81	A	San Diego	61 47	101	H	San Francisco	68 57
11	H	BYU	63 68					81	H	San Diego	58 70	136	H	Texas Tech	75 70
								99	A	Gonzaga	44 53	167	H	Pacific	76 52
								99	H	Gonzaga	71 64	196	A	Cal Poly	69 63
												238	A	Loyola Marymount	57 56
												238	H	Loyola Marymount	68 41
												255	A	UC Santa Barbara	48 37
												255	H	UC Santa Barbara	66 48
												268	A	Pepperdine	62 60
												286	A	Portland	67 45
												286	H	Portland	66 47
												323	N	Evansville	62 44
												343	H	Air Force	68 34
LAST 12 Division I GAMES:															
238	H	Loyola Marymount	68 41	101	H	San Francisco	68 57								
11	A	BYU	63 70	238	A	Loyola Marymount	57 56								
81	A	San Diego	61 47	268	A	Pepperdine	62 60								
101	A	San Francisco	59 57	81	H	San Diego	58 70								
286	H	Portland	66 47	11	H	BYU	63 68								
99	H	Gonzaga	71 64	99	A	Gonzaga	44 53								

Non-Div I Games: Hope Int'l 78 54 Simpson (CA) 112 34

Santa Clara

Loss, Non-Conf, S Site, H Home A Away N Neutral

Average RPI Win:	308	WON-LOST	WINNING	LAST 10	STRENGTH OF	OPP. STRENGTH	TEAM	ADJ.	CONF.	ADJ CONF.
Average RPI Loss:	184	RECORD	PCT. RANK	GAMES	SCHEDULE	OF SCHEDULE	RPI	RPI	RPI	RPI
DIV. I ONLY	5- 16	304	4- 6	242	313	298	298	31	31	
DIV. I NON-CONF.	1- 8	320	0- 0	37	113	218	218	30	30	
TOTALS	RPI 1-25	RPI 26-50	W-L RECORDS	RPI 51-100	RPI 101-150	RPI 150+				
5- 16	0- 2	0- 1	OVERALL	0- 2	0- 1	5- 10				
3- 5	0- 0	0- 0	HOME	0- 1	0- 0	3- 4				
2- 11	0- 2	0- 1	AWAY	0- 1	0- 1	2- 6				
0- 0	0- 0	0- 0	NEUTRAL	0- 0	0- 0	0- 0				
1- 8	0- 2	0- 1	NON-CONFERENCE	0- 2	0- 1	1- 2				
0- 2	0- 0	0- 0	HOME	0- 1	0- 0	0- 1				
1- 6	0- 2	0- 1	AWAY	0- 1	0- 1	1- 1				
0- 0	0- 0	0- 0	NEUTRAL	0- 0	0- 0	0- 0				
4- 8	0- 0	0- 0	CONFERENCE	0- 0	0- 0	4- 8				
3- 3	0- 0	0- 0	HOME	0- 0	0- 0	3- 3				
1- 5	0- 0	0- 0	AWAY	0- 0	0- 0	1- 5				
0- 0	0- 0	0- 0	NEUTRAL	0- 0	0- 0	0- 0				

RPI 1-25				RPI 26-50				RPI 51-100				RPI 101+ Team's RPI: 298			
RPI	S	Opponent	Score	RPI	S	Opponent	Score	RPI	S	Opponent	Score	RPI	S	Opponent	Score
16	A	Oklahoma St.	48 76	32	A	Mississippi St.	25 92	51	A	Rutgers	26 65	148	A	Jacksonville	52 65
21	A	Florida	34 99					52	H	Auburn	40 62	151	A	Hampton	53 65
												227	H	Morgan St.	60 66
												249	A	N.C. A&T	31 60
												249	H	N.C. A&T	59 69
												254	A	Bethune-Cookman	44 50
												272	H	Coppin St.	57 55
												275	H	Ga. Southern	48 64
												280	A	Alabama St.	60 49
												283	A	Jacksonville St.	35 50
												292	A	Florida A&M	38 59
												294	H	UMES	60 42
												306	A	South Carolina St.	43 56
												330	H	Delaware St.	59 67
												346	A	Norfolk St.	68 53
												349	H	N.C. Central	57 39
LAST 12 Division I GAMES:															
306	A	South Carolina St.	43 56	151	A	Hampton	53 65								
272	H	Coppin St.	57 55	330	H	Delaware St.	59 67								
227	H	Morgan St.	60 66	294	H	UMES	60 42								
254	A	Bethune-Cookman	44 50	349	H	N.C. Central	57 39								
249	A	N.C. A&T	31 60	249	H	N.C. A&T	59 69								
346	A	Norfolk St.	68 53	148	A	Jacksonville	52 65								

Non-Div I Games: Columbia (SC) 101 34 Allen 72 46

Savannah St.

Loss, Non-Conf, S Site, H Home A Away N Neutral



Average RPI Win: <b>275</b>	WON-LOST	WINNING	LAST 10	STRENGTH OF	OPP. STRENGTH	TEAM	ADJ.	CONF.	ADJ CONF.
Average RPI Loss: <b>167</b>	RECORD	PCT. RANK	GAMES	SCHEDULE	OF SCHEDULE	RPI	RPI	RPI	RPI
DIV. I ONLY	8- 17	266	2- 8	207	293	261	261	25	25
DIV. I NON-CONF.	5- 9	233	1- 0	107	291	182	182	25	25
TOTALS	RPI 1-25	RPI 26-50	W-L RECORDS	RPI 51-100	RPI 101-150	RPI 150+			
8- 17	0- 0	0- 2	OVERALL	0- 3	0- 3	8- 9			
3- 7	0- 0	0- 0	HOME	0- 1	0- 2	3- 4			
5- 9	0- 0	0- 1	AWAY	0- 2	0- 1	5- 5			
0- 1	0- 0	0- 1	NEUTRAL	0- 0	0- 0	0- 0			
5- 9	0- 0	0- 2	NON-CONFERENCE	0- 2	0- 3	5- 2			
1- 4	0- 0	0- 0	HOME	0- 1	0- 2	1- 1			
4- 4	0- 0	0- 1	AWAY	0- 1	0- 1	4- 1			
0- 1	0- 0	0- 1	NEUTRAL	0- 0	0- 0	0- 0			
3- 8	0- 0	0- 0	CONFERENCE	0- 1	0- 0	3- 7			
2- 3	0- 0	0- 0	HOME	0- 0	0- 0	2- 3			
1- 5	0- 0	0- 0	AWAY	0- 1	0- 0	1- 4			
0- 0	0- 0	0- 0	NEUTRAL	0- 0	0- 0	0- 0			

RPI S	Opponent	Score	RPI S	Opponent	Score	RPI S	Opponent	Score	RPI S	Opponent	Score	Team's RPI: 261
30	A Washington	55 <b>96</b>	57	A Oregon	62 <b>82</b>	135	A Idaho	60 <b>64</b>				
40	N Princeton	48 <b>85</b>	59	H UC Riverside	70 <b>92</b>	143	H Long Beach St.	57 <b>69</b>				
			95	A New Mexico St.	54 <b>69</b>	147	H Boise St.	66 <b>84</b>				
						160	H Montana St.	51 <b>80</b>				
						195	A UTRGV	74 71				
						195	H UTRGV	71 <b>76</b>				
						215	A Montana	58 44				
						216	H Utah Valley	44 <b>61</b>				
						224	A Grand Canyon	53 <b>60</b>				
						224	H Grand Canyon	54 <b>67</b>				
						226	A Idaho St.	67 <b>83</b>				
						238	A Loyola Marymount	78 69				
						245	A CSU Bakersfield	68 <b>76</b>				
						290	A CSUN	62 56				
						300	A UMKC	43 <b>64</b>				
						300	H UMKC	69 63				
						303	H Denver	59 51				
						319	A Portland St.	85 64				
						336	A Chicago St.	49 <b>57</b>				
						336	H Chicago St.	59 45				
LAST 12 Division I GAMES:												
195	H UTRGV	71 <b>76</b>	195	A UTRGV	74 71							
224	A Grand Canyon	53 <b>60</b>	95	A New Mexico St.	54 <b>69</b>							
300	A UMKC	43 <b>64</b>	245	A CSU Bakersfield	68 <b>76</b>							
336	A Chicago St.	49 <b>57</b>	336	H Chicago St.	59 45							
224	H Grand Canyon	54 <b>67</b>	300	H UMKC	69 63							
216	H Utah Valley	44 <b>61</b>	290	A CSUN	62 56							

Non-Div I Games: Evergreen St. 81 38

Seattle

■ Loss, 
■ Non-Conf, 
■ S Site, 
■ H Home 
■ A Away 
N Neutral

Average RPI Win: <b>129</b>	WON-LOST	WINNING	LAST 10	STRENGTH OF	OPP. STRENGTH	TEAM	ADJ.	CONF.	ADJ CONF.
Average RPI Loss: <b>50</b>	RECORD	PCT. RANK	GAMES	SCHEDULE	OF SCHEDULE	RPI	RPI	RPI	RPI
DIV. I ONLY	18- 7	60	5- 5	55	44	38	38	6	6
DIV. I NON-CONF.	10- 1	19	0- 0	53	47	5	5	6	6
TOTALS	RPI 1-25	RPI 26-50	W-L RECORDS	RPI 51-100	RPI 101-150	RPI 150+			
18- 7	1- 2	2- 2	OVERALL	5- 3	5- 0	5- 0			
9- 3	0- 1	1- 1	HOME	3- 1	1- 0	4- 0			
7- 4	1- 1	0- 1	AWAY	2- 2	3- 0	1- 0			
2- 0	0- 0	1- 0	NEUTRAL	0- 0	1- 0	0- 0			
10- 1	0- 1	2- 0	NON-CONFERENCE	2- 0	3- 0	3- 0			
5- 0	0- 0	1- 0	HOME	1- 0	0- 0	3- 0			
3- 1	0- 1	0- 0	AWAY	1- 0	2- 0	0- 0			
2- 0	0- 0	1- 0	NEUTRAL	0- 0	1- 0	0- 0			
8- 6	1- 1	0- 2	CONFERENCE	3- 3	2- 0	2- 0			
4- 3	0- 1	0- 1	HOME	2- 1	1- 0	1- 0			
4- 3	1- 0	0- 1	AWAY	1- 2	1- 0	1- 0			
0- 0	0- 0	0- 0	NEUTRAL	0- 0	0- 0	0- 0			

RPI 1-25				RPI 26-50				Team's RPI: 38				RPI 51-100				RPI 101+			
RPI	S	Opponent	Score	RPI	S	Opponent	Score	RPI	S	Opponent	Score	RPI	S	Opponent	Score	RPI	S	Opponent	Score
20	A	DePaul	83 74	40	H	Princeton	71 64	51	H	Rutgers	77 49	106	A	Saint Joseph's	66 54				
20	H	DePaul	74 86	41	A	St. John's (NY)	69 71	54	A	Villanova	45 55	120	N	UNI	57 49				
25	A	Georgia	52 70	41	H	St. John's (NY)	64 72	54	H	Villanova	60 50	134	H	Xavier	82 66				
				47	N	North Carolina St.	58 55	82	A	Marquette	82 89	142	A	Creighton	86 82				
								82	H	Marquette	99 68	149	A	UT Arlington	61 54				
								87	A	Georgetown	83 75	175	H	Fordham	66 54				
								87	H	Georgetown	65 73	198	H	Butler	98 77				
								98	A	Liberty	92 56	237	H	Bryant	93 57				
												252	A	Providence	64 54				
												334	H	Saint Peter's	81 65				
LAST 12 Division I GAMES:																			
54	H	Villanova	60 50	134	H	Xavier	82 66												
87	H	Georgetown	65 73	87	A	Georgetown	83 75												
41	H	St. John's (NY)	64 72	54	A	Villanova	45 55												
82	A	Marquette	82 89	41	A	St. John's (NY)	69 71												
20	A	DePaul	83 74	20	H	DePaul	74 86												
198	H	Butler	98 77	82	H	Marquette	99 68												

Non-Div I Games:

Seton Hall

■ Loss, 
 ■ Non-Conf, 
 ■ S Site, 
 ■ H Home 
 ■ A Away 
 N Neutral

Average RPI Win:	268	WON-LOST	WINNING	LAST 10	STRENGTH OF	OPP. STRENGTH	TEAM	ADJ.	CONF.	ADJ CONF.
Average RPI Loss:	174	RECORD	PCT. RANK	GAMES	SCHEDULE	OF SCHEDULE	RPI	RPI	RPI	RPI
DIV. I ONLY	12- 15	206	1- 6	239	283	223	223	23	23	
DIV. I NON-CONF.	3- 7	248	1- 1	178	321	221	221	24	24	
TOTALS	RPI 1-25	RPI 26-50	W-L RECORDS	RPI 51-100	RPI 101-150	RPI 150+				
12- 15	0- 0	0- 2	OVERALL	0- 0	0- 4	12- 9				
5- 5	0- 0	0- 1	HOME	0- 0	0- 2	5- 2				
6- 9	0- 0	0- 1	AWAY	0- 0	0- 2	6- 6				
1- 1	0- 0	0- 0	NEUTRAL	0- 0	0- 0	1- 1				
3- 7	0- 0	0- 2	NON-CONFERENCE	0- 0	0- 1	3- 4				
0- 2	0- 0	0- 1	HOME	0- 0	0- 0	0- 1				
2- 4	0- 0	0- 1	AWAY	0- 0	0- 1	2- 2				
1- 1	0- 0	0- 0	NEUTRAL	0- 0	0- 0	1- 1				
9- 8	0- 0	0- 0	CONFERENCE	0- 0	0- 3	9- 5				
5- 3	0- 0	0- 0	HOME	0- 0	0- 2	5- 1				
4- 5	0- 0	0- 0	AWAY	0- 0	0- 1	4- 4				
0- 0	0- 0	0- 0	NEUTRAL	0- 0	0- 0	0- 0				

RPI 1-25			RPI 26-50			RPI 51-100			RPI 101+			Team's RPI: 223
RPI	S	Opponent	Score	RPI	S	Opponent	Score	RPI	S	Opponent	Score	
				33	A	St. Bonaventure	40 57	105	A	Quinnipiac	52 94	
				48	H	Albany (NY)	42 61	105	H	Quinnipiac	59 69	
								115	H	Iona	51 64	
								141	A	Southern Ill.	54 73	
								169	H	Northeastern	67 70	
								179	A	Marist	37 66	
								193	A	Fairfield	55 67	
								193	H	Fairfield	51 71	
								207	A	Canisius	58 52	
								207	H	Canisius	61 57	
								227	N	Morgan St.	69 46	
								229	A	Manhattan	49 56	
								229	H	Manhattan	60 59	
								232	A	Navy	58 59	
								239	A	New Hampshire	57 53	
								273	A	Monmouth	69 63	
								273	H	Monmouth	64 54	
								280	N	Alabama St.	53 57	
								285	A	Rider	58 70	
								285	H	Rider	66 45	
								302	A	Niagara	59 51	
								304	A	Colgate	50 52	
								310	A	Fairleigh Dickinson	81 65	
								334	A	Saint Peter's	64 55	
								334	H	Saint Peter's	59 58	
LAST 12 Division I GAMES:												
				227	N	Morgan St.	69 46	105	H	Quinnipiac	59 69	
				280	N	Alabama St.	53 57	334	A	Saint Peter's	64 55	
				193	H	Fairfield	51 71	179	A	Marist	37 66	
				229	A	Manhattan	49 56	105	A	Quinnipiac	52 94	
				115	H	Iona	51 64	207	H	Canisius	61 57	
				193	A	Fairfield	55 67	285	A	Rider	58 70	

Non-Div I Games:

Siena

■ Loss, 
 ■ Non-Conf, 
 ■ S Site, 
 ■ Home 
 ■ A Away 
 N Neutral

Average RPI Win:	243	WON-LOST	WINNING	LAST 10	STRENGTH OF	OPP. STRENGTH	TEAM	ADJ.	CONF.	ADJ CONF.
Average RPI Loss:	144	RECORD	PCT. RANK	GAMES	SCHEDULE	OF SCHEDULE	RPI	RPI	RPI	RPI
DIV. I ONLY	11- 12	186	7- 3	186	214	185	185	16	16	
DIV. I NON-CONF.	2- 5	253	0- 0	189	253	240	240	14	14	
TOTALS	RPI 1-25	RPI 26-50	W-L RECORDS	RPI 51-100	RPI 101-150	RPI 150+				
11- 12	0- 1	0- 2	OVERALL	0- 0	1- 4	10- 5				
5- 6	0- 1	0- 1	HOME	0- 0	1- 2	4- 2				
6- 6	0- 0	0- 1	AWAY	0- 0	0- 1	6- 3				
0- 0	0- 0	0- 0	NEUTRAL	0- 0	0- 0	0- 0				
2- 5	0- 1	0- 0	NON-CONFERENCE	0- 0	0- 1	2- 3				
0- 3	0- 1	0- 0	HOME	0- 0	0- 1	0- 1				
2- 2	0- 0	0- 0	AWAY	0- 0	0- 0	2- 2				
0- 0	0- 0	0- 0	NEUTRAL	0- 0	0- 0	0- 0				
9- 7	0- 0	0- 2	CONFERENCE	0- 0	1- 3	8- 2				
5- 3	0- 0	0- 1	HOME	0- 0	1- 1	4- 1				
4- 4	0- 0	0- 1	AWAY	0- 0	0- 2	4- 1				
0- 0	0- 0	0- 0	NEUTRAL	0- 0	0- 0	0- 0				

RPI S	Opponent	Score	RPI S	Opponent	Score	RPI S	Opponent	Score	RPI S	Opponent	Score	Team's RPI: 185
21	H Florida	60 72	43	A Arkansas St.	51 58				130	A Little Rock	43 74	
			43	H Arkansas St.	53 66				130	H Little Rock	34 47	
									133	A La.-Lafayette	50 69	
									140	H UAB	39 53	
									149	H UT Arlington	59 55	
									153	A Southern Miss.	51 71	
									180	A Southern U.	45 50	
									189	A Troy	75 71	
									189	H Troy	65 63	
									214	H Texas St.	71 73	
									224	A Grand Canyon	59 56	
									266	A Appalachian St.	68 54	
									266	H Appalachian St.	71 55	
									271	H UCF	36 77	
									274	A Georgia St.	60 52	
									274	H Georgia St.	83 45	
									275	A Ga. Southern	43 57	
									275	H Ga. Southern	48 45	
									280	A Alabama St.	47 43	
									284	A La.-Monroe	63 57	
LAST 12 Division I GAMES:												
266	A	Appalachian St.	68	54	266	H	Appalachian St.	71	55			
189	H	Troy	65	63	189	A	Troy	75	71			
275	H	Ga. Southern	48	45	284	A	La.-Monroe	63	57			
274	H	Georgia St.	83	45	133	A	La.-Lafayette	50	69			
130	A	Little Rock	43	74	149	H	UT Arlington	59	55			
43	A	Arkansas St.	51	58	214	H	Texas St.	71	73			

Non-Div I Games: Spring Hill 64 49 William Carey 66 30

South Ala.

■ Loss, 
 ■ Non-Conf, 
 ■ S Site, 
 ■ Home 
 ■ A Away 
 N Neutral

South Carolina

Through Games Of Feb. 18, 2016

Average RPI Win:	92	WON-LOST	WINNING	LAST 10	STRENGTH OF	OPP. STRENGTH	TEAM	ADJ.	CONF.	ADJ CONF.
Average RPI Loss:	3	RECORD	PCT. RANK	GAMES	SCHEDULE	OF SCHEDULE	RPI	RPI	RPI	RPI
DIV. I ONLY	25- 1	3	9- 1	5	3	2	2	2	2	2
DIV. I NON-CONF.	12- 1	9	0- 1	74	4	11	11	2	2	2
TOTALS	RPI 1-25	RPI 26-50	W-L RECORDS	RPI 51-100	RPI 101-150	RPI 150+				
25- 1	10- 1	3- 0	OVERALL	3- 0	2- 0	7- 0				
13- 1	5- 1	2- 0	HOME	1- 0	1- 0	4- 0				
9- 0	4- 0	1- 0	AWAY	2- 0	1- 0	1- 0				
3- 0	1- 0	0- 0	NEUTRAL	0- 0	0- 0	2- 0				
12- 1	3- 1	1- 0	NON-CONFERENCE	1- 0	1- 0	6- 0				
6- 1	1- 1	1- 0	HOME	1- 0	0- 0	3- 0				
3- 0	1- 0	0- 0	AWAY	0- 0	1- 0	1- 0				
3- 0	1- 0	0- 0	NEUTRAL	0- 0	0- 0	2- 0				
13- 0	7- 0	2- 0	CONFERENCE	2- 0	1- 0	1- 0				
7- 0	4- 0	1- 0	HOME	0- 0	1- 0	1- 0				
6- 0	3- 0	1- 0	AWAY	2- 0	0- 0	0- 0				
0- 0	0- 0	0- 0	NEUTRAL	0- 0	0- 0	0- 0				

RPI	S	Opponent	Score	RPI	S	Opponent	Score	RPI	S	Opponent	Score	RPI	S	Opponent	Score
3	H	UConn	54 66	32	A	Mississippi St.	57 51	52	A	Auburn	74 58	122	A	Hawaii	67 51
5	H	Ohio St.	88 80	35	H	Missouri	83 58	75	A	Vanderbilt	71 61	131	H	Arkansas	85 32
6	N	Arizona St.	60 58	45	H	Duke	66 55	89	H	Elon	78 63	151	H	Hampton	86 48
10	A	UCLA	68 65									161	H	Ole Miss	81 62
14	A	Kentucky	73 62									173	N	East Carolina	88 57
14	H	Kentucky	78 68									245	N	CSU Bakersfield	90 71
15	A	Texas A&M	70 63									248	A	Clemson	67 41
15	H	Texas A&M	59 58									288	H	UNCG	92 44
19	A	Tennessee	62 56									311	H	Winthrop	86 37
21	H	Florida	86 71												
25	H	Georgia	61 51												
LAST 12 Division I GAMES:															
25	H	Georgia	61 51	161	H	Ole Miss	81 62								
19	A	Tennessee	62 56	32	A	Mississippi St.	57 51								
21	H	Florida	86 71	52	A	Auburn	74 58								
3	H	UConn	54 66	15	H	Texas A&M	59 58								
14	H	Kentucky	78 68	14	A	Kentucky	73 62								
15	A	Texas A&M	70 63	35	H	Missouri	83 58								

Non-Div I Games:

South Carolina

Loss, Non-Conf, S Site, H Home A Away N Neutral

Average RPI Win:	315	WON-LOST	WINNING	LAST 10	STRENGTH OF	OPP. STRENGTH	TEAM	ADJ.	CONF.	ADJ CONF.
Average RPI Loss:	210	RECORD	PCT. RANK	GAMES	SCHEDULE	OF SCHEDULE	RPI	RPI	RPI	RPI
DIV. I ONLY	8- 12	233	5- 5	341	336	306	306	31	31	
DIV. I NON-CONF.	2- 6	272	0- 1	297	250	288	288	30	30	
TOTALS	RPI 1-25	RPI 26-50	W-L RECORDS	RPI 51-100	RPI 101-150	RPI 150+				
8- 12	0- 0	0- 0	OVERALL	0- 0	0- 4	8- 8				
5- 3	0- 0	0- 0	HOME	0- 0	0- 0	5- 3				
3- 8	0- 0	0- 0	AWAY	0- 0	0- 3	3- 5				
0- 1	0- 0	0- 0	NEUTRAL	0- 0	0- 1	0- 0				
2- 6	0- 0	0- 0	NON-CONFERENCE	0- 0	0- 4	2- 2				
1- 0	0- 0	0- 0	HOME	0- 0	0- 0	1- 0				
1- 5	0- 0	0- 0	AWAY	0- 0	0- 3	1- 2				
0- 1	0- 0	0- 0	NEUTRAL	0- 0	0- 1	0- 0				
6- 6	0- 0	0- 0	CONFERENCE	0- 0	0- 0	6- 6				
4- 3	0- 0	0- 0	HOME	0- 0	0- 0	4- 3				
2- 3	0- 0	0- 0	AWAY	0- 0	0- 0	2- 3				
0- 0	0- 0	0- 0	NEUTRAL	0- 0	0- 0	0- 0				

RPI 1-25			RPI 26-50			RPI 51-100			RPI 101+ Team's RPI: 306		
RPI	S	Opponent	Score	RPI	S	Opponent	Score	RPI	S	Opponent	Score
								109	N	Central Ark.	38 51
								140	A	UAB	38 71
								148	A	Jacksonville	47 79
								150	A	Davidson	51 63
								151	A	Hampton	50 63
								219	A	Furman	46 59
								227	H	Morgan St.	56 62
								248	A	Clemson	54 63
								249	H	N.C. A&T	54 57
								254	A	Bethune-Cookman	50 65
								272	H	Coppin St.	67 63
								292	A	Florida A&M	68 62
								294	H	UMES	56 63
								298	H	Savannah St.	56 43
								309	H	Wofford	60 47
								321	A	North Florida	53 48
								330	A	Delaware St.	61 79
								330	H	Delaware St.	61 48
								346	A	Norfolk St.	60 52
								349	H	N.C. Central	58 51
LAST 12 Division I GAMES:											
298	H	Savannah St.	56 43	294	H	UMES	56 63				
227	H	Morgan St.	56 62	330	H	Delaware St.	61 48				
272	H	Coppin St.	67 63	249	H	N.C. A&T	54 57				
330	A	Delaware St.	61 79	349	H	N.C. Central	58 51				
151	A	Hampton	50 63	148	A	Jacksonville	47 79				
346	A	Norfolk St.	60 52	109	N	Central Ark.	38 51				

Non-Div I Games: Morris 90 39 Southern Wesleyan 75 52

South Carolina St.

■ Loss, 
 ■ Non-Conf, 
 ■ S Site, 
 ■ Home 
 ■ A Away 
 N Neutral

Average RPI Win:	214	WON-LOST	WINNING	LAST 10	STRENGTH OF	OPP. STRENGTH	TEAM	ADJ.	CONF.	ADJ CONF.
Average RPI Loss:	85	RECORD	PCT. RANK	GAMES	SCHEDULE	OF SCHEDULE	RPI	RPI	RPI	RPI
DIV. I ONLY	20- 5	32	10- 0	261	114	78	78	18	18	
DIV. I NON-CONF.	8- 4	99	0- 0	206	12	90	90	19	19	
TOTALS	RPI 1-25	RPI 26-50	W-L RECORDS	RPI 51-100	RPI 101-150	RPI 150+				
20- 5	0- 0	0- 2	OVERALL	2- 1	3- 1	15- 1				
10- 1	0- 0	0- 1	HOME	1- 0	2- 0	7- 0				
9- 4	0- 0	0- 1	AWAY	1- 1	1- 1	7- 1				
1- 0	0- 0	0- 0	NEUTRAL	0- 0	0- 0	1- 0				
8- 4	0- 0	0- 2	NON-CONFERENCE	1- 1	2- 1	5- 0				
3- 1	0- 0	0- 1	HOME	1- 0	1- 0	1- 0				
4- 3	0- 0	0- 1	AWAY	0- 1	1- 1	3- 0				
1- 0	0- 0	0- 0	NEUTRAL	0- 0	0- 0	1- 0				
12- 1	0- 0	0- 0	CONFERENCE	1- 0	1- 0	10- 1				
7- 0	0- 0	0- 0	HOME	0- 0	1- 0	6- 0				
5- 1	0- 0	0- 0	AWAY	1- 0	0- 0	4- 1				
0- 0	0- 0	0- 0	NEUTRAL	0- 0	0- 0	0- 0				

RPI 1-25				RPI 26-50				RPI 51-100				Team's RPI: 78				RPI 101+			
RPI	S	Opponent	Score	RPI	S	Opponent	Score	RPI	S	Opponent	Score	RPI	S	Opponent	Score	RPI	S	Opponent	Score
30	H	Washington	64 77	49	A	Kansas St.	81 84	65	A	South Dakota St.	63 58	72	A	Utah	59 66	108	H	Drake	92 87
								82	H	Marquette	97 69					120	A	UNI	43 64
																125	H	IUPUI	65 59
																129	A	North Dakota	73 70
																156	A	Oral Roberts	56 60
																156	H	Oral Roberts	71 48
																157	A	Illinois	85 76
																184	A	San Jose St.	87 77
																192	A	Fla. Atlantic	76 53
																221	A	Western Ill.	102 77
																221	H	Western Ill.	86 50
																260	A	Omaha	70 55
																260	H	Omaha	82 76
																266	N	Appalachian St.	87 60
																303	A	Denver	79 33
																303	H	Denver	85 60
																307	A	North Dakota St.	96 94
																307	H	North Dakota St.	80 54
																317	H	IPFW	92 60
																319	H	Portland St.	103 61
LAST 12 Division I GAMES:																			
221	H	Western Ill.	86 50	156	H	Oral Roberts	71 48	260	A	Omaha	70 55	303	A	Denver	79 33	307	H	North Dakota St.	80 54
221	A	Western Ill.	102 77	125	H	IUPUI	65 59	317	H	IPFW	92 60	65	A	South Dakota St.	63 58	307	A	North Dakota St.	96 94
				260	H	Omaha	82 76	156	A	Oral Roberts	56 60								

Non-Div I Games: Dakota Wesleyan 94 54

South Dakota

Loss, Non-Conf, S Site, H Home A Away N Neutral





Average RPI Win:	156	WON-LOST	WINNING	LAST 10	STRENGTH OF	OPP. STRENGTH	TEAM	ADJ.	CONF.	ADJ CONF.
Average RPI Loss:	39	RECORD	PCT. RANK	GAMES	SCHEDULE	OF SCHEDULE	RPI	RPI	RPI	RPI
DIV. I ONLY	18- 7	60	3- 3	69	48	42	42	9	9	
DIV. I NON-CONF.	7- 4	110	0- 2	10	4	27	27	7	7	
TOTALS	RPI 1-25	RPI 26-50	W-L RECORDS	RPI 51-100	RPI 101-150	RPI 150+				
18- 7	1- 3	0- 2	OVERALL	4- 1	3- 1	10- 0				
13- 1	1- 1	0- 0	HOME	3- 0	3- 0	6- 0				
5- 5	0- 1	0- 0	AWAY	1- 1	0- 0	4- 0				
0- 1	0- 0	0- 1	NEUTRAL	0- 0	0- 0	0- 0				
7- 4	1- 2	0- 2	NON-CONFERENCE	2- 0	3- 0	1- 0				
7- 0	1- 0	0- 0	HOME	2- 0	3- 0	1- 0				
0- 3	0- 2	0- 1	AWAY	0- 0	0- 0	0- 0				
0- 1	0- 0	0- 1	NEUTRAL	0- 0	0- 0	0- 0				
11- 3	0- 1	0- 0	CONFERENCE	2- 1	0- 1	9- 0				
6- 1	0- 1	0- 0	HOME	1- 0	0- 0	5- 0				
5- 2	0- 0	0- 0	AWAY	1- 1	0- 1	4- 0				
0- 0	0- 0	0- 0	NEUTRAL	0- 0	0- 0	0- 0				

RPI S	Opponent	Score	RPI S	Opponent	Score	Team's RPI: 42	RPI S	Opponent	Score	RPI S	Opponent	Score
3	H UConn	59 75	32	N Mississippi St.	58 68		58	H Chattanooga	61 33	104	A Memphis	87 88
4	A Baylor	63 66	41	A St. John's (NY)	70 74		68	A Temple	66 68	114	H Harvard	86 59
16	H Oklahoma St.	68 46					83	A Tulane	71 67	126	H Penn St.	101 79
18	A Louisville	50 67					83	H Tulane	77 65	148	H Jacksonville	74 52
							90	H Drexel	73 58	154	A SMU	66 48
										154	H SMU	83 56
										173	A East Carolina	61 59
										173	H East Carolina	75 54
										198	H Butler	87 77
										209	A Cincinnati	78 51
										209	H Cincinnati	82 49
										269	H Houston	73 49
										271	A UCF	88 49
										271	H UCF	108 63
LAST 12 Division I GAMES:												
4	A Baylor	63 66	154	A SMU	66 48							
18	A Louisville	50 67	269	H Houston	73 49							
209	A Cincinnati	78 51	271	A UCF	88 49							
83	H Tulane	77 65	104	A Memphis	87 88							
68	A Temple	66 68	173	H East Carolina	75 54							
209	H Cincinnati	82 49	83	A Tulane	71 67							

Non-Div I Games:

South Fla.

■ Loss, 
 ■ Non-Conf, 
 ■ S Site, 
 ■ Home 
 ■ A Away 
 N Neutral

Average RPI Win:	271	WON-LOST	WINNING	LAST 10	STRENGTH OF	OPP. STRENGTH	TEAM	ADJ.	CONF.	ADJ CONF.
Average RPI Loss:	148	RECORD	PCT. RANK	GAMES	SCHEDULE	OF SCHEDULE	RPI	RPI	RPI	RPI
DIV. I ONLY	12- 12	170	2- 5	234	298	200	200	24	24	
DIV. I NON-CONF.	5- 6	180	0- 1	179	333	179	179	23	23	
TOTALS	RPI 1-25	RPI 26-50	W-L RECORDS	RPI 51-100	RPI 101-150	RPI 150+				
12- 12	0- 0	0- 1	OVERALL	0- 4	1- 2	11- 5				
6- 3	0- 0	0- 0	HOME	0- 1	1- 2	5- 0				
6- 7	0- 0	0- 1	AWAY	0- 2	0- 0	6- 4				
0- 2	0- 0	0- 0	NEUTRAL	0- 1	0- 0	0- 1				
5- 6	0- 0	0- 1	NON-CONFERENCE	0- 2	0- 2	5- 1				
1- 2	0- 0	0- 0	HOME	0- 0	0- 2	1- 0				
4- 2	0- 0	0- 1	AWAY	0- 1	0- 0	4- 0				
0- 2	0- 0	0- 0	NEUTRAL	0- 1	0- 0	0- 1				
7- 6	0- 0	0- 0	CONFERENCE	0- 2	1- 0	6- 4				
5- 1	0- 0	0- 0	HOME	0- 1	1- 0	4- 0				
2- 5	0- 0	0- 0	AWAY	0- 1	0- 0	2- 4				
0- 0	0- 0	0- 0	NEUTRAL	0- 0	0- 0	0- 0				

RPI S	Opponent	Score	RPI S	Opponent	Score	RPI S	Opponent	Score	RPI S	Opponent	Score	Team's RPI: 200
			35 A	Missouri	32 74	59 N	UC Riverside	67 85	102 H	Belmont	81 74	
						61 A	Saint Louis	52 67	109 H	Central Ark.	54 63	
						94 A	UT Martin	65 95	141 H	Southern Ill.	72 87	
						94 H	UT Martin	74 84	163 A	SIUE	73 80	
									186 A	Eastern Ky.	55 56	
									221 A	Western Ill.	89 84	
									226 N	Idaho St.	64 65	
									262 A	Murray St.	61 80	
									262 H	Murray St.	96 59	
									264 H	Tennessee St.	75 65	
									270 H	Austin Peay	71 69	
									276 A	Tennessee Tech	60 57	
									283 H	Jacksonville St.	61 47	
									293 A	Wichita St.	66 62	
									300 H	UMKC	78 65	
									301 A	Morehead St.	89 79	
									335 A	Lipscomb	84 69	
									340 A	Eastern Ill.	59 64	
									345 A	Alabama A&M	69 58	
LAST 12 Division I GAMES:												
			59 N	UC Riverside	67 85	94 H	UT Martin	74 84				
			262 A	Murray St.	61 80	163 A	SIUE	73 80				
			94 A	UT Martin	65 95	276 A	Tennessee Tech	60 57				
			340 A	Eastern Ill.	59 64	283 H	Jacksonville St.	61 47				
			262 H	Murray St.	96 59	186 A	Eastern Ky.	55 56				
			270 H	Austin Peay	71 69	301 A	Morehead St.	89 79				

Non-Div I Games: Harris-Stowe 78 66 William Woods 94 58

Southeast Mo. St.

Loss, Non-Conf, S Site, H Home A Away N Neutral

Average RPI Win:	281	WON-LOST	WINNING	LAST 10	STRENGTH OF	OPP. STRENGTH	TEAM	ADJ.	CONF.	ADJ CONF.
Average RPI Loss:	176	RECORD	PCT. RANK	GAMES	SCHEDULE	OF SCHEDULE	RPI	RPI	RPI	RPI
DIV. I ONLY	4- 20	321	2- 8	201	261	315	315	27	27	
DIV. I NON-CONF.	1- 10	330	0- 0	130	196	279	279	26	26	
TOTALS	RPI 1-25	RPI 26-50	W-L RECORDS	RPI 51-100	RPI 101-150	RPI 150+				
4- 20	0- 0	0- 1	OVERALL	0- 4	0- 5	4- 10				
3- 8	0- 0	0- 0	HOME	0- 2	0- 0	3- 6				
1- 12	0- 0	0- 1	AWAY	0- 2	0- 5	1- 4				
0- 0	0- 0	0- 0	NEUTRAL	0- 0	0- 0	0- 0				
1- 10	0- 0	0- 1	NON-CONFERENCE	0- 3	0- 3	1- 3				
0- 4	0- 0	0- 0	HOME	0- 1	0- 0	0- 3				
1- 6	0- 0	0- 1	AWAY	0- 2	0- 3	1- 0				
0- 0	0- 0	0- 0	NEUTRAL	0- 0	0- 0	0- 0				
3- 10	0- 0	0- 0	CONFERENCE	0- 1	0- 2	3- 7				
3- 4	0- 0	0- 0	HOME	0- 1	0- 0	3- 3				
0- 6	0- 0	0- 0	AWAY	0- 0	0- 2	0- 4				
0- 0	0- 0	0- 0	NEUTRAL	0- 0	0- 0	0- 0				

RPI S	Opponent	Score	RPI S	Opponent	Score	RPI S	Opponent	Score	RPI S	Opponent	Score	Team's RPI: 315
			32 A	Mississippi St.	41 81	52 H	Auburn	68 80	109 A	Central Ark.	58 80	
						63 H	Abilene Christian	72 88	127 A	Northwestern St.	62 82	
						86 A	Georgia Tech	49 102	131 A	Arkansas	53 97	
						91 A	Wright St.	72 106	134 A	Xavier	27 67	
									136 A	Texas Tech	51 113	
									168 A	McNeese St.	79 96	
									168 H	McNeese St.	74 83	
									189 H	Troy	90 100	
									228 H	Stephen F. Austin	65 56	
									235 A	Sam Houston St.	56 80	
									246 A	Houston Baptist	56 64	
									282 H	Lamar	73 66	
									284 H	La.-Monroe	84 88	
									292 A	Florida A&M	62 57	
									305 H	Jackson St.	72 79	
									312 A	A&M-Corpus Christi	67 69	
									320 H	Nicholls St.	78 68	
									325 H	Incarinate Word	66 70	
									333 H	New Orleans	51 62	
LAST 12 Division I GAMES:												
333 H	New Orleans	51 62	168 A	McNeese St.	79 96							
320 H	Nicholls St.	78 68	312 A	A&M-Corpus Christi	67 69							
168 H	McNeese St.	74 83	325 H	Incarinate Word	66 70							
63 H	Abilene Christian	72 88	282 H	Lamar	73 66							
109 A	Central Ark.	58 80	246 A	Houston Baptist	56 64							
127 A	Northwestern St.	62 82	235 A	Sam Houston St.	56 80							

Non-Div I Games:

Southeastern La.

■ Loss, 
 ■ Non-Conf, 
 ■ S Site, 
 ■ H Home 
 ■ A Away 
 N Neutral

Average RPI Win:	133	WON-LOST	WINNING	LAST 10	STRENGTH OF	OPP. STRENGTH	TEAM	ADJ.	CONF.	ADJ CONF.
Average RPI Loss:	43	RECORD	PCT. RANK	GAMES	SCHEDULE	OF SCHEDULE	RPI	RPI	RPI	RPI
DIV. I ONLY	17- 8	78	4- 6	23	42	39	39	1	1	
DIV. I NON-CONF.	11- 0	1	0- 0	60	300	7	7	1	1	
TOTALS	RPI 1-25	RPI 26-50	W-L RECORDS	RPI 51-100	RPI 101-150	RPI 150+				
17- 8	1- 4	2- 2	OVERALL	6- 1	3- 0	5- 1				
11- 3	1- 2	1- 1	HOME	4- 0	1- 0	4- 0				
3- 5	0- 2	0- 1	AWAY	2- 1	1- 0	0- 1				
3- 0	0- 0	1- 0	NEUTRAL	0- 0	1- 0	1- 0				
11- 0	0- 0	2- 0	NON-CONFERENCE	2- 0	2- 0	5- 0				
7- 0	0- 0	1- 0	HOME	1- 0	1- 0	4- 0				
1- 0	0- 0	0- 0	AWAY	1- 0	0- 0	0- 0				
3- 0	0- 0	1- 0	NEUTRAL	0- 0	1- 0	1- 0				
6- 8	1- 4	0- 2	CONFERENCE	4- 1	1- 0	0- 1				
4- 3	1- 2	0- 1	HOME	3- 0	0- 0	0- 0				
2- 5	0- 2	0- 1	AWAY	1- 1	1- 0	0- 1				
0- 0	0- 0	0- 0	NEUTRAL	0- 0	0- 0	0- 0				

RPI 1-25				RPI 26-50				Team's RPI: 39	RPI 51-100				RPI 101+			
RPI	S	Opponent	Score	RPI	S	Opponent	Score		RPI	S	Opponent	Score	RPI	S	Opponent	Score
6	A	Arizona St.	68 69	30	A	Washington	60 69		56	H	Santa Clara	81 46	111	A	Arizona	67 57
8	H	Stanford	47 57	30	H	Washington	53 61		57	H	Oregon	74 67	115	N	Iona	76 56
9	H	Oregon St.	49 57	36	N	West Virginia	78 67		72	A	Utah	70 59	143	H	Long Beach St.	69 43
10	A	UCLA	73 78	48	H	Albany (NY)	68 67		74	A	Washington St.	61 73	177	A	Colorado	63 66
10	H	UCLA	71 68						74	H	Washington St.	64 62	187	H	UNLV	73 42
									76	H	California	61 47	224	N	Grand Canyon	75 44
									99	A	Gonzaga	60 56	292	H	Florida A&M	88 45
													329	H	Southern Utah	71 32
													332	H	UC Irvine	75 56
LAST 12 Division I GAMES:																
74	H	Washington St.	64 62	76	H	California	61 47									
30	H	Washington	53 61	8	H	Stanford	47 57									
6	A	Arizona St.	68 69	30	A	Washington	60 69									
111	A	Arizona	67 57	74	A	Washington St.	61 73									
177	A	Colorado	63 66	10	H	UCLA	71 68									
72	A	Utah	70 59	57	H	Oregon	74 67									

Non-Div I Games: Hope Int'l 92 43

Southern California

■ Loss, 
 ■ Non-Conf, 
 ■ S Site, 
 ■ Home 
 ■ A Away 
 N Neutral

Average RPI Win: <b>236</b>	WON-LOST	WINNING	LAST 10	STRENGTH OF	OPP. STRENGTH	TEAM	ADJ.	CONF.	ADJ CONF.
Average RPI Loss: <b>137</b>	RECORD	PCT. RANK	GAMES	SCHEDULE	OF SCHEDULE	RPI	RPI	RPI	RPI
DIV. I ONLY	15- 9	99	3- 1	246	207	141	141	21	21
DIV. I NON-CONF.	7- 5	135	1- 0	123	230	119	119	17	17
TOTALS	RPI 1-25	RPI 26-50	W-L RECORDS	RPI 51-100	RPI 101-150	RPI 150+			
15- 9	0- 1	0- 0	OVERALL	0- 2	3- 2	12- 4			
8- 3	0- 0	0- 0	HOME	0- 1	0- 1	8- 1			
7- 6	0- 1	0- 0	AWAY	0- 1	3- 1	4- 3			
0- 0	0- 0	0- 0	NEUTRAL	0- 0	0- 0	0- 0			
7- 5	0- 1	0- 0	NON-CONFERENCE	0- 1	1- 2	6- 1			
4- 2	0- 0	0- 0	HOME	0- 1	0- 1	4- 0			
3- 3	0- 1	0- 0	AWAY	0- 0	1- 1	2- 1			
0- 0	0- 0	0- 0	NEUTRAL	0- 0	0- 0	0- 0			
8- 4	0- 0	0- 0	CONFERENCE	0- 1	2- 0	6- 3			
4- 1	0- 0	0- 0	HOME	0- 0	0- 0	4- 1			
4- 3	0- 0	0- 0	AWAY	0- 1	2- 0	2- 2			
0- 0	0- 0	0- 0	NEUTRAL	0- 0	0- 0	0- 0			

RPI 1-25				RPI 26-50				RPI 51-100				RPI 101+				Team's RPI: 141	
RPI	S	Opponent	Score	RPI	S	Opponent	Score	RPI	S	Opponent	Score	RPI	S	Opponent	Score		
20	A	DePaul	61 105					88	A	Missouri St.	77 82	104	A	Memphis	58 61		
								94	H	UT Martin	63 70	108	A	Drake	77 67		
												112	A	Mercer	55 52		
												120	A	UNI	65 60		
												144	H	Marshall	55 61		
												157	A	Illinois	64 78		
												163	H	SIUE	71 57		
												165	A	Loyola Chicago	59 83		
												165	H	Loyola Chicago	68 69		
												200	A	Southeast Mo. St.	87 72		
												223	H	Siena	73 54		
												234	H	Indiana St.	76 64		
												262	A	Murray St.	70 57		
												264	H	Tennessee St.	79 70		
												293	A	Wichita St.	48 57		
												299	A	Bradley	65 51		
												299	H	Bradley	75 49		
												301	H	Morehead St.	102 69		
												313	H	Illinois St.	76 71		
												323	A	Evansville	66 63		
												323	H	Evansville	74 56		
LAST 12 Division I GAMES:																	
264	H	Tennessee St.	79 70	88	A	Missouri St.	77 82										
323	A	Evansville	66 63	293	A	Wichita St.	48 57										
299	A	Bradley	65 51	323	H	Evansville	74 56										
165	A	Loyola Chicago	59 83	165	H	Loyola Chicago	68 69										
313	H	Illinois St.	76 71	299	H	Bradley	75 49										
234	H	Indiana St.	76 64	120	A	UNI	65 60										

Non-Div I Games:

Southern Ill.

■ Loss, 
 ■ Non-Conf, 
 ■ S Site, 
 ■ H Home 
 ■ A Away 
 N Neutral

Average RPI Win: <b>226</b>	WON-LOST	WINNING	LAST 10	STRENGTH OF	OPP. STRENGTH	TEAM	ADJ.	CONF.	ADJ CONF.
Average RPI Loss: <b>96</b>	RECORD	PCT. RANK	GAMES	SCHEDULE	OF SCHEDULE	RPI	RPI	RPI	RPI
DIV. I ONLY	<b>11- 12</b>	<b>186</b>	<b>1- 4</b>	<b>108</b>	<b>129</b>	<b>153</b>	<b>153</b>	<b>12</b>	<b>12</b>
DIV. I NON-CONF.	<b>6- 4</b>	<b>125</b>	<b>1- 1</b>	<b>100</b>	<b>164</b>	<b>105</b>	<b>105</b>	<b>10</b>	<b>10</b>
TOTALS	RPI 1-25	RPI 26-50	W-L RECORDS	RPI 51-100	RPI 101-150	RPI 150+			
11- 12	0- 1	0- 3	OVERALL	0- 3	1- 2	10- 3			
10- 1	0- 0	0- 1	HOME	0- 0	1- 0	9- 0			
1- 10	0- 1	0- 2	AWAY	0- 3	0- 1	1- 3			
0- 1	0- 0	0- 0	NEUTRAL	0- 0	0- 1	0- 0			
6- 4	0- 1	0- 1	NON-CONFERENCE	0- 1	1- 1	5- 0			
5- 0	0- 0	0- 0	HOME	0- 0	1- 0	4- 0			
1- 3	0- 1	0- 1	AWAY	0- 1	0- 0	1- 0			
0- 1	0- 0	0- 0	NEUTRAL	0- 0	0- 1	0- 0			
5- 8	0- 0	0- 2	CONFERENCE	0- 2	0- 1	5- 3			
5- 1	0- 0	0- 1	HOME	0- 0	0- 0	5- 0			
0- 7	0- 0	0- 1	AWAY	0- 2	0- 1	0- 3			
0- 0	0- 0	0- 0	NEUTRAL	0- 0	0- 0	0- 0			

RPI 1-25				RPI 26-50				RPI 51-100				RPI 101+ Team's RPI: 153			
RPI	S	Opponent	Score	RPI	S	Opponent	Score	RPI	S	Opponent	Score	RPI	S	Opponent	Score
4	A	Baylor	42 <b>97</b>	27	A	UTEP	64 <b>72</b>	58	A	Chattanooga	48 <b>53</b>	116	N	North Carolina	62 <b>69</b>
				27	H	UTEP	54 <b>57</b>	73	A	Middle Tenn.	44 <b>74</b>	124	H	Samford	56 48
				32	A	Mississippi St.	65 <b>78</b>	84	A	Charlotte	59 <b>80</b>	140	A	UAB	49 <b>53</b>
												158	A	Old Dominion	45 <b>53</b>
												161	H	Ole Miss	57 38
												176	A	Louisiana Tech	37 <b>72</b>
												176	H	Louisiana Tech	69 59
												185	H	South Ala.	71 51
												192	H	Fla. Atlantic	89 80
												217	H	North Texas	57 38
												230	H	Rice	68 62
												253	A	UTSA	41 <b>47</b>
												276	A	Tennessee Tech	69 57
												280	H	Alabama St.	65 44
												295	H	FIU	82 55
												348	H	Mississippi Val.	71 55
LAST 12 Division I GAMES:															
124	H	Samford	56 48	217	H	North Texas	57 38	253	A	UTSA	41 <b>47</b>				
58	A	Chattanooga	48 <b>53</b>	27	A	UTEP	64 <b>72</b>	176	A	Louisiana Tech	37 <b>72</b>				
27	H	UTEP	54 <b>57</b>	73	A	Middle Tenn.	44 <b>74</b>	295	H	FIU	82 55				
140	A	UAB	49 <b>53</b>	84	A	Charlotte	59 <b>80</b>	192	H	Fla. Atlantic	89 80				
230	H	Rice	68 62												

Non-Div I Games: William Carey 75 34

Southern Miss.

Average RPI Win:	301	WON-LOST	WINNING	LAST 10	STRENGTH OF	OPP. STRENGTH	TEAM	ADJ.	CONF.	ADJ CONF.
Average RPI Loss:	116	RECORD	PCT. RANK	GAMES	SCHEDULE	OF SCHEDULE	RPI	RPI	RPI	RPI
DIV. I ONLY	11- 9	142	8- 2	274	306	180	180	32	32	
DIV. I NON-CONF.	1- 6	311	0- 0	11	6	168	168	31	31	
TOTALS	RPI 1-25	RPI 26-50	W-L RECORDS	RPI 51-100	RPI 101-150	RPI 150+				
11- 9	0- 2	0- 1	OVERALL	0- 3	0- 0	11- 3				
7- 1	0- 0	0- 0	HOME	0- 0	0- 0	7- 1				
4- 8	0- 1	0- 1	AWAY	0- 3	0- 0	4- 2				
0- 0	0- 0	0- 0	NEUTRAL	0- 0	0- 0	0- 0				
1- 6	0- 2	0- 1	NON-CONFERENCE	0- 3	0- 0	1- 0				
1- 0	0- 0	0- 0	HOME	0- 0	0- 0	1- 0				
0- 6	0- 2	0- 1	AWAY	0- 3	0- 0	0- 0				
0- 0	0- 0	0- 0	NEUTRAL	0- 0	0- 0	0- 0				
10- 3	0- 0	0- 0	CONFERENCE	0- 0	0- 0	10- 3				
6- 1	0- 0	0- 0	HOME	0- 0	0- 0	6- 1				
4- 2	0- 0	0- 0	AWAY	0- 0	0- 0	4- 2				
0- 0	0- 0	0- 0	NEUTRAL	0- 0	0- 0	0- 0				

RPI 1-25				RPI 26-50				RPI 51-100				RPI 101+ Team's RPI: 180			
RPI	S	Opponent	Score	RPI	S	Opponent	Score	RPI	S	Opponent	Score	RPI	S	Opponent	Score
12	A	Maryland	61 94	49	A	Kansas St.	47 59	69	A	Nebraska	38 89	185	H	South Ala.	50 45
15	A	Texas A&M	47 88					83	A	Tulane	48 77	191	A	Grambling	52 65
								100	A	Iowa St.	46 86	191	H	Grambling	80 68
												244	A	Texas Southern	45 59
												280	H	Alabama St.	59 60
												287	A	Prairie View	65 55
												305	A	Jackson St.	66 57
												305	H	Jackson St.	84 57
												322	H	Alcorn	66 57
												338	A	Ark.-Pine Bluff	78 61
												338	H	Ark.-Pine Bluff	74 70
												345	H	Alabama A&M	77 38
												348	A	Mississippi Val.	99 36
												348	H	Mississippi Val.	78 26
LAST 12 Division I GAMES:															
348	H	Mississippi Val.	78 26	280	H	Alabama St.	59 60								
338	H	Ark.-Pine Bluff	74 70	348	A	Mississippi Val.	99 36								
305	A	Jackson St.	66 57	338	A	Ark.-Pine Bluff	78 61								
191	A	Grambling	52 65	305	H	Jackson St.	84 57								
322	H	Alcorn	66 57	191	H	Grambling	80 68								
345	H	Alabama A&M	77 38	287	A	Prairie View	65 55								

Non-Div I Games:      Tougaloo                      81   48                      Spring Hill                      65   46

Southern U.

## Southern Utah

Through Games Of Feb. 18, 2016

Average RPI Win:	317	WON-LOST	WINNING	LAST 10	STRENGTH OF	OPP. STRENGTH	TEAM	ADJ.	CONF.	ADJ CONF.
Average RPI Loss:	180	RECORD	PCT. RANK	GAMES	SCHEDULE	OF SCHEDULE	RPI	RPI	RPI	RPI
DIV. I ONLY	2- 22	344	0- 10	129	337	329	329	20	20	
DIV. I NON-CONF.	2- 8	290	0- 0	271	287	324	324	22	22	
TOTALS	RPI 1-25	RPI 26-50	W-L RECORDS	RPI 51-100	RPI 101-150	RPI 150+				
2- 22	0- 0	0- 1	OVERALL	0- 2	0- 3	2- 16				
2- 7	0- 0	0- 0	HOME	0- 0	0- 1	2- 6				
0- 14	0- 0	0- 1	AWAY	0- 2	0- 2	0- 9				
0- 1	0- 0	0- 0	NEUTRAL	0- 0	0- 0	0- 1				
2- 8	0- 0	0- 1	NON-CONFERENCE	0- 2	0- 0	2- 5				
2- 1	0- 0	0- 0	HOME	0- 0	0- 0	2- 1				
0- 6	0- 0	0- 1	AWAY	0- 2	0- 0	0- 3				
0- 1	0- 0	0- 0	NEUTRAL	0- 0	0- 0	0- 1				
0- 14	0- 0	0- 0	CONFERENCE	0- 0	0- 3	0- 11				
0- 6	0- 0	0- 0	HOME	0- 0	0- 1	0- 5				
0- 8	0- 0	0- 0	AWAY	0- 0	0- 2	0- 6				
0- 0	0- 0	0- 0	NEUTRAL	0- 0	0- 0	0- 0				

RPI S	Opponent	Score	RPI S	Opponent	Score	RPI S	Opponent	Score	RPI S	Opponent	Score	Team's RPI: 329
			39 A	Southern California	32 71	92 A	TCU	47 76	129 A	North Dakota	56 68	
						95 A	New Mexico St.	60 74	135 A	Idaho	48 93	
									135 H	Idaho	51 62	
									160 A	Montana St.	59 86	
									160 H	Montana St.	66 87	
									164 A	Northern Colo.	44 64	
									172 A	New Mexico	48 70	
									187 A	Eastern Wash.	53 64	
									187 A	UNLV	44 79	
									187 H	Eastern Wash.	82 85	
									199 A	Weber St.	56 75	
									199 H	Weber St.	51 69	
									215 A	Montana	60 66	
									215 H	Montana	50 81	
									216 A	Utah Valley	58 70	
									226 H	Idaho St.	67 71	
									249 N	N.C. A&T	65 78	
									277 A	Northern Ariz.	48 57	
									290 H	CSUN	67 65	
									332 H	UC Irvine	58 63	
									343 H	Air Force	75 56	
LAST 12 Division I GAMES:												
199 A	Weber St.	56 75	226 H	Idaho St.	67 71							
160 H	Montana St.	66 87	129 A	North Dakota	56 68							
215 H	Montana	50 81	164 A	Northern Colo.	44 64							
187 A	Eastern Wash.	53 64	135 H	Idaho	51 62							
135 A	Idaho	48 93	187 H	Eastern Wash.	82 85							
199 H	Weber St.	51 69	277 A	Northern Ariz.	48 57							

Non-Div I Games:

Southern Utah

■ Loss, 
 ■ Non-Conf, 
 ■ S Site, 
 ■ Home 
 ■ A Away 
 N Neutral



Average RPI Win:	154	WON-LOST	WINNING	LAST 10	STRENGTH OF	OPP. STRENGTH	TEAM	ADJ.	CONF.	ADJ CONF.
Average RPI Loss:	92	RECORD	PCT. RANK	GAMES	SCHEDULE	OF SCHEDULE	RPI	RPI	RPI	RPI
DIV. I ONLY	21- 5	28	7- 3	107	86	33	33	7	7	
DIV. I NON-CONF.	11- 2	28	0- 0	164	79	37	37	8	8	
TOTALS	RPI 1-25	RPI 26-50	W-L RECORDS	RPI 51-100	RPI 101-150	RPI 150+				
21- 5	0- 2	2- 0	OVERALL	3- 2	6- 0	10- 1				
15- 0	0- 0	2- 0	HOME	2- 0	4- 0	7- 0				
6- 5	0- 1	0- 0	AWAY	1- 2	2- 0	3- 0				
0- 0	0- 0	0- 0	NEUTRAL	0- 0	0- 0	0- 0				
11- 2	0- 1	1- 0	NON-CONFERENCE	1- 1	4- 0	5- 0				
8- 0	0- 0	1- 0	HOME	1- 0	3- 0	3- 0				
3- 2	0- 1	0- 0	AWAY	0- 1	1- 0	2- 0				
0- 0	0- 0	0- 0	NEUTRAL	0- 0	0- 0	0- 0				
10- 3	0- 1	1- 0	CONFERENCE	2- 1	2- 0	5- 1				
7- 0	0- 0	1- 0	HOME	1- 0	1- 0	4- 0				
3- 3	0- 1	0- 0	AWAY	1- 1	1- 0	1- 1				
0- 0	0- 0	0- 0	NEUTRAL	0- 0	0- 0	0- 0				

RPI 1-25				RPI 26-50				Team's RPI: 33				RPI 51-100				RPI 101+			
RPI	S	Opponent	Score	RPI	S	Opponent	Score	RPI	S	Opponent	Score	RPI	S	Opponent	Score	RPI	S	Opponent	Score
20	A	DePaul	54 77	29	H	George Washington	69 67	60	A	Dayton	59 54	106	H	Saint Joseph's	65 51				
22	A	Duquesne	62 74	37	H	James Madison	56 45	61	H	Saint Louis	80 59	110	H	Toledo	74 63				
								87	H	Georgetown	69 54	126	H	Penn St.	70 60				
								90	A	Drexel	46 58	137	A	Stony Brook	73 68				
								96	A	VCU	47 52	139	H	Buffalo	59 32				
												150	A	Davidson	59 47				
												166	H	George Mason	70 55				
												175	H	Fordham	55 41				
												178	H	Detroit	84 73				
												204	A	Rhode Island	69 56				
												206	H	Richmond	66 43				
												207	A	Canisius	59 47				
												223	H	Siena	57 40				
												231	A	Massachusetts	60 69				
												231	H	Massachusetts	66 41				
												302	H	Niagara	67 55				
												304	A	Colgate	62 38				
LAST 12 Division I GAMES:																			
29	H	George Washington	69 67	22	A	Duquesne	62 74	60	A	Dayton	59 54	166	H	George Mason	70 55	150	A	Davidson	59 47
231	A	Massachusetts	60 69	61	H	Saint Louis	80 59	231	H	Massachusetts	66 41	175	H	Fordham	55 41				
61	H	Saint Louis	80 59	96	A	VCU	47 52												
206	H	Richmond	66 43																
106	H	Saint Joseph's	65 51																

Non-Div I Games:

St. Bonaventure

Average RPI Win:	<b>293</b>	WON-LOST	WINNING	LAST 10	STRENGTH OF	OPP. STRENGTH	TEAM	ADJ.	CONF.	ADJ CONF.
Average RPI Loss:	<b>252</b>	RECORD	PCT. RANK	GAMES	SCHEDULE	OF SCHEDULE	RPI	RPI	RPI	RPI
DIV. I ONLY	<b>6- 19</b>	<b>298</b>	<b>3- 7</b>	<b>340</b>	<b>348</b>	<b>341</b>	<b>341</b>	<b>30</b>	<b>30</b>	
DIV. I NON-CONF.	<b>3- 8</b>	<b>258</b>	<b>0- 0</b>	<b>327</b>	<b>322</b>	<b>323</b>	<b>323</b>	<b>32</b>	<b>32</b>	
TOTALS	RPI 1-25	RPI 26-50	W-L RECORDS	RPI 51-100	RPI 101-150	RPI 150+				
6- 19	0- 0	0- 0	OVERALL	0- 3	0- 0	6- 16				
2- 8	0- 0	0- 0	HOME	0- 1	0- 0	2- 7				
3- 10	0- 0	0- 0	AWAY	0- 1	0- 0	3- 9				
1- 1	0- 0	0- 0	NEUTRAL	0- 1	0- 0	1- 0				
3- 8	0- 0	0- 0	NON-CONFERENCE	0- 3	0- 0	3- 5				
1- 2	0- 0	0- 0	HOME	0- 1	0- 0	1- 1				
1- 5	0- 0	0- 0	AWAY	0- 1	0- 0	1- 4				
1- 1	0- 0	0- 0	NEUTRAL	0- 1	0- 0	1- 0				
3- 11	0- 0	0- 0	CONFERENCE	0- 0	0- 0	3- 11				
1- 6	0- 0	0- 0	HOME	0- 0	0- 0	1- 6				
2- 5	0- 0	0- 0	AWAY	0- 0	0- 0	2- 5				
0- 0	0- 0	0- 0	NEUTRAL	0- 0	0- 0	0- 0				

RPI 1-25			RPI 26-50			RPI 51-100			RPI 101+			Team's RPI: 341
RPI	S	Opponent	Score	RPI	S	Opponent	Score	RPI	S	Opponent	Score	Score
						70 H Army West Point	35 <b>74</b>	194 H Robert Morris			53 <b>62</b>	
						86 A Georgia Tech	51 <b>89</b>	229 A Manhattan			53 <b>61</b>	
						87 N Georgetown	52 <b>74</b>	237 A Bryant			58 57	
								237 H Bryant			42 <b>70</b>	
								240 A Sacred Heart			55 <b>63</b>	
								240 H Sacred Heart			51 <b>68</b>	
								250 H Loyola Maryland			64 54	
								263 H Saint Francis (PA)			76 <b>83</b>	
								267 A Central Conn. St.			61 <b>65</b>	
								273 A Monmouth			54 <b>63</b>	
								285 H Rider			59 <b>71</b>	
								289 A Vermont			59 55	
								310 A Fairleigh Dickinson			61 <b>65</b>	
								310 H Fairleigh Dickinson			88 78	
								326 A LIU Brooklyn			71 51	
								326 H LIU Brooklyn			62 <b>65</b>	
								328 A Lafayette			59 <b>77</b>	
								334 A Saint Peter's			40 <b>44</b>	
								337 A Mt. St. Mary's			56 <b>66</b>	
								344 A Wagner			53 <b>70</b>	
								344 H Wagner			78 <b>82</b>	
								346 N Norfolk St.			59 55	
LAST 12 Division I GAMES:												
237 A Bryant			58 57	344 A Wagner			53 <b>70</b>					
326 H LIU Brooklyn			62 <b>65</b>	326 A LIU Brooklyn			71 51					
310 H Fairleigh Dickinson			88 78	237 H Bryant			42 <b>70</b>					
240 A Sacred Heart			55 <b>63</b>	240 H Sacred Heart			51 <b>68</b>					
344 H Wagner			78 <b>82</b>	263 H Saint Francis (PA)			76 <b>83</b>					
267 A Central Conn. St.			61 <b>65</b>	194 H Robert Morris			53 <b>62</b>					

Non-Div I Games:

St. Francis Brooklyn

Average RPI Win:	152	WON-LOST	WINNING	LAST 10	STRENGTH OF	OPP. STRENGTH	TEAM	ADJ.	CONF.	ADJ CONF.
Average RPI Loss:	37	RECORD	PCT. RANK	GAMES	SCHEDULE	OF SCHEDULE	RPI	RPI	RPI	RPI
DIV. I ONLY	18- 7	60	6- 4	74	47	41	41	6	6	
DIV. I NON-CONF.	9- 2	37	0- 0	148	64	32	32	6	6	
TOTALS	RPI 1-25	RPI 26-50	W-L RECORDS	RPI 51-100	RPI 101-150	RPI 150+				
18- 7	0- 4	3- 0	OVERALL	4- 3	2- 0	9- 0				
10- 2	0- 1	2- 0	HOME	2- 1	1- 0	5- 0				
8- 5	0- 3	1- 0	AWAY	2- 2	1- 0	4- 0				
0- 0	0- 0	0- 0	NEUTRAL	0- 0	0- 0	0- 0				
9- 2	0- 2	1- 0	NON-CONFERENCE	1- 0	0- 0	7- 0				
5- 0	0- 0	1- 0	HOME	0- 0	0- 0	4- 0				
4- 2	0- 2	0- 0	AWAY	1- 0	0- 0	3- 0				
0- 0	0- 0	0- 0	NEUTRAL	0- 0	0- 0	0- 0				
9- 5	0- 2	2- 0	CONFERENCE	3- 3	2- 0	2- 0				
5- 2	0- 1	1- 0	HOME	2- 1	1- 0	1- 0				
4- 3	0- 1	1- 0	AWAY	1- 2	1- 0	1- 0				
0- 0	0- 0	0- 0	NEUTRAL	0- 0	0- 0	0- 0				

RPI 1-25				RPI 26-50				Team's RPI: 41	RPI 51-100				RPI 101+			
RPI	S	Opponent	Score	RPI	S	Opponent	Score		RPI	S	Opponent	Score	RPI	S	Opponent	Score
10	A	UCLA	58 73	38	A	Seton Hall	72 64		51	A	Rutgers	69 62	134	H	Xavier	57 41
20	A	DePaul	71 77	38	H	Seton Hall	71 69		54	A	Villanova	54 58	142	A	Creighton	66 55
20	H	DePaul	61 71	42	H	South Fla.	74 70		54	H	Villanova	59 71	155	H	Yale	69 56
22	A	Duquesne	57 76						82	A	Marquette	64 67	179	H	Marist	61 47
									82	H	Marquette	81 77	193	H	Fairfield	73 54
									87	A	Georgetown	65 60	198	H	Butler	68 41
									87	H	Georgetown	63 55	212	A	Kansas	86 71
													240	H	Sacred Heart	67 54
													252	A	Providence	80 61
													271	A	UCF	70 42
													332	A	UC Irvine	85 63
LAST 12 Division I GAMES:																
87	H	Georgetown	63 55	198	H	Butler	68 41									
54	H	Villanova	59 71	54	A	Villanova	54 58									
38	A	Seton Hall	72 64	87	A	Georgetown	65 60									
20	A	DePaul	71 77	38	H	Seton Hall	71 69									
82	A	Marquette	64 67	82	H	Marquette	81 77									
134	H	Xavier	57 41	20	H	DePaul	61 71									

Non-Div I Games:

St. John's (NY)

## St. Mary's (CA)

Through Games Of Feb. 18, 2016

Average RPI Win:	162	WON-LOST	WINNING	LAST 10	STRENGTH OF	OPP. STRENGTH	TEAM	ADJ.	CONF.	ADJ CONF.
Average RPI Loss:	94	RECORD	PCT. RANK	GAMES	SCHEDULE	OF SCHEDULE	RPI	RPI	RPI	RPI
DIV. I ONLY	20- 6	38	8- 2	89	94	53	53	8	8	
DIV. I NON-CONF.	9- 2	37	0- 0	138	97	63	63	9	9	
TOTALS	RPI 1-25	RPI 26-50	W-L RECORDS	RPI 51-100	RPI 101-150	RPI 150+				
20- 6	0- 2	0- 1	OVERALL	7- 1	2- 0	11- 2				
9- 4	0- 1	0- 1	HOME	3- 1	1- 0	5- 1				
10- 2	0- 1	0- 0	AWAY	3- 0	1- 0	6- 1				
1- 0	0- 0	0- 0	NEUTRAL	1- 0	0- 0	0- 0				
9- 2	0- 0	0- 1	NON-CONFERENCE	3- 0	1- 0	5- 1				
4- 2	0- 0	0- 1	HOME	1- 0	1- 0	2- 1				
4- 0	0- 0	0- 0	AWAY	1- 0	0- 0	3- 0				
1- 0	0- 0	0- 0	NEUTRAL	1- 0	0- 0	0- 0				
11- 4	0- 2	0- 0	CONFERENCE	4- 1	1- 0	6- 1				
5- 2	0- 1	0- 0	HOME	2- 1	0- 0	3- 0				
6- 2	0- 1	0- 0	AWAY	2- 0	1- 0	3- 1				
0- 0	0- 0	0- 0	NEUTRAL	0- 0	0- 0	0- 0				

RPI 1-25				RPI 26-50				RPI 51-100 Team's RPI: 53				RPI 101+			
RPI	S	Opponent	Score	RPI	S	Opponent	Score	RPI	S	Opponent	Score	RPI	S	Opponent	Score
11	A	BYU	59 65	35	H	Missouri	78 95	54	N	Villanova	67 60	101	A	San Francisco	78 68
11	H	BYU	44 65					56	H	Santa Clara	67 73	138	H	Fresno St.	83 81
								74	H	Washington St.	75 71	164	A	Northern Colo.	65 52
								76	A	California	64 63	167	A	Pacific	82 73
								81	A	San Diego	73 68	167	H	Pacific	83 75
								81	H	San Diego	68 60	182	H	UC Davis	71 78
								99	A	Gonzaga	69 68	184	H	San Jose St.	91 81
								99	H	Gonzaga	66 47	196	H	Cal Poly	87 83
												238	A	Loyola Marymount	91 81
												238	H	Loyola Marymount	72 57
												241	A	Wyoming	70 64
												268	A	Pepperdine	58 62
												268	H	Pepperdine	88 72
												286	A	Portland	78 51
												290	A	CSUN	93 59
LAST 12 Division I GAMES:															
99	H	Gonzaga	66 47	286	A	Portland	78 51								
238	A	Loyola Marymount	91 81	99	A	Gonzaga	69 68								
268	A	Pepperdine	58 62	167	A	Pacific	82 73								
11	H	BYU	44 65	268	H	Pepperdine	88 72								
81	H	San Diego	68 60	238	H	Loyola Marymount	72 57								
167	H	Pacific	83 75	81	A	San Diego	73 68								

Non-Div I Games:

St. Mary's (CA)

■ Loss, 
 ■ Non-Conf, 
 ■ S Site, 
 ■ Home 
 ■ A Away 
 N Neutral

Average RPI Win:	91	WON-LOST	WINNING	LAST 10	STRENGTH OF	OPP. STRENGTH	TEAM	ADJ.	CONF.	ADJ CONF.
Average RPI Loss:	16	RECORD	PCT. RANK	GAMES	SCHEDULE	OF SCHEDULE	RPI	RPI	RPI	RPI
DIV. I ONLY	20- 6	38	7- 3	3	7	8	8	1	1	
DIV. I NON-CONF.	10- 2	33	0- 0	8	24	4	4	1	1	
TOTALS	RPI 1-25	RPI 26-50	W-L RECORDS	RPI 51-100	RPI 101-150	RPI 150+				
20- 6	1- 5	3- 0	OVERALL	10- 1	2- 0	4- 0				
11- 2	1- 1	2- 0	HOME	4- 1	1- 0	3- 0				
6- 4	0- 4	1- 0	AWAY	3- 0	1- 0	1- 0				
3- 0	0- 0	0- 0	NEUTRAL	3- 0	0- 0	0- 0				
10- 2	1- 1	1- 0	NON-CONFERENCE	5- 1	0- 0	3- 0				
5- 1	1- 0	1- 0	HOME	1- 1	0- 0	2- 0				
2- 1	0- 1	0- 0	AWAY	1- 0	0- 0	1- 0				
3- 0	0- 0	0- 0	NEUTRAL	3- 0	0- 0	0- 0				
10- 4	0- 4	2- 0	CONFERENCE	5- 0	2- 0	1- 0				
6- 1	0- 1	1- 0	HOME	3- 0	1- 0	1- 0				
4- 3	0- 3	1- 0	AWAY	2- 0	1- 0	0- 0				
0- 0	0- 0	0- 0	NEUTRAL	0- 0	0- 0	0- 0				

RPI	S	Opponent	Score	RPI	S	Opponent	Score	RPI	S	Opponent	Score	RPI	S	Opponent	Score
6	A	Arizona St.	31 49	29	H	George Washington	84 63	56	H	Santa Clara	58 61	111	A	Arizona	59 34
6	H	Arizona St.	61 63	30	H	Washington	69 53	57	A	Oregon	64 62	111	H	Arizona	82 58
7	A	Texas	69 77	39	A	Southern California	57 47	58	H	Chattanooga	73 30	152	H	Cornell	93 38
9	A	Oregon St.	50 58					60	N	Dayton	74 66	177	H	Colorado	71 56
10	A	UCLA	36 56					64	N	Purdue	71 65	182	A	UC Davis	74 45
19	H	Tennessee	69 55					72	H	Utah	72 52	245	H	CSU Bakersfield	83 41
								74	H	Washington St.	69 52				
								76	A	California	60 55				
								76	H	California	53 46				
								88	N	Missouri St.	82 65				
								99	A	Gonzaga	65 48				
LAST 12 Division I GAMES:															
6	H	Arizona St.	61 63	10	A	UCLA	36 56								
111	H	Arizona	82 58	39	A	Southern California	57 47								
76	A	California	60 55	9	A	Oregon St.	50 58								
76	H	California	53 46	57	A	Oregon	64 62								
74	H	Washington St.	69 52	177	H	Colorado	71 56								
30	H	Washington	69 53	72	H	Utah	72 52								

Non-Div I Games:

Stanford

■ Loss, 
■ Non-Conf, 
■ S Site, 
■ H Home 
■ A Away 
N Neutral

Average RPI Win:	239	WON-LOST	WINNING	LAST 10	STRENGTH OF	OPP. STRENGTH	TEAM	ADJ.	CONF.	ADJ CONF.
Average RPI Loss:	184	RECORD	PCT. RANK	GAMES	SCHEDULE	OF SCHEDULE	RPI	RPI	RPI	RPI
DIV. I ONLY	11- 10	159	7- 3	267	272	228	228	27	27	
DIV. I NON-CONF.	3- 5	218	0- 0	153	265	213	213	26	26	
TOTALS	RPI 1-25	RPI 26-50	W-L RECORDS	RPI 51-100	RPI 101-150	RPI 150+				
11- 10	0- 0	0- 0	OVERALL	0- 2	1- 3	10- 5				
6- 4	0- 0	0- 0	HOME	0- 1	1- 2	5- 1				
3- 4	0- 0	0- 0	AWAY	0- 1	0- 0	3- 3				
2- 2	0- 0	0- 0	NEUTRAL	0- 0	0- 1	2- 1				
3- 5	0- 0	0- 0	NON-CONFERENCE	0- 1	0- 2	3- 2				
1- 1	0- 0	0- 0	HOME	0- 0	0- 1	1- 0				
0- 2	0- 0	0- 0	AWAY	0- 1	0- 0	0- 1				
2- 2	0- 0	0- 0	NEUTRAL	0- 0	0- 1	2- 1				
8- 5	0- 0	0- 0	CONFERENCE	0- 1	1- 1	7- 3				
5- 3	0- 0	0- 0	HOME	0- 1	1- 1	4- 1				
3- 2	0- 0	0- 0	AWAY	0- 0	0- 0	3- 2				
0- 0	0- 0	0- 0	NEUTRAL	0- 0	0- 0	0- 0				

RPI 1-25				RPI 26-50				RPI 51-100				RPI 101+ Team's RPI: 228					
RPI	S	Opponent	Score	RPI	S	Opponent	Score	RPI	S	Opponent	Score	RPI	S	Opponent	Score		
								63	H	Abilene Christian	70	85	109	H	Central Ark.	53	55
								92	A	TCU	55	88	125	N	IUPUI	55	62
													127	H	Northwestern St.	68	52
													149	H	UT Arlington	63	67
													163	N	SIUE	82	74
													168	H	McNeese St.	80	55
													176	A	Louisiana Tech	44	76
													199	N	Weber St.	46	56
													230	H	Rice	59	45
													234	N	Indiana St.	71	62
													235	H	Sam Houston St.	70	63
													246	A	Houston Baptist	64	50
													282	A	Lamar	79	77
													282	H	Lamar	60	64
													312	A	A&M-Corpus Christi	71	66
													312	H	A&M-Corpus Christi	72	59
													315	A	Southeastern La.	56	65
													325	H	Incarnate Word	74	62
													333	A	New Orleans	57	58
LAST 12 Division I GAMES:																	
				282	A	Lamar	79	77					235	H	Sam Houston St.	70	63
				312	H	A&M-Corpus Christi	72	59					282	H	Lamar	60	64
				325	H	Incarnate Word	74	62					63	H	Abilene Christian	70	85
				246	A	Houston Baptist	64	50					333	A	New Orleans	57	58
				127	H	Northwestern St.	68	52					109	H	Central Ark.	53	55
				312	A	A&M-Corpus Christi	71	66					315	A	Southeastern La.	56	65

Non-Div I Games: Texas-Tyler 91 69 Tex. A&M-Commerce 75 65 LSU-Shreveport 94 39

Stephen F. Austin

Average RPI Win:	281	WON-LOST	WINNING	LAST 10	STRENGTH OF	OPP. STRENGTH	TEAM	ADJ.	CONF.	ADJ CONF.
Average RPI Loss:	131	RECORD	PCT. RANK	GAMES	SCHEDULE	OF SCHEDULE	RPI	RPI	RPI	RPI
DIV. I ONLY	13- 9	117	7- 3	313	237	183	183	29	29	
DIV. I NON-CONF.	6- 5	146	1- 0	266	123	182	182	27	27	
TOTALS	RPI 1-25	RPI 26-50	W-L RECORDS	RPI 51-100	RPI 101-150	RPI 150+				
13- 9	0- 2	0- 0	OVERALL	0- 2	1- 2	12- 3				
6- 2	0- 0	0- 0	HOME	0- 0	1- 0	5- 2				
7- 5	0- 2	0- 0	AWAY	0- 1	0- 1	7- 1				
0- 2	0- 0	0- 0	NEUTRAL	0- 1	0- 1	0- 0				
6- 5	0- 2	0- 0	NON-CONFERENCE	0- 1	0- 1	6- 1				
3- 1	0- 0	0- 0	HOME	0- 0	0- 0	3- 1				
3- 2	0- 2	0- 0	AWAY	0- 0	0- 0	3- 0				
0- 2	0- 0	0- 0	NEUTRAL	0- 1	0- 1	0- 0				
7- 4	0- 0	0- 0	CONFERENCE	0- 1	1- 1	6- 2				
3- 1	0- 0	0- 0	HOME	0- 0	1- 0	2- 1				
4- 3	0- 0	0- 0	AWAY	0- 1	0- 1	4- 1				
0- 0	0- 0	0- 0	NEUTRAL	0- 0	0- 0	0- 0				

RPI 1-25				RPI 26-50				RPI 51-100				RPI 101+ Team's RPI: 183			
RPI	S	Opponent	Score	RPI	S	Opponent	Score	RPI	S	Opponent	Score	RPI	S	Opponent	Score
19	A	Tennessee	56 90					62	A	FGCU	48 61	147	N	Boise St.	65 71
25	A	Georgia	55 76					79	N	Minnesota	69 72	148	A	Jacksonville	49 69
												148	H	Jacksonville	66 61
												151	H	Hampton	68 59
												211	A	USC Upstate	58 73
												211	H	USC Upstate	56 61
												254	A	Bethune-Cookman	62 38
												257	A	UNCW	52 49
												271	H	UCF	83 68
												274	H	Georgia St.	72 80
												275	H	Ga. Southern	79 57
												297	A	Kennesaw St.	57 54
												321	A	North Florida	67 56
												321	H	North Florida	81 61
												335	A	Lipscomb	83 62
												340	A	Eastern Ill.	68 66
												342	A	NJIT	74 56
												342	H	NJIT	60 55
LAST 12 Division I GAMES:															
342	A	NJIT	74 56	335	A	Lipscomb	83 62								
211	A	USC Upstate	58 73	297	A	Kennesaw St.	57 54								
321	A	North Florida	67 56	211	H	USC Upstate	56 61								
148	H	Jacksonville	66 61	342	H	NJIT	60 55								
321	H	North Florida	81 61	62	A	FGCU	48 61								
148	A	Jacksonville	49 69	151	H	Hampton	68 59								

Non-Div I Games: Trinity Baptist 107 30 Armstrong St. 61 45 Flagler 84 47

Stetson

Stony Brook

Through Games Of Feb. 18, 2016

Average RPI Win: <b>238</b>	WON-LOST	WINNING	LAST 10	STRENGTH OF	OPP. STRENGTH	TEAM	ADJ.	CONF.	ADJ CONF.
Average RPI Loss: <b>113</b>	RECORD	PCT. RANK	GAMES	SCHEDULE	OF SCHEDULE	RPI	RPI	RPI	RPI
DIV. I ONLY	16- 11	114	4- 6	191	200	137	137	15	15
DIV. I NON-CONF.	8- 5	120	0- 0	187	193	123	123	18	18
TOTALS	RPI 1-25	RPI 26-50	W-L RECORDS	RPI 51-100	RPI 101-150	RPI 150+			
16- 11	0- 1	0- 3	OVERALL	0- 2	2- 0	14- 5			
9- 4	0- 0	0- 2	HOME	0- 0	2- 0	7- 2			
7- 7	0- 1	0- 1	AWAY	0- 2	0- 0	7- 3			
0- 0	0- 0	0- 0	NEUTRAL	0- 0	0- 0	0- 0			
8- 5	0- 1	0- 1	NON-CONFERENCE	0- 1	2- 0	6- 2			
4- 2	0- 0	0- 1	HOME	0- 0	2- 0	2- 1			
4- 3	0- 1	0- 0	AWAY	0- 1	0- 0	4- 1			
0- 0	0- 0	0- 0	NEUTRAL	0- 0	0- 0	0- 0			
8- 6	0- 0	0- 2	CONFERENCE	0- 1	0- 0	8- 3			
5- 2	0- 0	0- 1	HOME	0- 0	0- 0	5- 1			
3- 4	0- 0	0- 1	AWAY	0- 1	0- 0	3- 2			
0- 0	0- 0	0- 0	NEUTRAL	0- 0	0- 0	0- 0			

RPI 1-25				RPI 26-50				RPI 51-100				RPI 101+ Team's RPI: 137			
RPI	S	Opponent	Score	RPI	S	Opponent	Score	RPI	S	Opponent	Score	RPI	S	Opponent	Score
17	A	Syracuse	49 <b>64</b>	33	H	St. Bonaventure	68 <b>73</b>	67	A	Hofstra	66 <b>71</b>	114	H	Harvard	64 63
				48	A	Albany (NY)	54 <b>73</b>	80	A	Maine	52 <b>55</b>	115	H	Iona	58 53
				48	H	Albany (NY)	49 <b>62</b>					152	A	Cornell	58 49
												155	A	Yale	57 <b>62</b>
												161	H	Ole Miss	57 <b>72</b>
												162	A	UMBC	69 60
												162	H	UMBC	65 <b>69</b>
												208	A	Hartford	45 42
												208	H	Hartford	58 35
												220	A	Columbia	79 71
												227	H	Morgan St.	46 42
												233	A	Binghamton	47 <b>54</b>
												233	H	Binghamton	64 58
												239	A	New Hampshire	46 <b>49</b>
												239	H	New Hampshire	63 54
												289	H	Vermont	73 59
												318	A	UMass Lowell	64 50
												318	H	UMass Lowell	60 46
												326	H	LIU Brooklyn	71 54
												334	A	Saint Peter's	69 35
												344	A	Wagner	73 62
LAST 12 Division I GAMES:															
				48	H	Albany (NY)	49 <b>62</b>	289	H	Vermont	73 59				
				239	A	New Hampshire	46 <b>49</b>	80	A	Maine	52 <b>55</b>				
				162	H	UMBC	65 <b>69</b>	48	A	Albany (NY)	54 <b>73</b>				
				208	A	Hartford	45 42	208	H	Hartford	58 35				
				318	H	UMass Lowell	60 46	239	H	New Hampshire	63 54				
				233	A	Binghamton	47 <b>54</b>	162	A	UMBC	69 60				

Non-Div I Games:

Stony Brook

Loss, Non-Conf, S Site, H Home A Away N Neutral



Average RPI Win: 135		WON-LOST	WINNING	LAST 10	STRENGTH OF	OPP. STRENGTH	TEAM	ADJ.	CONF.	ADJ CONF.
Average RPI Loss: 29		RECORD	PCT. RANK	GAMES	SCHEDULE	OF SCHEDULE	RPI	RPI	RPI	RPI
DIV. I ONLY		21- 6	34	8- 2	34	36	17	17	5	5
DIV. I NON-CONF.		10- 3	61	0- 0	66	86	45	45	5	5
TOTALS		RPI 1-25	RPI 26-50		W-L RECORDS		RPI 51-100	RPI 101-150	RPI 150+	
21- 6	1- 5	4- 0		OVERALL		3- 0	6- 1	7- 0		
14- 2	1- 2	1- 0		HOME		2- 0	5- 0	5- 0		
5- 4	0- 3	2- 0		AWAY		1- 0	1- 1	1- 0		
2- 0	0- 0	1- 0		NEUTRAL		0- 0	0- 0	1- 0		
10- 3	0- 3	1- 0		NON-CONFERENCE		1- 0	2- 0	6- 0		
7- 1	0- 1	0- 0		HOME		1- 0	2- 0	4- 0		
1- 2	0- 2	0- 0		AWAY		0- 0	0- 0	1- 0		
2- 0	0- 0	1- 0		NEUTRAL		0- 0	0- 0	1- 0		
11- 3	1- 2	3- 0		CONFERENCE		2- 0	4- 1	1- 0		
7- 1	1- 1	1- 0		HOME		1- 0	3- 0	1- 0		
4- 2	0- 1	2- 0		AWAY		1- 0	1- 1	0- 0		
0- 0	0- 0	0- 0		NEUTRAL		0- 0	0- 0	0- 0		

RPI	S	Opponent	Score	RPI	S	Opponent	Score	RPI	S	Opponent	Score	RPI	S	Opponent	Score
1	A	Notre Dame	62 90	28	A	Miami (FL)	57 51	86	H	Georgia Tech	71 52	113	A	Wake Forest	91 65
6	H	Arizona St.	54 61	30	N	Washington	66 62	90	H	Drexel	83 62	116	A	North Carolina	73 77
12	A	Maryland	64 82	45	H	Duke	86 50	93	A	Virginia	91 57	117	H	Boston College	62 61
13	H	Florida St.	83 73	47	A	North Carolina St.	55 52					119	H	Virginia Tech	60 39
18	H	Louisville	53 71									121	H	Pittsburgh	71 48
19	A	Tennessee	55 57									137	H	Stony Brook	64 49
												148	H	Jacksonville	65 49
												175	N	Fordham	76 54
												195	H	UTRGV	91 32
												204	A	Rhode Island	57 54
												227	H	Morgan St.	90 61
												248	H	Clemson	83 62
												272	H	Coppin St.	88 56
												327	H	Howard	97 48
LAST 12 Division I GAMES:															
13	H	Florida St.	83 73	117	H	Boston College	62 61								
47	A	North Carolina St.	55 52	18	H	Louisville	53 71								
93	A	Virginia	91 57	1	A	Notre Dame	62 90								
86	H	Georgia Tech	71 52	113	A	Wake Forest	91 65								
248	H	Clemson	83 62	121	H	Pittsburgh	71 48								
28	A	Miami (FL)	57 51	119	H	Virginia Tech	60 39								

Non-Div I Games:

Syracuse

■ Loss, 
■ Non-Conf, S Site, 
■ Home 
■ Away 
N Neutral

Average RPI Win:	198	WON-LOST	WINNING	LAST 10	STRENGTH OF	OPP. STRENGTH	TEAM	ADJ.	CONF.	ADJ CONF.
Average RPI Loss:	34	RECORD	PCT. RANK	GAMES	SCHEDULE	OF SCHEDULE	RPI	RPI	RPI	RPI
DIV. I ONLY	14- 11	136	4- 6	65	34	92	92	3	3	
DIV. I NON-CONF.	8- 3	77	0- 0	259	179	140	140	3	3	
TOTALS	RPI 1-25	RPI 26-50	W-L RECORDS	RPI 51-100	RPI 101-150	RPI 150+				
14- 11	0- 8	1- 2	OVERALL	2- 0	2- 0	9- 1				
10- 5	0- 4	1- 1	HOME	1- 0	1- 0	7- 0				
4- 6	0- 4	0- 1	AWAY	1- 0	1- 0	2- 1				
0- 0	0- 0	0- 0	NEUTRAL	0- 0	0- 0	0- 0				
8- 3	0- 2	0- 0	NON-CONFERENCE	0- 0	0- 0	8- 1				
7- 1	0- 1	0- 0	HOME	0- 0	0- 0	7- 0				
1- 2	0- 1	0- 0	AWAY	0- 0	0- 0	1- 1				
0- 0	0- 0	0- 0	NEUTRAL	0- 0	0- 0	0- 0				
6- 8	0- 6	1- 2	CONFERENCE	2- 0	2- 0	1- 0				
3- 4	0- 3	1- 1	HOME	1- 0	1- 0	0- 0				
3- 4	0- 3	0- 1	AWAY	1- 0	1- 0	1- 0				
0- 0	0- 0	0- 0	NEUTRAL	0- 0	0- 0	0- 0				

RPI	S	Opponent	Score	RPI	S	Opponent	Score	RPI	S	Opponent	Score	RPI	S	Opponent	Score
1	H	Notre Dame	72 88	36	H	West Virginia	84 97	100	A	Iowa St.	72 62	136	A	Texas Tech	78 69
4	A	Baylor	55 72	49	A	Kansas St.	49 58	100	H	Iowa St.	79 69	136	H	Texas Tech	69 48
4	H	Baylor	75 81	49	H	Kansas St.	87 73					154	A	SMU	89 79
7	H	Texas	58 65									195	H	UTRGV	71 67
15	A	Texas A&M	78 82									198	A	Butler	53 65
16	A	Oklahoma St.	52 80									212	A	Kansas	70 44
24	A	Oklahoma	64 77									228	H	Stephen F. Austin	88 55
24	H	Oklahoma	65 78									235	H	Sam Houston St.	85 59
												284	H	La.-Monroe	80 42
												287	H	Prairie View	69 60
												329	H	Southern Utah	76 47
												333	H	New Orleans	85 36
LAST 12 Division I GAMES:															
212	A	Kansas	70 44	36	H	West Virginia	84 97								
100	H	Iowa St.	79 69	7	H	Texas	58 65								
4	H	Baylor	75 81	49	A	Kansas St.	49 58								
24	A	Oklahoma	64 77	136	H	Texas Tech	69 48								
16	A	Oklahoma St.	52 80	4	A	Baylor	55 72								
100	A	Iowa St.	72 62	24	H	Oklahoma	65 78								

Non-Div I Games:

TCU

■ Loss, 
 ■ Non-Conf, S Site, 
 ■ Home 
 ■ Away 
 N Neutral

Average RPI Win:	181	WON-LOST	WINNING	LAST 10	STRENGTH OF	OPP. STRENGTH	TEAM	ADJ.	CONF.	ADJ CONF.
Average RPI Loss:	64	RECORD	PCT. RANK	GAMES	SCHEDULE	OF SCHEDULE	RPI	RPI	RPI	RPI
DIV. I ONLY	17- 9	86	6- 4	85	69	68	68	9	9	
DIV. I NON-CONF.	6- 5	146	0- 1	49	68	104	104	7	7	
TOTALS	RPI 1-25	RPI 26-50	W-L RECORDS	RPI 51-100	RPI 101-150	RPI 150+				
17- 9	1- 3	1- 1	OVERALL	2- 1	1- 3	12- 1				
10- 3	1- 1	1- 1	HOME	1- 0	1- 1	6- 0				
7- 6	0- 1	0- 0	AWAY	1- 0	0- 1	6- 0				
0- 0	0- 0	0- 0	NEUTRAL	0- 0	0- 0	0- 0				
6- 5	1- 1	0- 1	NON-CONFERENCE	1- 1	0- 2	4- 0				
4- 2	1- 0	0- 1	HOME	1- 0	0- 1	2- 0				
2- 3	0- 1	0- 0	AWAY	0- 1	0- 1	2- 0				
0- 0	0- 0	0- 0	NEUTRAL	0- 0	0- 0	0- 0				
11- 4	0- 2	1- 0	CONFERENCE	1- 0	1- 1	8- 1				
6- 1	0- 1	1- 0	HOME	0- 0	1- 0	4- 0				
5- 3	0- 1	0- 0	AWAY	1- 0	0- 1	4- 1				
0- 0	0- 0	0- 0	NEUTRAL	0- 0	0- 0	0- 0				

RPI	S	Opponent	Score	RPI	S	Opponent	Score	RPI	S	Opponent	Score	RPI	S	Opponent	Score
3	A	UConn	49 104	34	H	Penn	54 60	51	A	Rutgers	51 61	104	A	Memphis	97 100
3	H	UConn	60 85	42	H	South Fla.	68 66	54	H	Villanova	61 55	104	H	Memphis	82 58
13	A	Florida St.	47 75					83	A	Tulane	72 54	105	A	Quinnipiac	56 58
21	H	Florida	97 91									106	H	Saint Joseph's	67 70
												154	A	SMU	67 69
												154	H	SMU	55 35
												173	A	East Carolina	83 63
												175	A	Fordham	57 44
												190	H	Tulsa	66 46
												209	A	Cincinnati	74 49
												209	H	Cincinnati	74 51
												240	H	Sacred Heart	92 62
												269	A	Houston	75 66
												269	H	Houston	78 48
												271	A	UCF	71 63
												278	A	La Salle	77 48
												330	H	Delaware St.	100 59
LAST 12 Division I GAMES:															
104	A	Memphis	97 100	83	A	Tulane	72 54								
3	H	UConn	60 85	269	H	Houston	78 48								
209	A	Cincinnati	74 49	34	H	Penn	54 60								
42	H	South Fla.	68 66	3	A	UConn	49 104								
154	H	SMU	55 35	271	A	UCF	71 63								
173	A	East Carolina	83 63	209	H	Cincinnati	74 51								

Non-Div I Games:

Temple

## Tennessee

Through Games Of Feb. 18, 2016

Average RPI Win: 105		WON-LOST	WINNING	LAST 10	STRENGTH OF	OPP. STRENGTH	TEAM	ADJ.	CONF.	ADJ CONF.
Average RPI Loss: 35		RECORD	PCT. RANK	GAMES	SCHEDULE	OF SCHEDULE	RPI	RPI	RPI	RPI
DIV. I ONLY		16- 10	102	5- 5	1	22	19	19	2	2
DIV. I NON-CONF.		9- 4	95	0- 1	2	30	8	8	2	2
<hr/>										
TOTALS	RPI 1-25		RPI 26-50		W-L RECORDS		RPI 51-100		RPI 101-150	RPI 150+
16- 10	2- 7		2- 1		OVERALL		4- 0		4- 2	4- 0
12- 4	1- 3		1- 0		HOME		3- 0		4- 1	3- 0
4- 6	1- 4		1- 1		AWAY		1- 0		0- 1	1- 0
0- 0	0- 0		0- 0		NEUTRAL		0- 0		0- 0	0- 0
9- 4	2- 3		1- 0		NON-CONFERENCE		1- 0		3- 1	2- 0
7- 2	1- 1		1- 0		HOME		1- 0		3- 1	1- 0
2- 2	1- 2		0- 0		AWAY		0- 0		0- 0	1- 0
0- 0	0- 0		0- 0		NEUTRAL		0- 0		0- 0	0- 0
7- 6	0- 4		1- 1		CONFERENCE		3- 0		1- 1	2- 0
5- 2	0- 2		0- 0		HOME		2- 0		1- 0	2- 0
2- 4	0- 2		1- 1		AWAY		1- 0		0- 1	0- 0
0- 0	0- 0		0- 0		NEUTRAL		0- 0		0- 0	0- 0

RPI	S	Opponent	Score
1	A	Notre Dame	66 79
2	H	South Carolina	56 62
7	H	Texas	53 64
8	A	Stanford	55 69
9	A	Oregon St.	53 50
14	A	Kentucky	63 64
15	A	Texas A&M	71 76
17	H	Syracuse	57 55
21	H	Florida	66 74

RPI	S	Opponent	Score
32	A	Mississippi St.	63 65
35	A	Missouri	71 55
48	H	Albany (NY)	63 55

RPI	S	Opponent	Score
52	H	Auburn	79 52
58	H	Chattanooga	59 57
75	A	Vanderbilt	69 51
75	H	Vanderbilt	58 49

RPI	S	Opponent	Score
109	H	Central Ark.	102 47
119	H	Virginia Tech	43 57
126	H	Penn St.	74 66
131	A	Arkansas	59 64
131	H	Arkansas	75 57
145	H	ETSU	85 49
159	H	Alabama	70 42
161	H	Ole Miss	57 51
183	H	Stetson	90 56
293	A	Wichita St.	58 51

## LAST 12 Division I GAMES:

161	H	Ole Miss	57 51	32	A	Mississippi St.	63 65
2	H	South Carolina	56 62	14	A	Kentucky	63 64
75	A	Vanderbilt	69 51	75	H	Vanderbilt	58 49
15	A	Texas A&M	71 76	1	A	Notre Dame	66 79
131	H	Arkansas	75 57	131	A	Arkansas	59 64
159	H	Alabama	70 42	52	H	Auburn	79 52

Non-Div I Games:

Tennessee

■ Loss, 
 ■ Non-Conf, S Site, 
 ■ Home 
 ■ Away 
 N Neutral

Average RPI Win:	274	WON-LOST	WINNING	LAST 10	STRENGTH OF	OPP. STRENGTH	TEAM	ADJ.	CONF.	ADJ CONF.
Average RPI Loss:	156	RECORD	PCT. RANK	GAMES	SCHEDULE	OF SCHEDULE	RPI	RPI	RPI	RPI
DIV. I ONLY	8- 16	262	3- 7	215	234	264	264	24	24	
DIV. I NON-CONF.	3- 8	258	0- 0	115	155	219	219	23	23	
TOTALS	RPI 1-25	RPI 26-50	W-L RECORDS	RPI 51-100	RPI 101-150	RPI 150+				
8- 16	0- 1	0- 2	OVERALL	0- 1	0- 3	8- 9				
6- 2	0- 0	0- 0	HOME	0- 0	0- 0	6- 2				
1- 12	0- 1	0- 2	AWAY	0- 1	0- 3	1- 5				
1- 2	0- 0	0- 0	NEUTRAL	0- 0	0- 0	1- 2				
3- 8	0- 1	0- 2	NON-CONFERENCE	0- 0	0- 2	3- 3				
2- 0	0- 0	0- 0	HOME	0- 0	0- 0	2- 0				
0- 6	0- 1	0- 2	AWAY	0- 0	0- 2	0- 1				
1- 2	0- 0	0- 0	NEUTRAL	0- 0	0- 0	1- 2				
5- 8	0- 0	0- 0	CONFERENCE	0- 1	0- 1	5- 6				
4- 2	0- 0	0- 0	HOME	0- 0	0- 0	4- 2				
1- 6	0- 0	0- 0	AWAY	0- 1	0- 1	1- 4				
0- 0	0- 0	0- 0	NEUTRAL	0- 0	0- 0	0- 0				

RPI 1-25				RPI 26-50				RPI 51-100				RPI 101+ Team's RPI: 264			
RPI	S	Opponent	Score	RPI	S	Opponent	Score	RPI	S	Opponent	Score	RPI	S	Opponent	Score
14	A	Kentucky	39 81	32	A	Mississippi St.	54 82	94	A	UT Martin	50 77	102	A	Belmont	65 80
				44	A	Indiana	56 88					103	A	Youngstown St.	58 69
												141	A	Southern Ill.	70 79
												157	A	Illinois	43 98
												163	H	SIUE	73 61
												186	A	Eastern Ky.	67 78
												186	H	Eastern Ky.	66 70
												192	N	Fla. Atlantic	64 69
												200	A	Southeast Mo. St.	65 75
												203	N	Utah St.	46 63
												244	H	Texas Southern	72 56
												262	H	Murray St.	69 58
												270	H	Austin Peay	66 58
												276	A	Tennessee Tech	60 70
												276	H	Tennessee Tech	56 64
												280	N	Alabama St.	74 64
												283	A	Jacksonville St.	55 69
												301	H	Morehead St.	78 76
												335	H	Lipscomb	77 65
												340	A	Eastern Ill.	62 53
LAST 12 Division I GAMES:															
186	A	Eastern Ky.	67 78	102	A	Belmont	65 80								
276	H	Tennessee Tech	56 64	276	A	Tennessee Tech	60 70								
301	H	Morehead St.	78 76	262	H	Murray St.	69 58								
186	H	Eastern Ky.	66 70	270	H	Austin Peay	66 58								
283	A	Jacksonville St.	55 69	163	H	SIUE	73 61								
94	A	UT Martin	50 77	340	A	Eastern Ill.	62 53								

Non-Div I Games: Lane 75 44 North Ala. 58 40

Tennessee St.

Loss, Non-Conf, S Site, H Home A Away N Neutral

Average RPI Win:	283	WON-LOST	WINNING	LAST 10	STRENGTH OF	OPP. STRENGTH	TEAM	ADJ.	CONF.	ADJ CONF.
Average RPI Loss:	155	RECORD	PCT. RANK	GAMES	SCHEDULE	OF SCHEDULE	RPI	RPI	RPI	RPI
DIV. I ONLY	10- 17	249	5- 5	257	228	276	276	24	24	
DIV. I NON-CONF.	4- 9	245	0- 0	156	140	246	246	23	23	
TOTALS	RPI 1-25	RPI 26-50	W-L RECORDS	RPI 51-100	RPI 101-150	RPI 150+				
10- 17	0- 2	0- 1	OVERALL	0- 2	0- 4	10- 8				
7- 8	0- 1	0- 1	HOME	0- 0	0- 2	7- 4				
3- 9	0- 1	0- 0	AWAY	0- 2	0- 2	3- 4				
0- 0	0- 0	0- 0	NEUTRAL	0- 0	0- 0	0- 0				
4- 9	0- 2	0- 1	NON-CONFERENCE	0- 1	0- 3	4- 2				
3- 5	0- 1	0- 1	HOME	0- 0	0- 1	3- 2				
1- 4	0- 1	0- 0	AWAY	0- 1	0- 2	1- 0				
0- 0	0- 0	0- 0	NEUTRAL	0- 0	0- 0	0- 0				
6- 8	0- 0	0- 0	CONFERENCE	0- 1	0- 1	6- 6				
4- 3	0- 0	0- 0	HOME	0- 0	0- 1	4- 2				
2- 5	0- 0	0- 0	AWAY	0- 1	0- 0	2- 4				
0- 0	0- 0	0- 0	NEUTRAL	0- 0	0- 0	0- 0				

RPI 1-25				RPI 26-50				RPI 51-100				RPI 101+ Team's RPI: 276			
RPI	S	Opponent	Score	RPI	S	Opponent	Score	RPI	S	Opponent	Score	RPI	S	Opponent	Score
18	H	Louisville	54 76	43	H	Arkansas St.	55 77	73	A	Middle Tenn.	53 69	102	H	Belmont	79 80
25	A	Georgia	48 81					94	A	UT Martin	53 67	112	H	Mercer	47 63
												134	A	Xavier	47 64
												146	A	Northern Ky.	62 88
												153	H	Southern Miss.	57 69
												163	H	SIUE	68 83
												186	A	Eastern Ky.	77 72
												200	H	Southeast Mo. St.	57 60
												248	H	Clemson	53 71
												262	A	Murray St.	50 56
												264	A	Tennessee St.	64 56
												264	H	Tennessee St.	70 60
												270	A	Austin Peay	75 91
												274	H	Georgia St.	72 65
												283	A	Jacksonville St.	46 55
												283	H	Jacksonville St.	51 49
												288	A	UNCG	73 64
												293	H	Wichita St.	54 48
												301	A	Morehead St.	71 75
												301	H	Morehead St.	77 69
												335	H	Lipscomb	81 70
												340	H	Eastern Ill.	81 74
LAST 12 Division I GAMES:															
301	H	Morehead St.	77 69	186	A	Eastern Ky.	77 72								
283	H	Jacksonville St.	51 49	264	H	Tennessee St.	70 60								
264	A	Tennessee St.	64 56	200	H	Southeast Mo. St.	57 60								
283	A	Jacksonville St.	46 55	94	A	UT Martin	53 67								
102	H	Belmont	79 80	270	A	Austin Peay	75 91								
301	A	Morehead St.	71 75	262	A	Murray St.	50 56								

Non-Div I Games:

Tennessee Tech

■ Loss, 
 ■ Non-Conf, 
 ■ S Site, 
 ■ H Home 
 ■ A Away 
 N Neutral

Average RPI Win:	112	WON-LOST	WINNING	LAST 10	STRENGTH OF	OPP. STRENGTH	TEAM	ADJ.	CONF.	ADJ CONF.
Average RPI Loss:	14	RECORD	PCT. RANK	GAMES	SCHEDULE	OF SCHEDULE	RPI	RPI	RPI	RPI
DIV. I ONLY	23- 2	6	8- 2	49	5	7	7	3	3	
DIV. I NON-CONF.	11- 0	1	0- 0	161	11	10	10	3	3	
TOTALS	RPI 1-25	RPI 26-50	W-L RECORDS	RPI 51-100	RPI 101-150	RPI 150+				
23- 2	5- 2	4- 0	OVERALL	3- 0	4- 0	7- 0				
13- 1	3- 1	2- 0	HOME	1- 0	2- 0	5- 0				
9- 1	2- 0	2- 0	AWAY	2- 0	1- 0	2- 0				
1- 0	0- 0	0- 0	NEUTRAL	0- 0	1- 0	0- 0				
11- 0	2- 0	1- 0	NON-CONFERENCE	0- 0	3- 0	5- 0				
7- 0	1- 0	1- 0	HOME	0- 0	1- 0	4- 0				
3- 0	1- 0	0- 0	AWAY	0- 0	1- 0	1- 0				
1- 0	0- 0	0- 0	NEUTRAL	0- 0	1- 0	0- 0				
12- 2	3- 2	3- 0	CONFERENCE	3- 0	1- 0	2- 0				
6- 1	2- 1	1- 0	HOME	1- 0	1- 0	1- 0				
6- 1	1- 1	2- 0	AWAY	2- 0	0- 0	1- 0				
0- 0	0- 0	0- 0	NEUTRAL	0- 0	0- 0	0- 0				

RPI	S	Opponent	Score	RPI	S	Opponent	Score	RPI	S	Opponent	Score	RPI	S	Opponent	Score
4	H	Baylor	67 80	32	H	Mississippi St.	53 47	92	A	TCU	65 58	127	H	Northwestern St.	86 33
8	H	Stanford	77 69	36	A	West Virginia	65 54	100	A	Iowa St.	65 49	130	A	Little Rock	66 56
16	A	Oklahoma St.	78 48	49	A	Kansas St.	66 51	100	H	Iowa St.	75 54	131	N	Arkansas	61 50
16	H	Oklahoma St.	70 55	49	H	Kansas St.	58 51					136	H	Texas Tech	86 62
19	A	Tennessee	64 53									151	H	Hampton	79 52
24	A	Oklahoma	56 74									207	H	Canisius	92 62
24	H	Oklahoma	83 76									212	A	Kansas	75 38
												212	H	Kansas	70 46
												230	A	Rice	70 47
												235	H	Sam Houston St.	83 49
												253	H	UTSA	90 53
LAST 12 Division I GAMES:															
49	H	Kansas St.	58 51	24	H	Oklahoma	83 76								
24	A	Oklahoma	56 74	92	A	TCU	65 58								
16	H	Oklahoma St.	70 55	4	H	Baylor	67 80								
100	A	Iowa St.	65 49	212	A	Kansas	75 38								
49	A	Kansas St.	66 51	16	A	Oklahoma St.	78 48								
212	H	Kansas	70 46	100	H	Iowa St.	75 54								

Non-Div I Games:

Texas

■ Loss, 
■ Non-Conf, S Site, 
■ Home 
■ Away 
N Neutral





Average RPI Win:	288	WON-LOST	WINNING	LAST 10	STRENGTH OF	OPP. STRENGTH	TEAM	ADJ.	CONF.	ADJ CONF.
Average RPI Loss:	197	RECORD	PCT. RANK	GAMES	SCHEDULE	OF SCHEDULE	RPI	RPI	RPI	RPI
DIV. I ONLY	14- 8	93	8- 2	347	299	244	244	32	32	
DIV. I NON-CONF.	4- 6	201	0- 0	347	92	302	302	31	31	
TOTALS	RPI 1-25	RPI 26-50	W-L RECORDS	RPI 51-100	RPI 101-150	RPI 150+				
14- 8	0- 1	0- 0	OVERALL	0- 0	0- 1	14- 6				
7- 3	0- 0	0- 0	HOME	0- 0	0- 0	7- 3				
6- 5	0- 1	0- 0	AWAY	0- 0	0- 1	6- 3				
1- 0	0- 0	0- 0	NEUTRAL	0- 0	0- 0	1- 0				
4- 6	0- 1	0- 0	NON-CONFERENCE	0- 0	0- 1	4- 4				
1- 2	0- 0	0- 0	HOME	0- 0	0- 0	1- 2				
2- 4	0- 1	0- 0	AWAY	0- 0	0- 1	2- 2				
1- 0	0- 0	0- 0	NEUTRAL	0- 0	0- 0	1- 0				
10- 2	0- 0	0- 0	CONFERENCE	0- 0	0- 0	10- 2				
6- 1	0- 0	0- 0	HOME	0- 0	0- 0	6- 1				
4- 1	0- 0	0- 0	AWAY	0- 0	0- 0	4- 1				
0- 0	0- 0	0- 0	NEUTRAL	0- 0	0- 0	0- 0				

RPI 1-25			RPI 26-50			RPI 51-100			RPI 101+ Team's RPI: 244		
RPI	S	Opponent	Score	RPI	S	Opponent	Score	RPI	S	Opponent	Score
16	A	Oklahoma St.	52 87					132	A	LSU	36 86
								180	H	Southern U.	59 45
								191	A	Grambling	62 50
								191	H	Grambling	46 49
								212	A	Kansas	65 72
								230	A	Rice	69 66
								235	H	Sam Houston St.	51 53
								246	H	Houston Baptist	65 77
								253	A	UTSA	59 44
								264	A	Tennessee St.	56 72
								280	A	Alabama St.	51 57
								287	A	Prairie View	50 43
								287	H	Prairie View	72 65
								305	A	Jackson St.	62 36
								305	H	Jackson St.	66 47
								312	H	A&M-Corpus Christi	51 43
								322	H	Alcorn	68 39
								335	N	Lipscomb	66 62
								338	H	Ark.-Pine Bluff	57 30
								345	A	Alabama A&M	57 38
								348	H	Mississippi Val.	76 38
LAST 12 Division I GAMES:											
191	H	Grambling	46 49	348	H	Mississippi Val.	76 38				
305	H	Jackson St.	66 47	191	A	Grambling	62 50				
287	A	Prairie View	50 43	305	A	Jackson St.	62 36				
345	A	Alabama A&M	57 38	287	H	Prairie View	72 65				
280	A	Alabama St.	51 57	322	H	Alcorn	68 39				
338	H	Ark.-Pine Bluff	57 30	180	H	Southern U.	59 45				

Non-Div I Games:

Texas Southern

Average RPI Win:	226	WON-LOST	WINNING	LAST 10	STRENGTH OF	OPP. STRENGTH	TEAM	ADJ.	CONF.	ADJ CONF.
Average RPI Loss:	151	RECORD	PCT. RANK	GAMES	SCHEDULE	OF SCHEDULE	RPI	RPI	RPI	RPI
DIV. I ONLY	10- 12	201	4- 6	221	166	214	214	16	16	
DIV. I NON-CONF.	3- 5	218	0- 0	85	51	159	159	14	14	
TOTALS	RPI 1-25	RPI 26-50	W-L RECORDS	RPI 51-100	RPI 101-150	RPI 150+				
10- 12	0- 1	0- 3	OVERALL	0- 1	2- 2	8- 5				
7- 2	0- 0	0- 1	HOME	0- 0	1- 1	6- 0				
3- 7	0- 1	0- 1	AWAY	0- 0	1- 0	2- 5				
0- 3	0- 0	0- 1	NEUTRAL	0- 1	0- 1	0- 0				
3- 5	0- 1	0- 2	NON-CONFERENCE	0- 1	0- 1	3- 0				
2- 0	0- 0	0- 0	HOME	0- 0	0- 0	2- 0				
1- 2	0- 1	0- 1	AWAY	0- 0	0- 0	1- 0				
0- 3	0- 0	0- 1	NEUTRAL	0- 1	0- 1	0- 0				
7- 7	0- 0	0- 1	CONFERENCE	0- 0	2- 1	5- 5				
5- 2	0- 0	0- 1	HOME	0- 0	1- 1	4- 0				
2- 5	0- 0	0- 0	AWAY	0- 0	1- 0	1- 5				
0- 0	0- 0	0- 0	NEUTRAL	0- 0	0- 0	0- 0				

RPI 1-25				RPI 26-50				RPI 51-100				RPI 101+				Team's RPI: 214	
RPI	S	Opponent	Score	RPI	S	Opponent	Score	RPI	S	Opponent	Score	RPI	S	Opponent	Score		
15	A	Texas A&M	50 87	35	A	Missouri	56 82	100	N	Iowa St.	61 83	130	H	Little Rock	67 57		
				43	H	Arkansas St.	59 74					133	A	La.-Lafayette	46 42		
				45	N	Duke	34 85					135	N	Idaho	55 75		
												149	H	UT Arlington	48 80		
												185	A	South Ala.	73 71		
												189	A	Troy	79 112		
												217	H	North Texas	64 62		
												246	A	Houston Baptist	71 66		
												253	H	UTSA	72 64		
												266	A	Appalachian St.	71 90		
												266	H	Appalachian St.	87 76		
												274	A	Georgia St.	62 73		
												274	H	Georgia St.	80 71		
												275	A	Ga. Southern	64 78		
												275	H	Ga. Southern	61 56		
												284	A	La.-Monroe	59 63		
												284	H	La.-Monroe	63 57		
LAST 12 Division I GAMES:																	
284	H	La.-Monroe	63 57	133	A	La.-Lafayette	46 42										
266	H	Appalachian St.	87 76	43	H	Arkansas St.	59 74										
149	H	UT Arlington	48 80	130	H	Little Rock	67 57										
275	A	Ga. Southern	64 78	189	A	Troy	79 112										
274	A	Georgia St.	62 73	185	A	South Ala.	73 71										
284	A	La.-Monroe	59 63	266	A	Appalachian St.	71 90										

Non-Div I Games: Tex. A&amp;M-Commerce 80 60 St. Edward's 52 44

Texas St.

■ Loss, 
 ■ Non-Conf, 
 ■ S Site, 
 ■ Home 
 ■ A Away 
 N Neutral

Average RPI Win:	217	WON-LOST	WINNING	LAST 10	STRENGTH OF	OPP. STRENGTH	TEAM	ADJ.	CONF.	ADJ CONF.
Average RPI Loss:	40	RECORD	PCT. RANK	GAMES	SCHEDULE	OF SCHEDULE	RPI	RPI	RPI	RPI
DIV. I ONLY	11- 14	207	2- 8	43	68	136	136	3	3	
DIV. I NON-CONF.	9- 2	37	0- 0	224	293	102	102	3	3	
TOTALS	RPI 1-25	RPI 26-50	W-L RECORDS	RPI 51-100	RPI 101-150	RPI 150+				
11- 14	0- 6	0- 4	OVERALL	2- 4	1- 0	8- 0				
10- 5	0- 2	0- 2	HOME	2- 1	1- 0	7- 0				
0- 8	0- 0	0- 0	AWAY	0- 0	0- 0	0- 0				
1- 1	0- 0	0- 1	NEUTRAL	0- 0	0- 0	1- 0				
9- 2	0- 0	0- 1	NON-CONFERENCE	1- 1	1- 0	7- 0				
8- 0	0- 0	0- 0	HOME	1- 0	1- 0	6- 0				
0- 1	0- 0	0- 0	AWAY	0- 1	0- 0	0- 0				
1- 1	0- 0	0- 1	NEUTRAL	0- 0	0- 0	1- 0				
2- 12	0- 6	0- 3	CONFERENCE	1- 3	0- 0	1- 0				
2- 5	0- 2	0- 2	HOME	1- 1	0- 0	1- 0				
0- 7	0- 4	0- 1	AWAY	0- 2	0- 0	0- 0				
0- 0	0- 0	0- 0	NEUTRAL	0- 0	0- 0	0- 0				

RPI	S	Opponent	Score	RPI	S	Opponent	Score	RPI	S	Opponent	Score	RPI	S	Opponent	Score	Team's RPI: 136
4	A	Baylor	43 69	30	N	Washington	73 77	56	A	Santa Clara	70 75	135	H	Idaho	78 62	
4	H	Baylor	36 66	36	A	West Virginia	57 79	63	H	Abilene Christian	71 65	175	N	Fordham	62 48	
7	A	Texas	62 86	36	H	West Virginia	42 69	92	A	TCU	48 69	191	H	Grambling	70 55	
16	A	Oklahoma St.	57 70	49	H	Kansas St.	53 65	92	H	TCU	69 78	212	H	Kansas	54 44	
16	H	Oklahoma St.	46 69					100	A	Iowa St.	48 77	226	H	Idaho St.	79 64	
24	A	Oklahoma	53 92					100	H	Iowa St.	69 66	302	H	Niagara	79 45	
												315	H	Southeastern La.	113 51	
												325	H	Incarnate Word	70 55	
												338	H	Ark.-Pine Bluff	84 40	
LAST 12 Division I GAMES:																
100	A	Iowa St.	48 77	49	H	Kansas St.	53 65									
4	H	Baylor	36 66	24	A	Oklahoma	53 92									
16	A	Oklahoma St.	57 70	100	H	Iowa St.	69 66									
36	H	West Virginia	42 69	92	A	TCU	48 69									
212	H	Kansas	54 44	36	A	West Virginia	57 79									
4	A	Baylor	43 69	16	H	Oklahoma St.	46 69									

Non-Div I Games:

Texas Tech

■ Loss, 
■ Non-Conf, 
■ S Site, 
■ H Home 
■ A Away 
N Neutral

Average RPI Win:	228	WON-LOST	WINNING	LAST 10	STRENGTH OF	OPP. STRENGTH	TEAM	ADJ.	CONF.	ADJ CONF.
Average RPI Loss:	70	RECORD	PCT. RANK	GAMES	SCHEDULE	OF SCHEDULE	RPI	RPI	RPI	RPI
DIV. I ONLY	14- 10	121	7- 3	112	121	110	110	11	11	
DIV. I NON-CONF.	5- 6	180	0- 0	81	70	142	142	13	13	
TOTALS	RPI 1-25	RPI 26-50	W-L RECORDS	RPI 51-100	RPI 101-150	RPI 150+				
14- 10	0- 1	0- 3	OVERALL	1- 3	3- 3	10- 0				
7- 3	0- 0	0- 1	HOME	0- 1	2- 1	5- 0				
5- 5	0- 0	0- 0	AWAY	0- 0	1- 0	4- 0				
2- 2	0- 0	0- 1	NEUTRAL	1- 0	0- 1	1- 0				
5- 6	0- 1	0- 2	NON-CONFERENCE	1- 1	0- 2	4- 0				
2- 2	0- 0	0- 0	HOME	0- 1	0- 1	2- 0				
1- 2	0- 1	0- 1	AWAY	0- 0	0- 0	1- 0				
2- 2	0- 0	0- 1	NEUTRAL	1- 0	0- 1	1- 0				
9- 4	0- 0	0- 1	CONFERENCE	0- 2	3- 1	6- 0				
5- 1	0- 0	0- 1	HOME	0- 0	2- 0	3- 0				
4- 3	0- 0	0- 0	AWAY	0- 2	1- 1	3- 0				
0- 0	0- 0	0- 0	NEUTRAL	0- 0	0- 0	0- 0				

RPI 1-25				RPI 26-50				RPI 51-100				RPI 101+ Team's RPI: 110			
RPI	S	Opponent	Score	RPI	S	Opponent	Score	RPI	S	Opponent	Score	RPI	S	Opponent	Score
1	A	Notre Dame	39 74	31	H	Ohio	57 77	60	H	Dayton	57 83	111	H	Arizona	59 62
				33	A	St. Bonaventure	63 74	77	A	Ball St.	69 75	114	N	Harvard	70 76
				48	N	Albany (NY)	55 63	96	N	VCU	80 61	118	A	Western Mich.	80 68
								97	A	Eastern Mich.	41 59	118	H	Western Mich.	80 73
												128	A	Akron	71 81
												139	H	Buffalo	71 60
												213	A	Ill.-Chicago	60 51
												220	N	Columbia	88 75
												256	H	Northern Ill.	66 59
												258	A	Bowling Green	68 60
												258	H	Bowling Green	75 61
												259	A	Miami (OH)	55 50
												291	H	Cleveland St.	66 53
												314	A	Kent St.	67 64
												314	H	Kent St.	73 67
												338	H	Ark.-Pine Bluff	74 47
LAST 12 Division I GAMES:															
258	A	Bowling Green	68 60	97	A	Eastern Mich.	41 59	128	A	Akron	71 81	256	H	Northern Ill.	66 59
31	H	Ohio	57 77	259	A	Miami (OH)	55 50	118	H	Western Mich.	80 73	314	H	Kent St.	73 67
139	H	Buffalo	71 60	118	H	Western Mich.	80 73								
314	A	Kent St.	67 64	258	H	Bowling Green	75 61								

Non-Div I Games:

Toledo

Average RPI Win: <b>192</b>	WON-LOST	WINNING	LAST 10	STRENGTH OF	OPP. STRENGTH	TEAM	ADJ.	CONF.	ADJ CONF.
Average RPI Loss: <b>165</b>	RECORD	PCT. RANK	GAMES	SCHEDULE	OF SCHEDULE	RPI	RPI	RPI	RPI
DIV. I ONLY	6- 18	291	2- 8	183	190	281	281	13	13
DIV. I NON-CONF.	3- 8	258	0- 0	240	283	285	285	12	12
TOTALS	RPI 1-25	RPI 26-50	W-L RECORDS	RPI 51-100	RPI 101-150	RPI 150+			
6- 18	0- 0	0- 1	OVERALL	1- 6	0- 0	5- 11			
4- 7	0- 0	0- 1	HOME	1- 2	0- 0	3- 4			
1- 11	0- 0	0- 0	AWAY	0- 4	0- 0	1- 7			
1- 0	0- 0	0- 0	NEUTRAL	0- 0	0- 0	1- 0			
3- 8	0- 0	0- 0	NON-CONFERENCE	0- 3	0- 0	3- 5			
2- 2	0- 0	0- 0	HOME	0- 1	0- 0	2- 1			
0- 6	0- 0	0- 0	AWAY	0- 2	0- 0	0- 4			
1- 0	0- 0	0- 0	NEUTRAL	0- 0	0- 0	1- 0			
3- 10	0- 0	0- 1	CONFERENCE	1- 3	0- 0	2- 6			
2- 5	0- 0	0- 1	HOME	1- 1	0- 0	1- 3			
1- 5	0- 0	0- 0	AWAY	0- 2	0- 0	1- 3			
0- 0	0- 0	0- 0	NEUTRAL	0- 0	0- 0	0- 0			

RPI 1-25			RPI 26-50			RPI 51-100			RPI 101+ Team's RPI: 281		
RPI	S	Opponent	Score	RPI	S	Opponent	Score	RPI	S	Opponent	Score
				37	H	James Madison	57 64	52	H	Auburn	52 74
								67	A	Hofstra	60 64
								67	H	Hofstra	56 74
								79	A	Minnesota	86 105
								87	A	Georgetown	46 82
								89	A	Elon	58 80
								89	H	Elon	85 78

Non-Div I Games:

Towson

■ Loss, 
 ■ Non-Conf, 
 ■ S Site, 
 ■ H Home 
 ■ A Away 
 N Neutral

Average RPI Win:	251	WON-LOST	WINNING	LAST 10	STRENGTH OF	OPP. STRENGTH	TEAM	ADJ.	CONF.	ADJ CONF.
Average RPI Loss:	143	RECORD	PCT. RANK	GAMES	SCHEDULE	OF SCHEDULE	RPI	RPI	RPI	RPI
DIV. I ONLY	10- 12	201	3- 7	185	240	189	189	16	16	
DIV. I NON-CONF.	3- 4	197	0- 0	218	325	162	162	14	14	
TOTALS	RPI 1-25	RPI 26-50	W-L RECORDS	RPI 51-100	RPI 101-150	RPI 150+				
10- 12	0- 0	0- 2	OVERALL	0- 1	2- 5	8- 4				
6- 3	0- 0	0- 1	HOME	0- 0	2- 0	4- 2				
4- 9	0- 0	0- 1	AWAY	0- 1	0- 5	4- 2				
0- 0	0- 0	0- 0	NEUTRAL	0- 0	0- 0	0- 0				
3- 4	0- 0	0- 0	NON-CONFERENCE	0- 1	0- 3	3- 0				
1- 0	0- 0	0- 0	HOME	0- 0	0- 0	1- 0				
2- 4	0- 0	0- 0	AWAY	0- 1	0- 3	2- 0				
0- 0	0- 0	0- 0	NEUTRAL	0- 0	0- 0	0- 0				
7- 8	0- 0	0- 2	CONFERENCE	0- 0	2- 2	5- 4				
5- 3	0- 0	0- 1	HOME	0- 0	2- 0	3- 2				
2- 5	0- 0	0- 1	AWAY	0- 0	0- 2	2- 2				
0- 0	0- 0	0- 0	NEUTRAL	0- 0	0- 0	0- 0				

RPI S	Opponent	Score	RPI S	Opponent	Score	RPI S	Opponent	Score	RPI S	Opponent	Score	Team's RPI: 189
43	A Arkansas St.	80 94	43	H Arkansas St.	81 101	75	A Vanderbilt	43 97	102	A Belmont	93 102	
									124	A Samford	69 73	
									130	A Little Rock	64 79	
									130	H Little Rock	78 71	
									133	A La.-Lafayette	53 56	
									140	A UAB	67 89	
									149	H UT Arlington	88 71	
									185	A South Ala.	63 65	
									185	H South Ala.	71 75	
									214	H Texas St.	112 79	
									266	H Appalachian St.	81 96	
									274	A Georgia St.	97 90	
									274	H Georgia St.	89 78	
									275	A Ga. Southern	81 66	
									275	H Ga. Southern	84 68	
									280	A Alabama St.	73 59	
									284	A La.-Monroe	73 77	
									315	A Southeastern La.	100 90	
									320	H Nicholls St.	104 51	
LAST 12 Division I GAMES:												
185	A South Ala.	63 65	185	H South Ala.	71 75							
274	H Georgia St.	89 78	133	A La.-Lafayette	53 56							
275	H Ga. Southern	84 68	284	A La.-Monroe	73 77							
43	A Arkansas St.	80 94	214	H Texas St.	112 79							
130	A Little Rock	64 79	149	H UT Arlington	88 71							
266	H Appalachian St.	81 96	275	A Ga. Southern	81 66							

Non-Div I Games: West Ala. 103 72 Fort Valley St. 118 72

Troy

Average RPI Win: 191		WON-LOST	WINNING	LAST 10	STRENGTH OF	OPP. STRENGTH	TEAM	ADJ.	CONF.	ADJ CONF.
Average RPI Loss: 43		RECORD	PCT. RANK	GAMES	SCHEDULE	OF SCHEDULE	RPI	RPI	RPI	RPI
DIV. I ONLY		18- 8	71	6- 4	126	77	83	83	9	9
DIV. I NON-CONF.		9- 3	69	0- 0	76	73	51	51	7	7
<hr/>										
TOTALS	RPI 1-25		RPI 26-50		W-L RECORDS	RPI 51-100	RPI 101-150		RPI 150+	
18- 8	0- 3		0- 2		OVERALL	2- 2	2- 1		14- 0	
11- 3	0- 1		0- 1		HOME	1- 1	2- 0		8- 0	
6- 3	0- 1		0- 1		AWAY	0- 0	0- 1		6- 0	
1- 2	0- 1		0- 0		NEUTRAL	1- 1	0- 0		0- 0	
9- 3	0- 2		0- 0		NON-CONFERENCE	2- 1	2- 0		5- 0	
7- 0	0- 0		0- 0		HOME	1- 0	2- 0		4- 0	
1- 1	0- 1		0- 0		AWAY	0- 0	0- 0		1- 0	
1- 2	0- 1		0- 0		NEUTRAL	1- 1	0- 0		0- 0	
9- 5	0- 1		0- 2		CONFERENCE	0- 1	0- 1		9- 0	
4- 3	0- 1		0- 1		HOME	0- 1	0- 0		4- 0	
5- 2	0- 0		0- 1		AWAY	0- 0	0- 1		5- 0	
0- 0	0- 0		0- 0		NEUTRAL	0- 0	0- 0		0- 0	

RPI S	Opponent	Score	RPI S	Opponent	Score	RPI S	Opponent	Score	RPI S	Opponent	Score
3	H UConn	38 96	42	A South Fla.	65 77	51	N Rutgers	51 75	104	A Memphis	67 83
13	A Florida St.	72 78	42	H South Fla.	67 71	61	H Saint Louis	66 58	130	H Little Rock	69 53
23	N Green Bay	58 79				68	H Temple	54 72	132	H LSU	67 63
						93	N Virginia	67 62	154	A SMU	54 42
									154	H SMU	76 64
									161	A Ole Miss	61 59
									168	H McNeese St.	74 55
									173	A East Carolina	66 51
									173	H East Carolina	78 73
									180	H Southern U.	77 48
									190	A Tulsa	71 47
									269	A Houston	59 56
									269	H Houston	70 48
									271	A UCF	65 53
									271	H UCF	75 54
									288	H UNCG	74 53
									305	H Jackson St.	92 49
LAST 12 Division I GAMES:											
271	A UCF	65 53	173	H East Carolina	78 73						
154	H SMU	76 64	154	A SMU	54 42						
42	A South Fla.	65 77	190	A Tulsa	71 47						
269	A Houston	59 56	42	H South Fla.	67 71						
3	H UConn	38 96	271	H UCF	75 54						
68	H Temple	54 72	173	A East Carolina	66 51						

Non-Div I Games:

Tulane

Average RPI Win:	187	WON-LOST	WINNING	LAST 10	STRENGTH OF	OPP. STRENGTH	TEAM	ADJ.	CONF.	ADJ CONF.
Average RPI Loss:	113	RECORD	PCT. RANK	GAMES	SCHEDULE	OF SCHEDULE	RPI	RPI	RPI	RPI
DIV. I ONLY	10- 16	242	4- 6	137	74	190	190	9	9	
DIV. I NON-CONF.	3- 8	258	0- 0	102	71	208	208	7	7	
TOTALS	RPI 1-25	RPI 26-50	W-L RECORDS	RPI 51-100	RPI 101-150	RPI 150+				
10- 16	0- 3	0- 1	OVERALL	0- 3	3- 3	7- 6				
5- 8	0- 2	0- 1	HOME	0- 1	0- 1	5- 3				
5- 6	0- 1	0- 0	AWAY	0- 2	3- 1	2- 2				
0- 2	0- 0	0- 0	NEUTRAL	0- 0	0- 1	0- 1				
3- 8	0- 1	0- 1	NON-CONFERENCE	0- 1	2- 2	1- 3				
1- 4	0- 1	0- 1	HOME	0- 0	0- 0	1- 2				
2- 2	0- 0	0- 0	AWAY	0- 1	2- 1	0- 0				
0- 2	0- 0	0- 0	NEUTRAL	0- 0	0- 1	0- 1				
7- 8	0- 2	0- 0	CONFERENCE	0- 2	1- 1	6- 3				
4- 4	0- 1	0- 0	HOME	0- 1	0- 1	4- 1				
3- 4	0- 1	0- 0	AWAY	0- 1	1- 0	2- 2				
0- 0	0- 0	0- 0	NEUTRAL	0- 0	0- 0	0- 0				

RPI 1-25				RPI 26-50				RPI 51-100				RPI 101+ Team's RPI: 190			
RPI	S	Opponent	Score	RPI	S	Opponent	Score	RPI	S	Opponent	Score	RPI	S	Opponent	Score
3	A	UConn	35 95	49	H	Kansas St.	67 75	61	A	Saint Louis	73 82	104	A	Memphis	65 59
3	H	UConn	30 94					68	A	Temple	46 66	104	H	Memphis	58 69
24	H	Oklahoma	62 75					83	H	Tulane	47 71	108	N	Drake	80 91
												120	A	UNI	59 75
												130	A	Little Rock	74 63
												131	A	Arkansas	74 67
												154	A	SMU	45 62
												154	H	SMU	56 54
												156	H	Oral Roberts	53 59
												166	N	George Mason	63 64
												173	A	East Carolina	55 54
												173	H	East Carolina	81 79
												191	H	Grambling	79 51
												209	H	Cincinnati	53 55
												234	H	Indiana St.	63 67
												269	A	Houston	79 62
												269	H	Houston	44 28
												271	A	UCF	74 75
												271	H	UCF	95 71
LAST 12 Division I GAMES:															
154	A	SMU	45 62	104	H	Memphis	58 69								
271	H	UCF	95 71	269	A	Houston	79 62								
269	H	Houston	44 28	83	H	Tulane	47 71								
173	A	East Carolina	55 54	209	H	Cincinnati	53 55								
271	A	UCF	74 75	104	A	Memphis	65 59								
3	H	UConn	30 94	68	A	Temple	46 66								

Non-Div I Games:

Tulsa

■ Loss, 
 ■ Non-Conf, 
 ■ S Site, 
 ■ H Home 
 ■ A Away 
 N Neutral



Average RPI Win:	210	WON-LOST	WINNING	LAST 10	STRENGTH OF	OPP. STRENGTH	TEAM	ADJ.	CONF.	ADJ CONF.
Average RPI Loss:	116	RECORD	PCT. RANK	GAMES	SCHEDULE	OF SCHEDULE	RPI	RPI	RPI	RPI
DIV. I ONLY	13- 11	146	6- 4	159	159	140	140	12	12	
DIV. I NON-CONF.	7- 4	110	0- 0	202	260	125	125	10	10	
TOTALS	RPI 1-25	RPI 26-50	W-L RECORDS	RPI 51-100	RPI 101-150	RPI 150+				
13- 11	0- 1	0- 3	OVERALL	1- 2	1- 2	11- 3				
9- 2	0- 0	0- 1	HOME	1- 0	1- 1	7- 0				
3- 8	0- 1	0- 1	AWAY	0- 2	0- 1	3- 3				
1- 1	0- 0	0- 1	NEUTRAL	0- 0	0- 0	1- 0				
7- 4	0- 1	0- 1	NON-CONFERENCE	0- 1	1- 1	6- 0				
5- 0	0- 0	0- 0	HOME	0- 0	1- 0	4- 0				
1- 3	0- 1	0- 0	AWAY	0- 1	0- 1	1- 0				
1- 1	0- 0	0- 1	NEUTRAL	0- 0	0- 0	1- 0				
6- 7	0- 0	0- 2	CONFERENCE	1- 1	0- 1	5- 3				
4- 2	0- 0	0- 1	HOME	1- 0	0- 1	3- 0				
2- 5	0- 0	0- 1	AWAY	0- 1	0- 0	2- 3				
0- 0	0- 0	0- 0	NEUTRAL	0- 0	0- 0	0- 0				

RPI 1-25				RPI 26-50				RPI 51-100				RPI 101+ Team's RPI: 140			
RPI	S	Opponent	Score	RPI	S	Opponent	Score	RPI	S	Opponent	Score	RPI	S	Opponent	Score
13	A	Florida St.	44 84	27	A	UTEP	54 62	52	A	Auburn	71 85	102	A	Belmont	62 63
				47	N	North Carolina St.	56 67	73	A	Middle Tenn.	40 68	124	H	Samford	61 41
				50	H	Western Ky.	49 63	84	H	Charlotte	75 57	144	H	Marshall	61 64
												153	H	Southern Miss.	53 49
												158	H	Old Dominion	58 55
												176	H	Louisiana Tech	64 49
												185	A	South Ala.	53 39
												189	H	Troy	89 67
												192	A	Fla. Atlantic	67 62
												217	A	North Texas	51 53
												230	A	Rice	64 55
												247	N	High Point	56 46
												253	A	UTSA	52 54
												295	A	FIU	61 72
												306	H	South Carolina St.	71 38
												338	H	Ark.-Pine Bluff	82 32
												348	H	Mississippi Val.	80 33
LAST 12 Division I GAMES:															
176	H	Louisiana Tech	64 49	217	A	North Texas	51 53								
153	H	Southern Miss.	53 49	230	A	Rice	64 55								
192	A	Fla. Atlantic	67 62	84	H	Charlotte	75 57								
295	A	FIU	61 72	158	H	Old Dominion	58 55								
144	H	Marshall	61 64	27	A	UTEP	54 62								
50	H	Western Ky.	49 63	253	A	UTSA	52 54								

Non-Div I Games:

UAB

■ Loss, 
 ■ Non-Conf, S Site, 
 ■ Home 
 ■ Away 
 N Neutral

Average RPI Win:	253	WON-LOST	WINNING	LAST 10	STRENGTH OF	OPP. STRENGTH	TEAM	ADJ.	CONF.	ADJ CONF.
Average RPI Loss:	134	RECORD	PCT. RANK	GAMES	SCHEDULE	OF SCHEDULE	RPI	RPI	RPI	RPI
DIV. I ONLY	14- 10	121	6- 4	301	186	182	182	22	22	
DIV. I NON-CONF.	6- 6	160	0- 0	275	107	200	200	21	21	
TOTALS	RPI 1-25	RPI 26-50	W-L RECORDS	RPI 51-100	RPI 101-150	RPI 150+				
14- 10	0- 1	0- 1	OVERALL	1- 2	1- 2	12- 4				
6- 4	0- 1	0- 0	HOME	0- 0	1- 1	5- 2				
8- 4	0- 0	0- 0	AWAY	1- 2	0- 1	7- 1				
0- 2	0- 0	0- 1	NEUTRAL	0- 0	0- 0	0- 1				
6- 6	0- 1	0- 1	NON-CONFERENCE	1- 1	0- 0	5- 3				
1- 3	0- 1	0- 0	HOME	0- 0	0- 0	1- 2				
5- 1	0- 0	0- 0	AWAY	1- 1	0- 0	4- 0				
0- 2	0- 0	0- 1	NEUTRAL	0- 0	0- 0	0- 1				
8- 4	0- 0	0- 0	CONFERENCE	0- 1	1- 2	7- 1				
5- 1	0- 0	0- 0	HOME	0- 0	1- 1	4- 0				
3- 3	0- 0	0- 0	AWAY	0- 1	0- 1	3- 1				
0- 0	0- 0	0- 0	NEUTRAL	0- 0	0- 0	0- 0				

RPI 1-25				RPI 26-50				RPI 51-100				RPI 101+				Team's RPI: 182	
RPI	S	Opponent	Score	RPI	S	Opponent	Score	RPI	S	Opponent	Score	RPI	S	Opponent	Score		
8	H	Stanford	45 74	48	N	Albany (NY)	70 80	53	A	St. Mary's (CA)	78 71	122	A	Hawaii	50 70		
								59	A	UC Riverside	73 80	122	H	Hawaii	60 58		
								72	A	Utah	58 88	143	H	Long Beach St.	62 75		
												167	H	Pacific	53 66		
												170	H	Sacramento St.	77 92		
												196	A	Cal Poly	75 57		
												196	H	Cal Poly	82 71		
												216	A	Utah Valley	59 55		
												251	A	San Diego St.	65 54		
												255	A	UC Santa Barbara	59 66		
												255	H	UC Santa Barbara	80 51		
												286	A	Portland	72 47		
												290	A	CSUN	75 52		
												292	N	Florida A&M	58 61		
												319	A	Portland St.	82 70		
												332	H	UC Irvine	74 61		
												339	A	Cal St. Fullerton	63 59		
												339	H	Cal St. Fullerton	80 56		
												343	H	Air Force	66 40		
LAST 12 Division I GAMES:																	
122	A	Hawaii	50 70	143	H	Long Beach St.	62 75										
339	H	Cal St. Fullerton	80 56	196	A	Cal Poly	75 57										
196	H	Cal Poly	82 71	255	A	UC Santa Barbara	59 66										
339	A	Cal St. Fullerton	63 59	332	H	UC Irvine	74 61										
59	A	UC Riverside	73 80	122	H	Hawaii	60 58										
255	H	UC Santa Barbara	80 51	290	A	CSUN	75 52										

Non-Div I Games: Cal St. Monterey Ba91 36

UC Davis

■ Loss, 
 ■ Non-Conf, 
 ■ S Site, 
 ■ Home 
 ■ A Away 
 N Neutral

Average RPI Win:	333	WON-LOST	WINNING	LAST 10	STRENGTH OF	OPP. STRENGTH	TEAM	ADJ.	CONF.	ADJ CONF.
Average RPI Loss:	167	RECORD	PCT. RANK	GAMES	SCHEDULE	OF SCHEDULE	RPI	RPI	RPI	RPI
DIV. I ONLY	3- 21	338	1- 9	293	163	332	332	22	22	
DIV. I NON-CONF.	2- 11	306	0- 1	285	65	315	315	21	21	
TOTALS	RPI 1-25	RPI 26-50	W-L RECORDS	RPI 51-100	RPI 101-150	RPI 150+				
3- 21	0- 1	0- 3	OVERALL	0- 1	0- 3	3- 13				
1- 8	0- 0	0- 1	HOME	0- 0	0- 2	1- 5				
2- 12	0- 0	0- 0	AWAY	0- 0	0- 0	2- 1				
0- 1	0- 0	0- 1	NEUTRAL	0- 0	0- 0	0- 0				
2- 11	0- 1	0- 3	NON-CONFERENCE	0- 0	0- 0	2- 7				
1- 3	0- 0	0- 1	HOME	0- 0	0- 0	1- 2				
1- 7	0- 1	0- 1	AWAY	0- 0	0- 0	1- 5				
0- 1	0- 0	0- 1	NEUTRAL	0- 0	0- 0	0- 0				
1- 10	0- 0	0- 0	CONFERENCE	0- 1	0- 3	1- 6				
0- 5	0- 0	0- 0	HOME	0- 0	0- 2	0- 3				
1- 5	0- 0	0- 0	AWAY	0- 1	0- 1	1- 3				
0- 0	0- 0	0- 0	NEUTRAL	0- 0	0- 0	0- 0				

RPI 1-25				RPI 26-50				RPI 51-100				RPI 101+ Team's RPI: 332			
RPI	S	Opponent	Score	RPI	S	Opponent	Score	RPI	S	Opponent	Score	RPI	S	Opponent	Score
10	A	UCLA	48 83	39	A	Southern California	56 75	59	A	UC Riverside	69 93	122	A	Hawaii	35 59
				40	N	Princeton	42 83					122	H	Hawaii	65 83
				41	H	St. John's (NY)	63 85					143	H	Long Beach St.	65 71
												170	A	Sacramento St.	78 126
												182	A	UC Davis	61 74
												184	A	San Jose St.	58 79
												187	A	UNLV	52 72
												196	A	Cal Poly	38 50
												196	H	Cal Poly	54 72
												224	H	Grand Canyon	53 58
												238	A	Loyola Marymount	50 95
												245	A	CSU Bakersfield	39 65
												255	H	UC Santa Barbara	62 80
												277	H	Northern Ariz.	55 71
												290	A	CSUN	48 62
												290	H	CSUN	64 83
												329	A	Southern Utah	63 58
												331	H	Nevada	68 64
												339	A	Cal St. Fullerton	62 58
LAST 12 Division I GAMES:															
290	A	CSUN	48 62	122	H	Hawaii	65 83								
255	H	UC Santa Barbara	62 80	143	H	Long Beach St.	65 71								
196	A	Cal Poly	38 50	182	A	UC Davis	61 74								
122	A	Hawaii	35 59	196	H	Cal Poly	54 72								
290	H	CSUN	64 83	59	A	UC Riverside	69 93								
339	A	Cal St. Fullerton	62 58	245	A	CSU Bakersfield	39 65								

Non-Div I Games: San Diego Christian78 49

UC Irvine

■ Loss, 
 ■ Non-Conf, S Site, 
 ■ Home 
 ■ Away 
 N Neutral

## UC Riverside

Through Games Of Feb. 18, 2016

Average RPI Win:	223	WON-LOST	WINNING	LAST 10	STRENGTH OF	OPP. STRENGTH	TEAM	ADJ.	CONF.	ADJ CONF.
Average RPI Loss:	44	RECORD	PCT. RANK	GAMES	SCHEDULE	OF SCHEDULE	RPI	RPI	RPI	RPI
DIV. I ONLY	18- 7	60	10- 0	110	176	59	59	22	22	
DIV. I NON-CONF.	7- 7	160	1- 0	65	62	92	92	21	21	
TOTALS	RPI 1-25	RPI 26-50	W-L RECORDS	RPI 51-100	RPI 101-150	RPI 150+				
18- 7	0- 2	0- 2	OVERALL	0- 2	4- 1	14- 0				
9- 1	0- 1	0- 0	HOME	0- 0	2- 0	7- 0				
8- 6	0- 1	0- 2	AWAY	0- 2	2- 1	6- 0				
1- 0	0- 0	0- 0	NEUTRAL	0- 0	0- 0	1- 0				
7- 7	0- 2	0- 2	NON-CONFERENCE	0- 2	1- 1	6- 0				
3- 1	0- 1	0- 0	HOME	0- 0	1- 0	2- 0				
3- 6	0- 1	0- 2	AWAY	0- 2	0- 1	3- 0				
1- 0	0- 0	0- 0	NEUTRAL	0- 0	0- 0	1- 0				
11- 0	0- 0	0- 0	CONFERENCE	0- 0	3- 0	8- 0				
6- 0	0- 0	0- 0	HOME	0- 0	1- 0	5- 0				
5- 0	0- 0	0- 0	AWAY	0- 0	2- 0	3- 0				
0- 0	0- 0	0- 0	NEUTRAL	0- 0	0- 0	0- 0				

RPI 1-25				RPI 26-50				RPI 51-100				Team's RPI: 59				RPI 101+			
RPI	S	Opponent	Score	RPI	S	Opponent	Score	RPI	S	Opponent	Score	RPI	S	Opponent	Score	RPI	S	Opponent	Score
9	A	Oregon St.	65 86	27	A	UTEP	57 68	57	A	Oregon	81 95	101	A	San Francisco	76 88				
10	H	UCLA	56 70	30	A	Washington	43 78	76	A	California	58 64	122	A	Hawaii	77 74				
												138	H	Fresno St.	86 68				
												143	A	Long Beach St.	78 60				
												143	H	Long Beach St.	83 58				
												182	H	UC Davis	80 73				
												196	A	Cal Poly	75 62				
												196	H	Cal Poly	93 83				
												200	N	Southeast Mo. St.	85 67				
												224	A	Grand Canyon	85 67				
												238	H	Loyola Marymount	80 62				
												245	H	CSU Bakersfield	81 61				
												251	A	San Diego St.	85 68				
												255	A	UC Santa Barbara	83 53				
												255	H	UC Santa Barbara	92 81				
												261	A	Seattle	92 70				
												290	H	CSUN	83 76				
												332	H	UC Irvine	93 69				
												339	A	Cal St. Fullerton	90 43				

Non-Div I Games:

UC Riverside

■ Loss, 
 ■ Non-Conf, 
 ■ S Site, 
 ■ Home 
 ■ A Away 
 N Neutral

Average RPI Win:	<b>279</b>	WON-LOST	WINNING	LAST 10	STRENGTH OF	OPP. STRENGTH	TEAM	ADJ.	CONF.	ADJ CONF.
Average RPI Loss:	<b>134</b>	RECORD	PCT. RANK	GAMES	SCHEDULE	OF SCHEDULE	RPI	RPI	RPI	RPI
DIV. I ONLY	<b>9- 16</b>	<b>253</b>	<b>6- 4</b>	<b>233</b>	<b>224</b>	<b>255</b>	<b>255</b>	<b>22</b>	<b>22</b>	
DIV. I NON-CONF.	<b>2- 11</b>	<b>306</b>	<b>0- 0</b>	<b>204</b>	<b>183</b>	<b>309</b>	<b>309</b>	<b>21</b>	<b>21</b>	
TOTALS	RPI 1-25	RPI 26-50	W-L RECORDS	RPI 51-100	RPI 101-150	RPI 150+				
9- 16	0- 0	0- 0	OVERALL	0- 6	0- 5	9- 5				
6- 5	0- 0	0- 0	HOME	0- 2	0- 1	6- 2				
3- 11	0- 0	0- 0	AWAY	0- 4	0- 4	3- 3				
0- 0	0- 0	0- 0	NEUTRAL	0- 0	0- 0	0- 0				
2- 11	0- 0	0- 0	NON-CONFERENCE	0- 4	0- 3	2- 4				
2- 3	0- 0	0- 0	HOME	0- 1	0- 0	2- 2				
0- 8	0- 0	0- 0	AWAY	0- 3	0- 3	0- 2				
0- 0	0- 0	0- 0	NEUTRAL	0- 0	0- 0	0- 0				
7- 5	0- 0	0- 0	CONFERENCE	0- 2	0- 2	7- 1				
4- 2	0- 0	0- 0	HOME	0- 1	0- 1	4- 0				
3- 3	0- 0	0- 0	AWAY	0- 1	0- 1	3- 1				
0- 0	0- 0	0- 0	NEUTRAL	0- 0	0- 0	0- 0				

RPI S	Opponent	Score	RPI S	Opponent	Score	RPI S	Opponent	Score	RPI S	Opponent	Score	Team's RPI: 255
						56	A Santa Clara	48 66	122	H Hawaii	62 63	
						56	H Santa Clara	37 48	132	A LSU	50 68	
						57	A Oregon	51 79	133	A La.-Lafayette	42 61	
						59	A UC Riverside	81 92	135	A Idaho	42 64	
						59	H UC Riverside	53 83	143	A Long Beach St.	52 60	
						74	A Washington St.	44 61	182	A UC Davis	51 80	
									182	H UC Davis	66 59	
									195	H UTRGV	60 62	
									196	H Cal Poly	78 67	
									238	H Loyola Marymount	63 70	
									241	A Wyoming	67 76	
									245	H CSU Bakersfield	61 60	
									268	A Pepperdine	69 71	
									290	A CSUN	65 49	
									290	H CSUN	70 58	
									301	H Morehead St.	93 78	
									332	A UC Irvine	80 62	
									339	A Cal St. Fullerton	65 47	
									339	H Cal St. Fullerton	79 49	
LAST 12 Division I GAMES:												
290	H CSUN	70 58	59	A UC Riverside	81 92							
143	A Long Beach St.	52 60	182	H UC Davis	66 59							
332	A UC Irvine	80 62	290	A CSUN	65 49							
122	H Hawaii	62 63	339	A Cal St. Fullerton	65 47							
339	H Cal St. Fullerton	79 49	59	H UC Riverside	53 83							
182	A UC Davis	51 80	196	H Cal Poly	78 67							

Non-Div I Games: La Verne 89 41

UC Santa Barbara

■ Loss, 
 ■ Non-Conf, 
 ■ S Site, 
 ■ H Home 
 ■ A Away 
 N Neutral

UCF				STRENGTH OF SCHEDULE	OPP. STRENGTH OF SCHEDULE	TEAM RPI	ADJ. RPI	CONF. RPI	ADJ CONF. RPI
Average RPI Win:	234	WON-LOST RECORD	WINNING PCT. RANK						
Average RPI Loss:	120		LAST 10 GAMES						
DIV. I ONLY	5- 21	315	2- 8	127	89	271	271	9	9
DIV. I NON-CONF.	3- 8	258	0- 0	150	173	253	253	7	7
-----									
TOTALS	RPI 1-25		RPI 26-50	W-L RECORDS	RPI 51-100	RPI 101-150		RPI 150+	
5- 21	0- 3		0- 3	OVERALL	0- 3	0- 4		5- 8	
3- 10	0- 1		0- 2	HOME	0- 2	0- 2		3- 3	
2- 10	0- 1		0- 1	AWAY	0- 1	0- 2		2- 5	
0- 1	0- 1		0- 0	NEUTRAL	0- 0	0- 0		0- 0	
3- 8	0- 2		0- 1	NON-CONFERENCE	0- 0	0- 2		3- 3	
2- 4	0- 1		0- 1	HOME	0- 0	0- 1		2- 1	
1- 3	0- 0		0- 0	AWAY	0- 0	0- 1		1- 2	
0- 1	0- 1		0- 0	NEUTRAL	0- 0	0- 0		0- 0	
2- 13	0- 1		0- 2	CONFERENCE	0- 3	0- 2		2- 5	
1- 6	0- 0		0- 1	HOME	0- 2	0- 1		1- 2	
1- 7	0- 1		0- 1	AWAY	0- 1	0- 1		1- 3	
0- 0	0- 0		0- 0	NEUTRAL	0- 0	0- 0		0- 0	

RPI 1-25				RPI 26-50				RPI 51-100				RPI 101+ Team's RPI: 271			
RPI	S	Opponent	Score	RPI	S	Opponent	Score	RPI	S	Opponent	Score	RPI	S	Opponent	Score
3	A	UConn	51 106	41	H	St. John's (NY)	42 70	68	H	Temple	63 71	104	A	Memphis	59 75
16	H	Oklahoma St.	55 74	42	A	South Fla.	63 108	83	A	Tulane	54 75	104	H	Memphis	52 69
21	N	Florida	79 93	42	H	South Fla.	49 88	83	H	Tulane	53 65	128	A	Akron	54 74
												139	H	Buffalo	60 66
												154	A	SMU	50 65
												173	H	East Carolina	56 71
												183	A	Stetson	68 83
												185	A	South Ala.	77 36
												190	A	Tulsa	71 95
												190	H	Tulsa	75 74
												198	H	Butler	63 71
												209	A	Cincinnati	80 60
												209	H	Cincinnati	50 68
												260	A	Omaha	60 75
												269	A	Houston	55 64
												292	H	Florida A&M	93 55
												295	H	FIU	89 72
LAST 12 Division I GAMES:															
83	H	Tulane	53 65	104	A	Memphis	59 75								
190	A	Tulsa	71 95	42	H	South Fla.	49 88								
104	H	Memphis	52 69	3	A	UConn	51 106								
154	A	SMU	50 65	209	A	Cincinnati	80 60								
269	A	Houston	55 64	68	H	Temple	63 71								
190	H	Tulsa	75 74	83	A	Tulane	54 75								

Non-Div I Games:

UCF

■ Loss, 
 ■ Non-Conf, 
 ■ S Site, 
 ■ H Home 
 ■ A Away 
 N Neutral

Average RPI Win:	98	WON-LOST	WINNING	LAST 10	STRENGTH OF	OPP. STRENGTH	TEAM	ADJ.	CONF.	ADJ CONF.
Average RPI Loss:	26	RECORD	PCT. RANK	GAMES	SCHEDULE	OF SCHEDULE	RPI	RPI	RPI	RPI
DIV. I ONLY	19- 6	43	8- 2	7	1	10	10	1	1	
DIV. I NON-CONF.	8- 2	51	0- 0	17	15	12	12	1	1	
TOTALS	RPI 1-25	RPI 26-50	W-L RECORDS	RPI 51-100	RPI 101-150	RPI 150+				
19- 6	2- 3	4- 2	OVERALL	7- 1	1- 0	5- 0				
11- 1	2- 1	4- 0	HOME	3- 0	0- 0	2- 0				
7- 4	0- 0	0- 0	AWAY	4- 0	1- 0	2- 0				
1- 1	0- 1	0- 0	NEUTRAL	0- 0	0- 0	1- 0				
8- 2	0- 2	2- 0	NON-CONFERENCE	2- 0	0- 0	4- 0				
4- 1	0- 1	2- 0	HOME	0- 0	0- 0	2- 0				
3- 0	0- 0	0- 0	AWAY	2- 0	0- 0	1- 0				
1- 1	0- 1	0- 0	NEUTRAL	0- 0	0- 0	1- 0				
11- 4	2- 1	2- 2	CONFERENCE	5- 1	1- 0	1- 0				
7- 0	2- 0	2- 0	HOME	3- 0	0- 0	0- 0				
4- 4	0- 1	0- 2	AWAY	2- 1	1- 0	1- 0				
0- 0	0- 0	0- 0	NEUTRAL	0- 0	0- 0	0- 0				

RPI	S	Opponent	Score
1	N	Notre Dame	84 92
2	H	South Carolina	65 68
6	A	Arizona St.	61 65
8	H	Stanford	56 36
9	H	Oregon St.	71 51

RPI	S	Opponent	Score
30	A	Washington	56 64
30	H	Washington	63 59
37	H	James Madison	90 61
39	A	Southern California	68 71
39	H	Southern California	78 73
41	H	St. John's (NY)	73 58

RPI	S	Opponent	Score
57	H	Oregon	80 69
59	A	UC Riverside	70 56
66	A	Michigan	86 77
72	A	Utah	69 63
74	A	Washington St.	75 73
74	H	Washington St.	73 61
76	A	California	104 108
76	H	California	75 56

RPI	S	Opponent	Score
111	A	Arizona	73 39
170	A	Sacramento St.	109 76
176	N	Louisiana Tech	68 57
177	A	Colorado	82 64
245	H	CSU Bakersfield	82 68
332	H	UC Irvine	83 48

## LAST 12 Division I GAMES:

30	H	Washington	63 59	8	H	Stanford	56 36
74	H	Washington St.	73 61	76	H	California	75 56
111	A	Arizona	73 39	74	A	Washington St.	75 73
6	A	Arizona St.	61 65	30	A	Washington	56 64
72	A	Utah	69 63	39	A	Southern California	68 71
177	A	Colorado	82 64	9	H	Oregon St.	71 51

Non-Div I Games:

UCLA

Average RPI Win:	112	WON-LOST	WINNING	LAST 10	STRENGTH OF	OPP. STRENGTH	TEAM	ADJ.	CONF.	ADJ CONF.
Average RPI Loss:	0	RECORD	PCT. RANK	GAMES	SCHEDULE	OF SCHEDULE	RPI	RPI	RPI	RPI
DIV. I ONLY	25- 0	1	10- 0	28	25	3	3	9	9	
DIV. I NON-CONF.	11- 0	1	1- 0	1	1	1	1	7	7	
TOTALS	RPI 1-25	RPI 26-50	W-L RECORDS	RPI 51-100	RPI 101-150	RPI 150+				
25- 0	6- 0	2- 0	OVERALL	5- 0	3- 0	9- 0				
10- 0	1- 0	1- 0	HOME	2- 0	2- 0	4- 0				
13- 0	3- 0	1- 0	AWAY	3- 0	1- 0	5- 0				
2- 0	2- 0	0- 0	NEUTRAL	0- 0	0- 0	0- 0				
11- 0	6- 0	1- 0	NON-CONFERENCE	2- 0	1- 0	1- 0				
4- 0	1- 0	1- 0	HOME	1- 0	1- 0	0- 0				
5- 0	3- 0	0- 0	AWAY	1- 0	0- 0	1- 0				
2- 0	2- 0	0- 0	NEUTRAL	0- 0	0- 0	0- 0				
14- 0	0- 0	1- 0	CONFERENCE	3- 0	2- 0	8- 0				
6- 0	0- 0	0- 0	HOME	1- 0	1- 0	4- 0				
8- 0	0- 0	1- 0	AWAY	2- 0	1- 0	4- 0				
0- 0	0- 0	0- 0	NEUTRAL	0- 0	0- 0	0- 0				

RPI	S	Opponent	Score	RPI	S	Opponent	Score	RPI	S	Opponent	Score	RPI	S	Opponent	Score
1	H	Notre Dame	91 81	42	A	South Fla.	75 59	58	A	Chattanooga	79 31	104	A	Memphis	86 46
2	A	South Carolina	66 54	49	H	Kansas St.	97 57	68	A	Temple	85 60	104	H	Memphis	83 40
5	A	Ohio St.	100 56					68	H	Temple	104 49	132	H	LSU	86 40
12	N	Maryland	83 73					69	H	Nebraska	88 46	154	A	SMU	90 37
13	N	Florida St.	73 49					83	A	Tulane	96 38	173	H	East Carolina	92 46
20	A	DePaul	86 70									190	A	Tulsa	94 30
												190	H	Tulsa	95 35
												209	A	Cincinnati	107 45
												209	H	Cincinnati	88 34
												269	A	Houston	76 37
												271	H	UCF	106 51
												304	A	Colgate	94 50
LAST 12 Division I GAMES:															
209	H	Cincinnati	88 34	190	A	Tulsa	94 30								
68	A	Temple	85 60	154	A	SMU	90 37								
2	A	South Carolina	66 54	271	H	UCF	106 51								
173	H	East Carolina	92 46	68	H	Temple	104 49								
83	A	Tulane	96 38	104	A	Memphis	86 46								
104	H	Memphis	83 40	42	A	South Fla.	75 59								

Non-Div I Games:

UConn

■ Loss, 
 ■ Non-Conf, S Site, 
 ■ Home 
 ■ Away 
 N Neutral



Average RPI Win:	249	WON-LOST	WINNING	LAST 10	STRENGTH OF	OPP. STRENGTH	TEAM	ADJ.	CONF.	ADJ CONF.
Average RPI Loss:	124	RECORD	PCT. RANK	GAMES	SCHEDULE	OF SCHEDULE	RPI	RPI	RPI	RPI
DIV. I ONLY	16- 10	102	6- 4	254	209	162	162	15	15	
DIV. I NON-CONF.	9- 4	95	0- 0	305	235	165	165	18	18	
TOTALS	RPI 1-25	RPI 26-50	W-L RECORDS	RPI 51-100	RPI 101-150	RPI 150+				
16- 10	0- 0	0- 3	OVERALL	1- 2	1- 2	14- 3				
8- 5	0- 0	0- 2	HOME	1- 1	0- 1	7- 1				
7- 5	0- 0	0- 1	AWAY	0- 1	1- 1	6- 2				
1- 0	0- 0	0- 0	NEUTRAL	0- 0	0- 0	1- 0				
9- 4	0- 0	0- 1	NON-CONFERENCE	1- 0	0- 1	8- 2				
4- 2	0- 0	0- 1	HOME	1- 0	0- 0	3- 1				
4- 2	0- 0	0- 0	AWAY	0- 0	0- 1	4- 1				
1- 0	0- 0	0- 0	NEUTRAL	0- 0	0- 0	1- 0				
7- 6	0- 0	0- 2	CONFERENCE	0- 2	1- 1	6- 1				
4- 3	0- 0	0- 1	HOME	0- 1	0- 1	4- 0				
3- 3	0- 0	0- 1	AWAY	0- 1	1- 0	2- 1				
0- 0	0- 0	0- 0	NEUTRAL	0- 0	0- 0	0- 0				

RPI 1-25				RPI 26-50				RPI 51-100				RPI 101+				Team's RPI: 162	
RPI	S	Opponent	Score	RPI	S	Opponent	Score	RPI	S	Opponent	Score	RPI	S	Opponent	Score		
				34	H	Penn	46 81	80	A	Maine	55 65	106	A	Saint Joseph's	45 104		
				48	A	Albany (NY)	39 63	80	H	Maine	38 72	137	A	Stony Brook	69 65		
				48	H	Albany (NY)	42 77	85	H	Bucknell	65 52	137	H	Stony Brook	60 69		
												208	A	Hartford	57 65		
												208	H	Hartford	58 51		
												220	H	Columbia	68 70		
												227	A	Morgan St.	65 46		
												233	H	Binghamton	62 51		
												239	A	New Hampshire	65 55		
												250	A	Loyola Maryland	52 46		
												265	H	American	47 46		
												272	A	Coppin St.	68 61		
												278	H	La Salle	60 29		
												281	A	Towson	51 61		
												285	H	Rider	58 53		
												285	N	Rider	67 58		
												289	H	Vermont	85 48		
												294	A	UMES	55 52		
												318	A	UMass Lowell	68 44		
												318	H	UMass Lowell	68 52		
LAST 12 Division I GAMES:																	
				208	H	Hartford	58 51	233	H	Binghamton	62 51						
				318	H	UMass Lowell	68 52	208	A	Hartford	57 65						
				137	A	Stony Brook	69 65	318	A	UMass Lowell	68 44						
				80	H	Maine	38 72	137	H	Stony Brook	60 69						
				48	A	Albany (NY)	39 63	80	A	Maine	55 65						
				239	A	New Hampshire	65 55	48	H	Albany (NY)	42 77						

Non-Div I Games:

UMBC

■ Loss, 
 ■ Non-Conf, 
 ■ S Site, 
 ■ H Home 
 ■ A Away 
 N Neutral

UMES				STRENGTH OF SCHEDULE	OPP. STRENGTH OF SCHEDULE	TEAM RPI	ADJ. RPI	CONF. RPI	ADJ CONF. RPI
Average RPI Win:	286	WON-LOST RECORD	WINNING PCT. RANK						
Average RPI Loss:	194		LAST 10 GAMES						
DIV. I ONLY	7- 16	274	5- 5	290	315	294	294	31	31
DIV. I NON-CONF.	1- 10	330	0- 2	80	229	282	282	30	30
<hr/>									
TOTALS	RPI 1-25	RPI 26-50	W-L RECORDS	RPI 51-100	RPI 101-150	RPI 150+			
7- 16	0- 2	0- 0	OVERALL	0- 2	0- 1	7- 11			
3- 8	0- 1	0- 0	HOME	0- 1	0- 0	3- 6			
4- 8	0- 1	0- 0	AWAY	0- 1	0- 1	4- 5			
0- 0	0- 0	0- 0	NEUTRAL	0- 0	0- 0	0- 0			
1- 10	0- 2	0- 0	NON-CONFERENCE	0- 2	0- 1	1- 5			
1- 5	0- 1	0- 0	HOME	0- 1	0- 0	1- 3			
0- 5	0- 1	0- 0	AWAY	0- 1	0- 1	0- 2			
0- 0	0- 0	0- 0	NEUTRAL	0- 0	0- 0	0- 0			
6- 6	0- 0	0- 0	CONFERENCE	0- 0	0- 0	6- 6			
2- 3	0- 0	0- 0	HOME	0- 0	0- 0	2- 3			
4- 3	0- 0	0- 0	AWAY	0- 0	0- 0	4- 3			
0- 0	0- 0	0- 0	NEUTRAL	0- 0	0- 0	0- 0			

RPI 1-25				RPI 26-50				RPI 51-100				RPI 101+ Team's RPI: 294			
RPI	S	Opponent	Score	RPI	S	Opponent	Score	RPI	S	Opponent	Score	RPI	S	Opponent	Score
12	H	Maryland	30 106					87	H	Georgetown	60 71	134	A	Xavier	56 61
22	A	Duquesne	59 95					96	A	VCU	39 63	151	H	Hampton	55 76
												158	H	Old Dominion	52 69
												162	H	UMBC	52 55
												169	A	Northeastern	49 60
												211	H	USC Upstate	78 59
												227	H	Morgan St.	69 77
												249	A	N.C. A&T	56 50
												254	H	Bethune-Cookman	76 71
												272	A	Coppin St.	54 61
												288	A	UNCG	51 71
												298	A	Savannah St.	42 60
												306	A	South Carolina St.	63 56
												327	A	Howard	79 57
												327	H	Howard	62 59
												330	A	Delaware St.	70 61
												337	H	Mt. St. Mary's	50 57
												346	H	Norfolk St.	63 74
												349	A	N.C. Central	46 49
<hr/>															
LAST 12 Division I GAMES:															
327	A	Howard	79 57	254	H	Bethune-Cookman	76 71								
330	A	Delaware St.	70 61	306	A	South Carolina St.	63 56								
346	H	Norfolk St.	63 74	298	A	Savannah St.	42 60								
151	H	Hampton	55 76	227	H	Morgan St.	69 77								
327	H	Howard	62 59	288	A	UNCG	51 71								
272	A	Coppin St.	54 61	158	H	Old Dominion	52 69								

Non-Div I Games: Cheyney 76 46

UMES

■ Loss, 
 ■ Non-Conf, 
 ■ S Site, 
 ■ H Home 
 ■ A Away 
 N Neutral

Average RPI Win:	238	WON-LOST	WINNING	LAST 10	STRENGTH OF	OPP. STRENGTH	TEAM	ADJ.	CONF.	ADJ CONF.
Average RPI Loss:	221	RECORD	PCT. RANK	GAMES	SCHEDULE	OF SCHEDULE	RPI	RPI	RPI	RPI
DIV. I ONLY	7- 15	270	4- 6	332	239	300	300	25	25	
DIV. I NON-CONF.	3- 8	258	1- 0	331	231	318	318	25	25	
TOTALS	RPI 1-25	RPI 26-50	W-L RECORDS	RPI 51-100	RPI 101-150	RPI 150+				
7- 15	0- 0	0- 0	OVERALL	0- 1	0- 1	7- 13				
2- 7	0- 0	0- 0	HOME	0- 1	0- 0	2- 6				
5- 8	0- 0	0- 0	AWAY	0- 0	0- 1	5- 7				
0- 0	0- 0	0- 0	NEUTRAL	0- 0	0- 0	0- 0				
3- 8	0- 0	0- 0	NON-CONFERENCE	0- 0	0- 1	3- 7				
1- 3	0- 0	0- 0	HOME	0- 0	0- 0	1- 3				
2- 5	0- 0	0- 0	AWAY	0- 0	0- 1	2- 4				
0- 0	0- 0	0- 0	NEUTRAL	0- 0	0- 0	0- 0				
4- 7	0- 0	0- 0	CONFERENCE	0- 1	0- 0	4- 6				
1- 4	0- 0	0- 0	HOME	0- 1	0- 0	1- 3				
3- 3	0- 0	0- 0	AWAY	0- 0	0- 0	3- 3				
0- 0	0- 0	0- 0	NEUTRAL	0- 0	0- 0	0- 0				

RPI 1-25				RPI 26-50				RPI 51-100				RPI 101+				Team's RPI: 300	
RPI	S	Opponent	Score	RPI	S	Opponent	Score	RPI	S	Opponent	Score	RPI	S	Opponent	Score		
								95	H	New Mexico St.	62	68	107	A	Northwestern	38	80
													163	H	SIUE	58	63
													181	A	Milwaukee	48	70
													195	A	UTRGV	59	57
													195	H	UTRGV	53	62
													200	A	Southeast Mo. St.	65	78
													212	A	Kansas	47	44
													216	A	Utah Valley	71	79
													224	A	Grand Canyon	63	57
													224	H	Grand Canyon	59	68
													227	A	Morgan St.	59	50
													234	H	Indiana St.	47	77
													245	A	CSU Bakersfield	56	40
													245	H	CSU Bakersfield	68	78
													260	A	Omaha	42	57
													261	A	Seattle	63	69
													261	H	Seattle	64	43
													281	A	Towson	47	70
													303	H	Denver	68	58
													321	H	North Florida	55	62
													336	A	Chicago St.	72	77
LAST 12 Division I GAMES:																	
				224	H	Grand Canyon	59	68		216	A	Utah Valley	71	79			
				195	A	UTRGV	59	57		195	H	UTRGV	53	62			
				261	H	Seattle	64	43		95	H	New Mexico St.	62	68			
				245	H	CSU Bakersfield	68	78		245	A	CSU Bakersfield	56	40			
				336	A	Chicago St.	72	77		261	A	Seattle	63	69			
				224	A	Grand Canyon	63	57		227	A	Morgan St.	59	50			

Non-Div I Games: Stephens College 76 46 Bethany (KS) 64 51

UMKC

Loss, Non-Conf, S Site, H Home A Away N Neutral

Average RPI Win:	297	WON-LOST	WINNING	LAST 10	STRENGTH OF	OPP. STRENGTH	TEAM	ADJ.	CONF.	ADJ CONF.
Average RPI Loss:	174	RECORD	PCT. RANK	GAMES	SCHEDULE	OF SCHEDULE	RPI	RPI	RPI	RPI
DIV. I ONLY	4- 22	329	1- 9	231	243	318	318	15	15	
DIV. I NON-CONF.	3- 9	272	0- 0	261	285	291	291	18	18	
TOTALS	RPI 1-25	RPI 26-50	W-L RECORDS	RPI 51-100	RPI 101-150	RPI 150+				
4- 22	0- 1	0- 2	OVERALL	0- 2	0- 3	4- 14				
2- 10	0- 0	0- 1	HOME	0- 1	0- 1	2- 7				
2- 12	0- 0	0- 0	AWAY	0- 0	0- 0	2- 0				
0- 0	0- 0	0- 0	NEUTRAL	0- 0	0- 0	0- 0				
3- 9	0- 1	0- 1	NON-CONFERENCE	0- 0	0- 1	3- 6				
2- 2	0- 0	0- 0	HOME	0- 0	0- 0	2- 2				
1- 7	0- 1	0- 1	AWAY	0- 0	0- 1	1- 4				
0- 0	0- 0	0- 0	NEUTRAL	0- 0	0- 0	0- 0				
1- 13	0- 0	0- 1	CONFERENCE	0- 2	0- 2	1- 8				
0- 8	0- 0	0- 1	HOME	0- 1	0- 1	0- 5				
1- 5	0- 0	0- 0	AWAY	0- 1	0- 1	1- 3				
0- 0	0- 0	0- 0	NEUTRAL	0- 0	0- 0	0- 0				

RPI 1-25				RPI 26-50				RPI 51-100				RPI 101+ Team's RPI: 318			
RPI	S	Opponent	Score	RPI	S	Opponent	Score	RPI	S	Opponent	Score	RPI	S	Opponent	Score
12	A	Maryland	53 102	28	A	Miami (FL)	53 84	80	A	Maine	44 74	117	A	Boston College	55 66
				48	H	Albany (NY)	55 85	80	H	Maine	46 73	137	A	Stony Brook	46 60
												137	H	Stony Brook	50 64
												162	A	UMBC	52 68
												162	H	UMBC	44 68
												204	A	Rhode Island	64 72
												208	A	Hartford	59 72
												208	H	Hartford	70 75
												220	H	Columbia	57 67
												231	A	Massachusetts	58 84
												233	H	Binghamton	70 75
												237	H	Bryant	64 83
												239	A	New Hampshire	61 65
												239	H	New Hampshire	55 63
												243	H	Holy Cross	75 67
												267	A	Central Conn. St.	53 64
												289	A	Vermont	68 66
												289	H	Vermont	51 59
												295	A	FIU	68 71
												310	A	Fairleigh Dickinson	78 67
												347	H	Boston U.	70 57
LAST 12 Division I GAMES:															
239	H	New Hampshire	55 63	48	H	Albany (NY)	55 85	233	H	Binghamton	70 75				
162	A	UMBC	52 68					239	A	New Hampshire	61 65				
80	H	Maine	46 73					289	H	Vermont	51 59				
289	A	Vermont	68 66					162	H	UMBC	44 68				
137	A	Stony Brook	46 60					80	A	Maine	44 74				
208	H	Hartford	70 75												

Non-Div I Games:

UMass Lowell

■ Loss, 
 ■ Non-Conf, 
 ■ S Site, 
 ■ H Home 
 ■ A Away 
 N Neutral

## UNC Asheville

Through Games Of Feb. 18, 2016

Average RPI Win:	262	WON-LOST	WINNING	LAST 10	STRENGTH OF	OPP. STRENGTH	TEAM	ADJ.	CONF.	ADJ CONF.
Average RPI Loss:	173	RECORD	PCT. RANK	GAMES	SCHEDULE	OF SCHEDULE	RPI	RPI	RPI	RPI
DIV. I ONLY	19- 4	25	9- 1	334	278	123	123	28	28	
DIV. I NON-CONF.	5- 2	86	0- 0	341	267	181	181	29	29	
TOTALS	RPI 1-25	RPI 26-50	W-L RECORDS	RPI 51-100	RPI 101-150	RPI 150+				
19- 4	0- 0	0- 0	OVERALL	1- 1	0- 1	18- 2				
9- 1	0- 0	0- 0	HOME	1- 0	0- 0	8- 1				
10- 3	0- 0	0- 0	AWAY	0- 0	0- 0	10- 0				
0- 0	0- 0	0- 0	NEUTRAL	0- 0	0- 0	0- 0				
5- 2	0- 0	0- 0	NON-CONFERENCE	0- 0	0- 1	5- 1				
3- 0	0- 0	0- 0	HOME	0- 0	0- 0	3- 0				
2- 2	0- 0	0- 0	AWAY	0- 0	0- 1	2- 1				
0- 0	0- 0	0- 0	NEUTRAL	0- 0	0- 0	0- 0				
14- 2	0- 0	0- 0	CONFERENCE	1- 1	0- 0	13- 1				
6- 1	0- 0	0- 0	HOME	1- 0	0- 0	5- 1				
8- 1	0- 0	0- 0	AWAY	0- 1	0- 0	8- 0				
0- 0	0- 0	0- 0	NEUTRAL	0- 0	0- 0	0- 0				

RPI 1-25			RPI 26-50			RPI 51-100			RPI 101+ Team's RPI: 123		
RPI	S	Opponent	Score	RPI	S	Opponent	Score	RPI	S	Opponent	Score
								145	A	ETSU	68 74
						98 A Liberty	53 71	197	A	Radford	54 46
						98 H Liberty	56 51	197	H	Radford	58 48
								202	H	Gardner-Webb	56 58
								211	H	USC Upstate	68 59
								219	H	Furman	84 71
								222	A	Presbyterian	72 63
								222	H	Presbyterian	68 59
								247	A	High Point	82 81
								248	A	Clemson	49 67
								279	A	Campbell	72 58
								288	H	UNCG	95 52
								296	A	Coastal Caro.	63 52
								296	H	Coastal Caro.	77 69
								308	A	Western Caro.	67 45
								309	A	Wofford	70 63
								311	A	Winthrop	67 59
								311	H	Winthrop	63 55
								316	A	Charleston So.	58 50
								324	A	Longwood	61 54
								324	H	Longwood	81 42
LAST 12 Division I GAMES:											
						197 H Radford	58 48				
						98 H Liberty	56 51				
						324 A Longwood	61 54				
						296 H Coastal Caro.	77 69				
						311 A Winthrop	67 59				
						197 A Radford	54 46				
						222 H Presbyterian	68 59				
						247 A High Point	82 81				
						202 H Gardner-Webb	56 58				
						324 H Longwood	81 42				
						316 A Charleston So.	58 50				
						98 A Liberty	53 71				

Non-Div I Games: Montreat 89 41 Warren Wilson 108 47

UNC Asheville

Loss, Non-Conf, S Site, H Home A Away N Neutral

Average RPI Win:	306	WON-LOST	WINNING	LAST 10	STRENGTH OF	OPP. STRENGTH	TEAM	ADJ.	CONF.	ADJ CONF.
Average RPI Loss:	157	RECORD	PCT. RANK	GAMES	SCHEDULE	OF SCHEDULE	RPI	RPI	RPI	RPI
DIV. I ONLY	6- 18	291	0- 10	189	273	288	288	17	17	
DIV. I NON-CONF.	6- 6	160	0- 0	248	341	210	210	15	15	
TOTALS	RPI 1-25	RPI 26-50	W-L RECORDS	RPI 51-100	RPI 101-150	RPI 150+				
6- 18	0- 1	0- 0	OVERALL	0- 3	0- 7	6- 7				
4- 7	0- 0	0- 0	HOME	0- 1	0- 3	4- 3				
1- 11	0- 1	0- 0	AWAY	0- 2	0- 4	1- 4				
1- 0	0- 0	0- 0	NEUTRAL	0- 0	0- 0	1- 0				
6- 6	0- 1	0- 0	NON-CONFERENCE	0- 1	0- 1	6- 3				
4- 1	0- 0	0- 0	HOME	0- 0	0- 0	4- 1				
1- 5	0- 1	0- 0	AWAY	0- 1	0- 1	1- 2				
1- 0	0- 0	0- 0	NEUTRAL	0- 0	0- 0	1- 0				
0- 12	0- 0	0- 0	CONFERENCE	0- 2	0- 6	0- 4				
0- 6	0- 0	0- 0	HOME	0- 1	0- 3	0- 2				
0- 6	0- 0	0- 0	AWAY	0- 1	0- 3	0- 2				
0- 0	0- 0	0- 0	NEUTRAL	0- 0	0- 0	0- 0				

RPI 1-25				RPI 26-50				RPI 51-100				RPI 101+ Team's RPI: 288			
RPI	S	Opponent	Score	RPI	S	Opponent	Score	RPI	S	Opponent	Score	RPI	S	Opponent	Score
2	A	South Carolina	44 92					58	A	Chattanooga	61 72	112	A	Mercer	47 81
								58	H	Chattanooga	53 74	112	H	Mercer	78 86
								83	A	Tulane	53 74	123	A	UNC Asheville	52 95
												124	A	Samford	49 80
												124	H	Samford	52 57
												145	A	ETSU	73 89
												145	H	ETSU	77 80
												202	A	Gardner-Webb	57 59
												211	A	USC Upstate	61 84
												219	A	Furman	71 85
												219	H	Furman	59 75
												247	H	High Point	82 72
												276	H	Tennessee Tech	64 73
												291	N	Cleveland St.	55 51
												294	H	UMES	71 51
												308	A	Western Caro.	72 84
												309	H	Wofford	56 58
												324	H	Longwood	81 60
												333	A	New Orleans	81 79
												349	H	N.C. Central	103 56
LAST 12 Division I GAMES:															
219	A	Furman	71 85	219	H	Furman	59 75								
145	H	ETSU	77 80	309	H	Wofford	56 58								
58	H	Chattanooga	53 74	58	A	Chattanooga	61 72								
112	A	Mercer	47 81	145	A	ETSU	73 89								
124	A	Samford	49 80	124	H	Samford	52 57								
308	A	Western Caro.	72 84	112	H	Mercer	78 86								

Non-Div I Games: Barton 82 55 Pfeiffer 71 52 Francis Marion 63 66

UNCG

Loss, Non-Conf, S Site, H Home A Away N Neutral

Average RPI Win:	266	WON-LOST	WINNING	LAST 10	STRENGTH OF	OPP. STRENGTH	TEAM	ADJ.	CONF.	ADJ CONF.
Average RPI Loss:	118	RECORD	PCT. RANK	GAMES	SCHEDULE	OF SCHEDULE	RPI	RPI	RPI	RPI
DIV. I ONLY	6- 17	287	2- 8	148	160	257	257	13	13	
DIV. I NON-CONF.	3- 7	248	0- 0	162	212	231	231	12	12	
TOTALS	RPI 1-25	RPI 26-50	W-L RECORDS	RPI 51-100	RPI 101-150	RPI 150+				
6- 17	0- 0	0- 3	OVERALL	0- 7	1- 1	5- 6				
3- 9	0- 0	0- 1	HOME	0- 4	1- 1	2- 3				
3- 8	0- 0	0- 2	AWAY	0- 3	0- 0	3- 3				
0- 0	0- 0	0- 0	NEUTRAL	0- 0	0- 0	0- 0				
3- 7	0- 0	0- 2	NON-CONFERENCE	0- 2	1- 1	2- 2				
1- 4	0- 0	0- 1	HOME	0- 1	1- 1	0- 1				
2- 3	0- 0	0- 1	AWAY	0- 1	0- 0	2- 1				
0- 0	0- 0	0- 0	NEUTRAL	0- 0	0- 0	0- 0				
3- 10	0- 0	0- 1	CONFERENCE	0- 5	0- 0	3- 4				
2- 5	0- 0	0- 0	HOME	0- 3	0- 0	2- 2				
1- 5	0- 0	0- 1	AWAY	0- 2	0- 0	1- 2				
0- 0	0- 0	0- 0	NEUTRAL	0- 0	0- 0	0- 0				

RPI S	Opponent	Score	RPI S	Opponent	Score	RPI S	Opponent	Score	RPI S	Opponent	Score	Team's RPI: 257
31	H Ohio	59 75	58	H Chattanoogaoga	33 61	148	H Jacksonville	51 49				
37	A James Madison	40 60	67	H Hofstra	64 68	150	H Davidson	50 77				
45	A Duke	56 78	89	A Elon	53 70	169	H Northeastern	66 72				
			89	H Elon	60 67	174	A Delaware	59 67				
			90	A Drexel	60 66	183	H Stetson	49 52				
			90	H Drexel	57 71	206	A Richmond	53 63				
			96	A VCU	45 58	210	H Col. of Charleston	53 64				
						218	A William & Mary	65 77				
						218	H William & Mary	59 44				
						281	A Towson	52 49				
						281	H Towson	53 51				
						321	A North Florida	63 47				
						346	A Norfolk St.	61 57				
LAST 12 Division I GAMES:												
90	A Drexel	60 66	89	A Elon	53 70							
169	H Northeastern	66 72	218	A William & Mary	65 77							
218	H William & Mary	59 44	210	H Col. of Charleston	53 64							
90	H Drexel	57 71	67	H Hofstra	64 68							
37	A James Madison	40 60	281	A Towson	52 49							
281	H Towson	53 51	174	A Delaware	59 67							

Non-Div I Games: UNC Pembroke 68 43

UNCW

Loss, Non-Conf, S Site, H Home A Away N Neutral

U

I

I

I



Average RPI Win:	274	WON-LOST	WINNING	LAST 10	STRENGTH OF	OPP. STRENGTH	TEAM	ADJ.	CONF.	ADJ CONF.
Average RPI Loss:	108	RECORD	PCT. RANK	GAMES	SCHEDULE	OF SCHEDULE	RPI	RPI	RPI	RPI
DIV. I ONLY	13- 11	146	6- 4	249	208	187	187	19	19	
DIV. I NON-CONF.	6- 4	125	0- 0	280	204	186	186	20	20	
TOTALS	RPI 1-25	RPI 26-50	W-L RECORDS	RPI 51-100	RPI 101-150	RPI 150+				
13- 11	0- 0	0- 4	OVERALL	0- 0	0- 5	13- 2				
9- 3	0- 0	0- 1	HOME	0- 0	0- 2	9- 0				
4- 7	0- 0	0- 2	AWAY	0- 0	0- 3	4- 2				
0- 1	0- 0	0- 1	NEUTRAL	0- 0	0- 0	0- 0				
6- 4	0- 0	0- 2	NON-CONFERENCE	0- 0	0- 2	6- 0				
4- 1	0- 0	0- 0	HOME	0- 0	0- 1	4- 0				
2- 2	0- 0	0- 1	AWAY	0- 0	0- 1	2- 0				
0- 1	0- 0	0- 1	NEUTRAL	0- 0	0- 0	0- 0				
7- 7	0- 0	0- 2	CONFERENCE	0- 0	0- 3	7- 2				
5- 2	0- 0	0- 1	HOME	0- 0	0- 1	5- 0				
2- 5	0- 0	0- 1	AWAY	0- 0	0- 2	2- 2				
0- 0	0- 0	0- 0	NEUTRAL	0- 0	0- 0	0- 0				

RPI S	Opponent	Score	RPI S	Opponent	Score	RPI S	Opponent	Score	RPI S	Opponent	Score	Team's RPI: 187
27	N UTEP	52 60	39	A Southern California	42 73				108	H Drake	68 76	
46	A Colorado St.	52 83	46	H Colorado St.	56 64				138	A Fresno St.	54 58	
									138	H Fresno St.	52 57	
									143	A Long Beach St.	63 67	
									147	A Boise St.	56 75	
									166	H George Mason	67 59	
									172	A New Mexico	53 67	
									172	H New Mexico	57 48	
									184	A San Jose St.	61 69	
									203	H Utah St.	46 38	
									241	H Wyoming	66 37	
									251	A San Diego St.	55 41	
									268	H Pepperdine	83 63	
									269	A Houston	63 60	
									312	A A&M-Corpus Christi	65 51	
									329	H Southern Utah	79 44	
									331	H Nevada	65 59	
									332	H UC Irvine	72 52	
									343	A Air Force	60 56	
									343	H Air Force	62 51	
LAST 12 Division I GAMES:												
343	H Air Force	62 51	147	A Boise St.	56 75							
46	A Colorado St.	52 83	331	H Nevada	65 59							
184	A San Jose St.	61 69	203	H Utah St.	46 38							
138	H Fresno St.	52 57	343	A Air Force	60 56							
172	H New Mexico	57 48	172	A New Mexico	53 67							
251	A San Diego St.	55 41	241	H Wyoming	66 37							

Non-Div I Games: Cal St. San Marcos 62 43

UNLV

Average RPI Win:	300	WON-LOST	WINNING	LAST 10	STRENGTH OF	OPP. STRENGTH	TEAM	ADJ.	CONF.	ADJ CONF.
Average RPI Loss:	131	RECORD	PCT. RANK	GAMES	SCHEDULE	OF SCHEDULE	RPI	RPI	RPI	RPI
DIV. I ONLY	14- 9	108	7- 3	327	279	211	211	29	29	
DIV. I NON-CONF.	6- 6	160	1- 0	338	278	257	257	27	27	
TOTALS	RPI 1-25	RPI 26-50	W-L RECORDS	RPI 51-100	RPI 101-150	RPI 150+				
14- 9	0- 0	0- 0	OVERALL	0- 4	0- 3	14- 2				
7- 3	0- 0	0- 0	HOME	0- 1	0- 1	7- 1				
7- 6	0- 0	0- 0	AWAY	0- 3	0- 2	7- 1				
0- 0	0- 0	0- 0	NEUTRAL	0- 0	0- 0	0- 0				
6- 6	0- 0	0- 0	NON-CONFERENCE	0- 2	0- 2	6- 2				
3- 1	0- 0	0- 0	HOME	0- 0	0- 0	3- 1				
3- 5	0- 0	0- 0	AWAY	0- 2	0- 2	3- 1				
0- 0	0- 0	0- 0	NEUTRAL	0- 0	0- 0	0- 0				
8- 3	0- 0	0- 0	CONFERENCE	0- 2	0- 1	8- 0				
4- 2	0- 0	0- 0	HOME	0- 1	0- 1	4- 0				
4- 1	0- 0	0- 0	AWAY	0- 1	0- 0	4- 0				
0- 0	0- 0	0- 0	NEUTRAL	0- 0	0- 0	0- 0				

RPI S	Opponent	Score	RPI S	Opponent	Score	RPI S	Opponent	Score	RPI S	Opponent	Score	Team's RPI: 211
						62	A FGCU	43 54	116	A North Carolina	40 80	
						62	H FGCU	44 56	123	A UNC Asheville	59 68	
						66	A Michigan	61 119	148	H Jacksonville	43 49	
						86	A Georgia Tech	46 87	183	A Stetson	61 56	
									183	H Stetson	73 58	
									219	H Furman	63 75	
									288	H UNCG	84 61	
									294	A UMES	59 78	
									297	A Kennesaw St.	61 53	
									297	H Kennesaw St.	66 57	
									301	A Morehead St.	86 72	
									308	H Western Caro.	68 59	
									317	A IPFW	84 81	
									321	H North Florida	69 54	
									335	A Lipscomb	81 54	
									335	H Lipscomb	93 71	
									342	A NJIT	58 41	
									346	A Norfolk St.	82 62	
									349	H N.C. Central	68 46	
LAST 12 Division I GAMES:												
			62	H FGCU	44 56		321	H North Florida	69	54		
			183	H Stetson	73	58		148	H Jacksonville	43	49	
			297	A Kennesaw St.	61	53		183	A Stetson	61	56	
			335	H Lipscomb	93	71		62	A FGCU	43	54	
			297	H Kennesaw St.	66	57		342	A NJIT	58	41	
			335	A Lipscomb	81	54		308	H Western Caro.	68	59	

Non-Div I Games: Southern Wesleyan 84 51 Mars Hill 81 65 Bob Jones 96 46

USC Upstate

Loss, Non-Conf, S Site, H Home A Away N Neutral

Average RPI Win:	<b>248</b>	WON-LOST	WINNING	LAST 10	STRENGTH OF	OPP. STRENGTH	TEAM	ADJ.	CONF.	ADJ CONF.
Average RPI Loss:	<b>116</b>	RECORD	PCT. RANK	GAMES	SCHEDULE	OF SCHEDULE	RPI	RPI	RPI	RPI
DIV. I ONLY	<b>11- 12</b>	<b>186</b>	<b>5- 5</b>	<b>124</b>	<b>195</b>	<b>149</b>	<b>149</b>	<b>16</b>	<b>16</b>	
DIV. I NON-CONF.	<b>4- 5</b>	<b>193</b>	<b>0- 0</b>	<b>21</b>	<b>114</b>	<b>101</b>	<b>101</b>	<b>14</b>	<b>14</b>	
TOTALS	RPI 1-25	RPI 26-50	W-L RECORDS	RPI 51-100	RPI 101-150	RPI 150+				
11- 12	0- 1	0- 4	OVERALL	0- 0	1- 3	10- 4				
3- 7	0- 0	0- 3	HOME	0- 0	1- 2	2- 2				
8- 5	0- 1	0- 1	AWAY	0- 0	0- 1	8- 2				
0- 0	0- 0	0- 0	NEUTRAL	0- 0	0- 0	0- 0				
4- 5	0- 1	0- 3	NON-CONFERENCE	0- 0	1- 0	3- 1				
1- 3	0- 0	0- 2	HOME	0- 0	1- 0	0- 1				
3- 2	0- 1	0- 1	AWAY	0- 0	0- 0	3- 0				
0- 0	0- 0	0- 0	NEUTRAL	0- 0	0- 0	0- 0				
7- 7	0- 0	0- 1	CONFERENCE	0- 0	0- 3	7- 3				
2- 4	0- 0	0- 1	HOME	0- 0	0- 2	2- 1				
5- 3	0- 0	0- 0	AWAY	0- 0	0- 1	5- 2				
0- 0	0- 0	0- 0	NEUTRAL	0- 0	0- 0	0- 0				

RPI 1-25				RPI 26-50				RPI 51-100				RPI 101+ Team's RPI: 149			
RPI	S	Opponent	Score	RPI	S	Opponent	Score	RPI	S	Opponent	Score	RPI	S	Opponent	Score
4	A	Baylor	20 <b>62</b>	38	H	Seton Hall	54 <b>61</b>					130	H	Little Rock	55 <b>59</b>
				43	H	Arkansas St.	71 <b>78</b>					133	A	La.-Lafayette	52 <b>63</b>
				49	A	Kansas St.	41 <b>61</b>					133	H	La.-Lafayette	42 <b>59</b>
				50	H	Western Ky.	64 <b>73</b>					148	H	Jacksonville	56 54
												168	H	McNeese St.	57 <b>63</b>
												185	A	South Ala.	55 <b>59</b>
												189	A	Troy	71 <b>88</b>
												214	A	Texas St.	80 48
												228	A	Stephen F. Austin	67 63
												246	A	Houston Baptist	64 40
												253	A	UTSA	51 47
												266	A	Appalachian St.	76 45
												266	H	Appalachian St.	65 58
												274	A	Georgia St.	74 45
												274	H	Georgia St.	63 <b>68</b>
												275	A	Ga. Southern	53 41
												275	H	Ga. Southern	70 31
												284	A	La.-Monroe	60 50
LAST 12 Division I GAMES:															
133	H	La.-Lafayette	42 <b>59</b>	284	A	La.-Monroe	60 50								
266	H	Appalachian St.	65 58	130	H	Little Rock	55 <b>59</b>								
214	A	Texas St.	80 48	43	H	Arkansas St.	71 <b>78</b>								
274	A	Georgia St.	74 45	185	A	South Ala.	55 <b>59</b>								
275	A	Ga. Southern	53 41	189	A	Troy	71 <b>88</b>								
133	A	La.-Lafayette	52 <b>63</b>	266	A	Appalachian St.	76 45								

Non-Div I Games: Missouri Valley 96 30

UT Arlington

■ Loss, 
 ■ Non-Conf, S Site, 
 ■ Home 
 ■ Away 
 N Neutral

Average RPI Win:	223	WON-LOST	WINNING	LAST 10	STRENGTH OF	OPP. STRENGTH	TEAM	ADJ.	CONF.	ADJ CONF.
Average RPI Loss:	108	RECORD	PCT. RANK	GAMES	SCHEDULE	OF SCHEDULE	RPI	RPI	RPI	RPI
DIV. I ONLY	18- 8	71	9- 1	223	165	94	94	24	24	
DIV. I NON-CONF.	7- 6	156	0- 0	119	42	103	103	23	23	
TOTALS	RPI 1-25	RPI 26-50	W-L RECORDS	RPI 51-100	RPI 101-150	RPI 150+				
18- 8	0- 1	0- 1	OVERALL	0- 3	4- 0	14- 3				
9- 1	0- 0	0- 1	HOME	0- 0	2- 0	7- 0				
8- 7	0- 1	0- 0	AWAY	0- 3	1- 0	7- 3				
1- 0	0- 0	0- 0	NEUTRAL	0- 0	1- 0	0- 0				
7- 6	0- 1	0- 1	NON-CONFERENCE	0- 3	3- 0	4- 1				
3- 1	0- 0	0- 1	HOME	0- 0	1- 0	2- 0				
3- 5	0- 1	0- 0	AWAY	0- 3	1- 0	2- 1				
1- 0	0- 0	0- 0	NEUTRAL	0- 0	1- 0	0- 0				
11- 2	0- 0	0- 0	CONFERENCE	0- 0	1- 0	10- 2				
6- 0	0- 0	0- 0	HOME	0- 0	1- 0	5- 0				
5- 2	0- 0	0- 0	AWAY	0- 0	0- 0	5- 2				
0- 0	0- 0	0- 0	NEUTRAL	0- 0	0- 0	0- 0				

RPI 1-25				RPI 26-50				RPI 51-100				Team's RPI: 94	RPI 101+			
RPI	S	Opponent	Score	RPI	S	Opponent	Score	RPI	S	Opponent	Score		RPI	S	Opponent	Score
18	A	Louisville	66 88	43	H	Arkansas St.	74 76	55	A	Iowa	56 62		102	H	Belmont	81 79
								58	A	Chattanooga	46 61		124	H	Samford	52 50
								75	A	Vanderbilt	61 64		129	N	North Dakota	84 58
													141	A	Southern Ill.	70 63
													157	A	Illinois	74 94
													159	H	Alabama	83 65
													163	A	SIUE	85 79
													186	A	Eastern Ky.	61 70
													200	A	Southeast Mo. St.	84 74
													200	H	Southeast Mo. St.	95 65
													209	A	Cincinnati	63 57
													259	H	Miami (OH)	74 47
													262	H	Murray St.	92 62
													264	H	Tennessee St.	77 50
													270	A	Austin Peay	70 80
													270	H	Austin Peay	75 51
													276	H	Tennessee Tech	67 53
													283	A	Jacksonville St.	63 53
													301	A	Morehead St.	85 67
													323	A	Evansville	75 48
													340	A	Eastern Ill.	65 39
LAST 12 Division I GAMES:																
102	H	Belmont	81 79	264	H	Tennessee St.	77 50									
270	A	Austin Peay	70 80	200	A	Southeast Mo. St.	84 74									
200	H	Southeast Mo. St.	95 65	340	A	Eastern Ill.	65 39									
163	A	SIUE	85 79	283	A	Jacksonville St.	63 53									
270	H	Austin Peay	75 51	276	H	Tennessee Tech	67 53									
262	H	Murray St.	92 62	301	A	Morehead St.	85 67									

Non-Div I Games:

UT Martin

U  
T  
E  
PU  
T  
E  
P

UTEP

Page 317

Average RPI Win:	265	WON-LOST	WINNING	LAST 10	STRENGTH OF	OPP. STRENGTH	TEAM	ADJ.	CONF.	ADJ CONF.
Average RPI Loss:	148	RECORD	PCT. RANK	GAMES	SCHEDULE	OF SCHEDULE	RPI	RPI	RPI	RPI
DIV. I ONLY	12- 11	163	6- 4	303	198	195	195	25	25	
DIV. I NON-CONF.	5- 7	198	0- 1	267	96	184	184	25	25	
TOTALS	RPI 1-25	RPI 26-50	W-L RECORDS	RPI 51-100	RPI 101-150	RPI 150+				
12- 11	0- 2	0- 1	OVERALL	0- 3	0- 0	12- 5				
4- 3	0- 0	0- 0	HOME	0- 1	0- 0	4- 2				
7- 7	0- 2	0- 1	AWAY	0- 2	0- 0	7- 2				
1- 1	0- 0	0- 0	NEUTRAL	0- 0	0- 0	1- 1				
5- 7	0- 2	0- 1	NON-CONFERENCE	0- 2	0- 0	5- 2				
1- 0	0- 0	0- 0	HOME	0- 0	0- 0	1- 0				
3- 6	0- 2	0- 1	AWAY	0- 2	0- 0	3- 1				
1- 1	0- 0	0- 0	NEUTRAL	0- 0	0- 0	1- 1				
7- 4	0- 0	0- 0	CONFERENCE	0- 1	0- 0	7- 3				
3- 3	0- 0	0- 0	HOME	0- 1	0- 0	3- 2				
4- 1	0- 0	0- 0	AWAY	0- 0	0- 0	4- 1				
0- 0	0- 0	0- 0	NEUTRAL	0- 0	0- 0	0- 0				

RPI 1-25				RPI 26-50				RPI 51-100				RPI 101+ Team's RPI: 195			
RPI	S	Opponent	Score	RPI	S	Opponent	Score	RPI	S	Opponent	Score	RPI	S	Opponent	Score
16	A	Oklahoma St.	54 78	49	A	Kansas St.	43 61	92	A	TCU	67 71	173	N	East Carolina	59 70
17	A	Syracuse	32 91					95	H	New Mexico St.	57 68	196	N	Cal Poly	66 58
								97	A	Eastern Mich.	56 78	216	A	Utah Valley	57 71
												216	H	Utah Valley	61 48
												224	A	Grand Canyon	68 66
												224	H	Grand Canyon	52 28
												245	H	CSU Bakersfield	60 46
												255	A	UC Santa Barbara	62 60
												261	A	Seattle	76 71
												261	H	Seattle	71 74
												269	A	Houston	55 45
												300	A	UMKC	62 53
												300	H	UMKC	57 59
												312	A	A&M-Corpus Christi	46 49
												325	A	Incarnate Word	68 50
												325	H	Incarnate Word	60 47
												336	A	Chicago St.	64 56
LAST 12 Division I GAMES:															
261	A	Seattle	76 71	245	H	CSU Bakersfield	60 46	300	A	UMKC	62 53				
300	H	UMKC	57 59	336	A	Chicago St.	64 56	216	H	Utah Valley	61 48				
224	A	Grand Canyon	68 66	224	H	Grand Canyon	52 28								
216	A	Utah Valley	57 71												
95	H	New Mexico St.	57 68												
261	H	Seattle	71 74	17	A	Syracuse	32 91								

Non-Div I Games: Concordia (TX) 90 44 Evangel 75 60 Texas Lutheran 90 38

UTRGV

Loss, Non-Conf, S Site, H Home A Away N Neutral

Average RPI Win: <b>223</b>	WON-LOST	WINNING	LAST 10	STRENGTH OF	OPP. STRENGTH	TEAM	ADJ.	CONF.	ADJ CONF.
Average RPI Loss: <b>143</b>	RECORD	PCT. RANK	GAMES	SCHEDULE	OF SCHEDULE	RPI	RPI	RPI	RPI
DIV. I ONLY	6- 16	284	3- 7	130	158	253	253	12	12
DIV. I NON-CONF.	2- 6	272	0- 0	41	254	229	229	10	10
TOTALS	RPI 1-25	RPI 26-50	W-L RECORDS	RPI 51-100	RPI 101-150	RPI 150+			
6- 16	0- 2	0- 2	OVERALL	0- 2	1- 2	5- 8			
5- 5	0- 0	0- 0	HOME	0- 1	1- 1	4- 3			
1- 11	0- 2	0- 2	AWAY	0- 1	0- 1	1- 5			
0- 0	0- 0	0- 0	NEUTRAL	0- 0	0- 0	0- 0			
2- 6	0- 2	0- 0	NON-CONFERENCE	0- 1	0- 1	2- 2			
2- 2	0- 0	0- 0	HOME	0- 0	0- 1	2- 1			
0- 4	0- 2	0- 0	AWAY	0- 1	0- 0	0- 1			
0- 0	0- 0	0- 0	NEUTRAL	0- 0	0- 0	0- 0			
4- 10	0- 0	0- 2	CONFERENCE	0- 1	1- 1	3- 6			
3- 3	0- 0	0- 0	HOME	0- 1	1- 0	2- 2			
1- 7	0- 0	0- 2	AWAY	0- 0	0- 1	1- 4			
0- 0	0- 0	0- 0	NEUTRAL	0- 0	0- 0	0- 0			

RPI 1-25				RPI 26-50				RPI 51-100				RPI 101+ Team's RPI: 253			
RPI	S	Opponent	Score	RPI	S	Opponent	Score	RPI	S	Opponent	Score	RPI	S	Opponent	Score
7	A	Texas	53 <b>90</b>	27	A	UTEP	55 <b>62</b>	63	A	Abilene Christian	60 <b>79</b>	140	H	UAB	54 52
24	A	Oklahoma	41 <b>80</b>	50	A	Western Ky.	65 <b>72</b>	73	H	Middle Tenn.	63 <b>74</b>	144	A	Marshall	76 <b>80</b>
												149	H	UT Arlington	47 <b>51</b>
												153	H	Southern Miss.	47 41
												176	A	Louisiana Tech	66 <b>75</b>
												176	H	Louisiana Tech	72 <b>82</b>
												192	A	Fla. Atlantic	51 <b>64</b>
												192	H	Fla. Atlantic	57 54
												214	A	Texas St.	64 <b>72</b>
												217	A	North Texas	58 <b>68</b>
												230	A	Rice	48 <b>49</b>
												244	H	Texas Southern	44 <b>59</b>
												246	H	Houston Baptist	79 50
												295	A	FIU	63 52
												295	H	FIU	54 <b>59</b>
												313	H	Illinois St.	77 51
LAST 12 Division I GAMES:															
176	A	Louisiana Tech	66 <b>75</b>	176	H	Louisiana Tech	72 <b>82</b>								
295	H	FIU	54 <b>59</b>	192	A	Fla. Atlantic	51 <b>64</b>								
192	H	Fla. Atlantic	57 54	295	A	FIU	63 52								
144	A	Marshall	76 <b>80</b>	27	A	UTEP	55 <b>62</b>								
50	A	Western Ky.	65 <b>72</b>	73	H	Middle Tenn.	63 <b>74</b>								
153	H	Southern Miss.	47 41	140	H	UAB	54 52								

Non-Div I Games: Howard Payne 106 65 Tex. A&M-Kingsville 88 51

UTSA

Loss, Non-Conf, S Site, H Home A Away N Neutral

Average RPI Win:	152	WON-LOST	WINNING	LAST 10	STRENGTH OF	OPP. STRENGTH	TEAM	ADJ.	CONF.	ADJ CONF.
Average RPI Loss:	32	RECORD	PCT. RANK	GAMES	SCHEDULE	OF SCHEDULE	RPI	RPI	RPI	RPI
DIV. I ONLY	14- 11	136	3- 7	37	23	72	72	1	1	
DIV. I NON-CONF.	8- 3	77	0- 0	104	134	82	82	1	1	
<hr/>										
TOTALS	RPI 1-25	RPI 26-50	W-L RECORDS	RPI 51-100	RPI 101-150	RPI 150+				
14- 11	0- 7	1- 1	OVERALL	3- 2	3- 1	7- 0				
10- 4	0- 2	1- 1	HOME	2- 1	2- 0	5- 0				
4- 5	0- 4	0- 0	AWAY	1- 1	1- 0	2- 0				
0- 2	0- 1	0- 0	NEUTRAL	0- 0	0- 1	0- 0				
8- 3	0- 2	0- 0	NON-CONFERENCE	1- 0	2- 1	5- 0				
7- 0	0- 0	0- 0	HOME	1- 0	2- 0	4- 0				
1- 1	0- 1	0- 0	AWAY	0- 0	0- 0	1- 0				
0- 2	0- 1	0- 0	NEUTRAL	0- 0	0- 1	0- 0				
6- 8	0- 5	1- 1	CONFERENCE	2- 2	1- 0	2- 0				
3- 4	0- 2	1- 1	HOME	1- 1	0- 0	1- 0				
3- 4	0- 3	0- 0	AWAY	1- 1	1- 0	1- 0				
0- 0	0- 0	0- 0	NEUTRAL	0- 0	0- 0	0- 0				

RPI 1-25				RPI 26-50				RPI 51-100 Team's RPI: 72				RPI 101+			
RPI	S	Opponent	Score	RPI	S	Opponent	Score	RPI	S	Opponent	Score	RPI	S	Opponent	Score
6	A	Arizona St.	60 80	30	H	Washington	88 83	57	A	Oregon	58 69	111	A	Arizona	60 55
8	A	Stanford	52 72	39	H	Southern California	59 70	57	H	Oregon	65 77	117	N	Boston College	51 76
9	A	Oregon St.	53 72					74	H	Washington St.	73 71	138	H	Fresno St.	78 63
9	H	Oregon St.	53 62					76	A	California	84 79	142	H	Creighton	74 58
10	H	UCLA	63 69					78	H	South Dakota	66 59	166	H	George Mason	74 62
11	A	BYU	59 73									177	A	Colorado	76 68
24	N	Oklahoma	55 70									177	H	Colorado	71 55
<hr/>															
LAST 12 Division I GAMES:															
		9	A	Oregon St.	53	72		57	H	Oregon	65	77			
		57	A	Oregon	58	69		9	H	Oregon St.	53	62			
		177	A	Colorado	76	68		6	A	Arizona St.	60	80			
		177	H	Colorado	71	55		111	A	Arizona	60	55			
		10	H	UCLA	63	69		76	A	California	84	79			
		39	H	Southern California	59	70		8	A	Stanford	52	72			

Non-Div I Games:

Utah

■ Loss, 
 ■ Non-Conf, S Site, 
 ■ Home 
 ■ Away 
 N Neutral



Average RPI Win:	248	WON-LOST	WINNING	LAST 10	STRENGTH OF	OPP. STRENGTH	TEAM	ADJ.	CONF.	ADJ CONF.
Average RPI Loss:	137	RECORD	PCT. RANK	GAMES	SCHEDULE	OF SCHEDULE	RPI	RPI	RPI	RPI
DIV. I ONLY	9- 13	232	5- 5	161	199	203	203	19	19	
DIV. I NON-CONF.	3- 6	234	0- 0	184	138	214	214	20	20	
TOTALS	RPI 1-25	RPI 26-50	W-L RECORDS	RPI 51-100	RPI 101-150	RPI 150+				
9- 13	0- 1	0- 2	OVERALL	0- 1	0- 2	9- 7				
4- 5	0- 0	0- 1	HOME	0- 1	0- 1	4- 2				
4- 8	0- 1	0- 1	AWAY	0- 0	0- 1	4- 5				
1- 0	0- 0	0- 0	NEUTRAL	0- 0	0- 0	1- 0				
3- 6	0- 1	0- 0	NON-CONFERENCE	0- 1	0- 0	3- 4				
1- 2	0- 0	0- 0	HOME	0- 1	0- 0	1- 1				
1- 4	0- 1	0- 0	AWAY	0- 0	0- 0	1- 3				
1- 0	0- 0	0- 0	NEUTRAL	0- 0	0- 0	1- 0				
6- 7	0- 0	0- 2	CONFERENCE	0- 0	0- 2	6- 3				
3- 3	0- 0	0- 1	HOME	0- 0	0- 1	3- 1				
3- 4	0- 0	0- 1	AWAY	0- 0	0- 1	3- 2				
0- 0	0- 0	0- 0	NEUTRAL	0- 0	0- 0	0- 0				

RPI 1-25				RPI 26-50				RPI 51-100				RPI 101+ Team's RPI: 203			
RPI	S	Opponent	Score	RPI	S	Opponent	Score	RPI	S	Opponent	Score	RPI	S	Opponent	Score
11	A	BYU	69 81	46	A	Colorado St.	64 91	72	H	Utah	61 64	147	A	Boise St.	78 84
				46	H	Colorado St.	49 69					147	H	Boise St.	58 63
												164	A	Northern Colo.	60 74
												167	H	Pacific	78 70
												170	H	Sacramento St.	86 95
												172	A	New Mexico	70 73
												172	H	New Mexico	72 56
												184	H	San Jose St.	74 86
												187	A	UNLV	38 46
												215	A	Montana	70 86
												216	A	Utah Valley	76 72
												226	A	Idaho St.	67 81
												241	H	Wyoming	84 75
												251	A	San Diego St.	55 36
												251	H	San Diego St.	72 59
												264	N	Tennessee St.	63 46
												331	A	Nevada	79 66
												343	A	Air Force	66 53
LAST 12 Division I GAMES:															
46	A	Colorado St.	64 91	187	A	UNLV	38 46								
172	A	New Mexico	70 73	46	H	Colorado St.	49 69								
241	H	Wyoming	84 75	343	A	Air Force	66 53								
147	H	Boise St.	58 63	172	H	New Mexico	72 56								
331	A	Nevada	79 66	147	A	Boise St.	78 84								
251	H	San Diego St.	72 59	251	A	San Diego St.	55 36								

Non-Div I Games: Westminster (UT) 74 67 Haskell 90 63

Utah St.

Loss, Non-Conf, S Site, H Home A Away N Neutral

## Utah Valley

Through Games Of Feb. 18, 2016

Average RPI Win:	258	WON-LOST	WINNING	LAST 10	STRENGTH OF	OPP. STRENGTH	TEAM	ADJ.	CONF.	ADJ CONF.
Average RPI Loss:	160	RECORD	PCT. RANK	GAMES	SCHEDULE	OF SCHEDULE	RPI	RPI	RPI	RPI
DIV. I ONLY	11- 13	195	6- 4	200	289	216	216	25	25	
DIV. I NON-CONF.	5- 8	209	0- 1	147	299	201	201	25	25	
TOTALS	RPI 1-25	RPI 26-50	W-L RECORDS	RPI 51-100	RPI 101-150	RPI 150+				
11- 13	0- 1	0- 0	OVERALL	0- 3	2- 0	9- 9				
6- 5	0- 0	0- 0	HOME	0- 1	1- 0	5- 4				
5- 7	0- 1	0- 0	AWAY	0- 2	1- 0	4- 4				
0- 1	0- 0	0- 0	NEUTRAL	0- 0	0- 0	0- 1				
5- 8	0- 1	0- 0	NON-CONFERENCE	0- 1	2- 0	3- 6				
2- 3	0- 0	0- 0	HOME	0- 0	1- 0	1- 3				
3- 4	0- 1	0- 0	AWAY	0- 1	1- 0	2- 2				
0- 1	0- 0	0- 0	NEUTRAL	0- 0	0- 0	0- 1				
6- 5	0- 0	0- 0	CONFERENCE	0- 2	0- 0	6- 3				
4- 2	0- 0	0- 0	HOME	0- 1	0- 0	4- 1				
2- 3	0- 0	0- 0	AWAY	0- 1	0- 0	2- 2				
0- 0	0- 0	0- 0	NEUTRAL	0- 0	0- 0	0- 0				

RPI 1-25				RPI 26-50				RPI 51-100				RPI 101+ Team's RPI: 216			
RPI	S	Opponent	Score	RPI	S	Opponent	Score	RPI	S	Opponent	Score	RPI	S	Opponent	Score
11	A	BYU	62 78					57	A	Oregon	68 79	101	H	San Francisco	94 88
								95	A	New Mexico St.	68 73	147	A	Boise St.	72 70
								95	H	New Mexico St.	53 59	159	N	Alabama	60 67
												182	H	UC Davis	55 59
												187	A	Eastern Wash.	64 68
												195	A	UTRGV	48 61
												195	H	UTRGV	71 57
												199	A	Weber St.	56 61
												203	H	Utah St.	72 76
												224	H	Grand Canyon	53 61
												226	H	Idaho St.	47 56
												245	A	CSU Bakersfield	54 61
												245	H	CSU Bakersfield	72 53
												260	A	Omaha	74 59
												261	A	Seattle	61 44
												300	H	UMKC	79 71
												329	H	Southern Utah	70 58
												331	A	Nevada	73 65
												336	A	Chicago St.	69 62
												336	H	Chicago St.	74 46
LAST 12 Division I GAMES:															
336	A	Chicago St.	69 62	336	H	Chicago St.	74 46								
245	H	CSU Bakersfield	72 53	300	H	UMKC	79 71								
95	H	New Mexico St.	53 59	224	H	Grand Canyon	53 61								
195	H	UTRGV	71 57	195	A	UTRGV	48 61								
245	A	CSU Bakersfield	54 61	95	A	New Mexico St.	68 73								
261	A	Seattle	61 44	182	H	UC Davis	55 59								

Non-Div I Games: Bethesda (CA) 91 64 Dixie St. 77 63

Utah Valley

Loss, Non-Conf, S Site, H Home A Away N Neutral

Average RPI Win:	195	WON-LOST	WINNING	LAST 10	STRENGTH OF	OPP. STRENGTH	TEAM	ADJ.	CONF.	ADJ CONF.
Average RPI Loss:	118	RECORD	PCT. RANK	GAMES	SCHEDULE	OF SCHEDULE	RPI	RPI	RPI	RPI
DIV. I ONLY	18- 8	71	6- 4	151	155	96	96	7	7	
DIV. I NON-CONF.	11- 2	28	0- 0	166	298	54	54	8	8	
TOTALS	RPI 1-25	RPI 26-50	W-L RECORDS	RPI 51-100	RPI 101-150	RPI 150+				
18- 8	1- 1	1- 0	OVERALL	1- 1	1- 4	14- 2				
10- 4	0- 1	1- 0	HOME	0- 1	0- 2	9- 0				
8- 3	1- 0	0- 0	AWAY	1- 0	1- 0	5- 1				
0- 1	0- 0	0- 0	NEUTRAL	0- 0	0- 1	0- 0				
11- 2	1- 0	0- 0	NON-CONFERENCE	0- 0	1- 2	9- 0				
7- 0	0- 0	0- 0	HOME	0- 0	0- 0	7- 0				
4- 1	1- 0	0- 0	AWAY	0- 0	1- 1	2- 0				
0- 1	0- 0	0- 0	NEUTRAL	0- 0	0- 1	0- 0				
7- 6	0- 1	1- 0	CONFERENCE	1- 1	0- 2	5- 2				
3- 4	0- 1	1- 0	HOME	0- 1	0- 2	2- 0				
4- 2	0- 0	0- 0	AWAY	1- 0	0- 0	3- 2				
0- 0	0- 0	0- 0	NEUTRAL	0- 0	0- 0	0- 0				

RPI 1-25				RPI 26-50				RPI 51-100				Team's RPI: 96	RPI 101+			
RPI	S	Opponent	Score	RPI	S	Opponent	Score	RPI	S	Opponent	Score		RPI	S	Opponent	Score
6	A	Arizona St.	57 48	33	H	St. Bonaventure	52 47	60	A	Dayton	74 72		106	H	Saint Joseph's	63 66
22	H	Duquesne	67 71					61	H	Saint Louis	72 77		110	N	Toledo	61 80
													115	A	Iona	74 58
													125	A	IUPUI	69 70
													150	H	Davidson	50 56
													158	H	Old Dominion	74 54
													166	A	George Mason	54 70
													175	H	Fordham	61 51
													204	A	Rhode Island	49 36
													206	A	Richmond	50 62
													206	H	Richmond	53 42
													218	H	William & Mary	73 47
													219	H	Furman	67 45
													231	A	Massachusetts	74 66
													247	A	High Point	69 39
													249	A	N.C. A&T	64 49
													257	H	UNCW	58 45
													272	H	Coppin St.	73 42
													278	A	La Salle	84 76
													279	H	Campbell	57 34
													294	H	UMES	63 39
LAST 12 Division I GAMES:																
204	A	Rhode Island	49 36	206	H	Richmond	53 42									
206	A	Richmond	50 62	166	A	George Mason	54 70									
278	A	La Salle	84 76	150	H	Davidson	50 56									
33	H	St. Bonaventure	52 47	60	A	Dayton	74 72									
22	H	Duquesne	67 71	106	H	Saint Joseph's	63 66									
175	H	Fordham	61 51	61	H	Saint Louis	72 77									

Non-Div I Games:

VCU

■ Loss, 
■ Non-Conf, S Site, 
■ Home 
■ Away 
N Neutral

## Valparaiso

Through Games Of Feb. 18, 2016

Average RPI Win:	182	WON-LOST	WINNING	LAST 10	STRENGTH OF	OPP. STRENGTH	TEAM	ADJ.	CONF.	ADJ CONF.
Average RPI Loss:	137	RECORD	PCT. RANK	GAMES	SCHEDULE	OF SCHEDULE	RPI	RPI	RPI	RPI
DIV. I ONLY	5- 17	307	2- 8	63	156	242	242	14	14	
DIV. I NON-CONF.	1- 7	318	0- 0	40	34	249	249	16	16	
TOTALS	RPI 1-25	RPI 26-50	W-L RECORDS	RPI 51-100	RPI 101-150	RPI 150+				
5- 17	0- 3	0- 0	OVERALL	0- 3	2- 2	3- 9				
4- 8	0- 1	0- 0	HOME	0- 1	1- 2	3- 4				
1- 8	0- 2	0- 0	AWAY	0- 2	1- 0	0- 4				
0- 1	0- 0	0- 0	NEUTRAL	0- 0	0- 0	0- 1				
1- 7	0- 2	0- 0	NON-CONFERENCE	0- 1	0- 1	1- 3				
1- 3	0- 1	0- 0	HOME	0- 0	0- 1	1- 1				
0- 3	0- 1	0- 0	AWAY	0- 1	0- 0	0- 1				
0- 1	0- 0	0- 0	NEUTRAL	0- 0	0- 0	0- 1				
4- 10	0- 1	0- 0	CONFERENCE	0- 2	2- 1	2- 6				
3- 5	0- 0	0- 0	HOME	0- 1	1- 1	2- 3				
1- 5	0- 1	0- 0	AWAY	0- 1	1- 0	0- 3				
0- 0	0- 0	0- 0	NEUTRAL	0- 0	0- 0	0- 0				

RPI 1-25				RPI 26-50				RPI 51-100				RPI 101+ Team's RPI: 242			
RPI	S	Opponent	Score	RPI	S	Opponent	Score	RPI	S	Opponent	Score	RPI	S	Opponent	Score
1	H	Notre Dame	54 110					81	A	San Diego	60 76	103	H	Youngstown St.	65 60
18	A	Louisville	42 75					91	A	Wright St.	63 80	128	H	Akron	74 85
23	A	Green Bay	42 81					91	H	Wright St.	54 65	146	A	Northern Ky.	61 60
												146	H	Northern Ky.	50 68
												163	H	SIUE	69 56
												164	N	Northern Colo.	63 77
												178	A	Detroit	65 85
												178	H	Detroit	66 72
												181	A	Milwaukee	60 82
												181	H	Milwaukee	60 70
												198	A	Butler	53 72
												205	A	Oakland	77 87
												205	H	Oakland	81 66
												213	H	Ill.-Chicago	50 54
												259	H	Miami (OH)	72 75
												291	H	Cleveland St.	66 59
LAST 12 Division I GAMES:															
181	H	Milwaukee	60 70	103	H	Youngstown St.	65 60								
178	A	Detroit	65 85	291	H	Cleveland St.	66 59								
205	A	Oakland	77 87	181	A	Milwaukee	60 82								
146	H	Northern Ky.	50 68	23	A	Green Bay	42 81								
91	H	Wright St.	54 65	205	H	Oakland	81 66								
213	H	Ill.-Chicago	50 54	178	H	Detroit	66 72								

Non-Div I Games: Ind.-Northwest 79 57 Cardinal Stitch 63 62 Ind.-Kokomo 88 22

Valparaiso

Loss, Non-Conf, S Site, H Home A Away N Neutral

Average RPI Win:	164	WON-LOST	WINNING	LAST 10	STRENGTH OF	OPP. STRENGTH	TEAM	ADJ.	CONF.	ADJ CONF.
Average RPI Loss:	48	RECORD	PCT. RANK	GAMES	SCHEDULE	OF SCHEDULE	RPI	RPI	RPI	RPI
DIV. I ONLY	15- 11	128	3- 7	54	54	75	75	2	2	
DIV. I NON-CONF.	11- 2	28	0- 0	127	219	36	36	2	2	
TOTALS	RPI 1-25	RPI 26-50	W-L RECORDS	RPI 51-100	RPI 101-150	RPI 150+				
15- 11	1- 7	1- 0	OVERALL	3- 2	2- 1	8- 1				
10- 4	0- 4	1- 0	HOME	1- 0	2- 0	6- 0				
4- 7	1- 3	0- 0	AWAY	1- 2	0- 1	2- 1				
1- 0	0- 0	0- 0	NEUTRAL	1- 0	0- 0	0- 0				
11- 2	0- 1	1- 0	NON-CONFERENCE	3- 1	1- 0	6- 0				
8- 0	0- 0	1- 0	HOME	1- 0	1- 0	5- 0				
2- 2	0- 1	0- 0	AWAY	1- 1	0- 0	1- 0				
1- 0	0- 0	0- 0	NEUTRAL	1- 0	0- 0	0- 0				
4- 9	1- 6	0- 0	CONFERENCE	0- 1	1- 1	2- 1				
2- 4	0- 4	0- 0	HOME	0- 0	1- 0	1- 0				
2- 5	1- 2	0- 0	AWAY	0- 1	0- 1	1- 1				
0- 0	0- 0	0- 0	NEUTRAL	0- 0	0- 0	0- 0				

RPI S	Opponent	Score	RPI S	Opponent	Score	RPI S	Opponent	Score	RPI S	Opponent	Score
2	H South Carolina	61 71	31	H Ohio	62 59	52	A Auburn	45 53	131	A Arkansas	56 57
14	A Kentucky	71 69				60	A Dayton	56 81	132	H LSU	58 42
14	H Kentucky	55 71				90	A Drexel	74 64	145	H ETSU	65 39
19	A Tennessee	49 58				94	H UT Martin	64 61	159	A Alabama	54 48
19	H Tennessee	51 69				95	N New Mexico St.	71 45	159	H Alabama	67 52
21	A Florida	67 79							161	A Ole Miss	52 55
23	A Green Bay	56 58							175	A Fordham	53 40
25	H Georgia	58 64							189	H Troy	97 43
									222	H Presbyterian	56 38
									270	H Austin Peay	73 56
									343	H Air Force	86 29
									348	H Mississippi Val.	89 39
LAST 12 Division I GAMES:											
21	A Florida	67 79	14	A Kentucky	71 69						
14	H Kentucky	55 71	159	H Alabama	67 52						
19	H Tennessee	51 69	19	A Tennessee	49 58						
131	A Arkansas	56 57	132	H LSU	58 42						
52	A Auburn	45 53	159	A Alabama	54 48						
25	H Georgia	58 64	2	H South Carolina	61 71						

Non-Div I Games:

Vanderbilt

■ Loss, 
■ Non-Conf, S Site, 
■ Home 
■ Away 
N Neutral

Average RPI Win: <b>284</b>	WON-LOST	WINNING	LAST 10	STRENGTH OF	OPP. STRENGTH	TEAM	ADJ.	CONF.	ADJ CONF.
Average RPI Loss: <b>183</b>	RECORD	PCT. RANK	GAMES	SCHEDULE	OF SCHEDULE	RPI	RPI	RPI	RPI
DIV. I ONLY	7- 19	285	2- 8	263	309	289	289	15	15
DIV. I NON-CONF.	5- 8	209	0- 0	291	348	272	272	18	18
TOTALS	RPI 1-25	RPI 26-50	W-L RECORDS	RPI 51-100	RPI 101-150	RPI 150+			
7- 19	0- 0	0- 2	OVERALL	0- 2	0- 2	7- 13			
3- 8	0- 0	0- 1	HOME	0- 1	0- 1	3- 5			
4- 11	0- 0	0- 1	AWAY	0- 1	0- 1	4- 8			
0- 0	0- 0	0- 0	NEUTRAL	0- 0	0- 0	0- 0			
5- 8	0- 0	0- 0	NON-CONFERENCE	0- 0	0- 1	5- 7			
2- 3	0- 0	0- 0	HOME	0- 0	0- 1	2- 2			
3- 5	0- 0	0- 0	AWAY	0- 0	0- 0	3- 5			
0- 0	0- 0	0- 0	NEUTRAL	0- 0	0- 0	0- 0			
2- 11	0- 0	0- 2	CONFERENCE	0- 2	0- 1	2- 6			
1- 5	0- 0	0- 1	HOME	0- 1	0- 0	1- 3			
1- 6	0- 0	0- 1	AWAY	0- 1	0- 1	1- 3			
0- 0	0- 0	0- 0	NEUTRAL	0- 0	0- 0	0- 0			

RPI S	Opponent	Score	RPI S	Opponent	Score	RPI S	Opponent	Score	RPI S	Opponent	Score	Team's RPI: 289
48	A Albany (NY)	43 <b>72</b>	48	H Albany (NY)	40 <b>75</b>	80	A Maine	51 <b>63</b>	105	H Quinnipiac	65 <b>77</b>	
									137	A Stony Brook	59 <b>73</b>	
									162	A UMBC	48 <b>85</b>	
									174	A Delaware	60 <b>71</b>	
									201	A Brown	54 <b>71</b>	
									205	H Oakland	68 <b>74</b>	
									208	A Hartford	50 <b>52</b>	
									208	H Hartford	47 <b>51</b>	
									220	A Columbia	56 <b>73</b>	
									233	A Binghamton	52 <b>66</b>	
									233	H Binghamton	53 <b>57</b>	
									236	A Dartmouth	56 <b>54</b>	
									237	A Bryant	52 <b>68</b>	
									239	H New Hampshire	83 <b>63</b>	
									240	H Sacred Heart	53 <b>51</b>	
									243	A Holy Cross	63 <b>77</b>	
									267	H Central Conn. St.	79 <b>63</b>	
									318	A UMass Lowell	59 <b>51</b>	
									318	H UMass Lowell	66 <b>68</b>	
									341	H St. Francis Brooklyn	55 <b>59</b>	
									342	A NJIT	54 <b>46</b>	
									347	A Boston U.	60 <b>45</b>	
LAST 12 Division I GAMES:												
233	A Binghamton	52 <b>66</b>	239	H New Hampshire	83 <b>63</b>							
208	A Hartford	50 <b>52</b>	233	H Binghamton	53 <b>57</b>							
318	H UMass Lowell	66 <b>68</b>	318	A UMass Lowell	59 <b>51</b>							
48	H Albany (NY)	40 <b>75</b>	208	H Hartford	47 <b>51</b>							
80	A Maine	51 <b>63</b>	48	A Albany (NY)	43 <b>72</b>							
137	A Stony Brook	59 <b>73</b>	80	H Maine	41 <b>62</b>							

Non-Div I Games:

Vermont

■ Loss, 
 ■ Non-Conf, 
 ■ S Site, 
 ■ H Home 
 ■ A Away 
 N Neutral

Average RPI Win:	135	WON-LOST	WINNING	LAST 10	STRENGTH OF	OPP. STRENGTH	TEAM	ADJ.	CONF.	ADJ CONF.
Average RPI Loss:	76	RECORD	PCT. RANK	GAMES	SCHEDULE	OF SCHEDULE	RPI	RPI	RPI	RPI
DIV. I ONLY	16- 10	102	6- 4	58	43	54	54	6	6	
DIV. I NON-CONF.	7- 4	110	1- 0	39	41	44	44	6	6	
TOTALS	RPI 1-25	RPI 26-50	W-L RECORDS	RPI 51-100	RPI 101-150	RPI 150+				
16- 10	1- 1	4- 3	OVERALL	3- 3	1- 3	7- 0				
7- 3	0- 1	3- 0	HOME	1- 1	1- 1	2- 0				
7- 6	1- 0	1- 3	AWAY	1- 1	0- 2	4- 0				
2- 1	0- 0	0- 0	NEUTRAL	1- 1	0- 0	1- 0				
7- 4	0- 0	1- 2	NON-CONFERENCE	1- 2	1- 0	4- 0				
3- 0	0- 0	1- 0	HOME	0- 0	1- 0	1- 0				
2- 3	0- 0	0- 2	AWAY	0- 1	0- 0	2- 0				
2- 1	0- 0	0- 0	NEUTRAL	1- 1	0- 0	1- 0				
9- 6	1- 1	3- 1	CONFERENCE	2- 1	0- 3	3- 0				
4- 3	0- 1	2- 0	HOME	1- 1	0- 1	1- 0				
5- 3	1- 0	1- 1	AWAY	1- 0	0- 2	2- 0				
0- 0	0- 0	0- 0	NEUTRAL	0- 0	0- 0	0- 0				

RPI S Opponent	Score	RPI S Opponent	Score	RPI S Opponent	Score	RPI S Opponent	Score
20 A DePaul	64 60	29 A George Washington	70 78	53 N St. Mary's (CA)	60 67	106 H Saint Joseph's	55 49
20 H DePaul	47 75	34 H Penn	66 46	68 A Temple	55 61	134 A Xavier	67 74
		38 A Seton Hall	50 60	82 A Marquette	82 75	142 A Creighton	48 53
		38 H Seton Hall	55 45	82 H Marquette	81 60	142 H Creighton	62 65
		41 A St. John's (NY)	71 59	87 H Georgetown	51 57	170 N Sacramento St.	78 54
		41 H St. John's (NY)	58 54	90 N Drexel	67 55	198 A Butler	57 45
		47 A North Carolina St.	64 70			225 A Lehigh	65 44
						250 H Loyola Maryland	67 55
						252 A Providence	76 47
						252 H Providence	67 39
						278 A La Salle	67 56
LAST 12 Division I GAMES:							
38 A Seton Hall	50 60	34 H Penn	66 46				
41 A St. John's (NY)	71 59	87 H Georgetown	51 57				
82 H Marquette	81 60	41 H St. John's (NY)	58 54				
20 H DePaul	47 75	38 H Seton Hall	55 45				
252 A Providence	76 47	20 A DePaul	64 60				
142 A Creighton	48 53	82 A Marquette	82 75				

Non-Div I Games:

Villanova

■ Loss, 
■ Non-Conf, 
■ S Site, 
■ H Home 
■ A Away 
N Neutral

Average RPI Win:	183	WON-LOST	WINNING	LAST 10	STRENGTH OF	OPP. STRENGTH	TEAM	ADJ.	CONF.	ADJ CONF.
Average RPI Loss:	46	RECORD	PCT. RANK	GAMES	SCHEDULE	OF SCHEDULE	RPI	RPI	RPI	RPI
DIV. I ONLY	14- 13	168	2- 8	42	64	93	93	5	5	
DIV. I NON-CONF.	10- 4	86	0- 0	182	149	113	113	5	5	
TOTALS	RPI 1-25	RPI 26-50	W-L RECORDS	RPI 51-100	RPI 101-150	RPI 150+				
14- 13	1- 6	1- 2	OVERALL	3- 3	2- 2	7- 0				
8- 6	0- 3	1- 0	HOME	0- 1	0- 2	7- 0				
5- 5	0- 3	0- 2	AWAY	3- 0	2- 0	0- 0				
1- 2	1- 0	0- 0	NEUTRAL	0- 2	0- 0	0- 0				
10- 4	1- 1	0- 0	NON-CONFERENCE	2- 3	0- 0	7- 0				
7- 1	0- 0	0- 0	HOME	0- 1	0- 0	7- 0				
2- 1	0- 1	0- 0	AWAY	2- 0	0- 0	0- 0				
1- 2	1- 0	0- 0	NEUTRAL	0- 2	0- 0	0- 0				
4- 9	0- 5	1- 2	CONFERENCE	1- 0	2- 2	0- 0				
1- 5	0- 3	1- 0	HOME	0- 0	0- 2	0- 0				
3- 4	0- 2	0- 2	AWAY	1- 0	2- 0	0- 0				
0- 0	0- 0	0- 0	NEUTRAL	0- 0	0- 0	0- 0				

RPI 1-25				RPI 26-50				RPI 51-100 Team's RPI: 93				RPI 101+			
RPI	S	Opponent	Score	RPI	S	Opponent	Score	RPI	S	Opponent	Score	RPI	S	Opponent	Score
1	H	Notre Dame	46 74	28	H	Miami (FL)	76 56	51	N	Rutgers	48 60	113	A	Wake Forest	52 50
5	A	Ohio St.	73 93	45	A	Duke	52 67	52	A	Auburn	69 52	117	A	Boston College	61 50
13	A	Florida St.	48 70	47	A	North Carolina St.	52 63	55	H	Iowa	73 85	119	H	Virginia Tech	46 66
17	H	Syracuse	57 91					73	A	Middle Tenn.	70 66	121	H	Pittsburgh	55 58
18	A	Louisville	59 74					83	N	Tulane	62 67	206	H	Richmond	71 51
18	H	Louisville	41 59					86	A	Georgia Tech	78 67	258	H	Bowling Green	68 39
23	N	Green Bay	68 59									272	H	Coppin St.	75 40
												316	H	Charleston So.	85 65
												324	H	Longwood	81 46
												342	H	NJIT	81 54
												346	H	Norfolk St.	86 50
LAST 12 Division I GAMES:															
18	A	Louisville	59 74	121	H	Pittsburgh	55 58								
117	A	Boston College	61 50	13	A	Florida St.	48 70								
17	H	Syracuse	57 91	86	A	Georgia Tech	78 67								
119	H	Virginia Tech	46 66	18	H	Louisville	41 59								
45	A	Duke	52 67	113	A	Wake Forest	52 50								
47	A	North Carolina St.	52 63	1	H	Notre Dame	46 74								

Non-Div I Games:

Virginia

  Loss, 
  Non-Conf, 
  S Site, 
H Home 
A Away 
N Neutral



Average RPI Win: 201		WON-LOST	WINNING	LAST 10	STRENGTH OF	OPP. STRENGTH	TEAM	ADJ.	CONF.	ADJ CONF.
Average RPI Loss: 53		RECORD	PCT. RANK	GAMES	SCHEDULE	OF SCHEDULE	RPI	RPI	RPI	RPI
DIV. I ONLY		15- 11	128	2- 8	106	55	119	119	5	5
DIV. I NON-CONF.		12- 1	9	0- 0	288	167	71	71	5	5
TOTALS	RPI 1-25		RPI 26-50		W-L RECORDS	RPI 51-100	RPI 101-150		RPI 150+	
15- 11	1- 4		0- 3		OVERALL	1- 2	2- 2		11- 0	
12- 5	0- 0		0- 3		HOME	0- 1	1- 1		11- 0	
3- 6	1- 4		0- 0		AWAY	1- 1	1- 1		0- 0	
0- 0	0- 0		0- 0		NEUTRAL	0- 0	0- 0		0- 0	
12- 1	1- 0		0- 0		NON-CONFERENCE	0- 1	1- 0		10- 0	
10- 0	0- 0		0- 0		HOME	0- 0	0- 0		10- 0	
2- 1	1- 0		0- 0		AWAY	0- 1	1- 0		0- 0	
0- 0	0- 0		0- 0		NEUTRAL	0- 0	0- 0		0- 0	
3- 10	0- 4		0- 3		CONFERENCE	1- 1	1- 2		1- 0	
2- 5	0- 0		0- 3		HOME	0- 1	1- 1		1- 0	
1- 5	0- 4		0- 0		AWAY	1- 0	0- 1		0- 0	
0- 0	0- 0		0- 0		NEUTRAL	0- 0	0- 0		0- 0	

RPI 1-25				RPI 26-50				RPI 51-100				RPI 101+				Team's RPI: 119	
RPI	S	Opponent	Score	RPI	S	Opponent	Score	RPI	S	Opponent	Score	RPI	S	Opponent	Score		
1	A	Notre Dame	41 80	28	H	Miami (FL)	45 57	86	H	Georgia Tech	34 51	116	A	North Carolina	67 71		
13	A	Florida St.	50 68	45	H	Duke	62 66	87	A	Georgetown	56 73	117	H	Boston College	58 33		
17	A	Syracuse	39 60	47	H	North Carolina St.	61 72	93	A	Virginia	66 46	121	H	Pittsburgh	48 59		
18	A	Louisville	45 56									126	A	Penn St.	64 59		
19	A	Tennessee	57 43									166	H	George Mason	80 63		
												197	H	Radford	47 40		
												210	H	Col. of Charleston	81 47		
												219	H	Furman	59 30		
												222	H	Presbyterian	58 44		
												227	H	Morgan St.	73 33		
												248	H	Clemson	79 49		
												252	H	Providence	62 46		
												272	H	Coppin St.	72 39		
												309	H	Wofford	73 42		
												337	H	Mt. St. Mary's	59 42		
LAST 12 Division I GAMES:																	
				45	H	Duke	62 66	28	H	Miami (FL)	45 57						
				121	H	Pittsburgh	48 59	1	A	Notre Dame	41 80						
				116	A	North Carolina	67 71	47	H	North Carolina St.	61 72						
				93	A	Virginia	66 46	248	H	Clemson	79 49						
				86	H	Georgia Tech	34 51	17	A	Syracuse	39 60						
				13	A	Florida St.	50 68	18	A	Louisville	45 56						

Non-Div I Games:

Virginia Tech

Loss, Non-Conf, S Site, H Home A Away N Neutral

Average RPI Win:	338	WON-LOST	WINNING	LAST 10	STRENGTH OF	OPP. STRENGTH	TEAM	ADJ.	CONF.	ADJ CONF.
Average RPI Loss:	218	RECORD	PCT. RANK	GAMES	SCHEDULE	OF SCHEDULE	RPI	RPI	RPI	RPI
DIV. I ONLY	4- 21	325	2- 8	320	321	344	344	30	30	
DIV. I NON-CONF.	2- 9	296	0- 0	258	109	317	317	32	32	
TOTALS	RPI 1-25	RPI 26-50	W-L RECORDS	RPI 51-100	RPI 101-150	RPI 150+				
4- 21	0- 1	0- 1	OVERALL	0- 0	0- 2	4- 17				
3- 9	0- 0	0- 0	HOME	0- 0	0- 1	3- 8				
1- 12	0- 1	0- 1	AWAY	0- 0	0- 1	1- 9				
0- 0	0- 0	0- 0	NEUTRAL	0- 0	0- 0	0- 0				
2- 9	0- 1	0- 1	NON-CONFERENCE	0- 0	0- 2	2- 5				
2- 2	0- 0	0- 0	HOME	0- 0	0- 1	2- 1				
0- 7	0- 1	0- 1	AWAY	0- 0	0- 1	0- 4				
0- 0	0- 0	0- 0	NEUTRAL	0- 0	0- 0	0- 0				
2- 12	0- 0	0- 0	CONFERENCE	0- 0	0- 0	2- 12				
1- 7	0- 0	0- 0	HOME	0- 0	0- 0	1- 7				
1- 5	0- 0	0- 0	AWAY	0- 0	0- 0	1- 5				
0- 0	0- 0	0- 0	NEUTRAL	0- 0	0- 0	0- 0				

RPI S	Opponent	Score	RPI S	Opponent	Score	RPI S	Opponent	Score	RPI S	Opponent	Score	Team's RPI: 344
5	A Ohio St.	47 106	34	A Penn	50 78				121	A Pittsburgh	41 67	
									137	H Stony Brook	62 73	
									155	A Yale	60 78	
									158	A Old Dominion	57 71	
									161	H Ole Miss	49 86	
									194	A Robert Morris	44 64	
									220	A Columbia	48 67	
									237	A Bryant	67 94	
									237	H Bryant	71 82	
									240	A Sacred Heart	62 73	
									240	H Sacred Heart	73 77	
									263	A Saint Francis (PA)	78 93	
									263	H Saint Francis (PA)	74 87	
									267	H Central Conn. St.	52 62	
									310	H Fairleigh Dickinson	57 73	
									326	H LIU Brooklyn	63 73	
									328	H Lafayette	69 48	
									330	A Delaware St.	44 66	
									337	A Mt. St. Mary's	55 64	
									337	H Mt. St. Mary's	50 59	
									341	A St. Francis Brooklyn	82 78	
									341	H St. Francis Brooklyn	70 53	
									342	H NJIT	76 53	
LAST 12 Division I GAMES:												
263	H	Saint Francis (PA)	74	87	341	H	St. Francis Brooklyn	70	53			
237	A	Bryant	67	94	240	H	Sacred Heart	73	77			
337	H	Mt. St. Mary's	50	59	326	H	LIU Brooklyn	63	73			
310	H	Fairleigh Dickinson	57	73	267	H	Central Conn. St.	52	62			
341	A	St. Francis Brooklyn	82	78	240	A	Sacred Heart	62	73			
337	A	Mt. St. Mary's	55	64	237	H	Bryant	71	82			

Non-Div I Games:

Wagner

■ Loss, 
■ Non-Conf, 
■ S Site, 
■ H Home 
■ A Away 
N Neutral

## Wake Forest

Through Games Of Feb. 18, 2016

Average RPI Win:	174	WON-LOST	WINNING	LAST 10	STRENGTH OF	OPP. STRENGTH	TEAM	ADJ.	CONF.	ADJ CONF.
Average RPI Loss:	60	RECORD	PCT. RANK	GAMES	SCHEDULE	OF SCHEDULE	RPI	RPI	RPI	RPI
DIV. I ONLY	15- 12	141	6- 4	99	29	113	113	5	5	
DIV. I NON-CONF.	9- 4	95	0- 0	304	99	180	180	5	5	
TOTALS	RPI 1-25	RPI 26-50	W-L RECORDS	RPI 51-100	RPI 101-150	RPI 150+				
15- 12	0- 4	2- 4	OVERALL	0- 1	7- 1	6- 2				
9- 6	0- 3	2- 0	HOME	0- 1	5- 1	2- 1				
5- 5	0- 1	0- 4	AWAY	0- 0	2- 0	3- 0				
1- 1	0- 0	0- 0	NEUTRAL	0- 0	0- 0	1- 1				
9- 4	0- 0	0- 1	NON-CONFERENCE	0- 0	4- 1	5- 2				
6- 2	0- 0	0- 0	HOME	0- 0	4- 1	2- 1				
2- 1	0- 0	0- 1	AWAY	0- 0	0- 0	2- 0				
1- 1	0- 0	0- 0	NEUTRAL	0- 0	0- 0	1- 1				
6- 8	0- 4	2- 3	CONFERENCE	0- 1	3- 0	1- 0				
3- 4	0- 3	2- 0	HOME	0- 1	1- 0	0- 0				
3- 4	0- 1	0- 3	AWAY	0- 0	2- 0	1- 0				
0- 0	0- 0	0- 0	NEUTRAL	0- 0	0- 0	0- 0				

RPI S	Opponent	Score	RPI S	Opponent	Score	RPI S	Opponent	Score	RPI S	Opponent	Score	Team's RPI: 113
1	H Notre Dame	52 86	28	A Miami (FL)	60 71	93	H Virginia	50 52	102	H Belmont	64 78	
13	H Florida St.	55 96	35	A Missouri	81 94				116	H North Carolina	75 63	
17	H Syracuse	65 91	45	A Duke	68 95				117	A Boston College	65 59	
18	A Louisville	54 78	45	H Duke	64 58				121	A Pittsburgh	60 49	
			47	A North Carolina St.	47 64				132	H LSU	60 57	
			47	H North Carolina St.	63 58				145	H ETSU	69 52	
									148	H Jacksonville	57 51	
									150	H Davidson	77 58	
									151	N Hampton	42 47	
									171	H Wisconsin	51 64	
									206	H Richmond	43 33	
									248	A Clemson	55 45	
									265	A American	71 70	
									278	H La Salle	61 53	
									295	A FIU	57 53	
									296	N Coastal Caro.	81 52	
LAST 12 Division I GAMES:												
1	H Notre Dame	52 86	13	H Florida St.	55 96							
45	H Duke	64 58	117	A Boston College	65 59							
248	A Clemson	55 45	116	H North Carolina	75 63							
47	H North Carolina St.	63 58	17	H Syracuse	65 91							
121	A Pittsburgh	60 49	28	A Miami (FL)	60 71							
18	A Louisville	54 78	93	H Virginia	50 52							

Non-Div I Games:

Wake Forest

Loss, Non-Conf, S Site, H Home A Away N Neutral

## Washington

Through Games Of Feb. 18, 2016

Average RPI Win:	121	WON-LOST	WINNING	LAST 10	STRENGTH OF	OPP. STRENGTH	TEAM	ADJ.	CONF.	ADJ CONF.
Average RPI Loss:	25	RECORD	PCT. RANK	GAMES	SCHEDULE	OF SCHEDULE	RPI	RPI	RPI	RPI
DIV. I ONLY	17- 8	78	6- 4	12	16	30	30	1	1	
DIV. I NON-CONF.	9- 2	37	0- 0	44	116	38	38	1	1	
TOTALS	RPI 1-25	RPI 26-50	W-L RECORDS	RPI 51-100	RPI 101-150	RPI 150+				
17- 8	1- 6	2- 0	OVERALL	6- 2	3- 0	5- 0				
10- 4	1- 3	1- 0	HOME	3- 1	1- 0	4- 0				
6- 3	0- 2	1- 0	AWAY	3- 1	1- 0	1- 0				
1- 1	0- 1	0- 0	NEUTRAL	0- 0	1- 0	0- 0				
9- 2	0- 2	0- 0	NON-CONFERENCE	3- 0	2- 0	4- 0				
6- 1	0- 1	0- 0	HOME	2- 0	0- 0	4- 0				
2- 0	0- 0	0- 0	AWAY	1- 0	1- 0	0- 0				
1- 1	0- 1	0- 0	NEUTRAL	0- 0	1- 0	0- 0				
8- 6	1- 4	2- 0	CONFERENCE	3- 2	1- 0	1- 0				
4- 3	1- 2	1- 0	HOME	1- 1	1- 0	0- 0				
4- 3	0- 2	1- 0	AWAY	2- 1	0- 0	1- 0				
0- 0	0- 0	0- 0	NEUTRAL	0- 0	0- 0	0- 0				

RPI S	Opponent	Score	RPI S	Opponent	Score	RPI S	Opponent	Score	RPI S	Opponent	Score
6	H Arizona St.	61 68	39	A Southern California	61 53	56	H Santa Clara	100 55	111	H Arizona	63 47
8	A Stanford	53 69	39	H Southern California	69 60	57	H Oregon	63 75	136	N Texas Tech	77 73
9	H Oregon St.	53 61				59	H UC Riverside	78 43	138	A Fresno St.	89 79
10	A UCLA	59 63				72	A Utah	83 88	177	A Colorado	76 74
10	H UCLA	64 56				74	A Washington St.	79 64	199	H Weber St.	69 56
17	N Syracuse	62 66				74	H Washington St.	69 63	251	H San Diego St.	80 51
24	H Oklahoma	68 71				76	A California	75 65	261	H Seattle	96 55
						78	A South Dakota	77 64	286	H Portland	83 65
LAST 12 Division I GAMES:											
10	A UCLA	59 63	74	H Washington St.	69 63						
39	A Southern California	61 53	39	H Southern California	69 60						
57	H Oregon	63 75	10	H UCLA	64 56						
9	H Oregon St.	53 61	111	H Arizona	63 47						
76	A California	75 65	6	H Arizona St.	61 68						
8	A Stanford	53 69	72	A Utah	83 88						

Non-Div I Games:

Washington

■ Loss, 
 ■ Non-Conf, S Site, 
 ■ Home 
 ■ Away 
 N Neutral

Average RPI Win:	159	WON-LOST	WINNING	LAST 10	STRENGTH OF	OPP. STRENGTH	TEAM	ADJ.	CONF.	ADJ CONF.
Average RPI Loss:	32	RECORD	PCT. RANK	GAMES	SCHEDULE	OF SCHEDULE	RPI	RPI	RPI	RPI
DIV. I ONLY	12- 13	181	1- 9	30	12	74	74	1	1	
DIV. I NON-CONF.	9- 2	37	0- 0	114	88	26	26	1	1	
TOTALS	RPI 1-25	RPI 26-50	W-L RECORDS	RPI 51-100	RPI 101-150	RPI 150+				
12- 13	0- 6	1- 3	OVERALL	2- 4	3- 0	6- 0				
6- 5	0- 3	1- 1	HOME	1- 1	1- 0	3- 0				
5- 8	0- 3	0- 2	AWAY	1- 3	2- 0	2- 0				
1- 0	0- 0	0- 0	NEUTRAL	0- 0	0- 0	1- 0				
9- 2	0- 1	0- 0	NON-CONFERENCE	2- 1	2- 0	5- 0				
4- 0	0- 0	0- 0	HOME	1- 0	0- 0	3- 0				
4- 2	0- 1	0- 0	AWAY	1- 1	2- 0	1- 0				
1- 0	0- 0	0- 0	NEUTRAL	0- 0	0- 0	1- 0				
3- 11	0- 5	1- 3	CONFERENCE	0- 3	1- 0	1- 0				
2- 5	0- 3	1- 1	HOME	0- 1	1- 0	0- 0				
1- 6	0- 2	0- 2	AWAY	0- 2	0- 0	1- 0				
0- 0	0- 0	0- 0	NEUTRAL	0- 0	0- 0	0- 0				

RPI S	Opponent	Score	RPI S	Opponent	Score	RPI S	Opponent	Score	RPI S	Opponent	Score
6	H Arizona St.	45 63	30	A Washington	63 69	53	A St. Mary's (CA)	71 75	111	H Arizona	67 46
8	A Stanford	52 69	30	H Washington	64 79	57	H Oregon	48 73	122	A Hawaii	62 52
9	H Oregon St.	45 54	39	A Southern California	62 64	72	A Utah	71 73	147	A Boise St.	57 52
10	A UCLA	61 73	39	H Southern California	73 61	76	A California	71 74	151	H Hampton	68 61
10	H UCLA	73 75				81	A San Diego	78 72	177	A Colorado	74 66
16	A Oklahoma St.	60 70				99	H Gonzaga	55 48	184	H San Jose St.	95 80
									212	A Kansas	66 53
									255	H UC Santa Barbara	61 44
									331	N Nevada	70 57
LAST 12 Division I GAMES:											
39	A Southern California	62 64	30	A Washington	63 69						
10	A UCLA	61 73	10	H UCLA	73 75						
9	H Oregon St.	45 54	39	H Southern California	73 61						
57	H Oregon	48 73	6	H Arizona St.	45 63						
8	A Stanford	52 69	111	H Arizona	67 46						
76	A California	71 74	177	A Colorado	74 66						

Non-Div I Games:

Washington St.

■ Loss, 
 ■ Non-Conf, 
 ■ S Site, 
 ■ H Home 
 ■ A Away 
 N Neutral

Average RPI Win:	257	WON-LOST	WINNING	LAST 10	STRENGTH OF	OPP. STRENGTH	TEAM	ADJ.	CONF.	ADJ CONF.
Average RPI Loss:	134	RECORD	PCT. RANK	GAMES	SCHEDULE	OF SCHEDULE	RPI	RPI	RPI	RPI
DIV. I ONLY	15- 7	76	7- 3	345	87	199	199	20	20	
DIV. I NON-CONF.	6- 3	99	0- 0	313	94	167	167	22	22	
TOTALS	RPI 1-25	RPI 26-50	W-L RECORDS	RPI 51-100	RPI 101-150	RPI 150+				
15- 7	0- 1	0- 1	OVERALL	0- 0	1- 1	14- 4				
5- 4	0- 1	0- 0	HOME	0- 0	0- 1	5- 2				
9- 3	0- 0	0- 1	AWAY	0- 0	1- 0	8- 2				
1- 0	0- 0	0- 0	NEUTRAL	0- 0	0- 0	1- 0				
6- 3	0- 1	0- 1	NON-CONFERENCE	0- 0	0- 0	6- 1				
1- 2	0- 1	0- 0	HOME	0- 0	0- 0	1- 1				
4- 1	0- 0	0- 1	AWAY	0- 0	0- 0	4- 0				
1- 0	0- 0	0- 0	NEUTRAL	0- 0	0- 0	1- 0				
9- 4	0- 0	0- 0	CONFERENCE	0- 0	1- 1	8- 3				
4- 2	0- 0	0- 0	HOME	0- 0	0- 1	4- 1				
5- 2	0- 0	0- 0	AWAY	0- 0	1- 0	4- 2				
0- 0	0- 0	0- 0	NEUTRAL	0- 0	0- 0	4- 0				

RPI 1-25					RPI 26-50					RPI 51-100					RPI 101+					Team's RPI: 199	
RPI	S	Opponent	Score		RPI	S	Opponent	Score		RPI	S	Opponent	Score		RPI	S	Opponent	Score			
11	H	BYU	51	68	30	A	Washington	56	69						129	A	North Dakota	62	56		
															129	H	North Dakota	78	85		
															164	A	Northern Colo.	63	65		
															164	H	Northern Colo.	82	79		
															170	A	Sacramento St.	64	87		
															170	H	Sacramento St.	77	66		
															210	H	Col. of Charleston	42	50		
															216	H	Utah Valley	61	56		
															217	A	North Texas	45	38		
															226	A	Idaho St.	61	46		
															226	H	Idaho St.	57	58		
															228	N	Stephen F. Austin	56	46		
															277	A	Northern Ariz.	76	56		
															286	A	Portland	57	55		
															303	A	Denver	61	49		
															319	A	Portland St.	75	58		
															319	H	Portland St.	102	73		
															329	A	Southern Utah	69	51		
															329	H	Southern Utah	75	56		
															339	A	Cal St. Fullerton	60	40		
LAST 12 Division I GAMES:																					
329	H	Southern Utah	75	56	277	A	Northern Ariz.	76	56												
319	A	Portland St.	75	58	226	H	Idaho St.	57	58												
170	A	Sacramento St.	64	87	170	H	Sacramento St.	77	66												
129	H	North Dakota	78	85	319	H	Portland St.	102	73												
164	H	Northern Colo.	82	79	164	A	Northern Colo.	63	65												
329	A	Southern Utah	69	51	129	A	North Dakota	62	56												

Non-Div I Games: Westminster (UT) 79 46 Bethesda (CA) 86 60

Weber St.

■ Loss, 
■ Non-Conf, 
■ S Site, 
■ H Home 
■ A Away 
N Neutral

## West Virginia

Through Games Of Feb. 18, 2016

Average RPI Win:	162	WON-LOST	WINNING	LAST 10	STRENGTH OF	OPP. STRENGTH	TEAM	ADJ.	CONF.	ADJ CONF.
Average RPI Loss:	28	RECORD	PCT. RANK	GAMES	SCHEDULE	OF SCHEDULE	RPI	RPI	RPI	RPI
DIV. I ONLY	20- 7	54	6- 4	61	52	36	36	3	3	
DIV. I NON-CONF.	11- 2	28	0- 0	173	208	56	56	3	3	
TOTALS	RPI 1-25	RPI 26-50	W-L RECORDS	RPI 51-100	RPI 101-150	RPI 150+				
20- 7	1- 5	4- 1	OVERALL	3- 1	3- 0	9- 0				
11- 2	1- 2	1- 0	HOME	2- 0	1- 0	6- 0				
4- 4	0- 3	1- 0	AWAY	1- 1	1- 0	1- 0				
5- 1	0- 0	2- 1	NEUTRAL	0- 0	1- 0	2- 0				
11- 2	0- 0	2- 1	NON-CONFERENCE	1- 1	1- 0	7- 0				
6- 0	0- 0	0- 0	HOME	1- 0	0- 0	5- 0				
0- 1	0- 0	0- 0	AWAY	0- 1	0- 0	0- 0				
5- 1	0- 0	2- 1	NEUTRAL	0- 0	1- 0	2- 0				
9- 5	1- 5	2- 0	CONFERENCE	2- 0	2- 0	2- 0				
5- 2	1- 2	1- 0	HOME	1- 0	1- 0	1- 0				
4- 3	0- 3	1- 0	AWAY	1- 0	1- 0	1- 0				
0- 0	0- 0	0- 0	NEUTRAL	0- 0	0- 0	0- 0				

RPI	S	Opponent	Score	RPI	S	Opponent	Score	Team's RPI: 36	RPI	S	Opponent	Score	RPI	S	Opponent	Score
4	A	Baylor	64 69	37	N	James Madison	69 62		89	H	Elon	67 57	136	A	Texas Tech	69 42
4	H	Baylor	61 71	39	N	Southern California	67 78		92	A	TCU	97 84	136	H	Texas Tech	79 57
7	H	Texas	54 65	44	N	Indiana	75 64		99	A	Gonzaga	57 62	144	N	Marshall	66 60
16	A	Oklahoma St.	51 63	49	A	Kansas St.	72 53		100	H	Iowa St.	57 47	155	N	Yale	70 60
24	A	Oklahoma	54 57	49	H	Kansas St.	64 44						212	A	Kansas	65 45
24	H	Oklahoma	63 55										212	H	Kansas	72 35
													224	N	Grand Canyon	68 50
													272	H	Coppin St.	96 64
													301	H	Morehead St.	94 56
													310	H	Fairleigh Dickinson	91 42
													324	H	Longwood	74 43
													330	H	Delaware St.	77 34
LAST 12 Division I GAMES:																
24	H	Oklahoma	63 55	24	A	Oklahoma	54 57									
16	A	Oklahoma St.	51 63	92	A	TCU	97 84									
100	H	Iowa St.	57 47	212	H	Kansas	72 35									
49	H	Kansas St.	64 44	4	A	Baylor	64 69									
136	A	Texas Tech	69 42	136	H	Texas Tech	79 57									
4	H	Baylor	61 71	49	A	Kansas St.	72 53									

Non-Div I Games:

West Virginia

■ Loss, 
 ■ Non-Conf, 
 ■ S Site, 
 ■ H Home 
 ■ A Away 
 N Neutral

Average RPI Win:	296	WON-LOST	WINNING	LAST 10	STRENGTH OF	OPP. STRENGTH	TEAM	ADJ.	CONF.	ADJ CONF.
Average RPI Loss:	166	RECORD	PCT. RANK	GAMES	SCHEDULE	OF SCHEDULE	RPI	RPI	RPI	RPI
DIV. I ONLY	3- 20	336	2- 8	131	287	308	308	17	17	
DIV. I NON-CONF.	1- 10	330	0- 0	136	345	306	306	15	15	
TOTALS	RPI 1-25	RPI 26-50	W-L RECORDS	RPI 51-100	RPI 101-150	RPI 150+				
3- 20	0- 0	0- 2	OVERALL	0- 2	0- 8	3- 8				
2- 7	0- 0	0- 0	HOME	0- 1	0- 4	2- 2				
0- 13	0- 0	0- 2	AWAY	0- 1	0- 4	0- 6				
1- 0	0- 0	0- 0	NEUTRAL	0- 0	0- 0	1- 0				
1- 10	0- 0	0- 2	NON-CONFERENCE	0- 0	0- 2	1- 6				
0- 2	0- 0	0- 0	HOME	0- 0	0- 1	0- 1				
0- 8	0- 0	0- 2	AWAY	0- 0	0- 1	0- 5				
1- 0	0- 0	0- 0	NEUTRAL	0- 0	0- 0	1- 0				
2- 10	0- 0	0- 0	CONFERENCE	0- 2	0- 6	2- 2				
2- 5	0- 0	0- 0	HOME	0- 1	0- 3	2- 1				
0- 5	0- 0	0- 0	AWAY	0- 1	0- 3	0- 1				
0- 0	0- 0	0- 0	NEUTRAL	0- 0	0- 0	0- 0				

RPI S	Opponent	Score	RPI S	Opponent	Score	RPI S	Opponent	Score	RPI S	Opponent	Score	Team's RPI: 308
45	A Duke	47 84	47	A North Carolina St.	55 86	58	A Chattanooga	59 77	112	A Mercer	42 63	
						58	H Chattanooga	51 65	112	H Mercer	88 92	
									123	H UNC Asheville	45 67	
									124	A Samford	52 57	
									124	H Samford	42 59	
									145	A ETSU	62 74	
									145	H ETSU	43 45	
									150	A Davidson	51 64	
									186	A Eastern Ky.	62 91	
									211	A USC Upstate	59 68	
									219	H Furman	76 83	
									254	H Bethune-Cookman	59 66	
									279	A Campbell	66 73	
									288	H UNCG	84 72	
									292	N Florida A&M	69 53	
									297	A Kennesaw St.	53 65	
									309	A Wofford	71 72	
									309	H Wofford	74 72	
									316	A Charleston So.	59 80	
LAST 12 Division I GAMES:												
309	A Wofford	71 72	309	H Wofford	74 72							
58	H Chattanooga	51 65	219	H Furman	76 83							
145	H ETSU	43 45	145	A ETSU	62 74							
124	A Samford	52 57	58	A Chattanooga	59 77							
112	A Mercer	42 63	112	H Mercer	88 92							
288	H UNCG	84 72	124	H Samford	42 59							

Non-Div I Games: Anderson (SC) 72 55 Brevard 68 60 Warren Wilson 106 52

Western Caro.



Average RPI Win:	281	WON-LOST	WINNING	LAST 10	STRENGTH OF	OPP. STRENGTH	TEAM	ADJ.	CONF.	ADJ CONF.
Average RPI Loss:	138	RECORD	PCT. RANK	GAMES	SCHEDULE	OF SCHEDULE	RPI	RPI	RPI	RPI
DIV. I ONLY	12- 12	170	5- 5	286	229	221	221	18	18	
DIV. I NON-CONF.	5- 6	180	0- 0	298	234	243	243	19	19	
TOTALS	RPI 1-25	RPI 26-50	W-L RECORDS	RPI 51-100	RPI 101-150	RPI 150+				
12- 12	0- 0	0- 1	OVERALL	0- 4	0- 3	12- 4				
6- 4	0- 0	0- 0	HOME	0- 1	0- 1	6- 2				
5- 7	0- 0	0- 1	AWAY	0- 3	0- 2	5- 1				
1- 1	0- 0	0- 0	NEUTRAL	0- 0	0- 0	1- 1				
5- 6	0- 0	0- 1	NON-CONFERENCE	0- 1	0- 1	5- 3				
2- 2	0- 0	0- 0	HOME	0- 0	0- 0	2- 2				
2- 3	0- 0	0- 1	AWAY	0- 1	0- 1	2- 0				
1- 1	0- 0	0- 0	NEUTRAL	0- 0	0- 0	1- 1				
7- 6	0- 0	0- 0	CONFERENCE	0- 3	0- 2	7- 1				
4- 2	0- 0	0- 0	HOME	0- 1	0- 1	4- 0				
3- 4	0- 0	0- 0	AWAY	0- 2	0- 1	3- 1				
0- 0	0- 0	0- 0	NEUTRAL	0- 0	0- 0	0- 0				

RPI S	Opponent	Score	RPI S	Opponent	Score	RPI S	Opponent	Score	RPI S	Opponent	Score	Team's RPI: 221
49	A Kansas St.	45 84	55	A Iowa	81 96	125	A IUPUI	87 96				
			65	A South Dakota St.	63 85	125	H IUPUI	60 68				
			78	A South Dakota	50 86	129	A North Dakota	67 78				
			78	H South Dakota	77 102	156	H Oral Roberts	72 61				
						163	H SIUE	78 74				
						200	H Southeast Mo. St.	84 89				
						213	H Ill.-Chicago	70 78				
						254	N Bethune-Cookman	75 59				
						260	A Omaha	66 79				
						260	H Omaha	74 55				
						281	N Towson	77 83				
						303	A Denver	80 69				
						303	H Denver	63 60				
						307	A North Dakota St.	94 82				
						313	A Illinois St.	79 64				
						317	A IPFW	78 74				
						317	H IPFW	88 87				
						336	H Chicago St.	88 50				
						340	A Eastern Ill.	92 69				
LAST 12 Division I GAMES:												
78	A South Dakota	50 86	65	A South Dakota St.	63 85							
303	A Denver	80 69	307	A North Dakota St.	94 82							
125	A IUPUI	87 96	303	H Denver	63 60							
317	H IPFW	88 87	125	H IUPUI	60 68							
260	H Omaha	74 55	317	A IPFW	78 74							
78	H South Dakota	77 102	260	A Omaha	66 79							

Non-Div I Games: Ashford 86 58 Central Methodist 108 46

Western Ill.

Average RPI Win:	182	WON-LOST	WINNING	LAST 10	STRENGTH OF	OPP. STRENGTH	TEAM	ADJ.	CONF.	ADJ CONF.
Average RPI Loss:	85	RECORD	PCT. RANK	GAMES	SCHEDULE	OF SCHEDULE	RPI	RPI	RPI	RPI
DIV. I ONLY	19- 4	25	8- 2	153	106	50	50	12	12	
DIV. I NON-CONF.	8- 2	51	0- 0	207	110	53	53	10	10	
TOTALS	RPI 1-25	RPI 26-50	W-L RECORDS	RPI 51-100	RPI 101-150	RPI 150+				
19- 4	1- 0	0- 1	OVERALL	1- 2	5- 0	12- 1				
10- 1	1- 0	0- 1	HOME	1- 0	2- 0	6- 0				
8- 3	0- 0	0- 0	AWAY	0- 2	3- 0	5- 1				
1- 0	0- 0	0- 0	NEUTRAL	0- 0	0- 0	1- 0				
8- 2	1- 0	0- 0	NON-CONFERENCE	0- 1	2- 0	5- 1				
4- 0	1- 0	0- 0	HOME	0- 0	1- 0	2- 0				
3- 2	0- 0	0- 0	AWAY	0- 1	1- 0	2- 1				
1- 0	0- 0	0- 0	NEUTRAL	0- 0	0- 0	1- 0				
11- 2	0- 0	0- 1	CONFERENCE	1- 1	3- 0	7- 0				
6- 1	0- 0	0- 1	HOME	1- 0	1- 0	4- 0				
5- 1	0- 0	0- 0	AWAY	0- 1	2- 0	3- 0				
0- 0	0- 0	0- 0	NEUTRAL	0- 0	0- 0	0- 0				

RPI 1-25			RPI 26-50			Team's RPI: 50	RPI 51-100			RPI 101+		
RPI	S	Opponent	Score	RPI	S	Opponent	Score	RPI	S	Opponent	Score	
18	H	Louisville	71 69	27	H	UTEP	78 85	73	A	Middle Tenn.	75 83	102 H Belmont 80 65
								77	A	Ball St.	60 74	140 A UAB 63 49
								84	H	Charlotte	77 66	144 A Marshall 80 76
												144 H Marshall 81 52
												149 A UT Arlington 73 64
												158 A Old Dominion 85 74
												158 H Old Dominion 68 51
												161 A Ole Miss 53 59
												166 N George Mason 84 58
												186 H Eastern Ky. 76 60
												192 A Fla. Atlantic 81 62
												210 A Col. of Charleston 78 44
												217 H North Texas 65 53
												230 H Rice 52 49
												253 H UTSA 72 65
												270 H Austin Peay 88 69
												295 A FIU 71 69
												335 A Lipscomb 64 56
LAST 12 Division I GAMES:												
158	A	Old Dominion	85 74	84	H	Charlotte	77 66	158	H	Old Dominion	68 51	
144	A	Marshall	80 76	217	H	North Texas	65 53	230	H	Rice	52 49	
27	H	UTEP	78 85	253	H	UTSA	72 65	192	A	Fla. Atlantic	81 62	
273	H	Middle Tenn.	75 83	295	A	FIU	71 69					
140	A	UAB	63 49									

Non-Div I Games: Alas. Anchorage 62 58

Western Ky.

Average RPI Win:	244	WON-LOST	WINNING	LAST 10	STRENGTH OF	OPP. STRENGTH	TEAM	ADJ.	CONF.	ADJ CONF.
Average RPI Loss:	72	RECORD	PCT. RANK	GAMES	SCHEDULE	OF SCHEDULE	RPI	RPI	RPI	RPI
DIV. I ONLY	13- 10	133	6- 4	150	151	118	118	11	11	
DIV. I NON-CONF.	6- 4	125	0- 0	165	178	108	108	13	13	
TOTALS	RPI 1-25	RPI 26-50	W-L RECORDS	RPI 51-100	RPI 101-150	RPI 150+				
13- 10	0- 0	0- 3	OVERALL	0- 4	2- 3	11- 0				
6- 2	0- 0	0- 0	HOME	0- 1	1- 1	5- 0				
6- 6	0- 0	0- 2	AWAY	0- 2	1- 2	5- 0				
1- 2	0- 0	0- 1	NEUTRAL	0- 1	0- 0	1- 0				
6- 4	0- 0	0- 2	NON-CONFERENCE	0- 1	0- 1	6- 0				
2- 0	0- 0	0- 0	HOME	0- 0	0- 0	2- 0				
3- 2	0- 0	0- 1	AWAY	0- 0	0- 1	3- 0				
1- 2	0- 0	0- 1	NEUTRAL	0- 1	0- 0	1- 0				
7- 6	0- 0	0- 1	CONFERENCE	0- 3	2- 2	5- 0				
4- 2	0- 0	0- 0	HOME	0- 1	1- 1	3- 0				
3- 4	0- 0	0- 1	AWAY	0- 2	1- 1	2- 0				
0- 0	0- 0	0- 0	NEUTRAL	0- 0	0- 0	0- 0				

RPI S	Opponent	Score	RPI S	Opponent	Score	RPI S	Opponent	Score	RPI S	Opponent	Score	Team's RPI: 118
26	A Michigan St.	40 78	62	N FGCU	42 60	107	A Northwestern	62 86				
31	A Ohio	63 73	71	A Central Mich.	51 53	110	A Toledo	73 80				
32	N Mississippi St.	68 90	77	H Ball St.	53 77	110	H Toledo	68 80				
			97	A Eastern Mich.	66 70	128	H Akron	69 65				
						139	A Buffalo	92 78				
						165	A Loyola Chicago	68 45				
						178	H Detroit	70 66				
						202	N Gardner-Webb	71 44				
						258	A Bowling Green	65 49				
						258	H Bowling Green	74 45				
						259	H Miami (OH)	80 66				
						299	A Bradley	72 59				
						314	A Kent St.	65 53				
						314	H Kent St.	73 52				
						317	A IPFW	70 48				
						336	H Chicago St.	65 56				
LAST 12 Division I GAMES:												
128	H Akron	69 65	77	H Ball St.	53 77							
258	A Bowling Green	65 49	139	A Buffalo	92 78							
97	A Eastern Mich.	66 70	259	H Miami (OH)	80 66							
110	H Toledo	68 80	314	H Kent St.	73 52							
314	A Kent St.	65 53	110	A Toledo	73 80							
71	A Central Mich.	51 53	258	H Bowling Green	74 45							

Non-Div I Games: Ferris St. 73 41 Wis.-Parkside 56 49

Western Mich.

Average RPI Win:	243	WON-LOST	WINNING	LAST 10	STRENGTH OF	OPP. STRENGTH	TEAM	ADJ.	CONF.	ADJ CONF.
Average RPI Loss:	165	RECORD	PCT. RANK	GAMES	SCHEDULE	OF SCHEDULE	RPI	RPI	RPI	RPI
DIV. I ONLY	6- 18	291	2- 3	193	212	293	293	21	21	
DIV. I NON-CONF.	3- 8	258	1- 0	157	223	258	258	17	17	
TOTALS	RPI 1-25	RPI 26-50	W-L RECORDS	RPI 51-100	RPI 101-150	RPI 150+				
6- 18	0- 1	0- 2	OVERALL	0- 1	1- 5	5- 9				
5- 8	0- 1	0- 1	HOME	0- 1	1- 2	4- 3				
1- 9	0- 0	0- 1	AWAY	0- 0	0- 3	1- 5				
0- 1	0- 0	0- 0	NEUTRAL	0- 0	0- 0	0- 1				
3- 8	0- 1	0- 2	NON-CONFERENCE	0- 0	0- 1	3- 4				
2- 4	0- 1	0- 1	HOME	0- 0	0- 0	2- 2				
1- 3	0- 0	0- 1	AWAY	0- 0	0- 1	1- 1				
0- 1	0- 0	0- 0	NEUTRAL	0- 0	0- 0	0- 1				
3- 10	0- 0	0- 0	CONFERENCE	0- 1	1- 4	2- 5				
3- 4	0- 0	0- 0	HOME	0- 1	1- 2	2- 1				
0- 6	0- 0	0- 0	AWAY	0- 0	0- 2	0- 4				
0- 0	0- 0	0- 0	NEUTRAL	0- 0	0- 0	0- 0				

RPI 1-25				RPI 26-50				RPI 51-100				RPI 101+				Team's RPI: 293	
RPI	S	Opponent	Score	RPI	S	Opponent	Score	RPI	S	Opponent	Score	RPI	S	Opponent	Score		
19	H	Tennessee	51 58	35	H	Missouri	37 57	88	H	Missouri St.	57 77	108	A	Drake	59 81		
				43	A	Arkansas St.	40 67					108	H	Drake	56 87		
												120	A	UNI	48 69		
												120	H	UNI	44 55		
												141	H	Southern Ill.	57 48		
												142	A	Creighton	54 79		
												165	A	Loyola Chicago	55 60		
												165	H	Loyola Chicago	65 62		
												187	H	Eastern Wash.	62 67		
												200	H	Southeast Mo. St.	62 66		
												206	N	Richmond	50 63		
												234	A	Indiana St.	33 59		
												249	H	N.C. A&T	55 53		
												276	A	Tennessee Tech	48 54		
												287	H	Prairie View	64 36		
												295	A	FIU	76 62		
												299	A	Bradley	44 50		
												299	H	Bradley	50 55		
												313	A	Illinois St.	49 70		
												323	H	Evansville	58 50		
LAST 12 Division I GAMES:																	
295	A	FIU	76 62	323	H	Evansville	58 50										
165	H	Loyola Chicago	65 62	141	H	Southern Ill.	57 48										
299	H	Bradley	50 55	299	A	Bradley	44 50										
120	A	UNI	48 69	165	A	Loyola Chicago	55 60										
108	A	Drake	59 81	108	H	Drake	56 87										
88	H	Missouri St.	57 77	120	H	UNI	44 55										

Non-Div I Games:

Wichita St.

Loss, Non-Conf, S Site, H Home A Away N Neutral

## William &amp; Mary

Through Games Of Feb. 18, 2016

Average RPI Win:	244	WON-LOST	WINNING	LAST 10	STRENGTH OF	OPP. STRENGTH	TEAM	ADJ.	CONF.	ADJ CONF.
Average RPI Loss:	145	RECORD	PCT. RANK	GAMES	SCHEDULE	OF SCHEDULE	RPI	RPI	RPI	RPI
DIV. I ONLY	13- 11	146	2- 8	312	175	218	218	13	13	
DIV. I NON-CONF.	9- 2	37	0- 0	342	294	153	153	12	12	
TOTALS	RPI 1-25	RPI 26-50	W-L RECORDS	RPI 51-100	RPI 101-150	RPI 150+				
13- 11	0- 0	1- 0	OVERALL	0- 5	0- 0	12- 6				
8- 4	0- 0	1- 0	HOME	0- 2	0- 0	7- 2				
5- 7	0- 0	0- 0	AWAY	0- 0	0- 0	5- 2				
0- 0	0- 0	0- 0	NEUTRAL	0- 0	0- 0	0- 0				
9- 2	0- 0	0- 0	NON-CONFERENCE	0- 1	0- 0	9- 1				
5- 0	0- 0	0- 0	HOME	0- 0	0- 0	5- 0				
4- 2	0- 0	0- 0	AWAY	0- 1	0- 0	4- 1				
0- 0	0- 0	0- 0	NEUTRAL	0- 0	0- 0	0- 0				
4- 9	0- 0	1- 0	CONFERENCE	0- 4	0- 0	3- 5				
3- 4	0- 0	1- 0	HOME	0- 2	0- 0	2- 2				
1- 5	0- 0	0- 0	AWAY	0- 2	0- 0	1- 3				
0- 0	0- 0	0- 0	NEUTRAL	0- 0	0- 0	0- 0				

RPI S	Opponent	Score	RPI S	Opponent	Score	RPI S	Opponent	Score	RPI S	Opponent	Score	Team's RPI: 218
37	H James Madison	65 59	67	A Hofstra	45 75	158	H Old Dominion	75 64				
			67	H Hofstra	53 61	169	A Northeastern	68 69				
			89	A Elon	51 73	169	H Northeastern	69 62				
			90	H Drexel	50 67	174	A Delaware	63 67				
			96	A VCU	47 73	174	H Delaware	53 69				
						191	H Grambling	74 55				
						206	A Richmond	50 56				
						210	H Col. of Charleston	51 55				
						248	A Clemson	58 41				
						250	A Loyola Maryland	62 61				
						257	A UNCW	44 59				
						257	H UNCW	77 65				
						265	H American	62 51				
						281	A Towson	73 54				
						309	H Wofford	75 55				
						330	A Delaware St.	65 59				
						337	A Mt. St. Mary's	76 74				
						346	H Norfolk St.	67 47				
LAST 12 Division I GAMES:												
174	H Delaware	53 69	174	A Delaware	63 67							
67	H Hofstra	53 61	257	H UNCW	77 65							
257	A UNCW	44 59	67	A Hofstra	45 75							
89	A Elon	51 73	169	A Northeastern	68 69							
169	H Northeastern	69 62	90	H Drexel	50 67							
210	H Col. of Charleston	51 55	281	A Towson	73 54							

Non-Div I Games:

William &amp; Mary

■ Loss, 
■ Non-Conf, 
■ S Site, 
■ H Home 
■ A Away 
N Neutral

Average RPI Win:	<b>282</b>	WON-LOST	WINNING	LAST 10	STRENGTH OF	OPP. STRENGTH	TEAM	ADJ.	CONF.	ADJ CONF.
Average RPI Loss:	<b>174</b>	RECORD	PCT. RANK	GAMES	SCHEDULE	OF SCHEDULE	RPI	RPI	RPI	RPI
DIV. I ONLY	<b>4- 20</b>	<b>321</b>	<b>2- 8</b>	<b>166</b>	<b>269</b>	<b>311</b>	<b>311</b>	<b>28</b>	<b>28</b>	
DIV. I NON-CONF.	<b>1- 8</b>	<b>320</b>	<b>0- 0</b>	<b>47</b>	<b>48</b>	<b>244</b>	<b>244</b>	<b>29</b>	<b>29</b>	
TOTALS	RPI 1-25	RPI 26-50	W-L RECORDS	RPI 51-100	RPI 101-150	RPI 150+				
4- 20	0- 2	0- 2	OVERALL	0- 2	0- 3	4- 11				
4- 5	0- 0	0- 0	HOME	0- 0	0- 1	4- 4				
0- 14	0- 2	0- 1	AWAY	0- 2	0- 2	0- 7				
0- 1	0- 0	0- 1	NEUTRAL	0- 0	0- 0	0- 0				
1- 8	0- 2	0- 2	NON-CONFERENCE	0- 1	0- 1	1- 2				
1- 0	0- 0	0- 0	HOME	0- 0	0- 0	1- 0				
0- 7	0- 2	0- 1	AWAY	0- 1	0- 1	0- 2				
0- 1	0- 0	0- 1	NEUTRAL	0- 0	0- 0	0- 0				
3- 12	0- 0	0- 0	CONFERENCE	0- 1	0- 2	3- 9				
3- 5	0- 0	0- 0	HOME	0- 0	0- 1	3- 4				
0- 7	0- 0	0- 0	AWAY	0- 1	0- 1	0- 5				
0- 0	0- 0	0- 0	NEUTRAL	0- 0	0- 0	0- 0				

RPI 1-25				RPI 26-50				RPI 51-100				RPI 101+ Team's RPI: 311			
RPI	S	Opponent	Score	RPI	S	Opponent	Score	RPI	S	Opponent	Score	RPI	S	Opponent	Score
2	A	South Carolina	37 <b>86</b>	31	N	Ohio	54 <b>75</b>	52	A	Auburn	33 <b>76</b>	123	A	UNC Asheville	55 <b>63</b>
24	A	Oklahoma	48 <b>78</b>	45	A	Duke	50 <b>78</b>	98	A	Liberty	61 <b>77</b>	123	H	UNC Asheville	59 <b>67</b>
												128	A	Akron	59 <b>76</b>
												197	A	Radford	44 <b>66</b>
												202	A	Gardner-Webb	52 <b>70</b>
												202	H	Gardner-Webb	81 62
												210	A	Col. of Charleston	63 <b>77</b>
												219	A	Furman	52 <b>71</b>
												222	H	Presbyterian	48 <b>59</b>
												247	H	High Point	67 <b>74</b>
												279	A	Campbell	56 <b>69</b>
												279	H	Campbell	50 49
												296	H	Coastal Caro.	52 43
												316	A	Charleston So.	51 <b>54</b>
												316	H	Charleston So.	50 <b>58</b>
												324	A	Longwood	60 <b>67</b>
												324	H	Longwood	60 <b>63</b>
												349	H	N.C. Central	62 39
LAST 12 Division I GAMES:															
279	A	Campbell	56 <b>69</b>	279	H	Campbell	50 49								
296	H	Coastal Caro.	52 43	247	H	High Point	67 <b>74</b>								
202	A	Gardner-Webb	52 <b>70</b>	98	A	Liberty	61 <b>77</b>								
123	H	UNC Asheville	59 <b>67</b>	222	H	Presbyterian	48 <b>59</b>								
316	H	Charleston So.	50 <b>58</b>	197	A	Radford	44 <b>66</b>								
324	A	Longwood	60 <b>67</b>	324	H	Longwood	60 <b>63</b>								

Non-Div I Games:

Winthrop

■ Loss, 
 ■ Non-Conf, 
 ■ S Site, 
 ■ Home 
 ■ A Away 
 N Neutral

Average RPI Win:	136	WON-LOST	WINNING	LAST 10	STRENGTH OF	OPP. STRENGTH	TEAM	ADJ.	CONF.	ADJ CONF.
Average RPI Loss:	72	RECORD	PCT. RANK	GAMES	SCHEDULE	OF SCHEDULE	RPI	RPI	RPI	RPI
DIV. I ONLY	7- 18	280	1- 9	36	21	171	171	4	4	
DIV. I NON-CONF.	4- 6	201	0- 0	56	82	155	155	4	4	
TOTALS	RPI 1-25	RPI 26-50	W-L RECORDS	RPI 51-100	RPI 101-150	RPI 150+				
7- 18	0- 4	1- 3	OVERALL	1- 7	2- 1	3- 3				
5- 8	0- 3	1- 1	HOME	1- 2	1- 1	2- 1				
1- 10	0- 1	0- 2	AWAY	0- 5	1- 0	0- 2				
1- 0	0- 0	0- 0	NEUTRAL	0- 0	0- 0	1- 0				
4- 6	0- 2	0- 0	NON-CONFERENCE	0- 2	1- 1	3- 1				
2- 3	0- 2	0- 0	HOME	0- 0	0- 1	2- 0				
1- 3	0- 0	0- 0	AWAY	0- 2	1- 0	0- 1				
1- 0	0- 0	0- 0	NEUTRAL	0- 0	0- 0	1- 0				
3- 12	0- 2	1- 3	CONFERENCE	1- 5	1- 0	0- 2				
3- 5	0- 1	1- 1	HOME	1- 2	1- 0	0- 1				
0- 7	0- 1	0- 2	AWAY	0- 3	0- 0	0- 1				
0- 0	0- 0	0- 0	NEUTRAL	0- 0	0- 0	0- 0				

RPI 1-25				RPI 26-50				RPI 51-100				RPI 101+ Team's RPI: 171			
RPI	S	Opponent	Score	RPI	S	Opponent	Score	RPI	S	Opponent	Score	RPI	S	Opponent	Score
5	A	Ohio St.	61 87	26	A	Michigan St.	67 77	51	A	Rutgers	41 61	108	H	Drake	70 89
12	H	Maryland	65 90	26	H	Michigan St.	54 77	55	H	Iowa	54 57	113	A	Wake Forest	64 51
21	H	Florida	75 91	44	A	Indiana	57 67	60	A	Dayton	64 87	126	H	Penn St.	82 62
23	H	Green Bay	58 72	44	H	Indiana	73 69	64	H	Purdue	64 57	157	A	Illinois	65 71
								66	A	Michigan	65 82	157	H	Illinois	56 76
								69	A	Nebraska	62 75	174	N	Delaware	54 52
								79	H	Minnesota	77 84	176	H	Louisiana Tech	79 65
								82	A	Marquette	61 77	251	A	San Diego St.	57 63
												256	H	Northern Ill.	89 62
LAST 12 Division I GAMES:															
157	H	Illinois	56 76	69	A	Nebraska	62 75								
44	A	Indiana	57 67	79	H	Minnesota	77 84								
66	A	Michigan	65 82	12	H	Maryland	65 90								
64	H	Purdue	64 57	157	A	Illinois	65 71								
5	A	Ohio St.	61 87	55	H	Iowa	54 57								
26	H	Michigan St.	54 77	126	H	Penn St.	82 62								

Non-Div I Games:

Wisconsin

■ Loss, 
■ Non-Conf, 
■ S Site, 
■ H Home 
■ A Away 
N Neutral

Average RPI Win:	287	WON-LOST	WINNING	LAST 10	STRENGTH OF	OPP. STRENGTH	TEAM	ADJ.	CONF.	ADJ CONF.
Average RPI Loss:	179	RECORD	PCT. RANK	GAMES	SCHEDULE	OF SCHEDULE	RPI	RPI	RPI	RPI
DIV. I ONLY	6- 17	287	2- 7	248	303	309	309	17	17	
DIV. I NON-CONF.	4- 8	234	0- 0	246	349	289	289	15	15	
TOTALS	RPI 1-25	RPI 26-50	W-L RECORDS	RPI 51-100	RPI 101-150	RPI 150+				
6- 17	0- 0	0- 0	OVERALL	0- 3	0- 6	6- 8				
5- 6	0- 0	0- 0	HOME	0- 1	0- 4	5- 1				
1- 11	0- 0	0- 0	AWAY	0- 2	0- 2	1- 7				
0- 0	0- 0	0- 0	NEUTRAL	0- 0	0- 0	0- 0				
4- 8	0- 0	0- 0	NON-CONFERENCE	0- 1	0- 2	4- 5				
4- 1	0- 0	0- 0	HOME	0- 0	0- 1	4- 0				
0- 7	0- 0	0- 0	AWAY	0- 1	0- 1	0- 5				
0- 0	0- 0	0- 0	NEUTRAL	0- 0	0- 0	0- 0				
2- 9	0- 0	0- 0	CONFERENCE	0- 2	0- 4	2- 3				
1- 5	0- 0	0- 0	HOME	0- 1	0- 3	1- 1				
1- 4	0- 0	0- 0	AWAY	0- 1	0- 1	1- 2				
0- 0	0- 0	0- 0	NEUTRAL	0- 0	0- 0	0- 0				

RPI 1-25				RPI 26-50				RPI 51-100				RPI 101+				Team's RPI: 309	
RPI	S	Opponent	Score	RPI	S	Opponent	Score	RPI	S	Opponent	Score	RPI	S	Opponent	Score		
								58	A	Chattanooga	48 65	112	H	Mercer	61 70		
								58	H	Chattanooga	40 53	119	A	Virginia Tech	42 73		
								79	A	Minnesota	54 98	123	H	UNC Asheville	63 70		
												124	H	Samford	39 58		
												145	A	ETSU	69 70		
												145	H	ETSU	54 70		
												197	H	Radford	79 70		
												202	A	Gardner-Webb	61 64		
												218	A	William & Mary	55 75		
												219	A	Furman	64 70		
												219	H	Furman	61 70		
												283	H	Jacksonville St.	66 54		
												288	A	UNCG	58 56		
												296	A	Coastal Caro.	69 83		
												297	H	Kennesaw St.	70 59		
												306	A	South Carolina St.	47 60		
												308	A	Western Caro.	72 74		
												308	H	Western Caro.	72 71		
												316	A	Charleston So.	64 74		
												349	H	N.C. Central	60 37		
LAST 12 Division I GAMES:																	
				308	H	Western Caro.	72 71					308	A	Western Caro.	72 74		
				219	A	Furman	64 70					288	A	UNCG	58 56		
				58	A	Chattanooga	48 65					219	H	Furman	61 70		
				145	A	ETSU	69 70					145	H	ETSU	54 70		
				124	H	Samford	39 58					58	H	Chattanooga	40 53		
				112	H	Mercer	61 70					297	H	Kennesaw St.	70 59		

Non-Div I Games: Montreat 83 48 Bluefield Col. 69 58

Wofford

Loss, Non-Conf, S Site, H Home A Away N Neutral



Average RPI Win:	222	WON-LOST	WINNING	LAST 10	STRENGTH OF	OPP. STRENGTH	TEAM	ADJ.	CONF.	ADJ CONF.
Average RPI Loss:	69	RECORD	PCT. RANK	GAMES	SCHEDULE	OF SCHEDULE	RPI	RPI	RPI	RPI
DIV. I ONLY	18- 6	48	7- 3	190	136	91	91	14	14	
DIV. I NON-CONF.	8- 3	77	0- 0	279	84	134	134	16	16	
TOTALS	RPI 1-25	RPI 26-50	W-L RECORDS	RPI 51-100	RPI 101-150	RPI 150+				
18- 6	0- 2	1- 1	OVERALL	0- 1	2- 1	15- 1				
8- 3	0- 2	0- 0	HOME	0- 0	1- 0	7- 1				
8- 2	0- 0	0- 1	AWAY	0- 0	1- 1	7- 0				
2- 1	0- 0	1- 0	NEUTRAL	0- 1	0- 0	1- 0				
8- 3	0- 1	1- 1	NON-CONFERENCE	0- 1	0- 0	7- 0				
4- 1	0- 1	0- 0	HOME	0- 0	0- 0	4- 0				
2- 1	0- 0	0- 1	AWAY	0- 0	0- 0	2- 0				
2- 1	0- 0	1- 0	NEUTRAL	0- 1	0- 0	1- 0				
10- 3	0- 1	0- 0	CONFERENCE	0- 0	2- 1	8- 1				
4- 2	0- 1	0- 0	HOME	0- 0	1- 0	3- 1				
6- 1	0- 0	0- 0	AWAY	0- 0	1- 1	5- 0				
0- 0	0- 0	0- 0	NEUTRAL	0- 0	0- 0	0- 0				

RPI 1-25				RPI 26-50				RPI 51-100 Team's RPI: 91				RPI 101+			
RPI	S	Opponent	Score	RPI	S	Opponent	Score	RPI	S	Opponent	Score	RPI	S	Opponent	Score
23	H	Green Bay	58 63	28	A	Miami (FL)	67 80	55	N	Iowa	77 83	103	A	Youngstown St.	69 72
25	H	Georgia	57 63	29	N	George Washington	77 71					146	A	Northern Ky.	76 65
												146	H	Northern Ky.	66 61
												178	A	Detroit	89 71
												181	H	Milwaukee	60 82
												186	A	Eastern Ky.	71 69
												198	H	Butler	66 53
												205	A	Oakland	77 72
												205	H	Oakland	79 63
												213	A	Ill.-Chicago	80 72
												213	H	Ill.-Chicago	73 62
												242	A	Valparaiso	65 54
												242	H	Valparaiso	80 63
												269	N	Houston	75 61
												270	H	Austin Peay	77 56
												291	A	Cleveland St.	93 65
												314	A	Kent St.	73 68
												315	H	Southeastern La.	106 72
												335	H	Lipscomb	92 65
LAST 12 Division I GAMES:															
205	H	Oakland	79 63	23	H	Green Bay	58 63								
146	A	Northern Ky.	76 65	181	H	Milwaukee	60 82								
213	A	Ill.-Chicago	80 72	205	A	Oakland	77 72								
242	A	Valparaiso	65 54	178	A	Detroit	89 71								
291	A	Cleveland St.	93 65	146	H	Northern Ky.	66 61								
103	A	Youngstown St.	69 72	242	H	Valparaiso	80 63								

Non-Div I Games: Mt. St. Joseph 117 26 Cincinnati Christian 107 44

Wright St.

## Wyoming

Through Games Of Feb. 18, 2016

Average RPI Win:	253	WON-LOST	WINNING	LAST 10	STRENGTH OF	OPP. STRENGTH	TEAM	ADJ.	CONF.	ADJ CONF.
Average RPI Loss:	159	RECORD	PCT. RANK	GAMES	SCHEDULE	OF SCHEDULE	RPI	RPI	RPI	RPI
DIV. I ONLY	11- 12	186	3- 7	283	241	241	241	19	19	
DIV. I NON-CONF.	6- 3	99	0- 0	211	288	129	129	20	20	
TOTALS	RPI 1-25	RPI 26-50	W-L RECORDS	RPI 51-100	RPI 101-150	RPI 150+				
11- 12	0- 0	0- 1	OVERALL	0- 2	1- 4	10- 5				
8- 4	0- 0	0- 0	HOME	0- 1	1- 1	7- 2				
3- 8	0- 0	0- 1	AWAY	0- 1	0- 3	3- 3				
0- 0	0- 0	0- 0	NEUTRAL	0- 0	0- 0	0- 0				
6- 3	0- 0	0- 0	NON-CONFERENCE	0- 2	0- 1	6- 0				
4- 1	0- 0	0- 0	HOME	0- 1	0- 0	4- 0				
2- 2	0- 0	0- 0	AWAY	0- 1	0- 1	2- 0				
0- 0	0- 0	0- 0	NEUTRAL	0- 0	0- 0	0- 0				
5- 9	0- 0	0- 1	CONFERENCE	0- 0	1- 3	4- 5				
4- 3	0- 0	0- 0	HOME	0- 0	1- 1	3- 2				
1- 6	0- 0	0- 1	AWAY	0- 0	0- 2	1- 3				
0- 0	0- 0	0- 0	NEUTRAL	0- 0	0- 0	0- 0				

RPI S	Opponent	Score	RPI S	Opponent	Score	RPI S	Opponent	Score	RPI S	Opponent	Score	Team's RPI: 241
46	A Colorado St.	42 63	53	H St. Mary's (CA)	64 70	135	A Idaho	57 61	138	A Fresno St.	52 64	
			99	A Gonzaga	57 61	138	H Fresno St.	42 49	147	A Boise St.	49 58	
						147	H Boise St.	82 58	160	H Montana St.	75 69	
						172	H New Mexico	66 48	177	H Colorado	77 68	
						184	H San Jose St.	66 67	187	A UNLV	37 66	
						203	A Utah St.	75 84	215	H Montana	68 61	
						251	H San Diego St.	77 84	255	H UC Santa Barbara	76 67	
						303	A Denver	75 64	331	A Nevada	65 68	
						331	H Nevada	68 53	339	A Cal St. Fullerton	61 56	
						343	A Air Force	67 45	343	H Air Force	84 56	
LAST 12 Division I GAMES:												
138	A Fresno St.	52 64	147	A Boise St.	49 58							
147	H Boise St.	82 58	331	A Nevada	65 68							
203	A Utah St.	75 84	172	H New Mexico	66 48							
343	H Air Force	84 56	184	H San Jose St.	66 67							
46	A Colorado St.	42 63	187	A UNLV	37 66							
138	H Fresno St.	42 49	343	A Air Force	67 45							

Non-Div I Games: Chadron St. 81 53

Wyoming

  Loss, 
   Non-Conf, 
   S Site, 
   H Home 
   A Away 
 N Neutral

Average RPI Win:	220	WON-LOST	WINNING	LAST 10	STRENGTH OF	OPP. STRENGTH	TEAM	ADJ.	CONF.	ADJ CONF.
Average RPI Loss:	60	RECORD	PCT. RANK	GAMES	SCHEDULE	OF SCHEDULE	RPI	RPI	RPI	RPI
DIV. I ONLY	17- 8	78	5- 5	276	76	134	134	6	6	
DIV. I NON-CONF.	9- 2	37	0- 0	336	233	194	194	6	6	
TOTALS	RPI 1-25	RPI 26-50	W-L RECORDS	RPI 51-100	RPI 101-150	RPI 150+				
17- 8	0- 2	0- 2	OVERALL	3- 3	1- 1	13- 0				
15- 2	0- 1	0- 0	HOME	3- 1	1- 0	11- 0				
2- 6	0- 0	0- 0	AWAY	0- 0	0- 0	2- 0				
0- 0	0- 0	0- 0	NEUTRAL	0- 0	0- 0	0- 0				
9- 2	0- 0	0- 0	NON-CONFERENCE	0- 2	0- 0	9- 0				
9- 1	0- 0	0- 0	HOME	0- 1	0- 0	9- 0				
0- 1	0- 0	0- 0	AWAY	0- 1	0- 0	0- 0				
0- 0	0- 0	0- 0	NEUTRAL	0- 0	0- 0	0- 0				
8- 6	0- 2	0- 2	CONFERENCE	3- 1	1- 1	4- 0				
6- 1	0- 1	0- 0	HOME	3- 0	1- 0	2- 0				
2- 5	0- 1	0- 2	AWAY	0- 1	0- 1	2- 0				
0- 0	0- 0	0- 0	NEUTRAL	0- 0	0- 0	0- 0				

RPI 1-25				RPI 26-50				RPI 51-100				RPI 101+ Team's RPI: 134			
RPI	S	Opponent	Score	RPI	S	Opponent	Score	RPI	S	Opponent	Score	RPI	S	Opponent	Score
20	A	DePaul	52 82	38	A	Seton Hall	66 82	54	H	Villanova	74 67	142	A	Creighton	47 74
20	H	DePaul	53 70	41	A	St. John's (NY)	41 57	66	A	Michigan	54 92	142	H	Creighton	57 55
								73	H	Middle Tenn.	53 62	197	H	Radford	63 56
								82	A	Marquette	69 74	198	A	Butler	73 63
								82	H	Marquette	71 66	198	H	Butler	55 47
								87	H	Georgetown	59 54	209	H	Cincinnati	65 56
												233	H	Binghamton	64 55
												252	A	Providence	62 54
												252	H	Providence	72 47
												276	H	Tennessee Tech	64 47
												294	H	UMES	61 56
												297	H	Kennesaw St.	62 59
												315	H	Southeastern La.	67 27
												323	H	Evansville	65 57
												327	H	Howard	70 47
LAST 12 Division I GAMES:															
82	A	Marquette	69 74	38	A	Seton Hall	66 82								
20	A	DePaul	52 82	20	H	DePaul	53 70								
142	H	Creighton	57 55	82	H	Marquette	71 66								
252	H	Providence	72 47	252	A	Providence	62 54								
198	H	Butler	55 47	142	A	Creighton	47 74								
41	A	St. John's (NY)	41 57	198	A	Butler	73 63								

Non-Div I Games:

Xavier

Average RPI Win:	233	WON-LOST	WINNING	LAST 10	STRENGTH OF	OPP. STRENGTH	TEAM	ADJ.	CONF.	ADJ CONF.
Average RPI Loss:	95	RECORD	PCT. RANK	GAMES	SCHEDULE	OF SCHEDULE	RPI	RPI	RPI	RPI
DIV. I ONLY	10- 14	225	3- 7	67	181	155	155	10	10	
DIV. I NON-CONF.	8- 8	160	1- 3	95	184	138	138	11	11	
TOTALS	RPI 1-25	RPI 26-50	W-L RECORDS	RPI 51-100	RPI 101-150	RPI 150+				
10- 14	0- 0	0- 6	OVERALL	0- 2	2- 3	8- 3				
7- 3	0- 0	0- 0	HOME	0- 1	1- 1	6- 1				
1- 10	0- 0	0- 5	AWAY	0- 1	0- 2	1- 2				
2- 1	0- 0	0- 1	NEUTRAL	0- 0	1- 0	1- 0				
8- 8	0- 0	0- 4	NON-CONFERENCE	0- 2	2- 2	6- 0				
6- 1	0- 0	0- 0	HOME	0- 1	1- 0	5- 0				
0- 6	0- 0	0- 3	AWAY	0- 1	0- 2	0- 0				
2- 1	0- 0	0- 1	NEUTRAL	0- 0	1- 0	1- 0				
2- 6	0- 0	0- 2	CONFERENCE	0- 0	0- 1	2- 3				
1- 2	0- 0	0- 0	HOME	0- 0	0- 1	1- 1				
1- 4	0- 0	0- 2	AWAY	0- 0	0- 0	1- 2				
0- 0	0- 0	0- 0	NEUTRAL	0- 0	0- 0	0- 0				

RPI S	Opponent	Score	RPI S	Opponent	Score	RPI S	Opponent	Score	RPI S	Opponent	Score	Team's RPI: 155
34	A Penn	49 68	60	A Dayton	75 81	114	H Harvard	69 72				
36	N West Virginia	60 70	70	H Army West Point	61 65	115	N Iona	63 48				
40	A Princeton	50 65				116	A North Carolina	63 70				
41	A St. John's (NY)	56 69				117	A Boston College	60 73				
44	A Indiana	60 76				137	H Stony Brook	62 57				
48	A Albany (NY)	70 74				152	A Cornell	63 74				
						201	A Brown	48 39				
						201	H Brown	81 54				
						220	A Columbia	71 77				
						229	H Manhattan	62 36				
						236	H Dartmouth	63 68				
						239	H New Hampshire	63 46				
						243	H Holy Cross	69 59				
						310	N Fairleigh Dickinson	77 58				
						313	H Illinois St.	60 47				
						344	H Wagner	78 60				
LAST 12 Division I GAMES:												
114	H Harvard	69 72	201	A Brown	48 39							
236	H Dartmouth	63 68	201	H Brown	81 54							
152	A Cornell	63 74	117	A Boston College	60 73							
220	A Columbia	71 77	239	H New Hampshire	63 46							
40	A Princeton	50 65	48	A Albany (NY)	70 74							
34	A Penn	49 68	44	A Indiana	60 76							

Non-Div I Games: Albertus Magnus 67 34

Yale

Average RPI Win:	201	WON-LOST	WINNING	LAST 10	STRENGTH OF	OPP. STRENGTH	TEAM	ADJ.	CONF.	ADJ CONF.
Average RPI Loss:	145	RECORD	PCT. RANK	GAMES	SCHEDULE	OF SCHEDULE	RPI	RPI	RPI	RPI
DIV. I ONLY	14- 8	93	4- 6	142	189	103	103	14	14	
DIV. I NON-CONF.	7- 2	57	0- 0	277	228	106	106	16	16	
TOTALS	RPI 1-25	RPI 26-50	W-L RECORDS	RPI 51-100	RPI 101-150	RPI 150+				
14- 8	0- 2	0- 0	OVERALL	2- 0	0- 3	12- 3				
8- 3	0- 1	0- 0	HOME	1- 0	0- 1	7- 1				
6- 5	0- 1	0- 0	AWAY	1- 0	0- 2	5- 2				
0- 0	0- 0	0- 0	NEUTRAL	0- 0	0- 0	0- 0				
7- 2	0- 0	0- 0	NON-CONFERENCE	1- 0	0- 2	6- 0				
5- 0	0- 0	0- 0	HOME	0- 0	0- 0	5- 0				
2- 2	0- 0	0- 0	AWAY	1- 0	0- 2	1- 0				
0- 0	0- 0	0- 0	NEUTRAL	0- 0	0- 0	0- 0				
7- 6	0- 2	0- 0	CONFERENCE	1- 0	0- 1	6- 3				
3- 3	0- 1	0- 0	HOME	1- 0	0- 1	2- 1				
4- 3	0- 1	0- 0	AWAY	0- 0	0- 0	4- 2				
0- 0	0- 0	0- 0	NEUTRAL	0- 0	0- 0	0- 0				

RPI	S	Opponent	Score	RPI	S	Opponent	Score	RPI	S	Opponent	Score	RPI	S	Opponent	Score	Team's RPI: 103
23	A	Green Bay	35 69					85	A	Bucknell	55 47	126	A	Penn St.	51 68	
23	H	Green Bay	60 68					91	H	Wright St.	72 69	128	A	Akron	49 74	
												146	H	Northern Ky.	77 88	
												178	A	Detroit	72 70	
												178	H	Detroit	68 69	
												181	A	Milwaukee	70 62	
												181	H	Milwaukee	69 67	
												194	H	Robert Morris	55 46	
												197	H	Radford	54 53	
												205	A	Oakland	96 77	
												205	H	Oakland	67 63	
												207	H	Canisius	53 51	
												213	A	Ill.-Chicago	69 64	
												242	A	Valparaiso	60 65	
												264	H	Tennessee St.	69 58	
												291	A	Cleveland St.	68 75	
												302	A	Niagara	71 54	
												314	H	Kent St.	91 61	
LAST 12 Division I GAMES:																
181	A	Milwaukee	70 62	242	A	Valparaiso	60 65									
23	A	Green Bay	35 69	213	A	Ill.-Chicago	69 64									
178	H	Detroit	68 69	291	A	Cleveland St.	68 75									
205	H	Oakland	67 63	23	H	Green Bay	60 68									
146	H	Northern Ky.	77 88	181	H	Milwaukee	69 67									
91	H	Wright St.	72 69	178	A	Detroit	72 70									

Non-Div I Games: Lake Erie 89 61 Salem Int'l 80 40

Youngstown St.