

Non-Conference Games				Through Games of Feb. 10, 1910						
Average RPI Win:	285	WON-LOST	WINNING	LAST 10	STRENGTH OF	OPP. STRENGTH	TEAM	ADJ.	CONF.	ADJ CONF.
Average RPI Loss:	204	RECORD	PCT. RANK	GAMES	SCHEDULE	OF SCHEDULE	RPI	RPI	RPI	RPI
DIV. I ONLY		7- 15	273	5- 5	320	289	325	325	28	28
DIV. I NON-CONF.		2- 7	280	0- 0	251	284	322	322	26	26
TOTALS		RPI 1-25	RPI 26-50		W-L RECORDS		RPI 51-100	RPI 101-150	RPI 150+	
7- 15	0- 0	0- 0		OVERALL		0- 0	0- 3	7- 12		
5- 8	0- 0	0- 0		HOME		0- 0	0- 1	5- 7		
2- 6	0- 0	0- 0		AWAY		0- 0	0- 1	2- 5		
0- 1	0- 0	0- 0		NEUTRAL		0- 0	0- 1	0- 0		
2- 7	0- 0	0- 0		NON-CONFERENCE		0- 0	0- 1	2- 6		
2- 4	0- 0	0- 0		HOME		0- 0	0- 0	2- 4		
0- 2	0- 0	0- 0		AWAY		0- 0	0- 0	0- 2		
0- 1	0- 0	0- 0		NEUTRAL		0- 0	0- 1	0- 0		
5- 8	0- 0	0- 0		CONFERENCE		0- 0	0- 2	5- 6		
3- 4	0- 0	0- 0		HOME		0- 0	0- 1	3- 3		
2- 4	0- 0	0- 0		AWAY		0- 0	0- 1	2- 3		
0- 0	0- 0	0- 0		NEUTRAL		0- 0	0- 0	0- 0		

RPI 1-25				RPI 26-50				RPI 51-100				RPI 101+ Team's RPI: 325			
RPI	S	Opponent	Score	RPI	S	Opponent	Score	RPI	S	Opponent	Score	RPI	S	Opponent	Score
												101	N	New Mexico St.	51 70
												124	A	Northwestern St.	43 60
												126	H	Central Ark.	55 66
												165	A	Fordham	49 67
												168	A	McNeese St.	51 72
												175	H	East Carolina	46 82
												180	H	UNLV	51 65
												200	H	Cal Poly	45 56
												209	H	UTRGV	49 46
												233	A	Stephen F. Austin	59 72
												233	H	Stephen F. Austin	66 71
												237	H	Sam Houston St.	81 71
												238	A	Texas Southern	43 51
												243	H	Rice	60 55
												251	H	Houston Baptist	59 73
												261	H	Houston	73 76
												278	A	Lamar	70 75
												305	H	Southeastern La.	69 67
												320	A	Incarnate Word	57 56
												321	H	Nicholls St.	62 64
												341	A	New Orleans	75 64
												341	H	New Orleans	73 59
LAST 12 Division I GAMES:															
				233	A	Stephen F. Austin	59 72	341	H	New Orleans	73 59				
				341	A	New Orleans	75 64	305	H	Southeastern La.	69 67				
				237	H	Sam Houston St.	81 71	321	H	Nicholls St.	62 64				
				251	H	Houston Baptist	59 73	124	A	Northwestern St.	43 60				
				233	H	Stephen F. Austin	66 71	168	A	McNeese St.	51 72				
				320	A	Incarnate Word	57 56	278	A	Lamar	70 75				

Non-Div I Games:	Western N.M.	57	42	Angelo St.	80	85
------------------	--------------	----	----	------------	----	----

A&amp;M-Corpus Christi

Loss, Non-Conf, S Site, H Home A Away N Neutral

Division I				Through Games of Feb. 10, 1910						
Average RPI Win:	218	WON-LOST	WINNING	LAST 10	STRENGTH OF	OPP. STRENGTH	TEAM	ADJ.	CONF.	ADJ CONF.
Average RPI Loss:	153	RECORD	PCT. RANK	GAMES	SCHEDULE	OF SCHEDULE	RPI	RPI	RPI	RPI
DIV. I ONLY	16- 3	18	9- 1	233	247	61	61	28	28	
DIV. I NON-CONF.	5- 2	86	0- 0	78	130	32	32	26	26	
TOTALS	RPI 1-25	RPI 26-50	W-L RECORDS	RPI 51-100	RPI 101-150	RPI 150+				
16- 3	0- 0	0- 1	OVERALL	0- 0	4- 1	12- 1				
6- 0	0- 0	0- 0	HOME	0- 0	1- 0	5- 0				
8- 3	0- 0	0- 1	AWAY	0- 0	2- 1	6- 1				
2- 0	0- 0	0- 0	NEUTRAL	0- 0	1- 0	1- 0				
5- 2	0- 0	0- 1	NON-CONFERENCE	0- 0	2- 1	3- 0				
1- 0	0- 0	0- 0	HOME	0- 0	0- 0	1- 0				
2- 2	0- 0	0- 1	AWAY	0- 0	1- 1	1- 0				
2- 0	0- 0	0- 0	NEUTRAL	0- 0	1- 0	1- 0				
11- 1	0- 0	0- 0	CONFERENCE	0- 0	2- 0	9- 1				
5- 0	0- 0	0- 0	HOME	0- 0	1- 0	4- 0				
6- 1	0- 0	0- 0	AWAY	0- 0	1- 0	5- 1				
0- 0	0- 0	0- 0	NEUTRAL	0- 0	0- 0	0- 0				

RPI 1-25				RPI 26-50				RPI 51-100				Team's RPI: 61				RPI 101+			
RPI	S	Opponent	Score	RPI	S	Opponent	Score	RPI	S	Opponent	Score	RPI	S	Opponent	Score	RPI	S	Opponent	Score
				48	A	Kansas St.	45 76					106	N	Eastern Mich.	83 59				
												124	H	Northwestern St.	67 46				
												126	A	Central Ark.	61 49				
												132	A	Idaho	71 59				
												133	A	Texas Tech	65 71				
												168	H	McNeese St.	79 62				
												174	A	Eastern Wash.	72 60				
												228	N	Grand Canyon	75 71				
												233	A	Stephen F. Austin	85 70				
												237	A	Sam Houston St.	87 76				
												237	H	Sam Houston St.	67 55				
												246	H	UTSA	79 60				
												251	H	Houston Baptist	77 60				
												278	A	Lamar	54 63				
												278	H	Lamar	90 62				
												305	A	Southeastern La.	88 72				
												320	A	Incarnate Word	86 71				
												321	A	Nicholls St.	71 68				
LAST 12 Division I GAMES:																			
				237	H	Sam Houston St.	67 55					237	A	Sam Houston St.	87 76				
				305	A	Southeastern La.	88 72					233	A	Stephen F. Austin	85 70				
				278	A	Lamar	54 63					168	H	McNeese St.	79 62				
				278	H	Lamar	90 62					321	A	Nicholls St.	71 68				
				251	H	Houston Baptist	77 60					124	H	Northwestern St.	67 46				
				320	A	Incarnate Word	86 71					126	A	Central Ark.	61 49				

Non-Div I Games:	Southwest (NM)	91	39	Schreiner	79	51	Wayland Baptist	96	71	Missouri Valley	96	35
------------------	----------------	----	----	-----------	----	----	-----------------	----	----	-----------------	----	----

Abilene Christian

Loss, Non-Conf, S Site, H Home A Away N Neutral

Average RPI Win:	329	WON-LOST	WINNING	LAST 10	STRENGTH OF	OPP. STRENGTH	TEAM	ADJ.	CONF.	ADJ CONF.
Average RPI Loss:	188	RECORD	PCT. RANK	GAMES	SCHEDULE	OF SCHEDULE	RPI	RPI	RPI	RPI
DIV. I ONLY	1- 23	349	1- 9	260	215	343	343	19	19	
DIV. I NON-CONF.	0- 11	338	0- 0	225	243	340	340	20	20	
TOTALS	RPI 1-25	RPI 26-50	W-L RECORDS	RPI 51-100	RPI 101-150	RPI 150+				
1- 23	0- 0	0- 1	OVERALL	0- 3	0- 3	1- 16				
1- 9	0- 0	0- 0	HOME	0- 0	0- 1	1- 8				
0- 14	0- 0	0- 1	AWAY	0- 3	0- 2	0- 8				
0- 0	0- 0	0- 0	NEUTRAL	0- 0	0- 0	0- 0				
0- 11	0- 0	0- 0	NON-CONFERENCE	0- 3	0- 1	0- 7				
0- 3	0- 0	0- 0	HOME	0- 0	0- 1	0- 2				
0- 8	0- 0	0- 0	AWAY	0- 3	0- 0	0- 5				
0- 0	0- 0	0- 0	NEUTRAL	0- 0	0- 0	0- 0				
1- 12	0- 0	0- 1	CONFERENCE	0- 0	0- 2	1- 9				
1- 6	0- 0	0- 0	HOME	0- 0	0- 0	1- 6				
0- 6	0- 0	0- 1	AWAY	0- 0	0- 2	0- 3				
0- 0	0- 0	0- 0	NEUTRAL	0- 0	0- 0	0- 0				

RPI S	Opponent	Score	RPI S	Opponent	Score	RPI S	Opponent	Score	RPI S	Opponent	Score	Team's RPI: 343
			45	A Colorado St.	47 71	55	A Santa Clara	34 68	106	H Eastern Mich.	59 72	
						75	A Vanderbilt	29 86	137	A Boise St.	48 61	
						97	A Gonzaga	35 88	149	A Fresno St.	46 70	
									164	A George Mason	52 69	
									174	A Eastern Wash.	44 65	
									180	H UNLV	56 60	
									186	H New Mexico	33 63	
									189	A UC Davis	40 66	
									190	A San Jose St.	60 81	
									190	H San Jose St.	49 72	
									215	H Utah St.	53 66	
									228	H Grand Canyon	39 73	
									234	A Wyoming	56 84	
									234	H Wyoming	45 67	
									250	H San Diego St.	66 69	
									251	A Navy	46 64	
									310	H Denver	48 57	
									329	A Nevada	57 68	
									329	H Nevada	59 53	
									330	A Southern Utah	56 75	
LAST 12 Division I GAMES:												
250	H	San Diego St.	66	69	149	A	Fresno St.	46	70			
329	H	Nevada	59	53	45	A	Colorado St.	47	71			
137	A	Boise St.	48	61	180	H	UNLV	56	60			
234	A	Wyoming	56	84	215	H	Utah St.	53	66			
190	H	San Jose St.	49	72	329	A	Nevada	57	68			
186	H	New Mexico	33	63	234	H	Wyoming	45	67			

Non-Div I Games:

Air Force

■ Loss, 
 ■ Non-Conf, 
 ■ S Site, 
 ■ H Home 
 ■ A Away 
 N Neutral

Average RPI Win: <b>187</b>	WON-LOST	WINNING	LAST 10	STRENGTH OF	OPP. STRENGTH	TEAM	ADJ.	CONF.	ADJ CONF.
Average RPI Loss: <b>111</b>	RECORD	PCT. RANK	GAMES	SCHEDULE	OF SCHEDULE	RPI	RPI	RPI	RPI
DIV. I ONLY	<b>11- 11</b>	<b>167</b>	<b>5- 5</b>	<b>83</b>	<b>126</b>	<b>119</b>	<b>119</b>	<b>11</b>	<b>11</b>
DIV. I NON-CONF.	<b>5- 5</b>	<b>160</b>	<b>0- 0</b>	<b>193</b>	<b>109</b>	<b>165</b>	<b>165</b>	<b>13</b>	<b>13</b>
TOTALS	RPI 1-25	RPI 26-50	W-L RECORDS	RPI 51-100	RPI 101-150	RPI 150+			
11- 11	0- 0	0- 1	OVERALL	0- 5	5- 2	6- 3			
6- 3	0- 0	0- 0	HOME	0- 2	3- 0	3- 1			
5- 6	0- 0	0- 1	AWAY	0- 3	2- 1	3- 1			
0- 2	0- 0	0- 0	NEUTRAL	0- 0	0- 1	0- 1			
5- 5	0- 0	0- 0	NON-CONFERENCE	0- 2	1- 1	4- 2			
3- 1	0- 0	0- 0	HOME	0- 1	1- 0	2- 0			
2- 2	0- 0	0- 0	AWAY	0- 1	0- 0	2- 1			
0- 2	0- 0	0- 0	NEUTRAL	0- 0	0- 1	0- 1			
6- 6	0- 0	0- 1	CONFERENCE	0- 3	4- 1	2- 1			
3- 2	0- 0	0- 0	HOME	0- 1	2- 0	1- 1			
3- 4	0- 0	0- 1	AWAY	0- 2	2- 1	1- 0			
0- 0	0- 0	0- 0	NEUTRAL	0- 0	0- 0	0- 0			

RPI S	Opponent	Score	RPI S	Opponent	Score	RPI S	Opponent	Score	RPI S	Opponent	Score	Team's RPI: 119
28	A Ohio	55 <b>75</b>	60	H FGCU	64 <b>82</b>	105	H Youngstown St.	74 49	106	A Eastern Mich.	68 65	
			68	A Central Mich.	60 <b>81</b>	106	H Eastern Mich.	75 72	115	H Toledo	81 71	
			68	H Central Mich.	77 <b>97</b>	117	A Western Mich.	65 <b>69</b>	121	N UNI	51 <b>59</b>	
			81	A Ball St.	71 <b>78</b>	133	A Buffalo	69 61	155	A Northern Ky.	77 75	
			83	A San Diego	65 <b>86</b>	169	N Northern Colo.	65 <b>78</b>	171	A Fla. Atlantic	77 <b>91</b>	
						230	A Valparaiso	85 74	253	A Bowling Green	71 55	
						258	H Northern Ill.	58 <b>65</b>	264	H Miami (OH)	77 65	
						272	H UCF	74 54	313	H Winthrop	76 59	
LAST 12 Division I GAMES:												
117	A Western Mich.	65 <b>69</b>	115	H Toledo	81 71							
264	H Miami (OH)	77 65	133	A Buffalo	69 61							
81	A Ball St.	71 <b>78</b>	253	A Bowling Green	71 55							
106	H Eastern Mich.	75 72	68	H Central Mich.	77 <b>97</b>							
28	A Ohio	55 <b>75</b>	106	A Eastern Mich.	68 65							
68	A Central Mich.	60 <b>81</b>	258	H Northern Ill.	58 <b>65</b>							

Non-Div I Games: Rochester College 103 37

Akron

■ Loss, 
 ■ Non-Conf, 
 ■ S Site, 
 ■ H Home 
 ■ A Away 
 N Neutral

## Alabama

Through Games Of Feb. 16, 2016

Average RPI Win:	219	WON-LOST	WINNING	LAST 10	STRENGTH OF	OPP. STRENGTH	TEAM	ADJ.	CONF.	ADJ CONF.
Average RPI Loss:	48	RECORD	PCT. RANK	GAMES	SCHEDULE	OF SCHEDULE	RPI	RPI	RPI	RPI
DIV. I ONLY	14- 11	138	2- 8	156	77	146	146	2	2	
DIV. I NON-CONF.	11- 2	28	0- 0	323	298	132	132	2	2	
TOTALS	RPI 1-25	RPI 26-50	W-L RECORDS	RPI 51-100	RPI 101-150	RPI 150+				
14- 11	0- 4	1- 3	OVERALL	2- 4	1- 0	10- 0				
12- 3	0- 1	1- 1	HOME	1- 1	1- 0	9- 0				
0- 8	0- 3	0- 2	AWAY	0- 3	0- 0	0- 0				
2- 0	0- 0	0- 0	NEUTRAL	1- 0	0- 0	1- 0				
11- 2	0- 0	0- 0	NON-CONFERENCE	2- 2	0- 0	9- 0				
9- 0	0- 0	0- 0	HOME	1- 0	0- 0	8- 0				
0- 2	0- 0	0- 0	AWAY	0- 2	0- 0	0- 0				
2- 0	0- 0	0- 0	NEUTRAL	1- 0	0- 0	1- 0				
3- 9	0- 4	1- 3	CONFERENCE	0- 2	1- 0	1- 0				
3- 3	0- 1	1- 1	HOME	0- 1	1- 0	1- 0				
0- 6	0- 3	0- 2	AWAY	0- 1	0- 0	0- 0				
0- 0	0- 0	0- 0	NEUTRAL	0- 0	0- 0	0- 0				

RPI 1-25				RPI 26-50				RPI 51-100				RPI 101+				Team's RPI: 146	
RPI	S	Opponent	Score	RPI	S	Opponent	Score	RPI	S	Opponent	Score	RPI	S	Opponent	Score		
14	H	Texas A&M	56 59	26	H	Georgia	64 50	72	N	Middle Tenn.	64 46	125	H	LSU	62 45		
15	A	Tennessee	42 70	33	A	Missouri	52 63	75	A	Vanderbilt	52 67	162	H	Ole Miss	48 37		
18	A	Kentucky	48 73	49	A	Auburn	59 72	75	H	Vanderbilt	48 54	185	H	Grambling	72 57		
22	A	Florida	72 80	49	H	Auburn	55 59	84	A	Georgia Tech	58 70	221	N	Utah Valley	67 60		
								85	H	Georgetown	78 66	257	H	Appalachian St.	93 59		
								96	A	UT Martin	65 83	271	H	Georgia St.	72 56		
												317	H	North Florida	69 47		
												318	H	Alcorn	97 50		
												335	H	Lipscomb	68 49		
												345	H	Alabama A&M	96 44		
												348	H	Mississippi Val.	98 35		
LAST 12 Division I GAMES:																	
				33	A	Missouri	52 63	22	A	Florida	72 80						
				49	H	Auburn	55 59	26	H	Georgia	64 50						
				162	H	Ole Miss	48 37	49	A	Auburn	59 72						
				15	A	Tennessee	42 70	75	H	Vanderbilt	48 54						
				14	H	Texas A&M	56 59	18	A	Kentucky	48 73						
				75	A	Vanderbilt	52 67	125	H	LSU	62 45						

Non-Div I Games:

Alabama

■ Loss, 
 ■ Non-Conf, S Site, 
 ■ Home 
 ■ Away 
 N Neutral

Average RPI Win:	345	WON-LOST	WINNING	LAST 10	STRENGTH OF	OPP. STRENGTH	TEAM	ADJ.	CONF.	ADJ CONF.
Average RPI Loss:	219	RECORD	PCT. RANK	GAMES	SCHEDULE	OF SCHEDULE	RPI	RPI	RPI	RPI
DIV. I ONLY	3- 18	333	3- 7	319	347	345	345	32	32	
DIV. I NON-CONF.	0- 9	338	0- 0	154	283	331	331	31	31	
TOTALS	RPI 1-25	RPI 26-50	W-L RECORDS	RPI 51-100	RPI 101-150	RPI 150+				
3- 18	0- 0	0- 0	OVERALL	0- 1	0- 4	3- 13				
2- 8	0- 0	0- 0	HOME	0- 1	0- 2	2- 5				
1- 10	0- 0	0- 0	AWAY	0- 0	0- 2	1- 8				
0- 0	0- 0	0- 0	NEUTRAL	0- 0	0- 0	0- 0				
0- 9	0- 0	0- 0	NON-CONFERENCE	0- 1	0- 4	0- 4				
0- 5	0- 0	0- 0	HOME	0- 1	0- 2	0- 2				
0- 4	0- 0	0- 0	AWAY	0- 0	0- 2	0- 2				
0- 0	0- 0	0- 0	NEUTRAL	0- 0	0- 0	0- 0				
3- 9	0- 0	0- 0	CONFERENCE	0- 0	0- 0	3- 9				
2- 3	0- 0	0- 0	HOME	0- 0	0- 0	2- 3				
1- 6	0- 0	0- 0	AWAY	0- 0	0- 0	1- 6				
0- 0	0- 0	0- 0	NEUTRAL	0- 0	0- 0	0- 0				

RPI 1-25			RPI 26-50			RPI 51-100			RPI 101+			Team's RPI: 345
RPI	S	Opponent	Score	RPI	S	Opponent	Score	RPI	S	Opponent	Score	
						74 H Saint Louis	60 91	104 H Belmont		28 78		
								123 H Samford		30 54		
								141 A Marshall		45 81		
								146 A Alabama		44 96		
								162 A Ole Miss		42 103		
								179 A Southern U.		38 77		
								185 A Grambling		56 75		
								202 H Southeast Mo. St.		58 69		
								238 H Texas Southern		38 57		
								269 H Murray St.		59 76		
								279 A Alabama St.		50 86		
								279 H Alabama St.		63 77		
								291 H Prairie View		52 67		
								300 A Morehead St.		69 112		
								306 A Jackson St.		58 59		
								318 A Alcorn		52 68		
								339 A Ark.-Pine Bluff		60 69		
								339 H Ark.-Pine Bluff		78 70		
								348 A Mississippi Val.		84 74		
								348 H Mississippi Val.		79 68		
LAST 12 Division I GAMES:												
279 H		Alabama St.	63 77	318 A		Alcorn	52 68					
348 A		Mississippi Val.	84 74	279 A		Alabama St.	50 86					
339 A		Ark.-Pine Bluff	60 69	348 H		Mississippi Val.	79 68					
238 H		Texas Southern	38 57	339 H		Ark.-Pine Bluff	78 70					
291 H		Prairie View	52 67	306 A		Jackson St.	58 59					
179 A		Southern U.	38 77	185 A		Grambling	56 75					

Non-Div I Games: Tuskegee 66 55

Alabama A&amp;M

■ Loss, 
 ■ Non-Conf, S Site, 
 ■ Home 
 ■ Away 
 N Neutral

Average RPI Win:	301	WON-LOST	WINNING	LAST 10	STRENGTH OF	OPP. STRENGTH	TEAM	ADJ.	CONF.	ADJ CONF.
Average RPI Loss:	200	RECORD	PCT. RANK	GAMES	SCHEDULE	OF SCHEDULE	RPI	RPI	RPI	RPI
DIV. I ONLY	11- 9	144	10- 0	346	341	279	279	32	32	
DIV. I NON-CONF.	1- 7	318	0- 0	283	225	339	339	31	31	
TOTALS	RPI 1-25	RPI 26-50	W-L RECORDS	RPI 51-100	RPI 101-150	RPI 150+				
11- 9	0- 0	0- 0	OVERALL	0- 1	0- 1	11- 7				
5- 4	0- 0	0- 0	HOME	0- 0	0- 1	5- 3				
5- 4	0- 0	0- 0	AWAY	0- 1	0- 0	5- 3				
1- 1	0- 0	0- 0	NEUTRAL	0- 0	0- 0	1- 1				
1- 7	0- 0	0- 0	NON-CONFERENCE	0- 1	0- 1	1- 5				
0- 4	0- 0	0- 0	HOME	0- 0	0- 1	0- 3				
0- 2	0- 0	0- 0	AWAY	0- 1	0- 0	0- 1				
1- 1	0- 0	0- 0	NEUTRAL	0- 0	0- 0	1- 1				
10- 2	0- 0	0- 0	CONFERENCE	0- 0	0- 0	10- 2				
5- 0	0- 0	0- 0	HOME	0- 0	0- 0	5- 0				
5- 2	0- 0	0- 0	AWAY	0- 0	0- 0	5- 2				
0- 0	0- 0	0- 0	NEUTRAL	0- 0	0- 0	0- 0				

RPI 1-25			RPI 26-50			RPI 51-100			RPI 101+			Team's RPI: 279
RPI	S	Opponent	Score	RPI	S	Opponent	Score	RPI	S	Opponent	Score	
						84 A Georgia Tech	54 80			123 H Samford	35 54	
										151 A Southern Miss.	44 65	
										179 A Southern U.	60 59	
										185 A Grambling	69 89	
										187 H Troy	59 73	
										199 H South Ala.	43 47	
										218 N Siena	57 53	
										238 H Texas Southern	57 51	
										265 N Tennessee St.	64 74	
										291 H Prairie View	65 54	
										301 H Savannah St.	49 60	
										306 A Jackson St.	69 70	
										318 A Alcorn	52 51	
										339 A Ark.-Pine Bluff	68 53	
										339 H Ark.-Pine Bluff	72 63	
										345 A Alabama A&M	77 63	
										345 H Alabama A&M	86 50	
										348 A Mississippi Val.	79 51	
										348 H Mississippi Val.	100 50	
LAST 12 Division I GAMES:												
345	A	Alabama A&M	77 63	179	A	Southern U.	60 59					
339	A	Ark.-Pine Bluff	68 53	345	H	Alabama A&M	86 50					
348	A	Mississippi Val.	79 51	339	H	Ark.-Pine Bluff	72 63					
291	H	Prairie View	65 54	348	H	Mississippi Val.	100 50					
238	H	Texas Southern	57 51	185	A	Grambling	69 89					
318	A	Alcorn	52 51	306	A	Jackson St.	69 70					

Non-Div I Games: Mobile 71 56

Alabama St.

■ Loss, 
 ■ Non-Conf, 
 ■ S Site, 
 ■ Home 
 ■ A Away 
 N Neutral

Average RPI Win:	217	WON-LOST	WINNING	LAST 10	STRENGTH OF	OPP. STRENGTH	TEAM	ADJ.	CONF.	ADJ CONF.
Average RPI Loss:	51	RECORD	PCT. RANK	GAMES	SCHEDULE	OF SCHEDULE	RPI	RPI	RPI	RPI
DIV. I ONLY	21- 4	20	9- 1	186	195	53	53	15	15	
DIV. I NON-CONF.	9- 3	69	0- 0	190	138	59	59	18	18	
TOTALS	RPI 1-25	RPI 26-50	W-L RECORDS	RPI 51-100	RPI 101-150	RPI 150+				
21- 4	0- 1	0- 1	OVERALL	1- 2	2- 0	18- 0				
9- 0	0- 0	0- 0	HOME	1- 0	1- 0	7- 0				
10- 4	0- 1	0- 1	AWAY	0- 2	0- 0	10- 0				
2- 0	0- 0	0- 0	NEUTRAL	0- 0	1- 0	1- 0				
9- 3	0- 1	0- 1	NON-CONFERENCE	0- 1	1- 0	8- 0				
3- 0	0- 0	0- 0	HOME	0- 0	0- 0	3- 0				
4- 3	0- 1	0- 1	AWAY	0- 1	0- 0	4- 0				
2- 0	0- 0	0- 0	NEUTRAL	0- 0	1- 0	1- 0				
12- 1	0- 0	0- 0	CONFERENCE	1- 1	1- 0	10- 0				
6- 0	0- 0	0- 0	HOME	1- 0	1- 0	4- 0				
6- 1	0- 0	0- 0	AWAY	0- 1	0- 0	6- 0				
0- 0	0- 0	0- 0	NEUTRAL	0- 0	0- 0	0- 0				

RPI 1-25				RPI 26-50				RPI 51-100				Team's RPI: 53	RPI 101+			
RPI	S	Opponent	Score	RPI	S	Opponent	Score	RPI	S	Opponent	Score		RPI	S	Opponent	Score
15	A	Tennessee	55 63	39	A	Southern California	67 68	71	A	Army West Point	62 65		115	N	Toledo	63 55
								77	A	Maine	53 65		139	H	Stony Brook	73 54
								77	H	Maine	64 59		158	H	Yale	74 70
													170	A	UMBC	77 42
													170	H	UMBC	63 39
													189	N	UC Davis	80 70
													191	A	Rhode Island	67 58
													204	A	Hartford	78 41
													213	A	Fairfield	62 50
													218	A	Siena	61 42
													229	A	Binghamton	59 47
													229	H	Binghamton	64 58
													242	A	New Hampshire	78 52
													242	H	New Hampshire	85 48
													255	H	Providence	71 58
													267	H	Pepperdine	64 49
													292	A	Vermont	75 40
													292	H	Vermont	72 43
													312	A	UMass Lowell	85 55
													347	A	Boston U.	83 43
LAST 12 Division I GAMES:																
				77	A	Maine	53 65	312	A	UMass Lowell	85 55					
				242	H	New Hampshire	85 48	139	H	Stony Brook	73 54					
				229	H	Binghamton	64 58	229	A	Binghamton	59 47					
				292	A	Vermont	75 40	77	H	Maine	64 59					
				170	H	UMBC	63 39	242	A	New Hampshire	78 52					
				204	A	Hartford	78 41	292	H	Vermont	72 43					

Non-Div I Games:

Albany (NY)

■ Loss, 
■ Non-Conf, S Site, 
■ Home 
■ Away 
N Neutral



Average RPI Win: <b>313</b>	WON-LOST	WINNING	LAST 10	STRENGTH OF	OPP. STRENGTH	TEAM	ADJ.	CONF.	ADJ CONF.
Average RPI Loss: <b>202</b>	RECORD	PCT. RANK	GAMES	SCHEDULE	OF SCHEDULE	RPI	RPI	RPI	RPI
DIV. I ONLY	5- 16	301	5- 5	309	342	318	318	32	32
DIV. I NON-CONF.	0- 8	338	0- 0	63	188	293	293	31	31
TOTALS	RPI 1-25	RPI 26-50	W-L RECORDS	RPI 51-100	RPI 101-150	RPI 150+			
5- 16	0- 0	0- 1	OVERALL	0- 1	0- 4	5- 10			
3- 3	0- 0	0- 0	HOME	0- 0	0- 0	3- 3			
2- 13	0- 0	0- 0	AWAY	0- 1	0- 2	2- 5			
0- 0	0- 0	0- 0	NEUTRAL	0- 0	0- 0	0- 0			
0- 8	0- 0	0- 1	NON-CONFERENCE	0- 1	0- 4	0- 2			
0- 0	0- 0	0- 0	HOME	0- 0	0- 0	0- 0			
0- 8	0- 0	0- 1	AWAY	0- 1	0- 4	0- 2			
0- 0	0- 0	0- 0	NEUTRAL	0- 0	0- 0	0- 0			
5- 8	0- 0	0- 0	CONFERENCE	0- 0	0- 0	5- 8			
3- 3	0- 0	0- 0	HOME	0- 0	0- 0	3- 3			
2- 5	0- 0	0- 0	AWAY	0- 0	0- 0	2- 5			
0- 0	0- 0	0- 0	NEUTRAL	0- 0	0- 0	0- 0			

RPI 1-25			RPI 26-50			RPI 51-100			RPI 101+			Team's RPI: 318
RPI	S	Opponent	Score	RPI	S	Opponent	Score	RPI	S	Opponent	Score	
				43	A	Arkansas St.	50 82	91	A	Northwestern	47 91	
								102	A	Iowa St.	41 91	
								126	A	Central Ark.	35 58	
								146	A	Alabama	50 97	
								148	A	La.-Lafayette	61 73	
								175	A	East Carolina	58 87	
								179	A	Southern U.	57 66	
								185	A	Grambling	70 66	
								185	H	Grambling	76 85	
								238	A	Texas Southern	39 68	
								279	H	Alabama St.	51 52	
								281	A	Jacksonville St.	65 67	
								291	A	Prairie View	54 58	
								306	A	Jackson St.	65 79	
								306	H	Jackson St.	66 73	
								339	A	Ark.-Pine Bluff	69 71	
								339	H	Ark.-Pine Bluff	81 53	
								345	H	Alabama A&M	68 52	
								348	A	Mississippi Val.	81 66	
								348	H	Mississippi Val.	75 39	
LAST 12 Division I GAMES:												
339	H	Ark.-Pine Bluff	81 53	345	H	Alabama A&M	68 52					
348	H	Mississippi Val.	75 39	339	A	Ark.-Pine Bluff	69 71					
185	A	Grambling	70 66	348	A	Mississippi Val.	81 66					
306	A	Jackson St.	65 79	185	H	Grambling	76 85					
179	A	Southern U.	57 66	306	H	Jackson St.	66 73					
279	H	Alabama St.	51 52	238	A	Texas Southern	39 68					

Non-Div I Games: Mt. Mercy 60 56 Delta St. 66 57

Alcorn

Loss, Non-Conf, S Site, H Home A Away N Neutral

Average RPI Win: <b>267</b>	WON-LOST	WINNING	LAST 10	STRENGTH OF	OPP. STRENGTH	TEAM	ADJ.	CONF.	ADJ CONF.
Average RPI Loss: <b>144</b>	RECORD	PCT. RANK	GAMES	SCHEDULE	OF SCHEDULE	RPI	RPI	RPI	RPI
DIV. I ONLY	6- 18	291	3- 7	103	274	248	248	27	27
DIV. I NON-CONF.	2- 9	296	0- 0	23	172	198	198	28	28
TOTALS	RPI 1-25	RPI 26-50	W-L RECORDS	RPI 51-100	RPI 101-150	RPI 150+			
6- 18	0- 0	0- 3	OVERALL	0- 6	0- 2	6- 7			
3- 7	0- 0	0- 0	HOME	0- 4	0- 1	3- 2			
3- 11	0- 0	0- 3	AWAY	0- 2	0- 1	3- 5			
0- 0	0- 0	0- 0	NEUTRAL	0- 0	0- 0	0- 0			
2- 9	0- 0	0- 3	NON-CONFERENCE	0- 2	0- 2	2- 2			
1- 3	0- 0	0- 0	HOME	0- 2	0- 1	1- 0			
1- 6	0- 0	0- 3	AWAY	0- 0	0- 1	1- 2			
0- 0	0- 0	0- 0	NEUTRAL	0- 0	0- 0	0- 0			
4- 9	0- 0	0- 0	CONFERENCE	0- 4	0- 0	4- 5			
2- 4	0- 0	0- 0	HOME	0- 2	0- 0	2- 2			
2- 5	0- 0	0- 0	AWAY	0- 2	0- 0	2- 3			
0- 0	0- 0	0- 0	NEUTRAL	0- 0	0- 0	0- 0			

RPI S	Opponent	Score	RPI S	Opponent	Score	RPI S	Opponent	Score	RPI S	Opponent	Score	Team's RPI: 248
27	A George Washington	48 78	66	H Hofstra	51 60	114	H Wake Forest	70 71				
35	A James Madison	45 74	71	A Army West Point	51 87	128	A Pittsburgh	58 76				
38	A Princeton	34 72	71	H Army West Point	42 52	170	A UMBC	46 47				
			88	A Bucknell	54 60	214	A Lehigh	59 55				
			88	H Bucknell	60 66	214	H Lehigh	52 61				
			90	H Elon	54 62	217	A William & Mary	51 62				
						227	H Manhattan	52 48				
						232	A Dartmouth	45 41				
						245	A Holy Cross	54 59				
						256	A Loyola Maryland	46 52				
						290	A Colgate	49 37				
						290	H Colgate	64 56				
						331	H Lafayette	51 60				
						347	A Boston U.	59 63				
						347	H Boston U.	79 33				
LAST 12 Division I GAMES:												
71	A Army West Point	51 87	331	H Lafayette	51 60							
347	H Boston U.	79 33	71	H Army West Point	42 52							
214	H Lehigh	52 61	347	A Boston U.	59 63							
88	A Bucknell	54 60	214	A Lehigh	59 55							
290	H Colgate	64 56	88	H Bucknell	60 66							
245	A Holy Cross	54 59	290	A Colgate	49 37							

Non-Div I Games:

American

■ Loss, 
 ■ Non-Conf, 
 ■ S Site, 
 ■ Home 
 ■ A Away 
 N Neutral

## Appalachian St.

Through Games Of Feb. 16, 2016

Average RPI Win:	210	WON-LOST	WINNING	LAST 10	STRENGTH OF	OPP. STRENGTH	TEAM	ADJ.	CONF.	ADJ CONF.
Average RPI Loss:	169	RECORD	PCT. RANK	GAMES	SCHEDULE	OF SCHEDULE	RPI	RPI	RPI	RPI
DIV. I ONLY	8- 15	255	3- 7	190	203	257	257	16	16	
DIV. I NON-CONF.	3- 6	234	0- 0	179	205	261	261	14	14	
TOTALS	RPI 1-25	RPI 26-50	W-L RECORDS	RPI 51-100	RPI 101-150	RPI 150+				
8- 15	0- 0	0- 1	OVERALL	0- 3	2- 5	6- 6				
6- 4	0- 0	0- 0	HOME	0- 1	2- 1	4- 2				
2- 9	0- 0	0- 1	AWAY	0- 1	0- 4	2- 3				
0- 2	0- 0	0- 0	NEUTRAL	0- 1	0- 0	0- 1				
3- 6	0- 0	0- 0	NON-CONFERENCE	0- 3	1- 1	2- 2				
3- 1	0- 0	0- 0	HOME	0- 1	1- 0	2- 0				
0- 3	0- 0	0- 0	AWAY	0- 1	0- 1	0- 1				
0- 2	0- 0	0- 0	NEUTRAL	0- 1	0- 0	0- 1				
5- 9	0- 0	0- 1	CONFERENCE	0- 0	1- 4	4- 4				
3- 3	0- 0	0- 0	HOME	0- 0	1- 1	2- 2				
2- 6	0- 0	0- 1	AWAY	0- 0	0- 3	2- 2				
0- 0	0- 0	0- 0	NEUTRAL	0- 0	0- 0	0- 0				

RPI 1-25				RPI 26-50				RPI 51-100				RPI 101+ Team's RPI: 257			
RPI	S	Opponent	Score	RPI	S	Opponent	Score	RPI	S	Opponent	Score	RPI	S	Opponent	Score
				43	A	Arkansas St.	60 83	79	N	South Dakota	60 87	135	A	Little Rock	50 67
								98	H	Liberty	68 74	140	H	ETSU	70 52
								100	A	North Carolina	59 68	144	A	UT Arlington	58 65
												144	H	UT Arlington	45 76
												146	A	Alabama	59 93
												148	A	La.-Lafayette	51 60
												148	H	La.-Lafayette	76 59
												187	A	Troy	96 81
												199	A	South Ala.	55 71
												207	A	Col. of Charleston	50 60
												208	H	Richmond	73 59
												212	A	Texas St.	76 87
												212	H	Texas St.	90 71
												216	H	Furman	92 78
												271	H	Georgia St.	75 80
												277	H	Ga. Southern	50 65
												285	A	La.-Monroe	57 54
												285	H	La.-Monroe	64 52
												327	N	Delaware St.	69 76
LAST 12 Division I GAMES:															
144	A	UT Arlington	58 65	277	H	Ga. Southern	50 65								
212	A	Texas St.	76 87	271	H	Georgia St.	75 80								
285	H	La.-Monroe	64 52	43	A	Arkansas St.	60 83								
148	H	La.-Lafayette	76 59	135	A	Little Rock	50 67								
199	A	South Ala.	55 71	212	H	Texas St.	90 71								
187	A	Troy	96 81	144	H	UT Arlington	45 76								

Non-Div I Games:

Appalachian St.

■ Loss, 
 ■ Non-Conf, 
 ■ S Site, 
 ■ Home 
 ■ Away 
 N Neutral

# Arizona

Through Games Of Feb. 16, 2016

Average RPI Win:	174	WON-LOST	WINNING	LAST 10	STRENGTH OF	OPP. STRENGTH	TEAM	ADJ.	CONF.	ADJ CONF.
Average RPI Loss:	46	RECORD	PCT. RANK	GAMES	SCHEDULE	OF SCHEDULE	RPI	RPI	RPI	RPI
DIV. I ONLY	11- 15	221	1- 9	36	21	112	112	1	1	
DIV. I NON-CONF.	9- 3	69	0- 0	118	199	69	69	1	1	
TOTALS	RPI 1-25	RPI 26-50	W-L RECORDS	RPI 51-100	RPI 101-150	RPI 150+				
11- 15	0- 6	0- 2	OVERALL	1- 6	2- 0	8- 1				
8- 5	0- 3	0- 1	HOME	1- 1	1- 0	6- 0				
2- 8	0- 0	0- 0	AWAY	0- 1	1- 0	1- 0				
1- 2	0- 0	0- 0	NEUTRAL	0- 1	0- 0	1- 1				
9- 3	0- 0	0- 0	NON-CONFERENCE	0- 2	2- 0	7- 1				
6- 0	0- 0	0- 0	HOME	0- 0	1- 0	5- 0				
2- 1	0- 0	0- 0	AWAY	0- 1	1- 0	1- 0				
1- 2	0- 0	0- 0	NEUTRAL	0- 1	0- 0	1- 1				
2- 12	0- 6	0- 2	CONFERENCE	1- 4	0- 0	1- 0				
2- 5	0- 3	0- 1	HOME	1- 1	0- 0	1- 0				
0- 7	0- 3	0- 1	AWAY	0- 3	0- 0	0- 0				
0- 0	0- 0	0- 0	NEUTRAL	0- 0	0- 0	0- 0				

RPI	S	Opponent	Score	RPI	S	Opponent	Score	RPI	S	Opponent	Score	RPI	S	Opponent	Score	Team's RPI: 112
6	A	Stanford	58 82	30	A	Washington	47 63	58	A	Oregon	54 76	101	H	New Mexico St.	68 64	
6	H	Stanford	34 59	39	H	Southern California	57 67	60	N	FGCU	55 57	115	A	Toledo	62 59	
7	A	Arizona St.	49 61					70	H	Utah	55 60	157	H	Pacific	69 56	
7	H	Arizona St.	47 62					72	A	Washington St.	46 67	159	N	SMU	46 58	
9	A	Oregon St.	43 71					78	A	California	56 75	164	H	George Mason	68 60	
10	H	UCLA	39 73					78	H	California	57 52	176	H	Louisiana Tech	77 67	
								83	A	San Diego	54 59	178	H	Colorado	63 52	
												196	H	Kansas	67 52	
												198	N	Gardner-Webb	79 60	
												224	A	North Texas	51 44	
												326	H	Howard	65 28	
LAST 12 Division I GAMES:																
78	A	California	56 75	7	H	Arizona St.	47 62									
6	A	Stanford	58 82	7	A	Arizona St.	49 61									
10	H	UCLA	39 73	178	H	Colorado	63 52									
39	H	Southern California	57 67	70	H	Utah	55 60									
58	A	Oregon	54 76	30	A	Washington	47 63									
9	A	Oregon St.	43 71	72	A	Washington St.	46 67									

Non-Div I Games:

Arizona

Loss, Non-Conf, S Site, H Home A Away N Neutral

Average RPI Win:	100	WON-LOST	WINNING	LAST 10	STRENGTH OF	OPP. STRENGTH	TEAM	ADJ.	CONF.	ADJ CONF.
Average RPI Loss:	33	RECORD	PCT. RANK	GAMES	SCHEDULE	OF SCHEDULE	RPI	RPI	RPI	RPI
DIV. I ONLY	22- 4	16	9- 1	14	8	7	7	1	1	
DIV. I NON-CONF.	9- 3	69	0- 0	28	34	30	30	1	1	
TOTALS	RPI 1-25	RPI 26-50	W-L RECORDS	RPI 51-100	RPI 101-150	RPI 150+				
22- 4	5- 3	2- 0	OVERALL	6- 0	3- 1	6- 0				
11- 2	3- 1	1- 0	HOME	3- 0	1- 1	3- 0				
10- 1	2- 1	1- 0	AWAY	3- 0	2- 0	2- 0				
1- 1	0- 1	0- 0	NEUTRAL	0- 0	0- 0	1- 0				
9- 3	2- 2	0- 0	NON-CONFERENCE	1- 0	1- 1	5- 0				
4- 2	1- 1	0- 0	HOME	1- 0	0- 1	2- 0				
4- 0	1- 0	0- 0	AWAY	0- 0	1- 0	2- 0				
1- 1	0- 1	0- 0	NEUTRAL	0- 0	0- 0	1- 0				
13- 1	3- 1	2- 0	CONFERENCE	5- 0	2- 0	1- 0				
7- 0	2- 0	1- 0	HOME	2- 0	1- 0	1- 0				
6- 1	1- 1	1- 0	AWAY	3- 0	1- 0	0- 0				
0- 0	0- 0	0- 0	NEUTRAL	0- 0	0- 0	0- 0				

RPI	S	Opponent	Score	RPI	S	Opponent	Score	RPI	S	Opponent	Score	RPI	S	Opponent	Score
3	N	South Carolina	58 60	30	A	Washington	68 61	58	A	Oregon	63 58	103	H	VCU	48 57
6	A	Stanford	63 61	39	H	Southern California	69 68	70	H	Utah	80 60	112	A	Arizona	62 47
6	H	Stanford	49 31					72	A	Washington St.	63 45	112	H	Arizona	61 49
9	A	Oregon St.	44 67					78	A	California	64 49	127	A	Hawaii	75 49
10	H	UCLA	65 61					78	H	California	57 49	159	A	SMU	64 57
13	H	Florida St.	68 56					82	H	Marquette	90 80	178	H	Colorado	64 37
18	H	Kentucky	64 68									204	A	Hartford	60 29
19	A	Syracuse	61 54									220	H	Columbia	70 49
												246	N	CSU Bakersfield	60 47
												287	H	CSUN	69 46
LAST 12 Division I GAMES:															
6	A	Stanford	63 61	112	A	Arizona	62 47								
78	A	California	64 49	112	H	Arizona	61 49								
39	H	Southern California	69 68	70	H	Utah	80 60								
10	H	UCLA	65 61	178	H	Colorado	64 37								
9	A	Oregon St.	44 67	72	A	Washington St.	63 45								
58	A	Oregon	63 58	30	A	Washington	68 61								

Non-Div I Games:

Arizona St.

Loss, Non-Conf, S Site, H Home A Away N Neutral

Average RPI Win: 289		WON-LOST	WINNING	LAST 10	STRENGTH OF	OPP. STRENGTH	TEAM	ADJ.	CONF.	ADJ CONF.
Average RPI Loss: 201		RECORD	PCT. RANK	GAMES	SCHEDULE	OF SCHEDULE	RPI	RPI	RPI	RPI
DIV. I ONLY		4- 16	314	4- 6	312	310	339	339	32	32
DIV. I NON-CONF.		0- 7	338	0- 0	108	14	299	299	31	31
TOTALS		RPI 1-25	RPI 26-50	W-L RECORDS	RPI 51-100	RPI 101-150	RPI 150+			
4- 16	0- 0		0- 1	OVERALL	0- 1	0- 4	4- 10			
4- 2	0- 0		0- 0	HOME	0- 0	0- 0	4- 2			
0- 14	0- 0		0- 1	AWAY	0- 0	0- 3	0- 2			
0- 0	0- 0		0- 0	NEUTRAL	0- 0	0- 0	0- 0			
0- 7	0- 0		0- 1	NON-CONFERENCE	0- 1	0- 4	0- 1			
0- 0	0- 0		0- 0	HOME	0- 0	0- 0	0- 0			
0- 7	0- 0		0- 1	AWAY	0- 1	0- 4	0- 1			
0- 0	0- 0		0- 0	NEUTRAL	0- 0	0- 0	0- 0			
4- 9	0- 0		0- 0	CONFERENCE	0- 0	0- 0	4- 9			
4- 2	0- 0		0- 0	HOME	0- 0	0- 0	4- 2			
0- 7	0- 0		0- 0	AWAY	0- 0	0- 0	0- 7			
0- 0	0- 0		0- 0	NEUTRAL	0- 0	0- 0	0- 0			

RPI 1-25				RPI 26-50				RPI 51-100				RPI 101+				Team's RPI: 339	
RPI	S	Opponent	Score	RPI	S	Opponent	Score	RPI	S	Opponent	Score	RPI	S	Opponent	Score		
				33	A	Missouri	34 85	69	A	Nebraska	46 96	102	A	Iowa St.	41 70		
												115	A	Toledo	47 74		
												133	A	Texas Tech	40 84		
												143	A	UAB	32 82		
												162	A	Ole Miss	45 80		
												179	A	Southern U.	70 74		
												179	H	Southern U.	61 78		
												185	H	Grambling	83 68		
												238	A	Texas Southern	30 57		
												279	A	Alabama St.	63 72		
												279	H	Alabama St.	53 68		
												291	A	Prairie View	55 70		
												306	H	Jackson St.	71 66		
												318	A	Alcorn	53 81		
												318	H	Alcorn	71 69		
												345	A	Alabama A&M	70 78		
												345	H	Alabama A&M	69 60		
												348	A	Mississippi Val.	60 62		
LAST 12 Division I GAMES:																	
				318	A	Alcorn	53 81	238	A	Texas Southern	30 57						
				179	A	Southern U.	70 74	291	A	Prairie View	55 70						
				279	H	Alabama St.	53 68	318	H	Alcorn	71 69						
				345	H	Alabama A&M	69 60	179	H	Southern U.	61 78						
				306	H	Jackson St.	71 66	279	A	Alabama St.	63 72						
				185	H	Grambling	83 68	345	A	Alabama A&M	70 78						

[illegible]

Loss, Non-Conf, S Site, H Home A Away N Neutral

## Arkansas

Through Games Of Feb. 16, 2016

Average RPI Win:	163	WON-LOST	WINNING	LAST 10	STRENGTH OF	OPP. STRENGTH	TEAM	ADJ.	CONF.	ADJ CONF.
Average RPI Loss:	60	RECORD	PCT. RANK	GAMES	SCHEDULE	OF SCHEDULE	RPI	RPI	RPI	RPI
DIV. I ONLY	10- 15	230	4- 6	34	33	131	131	2	2	
DIV. I NON-CONF.	5- 8	209	0- 0	191	136	251	251	2	2	
TOTALS	RPI 1-25	RPI 26-50	W-L RECORDS	RPI 51-100	RPI 101-150	RPI 150+				
10- 15	2- 7	1- 3	OVERALL	1- 2	2- 1	4- 2				
9- 4	2- 2	1- 0	HOME	1- 1	1- 0	4- 1				
1- 8	0- 3	0- 3	AWAY	0- 1	1- 0	0- 1				
0- 3	0- 2	0- 0	NEUTRAL	0- 0	0- 1	0- 0				
5- 8	0- 2	0- 1	NON-CONFERENCE	0- 2	1- 1	4- 2				
5- 2	0- 0	0- 0	HOME	0- 1	1- 0	4- 1				
0- 3	0- 0	0- 1	AWAY	0- 1	0- 0	0- 1				
0- 3	0- 2	0- 0	NEUTRAL	0- 0	0- 1	0- 0				
5- 7	2- 5	1- 2	CONFERENCE	1- 0	1- 0	0- 0				
4- 2	2- 2	1- 0	HOME	1- 0	0- 0	0- 0				
1- 5	0- 3	0- 2	AWAY	0- 0	1- 0	0- 0				
0- 0	0- 0	0- 0	NEUTRAL	0- 0	0- 0	0- 0				

RPI 1-25				RPI 26-50				RPI 51-100				RPI 101+ Team's RPI: 131			
RPI	S	Opponent	Score	RPI	S	Opponent	Score	RPI	S	Opponent	Score	RPI	S	Opponent	Score
3	A	South Carolina	32 85	33	A	Missouri	48 69	62	A	South Dakota St.	69 76	125	A	LSU	48 44
8	N	Texas	50 61	33	H	Missouri	64 52	75	H	Vanderbilt	57 56	138	H	Oral Roberts	65 50
9	N	Oregon St.	47 63	41	A	Rutgers	40 60	86	H	Missouri St.	54 69	148	N	La.-Lafayette	59 67
14	H	Texas A&M	67 61	49	A	Auburn	60 71					183	H	Tulsa	67 74
15	A	Tennessee	57 75									195	A	Butler	57 63
15	H	Tennessee	64 59									237	H	Sam Houston St.	67 47
22	H	Florida	66 71									305	H	Southeastern La.	97 53
25	A	Mississippi St.	55 80									341	H	New Orleans	73 41
25	H	Mississippi St.	55 65									348	H	Mississippi Val.	86 46
LAST 12 Division I GAMES:															
33	A	Missouri	48 69	125	A	LSU	48 44	33	H	Missouri	64 52				
75	H	Vanderbilt	57 56	15	H	Tennessee	64 59	25	A	Mississippi St.	55 80				
15	A	Tennessee	57 75	25	H	Texas A&M	67 61	3	A	South Carolina	32 85				
25	H	Mississippi St.	55 65												
22	H	Florida	66 71												
49	A	Auburn	60 71												

Non-Div I Games:

Arkansas

■ Loss, 
■ Non-Conf, 
■ S Site, 
■ H Home 
■ A Away 
N Neutral

Average RPI Win:	212	WON-LOST	WINNING	LAST 10	STRENGTH OF	OPP. STRENGTH	TEAM	ADJ.	CONF.	ADJ CONF.
Average RPI Loss:	51	RECORD	PCT. RANK	GAMES	SCHEDULE	OF SCHEDULE	RPI	RPI	RPI	RPI
DIV. I ONLY	20- 3	13	10- 0	160	209	43	43	16	16	
DIV. I NON-CONF.	6- 3	99	0- 0	109	200	58	58	14	14	
TOTALS	RPI 1-25	RPI 26-50	W-L RECORDS	RPI 51-100	RPI 101-150	RPI 150+				
20- 3	0- 1	0- 0	OVERALL	2- 2	4- 0	14- 0				
11- 0	0- 0	0- 0	HOME	0- 0	2- 0	9- 0				
9- 3	0- 1	0- 0	AWAY	2- 2	2- 0	5- 0				
0- 0	0- 0	0- 0	NEUTRAL	0- 0	0- 0	0- 0				
6- 3	0- 1	0- 0	NON-CONFERENCE	2- 2	0- 0	4- 0				
3- 0	0- 0	0- 0	HOME	0- 0	0- 0	3- 0				
3- 3	0- 1	0- 0	AWAY	2- 2	0- 0	1- 0				
0- 0	0- 0	0- 0	NEUTRAL	0- 0	0- 0	0- 0				
14- 0	0- 0	0- 0	CONFERENCE	0- 0	4- 0	10- 0				
8- 0	0- 0	0- 0	HOME	0- 0	2- 0	6- 0				
6- 0	0- 0	0- 0	AWAY	0- 0	2- 0	4- 0				
0- 0	0- 0	0- 0	NEUTRAL	0- 0	0- 0	0- 0				

RPI 1-25				RPI 26-50		Team's RPI: 43		RPI 51-100				RPI 101+			
RPI	S	Opponent	Score	RPI	S	Opponent	Score	RPI	S	Opponent	Score	RPI	S	Opponent	Score
22	A	Florida	72 76					60	A	FGCU	62 48	135	H	Little Rock	66 53
								63	A	Chattanooga	54 55	144	A	UT Arlington	78 71
								69	A	Nebraska	71 79	148	A	La.-Lafayette	74 62
								96	A	UT Martin	76 74	148	H	La.-Lafayette	83 56
												187	A	Troy	101 81
												187	H	Troy	94 80
												199	A	South Ala.	66 53
												199	H	South Ala.	58 51
												212	A	Texas St.	74 59
												257	H	Appalachian St.	83 60
												268	H	Austin Peay	66 55
												271	H	Georgia St.	75 54
												275	A	Tennessee Tech	77 55
												277	H	Ga. Southern	77 54
												285	A	La.-Monroe	78 64
												285	H	La.-Monroe	66 43
												295	H	Wichita St.	67 40
												318	H	Alcorn	82 50
LAST 12 Division I GAMES:															
285	A	La.-Monroe	78 64	212	A	Texas St.	74 59								
148	A	La.-Lafayette	74 62	144	A	UT Arlington	78 71								
187	H	Troy	94 80	135	H	Little Rock	66 53								
199	H	South Ala.	58 51	257	H	Appalachian St.	83 60								
277	H	Ga. Southern	77 54	148	H	La.-Lafayette	83 56								
271	H	Georgia St.	75 54	285	H	La.-Monroe	66 43								

Non-Div I Games:

Arkansas St.

■ Loss, 
 ■ Non-Conf, S Site, 
 ■ Home 
 ■ Away 
 N Neutral



Average RPI Win: 243		WON-LOST	WINNING	LAST 10	STRENGTH OF	OPP. STRENGTH	TEAM	ADJ.	CONF.	ADJ CONF.
Average RPI Loss: 70		RECORD	PCT. RANK	GAMES	SCHEDULE	OF SCHEDULE	RPI	RPI	RPI	RPI
DIV. I ONLY		20- 2	8	10- 0	296	257	71	71	27	27
DIV. I NON-CONF.		8- 1	23	0- 0	276	241	83	83	28	28
TOTALS		RPI 1-25	RPI 26-50		W-L RECORDS		RPI 51-100	RPI 101-150	RPI 150+	
20- 2	0- 0	0- 0		OVERALL		2- 2	1- 0	17- 0		
12- 0	0- 0	0- 0		HOME		2- 0	1- 0	9- 0		
7- 2	0- 0	0- 0		AWAY		0- 2	0- 0	7- 0		
1- 0	0- 0	0- 0		NEUTRAL		0- 0	0- 0	1- 0		
8- 1	0- 0	0- 0		NON-CONFERENCE		1- 1	1- 0	6- 0		
5- 0	0- 0	0- 0		HOME		1- 0	1- 0	3- 0		
3- 1	0- 0	0- 0		AWAY		0- 1	0- 0	3- 0		
0- 0	0- 0	0- 0		NEUTRAL		0- 0	0- 0	0- 0		
12- 1	0- 0	0- 0		CONFERENCE		1- 1	0- 0	11- 0		
7- 0	0- 0	0- 0		HOME		1- 0	0- 0	6- 0		
4- 1	0- 0	0- 0		AWAY		0- 1	0- 0	4- 0		
1- 0	0- 0	0- 0		NEUTRAL		0- 0	0- 0	1- 0		

RPI 1-25				RPI 26-50				RPI 51-100				Team's RPI: 71		RPI 101+			
RPI	S	Opponent	Score	RPI	S	Opponent	Score	RPI	S	Opponent	Score			RPI	S	Opponent	Score
								51	A	Duke	61	72		107	H	Quinnipiac	67 57
								53	H	Albany (NY)	65	62		158	A	Yale	65 61
								88	A	Bucknell	69	79		214	H	Lehigh	63 39
								88	H	Bucknell	68	63		245	H	Holy Cross	77 58
														248	A	American	52 42
														248	H	American	87 51
														251	N	Navy	75 38
														256	A	Loyola Maryland	52 44
														256	H	Loyola Maryland	70 37
														266	H	Central Conn. St.	81 52
														267	H	Pepperdine	63 53
														286	H	Rider	57 42
														290	A	Colgate	78 55
														290	H	Colgate	67 55
														331	A	Lafayette	78 45
														331	H	Lafayette	84 57
														340	A	St. Francis Brooklyn	74 35
														342	A	NJIT	71 35
LAST 12 Division I GAMES:																	
				248	H	American	87 51	245	H	Holy Cross	77 58						
				290	A	Colgate	78 55	248	A	American	52 42						
				256	A	Loyola Maryland	52 44	290	H	Colgate	67 55						
				331	H	Lafayette	84 57	256	H	Loyola Maryland	70 37						
				88	H	Bucknell	68 63	331	A	Lafayette	78 45						
				251	N	Navy	75 38	88	A	Bucknell	69 79						

Non-Div I Games:	Emerson	86	47
------------------	---------	----	----

Army West Point

Loss, Non-Conf, S Site, H Home A Away N Neutral

**A**

**A**

### Non-Div I Games:

Average RPI Win:	248	WON-LOST	WINNING	LAST 10	STRENGTH OF	OPP. STRENGTH	TEAM	ADJ.	CONF.	ADJ CONF.
Average RPI Loss:	149	RECORD	PCT. RANK	GAMES	SCHEDULE	OF SCHEDULE	RPI	RPI	RPI	RPI
DIV. I ONLY	6- 18	291	3- 7	146	210	268	268	24	24	
DIV. I NON-CONF.	0- 11	338	0- 0	26	107	266	266	23	23	
TOTALS	RPI 1-25	RPI 26-50	W-L RECORDS	RPI 51-100	RPI 101-150	RPI 150+				
6- 18	0- 0	0- 3	OVERALL	1- 6	0- 2	5- 7				
5- 3	0- 0	0- 0	HOME	1- 2	0- 0	4- 1				
1- 14	0- 0	0- 2	AWAY	0- 4	0- 2	1- 6				
0- 1	0- 0	0- 1	NEUTRAL	0- 0	0- 0	0- 0				
0- 11	0- 0	0- 3	NON-CONFERENCE	0- 5	0- 1	0- 2				
0- 2	0- 0	0- 0	HOME	0- 2	0- 0	0- 0				
0- 8	0- 0	0- 2	AWAY	0- 3	0- 1	0- 2				
0- 1	0- 0	0- 1	NEUTRAL	0- 0	0- 0	0- 0				
6- 7	0- 0	0- 0	CONFERENCE	1- 1	0- 1	5- 5				
5- 1	0- 0	0- 0	HOME	1- 0	0- 0	4- 1				
1- 6	0- 0	0- 0	AWAY	0- 1	0- 1	1- 4				
0- 0	0- 0	0- 0	NEUTRAL	0- 0	0- 0	0- 0				

RPI S	Opponent	Score	RPI S	Opponent	Score	RPI S	Opponent	Score	RPI S	Opponent	Score	Team's RPI: 268
43	A Arkansas St.	55 66	72	H Middle Tenn.	55 86	104	A Belmont	82 88				
47	N Indiana	58 90	75	A Vanderbilt	56 73	140	A ETSU	76 80				
50	A Western Ky.	69 88	78	H California	58 67	166	H SIUE	61 72				
			81	A Ball St.	44 72	201	H Eastern Ky.	94 66				
			93	A Wright St.	56 77	202	A Southeast Mo. St.	69 71				
			96	A UT Martin	51 75	264	A Miami (OH)	60 75				
			96	H UT Martin	80 70	265	A Tennessee St.	58 66				
						269	A Murray St.	72 75				
						275	H Tennessee Tech	91 75				
						281	H Jacksonville St.	61 59				
						299	A Kennesaw St.	65 73				
						300	A Morehead St.	96 75				
						336	A Eastern Ill.	56 64				
						336	H Eastern Ill.	80 45				
LAST 12 Division I GAMES:												
96	H UT Martin	80 70	336	H Eastern Ill.	80 45							
336	A Eastern Ill.	56 64	300	A Morehead St.	96 75							
269	A Murray St.	72 75	104	A Belmont	82 88							
96	A UT Martin	51 75	265	A Tennessee St.	58 66							
202	A Southeast Mo. St.	69 71	275	H Tennessee Tech	91 75							
166	H SIUE	61 72	281	H Jacksonville St.	61 59							

Non-Div I Games: Trevecca Nazarene 97 75 Christian Bros. 74 55

Austin Peay

Loss, Non-Conf, S Site, H Home A Away N Neutral

Average RPI Win:	147	WON-LOST	WINNING	LAST 10	STRENGTH OF	OPP. STRENGTH	TEAM	ADJ.	CONF.	ADJ CONF.
Average RPI Loss:	45	RECORD	PCT. RANK	GAMES	SCHEDULE	OF SCHEDULE	RPI	RPI	RPI	RPI
DIV. I ONLY	21- 4	20	10- 0	42	88	12	12	8	8	
DIV. I NON-CONF.	7- 3	91	0- 0	14	56	15	15	9	9	
TOTALS	RPI 1-25	RPI 26-50	W-L RECORDS	RPI 51-100	RPI 101-150	RPI 150+				
21- 4	1- 1	0- 2	OVERALL	8- 1	2- 0	10- 0				
11- 0	0- 0	0- 0	HOME	5- 0	0- 0	6- 0				
7- 3	0- 1	0- 1	AWAY	3- 1	0- 0	4- 0				
3- 1	1- 0	0- 1	NEUTRAL	0- 0	2- 0	0- 0				
7- 3	1- 1	0- 2	NON-CONFERENCE	1- 0	2- 0	3- 0				
3- 0	0- 0	0- 0	HOME	1- 0	0- 0	2- 0				
1- 2	0- 1	0- 1	AWAY	0- 0	0- 0	1- 0				
3- 1	1- 0	0- 1	NEUTRAL	0- 0	2- 0	0- 0				
14- 1	0- 0	0- 0	CONFERENCE	7- 1	0- 0	7- 0				
8- 0	0- 0	0- 0	HOME	4- 0	0- 0	4- 0				
6- 1	0- 0	0- 0	AWAY	3- 1	0- 0	3- 0				
0- 0	0- 0	0- 0	NEUTRAL	0- 0	0- 0	0- 0				

RPI S	Opponent	Score	RPI S	Opponent	Score	RPI S	Opponent	Score	RPI S	Opponent	Score
14 N	Texas A&M	72 64	26 N	Georgia	58 66	55 A	Santa Clara	68 63	127 N	Hawaii	67 56
24 A	Oklahoma	47 73	45 A	Colorado St.	55 61	55 H	Santa Clara	70 63	130 N	Penn St.	63 51
						56 A	St. Mary's (CA)	65 44	157 A	Pacific	67 57
						56 H	St. Mary's (CA)	65 59	157 H	Pacific	79 62
						70 H	Utah	73 59	192 A	Weber St.	68 51
						83 A	San Diego	65 78	215 H	Utah St.	81 69
						97 H	Gonzaga	58 54	221 H	Utah Valley	78 62
						99 A	San Francisco	66 57	239 A	Loyola Marymount	82 75
						99 H	San Francisco	65 62	239 H	Loyola Marymount	75 61
									267 A	Pepperdine	77 66
									267 H	Pepperdine	69 64
									283 H	Portland	78 66
LAST 12 Division I GAMES:											
55 H	Santa Clara	70 63	267 H	Pepperdine	69 64						
99 H	San Francisco	65 62	239 H	Loyola Marymount	75 61						
56 A	St. Mary's (CA)	65 44	283 H	Portland	78 66						
157 A	Pacific	67 57	97 H	Gonzaga	58 54						
267 A	Pepperdine	77 66	99 A	San Francisco	66 57						
239 A	Loyola Marymount	82 75	55 A	Santa Clara	68 63						

Non-Div I Games: BYU-Hawaii 85 40

BYU

■ Loss, 
 ■ Non-Conf, S Site, 
 ■ Home 
 ■ Away 
 N Neutral

Average RPI Win:	181	WON-LOST	WINNING	LAST 10	STRENGTH OF	OPP. STRENGTH	TEAM	ADJ.	CONF.	ADJ CONF.
Average RPI Loss:	88	RECORD	PCT. RANK	GAMES	SCHEDULE	OF SCHEDULE	RPI	RPI	RPI	RPI
DIV. I ONLY	15- 7	75	7- 3	115	109	81	81	11	11	
DIV. I NON-CONF.	7- 3	91	0- 0	228	97	105	105	13	13	
TOTALS	RPI 1-25	RPI 26-50	W-L RECORDS	RPI 51-100	RPI 101-150	RPI 150+				
15- 7	0- 1	1- 2	OVERALL	1- 3	6- 0	7- 1				
9- 2	0- 0	1- 1	HOME	1- 1	4- 0	3- 0				
5- 4	0- 0	0- 1	AWAY	0- 0	2- 0	3- 0				
1- 1	0- 1	0- 0	NEUTRAL	0- 0	0- 0	1- 0				
7- 3	0- 1	1- 0	NON-CONFERENCE	1- 2	0- 0	5- 0				
4- 0	0- 0	1- 0	HOME	1- 0	0- 0	2- 0				
2- 2	0- 0	0- 0	AWAY	0- 2	0- 0	2- 0				
1- 1	0- 1	0- 0	NEUTRAL	0- 0	0- 0	1- 0				
8- 4	0- 0	0- 2	CONFERENCE	0- 1	6- 0	2- 1				
5- 2	0- 0	0- 1	HOME	0- 1	4- 0	1- 0				
3- 2	0- 0	0- 1	AWAY	0- 0	2- 0	1- 1				
0- 0	0- 0	0- 0	NEUTRAL	0- 0	0- 0	0- 0				

RPI 1-25				RPI 26-50				RPI 51-100				Team's RPI: 81	RPI 101+			
RPI	S	Opponent	Score	RPI	S	Opponent	Score	RPI	S	Opponent	Score		RPI	S	Opponent	Score
22	N	Florida	79 85	28	A	Ohio	48 73	59	A	Purdue	63 73		106	H	Eastern Mich.	76 54
				28	H	Ohio	67 68	68	H	Central Mich.	65 74		115	H	Toledo	75 69
				50	H	Western Ky.	74 60	74	H	Saint Louis	79 70		117	A	Western Mich.	77 53
								94	A	Charlotte	66 72		119	H	Akron	78 71
													133	A	Buffalo	59 57
													133	H	Buffalo	68 63
													195	H	Butler	58 50
													240	N	Massachusetts	81 54
													253	A	Bowling Green	67 56
													264	H	Miami (OH)	66 41
													268	H	Austin Peay	72 44
													315	A	Kent St.	50 59
													318	A	Evansville	73 53
													335	A	Lipscomb	72 60
LAST 12 Division I GAMES:																
				315	A	Kent St.	50 59						106	H	Eastern Mich.	76 54
				68	H	Central Mich.	65 74						253	A	Bowling Green	67 56
				133	A	Buffalo	59 57						133	H	Buffalo	68 63
				119	H	Akron	78 71						264	H	Miami (OH)	66 41
				28	H	Ohio	67 68						28	A	Ohio	48 73
				117	A	Western Mich.	77 53						115	H	Toledo	75 69

Non-Div I Games: Ohio Valley 94 45

Ball St.

■ Loss, 
 ■ Non-Conf, 
 ■ S Site, 
 ■ H Home 
 ■ A Away 
 N Neutral

Through Games of Feb. 10, 1910										
Average RPI Win:	105	WON-LOST	WINNING	LAST 10	STRENGTH OF	OPP. STRENGTH	TEAM	ADJ.	CONF.	ADJ CONF.
Average RPI Loss:	17	RECORD	PCT. RANK	GAMES	SCHEDULE	OF SCHEDULE	RPI	RPI	RPI	RPI
DIV. I ONLY	25- 1	2	10- 0	37	18	4	4	3	3	
DIV. I NON-CONF.	13- 0	1	0- 0	42	38	4	4	4	4	
-----										
TOTALS	RPI 1-25	RPI 26-50		W-L RECORDS		RPI 51-100	RPI 101-150	RPI 150+		
25- 1	3- 1	7- 0		OVERALL		2- 0	6- 0	7- 0		
15- 0	2- 0	3- 0		HOME		1- 0	4- 0	5- 0		
6- 1	1- 1	1- 0		AWAY		1- 0	2- 0	1- 0		
4- 0	0- 0	3- 0		NEUTRAL		0- 0	0- 0	1- 0		
13- 0	1- 0	4- 0		NON-CONFERENCE		0- 0	3- 0	5- 0		
9- 0	1- 0	1- 0		HOME		0- 0	3- 0	4- 0		
0- 0	0- 0	0- 0		AWAY		0- 0	0- 0	0- 0		
4- 0	0- 0	3- 0		NEUTRAL		0- 0	0- 0	1- 0		
12- 1	2- 1	3- 0		CONFERENCE		2- 0	3- 0	2- 0		
6- 0	1- 0	2- 0		HOME		1- 0	1- 0	1- 0		
6- 1	1- 1	1- 0		AWAY		1- 0	2- 0	1- 0		
0- 0	0- 0	0- 0		NEUTRAL		0- 0	0- 0	0- 0		

RPI	S	Opponent	Score	RPI	S	Opponent	Score	RPI	S	Opponent	Score	RPI	S	Opponent	Score
8	A	Texas	80 67	29	N	Miami (FL)	88 81	92	A	TCU	81 75	102	A	Iowa St.	77 61
17	A	Oklahoma St.	45 52	32	N	Michigan St.	84 76	92	H	TCU	72 55	124	H	Northwestern St.	86 44
20	H	DePaul	86 72	35	N	James Madison	77 63					133	A	Texas Tech	66 36
24	H	Oklahoma	78 68	37	A	West Virginia	71 61					133	H	Texas Tech	69 43
				37	H	West Virginia	69 64					138	H	Oral Roberts	97 39
				44	H	South Fla.	66 63					144	H	UT Arlington	62 20
				48	H	Kansas St.	87 52					151	H	Southern Miss.	97 42
												168	H	McNeese St.	105 46
												185	H	Grambling	96 42
												196	A	Kansas	58 40
												196	H	Kansas	81 49
												219	N	Cincinnati	72 34
												243	H	Rice	89 38
LAST 12 Division I GAMES:															
133	A	Texas Tech	66 36	102	A	Iowa St.	77 61								
92	A	TCU	81 75	8	A	Texas	80 67								
196	H	Kansas	81 49	37	H	West Virginia	69 64								
48	H	Kansas St.	87 52	92	H	TCU	72 55								
37	A	West Virginia	71 61	196	A	Kansas	58 40								
133	H	Texas Tech	69 43	24	H	Oklahoma	78 68								

Non-Div I Games:

Baylor

Average RPI Win:	262	WON-LOST	WINNING	LAST 10	STRENGTH OF	OPP. STRENGTH	TEAM	ADJ.	CONF.	ADJ CONF.
Average RPI Loss:	90	RECORD	PCT. RANK	GAMES	SCHEDULE	OF SCHEDULE	RPI	RPI	RPI	RPI
DIV. I ONLY	16- 8	83	9- 1	227	240	104	104	24	24	
DIV. I NON-CONF.	6- 5	146	0- 0	91	152	84	84	23	23	
TOTALS	RPI 1-25	RPI 26-50	W-L RECORDS	RPI 51-100	RPI 101-150	RPI 150+				
16- 8	0- 2	0- 1	OVERALL	0- 2	2- 1	14- 2				
10- 0	0- 0	0- 0	HOME	0- 0	1- 0	9- 0				
6- 8	0- 2	0- 1	AWAY	0- 2	1- 1	5- 2				
0- 0	0- 0	0- 0	NEUTRAL	0- 0	0- 0	0- 0				
6- 5	0- 2	0- 1	NON-CONFERENCE	0- 1	2- 1	4- 0				
3- 0	0- 0	0- 0	HOME	0- 0	1- 0	2- 0				
3- 5	0- 2	0- 1	AWAY	0- 1	1- 1	2- 0				
0- 0	0- 0	0- 0	NEUTRAL	0- 0	0- 0	0- 0				
10- 3	0- 0	0- 0	CONFERENCE	0- 1	0- 0	10- 2				
7- 0	0- 0	0- 0	HOME	0- 0	0- 0	7- 0				
3- 3	0- 0	0- 0	AWAY	0- 1	0- 0	3- 2				
0- 0	0- 0	0- 0	NEUTRAL	0- 0	0- 0	0- 0				

RPI 1-25				RPI 26-50				RPI 51-100				RPI 101+ Team's RPI: 104			
RPI	S	Opponent	Score	RPI	S	Opponent	Score	RPI	S	Opponent	Score	RPI	S	Opponent	Score
5	A	Ohio St.	56 84	50	A	Western Ky.	65 80	63	A	Chattanooga	53 62	114	A	Wake Forest	78 64
23	A	Green Bay	62 66					96	A	UT Martin	79 81	116	A	IUPUI	59 62
												143	H	UAB	63 62
												166	A	SIUE	60 73
												187	H	Troy	102 93
												201	H	Eastern Ky.	72 61
												202	A	Southeast Mo. St.	74 81
												265	H	Tennessee St.	80 65
												268	H	Austin Peay	88 82
												269	H	Murray St.	87 61
												275	A	Tennessee Tech	80 79
												281	A	Jacksonville St.	44 32
												281	H	Jacksonville St.	56 42
												294	H	Cleveland St.	76 58
												300	A	Morehead St.	89 74
												300	H	Morehead St.	99 71
												335	A	Lipscomb	90 68
												336	H	Eastern Ill.	89 61
												345	A	Alabama A&M	78 28
LAST 12 Division I GAMES:															
				96	A	UT Martin	79 81	265	H	Tennessee St.	80 65				
				300	A	Morehead St.	89 74	281	A	Jacksonville St.	44 32				
				281	H	Jacksonville St.	56 42	268	H	Austin Peay	88 82				
				201	H	Eastern Ky.	72 61	269	H	Murray St.	87 61				
				300	H	Morehead St.	99 71	336	H	Eastern Ill.	89 61				
				275	A	Tennessee Tech	80 79	166	A	SIUE	60 73				

Non-Div I Games: Young Harris 80 31 Trevecca Nazarene 86 59

Belmont

Loss, Non-Conf, S Site, H Home A Away N Neutral

Average RPI Win:	305	WON-LOST	WINNING	LAST 10	STRENGTH OF	OPP. STRENGTH	TEAM	ADJ.	CONF.	ADJ CONF.
Average RPI Loss:	192	RECORD	PCT. RANK	GAMES	SCHEDULE	OF SCHEDULE	RPI	RPI	RPI	RPI
DIV. I ONLY	13- 10	131	8- 2	338	340	259	259	31	31	
DIV. I NON-CONF.	4- 7	222	1- 0	287	314	271	271	30	30	
TOTALS	RPI 1-25	RPI 26-50	W-L RECORDS	RPI 51-100	RPI 101-150	RPI 150+				
13- 10	0- 0	0- 1	OVERALL	0- 0	0- 1	13- 8				
6- 3	0- 0	0- 0	HOME	0- 0	0- 1	6- 2				
5- 5	0- 0	0- 0	AWAY	0- 0	0- 0	5- 0				
2- 2	0- 0	0- 0	NEUTRAL	0- 0	0- 0	2- 2				
4- 7	0- 0	0- 1	NON-CONFERENCE	0- 0	0- 1	4- 5				
0- 3	0- 0	0- 0	HOME	0- 0	0- 1	0- 2				
2- 2	0- 0	0- 1	AWAY	0- 0	0- 0	2- 1				
2- 2	0- 0	0- 0	NEUTRAL	0- 0	0- 0	2- 2				
9- 3	0- 0	0- 0	CONFERENCE	0- 0	0- 0	9- 3				
6- 0	0- 0	0- 0	HOME	0- 0	0- 0	6- 0				
3- 3	0- 0	0- 0	AWAY	0- 0	0- 0	3- 3				
0- 0	0- 0	0- 0	NEUTRAL	0- 0	0- 0	0- 0				

RPI 1-25			RPI 26-50			RPI 51-100			RPI 101+ Team's RPI: 259		
RPI	S	Opponent	Score	RPI	S	Opponent	Score	RPI	S	Opponent	Score
				29	A	Miami (FL)	47 55				
								147	H	Jacksonville	53 63
								156	A	Hampton	45 60
								171	A	Fla. Atlantic	60 82
								181	H	Stetson	38 62
								193	H	Brown	61 68
								225	H	Morgan St.	63 48
								226	N	Western Ill.	59 75
								249	A	N.C. A&T	55 68
								270	H	Coppin St.	69 56
								271	N	Georgia St.	61 68
								277	N	Ga. Southern	65 49
								293	H	Florida A&M	67 60
								296	A	UMES	71 76
								301	H	Savannah St.	50 44
								303	A	Western Caro.	66 59
								308	H	South Carolina St.	65 50
								317	A	North Florida	53 49
								323	N	LIU Brooklyn	68 55
								326	A	Howard	81 77
								327	H	Delaware St.	66 35
								346	A	Norfolk St.	53 45
								349	A	N.C. Central	63 46
LAST 12 Division I GAMES:											
249	A	N.C. A&T	55 68	296	A	UMES	71 76				
349	A	N.C. Central	63 46	225	H	Morgan St.	63 48				
327	H	Delaware St.	66 35	270	H	Coppin St.	69 56				
301	H	Savannah St.	50 44	346	A	Norfolk St.	53 45				
293	H	Florida A&M	67 60	156	A	Hampton	45 60				
326	A	Howard	81 77	323	N	LIU Brooklyn	68 55				

Non-Div I Games: Warner 100 28 Edward Waters 67 48

Bethune-Cookman

Loss, Non-Conf, S Site, H Home A Away N Neutral



Binghamton

Through Games Of Feb. 16, 2016

Average RPI Win:	264	WON-LOST	WINNING	LAST 10	STRENGTH OF	OPP. STRENGTH	TEAM	ADJ.	CONF.	ADJ CONF.
Average RPI Loss:	149	RECORD	PCT. RANK	GAMES	SCHEDULE	OF SCHEDULE	RPI	RPI	RPI	RPI
DIV. I ONLY	8- 15	255	4- 6	175	250	229	229	15	15	
DIV. I NON-CONF.	2- 8	290	0- 0	224	295	297	297	18	18	
TOTALS	RPI 1-25	RPI 26-50	W-L RECORDS	RPI 51-100	RPI 101-150	RPI 150+				
8- 15	0- 0	0- 0	OVERALL	0- 5	1- 2	7- 8				
5- 3	0- 0	0- 0	HOME	0- 2	1- 0	4- 1				
3- 12	0- 0	0- 0	AWAY	0- 3	0- 2	3- 7				
0- 0	0- 0	0- 0	NEUTRAL	0- 0	0- 0	0- 0				
2- 8	0- 0	0- 0	NON-CONFERENCE	0- 2	0- 1	2- 5				
2- 0	0- 0	0- 0	HOME	0- 0	0- 0	2- 0				
0- 8	0- 0	0- 0	AWAY	0- 2	0- 1	0- 5				
0- 0	0- 0	0- 0	NEUTRAL	0- 0	0- 0	0- 0				
6- 7	0- 0	0- 0	CONFERENCE	0- 3	1- 1	5- 3				
3- 3	0- 0	0- 0	HOME	0- 2	1- 0	2- 1				
3- 4	0- 0	0- 0	AWAY	0- 1	0- 1	3- 2				
0- 0	0- 0	0- 0	NEUTRAL	0- 0	0- 0	0- 0				

RPI S	Opponent	Score	RPI S	Opponent	Score	RPI S	Opponent	Score	RPI S	Opponent	Score	Team's RPI: 229
						53	A Albany (NY)	58 64	136	A Xavier	55 64	
						53	H Albany (NY)	47 59	139	A Stony Brook	58 64	
						65	A Michigan	62 90	139	H Stony Brook	54 47	
						77	H Maine	38 52	152	A Cornell	57 64	
						88	A Bucknell	46 76	170	A UMBC	51 62	
									193	A Brown	65 67	
									203	A Canisius	50 80	
									204	A Hartford	53 47	
									204	H Hartford	39 41	
									220	A Columbia	64 71	
									236	A Sacred Heart	60 69	
									242	A New Hampshire	49 64	
									242	H New Hampshire	51 50	
									290	H Colgate	63 56	
									292	A Vermont	57 53	
									292	H Vermont	66 52	
									312	A UMass Lowell	75 70	
									342	H NJIT	54 50	
LAST 12 Division I GAMES:												
292	H Vermont	66 52	170	A UMBC	51 62							
204	H Hartford	39 41	312	A UMass Lowell	75 70							
53	A Albany (NY)	58 64	292	A Vermont	57 53							
242	A New Hampshire	49 64	53	H Albany (NY)	47 59							
139	H Stony Brook	54 47	204	A Hartford	53 47							
77	H Maine	38 52	242	H New Hampshire	51 50							

Non-Div I Games: Cedar Crest 74 18 Misericordia 73 44 Nyack 65 33

Binghamton

Loss, Non-Conf, S Site, H Home A Away N Neutral

Average RPI Win:	232	WON-LOST	WINNING	LAST 10	STRENGTH OF	OPP. STRENGTH	TEAM	ADJ.	CONF.	ADJ CONF.
Average RPI Loss:	130	RECORD	PCT. RANK	GAMES	SCHEDULE	OF SCHEDULE	RPI	RPI	RPI	RPI
DIV. I ONLY	14- 8	94	8- 2	197	222	137	137	19	19	
DIV. I NON-CONF.	5- 4	138	0- 0	253	201	196	196	20	20	
TOTALS	RPI 1-25	RPI 26-50	W-L RECORDS	RPI 51-100	RPI 101-150	RPI 150+				
14- 8	0- 0	0- 3	OVERALL	0- 1	0- 1	14- 3				
6- 4	0- 0	0- 1	HOME	0- 1	0- 0	6- 2				
7- 3	0- 0	0- 1	AWAY	0- 0	0- 1	7- 1				
1- 1	0- 0	0- 1	NEUTRAL	0- 0	0- 0	1- 0				
5- 4	0- 0	0- 1	NON-CONFERENCE	0- 1	0- 0	5- 2				
1- 3	0- 0	0- 0	HOME	0- 1	0- 0	1- 2				
3- 0	0- 0	0- 0	AWAY	0- 0	0- 0	3- 0				
1- 1	0- 0	0- 1	NEUTRAL	0- 0	0- 0	1- 0				
9- 4	0- 0	0- 2	CONFERENCE	0- 0	0- 1	9- 1				
5- 1	0- 0	0- 1	HOME	0- 0	0- 0	5- 0				
4- 3	0- 0	0- 1	AWAY	0- 0	0- 1	4- 1				
0- 0	0- 0	0- 0	NEUTRAL	0- 0	0- 0	0- 0				

RPI 1-25				RPI 26-50				RPI 51-100				RPI 101+ Team's RPI: 137			
RPI	S	Opponent	Score	RPI	S	Opponent	Score	RPI	S	Opponent	Score	RPI	S	Opponent	Score
				45	A	Colorado St.	64 68	72	H	Washington St.	52 57	149	A	Fresno St.	57 62
				45	H	Colorado St.	51 83					174	A	Eastern Wash.	84 79
				49	N	Auburn	53 55					180	H	UNLV	75 56
												181	N	Stetson	71 65
												186	A	New Mexico	81 60
												190	A	San Jose St.	78 75
												207	H	Col. of Charleston	61 38
												215	A	Utah St.	63 58
												215	H	Utah St.	84 78
												221	H	Utah Valley	70 72
												223	H	Idaho St.	77 80
												234	A	Wyoming	58 82
												234	H	Wyoming	58 49
												250	A	San Diego St.	75 45
												254	A	Seattle	84 66
												283	A	Portland	89 49
												329	H	Nevada	66 58
												343	H	Air Force	61 48
LAST 12 Division I GAMES:															
				234	A	Wyoming	58 82	234	H	Wyoming	58 49				
				45	H	Colorado St.	51 83	190	A	San Jose St.	78 75				
				343	H	Air Force	61 48	250	A	San Diego St.	75 45				
				215	A	Utah St.	63 58	329	H	Nevada	66 58				
				186	A	New Mexico	81 60	149	A	Fresno St.	57 62				
				180	H	UNLV	75 56	215	H	Utah St.	84 78				

Non-Div I Games: Concordia Portland 84 77 Cal St. L.A. 58 44

Boise St.

■ Loss, 
 ■ Non-Conf, 
 ■ S Site, 
 ■ H Home 
 ■ A Away 
 N Neutral

Boston College

Through Games Of Feb. 16, 2016

Average RPI Win:	193	WON-LOST	WINNING	LAST 10	STRENGTH OF	OPP. STRENGTH	TEAM	ADJ.	CONF.	ADJ CONF.
Average RPI Loss:	57	RECORD	PCT. RANK	GAMES	SCHEDULE	OF SCHEDULE	RPI	RPI	RPI	RPI
DIV. I ONLY	13- 12	165	1- 9	82	59	113	113	5	5	
DIV. I NON-CONF.	12- 1	9	1- 0	255	140	60	60	5	5	
TOTALS	RPI 1-25	RPI 26-50	W-L RECORDS	RPI 51-100	RPI 101-150	RPI 150+				
13- 12	0- 4	0- 2	OVERALL	3- 4	1- 2	9- 0				
8- 5	0- 1	0- 1	HOME	1- 2	1- 1	6- 0				
4- 6	0- 2	0- 1	AWAY	1- 2	0- 1	3- 0				
1- 1	0- 1	0- 0	NEUTRAL	1- 0	0- 0	0- 0				
12- 1	0- 1	0- 0	NON-CONFERENCE	3- 0	0- 0	9- 0				
7- 0	0- 0	0- 0	HOME	1- 0	0- 0	6- 0				
4- 0	0- 0	0- 0	AWAY	1- 0	0- 0	3- 0				
1- 1	0- 1	0- 0	NEUTRAL	1- 0	0- 0	0- 0				
1- 11	0- 3	0- 2	CONFERENCE	0- 4	1- 2	0- 0				
1- 5	0- 1	0- 1	HOME	0- 2	1- 1	0- 0				
0- 6	0- 2	0- 1	AWAY	0- 2	0- 1	0- 0				
0- 0	0- 0	0- 0	NEUTRAL	0- 0	0- 0	0- 0				

RPI 1-25				RPI 26-50				RPI 51-100				RPI 101+ Team's RPI: 113			
RPI	S	Opponent	Score	RPI	S	Opponent	Score	RPI	S	Opponent	Score	RPI	S	Opponent	Score
1	H	Notre Dame	50 63	29	H	Miami (FL)	62 67	51	A	Duke	51 71	110	A	Virginia Tech	33 58
13	A	Florida St.	42 75	46	A	North Carolina St.	63 74	59	A	Purdue	58 56	114	H	Wake Forest	59 65
19	A	Syracuse	61 62					70	N	Utah	76 51	128	H	Pittsburgh	54 43
24	N	Oklahoma	61 76					77	H	Maine	55 48	158	H	Yale	73 60
								84	A	Georgia Tech	56 62	172	A	Northeastern	71 45
								95	H	Virginia	50 61	204	H	Hartford	62 28
								100	H	North Carolina	78 86	235	H	Bryant	74 59
												242	H	New Hampshire	71 51
												245	H	Holy Cross	60 51
												255	A	Providence	67 41
												312	H	UMass Lowell	66 55
												347	A	Boston U.	58 37
LAST 12 Division I GAMES:															
95	H	Virginia	50 61	114	H	Wake Forest	59 65								
46	A	North Carolina St.	63 74	128	H	Pittsburgh	54 43								
100	H	North Carolina	78 86	51	A	Duke	51 71								
29	H	Miami (FL)	62 67	1	H	Notre Dame	50 63								
84	A	Georgia Tech	56 62	158	H	Yale	73 60								
19	A	Syracuse	61 62	13	A	Florida St.	42 75								

Non-Div I Games:

Boston College

Loss, Non-Conf, S Site, H Home A Away N Neutral

Average RPI Win: <b>250</b>	WON-LOST	WINNING	LAST 10	STRENGTH OF	OPP. STRENGTH	TEAM	ADJ.	CONF.	ADJ CONF.
Average RPI Loss: <b>221</b>	RECORD	PCT. RANK	GAMES	SCHEDULE	OF SCHEDULE	RPI	RPI	RPI	RPI
DIV. I ONLY	2- 22	344	2- 8	336	255	347	347	27	27
DIV. I NON-CONF.	0- 11	338	0- 0	316	179	349	349	28	28
TOTALS	RPI 1-25	RPI 26-50	W-L RECORDS	RPI 51-100	RPI 101-150	RPI 150+			
2- 22	0- 0	0- 0	OVERALL	0- 2	0- 2	2- 18			
2- 11	0- 0	0- 0	HOME	0- 1	0- 1	2- 9			
0- 11	0- 0	0- 0	AWAY	0- 0	0- 0	0- 4			
0- 0	0- 0	0- 0	NEUTRAL	0- 0	0- 0	0- 0			
0- 11	0- 0	0- 0	NON-CONFERENCE	0- 1	0- 2	0- 8			
0- 6	0- 0	0- 0	HOME	0- 1	0- 1	0- 4			
0- 5	0- 0	0- 0	AWAY	0- 0	0- 1	0- 4			
0- 0	0- 0	0- 0	NEUTRAL	0- 0	0- 0	0- 0			
2- 11	0- 0	0- 0	CONFERENCE	0- 1	0- 0	2- 10			
2- 5	0- 0	0- 0	HOME	0- 0	0- 0	2- 5			
0- 6	0- 0	0- 0	AWAY	0- 1	0- 0	0- 5			
0- 0	0- 0	0- 0	NEUTRAL	0- 0	0- 0	0- 0			

RPI 1-25			RPI 26-50			RPI 51-100			RPI 101+			Team's RPI: 347
RPI	S	Opponent	Score	RPI	S	Opponent	Score	RPI	S	Opponent	Score	
						53 H Albany (NY)	43 83	113 H Boston College			37 58	
						88 A Bucknell	56 74	118 A Harvard			55 73	
								172 H Northeastern			44 77	
								182 H Marist			54 73	
								191 H Rhode Island			41 57	
								214 A Lehigh			48 72	
								214 H Lehigh			66 73	
								232 A Dartmouth			52 72	
								240 A Massachusetts			56 73	
								242 A New Hampshire			52 69	
								245 H Holy Cross			41 60	
								248 A American			33 79	
								248 H American			63 59	
								251 A Navy			56 67	
								251 H Navy			51 49	
								256 A Loyola Maryland			54 63	
								256 H Loyola Maryland			46 67	
								290 H Colgate			63 72	
								292 H Vermont			45 60	
								312 A UMass Lowell			57 70	
								331 A Lafayette			56 71	
								331 H Lafayette			64 71	
LAST 12 Division I GAMES:												
256 H		Loyola Maryland	46 67	290 H		Colgate	63 72					
248 A		American	33 79	256 A		Loyola Maryland	54 63					
331 H		Lafayette	64 71	248 H		American	63 59					
251 H		Navy	51 49	331 A		Lafayette	56 71					
214 A		Lehigh	48 72	251 A		Navy	56 67					
88 A		Bucknell	56 74	214 H		Lehigh	66 73					

Non-Div I Games:

Boston U.

■ Loss, 
 ■ Non-Conf, 
 ■ S Site, 
 ■ H Home 
 ■ A Away 
 N Neutral

## Bowling Green

Through Games Of Feb. 16, 2016

Average RPI Win:	253	WON-LOST	WINNING	LAST 10	STRENGTH OF	OPP. STRENGTH	TEAM	ADJ.	CONF.	ADJ CONF.
Average RPI Loss:	123	RECORD	PCT. RANK	GAMES	SCHEDULE	OF SCHEDULE	RPI	RPI	RPI	RPI
DIV. I ONLY	8- 13	243	3- 7	223	145	253	253	11	11	
DIV. I NON-CONF.	4- 5	193	0- 0	326	177	284	284	13	13	
TOTALS	RPI 1-25	RPI 26-50	W-L RECORDS	RPI 51-100	RPI 101-150	RPI 150+				
8- 13	0- 0	0- 1	OVERALL	0- 4	2- 5	6- 3				
5- 6	0- 0	0- 1	HOME	0- 2	1- 3	4- 0				
2- 6	0- 0	0- 0	AWAY	0- 2	0- 2	2- 2				
1- 1	0- 0	0- 0	NEUTRAL	0- 0	1- 0	0- 1				
4- 5	0- 0	0- 0	NON-CONFERENCE	0- 2	1- 0	3- 3				
3- 1	0- 0	0- 0	HOME	0- 1	0- 0	3- 0				
0- 3	0- 0	0- 0	AWAY	0- 1	0- 0	0- 2				
1- 1	0- 0	0- 0	NEUTRAL	0- 0	1- 0	0- 1				
4- 8	0- 0	0- 1	CONFERENCE	0- 2	1- 5	3- 0				
2- 5	0- 0	0- 1	HOME	0- 1	1- 3	1- 0				
2- 3	0- 0	0- 0	AWAY	0- 1	0- 2	2- 0				
0- 0	0- 0	0- 0	NEUTRAL	0- 0	0- 0	0- 0				

RPI S	Opponent	Score	RPI S	Opponent	Score	RPI S	Opponent	Score	RPI S	Opponent	Score	Team's RPI: 253
28	H Ohio	57 72	62	H South Dakota St.	45 58	106	H Eastern Mich.	67 63				
			68	A Central Mich.	75 76	115	A Toledo	61 75				
			81	H Ball St.	56 67	117	A Western Mich.	45 74				
			95	A Virginia	39 68	117	H Western Mich.	49 65				
						119	H Akron	55 71				
						133	H Buffalo	50 63				
						147	N Jacksonville	72 69				
						154	N Davidson	56 60				
						219	A Cincinnati	51 54				
						258	A Northern Ill.	58 43				
						264	A Miami (OH)	64 58				
						294	A Cleveland St.	48 69				
						302	H Bradley	66 53				
						314	H Illinois St.	70 52				
						315	H Kent St.	71 49				
						318	H Evansville	74 56				
LAST 12 Division I GAMES:												
133	H Buffalo	50 63	258	A Northern Ill.	58 43							
117	H Western Mich.	49 65	81	H Ball St.	56 67							
68	A Central Mich.	75 76	119	H Akron	55 71							
115	A Toledo	61 75	28	H Ohio	57 72							
106	H Eastern Mich.	67 63	117	A Western Mich.	45 74							
315	H Kent St.	71 49	264	A Miami (OH)	64 58							

Non-Div I Games:

Bowling Green

■ Loss, 
 ■ Non-Conf, 
 ■ S Site, 
 ■ H Home 
 ■ A Away 
 N Neutral

Average RPI Win: <b>289</b>	WON-LOST	WINNING	LAST 10	STRENGTH OF	OPP. STRENGTH	TEAM	ADJ.	CONF.	ADJ CONF.
Average RPI Loss: <b>160</b>	RECORD	PCT. RANK	GAMES	SCHEDULE	OF SCHEDULE	RPI	RPI	RPI	RPI
DIV. I ONLY	6- 17	287	3- 7	280	190	302	302	21	21
DIV. I NON-CONF.	3- 7	248	0- 0	247	196	260	260	17	17
TOTALS	RPI 1-25	RPI 26-50	W-L RECORDS	RPI 51-100	RPI 101-150	RPI 150+			
6- 17	0- 1	0- 0	OVERALL	0- 4	0- 5	6- 7			
3- 8	0- 1	0- 0	HOME	0- 1	0- 4	3- 2			
3- 9	0- 0	0- 0	AWAY	0- 3	0- 1	3- 5			
0- 0	0- 0	0- 0	NEUTRAL	0- 0	0- 0	0- 0			
3- 7	0- 1	0- 0	NON-CONFERENCE	0- 2	0- 1	3- 3			
1- 3	0- 1	0- 0	HOME	0- 0	0- 1	1- 1			
2- 4	0- 0	0- 0	AWAY	0- 2	0- 0	2- 2			
0- 0	0- 0	0- 0	NEUTRAL	0- 0	0- 0	0- 0			
3- 10	0- 0	0- 0	CONFERENCE	0- 2	0- 4	3- 4			
2- 5	0- 0	0- 0	HOME	0- 1	0- 3	2- 1			
1- 5	0- 0	0- 0	AWAY	0- 1	0- 1	1- 3			
0- 0	0- 0	0- 0	NEUTRAL	0- 0	0- 0	0- 0			

RPI 1-25				RPI 26-50				RPI 51-100				RPI 101+ Team's RPI: 302			
RPI	S	Opponent	Score	RPI	S	Opponent	Score	RPI	S	Opponent	Score	RPI	S	Opponent	Score
24	H	Oklahoma	46 <b>79</b>					57	A	Iowa	53 <b>60</b>	108	H	Drake	64 <b>76</b>
								74	A	Saint Louis	58 <b>75</b>	117	H	Western Mich.	59 <b>72</b>
								86	A	Missouri St.	56 <b>59</b>	121	H	UNI	47 <b>55</b>
								86	H	Missouri St.	44 <b>55</b>	145	A	Southern Ill.	49 <b>75</b>
												145	H	Southern Ill.	51 <b>65</b>
												167	H	Loyola Chicago	54 <b>67</b>
												177	A	Detroit	75 67
												211	H	Ill.-Chicago	56 <b>66</b>
												231	A	Indiana St.	37 <b>59</b>
												253	A	Bowling Green	53 <b>66</b>
												258	A	Northern Ill.	64 <b>68</b>
												295	A	Wichita St.	55 50
												295	H	Wichita St.	50 44
												314	A	Illinois St.	49 <b>54</b>
												315	H	Kent St.	68 60
												318	A	Evansville	46 <b>62</b>
												318	H	Evansville	66 52
												334	A	Chicago St.	66 60
LAST 12 Division I GAMES:															
86	A	Missouri St.	56 <b>59</b>	231	A	Indiana St.	37 <b>59</b>								
295	A	Wichita St.	55 50	314	A	Illinois St.	49 <b>54</b>								
145	H	Southern Ill.	51 <b>65</b>	295	H	Wichita St.	50 44								
318	H	Evansville	66 52	86	H	Missouri St.	44 <b>55</b>								
121	H	UNI	47 <b>55</b>	318	A	Evansville	46 <b>62</b>								
108	H	Drake	64 <b>76</b>	145	A	Southern Ill.	49 <b>75</b>								

Non-Div I Games: Eureka

87 47

Bradley

B  
r  
o  
w  
n

B  
r  
o  
w  
n

Brown

Page 31

Average RPI Win: <b>291</b>	WON-LOST	WINNING	LAST 10	STRENGTH OF	OPP. STRENGTH	TEAM	ADJ.	CONF.	ADJ CONF.
Average RPI Loss: <b>192</b>	RECORD	PCT. RANK	GAMES	SCHEDULE	OF SCHEDULE	RPI	RPI	RPI	RPI
DIV. I ONLY	<b>14- 11</b>	<b>138</b>	<b>7- 3</b>	<b>331</b>	<b>331</b>	<b>235</b>	<b>235</b>	<b>30</b>	<b>30</b>
DIV. I NON-CONF.	<b>3- 8</b>	<b>258</b>	<b>0- 0</b>	<b>288</b>	<b>211</b>	<b>306</b>	<b>306</b>	<b>32</b>	<b>32</b>
TOTALS	RPI 1-25	RPI 26-50	W-L RECORDS	RPI 51-100	RPI 101-150	RPI 150+			
14- 11	0- 0	0- 1	OVERALL	0- 1	0- 1	14- 8			
7- 4	0- 0	0- 0	HOME	0- 0	0- 0	7- 4			
7- 7	0- 0	0- 1	AWAY	0- 1	0- 1	7- 4			
0- 0	0- 0	0- 0	NEUTRAL	0- 0	0- 0	0- 0			
3- 8	0- 0	0- 1	NON-CONFERENCE	0- 1	0- 1	3- 5			
2- 3	0- 0	0- 0	HOME	0- 0	0- 0	2- 3			
1- 5	0- 0	0- 1	AWAY	0- 1	0- 1	1- 2			
0- 0	0- 0	0- 0	NEUTRAL	0- 0	0- 0	0- 0			
11- 3	0- 0	0- 0	CONFERENCE	0- 0	0- 0	11- 3			
5- 1	0- 0	0- 0	HOME	0- 0	0- 0	5- 1			
6- 2	0- 0	0- 0	AWAY	0- 0	0- 0	6- 2			
0- 0	0- 0	0- 0	NEUTRAL	0- 0	0- 0	0- 0			

RPI S	Opponent	Score	RPI S	Opponent	Score	RPI S	Opponent	Score	RPI S	Opponent	Score	Team's RPI: 235
34	A Seton Hall	57 <b>93</b>	77	A Maine	38 <b>76</b>	113	A Boston College	59 <b>74</b>				
						152	H Cornell	62 <b>70</b>				
						193	H Brown	67 <b>84</b>				
						197	A Robert Morris	53 <b>55</b>				
						197	H Robert Morris	71 65				
						236	A Sacred Heart	61 59				
						240	H Massachusetts	69 <b>86</b>				
						242	H New Hampshire	55 42				
						245	A Holy Cross	64 <b>65</b>				
						255	A Providence	78 <b>88</b>				
						263	A Saint Francis (PA)	72 <b>85</b>				
						263	H Saint Francis (PA)	84 72				
						266	A Central Conn. St.	65 53				
						266	H Central Conn. St.	70 56				
						292	H Vermont	68 52				
						311	A Fairleigh Dickinson	70 41				
						312	A UMass Lowell	83 64				
						323	H LIU Brooklyn	63 55				
						338	A Mt. St. Mary's	70 59				
						340	A St. Francis Brooklyn	70 42				
						340	H St. Francis Brooklyn	57 <b>58</b>				
						344	A Wagner	82 71				
						344	H Wagner	94 67				
LAST 12 Division I GAMES:												
340	H St. Francis Brooklyn	57 <b>58</b>	263	H Saint Francis (PA)	84 72							
344	H Wagner	94 67	197	H Robert Morris	71 65							
263	A Saint Francis (PA)	72 <b>85</b>	340	A St. Francis Brooklyn	70 42							
197	A Robert Morris	53 <b>55</b>	323	H LIU Brooklyn	63 55							
266	A Central Conn. St.	65 53	338	A Mt. St. Mary's	70 59							
236	A Sacred Heart	61 59	344	A Wagner	82 71							

Non-Div I Games:

Bryant

■ Loss, 
 ■ Non-Conf, 
 ■ S Site, 
 ■ H Home 
 ■ A Away 
 N Neutral



Average RPI Win:	250	WON-LOST	WINNING	LAST 10	STRENGTH OF	OPP. STRENGTH	TEAM	ADJ.	CONF.	ADJ CONF.
Average RPI Loss:	129	RECORD	PCT. RANK	GAMES	SCHEDULE	OF SCHEDULE	RPI	RPI	RPI	RPI
DIV. I ONLY	18- 6	47	9- 1	194	288	88	88	27	27	
DIV. I NON-CONF.	6- 5	146	0- 0	216	286	157	157	28	28	
TOTALS	RPI 1-25	RPI 26-50	W-L RECORDS	RPI 51-100	RPI 101-150	RPI 150+				
18- 6	0- 1	0- 0	OVERALL	1- 1	0- 1	17- 3				
11- 1	0- 0	0- 0	HOME	1- 0	0- 1	10- 0				
7- 5	0- 1	0- 0	AWAY	0- 1	0- 0	7- 3				
0- 0	0- 0	0- 0	NEUTRAL	0- 0	0- 0	0- 0				
6- 5	0- 1	0- 0	NON-CONFERENCE	0- 0	0- 1	6- 3				
4- 1	0- 0	0- 0	HOME	0- 0	0- 1	4- 0				
2- 4	0- 1	0- 0	AWAY	0- 0	0- 0	2- 3				
0- 0	0- 0	0- 0	NEUTRAL	0- 0	0- 0	0- 0				
12- 1	0- 0	0- 0	CONFERENCE	1- 1	0- 0	11- 0				
7- 0	0- 0	0- 0	HOME	1- 0	0- 0	6- 0				
5- 1	0- 0	0- 0	AWAY	0- 1	0- 0	5- 0				
0- 0	0- 0	0- 0	NEUTRAL	0- 0	0- 0	0- 0				

RPI 1-25				RPI 26-50				RPI 51-100				Team's RPI: 88	RPI 101+			
RPI	S	Opponent	Score	RPI	S	Opponent	Score	RPI	S	Opponent	Score		RPI	S	Opponent	Score
1	A	Notre Dame	54 85					71	A	Army West Point	63 68		105	H	Youngstown St.	47 55
								71	H	Army West Point	79 69		170	A	UMBC	52 65
													173	H	Delaware	80 51
													203	A	Canisius	56 61
													214	A	Lehigh	67 54
													214	H	Lehigh	80 77
													225	A	Morgan St.	50 64
													227	A	Manhattan	61 56
													229	H	Binghamton	76 46
													245	A	Holy Cross	58 51
													245	H	Holy Cross	74 64
													248	A	American	66 60
													248	H	American	60 54
													251	A	Navy	51 41
													256	H	Loyola Maryland	71 64
													290	A	Colgate	71 51
													290	H	Colgate	79 60
													294	A	Cleveland St.	59 57
													311	H	Fairleigh Dickinson	72 62
													338	H	Mt. St. Mary's	71 45
													347	H	Boston U.	74 56
LAST 12 Division I GAMES:																
				290	H	Colgate	79 60						256	H	Loyola Maryland	71 64
				214	A	Lehigh	67 54						290	A	Colgate	71 51
				245	H	Holy Cross	74 64						214	H	Lehigh	80 77
				248	H	American	60 54						245	A	Holy Cross	58 51
				71	A	Army West Point	63 68						248	A	American	66 60
				347	H	Boston U.	74 56						71	H	Army West Point	79 69

Non-Div I Games:

Bucknell

■ Loss, 
 ■ Non-Conf, S Site, 
 ■ Home 
 ■ Away 
 N Neutral

Average RPI Win:	220	WON-LOST	WINNING	LAST 10	STRENGTH OF	OPP. STRENGTH	TEAM	ADJ.	CONF.	ADJ CONF.
Average RPI Loss:	115	RECORD	PCT. RANK	GAMES	SCHEDULE	OF SCHEDULE	RPI	RPI	RPI	RPI
DIV. I ONLY	12- 11	159	3- 7	139	173	133	133	11	11	
DIV. I NON-CONF.	8- 3	77	0- 0	212	230	96	96	13	13	
TOTALS	RPI 1-25	RPI 26-50	W-L RECORDS	RPI 51-100	RPI 101-150	RPI 150+				
12- 11	0- 1	1- 1	OVERALL	1- 3	0- 4	10- 2				
5- 4	0- 1	1- 0	HOME	1- 1	0- 2	3- 0				
6- 7	0- 0	0- 1	AWAY	0- 2	0- 2	6- 2				
1- 0	0- 0	0- 0	NEUTRAL	0- 0	0- 0	1- 0				
8- 3	0- 1	0- 1	NON-CONFERENCE	0- 1	0- 0	8- 0				
3- 1	0- 1	0- 0	HOME	0- 0	0- 0	3- 0				
4- 2	0- 0	0- 1	AWAY	0- 1	0- 0	4- 0				
1- 0	0- 0	0- 0	NEUTRAL	0- 0	0- 0	1- 0				
4- 8	0- 0	1- 0	CONFERENCE	1- 2	0- 4	2- 2				
2- 3	0- 0	1- 0	HOME	1- 1	0- 2	0- 0				
2- 5	0- 0	0- 0	AWAY	0- 1	0- 2	2- 2				
0- 0	0- 0	0- 0	NEUTRAL	0- 0	0- 0	0- 0				

RPI 1-25				RPI 26-50				RPI 51-100				RPI 101+ Team's RPI: 133			
RPI	S	Opponent	Score	RPI	S	Opponent	Score	RPI	S	Opponent	Score	RPI	S	Opponent	Score
21	H	Duquesne	62 79	28	H	Ohio	51 43	66	A	Hofstra	36 79	106	A	Eastern Mich.	56 67
				40	A	St. Bonaventure	32 59	68	H	Central Mich.	67 61	115	A	Toledo	60 71
								81	A	Ball St.	63 68	117	H	Western Mich.	78 92
								81	H	Ball St.	57 59	119	H	Akron	61 69
												152	H	Cornell	59 41
												203	H	Canisius	54 40
												236	A	Sacred Heart	66 53
												240	A	Massachusetts	56 48
												241	N	Clemson	61 51
												253	A	Bowling Green	63 50
												258	A	Northern Ill.	74 76
												264	A	Miami (OH)	58 69
												272	A	UCF	66 60
												304	A	Niagara	57 48
												315	A	Kent St.	77 66
												323	H	LIU Brooklyn	55 38
LAST 12 Division I GAMES:															
253	A	Bowling Green	63 50	117	H	Western Mich.	78 92								
115	A	Toledo	60 71	119	H	Akron	61 69								
81	H	Ball St.	57 59	81	A	Ball St.	63 68								
28	H	Ohio	51 43	315	A	Kent St.	77 66								
258	A	Northern Ill.	74 76	68	H	Central Mich.	67 61								
264	A	Miami (OH)	58 69	106	A	Eastern Mich.	56 67								

Non-Div I Games:

Buffalo

■ Loss, 
■ Non-Conf, 
■ S Site, 
■ H Home 
■ A Away 
N Neutral

Average RPI Win: 195		WON-LOST	WINNING	LAST 10	STRENGTH OF	OPP. STRENGTH	TEAM	ADJ.	CONF.	ADJ CONF.
Average RPI Loss: 84		RECORD	PCT. RANK	GAMES	SCHEDULE	OF SCHEDULE	RPI	RPI	RPI	RPI
DIV. I ONLY		8- 17	268	1- 9	100	44	195	195	6	6
DIV. I NON-CONF.		5- 6	180	0- 0	144	26	145	145	6	6
TOTALS		RPI 1-25	RPI 26-50	W-L RECORDS		RPI 51-100	RPI 101-150	RPI 150+		
8- 17	0- 3	0- 3		OVERALL		2- 6	1- 4	5- 1		
5- 6	0- 2	0- 0		HOME		2- 2	1- 2	2- 0		
2- 11	0- 1	0- 3		AWAY		0- 4	0- 2	2- 1		
1- 0	0- 0	0- 0		NEUTRAL		0- 0	0- 0	1- 0		
5- 6	0- 1	0- 1		NON-CONFERENCE		1- 3	1- 0	3- 1		
3- 1	0- 1	0- 0		HOME		1- 0	1- 0	1- 0		
1- 5	0- 0	0- 1		AWAY		0- 3	0- 0	1- 1		
1- 0	0- 0	0- 0		NEUTRAL		0- 0	0- 0	1- 0		
3- 11	0- 2	0- 2		CONFERENCE		1- 3	0- 4	2- 0		
2- 5	0- 1	0- 0		HOME		1- 2	0- 2	1- 0		
1- 6	0- 1	0- 2		AWAY		0- 1	0- 2	1- 0		
0- 0	0- 0	0- 0		NEUTRAL		0- 0	0- 0	0- 0		

RPI S	Opponent	Score	RPI S	Opponent	Score	RPI S	Opponent	Score	RPI S	Opponent	Score	Team's RPI: 195
20	A DePaul	63 102	34	A Seton Hall	77 98	54	H Villanova	45 57	131	H Arkansas	63 57	
20	H DePaul	54 61	42	A St. John's (NY)	41 68	63	A Chattanooga	49 60	136	A Xavier	47 55	
23	H Green Bay	46 55	44	A South Fla.	77 87	81	A Ball St.	50 58	136	H Xavier	63 73	
						82	A Marquette	69 76	142	A Creighton	49 77	
						82	H Marquette	64 80	142	H Creighton	42 52	
						85	H Georgetown	82 76	230	H Valparaiso	72 53	
						92	H TCU	65 53	231	A Indiana St.	63 70	
						93	A Wright St.	53 66	241	N Clemson	54 50	
									255	A Providence	77 67	
									255	H Providence	65 50	
									272	A UCF	71 63	
LAST 12 Division I GAMES:												
20	A DePaul	63 102	42	A St. John's (NY)	41 68							
82	A Marquette	69 76	82	H Marquette	64 80							
255	H Providence	65 50	20	H DePaul	54 61							
142	H Creighton	42 52	142	A Creighton	49 77							
136	A Xavier	47 55	255	A Providence	77 67							
34	A Seton Hall	77 98	136	H Xavier	63 73							

Non-Div I Games:

Butler

■ Loss, 
■ Non-Conf, 
■ S Site, 
■ H Home 
■ A Away 
N Neutral

CSU Bakersfield

Through Games Of Feb. 16, 2016

Average RPI Win:	270	WON-LOST	WINNING	LAST 10	STRENGTH OF	OPP. STRENGTH	TEAM	ADJ.	CONF.	ADJ CONF.
Average RPI Loss:	132	RECORD	PCT. RANK	GAMES	SCHEDULE	OF SCHEDULE	RPI	RPI	RPI	RPI
DIV. I ONLY	8- 17	268	5- 5	163	166	246	246	25	25	
DIV. I NON-CONF.	3- 12	290	1- 1	67	35	238	238	25	25	
TOTALS	RPI 1-25	RPI 26-50	W-L RECORDS	RPI 51-100	RPI 101-150	RPI 150+				
8- 17	0- 5	0- 0	OVERALL	0- 1	0- 4	8- 7				
6- 5	0- 0	0- 0	HOME	0- 0	0- 1	6- 4				
2- 10	0- 3	0- 0	AWAY	0- 1	0- 3	2- 3				
0- 2	0- 2	0- 0	NEUTRAL	0- 0	0- 0	0- 0				
3- 12	0- 5	0- 0	NON-CONFERENCE	0- 1	0- 3	3- 3				
3- 3	0- 0	0- 0	HOME	0- 0	0- 1	3- 2				
0- 7	0- 3	0- 0	AWAY	0- 1	0- 2	0- 1				
0- 2	0- 2	0- 0	NEUTRAL	0- 0	0- 0	0- 0				
5- 5	0- 0	0- 0	CONFERENCE	0- 0	0- 1	5- 4				
3- 2	0- 0	0- 0	HOME	0- 0	0- 0	3- 2				
2- 3	0- 0	0- 0	AWAY	0- 0	0- 1	2- 2				
0- 0	0- 0	0- 0	NEUTRAL	0- 0	0- 0	0- 0				

RPI 1-25				RPI 26-50				RPI 51-100				RPI 101+ Team's RPI: 246			
RPI	S	Opponent	Score	RPI	S	Opponent	Score	RPI	S	Opponent	Score	RPI	S	Opponent	Score
3	N	South Carolina	71 90					67	A	UC Riverside	61 81	101	A	New Mexico St.	63 86
6	A	Stanford	41 83									127	A	Hawaii	60 74
7	N	Arizona St.	47 60									127	H	Hawaii	55 65
9	A	Oregon St.	51 75									149	A	Fresno St.	52 57
10	A	UCLA	68 82									157	H	Pacific	74 80
												190	H	San Jose St.	90 88
												200	H	Cal Poly	57 52
												209	A	UTRGV	46 60
												221	A	Utah Valley	53 72
												221	H	Utah Valley	61 54
												228	H	Grand Canyon	51 61
												254	H	Seattle	76 68
												260	A	UC Santa Barbara	60 61
												267	H	Pepperdine	73 76
												298	A	UMKC	78 68
												298	H	UMKC	40 56
												332	H	UC Irvine	65 39
												334	A	Chicago St.	74 61
												334	H	Chicago St.	76 43
LAST 12 Division I GAMES:															
221	A	Utah Valley	53 72	209	A	UTRGV	46 60								
334	A	Chicago St.	74 61	254	H	Seattle	76 68								
298	A	UMKC	78 68	298	H	UMKC	40 56								
221	H	Utah Valley	61 54	334	H	Chicago St.	76 43								
228	H	Grand Canyon	51 61	332	H	UC Irvine	65 39								
101	A	New Mexico St.	63 86	127	H	Hawaii	55 65								

Non-Div I Games:

CSU Bakersfield

Loss, Non-Conf, S Site, H Home A Away N Neutral

Average RPI Win: <b>257</b>	WON-LOST	WINNING	LAST 10	STRENGTH OF	OPP. STRENGTH	TEAM	ADJ.	CONF.	ADJ CONF.
Average RPI Loss: <b>154</b>	RECORD	PCT. RANK	GAMES	SCHEDULE	OF SCHEDULE	RPI	RPI	RPI	RPI
DIV. I ONLY	6- 18	291	4- 6	245	155	287	287	22	22
DIV. I NON-CONF.	2- 12	311	0- 2	229	52	291	291	22	22
TOTALS	RPI 1-25	RPI 26-50	W-L RECORDS	RPI 51-100	RPI 101-150	RPI 150+			
6- 18	0- 1	0- 1	OVERALL	0- 5	2- 3	4- 8			
4- 6	0- 0	0- 1	HOME	0- 1	2- 0	2- 4			
2- 12	0- 1	0- 0	AWAY	0- 4	0- 3	2- 4			
0- 0	0- 0	0- 0	NEUTRAL	0- 0	0- 0	0- 0			
2- 12	0- 1	0- 1	NON-CONFERENCE	0- 4	1- 1	1- 5			
1- 4	0- 0	0- 1	HOME	0- 1	1- 0	0- 2			
1- 8	0- 1	0- 0	AWAY	0- 3	0- 1	1- 3			
0- 0	0- 0	0- 0	NEUTRAL	0- 0	0- 0	0- 0			
4- 6	0- 0	0- 0	CONFERENCE	0- 1	1- 2	3- 3			
3- 2	0- 0	0- 0	HOME	0- 0	1- 0	2- 2			
1- 4	0- 0	0- 0	AWAY	0- 1	0- 2	1- 1			
0- 0	0- 0	0- 0	NEUTRAL	0- 0	0- 0	0- 0			

RPI 1-25				RPI 26-50				RPI 51-100				RPI 101+				Team's RPI: 287	
RPI	S	Opponent	Score	RPI	S	Opponent	Score	RPI	S	Opponent	Score	RPI	S	Opponent	Score		
7	A	Arizona St.	46 69	26	H	Georgia	58 83	56	H	St. Mary's (CA)	59 93	127	A	Hawaii	50 77		
								67	A	UC Riverside	76 83	127	H	Hawaii	63 60		
								70	A	Utah	56 97	130	H	Penn St.	81 73		
								78	A	California	44 106	132	A	Idaho	50 106		
								83	A	San Diego	64 86	150	A	Long Beach St.	71 74		
												174	A	Eastern Wash.	59 70		
												189	H	UC Davis	52 75		
												200	A	Cal Poly	62 66		
												250	H	San Diego St.	65 67		
												254	H	Seattle	56 62		
												260	H	UC Santa Barbara	49 65		
												283	A	Portland	68 62		
												322	A	Portland St.	77 83		
												330	A	Southern Utah	65 67		
												332	A	UC Irvine	83 64		
												332	H	UC Irvine	62 48		
												337	H	Cal St. Fullerton	79 52		
LAST 12 Division I GAMES:																	
332	H	UC Irvine	62 48	200	A	Cal Poly	62 66										
67	A	UC Riverside	76 83	260	H	UC Santa Barbara	49 65										
150	A	Long Beach St.	71 74	127	A	Hawaii	50 77										
337	H	Cal St. Fullerton	79 52	189	H	UC Davis	52 75										
332	A	UC Irvine	83 64	254	H	Seattle	56 62										
127	H	Hawaii	63 60	78	A	California	44 106										

Non-Div I Games:

CSUN

■ Loss, 
 ■ Non-Conf, 
 ■ S Site, 
 ■ H Home 
 ■ A Away 
 N Neutral

Average RPI Win: <b>247</b>	WON-LOST	WINNING	LAST 10	STRENGTH OF	OPP. STRENGTH	TEAM	ADJ.	CONF.	ADJ CONF.
Average RPI Loss: <b>131</b>	RECORD	PCT. RANK	GAMES	SCHEDULE	OF SCHEDULE	RPI	RPI	RPI	RPI
DIV. I ONLY	<b>11- 13</b>	<b>193</b>	<b>4- 6</b>	<b>178</b>	<b>230</b>	<b>200</b>	<b>200</b>	<b>22</b>	<b>22</b>
DIV. I NON-CONF.	<b>7- 6</b>	<b>156</b>	<b>1- 0</b>	<b>121</b>	<b>170</b>	<b>118</b>	<b>118</b>	<b>22</b>	<b>22</b>
TOTALS	RPI 1-25	RPI 26-50	W-L RECORDS	RPI 51-100	RPI 101-150	RPI 150+			
11- 13	0- 1	0- 0	OVERALL	1- 5	1- 2	9- 5			
7- 4	0- 0	0- 0	HOME	0- 2	1- 1	6- 1			
4- 8	0- 1	0- 0	AWAY	1- 3	0- 1	3- 3			
0- 1	0- 0	0- 0	NEUTRAL	0- 0	0- 0	0- 1			
7- 6	0- 1	0- 0	NON-CONFERENCE	1- 3	1- 0	5- 2			
4- 1	0- 0	0- 0	HOME	0- 1	1- 0	3- 0			
3- 4	0- 1	0- 0	AWAY	1- 2	0- 0	2- 1			
0- 1	0- 0	0- 0	NEUTRAL	0- 0	0- 0	0- 1			
4- 7	0- 0	0- 0	CONFERENCE	0- 2	0- 2	4- 3			
3- 3	0- 0	0- 0	HOME	0- 1	0- 1	3- 1			
1- 4	0- 0	0- 0	AWAY	0- 1	0- 1	1- 2			
0- 0	0- 0	0- 0	NEUTRAL	0- 0	0- 0	0- 0			

RPI 1-25			RPI 26-50			RPI 51-100			RPI 101+ Team's RPI: 200		
RPI	S	Opponent	Score	RPI	S	Opponent	Score	RPI	S	Opponent	Score
9	A	Oregon St.	43 <b>80</b>					55	H	Santa Clara	63 <b>69</b>
								56	A	St. Mary's (CA)	83 <b>87</b>
								67	A	UC Riverside	83 <b>93</b>
								67	H	UC Riverside	62 <b>75</b>
								78	A	California	57 <b>82</b>
								99	A	San Francisco	62 61
								127	H	Hawaii	58 <b>64</b>
								149	H	Fresno St.	64 60
								150	A	Long Beach St.	53 <b>65</b>
								160	H	Montana St.	66 57
								188	H	Sacramento St.	97 72
								189	A	UC Davis	71 <b>82</b>
								189	H	UC Davis	57 <b>75</b>
								209	N	UTRGV	58 <b>66</b>
								239	H	Loyola Marymount	70 58
								246	A	CSU Bakersfield	52 <b>57</b>
								260	A	UC Santa Barbara	67 <b>78</b>
								267	A	Pepperdine	61 47
								287	H	CSUN	66 62
								325	A	A&M-Corpus Christi	56 45
								332	A	UC Irvine	72 54
								332	H	UC Irvine	50 38
								337	H	Cal St. Fullerton	51 46
LAST 12 Division I GAMES:											
67	H	UC Riverside	62 <b>75</b>	189	H	UC Davis	57 <b>75</b>				
189	A	UC Davis	71 <b>82</b>	287	H	CSUN	66 62				
332	H	UC Irvine	50 38	337	H	Cal St. Fullerton	51 46				
127	H	Hawaii	58 <b>64</b>	332	A	UC Irvine	72 54				
150	A	Long Beach St.	53 <b>65</b>	260	A	UC Santa Barbara	67 <b>78</b>				
67	A	UC Riverside	83 <b>93</b>	188	H	Sacramento St.	97 72				

Non-Div I Games:

Cal Poly

■ Loss, 
 ■ Non-Conf, S Site, 
 ■ Home 
 ■ Away 
 N Neutral

Average RPI Win:	281	WON-LOST	WINNING	LAST 10	STRENGTH OF	OPP. STRENGTH	TEAM	ADJ.	CONF.	ADJ CONF.
Average RPI Loss:	203	RECORD	PCT. RANK	GAMES	SCHEDULE	OF SCHEDULE	RPI	RPI	RPI	RPI
DIV. I ONLY	2- 23	347	0- 10	236	321	337	337	22	22	
DIV. I NON-CONF.	2- 12	311	0- 1	248	340	324	324	22	22	
TOTALS	RPI 1-25	RPI 26-50	W-L RECORDS	RPI 51-100	RPI 101-150	RPI 150+				
2- 23	0- 0	0- 0	OVERALL	0- 2	0- 3	2- 18				
1- 10	0- 0	0- 0	HOME	0- 2	0- 1	1- 7				
1- 12	0- 0	0- 0	AWAY	0- 0	0- 2	1- 10				
0- 1	0- 0	0- 0	NEUTRAL	0- 0	0- 0	0- 1				
2- 12	0- 0	0- 0	NON-CONFERENCE	0- 1	0- 0	2- 11				
1- 5	0- 0	0- 0	HOME	0- 1	0- 0	1- 4				
1- 6	0- 0	0- 0	AWAY	0- 0	0- 0	1- 6				
0- 1	0- 0	0- 0	NEUTRAL	0- 0	0- 0	0- 1				
0- 11	0- 0	0- 0	CONFERENCE	0- 1	0- 3	0- 7				
0- 5	0- 0	0- 0	HOME	0- 1	0- 1	0- 3				
0- 6	0- 0	0- 0	AWAY	0- 0	0- 2	0- 4				
0- 0	0- 0	0- 0	NEUTRAL	0- 0	0- 0	0- 0				

RPI S	Opponent	Score	RPI S	Opponent	Score	RPI S	Opponent	Score	RPI S	Opponent	Score	Team's RPI: 337
						67	H UC Riverside	43 90	127	A Hawaii	53 62	
						83	H San Diego	44 53	150	A Long Beach St.	57 62	
									150	H Long Beach St.	61 82	
									152	H Cornell	47 59	
									159	A SMU	53 74	
									160	A Montana St.	66 89	
									174	H Eastern Wash.	57 68	
									189	A UC Davis	56 80	
									189	H UC Davis	59 63	
									192	H Weber St.	40 60	
									200	A Cal Poly	46 51	
									210	A Montana	51 86	
									234	H Wyoming	56 61	
									239	A Loyola Marymount	75 73	
									250	A San Diego St.	43 54	
									258	N Northern Ill.	49 72	
									260	A UC Santa Barbara	49 79	
									260	H UC Santa Barbara	47 65	
									267	A Pepperdine	75 81	
									287	A CSUN	52 79	
									309	A North Dakota St.	64 79	
									322	H Portland St.	84 69	
									332	H UC Irvine	58 62	
LAST 12 Division I GAMES:												
189	A	UC Davis	56	80	332	H	UC Irvine	58	62			
67	H	UC Riverside	43	90	150	A	Long Beach St.	57	62			
189	H	UC Davis	59	63	200	A	Cal Poly	46	51			
260	A	UC Santa Barbara	49	79	260	H	UC Santa Barbara	47	65			
287	A	CSUN	52	79	150	H	Long Beach St.	61	82			
127	A	Hawaii	53	62	309	A	North Dakota St.	64	79			

Non-Div I Games:

Cal St. Fullerton

■ Loss, 
 ■ Non-Conf, 
 ■ S Site, 
 ■ H Home 
 ■ A Away 
 N Neutral

# California

Through Games Of Feb. 16, 2016

Average RPI Win: <b>130</b>	WON-LOST	WINNING	LAST 10	STRENGTH OF	OPP. STRENGTH	TEAM	ADJ.	CONF.	ADJ CONF.
Average RPI Loss: <b>33</b>	RECORD	PCT. RANK	GAMES	SCHEDULE	OF SCHEDULE	RPI	RPI	RPI	RPI
DIV. I ONLY	<b>12- 13</b>	<b>185</b>	<b>2- 8</b>	<b>13</b>	<b>3</b>	<b>78</b>	<b>78</b>	<b>1</b>	<b>1</b>
DIV. I NON-CONF.	<b>8- 2</b>	<b>51</b>	<b>0- 0</b>	<b>53</b>	<b>46</b>	<b>38</b>	<b>38</b>	<b>1</b>	<b>1</b>
TOTALS	RPI 1-25	RPI 26-50	W-L RECORDS	RPI 51-100	RPI 101-150	RPI 150+			
12- 13	2- 7	0- 2	OVERALL	4- 3	1- 1	5- 0			
9- 5	1- 2	0- 1	HOME	3- 2	1- 0	4- 0			
2- 7	1- 1	0- 0	AWAY	0- 0	0- 0	1- 0			
1- 1	0- 1	0- 0	NEUTRAL	1- 0	0- 0	0- 0			
8- 2	1- 1	0- 0	NON-CONFERENCE	3- 1	0- 0	4- 0			
5- 1	0- 0	0- 0	HOME	2- 1	0- 0	3- 0			
2- 0	1- 0	0- 0	AWAY	0- 0	0- 0	1- 0			
1- 1	0- 1	0- 0	NEUTRAL	1- 0	0- 0	0- 0			
4- 11	1- 6	0- 2	CONFERENCE	1- 2	1- 1	1- 0			
4- 4	1- 2	0- 1	HOME	1- 1	1- 0	1- 0			
0- 7	0- 4	0- 1	AWAY	0- 1	0- 1	0- 0			
0- 0	0- 0	0- 0	NEUTRAL	0- 0	0- 0	0- 0			

RPI 1-25				RPI 26-50				RPI 51-100 Team's RPI: 78				RPI 101+			
RPI	S	Opponent	Score	RPI	S	Opponent	Score	RPI	S	Opponent	Score	RPI	S	Opponent	Score
6	A	Stanford	46 <b>53</b>	30	H	Washington	65 <b>75</b>	56	H	St. Mary's (CA)	63 <b>64</b>	112	A	Arizona	52 <b>57</b>
6	H	Stanford	55 <b>60</b>	39	A	Southern California	47 <b>61</b>	58	A	Oregon	59 <b>69</b>	112	H	Arizona	75 56
7	A	Arizona St.	49 <b>57</b>					67	H	UC Riverside	64 58	178	H	Colorado	64 35
7	H	Arizona St.	49 <b>64</b>					69	H	Nebraska	87 80	188	H	Sacramento St.	117 99
9	A	Oregon St.	48 <b>70</b>					70	H	Utah	79 <b>84</b>	200	H	Cal Poly	82 57
10	A	UCLA	56 <b>75</b>					72	H	Washington St.	74 71	268	A	Austin Peay	67 58
10	H	UCLA	108 104					98	N	Liberty	77 72	287	H	CSUN	106 44
14	N	Texas A&M	58 <b>75</b>												
16	A	Louisville	75 71												
LAST 12 Division I GAMES:															
112	H	Arizona	75 56	39	A	Southern California	47 <b>61</b>	10	A	UCLA	56 <b>75</b>				
7	H	Arizona St.	49 <b>64</b>	58	A	Oregon	59 <b>69</b>	9	A	Oregon St.	48 <b>70</b>				
6	H	Stanford	55 <b>60</b>	70	H	Utah	79 <b>84</b>	178	H	Colorado	64 35				
6	A	Stanford	46 <b>53</b>												
30	H	Washington	65 <b>75</b>												
72	H	Washington St.	74 71												

Non-Div I Games:

California

Loss, Non-Conf, S Site, H Home A Away N Neutral



Average RPI Win:	311	WON-LOST	WINNING	LAST 10	STRENGTH OF	OPP. STRENGTH	TEAM	ADJ.	CONF.	ADJ CONF.
Average RPI Loss:	182	RECORD	PCT. RANK	GAMES	SCHEDULE	OF SCHEDULE	RPI	RPI	RPI	RPI
DIV. I ONLY	10- 13	208	3- 7	321	326	280	280	26	26	
DIV. I NON-CONF.	5- 3	119	0- 0	295	347	188	188	29	29	
TOTALS	RPI 1-25	RPI 26-50	W-L RECORDS	RPI 51-100	RPI 101-150	RPI 150+				
10- 13	0- 0	0- 0	OVERALL	0- 2	0- 4	10- 7				
6- 5	0- 0	0- 0	HOME	0- 1	0- 1	6- 3				
4- 7	0- 0	0- 0	AWAY	0- 1	0- 2	4- 4				
0- 1	0- 0	0- 0	NEUTRAL	0- 0	0- 1	0- 0				
5- 3	0- 0	0- 0	NON-CONFERENCE	0- 0	0- 3	5- 0				
3- 0	0- 0	0- 0	HOME	0- 0	0- 0	3- 0				
2- 2	0- 0	0- 0	AWAY	0- 0	0- 2	2- 0				
0- 1	0- 0	0- 0	NEUTRAL	0- 0	0- 1	0- 0				
5- 10	0- 0	0- 0	CONFERENCE	0- 2	0- 1	5- 7				
3- 5	0- 0	0- 0	HOME	0- 1	0- 1	3- 3				
2- 5	0- 0	0- 0	AWAY	0- 1	0- 0	2- 4				
0- 0	0- 0	0- 0	NEUTRAL	0- 0	0- 0	0- 0				

RPI 1-25				RPI 26-50				RPI 51-100				RPI 101+				Team's RPI: 280	
RPI	S	Opponent	Score	RPI	S	Opponent	Score	RPI	S	Opponent	Score	RPI	S	Opponent	Score		
								98	A	Liberty	55 67	103	A	VCU	34 57		
								98	H	Liberty	52 62						
												122	H	UNC Asheville	58 72		
												126	N	Central Ark.	34 57		
												140	A	ETSU	55 70		
												194	A	Radford	59 62		
												198	A	Gardner-Webb	56 68		
												198	H	Gardner-Webb	35 70		
												222	H	Presbyterian	45 69		
												244	H	High Point	55 69		
												249	H	N.C. A&T	56 55		
												297	A	Coastal Caro.	83 70		
												297	H	Coastal Caro.	73 52		
												303	H	Western Caro.	73 66		
												313	A	Winthrop	49 50		
												313	H	Winthrop	69 56		
												316	A	Charleston So.	57 65		
												317	A	North Florida	66 55		
												324	A	Longwood	73 56		
												324	H	Longwood	72 65		
												338	H	Mt. St. Mary's	62 53		
												349	A	N.C. Central	57 48		
LAST 12 Division I GAMES:																	
				313	H	Winthrop	69 56					313	A	Winthrop	49 50		
				324	H	Longwood	72 65					222	H	Presbyterian	45 69		
				98	A	Liberty	55 67					244	H	High Point	55 69		
				198	A	Gardner-Webb	56 68					194	A	Radford	59 62		
				297	H	Coastal Caro.	73 52					324	A	Longwood	73 56		
				316	A	Charleston So.	57 65					198	H	Gardner-Webb	35 70		

Non-Div I Games: UNC Pembroke

62 67

Campbell

  Loss, 
  Non-Conf, 
  S Site, 
  H Home 
  A Away 
N Neutral

Average RPI Win: <b>250</b>	WON-LOST	WINNING	LAST 10	STRENGTH OF	OPP. STRENGTH	TEAM	ADJ.	CONF.	ADJ CONF.
Average RPI Loss: <b>149</b>	RECORD	PCT. RANK	GAMES	SCHEDULE	OF SCHEDULE	RPI	RPI	RPI	RPI
DIV. I ONLY	<b>11- 14</b>	<b>205</b>	<b>4- 6</b>	<b>183</b>	<b>241</b>	<b>203</b>	<b>203</b>	<b>23</b>	<b>23</b>
DIV. I NON-CONF.	<b>5- 4</b>	<b>138</b>	<b>0- 0</b>	<b>59</b>	<b>156</b>	<b>94</b>	<b>94</b>	<b>24</b>	<b>24</b>
TOTALS	RPI 1-25	RPI 26-50	W-L RECORDS	RPI 51-100	RPI 101-150	RPI 150+			
11- 14	0- 1	0- 1	OVERALL	1- 0	0- 6	10- 6			
6- 5	0- 0	0- 1	HOME	1- 0	0- 2	5- 2			
5- 9	0- 1	0- 0	AWAY	0- 0	0- 4	5- 4			
0- 0	0- 0	0- 0	NEUTRAL	0- 0	0- 0	0- 0			
5- 4	0- 1	0- 1	NON-CONFERENCE	1- 0	0- 2	4- 0			
3- 1	0- 0	0- 1	HOME	1- 0	0- 0	2- 0			
2- 3	0- 1	0- 0	AWAY	0- 0	0- 2	2- 0			
0- 0	0- 0	0- 0	NEUTRAL	0- 0	0- 0	0- 0			
6- 10	0- 0	0- 0	CONFERENCE	0- 0	0- 4	6- 6			
3- 4	0- 0	0- 0	HOME	0- 0	0- 2	3- 2			
3- 6	0- 0	0- 0	AWAY	0- 0	0- 2	3- 4			
0- 0	0- 0	0- 0	NEUTRAL	0- 0	0- 0	0- 0			

RPI 1-25				RPI 26-50				RPI 51-100				RPI 101+ Team's RPI: 203			
RPI	S	Opponent	Score	RPI	S	Opponent	Score	RPI	S	Opponent	Score	RPI	S	Opponent	Score
8	A	Texas	62 92	40	H	St. Bonaventure	47 59	88	H	Bucknell	61 56	105	A	Youngstown St.	51 53
												107	A	Quinnipiac	54 63
												107	H	Quinnipiac	68 80
												111	A	Iona	56 79
												111	H	Iona	76 79
												133	A	Buffalo	40 54
												172	A	Northeastern	68 57
												182	H	Marist	71 69
												213	A	Fairfield	48 52
												213	H	Fairfield	50 51
												218	A	Siena	57 61
												218	H	Siena	52 58
												227	A	Manhattan	55 77
												229	H	Binghamton	80 50
												263	H	Saint Francis (PA)	77 52
												274	A	Monmouth	75 79
												278	A	Lamar	57 55
												286	A	Rider	73 64
												286	H	Rider	60 49
												304	A	Niagara	68 66
												333	A	Saint Peter's	60 53
												333	H	Saint Peter's	54 42
LAST 12 Division I GAMES:															
182	H	Marist	71 69	213	A	Fairfield	48 52								
286	H	Rider	60 49	218	A	Siena	57 61								
274	A	Monmouth	75 79	107	H	Quinnipiac	68 80								
227	A	Manhattan	55 77	333	H	Saint Peter's	54 42								
111	H	Iona	76 79	111	A	Iona	56 79								
304	A	Niagara	68 66	107	A	Quinnipiac	54 63								

Non-Div I Games:

Canisius

## Central Ark.

Through Games Of Feb. 16, 2016

Average RPI Win:	280	WON-LOST	WINNING	LAST 10	STRENGTH OF	OPP. STRENGTH	TEAM	ADJ.	CONF.	ADJ CONF.
Average RPI Loss:	67	RECORD	PCT. RANK	GAMES	SCHEDULE	OF SCHEDULE	RPI	RPI	RPI	RPI
DIV. I ONLY	16- 3	18	9- 1	324	285	126	126	28	28	
DIV. I NON-CONF.	6- 1	27	0- 0	286	322	93	93	26	26	
TOTALS	RPI 1-25	RPI 26-50	W-L RECORDS	RPI 51-100	RPI 101-150	RPI 150+				
16- 3	0- 1	0- 0	OVERALL	0- 1	1- 1	15- 0				
6- 2	0- 0	0- 0	HOME	0- 1	0- 1	6- 0				
8- 1	0- 0	0- 0	AWAY	0- 0	1- 0	7- 0				
2- 0	0- 0	0- 0	NEUTRAL	0- 0	0- 0	2- 0				
6- 1	0- 1	0- 0	NON-CONFERENCE	0- 0	0- 0	6- 0				
2- 0	0- 0	0- 0	HOME	0- 0	0- 0	2- 0				
2- 1	0- 1	0- 0	AWAY	0- 0	0- 0	2- 0				
2- 0	0- 0	0- 0	NEUTRAL	0- 0	0- 0	2- 0				
10- 2	0- 0	0- 0	CONFERENCE	0- 1	1- 1	9- 0				
4- 2	0- 0	0- 0	HOME	0- 1	0- 1	4- 0				
6- 0	0- 0	0- 0	AWAY	0- 0	1- 0	5- 0				
0- 0	0- 0	0- 0	NEUTRAL	0- 0	0- 0	0- 0				

RPI 1-25				RPI 26-50				RPI 51-100				RPI 101+ Team's RPI: 126			
RPI	S	Opponent	Score	RPI	S	Opponent	Score	RPI	S	Opponent	Score	RPI	S	Opponent	Score
15	A	Tennessee	47 102					61	H	Abilene Christian	49 61	124	A	Northwestern St.	74 49
												124	H	Northwestern St.	56 60
												202	A	Southeast Mo. St.	63 54
												233	A	Stephen F. Austin	55 53
												251	H	Houston Baptist	45 44
												269	A	Murray St.	61 51
												269	H	Murray St.	50 40
												278	H	Lamar	74 49
												280	N	Campbell	57 34
												305	H	Southeastern La.	80 58
												308	N	South Carolina St.	51 38
												318	H	Alcorn	58 35
												320	A	Incarnate Word	76 57
												321	A	Nicholls St.	71 65
												325	A	A&M-Corpus Christi	66 55
												341	A	New Orleans	59 44
												341	H	New Orleans	67 55
LAST 12 Division I GAMES:															
320	A	Incarnate Word	76 57	341	A	New Orleans	59 44								
124	H	Northwestern St.	56 60	251	H	Houston Baptist	45 44								
341	H	New Orleans	67 55	278	H	Lamar	74 49								
305	H	Southeastern La.	80 58	233	A	Stephen F. Austin	55 53								
124	A	Northwestern St.	74 49	325	A	A&M-Corpus Christi	66 55								
321	A	Nicholls St.	71 65	61	H	Abilene Christian	49 61								

Non-Div I Games: Central Baptist 70 37 Hendrix 72 43 Crowley's Ridge 93 38 Jarvis Christian 77 23  
Central Ark.

Loss, Non-Conf, S Site, H Home A Away N Neutral

Average RPI Win:	283	WON-LOST	WINNING	LAST 10	STRENGTH OF	OPP. STRENGTH	TEAM	ADJ.	CONF.	ADJ CONF.
Average RPI Loss:	199	RECORD	PCT. RANK	GAMES	SCHEDULE	OF SCHEDULE	RPI	RPI	RPI	RPI
DIV. I ONLY	10- 15	230	6- 4	288	330	266	266	30	30	
DIV. I NON-CONF.	3- 8	258	0- 0	239	169	280	280	32	32	
TOTALS	RPI 1-25	RPI 26-50	W-L RECORDS	RPI 51-100	RPI 101-150	RPI 150+				
10- 15	0- 1	0- 0	OVERALL	0- 2	0- 1	10- 11				
6- 4	0- 0	0- 0	HOME	0- 0	0- 0	6- 4				
4- 11	0- 1	0- 0	AWAY	0- 2	0- 1	4- 7				
0- 0	0- 0	0- 0	NEUTRAL	0- 0	0- 0	0- 0				
3- 8	0- 1	0- 0	NON-CONFERENCE	0- 2	0- 1	3- 4				
3- 1	0- 0	0- 0	HOME	0- 0	0- 0	3- 1				
0- 7	0- 1	0- 0	AWAY	0- 2	0- 1	0- 3				
0- 0	0- 0	0- 0	NEUTRAL	0- 0	0- 0	0- 0				
7- 7	0- 0	0- 0	CONFERENCE	0- 0	0- 0	7- 7				
3- 3	0- 0	0- 0	HOME	0- 0	0- 0	3- 3				
4- 4	0- 0	0- 0	AWAY	0- 0	0- 0	4- 4				
0- 0	0- 0	0- 0	NEUTRAL	0- 0	0- 0	0- 0				

RPI 1-25				RPI 26-50				RPI 51-100				RPI 101+ Team's RPI: 266			
RPI	S	Opponent	Score	RPI	S	Opponent	Score	RPI	S	Opponent	Score	RPI	S	Opponent	Score
11	A	Maryland	43 86					71	A	Army West Point	52 81	130	A	Penn St.	47 73
								77	A	Maine	42 62	165	A	Fordham	48 63
												197	A	Robert Morris	55 72
												197	H	Robert Morris	48 39
												204	A	Hartford	41 49
												232	H	Dartmouth	59 55
												235	A	Bryant	56 70
												235	H	Bryant	53 65
												236	A	Sacred Heart	69 79
												236	H	Sacred Heart	57 61
												240	H	Massachusetts	78 68
												242	H	New Hampshire	50 64
												263	A	Saint Francis (PA)	79 59
												263	H	Saint Francis (PA)	66 51
												292	A	Vermont	63 79
												311	A	Fairleigh Dickinson	78 75
												312	H	UMass Lowell	64 53
												323	A	LIU Brooklyn	65 57
												323	H	LIU Brooklyn	45 59
												338	A	Mt. St. Mary's	48 54
												340	H	St. Francis Brooklyn	65 61
												344	A	Wagner	62 52
LAST 12 Division I GAMES:															
323	A	LIU Brooklyn	65 57	197	H	Robert Morris	48 39								
236	A	Sacred Heart	69 79	263	H	Saint Francis (PA)	66 51								
197	A	Robert Morris	55 72	236	H	Sacred Heart	57 61								
263	A	Saint Francis (PA)	79 59	344	A	Wagner	62 52								
235	H	Bryant	53 65	311	A	Fairleigh Dickinson	78 75								
340	H	St. Francis Brooklyn	65 61	338	A	Mt. St. Mary's	48 54								

Non-Div I Games:

Central Conn. St.

■ Loss, 
 ■ Non-Conf, 
 ■ S Site, 
 ■ Home 
 ■ A Away 
 N Neutral

Average RPI Win:	193	WON-LOST	WINNING	LAST 10	STRENGTH OF	OPP. STRENGTH	TEAM	ADJ.	CONF.	ADJ CONF.
Average RPI Loss:	107	RECORD	PCT. RANK	GAMES	SCHEDULE	OF SCHEDULE	RPI	RPI	RPI	RPI
DIV. I ONLY	17- 7	65	9- 1	117	151	68	68	11	11	
DIV. I NON-CONF.	6- 5	146	0- 0	128	116	129	129	13	13	
TOTALS	RPI 1-25	RPI 26-50	W-L RECORDS	RPI 51-100	RPI 101-150	RPI 150+				
17- 7	0- 1	0- 1	OVERALL	2- 1	4- 2	11- 2				
9- 2	0- 1	0- 0	HOME	1- 0	2- 1	6- 0				
7- 5	0- 0	0- 1	AWAY	1- 1	2- 1	4- 2				
1- 0	0- 0	0- 0	NEUTRAL	0- 0	0- 0	1- 0				
6- 5	0- 1	0- 0	NON-CONFERENCE	1- 1	0- 1	5- 2				
3- 2	0- 1	0- 0	HOME	1- 0	0- 1	2- 0				
2- 3	0- 0	0- 0	AWAY	0- 1	0- 0	2- 2				
1- 0	0- 0	0- 0	NEUTRAL	0- 0	0- 0	1- 0				
11- 2	0- 0	0- 1	CONFERENCE	1- 0	4- 1	6- 0				
6- 0	0- 0	0- 0	HOME	0- 0	2- 0	4- 0				
5- 2	0- 0	0- 1	AWAY	1- 0	2- 1	2- 0				
0- 0	0- 0	0- 0	NEUTRAL	0- 0	0- 0	0- 0				

RPI 1-25				RPI 26-50				RPI 51-100 Team's RPI: 68				RPI 101+			
RPI	S	Opponent	Score	RPI	S	Opponent	Score	RPI	S	Opponent	Score	RPI	S	Opponent	Score
21	H	Duquesne	49 68	28	A	Ohio	84 86	72	H	Middle Tenn.	81 59	106	A	Eastern Mich.	66 65
								81	A	Ball St.	74 65	109	H	Memphis	61 64
								87	A	Saint Joseph's	66 76	117	H	Western Mich.	53 51
												119	A	Akron	97 77
												119	H	Akron	81 60
												133	A	Buffalo	61 67
												163	A	Illinois	69 74
												166	H	SIUE	78 65
												167	A	Loyola Chicago	68 59
												205	A	Oakland	110 87
												211	A	Ill.-Chicago	63 66
												231	H	Indiana St.	85 65
												253	H	Bowling Green	76 75
												258	A	Northern Ill.	73 67
												258	H	Northern Ill.	95 63
												264	A	Miami (OH)	72 58
												264	H	Miami (OH)	77 54
												286	N	Rider	76 58
												315	H	Kent St.	81 61
LAST 12 Division I GAMES:															
258	A	Northern Ill.	73 67	119	H	Akron	81 60								
81	A	Ball St.	74 65	264	A	Miami (OH)	72 58								
253	H	Bowling Green	76 75	28	A	Ohio	84 86								
106	A	Eastern Mich.	66 65	258	H	Northern Ill.	95 63								
264	H	Miami (OH)	77 54	119	A	Akron	97 77								
117	H	Western Mich.	53 51	133	A	Buffalo	61 67								

Non-Div I Games:

Central Mich.

■ Loss, 
■ Non-Conf, S Site, 
■ Home 
■ Away 
N Neutral

Charleston So.

Through Games Of Feb. 16, 2016

Average RPI Win:	301	WON-LOST	WINNING	LAST 10	STRENGTH OF	OPP. STRENGTH	TEAM	ADJ.	CONF.	ADJ CONF.
Average RPI Loss:	197	RECORD	PCT. RANK	GAMES	SCHEDULE	OF SCHEDULE	RPI	RPI	RPI	RPI
DIV. I ONLY	8- 14	247	3- 7	344	234	316	316	26	26	
DIV. I NON-CONF.	2- 4	234	0- 0	349	66	342	342	29	29	
TOTALS	RPI 1-25	RPI 26-50	W-L RECORDS	RPI 51-100	RPI 101-150	RPI 150+				
8- 14	0- 0	0- 0	OVERALL	0- 3	0- 1	8- 10				
5- 5	0- 0	0- 0	HOME	0- 1	0- 1	5- 3				
3- 9	0- 0	0- 0	AWAY	0- 2	0- 0	3- 7				
0- 0	0- 0	0- 0	NEUTRAL	0- 0	0- 0	0- 0				
2- 4	0- 0	0- 0	NON-CONFERENCE	0- 1	0- 0	2- 3				
2- 0	0- 0	0- 0	HOME	0- 0	0- 0	2- 0				
0- 4	0- 0	0- 0	AWAY	0- 1	0- 0	0- 3				
0- 0	0- 0	0- 0	NEUTRAL	0- 0	0- 0	0- 0				
6- 10	0- 0	0- 0	CONFERENCE	0- 2	0- 1	6- 7				
3- 5	0- 0	0- 0	HOME	0- 1	0- 1	3- 3				
3- 5	0- 0	0- 0	AWAY	0- 1	0- 0	3- 4				
0- 0	0- 0	0- 0	NEUTRAL	0- 0	0- 0	0- 0				

RPI 1-25				RPI 26-50				RPI 51-100				RPI 101+				Team's RPI: 316	
RPI	S	Opponent	Score	RPI	S	Opponent	Score	RPI	S	Opponent	Score	RPI	S	Opponent	Score		
								95	A	Virginia	65	85	122	H	UNC Asheville	50	58
								98	A	Liberty	40	51	194	A	Radford	40	55
								98	H	Liberty	49	59	194	H	Radford	50	61
												198	A	Gardner-Webb	55	63	
												207	A	Col. of Charleston	66	81	
												222	A	Presbyterian	37	52	
												222	H	Presbyterian	49	63	
												241	A	Clemson	36	43	
												244	A	High Point	64	62	
												277	A	Ga. Southern	51	64	
												280	H	Campbell	65	57	
												297	A	Coastal Caro.	40	61	
												297	H	Coastal Caro.	62	73	
												303	H	Western Caro.	80	59	
												307	H	Wofford	74	64	
												313	A	Winthrop	58	50	
												313	H	Winthrop	54	51	
												324	A	Longwood	63	54	
												324	H	Longwood	66	58	
LAST 12 Division I GAMES:																	
				297	A	Coastal Caro.	40	61				280	H	Campbell	65	57	
				194	H	Radford	50	61				194	A	Radford	40	55	
				222	A	Presbyterian	37	52				297	H	Coastal Caro.	62	73	
				324	H	Longwood	66	58				198	A	Gardner-Webb	55	63	
				98	H	Liberty	49	59				122	H	UNC Asheville	50	58	
				313	A	Winthrop	58	50				244	A	High Point	64	62	

Non-Div I Games: Paine 69 62 Columbia Int'l 67 35 Warner 73 53

Charleston So.

Loss, Non-Conf, S Site, H Home A Away N Neutral

Average RPI Win: 198		WON-LOST	WINNING	LAST 10	STRENGTH OF	OPP. STRENGTH	TEAM	ADJ.	CONF.	ADJ CONF.
Average RPI Loss: 87		RECORD	PCT. RANK	GAMES	SCHEDULE	OF SCHEDULE	RPI	RPI	RPI	RPI
DIV. I ONLY		14- 9	106	6- 4	112	132	94	94	12	12
DIV. I NON-CONF.		7- 4	110	0- 0	68	175	73	73	10	10
TOTALS		RPI 1-25	RPI 26-50		W-L RECORDS		RPI 51-100	RPI 101-150		RPI 150+
14- 9	0- 0	0- 4		OVERALL		1- 2	2- 1		11- 2	
8- 2	0- 0	0- 1		HOME		1- 0	0- 0		7- 1	
5- 7	0- 0	0- 3		AWAY		0- 2	1- 1		4- 1	
1- 0	0- 0	0- 0		NEUTRAL		0- 0	1- 0		0- 0	
7- 4	0- 0	0- 3		NON-CONFERENCE		1- 1	1- 0		5- 0	
4- 1	0- 0	0- 1		HOME		1- 0	0- 0		3- 0	
2- 3	0- 0	0- 2		AWAY		0- 1	0- 0		2- 0	
1- 0	0- 0	0- 0		NEUTRAL		0- 0	1- 0		0- 0	
7- 5	0- 0	0- 1		CONFERENCE		0- 1	1- 1		6- 2	
4- 1	0- 0	0- 0		HOME		0- 0	0- 0		4- 1	
3- 4	0- 0	0- 1		AWAY		0- 1	1- 1		2- 1	
0- 0	0- 0	0- 0		NEUTRAL		0- 0	0- 0		0- 0	

RPI 1-25				RPI 26-50				RPI 51-100				RPI 101+			
RPI	S	Opponent	Score	RPI	S	Opponent	Score	RPI	S	Opponent	Score	RPI	S	Opponent	Score
				29	H	Miami (FL)	70 77	72	A	Middle Tenn.	67 72	120	N	Mercer	72 62
				33	A	Missouri	71 88	81	H	Ball St.	72 66	141	A	Marshall	64 61
				46	A	North Carolina St.	65 72	90	A	Elon	83 90	143	A	UAB	57 75
				50	A	Western Ky.	66 77					151	H	Southern Miss.	80 59
												154	A	Davidson	99 88
												161	A	Old Dominion	85 94
												161	H	Old Dominion	59 71
												171	H	Fla. Atlantic	85 79
												176	H	Louisiana Tech	63 58
												197	H	Robert Morris	94 73
												207	H	Col. of Charleston	89 61
												224	A	North Texas	82 70
												243	A	Rice	69 58
												271	A	Georgia St.	83 71
												288	H	FIU	87 74
												349	H	N.C. Central	67 52
LAST 12 Division I GAMES:															
				224	A	North Texas	82 70	141	A	Marshall	64 61				
				243	A	Rice	69 58	143	A	UAB	57 75				
				161	A	Old Dominion	85 94	72	A	Middle Tenn.	67 72				
				171	H	Fla. Atlantic	85 79	176	H	Louisiana Tech	63 58				
				288	H	FIU	87 74	151	H	Southern Miss.	80 59				
				50	A	Western Ky.	66 77	161	H	Old Dominion	59 71				

Non-Div I Games:

Charlotte

Loss, Non-Conf, S Site, H Home A Away N Neutral





Average RPI Win:	290	WON-LOST	WINNING	LAST 10	STRENGTH OF	OPP. STRENGTH	TEAM	ADJ.	CONF.	ADJ CONF.
Average RPI Loss:	199	RECORD	PCT. RANK	GAMES	SCHEDULE	OF SCHEDULE	RPI	RPI	RPI	RPI
DIV. I ONLY	4- 20	322	2- 8	286	265	334	334	25	25	
DIV. I NON-CONF.	2- 12	311	0- 2	290	276	337	337	25	25	
TOTALS	RPI 1-25	RPI 26-50	W-L RECORDS	RPI 51-100	RPI 101-150	RPI 150+				
4- 20	0- 1	0- 1	OVERALL	0- 0	0- 3	4- 15				
3- 9	0- 0	0- 1	HOME	0- 0	0- 1	3- 7				
1- 11	0- 1	0- 0	AWAY	0- 0	0- 2	1- 8				
0- 0	0- 0	0- 0	NEUTRAL	0- 0	0- 0	0- 0				
2- 12	0- 1	0- 1	NON-CONFERENCE	0- 0	0- 1	2- 9				
1- 6	0- 0	0- 1	HOME	0- 0	0- 0	1- 5				
1- 6	0- 1	0- 0	AWAY	0- 0	0- 1	1- 4				
0- 0	0- 0	0- 0	NEUTRAL	0- 0	0- 0	0- 0				
2- 8	0- 0	0- 0	CONFERENCE	0- 0	0- 2	2- 6				
2- 3	0- 0	0- 0	HOME	0- 0	0- 1	2- 2				
0- 5	0- 0	0- 0	AWAY	0- 0	0- 1	0- 4				
0- 0	0- 0	0- 0	NEUTRAL	0- 0	0- 0	0- 0				

RPI S	Opponent	Score	RPI S	Opponent	Score	RPI S	Opponent	Score	RPI S	Opponent	Score	Team's RPI: 334
20	A DePaul	42 88	48	H Kansas St.	54 63				101	A New Mexico St.	63 76	
									101	H New Mexico St.	60 70	
									117	A Western Mich.	56 65	
									163	A Illinois	36 67	
									184	H Milwaukee	48 55	
									205	H Oakland	51 74	
									209	H UTRGV	56 64	
									211	H Ill.-Chicago	47 51	
									221	A Utah Valley	46 74	
									226	A Western Ill.	50 88	
									228	A Grand Canyon	36 74	
									246	A CSU Bakersfield	43 76	
									246	H CSU Bakersfield	61 74	
									254	A Seattle	45 59	
									254	H Seattle	57 49	
									258	H Northern Ill.	50 68	
									298	H UMKC	77 72	
									300	H Morehead St.	75 71	
									302	H Bradley	60 66	
									306	A Jackson St.	76 59	
									314	A Illinois St.	53 57	
									328	A IPFW	51 62	
LAST 12 Division I GAMES:												
101	A New Mexico St.	63 76	101	H New Mexico St.	60 70							
246	H CSU Bakersfield	61 74	209	H UTRGV	56 64							
254	H Seattle	57 49	254	A Seattle	45 59							
298	H UMKC	77 72	246	A CSU Bakersfield	43 76							
221	A Utah Valley	46 74	184	H Milwaukee	48 55							
228	A Grand Canyon	36 74	258	H Northern Ill.	50 68							

Non-Div I Games:

Chicago St.

■ Loss, 
■ Non-Conf, 
■ S Site, 
■ H Home 
■ A Away 
N Neutral

Average RPI Win:	246	WON-LOST	WINNING	LAST 10	STRENGTH OF	OPP. STRENGTH	TEAM	ADJ.	CONF.	ADJ CONF.
Average RPI Loss:	89	RECORD	PCT. RANK	GAMES	SCHEDULE	OF SCHEDULE	RPI	RPI	RPI	RPI
DIV. I ONLY	7- 17	277	2- 8	81	83	219	219	9	9	
DIV. I NON-CONF.	4- 7	222	0- 0	31	102	176	176	7	7	
TOTALS	RPI 1-25	RPI 26-50	W-L RECORDS	RPI 51-100	RPI 101-150	RPI 150+				
7- 17	0- 3	0- 4	OVERALL	0- 3	0- 3	7- 4				
5- 8	0- 2	0- 1	HOME	0- 2	0- 1	5- 2				
2- 7	0- 0	0- 2	AWAY	0- 1	0- 2	2- 2				
0- 2	0- 1	0- 1	NEUTRAL	0- 0	0- 0	0- 0				
4- 7	0- 2	0- 2	NON-CONFERENCE	0- 1	0- 1	4- 1				
4- 2	0- 1	0- 0	HOME	0- 1	0- 0	4- 0				
0- 3	0- 0	0- 1	AWAY	0- 0	0- 1	0- 1				
0- 2	0- 1	0- 1	NEUTRAL	0- 0	0- 0	0- 0				
3- 10	0- 1	0- 2	CONFERENCE	0- 2	0- 2	3- 3				
1- 6	0- 1	0- 1	HOME	0- 1	0- 1	1- 2				
2- 4	0- 0	0- 1	AWAY	0- 1	0- 1	2- 1				
0- 0	0- 0	0- 0	NEUTRAL	0- 0	0- 0	0- 0				

RPI 1-25				RPI 26-50				RPI 51-100				RPI 101+ Team's RPI: 219			
RPI	S	Opponent	Score	RPI	S	Opponent	Score	RPI	S	Opponent	Score	RPI	S	Opponent	Score
2	H	UConn	45 107	26	A	Georgia	42 60	64	A	Temple	51 74	109	A	Memphis	51 54
4	N	Baylor	34 72	32	N	Michigan St.	63 103	64	H	Temple	49 74	109	H	Memphis	47 64
5	H	Ohio St.	76 105	44	A	South Fla.	49 82	96	H	UT Martin	57 63	136	A	Xavier	56 65
				44	H	South Fla.	51 78					155	H	Northern Ky.	71 68
												159	H	SMU	55 73
												175	A	East Carolina	60 63
												177	A	Detroit	68 77
												183	A	Tulsa	55 53
												253	H	Bowling Green	54 51
												261	H	Houston	56 50
												263	H	Saint Francis (PA)	93 86
												272	A	UCF	68 50
												272	H	UCF	60 80
												336	H	Eastern Ill.	70 57
LAST 12 Division I GAMES:															
				44	H	South Fla.	51 78	175	A	East Carolina	60 63				
				64	H	Temple	49 74	272	H	UCF	60 80				
				109	A	Memphis	51 54	183	A	Tulsa	55 53				
				44	A	South Fla.	49 82	64	A	Temple	51 74				
				261	H	Houston	56 50	109	H	Memphis	47 64				
				159	H	SMU	55 73	272	A	UCF	68 50				

Non-Div I Games:

Cincinnati

■ Loss, 
■ Non-Conf, 
■ S Site, 
■ H Home 
■ A Away 
N Neutral

Average RPI Win:	255	WON-LOST	WINNING	LAST 10	STRENGTH OF	OPP. STRENGTH	TEAM	ADJ.	CONF.	ADJ CONF.
Average RPI Loss:	107	RECORD	PCT. RANK	GAMES	SCHEDULE	OF SCHEDULE	RPI	RPI	RPI	RPI
DIV. I ONLY	4- 21	325	0- 10	41	113	241	241	5	5	
DIV. I NON-CONF.	4- 9	245	0- 0	124	338	254	254	5	5	
TOTALS	RPI 1-25	RPI 26-50	W-L RECORDS	RPI 51-100	RPI 101-150	RPI 150+				
4- 21	0- 5	0- 1	OVERALL	0- 6	1- 4	3- 5				
3- 10	0- 2	0- 1	HOME	0- 2	1- 2	2- 3				
1- 9	0- 3	0- 0	AWAY	0- 4	0- 1	1- 1				
0- 2	0- 0	0- 0	NEUTRAL	0- 0	0- 1	0- 1				
4- 9	0- 1	0- 0	NON-CONFERENCE	0- 2	1- 1	3- 5				
3- 4	0- 1	0- 0	HOME	0- 0	1- 0	2- 3				
1- 3	0- 0	0- 0	AWAY	0- 2	0- 0	1- 1				
0- 2	0- 0	0- 0	NEUTRAL	0- 0	0- 1	0- 1				
0- 12	0- 4	0- 1	CONFERENCE	0- 4	0- 3	0- 0				
0- 6	0- 1	0- 1	HOME	0- 2	0- 2	0- 0				
0- 6	0- 3	0- 0	AWAY	0- 2	0- 1	0- 0				
0- 0	0- 0	0- 0	NEUTRAL	0- 0	0- 0	0- 0				

RPI 1-25				RPI 26-50				RPI 51-100				RPI 101+ Team's RPI: 241			
RPI	S	Opponent	Score	RPI	S	Opponent	Score	RPI	S	Opponent	Score	RPI	S	Opponent	Score
3	H	South Carolina	41 67	29	H	Miami (FL)	49 83	51	H	Duke	43 72	110	A	Virginia Tech	49 79
13	A	Florida St.	56 75					58	A	Oregon	56 69	114	H	Wake Forest	45 55
13	H	Florida St.	40 85					77	A	Maine	42 75	122	H	UNC Asheville	67 49
16	A	Louisville	33 75					84	A	Georgia Tech	48 77	128	H	Pittsburgh	56 59
19	A	Syracuse	62 83					84	H	Georgia Tech	63 76	133	N	Buffalo	51 61
								100	A	North Carolina	56 72	195	N	Butler	50 54
												216	A	Furman	49 70
												217	H	William & Mary	41 58
												275	A	Tennessee Tech	71 53
												293	H	Florida A&M	68 77
												297	H	Coastal Caro.	47 63
												308	H	South Carolina St.	63 54
												316	H	Charleston So.	43 36
LAST 12 Division I GAMES:															
84	A	Georgia Tech	48 77	84	H	Georgia Tech	63 76								
114	H	Wake Forest	45 55	51	H	Duke	43 72								
13	A	Florida St.	56 75	110	A	Virginia Tech	49 79								
19	A	Syracuse	62 83	13	H	Florida St.	40 85								
128	H	Pittsburgh	56 59	29	H	Miami (FL)	49 83								
16	A	Louisville	33 75	100	A	North Carolina	56 72								

Non-Div I Games:

Clemson

■ Loss, 
■ Non-Conf, S Site, 
■ Home 
■ Away 
N Neutral

Average RPI Win:	233	WON-LOST	WINNING	LAST 10	STRENGTH OF	OPP. STRENGTH	TEAM	ADJ.	CONF.	ADJ CONF.
Average RPI Loss:	164	RECORD	PCT. RANK	GAMES	SCHEDULE	OF SCHEDULE	RPI	RPI	RPI	RPI
DIV. I ONLY	5- 18	305	1- 4	173	200	294	294	14	14	
DIV. I NON-CONF.	3- 7	248	0- 1	321	251	319	319	16	16	
TOTALS	RPI 1-25	RPI 26-50	W-L RECORDS	RPI 51-100	RPI 101-150	RPI 150+				
5- 18	0- 2	0- 0	OVERALL	0- 3	1- 2	4- 11				
4- 7	0- 1	0- 0	HOME	0- 2	1- 0	3- 4				
1- 9	0- 1	0- 0	AWAY	0- 0	0- 2	1- 6				
0- 2	0- 0	0- 0	NEUTRAL	0- 1	0- 0	0- 1				
3- 7	0- 0	0- 0	NON-CONFERENCE	0- 2	0- 2	3- 3				
2- 2	0- 0	0- 0	HOME	0- 1	0- 0	2- 1				
1- 3	0- 0	0- 0	AWAY	0- 0	0- 2	1- 1				
0- 2	0- 0	0- 0	NEUTRAL	0- 1	0- 0	0- 1				
2- 11	0- 2	0- 0	CONFERENCE	0- 1	1- 0	1- 8				
2- 5	0- 1	0- 0	HOME	0- 1	1- 0	1- 3				
0- 6	0- 1	0- 0	AWAY	0- 0	0- 0	0- 5				
0- 0	0- 0	0- 0	NEUTRAL	0- 0	0- 0	0- 0				

RPI 1-25				RPI 26-50				RPI 51-100				RPI 101+ Team's RPI: 294			
RPI	S	Opponent	Score	RPI	S	Opponent	Score	RPI	S	Opponent	Score	RPI	S	Opponent	Score
23	A	Green Bay	53 71					74	N	Saint Louis	65 76	104	A	Belmont	58 76
23	H	Green Bay	45 66					88	H	Bucknell	57 59	105	H	Youngstown St.	75 68
								93	H	Wright St.	65 93	115	A	Toledo	53 66
												155	H	Northern Ky.	51 83
												177	A	Detroit	68 82
												177	H	Detroit	60 66
												184	A	Milwaukee	58 59
												184	H	Milwaukee	46 62
												205	A	Oakland	69 79
												205	H	Oakland	88 75
												211	A	Ill.-Chicago	62 80
												230	A	Valparaiso	59 66
												253	H	Bowling Green	69 48
												288	H	FIU	64 57
												289	N	UNCG	51 55
												304	A	Niagara	72 73
												315	A	Kent St.	60 49
												318	H	Evansville	63 72
LAST 12 Division I GAMES:															
289	N	UNCG	51 55	155	H	Northern Ky.	51 83								
23	A	Green Bay	53 71	211	A	Ill.-Chicago	62 80								
184	A	Milwaukee	58 59	230	A	Valparaiso	59 66								
205	H	Oakland	88 75	105	H	Youngstown St.	75 68								
177	H	Detroit	60 66	184	H	Milwaukee	46 62								
93	H	Wright St.	65 93	23	H	Green Bay	45 66								

Non-Div I Games:

Cleveland St.

■ Loss, 
 ■ Non-Conf, 
 ■ S Site, 
 ■ H Home 
 ■ A Away 
 N Neutral

Average RPI Win:	270	WON-LOST	WINNING	LAST 10	STRENGTH OF	OPP. STRENGTH	TEAM	ADJ.	CONF.	ADJ CONF.
Average RPI Loss:	205	RECORD	PCT. RANK	GAMES	SCHEDULE	OF SCHEDULE	RPI	RPI	RPI	RPI
DIV. I ONLY	6- 15	282	3- 7	274	320	297	297	26	26	
DIV. I NON-CONF.	2- 4	234	0- 0	274	244	269	269	29	29	
TOTALS	RPI 1-25	RPI 26-50	W-L RECORDS	RPI 51-100	RPI 101-150	RPI 150+				
6- 15	0- 0	0- 0	OVERALL	0- 2	0- 3	6- 10				
3- 5	0- 0	0- 0	HOME	0- 1	0- 1	3- 3				
3- 7	0- 0	0- 0	AWAY	0- 0	0- 1	3- 6				
0- 3	0- 0	0- 0	NEUTRAL	0- 1	0- 1	0- 1				
2- 4	0- 0	0- 0	NON-CONFERENCE	0- 1	0- 1	2- 2				
1- 0	0- 0	0- 0	HOME	0- 0	0- 0	1- 0				
1- 1	0- 0	0- 0	AWAY	0- 0	0- 0	1- 1				
0- 3	0- 0	0- 0	NEUTRAL	0- 1	0- 1	0- 1				
4- 11	0- 0	0- 0	CONFERENCE	0- 1	0- 2	4- 8				
2- 5	0- 0	0- 0	HOME	0- 1	0- 1	2- 3				
2- 6	0- 0	0- 0	AWAY	0- 0	0- 1	2- 5				
0- 0	0- 0	0- 0	NEUTRAL	0- 0	0- 0	0- 0				

RPI S	Opponent	Score	RPI S	Opponent	Score	RPI S	Opponent	Score	RPI S	Opponent	Score	Team's RPI: 297
						66 N	Hofstra	40 82	114 N	Wake Forest	52 81	
						98 H	Liberty	63 65	122 A	UNC Asheville	69 77	
									122 H	UNC Asheville	52 63	
									194 A	Radford	45 61	
									194 H	Radford	36 49	
									198 A	Gardner-Webb	59 56	
									222 A	Presbyterian	42 66	
									236 N	Sacred Heart	62 71	
									241 A	Clemson	63 47	
									244 A	High Point	52 53	
									244 H	High Point	79 53	
									263 A	Saint Francis (PA)	74 106	
									280 A	Campbell	52 73	
									280 H	Campbell	70 83	
									307 H	Wofford	83 69	
									313 A	Winthrop	43 52	
									316 A	Charleston So.	73 62	
									316 H	Charleston So.	61 40	
									324 H	Longwood	48 56	
LAST 12 Division I GAMES:												
			316 H	Charleston So.	61 40		222 A	Presbyterian	42 66			
			313 A	Winthrop	43 52		98 H	Liberty	63 65			
			244 H	High Point	79 53		316 A	Charleston So.	73 62			
			122 A	UNC Asheville	69 77		244 A	High Point	52 53			
			194 H	Radford	36 49		324 H	Longwood	48 56			
			280 A	Campbell	52 73		198 A	Gardner-Webb	59 56			

Non-Div I Games: Allen 86 45 Warren Wilson 100 49 Mid-Atlantic Christ105 15

Coastal Caro.

Loss, Non-Conf, S Site, H Home A Away N Neutral

Average RPI Win:	243	WON-LOST	WINNING	LAST 10	STRENGTH OF	OPP. STRENGTH	TEAM	ADJ.	CONF.	ADJ CONF.
Average RPI Loss:	115	RECORD	PCT. RANK	GAMES	SCHEDULE	OF SCHEDULE	RPI	RPI	RPI	RPI
DIV. I ONLY	9- 14	238	4- 6	138	176	207	207	13	13	
DIV. I NON-CONF.	5- 6	180	0- 0	110	259	178	178	12	12	
TOTALS	RPI 1-25	RPI 26-50	W-L RECORDS	RPI 51-100	RPI 101-150	RPI 150+				
9- 14	0- 1	0- 2	OVERALL	1- 4	0- 3	8- 4				
6- 5	0- 1	0- 1	HOME	1- 1	0- 0	5- 2				
3- 9	0- 0	0- 1	AWAY	0- 3	0- 3	3- 2				
0- 0	0- 0	0- 0	NEUTRAL	0- 0	0- 0	0- 0				
5- 6	0- 1	0- 1	NON-CONFERENCE	0- 1	0- 3	5- 0				
4- 2	0- 1	0- 1	HOME	0- 0	0- 0	4- 0				
1- 4	0- 0	0- 0	AWAY	0- 1	0- 3	1- 0				
0- 0	0- 0	0- 0	NEUTRAL	0- 0	0- 0	0- 0				
4- 8	0- 0	0- 1	CONFERENCE	1- 3	0- 0	3- 4				
2- 3	0- 0	0- 0	HOME	1- 1	0- 0	1- 2				
2- 5	0- 0	0- 1	AWAY	0- 2	0- 0	2- 2				
0- 0	0- 0	0- 0	NEUTRAL	0- 0	0- 0	0- 0				

RPI 1-25				RPI 26-50				RPI 51-100				RPI 101+ Team's RPI: 207			
RPI	S	Opponent	Score	RPI	S	Opponent	Score	RPI	S	Opponent	Score	RPI	S	Opponent	Score
16	H	Louisville	67 71	35	A	James Madison	61 83	66	H	Hofstra	58 62	110	A	Virginia Tech	47 81
				50	H	Western Ky.	44 78	89	A	Drexel	54 66	120	A	Mercer	58 66
								89	H	Drexel	49 46	137	A	Boise St.	38 61
								90	A	Elon	41 52	172	H	Northeastern	49 52
								94	A	Charlotte	61 89	173	A	Delaware	55 72
												173	H	Delaware	47 63
												192	A	Weber St.	50 42
												217	A	William & Mary	55 51
												257	H	Appalachian St.	60 50
												261	H	Houston	55 48
												262	A	UNCW	64 53
												284	A	Towson	51 62
												284	H	Towson	67 55
												313	H	Winthrop	77 63
												316	H	Charleston So.	81 66
LAST 12 Division I GAMES:															
284	A	Towson	51 62	90	A	Elon	41 52								
173	A	Delaware	55 72	262	A	UNCW	64 53								
89	H	Drexel	49 46	173	H	Delaware	47 63								
172	H	Northeastern	49 52	66	H	Hofstra	58 62								
284	H	Towson	67 55	35	A	James Madison	61 83								
217	A	William & Mary	55 51	89	A	Drexel	54 66								

Non-Div I Games:

Col. of Charleston

■ Loss, 
 ■ Non-Conf, S Site, 
 ■ Home 
 ■ Away 
 N Neutral

Average RPI Win: <b>305</b>	WON-LOST	WINNING	LAST 10	STRENGTH OF	OPP. STRENGTH	TEAM	ADJ.	CONF.	ADJ CONF.
Average RPI Loss: <b>168</b>	RECORD	PCT. RANK	GAMES	SCHEDULE	OF SCHEDULE	RPI	RPI	RPI	RPI
DIV. I ONLY	<b>4- 19</b>	<b>318</b>	<b>1- 9</b>	<b>166</b>	<b>259</b>	<b>290</b>	<b>290</b>	<b>27</b>	<b>27</b>
DIV. I NON-CONF.	<b>2- 8</b>	<b>290</b>	<b>0- 0</b>	<b>116</b>	<b>162</b>	<b>255</b>	<b>255</b>	<b>28</b>	<b>28</b>
TOTALS	RPI 1-25	RPI 26-50	W-L RECORDS	RPI 51-100	RPI 101-150	RPI 150+			
4- 19	0- 2	0- 1	OVERALL	0- 5	0- 0	4- 11			
1- 10	0- 1	0- 1	HOME	0- 3	0- 0	1- 5			
3- 9	0- 1	0- 0	AWAY	0- 2	0- 0	3- 6			
0- 0	0- 0	0- 0	NEUTRAL	0- 0	0- 0	0- 0			
2- 8	0- 2	0- 1	NON-CONFERENCE	0- 1	0- 0	2- 4			
1- 4	0- 1	0- 1	HOME	0- 1	0- 0	1- 1			
1- 4	0- 1	0- 0	AWAY	0- 0	0- 0	1- 3			
0- 0	0- 0	0- 0	NEUTRAL	0- 0	0- 0	0- 0			
2- 11	0- 0	0- 0	CONFERENCE	0- 4	0- 0	2- 7			
0- 6	0- 0	0- 0	HOME	0- 2	0- 0	0- 4			
2- 5	0- 0	0- 0	AWAY	0- 2	0- 0	2- 3			
0- 0	0- 0	0- 0	NEUTRAL	0- 0	0- 0	0- 0			

RPI 1-25				RPI 26-50				RPI 51-100				RPI 101+ Team's RPI: 290			
RPI	S	Opponent	Score	RPI	S	Opponent	Score	RPI	S	Opponent	Score	RPI	S	Opponent	Score
2	H	UConn	50 <b>94</b>	40	H	St. Bonaventure	38 <b>62</b>	71	A	Army West Point	55 <b>67</b>	152	A	Cornell	60 <b>73</b>
20	A	DePaul	46 <b>96</b>					71	H	Army West Point	55 <b>78</b>	218	H	Siena	52 50
								88	A	Bucknell	60 <b>79</b>	229	A	Binghamton	56 <b>63</b>
								88	H	Bucknell	51 <b>71</b>	245	A	Holy Cross	61 <b>70</b>
								97	H	Gonzaga	50 <b>80</b>	245	H	Holy Cross	71 <b>80</b>
												248	A	American	56 <b>64</b>
												248	H	American	37 <b>49</b>
												251	A	Navy	41 <b>51</b>
												251	H	Navy	58 <b>62</b>
												256	H	Loyola Maryland	49 <b>65</b>
												274	H	Monmouth	80 <b>86</b>
												315	A	Kent St.	71 <b>76</b>
												323	A	LIU Brooklyn	63 53
												331	A	Lafayette	72 59
												347	A	Boston U.	72 63
LAST 12 Division I GAMES:															
88	A	Bucknell	60 <b>79</b>	347	A	Boston U.	72 63	88	H	Bucknell	51 <b>71</b>				
71	H	Army West Point	55 <b>78</b>	71	A	Army West Point	55 <b>67</b>	251	A	Navy	41 <b>51</b>				
251	H	Navy	58 <b>62</b>	245	A	Holy Cross	61 <b>70</b>	245	H	Holy Cross	71 <b>80</b>				
245	A	Holy Cross	61 <b>70</b>	248	A	American	56 <b>64</b>	248	H	American	37 <b>49</b>				
248	A	American	56 <b>64</b>	256	H	Loyola Maryland	49 <b>65</b>								
256	H	Loyola Maryland	49 <b>65</b>												

Non-Div I Games:

Colgate

■ Loss, 
 ■ Non-Conf, S Site, 
 ■ Home 
 ■ Away 
 N Neutral

## Colorado

Through Games Of Feb. 16, 2016

Average RPI Win:	197	WON-LOST	WINNING	LAST 10	STRENGTH OF	OPP. STRENGTH	TEAM	ADJ.	CONF.	ADJ CONF.
Average RPI Loss:	57	RECORD	PCT. RANK	GAMES	SCHEDULE	OF SCHEDULE	RPI	RPI	RPI	RPI
DIV. I ONLY	6- 19	296	1- 9	12	27	178	178	1	1	
DIV. I NON-CONF.	5- 6	180	0- 0	61	141	163	163	1	1	
TOTALS	RPI 1-25	RPI 26-50	W-L RECORDS	RPI 51-100	RPI 101-150	RPI 150+				
6- 19	0- 7	1- 3	OVERALL	0- 6	0- 2	5- 1				
6- 8	0- 3	1- 2	HOME	0- 3	0- 0	5- 0				
0- 11	0- 4	0- 1	AWAY	0- 3	0- 2	0- 1				
0- 0	0- 0	0- 0	NEUTRAL	0- 0	0- 0	0- 0				
5- 6	0- 2	0- 2	NON-CONFERENCE	0- 0	0- 1	5- 1				
5- 2	0- 1	0- 1	HOME	0- 0	0- 0	5- 0				
0- 4	0- 1	0- 1	AWAY	0- 0	0- 1	0- 1				
0- 0	0- 0	0- 0	NEUTRAL	0- 0	0- 0	0- 0				
1- 13	0- 5	1- 1	CONFERENCE	0- 6	0- 1	0- 0				
1- 6	0- 2	1- 1	HOME	0- 3	0- 0	0- 0				
0- 7	0- 3	0- 0	AWAY	0- 3	0- 1	0- 0				
0- 0	0- 0	0- 0	NEUTRAL	0- 0	0- 0	0- 0				

RPI	S	Opponent	Score	RPI	S	Opponent	Score	RPI	S	Opponent	Score	RPI	S	Opponent	Score	Team's RPI: 178
6	A	Stanford	56 71	30	H	Washington	74 76	58	A	Oregon	70 77	112	A	Arizona	52 63	
7	A	Arizona St.	37 64	33	H	Missouri	75 79	58	H	Oregon	46 59	150	A	Long Beach St.	42 59	
9	A	Oregon St.	50 73	39	H	Southern California	66 63	70	A	Utah	55 71	169	H	Northern Colo.	63 41	
9	H	Oregon St.	47 61	45	A	Colorado St.	63 64	70	H	Utah	68 76	222	H	Presbyterian	72 60	
10	H	UCLA	64 82					72	H	Washington St.	66 74	234	A	Wyoming	68 77	
18	A	Kentucky	61 86					78	A	California	35 64	239	H	Loyola Marymount	92 81	
22	H	Florida	61 83									240	H	Massachusetts	90 63	
												272	H	Northern Ariz.	90 66	
LAST 12 Division I GAMES:																
58	A	Oregon	70 77	9	H	Oregon St.	47 61									
9	A	Oregon St.	50 73	58	H	Oregon	46 59									
70	H	Utah	68 76	112	A	Arizona	52 63									
70	A	Utah	55 71	7	A	Arizona St.	37 64									
39	H	Southern California	66 63	6	A	Stanford	56 71									
10	H	UCLA	64 82	78	A	California	35 64									

Non-Div I Games:

Colorado

■ Loss, 
 ■ Non-Conf, S Site, 
 ■ Home 
 ■ Away 
 N Neutral



Average RPI Win:	216	WON-LOST	WINNING	LAST 10	STRENGTH OF	OPP. STRENGTH	TEAM	ADJ.	CONF.	ADJ CONF.
Average RPI Loss:	36	RECORD	PCT. RANK	GAMES	SCHEDULE	OF SCHEDULE	RPI	RPI	RPI	RPI
DIV. I ONLY	20- 1	5	10- 0	242	197	45	45	19	19	
DIV. I NON-CONF.	8- 1	23	0- 0	205	178	43	43	20	20	
TOTALS	RPI 1-25	RPI 26-50	W-L RECORDS	RPI 51-100	RPI 101-150	RPI 150+				
20- 1	1- 0	0- 1	OVERALL	0- 0	2- 0	17- 0				
10- 0	1- 0	0- 0	HOME	0- 0	1- 0	8- 0				
9- 1	0- 0	0- 1	AWAY	0- 0	1- 0	8- 0				
1- 0	0- 0	0- 0	NEUTRAL	0- 0	0- 0	1- 0				
8- 1	1- 0	0- 1	NON-CONFERENCE	0- 0	0- 0	7- 0				
4- 0	1- 0	0- 0	HOME	0- 0	0- 0	3- 0				
3- 1	0- 0	0- 1	AWAY	0- 0	0- 0	3- 0				
1- 0	0- 0	0- 0	NEUTRAL	0- 0	0- 0	1- 0				
12- 0	0- 0	0- 0	CONFERENCE	0- 0	2- 0	10- 0				
6- 0	0- 0	0- 0	HOME	0- 0	1- 0	5- 0				
6- 0	0- 0	0- 0	AWAY	0- 0	1- 0	5- 0				
0- 0	0- 0	0- 0	NEUTRAL	0- 0	0- 0	0- 0				

RPI 1-25				RPI 26-50				Team's RPI: 45	RPI 51-100				RPI 101+			
RPI	S	Opponent	Score	RPI	S	Opponent	Score		RPI	S	Opponent	Score	RPI	S	Opponent	Score
12	H	BYU	61 55	36	A	Penn	48 49						137	A	Boise St.	83 51
													137	H	Boise St.	68 64
													169	A	Northern Colo.	62 46
													178	H	Colorado	64 63
													180	A	UNLV	64 56
													180	H	UNLV	83 52
													190	A	San Jose St.	80 78
													190	H	San Jose St.	76 54
													210	H	Montana	75 43
													215	A	Utah St.	69 49
													225	N	Morgan St.	54 36
													234	H	Wyoming	63 42
													250	A	San Diego St.	60 57
													250	H	San Diego St.	70 54
													251	A	Navy	82 73
													310	A	Denver	74 46
													320	H	Incarinate Word	60 37
													329	A	Nevada	64 37
													343	H	Air Force	71 47
LAST 12 Division I GAMES:																
180	H	UNLV	83 52	343	H	Air Force	71 47									
137	A	Boise St.	83 51	215	A	Utah St.	69 49									
329	A	Nevada	64 37	250	A	San Diego St.	60 57									
250	H	San Diego St.	70 54	190	H	San Jose St.	76 54									
234	H	Wyoming	63 42	180	A	UNLV	64 56									
190	A	San Jose St.	80 78	137	H	Boise St.	68 64									

Non-Div I Games: Okla. Panhandle 90 45 Western St. 84 42

Colorado St.

■ Loss, 
 ■ Non-Conf, S Site, 
 ■ Home 
 ■ Away 
 N Neutral

Average RPI Win: <b>273</b>	WON-LOST	WINNING	LAST 10	STRENGTH OF	OPP. STRENGTH	TEAM	ADJ.	CONF.	ADJ CONF.
Average RPI Loss: <b>125</b>	RECORD	PCT. RANK	GAMES	SCHEDULE	OF SCHEDULE	RPI	RPI	RPI	RPI
DIV. I ONLY	11- 11	167	3- 7	241	233	220	220	10	10
DIV. I NON-CONF.	10- 4	86	3- 0	310	324	167	167	11	11
TOTALS	RPI 1-25	RPI 26-50	W-L RECORDS	RPI 51-100	RPI 101-150	RPI 150+			
11- 11	0- 1	0- 2	OVERALL	0- 0	0- 3	11- 5			
7- 5	0- 0	0- 0	HOME	0- 0	0- 2	7- 3			
4- 5	0- 1	0- 2	AWAY	0- 0	0- 0	4- 2			
0- 1	0- 0	0- 0	NEUTRAL	0- 0	0- 1	0- 0			
10- 4	0- 1	0- 0	NON-CONFERENCE	0- 0	0- 2	10- 1			
6- 1	0- 0	0- 0	HOME	0- 0	0- 1	6- 0			
4- 2	0- 1	0- 0	AWAY	0- 0	0- 0	4- 1			
0- 1	0- 0	0- 0	NEUTRAL	0- 0	0- 1	0- 0			
1- 7	0- 0	0- 2	CONFERENCE	0- 0	0- 1	1- 4			
1- 4	0- 0	0- 0	HOME	0- 0	0- 1	1- 3			
0- 3	0- 0	0- 2	AWAY	0- 0	0- 0	0- 1			
0- 0	0- 0	0- 0	NEUTRAL	0- 0	0- 0	0- 0			

RPI 1-25			RPI 26-50			RPI 51-100			RPI 101+			Team's RPI: 220
RPI	S	Opponent	Score	RPI	S	Opponent	Score	RPI	S	Opponent	Score	
7	A	Arizona St.	49 <b>70</b>	36	A	Penn	51 <b>71</b>		115	N	Toledo	75 <b>88</b>
				38	A	Princeton	54 <b>86</b>		118	H	Harvard	66 <b>69</b>
									139	H	Stony Brook	71 <b>79</b>
									152	A	Cornell	73 <b>84</b>
									152	H	Cornell	59 <b>66</b>
									158	H	Yale	77 71
									170	A	UMBC	70 68
									191	A	Rhode Island	56 <b>57</b>
									193	H	Brown	63 <b>73</b>
									229	H	Binghamton	71 64
									232	H	Dartmouth	73 <b>76</b>
									256	H	Loyola Maryland	63 53
									263	H	Saint Francis (PA)	82 78
									292	H	Vermont	73 56
									311	A	Fairleigh Dickinson	87 83
									312	A	UMass Lowell	67 57
									323	A	LIU Brooklyn	84 74
									342	H	NJIT	72 52
									344	H	Wagner	67 48
LAST 12 Division I GAMES:												
38	A	Princeton	54 <b>86</b>	152	A	Cornell	73 <b>84</b>					
36	A	Penn	51 <b>71</b>	152	H	Cornell	59 <b>66</b>					
193	H	Brown	63 <b>73</b>	342	H	NJIT	72 52					
158	H	Yale	77 71	311	A	Fairleigh Dickinson	87 83					
118	H	Harvard	66 <b>69</b>	344	H	Wagner	67 48					
232	H	Dartmouth	73 <b>76</b>	323	A	LIU Brooklyn	84 74					

Non-Div I Games: Central Penn 102 18

Columbia

■ Loss, 
■ Non-Conf, S Site, 
■ Home 
■ Away 
N Neutral

Average RPI Win:	312	WON-LOST	WINNING	LAST 10	STRENGTH OF	OPP. STRENGTH	TEAM	ADJ.	CONF.	ADJ CONF.
Average RPI Loss:	166	RECORD	PCT. RANK	GAMES	SCHEDULE	OF SCHEDULE	RPI	RPI	RPI	RPI
DIV. I ONLY	8- 14	247	3- 6	279	291	270	270	31	31	
DIV. I NON-CONF.	3- 8	258	0- 0	88	118	189	189	30	30	
TOTALS	RPI 1-25	RPI 26-50	W-L RECORDS	RPI 51-100	RPI 101-150	RPI 150+				
8- 14	0- 1	0- 3	OVERALL	0- 1	0- 2	8- 7				
5- 2	0- 0	0- 0	HOME	0- 0	0- 0	5- 2				
2- 11	0- 1	0- 2	AWAY	0- 1	0- 2	2- 5				
1- 1	0- 0	0- 1	NEUTRAL	0- 0	0- 0	1- 0				
3- 8	0- 1	0- 3	NON-CONFERENCE	0- 1	0- 2	3- 1				
1- 1	0- 0	0- 0	HOME	0- 0	0- 0	1- 1				
1- 6	0- 1	0- 2	AWAY	0- 1	0- 2	1- 0				
1- 1	0- 0	0- 1	NEUTRAL	0- 0	0- 0	1- 0				
5- 6	0- 0	0- 0	CONFERENCE	0- 0	0- 0	5- 6				
4- 1	0- 0	0- 0	HOME	0- 0	0- 0	4- 1				
1- 5	0- 0	0- 0	AWAY	0- 0	0- 0	1- 5				
0- 0	0- 0	0- 0	NEUTRAL	0- 0	0- 0	0- 0				

RPI 1-25				RPI 26-50				RPI 51-100				RPI 101+ Team's RPI: 270			
RPI	S	Opponent	Score	RPI	S	Opponent	Score	RPI	S	Opponent	Score	RPI	S	Opponent	Score
19	A	Syracuse	56 88	29	A	Miami (FL)	59 78	95	A	Virginia	40 75	103	A	VCU	42 73
				37	A	West Virginia	64 96					110	A	Virginia Tech	39 72
				49	N	Auburn	54 69					170	H	UMBC	61 68
												225	A	Morgan St.	51 72
												249	H	N.C. A&T	65 59
												259	A	Bethune-Cookman	56 69
												284	A	Towson	81 69
												293	A	Florida A&M	73 79
												296	H	UMES	61 54
												301	A	Savannah St.	55 57
												308	A	South Carolina St.	63 67
												326	A	Howard	83 67
												326	H	Howard	69 71
												327	H	Delaware St.	84 79
												331	N	Lafayette	64 57
												338	H	Mt. St. Mary's	66 55
												346	H	Norfolk St.	69 44
LAST 12 Division I GAMES:															
327	H	Delaware St.	84 79	249	H	N.C. A&T	65 59								
326	H	Howard	69 71	293	A	Florida A&M	73 79								
301	A	Savannah St.	55 57	259	A	Bethune-Cookman	56 69								
308	A	South Carolina St.	63 67	326	A	Howard	83 67								
225	A	Morgan St.	51 72	346	H	Norfolk St.	69 44								
296	H	UMES	61 54	331	N	Lafayette	64 57								

Non-Div I Games: Bowie St.

63 64

Coppin St.

■ Loss, 
 ■ Non-Conf, 
 ■ S Site, 
 ■ Home 
 ■ A Away 
 N Neutral

Average RPI Win: <b>246</b>	WON-LOST	WINNING	LAST 10	STRENGTH OF	OPP. STRENGTH	TEAM	ADJ.	CONF.	ADJ CONF.
Average RPI Loss: <b>127</b>	RECORD	PCT. RANK	GAMES	SCHEDULE	OF SCHEDULE	RPI	RPI	RPI	RPI
DIV. I ONLY	13- 9	122	6- 4	201	213	152	152	10	10
DIV. I NON-CONF.	8- 6	136	3- 1	291	296	203	203	11	11
<hr/>									
TOTALS	RPI 1-25	RPI 26-50	W-L RECORDS	RPI 51-100	RPI 101-150	RPI 150+			
13- 9	0- 1	0- 2	OVERALL	0- 0	0- 4	13- 2			
10- 2	0- 0	0- 0	HOME	0- 0	0- 2	10- 0			
3- 7	0- 1	0- 2	AWAY	0- 0	0- 2	3- 2			
0- 0	0- 0	0- 0	NEUTRAL	0- 0	0- 0	0- 0			
8- 6	0- 1	0- 0	NON-CONFERENCE	0- 0	0- 3	8- 2			
6- 1	0- 0	0- 0	HOME	0- 0	0- 1	6- 0			
2- 5	0- 1	0- 0	AWAY	0- 0	0- 2	2- 2			
0- 0	0- 0	0- 0	NEUTRAL	0- 0	0- 0	0- 0			
5- 3	0- 0	0- 2	CONFERENCE	0- 0	0- 1	5- 0			
4- 1	0- 0	0- 0	HOME	0- 0	0- 1	4- 0			
1- 2	0- 0	0- 2	AWAY	0- 0	0- 0	1- 0			
0- 0	0- 0	0- 0	NEUTRAL	0- 0	0- 0	0- 0			

RPI 1-25				RPI 26-50				RPI 51-100				RPI 101+ Team's RPI: 152			
RPI	S	Opponent	Score	RPI	S	Opponent	Score	RPI	S	Opponent	Score	RPI	S	Opponent	Score
6	A	Stanford	38 <b>93</b>	36	A	Penn	50 <b>65</b>					118	H	Harvard	56 <b>65</b>
				38	A	Princeton	51 <b>71</b>					133	A	Buffalo	41 <b>59</b>
												139	H	Stony Brook	49 <b>58</b>
												141	A	Marshall	47 <b>73</b>
												158	H	Yale	74 63
												193	H	Brown	85 70
												204	A	Hartford	50 <b>53</b>
												213	H	Fairfield	59 35
												220	A	Columbia	66 59
												220	H	Columbia	84 73
												229	H	Binghamton	64 57
												232	H	Dartmouth	71 58
												235	A	Bryant	70 62
												263	H	Saint Francis (PA)	75 69
												284	H	Towson	88 60
												290	H	Colgate	73 60
												326	A	Howard	74 <b>76</b>
												327	H	Delaware St.	71 62
												337	A	Cal St. Fullerton	59 47
<hr/>															
LAST 12 Division I GAMES:															
				36	A	Penn	50 <b>65</b>	220	H	Columbia	84 73				
				38	A	Princeton	51 <b>71</b>	220	A	Columbia	66 59				
				158	H	Yale	74 63	327	H	Delaware St.	71 62				
				193	H	Brown	85 70	326	A	Howard	74 <b>76</b>				
				232	H	Dartmouth	71 58	229	H	Binghamton	64 57				
				118	H	Harvard	56 <b>65</b>	337	A	Cal St. Fullerton	59 47				

Non-Div I Games:

Cornell

■ Loss, 
 ■ Non-Conf, S Site, 
 ■ Home 
 ■ Away 
 N Neutral

## Creighton

Through Games Of Feb. 16, 2016

Average RPI Win:	176	WON-LOST	WINNING	LAST 10	STRENGTH OF	OPP. STRENGTH	TEAM	ADJ.	CONF.	ADJ CONF.
Average RPI Loss:	95	RECORD	PCT. RANK	GAMES	SCHEDULE	OF SCHEDULE	RPI	RPI	RPI	RPI
DIV. I ONLY	12- 14	191	5- 5	97	80	142	142	6	6	
DIV. I NON-CONF.	6- 6	160	0- 0	126	121	136	136	6	6	
TOTALS	RPI 1-25	RPI 26-50	W-L RECORDS	RPI 51-100	RPI 101-150	RPI 150+				
12- 14	0- 1	0- 2	OVERALL	2- 7	2- 2	8- 2				
7- 4	0- 0	0- 2	HOME	1- 2	2- 0	4- 0				
3- 9	0- 1	0- 0	AWAY	1- 4	0- 2	2- 2				
2- 1	0- 0	0- 0	NEUTRAL	0- 1	0- 0	2- 0				
6- 6	0- 0	0- 0	NON-CONFERENCE	0- 4	1- 1	5- 1				
3- 1	0- 0	0- 0	HOME	0- 1	1- 0	2- 0				
1- 4	0- 0	0- 0	AWAY	0- 2	0- 1	1- 1				
2- 1	0- 0	0- 0	NEUTRAL	0- 1	0- 0	2- 0				
6- 8	0- 1	0- 2	CONFERENCE	2- 3	1- 1	3- 1				
4- 3	0- 0	0- 2	HOME	1- 1	1- 0	2- 0				
2- 5	0- 1	0- 0	AWAY	1- 2	0- 1	1- 1				
0- 0	0- 0	0- 0	NEUTRAL	0- 0	0- 0	0- 0				

RPI 1-25				RPI 26-50				RPI 51-100				RPI 101+ Team's RPI: 142			
RPI	S	Opponent	Score	RPI	S	Opponent	Score	RPI	S	Opponent	Score	RPI	S	Opponent	Score
20	A	DePaul	63 <b>81</b>	34	H	Seton Hall	82 <b>86</b>	54	A	Villanova	65 62	108	A	Drake	72 <b>81</b>
				42	H	St. John's (NY)	55 <b>66</b>	54	H	Villanova	53 48	121	H	UNI	69 61
								62	H	South Dakota St.	51 <b>53</b>	136	A	Xavier	55 <b>57</b>
								69	A	Nebraska	63 <b>65</b>	136	H	Xavier	74 47
								70	A	Utah	58 <b>74</b>	174	N	Eastern Wash.	66 60
								82	A	Marquette	72 <b>79</b>	175	N	East Carolina	91 66
								85	A	Georgetown	57 <b>69</b>	182	H	Marist	89 46
								85	H	Georgetown	44 <b>57</b>	195	A	Butler	52 42
								91	N	Northwestern	52 <b>75</b>	195	H	Butler	77 49
												196	A	Kansas	54 <b>67</b>
												255	A	Providence	59 <b>61</b>
												255	H	Providence	72 48
												276	A	Omaha	69 46
												295	H	Wichita St.	79 54
LAST 12 Division I GAMES:															
255	A	Providence	59 <b>61</b>	20	A	DePaul	63 <b>81</b>								
136	A	Xavier	55 <b>57</b>	255	H	Providence	72 48								
195	A	Butler	52 42	195	H	Butler	77 49								
85	H	Georgetown	44 <b>57</b>	136	H	Xavier	74 47								
54	H	Villanova	53 48	54	A	Villanova	65 62								
82	A	Marquette	72 <b>79</b>	85	A	Georgetown	57 <b>69</b>								

Non-Div I Games:

Creighton

■ Loss, 
 ■ Non-Conf, 
 ■ S Site, 
 ■ H Home 
 ■ A Away 
 N Neutral

Average RPI Win: 237		WON-LOST	WINNING	LAST 10	STRENGTH OF	OPP. STRENGTH	TEAM	ADJ.	CONF.	ADJ CONF.
Average RPI Loss: 152		RECORD	PCT. RANK	GAMES	SCHEDULE	OF SCHEDULE	RPI	RPI	RPI	RPI
DIV. I ONLY		9- 15	244	5- 5	222	204	232	232	10	10
DIV. I NON-CONF.		5- 11	244	3- 1	304	299	303	303	11	11
TOTALS		RPI 1-25	RPI 26-50		W-L RECORDS		RPI 51-100	RPI 101-150	RPI 150+	
9- 15	0- 1	0- 2		OVERALL		0- 2	1- 2	8- 8		
2- 8	0- 0	0- 2		HOME		0- 1	0- 1	2- 4		
7- 5	0- 1	0- 0		AWAY		0- 1	1- 0	6- 3		
0- 2	0- 0	0- 0		NEUTRAL		0- 0	0- 1	0- 1		
5- 11	0- 1	0- 0		NON-CONFERENCE		0- 2	0- 1	5- 7		
2- 5	0- 0	0- 0		HOME		0- 1	0- 0	2- 4		
3- 4	0- 1	0- 0		AWAY		0- 1	0- 0	3- 2		
0- 2	0- 0	0- 0		NEUTRAL		0- 0	0- 1	0- 1		
4- 4	0- 0	0- 2		CONFERENCE		0- 0	1- 1	3- 1		
0- 3	0- 0	0- 2		HOME		0- 0	0- 1	0- 0		
4- 1	0- 0	0- 0		AWAY		0- 0	1- 0	3- 1		
0- 0	0- 0	0- 0		NEUTRAL		0- 0	0- 0	0- 0		

RPI 1-25				RPI 26-50				RPI 51-100				RPI 101+ Team's RPI: 232			
RPI	S	Opponent	Score	RPI	S	Opponent	Score	RPI	S	Opponent	Score	RPI	S	Opponent	Score
16	A	Louisville	52 94	36	H	Penn	41 56	77	H	Maine	41 59	118	A	Harvard	70 64
				38	H	Princeton	48 85	89	A	Drexel	53 69	118	H	Harvard	43 56
												147	N	Jacksonville	44 51
												152	A	Cornell	58 71
												158	A	Yale	68 63
												168	N	McNeese St.	56 78
												191	H	Rhode Island	41 57
												193	A	Brown	63 50
												204	A	Hartford	43 36
												205	A	Oakland	60 78
												220	A	Columbia	76 73
												242	H	New Hampshire	57 61
												245	A	Holy Cross	60 54
												248	H	American	41 45
												266	A	Central Conn. St.	55 59
												292	H	Vermont	54 56
												304	H	Niagara	60 47
												342	A	NJIT	46 39
												347	H	Boston U.	72 52
LAST 12 Division I GAMES:															
193	A	Brown	63 50	118	A	Harvard	70 64								
158	A	Yale	68 63	118	H	Harvard	43 56								
36	H	Penn	41 56	342	A	NJIT	46 39								
38	H	Princeton	48 85	266	A	Central Conn. St.	55 59								
152	A	Cornell	58 71	245	A	Holy Cross	60 54								
220	A	Columbia	76 73	304	H	Niagara	60 47								

Non-Div I Games:

Dartmouth

■ Loss, 
 ■ Non-Conf, S Site, 
 ■ Home 
 ■ Away 
 N Neutral

## Davidson

Through Games Of Feb. 16, 2016

Average RPI Win: <b>228</b>	WON-LOST	WINNING	LAST 10	STRENGTH OF	OPP. STRENGTH	TEAM	ADJ.	CONF.	ADJ CONF.
Average RPI Loss: <b>87</b>	RECORD	PCT. RANK	GAMES	SCHEDULE	OF SCHEDULE	RPI	RPI	RPI	RPI
DIV. I ONLY	11- 15	221	4- 6	89	119	154	154	7	7
DIV. I NON-CONF.	6- 7	176	0- 0	215	157	185	185	8	8
TOTALS	RPI 1-25	RPI 26-50	W-L RECORDS	RPI 51-100	RPI 101-150	RPI 150+			
11- 15	0- 1	0- 5	OVERALL	0- 4	1- 2	10- 3			
4- 7	0- 1	0- 3	HOME	0- 2	0- 1	4- 0			
6- 8	0- 0	0- 2	AWAY	0- 2	1- 1	5- 3			
1- 0	0- 0	0- 0	NEUTRAL	0- 0	0- 0	1- 0			
6- 7	0- 0	0- 3	NON-CONFERENCE	0- 1	0- 2	6- 1			
2- 3	0- 0	0- 1	HOME	0- 1	0- 1	2- 0			
3- 4	0- 0	0- 2	AWAY	0- 0	0- 1	3- 1			
1- 0	0- 0	0- 0	NEUTRAL	0- 0	0- 0	1- 0			
5- 8	0- 1	0- 2	CONFERENCE	0- 3	1- 0	4- 2			
2- 4	0- 1	0- 2	HOME	0- 1	0- 0	2- 0			
3- 4	0- 0	0- 0	AWAY	0- 2	1- 0	2- 2			
0- 0	0- 0	0- 0	NEUTRAL	0- 0	0- 0	0- 0			

RPI	S	Opponent	Score	RPI	S	Opponent	Score	RPI	S	Opponent	Score	RPI	S	Opponent	Score	Team's RPI: 154
21	H	Duquesne	62 <b>77</b>	27	H	George Washington	60 <b>79</b>	52	A	Dayton	66 <b>77</b>	103	A	VCU	56 50	
				32	H	Michigan St.	44 <b>73</b>	74	A	Saint Louis	51 <b>88</b>	114	A	Wake Forest	58 <b>77</b>	
				35	A	James Madison	45 <b>87</b>	74	H	Saint Louis	50 <b>79</b>	140	H	ETSU	58 <b>65</b>	
				40	H	St. Bonaventure	47 <b>59</b>	94	H	Charlotte	88 <b>99</b>	164	H	George Mason	68 63	
				46	A	North Carolina St.	42 <b>58</b>					165	A	Fordham	40 <b>51</b>	
												165	H	Fordham	69 51	
												191	A	Rhode Island	62 <b>78</b>	
												194	A	Radford	68 <b>79</b>	
												208	A	Richmond	67 59	
												216	A	Furman	69 51	
												244	A	High Point	62 60	
												253	N	Bowling Green	60 56	
												262	A	UNCW	77 50	
												282	A	La Salle	66 58	
												303	H	Western Caro.	64 51	
												308	H	South Carolina St.	63 51	
LAST 12 Division I GAMES:																
				74	A	Saint Louis	51 <b>88</b>	191	A	Rhode Island	62 <b>78</b>					
				208	A	Richmond	67 59	165	H	Fordham	69 51					
				21	H	Duquesne	62 <b>77</b>	103	A	VCU	56 50					
				164	H	George Mason	68 63	40	H	St. Bonaventure	47 <b>59</b>					
				52	A	Dayton	66 <b>77</b>	74	H	Saint Louis	50 <b>79</b>					
				27	H	George Washington	60 <b>79</b>	282	A	La Salle	66 58					

Non-Div I Games:

Davidson

■ Loss, 
 ■ Non-Conf, 
 ■ S Site, 
 ■ H Home 
 ■ A Away 
 N Neutral

Average RPI Win: 132		WON-LOST	WINNING	LAST 10	STRENGTH OF	OPP. STRENGTH	TEAM	ADJ.	CONF.	ADJ CONF.
Average RPI Loss: 48		RECORD	PCT. RANK	GAMES	SCHEDULE	OF SCHEDULE	RPI	RPI	RPI	RPI
DIV. I ONLY		13- 10	131	5- 5	8	58	52	52	7	7
DIV. I NON-CONF.		7- 4	110	0- 0	9	7	18	18	8	8
TOTALS		RPI 1-25	RPI 26-50		W-L RECORDS		RPI 51-100	RPI 101-150	RPI 150+	
13- 10	1- 3	1- 3		OVERALL		3- 3	1- 1	7- 0		
6- 4	0- 0	1- 2		HOME		1- 1	0- 1	4- 0		
5- 5	0- 2	0- 1		AWAY		1- 2	1- 0	3- 0		
2- 1	1- 1	0- 0		NEUTRAL		1- 0	0- 0	0- 0		
7- 4	1- 2	1- 0		NON-CONFERENCE		2- 2	1- 0	2- 0		
4- 1	0- 0	1- 0		HOME		1- 1	0- 0	2- 0		
1- 2	0- 1	0- 0		AWAY		0- 1	1- 0	0- 0		
2- 1	1- 1	0- 0		NEUTRAL		1- 0	0- 0	0- 0		
6- 6	0- 1	0- 3		CONFERENCE		1- 1	0- 1	5- 0		
2- 3	0- 0	0- 2		HOME		0- 0	0- 1	2- 0		
4- 3	0- 1	0- 1		AWAY		1- 1	0- 0	3- 0		
0- 0	0- 0	0- 0		NEUTRAL		0- 0	0- 0	0- 0		

RPI S	Opponent	Score	RPI S	Opponent	Score	RPI S	Opponent	Score	RPI S	Opponent	Score
6 N	Stanford	66 74	27 A	George Washington	62 72	59 A	Purdue	58 61	103 H	VCU	72 74
16 N	Louisville	79 66	27 H	George Washington	61 62	74 A	Saint Louis	56 70	115 A	Toledo	83 57
21 A	Duquesne	58 89	38 H	Princeton	85 81	75 H	Vanderbilt	81 56	153 H	Wisconsin	87 64
23 A	Green Bay	52 68	40 H	St. Bonaventure	54 59	77 N	Maine	58 37	154 H	Davidson	77 66
						87 A	Saint Joseph's	71 61	158 H	Yale	81 75
						97 H	Gonzaga	47 57	164 H	George Mason	81 58
									191 A	Rhode Island	67 53
									208 A	Richmond	60 48
									282 A	La Salle	67 51
LAST 12 Division I GAMES:											
27 A	George Washington	62 72	40 H	St. Bonaventure	54 59	74 A	Saint Louis	56 70	27 H	George Washington	61 62
164 H	George Mason	81 58	74 A	Saint Louis	56 70	103 H	VCU	72 74	208 A	Richmond	60 48
191 A	Rhode Island	67 53	103 H	VCU	72 74	21 A	Duquesne	58 89			
154 H	Davidson	77 66									
282 A	La Salle	67 51									
87 A	Saint Joseph's	71 61									

Non-Div I Games:

Dayton

■ Loss, 
 ■ Non-Conf, 
 ■ S Site, 
 ■ Home 
 ■ A Away 
 N Neutral



Average RPI Win:	131	WON-LOST	WINNING	LAST 10	STRENGTH OF	OPP. STRENGTH	TEAM	ADJ.	CONF.	ADJ CONF.
Average RPI Loss:	46	RECORD	PCT. RANK	GAMES	SCHEDULE	OF SCHEDULE	RPI	RPI	RPI	RPI
DIV. I ONLY	21- 7	47	5- 2	17	61	20	20	6	6	
DIV. I NON-CONF.	8- 5	120	0- 1	13	31	44	44	6	6	
TOTALS	RPI 1-25	RPI 26-50	W-L RECORDS	RPI 51-100	RPI 101-150	RPI 150+				
21- 7	1- 3	5- 1	OVERALL	5- 2	4- 0	6- 1				
13- 4	0- 1	3- 1	HOME	2- 1	3- 0	5- 1				
8- 3	1- 2	2- 0	AWAY	3- 1	1- 0	1- 0				
0- 0	0- 0	0- 0	NEUTRAL	0- 0	0- 0	0- 0				
8- 5	1- 3	2- 0	NON-CONFERENCE	1- 1	1- 0	3- 1				
6- 2	0- 1	2- 0	HOME	0- 0	1- 0	3- 1				
2- 3	1- 2	0- 0	AWAY	1- 1	0- 0	0- 0				
0- 0	0- 0	0- 0	NEUTRAL	0- 0	0- 0	0- 0				
13- 2	0- 0	3- 1	CONFERENCE	4- 1	3- 0	3- 0				
7- 2	0- 0	1- 1	HOME	2- 1	2- 0	2- 0				
6- 0	0- 0	2- 0	AWAY	2- 0	1- 0	1- 0				
0- 0	0- 0	0- 0	NEUTRAL	0- 0	0- 0	0- 0				

RPI	S	Opponent	Score	RPI	S	Opponent	Score	RPI	S	Opponent	Score	RPI	S	Opponent	Score
1	A	Notre Dame	90 95	34	A	Seton Hall	86 74	54	A	Villanova	75 47	136	A	Xavier	70 53
2	H	UConn	70 86	34	H	Seton Hall	74 83	54	H	Villanova	60 64	136	H	Xavier	82 52
4	A	Baylor	72 86	40	H	St. Bonaventure	77 54	62	A	South Dakota St.	79 88	142	H	Creighton	81 63
14	A	Texas A&M	80 66	42	A	St. John's (NY)	71 61	82	H	Marquette	91 86	145	H	Southern Ill.	105 61
				42	H	St. John's (NY)	77 71	85	A	Georgetown	80 66	167	H	Loyola Chicago	75 88
				47	H	Indiana	84 69	85	H	Georgetown	75 53	195	A	Butler	61 54
								91	A	Northwestern	77 64	195	H	Butler	102 63
												255	H	Providence	96 50
												290	H	Colgate	96 46
												314	H	Illinois St.	89 41
												334	H	Chicago St.	88 42
LAST 12 Division I GAMES:															
4	A	Baylor	72 86	34	H	Seton Hall	74 83								
195	H	Butler	102 63	255	H	Providence	96 50								
136	H	Xavier	82 52	142	H	Creighton	81 63								
85	A	Georgetown	80 66	136	A	Xavier	70 53								
54	A	Villanova	75 47	195	A	Butler	61 54								
42	H	St. John's (NY)	77 71	54	H	Villanova	60 64								

Non-Div I Games:

DePaul

■ Loss, 
 ■ Non-Conf, S Site, 
 ■ Home 
 ■ Away 
 N Neutral

Delaware

Through Games Of Feb. 16, 2016

Average RPI Win:	241	WON-LOST	WINNING	LAST 10	STRENGTH OF	OPP. STRENGTH	TEAM	ADJ.	CONF.	ADJ CONF.
Average RPI Loss:	112	RECORD	PCT. RANK	GAMES	SCHEDULE	OF SCHEDULE	RPI	RPI	RPI	RPI
DIV. I ONLY	13- 11	148	6- 4	253	143	173	173	13	13	
DIV. I NON-CONF.	5- 6	180	0- 0	303	171	227	227	12	12	
TOTALS	RPI 1-25	RPI 26-50	W-L RECORDS	RPI 51-100	RPI 101-150	RPI 150+				
13- 11	0- 0	0- 1	OVERALL	0- 6	0- 0	13- 4				
7- 3	0- 0	0- 0	HOME	0- 2	0- 0	7- 1				
5- 7	0- 0	0- 1	AWAY	0- 4	0- 0	5- 2				
1- 1	0- 0	0- 0	NEUTRAL	0- 0	0- 0	1- 1				
5- 6	0- 0	0- 0	NON-CONFERENCE	0- 2	0- 0	5- 4				
2- 1	0- 0	0- 0	HOME	0- 0	0- 0	2- 1				
2- 4	0- 0	0- 0	AWAY	0- 2	0- 0	2- 2				
1- 1	0- 0	0- 0	NEUTRAL	0- 0	0- 0	1- 1				
8- 5	0- 0	0- 1	CONFERENCE	0- 4	0- 0	8- 0				
5- 2	0- 0	0- 0	HOME	0- 2	0- 0	5- 0				
3- 3	0- 0	0- 1	AWAY	0- 2	0- 0	3- 0				
0- 0	0- 0	0- 0	NEUTRAL	0- 0	0- 0	0- 0				

RPI S	Opponent	Score	RPI S	Opponent	Score	RPI S	Opponent	Score	RPI S	Opponent	Score	Team's RPI: 173
			35 A James Madison	55 75		66 A Hofstra	49 58		153 N Wisconsin	52 54		
						85 A Georgetown	50 61		164 A George Mason	83 90		
						88 A Bucknell	51 80		165 A Fordham	55 48		
						89 A Drexel	43 47		172 H Northeastern	59 52		
						89 H Drexel	53 54		175 H East Carolina	58 68		
						90 H Elon	64 66		182 A Marist	56 50		
									197 A Robert Morris	50 53		
									207 A Col. of Charleston	63 47		
									207 H Col. of Charleston	72 55		
									217 A William & Mary	69 53		
									217 H William & Mary	67 63		
									262 H UNCW	67 59		
									284 A Towson	66 62		
									284 H Towson	69 64		
									292 H Vermont	71 60		
									309 N North Dakota St.	62 50		
									331 H Lafayette	67 47		
LAST 12 Division I GAMES:												
217 A William & Mary	69 53	217 H William & Mary	67 63									
207 H Col. of Charleston	72 55	89 H Drexel	53 54									
90 H Elon	64 66	284 H Towson	69 64									
284 A Towson	66 62	207 A Col. of Charleston	63 47									
89 A Drexel	43 47	172 H Northeastern	59 52									
35 A James Madison	55 75	262 H UNCW	67 59									

Non-Div I Games:

Delaware

Loss, Non-Conf, S Site, H Home A Away N Neutral

Average RPI Win:	316	WON-LOST	WINNING	LAST 10	STRENGTH OF	OPP. STRENGTH	TEAM	ADJ.	CONF.	ADJ CONF.
Average RPI Loss:	203	RECORD	PCT. RANK	GAMES	SCHEDULE	OF SCHEDULE	RPI	RPI	RPI	RPI
DIV. I ONLY	7- 17	277	4- 6	313	329	327	327	31	31	
DIV. I NON-CONF.	3- 10	277	0- 1	241	256	307	307	30	30	
TOTALS	RPI 1-25	RPI 26-50	W-L RECORDS	RPI 51-100	RPI 101-150	RPI 150+				
7- 17	0- 0	0- 1	OVERALL	0- 2	0- 1	7- 13				
5- 6	0- 0	0- 0	HOME	0- 1	0- 0	5- 5				
1- 11	0- 0	0- 1	AWAY	0- 1	0- 1	1- 8				
1- 0	0- 0	0- 0	NEUTRAL	0- 0	0- 0	1- 0				
3- 10	0- 0	0- 1	NON-CONFERENCE	0- 2	0- 1	3- 6				
2- 4	0- 0	0- 0	HOME	0- 1	0- 0	2- 3				
0- 6	0- 0	0- 1	AWAY	0- 1	0- 1	0- 3				
1- 0	0- 0	0- 0	NEUTRAL	0- 0	0- 0	1- 0				
4- 7	0- 0	0- 0	CONFERENCE	0- 0	0- 0	4- 7				
3- 2	0- 0	0- 0	HOME	0- 0	0- 0	3- 2				
1- 5	0- 0	0- 0	AWAY	0- 0	0- 0	1- 5				
0- 0	0- 0	0- 0	NEUTRAL	0- 0	0- 0	0- 0				

RPI S	Opponent	Score	RPI S	Opponent	Score	RPI S	Opponent	Score	RPI S	Opponent	Score	Team's RPI: 327
37	A West Virginia	34 77	64	A Temple	59 100	128	A Pittsburgh	43 77				
			66	H Hofstra	49 66	152	A Cornell	62 71				
						165	A Fordham	58 74				
						171	A Fla. Atlantic	55 83				
						214	H Lehigh	49 83				
						217	H William & Mary	59 65				
						225	A Morgan St.	49 56				
						249	H N.C. A&T	64 84				
						257	N Appalachian St.	76 69				
						259	A Bethune-Cookman	35 66				
						270	A Coppin St.	79 84				
						293	A Florida A&M	56 86				
						296	H UMES	61 70				
						301	A Savannah St.	67 59				
						308	A South Carolina St.	48 61				
						308	H South Carolina St.	79 61				
						324	H Longwood	88 63				
						326	H Howard	87 86				
						338	H Mt. St. Mary's	41 54				
						344	H Wagner	66 44				
						349	H N.C. Central	66 56				
LAST 12 Division I GAMES:												
270	A Coppin St.	79 84	349	H N.C. Central	66 56							
296	H UMES	61 70	301	A Savannah St.	67 59							
293	A Florida A&M	56 86	308	A South Carolina St.	48 61							
259	A Bethune-Cookman	35 66	326	H Howard	87 86							
308	H South Carolina St.	79 61	225	A Morgan St.	49 56							
249	H N.C. A&T	64 84	152	A Cornell	62 71							

Non-Div I Games:

Delaware St.

■ Loss, 
 ■ Non-Conf, 
 ■ S Site, 
 ■ H Home 
 ■ A Away 
 N Neutral

RPI 1-25				RPI 26-50				RPI 51-100				RPI 101+				Team's RPI: 310	
RPI	S	Opponent	Score	RPI	S	Opponent	Score	RPI	S	Opponent	Score	RPI	S	Opponent	Score		
1	N	Notre Dame	52 94	45	H	Colorado St.	46 74	62	H	South Dakota St.	39 76	116	A	IUPUI	75 81		
								79	A	South Dakota	60 85	116	H	IUPUI	54 67		
								79	H	South Dakota	33 79	138	A	Oral Roberts	33 65		
												138	H	Oral Roberts	56 59		
												150	H	Long Beach St.	41 48		
												169	H	Northern Colo.	51 60		
												176	N	Louisiana Tech	53 58		
												184	A	Milwaukee	56 49		
												192	H	Weber St.	49 61		
												211	H	Ill.-Chicago	46 56		
												226	A	Western Ill.	60 63		
												226	H	Western Ill.	69 80		
												234	H	Wyoming	64 75		
												254	A	Seattle	51 59		
												267	A	Pepperdine	60 64		
												276	A	Omaha	55 67		
												298	A	UMKC	58 68		
												309	H	North Dakota St.	64 53		
												328	A	IPFW	49 61		
												328	H	IPFW	53 50		
												343	A	Air Force	57 48		
LAST 12 Division I GAMES:																	
				116	H	IUPUI	54 67	138	A	Oral Roberts	33 65						
				226	H	Western Ill.	69 80	276	A	Omaha	55 67						
				138	H	Oral Roberts	56 59	226	A	Western Ill.	60 63						
				79	H	South Dakota	33 79	328	H	IPFW	53 50						
				328	A	IPFW	49 61	309	H	North Dakota St.	64 53						
				116	A	IUPUI	75 81	79	A	South Dakota	60 85						

## Denver

Page 68

Average RPI Win: <b>232</b>	WON-LOST	WINNING	LAST 10	STRENGTH OF	OPP. STRENGTH	TEAM	ADJ.	CONF.	ADJ CONF.
Average RPI Loss: <b>109</b>	RECORD	PCT. RANK	GAMES	SCHEDULE	OF SCHEDULE	RPI	RPI	RPI	RPI
DIV. I ONLY	<b>11- 12</b>	<b>188</b>	<b>6- 4</b>	<b>150</b>	<b>131</b>	<b>177</b>	<b>177</b>	<b>14</b>	<b>14</b>
DIV. I NON-CONF.	<b>3- 7</b>	<b>248</b>	<b>0- 0</b>	<b>177</b>	<b>80</b>	<b>263</b>	<b>263</b>	<b>16</b>	<b>16</b>
TOTALS	RPI 1-25	RPI 26-50	W-L RECORDS	RPI 51-100	RPI 101-150	RPI 150+			
11- 12	0- 2	0- 2	OVERALL	0- 2	1- 3	10- 3			
6- 7	0- 0	0- 0	HOME	0- 2	0- 2	6- 3			
5- 5	0- 2	0- 2	AWAY	0- 0	1- 1	4- 0			
0- 0	0- 0	0- 0	NEUTRAL	0- 0	0- 0	0- 0			
3- 7	0- 1	0- 2	NON-CONFERENCE	0- 1	0- 2	3- 1			
3- 3	0- 0	0- 0	HOME	0- 1	0- 1	3- 1			
0- 4	0- 1	0- 2	AWAY	0- 0	0- 1	0- 0			
0- 0	0- 0	0- 0	NEUTRAL	0- 0	0- 0	0- 0			
8- 5	0- 1	0- 0	CONFERENCE	0- 1	1- 1	7- 2			
3- 4	0- 0	0- 0	HOME	0- 1	0- 1	3- 2			
5- 1	0- 1	0- 0	AWAY	0- 0	1- 0	4- 0			
0- 0	0- 0	0- 0	NEUTRAL	0- 0	0- 0	0- 0			

RPI 1-25				RPI 26-50				RPI 51-100				RPI 101+ Team's RPI: 177			
RPI	S	Opponent	Score	RPI	S	Opponent	Score	RPI	S	Opponent	Score	RPI	S	Opponent	Score
11	A	Maryland	41 <b>97</b>	32	A	Michigan St.	42 <b>81</b>	65	H	Michigan	61 <b>88</b>	105	A	Youngstown St.	69 68
23	A	Green Bay	36 <b>58</b>	40	A	St. Bonaventure	73 <b>84</b>	93	H	Wright St.	71 <b>89</b>	105	H	Youngstown St.	70 <b>72</b>
												106	H	Eastern Mich.	68 <b>85</b>
												117	A	Western Mich.	66 <b>70</b>
												155	H	Northern Ky.	66 65
												184	A	Milwaukee	89 79
												205	H	Oakland	73 <b>79</b>
												211	A	Ill.-Chicago	89 80
												211	H	Ill.-Chicago	51 <b>65</b>
												219	H	Cincinnati	77 68
												230	A	Valparaiso	72 66
												230	H	Valparaiso	85 65
												294	A	Cleveland St.	66 60
												294	H	Cleveland St.	82 68
												302	H	Bradley	67 <b>75</b>
												304	H	Niagara	80 75
												328	H	IPFW	64 63
LAST 12 Division I GAMES:															
230	H	Valparaiso	85 65	205	H	Oakland	73 <b>79</b>								
211	H	Ill.-Chicago	51 <b>65</b>	155	H	Northern Ky.	66 65								
105	A	Youngstown St.	69 68	93	H	Wright St.	71 <b>89</b>								
294	A	Cleveland St.	66 60	211	A	Ill.-Chicago	89 80								
23	A	Green Bay	36 <b>58</b>	230	A	Valparaiso	72 66								
184	A	Milwaukee	89 79	294	H	Cleveland St.	82 68								

Non-Div I Games: Salem Int'l 81 50

Detroit

Loss, Non-Conf, S Site, H Home A Away N Neutral

Average RPI Win: <b>206</b>	WON-LOST	WINNING	LAST 10	STRENGTH OF	OPP. STRENGTH	TEAM	ADJ.	CONF.	ADJ CONF.
Average RPI Loss: <b>131</b>	RECORD	PCT. RANK	GAMES	SCHEDULE	OF SCHEDULE	RPI	RPI	RPI	RPI
DIV. I ONLY	16- 7	70	8- 2	213	149	108	108	21	21
DIV. I NON-CONF.	6- 4	125	0- 0	111	49	90	90	17	17
TOTALS	RPI 1-25	RPI 26-50	W-L RECORDS	RPI 51-100	RPI 101-150	RPI 150+			
16- 7	0- 1	0- 0	OVERALL	2- 2	3- 2	11- 2			
8- 3	0- 1	0- 0	HOME	1- 0	3- 2	4- 0			
7- 4	0- 0	0- 0	AWAY	1- 2	0- 0	6- 2			
1- 0	0- 0	0- 0	NEUTRAL	0- 0	0- 0	1- 0			
6- 4	0- 1	0- 0	NON-CONFERENCE	0- 2	3- 0	3- 1			
3- 1	0- 1	0- 0	HOME	0- 0	3- 0	0- 0			
2- 3	0- 0	0- 0	AWAY	0- 2	0- 0	2- 1			
1- 0	0- 0	0- 0	NEUTRAL	0- 0	0- 0	1- 0			
10- 3	0- 0	0- 0	CONFERENCE	2- 0	0- 2	8- 1			
5- 2	0- 0	0- 0	HOME	1- 0	0- 2	4- 0			
5- 1	0- 0	0- 0	AWAY	1- 0	0- 0	4- 1			
0- 0	0- 0	0- 0	NEUTRAL	0- 0	0- 0	0- 0			

RPI 1-25				RPI 26-50				RPI 51-100				RPI 101+ Team's RPI: 108			
RPI	S	Opponent	Score	RPI	S	Opponent	Score	RPI	S	Opponent	Score	RPI	S	Opponent	Score
23	H	Green Bay	61 <b>86</b>					57	A	Iowa	76 <b>89</b>	102	H	Iowa St.	74 70
								79	A	South Dakota	87 <b>92</b>	121	H	UNI	73 <b>79</b>
								86	A	Missouri St.	82 75	129	H	North Dakota	73 63
								86	H	Missouri St.	95 72	142	H	Creighton	81 72
												145	H	Southern Ill.	67 <b>77</b>
												153	A	Wisconsin	89 70
												167	A	Loyola Chicago	81 65
												180	A	UNLV	76 68
												183	N	Tulsa	91 80
												231	A	Indiana St.	53 <b>68</b>
												231	H	Indiana St.	80 55
												258	A	Northern Ill.	73 <b>87</b>
												295	A	Wichita St.	87 56
												295	H	Wichita St.	81 59
												302	A	Bradley	76 64
												314	A	Illinois St.	98 58
												314	H	Illinois St.	76 41
												318	H	Evansville	94 52
LAST 12 Division I GAMES:															
231	A	Indiana St.	53 <b>68</b>	121	H	UNI	73 <b>79</b>								
314	A	Illinois St.	98 58	314	H	Illinois St.	76 41								
86	H	Missouri St.	95 72	231	H	Indiana St.	80 55								
295	H	Wichita St.	81 59	295	A	Wichita St.	87 56								
167	A	Loyola Chicago	81 65	86	A	Missouri St.	82 75								
302	A	Bradley	76 64	318	H	Evansville	94 52								

Non-Div I Games: William Penn 100 61

Drake

■ Loss, 
 ■ Non-Conf, S Site, 
 ■ Home 
 ■ Away 
 N Neutral

Average RPI Win:	166	WON-LOST	WINNING	LAST 10	STRENGTH OF	OPP. STRENGTH	TEAM	ADJ.	CONF.	ADJ CONF.
Average RPI Loss:	89	RECORD	PCT. RANK	GAMES	SCHEDULE	OF SCHEDULE	RPI	RPI	RPI	RPI
DIV. I ONLY	13- 11	148	7- 3	56	105	89	89	13	13	
DIV. I NON-CONF.	4- 7	222	0- 0	15	57	117	117	12	12	
TOTALS	RPI 1-25	RPI 26-50	W-L RECORDS	RPI 51-100	RPI 101-150	RPI 150+				
13- 11	0- 1	1- 4	OVERALL	2- 3	1- 0	9- 3				
8- 3	0- 0	1- 1	HOME	2- 1	1- 0	4- 1				
5- 6	0- 1	0- 3	AWAY	0- 1	0- 0	5- 1				
0- 2	0- 0	0- 0	NEUTRAL	0- 1	0- 0	0- 1				
4- 7	0- 1	1- 2	NON-CONFERENCE	0- 3	1- 0	2- 1				
3- 1	0- 0	1- 0	HOME	0- 1	1- 0	1- 0				
1- 4	0- 1	0- 2	AWAY	0- 1	0- 0	1- 0				
0- 2	0- 0	0- 0	NEUTRAL	0- 1	0- 0	0- 1				
9- 4	0- 0	0- 2	CONFERENCE	2- 0	0- 0	7- 2				
5- 2	0- 0	0- 1	HOME	2- 0	0- 0	3- 1				
4- 2	0- 0	0- 1	AWAY	0- 0	0- 0	4- 1				
0- 0	0- 0	0- 0	NEUTRAL	0- 0	0- 0	0- 0				

RPI 1-25				RPI 26-50				RPI 51-100 Team's RPI: 89				RPI 101+			
RPI	S	Opponent	Score	RPI	S	Opponent	Score	RPI	S	Opponent	Score	RPI	S	Opponent	Score
19	A	Syracuse	62 83	35	A	James Madison	56 67	54	N	Villanova	55 67	107	H	Quinnipiac	62 49
				35	H	James Madison	55 59	66	H	Hofstra	67 64	156	A	Hampton	57 36
				36	A	Penn	67 72	75	H	Vanderbilt	64 74	172	A	Northeastern	53 49
				40	H	St. Bonaventure	58 46	87	A	Saint Joseph's	46 53	172	H	Northeastern	65 73
				44	A	South Fla.	58 73	90	H	Elon	74 31	173	A	Delaware	54 53
												173	H	Delaware	47 43
												207	A	Col. of Charleston	46 49
												207	H	Col. of Charleston	66 54
												210	N	Montana	50 58
												217	A	William & Mary	67 50
												232	H	Dartmouth	69 53
												262	A	UNCW	71 57
												262	H	UNCW	66 60
LAST 12 Division I GAMES:															
262	H	UNCW	66 60	172	A	Northeastern	53 49								
35	H	James Madison	55 59	173	A	Delaware	54 53								
207	A	Col. of Charleston	46 49	90	H	Elon	74 31								
262	A	UNCW	71 57	35	A	James Madison	56 67								
173	H	Delaware	47 43	217	A	William & Mary	67 50								
66	H	Hofstra	67 64	172	H	Northeastern	65 73								

Non-Div I Games:

Drexel

■ Loss, 
■ Non-Conf, 
■ S Site, 
■ H Home 
■ A Away 
N Neutral

Duke

Average RPI Win: 155

Average RPI Loss: 27

WON-LOST

RECORD

WINNING

PCT. RANK

LAST 10

GAMES

STRENGTH OF

SCHEDULE

OPP. STRENGTH

OF SCHEDULE

TEAM

RPI

ADJ.

RPI

CONF.

RPI

ADJ CONF.

RPI

DIV. I ONLY

17- 10

97

5- 5

20

32

51

51

5

5

DIV. I NON-CONF.

11- 3

54

0- 0

37

58

25

25

5

5

TOTALS

RPI 1-25

RPI 26-50

W-L RECORDS

RPI 51-100

RPI 101-150

RPI 150+

17- 10

0- 7

1- 2

OVERALL

5- 0

5- 1

6- 0

11- 4

0- 3

0- 1

HOME

5- 0

2- 0

4- 0

3- 6

0- 4

1- 1

AWAY

0- 0

1- 1

1- 0

3- 0

0- 0

0- 0

NEUTRAL

0- 0

2- 0

1- 0

11- 3

0- 3

1- 0

NON-CONFERENCE

3- 0

2- 0

5- 0

7- 1

0- 1

0- 0

HOME

3- 0

0- 0

4- 0

1- 2

0- 2

1- 0

AWAY

0- 0

0- 0

0- 0

3- 0

0- 0

0- 0

NEUTRAL

0- 0

2- 0

1- 0

6- 7

0- 4

0- 2

CONFERENCE

2- 0

3- 1

1- 0

4- 3

0- 2

0- 1

HOME

2- 0

2- 0

0- 0

2- 4

0- 2

0- 1

AWAY

0- 0

1- 1

1- 0

0- 0

0- 0

0- 0

NEUTRAL

0- 0

0- 0

0- 0

RPI 1-25

RPI 26-50

RPI 51-100

Team's RPI: 51

RPI 101+

RPI S Opponent Score

RPI S Opponent Score

RPI S Opponent Score

RPI S Opponent Score

1 H Notre Dame 61 68

29 A Miami (FL) 53 61

71 H Army West Point 72 61

102 N Iowa St. 86 48

3 A South Carolina 55 66

36 A Penn 57 50

76 H Minnesota 84 64

113 H Boston College 71 51

13 H Florida St. 53 69

46 H North Carolina St. 62 65

95 H Virginia 67 52

114 A Wake Forest 58 64

14 H Texas A&M 66 72

98 H Liberty 79 41

114 H Wake Forest 95 68

16 A Louisville 48 65

100 H North Carolina 71 55

128 A Pittsburgh 70 48

18 A Kentucky 61 71

212 N Texas St. 85 34

19 A Syracuse 50 86

240 H Massachusetts 70 46

241 A Clemson 72 43

262 H UNCW 78 56

303 H Western Caro. 84 47

313 H Winthrop 78 50

LAST 12 Division I GAMES:

114 A Wake Forest 58 64

100 H North Carolina 71 55

13 H Florida St. 53 69

241 A Clemson 72 43

29 A Miami (FL) 53 61

113 H Boston College 71 51

95 H Virginia 67 52

46 H North Carolina St. 62 65

1 H Notre Dame 61 68

16 A Louisville 48 65

128 A Pittsburgh 70 48

114 H Wake Forest 95 68

Non-Div I Games:

Duke

Loss, Non-Conf, S Site, H Home A Away N Neutral

Page 72



Average RPI Win:	169	WON-LOST	WINNING	LAST 10	STRENGTH OF	OPP. STRENGTH	TEAM	ADJ.	CONF.	ADJ CONF.
Average RPI Loss:	33	RECORD	PCT. RANK	GAMES	SCHEDULE	OF SCHEDULE	RPI	RPI	RPI	RPI
DIV. I ONLY	22- 2	6	9- 1	101	116	21	21	7	7	
DIV. I NON-CONF.	11- 1	16	0- 0	150	234	26	26	8	8	
TOTALS	RPI 1-25	RPI 26-50	W-L RECORDS	RPI 51-100	RPI 101-150	RPI 150+				
22- 2	0- 0	3- 2	OVERALL	3- 0	3- 0	13- 0				
10- 1	0- 0	3- 1	HOME	2- 0	0- 0	5- 0				
11- 1	0- 0	0- 1	AWAY	1- 0	3- 0	7- 0				
1- 0	0- 0	0- 0	NEUTRAL	0- 0	0- 0	1- 0				
11- 1	0- 0	2- 1	NON-CONFERENCE	1- 0	2- 0	6- 0				
4- 0	0- 0	2- 0	HOME	0- 0	0- 0	2- 0				
6- 1	0- 0	0- 1	AWAY	1- 0	2- 0	3- 0				
1- 0	0- 0	0- 0	NEUTRAL	0- 0	0- 0	1- 0				
11- 1	0- 0	1- 1	CONFERENCE	2- 0	1- 0	7- 0				
6- 1	0- 0	1- 1	HOME	2- 0	0- 0	3- 0				
5- 0	0- 0	0- 0	AWAY	0- 0	1- 0	4- 0				
0- 0	0- 0	0- 0	NEUTRAL	0- 0	0- 0	0- 0				

RPI 1-25			Team's RPI: 21		RPI 26-50			RPI 51-100			RPI 101+				
RPI	S	Opponent	Score	RPI	S	Opponent	Score	RPI	S	Opponent	Score	RPI	S	Opponent	Score
				27	H	George Washington	52 70	52	H	Dayton	89 58	103	A	VCU	71 67
				28	H	Ohio	64 47	68	A	Central Mich.	68 49	128	A	Pittsburgh	79 65
				38	A	Princeton	66 94	87	H	Saint Joseph's	73 59	133	A	Buffalo	79 62
				40	H	St. Bonaventure	74 62					154	A	Davidson	77 62
				42	H	St. John's (NY)	76 57					164	A	George Mason	72 56
												165	H	Fordham	55 40
												186	A	New Mexico	78 69
												191	A	Rhode Island	79 70
												191	H	Rhode Island	61 56
												208	A	Richmond	65 44
												240	H	Massachusetts	73 64
												249	N	N.C. A&T	81 67
												296	H	UMES	95 59
												326	H	Howard	86 62
												331	A	Lafayette	73 65
												333	A	Saint Peter's	63 38
LAST 12 Division I GAMES:															
				87	H	Saint Joseph's	73 59	40	H	St. Bonaventure	74 62				
				191	H	Rhode Island	61 56	27	H	George Washington	52 70				
				154	A	Davidson	77 62	191	A	Rhode Island	79 70				
				240	H	Massachusetts	73 64	165	H	Fordham	55 40				
				103	A	VCU	71 67	164	A	George Mason	72 56				
				208	A	Richmond	65 44	52	H	Dayton	89 58				

Non-Div I Games: Slippery Rock 79 54

Duquesne

■ Loss, 
 ■ Non-Conf, 
 ■ S Site, 
 ■ H Home 
 ■ A Away 
 N Neutral

Average RPI Win: <b>240</b>	WON-LOST	WINNING	LAST 10	STRENGTH OF	OPP. STRENGTH	TEAM	ADJ.	CONF.	ADJ CONF.
Average RPI Loss: <b>127</b>	RECORD	PCT. RANK	GAMES	SCHEDULE	OF SCHEDULE	RPI	RPI	RPI	RPI
DIV. I ONLY	<b>13- 10</b>	<b>131</b>	<b>8- 2</b>	<b>249</b>	<b>169</b>	<b>140</b>	<b>140</b>	<b>17</b>	<b>17</b>
DIV. I NON-CONF.	<b>5- 7</b>	<b>198</b>	<b>0- 0</b>	<b>139</b>	<b>128</b>	<b>143</b>	<b>143</b>	<b>15</b>	<b>15</b>
TOTALS	RPI 1-25	RPI 26-50	W-L RECORDS	RPI 51-100	RPI 101-150	RPI 150+			
13- 10	0- 1	0- 0	OVERALL	0- 3	2- 3	11- 3			
7- 1	0- 0	0- 0	HOME	0- 1	1- 0	6- 0			
6- 9	0- 1	0- 0	AWAY	0- 2	1- 3	5- 3			
0- 0	0- 0	0- 0	NEUTRAL	0- 0	0- 0	0- 0			
5- 7	0- 1	0- 0	NON-CONFERENCE	0- 2	1- 2	4- 2			
3- 0	0- 0	0- 0	HOME	0- 0	1- 0	2- 0			
2- 7	0- 1	0- 0	AWAY	0- 2	0- 2	2- 2			
0- 0	0- 0	0- 0	NEUTRAL	0- 0	0- 0	0- 0			
8- 3	0- 0	0- 0	CONFERENCE	0- 1	1- 1	7- 1			
4- 1	0- 0	0- 0	HOME	0- 1	0- 0	4- 0			
4- 2	0- 0	0- 0	AWAY	0- 0	1- 1	3- 1			
0- 0	0- 0	0- 0	NEUTRAL	0- 0	0- 0	0- 0			

RPI 1-25				RPI 26-50				RPI 51-100				RPI 101+ Team's RPI: 140			
RPI	S	Opponent	Score	RPI	S	Opponent	Score	RPI	S	Opponent	Score	RPI	S	Opponent	Score
15	A	Tennessee	49 <b>85</b>					63	H	Chattanooga	57 <b>65</b>	111	A	Iona	50 <b>56</b>
								75	A	Vanderbilt	39 <b>65</b>	114	A	Wake Forest	52 <b>69</b>
								90	A	Elon	38 <b>50</b>	120	A	Mercer	55 53
												122	H	UNC Asheville	74 68
												123	A	Samford	47 <b>55</b>
												154	A	Davidson	65 58
												161	A	Old Dominion	56 52
												201	A	Eastern Ky.	41 <b>64</b>
												216	A	Furman	77 <b>81</b>
												216	H	Furman	68 64
												257	A	Appalachian St.	52 <b>70</b>
												268	H	Austin Peay	80 76
												280	H	Campbell	70 55
												289	A	UNCG	80 77
												289	H	UNCG	89 73
												303	A	Western Caro.	45 43
												303	H	Western Caro.	74 62
												307	A	Wofford	70 54
												307	H	Wofford	70 69
LAST 12 Division I GAMES:															
289	A	UNCG	80 77	123	A	Samford	47 <b>55</b>								
303	A	Western Caro.	45 43	303	H	Western Caro.	74 62								
216	H	Furman	68 64	289	H	UNCG	89 73								
307	H	Wofford	70 69	307	A	Wofford	70 54								
63	H	Chattanooga	57 <b>65</b>	216	A	Furman	77 <b>81</b>								
120	A	Mercer	55 53	111	A	Iona	50 <b>56</b>								

Non-Div I Games: Armstrong St. 62 52 Lees-McRae 73 46 Brevard 69 46

ETSU

Loss, Non-Conf, S Site, H Home A Away N Neutral

# East Carolina

Through Games Of Feb. 16, 2016

Average RPI Win:	241	WON-LOST	WINNING	LAST 10	STRENGTH OF	OPP. STRENGTH	TEAM	ADJ.	CONF.	ADJ CONF.
Average RPI Loss:	83	RECORD	PCT. RANK	GAMES	SCHEDULE	OF SCHEDULE	RPI	RPI	RPI	RPI
DIV. I ONLY	9- 16	251	3- 7	76	106	175	175	9	9	
DIV. I NON-CONF.	6- 6	160	0- 0	38	226	110	110	7	7	
TOTALS	RPI 1-25	RPI 26-50	W-L RECORDS	RPI 51-100	RPI 101-150	RPI 150+				
9- 16	0- 2	0- 4	OVERALL	0- 5	0- 2	9- 3				
4- 5	0- 0	0- 1	HOME	0- 2	0- 1	4- 1				
3- 6	0- 1	0- 2	AWAY	0- 1	0- 0	3- 2				
2- 5	0- 1	0- 1	NEUTRAL	0- 2	0- 1	2- 0				
6- 6	0- 1	0- 2	NON-CONFERENCE	0- 2	0- 1	6- 0				
2- 0	0- 0	0- 0	HOME	0- 0	0- 0	2- 0				
2- 1	0- 0	0- 1	AWAY	0- 0	0- 0	2- 0				
2- 5	0- 1	0- 1	NEUTRAL	0- 2	0- 1	2- 0				
3- 10	0- 1	0- 2	CONFERENCE	0- 3	0- 1	3- 3				
2- 5	0- 0	0- 1	HOME	0- 2	0- 1	2- 1				
1- 5	0- 1	0- 1	AWAY	0- 1	0- 0	1- 2				
0- 0	0- 0	0- 0	NEUTRAL	0- 0	0- 0	0- 0				

RPI	S	Opponent	Score	RPI	S	Opponent	Score	RPI	S	Opponent	Score	RPI	S	Opponent	Score	Team's RPI: 175
2	A	UConn	46 92	28	N	Ohio	61 64	63	N	Chattanooga	61 72	109	H	Memphis	78 79	
3	N	South Carolina	57 88	44	A	South Fla.	54 75	64	H	Temple	63 83	142	N	Creighton	66 91	
				44	H	South Fla.	59 61	80	A	Tulane	73 78	159	A	SMU	67 74	
				49	A	Auburn	69 83	80	H	Tulane	51 66	173	A	Delaware	68 58	
								91	N	Northwestern	75 78	174	N	Eastern Wash.	80 62	
												183	A	Tulsa	79 81	
												183	H	Tulsa	54 55	
												209	N	UTRGV	70 59	
												219	H	Cincinnati	63 60	
												222	H	Presbyterian	84 57	
												261	H	Houston	76 70	
												272	A	UCF	71 56	
												318	H	Alcorn	87 58	
												325	A	A&M-Corpus Christi	82 46	
LAST 12 Division I GAMES:																
109	H	Memphis	78 79	219	H	Cincinnati	63 60									
159	A	SMU	67 74	44	A	South Fla.	54 75									
2	A	UConn	46 92	261	H	Houston	76 70									
183	H	Tulsa	54 55	272	A	UCF	71 56									
64	H	Temple	63 83	80	H	Tulane	51 66									
80	A	Tulane	73 78	44	H	South Fla.	59 61									

Non-Div I Games:

East Carolina

Loss, Non-Conf, S Site, H Home A Away N Neutral

Average RPI Win:	195	WON-LOST	WINNING	LAST 10	STRENGTH OF	OPP. STRENGTH	TEAM	ADJ.	CONF.	ADJ CONF.
Average RPI Loss:	208	RECORD	PCT. RANK	GAMES	SCHEDULE	OF SCHEDULE	RPI	RPI	RPI	RPI
DIV. I ONLY	3- 21	338	2- 8	250	283	336	336	24	24	
DIV. I NON-CONF.	1- 11	336	0- 0	171	327	320	320	23	23	
TOTALS	RPI 1-25	RPI 26-50	W-L RECORDS	RPI 51-100	RPI 101-150	RPI 150+				
3- 21	0- 0	0- 0	OVERALL	0- 2	1- 2	2- 17				
3- 8	0- 0	0- 0	HOME	0- 1	1- 0	2- 7				
0- 13	0- 0	0- 0	AWAY	0- 1	0- 2	0- 10				
0- 0	0- 0	0- 0	NEUTRAL	0- 0	0- 0	0- 0				
1- 11	0- 0	0- 0	NON-CONFERENCE	0- 1	1- 1	0- 9				
1- 4	0- 0	0- 0	HOME	0- 0	1- 0	0- 4				
0- 7	0- 0	0- 0	AWAY	0- 1	0- 1	0- 5				
0- 0	0- 0	0- 0	NEUTRAL	0- 0	0- 0	0- 0				
2- 10	0- 0	0- 0	CONFERENCE	0- 1	0- 1	2- 8				
2- 4	0- 0	0- 0	HOME	0- 1	0- 0	2- 3				
0- 6	0- 0	0- 0	AWAY	0- 0	0- 1	0- 5				
0- 0	0- 0	0- 0	NEUTRAL	0- 0	0- 0	0- 0				

RPI 1-25				RPI 26-50				RPI 51-100				RPI 101+				Team's RPI: 336	
RPI	S	Opponent	Score	RPI	S	Opponent	Score	RPI	S	Opponent	Score	RPI	S	Opponent	Score		
								74	A	Saint Louis	47	78	104	A	Belmont	61	89
								96	H	UT Martin	39	65	109	A	Memphis	49	80
												116	H	IUPUI	77	71	
												166	A	SIUE	75	87	
												167	H	Loyola Chicago	75	86	
												181	H	Stetson	66	68	
												184	H	Milwaukee	71	82	
												201	H	Eastern Ky.	56	75	
												202	H	Southeast Mo. St.	64	59	
												211	A	Ill.-Chicago	54	66	
												219	A	Cincinnati	57	70	
												226	H	Western Ill.	69	92	
												231	A	Indiana St.	42	60	
												258	A	Northern Ill.	63	79	
												265	H	Tennessee St.	53	62	
												268	A	Austin Peay	45	80	
												268	H	Austin Peay	64	56	
												269	A	Murray St.	56	66	
												275	A	Tennessee Tech	74	81	
												276	A	Omaha	67	76	
												281	A	Jacksonville St.	52	60	
												300	H	Morehead St.	77	85	
LAST 12 Division I GAMES:																	
268	H	Austin Peay	64	56	300	H	Morehead St.	77	85								
202	H	Southeast Mo. St.	64	59	201	H	Eastern Ky.	56	75								
166	A	SIUE	75	87	104	A	Belmont	61	89								
269	A	Murray St.	56	66	265	H	Tennessee St.	53	62								
268	A	Austin Peay	45	80	281	A	Jacksonville St.	52	60								
96	H	UT Martin	39	65	275	A	Tennessee Tech	74	81								

Non-Div I Games:

Eastern Ill.

Average RPI Win:	246	WON-LOST	WINNING	LAST 10	STRENGTH OF	OPP. STRENGTH	TEAM	ADJ.	CONF.	ADJ CONF.
Average RPI Loss:	158	RECORD	PCT. RANK	GAMES	SCHEDULE	OF SCHEDULE	RPI	RPI	RPI	RPI
DIV. I ONLY	11- 10	156	6- 4	248	232	201	201	24	24	
DIV. I NON-CONF.	4- 5	193	0- 0	125	173	159	159	23	23	
TOTALS	RPI 1-25	RPI 26-50	W-L RECORDS	RPI 51-100	RPI 101-150	RPI 150+				
11- 10	0- 0	0- 2	OVERALL	1- 2	1- 1	9- 5				
7- 3	0- 0	0- 0	HOME	1- 1	1- 0	5- 2				
3- 6	0- 0	0- 1	AWAY	0- 1	0- 1	3- 3				
1- 1	0- 0	0- 1	NEUTRAL	0- 0	0- 0	1- 0				
4- 5	0- 0	0- 2	NON-CONFERENCE	0- 2	1- 0	3- 1				
2- 1	0- 0	0- 0	HOME	0- 1	1- 0	1- 0				
1- 3	0- 0	0- 1	AWAY	0- 1	0- 0	1- 1				
1- 1	0- 0	0- 1	NEUTRAL	0- 0	0- 0	1- 0				
7- 5	0- 0	0- 0	CONFERENCE	1- 0	0- 1	6- 4				
5- 2	0- 0	0- 0	HOME	1- 0	0- 0	4- 2				
2- 3	0- 0	0- 0	AWAY	0- 0	0- 1	2- 2				
0- 0	0- 0	0- 0	NEUTRAL	0- 0	0- 0	0- 0				

RPI S	Opponent	Score	RPI S	Opponent	Score	RPI S	Opponent	Score	RPI S	Opponent	Score	Team's RPI: 201
46	N North Carolina St.	62 73	86	A Missouri St.	63 87	104	A Belmont	61 72	140	H ETSU	64 41	
50	A Western Ky.	60 76	93	H Wright St.	69 71	166	A SIUE	74 89	202	H Southeast Mo. St.	56 55	
			96	H UT Martin	70 61	208	A Richmond	62 81	263	N Saint Francis (PA)	88 82	
						264	A Miami (OH)	77 72	265	A Tennessee St.	70 66	
						265	H Tennessee St.	78 67	268	A Austin Peay	66 94	
						269	H Murray St.	72 60	275	H Tennessee Tech	72 77	
						281	H Jacksonville St.	54 56	300	H Morehead St.	100 93	
						303	H Western Caro.	91 62	336	A Eastern Ill.	75 56	
LAST 12 Division I GAMES:												
265	H Tennessee St.	78 67	269	H Murray St.	72 60							
104	A Belmont	61 72	166	A SIUE	74 89							
265	A Tennessee St.	70 66	336	A Eastern Ill.	75 56							
300	H Morehead St.	100 93	202	H Southeast Mo. St.	56 55							
281	H Jacksonville St.	54 56	96	H UT Martin	70 61							
275	H Tennessee Tech	72 77	268	A Austin Peay	66 94							

Non-Div I Games: Cincinnati Christian 112 34 Davis &amp; Elkins 73 58

Eastern Ky.

Loss, Non-Conf, S Site, H Home A Away N Neutral

Average RPI Win:	194	WON-LOST	WINNING	LAST 10	STRENGTH OF	OPP. STRENGTH	TEAM	ADJ.	CONF.	ADJ CONF.
Average RPI Loss:	93	RECORD	PCT. RANK	GAMES	SCHEDULE	OF SCHEDULE	RPI	RPI	RPI	RPI
DIV. I ONLY	13- 8	102	5- 5	137	129	106	106	11	11	
DIV. I NON-CONF.	7- 2	57	0- 0	165	122	55	55	13	13	
TOTALS	RPI 1-25	RPI 26-50	W-L RECORDS	RPI 51-100	RPI 101-150	RPI 150+				
13- 8	0- 1	0- 1	OVERALL	1- 3	5- 2	7- 1				
7- 3	0- 0	0- 1	HOME	1- 1	4- 1	2- 0				
6- 4	0- 1	0- 0	AWAY	0- 1	1- 1	5- 1				
0- 1	0- 0	0- 0	NEUTRAL	0- 1	0- 0	0- 0				
7- 2	0- 1	0- 0	NON-CONFERENCE	1- 1	2- 0	4- 0				
3- 0	0- 0	0- 0	HOME	1- 0	1- 0	1- 0				
4- 1	0- 1	0- 0	AWAY	0- 0	1- 0	3- 0				
0- 1	0- 0	0- 0	NEUTRAL	0- 1	0- 0	0- 0				
6- 6	0- 0	0- 1	CONFERENCE	0- 2	3- 2	3- 1				
4- 3	0- 0	0- 1	HOME	0- 1	3- 1	1- 0				
2- 3	0- 0	0- 0	AWAY	0- 1	0- 1	2- 1				
0- 0	0- 0	0- 0	NEUTRAL	0- 0	0- 0	0- 0				

RPI 1-25			RPI 26-50			RPI 51-100			RPI 101+ Team's RPI: 106		
RPI	S	Opponent	Score	RPI	S	Opponent	Score	RPI	S	Opponent	Score
18	A	Kentucky	67 89	28	H	Ohio	64 71	61	N	Abilene Christian	59 83
								65	H	Michigan	64 63
								68	H	Central Mich.	65 66
								81	A	Ball St.	54 76
								115	H	Toledo	59 41
								117	H	Western Mich.	70 66
								118	A	Harvard	85 81
								119	A	Akron	72 75
								119	H	Akron	65 68
								133	H	Buffalo	67 56
								138	H	Oral Roberts	77 69
								177	A	Detroit	85 68
								209	H	UTRGV	78 56
								253	A	Bowling Green	63 67
								258	A	Northern Ill.	87 80
								264	A	Miami (OH)	70 46
								274	A	Monmouth	78 68
								315	H	Kent St.	72 51
								343	A	Air Force	72 59
LAST 12 Division I GAMES:											
264	A	Miami (OH)	70 46	81	A	Ball St.	54 76				
117	H	Western Mich.	70 66	315	H	Kent St.	72 51				
68	H	Central Mich.	65 66	28	H	Ohio	64 71				
119	A	Akron	72 75	258	A	Northern Ill.	87 80				
253	A	Bowling Green	63 67	119	H	Akron	65 68				
115	H	Toledo	59 41	133	H	Buffalo	67 56				

Non-Div I Games: Madonna 104 45 Hillsdale 94 77

Eastern Mich.

Average RPI Win: <b>240</b>	WON-LOST	WINNING	LAST 10	STRENGTH OF	OPP. STRENGTH	TEAM	ADJ.	CONF.	ADJ CONF.
Average RPI Loss: <b>144</b>	RECORD	PCT. RANK	GAMES	SCHEDULE	OF SCHEDULE	RPI	RPI	RPI	RPI
DIV. I ONLY	16- 8	83	8- 2	323	144	174	174	20	20
DIV. I NON-CONF.	5- 6	180	0- 0	308	183	265	265	21	21
TOTALS	RPI 1-25	RPI 26-50	W-L RECORDS	RPI 51-100	RPI 101-150	RPI 150+			
16- 8	0- 0	0- 0	OVERALL	0- 3	2- 3	14- 2			
9- 2	0- 0	0- 0	HOME	0- 1	1- 1	8- 0			
7- 3	0- 0	0- 0	AWAY	0- 0	1- 1	6- 0			
0- 3	0- 0	0- 0	NEUTRAL	0- 1	0- 1	0- 1			
5- 6	0- 0	0- 0	NON-CONFERENCE	0- 3	0- 2	5- 1			
3- 2	0- 0	0- 0	HOME	0- 1	0- 1	3- 0			
2- 1	0- 0	0- 0	AWAY	0- 1	0- 0	2- 0			
0- 3	0- 0	0- 0	NEUTRAL	0- 1	0- 1	0- 1			
11- 2	0- 0	0- 0	CONFERENCE	0- 0	2- 1	9- 1			
6- 0	0- 0	0- 0	HOME	0- 0	1- 0	5- 0			
5- 2	0- 0	0- 0	AWAY	0- 0	1- 1	4- 1			
0- 0	0- 0	0- 0	NEUTRAL	0- 0	0- 0	0- 0			

RPI S	Opponent	Score	RPI S	Opponent	Score	RPI S	Opponent	Score	RPI S	Opponent	Score	Team's RPI: 174
						61	H Abilene Christian	60 <b>72</b>	129	A North Dakota	69 <b>72</b>	
						91	N Northwestern	70 <b>74</b>	129	H North Dakota	60 57	
						97	A Gonzaga	56 <b>78</b>	132	A Idaho	74 66	
									137	H Boise St.	79 <b>84</b>	
									142	N Creighton	60 <b>66</b>	
									160	H Montana St.	81 69	
									169	A Northern Colo.	66 57	
									169	H Northern Colo.	59 55	
									175	N East Carolina	62 <b>80</b>	
									188	A Sacramento St.	100 83	
									210	H Montana	67 65	
									221	H Utah Valley	68 64	
									272	A Northern Ariz.	81 71	
									272	H Northern Ariz.	72 65	
									287	H CSUN	70 59	
									295	A Wichita St.	67 62	
									322	A Portland St.	79 <b>81</b>	
									330	A Southern Utah	85 82	
									330	H Southern Utah	64 53	
									337	A Cal St. Fullerton	68 57	
									343	H Air Force	65 44	
LAST 12 Division I GAMES:												
169	A	Northern Colo.	66	57	210	H	Montana	67	65			
129	A	North Dakota	69	<b>72</b>	160	H	Montana St.	81	69			
330	H	Southern Utah	64	53	272	A	Northern Ariz.	81	71			
272	H	Northern Ariz.	72	65	330	A	Southern Utah	85	82			
188	A	Sacramento St.	100	83	132	A	Idaho	74	66			
322	A	Portland St.	79	<b>81</b>	129	H	North Dakota	60	57			

Non-Div I Games: Eastern Ore. 64 40

Eastern Wash.

■ Loss, 
 ■ Non-Conf, S Site, 
 ■ Home 
 ■ Away 
 N Neutral

Average RPI Win:	188	WON-LOST	WINNING	LAST 10	STRENGTH OF	OPP. STRENGTH	TEAM	ADJ.	CONF.	ADJ CONF.
Average RPI Loss:	115	RECORD	PCT. RANK	GAMES	SCHEDULE	OF SCHEDULE	RPI	RPI	RPI	RPI
DIV. I ONLY	14- 9	106	6- 4	118	112	90	90	13	13	
DIV. I NON-CONF.	6- 4	125	0- 0	52	79	49	49	12	12	
TOTALS	RPI 1-25	RPI 26-50	W-L RECORDS	RPI 51-100	RPI 101-150	RPI 150+				
14- 9	0- 1	1- 2	OVERALL	2- 3	1- 0	10- 3				
8- 2	0- 0	0- 1	HOME	2- 0	1- 0	5- 1				
6- 7	0- 1	1- 1	AWAY	0- 3	0- 0	5- 2				
0- 0	0- 0	0- 0	NEUTRAL	0- 0	0- 0	0- 0				
6- 4	0- 1	1- 1	NON-CONFERENCE	1- 1	1- 0	3- 1				
3- 0	0- 0	0- 0	HOME	1- 0	1- 0	1- 0				
3- 4	0- 1	1- 1	AWAY	0- 1	0- 0	2- 1				
0- 0	0- 0	0- 0	NEUTRAL	0- 0	0- 0	0- 0				
8- 5	0- 0	0- 1	CONFERENCE	1- 2	0- 0	7- 2				
5- 2	0- 0	0- 1	HOME	1- 0	0- 0	4- 1				
3- 3	0- 0	0- 0	AWAY	0- 2	0- 0	3- 1				
0- 0	0- 0	0- 0	NEUTRAL	0- 0	0- 0	0- 0				

RPI 1-25				RPI 26-50				RPI 51-100 Team's RPI: 90				RPI 101+			
RPI	S	Opponent	Score	RPI	S	Opponent	Score	RPI	S	Opponent	Score	RPI	S	Opponent	Score
3	A	South Carolina	63 78	35	H	James Madison	76 81	66	A	Hofstra	49 59	140	H	ETSU	50 38
				37	A	West Virginia	57 67	66	H	Hofstra	61 60	172	A	Northeastern	56 54
				46	A	North Carolina St.	69 66	89	A	Drexel	31 74	172	H	Northeastern	61 67
								94	H	Charlotte	90 83	173	A	Delaware	66 64
								98	A	Liberty	63 72	207	H	Col. of Charleston	52 41
												216	A	Furman	65 55
												217	H	William & Mary	73 51
												244	H	High Point	80 69
												248	A	American	62 54
												251	A	Navy	70 73
												262	A	UNCW	67 60
												262	H	UNCW	70 53
												284	A	Towson	78 85
												284	H	Towson	80 58
LAST 12 Division I GAMES:															
172	H	Northeastern	61 67	262	H	UNCW	70 53								
284	H	Towson	80 58	207	H	Col. of Charleston	52 41								
173	A	Delaware	66 64	89	A	Drexel	31 74								
217	H	William & Mary	73 51	284	A	Towson	78 85								
66	A	Hofstra	49 59	35	H	James Madison	76 81								
172	A	Northeastern	56 54	66	H	Hofstra	61 60								

Non-Div I Games: Lenoir-Rhyne 67 29

Elon



Average RPI Win:	<b>298</b>	WON-LOST	WINNING	LAST 10	STRENGTH OF	OPP. STRENGTH	TEAM	ADJ.	CONF.	ADJ CONF.
Average RPI Loss:	<b>170</b>	RECORD	PCT. RANK	GAMES	SCHEDULE	OF SCHEDULE	RPI	RPI	RPI	RPI
DIV. I ONLY	<b>2- 21</b>	<b>342</b>	<b>1- 9</b>	<b>165</b>	<b>264</b>	<b>318</b>	<b>318</b>	<b>21</b>	<b>21</b>	
DIV. I NON-CONF.	<b>1- 10</b>	<b>330</b>	<b>0- 0</b>	<b>84</b>	<b>311</b>	<b>274</b>	<b>274</b>	<b>17</b>	<b>17</b>	
TOTALS	RPI 1-25	RPI 26-50	W-L RECORDS	RPI 51-100	RPI 101-150	RPI 150+				
2- 21	0- 0	0- 0	OVERALL	0- 5	0- 6	2- 10				
1- 8	0- 0	0- 0	HOME	0- 2	0- 2	1- 4				
1- 11	0- 0	0- 0	AWAY	0- 2	0- 4	1- 5				
0- 2	0- 0	0- 0	NEUTRAL	0- 1	0- 0	0- 1				
1- 10	0- 0	0- 0	NON-CONFERENCE	0- 4	0- 2	1- 4				
0- 4	0- 0	0- 0	HOME	0- 2	0- 1	0- 1				
1- 4	0- 0	0- 0	AWAY	0- 1	0- 1	1- 2				
0- 2	0- 0	0- 0	NEUTRAL	0- 1	0- 0	0- 1				
1- 11	0- 0	0- 0	CONFERENCE	0- 1	0- 4	1- 6				
1- 4	0- 0	0- 0	HOME	0- 0	0- 1	1- 3				
0- 7	0- 0	0- 0	AWAY	0- 1	0- 3	0- 3				
0- 0	0- 0	0- 0	NEUTRAL	0- 0	0- 0	0- 0				

RPI 1-25			RPI 26-50			RPI 51-100			RPI 101+ Team's RPI: 318		
RPI	S	Opponent	Score	RPI	S	Opponent	Score	RPI	S	Opponent	Score
						55 N Santa Clara	44 <b>62</b>	108 A Drake		52 <b>94</b>	
						69 A Nebraska	40 <b>85</b>	116 H IUPUI		62 <b>68</b>	
						81 H Ball St.	53 <b>73</b>	121 A UNI		51 <b>62</b>	
						86 A Missouri St.	70 <b>77</b>	136 A Xavier		57 <b>65</b>	
						96 H UT Martin	48 <b>75</b>	145 A Southern Ill.		56 <b>74</b>	
								145 H Southern Ill.		63 <b>66</b>	
								160 N Montana St.		55 <b>81</b>	
								167 A Loyola Chicago		54 <b>67</b>	
								167 H Loyola Chicago		49 <b>63</b>	
								231 H Indiana St.		44 <b>59</b>	
								253 A Bowling Green		56 <b>74</b>	
								264 A Miami (OH)		85 <b>91</b>	
								269 H Murray St.		54 <b>73</b>	
								294 A Cleveland St.		72 <b>63</b>	
								295 A Wichita St.		50 <b>58</b>	
								302 A Bradley		52 <b>66</b>	
								302 H Bradley		62 <b>46</b>	
								314 H Illinois St.		57 <b>64</b>	
LAST 12 Division I GAMES:											
145 H		Southern Ill.	63 <b>66</b>	86 A		Missouri St.	70 <b>77</b>				
167 A		Loyola Chicago	54 <b>67</b>	145 A		Southern Ill.	56 <b>74</b>				
302 A		Bradley	52 <b>66</b>	302 H		Bradley	62 <b>46</b>				
231 H		Indiana St.	44 <b>59</b>	167 H		Loyola Chicago	49 <b>63</b>				
314 H		Illinois St.	57 <b>64</b>	108 A		Drake	52 <b>94</b>				
295 A		Wichita St.	50 <b>58</b>	121 A		UNI	51 <b>62</b>				

Non-Div I Games:

Evansville

Average RPI Win:	204	WON-LOST	WINNING	LAST 10	STRENGTH OF	OPP. STRENGTH	TEAM	ADJ.	CONF.	ADJ CONF.
Average RPI Loss:	67	RECORD	PCT. RANK	GAMES	SCHEDULE	OF SCHEDULE	RPI	RPI	RPI	RPI
DIV. I ONLY	22- 4	16	10- 0	162	198	60	60	29	29	
DIV. I NON-CONF.	11- 4	76	1- 0	49	74	50	50	27	27	
TOTALS	RPI 1-25	RPI 26-50	W-L RECORDS	RPI 51-100	RPI 101-150	RPI 150+				
22- 4	0- 1	2- 2	OVERALL	0- 0	7- 0	13- 1				
9- 2	0- 0	1- 1	HOME	0- 0	3- 0	5- 1				
11- 0	0- 0	1- 0	AWAY	0- 0	2- 0	8- 0				
2- 2	0- 1	0- 1	NEUTRAL	0- 0	2- 0	0- 0				
11- 4	0- 1	2- 2	NON-CONFERENCE	0- 0	5- 0	4- 1				
4- 2	0- 0	1- 1	HOME	0- 0	2- 0	1- 1				
5- 0	0- 0	1- 0	AWAY	0- 0	1- 0	3- 0				
2- 2	0- 1	0- 1	NEUTRAL	0- 0	2- 0	0- 0				
11- 0	0- 0	0- 0	CONFERENCE	0- 0	2- 0	9- 0				
5- 0	0- 0	0- 0	HOME	0- 0	1- 0	4- 0				
6- 0	0- 0	0- 0	AWAY	0- 0	1- 0	5- 0				
0- 0	0- 0	0- 0	NEUTRAL	0- 0	0- 0	0- 0				

RPI 1-25				RPI 26-50				RPI 51-100				Team's RPI: 60		RPI 101+			
RPI	S	Opponent	Score	RPI	S	Opponent	Score	RPI	S	Opponent	Score			RPI	S	Opponent	Score
25	N	Mississippi St.	60 65	27	A	George Washington	64 60							107	H	Quinnipiac	71 70
				28	N	Ohio	57 69							112	N	Arizona	57 55
				43	H	Arkansas St.	48 62							117	N	Western Mich.	60 42
				49	H	Auburn	52 45							118	H	Harvard	74 65
														119	A	Akron	82 64
														147	A	Jacksonville	59 55
														147	H	Jacksonville	58 39
														171	H	Fla. Atlantic	55 62
														181	H	Stetson	61 48
														204	H	Hartford	64 44
														206	A	USC Upstate	56 44
														206	H	USC Upstate	54 43
														249	A	N.C. A&T	60 36
														255	A	Providence	50 41
														288	A	FIU	81 53
														299	A	Kennesaw St.	78 47
														317	A	North Florida	65 38
														317	H	North Florida	75 50
														335	A	Lipscomb	71 39
														342	A	NJIT	53 32
														342	H	NJIT	70 37
LAST 12 Division I GAMES:																	
				206	A	USC Upstate	56 44					299	A	Kennesaw St.	78 47		
				342	A	NJIT	53 32					335	A	Lipscomb	71 39		
				147	A	Jacksonville	59 55					342	H	NJIT	70 37		
				317	H	North Florida	75 50					206	H	USC Upstate	54 43		
				147	H	Jacksonville	58 39					181	H	Stetson	61 48		
				317	A	North Florida	65 38					204	H	Hartford	64 44		

Non-Div I Games: St. Thomas (FL) 86 33

FGCU

■ Loss, 
 ■ Non-Conf, 
 ■ S Site, 
 ■ Home 
 ■ Away 
 N Neutral

Average RPI Win:	249	WON-LOST	WINNING	LAST 10	STRENGTH OF	OPP. STRENGTH	TEAM	ADJ.	CONF.	ADJ CONF.
Average RPI Loss:	140	RECORD	PCT. RANK	GAMES	SCHEDULE	OF SCHEDULE	RPI	RPI	RPI	RPI
DIV. I ONLY	4- 20	322	2- 8	131	153	288	288	12	12	
DIV. I NON-CONF.	2- 9	296	0- 0	263	218	333	333	10	10	
TOTALS	RPI 1-25	RPI 26-50	W-L RECORDS	RPI 51-100	RPI 101-150	RPI 150+				
4- 20	0- 0	0- 4	OVERALL	0- 4	1- 3	3- 9				
3- 10	0- 0	0- 2	HOME	0- 3	1- 2	2- 3				
1- 10	0- 0	0- 0	AWAY	0- 0	0- 1	1- 1				
0- 0	0- 0	0- 0	NEUTRAL	0- 0	0- 0	0- 0				
2- 9	0- 0	0- 1	NON-CONFERENCE	0- 2	0- 2	2- 4				
2- 5	0- 0	0- 0	HOME	0- 2	0- 1	2- 2				
0- 4	0- 0	0- 1	AWAY	0- 0	0- 1	0- 2				
0- 0	0- 0	0- 0	NEUTRAL	0- 0	0- 0	0- 0				
2- 11	0- 0	0- 3	CONFERENCE	0- 2	1- 1	1- 5				
1- 5	0- 0	0- 2	HOME	0- 1	1- 1	0- 1				
1- 6	0- 0	0- 1	AWAY	0- 1	0- 0	1- 4				
0- 0	0- 0	0- 0	NEUTRAL	0- 0	0- 0	0- 0				

RPI S	Opponent	Score	RPI S	Opponent	Score	RPI S	Opponent	Score	RPI S	Opponent	Score	Team's RPI: 288
29	A Miami (FL)	55 83	60	H FGCU	53 81	114	H Wake Forest	53 57				
31	A UTEP	52 70	72	H Middle Tenn.	62 85	141	H Marshall	58 65				
31	H UTEP	57 69	82	H Marquette	83 95	143	H UAB	72 61				
50	H Western Ky.	69 71	94	A Charlotte	74 87	147	A Jacksonville	44 80				
						151	A Southern Miss.	55 82				
						161	A Old Dominion	49 84				
						171	A Fla. Atlantic	82 87				
						176	A Louisiana Tech	63 82				
						191	H Rhode Island	50 68				
						246	A UTSA	59 54				
						246	H UTSA	52 63				
						272	A UCF	72 89				
						293	H Florida A&M	81 65				
						294	A Cleveland St.	57 64				
						295	H Wichita St.	62 76				
						312	H UMass Lowell	71 68				
LAST 12 Division I GAMES:												
246	A UTSA	59 54	31	H UTEP	57 69							
31	A UTEP	52 70	246	H UTSA	52 63							
72	H Middle Tenn.	62 85	151	A Southern Miss.	55 82							
143	H UAB	72 61	176	A Louisiana Tech	63 82							
161	A Old Dominion	49 84	141	H Marshall	58 65							
94	A Charlotte	74 87	50	H Western Ky.	69 71							

Non-Div I Games:

FIU

■ Loss, 
 ■ Non-Conf, 
 ■ S Site, 
 ■ H Home 
 ■ A Away 
 N Neutral

Average RPI Win:	255	WON-LOST	WINNING	LAST 10	STRENGTH OF	OPP. STRENGTH	TEAM	ADJ.	CONF.	ADJ CONF.
Average RPI Loss:	158	RECORD	PCT. RANK	GAMES	SCHEDULE	OF SCHEDULE	RPI	RPI	RPI	RPI
DIV. I ONLY	15- 10	115	9- 1	285	248	213	213	23	23	
DIV. I NON-CONF.	5- 4	138	0- 0	141	216	160	160	24	24	
TOTALS	RPI 1-25	RPI 26-50	W-L RECORDS	RPI 51-100	RPI 101-150	RPI 150+				
15- 10	0- 0	0- 1	OVERALL	0- 2	1- 2	14- 5				
10- 6	0- 0	0- 0	HOME	0- 2	1- 2	9- 2				
5- 4	0- 0	0- 1	AWAY	0- 0	0- 0	5- 3				
0- 0	0- 0	0- 0	NEUTRAL	0- 0	0- 0	0- 0				
5- 4	0- 0	0- 1	NON-CONFERENCE	0- 2	1- 0	4- 1				
4- 2	0- 0	0- 0	HOME	0- 2	1- 0	3- 0				
1- 2	0- 0	0- 1	AWAY	0- 0	0- 0	1- 1				
0- 0	0- 0	0- 0	NEUTRAL	0- 0	0- 0	0- 0				
10- 6	0- 0	0- 0	CONFERENCE	0- 0	0- 2	10- 4				
6- 4	0- 0	0- 0	HOME	0- 0	0- 2	6- 2				
4- 2	0- 0	0- 0	AWAY	0- 0	0- 0	4- 2				
0- 0	0- 0	0- 0	NEUTRAL	0- 0	0- 0	0- 0				

RPI S	Opponent	Score	RPI S	Opponent	Score	RPI S	Opponent	Score	RPI S	Opponent	Score	Team's RPI: 213
42	A St. John's (NY)	54 73	53	H Albany (NY)	50 62	107	H Quinnipiac	55 64	111	H Iona	46 56	
			66	H Hofstra	53 67	118	H Harvard	67 50	152	A Cornell	35 59	
						182	H Marist	57 72	203	A Canisius	51 50	
						203	H Canisius	52 48	218	H Siena	67 55	
						227	A Manhattan	59 57	227	H Manhattan	55 70	
						236	H Sacred Heart	61 50	256	A Loyola Maryland	71 45	
						274	A Monmouth	68 60	274	H Monmouth	80 70	
						282	H La Salle	62 59	286	A Rider	55 39	
						286	H Rider	63 56	304	A Niagara	55 56	
						304	H Niagara	61 43	328	H IPFW	74 62	
						333	A Saint Peter's	46 56	333	H Saint Peter's	76 49	
LAST 12 Division I GAMES:												
274	H Monmouth	80 70	203	H Canisius	52 48							
333	H Saint Peter's	76 49	107	H Quinnipiac	55 64							
218	H Siena	67 55	227	A Manhattan	59 57							
304	H Niagara	61 43	286	A Rider	55 39							
274	A Monmouth	68 60	333	A Saint Peter's	46 56							
286	H Rider	63 56	227	H Manhattan	55 70							

Non-Div I Games:

Fairfield

Average RPI Win:	<b>284</b>	WON-LOST	WINNING	LAST 10	STRENGTH OF	OPP. STRENGTH	TEAM	ADJ.	CONF.	ADJ CONF.
Average RPI Loss:	<b>216</b>	RECORD	PCT. RANK	GAMES	SCHEDULE	OF SCHEDULE	RPI	RPI	RPI	RPI
DIV. I ONLY	<b>10- 17</b>	<b>246</b>	<b>6- 4</b>	<b>314</b>	<b>338</b>	<b>311</b>	<b>311</b>	<b>30</b>	<b>30</b>	
DIV. I NON-CONF.	<b>3- 10</b>	<b>277</b>	<b>0- 0</b>	<b>249</b>	<b>233</b>	<b>312</b>	<b>312</b>	<b>32</b>	<b>32</b>	
TOTALS	RPI 1-25	RPI 26-50	W-L RECORDS	RPI 51-100	RPI 101-150	RPI 150+				
10- 17	0- 0	0- 1	OVERALL	0- 2	0- 1	10- 13				
7- 7	0- 0	0- 0	HOME	0- 0	0- 0	7- 7				
2- 8	0- 0	0- 1	AWAY	0- 2	0- 0	2- 5				
1- 2	0- 0	0- 0	NEUTRAL	0- 0	0- 1	1- 1				
3- 10	0- 0	0- 1	NON-CONFERENCE	0- 2	0- 1	3- 6				
2- 5	0- 0	0- 0	HOME	0- 0	0- 0	2- 5				
0- 3	0- 0	0- 1	AWAY	0- 2	0- 0	0- 0				
1- 2	0- 0	0- 0	NEUTRAL	0- 0	0- 1	1- 1				
7- 7	0- 0	0- 0	CONFERENCE	0- 0	0- 0	7- 7				
5- 2	0- 0	0- 0	HOME	0- 0	0- 0	5- 2				
2- 5	0- 0	0- 0	AWAY	0- 0	0- 0	2- 5				
0- 0	0- 0	0- 0	NEUTRAL	0- 0	0- 0	0- 0				

RPI S	Opponent	Score	RPI S	Opponent	Score	RPI S	Opponent	Score	RPI S	Opponent	Score	Team's RPI: 311
37	A West Virginia	42 <b>91</b>	88	A Bucknell	62 <b>72</b>	111	N Iona	54 <b>77</b>				
			100	A North Carolina	46 <b>64</b>	158	N Yale	58 <b>77</b>				
						193	H Brown	48 <b>63</b>				
						197	A Robert Morris	83 68				
						197	H Robert Morris	60 52				
						218	H Siena	65 <b>81</b>				
						220	H Columbia	83 <b>87</b>				
						227	H Manhattan	78 <b>85</b>				
						228	N Grand Canyon	74 68				
						235	H Bryant	41 <b>70</b>				
						236	A Sacred Heart	61 <b>72</b>				
						263	A Saint Francis (PA)	67 <b>87</b>				
						263	H Saint Francis (PA)	73 72				
						266	H Central Conn. St.	75 <b>78</b>				
						274	H Monmouth	81 75				
						312	H UMass Lowell	67 <b>78</b>				
						323	A LIU Brooklyn	62 <b>65</b>				
						323	H LIU Brooklyn	75 58				
						333	H Saint Peter's	73 52				
						338	A Mt. St. Mary's	55 <b>71</b>				
						338	H Mt. St. Mary's	66 53				
						340	A St. Francis Brooklyn	78 <b>88</b>				
						340	H St. Francis Brooklyn	65 61				
						344	A Wagner	73 57				
LAST 12 Division I GAMES:												
338	A	Mt. St. Mary's	55	<b>71</b>	323	H	LIU Brooklyn	75	58			
197	H	Robert Morris	60	52	338	H	Mt. St. Mary's	66	53			
340	A	St. Francis Brooklyn	78	<b>88</b>	263	A	Saint Francis (PA)	67	<b>87</b>			
344	A	Wagner	73	57	197	A	Robert Morris	83	68			
263	H	Saint Francis (PA)	73	72	266	H	Central Conn. St.	75	<b>78</b>			
323	A	LIU Brooklyn	62	<b>65</b>	236	A	Sacred Heart	61	<b>72</b>			

Non-Div I Games:

Fairleigh Dickinson

■ Loss, 
 ■ Non-Conf, 
 ■ S Site, 
 ■ H Home 
 ■ A Away 
 N Neutral

Fla. Atlantic

Through Games Of Feb. 16, 2016

Average RPI Win:	215	WON-LOST	WINNING	LAST 10	STRENGTH OF	OPP. STRENGTH	TEAM	ADJ.	CONF.	ADJ CONF.
Average RPI Loss:	115	RECORD	PCT. RANK	GAMES	SCHEDULE	OF SCHEDULE	RPI	RPI	RPI	RPI
DIV. I ONLY	10- 13	208	1- 9	67	193	171	171	12	12	
DIV. I NON-CONF.	7- 3	91	0- 0	70	319	85	85	10	10	
TOTALS	RPI 1-25	RPI 26-50	W-L RECORDS	RPI 51-100	RPI 101-150	RPI 150+				
10- 13	0- 0	0- 4	OVERALL	1- 3	2- 1	7- 5				
8- 5	0- 0	0- 2	HOME	0- 2	2- 1	6- 0				
1- 8	0- 0	0- 2	AWAY	1- 1	0- 0	0- 5				
1- 0	0- 0	0- 0	NEUTRAL	0- 0	0- 0	1- 0				
7- 3	0- 0	0- 1	NON-CONFERENCE	1- 1	1- 0	5- 1				
5- 1	0- 0	0- 0	HOME	0- 1	1- 0	4- 0				
1- 2	0- 0	0- 1	AWAY	1- 0	0- 0	0- 1				
1- 0	0- 0	0- 0	NEUTRAL	0- 0	0- 0	1- 0				
3- 10	0- 0	0- 3	CONFERENCE	0- 2	1- 1	2- 4				
3- 4	0- 0	0- 2	HOME	0- 1	1- 1	2- 0				
0- 6	0- 0	0- 1	AWAY	0- 1	0- 0	0- 4				
0- 0	0- 0	0- 0	NEUTRAL	0- 0	0- 0	0- 0				

RPI S	Opponent	Score	RPI S	Opponent	Score	RPI S	Opponent	Score	RPI S	Opponent	Score	Team's RPI: 171
31	A UTEP	47 75	31	H UTEP	66 78	60	A FGCU	62 55	119	H Akron	91 77	
48	A Kansas St.	53 102	48	A Kansas St.	53 102	72	H Middle Tenn.	73 83	141	H Marshall	84 73	
50	H Western Ky.	62 81	50	H Western Ky.	62 81	79	H South Dakota	53 76	143	H UAB	62 67	
						94	A Charlotte	79 85	151	A Southern Miss.	80 89	
									161	A Old Dominion	45 85	
									176	A Louisiana Tech	62 65	
									184	H Milwaukee	71 67	
									210	A Montana	69 83	
									246	A UTSA	54 57	
									246	H UTSA	64 51	
									259	H Bethune-Cookman	82 60	
									264	H Miami (OH)	68 65	
									265	N Tennessee St.	69 64	
									288	H FIU	87 82	
									327	H Delaware St.	83 55	
LAST 12 Division I GAMES:												
31	A UTEP	47 75	246	H UTSA	64 51							
246	A UTSA	54 57	31	H UTEP	66 78							
143	H UAB	62 67	176	A Louisiana Tech	62 65							
72	H Middle Tenn.	73 83	151	A Southern Miss.	80 89							
94	A Charlotte	79 85	50	H Western Ky.	62 81							
161	A Old Dominion	45 85	141	H Marshall	84 73							

Non-Div I Games: Keiser 74 52

Fla. Atlantic

Loss, Non-Conf, S Site, H Home A Away N Neutral

Average RPI Win:	140	WON-LOST	WINNING	LAST 10	STRENGTH OF	OPP. STRENGTH	TEAM	ADJ.	CONF.	ADJ CONF.
Average RPI Loss:	33	RECORD	PCT. RANK	GAMES	SCHEDULE	OF SCHEDULE	RPI	RPI	RPI	RPI
DIV. I ONLY	19- 6	42	6- 4	47	29	22	22	2	2	
DIV. I NON-CONF.	12- 1	9	0- 0	148	95	20	20	2	2	
TOTALS	RPI 1-25	RPI 26-50	W-L RECORDS	RPI 51-100	RPI 101-150	RPI 150+				
19- 6	4- 2	2- 3	OVERALL	1- 1	3- 0	9- 0				
11- 2	3- 1	2- 1	HOME	0- 0	2- 0	4- 0				
6- 4	1- 1	0- 2	AWAY	0- 1	1- 0	4- 0				
2- 0	0- 0	0- 0	NEUTRAL	1- 0	0- 0	1- 0				
12- 1	1- 0	2- 0	NON-CONFERENCE	1- 1	0- 0	8- 0				
7- 0	1- 0	2- 0	HOME	0- 0	0- 0	4- 0				
3- 1	0- 0	0- 0	AWAY	0- 1	0- 0	3- 0				
2- 0	0- 0	0- 0	NEUTRAL	1- 0	0- 0	1- 0				
7- 5	3- 2	0- 3	CONFERENCE	0- 0	3- 0	1- 0				
4- 2	2- 1	0- 1	HOME	0- 0	2- 0	0- 0				
3- 3	1- 1	0- 2	AWAY	0- 0	1- 0	1- 0				
0- 0	0- 0	0- 0	NEUTRAL	0- 0	0- 0	0- 0				

RPI	S	Opponent	Score	RPI	S	Opponent	Score	RPI	S	Opponent	Score	RPI	S	Opponent	Score
3	A	South Carolina	71 86	26	H	Georgia	61 71	64	A	Temple	91 97	125	H	LSU	53 45
13	H	Florida St.	82 72	33	A	Missouri	64 79	81	N	Ball St.	85 79	131	A	Arkansas	71 66
14	H	Texas A&M	83 81	43	H	Arkansas St.	76 72					146	H	Alabama	80 72
15	A	Tennessee	74 66	46	H	North Carolina St.	79 72					153	A	Wisconsin	91 75
18	H	Kentucky	85 79	49	A	Auburn	58 80					162	A	Ole Miss	85 65
25	H	Mississippi St.	70 76									178	A	Colorado	83 61
LAST 12 Division I GAMES:															
49	A	Auburn	58 80	146	H	Alabama	80 72					197	H	Robert Morris	79 52
3	A	South Carolina	71 86	125	H	LSU	53 45					199	A	South Ala.	72 60
14	H	Texas A&M	83 81	26	H	Georgia	61 71					263	H	Saint Francis (PA)	122 65
18	H	Kentucky	85 79	162	A	Ole Miss	85 65					272	N	UCF	93 79
131	A	Arkansas	71 66	15	A	Tennessee	74 66					299	H	Kennesaw St.	84 57
33	A	Missouri	64 79	25	H	Mississippi St.	70 76					301	H	Savannah St.	99 34

Non-Div I Games:

Florida

■ Loss, 
 ■ Non-Conf, S Site, 
 ■ Home 
 ■ Away 
 N Neutral

Average RPI Win: <b>288</b>	WON-LOST	WINNING	LAST 10	STRENGTH OF	OPP. STRENGTH	TEAM	ADJ.	CONF.	ADJ CONF.
Average RPI Loss: <b>224</b>	RECORD	PCT. RANK	GAMES	SCHEDULE	OF SCHEDULE	RPI	RPI	RPI	RPI
DIV. I ONLY	11- 11	167	6- 3	349	286	293	293	31	31
DIV. I NON-CONF.	4- 7	222	0- 1	341	139	311	311	30	30
TOTALS	RPI 1-25	RPI 26-50	W-L RECORDS	RPI 51-100	RPI 101-150	RPI 150+			
11- 11	0- 0	0- 1	OVERALL	0- 1	0- 1	11- 8			
5- 4	0- 0	0- 0	HOME	0- 0	0- 1	5- 3			
4- 6	0- 0	0- 1	AWAY	0- 1	0- 0	4- 4			
2- 1	0- 0	0- 0	NEUTRAL	0- 0	0- 0	2- 1			
4- 7	0- 0	0- 1	NON-CONFERENCE	0- 1	0- 1	4- 4			
1- 2	0- 0	0- 0	HOME	0- 0	0- 1	1- 1			
1- 4	0- 0	0- 1	AWAY	0- 1	0- 0	1- 2			
2- 1	0- 0	0- 0	NEUTRAL	0- 0	0- 0	2- 1			
7- 4	0- 0	0- 0	CONFERENCE	0- 0	0- 0	7- 4			
4- 2	0- 0	0- 0	HOME	0- 0	0- 0	4- 2			
3- 2	0- 0	0- 0	AWAY	0- 0	0- 0	3- 2			
0- 0	0- 0	0- 0	NEUTRAL	0- 0	0- 0	0- 0			

RPI 1-25			RPI 26-50			RPI 51-100			RPI 101+ Team's RPI: 293		
RPI	S	Opponent	Score	RPI	S	Opponent	Score	RPI	S	Opponent	Score
				39	A	Southern California	45 <b>88</b>	100	A	North Carolina	58 <b>94</b>
								120	H	Mercer	50 <b>54</b>
								156	A	Hampton	66 59
								189	N	UC Davis	61 58
								225	H	Morgan St.	62 <b>67</b>
								241	A	Clemson	77 68
								249	A	N.C. A&T	51 <b>80</b>
								259	A	Bethune-Cookman	60 <b>67</b>
								270	H	Coppin St.	79 73
								272	A	UCF	55 <b>93</b>
								288	A	FIU	65 <b>81</b>
								299	H	Kennesaw St.	69 67
								301	H	Savannah St.	59 38
								303	N	Western Caro.	53 <b>69</b>
								305	H	Southeastern La.	57 <b>62</b>
								308	H	South Carolina St.	62 <b>68</b>
								327	H	Delaware St.	86 56
								341	N	New Orleans	71 60
								346	A	Norfolk St.	83 67
								349	A	N.C. Central	69 54
								349	H	N.C. Central	55 45
LAST 12 Division I GAMES:											
349	A	N.C. Central	69 54	225	H	Morgan St.	62 <b>67</b>				
249	A	N.C. A&T	51 <b>80</b>	156	A	Hampton	66 59				
327	H	Delaware St.	86 56	346	A	Norfolk St.	83 67				
349	H	N.C. Central	55 45	120	H	Mercer	50 <b>54</b>				
259	A	Bethune-Cookman	60 <b>67</b>	301	H	Savannah St.	59 38				
270	H	Coppin St.	79 73	241	A	Clemson	77 68				

Non-Div I Games: Clark Atlanta 98 88 Fla. Memorial 66 62

Florida A&amp;M

■ Loss, 
 ■ Non-Conf, 
 ■ S Site, 
 ■ Home 
 ■ A Away 
 N Neutral



Average RPI Win:	145	WON-LOST	WINNING	LAST 10	STRENGTH OF	OPP. STRENGTH	TEAM	ADJ.	CONF.	ADJ CONF.
Average RPI Loss:	12	RECORD	PCT. RANK	GAMES	SCHEDULE	OF SCHEDULE	RPI	RPI	RPI	RPI
DIV. I ONLY	21- 4	20	10- 0	58	57	13	13	5	5	
DIV. I NON-CONF.	10- 3	61	0- 0	29	104	21	21	5	5	
TOTALS	RPI 1-25	RPI 26-50	W-L RECORDS	RPI 51-100	RPI 101-150	RPI 150+				
21- 4	0- 4	2- 0	OVERALL	6- 0	7- 0	6- 0				
14- 0	0- 0	1- 0	HOME	5- 0	5- 0	3- 0				
6- 3	0- 3	1- 0	AWAY	1- 0	2- 0	2- 0				
1- 1	0- 1	0- 0	NEUTRAL	0- 0	0- 0	1- 0				
10- 3	0- 3	1- 0	NON-CONFERENCE	2- 0	3- 0	4- 0				
8- 0	0- 0	1- 0	HOME	2- 0	3- 0	2- 0				
1- 2	0- 2	0- 0	AWAY	0- 0	0- 0	1- 0				
1- 1	0- 1	0- 0	NEUTRAL	0- 0	0- 0	1- 0				
11- 1	0- 1	1- 0	CONFERENCE	4- 0	4- 0	2- 0				
6- 0	0- 0	0- 0	HOME	3- 0	2- 0	1- 0				
5- 1	0- 1	1- 0	AWAY	1- 0	2- 0	1- 0				
0- 0	0- 0	0- 0	NEUTRAL	0- 0	0- 0	0- 0				

RPI	S	Opponent	Score
2	N	UConn	49 73
7	A	Arizona St.	56 68
16	A	Louisville	69 79
22	A	Florida	72 82

RPI	S	Opponent	Score
29	A	Miami (FL)	69 58
41	H	Rutgers	65 43

RPI	S	Opponent	Score
51	A	Duke	69 53
64	H	Temple	75 47
80	H	Tulane	78 72
84	H	Georgia Tech	75 69
95	H	Virginia	70 48
100	H	North Carolina	94 63

RPI	S	Opponent	Score
110	H	Virginia Tech	68 50
113	H	Boston College	75 42
114	A	Wake Forest	96 55
120	H	Mercer	79 36
128	A	Pittsburgh	66 55
143	H	UAB	84 44
147	H	Jacksonville	77 60
237	N	Sam Houston St.	94 37
241	A	Clemson	85 40
241	H	Clemson	75 56
269	H	Murray St.	101 59
317	H	North Florida	80 28
323	A	LIU Brooklyn	78 42

## LAST 12 Division I GAMES:

100	H	North Carolina	94 63	95	H	Virginia	70 48
51	A	Duke	69 53	128	A	Pittsburgh	66 55
241	H	Clemson	75 56	241	A	Clemson	85 40
110	H	Virginia Tech	68 50	84	H	Georgia Tech	75 69
114	A	Wake Forest	96 55	113	H	Boston College	75 42
29	A	Miami (FL)	69 58	16	A	Louisville	69 79

Non-Div I Games:

Florida St.

Average RPI Win:	218	WON-LOST	WINNING	LAST 10	STRENGTH OF	OPP. STRENGTH	TEAM	ADJ.	CONF.	ADJ CONF.
Average RPI Loss:	82	RECORD	PCT. RANK	GAMES	SCHEDULE	OF SCHEDULE	RPI	RPI	RPI	RPI
DIV. I ONLY	12- 13	185	6- 4	119	91	165	165	7	7	
DIV. I NON-CONF.	5- 8	209	0- 0	167	133	223	223	8	8	
TOTALS	RPI 1-25	RPI 26-50	W-L RECORDS	RPI 51-100	RPI 101-150	RPI 150+				
12- 13	0- 2	1- 3	OVERALL	1- 3	0- 3	10- 2				
10- 3	0- 0	1- 0	HOME	1- 2	0- 0	8- 1				
2- 8	0- 0	0- 2	AWAY	0- 0	0- 1	2- 0				
0- 2	0- 1	0- 0	NEUTRAL	0- 0	0- 1	0- 0				
5- 8	0- 1	0- 2	NON-CONFERENCE	0- 2	0- 2	5- 1				
4- 3	0- 0	0- 0	HOME	0- 2	0- 0	4- 1				
1- 3	0- 0	0- 2	AWAY	0- 0	0- 1	1- 0				
0- 2	0- 1	0- 0	NEUTRAL	0- 0	0- 1	0- 0				
7- 5	0- 1	1- 1	CONFERENCE	1- 1	0- 1	5- 1				
6- 0	0- 0	1- 0	HOME	1- 0	0- 0	4- 0				
1- 5	0- 1	0- 1	AWAY	0- 1	0- 1	1- 1				
0- 0	0- 0	0- 0	NEUTRAL	0- 0	0- 0	0- 0				

RPI 1-25				RPI 26-50				RPI 51-100				RPI 101+ Team's RPI: 165			
RPI	S	Opponent	Score	RPI	S	Opponent	Score	RPI	S	Opponent	Score	RPI	S	Opponent	Score
19	N	Syracuse	54 76	27	H	George Washington	76 69	64	H	Temple	44 57	103	A	VCU	51 61
21	A	Duquesne	40 55	34	A	Seton Hall	54 66	75	H	Vanderbilt	40 53	130	A	Penn St.	59 75
				38	A	Princeton	44 55	87	A	Saint Joseph's	51 61	133	N	Texas Tech	48 62
				40	A	St. Bonaventure	41 55	87	H	Saint Joseph's	47 40	154	A	Davidson	51 69
												154	H	Davidson	51 40
												164	H	George Mason	66 54
												173	H	Delaware	48 55
												191	H	Rhode Island	50 42
												227	A	Manhattan	60 49
												240	A	Massachusetts	60 55
												266	H	Central Conn. St.	63 48
												282	H	La Salle	54 44
												325	H	A&M-Corpus Christi	67 49
												327	H	Delaware St.	74 58
												331	H	Lafayette	61 49
LAST 12 Division I GAMES:															
282	H	La Salle	54 44	154	A	Davidson	51 69	87	H	Saint Joseph's	47 40				
87	A	Saint Joseph's	51 61	164	H	George Mason	66 54	21	A	Duquesne	40 55				
240	A	Massachusetts	60 55	40	A	St. Bonaventure	41 55								
27	H	George Washington	76 69												
191	H	Rhode Island	50 42												
103	A	VCU	51 61												

Non-Div I Games:

Fordham

■ Loss, 
 ■ Non-Conf, S Site, 
 ■ Home 
 ■ Away 
 N Neutral

Average RPI Win:	231	WON-LOST	WINNING	LAST 10	STRENGTH OF	OPP. STRENGTH	TEAM	ADJ.	CONF.	ADJ CONF.
Average RPI Loss:	108	RECORD	PCT. RANK	GAMES	SCHEDULE	OF SCHEDULE	RPI	RPI	RPI	RPI
DIV. I ONLY	12- 9	129	8- 2	191	147	149	149	19	19	
DIV. I NON-CONF.	2- 7	280	0- 0	24	53	190	190	20	20	
TOTALS	RPI 1-25	RPI 26-50	W-L RECORDS	RPI 51-100	RPI 101-150	RPI 150+				
12- 9	0- 0	0- 2	OVERALL	0- 4	1- 0	11- 3				
6- 4	0- 0	0- 2	HOME	0- 1	1- 0	5- 1				
5- 5	0- 0	0- 0	AWAY	0- 3	0- 0	5- 2				
1- 0	0- 0	0- 0	NEUTRAL	0- 0	0- 0	1- 0				
2- 7	0- 0	0- 2	NON-CONFERENCE	0- 4	0- 0	2- 1				
1- 3	0- 0	0- 2	HOME	0- 1	0- 0	1- 0				
0- 4	0- 0	0- 0	AWAY	0- 3	0- 0	0- 1				
1- 0	0- 0	0- 0	NEUTRAL	0- 0	0- 0	1- 0				
10- 2	0- 0	0- 0	CONFERENCE	0- 0	1- 0	9- 2				
5- 1	0- 0	0- 0	HOME	0- 0	1- 0	4- 1				
5- 1	0- 0	0- 0	AWAY	0- 0	0- 0	5- 1				
0- 0	0- 0	0- 0	NEUTRAL	0- 0	0- 0	0- 0				

RPI 1-25				RPI 26-50				RPI 51-100				RPI 101+				Team's RPI: 149	
RPI	S	Opponent	Score	RPI	S	Opponent	Score	RPI	S	Opponent	Score	RPI	S	Opponent	Score		
				27	H	George Washington	53 61	56	A	St. Mary's (CA)	81 83	137	H	Boise St.	62 57		
				30	H	Washington	79 89	67	A	UC Riverside	68 86	172	N	Northeastern	69 55		
								70	A	Utah	63 78	180	A	UNLV	57 52		
								83	H	San Diego	68 72	180	H	UNLV	58 54		
												186	A	New Mexico	69 65		
												190	A	San Jose St.	59 54		
												190	H	San Jose St.	64 66		
												200	A	Cal Poly	60 64		
												234	A	Wyoming	49 42		
												246	H	CSU Bakersfield	57 52		
												250	A	San Diego St.	54 65		
												250	H	San Diego St.	54 49		
												329	A	Nevada	67 59		
												329	H	Nevada	65 56		
												343	H	Air Force	70 46		
LAST 12 Division I GAMES:																	
				329	H	Nevada	65 56	250	H	San Diego St.	54 49						
				250	A	San Diego St.	54 65	190	A	San Jose St.	59 54						
				180	A	UNLV	57 52	137	H	Boise St.	62 57						
				190	H	San Jose St.	64 66	329	A	Nevada	67 59						
				234	A	Wyoming	49 42	186	A	New Mexico	69 65						
				343	H	Air Force	70 46	180	H	UNLV	58 54						

Non-Div I Games: Fresno Pacific 78 33 Stanislaus St. 72 49

Fresno St.

■ Loss, 
 ■ Non-Conf, 
 ■ S Site, 
 ■ Home 
 ■ Away 
 N Neutral

Average RPI Win: <b>262</b>	WON-LOST	WINNING	LAST 10	STRENGTH OF	OPP. STRENGTH	TEAM	ADJ.	CONF.	ADJ CONF.
Average RPI Loss: <b>132</b>	RECORD	PCT. RANK	GAMES	SCHEDULE	OF SCHEDULE	RPI	RPI	RPI	RPI
DIV. I ONLY	10- 13	208	5- 5	225	212	216	216	17	17
DIV. I NON-CONF.	5- 8	209	0- 1	245	262	230	230	15	15
TOTALS	RPI 1-25	RPI 26-50	W-L RECORDS	RPI 51-100	RPI 101-150	RPI 150+			
10- 13	0- 0	0- 1	OVERALL	0- 3	1- 6	9- 3			
5- 5	0- 0	0- 0	HOME	0- 2	1- 2	4- 1			
5- 8	0- 0	0- 0	AWAY	0- 0	0- 2	5- 0			
0- 0	0- 0	0- 0	NEUTRAL	0- 0	0- 0	0- 0			
5- 8	0- 0	0- 1	NON-CONFERENCE	0- 1	0- 3	5- 3			
3- 2	0- 0	0- 0	HOME	0- 1	0- 0	3- 1			
2- 6	0- 0	0- 1	AWAY	0- 0	0- 3	2- 2			
0- 0	0- 0	0- 0	NEUTRAL	0- 0	0- 0	0- 0			
5- 5	0- 0	0- 0	CONFERENCE	0- 2	1- 3	4- 0			
2- 3	0- 0	0- 0	HOME	0- 1	1- 2	1- 0			
3- 2	0- 0	0- 0	AWAY	0- 1	0- 1	3- 0			
0- 0	0- 0	0- 0	NEUTRAL	0- 0	0- 0	0- 0			

RPI 1-25			RPI 26-50			RPI 51-100			RPI 101+ Team's RPI: 216						
RPI	S	Opponent	Score	RPI	S	Opponent	Score	RPI	S	Opponent	Score				
				26	A	Georgia	39 77	63	A	Chattanooga	46 61				
								63	H	Chattanooga	50 56				
								90	H	Elon	55 65				
										103	A	VCU	45 67		
										110	A	Virginia Tech	30 59		
										120	H	Mercer	50 61		
										122	A	UNC Asheville	71 84		
										123	H	Samford	45 58		
										140	A	ETSU	64 68		
										140	H	ETSU	81 77		
										154	H	Davidson	51 69		
										206	A	USC Upstate	75 63		
										208	A	Richmond	69 62		
										241	H	Clemson	70 49		
										257	A	Appalachian St.	78 92		
										289	A	UNCG	75 59		
										303	A	Western Caro.	83 76		
										307	A	Wofford	70 61		
										307	H	Wofford	70 64		
										308	H	South Carolina St.	59 46		
										313	H	Winthrop	71 52		
										349	A	N.C. Central	61 66		
LAST 12 Division I GAMES:															
				307	H	Wofford	70 64					303	A	Western Caro.	83 76
				140	A	ETSU	64 68					307	A	Wofford	70 61
				63	A	Chattanooga	46 61					63	H	Chattanooga	50 56
				120	H	Mercer	50 61					140	H	ETSU	81 77
				123	H	Samford	45 58					349	A	N.C. Central	61 66
				289	A	UNCG	75 59					110	A	Virginia Tech	30 59

Non-Div I Games: Converse 89 52 North Greenville 69 39

Furman

## Ga. Southern

Through Games Of Feb. 16, 2016

Average RPI Win:	262	WON-LOST	WINNING	LAST 10	STRENGTH OF	OPP. STRENGTH	TEAM	ADJ.	CONF.	ADJ CONF.
Average RPI Loss:	175	RECORD	PCT. RANK	GAMES	SCHEDULE	OF SCHEDULE	RPI	RPI	RPI	RPI
DIV. I ONLY	7- 16	274	3- 7	238	267	277	277	16	16	
DIV. I NON-CONF.	3- 6	234	0- 0	230	346	273	273	14	14	
TOTALS	RPI 1-25	RPI 26-50	W-L RECORDS	RPI 51-100	RPI 101-150	RPI 150+				
7- 16	0- 0	0- 2	OVERALL	0- 0	0- 5	7- 9				
4- 6	0- 0	0- 0	HOME	0- 0	0- 2	4- 4				
3- 9	0- 0	0- 2	AWAY	0- 0	0- 3	3- 4				
0- 1	0- 0	0- 0	NEUTRAL	0- 0	0- 0	0- 1				
3- 6	0- 0	0- 1	NON-CONFERENCE	0- 0	0- 1	3- 4				
2- 2	0- 0	0- 0	HOME	0- 0	0- 0	2- 2				
1- 3	0- 0	0- 1	AWAY	0- 0	0- 1	1- 1				
0- 1	0- 0	0- 0	NEUTRAL	0- 0	0- 0	0- 1				
4- 10	0- 0	0- 1	CONFERENCE	0- 0	0- 4	4- 5				
2- 4	0- 0	0- 0	HOME	0- 0	0- 2	2- 2				
2- 6	0- 0	0- 1	AWAY	0- 0	0- 2	2- 3				
0- 0	0- 0	0- 0	NEUTRAL	0- 0	0- 0	0- 0				

RPI 1-25			RPI 26-50			RPI 51-100			RPI 101+ Team's RPI: 277		
RPI	S	Opponent	Score	RPI	S	Opponent	Score	RPI	S	Opponent	Score
				26	A	Georgia	28 75	120	A	Mercer	50 62
				43	A	Arkansas St.	54 77	135	A	Little Rock	36 69
								144	A	UT Arlington	31 70
								144	H	UT Arlington	41 53
								148	H	La.-Lafayette	39 56
								181	A	Stetson	57 79
								187	A	Troy	68 84
								187	H	Troy	66 81
								197	H	Robert Morris	49 64
								199	A	South Ala.	45 48
								199	H	South Ala.	57 43
								212	A	Texas St.	56 61
								212	H	Texas St.	78 64
								257	A	Appalachian St.	65 50
								259	N	Bethune-Cookman	49 65
								271	A	Georgia St.	61 50
								281	H	Jacksonville St.	60 56
								285	H	La.-Monroe	49 50
								301	A	Savannah St.	64 48
								316	H	Charleston So.	64 51
								335	H	Lipscomb	55 66
LAST 12 Division I GAMES:											
199	A	South Ala.	45 48	257	A	Appalachian St.	65 50				
187	A	Troy	68 84	271	A	Georgia St.	61 50				
212	H	Texas St.	78 64	285	H	La.-Monroe	49 50				
144	H	UT Arlington	41 53	148	H	La.-Lafayette	39 56				
43	A	Arkansas St.	54 77	187	H	Troy	66 81				
135	A	Little Rock	36 69	199	H	South Ala.	57 43				

Non-Div I Games:

Ga. Southern

■ Loss, 
 ■ Non-Conf, 
 ■ S Site, 
 ■ Home 
 ■ A Away 
 N Neutral

Average RPI Win:	242	WON-LOST	WINNING	LAST 10	STRENGTH OF	OPP. STRENGTH	TEAM	ADJ.	CONF.	ADJ CONF.
Average RPI Loss:	185	RECORD	PCT. RANK	GAMES	SCHEDULE	OF SCHEDULE	RPI	RPI	RPI	RPI
DIV. I ONLY	15- 9	99	7- 3	308	237	198	198	26	26	
DIV. I NON-CONF.	4- 4	160	0- 0	313	90	264	264	29	29	
TOTALS	RPI 1-25	RPI 26-50	W-L RECORDS	RPI 51-100	RPI 101-150	RPI 150+				
15- 9	0- 0	0- 0	OVERALL	2- 1	1- 2	12- 6				
11- 2	0- 0	0- 0	HOME	1- 0	0- 0	10- 2				
4- 4	0- 0	0- 0	AWAY	1- 1	1- 0	2- 3				
0- 3	0- 0	0- 0	NEUTRAL	0- 0	0- 2	0- 1				
4- 4	0- 0	0- 0	NON-CONFERENCE	1- 0	0- 2	3- 2				
3- 1	0- 0	0- 0	HOME	0- 0	0- 0	3- 1				
1- 0	0- 0	0- 0	AWAY	1- 0	0- 0	0- 0				
0- 3	0- 0	0- 0	NEUTRAL	0- 0	0- 2	0- 1				
11- 5	0- 0	0- 0	CONFERENCE	1- 1	1- 0	9- 4				
8- 1	0- 0	0- 0	HOME	1- 0	0- 0	7- 1				
3- 4	0- 0	0- 0	AWAY	0- 1	1- 0	2- 3				
0- 0	0- 0	0- 0	NEUTRAL	0- 0	0- 0	0- 0				

RPI 1-25				RPI 26-50				RPI 51-100				RPI 101+ Team's RPI: 198			
RPI	S	Opponent	Score	RPI	S	Opponent	Score	RPI	S	Opponent	Score	RPI	S	Opponent	Score
								98	A	Liberty	51 73	112	N	Arizona	60 79
								98	H	Liberty	61 57	117	N	Western Mich.	44 71
								100	A	North Carolina	66 65	122	A	UNC Asheville	58 56
												157	H	Pacific	77 84
												159	N	SMU	61 69
												194	A	Radford	51 54
												194	H	Radford	54 50
												222	A	Presbyterian	53 60
												222	H	Presbyterian	51 40
												244	A	High Point	79 72
												244	H	High Point	82 70
												280	A	Campbell	70 35
												280	H	Campbell	68 56
												289	H	UNCG	59 57
												297	H	Coastal Caro.	56 59
												299	H	Kennesaw St.	70 56
												307	H	Wofford	64 61
												313	A	Winthrop	62 81
												313	H	Winthrop	70 52
												316	H	Charleston So.	63 55
												324	H	Longwood	67 42
LAST 12 Division I GAMES:															
				222	H	Presbyterian	51 40					98	A	Liberty	51 73
				244	A	High Point	79 72					194	H	Radford	54 50
				194	A	Radford	51 54					324	H	Longwood	67 42
				313	H	Winthrop	70 52					122	A	UNC Asheville	58 56
				280	H	Campbell	68 56					316	H	Charleston So.	63 55
				222	A	Presbyterian	53 60					244	H	High Point	82 70

Non-Div I Games: Montreat 84 49 Bluefield Col. 64 51

Gardner-Webb

Loss, Non-Conf, S Site, H Home A Away N Neutral

## George Mason

Through Games Of Feb. 16, 2016

Average RPI Win:	202	WON-LOST	WINNING	LAST 10	STRENGTH OF	OPP. STRENGTH	TEAM	ADJ.	CONF.	ADJ CONF.
Average RPI Loss:	92	RECORD	PCT. RANK	GAMES	SCHEDULE	OF SCHEDULE	RPI	RPI	RPI	RPI
DIV. I ONLY	11- 15	221	4- 6	109	90	164	164	7	7	
DIV. I NON-CONF.	5- 8	209	0- 0	243	105	228	228	8	8	
TOTALS	RPI 1-25	RPI 26-50	W-L RECORDS	RPI 51-100	RPI 101-150	RPI 150+				
11- 15	0- 1	0- 4	OVERALL	2- 4	1- 2	8- 4				
7- 3	0- 1	0- 0	HOME	1- 2	1- 0	5- 0				
2- 11	0- 0	0- 3	AWAY	1- 2	0- 2	1- 4				
2- 1	0- 0	0- 1	NEUTRAL	0- 0	0- 0	2- 0				
5- 8	0- 0	0- 2	NON-CONFERENCE	0- 2	0- 2	5- 2				
3- 1	0- 0	0- 0	HOME	0- 1	0- 0	3- 0				
0- 6	0- 0	0- 1	AWAY	0- 1	0- 2	0- 2				
2- 1	0- 0	0- 1	NEUTRAL	0- 0	0- 0	2- 0				
6- 7	0- 1	0- 2	CONFERENCE	2- 2	1- 0	3- 2				
4- 2	0- 1	0- 0	HOME	1- 1	1- 0	2- 0				
2- 5	0- 0	0- 2	AWAY	1- 1	0- 0	1- 2				
0- 0	0- 0	0- 0	NEUTRAL	0- 0	0- 0	0- 0				

RPI 1-25				RPI 26-50				RPI 51-100				RPI 101+ Team's RPI: 164			
RPI	S	Opponent	Score	RPI	S	Opponent	Score	RPI	S	Opponent	Score	RPI	S	Opponent	Score
21	H	Duquesne	56 72	27	A	George Washington	68 82	52	A	Dayton	58 81	103	H	VCU	70 54
				40	A	St. Bonaventure	55 70	70	A	Utah	62 74	110	A	Virginia Tech	63 80
				49	A	Auburn	59 88	74	A	Saint Louis	73 63	112	A	Arizona	60 68
				50	N	Western Ky.	58 84	74	H	Saint Louis	50 61	154	A	Davidson	63 68
								85	H	Georgetown	57 63	165	A	Fordham	54 66
								87	H	Saint Joseph's	55 41	173	H	Delaware	90 83
												180	A	UNLV	59 67
												183	N	Tulsa	64 63
												191	A	Rhode Island	68 65
												194	A	Radford	63 66
												240	H	Massachusetts	64 59
												267	N	Pepperdine	71 63
												282	H	La Salle	79 70
												284	H	Towson	88 76
												343	H	Air Force	69 52
LAST 12 Division I GAMES:															
191	A	Rhode Island	68 65	27	A	George Washington	68 82								
52	A	Dayton	58 81	103	H	VCU	70 54								
87	H	Saint Joseph's	55 41	40	A	St. Bonaventure	55 70								
154	A	Davidson	63 68	165	A	Fordham	54 66								
240	H	Massachusetts	64 59	282	H	La Salle	79 70								
74	H	Saint Louis	50 61	21	H	Duquesne	56 72								

Non-Div I Games:

George Mason

■ Loss, 
 ■ Non-Conf, 
 ■ S Site, 
 ■ H Home 
 ■ A Away 
 N Neutral

Average RPI Win:	146	WON-LOST	WINNING	LAST 10	STRENGTH OF	OPP. STRENGTH	TEAM	ADJ.	CONF.	ADJ CONF.
Average RPI Loss:	81	RECORD	PCT. RANK	GAMES	SCHEDULE	OF SCHEDULE	RPI	RPI	RPI	RPI
DIV. I ONLY	21- 4	20	9- 1	92	68	27	27	7	7	
DIV. I NON-CONF.	10- 3	61	0- 0	92	50	47	47	8	8	
TOTALS	RPI 1-25	RPI 26-50	W-L RECORDS	RPI 51-100	RPI 101-150	RPI 150+				
21- 4	1- 1	0- 0	OVERALL	6- 2	3- 0	11- 1				
11- 1	0- 0	0- 0	HOME	3- 1	1- 0	7- 0				
8- 2	1- 1	0- 0	AWAY	2- 0	2- 0	3- 1				
2- 1	0- 0	0- 0	NEUTRAL	1- 1	0- 0	1- 0				
10- 3	0- 1	0- 0	NON-CONFERENCE	2- 2	3- 0	5- 0				
5- 1	0- 0	0- 0	HOME	1- 1	1- 0	3- 0				
3- 1	0- 1	0- 0	AWAY	0- 0	2- 0	1- 0				
2- 1	0- 0	0- 0	NEUTRAL	1- 1	0- 0	1- 0				
11- 1	1- 0	0- 0	CONFERENCE	4- 0	0- 0	6- 1				
6- 0	0- 0	0- 0	HOME	2- 0	0- 0	4- 0				
5- 1	1- 0	0- 0	AWAY	2- 0	0- 0	2- 1				
0- 0	0- 0	0- 0	NEUTRAL	0- 0	0- 0	0- 0				

RPI 1-25				RPI 26-50		Team's RPI: 27		RPI 51-100				RPI 101+			
RPI	S	Opponent	Score	RPI	S	Opponent	Score	RPI	S	Opponent	Score	RPI	S	Opponent	Score
6	A	Stanford	63 84					52	A	Dayton	62 61	109	A	Memphis	68 62
21	A	Duquesne	70 52					52	H	Dayton	72 62	111	H	Iona	70 65
								54	H	Villanova	78 70	149	A	Fresno St.	61 53
								57	N	Iowa	81 77	154	A	Davidson	79 60
								60	H	FGCU	60 64	163	A	Illinois	70 57
								74	H	Saint Louis	89 80	164	H	George Mason	82 68
								87	A	Saint Joseph's	70 45	165	A	Fordham	69 76
								93	N	Wright St.	71 77	185	H	Grambling	85 58
												191	H	Rhode Island	68 52
												204	H	Hartford	82 51
												208	A	Richmond	62 47
												240	H	Massachusetts	67 50
												248	H	American	78 48
												261	N	Houston	82 78
												282	H	La Salle	83 59
LAST 12 Division I GAMES:															
				52	H	Dayton	72 62					240	H	Massachusetts	67 50
				208	A	Richmond	62 47					21	A	Duquesne	70 52
				165	A	Fordham	69 76					282	H	La Salle	83 59
				74	H	Saint Louis	89 80					52	A	Dayton	62 61
				154	A	Davidson	79 60					191	H	Rhode Island	68 52
				164	H	George Mason	82 68					87	A	Saint Joseph's	70 45

Non-Div I Games:

George Washington

■ Loss, 
 ■ Non-Conf, S Site, 
 ■ Home 
 ■ Away 
 N Neutral



Average RPI Win:	174	WON-LOST	WINNING	LAST 10	STRENGTH OF	OPP. STRENGTH	TEAM	ADJ.	CONF.	ADJ CONF.
Average RPI Loss:	79	RECORD	PCT. RANK	GAMES	SCHEDULE	OF SCHEDULE	RPI	RPI	RPI	RPI
DIV. I ONLY	14- 11	138	5- 5	87	81	85	85	6	6	
DIV. I NON-CONF.	7- 3	91	0- 0	160	277	79	79	6	6	
TOTALS	RPI 1-25	RPI 26-50	W-L RECORDS	RPI 51-100	RPI 101-150	RPI 150+				
14- 11	0- 2	1- 4	OVERALL	2- 1	4- 3	7- 1				
6- 3	0- 1	0- 2	HOME	1- 0	2- 0	3- 0				
6- 8	0- 1	1- 2	AWAY	1- 1	1- 3	3- 1				
2- 0	0- 0	0- 0	NEUTRAL	0- 0	1- 0	1- 0				
7- 3	0- 0	0- 1	NON-CONFERENCE	0- 0	2- 2	5- 0				
3- 0	0- 0	0- 0	HOME	0- 0	1- 0	2- 0				
2- 3	0- 0	0- 1	AWAY	0- 0	0- 2	2- 0				
2- 0	0- 0	0- 0	NEUTRAL	0- 0	1- 0	1- 0				
7- 8	0- 2	1- 3	CONFERENCE	2- 1	2- 1	2- 1				
3- 3	0- 1	0- 2	HOME	1- 0	1- 0	1- 0				
4- 5	0- 1	1- 1	AWAY	1- 1	1- 1	1- 1				
0- 0	0- 0	0- 0	NEUTRAL	0- 0	0- 0	0- 0				

RPI 1-25				RPI 26-50				RPI 51-100				RPI 101+			
RPI	S	Opponent	Score	RPI	S	Opponent	Score	RPI	S	Opponent	Score	RPI	S	Opponent	Score
20	A	DePaul	53 75	34	A	Seton Hall	73 65	54	A	Villanova	57 51	107	N	Quinnipiac	80 68
20	H	DePaul	66 80	34	H	Seton Hall	75 83	82	A	Marquette	72 87	109	A	Memphis	53 57
				40	A	St. Bonaventure	54 69	82	H	Marquette	75 72	110	H	Virginia Tech	73 56
				42	A	St. John's (NY)	55 63					136	A	Xavier	54 59
				42	H	St. John's (NY)	60 65					142	A	Creighton	57 44
												142	H	Creighton	69 57
												146	A	Alabama	66 78
												164	A	George Mason	63 57
												173	H	Delaware	61 50
												195	A	Butler	76 82
												255	A	Providence	82 51
												255	H	Providence	63 53
												284	H	Towson	82 46
												296	A	UMES	71 60
												340	N	St. Francis Brooklyn	74 52
LAST 12 Division I GAMES:															
42	A	St. John's (NY)	55 63	54	A	Villanova	57 51								
34	A	Seton Hall	73 65	34	H	Seton Hall	75 83								
20	H	DePaul	66 80	42	H	St. John's (NY)	60 65								
82	H	Marquette	75 72	82	A	Marquette	72 87								
142	A	Creighton	57 44	20	A	DePaul	53 75								
255	A	Providence	82 51	255	H	Providence	63 53								

Non-Div I Games:

Georgetown

■ Loss, 
 ■ Non-Conf, 
 ■ S Site, 
 ■ H Home 
 ■ A Away 
 N Neutral

Average RPI Win: <b>136</b>	WON-LOST	WINNING	LAST 10	STRENGTH OF	OPP. STRENGTH	TEAM	ADJ.	CONF.	ADJ CONF.
Average RPI Loss: <b>61</b>	RECORD	PCT. RANK	GAMES	SCHEDULE	OF SCHEDULE	RPI	RPI	RPI	RPI
DIV. I ONLY	19- 6	42	6- 0	39	63	26	26	2	2
DIV. I NON-CONF.	12- 1	9	1- 0	94	155	14	14	2	2
TOTALS	RPI 1-25	RPI 26-50	W-L RECORDS	RPI 51-100	RPI 101-150	RPI 150+			
19- 6	3- 2	3- 2	OVERALL	3- 0	2- 2	8- 0			
12- 3	1- 1	2- 1	HOME	1- 0	1- 1	7- 0			
6- 3	1- 1	1- 1	AWAY	2- 0	1- 1	1- 0			
1- 0	1- 0	0- 0	NEUTRAL	0- 0	0- 0	0- 0			
12- 1	1- 0	1- 1	NON-CONFERENCE	2- 0	1- 0	7- 0			
9- 0	0- 0	1- 0	HOME	1- 0	1- 0	6- 0			
2- 1	0- 0	0- 1	AWAY	1- 0	0- 0	1- 0			
1- 0	1- 0	0- 0	NEUTRAL	0- 0	0- 0	0- 0			
7- 5	2- 2	2- 1	CONFERENCE	1- 0	1- 2	1- 0			
3- 3	1- 1	1- 1	HOME	0- 0	0- 1	1- 0			
4- 2	1- 1	1- 0	AWAY	1- 0	1- 1	0- 0			
0- 0	0- 0	0- 0	NEUTRAL	0- 0	0- 0	0- 0			

RPI 1-25				RPI 26-50				Team's RPI: 26				RPI 51-100				RPI 101+			
RPI	S	Opponent	Score	RPI	S	Opponent	Score	RPI	S	Opponent	Score	RPI	S	Opponent	Score	RPI	S	Opponent	Score
12	N	BYU	66 58	32	A	Michigan St.	45 66	75	A	Vanderbilt	64 58	120	H	Mercer	57 44				
14	A	Texas A&M	62 73	33	A	Missouri	65 50	84	H	Georgia Tech	78 66	125	A	LSU	58 47				
18	H	Kentucky	53 64	33	H	Missouri	48 54	93	A	Wright St.	63 57	125	H	LSU	46 53				
22	A	Florida	71 61	34	H	Seton Hall	70 52					146	A	Alabama	50 64				
25	H	Mississippi St.	47 43	49	H	Auburn	63 30					162	H	Ole Miss	70 56				
												181	H	Stetson	76 55				
												216	H	Furman	77 39				
												219	H	Cincinnati	60 42				
												275	H	Tennessee Tech	81 48				
												277	H	Ga. Southern	75 28				
												287	A	CSUN	83 58				
												299	H	Kennesaw St.	89 34				
LAST 12 Division I GAMES:																			
287	A	CSUN	83 58	125	H	LSU	46 53												
125	A	LSU	58 47	25	H	Mississippi St.	47 43												
162	H	Ole Miss	70 56	146	A	Alabama	50 64												
33	A	Missouri	65 50	22	A	Florida	71 61												
75	A	Vanderbilt	64 58	18	H	Kentucky	53 64												
49	H	Auburn	63 30	33	H	Missouri	48 54												

Non-Div I Games:

Georgia

■ Loss, 
■ Non-Conf, S Site, 
■ Home 
■ Away 
N Neutral

Average RPI Win:	253	WON-LOST	WINNING	LAST 10	STRENGTH OF	OPP. STRENGTH	TEAM	ADJ.	CONF.	ADJ CONF.
Average RPI Loss:	182	RECORD	PCT. RANK	GAMES	SCHEDULE	OF SCHEDULE	RPI	RPI	RPI	RPI
DIV. I ONLY	9- 14	238	3- 7	283	256	271	271	16	16	
DIV. I NON-CONF.	5- 4	138	0- 0	306	343	233	233	14	14	
TOTALS	RPI 1-25	RPI 26-50	W-L RECORDS	RPI 51-100	RPI 101-150	RPI 150+				
9- 14	0- 0	0- 1	OVERALL	0- 1	1- 4	8- 8				
4- 7	0- 0	0- 0	HOME	0- 1	0- 2	4- 4				
4- 7	0- 0	0- 1	AWAY	0- 0	1- 2	3- 4				
1- 0	0- 0	0- 0	NEUTRAL	0- 0	0- 0	1- 0				
5- 4	0- 0	0- 0	NON-CONFERENCE	0- 1	0- 1	5- 2				
2- 2	0- 0	0- 0	HOME	0- 1	0- 0	2- 1				
2- 2	0- 0	0- 0	AWAY	0- 0	0- 1	2- 1				
1- 0	0- 0	0- 0	NEUTRAL	0- 0	0- 0	1- 0				
4- 10	0- 0	0- 1	CONFERENCE	0- 0	1- 3	3- 6				
2- 5	0- 0	0- 0	HOME	0- 0	0- 2	2- 3				
2- 5	0- 0	0- 1	AWAY	0- 0	1- 1	1- 3				
0- 0	0- 0	0- 0	NEUTRAL	0- 0	0- 0	0- 0				

RPI 1-25			RPI 26-50			RPI 51-100			RPI 101+ Team's RPI: 271		
RPI	S	Opponent	Score	RPI	S	Opponent	Score	RPI	S	Opponent	Score
				43	A	Arkansas St.	54 75	94	H	Charlotte	71 83
								135	A	Little Rock	32 59
								144	A	UT Arlington	68 63
								144	H	UT Arlington	45 74
								146	A	Alabama	56 72
								148	H	La.-Lafayette	57 77
								181	A	Stetson	80 72
								187	A	Troy	78 89
								187	H	Troy	90 97
								199	A	South Ala.	45 83
								199	H	South Ala.	52 60
								212	A	Texas St.	71 80
								212	H	Texas St.	73 62
								257	A	Appalachian St.	80 75
								259	N	Bethune-Cookman	68 61
								275	A	Tennessee Tech	65 72
								277	H	Ga. Southern	50 61
								285	H	La.-Monroe	65 52
								299	A	Kennesaw St.	66 62
								300	H	Morehead St.	90 99
								317	H	North Florida	76 63
								326	H	Howard	65 58
LAST 12 Division I GAMES:											
187	A	Troy	78 89	257	A	Appalachian St.	80 75				
199	A	South Ala.	45 83	277	H	Ga. Southern	50 61				
144	H	UT Arlington	45 74	148	H	La.-Lafayette	57 77				
212	H	Texas St.	73 62	285	H	La.-Monroe	65 52				
135	A	Little Rock	32 59	199	H	South Ala.	52 60				
43	A	Arkansas St.	54 75	187	H	Troy	90 97				

Non-Div I Games:

Georgia St.

Average RPI Win:	201	WON-LOST	WINNING	LAST 10	STRENGTH OF	OPP. STRENGTH	TEAM	ADJ.	CONF.	ADJ CONF.
Average RPI Loss:	38	RECORD	PCT. RANK	GAMES	SCHEDULE	OF SCHEDULE	RPI	RPI	RPI	RPI
DIV. I ONLY	15- 11	126	5- 5	46	82	84	84	5	5	
DIV. I NON-CONF.	10- 3	61	0- 0	127	317	77	77	5	5	
TOTALS	RPI 1-25	RPI 26-50	W-L RECORDS	RPI 51-100	RPI 101-150	RPI 150+				
15- 11	0- 5	0- 4	OVERALL	1- 1	5- 1	9- 0				
11- 4	0- 2	0- 1	HOME	1- 1	3- 0	7- 0				
3- 6	0- 3	0- 3	AWAY	0- 0	2- 0	1- 0				
1- 1	0- 0	0- 0	NEUTRAL	0- 0	0- 1	1- 0				
10- 3	0- 0	0- 2	NON-CONFERENCE	0- 0	3- 1	7- 0				
8- 0	0- 0	0- 0	HOME	0- 0	2- 0	6- 0				
1- 2	0- 0	0- 2	AWAY	0- 0	1- 0	0- 0				
1- 1	0- 0	0- 0	NEUTRAL	0- 0	0- 1	1- 0				
5- 8	0- 5	0- 2	CONFERENCE	1- 1	2- 0	2- 0				
3- 4	0- 2	0- 1	HOME	1- 1	1- 0	1- 0				
2- 4	0- 3	0- 1	AWAY	0- 0	1- 0	1- 0				
0- 0	0- 0	0- 0	NEUTRAL	0- 0	0- 0	0- 0				

RPI	S	Opponent	Score	RPI	S	Opponent	Score	RPI	S	Opponent	Score	RPI	S	Opponent	Score
1	A	Notre Dame	76 85	26	A	Georgia	66 78	95	H	Virginia	67 78	110	A	Virginia Tech	51 34
1	H	Notre Dame	42 54	29	H	Miami (FL)	55 58	100	H	North Carolina	80 73	113	H	Boston College	62 56
13	A	Florida St.	69 75	46	A	North Carolina St.	57 65					116	A	IUPUI	60 50
16	H	Louisville	65 78	47	A	Indiana	60 69					121	N	UNI	58 61
19	A	Syracuse	52 71									123	H	Samford	66 55
												146	H	Alabama	70 58
												167	H	Loyola Chicago	84 77
												206	H	USC Upstate	87 46
												241	A	Clemson	76 63
												241	H	Clemson	77 48
												244	N	High Point	81 61
												279	H	Alabama St.	80 54
												291	H	Prairie View	96 48
												305	H	Southeastern La.	102 49
												340	H	St. Francis Brooklyn	89 51
LAST 12 Division I GAMES:															
241	H	Clemson	77 48	241	A	Clemson	76 63								
29	H	Miami (FL)	55 58	95	H	Virginia	67 78								
19	A	Syracuse	52 71	100	H	North Carolina	80 73								
110	A	Virginia Tech	51 34	13	A	Florida St.	69 75								
113	H	Boston College	62 56	46	A	North Carolina St.	57 65								
1	H	Notre Dame	42 54	16	H	Louisville	65 78								

Non-Div I Games:

Georgia Tech

■ Loss, 
 ■ Non-Conf, 
 ■ S Site, 
 ■ H Home 
 ■ A Away 
 N Neutral

Average RPI Win:	200	WON-LOST	WINNING	LAST 10	STRENGTH OF	OPP. STRENGTH	TEAM	ADJ.	CONF.	ADJ CONF.
Average RPI Loss:	58	RECORD	PCT. RANK	GAMES	SCHEDULE	OF SCHEDULE	RPI	RPI	RPI	RPI
DIV. I ONLY	17- 9	90	5- 5	135	86	97	97	8	8	
DIV. I NON-CONF.	8- 4	99	0- 0	114	78	109	109	9	9	
TOTALS	RPI 1-25	RPI 26-50	W-L RECORDS	RPI 51-100	RPI 101-150	RPI 150+				
17- 9	0- 2	1- 1	OVERALL	3- 6	0- 0	13- 0				
12- 3	0- 1	1- 1	HOME	2- 1	0- 0	9- 0				
5- 5	0- 1	0- 0	AWAY	1- 4	0- 0	4- 0				
0- 1	0- 0	0- 0	NEUTRAL	0- 1	0- 0	0- 0				
8- 4	0- 1	1- 1	NON-CONFERENCE	1- 2	0- 0	6- 0				
6- 2	0- 1	1- 1	HOME	0- 0	0- 0	5- 0				
2- 1	0- 0	0- 0	AWAY	1- 1	0- 0	1- 0				
0- 1	0- 0	0- 0	NEUTRAL	0- 1	0- 0	0- 0				
9- 5	0- 1	0- 0	CONFERENCE	2- 4	0- 0	7- 0				
6- 1	0- 0	0- 0	HOME	2- 1	0- 0	4- 0				
3- 4	0- 1	0- 0	AWAY	0- 3	0- 0	3- 0				
0- 0	0- 0	0- 0	NEUTRAL	0- 0	0- 0	0- 0				

RPI 1-25				RPI 26-50				RPI 51-100 Team's RPI: 97				RPI 101+			
RPI	S	Opponent	Score	RPI	S	Opponent	Score	RPI	S	Opponent	Score	RPI	S	Opponent	Score
6	H	Stanford	48 65	37	H	West Virginia	62 57	52	A	Dayton	57 47	157	H	Pacific	68 61
12	A	BYU	54 58	39	H	Southern California	56 60	55	A	Santa Clara	64 71	160	H	Montana St.	65 52
								55	H	Santa Clara	53 44	174	H	Eastern Wash.	78 56
								56	H	St. Mary's (CA)	68 69	228	H	Grand Canyon	70 44
								72	A	Washington St.	48 55	234	H	Wyoming	61 57
								83	A	San Diego	54 63	239	A	Loyola Marymount	66 59
								99	A	San Francisco	52 71	239	H	Loyola Marymount	83 68
								99	H	San Francisco	68 47	267	A	Pepperdine	74 57
								100	N	North Carolina	62 67	267	H	Pepperdine	56 39
												283	A	Portland	71 63
												283	H	Portland	86 51
												290	A	Colgate	80 50
												343	H	Air Force	88 35
LAST 12 Division I GAMES:															
283	H	Portland	86 51	56	H	St. Mary's (CA)	68 69								
267	H	Pepperdine	56 39	83	A	San Diego	54 63								
239	H	Loyola Marymount	83 68	12	A	BYU	54 58								
99	A	San Francisco	52 71	283	A	Portland	71 63								
55	A	Santa Clara	64 71	55	H	Santa Clara	53 44								
157	H	Pacific	68 61	99	H	San Francisco	68 47								

Non-Div I Games:

Gonzaga

## Grambling

Through Games Of Feb. 16, 2016

Average RPI Win:	292	WON-LOST	WINNING	LAST 10	STRENGTH OF	OPP. STRENGTH	TEAM	ADJ.	CONF.	ADJ CONF.
Average RPI Loss:	161	RECORD	PCT. RANK	GAMES	SCHEDULE	OF SCHEDULE	RPI	RPI	RPI	RPI
DIV. I ONLY	10- 12	201	7- 3	217	332	185	185	32	32	
DIV. I NON-CONF.	1- 8	320	0- 0	36	94	202	202	31	31	
TOTALS	RPI 1-25	RPI 26-50	W-L RECORDS	RPI 51-100	RPI 101-150	RPI 150+				
10- 12	0- 2	0- 1	OVERALL	0- 0	0- 3	10- 6				
4- 2	0- 0	0- 0	HOME	0- 0	0- 0	4- 2				
6- 10	0- 0	0- 0	AWAY	0- 0	0- 2	6- 2				
0- 0	0- 0	0- 0	NEUTRAL	0- 0	0- 0	0- 0				
1- 8	0- 2	0- 1	NON-CONFERENCE	0- 0	0- 3	1- 2				
0- 0	0- 0	0- 0	HOME	0- 0	0- 0	0- 0				
1- 8	0- 2	0- 1	AWAY	0- 0	0- 3	1- 2				
0- 0	0- 0	0- 0	NEUTRAL	0- 0	0- 0	0- 0				
9- 4	0- 0	0- 0	CONFERENCE	0- 0	0- 0	9- 4				
4- 2	0- 0	0- 0	HOME	0- 0	0- 0	4- 2				
5- 2	0- 0	0- 0	AWAY	0- 0	0- 0	5- 2				
0- 0	0- 0	0- 0	NEUTRAL	0- 0	0- 0	0- 0				

RPI 1-25				RPI 26-50				RPI 51-100				RPI 101+ Team's RPI: 185			
RPI	S	Opponent	Score	RPI	S	Opponent	Score	RPI	S	Opponent	Score	RPI	S	Opponent	Score
4	A	Baylor	42 96	27	A	George Washington	58 85					124	A	Northwestern St.	62 71
25	A	Mississippi St.	43 107									133	A	Texas Tech	55 70
												146	A	Alabama	57 72
												179	A	Southern U.	68 80
												179	H	Southern U.	65 52
												183	A	Tulsa	51 79
												217	A	William & Mary	55 74
												238	A	Texas Southern	49 46
												238	H	Texas Southern	50 62
												279	H	Alabama St.	89 69
												291	A	Prairie View	51 44
												291	H	Prairie View	69 66
												306	A	Jackson St.	79 58
												318	A	Alcorn	85 76
												318	H	Alcorn	66 70
												321	A	Nicholls St.	69 65
												339	A	Ark.-Pine Bluff	68 83
												345	H	Alabama A&M	75 56
												348	A	Mississippi Val.	65 52
LAST 12 Division I GAMES:															
238	A	Texas Southern	49 46	306	A	Jackson St.	79 58								
291	A	Prairie View	51 44	238	H	Texas Southern	50 62								
318	H	Alcorn	66 70	291	H	Prairie View	69 66								
179	H	Southern U.	65 52	318	A	Alcorn	85 76								
348	A	Mississippi Val.	65 52	179	A	Southern U.	68 80								
339	A	Ark.-Pine Bluff	68 83	279	H	Alabama St.	89 69								

Non-Div I Games: Southern-N.O. 73 61 LSU-Alexandria 106 50

Grambling

Loss, Non-Conf, S Site, H Home A Away N Neutral

## Grand Canyon

Through Games Of Feb. 16, 2016

Average RPI Win: <b>260</b>	WON-LOST	WINNING	LAST 10	STRENGTH OF	OPP. STRENGTH	TEAM	ADJ.	CONF.	ADJ CONF.
Average RPI Loss: <b>143</b>	RECORD	PCT. RANK	GAMES	SCHEDULE	OF SCHEDULE	RPI	RPI	RPI	RPI
DIV. I ONLY	10- 13	208	5- 5	220	251	228	228	25	25
DIV. I NON-CONF.	5- 8	209	0- 1	223	186	224	224	25	25
TOTALS	RPI 1-25	RPI 26-50	W-L RECORDS	RPI 51-100	RPI 101-150	RPI 150+			
10- 13	0- 0	0- 2	OVERALL	0- 3	1- 3	9- 5			
4- 6	0- 0	0- 0	HOME	0- 1	1- 2	3- 3			
6- 3	0- 0	0- 0	AWAY	0- 0	0- 0	6- 0			
0- 4	0- 0	0- 2	NEUTRAL	0- 1	0- 0	0- 1			
5- 8	0- 0	0- 2	NON-CONFERENCE	0- 3	1- 1	4- 2			
2- 3	0- 0	0- 0	HOME	0- 1	1- 1	1- 1			
3- 1	0- 0	0- 0	AWAY	0- 1	0- 0	3- 0			
0- 4	0- 0	0- 2	NEUTRAL	0- 1	0- 0	0- 1			
5- 5	0- 0	0- 0	CONFERENCE	0- 0	0- 2	5- 3			
2- 3	0- 0	0- 0	HOME	0- 0	0- 1	2- 2			
3- 2	0- 0	0- 0	AWAY	0- 0	0- 1	3- 1			
0- 0	0- 0	0- 0	NEUTRAL	0- 0	0- 0	0- 0			

RPI S	Opponent	Score	RPI S	Opponent	Score	RPI S	Opponent	Score	RPI S	Opponent	Score	Team's RPI: 228
37 N	West Virginia	50 <b>68</b>	61 N	Abilene Christian	71 <b>75</b>	101 A	New Mexico St.	58 <b>60</b>				
39 N	Southern California	44 <b>75</b>	67 H	UC Riverside	67 <b>85</b>	101 H	New Mexico St.	44 <b>64</b>				
			97 A	Gonzaga	44 <b>70</b>	127 H	Hawaii	41 <b>74</b>				
						138 H	Oral Roberts	66 64				
						169 H	Northern Colo.	69 59				
						199 H	South Ala.	56 <b>59</b>				
						209 A	UTRGV	28 <b>52</b>				
						209 H	UTRGV	66 <b>68</b>				
						221 A	Utah Valley	61 53				
						246 A	CSU Bakersfield	61 51				
						254 A	Seattle	67 54				
						254 H	Seattle	60 53				
						298 H	UMKC	57 <b>63</b>				
						309 A	North Dakota St.	76 67				
						311 N	Fairleigh Dickinson	68 <b>74</b>				
						332 A	UC Irvine	58 53				
						334 H	Chicago St.	74 36				
						343 A	Air Force	73 39				
LAST 12 Division I GAMES:												
254 H	Seattle	60 53	334 H	Chicago St.	74 36							
209 H	UTRGV	66 <b>68</b>	221 A	Utah Valley	61 53							
101 H	New Mexico St.	44 <b>64</b>	101 A	New Mexico St.	58 <b>60</b>							
254 A	Seattle	67 54	209 A	UTRGV	28 <b>52</b>							
246 A	CSU Bakersfield	61 51	67 H	UC Riverside	67 <b>85</b>							
298 H	UMKC	57 <b>63</b>	169 H	Northern Colo.	69 59							

Non-Div I Games: Western St. 77 40 San Diego Christian 60 40 Arizona Christian 87 54

Grand Canyon

Loss, Non-Conf, S Site, H Home A Away N Neutral

Average RPI Win:	148	WON-LOST	WINNING	LAST 10	STRENGTH OF	OPP. STRENGTH	TEAM	ADJ.	CONF.	ADJ CONF.
Average RPI Loss:	114	RECORD	PCT. RANK	GAMES	SCHEDULE	OF SCHEDULE	RPI	RPI	RPI	RPI
DIV. I ONLY	21- 3	12	9- 1	75	97	23	23	14	14	
DIV. I NON-CONF.	10- 2	33	0- 0	41	17	16	16	16	16	
TOTALS	RPI 1-25	RPI 26-50	W-L RECORDS	RPI 51-100	RPI 101-150	RPI 150+				
21- 3	0- 0	0- 1	OVERALL	6- 1	4- 0	11- 1				
12- 1	0- 0	0- 0	HOME	4- 0	2- 0	6- 1				
8- 0	0- 0	0- 0	AWAY	1- 0	2- 0	5- 0				
1- 2	0- 0	0- 1	NEUTRAL	1- 1	0- 0	0- 0				
10- 2	0- 0	0- 1	NON-CONFERENCE	5- 1	2- 0	3- 0				
6- 0	0- 0	0- 0	HOME	4- 0	1- 0	1- 0				
3- 0	0- 0	0- 0	AWAY	0- 0	1- 0	2- 0				
1- 2	0- 0	0- 1	NEUTRAL	1- 1	0- 0	0- 0				
11- 1	0- 0	0- 0	CONFERENCE	1- 0	2- 0	8- 1				
6- 1	0- 0	0- 0	HOME	0- 0	1- 0	5- 1				
5- 0	0- 0	0- 0	AWAY	1- 0	1- 0	3- 0				
0- 0	0- 0	0- 0	NEUTRAL	0- 0	0- 0	0- 0				

RPI S	Opponent	Score	RPI S	Opponent	Score	RPI S	Opponent	Score	RPI S	Opponent	Score
41 N	Rutgers	43 54	52 H	Dayton	68 52	104 H	Belmont	66 62			
			62 H	South Dakota St.	58 57	105 A	Youngstown St.	68 60			
			75 H	Vanderbilt	58 56	105 H	Youngstown St.	69 35			
			80 N	Tulane	79 58	108 A	Drake	86 61			
			82 H	Marquette	75 55	153 A	Wisconsin	72 58			
			93 A	Wright St.	63 58	155 A	Northern Ky.	81 73			
			95 N	Virginia	59 68	167 H	Loyola Chicago	65 51			
						177 H	Detroit	58 36			
						184 A	Milwaukee	63 42			
						184 H	Milwaukee	69 46			
						195 A	Butler	55 46			
						205 H	Oakland	56 58			
						211 H	Ill.-Chicago	64 22			
						230 H	Valparaiso	81 42			
						294 A	Cleveland St.	66 45			
						294 H	Cleveland St.	71 53			
LAST 12 Division I GAMES:											
294 H	Cleveland St.	71 53	155 A	Northern Ky.	81 73						
105 H	Youngstown St.	69 35	211 H	Ill.-Chicago	64 22						
184 H	Milwaukee	69 46	230 H	Valparaiso	81 42						
177 H	Detroit	58 36	105 A	Youngstown St.	68 60						
205 H	Oakland	56 58	294 A	Cleveland St.	66 45						
93 A	Wright St.	63 58	184 A	Milwaukee	63 42						

Non-Div I Games:

Green Bay

■ Loss, 
 ■ Non-Conf, S Site, 
 ■ Home 
 ■ Away 
 N Neutral



Average RPI Win: <b>260</b>	WON-LOST	WINNING	LAST 10	STRENGTH OF	OPP. STRENGTH	TEAM	ADJ.	CONF.	ADJ CONF.
Average RPI Loss: <b>112</b>	RECORD	PCT. RANK	GAMES	SCHEDULE	OF SCHEDULE	RPI	RPI	RPI	RPI
DIV. I ONLY	<b>11- 13</b>	<b>193</b>	<b>8- 2</b>	<b>96</b>	<b>254</b>	<b>156</b>	<b>156</b>	<b>31</b>	<b>31</b>
DIV. I NON-CONF.	<b>2- 11</b>	<b>306</b>	<b>0- 2</b>	<b>5</b>	<b>64</b>	<b>147</b>	<b>147</b>	<b>30</b>	<b>30</b>
TOTALS	RPI 1-25	RPI 26-50	W-L RECORDS	RPI 51-100	RPI 101-150	RPI 150+			
11- 13	0- 2	0- 3	OVERALL	0- 3	1- 1	10- 4			
5- 4	0- 0	0- 1	HOME	0- 1	0- 0	5- 2			
4- 9	0- 2	0- 2	AWAY	0- 2	0- 1	4- 2			
2- 0	0- 0	0- 0	NEUTRAL	0- 0	1- 0	1- 0			
2- 11	0- 2	0- 3	NON-CONFERENCE	0- 3	1- 1	1- 2			
0- 3	0- 0	0- 1	HOME	0- 1	0- 0	0- 1			
0- 8	0- 2	0- 2	AWAY	0- 2	0- 1	0- 1			
2- 0	0- 0	0- 0	NEUTRAL	0- 0	1- 0	1- 0			
9- 2	0- 0	0- 0	CONFERENCE	0- 0	0- 0	9- 2			
5- 1	0- 0	0- 0	HOME	0- 0	0- 0	5- 1			
4- 1	0- 0	0- 0	AWAY	0- 0	0- 0	4- 1			
0- 0	0- 0	0- 0	NEUTRAL	0- 0	0- 0	0- 0			

RPI 1-25				RPI 26-50				RPI 51-100				RPI 101+ Team's RPI: 156			
RPI	S	Opponent	Score	RPI	S	Opponent	Score	RPI	S	Opponent	Score	RPI	S	Opponent	Score
3	A	South Carolina	48 <b>86</b>	31	A	UTEP	54 <b>78</b>	58	A	Oregon	51 <b>86</b>	102	A	Iowa St.	59 <b>95</b>
8	A	Texas	52 <b>79</b>	35	H	James Madison	56 <b>68</b>	72	A	Washington St.	61 <b>68</b>	114	N	Wake Forest	47 42
				38	A	Princeton	55 <b>79</b>	89	H	Drexel	36 <b>57</b>	181	A	Stetson	59 <b>68</b>
LAST 12 Division I GAMES:															
				225	H	Morgan St.	60 47	349	A	N.C. Central	76 42	191	N	Rhode Island	59 54
				326	A	Howard	77 <b>83</b>	249	A	N.C. A&T	55 52	214	H	Lehigh	56 <b>63</b>
				296	A	UMES	76 55	293	H	Florida A&M	59 <b>66</b>	225	A	Morgan St.	65 51
				346	H	Norfolk St.	73 62	259	H	Bethune-Cookman	60 45	225	H	Morgan St.	60 47
				308	H	South Carolina St.	63 50	38	A	Princeton	55 <b>79</b>	249	A	N.C. A&T	55 52
				301	H	Savannah St.	65 53	181	A	Stetson	59 <b>68</b>	259	H	Bethune-Cookman	60 45
												293	H	Florida A&M	59 <b>66</b>
												296	A	UMES	76 55
												301	H	Savannah St.	65 53
												308	H	South Carolina St.	63 50
												326	A	Howard	77 <b>83</b>
												346	H	Norfolk St.	73 62
												349	A	N.C. Central	76 42

Non-Div I Games:

Hampton

■ Loss, 
■ Non-Conf, S Site, 
■ Home 
■ Away 
N Neutral

RPI 1-25				RPI 26-50				RPI 51-100				RPI 101+ Team's RPI: 204			
RPI	S	Opponent	Score	RPI	S	Opponent	Score	RPI	S	Opponent	Score	RPI	S	Opponent	Score
7	H	Arizona St.	29 60	27	A	George Washington	51 82	53	H	Albany (NY)	41 78	107	A	Quinnipiac	69 71
								60	A	FGCU	44 64	113	A	Boston College	28 62
								65	A	Michigan	47 83	139	A	Stony Brook	35 58
								77	A	Maine	43 61	139	H	Stony Brook	42 45
												152	H	Cornell	53 50
												170	H	UMBC	65 57
												229	A	Binghamton	41 39
												229	H	Binghamton	47 53
												232	H	Dartmouth	36 43
												236	A	Sacred Heart	68 67
												240	A	Massachusetts	57 63
												242	H	New Hampshire	48 44
												255	A	Providence	50 69
												266	H	Central Conn. St.	49 41
												292	A	Vermont	51 47
												292	H	Vermont	52 50
												312	A	UMass Lowell	75 70
												312	H	UMass Lowell	72 59
												331	H	Lafayette	55 50
LAST 12 Division I GAMES:															
				292	H	Vermont	52 50					242	H	New Hampshire	48 44
				229	A	Binghamton	41 39					170	H	UMBC	65 57
				139	H	Stony Brook	42 45					139	A	Stony Brook	35 58
				312	A	UMass Lowell	75 70					292	A	Vermont	51 47
				53	H	Albany (NY)	41 78					229	H	Binghamton	47 53
				77	A	Maine	43 61					312	H	UMass Lowell	72 59

**Non-Div I Games:**

Average RPI Win:	202	WON-LOST	WINNING	LAST 10	STRENGTH OF	OPP. STRENGTH	TEAM	ADJ.	CONF.	ADJ CONF.
Average RPI Loss:	109	RECORD	PCT. RANK	GAMES	SCHEDULE	OF SCHEDULE	RPI	RPI	RPI	RPI
DIV. I ONLY	10- 11	190	6- 4	79	184	118	118	10	10	
DIV. I NON-CONF.	5- 8	209	1- 3	106	215	161	161	11	11	
TOTALS	RPI 1-25	RPI 26-50	W-L RECORDS	RPI 51-100	RPI 101-150	RPI 150+				
10- 11	0- 0	0- 3	OVERALL	0- 3	2- 2	8- 3				
2- 5	0- 0	0- 2	HOME	0- 1	0- 1	2- 1				
7- 6	0- 0	0- 1	AWAY	0- 2	1- 1	6- 2				
1- 0	0- 0	0- 0	NEUTRAL	0- 0	1- 0	0- 0				
5- 8	0- 0	0- 1	NON-CONFERENCE	0- 3	2- 2	3- 2				
2- 2	0- 0	0- 0	HOME	0- 1	0- 1	2- 0				
2- 6	0- 0	0- 1	AWAY	0- 2	1- 1	1- 2				
1- 0	0- 0	0- 0	NEUTRAL	0- 0	1- 0	0- 0				
5- 3	0- 0	0- 2	CONFERENCE	0- 0	0- 0	5- 1				
0- 3	0- 0	0- 2	HOME	0- 0	0- 0	0- 1				
5- 0	0- 0	0- 0	AWAY	0- 0	0- 0	5- 0				
0- 0	0- 0	0- 0	NEUTRAL	0- 0	0- 0	0- 0				

RPI S	Opponent	Score	RPI S	Opponent	Score	RPI S	Opponent	Score	RPI S	Opponent	Score	Team's RPI: 118
36	H Penn	48 68	36	H Penn	48 68	60	A FGCU	65 74	106	H Eastern Mich.	81 85	
38	H Princeton	83 92	38	H Princeton	83 92	63	A Chattanooga	58 62	115	N Toledo	76 70	
44	A South Fla.	59 86	44	A South Fla.	59 86	77	H Maine	53 64	123	A Samford	60 54	
									139	A Stony Brook	63 64	
									152	A Cornell	65 56	
									158	A Yale	72 69	
									191	A Rhode Island	52 56	
									193	A Brown	87 79	
									213	A Fairfield	50 67	
									220	A Columbia	69 66	
									232	A Dartmouth	56 43	
									232	H Dartmouth	64 70	
									240	H Massachusetts	67 65	
									243	A Rice	67 61	
									347	H Boston U.	73 55	
LAST 12 Division I GAMES:												
158	A Yale	72 69	232	H Dartmouth	64 70							
193	A Brown	87 79	232	A Dartmouth	56 43							
38	H Princeton	83 92	63	A Chattanooga	58 62							
36	H Penn	48 68	123	A Samford	60 54							
220	A Columbia	69 66	139	A Stony Brook	63 64							
152	A Cornell	65 56	213	A Fairfield	50 67							

Non-Div I Games:

Harvard

■ Loss, 
 ■ Non-Conf, S Site, 
 ■ Home 
 ■ Away 
 N Neutral

Average RPI Win:	244	WON-LOST	WINNING	LAST 10	STRENGTH OF	OPP. STRENGTH	TEAM	ADJ.	CONF.	ADJ CONF.
Average RPI Loss:	76	RECORD	PCT. RANK	GAMES	SCHEDULE	OF SCHEDULE	RPI	RPI	RPI	RPI
DIV. I ONLY	15- 9	99	7- 3	177	138	127	127	22	22	
DIV. I NON-CONF.	7- 6	156	0- 1	96	13	111	111	22	22	
TOTALS	RPI 1-25	RPI 26-50	W-L RECORDS	RPI 51-100	RPI 101-150	RPI 150+				
15- 9	0- 4	0- 1	OVERALL	0- 2	2- 0	13- 2				
6- 5	0- 2	0- 1	HOME	0- 2	1- 0	5- 0				
9- 2	0- 0	0- 0	AWAY	0- 0	1- 0	8- 2				
0- 2	0- 2	0- 0	NEUTRAL	0- 0	0- 0	0- 0				
7- 6	0- 4	0- 1	NON-CONFERENCE	0- 1	0- 0	7- 0				
2- 4	0- 2	0- 1	HOME	0- 1	0- 0	2- 0				
5- 0	0- 0	0- 0	AWAY	0- 0	0- 0	5- 0				
0- 2	0- 2	0- 0	NEUTRAL	0- 0	0- 0	0- 0				
8- 3	0- 0	0- 0	CONFERENCE	0- 1	2- 0	6- 2				
4- 1	0- 0	0- 0	HOME	0- 1	1- 0	3- 0				
4- 2	0- 0	0- 0	AWAY	0- 0	1- 0	3- 2				
0- 0	0- 0	0- 0	NEUTRAL	0- 0	0- 0	0- 0				

RPI S	Opponent	Score	RPI S	Opponent	Score	RPI S	Opponent	Score	RPI S	Opponent	Score	Team's RPI: 127
3	H South Carolina	51 67	36	H Penn	54 64	67	H UC Riverside	74 77	150	A Long Beach St.	67 55	
7	H Arizona St.	49 75				72	H Washington St.	52 62	150	H Long Beach St.	60 42	
12	N BYU	56 67							188	A Sacramento St.	74 72	
14	N Texas A&M	41 82							189	A UC Davis	58 60	
									190	A San Jose St.	76 73	
									200	A Cal Poly	64 58	
									228	A Grand Canyon	74 41	
									239	H Loyola Marymount	65 51	
									246	A CSU Bakersfield	65 55	
									246	H CSU Bakersfield	74 60	
									260	A UC Santa Barbara	63 62	
									272	A Northern Ariz.	61 52	
									287	A CSUN	60 63	
									287	H CSUN	77 50	
									332	A UC Irvine	83 65	
									332	H UC Irvine	59 35	
									337	H Cal St. Fullerton	62 53	
LAST 12 Division I GAMES:												
150	H Long Beach St.	60 42	332	A UC Irvine	83 65							
260	A UC Santa Barbara	63 62	67	H UC Riverside	74 77							
200	A Cal Poly	64 58	287	H CSUN	77 50							
332	H UC Irvine	59 35	189	A UC Davis	58 60							
337	H Cal St. Fullerton	62 53	150	A Long Beach St.	67 55							
287	A CSUN	60 63	36	H Penn	54 64							

Non-Div I Games:

Hawaii

■ Loss, 
■ Non-Conf, S Site, 
■ Home 
■ Away 
N Neutral

Average RPI Win:	269	WON-LOST	WINNING	LAST 10	STRENGTH OF	OPP. STRENGTH	TEAM	ADJ.	CONF.	ADJ CONF.
Average RPI Loss:	158	RECORD	PCT. RANK	GAMES	SCHEDULE	OF SCHEDULE	RPI	RPI	RPI	RPI
DIV. I ONLY	8- 15	255	6- 4	196	246	244	244	26	26	
DIV. I NON-CONF.	0- 8	338	0- 0	75	29	287	287	29	29	
TOTALS	RPI 1-25	RPI 26-50	W-L RECORDS	RPI 51-100	RPI 101-150	RPI 150+				
8- 15	0- 1	0- 1	OVERALL	0- 3	0- 3	8- 7				
4- 5	0- 0	0- 0	HOME	0- 0	0- 2	4- 3				
4- 8	0- 1	0- 1	AWAY	0- 2	0- 0	4- 4				
0- 2	0- 0	0- 0	NEUTRAL	0- 1	0- 1	0- 0				
0- 8	0- 1	0- 1	NON-CONFERENCE	0- 2	0- 2	0- 2				
0- 2	0- 0	0- 0	HOME	0- 0	0- 1	0- 1				
0- 4	0- 1	0- 1	AWAY	0- 1	0- 0	0- 1				
0- 2	0- 0	0- 0	NEUTRAL	0- 1	0- 1	0- 0				
8- 7	0- 0	0- 0	CONFERENCE	0- 1	0- 1	8- 5				
4- 3	0- 0	0- 0	HOME	0- 0	0- 1	4- 2				
4- 4	0- 0	0- 0	AWAY	0- 1	0- 0	4- 3				
0- 0	0- 0	0- 0	NEUTRAL	0- 0	0- 0	0- 0				

RPI 1-25				RPI 26-50				RPI 51-100				RPI 101+ Team's RPI: 244			
RPI	S	Opponent	Score	RPI	S	Opponent	Score	RPI	S	Opponent	Score	RPI	S	Opponent	Score
11	A	Maryland	50 105	46	A	North Carolina St.	48 89	84	N	Georgia Tech	61 81	103	H	VCU	39 69
								90	A	Elon	69 80	122	H	UNC Asheville	81 82
								98	A	Liberty	43 56	143	N	UAB	46 56
												154	H	Davidson	60 62
												194	A	Radford	56 54
												194	H	Radford	71 66
												198	A	Gardner-Webb	70 82
												198	H	Gardner-Webb	72 79
												222	A	Presbyterian	70 82
												222	H	Presbyterian	61 47
												280	A	Campbell	69 55
												289	A	UNCG	72 82
												297	A	Coastal Caro.	53 79
												297	H	Coastal Caro.	53 52
												313	A	Winthrop	74 67
												316	H	Charleston So.	62 64
												324	A	Longwood	89 70
												324	H	Longwood	79 68
LAST 12 Division I GAMES:															
324	A	Longwood	89 70	122	H	UNC Asheville	81 82								
198	H	Gardner-Webb	72 79	313	A	Winthrop	74 67								
297	A	Coastal Caro.	53 79	280	A	Campbell	69 55								
222	H	Presbyterian	61 47	297	H	Coastal Caro.	53 52								
98	A	Liberty	43 56	198	A	Gardner-Webb	70 82								
194	A	Radford	56 54	316	H	Charleston So.	62 64								

Non-Div I Games: Greensboro 82 49

High Point

■ Loss, 
 ■ Non-Conf, 
 ■ S Site, 
 ■ Home 
 ■ A Away 
 N Neutral

Average RPI Win: <b>210</b>	WON-LOST	WINNING	LAST 10	STRENGTH OF	OPP. STRENGTH	TEAM	ADJ.	CONF.	ADJ CONF.
Average RPI Loss: <b>83</b>	RECORD	PCT. RANK	GAMES	SCHEDULE	OF SCHEDULE	RPI	RPI	RPI	RPI
DIV. I ONLY	18- 6	47	7- 3	159	167	66	66	13	13
DIV. I NON-CONF.	9- 2	37	0- 0	214	206	68	68	12	12
TOTALS	RPI 1-25	RPI 26-50	W-L RECORDS	RPI 51-100	RPI 101-150	RPI 150+			
18- 6	0- 1	0- 2	OVERALL	2- 2	2- 0	14- 1			
9- 1	0- 0	0- 1	HOME	2- 0	2- 0	5- 0			
8- 4	0- 0	0- 1	AWAY	0- 2	0- 0	8- 1			
1- 1	0- 1	0- 0	NEUTRAL	0- 0	0- 0	1- 0			
9- 2	0- 1	0- 0	NON-CONFERENCE	1- 0	2- 0	6- 1			
4- 0	0- 0	0- 0	HOME	1- 0	2- 0	1- 0			
4- 1	0- 0	0- 0	AWAY	0- 0	0- 0	4- 1			
1- 1	0- 1	0- 0	NEUTRAL	0- 0	0- 0	1- 0			
9- 4	0- 0	0- 2	CONFERENCE	1- 2	0- 0	8- 0			
5- 1	0- 0	0- 1	HOME	1- 0	0- 0	4- 0			
4- 3	0- 0	0- 1	AWAY	0- 2	0- 0	4- 0			
0- 0	0- 0	0- 0	NEUTRAL	0- 0	0- 0	0- 0			

RPI 1-25				RPI 26-50				RPI 51-100				Team's RPI: 66		RPI 101+			
RPI	S	Opponent	Score	RPI	S	Opponent	Score	RPI	S	Opponent	Score			RPI	S	Opponent	Score
9	N	Oregon St.	50 73	35	A	James Madison	42 57	87	H	Saint Joseph's	75 62			133	H	Buffalo	79 36
				35	H	James Madison	54 71	89	A	Drexel	64 67			139	H	Stony Brook	71 66
								90	A	Elon	60 61			172	H	Northeastern	75 50
								90	H	Elon	59 49			173	H	Delaware	58 49
														182	A	Marist	71 67
														207	A	Col. of Charleston	62 58
														213	A	Fairfield	67 53
														217	A	William & Mary	61 53
														217	H	William & Mary	75 45
														240	A	Massachusetts	56 57
														248	A	American	60 51
														251	H	Navy	65 63
														262	A	UNCW	68 64
														284	A	Towson	74 56
														284	H	Towson	64 60
														297	N	Coastal Caro.	82 40
														327	A	Delaware St.	66 49
LAST 12 Division I GAMES:																	
				35	A	James Madison	42 57	284	H	Towson	64 60						
				217	A	William & Mary	61 53	172	H	Northeastern	75 50						
				284	A	Towson	74 56	217	H	William & Mary	75 45						
				35	H	James Madison	54 71	262	A	UNCW	68 64						
				90	H	Elon	59 49	207	A	Col. of Charleston	62 58						
				89	A	Drexel	64 67	90	A	Elon	60 61						

Non-Div I Games:

Hofstra

■ Loss, 
 ■ Non-Conf, S Site, 
 ■ Home 
 ■ Away 
 N Neutral

## Holy Cross

Through Games Of Feb. 16, 2016

Average RPI Win:	278	WON-LOST	WINNING	LAST 10	STRENGTH OF	OPP. STRENGTH	TEAM	ADJ.	CONF.	ADJ CONF.
Average RPI Loss:	164	RECORD	PCT. RANK	GAMES	SCHEDULE	OF SCHEDULE	RPI	RPI	RPI	RPI
DIV. I ONLY	11- 13	193	5- 5	293	260	245	245	27	27	
DIV. I NON-CONF.	3- 8	258	0- 0	311	164	321	321	28	28	
TOTALS	RPI 1-25	RPI 26-50	W-L RECORDS	RPI 51-100	RPI 101-150	RPI 150+				
11- 13	0- 0	0- 0	OVERALL	0- 3	0- 4	11- 6				
8- 3	0- 0	0- 0	HOME	0- 1	0- 0	8- 2				
3- 10	0- 0	0- 0	AWAY	0- 2	0- 4	3- 4				
0- 0	0- 0	0- 0	NEUTRAL	0- 0	0- 0	0- 0				
3- 8	0- 0	0- 0	NON-CONFERENCE	0- 0	0- 4	3- 4				
3- 2	0- 0	0- 0	HOME	0- 0	0- 0	3- 2				
0- 6	0- 0	0- 0	AWAY	0- 0	0- 4	0- 2				
0- 0	0- 0	0- 0	NEUTRAL	0- 0	0- 0	0- 0				
8- 5	0- 0	0- 0	CONFERENCE	0- 3	0- 0	8- 2				
5- 1	0- 0	0- 0	HOME	0- 1	0- 0	5- 0				
3- 4	0- 0	0- 0	AWAY	0- 2	0- 0	3- 2				
0- 0	0- 0	0- 0	NEUTRAL	0- 0	0- 0	0- 0				

RPI 1-25				RPI 26-50				RPI 51-100				RPI 101+				Team's RPI: 245	
RPI	S	Opponent	Score	RPI	S	Opponent	Score	RPI	S	Opponent	Score	RPI	S	Opponent	Score		
								71	A	Army West Point	58	77	107	A	Quinnipiac	61	74
								88	A	Bucknell	64	74	113	A	Boston College	51	60
								88	H	Bucknell	51	58	128	A	Pittsburgh	50	56
													130	A	Penn St.	82	86
													158	A	Yale	59	69
													214	A	Lehigh	58	61
													214	H	Lehigh	77	71
													227	H	Manhattan	58	44
													232	H	Dartmouth	54	60
													235	H	Bryant	65	64
													240	H	Massachusetts	60	74
													248	H	American	59	54
													251	A	Navy	49	50
													251	H	Navy	57	49
													290	A	Colgate	80	71
													290	H	Colgate	70	61
													292	H	Vermont	77	63
													312	A	UMass Lowell	67	75
													331	A	Lafayette	57	54
													331	H	Lafayette	66	49
													347	A	Boston U.	60	41
LAST 12 Division I GAMES:																	
214	H	Lehigh	77	71	71	A	Army West Point	58	77								
331	A	Lafayette	57	54	214	A	Lehigh	58	61								
88	A	Bucknell	64	74	331	H	Lafayette	66	49								
290	H	Colgate	70	61	88	H	Bucknell	51	58								
251	A	Navy	49	50	290	A	Colgate	80	71								
248	H	American	59	54	251	H	Navy	57	49								

Non-Div I Games:

Holy Cross

■ Loss, 
 ■ Non-Conf, 
 ■ S Site, 
 ■ H Home 
 ■ A Away 
 N Neutral

Average RPI Win:	262	WON-LOST	WINNING	LAST 10	STRENGTH OF	OPP. STRENGTH	TEAM	ADJ.	CONF.	ADJ CONF.
Average RPI Loss:	120	RECORD	PCT. RANK	GAMES	SCHEDULE	OF SCHEDULE	RPI	RPI	RPI	RPI
DIV. I ONLY	5- 19	309	1- 9	120	111	261	261	9	9	
DIV. I NON-CONF.	4- 7	222	0- 0	159	270	209	209	7	7	
TOTALS	RPI 1-25	RPI 26-50	W-L RECORDS	RPI 51-100	RPI 101-150	RPI 150+				
5- 19	0- 1	0- 2	OVERALL	0- 6	1- 2	4- 8				
2- 8	0- 1	0- 0	HOME	0- 2	1- 1	1- 4				
3- 8	0- 0	0- 1	AWAY	0- 2	0- 1	3- 4				
0- 3	0- 0	0- 1	NEUTRAL	0- 2	0- 0	0- 0				
4- 7	0- 0	0- 1	NON-CONFERENCE	0- 2	1- 1	3- 3				
1- 3	0- 0	0- 0	HOME	0- 0	1- 1	0- 2				
3- 1	0- 0	0- 0	AWAY	0- 0	0- 0	3- 1				
0- 3	0- 0	0- 1	NEUTRAL	0- 2	0- 0	0- 0				
1- 12	0- 1	0- 1	CONFERENCE	0- 4	0- 1	1- 5				
1- 5	0- 1	0- 0	HOME	0- 2	0- 0	1- 2				
0- 7	0- 0	0- 1	AWAY	0- 2	0- 1	0- 3				
0- 0	0- 0	0- 0	NEUTRAL	0- 0	0- 0	0- 0				

RPI	S	Opponent	Score	RPI	S	Opponent	Score	RPI	S	Opponent	Score	RPI	S	Opponent	Score	Team's RPI: 261
2	H	UConn	37 <b>76</b>	27	N	George Washington	78 <b>82</b>	57	N	Iowa	50 <b>64</b>	109	A	Memphis	57 <b>74</b>	
				44	A	South Fla.	49 <b>73</b>	64	A	Temple	48 <b>78</b>	148	H	La.-Lafayette	52 51	
								64	H	Temple	66 <b>75</b>	150	H	Long Beach St.	41 <b>47</b>	
								80	A	Tulane	48 <b>70</b>	159	H	SMU	48 <b>50</b>	
								80	H	Tulane	56 <b>59</b>	175	A	East Carolina	70 <b>76</b>	
								93	N	Wright St.	61 <b>75</b>	180	H	UNLV	60 <b>63</b>	
												183	A	Tulsa	28 <b>44</b>	
												183	H	Tulsa	62 <b>79</b>	
												207	A	Col. of Charleston	48 <b>55</b>	
												209	H	UTRGV	45 <b>55</b>	
												219	A	Cincinnati	50 <b>56</b>	
												243	A	Rice	62 59	
												272	H	UCF	64 55	
												320	A	Incarinate Word	67 51	
												325	A	A&M-Corpus Christi	76 73	
LAST 12 Division I GAMES:																
183	A	Tulsa	28 <b>44</b>	183	H	Tulsa	62 <b>79</b>									
80	H	Tulane	56 <b>59</b>	175	A	East Carolina	70 <b>76</b>									
272	H	UCF	64 55	159	H	SMU	48 <b>50</b>									
219	A	Cincinnati	50 <b>56</b>	2	H	UConn	37 <b>76</b>									
44	A	South Fla.	49 <b>73</b>	109	A	Memphis	57 <b>74</b>									
64	A	Temple	48 <b>78</b>	64	H	Temple	66 <b>75</b>									

Non-Div I Games:

Houston

■ Loss, 
 ■ Non-Conf, 
 ■ S Site, 
 ■ H Home 
 ■ A Away 
 N Neutral



Average RPI Win:	290	WON-LOST	WINNING	LAST 10	STRENGTH OF	OPP. STRENGTH	TEAM	ADJ.	CONF.	ADJ CONF.
Average RPI Loss:	171	RECORD	PCT. RANK	GAMES	SCHEDULE	OF SCHEDULE	RPI	RPI	RPI	RPI
DIV. I ONLY	8- 12	230	5- 5	254	300	251	251	28	28	
DIV. I NON-CONF.	2- 5	253	0- 0	135	310	218	218	26	26	
TOTALS	RPI 1-25	RPI 26-50	W-L RECORDS	RPI 51-100	RPI 101-150	RPI 150+				
8- 12	0- 0	0- 1	OVERALL	0- 1	0- 3	8- 7				
4- 4	0- 0	0- 0	HOME	0- 0	0- 1	4- 3				
3- 8	0- 0	0- 1	AWAY	0- 1	0- 2	3- 4				
1- 0	0- 0	0- 0	NEUTRAL	0- 0	0- 0	1- 0				
2- 5	0- 0	0- 1	NON-CONFERENCE	0- 0	0- 1	2- 3				
0- 2	0- 0	0- 0	HOME	0- 0	0- 1	0- 1				
1- 3	0- 0	0- 1	AWAY	0- 0	0- 0	1- 2				
1- 0	0- 0	0- 0	NEUTRAL	0- 0	0- 0	1- 0				
6- 7	0- 0	0- 0	CONFERENCE	0- 1	0- 2	6- 4				
4- 2	0- 0	0- 0	HOME	0- 0	0- 0	4- 2				
2- 5	0- 0	0- 0	AWAY	0- 1	0- 2	2- 2				
0- 0	0- 0	0- 0	NEUTRAL	0- 0	0- 0	0- 0				

RPI 1-25			RPI 26-50			RPI 51-100			RPI 101+			Team's RPI: 251
RPI	S	Opponent	Score	RPI	S	Opponent	Score	RPI	S	Opponent	Score	
				31	A	UTEP	63 98	61	A	Abilene Christian	60 77	
								124	A	Northwestern St.	44 55	
								126	A	Central Ark.	44 45	
								144	H	UT Arlington	40 64	
								168	H	McNeese St.	64 71	
								186	A	New Mexico	57 65	
								212	H	Texas St.	66 71	
								233	H	Stephen F. Austin	50 64	
								237	A	Sam Houston St.	70 78	
								237	H	Sam Houston St.	67 63	
								238	A	Texas Southern	77 65	
								246	A	UTSA	50 79	
								276	N	Omaha	64 51	
								278	A	Lamar	70 77	
								278	H	Lamar	77 66	
								305	H	Southeastern La.	64 56	
								321	H	Nicholls St.	80 71	
								325	A	A&M-Corpus Christi	73 59	
								341	A	New Orleans	71 51	
LAST 12 Division I GAMES:												
				237	A	Sam Houston St.	70 78					
				278	H	Lamar	77 66					
				233	H	Stephen F. Austin	50 64					
				325	A	A&M-Corpus Christi	73 59					
				237	H	Sam Houston St.	67 63					
				61	A	Abilene Christian	60 77					
				278	A	Lamar	70 77					
				341	A	New Orleans	71 51					
				126	A	Central Ark.	44 45					
				305	H	Southeastern La.	64 56					
				321	H	Nicholls St.	80 71					
				168	H	McNeese St.	64 71					

Non-Div I Games: Trinity (TX) 60 46 Huston-Tillotson 96 65 Paul Quinn 95 42

Houston Baptist

Average RPI Win: <b>253</b>	WON-LOST	WINNING	LAST 10	STRENGTH OF	OPP. STRENGTH	TEAM	ADJ.	CONF.	ADJ CONF.
Average RPI Loss: <b>211</b>	RECORD	PCT. RANK	GAMES	SCHEDULE	OF SCHEDULE	RPI	RPI	RPI	RPI
DIV. I ONLY	5- 19	309	2- 7	304	287	326	326	31	31
DIV. I NON-CONF.	2- 11	306	1- 1	170	228	278	278	30	30
TOTALS	RPI 1-25	RPI 26-50	W-L RECORDS	RPI 51-100	RPI 101-150	RPI 150+			
5- 19	0- 2	0- 0	OVERALL	0- 1	0- 3	5- 13			
2- 7	0- 0	0- 0	HOME	0- 0	0- 0	2- 7			
3- 11	0- 1	0- 0	AWAY	0- 1	0- 2	3- 6			
0- 1	0- 0	0- 0	NEUTRAL	0- 0	0- 1	0- 0			
2- 11	0- 2	0- 0	NON-CONFERENCE	0- 1	0- 3	2- 5			
1- 3	0- 0	0- 0	HOME	0- 0	0- 0	1- 3			
1- 7	0- 2	0- 0	AWAY	0- 1	0- 2	1- 2			
0- 1	0- 0	0- 0	NEUTRAL	0- 0	0- 1	0- 0			
3- 8	0- 0	0- 0	CONFERENCE	0- 0	0- 0	3- 8			
1- 4	0- 0	0- 0	HOME	0- 0	0- 0	1- 4			
2- 4	0- 0	0- 0	AWAY	0- 0	0- 0	2- 4			
0- 0	0- 0	0- 0	NEUTRAL	0- 0	0- 0	0- 0			

RPI 1-25				RPI 26-50				RPI 51-100				RPI 101+ Team's RPI: 326			
RPI	S	Opponent	Score	RPI	S	Opponent	Score	RPI	S	Opponent	Score	RPI	S	Opponent	Score
19	A	Syracuse	48 <b>97</b>					91	A	Northwestern	49 <b>89</b>	112	A	Arizona	28 <b>65</b>
21	A	Duquesne	62 <b>86</b>									120	N	Mercer	53 <b>70</b>
												136	A	Xavier	47 <b>70</b>
												152	H	Cornell	76 <b>74</b>
												156	H	Hampton	83 <b>77</b>
												161	H	Old Dominion	64 <b>83</b>
												211	A	Ill.-Chicago	48 <b>75</b>
												225	A	Morgan St.	66 <b>78</b>
												249	A	N.C. A&T	70 <b>88</b>
												259	H	Bethune-Cookman	77 <b>81</b>
												270	A	Coppin St.	71 <b>69</b>
												270	H	Coppin St.	67 <b>83</b>
												271	A	Georgia St.	58 <b>65</b>
												282	H	La Salle	68 <b>71</b>
												296	A	UMES	59 <b>62</b>
												296	H	UMES	57 <b>79</b>
												323	H	LIU Brooklyn	72 <b>89</b>
												327	A	Delaware St.	86 <b>87</b>
												338	A	Mt. St. Mary's	62 <b>49</b>
												346	H	Norfolk St.	108 <b>110</b>
												349	A	N.C. Central	68 <b>61</b>
LAST 12 Division I GAMES:															
296	H	UMES	57 <b>79</b>	259	H	Bethune-Cookman	77 <b>81</b>								
270	A	Coppin St.	71 <b>69</b>	327	A	Delaware St.	86 <b>87</b>								
156	H	Hampton	83 <b>77</b>	270	H	Coppin St.	67 <b>83</b>								
346	H	Norfolk St.	108 <b>110</b>	152	H	Cornell	76 <b>74</b>								
296	A	UMES	59 <b>62</b>	19	A	Syracuse	48 <b>97</b>								
225	A	Morgan St.	66 <b>78</b>	136	A	Xavier	47 <b>70</b>								

Non-Div I Games:

Howard

Average RPI Win:	320	WON-LOST	WINNING	LAST 10	STRENGTH OF	OPP. STRENGTH	TEAM	ADJ.	CONF.	ADJ CONF.
Average RPI Loss:	171	RECORD	PCT. RANK	GAMES	SCHEDULE	OF SCHEDULE	RPI	RPI	RPI	RPI
DIV. I ONLY	3- 20	337	1- 9	172	266	328	328	18	18	
DIV. I NON-CONF.	2- 9	296	0- 0	161	290	298	298	19	19	
TOTALS	RPI 1-25	RPI 26-50	W-L RECORDS	RPI 51-100	RPI 101-150	RPI 150+				
3- 20	0- 0	0- 2	OVERALL	0- 3	0- 3	3- 12				
3- 7	0- 0	0- 1	HOME	0- 1	0- 2	3- 3				
0- 13	0- 0	0- 1	AWAY	0- 2	0- 1	0- 9				
0- 0	0- 0	0- 0	NEUTRAL	0- 0	0- 0	0- 0				
2- 9	0- 0	0- 2	NON-CONFERENCE	0- 0	0- 1	2- 6				
2- 3	0- 0	0- 1	HOME	0- 0	0- 1	2- 1				
0- 6	0- 0	0- 1	AWAY	0- 0	0- 0	0- 5				
0- 0	0- 0	0- 0	NEUTRAL	0- 0	0- 0	0- 0				
1- 11	0- 0	0- 0	CONFERENCE	0- 3	0- 2	1- 6				
1- 4	0- 0	0- 0	HOME	0- 1	0- 1	1- 2				
0- 7	0- 0	0- 0	AWAY	0- 2	0- 1	0- 4				
0- 0	0- 0	0- 0	NEUTRAL	0- 0	0- 0	0- 0				

RPI 1-25				RPI 26-50				RPI 51-100				RPI 101+				Team's RPI: 328	
RPI	S	Opponent	Score	RPI	S	Opponent	Score	RPI	S	Opponent	Score	RPI	S	Opponent	Score		
				28	A	Ohio	52 79	62	A	South Dakota St.	64 92	116	H	IUPUI	50 69		
				47	H	Indiana	72 79	62	H	South Dakota St.	42 61	117	H	Western Mich.	48 70		
								79	A	South Dakota	60 92	138	A	Oral Roberts	59 61		
												155	A	Northern Ky.	64 77		
												177	A	Detroit	63 64		
												184	A	Milwaukee	60 73		
												205	A	Oakland	74 81		
												206	H	USC Upstate	81 84		
												213	A	Fairfield	62 74		
												226	A	Western Ill.	87 88		
												226	H	Western Ill.	74 78		
												276	A	Omaha	64 71		
												276	H	Omaha	58 60		
												309	A	North Dakota St.	85 94		
												310	A	Denver	50 53		
												310	H	Denver	61 49		
												315	H	Kent St.	86 68		
												334	H	Chicago St.	62 51		
LAST 12 Division I GAMES:																	
				62	A	South Dakota St.	64 92	79	A	South Dakota	60 92						
				276	A	Omaha	64 71	138	A	Oral Roberts	59 61						
				226	A	Western Ill.	87 88	62	H	South Dakota St.	42 61						
				310	H	Denver	61 49	310	A	Denver	50 53						
				276	H	Omaha	58 60	226	H	Western Ill.	74 78						
				309	A	North Dakota St.	85 94	116	H	IUPUI	50 69						

Non-Div I Games: Trine 82 62 Grace (IN) 91 39

IPFW

Loss, Non-Conf, S Site, H Home A Away N Neutral

Average RPI Win: <b>229</b>	WON-LOST	WINNING	LAST 10	STRENGTH OF	OPP. STRENGTH	TEAM	ADJ.	CONF.	ADJ CONF.
Average RPI Loss: <b>134</b>	RECORD	PCT. RANK	GAMES	SCHEDULE	OF SCHEDULE	RPI	RPI	RPI	RPI
DIV. I ONLY	16- 7	70	8- 2	269	182	116	116	18	18
DIV. I NON-CONF.	7- 4	110	0- 0	220	117	115	115	19	19
TOTALS	RPI 1-25	RPI 26-50	W-L RECORDS	RPI 51-100	RPI 101-150	RPI 150+			
16- 7	0- 1	0- 0	OVERALL	1- 3	3- 1	12- 2			
7- 2	0- 0	0- 0	HOME	0- 1	2- 1	5- 0			
8- 5	0- 1	0- 0	AWAY	1- 2	1- 0	6- 2			
1- 0	0- 0	0- 0	NEUTRAL	0- 0	0- 0	1- 0			
7- 4	0- 1	0- 0	NON-CONFERENCE	1- 1	2- 0	4- 2			
3- 1	0- 0	0- 0	HOME	0- 1	2- 0	1- 0			
3- 3	0- 1	0- 0	AWAY	1- 0	0- 0	2- 2			
1- 0	0- 0	0- 0	NEUTRAL	0- 0	0- 0	1- 0			
9- 3	0- 0	0- 0	CONFERENCE	0- 2	1- 1	8- 0			
4- 1	0- 0	0- 0	HOME	0- 0	0- 1	4- 0			
5- 2	0- 0	0- 0	AWAY	0- 2	1- 0	4- 0			
0- 0	0- 0	0- 0	NEUTRAL	0- 0	0- 0	0- 0			

RPI 1-25				RPI 26-50				RPI 51-100				RPI 101+				Team's RPI: 116	
RPI	S	Opponent	Score	RPI	S	Opponent	Score	RPI	S	Opponent	Score	RPI	S	Opponent	Score		
16	A	Louisville	61 70					62	A	South Dakota St.	66 68	103	H	VCU	70 69		
								79	A	South Dakota	59 65	104	H	Belmont	62 59		
								82	A	Marquette	60 55	138	A	Oral Roberts	57 54		
								84	H	Georgia Tech	50 60	138	H	Oral Roberts	47 52		
												166	A	SIUE	85 67		
												224	A	North Texas	67 68		
												226	A	Western Ill.	68 60		
												226	H	Western Ill.	96 87		
												231	H	Indiana St.	68 43		
												233	N	Stephen F. Austin	62 55		
												276	H	Omaha	75 59		
												309	A	North Dakota St.	64 63		
												309	H	North Dakota St.	67 44		
												310	A	Denver	67 54		
												310	H	Denver	81 75		
												318	A	Evansville	68 62		
												328	A	IPFW	69 50		
												336	A	Eastern Ill.	71 77		
LAST 12 Division I GAMES:																	
310	A	Denver	67 54	62	A	South Dakota St.	66 68										
309	A	North Dakota St.	64 63	309	H	North Dakota St.	67 44										
226	H	Western Ill.	96 87	276	H	Omaha	75 59										
138	A	Oral Roberts	57 54	226	A	Western Ill.	68 60										
310	H	Denver	81 75	138	H	Oral Roberts	47 52										
79	A	South Dakota	59 65	328	A	IPFW	69 50										

Non-Div I Games: Oakland City 104 30 Ind.-Southeast 99 50

IUPUI

Loss, Non-Conf, S Site, H Home A Away N Neutral

## Idaho

Through Games Of Feb. 16, 2016

Average RPI Win:	231	WON-LOST	WINNING	LAST 10	STRENGTH OF	OPP. STRENGTH	TEAM	ADJ.	CONF.	ADJ CONF.
Average RPI Loss:	108	RECORD	PCT. RANK	GAMES	SCHEDULE	OF SCHEDULE	RPI	RPI	RPI	RPI
DIV. I ONLY	16- 7	70	8- 2	264	125	132	132	20	20	
DIV. I NON-CONF.	6- 4	125	0- 0	136	108	134	134	21	21	
TOTALS	RPI 1-25	RPI 26-50	W-L RECORDS	RPI 51-100	RPI 101-150	RPI 150+				
16- 7	0- 1	0- 0	OVERALL	0- 2	3- 1	13- 3				
9- 3	0- 0	0- 0	HOME	0- 1	1- 0	8- 2				
5- 3	0- 1	0- 0	AWAY	0- 0	1- 1	4- 1				
2- 1	0- 0	0- 0	NEUTRAL	0- 1	1- 0	1- 0				
6- 4	0- 1	0- 0	NON-CONFERENCE	0- 2	1- 1	5- 0				
4- 1	0- 0	0- 0	HOME	0- 1	0- 0	4- 0				
0- 2	0- 1	0- 0	AWAY	0- 0	0- 1	0- 0				
2- 1	0- 0	0- 0	NEUTRAL	0- 1	1- 0	1- 0				
10- 3	0- 0	0- 0	CONFERENCE	0- 0	2- 0	8- 3				
5- 2	0- 0	0- 0	HOME	0- 0	1- 0	4- 2				
5- 1	0- 0	0- 0	AWAY	0- 0	1- 0	4- 1				
0- 0	0- 0	0- 0	NEUTRAL	0- 0	0- 0	0- 0				

RPI 1-25			RPI 26-50			RPI 51-100			RPI 101+ Team's RPI: 132		
RPI	S	Opponent	Score	RPI	S	Opponent	Score	RPI	S	Opponent	Score
9	A	Oregon St.	44 69					51	N	Duke	68 74
								61	H	Abilene Christian	59 71
								102	N	Iowa St.	97 65
								129	A	North Dakota	65 59
								129	H	North Dakota	92 65
								133	A	Texas Tech	62 78
								160	H	Montana St.	59 62
								169	A	Northern Colo.	68 70
								169	H	Northern Colo.	66 56
								174	H	Eastern Wash.	66 74
								188	A	Sacramento St.	98 88
								210	H	Montana	78 61
								212	N	Texas St.	75 55
								234	H	Wyoming	61 57
								254	H	Seattle	64 60
								260	H	UC Santa Barbara	64 42
								272	A	Northern Ariz.	72 51
								272	H	Northern Ariz.	76 59
								287	H	CSUN	106 50
								322	A	Portland St.	94 65
								330	A	Southern Utah	62 51
								330	H	Southern Utah	93 48
LAST 12 Division I GAMES:											
129	A	North Dakota	65 59	160	H	Montana St.	59 62				
169	A	Northern Colo.	68 70	210	H	Montana	78 61				
272	H	Northern Ariz.	76 59	330	A	Southern Utah	62 51				
330	H	Southern Utah	93 48	272	A	Northern Ariz.	72 51				
322	A	Portland St.	94 65	174	H	Eastern Wash.	66 74				
188	A	Sacramento St.	98 88	169	H	Northern Colo.	66 56				

Non-Div I Games: Carroll (MT) 75 47 Northwest Chrst. 71 48

Idaho

Loss, Non-Conf, S Site, H Home A Away N Neutral

Average RPI Win: <b>244</b>	WON-LOST	WINNING	LAST 10	STRENGTH OF	OPP. STRENGTH	TEAM	ADJ.	CONF.	ADJ CONF.
Average RPI Loss: <b>144</b>	RECORD	PCT. RANK	GAMES	SCHEDULE	OF SCHEDULE	RPI	RPI	RPI	RPI
DIV. I ONLY	9- 12	217	1- 3	282	110	223	223	20	20
DIV. I NON-CONF.	5- 4	138	0- 1	86	105	71	71	21	21
TOTALS	RPI 1-25	RPI 26-50	W-L RECORDS	RPI 51-100	RPI 101-150	RPI 150+			
9- 12	0- 0	0- 2	OVERALL	0- 1	1- 3	8- 6			
3- 4	0- 0	0- 0	HOME	0- 0	0- 1	3- 3			
5- 8	0- 0	0- 2	AWAY	0- 1	1- 2	4- 3			
1- 0	0- 0	0- 0	NEUTRAL	0- 0	0- 0	1- 0			
5- 4	0- 0	0- 2	NON-CONFERENCE	0- 1	1- 1	4- 0			
2- 0	0- 0	0- 0	HOME	0- 0	0- 0	2- 0			
2- 4	0- 0	0- 2	AWAY	0- 1	1- 1	1- 0			
1- 0	0- 0	0- 0	NEUTRAL	0- 0	0- 0	1- 0			
4- 8	0- 0	0- 0	CONFERENCE	0- 0	0- 2	4- 6			
1- 4	0- 0	0- 0	HOME	0- 0	0- 1	1- 3			
3- 4	0- 0	0- 0	AWAY	0- 0	0- 1	3- 3			
0- 0	0- 0	0- 0	NEUTRAL	0- 0	0- 0	0- 0			

RPI 1-25				RPI 26-50				RPI 51-100				RPI 101+				Team's RPI: 223
RPI	S	Opponent	Score	RPI	S	Opponent	Score	RPI	S	Opponent	Score	RPI	S	Opponent	Score	
				31	A	UTEP	54 67	91	A	Northwestern	36 72	129	A	North Dakota	42 45	
				32	A	Michigan St.	60 79					129	H	North Dakota	57 60	
												133	A	Texas Tech	64 79	
												137	A	Boise St.	80 77	
												169	A	Northern Colo.	47 48	
												169	H	Northern Colo.	59 61	
												188	A	Sacramento St.	62 83	
												188	H	Sacramento St.	59 68	
												192	A	Weber St.	58 57	
												192	H	Weber St.	46 61	
												202	N	Southeast Mo. St.	65 64	
												215	H	Utah St.	81 67	
												221	A	Utah Valley	56 47	
												254	H	Seattle	83 67	
												272	A	Northern Ariz.	62 63	
												322	A	Portland St.	64 42	
												322	H	Portland St.	71 70	
												330	A	Southern Utah	71 67	
LAST 12 Division I GAMES:																
				31	A	UTEP	54 67	330	A	Southern Utah	71 67					
				188	A	Sacramento St.	62 83	192	A	Weber St.	58 57					
				322	A	Portland St.	64 42	322	H	Portland St.	71 70					
				169	H	Northern Colo.	59 61	188	H	Sacramento St.	59 68					
				129	H	North Dakota	57 60	129	A	North Dakota	42 45					
				272	A	Northern Ariz.	62 63	169	A	Northern Colo.	47 48					

Non-Div I Games: Colo. Christian 82 56 Montana Tech 82 55

Idaho St.

■ Loss, 
 ■ Non-Conf, 
 ■ S Site, 
 ■ Home 
 ■ A Away 
 N Neutral

## Ill.-Chicago

Through Games Of Feb. 16, 2016

Average RPI Win:	271	WON-LOST	WINNING	LAST 10	STRENGTH OF	OPP. STRENGTH	TEAM	ADJ.	CONF.	ADJ CONF.
Average RPI Loss:	131	RECORD	PCT. RANK	GAMES	SCHEDULE	OF SCHEDULE	RPI	RPI	RPI	RPI
DIV. I ONLY	12- 12	167	3- 7	267	211	211	211	14	14	
DIV. I NON-CONF.	9- 2	37	0- 0	340	291	169	169	16	16	
TOTALS	RPI 1-25	RPI 26-50	W-L RECORDS	RPI 51-100	RPI 101-150	RPI 150+				
12- 12	0- 1	0- 0	OVERALL	1- 3	0- 2	11- 6				
5- 6	0- 0	0- 0	HOME	1- 1	0- 2	4- 3				
7- 6	0- 1	0- 0	AWAY	0- 2	0- 0	7- 3				
0- 0	0- 0	0- 0	NEUTRAL	0- 0	0- 0	0- 0				
9- 2	0- 0	0- 0	NON-CONFERENCE	1- 1	0- 1	8- 0				
4- 1	0- 0	0- 0	HOME	1- 0	0- 1	3- 0				
5- 1	0- 0	0- 0	AWAY	0- 1	0- 0	5- 0				
0- 0	0- 0	0- 0	NEUTRAL	0- 0	0- 0	0- 0				
3- 10	0- 1	0- 0	CONFERENCE	0- 2	0- 1	3- 6				
1- 5	0- 0	0- 0	HOME	0- 1	0- 1	1- 3				
2- 5	0- 1	0- 0	AWAY	0- 1	0- 0	2- 3				
0- 0	0- 0	0- 0	NEUTRAL	0- 0	0- 0	0- 0				

RPI 1-25				RPI 26-50				RPI 51-100				RPI 101+ Team's RPI: 211			
RPI	S	Opponent	Score	RPI	S	Opponent	Score	RPI	S	Opponent	Score	RPI	S	Opponent	Score
23	A	Green Bay	22 64					59	A	Purdue	51 62	105	H	Youngstown St.	64 69
								68	H	Central Mich.	66 63	115	H	Toledo	51 60
								93	A	Wright St.	62 73	155	A	Northern Ky.	53 55
								93	H	Wright St.	72 80	155	H	Northern Ky.	61 72
												177	A	Detroit	65 51
												177	H	Detroit	80 89
												184	A	Milwaukee	53 54
												205	A	Oakland	73 78
												205	H	Oakland	76 78
												226	A	Western Ill.	78 70
												230	A	Valparaiso	54 50
												294	H	Cleveland St.	80 62
												302	A	Bradley	66 56
												310	A	Denver	56 46
												314	A	Illinois St.	74 65
												326	H	Howard	75 48
												329	H	Nevada	70 55
												334	A	Chicago St.	51 47
												336	H	Eastern Ill.	66 54
LAST 12 Division I GAMES:															
205	A	Oakland	73 78	105	H	Youngstown St.	64 69								
177	A	Detroit	65 51	23	A	Green Bay	22 64								
93	H	Wright St.	72 80	184	A	Milwaukee	53 54								
155	H	Northern Ky.	61 72	177	H	Detroit	80 89								
230	A	Valparaiso	54 50	205	H	Oakland	76 78								
294	H	Cleveland St.	80 62	155	A	Northern Ky.	53 55								

Non-Div I Games:

Ill.-Chicago

■ Loss, 
 ■ Non-Conf, S Site, 
 ■ Home 
 ■ Away 
 N Neutral

Illinois

Through Games Of Feb. 16, 2016

Average RPI Win:	163	WON-LOST	WINNING	LAST 10	STRENGTH OF	OPP. STRENGTH	TEAM	ADJ.	CONF.	ADJ CONF.
Average RPI Loss:	59	RECORD	PCT. RANK	GAMES	SCHEDULE	OF SCHEDULE	RPI	RPI	RPI	RPI
DIV. I ONLY	8- 17	268	1- 9	10	69	163	163	4	4	
DIV. I NON-CONF.	7- 4	110	0- 0	11	255	75	75	3	3	
TOTALS	RPI 1-25	RPI 26-50	W-L RECORDS	RPI 51-100	RPI 101-150	RPI 150+				
8- 17	0- 2	1- 6	OVERALL	2- 7	1- 2	4- 0				
8- 9	0- 2	1- 3	HOME	2- 3	1- 1	4- 0				
0- 8	0- 0	0- 3	AWAY	0- 4	0- 1	0- 0				
0- 0	0- 0	0- 0	NEUTRAL	0- 0	0- 0	0- 0				
7- 4	0- 0	1- 2	NON-CONFERENCE	2- 1	1- 1	3- 0				
7- 2	0- 0	1- 1	HOME	2- 1	1- 0	3- 0				
0- 2	0- 0	0- 1	AWAY	0- 0	0- 1	0- 0				
0- 0	0- 0	0- 0	NEUTRAL	0- 0	0- 0	0- 0				
1- 13	0- 2	0- 4	CONFERENCE	0- 6	0- 1	1- 0				
1- 7	0- 2	0- 2	HOME	0- 2	0- 1	1- 0				
0- 6	0- 0	0- 2	AWAY	0- 4	0- 0	0- 0				
0- 0	0- 0	0- 0	NEUTRAL	0- 0	0- 0	0- 0				

RPI 1-25				RPI 26-50				RPI 51-100				RPI 101+ Team's RPI: 163			
RPI	S	Opponent	Score	RPI	S	Opponent	Score	RPI	S	Opponent	Score	RPI	S	Opponent	Score
5	H	Ohio St.	70 80	27	H	George Washington	57 70	59	A	Purdue	65 69	109	A	Memphis	75 81
11	H	Maryland	63 79	28	H	Ohio	62 53	65	A	Michigan	83 96	130	H	Penn St.	56 65
				29	A	Miami (FL)	64 73	68	H	Central Mich.	74 69	145	H	Southern Ill.	78 64
				41	A	Rutgers	54 67	69	A	Nebraska	57 73	153	H	Wisconsin	71 65
				41	H	Rutgers	56 63	76	A	Minnesota	77 82	214	H	Lehigh	76 67
				47	A	Indiana	66 68	76	H	Minnesota	75 106	265	H	Tennessee St.	98 43
				47	H	Indiana	68 80	79	H	South Dakota	76 85	334	H	Chicago St.	67 36
								91	H	Northwestern	59 69				
								96	H	UT Martin	94 74				
LAST 12 Division I GAMES:															
41	H	Rutgers	56 63	130	H	Penn St.	56 65								
47	H	Indiana	68 80	47	A	Indiana	66 68								
65	A	Michigan	83 96	153	H	Wisconsin	71 65								
91	H	Northwestern	59 69	41	A	Rutgers	54 67								
5	H	Ohio St.	70 80	69	A	Nebraska	57 73								
76	A	Minnesota	77 82	76	H	Minnesota	75 106								

Non-Div I Games:

Illinois

Loss, Non-Conf, S Site, H Home A Away N Neutral



Average RPI Win:	292	WON-LOST	WINNING	LAST 10	STRENGTH OF	OPP. STRENGTH	TEAM	ADJ.	CONF.	ADJ CONF.
Average RPI Loss:	171	RECORD	PCT. RANK	GAMES	SCHEDULE	OF SCHEDULE	RPI	RPI	RPI	RPI
DIV. I ONLY	6- 17	287	3- 7	270	224	314	314	21	21	
DIV. I NON-CONF.	2- 9	296	0- 0	298	281	341	341	17	17	
TOTALS	RPI 1-25	RPI 26-50	W-L RECORDS	RPI 51-100	RPI 101-150	RPI 150+				
6- 17	0- 1	0- 0	OVERALL	0- 1	0- 5	6- 10				
5- 7	0- 0	0- 0	HOME	0- 1	0- 2	5- 4				
1- 8	0- 1	0- 0	AWAY	0- 0	0- 3	1- 4				
0- 2	0- 0	0- 0	NEUTRAL	0- 0	0- 0	0- 2				
2- 9	0- 1	0- 0	NON-CONFERENCE	0- 0	0- 0	2- 8				
2- 3	0- 0	0- 0	HOME	0- 0	0- 0	2- 3				
0- 4	0- 1	0- 0	AWAY	0- 0	0- 0	0- 3				
0- 2	0- 0	0- 0	NEUTRAL	0- 0	0- 0	0- 2				
4- 8	0- 0	0- 0	CONFERENCE	0- 1	0- 5	4- 2				
3- 4	0- 0	0- 0	HOME	0- 1	0- 2	3- 1				
1- 4	0- 0	0- 0	AWAY	0- 0	0- 3	1- 1				
0- 0	0- 0	0- 0	NEUTRAL	0- 0	0- 0	0- 0				

RPI 1-25				RPI 26-50				RPI 51-100				RPI 101+ Team's RPI: 314			
RPI	S	Opponent	Score	RPI	S	Opponent	Score	RPI	S	Opponent	Score	RPI	S	Opponent	Score
20	A	DePaul	41 89					86	H	Missouri St.	51 73	108	A	Drake	41 76
												108	H	Drake	58 98
												121	A	UNI	51 65
												121	H	UNI	35 61
												145	A	Southern Ill.	71 76
												158	A	Yale	47 60
												166	H	SIUE	57 65
												167	H	Loyola Chicago	41 57
												211	H	Ill.-Chicago	65 74
												226	H	Western Ill.	64 79
												231	A	Indiana St.	56 63
												231	H	Indiana St.	73 62
												246	A	UTSA	51 77
												253	A	Bowling Green	52 70
												258	N	Northern Ill.	59 68
												269	H	Murray St.	81 76
												276	N	Omaha	56 60
												295	H	Wichita St.	70 49
												302	H	Bradley	54 49
												318	A	Evansville	64 57
												334	H	Chicago St.	57 53
LAST 12 Division I GAMES:															
121	H	UNI	35 61	302	H	Bradley	54 49								
108	H	Drake	58 98	108	A	Drake	41 76								
231	H	Indiana St.	73 62	121	A	UNI	51 65								
145	A	Southern Ill.	71 76	231	A	Indiana St.	56 63								
318	A	Evansville	64 57	295	H	Wichita St.	70 49								
167	H	Loyola Chicago	41 57	86	H	Missouri St.	51 73								

Non-Div I Games:

Illinois St.

Loss, Non-Conf, S Site, H Home A Away N Neutral

Average RPI Win:	265	WON-LOST	WINNING	LAST 10	STRENGTH OF	OPP. STRENGTH	TEAM	ADJ.	CONF.	ADJ CONF.
Average RPI Loss:	199	RECORD	PCT. RANK	GAMES	SCHEDULE	OF SCHEDULE	RPI	RPI	RPI	RPI
DIV. I ONLY	3- 16	331	3- 7	273	276	320	320	28	28	
DIV. I NON-CONF.	0- 7	338	0- 0	211	153	335	335	26	26	
TOTALS	RPI 1-25	RPI 26-50	W-L RECORDS	RPI 51-100	RPI 101-150	RPI 150+				
3- 16	0- 0	0- 1	OVERALL	0- 2	0- 3	3- 10				
0- 9	0- 0	0- 0	HOME	0- 1	0- 2	0- 6				
3- 7	0- 0	0- 1	AWAY	0- 1	0- 1	3- 4				
0- 0	0- 0	0- 0	NEUTRAL	0- 0	0- 0	0- 0				
0- 7	0- 0	0- 1	NON-CONFERENCE	0- 1	0- 1	0- 4				
0- 3	0- 0	0- 0	HOME	0- 0	0- 0	0- 3				
0- 4	0- 0	0- 1	AWAY	0- 1	0- 1	0- 1				
0- 0	0- 0	0- 0	NEUTRAL	0- 0	0- 0	0- 0				
3- 9	0- 0	0- 0	CONFERENCE	0- 1	0- 2	3- 6				
0- 6	0- 0	0- 0	HOME	0- 1	0- 2	0- 3				
3- 3	0- 0	0- 0	AWAY	0- 0	0- 0	3- 3				
0- 0	0- 0	0- 0	NEUTRAL	0- 0	0- 0	0- 0				

RPI S	Opponent	Score	RPI S	Opponent	Score	RPI S	Opponent	Score	RPI S	Opponent	Score	Team's RPI: 320
45	A Colorado St.	37 60	59	A Purdue	27 95	124	H Northwestern St.	48 53	126	H Central Ark.	57 76	
			61	H Abilene Christian	71 86	133	A Texas Tech	55 70	168	A McNeese St.	68 55	
						209	A UTRGV	47 60	209	H UTRGV	50 68	
						224	H North Texas	55 62	233	A Stephen F. Austin	62 74	
						237	H Sam Houston St.	60 65	261	H Houston	51 67	
						278	A Lamar	49 59	305	A Southeastern La.	70 66	
						321	A Nicholls St.	63 61	321	H Nicholls St.	64 66	
						325	H A&M-Corpus Christi	56 57	341	A New Orleans	49 55	
LAST 12 Division I GAMES:												
126	H Central Ark.	57 76	61	H Abilene Christian	71 86							
233	A Stephen F. Austin	62 74	168	A McNeese St.	68 55							
278	A Lamar	49 59	305	A Southeastern La.	70 66							
321	A Nicholls St.	63 61	124	H Northwestern St.	48 53							
321	H Nicholls St.	64 66	341	A New Orleans	49 55							
325	H A&M-Corpus Christi	56 57	237	H Sam Houston St.	60 65							

Non-Div I Games: LSU-Alexandria 96 59 Howard Payne 78 65 Sul Ross St. 54 35 Trinity (TX) 55 61 Incarnate Word

## Indiana

Through Games Of Feb. 16, 2016

Average RPI Win:	138	WON-LOST	WINNING	LAST 10	STRENGTH OF	OPP. STRENGTH	TEAM	ADJ.	CONF.	ADJ CONF.
Average RPI Loss:	46	RECORD	PCT. RANK	GAMES	SCHEDULE	OF SCHEDULE	RPI	RPI	RPI	RPI
DIV. I ONLY	17- 9	90	8- 2	63	17	47	47	4	4	
DIV. I NON-CONF.	8- 4	99	0- 0	80	60	72	72	3	3	
TOTALS	RPI 1-25	RPI 26-50	W-L RECORDS	RPI 51-100	RPI 101-150	RPI 150+				
17- 9	0- 3	2- 3	OVERALL	6- 2	1- 0	8- 1				
12- 0	0- 0	2- 0	HOME	5- 0	1- 0	4- 0				
4- 6	0- 3	0- 0	AWAY	1- 2	0- 0	3- 1				
1- 3	0- 0	0- 3	NEUTRAL	0- 0	0- 0	1- 0				
8- 4	0- 1	0- 3	NON-CONFERENCE	2- 0	1- 0	5- 0				
5- 0	0- 0	0- 0	HOME	2- 0	1- 0	2- 0				
2- 1	0- 1	0- 0	AWAY	0- 0	0- 0	2- 0				
1- 3	0- 0	0- 3	NEUTRAL	0- 0	0- 0	1- 0				
9- 5	0- 2	2- 0	CONFERENCE	4- 2	0- 0	3- 1				
7- 0	0- 0	2- 0	HOME	3- 0	0- 0	2- 0				
2- 5	0- 2	0- 0	AWAY	1- 2	0- 0	1- 1				
0- 0	0- 0	0- 0	NEUTRAL	0- 0	0- 0	0- 0				

RPI 1-25				RPI 26-50				Team's RPI: 47	RPI 51-100				RPI 101+			
RPI	S	Opponent	Score	RPI	S	Opponent	Score		RPI	S	Opponent	Score	RPI	S	Opponent	Score
5	A	Ohio St.	70 97	28	N	Ohio	56 63		57	H	Iowa	79 74	123	H	Samford	65 56
11	A	Maryland	63 86	29	N	Miami (FL)	75 89		59	A	Purdue	53 63	153	A	Wisconsin	69 73
20	A	DePaul	69 84	32	H	Michigan St.	81 65		63	H	Chattanooga	54 43	153	H	Wisconsin	67 57
				37	N	West Virginia	64 75		65	H	Michigan	77 69	158	H	Yale	76 60
				41	H	Rutgers	64 48		69	H	Nebraska	59 47	163	A	Illinois	80 68
									76	A	Minnesota	76 78	163	H	Illinois	68 66
									84	H	Georgia Tech	69 60	231	A	Indiana St.	53 50
									91	A	Northwestern	91 84	265	H	Tennessee St.	88 56
													268	N	Austin Peay	90 58
													328	A	IPFW	79 72
LAST 12 Division I GAMES:																
153	H	Wisconsin	67 57	91	A	Northwestern	91 84									
163	A	Illinois	80 68	163	H	Illinois	68 66									
69	H	Nebraska	59 47	76	A	Minnesota	76 78									
57	H	Iowa	79 74	32	H	Michigan St.	81 65									
11	A	Maryland	63 86	59	A	Purdue	53 63									
41	H	Rutgers	64 48	5	A	Ohio St.	70 97									

Non-Div I Games:

Indiana

■ Loss, 
■ Non-Conf, S Site, 
■ Home 
■ Away 
N Neutral

Average RPI Win: 252		WON-LOST	WINNING	LAST 10	STRENGTH OF	OPP. STRENGTH	TEAM	ADJ.	CONF.	ADJ CONF.
Average RPI Loss: 143		RECORD	PCT. RANK	GAMES	SCHEDULE	OF SCHEDULE	RPI	RPI	RPI	RPI
DIV. I ONLY		10- 13	208	5- 5	215	231	231	231	21	21
DIV. I NON-CONF.		4- 7	222	0- 0	201	274	231	231	17	17
TOTALS	RPI 1-25		RPI 26-50		W-L RECORDS		RPI 51-100		RPI 101-150	RPI 150+
10- 13	0- 0		0- 1		OVERALL		0- 3		1- 5	9- 4
7- 5	0- 0		0- 1		HOME		0- 2		1- 1	6- 1
3- 7	0- 0		0- 0		AWAY		0- 1		0- 4	3- 2
0- 1	0- 0		0- 0		NEUTRAL		0- 0		0- 0	0- 1
4- 7	0- 0		0- 1		NON-CONFERENCE		0- 2		0- 1	4- 3
2- 3	0- 0		0- 1		HOME		0- 1		0- 0	2- 1
2- 3	0- 0		0- 0		AWAY		0- 1		0- 1	2- 1
0- 1	0- 0		0- 0		NEUTRAL		0- 0		0- 0	0- 1
6- 6	0- 0		0- 0		CONFERENCE		0- 1		1- 4	5- 1
5- 2	0- 0		0- 0		HOME		0- 1		1- 1	4- 0
1- 4	0- 0		0- 0		AWAY		0- 0		0- 3	1- 1
0- 0	0- 0		0- 0		NEUTRAL		0- 0		0- 0	0- 0

RPI 1-25				RPI 26-50				RPI 51-100				RPI 101+				Team's RPI: 231	
RPI	S	Opponent	Score	RPI	S	Opponent	Score	RPI	S	Opponent	Score	RPI	S	Opponent	Score		
				47	H	Indiana	50 53	68	A	Central Mich.	65 85	108	A	Drake	55 80		
								74	H	Saint Louis	52 62	108	H	Drake	68 53		
								86	H	Missouri St.	51 59	116	A	IUPUI	43 68		
												121	A	UNI	42 53		
												121	H	UNI	45 61		
												145	A	Southern Ill.	64 76		
												155	A	Northern Ky.	67 73		
												167	H	Loyola Chicago	62 48		
												183	A	Tulsa	67 63		
												195	H	Butler	70 63		
												233	N	Stephen F. Austin	62 71		
												276	H	Omaha	50 51		
												295	H	Wichita St.	59 33		
												298	A	UMKC	77 47		
												302	H	Bradley	59 37		
												314	A	Illinois St.	62 73		
												314	H	Illinois St.	63 56		
												318	A	Evansville	59 44		
												336	H	Eastern Ill.	60 42		
LAST 12 Division I GAMES:																	
				108	H	Drake	68 53	167	H	Loyola Chicago	62 48						
				121	H	UNI	45 61	121	A	UNI	42 53						
				314	A	Illinois St.	62 73	108	A	Drake	55 80						
				318	A	Evansville	59 44	314	H	Illinois St.	63 56						
				145	A	Southern Ill.	64 76	86	H	Missouri St.	51 59						
				302	H	Bradley	59 37	295	H	Wichita St.	59 33						

Non-Div I Games:

Indiana St.

Loss, Non-Conf, S Site, H Home A Away N Neutral

Average RPI Win: 239		WON-LOST	WINNING	LAST 10	STRENGTH OF	OPP. STRENGTH	TEAM	ADJ.	CONF.	ADJ CONF.
Average RPI Loss: 112		RECORD	PCT. RANK	GAMES	SCHEDULE	OF SCHEDULE	RPI	RPI	RPI	RPI
DIV. I ONLY		17- 10	97	7- 3	209	179	111	111	23	23
DIV. I NON-CONF.		4- 7	222	0- 0	89	36	158	158	24	24
TOTALS		RPI 1-25	RPI 26-50	W-L RECORDS	RPI 51-100	RPI 101-150	RPI 150+			
17- 10	0- 0		0- 3	OVERALL	1- 1	1- 3	15- 3			
8- 1	0- 0		0- 0	HOME	0- 0	1- 1	7- 0			
8- 7	0- 0		0- 2	AWAY	1- 1	0- 2	7- 2			
1- 2	0- 0		0- 1	NEUTRAL	0- 0	0- 0	1- 1			
4- 7	0- 0		0- 3	NON-CONFERENCE	1- 1	1- 2	2- 1			
2- 1	0- 0		0- 0	HOME	0- 0	1- 1	1- 0			
1- 4	0- 0		0- 2	AWAY	1- 1	0- 1	0- 0			
1- 2	0- 0		0- 1	NEUTRAL	0- 0	0- 0	1- 1			
13- 3	0- 0		0- 0	CONFERENCE	0- 0	0- 1	13- 2			
6- 0	0- 0		0- 0	HOME	0- 0	0- 0	6- 0			
7- 3	0- 0		0- 0	AWAY	0- 0	0- 1	7- 2			
0- 0	0- 0		0- 0	NEUTRAL	0- 0	0- 0	0- 0			

[illegible]

Non-Div I Games:

Iona

Loss, Non-Conf, S Site, H Home A Away N Neutral

Average RPI Win:	136	WON-LOST	WINNING	LAST 10	STRENGTH OF	OPP. STRENGTH	TEAM	ADJ.	CONF.	ADJ CONF.
Average RPI Loss:	53	RECORD	PCT. RANK	GAMES	SCHEDULE	OF SCHEDULE	RPI	RPI	RPI	RPI
DIV. I ONLY	15- 11	126	3- 7	24	54	57	57	4	4	
DIV. I NON-CONF.	10- 2	33	0- 0	64	174	23	23	3	3	
TOTALS	RPI 1-25	RPI 26-50	W-L RECORDS	RPI 51-100	RPI 101-150	RPI 150+				
15- 11	0- 2	1- 4	OVERALL	6- 3	3- 2	5- 0				
8- 4	0- 2	1- 1	HOME	2- 0	2- 1	3- 0				
5- 6	0- 0	0- 2	AWAY	3- 3	1- 1	1- 0				
2- 1	0- 0	0- 1	NEUTRAL	1- 0	0- 0	1- 0				
10- 2	0- 0	0- 1	NON-CONFERENCE	3- 0	3- 1	4- 0				
6- 0	0- 0	0- 0	HOME	1- 0	2- 0	3- 0				
2- 1	0- 0	0- 0	AWAY	1- 0	1- 1	0- 0				
2- 1	0- 0	0- 1	NEUTRAL	1- 0	0- 0	1- 0				
5- 9	0- 2	1- 3	CONFERENCE	3- 3	0- 1	1- 0				
2- 4	0- 2	1- 1	HOME	1- 0	0- 1	0- 0				
3- 5	0- 0	0- 2	AWAY	2- 3	0- 0	1- 0				
0- 0	0- 0	0- 0	NEUTRAL	0- 0	0- 0	0- 0				

RPI	S	Opponent	Score	RPI	S	Opponent	Score	RPI	S	Opponent	Score	RPI	S	Opponent	Score
5	H	Ohio St.	81 98	27	N	George Washington	77 81	59	A	Purdue	73 90	102	A	Iowa St.	66 69
11	H	Maryland	56 76	32	A	Michigan St.	73 80	65	A	Michigan	75 82	108	H	Drake	89 76
				32	H	Michigan St.	69 74	65	H	Michigan	85 69	121	A	UNI	80 65
				41	H	Rutgers	69 65	69	A	Nebraska	74 68	129	H	North Dakota	83 61
				47	A	Indiana	74 79	76	A	Minnesota	76 78	130	H	Penn St.	69 82
								91	A	Northwestern	79 64	153	A	Wisconsin	57 54
								93	N	Wright St.	83 77	197	H	Robert Morris	69 50
								95	A	Virginia	85 73	226	H	Western Ill.	96 81
								96	H	UT Martin	62 56	261	N	Houston	64 50
												302	H	Bradley	60 53
LAST 12 Division I GAMES:															
76	A	Minnesota	76 78	59	A	Purdue	73 90								
5	H	Ohio St.	81 98	130	H	Penn St.	69 82								
32	H	Michigan St.	69 74	32	A	Michigan St.	73 80								
47	A	Indiana	74 79	153	A	Wisconsin	57 54								
91	A	Northwestern	79 64	11	H	Maryland	56 76								
65	H	Michigan	85 69	65	A	Michigan	75 82								

Non-Div I Games:

Iowa

Average RPI Win:	176	WON-LOST	WINNING	LAST 10	STRENGTH OF	OPP. STRENGTH	TEAM	ADJ.	CONF.	ADJ CONF.
Average RPI Loss:	59	RECORD	PCT. RANK	GAMES	SCHEDULE	OF SCHEDULE	RPI	RPI	RPI	RPI
DIV. I ONLY	12- 12	167	2- 8	59	43	102	102	3	3	
DIV. I NON-CONF.	8- 3	77	0- 0	209	183	111	111	4	4	
TOTALS	RPI 1-25	RPI 26-50	W-L RECORDS	RPI 51-100	RPI 101-150	RPI 150+				
12- 12	1- 5	1- 1	OVERALL	1- 3	1- 3	8- 0				
8- 4	1- 3	0- 0	HOME	1- 1	0- 0	6- 0				
3- 6	0- 2	1- 1	AWAY	0- 1	1- 2	1- 0				
1- 2	0- 0	0- 0	NEUTRAL	0- 1	0- 1	1- 0				
8- 3	0- 0	0- 0	NON-CONFERENCE	1- 1	1- 2	6- 0				
6- 0	0- 0	0- 0	HOME	1- 0	0- 0	5- 0				
1- 1	0- 0	0- 0	AWAY	0- 0	1- 1	0- 0				
1- 2	0- 0	0- 0	NEUTRAL	0- 1	0- 1	1- 0				
4- 9	1- 5	1- 1	CONFERENCE	0- 2	0- 1	2- 0				
2- 4	1- 3	0- 0	HOME	0- 1	0- 0	1- 0				
2- 5	0- 2	1- 1	AWAY	0- 1	0- 1	1- 0				
0- 0	0- 0	0- 0	NEUTRAL	0- 0	0- 0	0- 0				

RPI	S	Opponent	Score	RPI	S	Opponent	Score	RPI	S	Opponent	Score	RPI	S	Opponent	Score	Team's RPI: 102
4	H	Baylor	61 77	37	A	West Virginia	47 57	51	N	Duke	48 86	108	A	Drake	70 74	
8	A	Texas	54 75	48	A	Kansas St.	84 79	57	H	Iowa	69 66	121	A	UNI	84 75	
8	H	Texas	49 65					92	A	TCU	69 79	132	N	Idaho	65 97	
17	A	Oklahoma St.	76 79					92	H	TCU	62 72	133	A	Texas Tech	66 69	
17	H	Oklahoma St.	49 42									156	H	Hampton	95 59	
24	H	Oklahoma	71 77									179	H	Southern U.	86 46	
												196	A	Kansas	63 53	
												196	H	Kansas	65 49	
												212	N	Texas St.	83 61	
												272	H	Northern Ariz.	79 63	
												318	H	Alcorn	91 41	
												339	H	Ark.-Pine Bluff	70 41	
LAST 12 Division I GAMES:																
92	A	TCU	69 79	4	H	Baylor	61 77									
37	A	West Virginia	47 57	17	A	Oklahoma St.	76 79									
8	H	Texas	49 65	133	A	Texas Tech	66 69									
196	A	Kansas	63 53	196	H	Kansas	65 49									
24	H	Oklahoma	71 77	8	A	Texas	54 75									
92	H	TCU	62 72	17	H	Oklahoma St.	49 42									

Non-Div I Games:

Iowa St.

■ Loss, 
 ■ Non-Conf, 
 ■ S Site, 
 ■ H Home 
 ■ A Away 
 N Neutral

Average RPI Win:	313	WON-LOST	WINNING	LAST 10	STRENGTH OF	OPP. STRENGTH	TEAM	ADJ.	CONF.	ADJ CONF.
Average RPI Loss:	212	RECORD	PCT. RANK	GAMES	SCHEDULE	OF SCHEDULE	RPI	RPI	RPI	RPI
DIV. I ONLY	9- 12	217	3- 7	341	344	306	306	32	32	
DIV. I NON-CONF.	3- 5	218	0- 0	335	227	301	301	31	31	
TOTALS	RPI 1-25	RPI 26-50	W-L RECORDS	RPI 51-100	RPI 101-150	RPI 150+				
9- 12	0- 1	0- 0	OVERALL	0- 1	0- 1	9- 9				
5- 5	0- 0	0- 0	HOME	0- 0	0- 0	5- 5				
4- 7	0- 1	0- 0	AWAY	0- 1	0- 1	4- 4				
0- 0	0- 0	0- 0	NEUTRAL	0- 0	0- 0	0- 0				
3- 5	0- 1	0- 0	NON-CONFERENCE	0- 1	0- 1	3- 2				
2- 1	0- 0	0- 0	HOME	0- 0	0- 0	2- 1				
1- 4	0- 1	0- 0	AWAY	0- 1	0- 1	1- 1				
0- 0	0- 0	0- 0	NEUTRAL	0- 0	0- 0	0- 0				
6- 7	0- 0	0- 0	CONFERENCE	0- 0	0- 0	6- 7				
3- 4	0- 0	0- 0	HOME	0- 0	0- 0	3- 4				
3- 3	0- 0	0- 0	AWAY	0- 0	0- 0	3- 3				
0- 0	0- 0	0- 0	NEUTRAL	0- 0	0- 0	0- 0				

RPI 1-25				RPI 26-50				RPI 51-100				RPI 101+ Team's RPI: 306			
RPI	S	Opponent	Score	RPI	S	Opponent	Score	RPI	S	Opponent	Score	RPI	S	Opponent	Score
18	A	Kentucky	24 92					80	A	Tulane	49 92	124	A	Northwestern St.	54 59
												179	A	Southern U.	57 84
												179	H	Southern U.	57 66
												185	H	Grambling	58 79
												238	A	Texas Southern	47 66
												238	H	Texas Southern	36 62
												279	H	Alabama St.	70 69
												281	H	Jacksonville St.	71 65
												291	A	Prairie View	77 67
												291	H	Prairie View	52 62
												305	A	Southeastern La.	79 72
												318	A	Alcorn	73 66
												318	H	Alcorn	79 65
												334	H	Chicago St.	59 76
												335	H	Lipscomb	53 52
												339	A	Ark.-Pine Bluff	66 71
												341	A	New Orleans	68 85
												345	H	Alabama A&M	59 58
												348	A	Mississippi Val.	72 46
LAST 12 Division I GAMES:															
291	A	Prairie View	77 67	185	H	Grambling	58 79								
238	A	Texas Southern	47 66	291	H	Prairie View	52 62								
179	H	Southern U.	57 66	238	H	Texas Southern	36 62								
318	H	Alcorn	79 65	179	A	Southern U.	57 84								
339	A	Ark.-Pine Bluff	66 71	318	A	Alcorn	73 66								
348	A	Mississippi Val.	72 46	345	H	Alabama A&M	59 58								

Non-Div I Games: Fisk 78 58 Blue Mountain 74 52 Mobile 100 57

Jackson St.

Loss, Non-Conf, S Site, H Home A Away N Neutral



## Jacksonville

Through Games Of Feb. 16, 2016

Average RPI Win:	284	WON-LOST	WINNING	LAST 10	STRENGTH OF	OPP. STRENGTH	TEAM	ADJ.	CONF.	ADJ CONF.
Average RPI Loss:	115	RECORD	PCT. RANK	GAMES	SCHEDULE	OF SCHEDULE	RPI	RPI	RPI	RPI
DIV. I ONLY	14- 10	125	7- 3	247	262	147	147	29	29	
DIV. I NON-CONF.	6- 7	176	1- 0	232	222	193	193	27	27	
TOTALS	RPI 1-25	RPI 26-50	W-L RECORDS	RPI 51-100	RPI 101-150	RPI 150+				
14- 10	0- 2	0- 1	OVERALL	0- 2	0- 2	14- 3				
7- 1	0- 0	0- 0	HOME	0- 1	0- 0	7- 0				
6- 8	0- 1	0- 1	AWAY	0- 0	0- 1	6- 0				
1- 1	0- 0	0- 0	NEUTRAL	0- 0	0- 0	1- 1				
6- 7	0- 2	0- 1	NON-CONFERENCE	0- 0	0- 2	6- 2				
4- 0	0- 0	0- 0	HOME	0- 0	0- 0	4- 0				
1- 6	0- 2	0- 1	AWAY	0- 0	0- 2	1- 1				
1- 1	0- 0	0- 0	NEUTRAL	0- 0	0- 0	1- 1				
8- 3	0- 0	0- 0	CONFERENCE	0- 2	0- 0	8- 1				
3- 1	0- 0	0- 0	HOME	0- 1	0- 0	3- 0				
5- 2	0- 0	0- 0	AWAY	0- 1	0- 0	5- 1				
0- 0	0- 0	0- 0	NEUTRAL	0- 0	0- 0	0- 0				

RPI 1-25				RPI 26-50				RPI 51-100				RPI 101+ Team's RPI: 147			
RPI	S	Opponent	Score	RPI	S	Opponent	Score	RPI	S	Opponent	Score	RPI	S	Opponent	Score
13	A	Florida St.	60 77	44	A	South Fla.	52 74	60	A	FGCU	39 58	114	A	Wake Forest	51 57
19	A	Syracuse	49 65					60	H	FGCU	55 59	144	A	UT Arlington	54 56
												181	A	Stetson	61 66
												181	H	Stetson	69 49
												206	A	USC Upstate	49 43
												232	N	Dartmouth	51 44
												253	N	Bowling Green	69 72
												259	A	Bethune-Cookman	63 53
												262	A	UNCW	49 51
												269	H	Murray St.	79 54
												288	H	FIU	80 44
												299	A	Kennesaw St.	67 42
												299	H	Kennesaw St.	78 63
												301	H	Savannah St.	65 52
												308	H	South Carolina St.	79 47
												317	A	North Florida	73 39
												335	A	Lipscomb	76 55
												335	H	Lipscomb	81 51
												342	A	NJIT	65 36
LAST 12 Division I GAMES:															
335	A	Lipscomb	76 55	342	A	NJIT	65 36								
299	A	Kennesaw St.	67 42	206	A	USC Upstate	49 43								
60	H	FGCU	55 59	299	H	Kennesaw St.	78 63								
181	A	Stetson	61 66	335	H	Lipscomb	81 51								
60	A	FGCU	39 58	317	A	North Florida	73 39								
181	H	Stetson	69 49	301	H	Savannah St.	65 52								

Non-Div I Games: Edward Waters 90 51 Thomas (GA) 88 50

Jacksonville

Loss, Non-Conf, S Site, H Home A Away N Neutral

Average RPI Win:	287	WON-LOST	WINNING	LAST 10	STRENGTH OF	OPP. STRENGTH	TEAM	ADJ.	CONF.	ADJ CONF.
Average RPI Loss:	188	RECORD	PCT. RANK	GAMES	SCHEDULE	OF SCHEDULE	RPI	RPI	RPI	RPI
DIV. I ONLY	9- 15	244	4- 6	305	290	281	281	24	24	
DIV. I NON-CONF.	4- 7	222	0- 0	297	333	277	277	23	23	
TOTALS	RPI 1-25	RPI 26-50	W-L RECORDS	RPI 51-100	RPI 101-150	RPI 150+				
9- 15	0- 0	0- 0	OVERALL	0- 2	0- 5	9- 8				
6- 4	0- 0	0- 0	HOME	0- 1	0- 2	6- 1				
3- 11	0- 0	0- 0	AWAY	0- 1	0- 3	3- 7				
0- 0	0- 0	0- 0	NEUTRAL	0- 0	0- 0	0- 0				
4- 7	0- 0	0- 0	NON-CONFERENCE	0- 1	0- 3	4- 3				
3- 1	0- 0	0- 0	HOME	0- 0	0- 1	3- 0				
1- 6	0- 0	0- 0	AWAY	0- 1	0- 2	1- 3				
0- 0	0- 0	0- 0	NEUTRAL	0- 0	0- 0	0- 0				
5- 8	0- 0	0- 0	CONFERENCE	0- 1	0- 2	5- 5				
3- 3	0- 0	0- 0	HOME	0- 1	0- 1	3- 1				
2- 5	0- 0	0- 0	AWAY	0- 0	0- 1	2- 4				
0- 0	0- 0	0- 0	NEUTRAL	0- 0	0- 0	0- 0				

RPI 1-25			RPI 26-50			RPI 51-100			RPI 101+			Team's RPI: 281			
RPI	S	Opponent	Score	RPI	S	Opponent	Score	RPI	S	Opponent	Score				
								59	A	Purdue	48 67	104	A	Belmont	42 56
								96	H	UT Martin	53 63	104	H	Belmont	32 44
												109	A	Memphis	55 70
												120	A	Mercer	39 46
												123	H	Samford	39 50
												166	H	SIUE	57 62
												201	A	Eastern Ky.	56 54
												202	A	Southeast Mo. St.	47 61
												265	H	Tennessee St.	69 55
												268	A	Austin Peay	59 61
												269	A	Murray St.	74 71
												275	A	Tennessee Tech	49 51
												275	H	Tennessee Tech	55 46
												277	A	Ga. Southern	56 60
												299	H	Kennesaw St.	61 52
												300	A	Morehead St.	63 67
												301	H	Savannah St.	50 35
												306	A	Jackson St.	65 71
												307	A	Wofford	54 66
												318	H	Alcorn	67 65
												321	A	Nicholls St.	63 49
												336	H	Eastern Ill.	60 52
LAST 12 Division I GAMES:															
275	A	Tennessee Tech	49 51	104	H	Belmont	32 44								
104	A	Belmont	42 56	96	H	UT Martin	53 63								
275	H	Tennessee Tech	55 46	202	A	Southeast Mo. St.	47 61								
265	H	Tennessee St.	69 55	269	A	Murray St.	74 71								
201	A	Eastern Ky.	56 54	268	A	Austin Peay	59 61								
300	A	Morehead St.	63 67	336	H	Eastern Ill.	60 52								

Non-Div I Games: Tuskegee 74 47

Jacksonville St.

Average RPI Win:	171	WON-LOST	WINNING	LAST 10	STRENGTH OF	OPP. STRENGTH	TEAM	ADJ.	CONF.	ADJ CONF.
Average RPI Loss:	62	RECORD	PCT. RANK	GAMES	SCHEDULE	OF SCHEDULE	RPI	RPI	RPI	RPI
DIV. I ONLY	18- 5	36	10- 0	86	93	35	35	13	13	
DIV. I NON-CONF.	7- 4	110	0- 0	90	43	80	80	12	12	
TOTALS	RPI 1-25	RPI 26-50	W-L RECORDS	RPI 51-100	RPI 101-150	RPI 150+				
18- 5	0- 2	0- 2	OVERALL	6- 0	0- 0	12- 1				
11- 0	0- 0	0- 0	HOME	3- 0	0- 0	8- 0				
7- 3	0- 1	0- 1	AWAY	3- 0	0- 0	4- 1				
0- 2	0- 1	0- 1	NEUTRAL	0- 0	0- 0	0- 0				
7- 4	0- 2	0- 2	NON-CONFERENCE	1- 0	0- 0	6- 0				
5- 0	0- 0	0- 0	HOME	1- 0	0- 0	4- 0				
2- 2	0- 1	0- 1	AWAY	0- 0	0- 0	2- 0				
0- 2	0- 1	0- 1	NEUTRAL	0- 0	0- 0	0- 0				
11- 1	0- 0	0- 0	CONFERENCE	5- 0	0- 0	6- 1				
6- 0	0- 0	0- 0	HOME	2- 0	0- 0	4- 0				
5- 1	0- 0	0- 0	AWAY	3- 0	0- 0	2- 1				
0- 0	0- 0	0- 0	NEUTRAL	0- 0	0- 0	0- 0				

RPI 1-25				RPI 26-50				Team's RPI: 35	RPI 51-100				RPI 101+			
RPI	S	Opponent	Score	RPI	S	Opponent	Score		RPI	S	Opponent	Score	RPI	S	Opponent	Score
4	N	Baylor	63 77	37	N	West Virginia	62 69		66	A	Hofstra	71 54	154	H	Davidson	87 45
10	A	UCLA	61 90	40	A	St. Bonaventure	45 56		66	H	Hofstra	57 42	156	A	Hampton	68 56
									89	A	Drexel	59 55	172	A	Northeastern	61 52
									89	H	Drexel	67 56	172	H	Northeastern	85 62
									90	A	Elon	81 76	173	H	Delaware	75 55
									98	H	Liberty	72 56	207	H	Col. of Charleston	83 61
													208	A	Richmond	73 47
													217	A	William & Mary	59 65
													225	H	Morgan St.	92 31
													248	H	American	74 45
													262	H	UNCW	60 40
													284	A	Towson	64 57
													324	H	Longwood	88 30
LAST 12 Division I GAMES:																
66	H	Hofstra	57 42	284	A	Towson	64 57									
89	A	Drexel	59 55	172	H	Northeastern	85 62									
172	A	Northeastern	61 52	89	H	Drexel	67 56									
66	A	Hofstra	71 54	90	A	Elon	81 76									
262	H	UNCW	60 40	207	H	Col. of Charleston	83 61									
173	H	Delaware	75 55	217	A	William & Mary	59 65									

Non-Div I Games:

James Madison

Kansas

Through Games Of Feb. 16, 2016

Average RPI Win:	200	WON-LOST	WINNING	LAST 10	STRENGTH OF	OPP. STRENGTH	TEAM	ADJ.	CONF.	ADJ CONF.
Average RPI Loss:	73	RECORD	PCT. RANK	GAMES	SCHEDULE	OF SCHEDULE	RPI	RPI	RPI	RPI
DIV. I ONLY	5- 19	309	0- 10	18	52	196	196	3	3	
DIV. I NON-CONF.	5- 6	180	0- 0	192	198	236	236	4	4	
TOTALS	RPI 1-25	RPI 26-50	W-L RECORDS	RPI 51-100	RPI 101-150	RPI 150+				
5- 19	0- 6	0- 5	OVERALL	0- 1	2- 5	3- 2				
4- 10	0- 3	0- 3	HOME	0- 1	2- 2	2- 1				
0- 9	0- 3	0- 2	AWAY	0- 0	0- 3	0- 1				
1- 0	0- 0	0- 0	NEUTRAL	0- 0	0- 0	1- 0				
5- 6	0- 0	0- 1	NON-CONFERENCE	0- 1	2- 2	3- 2				
4- 4	0- 0	0- 1	HOME	0- 1	2- 1	2- 1				
0- 2	0- 0	0- 0	AWAY	0- 0	0- 1	0- 1				
1- 0	0- 0	0- 0	NEUTRAL	0- 0	0- 0	1- 0				
0- 13	0- 6	0- 4	CONFERENCE	0- 0	0- 3	0- 0				
0- 6	0- 3	0- 2	HOME	0- 0	0- 1	0- 0				
0- 7	0- 3	0- 2	AWAY	0- 0	0- 2	0- 0				
0- 0	0- 0	0- 0	NEUTRAL	0- 0	0- 0	0- 0				

RPI	S	Opponent	Score	RPI	S	Opponent	Score	RPI	S	Opponent	Score	RPI	S	Opponent	Score	Team's RPI: 196
4	A	Baylor	49 81	37	A	West Virginia	35 72	72	H	Washington St.	53 66	102	A	Iowa St.	49 65	
4	H	Baylor	40 58	37	H	West Virginia	45 65					102	H	Iowa St.	53 63	
8	A	Texas	46 70	42	H	St. John's (NY)	71 86					109	H	Memphis	72 63	
8	H	Texas	38 75	48	A	Kansas St.	67 81					112	A	Arizona	52 67	
17	H	Oklahoma St.	46 74	48	H	Kansas St.	46 59					133	A	Texas Tech	44 54	
24	A	Oklahoma	44 67									138	H	Oral Roberts	63 70	
												142	H	Creighton	67 54	
												159	A	SMU	64 73	
												238	H	Texas Southern	72 65	
												251	H	Navy	61 54	
												258	N	Northern Ill.	66 58	
												298	H	UMKC	44 47	
LAST 12 Division I GAMES:																
48	A	Kansas St.	67 81	48	H	Kansas St.	46 59									
4	A	Baylor	49 81	37	A	West Virginia	35 72									
102	H	Iowa St.	53 63	8	H	Texas	38 75									
133	A	Texas Tech	44 54	102	A	Iowa St.	49 65									
8	A	Texas	46 70	4	H	Baylor	40 58									
17	H	Oklahoma St.	46 74	37	H	West Virginia	45 65									

Non-Div I Games:

Kansas

Loss, Non-Conf, S Site, H Home A Away N Neutral

Average RPI Win:	155	WON-LOST	WINNING	LAST 10	STRENGTH OF	OPP. STRENGTH	TEAM	ADJ.	CONF.	ADJ CONF.
Average RPI Loss:	38	RECORD	PCT. RANK	GAMES	SCHEDULE	OF SCHEDULE	RPI	RPI	RPI	RPI
DIV. I ONLY	16- 8	83	6- 4	32	60	48	48	3	3	
DIV. I NON-CONF.	10- 1	19	0- 0	62	254	13	13	4	4	
TOTALS	RPI 1-25	RPI 26-50	W-L RECORDS	RPI 51-100	RPI 101-150	RPI 150+				
16- 8	2- 4	0- 2	OVERALL	3- 1	2- 1	9- 0				
12- 3	2- 1	0- 1	HOME	3- 0	1- 1	6- 0				
4- 5	0- 3	0- 1	AWAY	0- 1	1- 0	3- 0				
0- 0	0- 0	0- 0	NEUTRAL	0- 0	0- 0	0- 0				
10- 1	0- 1	0- 0	NON-CONFERENCE	2- 0	1- 0	7- 0				
8- 0	0- 0	0- 0	HOME	2- 0	1- 0	5- 0				
2- 1	0- 1	0- 0	AWAY	0- 0	0- 0	2- 0				
0- 0	0- 0	0- 0	NEUTRAL	0- 0	0- 0	0- 0				
6- 7	2- 3	0- 2	CONFERENCE	1- 1	1- 1	2- 0				
4- 3	2- 1	0- 1	HOME	1- 0	0- 1	1- 0				
2- 4	0- 2	0- 1	AWAY	0- 1	1- 0	1- 0				
0- 0	0- 0	0- 0	NEUTRAL	0- 0	0- 0	0- 0				

RPI	S	Opponent	Score	RPI	S	Opponent	Score	RPI	S	Opponent	Score	RPI	S	Opponent	Score
2	A	UConn	57 97	37	A	West Virginia	44 64	61	H	Abilene Christian	76 45	102	H	Iowa St.	79 84
4	A	Baylor	52 87	37	H	West Virginia	53 72	79	H	South Dakota	84 81	133	A	Texas Tech	65 53
8	H	Texas	51 66					92	A	TCU	73 87	144	H	UT Arlington	61 41
17	H	Oklahoma St.	47 44					92	H	TCU	58 49	171	H	Fla. Atlantic	102 53
24	A	Oklahoma	58 68									179	H	Southern U.	59 47
24	H	Oklahoma	87 71									183	A	Tulsa	75 67
												196	A	Kansas	59 46
												196	H	Kansas	81 67
												209	H	UTRGV	61 43
												226	H	Western Ill.	84 45
												237	H	Sam Houston St.	78 50
												334	A	Chicago St.	63 54
LAST 12 Division I GAMES:															
196	H	Kansas	81 67	196	A	Kansas	59 46								
24	H	Oklahoma	87 71	92	H	TCU	58 49								
37	A	West Virginia	44 64	17	H	Oklahoma St.	47 44								
4	A	Baylor	52 87	24	A	Oklahoma	58 68								
8	H	Texas	51 66	37	H	West Virginia	53 72								
133	A	Texas Tech	65 53	92	A	TCU	73 87								

Non-Div I Games:

Kansas St.

Average RPI Win: <b>310</b>	WON-LOST	WINNING	LAST 10	STRENGTH OF	OPP. STRENGTH	TEAM	ADJ.	CONF.	ADJ CONF.
Average RPI Loss: <b>181</b>	RECORD	PCT. RANK	GAMES	SCHEDULE	OF SCHEDULE	RPI	RPI	RPI	RPI
DIV. I ONLY	9- 16	251	4- 6	298	306	299	299	29	29
DIV. I NON-CONF.	4- 10	253	0- 1	260	325	308	308	27	27
TOTALS	RPI 1-25	RPI 26-50	W-L RECORDS	RPI 51-100	RPI 101-150	RPI 150+			
9- 16	0- 1	0- 1	OVERALL	0- 1	0- 4	9- 9			
7- 6	0- 0	0- 0	HOME	0- 1	0- 2	7- 3			
2- 10	0- 1	0- 1	AWAY	0- 0	0- 2	2- 6			
0- 0	0- 0	0- 0	NEUTRAL	0- 0	0- 0	0- 0			
4- 10	0- 1	0- 1	NON-CONFERENCE	0- 0	0- 2	4- 6			
4- 2	0- 0	0- 0	HOME	0- 0	0- 1	4- 1			
0- 8	0- 1	0- 1	AWAY	0- 0	0- 1	0- 5			
0- 0	0- 0	0- 0	NEUTRAL	0- 0	0- 0	0- 0			
5- 6	0- 0	0- 0	CONFERENCE	0- 1	0- 2	5- 3			
3- 4	0- 0	0- 0	HOME	0- 1	0- 1	3- 2			
2- 2	0- 0	0- 0	AWAY	0- 0	0- 1	2- 1			
0- 0	0- 0	0- 0	NEUTRAL	0- 0	0- 0	0- 0			

RPI 1-25					RPI 26-50					RPI 51-100					RPI 101+					Team's RPI: 299	
RPI	S	Opponent	Score		RPI	S	Opponent	Score		RPI	S	Opponent	Score		RPI	S	Opponent	Score			
22	A	Florida	57	84	26	A	Georgia	34	89	60	H	FGCU	47	78	120	H	Mercer	61	72		
															136	A	Xavier	59	62		
															147	A	Jacksonville	63	78		
															147	H	Jacksonville	42	67		
															181	H	Stetson	54	57		
															198	A	Gardner-Webb	56	70		
															206	A	USC Upstate	57	66		
															206	H	USC Upstate	53	61		
															222	H	Presbyterian	49	47		
															268	H	Austin Peay	73	65		
															271	H	Georgia St.	62	66		
															281	A	Jacksonville St.	52	61		
															293	A	Florida A&M	67	69		
															300	A	Morehead St.	77	83		
															303	H	Western Caro.	65	53		
															307	A	Wofford	59	70		
															317	A	North Florida	70	55		
															317	H	North Florida	76	54		
															335	H	Lipscomb	55	54		
															341	H	New Orleans	60	53		
															342	A	NJIT	82	77		
															342	H	NJIT	64	48		
LAST 12 Division I GAMES:																					
317	H	North Florida	76	54	60	H	FGCU	47	78												
147	H	Jacksonville	42	67	181	H	Stetson	54	57												
206	H	USC Upstate	53	61	147	A	Jacksonville	63	78												
342	A	NJIT	82	77	317	A	North Florida	70	55												
206	A	USC Upstate	57	66	335	H	Lipscomb	55	54												
342	H	NJIT	64	48	307	A	Wofford	59	70												

Non-Div I Games: Thomas (GA) 70 41

Kennesaw St.

Loss, Non-Conf, S Site, H Home A Away N Neutral

Average RPI Win:	235	WON-LOST	WINNING	LAST 10	STRENGTH OF	OPP. STRENGTH	TEAM	ADJ.	CONF.	ADJ CONF.
Average RPI Loss:	159	RECORD	PCT. RANK	GAMES	SCHEDULE	OF SCHEDULE	RPI	RPI	RPI	RPI
DIV. I ONLY	4- 17	316	2- 8	203	177	315	315	11	11	
DIV. I NON-CONF.	2- 7	280	0- 0	324	272	344	344	13	13	
TOTALS	RPI 1-25	RPI 26-50	W-L RECORDS	RPI 51-100	RPI 101-150	RPI 150+				
4- 17	0- 0	0- 1	OVERALL	1- 3	0- 7	3- 6				
4- 8	0- 0	0- 1	HOME	1- 2	0- 3	3- 2				
0- 9	0- 0	0- 0	AWAY	0- 1	0- 4	0- 4				
0- 0	0- 0	0- 0	NEUTRAL	0- 0	0- 0	0- 0				
2- 7	0- 0	0- 0	NON-CONFERENCE	0- 2	0- 1	2- 4				
2- 4	0- 0	0- 0	HOME	0- 2	0- 0	2- 2				
0- 3	0- 0	0- 0	AWAY	0- 0	0- 1	0- 2				
0- 0	0- 0	0- 0	NEUTRAL	0- 0	0- 0	0- 0				
2- 10	0- 0	0- 1	CONFERENCE	1- 1	0- 6	1- 2				
2- 4	0- 0	0- 1	HOME	1- 0	0- 3	1- 0				
0- 6	0- 0	0- 0	AWAY	0- 1	0- 3	0- 2				
0- 0	0- 0	0- 0	NEUTRAL	0- 0	0- 0	0- 0				

RPI 1-25				RPI 26-50				RPI 51-100				RPI 101+				Team's RPI: 315
RPI	S	Opponent	Score	RPI	S	Opponent	Score	RPI	S	Opponent	Score	RPI	S	Opponent	Score	
				28	H	Ohio	54 93	68	A	Central Mich.	61 81	105	A	Youngstown St.	61 91	
								76	H	Minnesota	73 85	106	A	Eastern Mich.	51 72	
								81	H	Ball St.	59 50	115	A	Toledo	67 73	
								93	H	Wright St.	68 73	115	H	Toledo	64 67	
												117	A	Western Mich.	52 73	
												117	H	Western Mich.	53 65	
												133	H	Buffalo	66 77	
												193	H	Brown	57 62	
												253	A	Bowling Green	49 71	
												258	H	Northern Ill.	95 85	
												264	A	Miami (OH)	52 55	
												290	H	Colgate	76 71	
												294	H	Cleveland St.	49 60	
												302	A	Bradley	60 68	
												309	H	North Dakota St.	75 54	
												328	A	IPFW	68 86	
LAST 12 Division I GAMES:																
				81	H	Ball St.	59 50	28	H	Ohio	54 93					
				115	H	Toledo	64 67	106	A	Eastern Mich.	51 72					
				264	A	Miami (OH)	52 55	117	A	Western Mich.	52 73					
				117	H	Western Mich.	53 65	133	H	Buffalo	66 77					
				258	H	Northern Ill.	95 85	115	A	Toledo	67 73					
				253	A	Bowling Green	49 71	68	A	Central Mich.	61 81					

Non-Div I Games: Malone 73 59

Kent St.

■ Loss, 
 ■ Non-Conf, 
 ■ S Site, 
 ■ H Home 
 ■ A Away 
 N Neutral

## Kentucky

Through Games Of Feb. 16, 2016

Average RPI Win:	126	WON-LOST	WINNING	LAST 10	STRENGTH OF	OPP. STRENGTH	TEAM	ADJ.	CONF.	ADJ CONF.
Average RPI Loss:	52	RECORD	PCT. RANK	GAMES	SCHEDULE	OF SCHEDULE	RPI	RPI	RPI	RPI
DIV. I ONLY	17- 6	53	5- 5	22	20	18	18	2	2	
DIV. I NON-CONF.	11- 0	1	0- 0	115	65	8	8	2	2	
TOTALS	RPI 1-25	RPI 26-50	W-L RECORDS	RPI 51-100	RPI 101-150	RPI 150+				
17- 6	3- 3	2- 1	OVERALL	3- 1	3- 0	6- 1				
12- 2	2- 1	1- 0	HOME	1- 1	3- 0	5- 0				
5- 4	1- 2	1- 1	AWAY	2- 0	0- 0	1- 1				
0- 0	0- 0	0- 0	NEUTRAL	0- 0	0- 0	0- 0				
11- 0	2- 0	0- 0	NON-CONFERENCE	2- 0	1- 0	6- 0				
8- 0	1- 0	0- 0	HOME	1- 0	1- 0	5- 0				
3- 0	1- 0	0- 0	AWAY	1- 0	0- 0	1- 0				
0- 0	0- 0	0- 0	NEUTRAL	0- 0	0- 0	0- 0				
6- 6	1- 3	2- 1	CONFERENCE	1- 1	2- 0	0- 1				
4- 2	1- 1	1- 0	HOME	0- 1	2- 0	0- 0				
2- 4	0- 2	1- 1	AWAY	1- 0	0- 0	0- 1				
0- 0	0- 0	0- 0	NEUTRAL	0- 0	0- 0	0- 0				

RPI	S	Opponent	Score	RPI	S	Opponent	Score	RPI	S	Opponent	Score	RPI	S	Opponent	Score
3	A	South Carolina	68 78	26	A	Georgia	64 53	51	H	Duke	71 61	106	H	Eastern Mich.	89 67
3	H	South Carolina	62 73	49	A	Auburn	61 66	72	A	Middle Tenn.	68 52	125	H	LSU	70 58
7	A	Arizona St.	68 64	49	H	Auburn	54 47	75	A	Vanderbilt	71 55	146	H	Alabama	73 48
15	H	Tennessee	64 63					75	H	Vanderbilt	69 71	155	A	Northern Ky.	84 65
16	H	Louisville	72 54									162	A	Ole Miss	65 73
22	A	Florida	79 85									178	H	Colorado	86 61
												243	H	Rice	72 39
												265	H	Tennessee St.	81 39
												300	H	Morehead St.	112 57
												306	H	Jackson St.	92 24
LAST 12 Division I GAMES:															
75	A	Vanderbilt	71 55	162	A	Ole Miss	65 73								
125	H	LSU	70 58	49	H	Auburn	54 47								
3	A	South Carolina	68 78	3	H	South Carolina	62 73								
22	A	Florida	79 85	26	A	Georgia	64 53								
75	H	Vanderbilt	69 71	146	H	Alabama	73 48								
15	H	Tennessee	64 63	49	A	Auburn	61 66								

Non-Div I Games:

Kentucky

■ Loss, 
 ■ Non-Conf, S Site, 
 ■ Home 
 ■ Away 
 N Neutral



Average RPI Win: 314		WON-LOST	WINNING	LAST 10	STRENGTH OF	OPP. STRENGTH	TEAM	ADJ.	CONF.	ADJ CONF.
Average RPI Loss: 234		RECORD	PCT. RANK	GAMES	SCHEDULE	OF SCHEDULE	RPI	RPI	RPI	RPI
DIV. I ONLY		8- 17	268	4- 6	334	348	323	323	30	30
DIV. I NON-CONF.		2- 9	296	0- 0	301	318	329	329	32	32
TOTALS	RPI 1-25		RPI 26-50		W-L RECORDS		RPI 51-100		RPI 101-150	RPI 150+
8- 17	0- 1		0- 0		OVERALL		0- 0		0- 2	8- 14
2- 10	0- 1		0- 0		HOME		0- 0		0- 0	2- 9
6- 5	0- 0		0- 0		AWAY		0- 0		0- 2	6- 3
0- 2	0- 0		0- 0		NEUTRAL		0- 0		0- 0	0- 2
2- 9	0- 1		0- 0		NON-CONFERENCE		0- 0		0- 2	2- 6
0- 5	0- 1		0- 0		HOME		0- 0		0- 0	0- 4
2- 2	0- 0		0- 0		AWAY		0- 0		0- 2	2- 0
0- 2	0- 0		0- 0		NEUTRAL		0- 0		0- 0	0- 2
6- 8	0- 0		0- 0		CONFERENCE		0- 0		0- 0	6- 8
2- 5	0- 0		0- 0		HOME		0- 0		0- 0	2- 5
4- 3	0- 0		0- 0		AWAY		0- 0		0- 0	4- 3
0- 0	0- 0		0- 0		NEUTRAL		0- 0		0- 0	0- 0

[illegible]

Non-Div I Games:

LIU Brooklyn

Loss, Non-Conf, S Site, H Home A Away N Neutral

Average RPI Win:	180	WON-LOST	WINNING	LAST 10	STRENGTH OF	OPP. STRENGTH	TEAM	ADJ.	CONF.	ADJ CONF.
Average RPI Loss:	61	RECORD	PCT. RANK	GAMES	SCHEDULE	OF SCHEDULE	RPI	RPI	RPI	RPI
DIV. I ONLY	8- 17	268	1- 9	6	70	125	125	2	2	
DIV. I NON-CONF.	6- 7	176	0- 0	25	181	114	114	2	2	
TOTALS	RPI 1-25	RPI 26-50	W-L RECORDS	RPI 51-100	RPI 101-150	RPI 150+				
8- 17	0- 5	1- 4	OVERALL	0- 4	2- 4	5- 0				
5- 6	0- 2	0- 2	HOME	0- 0	1- 2	4- 0				
2- 9	0- 3	1- 2	AWAY	0- 2	1- 2	0- 0				
1- 2	0- 0	0- 0	NEUTRAL	0- 2	0- 0	1- 0				
6- 7	0- 1	0- 1	NON-CONFERENCE	0- 3	2- 2	4- 0				
4- 1	0- 0	0- 0	HOME	0- 0	1- 1	3- 0				
1- 4	0- 1	0- 1	AWAY	0- 1	1- 1	0- 0				
1- 2	0- 0	0- 0	NEUTRAL	0- 2	0- 0	1- 0				
2- 10	0- 4	1- 3	CONFERENCE	0- 1	0- 2	1- 0				
1- 5	0- 2	0- 2	HOME	0- 0	0- 1	1- 0				
1- 5	0- 2	1- 1	AWAY	0- 1	0- 1	0- 0				
0- 0	0- 0	0- 0	NEUTRAL	0- 0	0- 0	0- 0				

RPI	S	Opponent	Score	RPI	S	Opponent	Score	RPI	S	Opponent	Score	RPI	S	Opponent	Score	Team's RPI: 125
2	A	UConn	40 86	26	A	Georgia	53 46	59	N	Purdue	52 69	114	A	Wake Forest	57 60	
14	H	Texas A&M	35 53	26	H	Georgia	47 58	75	A	Vanderbilt	42 58	123	H	Samford	44 47	
18	A	Kentucky	58 70	33	A	Missouri	46 52	77	N	Maine	41 52	131	H	Arkansas	44 48	
22	A	Florida	45 53	41	A	Rutgers	57 69	80	A	Tulane	63 67	135	A	Little Rock	57 51	
25	H	Mississippi St.	52 71	49	H	Auburn	53 63					146	A	Alabama	45 62	
LAST 12 Division I GAMES:																
26	H	Georgia	47 58	131	H	Arkansas	44 48									
18	A	Kentucky	58 70	22	A	Florida	45 53									
25	H	Mississippi St.	52 71	75	A	Vanderbilt	42 58									
49	H	Auburn	53 63	14	H	Texas A&M	35 53									
33	A	Missouri	46 52	162	H	Ole Miss	76 57									
26	A	Georgia	53 46	146	A	Alabama	45 62									

Non-Div I Games:

LSU

■ Loss, 
■ Non-Conf, 
■ S Site, 
■ H Home 
■ A Away 
N Neutral

Average RPI Win:	<b>297</b>	WON-LOST	WINNING	LAST 10	STRENGTH OF	OPP. STRENGTH	TEAM	ADJ.	CONF.	ADJ CONF.
Average RPI Loss:	<b>129</b>	RECORD	PCT. RANK	GAMES	SCHEDULE	OF SCHEDULE	RPI	RPI	RPI	RPI
DIV. I ONLY	<b>4- 21</b>	<b>325</b>	<b>1- 9</b>	<b>148</b>	<b>136</b>	<b>282</b>	<b>282</b>	<b>7</b>	<b>7</b>	
DIV. I NON-CONF.	<b>3- 10</b>	<b>277</b>	<b>0- 1</b>	<b>146</b>	<b>263</b>	<b>246</b>	<b>246</b>	<b>8</b>	<b>8</b>	
<hr/>										
TOTALS	RPI 1-25	RPI 26-50	W-L RECORDS	RPI 51-100	RPI 101-150	RPI 150+				
4- 21	0- 0	0- 3	OVERALL	0- 5	0- 2	4- 11				
1- 10	0- 0	0- 1	HOME	0- 3	0- 1	1- 5				
2- 10	0- 0	0- 2	AWAY	0- 2	0- 1	2- 5				
1- 1	0- 0	0- 0	NEUTRAL	0- 0	0- 0	1- 1				
3- 10	0- 0	0- 2	NON-CONFERENCE	0- 2	0- 1	3- 5				
0- 5	0- 0	0- 1	HOME	0- 2	0- 0	0- 2				
2- 4	0- 0	0- 1	AWAY	0- 0	0- 1	2- 2				
1- 1	0- 0	0- 0	NEUTRAL	0- 0	0- 0	1- 1				
1- 11	0- 0	0- 1	CONFERENCE	0- 3	0- 1	1- 6				
1- 5	0- 0	0- 0	HOME	0- 1	0- 1	1- 3				
0- 6	0- 0	0- 1	AWAY	0- 2	0- 0	0- 3				
0- 0	0- 0	0- 0	NEUTRAL	0- 0	0- 0	0- 0				

RPI 1-25				RPI 26-50				RPI 51-100				RPI 101+ Team's RPI: 282			
RPI	S	Opponent	Score	RPI	S	Opponent	Score	RPI	S	Opponent	Score	RPI	S	Opponent	Score
				27	A	George Washington	59 83	52	H	Dayton	51 67	103	H	VCU	76 84
				29	A	Miami (FL)	58 86	54	H	Villanova	56 67	114	A	Wake Forest	53 61
				36	H	Penn	68 78	64	H	Temple	48 77	154	H	Davidson	58 66
								74	A	Saint Louis	70 79	164	A	George Mason	70 79
								87	A	Saint Joseph's	55 64	165	A	Fordham	44 54
												170	A	UMBC	29 60
												184	N	Milwaukee	53 69
												191	A	Rhode Island	52 62
												191	H	Rhode Island	61 72
												197	H	Robert Morris	45 76
												208	H	Richmond	43 60
												213	A	Fairfield	59 62
												224	H	North Texas	63 69
												240	H	Massachusetts	66 57
												274	A	Monmouth	65 50
												326	A	Howard	71 68
												346	N	Norfolk St.	67 59
LAST 12 Division I GAMES:															
				165	A	Fordham	44 54	74	A	Saint Louis	70 79				
				240	H	Massachusetts	66 57	36	H	Penn	68 78				
				103	H	VCU	76 84	191	H	Rhode Island	61 72				
				191	A	Rhode Island	52 62	27	A	George Washington	59 83				
				87	A	Saint Joseph's	55 64	164	A	George Mason	70 79				
				52	H	Dayton	51 67	154	H	Davidson	58 66				

Non-Div I Games:

La Salle

■ Loss, 
 ■ Non-Conf, 
 ■ S Site, 
 ■ H Home 
 ■ A Away 
 N Neutral

## La.-Lafayette

Through Games Of Feb. 16, 2016

Average RPI Win:	225	WON-LOST	WINNING	LAST 10	STRENGTH OF	OPP. STRENGTH	TEAM	ADJ.	CONF.	ADJ CONF.
Average RPI Loss:	161	RECORD	PCT. RANK	GAMES	SCHEDULE	OF SCHEDULE	RPI	RPI	RPI	RPI
DIV. I ONLY	14- 7	83	6- 4	278	185	148	148	16	16	
DIV. I NON-CONF.	5- 2	86	0- 0	328	195	152	152	14	14	
TOTALS	RPI 1-25	RPI 26-50	W-L RECORDS	RPI 51-100	RPI 101-150	RPI 150+				
14- 7	0- 0	0- 2	OVERALL	0- 0	3- 1	11- 4				
7- 3	0- 0	0- 1	HOME	0- 0	1- 1	6- 1				
5- 4	0- 0	0- 1	AWAY	0- 0	1- 0	4- 3				
2- 0	0- 0	0- 0	NEUTRAL	0- 0	1- 0	1- 0				
5- 2	0- 0	0- 0	NON-CONFERENCE	0- 0	1- 0	4- 2				
2- 0	0- 0	0- 0	HOME	0- 0	0- 0	2- 0				
1- 2	0- 0	0- 0	AWAY	0- 0	0- 0	1- 2				
2- 0	0- 0	0- 0	NEUTRAL	0- 0	1- 0	1- 0				
9- 5	0- 0	0- 2	CONFERENCE	0- 0	2- 1	7- 2				
5- 3	0- 0	0- 1	HOME	0- 0	1- 1	4- 1				
4- 2	0- 0	0- 1	AWAY	0- 0	1- 0	3- 1				
0- 0	0- 0	0- 0	NEUTRAL	0- 0	0- 0	0- 0				

RPI 1-25				RPI 26-50				RPI 51-100				RPI 101+ Team's RPI: 148			
RPI	S	Opponent	Score	RPI	S	Opponent	Score	RPI	S	Opponent	Score	RPI	S	Opponent	Score
				43	A	Arkansas St.	56 83					131	N	Arkansas	67 59
				43	H	Arkansas St.	62 74					135	A	Little Rock	65 58
												135	H	Little Rock	49 58
												144	H	UT Arlington	63 52
												162	A	Ole Miss	82 78
												176	A	Louisiana Tech	62 79
												187	H	Troy	56 53
												199	H	South Ala.	69 50
												212	H	Texas St.	42 46
												236	N	Sacred Heart	60 58
												257	A	Appalachian St.	59 76
												257	H	Appalachian St.	60 51
												260	H	UC Santa Barbara	61 42
												261	A	Houston	51 52
												271	A	Georgia St.	77 57
												277	A	Ga. Southern	56 39
												285	A	La.-Monroe	71 52
												285	H	La.-Monroe	52 40
												318	H	Alcorn	73 61
LAST 12 Division I GAMES:															
				135	H	Little Rock	49 58					187	H	Troy	56 53
				43	H	Arkansas St.	62 74					199	H	South Ala.	69 50
				257	A	Appalachian St.	59 76					271	A	Georgia St.	77 57
				285	H	La.-Monroe	52 40					277	A	Ga. Southern	56 39
				144	H	UT Arlington	63 52					43	A	Arkansas St.	56 83
				212	H	Texas St.	42 46					135	A	Little Rock	65 58

Non-Div I Games: Southern-N.O. 81 28 Dillard 84 36

La.-Lafayette

Loss, Non-Conf, S Site, H Home A Away N Neutral

Average RPI Win:	260	WON-LOST	WINNING	LAST 10	STRENGTH OF	OPP. STRENGTH	TEAM	ADJ.	CONF.	ADJ CONF.
Average RPI Loss:	155	RECORD	PCT. RANK	GAMES	SCHEDULE	OF SCHEDULE	RPI	RPI	RPI	RPI
DIV. I ONLY	5- 14	286	3- 7	224	192	285	285	16	16	
DIV. I NON-CONF.	2- 3	201	0- 0	325	145	243	243	14	14	
TOTALS	RPI 1-25	RPI 26-50	W-L RECORDS	RPI 51-100	RPI 101-150	RPI 150+				
5- 14	0- 0	0- 2	OVERALL	0- 1	0- 6	5- 5				
3- 6	0- 0	0- 1	HOME	0- 0	0- 3	3- 2				
2- 8	0- 0	0- 1	AWAY	0- 1	0- 3	2- 3				
0- 0	0- 0	0- 0	NEUTRAL	0- 0	0- 0	0- 0				
2- 3	0- 0	0- 0	NON-CONFERENCE	0- 1	0- 1	2- 1				
1- 0	0- 0	0- 0	HOME	0- 0	0- 0	1- 0				
1- 3	0- 0	0- 0	AWAY	0- 1	0- 1	1- 1				
0- 0	0- 0	0- 0	NEUTRAL	0- 0	0- 0	0- 0				
3- 11	0- 0	0- 2	CONFERENCE	0- 0	0- 5	3- 4				
2- 6	0- 0	0- 1	HOME	0- 0	0- 3	2- 2				
1- 5	0- 0	0- 1	AWAY	0- 0	0- 2	1- 2				
0- 0	0- 0	0- 0	NEUTRAL	0- 0	0- 0	0- 0				

RPI S	Opponent	Score	RPI S	Opponent	Score	RPI S	Opponent	Score	RPI S	Opponent	Score	Team's RPI: 285
43	A Arkansas St.	43 66	43	H Arkansas St.	64 78	92	A TCU	42 80	125	A LSU	54 61	
									135	A Little Rock	44 56	
									135	H Little Rock	37 53	
									144	H UT Arlington	50 60	
									148	A La.-Lafayette	40 52	
									148	H La.-Lafayette	52 71	
									168	A McNeese St.	62 72	
									187	H Troy	77 73	
									199	H South Ala.	57 63	
									212	H Texas St.	63 59	
									257	A Appalachian St.	52 64	
									257	H Appalachian St.	54 57	
									271	A Georgia St.	52 65	
									277	A Ga. Southern	50 49	
									305	A Southeastern La.	88 84	
									321	H Nicholls St.	69 57	
LAST 12 Division I GAMES:												
43	H Arkansas St.	64 78	199	H South Ala.	57 63							
135	H Little Rock	37 53	187	H Troy	77 73							
257	A Appalachian St.	52 64	277	A Ga. Southern	50 49							
148	A La.-Lafayette	40 52	271	A Georgia St.	52 65							
212	H Texas St.	63 59	135	A Little Rock	44 56							
144	H UT Arlington	50 60	43	A Arkansas St.	43 66							

Non-Div I Games: LSU-Alexandria 73 42 Louisiana Col. 85 42 LSU-Shreveport 57 40 Dillard 70 46  
La.-Monroe

Average RPI Win:	323	WON-LOST	WINNING	LAST 10	STRENGTH OF	OPP. STRENGTH	TEAM	ADJ.	CONF.	ADJ CONF.
Average RPI Loss:	198	RECORD	PCT. RANK	GAMES	SCHEDULE	OF SCHEDULE	RPI	RPI	RPI	RPI
DIV. I ONLY	5- 18	305	3- 7	295	322	331	331	27	27	
DIV. I NON-CONF.	2- 8	290	0- 0	271	302	330	330	28	28	
TOTALS	RPI 1-25	RPI 26-50	W-L RECORDS	RPI 51-100	RPI 101-150	RPI 150+				
5- 18	0- 1	0- 1	OVERALL	0- 2	0- 0	5- 14				
3- 6	0- 1	0- 0	HOME	0- 1	0- 0	3- 4				
2- 10	0- 0	0- 1	AWAY	0- 1	0- 0	2- 8				
0- 2	0- 0	0- 0	NEUTRAL	0- 0	0- 0	0- 2				
2- 8	0- 1	0- 1	NON-CONFERENCE	0- 0	0- 0	2- 6				
2- 1	0- 1	0- 0	HOME	0- 0	0- 0	2- 0				
0- 5	0- 0	0- 1	AWAY	0- 0	0- 0	0- 4				
0- 2	0- 0	0- 0	NEUTRAL	0- 0	0- 0	0- 2				
3- 10	0- 0	0- 0	CONFERENCE	0- 2	0- 0	3- 8				
1- 5	0- 0	0- 0	HOME	0- 1	0- 0	1- 4				
2- 5	0- 0	0- 0	AWAY	0- 1	0- 0	2- 4				
0- 0	0- 0	0- 0	NEUTRAL	0- 0	0- 0	0- 0				

RPI	S	Opponent	Score	RPI	S	Opponent	Score	RPI	S	Opponent	Score	RPI	S	Opponent	Score	Team's RPI: 331
21	H	Duquesne	65 73	36	A	Penn	37 54	71	A	Army West Point	57 84	165	A	Fordham	49 61	
								71	H	Army West Point	45 78	173	A	Delaware	47 67	
												204	A	Hartford	50 55	
												208	N	Richmond	46 54	
												214	A	Lehigh	74 82	
												245	A	Holy Cross	49 66	
												245	H	Holy Cross	54 57	
												248	A	American	60 51	
												251	A	Navy	48 64	
												251	H	Navy	58 65	
												256	A	Loyola Maryland	65 66	
												256	H	Loyola Maryland	51 55	
												270	N	Coppin St.	57 64	
												290	H	Colgate	59 72	
												333	H	Saint Peter's	72 69	
												340	H	St. Francis Brooklyn	77 59	
												344	A	Wagner	48 69	
												347	A	Boston U.	71 64	
												347	H	Boston U.	71 56	
LAST 12 Division I GAMES:																
251	A	Navy	48 64	248	A	American	60 51									
245	H	Holy Cross	54 57	251	H	Navy	58 65									
347	A	Boston U.	71 64	245	A	Holy Cross	49 66									
71	A	Army West Point	57 84	347	H	Boston U.	71 56									
256	H	Loyola Maryland	51 55	71	H	Army West Point	45 78									
214	A	Lehigh	74 82	256	A	Loyola Maryland	65 66									

Non-Div I Games:

Lafayette

■ Loss, 
 ■ Non-Conf, 
 S Site, 
 ■ Home 
 ■ Away 
 N Neutral

Average RPI Win:	255	WON-LOST	WINNING	LAST 10	STRENGTH OF	OPP. STRENGTH	TEAM	ADJ.	CONF.	ADJ CONF.
Average RPI Loss:	177	RECORD	PCT. RANK	GAMES	SCHEDULE	OF SCHEDULE	RPI	RPI	RPI	RPI
DIV. I ONLY	6- 14	276	4- 6	237	236	278	278	28	28	
DIV. I NON-CONF.	0- 7	338	0- 0	181	77	325	325	26	26	
TOTALS	RPI 1-25	RPI 26-50	W-L RECORDS	RPI 51-100	RPI 101-150	RPI 150+				
6- 14	0- 1	0- 1	OVERALL	1- 2	0- 2	5- 8				
5- 3	0- 0	0- 0	HOME	1- 0	0- 1	4- 2				
1- 11	0- 1	0- 1	AWAY	0- 2	0- 1	1- 6				
0- 0	0- 0	0- 0	NEUTRAL	0- 0	0- 0	0- 0				
0- 7	0- 1	0- 1	NON-CONFERENCE	0- 1	0- 0	0- 4				
0- 1	0- 0	0- 0	HOME	0- 0	0- 0	0- 1				
0- 6	0- 1	0- 1	AWAY	0- 1	0- 0	0- 3				
0- 0	0- 0	0- 0	NEUTRAL	0- 0	0- 0	0- 0				
6- 7	0- 0	0- 0	CONFERENCE	1- 1	0- 2	5- 4				
5- 2	0- 0	0- 0	HOME	1- 0	0- 1	4- 1				
1- 5	0- 0	0- 0	AWAY	0- 1	0- 1	1- 3				
0- 0	0- 0	0- 0	NEUTRAL	0- 0	0- 0	0- 0				

RPI 1-25				RPI 26-50				RPI 51-100				RPI 101+ Team's RPI: 278			
RPI	S	Opponent	Score	RPI	S	Opponent	Score	RPI	S	Opponent	Score	RPI	S	Opponent	Score
17	A	Oklahoma St.	45 90	33	A	Missouri	57 91	61	A	Abilene Christian	62 90	124	H	Northwestern St.	51 73
								61	H	Abilene Christian	63 54	126	A	Central Ark.	49 74
								70	A	Utah	67 71	167	A	Loyola Chicago	71 82
												203	H	Canisius	55 57
												233	A	Stephen F. Austin	64 60
												237	H	Sam Houston St.	76 78
												251	A	Houston Baptist	66 77
												251	H	Houston Baptist	77 70
												272	A	Northern Ariz.	63 75
												291	A	Prairie View	72 80
												305	A	Southeastern La.	66 73
												320	H	Incarinate Word	59 49
												321	A	Nicholls St.	59 69
												325	H	A&M-Corpus Christi	75 70
												341	H	New Orleans	79 52
LAST 12 Division I GAMES:															
251	A	Houston Baptist	66 77	233	A	Stephen F. Austin	64 60								
320	H	Incarinate Word	59 49	124	H	Northwestern St.	51 73								
61	H	Abilene Christian	63 54	305	A	Southeastern La.	66 73								
61	A	Abilene Christian	62 90	126	A	Central Ark.	49 74								
237	H	Sam Houston St.	76 78	325	H	A&M-Corpus Christi	75 70								
251	H	Houston Baptist	77 70	341	H	New Orleans	79 52								

Non-Div I Games: Howard Payne 88 50 Schreiner 60 41 Tex. A&M-Kingsville 82 66 Louisiana Col. 99 34  
Lamar

Loss, Non-Conf, S Site, H Home A Away N Neutral

Average RPI Win: <b>280</b>	WON-LOST	WINNING	LAST 10	STRENGTH OF	OPP. STRENGTH	TEAM	ADJ.	CONF.	ADJ CONF.
Average RPI Loss: <b>148</b>	RECORD	PCT. RANK	GAMES	SCHEDULE	OF SCHEDULE	RPI	RPI	RPI	RPI
DIV. I ONLY	<b>14- 9</b>	<b>106</b>	<b>6- 4</b>	<b>328</b>	<b>258</b>	<b>214</b>	<b>214</b>	<b>27</b>	<b>27</b>
DIV. I NON-CONF.	<b>6- 4</b>	<b>125</b>	<b>0- 0</b>	<b>337</b>	<b>143</b>	<b>239</b>	<b>239</b>	<b>28</b>	<b>28</b>
TOTALS	RPI 1-25	RPI 26-50	W-L RECORDS	RPI 51-100	RPI 101-150	RPI 150+			
14- 9	0- 0	0- 0	OVERALL	0- 5	0- 0	14- 4			
7- 4	0- 0	0- 0	HOME	0- 3	0- 0	7- 1			
7- 5	0- 0	0- 0	AWAY	0- 2	0- 0	7- 3			
0- 0	0- 0	0- 0	NEUTRAL	0- 0	0- 0	0- 0			
6- 4	0- 0	0- 0	NON-CONFERENCE	0- 2	0- 0	6- 2			
3- 2	0- 0	0- 0	HOME	0- 2	0- 0	3- 0			
3- 2	0- 0	0- 0	AWAY	0- 0	0- 0	3- 2			
0- 0	0- 0	0- 0	NEUTRAL	0- 0	0- 0	0- 0			
8- 5	0- 0	0- 0	CONFERENCE	0- 3	0- 0	8- 2			
4- 2	0- 0	0- 0	HOME	0- 1	0- 0	4- 1			
4- 3	0- 0	0- 0	AWAY	0- 2	0- 0	4- 1			
0- 0	0- 0	0- 0	NEUTRAL	0- 0	0- 0	0- 0			

RPI S	Opponent	Score	RPI S	Opponent	Score	RPI S	Opponent	Score	RPI S	Opponent	Score	Team's RPI: 214
						54	H Villanova	44 <b>65</b>	156	A Hampton	63 56	
						71	A Army West Point	39 <b>63</b>	163	A Illinois	67 <b>76</b>	
						87	H Saint Joseph's	62 <b>63</b>	210	H Montana	80 53	
						88	A Bucknell	77 <b>80</b>	245	A Holy Cross	71 <b>77</b>	
						88	H Bucknell	54 <b>67</b>	245	H Holy Cross	61 58	
									248	A American	61 52	
									248	H American	55 <b>59</b>	
									251	A Navy	51 48	
									256	A Loyola Maryland	76 68	
									256	H Loyola Maryland	66 48	
									274	H Monmouth	95 88	
									286	A Rider	60 <b>61</b>	
									327	A Delaware St.	83 49	
									331	H Lafayette	82 74	
									333	H Saint Peter's	74 42	
									342	A NJIT	75 47	
									347	A Boston U.	73 66	
									347	H Boston U.	72 48	
LAST 12 Division I GAMES:												
			245	A Holy Cross	71 <b>77</b>		251	A Navy	51 48			
			88	H Bucknell	54 <b>67</b>		245	H Holy Cross	61 58			
			248	A American	61 52		88	A Bucknell	77 <b>80</b>			
			256	A Loyola Maryland	76 68		248	H American	55 <b>59</b>			
			347	H Boston U.	72 48		256	H Loyola Maryland	66 48			
			331	H Lafayette	82 74		347	A Boston U.	73 66			

Non-Div I Games: Kutztown 81 51

Lehigh

■ Loss, 
 ■ Non-Conf, 
 ■ S Site, 
 ■ H Home 
 ■ A Away 
 N Neutral



Average RPI Win:	245	WON-LOST	WINNING	LAST 10	STRENGTH OF	OPP. STRENGTH	TEAM	ADJ.	CONF.	ADJ CONF.
Average RPI Loss:	88	RECORD	PCT. RANK	GAMES	SCHEDULE	OF SCHEDULE	RPI	RPI	RPI	RPI
DIV. I ONLY	14- 9	106	8- 2	90	229	98	98	26	26	
DIV. I NON-CONF.	2- 6	272	0- 0	16	3	139	139	29	29	
TOTALS	RPI 1-25	RPI 26-50	W-L RECORDS	RPI 51-100	RPI 101-150	RPI 150+				
14- 9	0- 1	0- 3	OVERALL	1- 2	1- 1	12- 2				
8- 2	0- 0	0- 2	HOME	1- 0	1- 0	6- 0				
6- 5	0- 0	0- 1	AWAY	0- 1	0- 1	6- 2				
0- 2	0- 1	0- 0	NEUTRAL	0- 1	0- 0	0- 0				
2- 6	0- 1	0- 3	NON-CONFERENCE	1- 2	0- 0	1- 0				
1- 2	0- 0	0- 2	HOME	1- 0	0- 0	0- 0				
1- 2	0- 0	0- 1	AWAY	0- 1	0- 0	1- 0				
0- 2	0- 1	0- 0	NEUTRAL	0- 1	0- 0	0- 0				
12- 3	0- 0	0- 0	CONFERENCE	0- 0	1- 1	11- 2				
7- 0	0- 0	0- 0	HOME	0- 0	1- 0	6- 0				
5- 3	0- 0	0- 0	AWAY	0- 0	0- 1	5- 2				
0- 0	0- 0	0- 0	NEUTRAL	0- 0	0- 0	0- 0				

RPI 1-25				RPI 26-50				RPI 51-100				Team's RPI: 98	RPI 101+			
RPI	S	Opponent	Score	RPI	S	Opponent	Score	RPI	S	Opponent	Score		RPI	S	Opponent	Score
5	N	Ohio St.	65 75	34	H	Seton Hall	56 92	51	A	Duke	41 79		122	A	UNC Asheville	51 56
				35	A	James Madison	56 72	78	N	California	72 77		122	H	UNC Asheville	71 53
				46	H	North Carolina St.	53 61	90	H	Elon	72 63		194	A	Radford	49 43
													194	H	Radford	67 53
													198	A	Gardner-Webb	57 61
													198	H	Gardner-Webb	73 51
													222	A	Presbyterian	42 60
													244	H	High Point	56 43
													257	A	Appalachian St.	74 68
													280	A	Campbell	62 52
													280	H	Campbell	67 55
													297	A	Coastal Caro.	65 63
													313	H	Winthrop	77 61
													316	A	Charleston So.	59 49
													316	H	Charleston So.	51 40
													324	A	Longwood	72 67
LAST 12 Division I GAMES:																
				122	A	UNC Asheville	51 56					324	A	Longwood	72 67	
				280	H	Campbell	67 55					297	A	Coastal Caro.	65 63	
				194	H	Radford	67 53					313	H	Winthrop	77 61	
				316	A	Charleston So.	59 49					222	A	Presbyterian	42 60	
				244	H	High Point	56 43					122	H	UNC Asheville	71 53	
				198	H	Gardner-Webb	73 51					194	A	Radford	49 43	

Non-Div I Games: Shepherd 69 57

Liberty

■ Loss, 
 ■ Non-Conf, 
 ■ S Site, 
 ■ H Home 
 ■ A Away 
 N Neutral

Average RPI Win: <b>301</b>	WON-LOST	WINNING	LAST 10	STRENGTH OF	OPP. STRENGTH	TEAM	ADJ.	CONF.	ADJ CONF.
Average RPI Loss: <b>201</b>	RECORD	PCT. RANK	GAMES	SCHEDULE	OF SCHEDULE	RPI	RPI	RPI	RPI
DIV. I ONLY	4- 21	325	2- 8	266	319	335	335	29	29
DIV. I NON-CONF.	2- 12	311	0- 1	202	334	314	314	27	27
TOTALS	RPI 1-25	RPI 26-50	W-L RECORDS	RPI 51-100	RPI 101-150	RPI 150+			
4- 21	0- 0	0- 1	OVERALL	0- 3	0- 4	4- 13			
3- 10	0- 0	0- 1	HOME	0- 2	0- 2	3- 5			
1- 10	0- 0	0- 0	AWAY	0- 1	0- 2	1- 7			
0- 1	0- 0	0- 0	NEUTRAL	0- 0	0- 0	0- 1			
2- 12	0- 0	0- 1	NON-CONFERENCE	0- 2	0- 2	2- 7			
1- 6	0- 0	0- 1	HOME	0- 1	0- 1	1- 3			
1- 5	0- 0	0- 0	AWAY	0- 1	0- 1	1- 3			
0- 1	0- 0	0- 0	NEUTRAL	0- 0	0- 0	0- 1			
2- 9	0- 0	0- 0	CONFERENCE	0- 1	0- 2	2- 6			
2- 4	0- 0	0- 0	HOME	0- 1	0- 1	2- 2			
0- 5	0- 0	0- 0	AWAY	0- 0	0- 1	0- 4			
0- 0	0- 0	0- 0	NEUTRAL	0- 0	0- 0	0- 0			

RPI S	Opponent	Score	RPI S	Opponent	Score	RPI S	Opponent	Score	RPI S	Opponent	Score	Team's RPI: 335
50	H Western Ky.	56 64	60	H FGCU	39 71	104	H Belmont	68 90	104	H Belmont	68 90	
			81	H Ball St.	60 72	146	A Alabama	49 68	146	A Alabama	49 68	
			93	A Wright St.	65 92	147	A Jacksonville	51 81	147	A Jacksonville	51 81	
						147	H Jacksonville	55 76	147	H Jacksonville	55 76	
						181	H Stetson	62 83	181	H Stetson	62 83	
						202	H Southeast Mo. St.	69 84	202	H Southeast Mo. St.	69 84	
						206	A USC Upstate	71 93	206	A USC Upstate	71 93	
						206	H USC Upstate	54 81	206	H USC Upstate	54 81	
						238	N Texas Southern	62 66	238	N Texas Southern	62 66	
						256	H Loyola Maryland	52 57	256	H Loyola Maryland	52 57	
						265	A Tennessee St.	65 77	265	A Tennessee St.	65 77	
						269	H Murray St.	93 85	269	H Murray St.	93 85	
						275	A Tennessee Tech	70 81	275	A Tennessee Tech	70 81	
						277	A Ga. Southern	66 55	277	A Ga. Southern	66 55	
						299	A Kennesaw St.	54 55	299	A Kennesaw St.	54 55	
						300	H Morehead St.	77 92	300	H Morehead St.	77 92	
						306	A Jackson St.	52 53	306	A Jackson St.	52 53	
						317	A North Florida	70 78	317	A North Florida	70 78	
						317	H North Florida	78 71	317	H North Florida	78 71	
						342	A NJIT	51 61	342	A NJIT	51 61	
						342	H NJIT	63 49	342	H NJIT	63 49	
LAST 12 Division I GAMES:												
147	H Jacksonville	55 76	181	H Stetson	62 83							
317	H North Florida	78 71	60	H FGCU	39 71							
342	H NJIT	63 49	317	A North Florida	70 78							
206	A USC Upstate	71 93	147	A Jacksonville	51 81							
342	A NJIT	51 61	299	A Kennesaw St.	54 55							
206	H USC Upstate	54 81	306	A Jackson St.	52 53							

Non-Div I Games: North Ala. 88 67

Lipscomb

■ Loss, 
 ■ Non-Conf, 
 ■ S Site, 
 ■ H Home 
 ■ A Away 
 N Neutral

Little Rock

Through Games Of Feb. 16, 2016

Average RPI Win:	208	WON-LOST	WINNING	LAST 10	STRENGTH OF	OPP. STRENGTH	TEAM	ADJ.	CONF.	ADJ CONF.
Average RPI Loss:	101	RECORD	PCT. RANK	GAMES	SCHEDULE	OF SCHEDULE	RPI	RPI	RPI	RPI
DIV. I ONLY	12- 11	159	8- 2	108	122	135	135	16	16	
DIV. I NON-CONF.	2- 7	280	0- 0	32	4	183	183	14	14	
TOTALS	RPI 1-25	RPI 26-50	W-L RECORDS	RPI 51-100	RPI 101-150	RPI 150+				
12- 11	0- 3	0- 1	OVERALL	0- 2	4- 2	8- 3				
7- 5	0- 1	0- 0	HOME	0- 1	1- 2	6- 1				
5- 6	0- 2	0- 1	AWAY	0- 1	3- 0	2- 2				
0- 0	0- 0	0- 0	NEUTRAL	0- 0	0- 0	0- 0				
2- 7	0- 3	0- 0	NON-CONFERENCE	0- 2	2- 1	0- 1				
1- 4	0- 1	0- 0	HOME	0- 1	1- 1	0- 1				
1- 3	0- 2	0- 0	AWAY	0- 1	1- 0	0- 0				
0- 0	0- 0	0- 0	NEUTRAL	0- 0	0- 0	0- 0				
10- 4	0- 0	0- 1	CONFERENCE	0- 0	2- 1	8- 2				
6- 1	0- 0	0- 0	HOME	0- 0	0- 1	6- 0				
4- 3	0- 0	0- 1	AWAY	0- 0	2- 0	2- 2				
0- 0	0- 0	0- 0	NEUTRAL	0- 0	0- 0	0- 0				

RPI 1-25				RPI 26-50				RPI 51-100				RPI 101+ Team's RPI: 135			
RPI	S	Opponent	Score	RPI	S	Opponent	Score	RPI	S	Opponent	Score	RPI	S	Opponent	Score
8	H	Texas	56 66	43	A	Arkansas St.	53 66	80	A	Tulane	53 69	109	H	Memphis	61 53
14	A	Texas A&M	39 69					86	H	Missouri St.	58 64	125	H	LSU	51 57
24	A	Oklahoma	52 65									138	A	Oral Roberts	66 52
												144	A	UT Arlington	59 55
												148	A	La.-Lafayette	58 49
												148	H	La.-Lafayette	58 65
												183	H	Tulsa	63 74
												187	A	Troy	71 78
												187	H	Troy	79 64
												199	A	South Ala.	47 34
												199	H	South Ala.	74 43
												212	A	Texas St.	57 67
												257	H	Appalachian St.	67 50
												271	H	Georgia St.	59 32
												277	H	Ga. Southern	69 36
												285	A	La.-Monroe	53 37
												285	H	La.-Monroe	56 44
LAST 12 Division I GAMES:															
148	A	La.-Lafayette	58 49	144	A	UT Arlington	59 55								
285	A	La.-Monroe	53 37	212	A	Texas St.	57 67								
199	H	South Ala.	74 43	43	A	Arkansas St.	53 66								
187	H	Troy	79 64	257	H	Appalachian St.	67 50								
271	H	Georgia St.	59 32	285	H	La.-Monroe	56 44								
277	H	Ga. Southern	69 36	148	H	La.-Lafayette	58 65								

Non-Div I Games:

Little Rock

Loss, Non-Conf, S Site, H Home A Away N Neutral

Average RPI Win:	238	WON-LOST	WINNING	LAST 10	STRENGTH OF	OPP. STRENGTH	TEAM	ADJ.	CONF.	ADJ CONF.
Average RPI Loss:	97	RECORD	PCT. RANK	GAMES	SCHEDULE	OF SCHEDULE	RPI	RPI	RPI	RPI
DIV. I ONLY	18- 6	47	7- 3	330	127	150	150	22	22	
DIV. I NON-CONF.	11- 3	54	2- 0	314	33	120	120	22	22	
TOTALS	RPI 1-25	RPI 26-50	W-L RECORDS	RPI 51-100	RPI 101-150	RPI 150+				
18- 6	0- 0	1- 1	OVERALL	0- 2	1- 3	16- 0				
9- 3	0- 0	1- 0	HOME	0- 2	0- 1	8- 0				
7- 3	0- 0	0- 1	AWAY	0- 0	0- 2	7- 0				
2- 0	0- 0	0- 0	NEUTRAL	0- 0	1- 0	1- 0				
11- 3	0- 0	1- 1	NON-CONFERENCE	0- 1	1- 1	9- 0				
5- 1	0- 0	1- 0	HOME	0- 1	0- 0	4- 0				
4- 2	0- 0	0- 1	AWAY	0- 0	0- 1	4- 0				
2- 0	0- 0	0- 0	NEUTRAL	0- 0	1- 0	1- 0				
7- 3	0- 0	0- 0	CONFERENCE	0- 1	0- 2	7- 0				
4- 2	0- 0	0- 0	HOME	0- 1	0- 1	4- 0				
3- 1	0- 0	0- 0	AWAY	0- 0	0- 1	3- 0				
0- 0	0- 0	0- 0	NEUTRAL	0- 0	0- 0	0- 0				

RPI 1-25				RPI 26-50				RPI 51-100				RPI 101+ Team's RPI: 150			
RPI	S	Opponent	Score	RPI	S	Opponent	Score	RPI	S	Opponent	Score	RPI	S	Opponent	Score
				31	H	UTEP	47 40	67	H	UC Riverside	60 78	124	N	Northwestern St.	60 59
				39	A	Southern California	43 69	99	H	San Francisco	52 66	125	A	LSU	53 59
												127	A	Hawaii	42 60
												127	H	Hawaii	55 67
												157	A	Pacific	68 60
												178	H	Colorado	59 42
												180	H	UNLV	67 63
												189	A	UC Davis	75 62
												200	H	Cal Poly	65 53
												250	H	San Diego St.	74 54
												254	A	Seattle	69 57
												260	H	UC Santa Barbara	60 52
												261	A	Houston	47 41
												272	N	Northern Ariz.	69 48
												287	H	CSUN	74 71
												310	A	Denver	48 41
												322	H	Portland St.	89 71
												332	A	UC Irvine	71 65
												337	A	Cal St. Fullerton	82 61
												337	H	Cal St. Fullerton	62 57
LAST 12 Division I GAMES:															
				260	H	UC Santa Barbara	60 52	332	A	UC Irvine	71 65				
				127	A	Hawaii	42 60	67	H	UC Riverside	60 78				
				287	H	CSUN	74 71	337	A	Cal St. Fullerton	82 61				
				200	H	Cal Poly	65 53	127	H	Hawaii	55 67				
				189	A	UC Davis	75 62	254	A	Seattle	69 57				
				337	H	Cal St. Fullerton	62 57	310	A	Denver	48 41				

Non-Div I Games:

Long Beach St.

■ Loss, 
■ Non-Conf, 
■ S Site, 
■ H Home 
■ A Away 
N Neutral

Average RPI Win:	318	WON-LOST	WINNING	LAST 10	STRENGTH OF	OPP. STRENGTH	TEAM	ADJ.	CONF.	ADJ CONF.
Average RPI Loss:	192	RECORD	PCT. RANK	GAMES	SCHEDULE	OF SCHEDULE	RPI	RPI	RPI	RPI
DIV. I ONLY	4- 19	318	1- 9	265	296	324	324	26	26	
DIV. I NON-CONF.	1- 6	311	0- 0	176	132	289	289	29	29	
TOTALS	RPI 1-25	RPI 26-50	W-L RECORDS	RPI 51-100	RPI 101-150	RPI 150+				
4- 19	0- 1	0- 2	OVERALL	0- 2	0- 2	4- 12				
2- 7	0- 0	0- 0	HOME	0- 1	0- 1	2- 5				
2- 12	0- 0	0- 0	AWAY	0- 0	0- 1	2- 0				
0- 0	0- 0	0- 0	NEUTRAL	0- 0	0- 0	0- 0				
1- 6	0- 1	0- 2	NON-CONFERENCE	0- 1	0- 0	1- 2				
1- 0	0- 0	0- 0	HOME	0- 0	0- 0	1- 0				
0- 6	0- 1	0- 2	AWAY	0- 1	0- 0	0- 2				
0- 0	0- 0	0- 0	NEUTRAL	0- 0	0- 0	0- 0				
3- 13	0- 0	0- 0	CONFERENCE	0- 1	0- 2	3- 10				
1- 7	0- 0	0- 0	HOME	0- 1	0- 1	1- 5				
2- 6	0- 0	0- 0	AWAY	0- 0	0- 1	2- 5				
0- 0	0- 0	0- 0	NEUTRAL	0- 0	0- 0	0- 0				

RPI 1-25				RPI 26-50				RPI 51-100				RPI 101+				Team's RPI: 324	
RPI	S	Opponent	Score	RPI	S	Opponent	Score	RPI	S	Opponent	Score	RPI	S	Opponent	Score		
9	A	Oregon St.	45 110	35	A	James Madison	30 88	95	A	Virginia	46 81	122	A	UNC Asheville	42 81		
				37	A	West Virginia	43 74	98	H	Liberty	67 72	122	H	UNC Asheville	54 61		
												194	H	Radford	67 79		
												198	A	Gardner-Webb	42 67		
												222	A	Presbyterian	49 75		
												222	H	Presbyterian	38 59		
												244	A	High Point	68 79		
												244	H	High Point	70 89		
												280	A	Campbell	65 72		
												280	H	Campbell	56 73		
												289	A	UNCG	60 81		
												297	A	Coastal Caro.	56 48		
												313	A	Winthrop	63 60		
												313	H	Winthrop	67 60		
												316	A	Charleston So.	58 66		
												316	H	Charleston So.	54 63		
												327	A	Delaware St.	63 88		
												349	H	N.C. Central	60 49		
LAST 12 Division I GAMES:																	
244	H	High Point	70 89	98	H	Liberty	67 72										
280	A	Campbell	65 72	198	A	Gardner-Webb	42 67										
122	H	UNC Asheville	54 61	194	H	Radford	67 79										
316	A	Charleston So.	58 66	122	A	UNC Asheville	42 81										
222	A	Presbyterian	49 75	280	H	Campbell	56 73										
313	H	Winthrop	67 60	297	A	Coastal Caro.	56 48										

Non-Div I Games: Notre Dame (MD) 83 32 N.C. Wesleyan 100 57

Longwood

■ Loss, 
 ■ Non-Conf, 
 ■ S Site, 
 ■ H Home 
 ■ A Away 
 N Neutral

Average RPI Win:	227	WON-LOST	WINNING	LAST 10	STRENGTH OF	OPP. STRENGTH	TEAM	ADJ.	CONF.	ADJ CONF.
Average RPI Loss:	114	RECORD	PCT. RANK	GAMES	SCHEDULE	OF SCHEDULE	RPI	RPI	RPI	RPI
DIV. I ONLY	11- 11	167	6- 4	192	117	176	176	12	12	
DIV. I NON-CONF.	4- 6	201	0- 0	208	182	226	226	10	10	
TOTALS	RPI 1-25	RPI 26-50	W-L RECORDS	RPI 51-100	RPI 101-150	RPI 150+				
11- 11	0- 2	0- 1	OVERALL	0- 2	1- 2	10- 4				
7- 3	0- 1	0- 0	HOME	0- 0	1- 0	6- 2				
3- 7	0- 0	0- 0	AWAY	0- 2	0- 0	3- 0				
1- 1	0- 1	0- 0	NEUTRAL	0- 0	0- 0	1- 0				
4- 6	0- 2	0- 0	NON-CONFERENCE	0- 0	1- 1	3- 3				
2- 3	0- 1	0- 0	HOME	0- 0	1- 0	1- 2				
1- 2	0- 0	0- 0	AWAY	0- 0	0- 1	1- 1				
1- 1	0- 1	0- 0	NEUTRAL	0- 0	0- 0	1- 0				
7- 5	0- 0	0- 1	CONFERENCE	0- 2	0- 1	7- 1				
5- 0	0- 0	0- 0	HOME	0- 0	0- 0	5- 0				
2- 5	0- 0	0- 1	AWAY	0- 2	0- 1	2- 1				
0- 0	0- 0	0- 0	NEUTRAL	0- 0	0- 0	0- 0				

RPI 1-25				RPI 26-50				RPI 51-100				RPI 101+ Team's RPI: 176			
RPI	S	Opponent	Score	RPI	S	Opponent	Score	RPI	S	Opponent	Score	RPI	S	Opponent	Score
10	N	UCLA	57 68	31	A	UTEP	80 86	72	A	Middle Tenn.	57 68	112	A	Arizona	67 77
25	H	Mississippi St.	63 93					94	A	Charlotte	58 63	143	A	UAB	49 64
												148	H	La.-Lafayette	79 62
												151	A	Southern Miss.	59 69
												151	H	Southern Miss.	72 37
												153	A	Wisconsin	65 79
												161	A	Old Dominion	69 51
												168	H	McNeese St.	71 74
												171	H	Fla. Atlantic	65 62
												224	H	North Texas	77 71
												233	H	Stephen F. Austin	76 44
												243	H	Rice	63 61
												246	A	UTSA	82 72
												288	H	FIU	82 63
												291	H	Prairie View	68 77
												310	N	Denver	58 53
												321	A	Nicholls St.	58 55
LAST 12 Division I GAMES:															
143	A	UAB	49 64	151	H	Southern Miss.	72 37								
72	A	Middle Tenn.	57 68	171	H	Fla. Atlantic	65 62								
224	H	North Texas	77 71	288	H	FIU	82 63								
243	H	Rice	63 61	94	A	Charlotte	58 63								
31	A	UTEP	80 86	161	A	Old Dominion	69 51								
246	A	UTSA	82 72	151	A	Southern Miss.	59 69								

Non-Div I Games: Loyola (LA) 76 40

Louisiana Tech

■ Loss, 
 ■ Non-Conf, S Site, 
 ■ Home 
 ■ Away 
 N Neutral

## Louisville

Through Games Of Feb. 16, 2016

Average RPI Win:	121	WON-LOST	WINNING	LAST 10	STRENGTH OF	OPP. STRENGTH	TEAM	ADJ.	CONF.	ADJ CONF.
Average RPI Loss:	43	RECORD	PCT. RANK	GAMES	SCHEDULE	OF SCHEDULE	RPI	RPI	RPI	RPI
DIV. I ONLY	20- 6	38	9- 1	31	22	16	16	5	5	
DIV. I NON-CONF.	9- 5	108	1- 0	55	37	62	62	5	5	
TOTALS	RPI 1-25	RPI 26-50	W-L RECORDS	RPI 51-100	RPI 101-150	RPI 150+				
20- 6	2- 2	3- 1	OVERALL	5- 3	4- 0	6- 0				
10- 2	1- 1	1- 0	HOME	2- 1	3- 0	3- 0				
9- 2	1- 1	2- 1	AWAY	3- 0	1- 0	2- 0				
1- 2	0- 0	0- 0	NEUTRAL	0- 2	0- 0	1- 0				
9- 5	0- 1	2- 1	NON-CONFERENCE	1- 3	1- 0	5- 0				
5- 1	0- 0	1- 0	HOME	1- 1	1- 0	2- 0				
3- 2	0- 1	1- 1	AWAY	0- 0	0- 0	2- 0				
1- 2	0- 0	0- 0	NEUTRAL	0- 2	0- 0	1- 0				
11- 1	2- 1	1- 0	CONFERENCE	4- 0	3- 0	1- 0				
5- 1	1- 1	0- 0	HOME	1- 0	2- 0	1- 0				
6- 0	1- 0	1- 0	AWAY	3- 0	1- 0	0- 0				
0- 0	0- 0	0- 0	NEUTRAL	0- 0	0- 0	0- 0				

RPI S	Opponent	Score	RPI S	Opponent	Score	RPI S	Opponent	Score	RPI S	Opponent	Score
1	H Notre Dame	61 66	32	A Michigan St.	85 78	51	H Duke	65 48	110	H Virginia Tech	56 45
13	H Florida St.	79 69	44	H South Fla.	67 50	52	N Dayton	66 79	114	H Wake Forest	78 54
18	A Kentucky	54 72	46	A North Carolina St.	92 90	59	N Purdue	60 62	116	H IUPUI	70 61
19	A Syracuse	71 53	50	A Western Ky.	69 71	78	H California	71 75	128	A Pittsburgh	84 61
						84	A Georgia Tech	78 65	182	N Marist	65 53
						95	A Virginia	59 41	207	A Col. of Charleston	71 67
						96	H UT Martin	88 66	230	H Valparaiso	75 42
						100	A North Carolina	78 60	232	H Dartmouth	94 52
									241	H Clemson	75 33
									275	A Tennessee Tech	76 54
LAST 12 Division I GAMES:											
44	H South Fla.	67 50	19	A Syracuse	71 53						
128	A Pittsburgh	84 61	46	A North Carolina St.	92 90						
1	H Notre Dame	61 66	95	A Virginia	59 41						
100	A North Carolina	78 60	51	H Duke	65 48						
114	H Wake Forest	78 54	110	H Virginia Tech	56 45						
241	H Clemson	75 33	84	A Georgia Tech	78 65						

Non-Div I Games:

Louisville

■ Loss, 
 ■ Non-Conf, S Site, 
 ■ Home 
 ■ Away 
 N Neutral

Average RPI Win:	236	WON-LOST	WINNING	LAST 10	STRENGTH OF	OPP. STRENGTH	TEAM	ADJ.	CONF.	ADJ CONF.
Average RPI Loss:	104	RECORD	PCT. RANK	GAMES	SCHEDULE	OF SCHEDULE	RPI	RPI	RPI	RPI
DIV. I ONLY	12- 12	167	5- 5	179	120	167	167	21	21	
DIV. I NON-CONF.	4- 7	222	0- 0	79	25	150	150	17	17	
TOTALS	RPI 1-25	RPI 26-50	W-L RECORDS	RPI 51-100	RPI 101-150	RPI 150+				
12- 12	1- 1	0- 2	OVERALL	0- 5	3- 2	8- 2				
5- 6	0- 0	0- 1	HOME	0- 3	2- 2	3- 0				
7- 6	1- 1	0- 1	AWAY	0- 2	1- 0	5- 2				
0- 0	0- 0	0- 0	NEUTRAL	0- 0	0- 0	0- 0				
4- 7	1- 1	0- 2	NON-CONFERENCE	0- 3	0- 1	3- 0				
1- 4	0- 0	0- 1	HOME	0- 2	0- 1	1- 0				
3- 3	1- 1	0- 1	AWAY	0- 1	0- 0	2- 0				
0- 0	0- 0	0- 0	NEUTRAL	0- 0	0- 0	0- 0				
8- 5	0- 0	0- 0	CONFERENCE	0- 2	3- 1	5- 2				
4- 2	0- 0	0- 0	HOME	0- 1	2- 1	2- 0				
4- 3	0- 0	0- 0	AWAY	0- 1	1- 0	3- 2				
0- 0	0- 0	0- 0	NEUTRAL	0- 0	0- 0	0- 0				

RPI 1-25				RPI 26-50				RPI 51-100				RPI 101+ Team's RPI: 167			
RPI	S	Opponent	Score	RPI	S	Opponent	Score	RPI	S	Opponent	Score	RPI	S	Opponent	Score
20	A	DePaul	88 75	29	H	Miami (FL)	50 77	68	H	Central Mich.	59 68	108	H	Drake	65 81
23	A	Green Bay	51 65	32	A	Michigan St.	47 76	84	A	Georgia Tech	77 84	117	H	Western Mich.	45 68
								86	A	Missouri St.	81 91	121	H	UNI	64 60
								86	H	Missouri St.	62 73	145	A	Southern Ill.	69 68
								91	H	Northwestern	72 81	145	H	Southern Ill.	83 59
												231	A	Indiana St.	48 62
												243	A	Rice	57 50
												278	H	Lamar	82 71
												295	A	Wichita St.	62 65
												295	H	Wichita St.	60 55
												302	A	Bradley	67 54
												314	A	Illinois St.	57 41
												318	A	Evansville	63 49
												318	H	Evansville	67 54
												336	A	Eastern Ill.	86 75
LAST 12 Division I GAMES:															
295	A	Wichita St.	62 65	314	A	Illinois St.	57 41								
86	A	Missouri St.	81 91	231	A	Indiana St.	48 62								
318	H	Evansville	67 54	86	H	Missouri St.	62 73								
145	H	Southern Ill.	83 59	295	H	Wichita St.	60 55								
108	H	Drake	65 81	145	A	Southern Ill.	69 68								
121	H	UNI	64 60	318	A	Evansville	63 49								

Non-Div I Games:

Loyola Chicago



Average RPI Win:	316	WON-LOST	WINNING	LAST 10	STRENGTH OF	OPP. STRENGTH	TEAM	ADJ.	CONF.	ADJ CONF.
Average RPI Loss:	164	RECORD	PCT. RANK	GAMES	SCHEDULE	OF SCHEDULE	RPI	RPI	RPI	RPI
DIV. I ONLY	10- 14	224	5- 5	275	337	256	256	27	27	
DIV. I NON-CONF.	3- 8	258	0- 0	272	330	288	288	28	28	
TOTALS	RPI 1-25	RPI 26-50	W-L RECORDS	RPI 51-100	RPI 101-150	RPI 150+				
10- 14	0- 1	0- 0	OVERALL	0- 4	0- 0	10- 9				
5- 5	0- 0	0- 0	HOME	0- 1	0- 0	5- 4				
5- 9	0- 1	0- 0	AWAY	0- 3	0- 0	5- 5				
0- 0	0- 0	0- 0	NEUTRAL	0- 0	0- 0	0- 0				
3- 8	0- 1	0- 0	NON-CONFERENCE	0- 1	0- 0	3- 6				
1- 3	0- 0	0- 0	HOME	0- 0	0- 0	1- 3				
2- 5	0- 1	0- 0	AWAY	0- 1	0- 0	2- 3				
0- 0	0- 0	0- 0	NEUTRAL	0- 0	0- 0	0- 0				
7- 6	0- 0	0- 0	CONFERENCE	0- 3	0- 0	7- 3				
4- 2	0- 0	0- 0	HOME	0- 1	0- 0	4- 1				
3- 4	0- 0	0- 0	AWAY	0- 2	0- 0	3- 2				
0- 0	0- 0	0- 0	NEUTRAL	0- 0	0- 0	0- 0				

RPI 1-25				RPI 26-50				RPI 51-100				RPI 101+ Team's RPI: 256			
RPI	S	Opponent	Score	RPI	S	Opponent	Score	RPI	S	Opponent	Score	RPI	S	Opponent	Score
11	A	Maryland	47 97					54	A	Villanova	55 67	161	A	Old Dominion	41 64
								71	A	Army West Point	37 70	170	H	UMBC	46 52
								71	H	Army West Point	44 52	213	H	Fairfield	45 71
								88	A	Bucknell	64 71	214	A	Lehigh	48 66
												214	H	Lehigh	68 76
												217	H	William & Mary	61 62
												220	A	Columbia	53 63
												248	H	American	52 46
												251	A	Navy	38 45
												251	H	Navy	51 38
												290	A	Colgate	65 49
												331	A	Lafayette	55 51
												331	H	Lafayette	66 65
												335	A	Lipscomb	57 52
												338	A	Mt. St. Mary's	65 63
												340	A	St. Francis Brooklyn	54 64
												346	H	Norfolk St.	75 67
												347	A	Boston U.	67 46
												347	H	Boston U.	63 54
LAST 12 Division I GAMES:															
347	A	Boston U.	67 46	88	A	Bucknell	64 71								
251	A	Navy	38 45	347	H	Boston U.	63 54								
71	H	Army West Point	44 52	251	H	Navy	51 38								
214	H	Lehigh	68 76	71	A	Army West Point	37 70								
331	A	Lafayette	55 51	214	A	Lehigh	48 66								
290	A	Colgate	65 49	331	H	Lafayette	66 65								

Non-Div I Games:

Loyola Maryland

■ Loss, 
 ■ Non-Conf, 
 ■ S Site, 
 ■ Home 
 ■ A Away 
 N Neutral

Average RPI Win:	258	WON-LOST	WINNING	LAST 10	STRENGTH OF	OPP. STRENGTH	TEAM	ADJ.	CONF.	ADJ CONF.
Average RPI Loss:	109	RECORD	PCT. RANK	GAMES	SCHEDULE	OF SCHEDULE	RPI	RPI	RPI	RPI
DIV. I ONLY	9- 17	259	3- 4	187	104	239	239	8	8	
DIV. I NON-CONF.	4- 7	222	1- 0	332	197	305	305	9	9	
TOTALS	RPI 1-25	RPI 26-50	W-L RECORDS	RPI 51-100	RPI 101-150	RPI 150+				
9- 17	0- 2	0- 1	OVERALL	0- 9	0- 1	9- 4				
5- 8	0- 1	0- 0	HOME	0- 5	0- 0	5- 2				
3- 9	0- 1	0- 1	AWAY	0- 4	0- 1	3- 2				
1- 0	0- 0	0- 0	NEUTRAL	0- 0	0- 0	1- 0				
4- 7	0- 0	0- 1	NON-CONFERENCE	0- 1	0- 1	4- 4				
2- 2	0- 0	0- 0	HOME	0- 0	0- 0	2- 2				
1- 5	0- 0	0- 1	AWAY	0- 1	0- 1	1- 2				
1- 0	0- 0	0- 0	NEUTRAL	0- 0	0- 0	1- 0				
5- 10	0- 2	0- 0	CONFERENCE	0- 8	0- 0	5- 0				
3- 6	0- 1	0- 0	HOME	0- 5	0- 0	3- 0				
2- 4	0- 1	0- 0	AWAY	0- 3	0- 0	2- 0				
0- 0	0- 0	0- 0	NEUTRAL	0- 0	0- 0	0- 0				

RPI 1-25				RPI 26-50				RPI 51-100				RPI 101+ Team's RPI: 239			
RPI	S	Opponent	Score	RPI	S	Opponent	Score	RPI	S	Opponent	Score	RPI	S	Opponent	Score
12	A	BYU	61 75	33	A	Missouri	48 80	55	H	Santa Clara	56 57	127	A	Hawaii	51 65
12	H	BYU	75 82					56	A	St. Mary's (CA)	57 72	157	A	Pacific	63 60
								56	H	St. Mary's (CA)	81 91	157	H	Pacific	96 88
								67	A	UC Riverside	62 80	178	A	Colorado	81 92
								83	A	San Diego	58 82	200	A	Cal Poly	58 70
								83	H	San Diego	67 75	250	H	San Diego St.	92 65
								97	A	Gonzaga	68 83	254	H	Seattle	69 78
								97	H	Gonzaga	59 66	260	A	UC Santa Barbara	70 63
								99	H	San Francisco	73 75	267	H	Pepperdine	79 69
												283	A	Portland	77 62
												283	H	Portland	62 52
												329	N	Nevada	69 58
												332	H	UC Irvine	95 50
												337	H	Cal St. Fullerton	73 75
LAST 12 Division I GAMES:															
332	H	UC Irvine	95 50	12	H	BYU	75 82	83	A	San Diego	58 82				
56	H	St. Mary's (CA)	81 91	12	A	BYU	61 75	55	H	Santa Clara	56 57				
157	H	Pacific	96 88	99	H	San Francisco	73 75	157	A	Pacific	63 60				
283	A	Portland	77 62												
97	A	Gonzaga	68 83												
83	H	San Diego	67 75												

Non-Div I Games:

Loyola Marymount

■ Loss, 
■ Non-Conf, 
■ S Site, 
■ H Home 
■ A Away 
N Neutral

## Maine

Through Games Of Feb. 16, 2016

Average RPI Win: <b>213</b>	WON-LOST	WINNING	LAST 10	STRENGTH OF	OPP. STRENGTH	TEAM	ADJ.	CONF.	ADJ CONF.
Average RPI Loss: <b>89</b>	RECORD	PCT. RANK	GAMES	SCHEDULE	OF SCHEDULE	RPI	RPI	RPI	RPI
DIV. I ONLY	20- 7	52	9- 1	219	135	77	77	15	15
DIV. I NON-CONF.	8- 6	136	0- 0	235	45	119	119	18	18
TOTALS	RPI 1-25	RPI 26-50	W-L RECORDS	RPI 51-100	RPI 101-150	RPI 150+			
20- 7	0- 0	0- 0	OVERALL	2- 5	3- 1	15- 1			
10- 0	0- 0	0- 0	HOME	1- 0	1- 0	8- 0			
8- 6	0- 0	0- 0	AWAY	0- 4	1- 1	7- 1			
2- 1	0- 0	0- 0	NEUTRAL	1- 1	1- 0	0- 0			
8- 6	0- 0	0- 0	NON-CONFERENCE	1- 4	2- 1	5- 1			
3- 0	0- 0	0- 0	HOME	0- 0	0- 0	3- 0			
3- 5	0- 0	0- 0	AWAY	0- 3	1- 1	2- 1			
2- 1	0- 0	0- 0	NEUTRAL	1- 1	1- 0	0- 0			
12- 1	0- 0	0- 0	CONFERENCE	1- 1	1- 0	10- 0			
7- 0	0- 0	0- 0	HOME	1- 0	1- 0	5- 0			
5- 1	0- 0	0- 0	AWAY	0- 1	0- 0	5- 0			
0- 0	0- 0	0- 0	NEUTRAL	0- 0	0- 0	0- 0			

RPI 1-25				RPI 26-50				RPI 51-100				Team's RPI: 77		RPI 101+			
RPI	S	Opponent	Score	RPI	S	Opponent	Score	RPI	S	Opponent	Score		RPI	S	Opponent	Score	
								52	N	Dayton	37	58	113	A	Boston College	48	55
								53	A	Albany (NY)	59	64	118	A	Harvard	64	53
								53	H	Albany (NY)	65	53	125	N	LSU	52	41
								59	A	Purdue	33	56	139	H	Stony Brook	55	52
								76	A	Minnesota	64	91	170	A	UMBC	72	38
								86	N	Missouri St.	69	65	170	H	UMBC	65	55
								100	A	North Carolina	58	59	172	A	Northeastern	44	56
													204	H	Hartford	61	43
													229	A	Binghamton	52	38
													232	A	Dartmouth	59	41
													235	H	Bryant	76	38
													241	H	Clemson	75	42
													242	A	New Hampshire	62	52
													242	H	New Hampshire	59	55
													266	H	Central Conn. St.	62	42
													292	A	Vermont	62	41
													292	H	Vermont	63	51
													309	A	North Dakota St.	82	51
													312	A	UMass Lowell	73	46
													312	H	UMass Lowell	74	44
LAST 12 Division I GAMES:																	
				53	H	Albany (NY)	65	53	204	H	Hartford	61	43				
				312	A	UMass Lowell	73	46	139	H	Stony Brook	55	52				
				242	H	New Hampshire	59	55	242	A	New Hampshire	62	52				
				170	A	UMBC	72	38	53	A	Albany (NY)	59	64				
				292	H	Vermont	63	51	312	H	UMass Lowell	74	44				
				229	A	Binghamton	52	38	170	H	UMBC	65	55				

Non-Div I Games: Colby

82 42

Maine

■ Loss, 
 ■ Non-Conf, 
 ■ S Site, 
 ■ H Home 
 ■ A Away 
 N Neutral

Average RPI Win:	233	WON-LOST	WINNING	LAST 10	STRENGTH OF	OPP. STRENGTH	TEAM	ADJ.	CONF.	ADJ CONF.
Average RPI Loss:	202	RECORD	PCT. RANK	GAMES	SCHEDULE	OF SCHEDULE	RPI	RPI	RPI	RPI
DIV. I ONLY	12- 12	167	6- 3	277	273	227	227	23	23	
DIV. I NON-CONF.	3- 6	234	0- 0	299	304	295	295	24	24	
TOTALS	RPI 1-25	RPI 26-50	W-L RECORDS	RPI 51-100	RPI 101-150	RPI 150+				
12- 12	0- 0	0- 0	OVERALL	0- 1	2- 1	10- 10				
7- 5	0- 0	0- 0	HOME	0- 1	1- 0	6- 4				
5- 7	0- 0	0- 0	AWAY	0- 0	1- 1	4- 6				
0- 0	0- 0	0- 0	NEUTRAL	0- 0	0- 0	0- 0				
3- 6	0- 0	0- 0	NON-CONFERENCE	0- 1	0- 0	3- 5				
2- 2	0- 0	0- 0	HOME	0- 1	0- 0	2- 1				
1- 4	0- 0	0- 0	AWAY	0- 0	0- 0	1- 4				
0- 0	0- 0	0- 0	NEUTRAL	0- 0	0- 0	0- 0				
9- 6	0- 0	0- 0	CONFERENCE	0- 0	2- 1	7- 5				
5- 3	0- 0	0- 0	HOME	0- 0	1- 0	4- 3				
4- 3	0- 0	0- 0	AWAY	0- 0	1- 1	3- 2				
0- 0	0- 0	0- 0	NEUTRAL	0- 0	0- 0	0- 0				

RPI 1-25			RPI 26-50			RPI 51-100			RPI 101+			Team's RPI: 227
RPI	S	Opponent	Score	RPI	S	Opponent	Score	RPI	S	Opponent	Score	
						88 H Bucknell	56 61			107 A Quinnipiac	52 42	
										111 A Iona	56 67	
										111 H Iona	63 56	
										158 A Yale	36 62	
										165 H Fordham	49 60	
										182 A Marist	64 59	
										182 H Marist	73 79	
										193 H Brown	80 56	
										203 H Canisius	77 55	
										213 A Fairfield	70 55	
										213 H Fairfield	57 59	
										218 A Siena	59 60	
										218 H Siena	56 49	
										242 A New Hampshire	57 72	
										245 A Holy Cross	44 58	
										248 A American	48 52	
										274 A Monmouth	62 72	
										274 H Monmouth	56 57	
										286 A Rider	74 70	
										304 H Niagara	80 62	
										311 A Fairleigh Dickinson	85 78	
										333 H Saint Peter's	64 47	
										340 H St. Francis Brooklyn	61 53	
LAST 12 Division I GAMES:												
218	H	Siena	56 49	333	H	Saint Peter's	64 47					
274	H	Monmouth	56 57	111	H	Iona	63 56					
182	A	Marist	64 59	213	H	Fairfield	57 59					
203	H	Canisius	77 55	182	H	Marist	73 79					
274	A	Monmouth	62 72	218	A	Siena	59 60					
286	A	Rider	74 70	213	A	Fairfield	70 55					

Non-Div I Games:

Manhattan

■ Loss, 
 ■ Non-Conf, 
 S Site, 
 ■ Home 
 ■ Away 
 N Neutral

Average RPI Win:	257	WON-LOST	WINNING	LAST 10	STRENGTH OF	OPP. STRENGTH	TEAM	ADJ.	CONF.	ADJ CONF.
Average RPI Loss:	120	RECORD	PCT. RANK	GAMES	SCHEDULE	OF SCHEDULE	RPI	RPI	RPI	RPI
DIV. I ONLY	13- 13	167	8- 2	199	205	182	182	23	23	
DIV. I NON-CONF.	1- 9	325	0- 0	43	87	237	237	24	24	
TOTALS	RPI 1-25	RPI 26-50	W-L RECORDS	RPI 51-100	RPI 101-150	RPI 150+				
13- 13	0- 1	0- 2	OVERALL	0- 3	2- 3	11- 4				
7- 4	0- 0	0- 1	HOME	0- 1	2- 0	5- 2				
6- 6	0- 0	0- 1	AWAY	0- 1	0- 2	6- 2				
0- 3	0- 1	0- 0	NEUTRAL	0- 1	0- 1	0- 0				
1- 9	0- 1	0- 2	NON-CONFERENCE	0- 3	0- 2	1- 1				
0- 3	0- 0	0- 1	HOME	0- 1	0- 0	0- 1				
1- 3	0- 0	0- 1	AWAY	0- 1	0- 1	1- 0				
0- 3	0- 1	0- 0	NEUTRAL	0- 1	0- 1	0- 0				
12- 4	0- 0	0- 0	CONFERENCE	0- 0	2- 1	10- 3				
7- 1	0- 0	0- 0	HOME	0- 0	2- 0	5- 1				
5- 3	0- 0	0- 0	AWAY	0- 0	0- 1	5- 2				
0- 0	0- 0	0- 0	NEUTRAL	0- 0	0- 0	0- 0				

RPI 1-25				RPI 26-50				RPI 51-100				RPI 101+				Team's RPI: 182	
RPI	S	Opponent	Score	RPI	S	Opponent	Score	RPI	S	Opponent	Score	RPI	S	Opponent	Score		
16	N	Louisville	53 65	38	H	Princeton	44 77	62	A	South Dakota St.	68 77	107	H	Quinnipiac	56 47		
				42	A	St. John's (NY)	47 61	66	H	Hofstra	67 71	111	A	Iona	49 69		
								86	N	Missouri St.	45 77	111	H	Iona	62 61		
												125	N	LSU	49 72		
												142	A	Creighton	46 89		
												173	H	Delaware	50 56		
												203	A	Canisius	69 71		
												213	A	Fairfield	72 57		
												218	H	Siena	66 37		
												227	A	Manhattan	79 73		
												227	H	Manhattan	59 64		
												274	A	Monmouth	52 60		
												274	H	Monmouth	78 55		
												286	A	Rider	74 56		
												286	H	Rider	66 54		
												304	A	Niagara	82 68		
												304	H	Niagara	63 50		
												333	A	Saint Peter's	74 55		
												333	H	Saint Peter's	69 46		
												347	A	Boston U.	73 54		
LAST 12 Division I GAMES:																	
203	A	Canisius	69 71	333	H	Saint Peter's	69 46										
304	A	Niagara	82 68	304	H	Niagara	63 50										
227	H	Manhattan	59 64	274	H	Monmouth	78 55										
333	A	Saint Peter's	74 55	111	H	Iona	62 61										
286	A	Rider	74 56	227	A	Manhattan	79 73										
218	H	Siena	66 37	274	A	Monmouth	52 60										

Non-Div I Games:

Marist

■ Loss, 
■ Non-Conf, 
■ S Site, 
■ H Home 
■ A Away 
N Neutral

Average RPI Win:	151	WON-LOST	WINNING	LAST 10	STRENGTH OF	OPP. STRENGTH	TEAM	ADJ.	CONF.	ADJ CONF.
Average RPI Loss:	63	RECORD	PCT. RANK	GAMES	SCHEDULE	OF SCHEDULE	RPI	RPI	RPI	RPI
DIV. I ONLY	13- 13	167	7- 3	30	71	82	82	6	6	
DIV. I NON-CONF.	5- 6	180	0- 0	19	73	89	89	6	6	
TOTALS	RPI 1-25	RPI 26-50	W-L RECORDS	RPI 51-100	RPI 101-150	RPI 150+				
13- 13	0- 4	3- 2	OVERALL	1- 4	2- 2	7- 1				
9- 3	0- 1	3- 0	HOME	1- 1	2- 1	3- 0				
3- 10	0- 3	0- 2	AWAY	0- 3	0- 1	3- 1				
1- 0	0- 0	0- 0	NEUTRAL	0- 0	0- 0	1- 0				
5- 6	0- 3	1- 0	NON-CONFERENCE	0- 1	0- 1	4- 1				
2- 2	0- 1	1- 0	HOME	0- 0	0- 1	1- 0				
2- 4	0- 2	0- 0	AWAY	0- 1	0- 0	2- 1				
1- 0	0- 0	0- 0	NEUTRAL	0- 0	0- 0	1- 0				
8- 7	0- 1	2- 2	CONFERENCE	1- 3	2- 1	3- 0				
7- 1	0- 0	2- 0	HOME	1- 1	2- 0	2- 0				
1- 6	0- 1	0- 2	AWAY	0- 2	0- 1	1- 0				
0- 0	0- 0	0- 0	NEUTRAL	0- 0	0- 0	0- 0				

RPI S	Opponent	Score	RPI S	Opponent	Score	RPI S	Opponent	Score	RPI S	Opponent	Score
7	A Arizona St.	80 90	34	A Seton Hall	68 99	54	A Villanova	60 81	116	H IUPUI	55 60
9	H Oregon St.	58 65	34	H Seton Hall	89 82	54	H Villanova	75 82	136	A Xavier	66 71
20	A DePaul	86 91	42	A St. John's (NY)	77 81	79	A South Dakota	69 97	136	H Xavier	74 69
23	A Green Bay	55 75	42	H St. John's (NY)	67 64	85	A Georgetown	72 75	142	H Creighton	79 72
			49	H Auburn	70 69	85	H Georgetown	87 72	153	H Wisconsin	77 61
									155	A Northern Ky.	78 83
									184	A Milwaukee	101 81
									195	A Butler	80 64
									195	H Butler	76 69
									208	N Richmond	98 80
									255	H Providence	105 75
									288	A FIU	95 83
LAST 12 Division I GAMES:											
136	H Xavier	74 69	142	H Creighton	79 72						
195	H Butler	76 69	255	H Providence	105 75						
54	A Villanova	60 81	195	A Butler	80 64						
85	A Georgetown	72 75	136	A Xavier	66 71						
34	H Seton Hall	89 82	85	H Georgetown	87 72						
42	H St. John's (NY)	67 64	54	H Villanova	75 82						

Non-Div I Games:

Marquette

Average RPI Win:	228	WON-LOST	WINNING	LAST 10	STRENGTH OF	OPP. STRENGTH	TEAM	ADJ.	CONF.	ADJ CONF.
Average RPI Loss:	100	RECORD	PCT. RANK	GAMES	SCHEDULE	OF SCHEDULE	RPI	RPI	RPI	RPI
DIV. I ONLY	14- 7	83	6- 4	226	180	141	141	12	12	
DIV. I NON-CONF.	8- 1	23	0- 0	319	332	133	133	10	10	
TOTALS	RPI 1-25	RPI 26-50	W-L RECORDS	RPI 51-100	RPI 101-150	RPI 150+				
14- 7	0- 0	1- 3	OVERALL	0- 2	2- 0	11- 2				
10- 3	0- 0	1- 1	HOME	0- 1	0- 0	9- 1				
4- 3	0- 0	0- 1	AWAY	0- 1	2- 0	2- 1				
0- 1	0- 0	0- 1	NEUTRAL	0- 0	0- 0	0- 0				
8- 1	0- 0	0- 1	NON-CONFERENCE	0- 0	1- 0	7- 0				
6- 0	0- 0	0- 0	HOME	0- 0	0- 0	6- 0				
2- 0	0- 0	0- 0	AWAY	0- 0	1- 0	1- 0				
0- 1	0- 0	0- 1	NEUTRAL	0- 0	0- 0	0- 0				
6- 6	0- 0	1- 2	CONFERENCE	0- 2	1- 0	4- 2				
4- 3	0- 0	1- 1	HOME	0- 1	0- 0	3- 1				
2- 3	0- 0	0- 1	AWAY	0- 1	1- 0	1- 1				
0- 0	0- 0	0- 0	NEUTRAL	0- 0	0- 0	0- 0				

RPI 1-25				RPI 26-50				RPI 51-100				RPI 101+				Team's RPI: 141	
RPI	S	Opponent	Score	RPI	S	Opponent	Score	RPI	S	Opponent	Score	RPI	S	Opponent	Score		
				31	H	UTEP	79 64	72	A	Middle Tenn.	54 65	143	A	UAB	64 61		
				37	N	West Virginia	60 66	94	H	Charlotte	61 64	145	A	Southern Ill.	61 55		
				50	A	Western Ky.	52 81					152	H	Cornell	73 47		
				50	H	Western Ky.	76 80					161	H	Old Dominion	80 62		
												171	A	Fla. Atlantic	73 84		
												191	H	Rhode Island	72 62		
												224	H	North Texas	63 71		
												243	H	Rice	81 52		
												246	H	UTSA	80 76		
												263	H	Saint Francis (PA)	81 73		
												288	A	FIU	65 58		
												300	A	Morehead St.	104 101		
												342	H	NJIT	63 50		
												345	H	Alabama A&M	81 45		
												346	H	Norfolk St.	81 67		
LAST 12 Division I GAMES:																	
				50	H	Western Ky.	76 80	94	H	Charlotte	61 64						
				246	H	UTSA	80 76	243	H	Rice	81 52						
				31	H	UTEP	79 64	224	H	North Texas	63 71						
				143	A	UAB	64 61	288	A	FIU	65 58						
				72	A	Middle Tenn.	54 65	171	A	Fla. Atlantic	73 84						
				161	H	Old Dominion	80 62	50	A	Western Ky.	52 81						

Non-Div I Games:      Brescia                      92    40                      West Va. Tech                      83    39

Marshall

Loss, Non-Conf, S Site, H Home A Away N Neutral

Average RPI Win:	135	WON-LOST	WINNING	LAST 10	STRENGTH OF	OPP. STRENGTH	TEAM	ADJ.	CONF.	ADJ CONF.
Average RPI Loss:	4	RECORD	PCT. RANK	GAMES	SCHEDULE	OF SCHEDULE	RPI	RPI	RPI	RPI
DIV. I ONLY	23- 3	10	5- 1	54	34	11	11	4	4	
DIV. I NON-CONF.	11- 1	16	0- 0	122	160	28	28	3	3	
TOTALS	RPI 1-25	RPI 26-50	W-L RECORDS	RPI 51-100	RPI 101-150	RPI 150+				
23- 3	1- 3	2- 0	OVERALL	8- 0	2- 0	10- 0				
12- 1	1- 1	2- 0	HOME	3- 0	0- 0	6- 0				
8- 1	0- 1	0- 0	AWAY	4- 0	1- 0	3- 0				
3- 1	0- 1	0- 0	NEUTRAL	1- 0	1- 0	1- 0				
11- 1	1- 1	0- 0	NON-CONFERENCE	1- 0	1- 0	8- 0				
7- 0	1- 0	0- 0	HOME	0- 0	0- 0	6- 0				
1- 0	0- 0	0- 0	AWAY	0- 0	0- 0	1- 0				
3- 1	0- 1	0- 0	NEUTRAL	1- 0	1- 0	1- 0				
12- 2	0- 2	2- 0	CONFERENCE	7- 0	1- 0	2- 0				
5- 1	0- 1	2- 0	HOME	3- 0	0- 0	0- 0				
7- 1	0- 1	0- 0	AWAY	4- 0	1- 0	2- 0				
0- 0	0- 0	0- 0	NEUTRAL	0- 0	0- 0	0- 0				

RPI 1-25				Team's RPI: 11				RPI 26-50				RPI 51-100				RPI 101+			
RPI	S	Opponent	Score					RPI	S	Opponent	Score	RPI	S	Opponent	Score	RPI	S	Opponent	Score
2	N	UConn	73 83					32	H	Michigan St.	85 76	57	A	Iowa	76 56	128	N	Pittsburgh	70 49
5	A	Ohio St.	86 94					47	H	Indiana	86 63	59	A	Purdue	87 67	130	A	Penn St.	89 53
5	H	Ohio St.	71 80									59	H	Purdue	73 59	153	A	Wisconsin	90 65
19	H	Syracuse	82 64									62	N	South Dakota St.	62 55	161	N	Old Dominion	95 49
												65	A	Michigan	74 67	163	A	Illinois	79 63
												69	H	Nebraska	89 50	177	H	Detroit	97 41
												91	A	Northwestern	79 70	179	H	Southern U.	94 61
												91	H	Northwestern	80 62	244	H	High Point	105 50
																256	H	Loyola Maryland	97 47
																266	H	Central Conn. St.	86 43
																296	A	UMES	106 30
																312	H	UMass Lowell	102 53
LAST 12 Division I GAMES:																			
32	H	Michigan St.	85 76					130	A	Penn St.	89 53								
91	A	Northwestern	79 70					153	A	Wisconsin	90 65								
59	H	Purdue	73 59					91	H	Northwestern	80 62								
5	A	Ohio St.	86 94					65	A	Michigan	74 67								
59	A	Purdue	87 67					57	A	Iowa	76 56								
47	H	Indiana	86 63					69	H	Nebraska	89 50								

Non-Div I Games:

Maryland



## Massachusetts

Through Games Of Feb. 16, 2016

Average RPI Win:	207	WON-LOST	WINNING	LAST 10	STRENGTH OF	OPP. STRENGTH	TEAM	ADJ.	CONF.	ADJ CONF.
Average RPI Loss:	129	RECORD	PCT. RANK	GAMES	SCHEDULE	OF SCHEDULE	RPI	RPI	RPI	RPI
DIV. I ONLY	7- 17	277	1- 5	128	128	240	240	7	7	
DIV. I NON-CONF.	6- 6	160	0- 1	265	208	205	205	8	8	
TOTALS	RPI 1-25	RPI 26-50	W-L RECORDS	RPI 51-100	RPI 101-150	RPI 150+				
7- 17	0- 1	1- 2	OVERALL	1- 4	0- 3	5- 7				
5- 6	0- 0	1- 0	HOME	1- 1	0- 2	3- 3				
2- 10	0- 1	0- 2	AWAY	0- 2	0- 1	2- 4				
0- 1	0- 0	0- 0	NEUTRAL	0- 1	0- 0	0- 0				
6- 6	0- 0	0- 0	NON-CONFERENCE	1- 2	0- 2	5- 2				
4- 1	0- 0	0- 0	HOME	1- 0	0- 1	3- 0				
2- 4	0- 0	0- 0	AWAY	0- 1	0- 1	2- 2				
0- 1	0- 0	0- 0	NEUTRAL	0- 1	0- 0	0- 0				
1- 11	0- 1	1- 2	CONFERENCE	0- 2	0- 1	0- 5				
1- 5	0- 0	1- 0	HOME	0- 1	0- 1	0- 3				
0- 6	0- 1	0- 2	AWAY	0- 1	0- 0	0- 2				
0- 0	0- 0	0- 0	NEUTRAL	0- 0	0- 0	0- 0				

RPI 1-25				RPI 26-50				RPI 51-100				RPI 101+ Team's RPI: 240			
RPI	S	Opponent	Score	RPI	S	Opponent	Score	RPI	S	Opponent	Score	RPI	S	Opponent	Score
21	A	Duquesne	64 73	27	A	George Washington	50 67	51	A	Duke	46 70	103	H	VCU	66 74
				40	A	St. Bonaventure	41 66	66	H	Hofstra	57 56	118	A	Harvard	65 67
				40	H	St. Bonaventure	69 60	74	A	Saint Louis	49 69	133	H	Buffalo	48 56
								81	N	Ball St.	54 81	164	A	George Mason	59 64
								87	H	Saint Joseph's	58 62	165	H	Fordham	55 60
												178	A	Colorado	63 90
												191	H	Rhode Island	79 80
												204	H	Hartford	63 57
												208	H	Richmond	68 74
												235	A	Bryant	86 69
												245	A	Holy Cross	74 60
												266	A	Central Conn. St.	68 78
												282	A	La Salle	57 66
												312	H	UMass Lowell	84 58
												347	H	Boston U.	73 56
LAST 12 Division I GAMES:															
				81	N	Ball St.	54 81	191	H	Rhode Island	79 80				
				40	H	St. Bonaventure	69 60	27	A	George Washington	50 67				
				282	A	La Salle	57 66	208	H	Richmond	68 74				
				165	H	Fordham	55 60	74	A	Saint Louis	49 69				
				21	A	Duquesne	64 73	40	A	St. Bonaventure	41 66				
				164	A	George Mason	59 64	87	H	Saint Joseph's	58 62				

Non-Div I Games:

Massachusetts

■ Loss, 
 ■ Non-Conf, 
 ■ S Site, 
 ■ H Home 
 ■ A Away 
 N Neutral

Average RPI Win:	255	WON-LOST	WINNING	LAST 10	STRENGTH OF	OPP. STRENGTH	TEAM	ADJ.	CONF.	ADJ CONF.
Average RPI Loss:	152	RECORD	PCT. RANK	GAMES	SCHEDULE	OF SCHEDULE	RPI	RPI	RPI	RPI
DIV. I ONLY	13- 9	122	3- 2	303	199	168	168	28	28	
DIV. I NON-CONF.	5- 4	138	1- 0	147	76	95	95	26	26	
TOTALS	RPI 1-25	RPI 26-50	W-L RECORDS	RPI 51-100	RPI 101-150	RPI 150+				
13- 9	0- 1	0- 0	OVERALL	0- 3	2- 1	11- 4				
7- 1	0- 0	0- 0	HOME	0- 0	1- 0	6- 1				
5- 8	0- 1	0- 0	AWAY	0- 3	1- 1	4- 3				
1- 0	0- 0	0- 0	NEUTRAL	0- 0	0- 0	1- 0				
5- 4	0- 1	0- 0	NON-CONFERENCE	0- 2	1- 0	4- 1				
2- 0	0- 0	0- 0	HOME	0- 0	0- 0	2- 0				
2- 4	0- 1	0- 0	AWAY	0- 2	1- 0	1- 1				
1- 0	0- 0	0- 0	NEUTRAL	0- 0	0- 0	1- 0				
8- 5	0- 0	0- 0	CONFERENCE	0- 1	1- 1	7- 3				
5- 1	0- 0	0- 0	HOME	0- 0	1- 0	4- 1				
3- 4	0- 0	0- 0	AWAY	0- 1	0- 1	3- 2				
0- 0	0- 0	0- 0	NEUTRAL	0- 0	0- 0	0- 0				

RPI 1-25				RPI 26-50				RPI 51-100				RPI 101+ Team's RPI: 168			
RPI	S	Opponent	Score	RPI	S	Opponent	Score	RPI	S	Opponent	Score	RPI	S	Opponent	Score
4	A	Baylor	46 105					61	A	Abilene Christian	62 79	124	A	Northwestern St.	64 85
								63	A	Chattanooga	53 68	124	H	Northwestern St.	78 74
								80	A	Tulane	55 74	144	A	UT Arlington	63 57
												162	A	Ole Miss	56 96
												176	A	Louisiana Tech	74 71
												232	N	Dartmouth	78 56
												233	A	Stephen F. Austin	55 80
												237	H	Sam Houston St.	82 79
												243	H	Rice	61 53
												251	A	Houston Baptist	71 64
												285	H	La.-Monroe	72 62
												305	A	Southeastern La.	83 74
												305	H	Southeastern La.	96 79
												320	H	Incarnate Word	55 68
												321	A	Nicholls St.	81 85
												325	H	A&M-Corpus Christi	72 51
												341	A	New Orleans	77 74
												341	H	New Orleans	92 63
LAST 12 Division I GAMES:															
144	A	UT Arlington	63 57	305	H	Southeastern La.	96 79								
124	A	Northwestern St.	64 85	124	H	Northwestern St.	78 74								
305	A	Southeastern La.	83 74	320	H	Incarnate Word	55 68								
321	A	Nicholls St.	81 85	237	H	Sam Houston St.	82 79								
341	H	New Orleans	92 63	61	A	Abilene Christian	62 79								
341	A	New Orleans	77 74	325	H	A&M-Corpus Christi	72 51								

Non-Div I Games: Loyola (LA) 70 69 Louisiana Col. 73 59 Southern-N.O. 97 61

McNeese St.

Loss, Non-Conf, S Site, H Home A Away N Neutral

Average RPI Win:	187	WON-LOST	WINNING	LAST 10	STRENGTH OF	OPP. STRENGTH	TEAM	ADJ.	CONF.	ADJ CONF.
Average RPI Loss:	92	RECORD	PCT. RANK	GAMES	SCHEDULE	OF SCHEDULE	RPI	RPI	RPI	RPI
DIV. I ONLY	15- 10	115	6- 4	141	73	109	109	9	9	
DIV. I NON-CONF.	6- 5	146	0- 0	132	99	148	148	7	7	
TOTALS	RPI 1-25	RPI 26-50	W-L RECORDS	RPI 51-100	RPI 101-150	RPI 150+				
15- 10	0- 2	1- 1	OVERALL	3- 3	1- 1	10- 3				
10- 4	0- 1	1- 1	HOME	2- 1	1- 0	6- 1				
5- 6	0- 1	0- 0	AWAY	1- 2	0- 1	4- 2				
0- 0	0- 0	0- 0	NEUTRAL	0- 0	0- 0	0- 0				
6- 5	0- 0	0- 1	NON-CONFERENCE	2- 2	1- 1	3- 1				
5- 2	0- 0	0- 1	HOME	1- 1	1- 0	3- 0				
1- 3	0- 0	0- 0	AWAY	1- 1	0- 1	0- 1				
0- 0	0- 0	0- 0	NEUTRAL	0- 0	0- 0	0- 0				
9- 5	0- 2	1- 0	CONFERENCE	1- 1	0- 0	7- 2				
5- 2	0- 1	1- 0	HOME	1- 0	0- 0	3- 1				
4- 3	0- 1	0- 0	AWAY	0- 1	0- 0	4- 1				
0- 0	0- 0	0- 0	NEUTRAL	0- 0	0- 0	0- 0				

RPI 1-25				RPI 26-50				RPI 51-100				RPI 101+ Team's RPI: 109			
RPI	S	Opponent	Score	RPI	S	Opponent	Score	RPI	S	Opponent	Score	RPI	S	Opponent	Score
2	A	UConn	40 83	27	H	George Washington	62 68	64	A	Temple	58 82	135	A	Little Rock	53 61
2	H	UConn	46 86	44	H	South Fla.	88 87	68	A	Central Mich.	64 61	145	H	Southern Ill.	61 58
								74	H	Saint Louis	57 63	159	A	SMU	49 58
								76	A	Minnesota	60 70	163	H	Illinois	81 75
								80	H	Tulane	83 67	175	A	East Carolina	79 78
								85	H	Georgetown	57 53	183	A	Tulsa	69 58
												183	H	Tulsa	59 65
												196	A	Kansas	63 72
												219	A	Cincinnati	64 47
												219	H	Cincinnati	54 51
												261	H	Houston	74 57
												272	A	UCF	69 52
												272	H	UCF	75 59
												281	H	Jacksonville St.	70 55
												336	H	Eastern Ill.	80 49
LAST 12 Division I GAMES:															
175	A	East Carolina	79 78	44	H	South Fla.	88 87	159	A	SMU	49 58	2	H	UConn	46 86
272	A	UCF	69 52	183	H	Tulsa	59 65	219	A	Cincinnati	64 47	261	H	Houston	74 57
219	H	Cincinnati	54 51	219	A	Cincinnati	64 47								
2	A	UConn	40 83	261	H	Houston	74 57								
272	H	UCF	75 59												
183	A	Tulsa	69 58												

Non-Div I Games:

Memphis

■ Loss, 
 ■ Non-Conf, S Site, 
 ■ Home 
 ■ Away 
 N Neutral

Average RPI Win:	252	WON-LOST	WINNING	LAST 10	STRENGTH OF	OPP. STRENGTH	TEAM	ADJ.	CONF.	ADJ CONF.
Average RPI Loss:	82	RECORD	PCT. RANK	GAMES	SCHEDULE	OF SCHEDULE	RPI	RPI	RPI	RPI
DIV. I ONLY	17- 6	53	9- 1	252	225	120	120	17	17	
DIV. I NON-CONF.	8- 5	120	2- 0	217	300	154	154	15	15	
TOTALS	RPI 1-25	RPI 26-50	W-L RECORDS	RPI 51-100	RPI 101-150	RPI 150+				
17- 6	0- 1	0- 1	OVERALL	1- 2	2- 2	14- 0				
8- 3	0- 0	0- 0	HOME	1- 1	1- 2	6- 0				
8- 2	0- 1	0- 1	AWAY	0- 0	1- 0	7- 0				
1- 1	0- 0	0- 0	NEUTRAL	0- 1	0- 0	1- 0				
8- 5	0- 1	0- 1	NON-CONFERENCE	0- 2	0- 1	8- 0				
4- 2	0- 0	0- 0	HOME	0- 1	0- 1	4- 0				
3- 2	0- 1	0- 1	AWAY	0- 0	0- 0	3- 0				
1- 1	0- 0	0- 0	NEUTRAL	0- 1	0- 0	1- 0				
9- 1	0- 0	0- 0	CONFERENCE	1- 0	2- 1	6- 0				
4- 1	0- 0	0- 0	HOME	1- 0	1- 1	2- 0				
5- 0	0- 0	0- 0	AWAY	0- 0	1- 0	4- 0				
0- 0	0- 0	0- 0	NEUTRAL	0- 0	0- 0	0- 0				

RPI S	Opponent	Score	RPI S	Opponent	Score	RPI S	Opponent	Score	RPI S	Opponent	Score	Team's RPI: 120
13 A	Florida St.	36 79	26 A	Georgia	44 57	63 H	Chattanooga	67 44	123 A	Samford	63 60	
						74 H	Saint Louis	60 68	123 H	Samford	63 61	
						94 N	Charlotte	62 72	140 H	ETSU	53 55	
									145 H	Southern Ill.	52 55	
									207 H	Col. of Charleston	66 58	
									216 A	Furman	61 50	
									275 A	Tennessee Tech	63 47	
									277 H	Ga. Southern	62 50	
									281 H	Jacksonville St.	46 39	
									289 A	UNCG	86 78	
									289 H	UNCG	81 47	
									293 A	Florida A&M	54 50	
									299 A	Kennesaw St.	72 61	
									303 A	Western Caro.	92 88	
									303 H	Western Caro.	63 42	
									307 A	Wofford	70 61	
									317 H	North Florida	68 54	
									326 N	Howard	70 53	
LAST 12 Division I GAMES:												
123 H	Samford	63 61	63 H	Chattanooga	67 44							
289 H	UNCG	81 47	123 A	Samford	63 60							
303 H	Western Caro.	63 42	303 A	Western Caro.	92 88							
216 A	Furman	61 50	289 A	UNCG	86 78							
307 A	Wofford	70 61	293 A	Florida A&M	54 50							
140 H	ETSU	53 55	317 H	North Florida	68 54							

Non-Div I Games: Faulkner 86 33 Coastal Ga. 87 48

Mercer

Loss, Non-Conf, S Site, H Home A Away N Neutral

Average RPI Win:	157	WON-LOST	WINNING	LAST 10	STRENGTH OF	OPP. STRENGTH	TEAM	ADJ.	CONF.	ADJ CONF.
Average RPI Loss:	26	RECORD	PCT. RANK	GAMES	SCHEDULE	OF SCHEDULE	RPI	RPI	RPI	RPI
DIV. I ONLY	21- 5	30	7- 3	77	56	29	29	5	5	
DIV. I NON-CONF.	12- 1	9	0- 0	187	134	42	42	5	5	
TOTALS	RPI 1-25	RPI 26-50	W-L RECORDS	RPI 51-100	RPI 101-150	RPI 150+				
21- 5	0- 4	2- 0	OVERALL	5- 1	4- 0	10- 0				
12- 2	0- 2	1- 0	HOME	2- 0	2- 0	7- 0				
8- 2	0- 1	0- 0	AWAY	3- 1	2- 0	3- 0				
1- 1	0- 1	1- 0	NEUTRAL	0- 0	0- 0	0- 0				
12- 1	0- 1	1- 0	NON-CONFERENCE	2- 0	0- 0	9- 0				
8- 0	0- 0	0- 0	HOME	1- 0	0- 0	7- 0				
3- 0	0- 0	0- 0	AWAY	1- 0	0- 0	2- 0				
1- 1	0- 1	1- 0	NEUTRAL	0- 0	0- 0	0- 0				
9- 4	0- 3	1- 0	CONFERENCE	3- 1	4- 0	1- 0				
4- 2	0- 2	1- 0	HOME	1- 0	2- 0	0- 0				
5- 2	0- 1	0- 0	AWAY	2- 1	2- 0	1- 0				
0- 0	0- 0	0- 0	NEUTRAL	0- 0	0- 0	0- 0				

RPI 1-25				RPI 26-50				Team's RPI: 29				RPI 51-100				RPI 101+			
RPI	S	Opponent	Score	RPI	S	Opponent	Score	RPI	S	Opponent	Score	RPI	S	Opponent	Score	RPI	S	Opponent	Score
1	A	Notre Dame	69 90	46	H	North Carolina St.	73 44	51	H	Duke	61 53	110	A	Virginia Tech	57 45				
4	N	Baylor	81 88	47	N	Indiana	89 75	84	A	Georgia Tech	58 55	113	A	Boston College	67 62				
13	H	Florida St.	58 69					93	H	Wright St.	80 67	114	H	Wake Forest	71 60				
19	H	Syracuse	51 57					94	A	Charlotte	77 70	128	H	Pittsburgh	79 55				
								95	A	Virginia	56 76	161	A	Old Dominion	61 35				
								100	A	North Carolina	76 61	163	H	Illinois	73 64				
												167	A	Loyola Chicago	77 50				
												184	H	Milwaukee	77 38				
												241	A	Clemson	83 49				
												259	H	Bethune-Cookman	55 47				
												270	H	Coppin St.	78 59				
												282	H	La Salle	86 58				
												288	H	FIU	83 55				
												312	H	UMass Lowell	84 53				
LAST 12 Division I GAMES:																			
1	A	Notre Dame	69 90	13	H	Florida St.	58 69												
84	A	Georgia Tech	58 55	100	A	North Carolina	76 61												
51	H	Duke	61 53	114	H	Wake Forest	71 60												
113	A	Boston College	67 62	241	A	Clemson	83 49												
19	H	Syracuse	51 57	128	H	Pittsburgh	79 55												
110	A	Virginia Tech	57 45	95	A	Virginia	56 76												

Non-Div I Games:

Miami (FL)

■ Loss, 
 ■ Non-Conf, S Site, 
 ■ Home 
 ■ Away 
 N Neutral

Average RPI Win:	261	WON-LOST	WINNING	LAST 10	STRENGTH OF	OPP. STRENGTH	TEAM	ADJ.	CONF.	ADJ CONF.
Average RPI Loss:	134	RECORD	PCT. RANK	GAMES	SCHEDULE	OF SCHEDULE	RPI	RPI	RPI	RPI
DIV. I ONLY	9- 14	238	2- 8	244	174	264	264	11	11	
DIV. I NON-CONF.	6- 5	146	0- 0	305	220	234	234	13	13	
TOTALS	RPI 1-25	RPI 26-50	W-L RECORDS	RPI 51-100	RPI 101-150	RPI 150+				
9- 14	0- 0	0- 0	OVERALL	0- 5	1- 4	8- 5				
7- 6	0- 0	0- 0	HOME	0- 1	1- 2	6- 3				
1- 8	0- 0	0- 0	AWAY	0- 4	0- 2	1- 2				
1- 0	0- 0	0- 0	NEUTRAL	0- 0	0- 0	1- 0				
6- 5	0- 0	0- 0	NON-CONFERENCE	0- 2	0- 0	6- 3				
4- 2	0- 0	0- 0	HOME	0- 0	0- 0	4- 2				
1- 3	0- 0	0- 0	AWAY	0- 2	0- 0	1- 1				
1- 0	0- 0	0- 0	NEUTRAL	0- 0	0- 0	1- 0				
3- 9	0- 0	0- 0	CONFERENCE	0- 3	1- 4	2- 2				
3- 4	0- 0	0- 0	HOME	0- 1	1- 2	2- 1				
0- 5	0- 0	0- 0	AWAY	0- 2	0- 2	0- 1				
0- 0	0- 0	0- 0	NEUTRAL	0- 0	0- 0	0- 0				

RPI 1-25				RPI 26-50				RPI 51-100				RPI 101+				Team's RPI: 264	
RPI	S	Opponent	Score	RPI	S	Opponent	Score	RPI	S	Opponent	Score	RPI	S	Opponent	Score		
								65	A	Michigan	55 97	106	H	Eastern Mich.	46 70		
								68	A	Central Mich.	54 77	115	H	Toledo	50 55		
								68	H	Central Mich.	58 72	117	A	Western Mich.	66 80		
								81	A	Ball St.	41 66	119	A	Akron	65 77		
								96	A	UT Martin	47 74	133	H	Buffalo	69 58		
												155	H	Northern Ky.	57 71		
												171	A	Fla. Atlantic	65 68		
												201	H	Eastern Ky.	72 77		
												205	H	Oakland	65 54		
												230	A	Valparaiso	75 72		
												253	H	Bowling Green	58 64		
												258	A	Northern Ill.	73 92		
												258	H	Northern Ill.	66 60		
												268	H	Austin Peay	75 60		
												300	H	Morehead St.	59 57		
												315	H	Kent St.	55 52		
												318	H	Evansville	91 85		
												323	N	LIU Brooklyn	68 49		
LAST 12 Division I GAMES:																	
106	H	Eastern Mich.	46 70	68	H	Central Mich.	58 72										
258	A	Northern Ill.	73 92	117	A	Western Mich.	66 80										
119	A	Akron	65 77	115	H	Toledo	50 55										
315	H	Kent St.	55 52	81	A	Ball St.	41 66										
68	A	Central Mich.	54 77	258	H	Northern Ill.	66 60										
133	H	Buffalo	69 58	253	H	Bowling Green	58 64										

Non-Div I Games:

Miami (OH)

■ Loss, 
 ■ Non-Conf, S Site, 
 ■ Home 
 ■ Away 
 N Neutral

## Michigan

Through Games Of Feb. 16, 2016

Average RPI Win:	146	WON-LOST	WINNING	LAST 10	STRENGTH OF	OPP. STRENGTH	TEAM	ADJ.	CONF.	ADJ CONF.
Average RPI Loss:	43	RECORD	PCT. RANK	GAMES	SCHEDULE	OF SCHEDULE	RPI	RPI	RPI	RPI
DIV. I ONLY	15- 10	115	5- 5	35	48	65	65	4	4	
DIV. I NON-CONF.	8- 3	77	0- 0	81	142	70	70	3	3	
TOTALS	RPI 1-25	RPI 26-50	W-L RECORDS	RPI 51-100	RPI 101-150	RPI 150+				
15- 10	0- 3	0- 3	OVERALL	4- 3	4- 1	7- 0				
11- 5	0- 3	0- 0	HOME	2- 2	3- 0	6- 0				
4- 5	0- 0	0- 3	AWAY	2- 1	1- 1	1- 0				
0- 0	0- 0	0- 0	NEUTRAL	0- 0	0- 0	0- 0				
8- 3	0- 1	0- 1	NON-CONFERENCE	0- 0	3- 1	5- 0				
7- 1	0- 1	0- 0	HOME	0- 0	3- 0	4- 0				
1- 2	0- 0	0- 1	AWAY	0- 0	0- 1	1- 0				
0- 0	0- 0	0- 0	NEUTRAL	0- 0	0- 0	0- 0				
7- 7	0- 2	0- 2	CONFERENCE	4- 3	1- 0	2- 0				
4- 4	0- 2	0- 0	HOME	2- 2	0- 0	2- 0				
3- 3	0- 0	0- 2	AWAY	2- 1	1- 0	0- 0				
0- 0	0- 0	0- 0	NEUTRAL	0- 0	0- 0	0- 0				

RPI 1-25				RPI 26-50				RPI 51-100				Team's RPI: 65		RPI 101+			
RPI	S	Opponent	Score	RPI	S	Opponent	Score	RPI	S	Opponent	Score			RPI	S	Opponent	Score
5	H	Ohio St.	93 97	32	A	Michigan St.	64 85	57	A	Iowa	69 85			106	A	Eastern Mich.	63 64
10	H	UCLA	77 86	38	A	Princeton	57 74	57	H	Iowa	82 75			128	H	Pittsburgh	82 45
11	H	Maryland	67 74	47	A	Indiana	69 77	59	A	Purdue	68 61			130	A	Penn St.	91 87
								59	H	Purdue	63 65			136	H	Xavier	92 54
								69	H	Nebraska	81 93			138	H	Oral Roberts	61 44
								76	A	Minnesota	93 86			153	H	Wisconsin	82 65
								76	H	Minnesota	92 76			163	H	Illinois	96 83
														177	A	Detroit	88 61
														204	H	Hartford	83 47
														206	H	USC Upstate	119 61
														229	H	Binghamton	90 62
														264	H	Miami (OH)	97 55
LAST 12 Division I GAMES:																	
				59	A	Purdue	68 61	69	H	Nebraska	81 93						
				153	H	Wisconsin	82 65	5	H	Ohio St.	93 97						
				163	H	Illinois	96 83	130	A	Penn St.	91 87						
				32	A	Michigan St.	64 85	11	H	Maryland	67 74						
				76	H	Minnesota	92 76	76	A	Minnesota	93 86						
				57	A	Iowa	69 85	57	H	Iowa	82 75						

Non-Div I Games:

Michigan

■ Loss, 
 ■ Non-Conf, S Site, 
 ■ Home 
 ■ Away 
 N Neutral

Average RPI Win:	126	WON-LOST	WINNING	LAST 10	STRENGTH OF	OPP. STRENGTH	TEAM	ADJ.	CONF.	ADJ CONF.
Average RPI Loss:	40	RECORD	PCT. RANK	GAMES	SCHEDULE	OF SCHEDULE	RPI	RPI	RPI	RPI
DIV. I ONLY	18- 7	58	3- 3	53	15	32	32	4	4	
DIV. I NON-CONF.	9- 2	37	0- 0	54	70	31	31	3	3	
TOTALS	RPI 1-25	RPI 26-50	W-L RECORDS	RPI 51-100	RPI 101-150	RPI 150+				
18- 7	0- 4	2- 1	OVERALL	5- 1	2- 1	9- 0				
11- 2	0- 1	2- 0	HOME	4- 0	1- 1	4- 0				
6- 4	0- 2	0- 1	AWAY	1- 1	1- 0	4- 0				
1- 1	0- 1	0- 0	NEUTRAL	0- 0	0- 0	1- 0				
9- 2	0- 2	1- 0	NON-CONFERENCE	0- 0	1- 0	7- 0				
5- 1	0- 1	1- 0	HOME	0- 0	1- 0	3- 0				
3- 0	0- 0	0- 0	AWAY	0- 0	0- 0	3- 0				
1- 1	0- 1	0- 0	NEUTRAL	0- 0	0- 0	1- 0				
9- 5	0- 2	1- 1	CONFERENCE	5- 1	1- 1	2- 0				
6- 1	0- 0	1- 0	HOME	4- 0	0- 1	1- 0				
3- 4	0- 2	0- 1	AWAY	1- 1	1- 0	1- 0				
0- 0	0- 0	0- 0	NEUTRAL	0- 0	0- 0	0- 0				

RPI 1-25				RPI 26-50				Team's RPI: 32	RPI 51-100				RPI 101+			
RPI	S	Opponent	Score	RPI	S	Opponent	Score		RPI	S	Opponent	Score	RPI	S	Opponent	Score
4	N	Baylor	76 84	26	H	Georgia	66 45		57	A	Iowa	74 69	117	H	Western Mich.	78 40
5	A	Ohio St.	80 85	41	H	Rutgers	59 48		57	H	Iowa	80 73	130	A	Penn St.	71 55
11	A	Maryland	76 85	47	A	Indiana	65 81		59	H	Purdue	68 56	130	H	Penn St.	61 65
16	H	Louisville	78 85						65	H	Michigan	85 64	153	A	Wisconsin	77 54
									69	A	Nebraska	66 73	153	H	Wisconsin	77 67
									91	H	Northwestern	74 51	154	A	Davidson	73 44
													167	H	Loyola Chicago	76 47
													172	A	Northeastern	77 51
													177	H	Detroit	81 42
													205	A	Oakland	82 62
													219	N	Cincinnati	103 63
													223	H	Idaho St.	79 60
LAST 12 Division I GAMES:																
		11	A	Maryland	76	85			59	H	Purdue	68	56			
		69	A	Nebraska	66	73			41	H	Rutgers	59	48			
		130	H	Penn St.	61	65			57	H	Iowa	80	73			
		57	A	Iowa	74	69			47	A	Indiana	65	81			
		65	H	Michigan	85	64			91	H	Northwestern	74	51			
		153	A	Wisconsin	77	54			130	A	Penn St.	71	55			

Non-Div I Games:

Michigan St.



Average RPI Win:	187	WON-LOST	WINNING	LAST 10	STRENGTH OF	OPP. STRENGTH	TEAM	ADJ.	CONF.	ADJ CONF.
Average RPI Loss:	78	RECORD	PCT. RANK	GAMES	SCHEDULE	OF SCHEDULE	RPI	RPI	RPI	RPI
DIV. I ONLY	17- 7	65	9- 1	116	99	72	72	12	12	
DIV. I NON-CONF.	6- 5	146	0- 0	119	86	122	122	10	10	
TOTALS	RPI 1-25	RPI 26-50	W-L RECORDS	RPI 51-100	RPI 101-150	RPI 150+				
17- 7	0- 1	1- 2	OVERALL	2- 2	3- 1	11- 1				
9- 3	0- 1	1- 0	HOME	2- 1	2- 0	4- 1				
8- 3	0- 0	0- 1	AWAY	0- 0	1- 0	7- 0				
0- 1	0- 0	0- 0	NEUTRAL	0- 0	0- 1	0- 0				
6- 5	0- 1	0- 1	NON-CONFERENCE	1- 2	1- 1	4- 0				
3- 2	0- 1	0- 0	HOME	1- 1	0- 0	2- 0				
3- 2	0- 0	0- 1	AWAY	0- 1	1- 0	2- 0				
0- 1	0- 0	0- 0	NEUTRAL	0- 0	0- 1	0- 0				
11- 2	0- 0	1- 1	CONFERENCE	1- 0	2- 0	7- 1				
6- 1	0- 0	1- 0	HOME	1- 0	2- 0	2- 1				
5- 1	0- 0	0- 1	AWAY	0- 0	0- 0	5- 0				
0- 0	0- 0	0- 0	NEUTRAL	0- 0	0- 0	0- 0				

RPI 1-25				RPI 26-50				RPI 51-100				Team's RPI: 72	RPI 101+			
RPI	S	Opponent	Score	RPI	S	Opponent	Score	RPI	S	Opponent	Score		RPI	S	Opponent	Score
18	H	Kentucky	52 68	28	A	Ohio	49 72	68	A	Central Mich.	59 81		136	A	Xavier	62 53
				31	A	UTEP	73 84	86	H	Missouri St.	70 54		141	H	Marshall	65 54
				50	H	Western Ky.	83 75	94	H	Charlotte	72 67		143	H	UAB	68 40
								95	H	Virginia	66 70		146	N	Alabama	46 64
													151	H	Southern Miss.	74 44
													161	H	Old Dominion	58 61
													162	H	Ole Miss	84 75
													171	A	Fla. Atlantic	83 73
													176	H	Louisiana Tech	68 57
													224	A	North Texas	76 52
													243	A	Rice	61 60
													246	A	UTSA	74 63
													268	A	Austin Peay	86 55
													275	H	Tennessee Tech	69 53
													288	A	FIU	85 62
													329	A	Nevada	90 46
LAST 12 Division I GAMES:																
				151	H	Southern Miss.	74 44					243	A	Rice	61 60	
				176	H	Louisiana Tech	68 57					224	A	North Texas	76 52	
				288	A	FIU	85 62					161	H	Old Dominion	58 61	
				171	A	Fla. Atlantic	83 73					94	H	Charlotte	72 67	
				50	H	Western Ky.	83 75					246	A	UTSA	74 63	
				141	H	Marshall	65 54					31	A	UTEP	73 84	

Non-Div I Games:

Middle Tenn.

■ Loss, 
 ■ Non-Conf, S Site, 
 ■ Home 
 ■ Away 
 N Neutral

Average RPI Win:	255	WON-LOST	WINNING	LAST 10	STRENGTH OF	OPP. STRENGTH	TEAM	ADJ.	CONF.	ADJ CONF.
Average RPI Loss:	112	RECORD	PCT. RANK	GAMES	SCHEDULE	OF SCHEDULE	RPI	RPI	RPI	RPI
DIV. I ONLY	13- 10	131	7- 3	271	152	184	184	14	14	
DIV. I NON-CONF.	6- 5	146	1- 0	346	163	267	267	16	16	
TOTALS	RPI 1-25	RPI 26-50	W-L RECORDS	RPI 51-100	RPI 101-150	RPI 150+				
13- 10	0- 2	0- 1	OVERALL	1- 2	0- 2	12- 3				
7- 5	0- 1	0- 0	HOME	0- 1	0- 1	7- 2				
5- 5	0- 1	0- 1	AWAY	1- 1	0- 1	4- 1				
1- 0	0- 0	0- 0	NEUTRAL	0- 0	0- 0	1- 0				
6- 5	0- 0	0- 1	NON-CONFERENCE	0- 2	0- 0	6- 2				
3- 2	0- 0	0- 0	HOME	0- 1	0- 0	3- 1				
2- 3	0- 0	0- 1	AWAY	0- 1	0- 0	2- 1				
1- 0	0- 0	0- 0	NEUTRAL	0- 0	0- 0	1- 0				
7- 5	0- 2	0- 0	CONFERENCE	1- 0	0- 2	6- 1				
4- 3	0- 1	0- 0	HOME	0- 0	0- 1	4- 1				
3- 2	0- 1	0- 0	AWAY	1- 0	0- 1	2- 0				
0- 0	0- 0	0- 0	NEUTRAL	0- 0	0- 0	0- 0				

RPI	S	Opponent	Score	RPI	S	Opponent	Score	RPI	S	Opponent	Score	RPI	S	Opponent	Score	Team's RPI: 184
23	A	Green Bay	46 69	29	A	Miami (FL)	38 77	82	H	Marquette	81 101	105	A	Youngstown St.	67 69	
23	H	Green Bay	42 63					91	A	Northwestern	44 69	105	H	Youngstown St.	62 70	
								93	A	Wright St.	82 60	155	A	Northern Ky.	86 60	
												171	A	Fla. Atlantic	67 71	
												177	H	Detroit	79 89	
												205	H	Oakland	77 64	
												211	H	Ill.-Chicago	54 53	
												230	H	Valparaiso	82 60	
												258	H	Northern Ill.	73 58	
												282	N	La Salle	69 53	
												294	A	Cleveland St.	62 46	
												294	H	Cleveland St.	59 58	
												298	H	UMKC	70 48	
												310	H	Denver	49 56	
												328	H	IPFW	73 60	
												334	A	Chicago St.	55 48	
												336	A	Eastern Ill.	82 71	
LAST 12 Division I GAMES:																
105	H	Youngstown St.	62 70	93	A	Wright St.	82 60									
294	H	Cleveland St.	59 58	230	H	Valparaiso	82 60									
23	A	Green Bay	46 69	211	H	Ill.-Chicago	54 53									
205	H	Oakland	77 64	294	A	Cleveland St.	62 46									
177	H	Detroit	79 89	105	A	Youngstown St.	67 69									
155	A	Northern Ky.	86 60	334	A	Chicago St.	55 48									

Non-Div I Games:

Milwaukee

■ Loss, 
 ■ Non-Conf, S Site, 
 ■ Home 
 ■ Away 
 N Neutral

Average RPI Win:	153	WON-LOST	WINNING	LAST 10	STRENGTH OF	OPP. STRENGTH	TEAM	ADJ.	CONF.	ADJ CONF.
Average RPI Loss:	74	RECORD	PCT. RANK	GAMES	SCHEDULE	OF SCHEDULE	RPI	RPI	RPI	RPI
DIV. I ONLY	18- 7	58	8- 2	151	31	76	76	4	4	
DIV. I NON-CONF.	8- 3	77	0- 0	244	166	135	135	3	3	
TOTALS	RPI 1-25	RPI 26-50	W-L RECORDS	RPI 51-100	RPI 101-150	RPI 150+				
18- 7	0- 0	2- 2	OVERALL	5- 4	3- 0	8- 1				
13- 2	0- 0	2- 0	HOME	4- 1	3- 0	4- 1				
4- 4	0- 0	0- 1	AWAY	1- 3	0- 0	3- 0				
1- 1	0- 0	0- 1	NEUTRAL	0- 0	0- 0	1- 0				
8- 3	0- 0	0- 1	NON-CONFERENCE	1- 1	2- 0	5- 1				
6- 1	0- 0	0- 0	HOME	1- 0	2- 0	3- 1				
1- 1	0- 0	0- 0	AWAY	0- 1	0- 0	1- 0				
1- 1	0- 0	0- 1	NEUTRAL	0- 0	0- 0	1- 0				
10- 4	0- 0	2- 1	CONFERENCE	4- 3	1- 0	3- 0				
7- 1	0- 0	2- 0	HOME	3- 1	1- 0	1- 0				
3- 3	0- 0	0- 1	AWAY	1- 2	0- 0	2- 0				
0- 0	0- 0	0- 0	NEUTRAL	0- 0	0- 0	0- 0				

RPI S	Opponent	Score	RPI S	Opponent	Score	RPI S	Opponent	Score	RPI S	Opponent	Score
41	A Rutgers	55 66	41	H Rutgers	85 72	51	A Duke	64 84	109	H Memphis	70 60
47	H Indiana	78 76	47	H Indiana	78 76	57	H Iowa	78 76	129	H North Dakota	57 47
49	N Auburn	79 81	49	N Auburn	79 81	59	A Purdue	72 84	130	H Penn St.	98 85
						65	A Michigan	76 92	153	A Wisconsin	84 77
						65	H Michigan	86 93	163	A Illinois	106 75
						69	H Nebraska	110 73	163	H Illinois	82 77
						77	H Maine	91 64	181	N Stetson	72 69
						91	A Northwestern	112 106	186	H New Mexico	53 72
						91	H Northwestern	95 92	284	H Towson	105 86
									307	H Wofford	98 54
									315	A Kent St.	85 73
									342	H NJIT	83 50
LAST 12 Division I GAMES:											
57	H Iowa	78 76	153	A Wisconsin	84 77						
69	H Nebraska	110 73	91	H Northwestern	95 92						
91	A Northwestern	112 106	47	H Indiana	78 76						
41	H Rutgers	85 72	59	A Purdue	72 84						
65	A Michigan	76 92	65	H Michigan	86 93						
163	H Illinois	82 77	163	A Illinois	106 75						

Non-Div I Games:

Minnesota

## Mississippi St.

Through Games Of Feb. 16, 2016

Average RPI Win:	155	WON-LOST	WINNING	LAST 10	STRENGTH OF	OPP. STRENGTH	TEAM	ADJ.	CONF.	ADJ CONF.
Average RPI Loss:	17	RECORD	PCT. RANK	GAMES	SCHEDULE	OF SCHEDULE	RPI	RPI	RPI	RPI
DIV. I ONLY	21- 5	30	6- 4	73	62	25	25	2	2	
DIV. I NON-CONF.	13- 1	8	0- 0	226	238	48	48	2	2	
TOTALS	RPI 1-25	RPI 26-50	W-L RECORDS	RPI 51-100	RPI 101-150	RPI 150+				
21- 5	2- 3	3- 2	OVERALL	1- 0	5- 0	10- 0				
13- 1	1- 1	2- 0	HOME	0- 0	2- 0	8- 0				
4- 4	1- 2	0- 2	AWAY	0- 0	2- 0	1- 0				
4- 0	0- 0	1- 0	NEUTRAL	1- 0	1- 0	1- 0				
13- 1	0- 1	1- 0	NON-CONFERENCE	1- 0	2- 0	9- 0				
8- 0	0- 0	0- 0	HOME	0- 0	1- 0	7- 0				
1- 1	0- 1	0- 0	AWAY	0- 0	0- 0	1- 0				
4- 0	0- 0	1- 0	NEUTRAL	1- 0	1- 0	1- 0				
8- 4	2- 2	2- 2	CONFERENCE	0- 0	3- 0	1- 0				
5- 1	1- 1	2- 0	HOME	0- 0	1- 0	1- 0				
3- 3	1- 1	0- 2	AWAY	0- 0	2- 0	0- 0				
0- 0	0- 0	0- 0	NEUTRAL	0- 0	0- 0	0- 0				

RPI 1-25				RPI 26-50				RPI 51-100				RPI 101+			
RPI	S	Opponent	Score	RPI	S	Opponent	Score	RPI	S	Opponent	Score	RPI	S	Opponent	Score
3	H	South Carolina	51 57	26	A	Georgia	43 47	60	N	FGCU	65 60	117	N	Western Mich.	90 68
8	A	Texas	47 53	33	A	Missouri	54 66					123	H	Samford	68 47
14	A	Texas A&M	58 64	33	H	Missouri	52 42					125	A	LSU	71 52
15	H	Tennessee	65 63	44	N	South Fla.	68 58					131	A	Arkansas	65 55
22	A	Florida	76 70	49	H	Auburn	60 45					131	H	Arkansas	80 55
												151	H	Southern Miss.	78 65
												159	N	SMU	72 70
												162	H	Ole Miss	79 51
												176	A	Louisiana Tech	93 63
												185	H	Grambling	107 43
												265	H	Tennessee St.	82 54
												301	H	Savannah St.	92 25
												305	H	Southeastern La.	81 41
												346	H	Norfolk St.	92 34
												348	H	Mississippi Val.	109 37
LAST 12 Division I GAMES:															
14	A	Texas A&M	58 64	26	A	Georgia	43 47								
33	H	Missouri	52 42	162	H	Ole Miss	79 51								
125	A	LSU	71 52	33	A	Missouri	54 66								
131	A	Arkansas	65 55	131	H	Arkansas	80 55								
15	H	Tennessee	65 63	49	H	Auburn	60 45								
3	H	South Carolina	51 57	22	A	Florida	76 70								

Non-Div I Games:

Mississippi St.

■ Loss, 
 ■ Non-Conf, S Site, 
 ■ Home 
 ■ Away 
 N Neutral

Average RPI Win: 339				Through Games of Feb. 10, 1910													
WON-LOST		WINNING		LAST 10		STRENGTH OF		OPP. STRENGTH		TEAM		ADJ.		CONF.		ADJ CONF.	
RECORD		PCT. RANK		GAMES		SCHEDULE		OF SCHEDULE		RPI		RPI		RPI		RPI	
DIV. I ONLY		1- 20		348		0- 10		325		324		348		348		32	
DIV. I NON-CONF.		0- 8		338		0- 0		186		69		326		326		31	
TOTALS		RPI 1-25		RPI 26-50		W-L RECORDS		RPI 51-100		RPI 101-150		RPI 150+					
1- 20		0- 1		0- 0		OVERALL		0- 1		0- 3		1- 15					
1- 6		0- 0		0- 0		HOME		0- 0		0- 0		1- 6					
0- 13		0- 1		0- 0		AWAY		0- 1		0- 3		0- 8					
0- 1		0- 0		0- 0		NEUTRAL		0- 0		0- 0		0- 1					
0- 8		0- 1		0- 0		NON-CONFERENCE		0- 1		0- 3		0- 3					
0- 0		0- 0		0- 0		HOME		0- 0		0- 0		0- 0					
0- 7		0- 1		0- 0		AWAY		0- 1		0- 3		0- 2					
0- 1		0- 0		0- 0		NEUTRAL		0- 0		0- 0		0- 1					
1- 12		0- 0		0- 0		CONFERENCE		0- 0		0- 0		1- 12					
1- 6		0- 0		0- 0		HOME		0- 0		0- 0		1- 6					
0- 6		0- 0		0- 0		AWAY		0- 0		0- 0		0- 6					
0- 0		0- 0		0- 0		NEUTRAL		0- 0		0- 0		0- 0					

RPI 1-25				RPI 26-50				RPI 51-100				RPI 101+ Team's RPI: 348			
RPI	S	Opponent	Score	RPI	S	Opponent	Score	RPI	S	Opponent	Score	RPI	S	Opponent	Score
25	A	Mississippi St.	37 109					75	A	Vanderbilt	39 89	131	A	Arkansas	46 86
												143	A	UAB	33 80
												146	A	Alabama	35 98
												151	A	Southern Miss.	55 71
												162	A	Ole Miss	61 97
												179	A	Southern U.	26 78
												179	H	Southern U.	36 99
												185	H	Grambling	52 65
												238	A	Texas Southern	38 76
												279	A	Alabama St.	50 100
												279	H	Alabama St.	51 79
												291	A	Prairie View	57 80
												306	H	Jackson St.	46 72
												318	A	Alcorn	39 75
												318	H	Alcorn	66 81
												321	N	Nicholls St.	54 63
												339	H	Ark.-Pine Bluff	62 60
												345	A	Alabama A&M	68 79
												345	H	Alabama A&M	74 84
LAST 12 Division I GAMES:															
				179	A	Southern U.	26 78					291	A	Prairie View	57 80
				318	A	Alcorn	39 75					238	A	Texas Southern	38 76
				345	H	Alabama A&M	74 84					179	H	Southern U.	36 99
				279	H	Alabama St.	51 79					318	H	Alcorn	66 81
				185	H	Grambling	52 65					345	A	Alabama A&M	68 79
				306	H	Jackson St.	46 72					279	A	Alabama St.	50 100

Non-Div I Games:	Philander Smith	64	53	Blue Mountain	72	67
------------------	-----------------	----	----	---------------	----	----

Mississippi Val.

■ Loss, ■ Non-Conf, S Site, H Home A Away N Neutral

Average RPI Win:	153	WON-LOST	WINNING	LAST 10	STRENGTH OF	OPP. STRENGTH	TEAM	ADJ.	CONF.	ADJ CONF.
Average RPI Loss:	36	RECORD	PCT. RANK	GAMES	SCHEDULE	OF SCHEDULE	RPI	RPI	RPI	RPI
DIV. I ONLY	20- 6	38	6- 4	70	40	33	33	2	2	
DIV. I NON-CONF.	13- 0	1	0- 0	233	165	33	33	2	2	
TOTALS	RPI 1-25	RPI 26-50	W-L RECORDS	RPI 51-100	RPI 101-150	RPI 150+				
20- 6	2- 4	1- 1	OVERALL	3- 0	4- 1	10- 0				
13- 2	2- 1	0- 1	HOME	1- 0	4- 0	6- 0				
6- 4	0- 1	1- 0	AWAY	2- 0	0- 0	3- 0				
1- 0	0- 0	0- 0	NEUTRAL	0- 0	0- 0	1- 0				
13- 0	0- 0	0- 0	NON-CONFERENCE	3- 0	1- 0	9- 0				
8- 0	0- 0	0- 0	HOME	1- 0	1- 0	6- 0				
4- 0	0- 0	0- 0	AWAY	2- 0	0- 0	2- 0				
1- 0	0- 0	0- 0	NEUTRAL	0- 0	0- 0	1- 0				
7- 6	2- 4	1- 1	CONFERENCE	0- 0	3- 1	1- 0				
5- 2	2- 1	0- 1	HOME	0- 0	3- 0	0- 0				
2- 4	0- 3	1- 0	AWAY	0- 0	0- 1	1- 0				
0- 0	0- 0	0- 0	NEUTRAL	0- 0	0- 0	0- 0				

RPI 1-25				RPI 26-50				Team's RPI: 33	RPI 51-100				RPI 101+			
RPI	S	Opponent	Score	RPI	S	Opponent	Score		RPI	S	Opponent	Score	RPI	S	Opponent	Score
3	A	South Carolina	58 83	26	A	Georgia	54 48		56	A	St. Mary's (CA)	95 78	114	H	Wake Forest	94 81
14	A	Texas A&M	77 81	26	H	Georgia	50 65		86	A	Missouri St.	71 55	125	H	LSU	52 46
15	H	Tennessee	55 71						94	H	Charlotte	88 71	131	A	Arkansas	52 64
22	H	Florida	79 64										131	H	Arkansas	69 48
25	A	Mississippi St.	42 52										146	H	Alabama	63 52
25	H	Mississippi St.	66 54										162	A	Ole Miss	60 46
													166	H	SIUE	75 46
													172	N	Northeastern	69 56
													178	A	Colorado	79 75
													202	H	Southeast Mo. St.	74 32
													212	H	Texas St.	82 56
													239	H	Loyola Marymount	80 48
													278	H	Lamar	91 57
													295	A	Wichita St.	57 37
													339	H	Ark.-Pine Bluff	85 34
LAST 12 Division I GAMES:																
131	H	Arkansas	69 48	22	H	Florida	79 64									
146	H	Alabama	63 52	14	A	Texas A&M	77 81									
25	A	Mississippi St.	42 52	131	A	Arkansas	52 64									
26	H	Georgia	50 65	25	H	Mississippi St.	66 54									
162	A	Ole Miss	60 46	3	A	South Carolina	58 83									
125	H	LSU	52 46	26	A	Georgia	54 48									

Non-Div I Games:

Missouri

■ Loss, 
■ Non-Conf, S Site, 
■ Home 
■ Away 
N Neutral

Average RPI Win:	207	WON-LOST	WINNING	LAST 10	STRENGTH OF	OPP. STRENGTH	TEAM	ADJ.	CONF.	ADJ CONF.
Average RPI Loss:	68	RECORD	PCT. RANK	GAMES	SCHEDULE	OF SCHEDULE	RPI	RPI	RPI	RPI
DIV. I ONLY	16- 8	83	8- 2	114	139	86	86	21	21	
DIV. I NON-CONF.	6- 5	146	0- 0	30	27	78	78	17	17	
TOTALS	RPI 1-25	RPI 26-50	W-L RECORDS	RPI 51-100	RPI 101-150	RPI 150+				
16- 8	0- 2	0- 1	OVERALL	0- 2	5- 3	11- 0				
6- 4	0- 1	0- 1	HOME	0- 0	2- 2	4- 0				
9- 2	0- 0	0- 0	AWAY	0- 1	3- 1	6- 0				
1- 2	0- 1	0- 0	NEUTRAL	0- 1	0- 0	1- 0				
6- 5	0- 2	0- 1	NON-CONFERENCE	0- 2	3- 0	3- 0				
2- 2	0- 1	0- 1	HOME	0- 0	1- 0	1- 0				
3- 1	0- 0	0- 0	AWAY	0- 1	2- 0	1- 0				
1- 2	0- 1	0- 0	NEUTRAL	0- 1	0- 0	1- 0				
10- 3	0- 0	0- 0	CONFERENCE	0- 0	2- 3	8- 0				
4- 2	0- 0	0- 0	HOME	0- 0	1- 2	3- 0				
6- 1	0- 0	0- 0	AWAY	0- 0	1- 1	5- 0				
0- 0	0- 0	0- 0	NEUTRAL	0- 0	0- 0	0- 0				

RPI 1-25				RPI 26-50				RPI 51-100				Team's RPI: 86	RPI 101+			
RPI	S	Opponent	Score	RPI	S	Opponent	Score	RPI	S	Opponent	Score		RPI	S	Opponent	Score
6	N	Stanford	65 82	33	H	Missouri	55 71	72	A	Middle Tenn.	54 70		108	A	Drake	72 95
17	H	Oklahoma St.	55 74					77	N	Maine	65 69		108	H	Drake	75 82
													121	A	UNI	78 75
													121	H	UNI	60 65
													131	A	Arkansas	69 54
													135	A	Little Rock	64 58
													138	H	Oral Roberts	72 64
													145	H	Southern Ill.	82 77
													162	A	Ole Miss	91 78
													167	A	Loyola Chicago	73 62
													167	H	Loyola Chicago	91 81
													182	N	Marist	77 45
													201	H	Eastern Ky.	87 63
													231	A	Indiana St.	59 51
													295	A	Wichita St.	77 57
													302	A	Bradley	55 44
													302	H	Bradley	59 56
													314	A	Illinois St.	73 51
													318	H	Evansville	77 70
LAST 12 Division I GAMES:																
302	H	Bradley	59 56	318	H	Evansville	77 70	167	A	Loyola Chicago	73 62					
167	H	Loyola Chicago	91 81	108	A	Drake	72 95	302	A	Bradley	55 44					
108	A	Drake	72 95	121	A	UNI	78 75	121	H	UNI	60 65					
121	A	UNI	78 75	295	A	Wichita St.	77 57	108	H	Drake	75 82					
295	A	Wichita St.	77 57	145	H	Southern Ill.	82 77	231	A	Indiana St.	59 51					

Non-Div I Games: MidAmerica Naz. 88 61

Missouri St.

Average RPI Win:	241	WON-LOST	WINNING	LAST 10	STRENGTH OF	OPP. STRENGTH	TEAM	ADJ.	CONF.	ADJ CONF.
Average RPI Loss:	194	RECORD	PCT. RANK	GAMES	SCHEDULE	OF SCHEDULE	RPI	RPI	RPI	RPI
DIV. I ONLY	9- 16	251	4- 6	256	282	274	274	23	23	
DIV. I NON-CONF.	2- 7	280	0- 0	315	312	334	334	24	24	
TOTALS	RPI 1-25	RPI 26-50	W-L RECORDS	RPI 51-100	RPI 101-150	RPI 150+				
9- 16	0- 0	0- 1	OVERALL	0- 0	1- 4	8- 11				
6- 6	0- 0	0- 0	HOME	0- 0	1- 2	5- 4				
3- 10	0- 0	0- 1	AWAY	0- 0	0- 2	3- 7				
0- 0	0- 0	0- 0	NEUTRAL	0- 0	0- 0	0- 0				
2- 7	0- 0	0- 1	NON-CONFERENCE	0- 0	0- 1	2- 5				
1- 3	0- 0	0- 0	HOME	0- 0	0- 1	1- 2				
1- 4	0- 0	0- 1	AWAY	0- 0	0- 0	1- 3				
0- 0	0- 0	0- 0	NEUTRAL	0- 0	0- 0	0- 0				
7- 9	0- 0	0- 0	CONFERENCE	0- 0	1- 3	6- 6				
5- 3	0- 0	0- 0	HOME	0- 0	1- 1	4- 2				
2- 6	0- 0	0- 0	AWAY	0- 0	0- 2	2- 4				
0- 0	0- 0	0- 0	NEUTRAL	0- 0	0- 0	0- 0				

RPI 1-25				RPI 26-50				RPI 51-100				RPI 101+ Team's RPI: 274			
RPI	S	Opponent	Score	RPI	S	Opponent	Score	RPI	S	Opponent	Score	RPI	S	Opponent	Score
38	A	Princeton	70 81									106	H	Eastern Mich.	68 78
												107	A	Quinnipiac	58 85
												107	H	Quinnipiac	63 60
												111	A	Iona	56 68
												111	H	Iona	49 64
												182	A	Marist	55 78
												182	H	Marist	60 52
												197	H	Robert Morris	47 60
												203	H	Canisius	79 75
												213	A	Fairfield	70 80
												213	H	Fairfield	60 68
												214	A	Lehigh	88 95
												218	A	Siena	54 64
												218	H	Siena	63 69
												227	A	Manhattan	57 56
												227	H	Manhattan	72 62
												255	A	Providence	59 71
												282	H	La Salle	50 65
												286	A	Rider	87 75
												290	A	Colgate	86 80
												304	H	Niagara	83 60
												311	A	Fairleigh Dickinson	75 81
												333	A	Saint Peter's	62 67
												340	H	St. Francis Brooklyn	63 54
LAST 12 Division I GAMES:															
213	A	Fairfield	70 80	107	A	Quinnipiac	58 85								
227	A	Manhattan	57 56	111	H	Iona	49 64								
203	H	Canisius	79 75	286	A	Rider	87 75								
111	A	Iona	56 68	182	A	Marist	55 78								
227	H	Manhattan	72 62	218	A	Siena	54 64								
213	H	Fairfield	60 68	182	H	Marist	60 52								

Non-Div I Games:

Monmouth

■ Loss, 
■ Non-Conf, 
■ S Site, 
■ H Home 
■ A Away 
N Neutral



Average RPI Win:	247	WON-LOST	WINNING	LAST 10	STRENGTH OF	OPP. STRENGTH	TEAM	ADJ.	CONF.	ADJ CONF.
Average RPI Loss:	170	RECORD	PCT. RANK	GAMES	SCHEDULE	OF SCHEDULE	RPI	RPI	RPI	RPI
DIV. I ONLY	14- 9	106	5- 5	333	156	210	210	20	20	
DIV. I NON-CONF.	6- 4	125	0- 0	273	212	199	199	21	21	
TOTALS	RPI 1-25	RPI 26-50	W-L RECORDS	RPI 51-100	RPI 101-150	RPI 150+				
14- 9	0- 0	0- 1	OVERALL	1- 0	0- 2	13- 6				
10- 2	0- 0	0- 0	HOME	0- 0	0- 1	10- 1				
3- 7	0- 0	0- 1	AWAY	0- 0	0- 1	3- 5				
1- 0	0- 0	0- 0	NEUTRAL	1- 0	0- 0	0- 0				
6- 4	0- 0	0- 1	NON-CONFERENCE	1- 0	0- 0	5- 3				
5- 1	0- 0	0- 0	HOME	0- 0	0- 0	5- 1				
0- 3	0- 0	0- 1	AWAY	0- 0	0- 0	0- 2				
1- 0	0- 0	0- 0	NEUTRAL	1- 0	0- 0	0- 0				
8- 5	0- 0	0- 0	CONFERENCE	0- 0	0- 2	8- 3				
5- 1	0- 0	0- 0	HOME	0- 0	0- 1	5- 0				
3- 4	0- 0	0- 0	AWAY	0- 0	0- 1	3- 3				
0- 0	0- 0	0- 0	NEUTRAL	0- 0	0- 0	0- 0				

RPI S	Opponent	Score	RPI S	Opponent	Score	RPI S	Opponent	Score	RPI S	Opponent	Score	Team's RPI: 210
45	A Colorado St.	43 75	89	N Drexel	58 50	129	H North Dakota	59 61	132	A Idaho	61 78	
						157	H Pacific	64 54	160	A Montana St.	52 61	
						169	H Northern Colo.	58 46	171	H Fla. Atlantic	83 69	
						174	A Eastern Wash.	65 67	188	A Sacramento St.	75 83	
						188	H Sacramento St.	90 83	214	A Lehigh	53 80	
						215	H Utah St.	86 70	234	A Wyoming	61 68	
						254	H Seattle	44 58	272	A Northern Ariz.	61 57	
						272	H Northern Ariz.	81 58	283	H Portland	90 67	
						322	A Portland St.	79 58	322	H Portland St.	76 57	
						330	A Southern Utah	81 50	330	H Southern Utah	66 60	
						337	H Cal St. Fullerton	86 51				
LAST 12 Division I GAMES:												
272	A Northern Ariz.	61 57	132	A Idaho	61 78							
330	A Southern Utah	81 50	129	H North Dakota	59 61							
322	H Portland St.	76 57	169	H Northern Colo.	58 46							
188	H Sacramento St.	90 83	188	A Sacramento St.	75 83							
160	A Montana St.	52 61	322	A Portland St.	79 58							
174	A Eastern Wash.	65 67	330	H Southern Utah	66 60							

Non-Div I Games: Mont. St.-Northern 80 32

Montana

Loss, Non-Conf, S Site, H Home A Away N Neutral

Average RPI Win:	258	WON-LOST	WINNING	LAST 10	STRENGTH OF	OPP. STRENGTH	TEAM	ADJ.	CONF.	ADJ CONF.
Average RPI Loss:	158	RECORD	PCT. RANK	GAMES	SCHEDULE	OF SCHEDULE	RPI	RPI	RPI	RPI
DIV. I ONLY	17- 5	37	9- 1	347	159	160	160	20	20	
DIV. I NON-CONF.	5- 4	138	0- 0	344	247	247	247	21	21	
TOTALS	RPI 1-25	RPI 26-50	W-L RECORDS	RPI 51-100	RPI 101-150	RPI 150+				
17- 5	0- 0	0- 0	OVERALL	0- 2	2- 0	15- 3				
9- 1	0- 0	0- 0	HOME	0- 1	1- 0	8- 0				
7- 4	0- 0	0- 0	AWAY	0- 1	1- 0	6- 3				
1- 0	0- 0	0- 0	NEUTRAL	0- 0	0- 0	1- 0				
5- 4	0- 0	0- 0	NON-CONFERENCE	0- 2	0- 0	5- 2				
2- 1	0- 0	0- 0	HOME	0- 1	0- 0	2- 0				
2- 3	0- 0	0- 0	AWAY	0- 1	0- 0	2- 2				
1- 0	0- 0	0- 0	NEUTRAL	0- 0	0- 0	1- 0				
12- 1	0- 0	0- 0	CONFERENCE	0- 0	2- 0	10- 1				
7- 0	0- 0	0- 0	HOME	0- 0	1- 0	6- 0				
5- 1	0- 0	0- 0	AWAY	0- 0	1- 0	4- 1				
0- 0	0- 0	0- 0	NEUTRAL	0- 0	0- 0	0- 0				

RPI S	Opponent	Score	RPI S	Opponent	Score	RPI S	Opponent	Score	RPI S	Opponent	Score	Team's RPI: 160
						83	H San Diego	49 62	129	H North Dakota	69 61	
						97	A Gonzaga	52 65	132	A Idaho	62 59	
									169	H Northern Colo.	66 58	
									174	A Eastern Wash.	69 81	
									188	A Sacramento St.	80 79	
									188	H Sacramento St.	116 99	
									200	A Cal Poly	57 66	
									210	H Montana	61 52	
									234	A Wyoming	69 75	
									254	A Seattle	80 51	
									272	A Northern Ariz.	83 72	
									272	H Northern Ariz.	86 77	
									283	H Portland	86 57	
									318	N Evansville	81 55	
									322	A Portland St.	106 59	
									322	H Portland St.	74 64	
									329	A Nevada	66 53	
									330	A Southern Utah	87 66	
									330	H Southern Utah	86 59	
									337	H Cal St. Fullerton	89 66	
LAST 12 Division I GAMES:												
330	A	Southern Utah	87	66	174	A	Eastern Wash.	69	81			
272	A	Northern Ariz.	83	72	169	H	Northern Colo.	66	58			
188	H	Sacramento St.	116	99	129	H	North Dakota	69	61			
322	H	Portland St.	74	64	322	A	Portland St.	106	59			
210	H	Montana	61	52	188	A	Sacramento St.	80	79			
132	A	Idaho	62	59	272	H	Northern Ariz.	86	77			

Non-Div I Games: Montana Western 74 36 Carroll (MT) 74 34

Montana St.

Average RPI Win:	306	WON-LOST	WINNING	LAST 10	STRENGTH OF	OPP. STRENGTH	TEAM	ADJ.	CONF.	ADJ CONF.
Average RPI Loss:	181	RECORD	PCT. RANK	GAMES	SCHEDULE	OF SCHEDULE	RPI	RPI	RPI	RPI
DIV. I ONLY	7- 17	277	3- 7	289	278	300	300	24	24	
DIV. I NON-CONF.	4- 8	234	0- 0	285	316	270	270	23	23	
TOTALS	RPI 1-25	RPI 26-50	W-L RECORDS	RPI 51-100	RPI 101-150	RPI 150+				
7- 17	0- 1	0- 1	OVERALL	0- 1	0- 4	7- 10				
4- 6	0- 0	0- 0	HOME	0- 1	0- 2	4- 3				
3- 11	0- 0	0- 0	AWAY	0- 0	0- 0	3- 0				
0- 0	0- 0	0- 0	NEUTRAL	0- 0	0- 0	0- 0				
4- 8	0- 1	0- 1	NON-CONFERENCE	0- 0	0- 2	4- 4				
2- 2	0- 0	0- 0	HOME	0- 0	0- 1	2- 1				
2- 6	0- 1	0- 1	AWAY	0- 0	0- 1	2- 3				
0- 0	0- 0	0- 0	NEUTRAL	0- 0	0- 0	0- 0				
3- 9	0- 0	0- 0	CONFERENCE	0- 1	0- 2	3- 6				
2- 4	0- 0	0- 0	HOME	0- 1	0- 1	2- 2				
1- 5	0- 0	0- 0	AWAY	0- 0	0- 1	1- 4				
0- 0	0- 0	0- 0	NEUTRAL	0- 0	0- 0	0- 0				

RPI 1-25				RPI 26-50				RPI 51-100				RPI 101+ Team's RPI: 300			
RPI	S	Opponent	Score	RPI	S	Opponent	Score	RPI	S	Opponent	Score	RPI	S	Opponent	Score
18	A	Kentucky	57 112	37	A	West Virginia	56 94	96	H	UT Martin	67 85	104	A	Belmont	71 99
												104	H	Belmont	74 89
												141	H	Marshall	101 104
												145	A	Southern Ill.	69 102
												166	A	SIUE	81 90
												201	A	Eastern Ky.	93 100
												202	H	Southeast Mo. St.	79 89
												206	H	USC Upstate	72 86
												260	A	UC Santa Barbara	78 93
												264	A	Miami (OH)	57 59
												265	A	Tennessee St.	76 78
												268	H	Austin Peay	75 96
												269	A	Murray St.	79 83
												271	A	Georgia St.	99 90
												275	H	Tennessee Tech	75 71
												281	H	Jacksonville St.	67 63
												299	H	Kennesaw St.	83 77
												334	A	Chicago St.	71 75
												335	A	Lipscomb	92 77
												336	A	Eastern Ill.	85 77
												345	H	Alabama A&M	112 69
LAST 12 Division I GAMES:															
104	H	Belmont	74 89	268	H	Austin Peay	75 96								
265	A	Tennessee St.	76 78	336	A	Eastern Ill.	85 77								
104	A	Belmont	71 99	166	A	SIUE	81 90								
201	A	Eastern Ky.	93 100	96	H	UT Martin	67 85								
275	H	Tennessee Tech	75 71	202	H	Southeast Mo. St.	79 89								
281	H	Jacksonville St.	67 63	269	A	Murray St.	79 83								

Non-Div I Games: Ky. Christian 121 91 Mt. St. Joseph 117 53

Morehead St.

Loss, Non-Conf, S Site, H Home A Away N Neutral

Average RPI Win:	290	WON-LOST	WINNING	LAST 10	STRENGTH OF	OPP. STRENGTH	TEAM	ADJ.	CONF.	ADJ CONF.
Average RPI Loss:	153	RECORD	PCT. RANK	GAMES	SCHEDULE	OF SCHEDULE	RPI	RPI	RPI	RPI
DIV. I ONLY	10- 13	208	8- 2	228	325	225	225	31	31	
DIV. I NON-CONF.	1- 10	330	1- 1	18	292	250	250	30	30	
TOTALS	RPI 1-25	RPI 26-50	W-L RECORDS	RPI 51-100	RPI 101-150	RPI 150+				
10- 13	0- 1	0- 2	OVERALL	1- 0	0- 2	9- 8				
5- 3	0- 0	0- 0	HOME	1- 0	0- 0	4- 3				
5- 8	0- 0	0- 0	AWAY	0- 0	0- 0	5- 1				
0- 2	0- 0	0- 1	NEUTRAL	0- 0	0- 0	0- 1				
1- 10	0- 1	0- 2	NON-CONFERENCE	1- 0	0- 2	0- 5				
1- 2	0- 0	0- 0	HOME	1- 0	0- 0	0- 2				
0- 6	0- 1	0- 1	AWAY	0- 0	0- 2	0- 2				
0- 2	0- 0	0- 1	NEUTRAL	0- 0	0- 0	0- 1				
9- 3	0- 0	0- 0	CONFERENCE	0- 0	0- 0	9- 3				
4- 1	0- 0	0- 0	HOME	0- 0	0- 0	4- 1				
5- 2	0- 0	0- 0	AWAY	0- 0	0- 0	5- 2				
0- 0	0- 0	0- 0	NEUTRAL	0- 0	0- 0	0- 0				

RPI S	Opponent	Score	RPI S	Opponent	Score	RPI S	Opponent	Score	RPI S	Opponent	Score	Team's RPI: 225
19 A	Syracuse	61 90	35 A	James Madison	31 92	88 H	Bucknell	64 50	110 A	Virginia Tech	33 73	
			45 N	Colorado St.	36 54				139 A	Stony Brook	42 46	
									156 A	Hampton	47 60	
									156 H	Hampton	51 65	
									170 H	UMBC	46 65	
									193 A	Brown	45 72	
									197 A	Robert Morris	44 76	
									218 N	Siena	46 69	
									259 A	Bethune-Cookman	48 63	
									270 H	Coppin St.	72 51	
									293 A	Florida A&M	67 62	
									296 A	UMES	77 69	
									298 H	UMKC	50 59	
									301 A	Savannah St.	66 60	
									308 A	South Carolina St.	62 56	
									326 H	Howard	78 66	
									327 H	Delaware St.	56 49	
									346 A	Norfolk St.	59 56	
									346 H	Norfolk St.	67 58	
LAST 12 Division I GAMES:												
156 A	Hampton	47 60	259 A	Bethune-Cookman	48 63							
346 A	Norfolk St.	59 56	293 A	Florida A&M	67 62							
308 A	South Carolina St.	62 56	296 A	UMES	77 69							
301 A	Savannah St.	66 60	327 H	Delaware St.	56 49							
270 H	Coppin St.	72 51	298 H	UMKC	50 59							
326 H	Howard	78 66	88 H	Bucknell	64 50							

Non-Div I Games: Washington Adventis74 36

Morgan St.

■ Loss, 
 ■ Non-Conf, 
 ■ S Site, 
 ■ Home 
 ■ A Away 
 N Neutral

Average RPI Win:	318	WON-LOST	WINNING	LAST 10	STRENGTH OF	OPP. STRENGTH	TEAM	ADJ.	CONF.	ADJ CONF.
Average RPI Loss:	240	RECORD	PCT. RANK	GAMES	SCHEDULE	OF SCHEDULE	RPI	RPI	RPI	RPI
DIV. I ONLY	7- 18	284	3- 7	339	349	338	338	30	30	
DIV. I NON-CONF.	2- 9	296	0- 0	312	336	332	332	32	32	
TOTALS	RPI 1-25	RPI 26-50	W-L RECORDS	RPI 51-100	RPI 101-150	RPI 150+				
7- 18	0- 0	0- 0	OVERALL	0- 1	0- 2	7- 15				
4- 8	0- 0	0- 0	HOME	0- 0	0- 0	4- 8				
3- 10	0- 0	0- 0	AWAY	0- 0	0- 0	3- 3				
0- 0	0- 0	0- 0	NEUTRAL	0- 0	0- 0	0- 0				
2- 9	0- 0	0- 0	NON-CONFERENCE	0- 1	0- 2	2- 6				
0- 4	0- 0	0- 0	HOME	0- 0	0- 0	0- 4				
2- 5	0- 0	0- 0	AWAY	0- 1	0- 2	2- 2				
0- 0	0- 0	0- 0	NEUTRAL	0- 0	0- 0	0- 0				
5- 9	0- 0	0- 0	CONFERENCE	0- 0	0- 0	5- 9				
4- 4	0- 0	0- 0	HOME	0- 0	0- 0	4- 4				
1- 5	0- 0	0- 0	AWAY	0- 0	0- 0	1- 5				
0- 0	0- 0	0- 0	NEUTRAL	0- 0	0- 0	0- 0				

RPI 1-25			RPI 26-50			RPI 51-100			RPI 101+			Team's RPI: 338
RPI	S	Opponent	Score	RPI	S	Opponent	Score	RPI	S	Opponent	Score	
						88 A Bucknell	45 71	110 A Virginia Tech		42 59		
								128 A Pittsburgh		57 74		
								197 A Robert Morris		56 61		
								197 H Robert Morris		67 74		
								217 H William & Mary		74 76		
								235 H Bryant		59 70		
								236 A Sacred Heart		58 61		
								256 H Loyola Maryland		63 65		
								263 A Saint Francis (PA)		57 87		
								263 H Saint Francis (PA)		64 73		
								266 H Central Conn. St.		54 48		
								270 A Coppin St.		55 66		
								280 A Campbell		53 62		
								296 A UMES		57 50		
								304 H Niagara		51 53		
								311 A Fairleigh Dickinson		53 66		
								311 H Fairleigh Dickinson		71 55		
								323 A LIU Brooklyn		50 53		
								323 H LIU Brooklyn		51 61		
								326 H Howard		49 62		
								327 A Delaware St.		54 41		
								340 H St. Francis Brooklyn		66 56		
								344 A Wagner		59 50		
								344 H Wagner		64 55		
LAST 12 Division I GAMES:												
311 H Fairleigh Dickinson		71 55	236 A Sacred Heart		58 61	311 A Fairleigh Dickinson		53 66	344 A Wagner		59 50	
263 H Saint Francis (PA)		64 73	197 A Robert Morris		56 61	263 A Saint Francis (PA)		57 87	344 H Wagner		64 55	
344 A Wagner		59 50	235 H Bryant		59 70							
323 A LIU Brooklyn		50 53	266 H Central Conn. St.		54 48							
197 H Robert Morris		67 74										
344 H Wagner		64 55										

Non-Div I Games:

Mt. St. Mary's

Average RPI Win:	276	WON-LOST	WINNING	LAST 10	STRENGTH OF	OPP. STRENGTH	TEAM	ADJ.	CONF.	ADJ CONF.
Average RPI Loss:	180	RECORD	PCT. RANK	GAMES	SCHEDULE	OF SCHEDULE	RPI	RPI	RPI	RPI
DIV. I ONLY	8- 14	247	4- 6	263	294	269	269	24	24	
DIV. I NON-CONF.	2- 7	280	0- 0	231	339	268	268	23	23	
TOTALS	RPI 1-25	RPI 26-50	W-L RECORDS	RPI 51-100	RPI 101-150	RPI 150+				
8- 14	0- 1	0- 0	OVERALL	0- 1	0- 5	8- 7				
5- 4	0- 0	0- 0	HOME	0- 0	0- 2	5- 2				
3- 10	0- 1	0- 0	AWAY	0- 1	0- 3	3- 5				
0- 0	0- 0	0- 0	NEUTRAL	0- 0	0- 0	0- 0				
2- 7	0- 1	0- 0	NON-CONFERENCE	0- 0	0- 4	2- 2				
0- 2	0- 0	0- 0	HOME	0- 0	0- 2	0- 0				
2- 5	0- 1	0- 0	AWAY	0- 0	0- 2	2- 2				
0- 0	0- 0	0- 0	NEUTRAL	0- 0	0- 0	0- 0				
6- 7	0- 0	0- 0	CONFERENCE	0- 1	0- 1	6- 5				
5- 2	0- 0	0- 0	HOME	0- 0	0- 0	5- 2				
1- 5	0- 0	0- 0	AWAY	0- 1	0- 1	1- 3				
0- 0	0- 0	0- 0	NEUTRAL	0- 0	0- 0	0- 0				

RPI 1-25			RPI 26-50			RPI 51-100			RPI 101+ Team's RPI: 269		
RPI	S	Opponent	Score	RPI	S	RPI	S	Opponent	Score	RPI	S
13	A	Florida St.	59 101			96	A	UT Martin	62 92	104	A
											A
										126	A
										126	H
										145	H
										147	A
										166	A
										166	H
										201	A
										202	A
										202	H
										265	A
										268	H
										275	H
										281	H
										300	H
										314	A
										318	A
										335	A
										336	H
										345	A
LAST 12 Division I GAMES:											
202	H	Southeast Mo. St.	80 61	166	H	SIUE	61 64				
166	A	SIUE	79 76	201	A	Eastern Ky.	60 72				
268	H	Austin Peay	75 72	265	A	Tennessee St.	58 69				
202	A	Southeast Mo. St.	59 96	104	A	Belmont	61 87				
96	A	UT Martin	62 92	281	H	Jacksonville St.	71 74				
336	H	Eastern Ill.	66 56	275	H	Tennessee Tech	56 50				

Non-Div I Games: Blue Mountain 89 64 Oakland City 91 75

Murray St.

■ Loss, 
 ■ Non-Conf, S Site, 
 ■ Home 
 ■ Away 
 N Neutral

Average RPI Win:	314	WON-LOST	WINNING	LAST 10	STRENGTH OF	OPP. STRENGTH	TEAM	ADJ.	CONF.	ADJ CONF.
Average RPI Loss:	174	RECORD	PCT. RANK	GAMES	SCHEDULE	OF SCHEDULE	RPI	RPI	RPI	RPI
DIV. I ONLY	11- 10	156	8- 2	322	316	249	249	31	31	
DIV. I NON-CONF.	2- 7	280	0- 1	137	190	248	248	30	30	
TOTALS	RPI 1-25	RPI 26-50	W-L RECORDS	RPI 51-100	RPI 101-150	RPI 150+				
11- 10	0- 2	0- 0	OVERALL	0- 1	0- 1	11- 6				
5- 4	0- 0	0- 0	HOME	0- 1	0- 1	5- 2				
4- 5	0- 1	0- 0	AWAY	0- 0	0- 0	4- 4				
2- 1	0- 1	0- 0	NEUTRAL	0- 0	0- 0	2- 0				
2- 7	0- 2	0- 0	NON-CONFERENCE	0- 1	0- 1	2- 3				
0- 2	0- 0	0- 0	HOME	0- 1	0- 1	0- 0				
0- 4	0- 1	0- 0	AWAY	0- 0	0- 0	0- 3				
2- 1	0- 1	0- 0	NEUTRAL	0- 0	0- 0	2- 0				
9- 3	0- 0	0- 0	CONFERENCE	0- 0	0- 0	9- 3				
5- 2	0- 0	0- 0	HOME	0- 0	0- 0	5- 2				
4- 1	0- 0	0- 0	AWAY	0- 0	0- 0	4- 1				
0- 0	0- 0	0- 0	NEUTRAL	0- 0	0- 0	0- 0				

RPI S	Opponent	Score	RPI S	Opponent	Score	RPI S	Opponent	Score	RPI S	Opponent	Score	Team's RPI: 249
5	A Ohio St.	56 89				60	H FGCU	36 60	103	H VCU	49 64	
21	N Duquesne	67 81							156	H Hampton	52 55	
									251	A Navy	48 52	
									259	H Bethune-Cookman	68 55	
									270	A Coppin St.	59 65	
									280	A Campbell	55 56	
									293	H Florida A&M	80 51	
									295	A Wichita St.	53 55	
									296	H UMES	50 56	
									301	A Savannah St.	69 59	
									301	H Savannah St.	60 31	
									308	A South Carolina St.	57 54	
									309	N North Dakota St.	72 64	
									326	H Howard	88 70	
									327	A Delaware St.	84 64	
									330	N Southern Utah	78 65	
									346	H Norfolk St.	64 53	
									349	A N.C. Central	76 54	
LAST 12 Division I GAMES:												
259	H Bethune-Cookman	68 55	346	H Norfolk St.	64 53							
293	H Florida A&M	80 51	156	H Hampton	52 55							
349	A N.C. Central	76 54	308	A South Carolina St.	57 54							
301	H Savannah St.	60 31	301	A Savannah St.	69 59							
327	A Delaware St.	84 64	103	H VCU	49 64							
270	A Coppin St.	59 65	295	A Wichita St.	53 55							

Non-Div I Games: Pfeiffer 74 55 North Greenville 64 37

N.C. A&amp;T

Loss, Non-Conf, S Site, H Home A Away N Neutral

N.C. Central

Through Games Of Feb. 16, 2016

Average RPI Win:	286	WON-LOST	WINNING	LAST 10	STRENGTH OF	OPP. STRENGTH	TEAM	ADJ.	CONF.	ADJ CONF.
Average RPI Loss:	256	RECORD	PCT. RANK	GAMES	SCHEDULE	OF SCHEDULE	RPI	RPI	RPI	RPI
DIV. I ONLY	3- 18	333	1- 8	343	345	349	349	31	31	
DIV. I NON-CONF.	1- 9	325	1- 1	322	322	347	347	30	30	
TOTALS	RPI 1-25	RPI 26-50	W-L RECORDS	RPI 51-100	RPI 101-150	RPI 150+				
3- 18	0- 0	0- 0	OVERALL	0- 2	0- 0	3- 16				
3- 6	0- 0	0- 0	HOME	0- 0	0- 0	3- 6				
0- 12	0- 0	0- 0	AWAY	0- 2	0- 0	0- 10				
0- 0	0- 0	0- 0	NEUTRAL	0- 0	0- 0	0- 0				
1- 9	0- 0	0- 0	NON-CONFERENCE	0- 2	0- 0	1- 7				
1- 1	0- 0	0- 0	HOME	0- 0	0- 0	1- 1				
0- 8	0- 0	0- 0	AWAY	0- 2	0- 0	0- 6				
0- 0	0- 0	0- 0	NEUTRAL	0- 0	0- 0	0- 0				
2- 9	0- 0	0- 0	CONFERENCE	0- 0	0- 0	2- 9				
2- 5	0- 0	0- 0	HOME	0- 0	0- 0	2- 5				
0- 4	0- 0	0- 0	AWAY	0- 0	0- 0	0- 4				
0- 0	0- 0	0- 0	NEUTRAL	0- 0	0- 0	0- 0				

RPI 1-25				RPI 26-50				RPI 51-100				RPI 101+				Team's RPI: 349	
RPI	S	Opponent	Score	RPI	S	Opponent	Score	RPI	S	Opponent	Score	RPI	S	Opponent	Score		
								69	A	Nebraska	47	88	156	H	Hampton	42	76
								94	A	Charlotte	52	67	206	A	USC Upstate	46	68
												216	H	Furman	66	61	
												222	A	Presbyterian	50	60	
												249	H	N.C. A&T	54	76	
												259	H	Bethune-Cookman	46	63	
												280	H	Campbell	48	57	
												289	A	UNCG	56	103	
												293	A	Florida A&M	45	55	
												293	H	Florida A&M	54	69	
												296	H	UMES	49	46	
												301	A	Savannah St.	39	57	
												307	A	Wofford	37	60	
												308	A	South Carolina St.	51	58	
												313	A	Winthrop	39	62	
												324	A	Longwood	49	60	
												326	H	Howard	61	68	
												327	A	Delaware St.	56	66	
												346	H	Norfolk St.	63	62	
LAST 12 Division I GAMES:																	
293	H	Florida A&M	54	69	346	H	Norfolk St.	63	62								
259	H	Bethune-Cookman	46	63	301	A	Savannah St.	39	57								
249	H	N.C. A&T	54	76	308	A	South Carolina St.	51	58								
293	A	Florida A&M	45	55	216	H	Furman	66	61								
327	A	Delaware St.	56	66	289	A	UNCG	56	103								
156	H	Hampton	42	76	222	A	Presbyterian	50	60								

Non-Div I Games: Johnson & Wales (NC68 58

N.C. Central

Loss, Non-Conf, S Site, H Home A Away N Neutral



NJIT										
Average RPI Win:	329	WON-LOST	WINNING	LAST 10	STRENGTH OF	OPP. STRENGTH	TEAM	ADJ.	CONF.	ADJ CONF.
Average RPI Loss:	205	RECORD	PCT. RANK	GAMES	SCHEDULE	OF SCHEDULE	RPI	RPI	RPI	RPI
DIV. I ONLY	2- 22	344	1- 9	261	315	342	342	29	29	
DIV. I NON-CONF.	1- 12	337	0- 1	256	331	338	338	27	27	
TOTALS	RPI 1-25	RPI 26-50	W-L RECORDS	RPI 51-100	RPI 101-150	RPI 150+				
2- 22	0- 0	0- 0	OVERALL	0- 5	0- 2	2- 15				
1- 12	0- 0	0- 0	HOME	0- 2	0- 1	1- 9				
1- 10	0- 0	0- 0	AWAY	0- 3	0- 1	1- 6				
0- 0	0- 0	0- 0	NEUTRAL	0- 0	0- 0	0- 0				
1- 12	0- 0	0- 0	NON-CONFERENCE	0- 3	0- 1	1- 8				
0- 6	0- 0	0- 0	HOME	0- 1	0- 0	0- 5				
1- 6	0- 0	0- 0	AWAY	0- 2	0- 1	1- 3				
0- 0	0- 0	0- 0	NEUTRAL	0- 0	0- 0	0- 0				
1- 10	0- 0	0- 0	CONFERENCE	0- 2	0- 1	1- 7				
1- 6	0- 0	0- 0	HOME	0- 1	0- 1	1- 4				
0- 4	0- 0	0- 0	AWAY	0- 1	0- 0	0- 3				
0- 0	0- 0	0- 0	NEUTRAL	0- 0	0- 0	0- 0				

RPI 1-25				RPI 26-50				RPI 51-100				RPI 101+				Team's RPI: 342	
RPI	S	Opponent	Score	RPI	S	Opponent	Score	RPI	S	Opponent	Score	RPI	S	Opponent	Score		
								60	A	FGCU	37	70	141	A	Marshall	50	63
								60	H	FGCU	32	53	147	H	Jacksonville	36	65
								71	H	Army West Point	35	71	181	A	Stetson	55	60
								76	A	Minnesota	50	83	181	H	Stetson	56	74
								95	A	Virginia	54	81	193	H	Brown	49	74
													206	H	USC Upstate	41	58
													214	H	Lehigh	47	75
													220	A	Columbia	52	72
													229	A	Binghamton	50	54
													232	H	Dartmouth	39	46
													292	H	Vermont	46	54
													299	A	Kennesaw St.	48	64
													299	H	Kennesaw St.	77	82
													309	H	North Dakota St.	59	64
													317	H	North Florida	51	68
													323	A	LIU Brooklyn	53	44
													335	A	Lipscomb	49	63
													335	H	Lipscomb	61	51
													344	A	Wagner	53	76
LAST 12 Division I GAMES:																	
181	H	Stetson	56	74	147	H	Jacksonville	36	65								
60	H	FGCU	32	53	317	H	North Florida	51	68								
335	A	Lipscomb	49	63	60	A	FGCU	37	70								
299	H	Kennesaw St.	77	82	181	A	Stetson	55	60								
335	H	Lipscomb	61	51	220	A	Columbia	52	72								
299	A	Kennesaw St.	48	64	206	H	USC Upstate	41	58								

Non-Div I Games: St. Joseph (VT) 71 50 St. Joseph's (Brklr) 78 41

NJIT

■ Loss, 
 ■ Non-Conf, 
 ■ S Site, 
 ■ Home 
 ■ A Away 
 N Neutral

Average RPI Win: <b>277</b>	WON-LOST	WINNING	LAST 10	STRENGTH OF	OPP. STRENGTH	TEAM	ADJ.	CONF.	ADJ CONF.
Average RPI Loss: <b>172</b>	RECORD	PCT. RANK	GAMES	SCHEDULE	OF SCHEDULE	RPI	RPI	RPI	RPI
DIV. I ONLY	<b>12- 11</b>	<b>159</b>	<b>6- 4</b>	<b>301</b>	<b>307</b>	<b>251</b>	<b>251</b>	<b>27</b>	<b>27</b>
DIV. I NON-CONF.	<b>5- 5</b>	<b>160</b>	<b>0- 0</b>	<b>213</b>	<b>271</b>	<b>206</b>	<b>206</b>	<b>28</b>	<b>28</b>
TOTALS	RPI 1-25	RPI 26-50	W-L RECORDS	RPI 51-100	RPI 101-150	RPI 150+			
12- 11	0- 0	0- 2	OVERALL	1- 3	0- 0	11- 6			
9- 4	0- 0	0- 1	HOME	1- 1	0- 0	8- 2			
3- 6	0- 0	0- 1	AWAY	0- 1	0- 0	3- 4			
0- 1	0- 0	0- 0	NEUTRAL	0- 1	0- 0	0- 0			
5- 5	0- 0	0- 2	NON-CONFERENCE	1- 1	0- 0	4- 2			
4- 2	0- 0	0- 1	HOME	1- 0	0- 0	3- 1			
1- 3	0- 0	0- 1	AWAY	0- 1	0- 0	1- 1			
0- 0	0- 0	0- 0	NEUTRAL	0- 0	0- 0	0- 0			
7- 6	0- 0	0- 0	CONFERENCE	0- 2	0- 0	7- 4			
5- 2	0- 0	0- 0	HOME	0- 1	0- 0	5- 1			
2- 3	0- 0	0- 0	AWAY	0- 0	0- 0	2- 3			
0- 1	0- 0	0- 0	NEUTRAL	0- 1	0- 0	0- 0			

RPI S	Opponent	Score	RPI S	Opponent	Score	RPI S	Opponent	Score	RPI S	Opponent	Score	Team's RPI: 251
36	A Penn	43 57	66	A Hofstra	63 65	196	A Kansas	54 61				
45	H Colorado St.	73 82	71	N Army West Point	38 75	214	H Lehigh	48 51				
			88	H Bucknell	41 51	218	H Siena	59 58				
			90	H Elon	73 70	245	A Holy Cross	49 57				
						245	H Holy Cross	50 49				
						249	H N.C. A&T	52 48				
						256	A Loyola Maryland	38 51				
						256	H Loyola Maryland	45 38				
						290	A Colgate	62 58				
						290	H Colgate	51 41				
						323	H LIU Brooklyn	66 68				
						331	A Lafayette	65 58				
						331	H Lafayette	64 48				
						333	A Saint Peter's	50 39				
						343	H Air Force	64 46				
						347	A Boston U.	49 51				
						347	H Boston U.	67 56				
LAST 12 Division I GAMES:												
331	H Lafayette	64 48	214	H Lehigh	48 51							
256	H Loyola Maryland	45 38	331	A Lafayette	65 58							
290	A Colgate	62 58	256	A Loyola Maryland	38 51							
347	A Boston U.	49 51	290	H Colgate	51 41							
245	H Holy Cross	50 49	347	H Boston U.	67 56							
71	N Army West Point	38 75	245	A Holy Cross	49 57							

Non-Div I Games: Johns Hopkins 77 45

Navy

## Nebraska

Through Games Of Feb. 16, 2016

Average RPI Win: 163		WON-LOST	WINNING	LAST 10	STRENGTH OF	OPP. STRENGTH	TEAM	ADJ.	CONF.	ADJ CONF.
Average RPI Loss: 50		RECORD	PCT. RANK	GAMES	SCHEDULE	OF SCHEDULE	RPI	RPI	RPI	RPI
DIV. I ONLY		17- 8	76	7- 3	124	28	69	69	4	4
DIV. I NON-CONF.		9- 2	37	0- 0	264	115	97	97	3	3
TOTALS		RPI 1-25	RPI 26-50		W-L RECORDS		RPI 51-100	RPI 101-150	RPI 150+	
17- 8	0- 2	4- 2		OVERALL		2- 4	3- 0	8- 0		
14- 1	0- 0	4- 0		HOME		0- 1	2- 0	8- 0		
3- 7	0- 2	0- 2		AWAY		2- 3	1- 0	0- 0		
0- 0	0- 0	0- 0		NEUTRAL		0- 0	0- 0	0- 0		
9- 2	0- 1	2- 0		NON-CONFERENCE		0- 1	1- 0	6- 0		
9- 0	0- 0	2- 0		HOME		0- 0	1- 0	6- 0		
0- 2	0- 1	0- 0		AWAY		0- 1	0- 0	0- 0		
0- 0	0- 0	0- 0		NEUTRAL		0- 0	0- 0	0- 0		
8- 6	0- 1	2- 2		CONFERENCE		2- 3	2- 0	2- 0		
5- 1	0- 0	2- 0		HOME		0- 1	1- 0	2- 0		
3- 5	0- 1	0- 2		AWAY		2- 2	1- 0	0- 0		
0- 0	0- 0	0- 0		NEUTRAL		0- 0	0- 0	0- 0		





























































RPI	S	Opponent	Score	RPI	S	Opponent	Score	RPI	S	Opponent	Score	RPI	S	Opponent	Score
2	A	UConn	46 88	32	H	Michigan St.	73 66	57	H	Iowa	68 74	130	A	Penn St.	83 78
11	A	Maryland	50 89	41	A	Rutgers	56 66	59	A	Purdue	62 61	130	H	Penn St.	87 69
				41	H	Rutgers	65 54	65	A	Michigan	93 81	142	H	Creighton	65 63
				43	H	Arkansas St.	79 71	76	A	Minnesota	73 110	153	H	Wisconsin	75 62
				46	H	North Carolina St.	88 67	78	A	California	80 87	163	H	Illinois	73 57
				47	A	Indiana	47 59	91	A	Northwestern	62 85	179	H	Southern U.	89 38
												272	H	Northern Ariz.	90 67
												317	H	North Florida	91 46
												318	H	Evansville	85 40
												339	H	Ark.-Pine Bluff	96 46
												349	H	N.C. Central	88 47
LAST 12 Division I GAMES:															
32	H	Michigan St.	73 66	65	A	Michigan	93 81								
76	A	Minnesota	73 110	59	A	Purdue	62 61								
47	A	Indiana	47 59	41	H	Rutgers	65 54								
130	H	Penn St.	87 69	130	A	Penn St.	83 78								
41	A	Rutgers	56 66	163	H	Illinois	73 57								
153	H	Wisconsin	75 62	11	A	Maryland	50 89								

Non-Div I Games:

Nebraska

■ Loss, 
■ Non-Conf, S Site, 
■ Home 
■ Away 
N Neutral

Average RPI Win: <b>276</b>	WON-LOST	WINNING	LAST 10	STRENGTH OF	OPP. STRENGTH	TEAM	ADJ.	CONF.	ADJ CONF.
Average RPI Loss: <b>173</b>	RECORD	PCT. RANK	GAMES	SCHEDULE	OF SCHEDULE	RPI	RPI	RPI	RPI
DIV. I ONLY	3- 19	335	3- 7	231	245	329	329	19	19
DIV. I NON-CONF.	0- 10	338	0- 0	198	242	336	336	20	20
TOTALS	RPI 1-25	RPI 26-50	W-L RECORDS	RPI 51-100	RPI 101-150	RPI 150+			
3- 19	0- 0	0- 1	OVERALL	0- 4	0- 3	3- 11			
2- 9	0- 0	0- 1	HOME	0- 3	0- 1	2- 4			
1- 8	0- 0	0- 0	AWAY	0- 0	0- 2	1- 6			
0- 2	0- 0	0- 0	NEUTRAL	0- 1	0- 0	0- 1			
0- 10	0- 0	0- 0	NON-CONFERENCE	0- 4	0- 0	0- 6			
0- 5	0- 0	0- 0	HOME	0- 3	0- 0	0- 2			
0- 3	0- 0	0- 0	AWAY	0- 0	0- 0	0- 3			
0- 2	0- 0	0- 0	NEUTRAL	0- 1	0- 0	0- 1			
3- 9	0- 0	0- 1	CONFERENCE	0- 0	0- 3	3- 5			
2- 4	0- 0	0- 1	HOME	0- 0	0- 1	2- 2			
1- 5	0- 0	0- 0	AWAY	0- 0	0- 2	1- 3			
0- 0	0- 0	0- 0	NEUTRAL	0- 0	0- 0	0- 0			

RPI 1-25	RPI 26-50	RPI 51-100	RPI 101+	Team's RPI: 329
RPI S Opponent Score	RPI S Opponent Score	RPI S Opponent Score	RPI S Opponent Score	
	45  Colorado St. 37  64	72  Middle Tenn. 46  90	137  Boise St. 58  66	
		72 N Washington St. 57  70	149  Fresno St. 56  65	
		83  San Diego 47  84	149  Fresno St. 59  67	
		99  San Francisco 62  70	157  Pacific 52  74	
			160  Montana St. 53  66	
			180  UNLV 59  65	
			186  New Mexico 47  51	
			211  Ill.-Chicago 55  70	
			215  Utah St. 66  79	
			221  Utah Valley 65  73	
			234  Wyoming 53  68	
			234  Wyoming 68 65	
			239 N Loyola Marymount 58  69	
			250  San Diego St. 70 64	
			332  UC Irvine 64  68	
			343  Air Force 53  59	
			343  Air Force 68 57	
LAST 12 Division I GAMES:				
149  Fresno St. 56  65	234  Wyoming 68 65			
343  Air Force 53  59	137  Boise St. 58  66			
45  Colorado St. 37  64	343  Air Force 68 57			
215  Utah St. 66  79	149  Fresno St. 59  67			
250  San Diego St. 70 64	234  Wyoming 53  68			
180  UNLV 59  65	186  New Mexico 47  51			

Non-Div I Games: San Fran. St. 57 51

Nevada

New Hampshire

Through Games Of Feb. 16, 2016

Average RPI Win:	249	WON-LOST	WINNING	LAST 10	STRENGTH OF	OPP. STRENGTH	TEAM	ADJ.	CONF.	ADJ CONF.
Average RPI Loss:	145	RECORD	PCT. RANK	GAMES	SCHEDULE	OF SCHEDULE	RPI	RPI	RPI	RPI
DIV. I ONLY	8- 16	261	3- 7	161	235	242	242	15	15	
DIV. I NON-CONF.	5- 7	198	0- 0	237	269	215	215	18	18	
TOTALS	RPI 1-25	RPI 26-50	W-L RECORDS	RPI 51-100	RPI 101-150	RPI 150+				
8- 16	0- 0	0- 1	OVERALL	0- 5	1- 2	7- 8				
5- 6	0- 0	0- 1	HOME	0- 2	1- 0	4- 3				
3- 10	0- 0	0- 0	AWAY	0- 1	0- 0	3- 1				
0- 0	0- 0	0- 0	NEUTRAL	0- 0	0- 0	0- 0				
5- 7	0- 0	0- 1	NON-CONFERENCE	0- 1	0- 1	5- 4				
2- 3	0- 0	0- 1	HOME	0- 0	0- 0	2- 2				
3- 4	0- 0	0- 0	AWAY	0- 1	0- 1	3- 2				
0- 0	0- 0	0- 0	NEUTRAL	0- 0	0- 0	0- 0				
3- 9	0- 0	0- 0	CONFERENCE	0- 4	1- 1	2- 4				
3- 3	0- 0	0- 0	HOME	0- 2	1- 0	2- 1				
0- 6	0- 0	0- 0	AWAY	0- 2	0- 1	0- 3				
0- 0	0- 0	0- 0	NEUTRAL	0- 0	0- 0	0- 0				

RPI S	Opponent	Score	RPI S	Opponent	Score	RPI S	Opponent	Score	RPI S	Opponent	Score	Team's RPI: 242
36	H Penn	60 67	53	A Albany (NY)	48 85	113	A Boston College	51 71				
			53	H Albany (NY)	52 78	139	A Stony Brook	54 63				
			77	A Maine	55 59	139	H Stony Brook	49 46				
			77	H Maine	52 62	158	A Yale	46 63				
			100	A North Carolina	60 65	170	H UMBC	55 65				
						172	H Northeastern	54 66				
						204	A Hartford	44 48				
						218	H Siena	53 57				
						227	H Manhattan	72 57				
						229	A Binghamton	50 51				
						229	H Binghamton	64 49				
						232	A Dartmouth	61 57				
						235	A Bryant	42 55				
						236	A Sacred Heart	81 69				
						266	A Central Conn. St.	64 50				
						292	A Vermont	63 83				
						312	H UMass Lowell	65 61				
						347	H Boston U.	69 52				
LAST 12 Division I GAMES:												
139	H Stony Brook	49 46	204	A Hartford	44 48							
53	A Albany (NY)	48 85	312	H UMass Lowell	65 61							
77	A Maine	55 59	77	H Maine	52 62							
229	H Binghamton	64 49	139	A Stony Brook	54 63							
170	H UMBC	55 65	53	H Albany (NY)	52 78							
292	A Vermont	63 83	229	A Binghamton	50 51							

Non-Div I Games: Colby-Sawyer 72 41

New Hampshire

Loss, Non-Conf, S Site, H Home A Away N Neutral

Average RPI Win:	237	WON-LOST	WINNING	LAST 10	STRENGTH OF	OPP. STRENGTH	TEAM	ADJ.	CONF.	ADJ CONF.
Average RPI Loss:	146	RECORD	PCT. RANK	GAMES	SCHEDULE	OF SCHEDULE	RPI	RPI	RPI	RPI
DIV. I ONLY	12- 11	159	1- 3	195	218	186	186	19	19	
DIV. I NON-CONF.	7- 4	110	0- 1	66	258	103	103	20	20	
TOTALS	RPI 1-25	RPI 26-50	W-L RECORDS	RPI 51-100	RPI 101-150	RPI 150+				
12- 11	0- 1	0- 1	OVERALL	1- 0	0- 4	11- 5				
8- 5	0- 1	0- 0	HOME	0- 0	0- 3	8- 1				
4- 6	0- 0	0- 1	AWAY	1- 0	0- 1	3- 4				
0- 0	0- 0	0- 0	NEUTRAL	0- 0	0- 0	0- 0				
7- 4	0- 1	0- 1	NON-CONFERENCE	1- 0	0- 2	6- 0				
5- 2	0- 1	0- 0	HOME	0- 0	0- 1	5- 0				
2- 2	0- 0	0- 1	AWAY	1- 0	0- 1	1- 0				
0- 0	0- 0	0- 0	NEUTRAL	0- 0	0- 0	0- 0				
5- 7	0- 0	0- 0	CONFERENCE	0- 0	0- 2	5- 5				
3- 3	0- 0	0- 0	HOME	0- 0	0- 2	3- 1				
2- 4	0- 0	0- 0	AWAY	0- 0	0- 0	2- 4				
0- 0	0- 0	0- 0	NEUTRAL	0- 0	0- 0	0- 0				

RPI S	Opponent	Score	RPI S	Opponent	Score	RPI S	Opponent	Score	RPI S	Opponent	Score	Team's RPI: 186
21	H Duquesne	69 78	31	A UTEP	62 70	76	A Minnesota	72 53	101	A New Mexico St.	59 78	
									101	H New Mexico St.	47 52	
									137	H Boise St.	60 81	
									149	H Fresno St.	65 69	
									159	A SMU	63 58	
									180	A UNLV	48 57	
									180	H UNLV	67 53	
									188	H Sacramento St.	84 71	
									190	A San Jose St.	58 59	
									190	H San Jose St.	71 57	
									215	A Utah St.	56 72	
									215	H Utah St.	73 70	
									234	A Wyoming	48 66	
									250	H San Diego St.	46 51	
									251	H Houston Baptist	65 57	
									267	H Pepperdine	60 52	
									321	H Nicholls St.	83 43	
									329	A Nevada	51 47	
									330	H Southern Utah	70 48	
									343	A Air Force	63 33	
LAST 12 Division I GAMES:												
21	H Duquesne	69 78	343	A Air Force	63 33							
190	A San Jose St.	58 59	190	H San Jose St.	71 57							
215	H Utah St.	73 70	234	A Wyoming	48 66							
250	H San Diego St.	46 51	180	H UNLV	67 53							
180	A UNLV	48 57	215	A Utah St.	56 72							
137	H Boise St.	60 81	149	H Fresno St.	65 69							

Non-Div I Games:

New Mexico

■ Loss, 
■ Non-Conf, S Site, 
■ Home 
■ Away 
N Neutral

Average RPI Win:	246	WON-LOST	WINNING	LAST 10	STRENGTH OF	OPP. STRENGTH	TEAM	ADJ.	CONF.	ADJ CONF.
Average RPI Loss:	73	RECORD	PCT. RANK	GAMES	SCHEDULE	OF SCHEDULE	RPI	RPI	RPI	RPI
DIV. I ONLY	19- 3	14	10- 0	316	183	101	101	25	25	
DIV. I NON-CONF.	9- 3	69	1- 0	281	91	128	128	25	25	
TOTALS	RPI 1-25	RPI 26-50	W-L RECORDS	RPI 51-100	RPI 101-150	RPI 150+				
19- 3	0- 0	0- 1	OVERALL	0- 1	1- 1	18- 0				
10- 1	0- 0	0- 1	HOME	0- 0	1- 0	9- 0				
8- 1	0- 0	0- 0	AWAY	0- 0	0- 1	8- 0				
1- 1	0- 0	0- 0	NEUTRAL	0- 1	0- 0	1- 0				
9- 3	0- 0	0- 1	NON-CONFERENCE	0- 1	1- 1	8- 0				
5- 1	0- 0	0- 1	HOME	0- 0	1- 0	4- 0				
3- 1	0- 0	0- 0	AWAY	0- 0	0- 1	3- 0				
1- 1	0- 0	0- 0	NEUTRAL	0- 1	0- 0	1- 0				
10- 0	0- 0	0- 0	CONFERENCE	0- 0	0- 0	10- 0				
5- 0	0- 0	0- 0	HOME	0- 0	0- 0	5- 0				
5- 0	0- 0	0- 0	AWAY	0- 0	0- 0	5- 0				
0- 0	0- 0	0- 0	NEUTRAL	0- 0	0- 0	0- 0				

RPI 1-25			RPI 26-50			RPI 51-100			RPI 101+			Team's RPI: 101
RPI	S	Opponent	Score	RPI	S	Opponent	Score	RPI	S	Opponent	Score	
				31	H	UTEP	65 71	75	N	Vanderbilt	45 71	
								112	A	Arizona	64 68	
								124	H	Northwestern St.	65 54	
								186	A	New Mexico	52 47	
								186	H	New Mexico	78 59	
								188	H	Sacramento St.	80 77	
								190	A	San Jose St.	75 66	
								209	A	UTRGV	68 57	
								221	A	Utah Valley	59 53	
								221	H	Utah Valley	73 68	
								228	A	Grand Canyon	64 44	
								228	H	Grand Canyon	60 58	
								246	H	CSU Bakersfield	86 63	
								254	H	Seattle	69 54	
								272	H	Northern Ariz.	87 53	
								298	A	UMKC	68 62	
								309	A	North Dakota St.	79 69	
								325	N	A&M-Corpus Christi	70 51	
								330	H	Southern Utah	74 60	
								334	A	Chicago St.	70 60	
								334	H	Chicago St.	76 63	
LAST 12 Division I GAMES:												
				334	H	Chicago St.	76 63	334	A	Chicago St.	70 60	
				221	A	Utah Valley	59 53	298	A	UMKC	68 62	
				228	A	Grand Canyon	64 44	228	H	Grand Canyon	60 58	
				209	A	UTRGV	68 57	221	H	Utah Valley	73 68	
				246	H	CSU Bakersfield	86 63	325	N	A&M-Corpus Christi	70 51	
				254	H	Seattle	69 54	75	N	Vanderbilt	45 71	

Non-Div I Games: Eastern N.M. 76 61 Western N.M. 68 39

New Mexico St.

Loss, Non-Conf, S Site, H Home A Away N Neutral

Average RPI Win:	295	WON-LOST	WINNING	LAST 10	STRENGTH OF	OPP. STRENGTH	TEAM	ADJ.	CONF.	ADJ CONF.
Average RPI Loss:	218	RECORD	PCT. RANK	GAMES	SCHEDULE	OF SCHEDULE	RPI	RPI	RPI	RPI
DIV. I ONLY	4- 15	308	2- 8	311	327	341	341	28	28	
DIV. I NON-CONF.	1- 6	311	0- 0	318	260	345	345	26	26	
TOTALS	RPI 1-25	RPI 26-50	W-L RECORDS	RPI 51-100	RPI 101-150	RPI 150+				
4- 15	0- 0	0- 0	OVERALL	0- 1	0- 3	4- 11				
4- 5	0- 0	0- 0	HOME	0- 0	0- 1	4- 4				
0- 9	0- 0	0- 0	AWAY	0- 0	0- 0	0- 1				
0- 1	0- 0	0- 0	NEUTRAL	0- 0	0- 0	0- 1				
1- 6	0- 0	0- 0	NON-CONFERENCE	0- 1	0- 1	1- 4				
1- 1	0- 0	0- 0	HOME	0- 0	0- 0	1- 1				
0- 4	0- 0	0- 0	AWAY	0- 1	0- 1	0- 2				
0- 1	0- 0	0- 0	NEUTRAL	0- 0	0- 0	0- 1				
3- 9	0- 0	0- 0	CONFERENCE	0- 0	0- 2	3- 7				
3- 4	0- 0	0- 0	HOME	0- 0	0- 1	3- 3				
0- 5	0- 0	0- 0	AWAY	0- 0	0- 1	0- 4				
0- 0	0- 0	0- 0	NEUTRAL	0- 0	0- 0	0- 0				

RPI S	Opponent	Score	RPI S	Opponent	Score	RPI S	Opponent	Score	RPI S	Opponent	Score	Team's RPI: 341
						92 A	TCU	36 85	126 A	Central Ark.	55 67	
									126 H	Central Ark.	44 59	
									131 A	Arkansas	41 73	
									162 A	Ole Miss	59 97	
									168 A	McNeese St.	63 92	
									168 H	McNeese St.	74 77	
									233 H	Stephen F. Austin	58 57	
									237 A	Sam Houston St.	52 64	
									251 H	Houston Baptist	51 71	
									278 A	Lamar	52 79	
									289 H	UNCG	79 81	
									293 N	Florida A&M	60 71	
									299 A	Kennesaw St.	53 60	
									306 H	Jackson St.	85 68	
									320 H	Incarinate Word	55 49	
									321 H	Nicholls St.	62 55	
									325 A	A&M-Corpus Christi	59 73	
									325 H	A&M-Corpus Christi	64 75	
LAST 12 Division I GAMES:												
325 H	A&M-Corpus Christi	64 75	126 H	Central Ark.	44 59							
126 A	Central Ark.	55 67	251 H	Houston Baptist	51 71							
168 A	McNeese St.	63 92	233 H	Stephen F. Austin	58 57							
168 H	McNeese St.	74 77	237 A	Sam Houston St.	52 64							
321 H	Nicholls St.	62 55	320 H	Incarinate Word	55 49							
325 A	A&M-Corpus Christi	59 73	278 A	Lamar	52 79							

Non-Div I Games: LSU-Alexandria 93 75 Trinity Baptist 109 46

New Orleans



## Niagara

Through Games Of Feb. 16, 2016

Average RPI Win: <b>300</b>	WON-LOST	WINNING	LAST 10	STRENGTH OF	OPP. STRENGTH	TEAM	ADJ.	CONF.	ADJ CONF.
Average RPI Loss: <b>171</b>	RECORD	PCT. RANK	GAMES	SCHEDULE	OF SCHEDULE	RPI	RPI	RPI	RPI
DIV. I ONLY	<b>6- 19</b>	<b>296</b>	<b>1- 9</b>	<b>258</b>	<b>252</b>	<b>304</b>	<b>304</b>	<b>23</b>	<b>23</b>
DIV. I NON-CONF.	<b>2- 7</b>	<b>280</b>	<b>0- 0</b>	<b>242</b>	<b>229</b>	<b>290</b>	<b>290</b>	<b>24</b>	<b>24</b>
TOTALS	RPI 1-25	RPI 26-50	W-L RECORDS	RPI 51-100	RPI 101-150	RPI 150+			
6- 19	0- 0	0- 1	OVERALL	0- 0	0- 7	6- 11			
3- 9	0- 0	0- 0	HOME	0- 0	0- 4	3- 5			
3- 10	0- 0	0- 1	AWAY	0- 0	0- 3	3- 6			
0- 0	0- 0	0- 0	NEUTRAL	0- 0	0- 0	0- 0			
2- 7	0- 0	0- 1	NON-CONFERENCE	0- 0	0- 3	2- 3			
1- 3	0- 0	0- 0	HOME	0- 0	0- 2	1- 1			
1- 4	0- 0	0- 1	AWAY	0- 0	0- 1	1- 2			
0- 0	0- 0	0- 0	NEUTRAL	0- 0	0- 0	0- 0			
4- 12	0- 0	0- 0	CONFERENCE	0- 0	0- 4	4- 8			
2- 6	0- 0	0- 0	HOME	0- 0	0- 2	2- 4			
2- 6	0- 0	0- 0	AWAY	0- 0	0- 2	2- 4			
0- 0	0- 0	0- 0	NEUTRAL	0- 0	0- 0	0- 0			

RPI 1-25				RPI 26-50				RPI 51-100				RPI 101+ Team's RPI: 304			
RPI	S	Opponent	Score	RPI	S	Opponent	Score	RPI	S	Opponent	Score	RPI	S	Opponent	Score
				40	A	St. Bonaventure	55 67					105	H	Youngstown St.	54 71
												107	A	Quinnipiac	52 70
												107	H	Quinnipiac	54 61
												111	A	Iona	46 73
												111	H	Iona	52 73
												133	A	Texas Tech	45 79
												133	H	Buffalo	48 57
												177	A	Detroit	75 80
												182	A	Marist	50 63
												182	H	Marist	68 82
												203	H	Canisius	66 68
												205	H	Oakland	67 77
												213	A	Fairfield	43 61
												213	H	Fairfield	56 55
												218	H	Siena	51 59
												227	A	Manhattan	62 80
												232	A	Dartmouth	47 60
												274	A	Monmouth	60 83
												286	A	Rider	67 57
												286	H	Rider	72 76
LAST 12 Division I GAMES:															
				286	H	Rider	72 76					182	A	Marist	50 63
				182	H	Marist	68 82					111	A	Iona	46 73
				107	A	Quinnipiac	52 70					333	H	Saint Peter's	51 46
				213	A	Fairfield	43 61					107	H	Quinnipiac	54 61
				111	H	Iona	52 73					286	A	Rider	67 57
				203	H	Canisius	66 68					333	A	Saint Peter's	52 48
												294	H	Cleveland St.	73 72
												333	A	Saint Peter's	52 48
												333	H	Saint Peter's	51 46
												338	A	Mt. St. Mary's	53 51

Non-Div I Games:

Niagara

■ Loss, 
 ■ Non-Conf, S Site, 
 ■ Home 
 ■ Away 
 N Neutral

Average RPI Win:	257	WON-LOST	WINNING	LAST 10	STRENGTH OF	OPP. STRENGTH	TEAM	ADJ.	CONF.	ADJ CONF.
Average RPI Loss:	223	RECORD	PCT. RANK	GAMES	SCHEDULE	OF SCHEDULE	RPI	RPI	RPI	RPI
DIV. I ONLY	7- 14	261	2- 2	337	314	321	321	28	28	
DIV. I NON-CONF.	1- 8	320	1- 0	329	342	348	348	26	26	
TOTALS	RPI 1-25	RPI 26-50	W-L RECORDS	RPI 51-100	RPI 101-150	RPI 150+				
7- 14	0- 0	0- 0	OVERALL	0- 1	1- 2	6- 11				
3- 7	0- 0	0- 0	HOME	0- 1	1- 1	2- 5				
3- 6	0- 0	0- 0	AWAY	0- 0	0- 0	3- 6				
1- 1	0- 0	0- 0	NEUTRAL	0- 0	0- 1	1- 0				
1- 8	0- 0	0- 0	NON-CONFERENCE	0- 0	0- 1	1- 7				
0- 4	0- 0	0- 0	HOME	0- 0	0- 0	0- 4				
0- 3	0- 0	0- 0	AWAY	0- 0	0- 0	0- 3				
1- 1	0- 0	0- 0	NEUTRAL	0- 0	0- 1	1- 0				
6- 6	0- 0	0- 0	CONFERENCE	0- 1	1- 1	5- 4				
3- 3	0- 0	0- 0	HOME	0- 1	1- 1	2- 1				
3- 3	0- 0	0- 0	AWAY	0- 0	0- 0	3- 3				
0- 0	0- 0	0- 0	NEUTRAL	0- 0	0- 0	3- 0				

RPI 1-25				RPI 26-50				RPI 51-100				RPI 101+				Team's RPI: 321	
RPI	S	Opponent	Score	RPI	S	Opponent	Score	RPI	S	Opponent	Score	RPI	S	Opponent	Score		
								61	H	Abilene Christian	68	71	123	N	Samford	43	45
													124	H	Northwestern St.	70	61
													126	H	Central Ark.	65	71
													168	H	McNeese St.	85	81
													176	H	Louisiana Tech	55	58
													185	H	Grambling	65	69
													186	A	New Mexico	43	83
													187	A	Troy	51	104
													237	A	Sam Houston St.	67	63
													251	A	Houston Baptist	71	80
													278	H	Lamar	69	59
													281	H	Jacksonville St.	49	63
													285	A	La.-Monroe	57	69
													291	H	Prairie View	70	81
													305	A	Southeastern La.	68	78
													320	A	Incarnate Word	66	64
													320	H	Incarnate Word	61	63
													325	A	A&M-Corpus Christi	64	62
													341	A	New Orleans	55	62
													348	N	Mississippi Val.	63	54
LAST 12 Division I GAMES:																	
348	N	Mississippi Val.	63	54	126	H	Central Ark.	65	71								
305	A	Southeastern La.	68	78	124	H	Northwestern St.	70	61								
168	H	McNeese St.	85	81	325	A	A&M-Corpus Christi	64	62								
320	H	Incarnate Word	61	63	237	A	Sam Houston St.	67	63								
320	A	Incarnate Word	66	64	61	H	Abilene Christian	68	71								
341	A	New Orleans	55	62	251	A	Houston Baptist	71	80								

Non-Div I Games: Southern-N.O. 98 65

Nicholls St.

■ Loss, 
 ■ Non-Conf, 
 ■ S Site, 
 ■ Home 
 ■ A Away 
 N Neutral

Average RPI Win:	311	WON-LOST	WINNING	LAST 10	STRENGTH OF	OPP. STRENGTH	TEAM	ADJ.	CONF.	ADJ CONF.
Average RPI Loss:	233	RECORD	PCT. RANK	GAMES	SCHEDULE	OF SCHEDULE	RPI	RPI	RPI	RPI
DIV. I ONLY	2- 20	341	2- 8	326	339	346	346	31	31	
DIV. I NON-CONF.	0- 10	338	0- 1	254	308	346	346	30	30	
TOTALS	RPI 1-25	RPI 26-50	W-L RECORDS	RPI 51-100	RPI 101-150	RPI 150+				
2- 20	0- 1	0- 0	OVERALL	0- 1	0- 1	2- 17				
0- 8	0- 0	0- 0	HOME	0- 0	0- 0	0- 8				
2- 10	0- 1	0- 0	AWAY	0- 1	0- 1	2- 7				
0- 2	0- 0	0- 0	NEUTRAL	0- 0	0- 0	0- 2				
0- 10	0- 1	0- 0	NON-CONFERENCE	0- 1	0- 1	0- 7				
0- 3	0- 0	0- 0	HOME	0- 0	0- 0	0- 3				
0- 5	0- 1	0- 0	AWAY	0- 1	0- 1	0- 2				
0- 2	0- 0	0- 0	NEUTRAL	0- 0	0- 0	0- 2				
2- 10	0- 0	0- 0	CONFERENCE	0- 0	0- 0	2- 10				
0- 5	0- 0	0- 0	HOME	0- 0	0- 0	0- 5				
2- 5	0- 0	0- 0	AWAY	0- 0	0- 0	2- 5				
0- 0	0- 0	0- 0	NEUTRAL	0- 0	0- 0	0- 0				

RPI 1-25				RPI 26-50				RPI 51-100				RPI 101+ Team's RPI: 346			
RPI	S	Opponent	Score	RPI	S	Opponent	Score	RPI	S	Opponent	Score	RPI	S	Opponent	Score
25	A	Mississippi St.	34 92					95	A	Virginia	50 86	141	A	Marshall	67 81
												156	A	Hampton	62 73
												205	H	Oakland	73 83
												206	H	USC Upstate	62 82
												217	A	William & Mary	47 67
												225	A	Morgan St.	58 67
												225	H	Morgan St.	56 59
												249	A	N.C. A&T	53 64
												256	A	Loyola Maryland	67 75
												259	H	Bethune-Cookman	45 53
												262	H	UNCW	57 61
												270	A	Coppin St.	44 69
												282	N	La Salle	59 67
												293	H	Florida A&M	67 83
												296	A	UMES	74 63
												301	H	Savannah St.	53 68
												308	H	South Carolina St.	52 60
												326	A	Howard	110 108
												340	N	St. Francis Brooklyn	55 59
												349	A	N.C. Central	62 63
LAST 12 Division I GAMES:															
225	H	Morgan St.	56 59	249	A	N.C. A&T	53 64								
296	A	UMES	74 63	349	A	N.C. Central	62 63								
326	A	Howard	110 108	259	H	Bethune-Cookman	45 53								
156	A	Hampton	62 73	293	H	Florida A&M	67 83								
301	H	Savannah St.	53 68	270	A	Coppin St.	44 69								
308	H	South Carolina St.	52 60	340	N	St. Francis Brooklyn	55 59								

Non-Div I Games:

Norfolk St.

## North Carolina

Through Games Of Feb. 16, 2016

Average RPI Win:	170	WON-LOST	WINNING	LAST 10	STRENGTH OF	OPP. STRENGTH	TEAM	ADJ.	CONF.	ADJ CONF.
Average RPI Loss:	67	RECORD	PCT. RANK	GAMES	SCHEDULE	OF SCHEDULE	RPI	RPI	RPI	RPI
DIV. I ONLY	14- 13	166	2- 8	27	84	100	100	5	5	
DIV. I NON-CONF.	10- 5	99	0- 0	82	246	126	126	5	5	
TOTALS	RPI 1-25	RPI 26-50	W-L RECORDS	RPI 51-100	RPI 101-150	RPI 150+				
14- 13	1- 4	0- 2	OVERALL	2- 4	3- 1	8- 2				
11- 6	1- 1	0- 1	HOME	1- 2	2- 0	7- 2				
1- 7	0- 3	0- 1	AWAY	0- 2	1- 1	0- 0				
2- 0	0- 0	0- 0	NEUTRAL	1- 0	0- 0	1- 0				
10- 5	0- 1	0- 0	NON-CONFERENCE	2- 2	1- 0	7- 2				
8- 4	0- 0	0- 0	HOME	1- 2	1- 0	6- 2				
0- 1	0- 1	0- 0	AWAY	0- 0	0- 0	0- 0				
2- 0	0- 0	0- 0	NEUTRAL	1- 0	0- 0	1- 0				
4- 8	1- 3	0- 2	CONFERENCE	0- 2	2- 1	1- 0				
3- 2	1- 1	0- 1	HOME	0- 0	1- 0	1- 0				
1- 6	0- 2	0- 1	AWAY	0- 2	1- 1	0- 0				
0- 0	0- 0	0- 0	NEUTRAL	0- 0	0- 0	0- 0				

RPI 1-25				RPI 26-50				RPI 51-100 Team's RPI: 100				RPI 101+			
RPI	S	Opponent	Score	RPI	S	Opponent	Score	RPI	S	Opponent	Score	RPI	S	Opponent	Score
1	A	Notre Dame	54 88	29	H	Miami (FL)	61 76	51	A	Duke	55 71	110	H	Virginia Tech	71 67
13	A	Florida St.	63 94	46	A	North Carolina St.	49 78	58	H	Oregon	77 79	111	H	Iona	64 52
16	H	Louisville	60 78					77	H	Maine	59 58	113	A	Boston College	86 78
17	A	Oklahoma St.	67 77					84	A	Georgia Tech	73 80	114	A	Wake Forest	63 75
19	H	Syracuse	77 73					91	H	Northwestern	72 85	151	N	Southern Miss.	69 62
								97	N	Gonzaga	67 62	157	H	Pacific	63 66
												158	H	Yale	70 63
												198	H	Gardner-Webb	65 66
												206	H	USC Upstate	80 40
												241	H	Clemson	72 56
												242	H	New Hampshire	65 60
												257	H	Appalachian St.	68 59
												293	H	Florida A&M	94 58
												311	H	Fairleigh Dickinson	64 46
LAST 12 Division I GAMES:															
13	A	Florida St.	63 94	114	A	Wake Forest	63 75								
110	H	Virginia Tech	71 67	29	H	Miami (FL)	61 76								
113	A	Boston College	86 78	84	A	Georgia Tech	73 80								
16	H	Louisville	60 78	1	A	Notre Dame	54 88								
46	A	North Carolina St.	49 78	19	H	Syracuse	77 73								
51	A	Duke	55 71	241	H	Clemson	72 56								

Non-Div I Games:

North Carolina

■ Loss, 
 ■ Non-Conf, 
 ■ S Site, 
 ■ H Home 
 ■ A Away 
 N Neutral

Average RPI Win:	134	WON-LOST	WINNING	LAST 10	STRENGTH OF	OPP. STRENGTH	TEAM	ADJ.	CONF.	ADJ CONF.
Average RPI Loss:	44	RECORD	PCT. RANK	GAMES	SCHEDULE	OF SCHEDULE	RPI	RPI	RPI	RPI
DIV. I ONLY	17- 9	90	6- 4	28	38	46	46	5	5	
DIV. I NON-CONF.	9- 4	95	0- 0	93	68	76	76	5	5	
TOTALS	RPI 1-25	RPI 26-50	W-L RECORDS	RPI 51-100	RPI 101-150	RPI 150+				
17- 9	0- 4	0- 2	OVERALL	7- 2	5- 1	5- 0				
11- 3	0- 2	0- 0	HOME	5- 1	2- 0	4- 0				
4- 5	0- 2	0- 1	AWAY	2- 1	2- 1	0- 0				
2- 1	0- 0	0- 1	NEUTRAL	0- 0	1- 0	1- 0				
9- 4	0- 1	0- 1	NON-CONFERENCE	3- 2	1- 0	5- 0				
6- 1	0- 0	0- 0	HOME	2- 1	0- 0	4- 0				
1- 2	0- 1	0- 0	AWAY	1- 1	0- 0	0- 0				
2- 1	0- 0	0- 1	NEUTRAL	0- 0	1- 0	1- 0				
8- 5	0- 3	0- 1	CONFERENCE	4- 0	4- 1	0- 0				
5- 2	0- 2	0- 0	HOME	3- 0	2- 0	0- 0				
3- 3	0- 1	0- 1	AWAY	1- 0	2- 1	0- 0				
0- 0	0- 0	0- 0	NEUTRAL	0- 0	0- 0	0- 0				

RPI 1-25				RPI 26-50				Team's RPI: 46				RPI 51-100				RPI 101+			
RPI	S	Opponent	Score	RPI	S	Opponent	Score	RPI	S	Opponent	Score	RPI	S	Opponent	Score	RPI	S	Opponent	Score
1	A	Notre Dame	46 82	29	A	Miami (FL)	44 73	51	A	Duke	65 62	110	A	Virginia Tech	72 61				
16	H	Louisville	90 92	34	N	Seton Hall	55 58	54	H	Villanova	70 64	113	H	Boston College	74 63				
19	H	Syracuse	52 55					69	A	Nebraska	67 88	114	A	Wake Forest	58 63				
22	A	Florida	72 79					84	H	Georgia Tech	65 57	114	H	Wake Forest	64 47				
								90	H	Elon	66 69	128	A	Pittsburgh	78 76				
								94	H	Charlotte	72 65	143	N	UAB	67 56				
								95	H	Virginia	63 52	154	H	Davidson	58 42				
								98	A	Liberty	61 53	194	H	Radford	67 52				
								100	H	North Carolina	78 49	201	N	Eastern Ky.	73 62				
												244	H	High Point	89 48				
												303	H	Western Caro.	86 55				
LAST 12 Division I GAMES:																			
19	H	Syracuse	52 55	110	A	Virginia Tech	72 61												
113	H	Boston College	74 63	16	H	Louisville	90 92												
114	A	Wake Forest	58 63	51	A	Duke	65 62												
1	A	Notre Dame	46 82	128	A	Pittsburgh	78 76												
100	H	North Carolina	78 49	84	H	Georgia Tech	65 57												
95	H	Virginia	63 52	114	H	Wake Forest	64 47												

Non-Div I Games:

North Carolina St.

■ Loss, 
 ■ Non-Conf, S Site, 
 ■ Home 
 ■ Away 
 N Neutral

North Dakota

Through Games Of Feb. 16, 2016

Average RPI Win:	227	WON-LOST	WINNING	LAST 10	STRENGTH OF	OPP. STRENGTH	TEAM	ADJ.	CONF.	ADJ CONF.
Average RPI Loss:	114	RECORD	PCT. RANK	GAMES	SCHEDULE	OF SCHEDULE	RPI	RPI	RPI	RPI
DIV. I ONLY	12- 12	167	8- 2	62	297	129	129	20	20	
DIV. I NON-CONF.	4- 7	222	0- 0	34	235	172	172	21	21	
TOTALS	RPI 1-25	RPI 26-50	W-L RECORDS	RPI 51-100	RPI 101-150	RPI 150+				
12- 12	0- 0	0- 0	OVERALL	0- 6	1- 3	11- 3				
9- 3	0- 0	0- 0	HOME	0- 1	1- 1	8- 1				
3- 8	0- 0	0- 0	AWAY	0- 0	0- 0	3- 0				
0- 1	0- 0	0- 0	NEUTRAL	0- 1	0- 0	0- 0				
4- 7	0- 0	0- 0	NON-CONFERENCE	0- 6	1- 1	3- 0				
4- 1	0- 0	0- 0	HOME	0- 1	1- 0	3- 0				
0- 5	0- 0	0- 0	AWAY	0- 4	0- 1	0- 0				
0- 1	0- 0	0- 0	NEUTRAL	0- 1	0- 0	0- 0				
8- 5	0- 0	0- 0	CONFERENCE	0- 0	0- 2	8- 3				
5- 2	0- 0	0- 0	HOME	0- 0	0- 1	5- 1				
3- 3	0- 0	0- 0	AWAY	0- 0	0- 1	3- 2				
0- 0	0- 0	0- 0	NEUTRAL	0- 0	0- 0	0- 0				

RPI 1-25			RPI 26-50			RPI 51-100			RPI 101+			Team's RPI: 129
RPI	S	Opponent	Score	RPI	S	Opponent	Score	RPI	S	Opponent	Score	
						57 A Iowa	61 83	108 A Drake			63 73	
						58 A Oregon	51 77	121 H UNI			64 59	
						76 A Minnesota	47 57	132 A Idaho			65 92	
						79 H South Dakota	70 73	132 H Idaho			59 65	
						96 N UT Martin	58 84	160 A Montana St.			61 69	
						99 A San Francisco	57 74	169 H Northern Colo.			54 51	
								174 A Eastern Wash.			57 60	
								174 H Eastern Wash.			72 69	
								192 A Weber St.			85 78	
								192 H Weber St.			56 62	
								210 A Montana			61 59	
								223 A Idaho St.			60 57	
								223 H Idaho St.			45 42	
								226 H Western Ill.			78 67	
								272 H Northern Ariz.			63 56	
								276 H Omaha			67 52	
								309 H North Dakota St.			71 54	
								330 H Southern Utah			68 56	
LAST 12 Division I GAMES:												
132	H	Idaho	59 65	272	H	Northern Ariz.	63 56					
174	H	Eastern Wash.	72 69	210	A	Montana	61 59					
192	A	Weber St.	85 78	160	A	Montana St.	61 69					
223	A	Idaho St.	60 57	223	H	Idaho St.	45 42					
169	H	Northern Colo.	54 51	192	H	Weber St.	56 62					
330	H	Southern Utah	68 56	174	A	Eastern Wash.	57 60					

Non-Div I Games:

North Dakota

Loss, Non-Conf, S Site, H Home A Away N Neutral

Average RPI Win:	315	WON-LOST	WINNING	LAST 10	STRENGTH OF	OPP. STRENGTH	TEAM	ADJ.	CONF.	ADJ CONF.
Average RPI Loss:	164	RECORD	PCT. RANK	GAMES	SCHEDULE	OF SCHEDULE	RPI	RPI	RPI	RPI
DIV. I ONLY	5- 19	309	2- 8	204	281	309	309	18	18	
DIV. I NON-CONF.	3- 8	258	0- 0	302	328	315	315	19	19	
TOTALS	RPI 1-25	RPI 26-50	W-L RECORDS	RPI 51-100	RPI 101-150	RPI 150+				
5- 19	0- 0	0- 0	OVERALL	0- 5	0- 6	5- 8				
3- 8	0- 0	0- 0	HOME	0- 3	0- 3	3- 2				
1- 9	0- 0	0- 0	AWAY	0- 2	0- 3	1- 4				
1- 2	0- 0	0- 0	NEUTRAL	0- 0	0- 0	1- 2				
3- 8	0- 0	0- 0	NON-CONFERENCE	0- 1	0- 2	3- 5				
1- 3	0- 0	0- 0	HOME	0- 1	0- 1	1- 1				
1- 3	0- 0	0- 0	AWAY	0- 0	0- 1	1- 2				
1- 2	0- 0	0- 0	NEUTRAL	0- 0	0- 0	1- 2				
2- 11	0- 0	0- 0	CONFERENCE	0- 4	0- 4	2- 3				
2- 5	0- 0	0- 0	HOME	0- 2	0- 2	2- 1				
0- 6	0- 0	0- 0	AWAY	0- 2	0- 2	0- 2				
0- 0	0- 0	0- 0	NEUTRAL	0- 0	0- 0	0- 0				

RPI 1-25			RPI 26-50			RPI 51-100			RPI 101+			Team's RPI: 309					
RPI	S	Opponent	Score	RPI	S	Opponent	Score	RPI	S	Opponent	Score						
								62	A	South Dakota St.	47	81	101	H	New Mexico St.	69	79
								62	H	South Dakota St.	63	81	116	A	IUPUI	44	67
								77	H	Maine	51	82	116	H	IUPUI	63	64
								79	A	South Dakota	54	80	129	A	North Dakota	54	71
								79	H	South Dakota	94	96	138	A	Oral Roberts	58	59
													138	H	Oral Roberts	42	52
													173	N	Delaware	50	62
													226	H	Western Ill.	82	94
													228	H	Grand Canyon	67	76
													249	N	N.C. A&T	64	72
													250	A	San Diego St.	54	64
													276	A	Omaha	52	77
													276	H	Omaha	74	67
													291	N	Prairie View	79	58
													310	A	Denver	53	64
													315	A	Kent St.	54	75
													328	H	IPFW	94	85
													337	H	Cal St. Fullerton	79	64
													342	A	NJIT	64	59
LAST 12 Division I GAMES:																	
276	H	Omaha	74	67	226	H	Western Ill.	82	94								
116	H	IUPUI	63	64	116	A	IUPUI	44	67								
62	A	South Dakota St.	47	81	79	H	South Dakota	94	96								
138	A	Oral Roberts	58	59	138	H	Oral Roberts	42	52								
79	A	South Dakota	54	80	310	A	Denver	53	64								
328	H	IPFW	94	85	62	H	South Dakota St.	63	81								

Non-Div I Games: Valley City St. 85 77 St. Mary (NE) 88 68

North Dakota St.

Loss, Non-Conf, S Site, H Home A Away N Neutral

## North Florida

Through Games Of Feb. 16, 2016

Average RPI Win:	315	WON-LOST	WINNING	LAST 10	STRENGTH OF	OPP. STRENGTH	TEAM	ADJ.	CONF.	ADJ CONF.
Average RPI Loss:	187	RECORD	PCT. RANK	GAMES	SCHEDULE	OF SCHEDULE	RPI	RPI	RPI	RPI
DIV. I ONLY	4- 19	318	2- 8	229	305	317	317	29	29	
DIV. I NON-CONF.	2- 10	304	0- 1	199	313	302	302	27	27	
TOTALS	RPI 1-25	RPI 26-50	W-L RECORDS	RPI 51-100	RPI 101-150	RPI 150+				
4- 19	0- 1	0- 0	OVERALL	0- 4	0- 3	4- 11				
2- 9	0- 0	0- 0	HOME	0- 2	0- 1	2- 6				
2- 10	0- 1	0- 0	AWAY	0- 2	0- 2	2- 5				
0- 0	0- 0	0- 0	NEUTRAL	0- 0	0- 0	0- 0				
2- 10	0- 1	0- 0	NON-CONFERENCE	0- 2	0- 2	2- 5				
1- 5	0- 0	0- 0	HOME	0- 1	0- 0	1- 4				
1- 5	0- 1	0- 0	AWAY	0- 1	0- 2	1- 1				
0- 0	0- 0	0- 0	NEUTRAL	0- 0	0- 0	0- 0				
2- 9	0- 0	0- 0	CONFERENCE	0- 2	0- 1	2- 6				
1- 4	0- 0	0- 0	HOME	0- 1	0- 1	1- 2				
1- 5	0- 0	0- 0	AWAY	0- 1	0- 0	1- 4				
0- 0	0- 0	0- 0	NEUTRAL	0- 0	0- 0	0- 0				

RPI 1-25			RPI 26-50			RPI 51-100			RPI 101+ Team's RPI: 317		
RPI	S	Opponent	Score	RPI	S	Opponent	Score	RPI	S	Opponent	Score
13	A	Florida St.	28 80					59	H	Purdue	47 70
								60	A	FGCU	50 75
								60	H	FGCU	38 65
								69	A	Nebraska	46 91
								120	A	Mercer	54 68
								146	A	Alabama	47 69
								147	H	Jacksonville	39 73
								181	A	Stetson	61 81
								181	H	Stetson	56 67
								206	A	USC Upstate	54 69
								259	H	Bethune-Cookman	49 53
								262	H	UNCW	47 63
								271	A	Georgia St.	63 76
								280	H	Campbell	55 66
								284	H	Towson	74 72
								298	A	UMKC	62 55
								299	A	Kennesaw St.	54 76
								299	H	Kennesaw St.	55 70
								308	H	South Carolina St.	48 53
								335	A	Lipscomb	71 78
								335	H	Lipscomb	78 70
								342	A	NJIT	68 51
LAST 12 Division I GAMES:											
299	A	Kennesaw St.	54 76	206	A	USC Upstate	54 69				
335	A	Lipscomb	71 78	342	A	NJIT	68 51				
181	H	Stetson	56 67	335	H	Lipscomb	78 70				
60	A	FGCU	50 75	299	H	Kennesaw St.	55 70				
181	A	Stetson	61 81	147	H	Jacksonville	39 73				
60	H	FGCU	38 65	120	A	Mercer	54 68				

Non-Div I Games: Warner 60 51 Webber Int'l 60 72 Trinity Baptist 97 30

North Florida

Loss, Non-Conf, S Site, H Home A Away N Neutral



## North Texas

Through Games Of Feb. 16, 2016

Average RPI Win:	179	WON-LOST	WINNING	LAST 10	STRENGTH OF	OPP. STRENGTH	TEAM	ADJ.	CONF.	ADJ CONF.
Average RPI Loss:	139	RECORD	PCT. RANK	GAMES	SCHEDULE	OF SCHEDULE	RPI	RPI	RPI	RPI
DIV. I ONLY	8- 14	247	2- 8	152	134	224	224	12	12	
DIV. I NON-CONF.	5- 5	160	0- 0	206	189	180	180	10	10	
TOTALS	RPI 1-25	RPI 26-50	W-L RECORDS	RPI 51-100	RPI 101-150	RPI 150+				
8- 14	1- 0	0- 2	OVERALL	0- 3	3- 2	4- 7				
4- 8	0- 0	0- 1	HOME	0- 3	2- 1	2- 3				
4- 6	1- 0	0- 1	AWAY	0- 0	1- 1	2- 4				
0- 0	0- 0	0- 0	NEUTRAL	0- 0	0- 0	0- 0				
5- 5	1- 0	0- 0	NON-CONFERENCE	0- 1	1- 2	3- 2				
2- 3	0- 0	0- 0	HOME	0- 1	1- 1	1- 1				
3- 2	1- 0	0- 0	AWAY	0- 0	0- 1	2- 1				
0- 0	0- 0	0- 0	NEUTRAL	0- 0	0- 0	0- 0				
3- 9	0- 0	0- 2	CONFERENCE	0- 2	2- 0	1- 5				
2- 5	0- 0	0- 1	HOME	0- 2	1- 0	1- 2				
1- 4	0- 0	0- 1	AWAY	0- 0	1- 0	0- 3				
0- 0	0- 0	0- 0	NEUTRAL	0- 0	0- 0	0- 0				

RPI 1-25			RPI 26-50			RPI 51-100			RPI 101+ Team's RPI: 224		
RPI	S	Opponent	Score	RPI	S	Opponent	Score	RPI	S	Opponent	Score
24	A	Oklahoma	61 57	31	H	UTEP	67 75	72	H	Middle Tenn.	52 76
				50	A	Western Ky.	53 65	94	H	Charlotte	70 82
								99	H	San Francisco	61 69
										Iona	51 62
										Arizona	44 51
										IUPUI	68 67
										Marshall	71 63
										UAB	53 51
										Southern Miss.	38 57
										SMU	60 57
										Old Dominion	48 65
										Louisiana Tech	71 77
										Weber St.	38 45
										Texas St.	62 64
										Rice	97 100
										Rice	73 79
										UTSA	68 58
										La Salle	69 63
										Incarinate Word	62 55
LAST 12 Division I GAMES:											
94	H	Charlotte	70 82	72	H	Middle Tenn.	52 76				
161	H	Old Dominion	48 65	50	A	Western Ky.	53 65				
176	A	Louisiana Tech	71 77	141	A	Marshall	71 63				
151	A	Southern Miss.	38 57	243	A	Rice	97 100				
243	H	Rice	73 79	31	H	UTEP	67 75				
143	H	UAB	53 51	246	H	UTSA	68 58				

Non-Div I Games:

North Texas

■ Loss, 
 ■ Non-Conf, S Site, 
 ■ Home 
 ■ Away 
 N Neutral

## Northeastern

Through Games Of Feb. 16, 2016

Average RPI Win:	205	WON-LOST	WINNING	LAST 10	STRENGTH OF	OPP. STRENGTH	TEAM	ADJ.	CONF.	ADJ CONF.
Average RPI Loss:	116	RECORD	PCT. RANK	GAMES	SCHEDULE	OF SCHEDULE	RPI	RPI	RPI	RPI
DIV. I ONLY	10- 14	224	4- 6	99	168	172	172	13	13	
DIV. I NON-CONF.	5- 6	180	0- 0	157	236	200	200	12	12	
TOTALS	RPI 1-25	RPI 26-50	W-L RECORDS	RPI 51-100	RPI 101-150	RPI 150+				
10- 14	0- 0	0- 4	OVERALL	3- 3	0- 3	7- 4				
3- 8	0- 0	0- 2	HOME	1- 2	0- 2	2- 2				
7- 4	0- 0	0- 1	AWAY	2- 1	0- 0	5- 2				
0- 2	0- 0	0- 1	NEUTRAL	0- 0	0- 1	0- 0				
5- 6	0- 0	0- 2	NON-CONFERENCE	1- 0	0- 3	4- 1				
2- 4	0- 0	0- 1	HOME	1- 0	0- 2	1- 1				
3- 0	0- 0	0- 0	AWAY	0- 0	0- 0	3- 0				
0- 2	0- 0	0- 1	NEUTRAL	0- 0	0- 1	0- 0				
5- 8	0- 0	0- 2	CONFERENCE	2- 3	0- 0	3- 3				
1- 4	0- 0	0- 1	HOME	0- 2	0- 0	1- 1				
4- 4	0- 0	0- 1	AWAY	2- 1	0- 0	2- 2				
0- 0	0- 0	0- 0	NEUTRAL	0- 0	0- 0	0- 0				

RPI S	Opponent	Score	RPI S	Opponent	Score	RPI S	Opponent	Score	RPI S	Opponent	Score	Team's RPI: 172
			32 H Michigan St.	51 77		66 A Hofstra	50 75		107 H Quinnipiac	60 71		
			33 N Missouri	56 69		77 H Maine	56 44		113 H Boston College	45 71		
			35 A James Madison	62 85		89 A Drexel	73 65		149 N Fresno St.	55 69		
			35 H James Madison	52 61		89 H Drexel	49 53		173 A Delaware	52 59		
						90 A Elon	67 61		203 H Canisius	57 68		
						90 H Elon	54 56		207 A Col. of Charleston	52 49		
									217 A William & Mary	62 69		
									217 H William & Mary	69 68		
									218 A Siena	70 67		
									242 A New Hampshire	66 54		
									262 A UNCW	72 66		
									284 H Towson	71 72		
									296 H UMES	60 49		
									347 A Boston U.	77 44		
LAST 12 Division I GAMES:												
			90 A Elon	67 61		89 H Drexel	49 53					
			262 A UNCW	72 66		66 A Hofstra	50 75					
			35 H James Madison	52 61		35 A James Madison	62 85					
			207 A Col. of Charleston	52 49		217 H William & Mary	69 68					
			217 A William & Mary	62 69		173 A Delaware	52 59					
			90 H Elon	54 56		89 A Drexel	73 65					

Non-Div I Games:

Northeastern

■ Loss, 
 ■ Non-Conf, 
 ■ S Site, 
 ■ H Home 
 ■ A Away 
 N Neutral

Average RPI Win:	291	WON-LOST	WINNING	LAST 10	STRENGTH OF	OPP. STRENGTH	TEAM	ADJ.	CONF.	ADJ CONF.
Average RPI Loss:	144	RECORD	PCT. RANK	GAMES	SCHEDULE	OF SCHEDULE	RPI	RPI	RPI	RPI
DIV. I ONLY	4- 18	317	1- 9	71	308	272	272	20	20	
DIV. I NON-CONF.	2- 7	280	0- 0	102	224	221	221	21	21	
TOTALS	RPI 1-25	RPI 26-50	W-L RECORDS	RPI 51-100	RPI 101-150	RPI 150+				
4- 18	0- 0	0- 1	OVERALL	0- 1	0- 7	4- 9				
3- 6	0- 0	0- 0	HOME	0- 0	0- 2	3- 4				
1- 11	0- 0	0- 1	AWAY	0- 1	0- 4	1- 5				
0- 1	0- 0	0- 0	NEUTRAL	0- 0	0- 1	0- 0				
2- 7	0- 0	0- 1	NON-CONFERENCE	0- 1	0- 4	2- 1				
1- 1	0- 0	0- 0	HOME	0- 0	0- 1	1- 0				
1- 5	0- 0	0- 1	AWAY	0- 1	0- 2	1- 1				
0- 1	0- 0	0- 0	NEUTRAL	0- 0	0- 1	0- 0				
2- 11	0- 0	0- 0	CONFERENCE	0- 0	0- 3	2- 8				
2- 5	0- 0	0- 0	HOME	0- 0	0- 1	2- 4				
0- 6	0- 0	0- 0	AWAY	0- 0	0- 2	0- 4				
0- 0	0- 0	0- 0	NEUTRAL	0- 0	0- 0	0- 0				

RPI S	Opponent	Score	RPI S	Opponent	Score	RPI S	Opponent	Score	RPI S	Opponent	Score	Team's RPI: 272
31	A UTEP	66 77	69	A Nebraska	67 90	101	A New Mexico St.	53 87	102	A Iowa St.	63 79	
						127	H Hawaii	52 61	129	A North Dakota	56 63	
						132	A Idaho	59 76	132	H Idaho	51 72	
						150	N Long Beach St.	48 69	160	A Montana St.	77 86	
						160	H Montana St.	72 83	169	A Northern Colo.	55 79	
						174	A Eastern Wash.	65 72	174	H Eastern Wash.	71 81	
						178	A Colorado	66 90	192	H Weber St.	56 76	
						210	A Montana	58 81	210	H Montana	57 61	
						223	H Idaho St.	63 62	278	H Lamar	75 63	
						330	H Southern Utah	57 48	332	A UC Irvine	71 55	
LAST 12 Division I GAMES:												
210	H Montana	57 61	169	A Northern Colo.	55 79							
160	H Montana St.	72 83	129	A North Dakota	56 63							
132	A Idaho	59 76	174	H Eastern Wash.	71 81							
174	A Eastern Wash.	65 72	132	H Idaho	51 72							
223	H Idaho St.	63 62	330	H Southern Utah	57 48							
192	H Weber St.	56 76	160	A Montana St.	77 86							

Non-Div I Games: N.M. Highlands 91 43 Dixie St. 68 66

Northern Ariz.

Loss, Non-Conf, S Site, H Home A Away N Neutral

## Northern Colo.

Through Games Of Feb. 16, 2016

Average RPI Win: <b>225</b>	WON-LOST	WINNING	LAST 10	STRENGTH OF	OPP. STRENGTH	TEAM	ADJ.	CONF.	ADJ CONF.
Average RPI Loss: <b>145</b>	RECORD	PCT. RANK	GAMES	SCHEDULE	OF SCHEDULE	RPI	RPI	RPI	RPI
DIV. I ONLY	10- 12	201	5- 5	102	263	169	169	20	20
DIV. I NON-CONF.	4- 5	193	0- 0	175	92	170	170	21	21
TOTALS	RPI 1-25	RPI 26-50	W-L RECORDS	RPI 51-100	RPI 101-150	RPI 150+			
10- 12	0- 0	0- 1	OVERALL	0- 2	2- 2	8- 7			
6- 3	0- 0	0- 1	HOME	0- 1	1- 0	5- 1			
2- 9	0- 0	0- 0	AWAY	0- 1	0- 2	2- 6			
2- 0	0- 0	0- 0	NEUTRAL	0- 0	1- 0	1- 0			
4- 5	0- 0	0- 1	NON-CONFERENCE	0- 2	1- 0	3- 2			
1- 2	0- 0	0- 1	HOME	0- 1	0- 0	1- 0			
1- 3	0- 0	0- 0	AWAY	0- 1	0- 0	1- 2			
2- 0	0- 0	0- 0	NEUTRAL	0- 0	1- 0	1- 0			
6- 7	0- 0	0- 0	CONFERENCE	0- 0	1- 2	5- 5			
5- 1	0- 0	0- 0	HOME	0- 0	1- 0	4- 1			
1- 6	0- 0	0- 0	AWAY	0- 0	0- 2	1- 4			
0- 0	0- 0	0- 0	NEUTRAL	0- 0	0- 0	0- 0			

RPI S	Opponent	Score	RPI S	Opponent	Score	RPI S	Opponent	Score	RPI S	Opponent	Score
			45	H Colorado St.	46 62	56	H St. Mary's (CA)	52 65	119	N Akron	78 65
						62	A South Dakota St.	62 66	129	A North Dakota	51 54
									132	A Idaho	56 66
									132	H Idaho	70 68
									160	A Montana St.	58 66
									174	A Eastern Wash.	55 59
									174	H Eastern Wash.	57 66
									178	A Colorado	41 63
									192	A Weber St.	79 82
									192	H Weber St.	65 63
									210	A Montana	46 58
									215	H Utah St.	74 60
									223	A Idaho St.	61 59
									223	H Idaho St.	48 47
									228	A Grand Canyon	59 69
									230	N Valparaiso	77 63
									272	H Northern Ariz.	79 55
									310	A Denver	60 51
									330	H Southern Utah	64 44
LAST 12 Division I GAMES:											
174	H	Eastern Wash.	57	66	330	H	Southern Utah	64	44		
132	H	Idaho	70	68	160	A	Montana St.	58	66		
223	A	Idaho St.	61	59	210	A	Montana	46	58		
192	A	Weber St.	79	82	192	H	Weber St.	65	63		
129	A	North Dakota	51	54	223	H	Idaho St.	48	47		
272	H	Northern Ariz.	79	55	132	A	Idaho	56	66		

Non-Div I Games: Western St. 101 48

Northern Colo.

■ Loss, 
■ Non-Conf, 
■ S Site, 
■ H Home 
■ A Away 
N Neutral

Average RPI Win:	250	WON-LOST	WINNING	LAST 10	STRENGTH OF	OPP. STRENGTH	TEAM	ADJ.	CONF.	ADJ CONF.
Average RPI Loss:	150	RECORD	PCT. RANK	GAMES	SCHEDULE	OF SCHEDULE	RPI	RPI	RPI	RPI
DIV. I ONLY	9- 13	229	2- 2	281	171	258	258	11	11	
DIV. I NON-CONF.	6- 4	125	1- 0	348	245	253	253	13	13	
TOTALS	RPI 1-25	RPI 26-50	W-L RECORDS	RPI 51-100	RPI 101-150	RPI 150+				
9- 13	0- 0	0- 2	OVERALL	0- 2	3- 2	6- 7				
5- 4	0- 0	0- 1	HOME	0- 1	2- 1	3- 1				
2- 8	0- 0	0- 1	AWAY	0- 1	1- 1	1- 5				
2- 1	0- 0	0- 0	NEUTRAL	0- 0	0- 0	2- 1				
6- 4	0- 0	0- 0	NON-CONFERENCE	0- 0	1- 0	5- 4				
3- 0	0- 0	0- 0	HOME	0- 0	1- 0	2- 0				
1- 3	0- 0	0- 0	AWAY	0- 0	0- 0	1- 3				
2- 1	0- 0	0- 0	NEUTRAL	0- 0	0- 0	2- 1				
3- 9	0- 0	0- 2	CONFERENCE	0- 2	2- 2	1- 3				
2- 4	0- 0	0- 1	HOME	0- 1	1- 1	1- 1				
1- 5	0- 0	0- 1	AWAY	0- 1	1- 1	0- 2				
0- 0	0- 0	0- 0	NEUTRAL	0- 0	0- 0	0- 0				

RPI S	Opponent	Score	RPI S	Opponent	Score	RPI S	Opponent	Score	RPI S	Opponent	Score	Team's RPI: 258
28	A Ohio	70 95	28	H Ohio	47 72	68	A Central Mich.	63 95	106	H Eastern Mich.	80 87	
28	H Ohio					68	H Central Mich.	67 73	108	H Drake	87 73	
									115	A Toledo	59 66	
									119	A Akron	65 58	
									133	H Buffalo	76 74	
									153	A Wisconsin	62 89	
									166	A SIUE	67 93	
									184	A Milwaukee	58 73	
									196	N Kansas	58 66	
									253	H Bowling Green	43 58	
									264	A Miami (OH)	60 66	
									264	H Miami (OH)	92 73	
									302	H Bradley	68 64	
									314	N Illinois St.	68 59	
									315	A Kent St.	85 95	
									334	A Chicago St.	68 50	
									336	H Eastern Ill.	79 63	
									337	N Cal St. Fullerton	72 49	
LAST 12 Division I GAMES:												
337	N	Cal St. Fullerton	72	49	28	H	Ohio	47	72			
68	H	Central Mich.	67	73	253	H	Bowling Green	43	58			
264	H	Miami (OH)	92	73	115	A	Toledo	59	66			
28	A	Ohio	70	95	68	A	Central Mich.	63	95			
133	H	Buffalo	76	74	106	H	Eastern Mich.	80	87			
315	A	Kent St.	85	95	264	A	Miami (OH)	60	66			

Non-Div I Games: Wis. Lutheran 69 42

Northern Ill.

■ Loss, 
 ■ Non-Conf, 
 ■ S Site, 
 ■ H Home 
 ■ A Away 
 N Neutral

Average RPI Win:	219	WON-LOST	WINNING	LAST 10	STRENGTH OF	OPP. STRENGTH	TEAM	ADJ.	CONF.	ADJ CONF.
Average RPI Loss:	128	RECORD	PCT. RANK	GAMES	SCHEDULE	OF SCHEDULE	RPI	RPI	RPI	RPI
DIV. I ONLY	12- 9	129	5- 5	184	146	155	155	14	14	
DIV. I NON-CONF.	6- 3	99	0- 0	280	111	173	173	16	16	
TOTALS	RPI 1-25	RPI 26-50	W-L RECORDS	RPI 51-100	RPI 101-150	RPI 150+				
12- 9	0- 2	0- 0	OVERALL	1- 2	1- 1	10- 4				
5- 6	0- 2	0- 0	HOME	1- 1	0- 1	4- 2				
7- 3	0- 0	0- 0	AWAY	0- 1	1- 0	6- 2				
0- 0	0- 0	0- 0	NEUTRAL	0- 0	0- 0	0- 0				
6- 3	0- 1	0- 0	NON-CONFERENCE	1- 0	0- 1	5- 1				
4- 2	0- 1	0- 0	HOME	1- 0	0- 1	3- 0				
2- 1	0- 0	0- 0	AWAY	0- 0	0- 0	2- 1				
0- 0	0- 0	0- 0	NEUTRAL	0- 0	0- 0	0- 0				
6- 6	0- 1	0- 0	CONFERENCE	0- 2	1- 0	5- 3				
1- 4	0- 1	0- 0	HOME	0- 1	0- 0	1- 2				
5- 2	0- 0	0- 0	AWAY	0- 1	1- 0	4- 1				
0- 0	0- 0	0- 0	NEUTRAL	0- 0	0- 0	0- 0				

RPI S	Opponent	Score	RPI S	Opponent	Score	RPI S	Opponent	Score	RPI S	Opponent	Score	Team's RPI: 155
18	H Kentucky	65 84				82	H Marquette	83 78	105	A Youngstown St.	88 77	
23	H Green Bay	73 81				93	A Wright St.	61 66	119	H Akron	75 77	
						93	H Wright St.	65 76	177	A Detroit	65 66	
									184	H Milwaukee	60 86	
									197	A Robert Morris	72 70	
									205	A Oakland	75 71	
									211	A Ill.-Chicago	72 61	
									211	H Ill.-Chicago	55 53	
									219	A Cincinnati	68 71	
									230	A Valparaiso	68 50	
									230	H Valparaiso	60 61	
									231	H Indiana St.	73 67	
									264	A Miami (OH)	71 57	
									275	H Tennessee Tech	88 62	
									294	A Cleveland St.	83 51	
									328	H IPFW	77 64	
LAST 12 Division I GAMES:												
93	H Wright St.	65 76	23	H Green Bay	73 81							
230	A Valparaiso	68 50	177	A Detroit	65 66							
211	A Ill.-Chicago	72 61	205	A Oakland	75 71							
105	A Youngstown St.	88 77	93	A Wright St.	61 66							
294	A Cleveland St.	83 51	211	H Ill.-Chicago	55 53							
184	H Milwaukee	60 86	230	H Valparaiso	60 61							

Non-Div I Games: Ind.-Kokomo 104 33 West Virginia St. 92 47

Northern Ky.

## Northwestern

Through Games Of Feb. 16, 2016

Average RPI Win:	176	WON-LOST	WINNING	LAST 10	STRENGTH OF	OPP. STRENGTH	TEAM	ADJ.	CONF.	ADJ CONF.
Average RPI Loss:	47	RECORD	PCT. RANK	GAMES	SCHEDULE	OF SCHEDULE	RPI	RPI	RPI	RPI
DIV. I ONLY	14- 12	154	2- 8	43	67	91	91	4	4	
DIV. I NON-CONF.	11- 1	16	0- 0	221	253	65	65	3	3	
TOTALS	RPI 1-25	RPI 26-50	W-L RECORDS	RPI 51-100	RPI 101-150	RPI 150+				
14- 12	1- 4	0- 3	OVERALL	2- 4	2- 1	9- 0				
8- 6	1- 2	0- 1	HOME	1- 3	1- 0	5- 0				
3- 6	0- 0	0- 0	AWAY	1- 0	0- 1	2- 0				
3- 0	0- 0	0- 0	NEUTRAL	0- 0	1- 0	2- 0				
11- 1	0- 1	0- 0	NON-CONFERENCE	1- 0	2- 0	8- 0				
6- 1	0- 1	0- 0	HOME	0- 0	1- 0	5- 0				
2- 0	0- 0	0- 0	AWAY	1- 0	0- 0	1- 0				
3- 0	0- 0	0- 0	NEUTRAL	0- 0	1- 0	2- 0				
3- 11	1- 3	0- 3	CONFERENCE	1- 4	0- 1	1- 0				
2- 5	1- 1	0- 1	HOME	1- 3	0- 0	0- 0				
1- 6	0- 2	0- 2	AWAY	0- 1	0- 1	1- 0				
0- 0	0- 0	0- 0	NEUTRAL	0- 0	0- 0	0- 0				

RPI 1-25				RPI 26-50				RPI 51-100				RPI 101+			
RPI	S	Opponent	Score	RPI	S	Opponent	Score	RPI	S	Opponent	Score	RPI	S	Opponent	Score
5	A	Ohio St.	73 76	32	A	Michigan St.	51 74	57	H	Iowa	64 79	117	H	Western Mich.	86 62
5	H	Ohio St.	86 82	41	A	Rutgers	59 61	59	H	Purdue	71 85	130	A	Penn St.	72 79
11	A	Maryland	62 80	47	H	Indiana	84 91	69	H	Nebraska	85 62	142	N	Creighton	75 52
11	H	Maryland	70 79					76	A	Minnesota	92 95	163	A	Illinois	69 59
20	H	DePaul	64 77					76	H	Minnesota	106 112	167	A	Loyola Chicago	81 72
								100	A	North Carolina	85 72	174	N	Eastern Wash.	74 70
												175	N	East Carolina	78 75
												184	H	Milwaukee	69 44
												223	H	Idaho St.	72 36
												298	H	UMKC	80 38
												318	H	Alcorn	91 47
												326	H	Howard	89 49
LAST 12 Division I GAMES:															
11	H	Maryland	70 79	47	H	Indiana	84 91								
41	A	Rutgers	59 61	76	A	Minnesota	92 95								
76	H	Minnesota	106 112	11	A	Maryland	62 80								
163	A	Illinois	69 59	5	H	Ohio St.	86 82								
57	H	Iowa	64 79	32	A	Michigan St.	51 74								
5	A	Ohio St.	73 76	59	H	Purdue	71 85								

Non-Div I Games:

Northwestern

■ Loss, 
 ■ Non-Conf, S Site, 
 ■ Home 
 ■ Away 
 N Neutral

Average RPI Win:	250	WON-LOST	WINNING	LAST 10	STRENGTH OF	OPP. STRENGTH	TEAM	ADJ.	CONF.	ADJ CONF.
Average RPI Loss:	133	RECORD	PCT. RANK	GAMES	SCHEDULE	OF SCHEDULE	RPI	RPI	RPI	RPI
DIV. I ONLY	10- 10	167	6- 4	69	317	124	124	28	28	
DIV. I NON-CONF.	2- 5	253	0- 0	4	280	127	127	26	26	
TOTALS	RPI 1-25	RPI 26-50	W-L RECORDS	RPI 51-100	RPI 101-150	RPI 150+				
10- 10	0- 2	0- 0	OVERALL	0- 1	1- 3	9- 4				
7- 1	0- 0	0- 0	HOME	0- 0	0- 1	7- 0				
3- 8	0- 1	0- 0	AWAY	0- 0	1- 0	2- 0				
0- 1	0- 0	0- 0	NEUTRAL	0- 0	0- 1	0- 0				
2- 5	0- 2	0- 0	NON-CONFERENCE	0- 0	0- 2	2- 1				
2- 0	0- 0	0- 0	HOME	0- 0	0- 0	2- 0				
0- 4	0- 2	0- 0	AWAY	0- 0	0- 1	0- 1				
0- 1	0- 0	0- 0	NEUTRAL	0- 0	0- 1	0- 0				
8- 5	0- 0	0- 0	CONFERENCE	0- 1	1- 1	7- 3				
5- 1	0- 0	0- 0	HOME	0- 0	0- 1	5- 0				
3- 4	0- 0	0- 0	AWAY	0- 1	1- 0	2- 3				
0- 0	0- 0	0- 0	NEUTRAL	0- 0	0- 0	0- 0				

RPI 1-25				RPI 26-50				RPI 51-100				RPI 101+ Team's RPI: 124			
RPI	S	Opponent	Score	RPI	S	Opponent	Score	RPI	S	Opponent	Score	RPI	S	Opponent	Score
4	A	Baylor	44 86					61	A	Abilene Christian	46 67	101	A	New Mexico St.	54 65
8	A	Texas	33 86									126	A	Central Ark.	60 56
												126	H	Central Ark.	49 74
												150	N	Long Beach St.	59 60
												159	A	SMU	36 74
												168	A	McNeese St.	74 78
												168	H	McNeese St.	85 64
												185	H	Grambling	71 62
												233	A	Stephen F. Austin	52 68
												237	H	Sam Houston St.	69 49
												251	H	Houston Baptist	55 44
												278	A	Lamar	73 51
												305	H	Southeastern La.	82 62
												306	H	Jackson St.	59 54
												320	A	Incarnate Word	53 48
												321	A	Nicholls St.	61 70
												325	H	A&M-Corpus Christi	60 43
LAST 12 Division I GAMES:															
168	H	McNeese St.	85 64	321	A	Nicholls St.	61 70								
126	A	Central Ark.	60 56	278	A	Lamar	73 51								
233	A	Stephen F. Austin	52 68	325	H	A&M-Corpus Christi	60 43								
305	H	Southeastern La.	82 62	320	A	Incarnate Word	53 48								
126	H	Central Ark.	49 74	61	A	Abilene Christian	46 67								
168	A	McNeese St.	74 78	237	H	Sam Houston St.	69 49								

Non-Div I Games: LeTourneau 73 44 Xavier (LA) 73 57 LSU-Alexandria 94 65 Central Baptist 86 56

Northwestern St.

Loss, Non-Conf, S Site, H Home A Away N Neutral



Notre Dame

Through Games Of Feb. 16, 2016

Average RPI Win:	80	WON-LOST	WINNING	LAST 10	STRENGTH OF	OPP. STRENGTH	TEAM	ADJ.	CONF.	ADJ CONF.
Average RPI Loss:	2	RECORD	PCT. RANK	GAMES	SCHEDULE	OF SCHEDULE	RPI	RPI	RPI	RPI
DIV. I ONLY	24- 1	3	6- 0	2	2	1	1	5	5	
DIV. I NON-CONF.	12- 1	9	1- 0	8	2	2	2	5	5	
TOTALS	RPI 1-25	RPI 26-50	W-L RECORDS	RPI 51-100	RPI 101-150	RPI 150+				
24- 1	7- 1	2- 0	OVERALL	9- 0	4- 0	2- 0				
12- 0	5- 0	2- 0	HOME	3- 0	2- 0	0- 0				
10- 1	1- 1	0- 0	AWAY	6- 0	2- 0	1- 0				
2- 0	1- 0	0- 0	NEUTRAL	0- 0	0- 0	1- 0				
12- 1	5- 1	0- 0	NON-CONFERENCE	4- 0	1- 0	2- 0				
6- 0	4- 0	0- 0	HOME	1- 0	1- 0	0- 0				
4- 1	0- 1	0- 0	AWAY	3- 0	0- 0	1- 0				
2- 0	1- 0	0- 0	NEUTRAL	0- 0	0- 0	1- 0				
12- 0	2- 0	2- 0	CONFERENCE	5- 0	3- 0	0- 0				
6- 0	1- 0	2- 0	HOME	2- 0	1- 0	0- 0				
6- 0	1- 0	0- 0	AWAY	3- 0	2- 0	0- 0				
0- 0	0- 0	0- 0	NEUTRAL	0- 0	0- 0	0- 0				

RPI	S	Opponent	Score	RPI	S	Opponent	Score	RPI	S	Opponent	Score	RPI	S	Opponent	Score
2	A	UConn	81 91	29	H	Miami (FL)	90 69	51	A	Duke	68 61	110	H	Virginia Tech	80 41
5	H	Ohio St.	75 72	46	H	North Carolina St.	82 46	62	A	South Dakota St.	75 64	113	A	Boston College	63 50
9	H	Oregon St.	62 61					84	A	Georgia Tech	54 42	115	H	Toledo	74 39
10	N	UCLA	92 84					84	H	Georgia Tech	85 76	128	A	Pittsburgh	65 55
15	H	Tennessee	79 66					87	A	Saint Joseph's	91 55	230	A	Valparaiso	110 54
16	A	Louisville	66 61					88	H	Bucknell	85 54	310	N	Denver	94 52
19	H	Syracuse	90 62					92	A	TCU	88 72				
20	H	DePaul	95 90					95	A	Virginia	74 46				
								100	H	North Carolina	88 54				
LAST 12 Division I GAMES:															
10	N	UCLA	92 84	110	H	Virginia Tech	80 41								
29	H	Miami (FL)	90 69	19	H	Syracuse	90 62								
16	A	Louisville	66 61	15	H	Tennessee	79 66								
46	H	North Carolina St.	82 46	113	A	Boston College	63 50								
51	A	Duke	68 61	100	H	North Carolina	88 54								
84	A	Georgia Tech	54 42	95	A	Virginia	74 46								

Non-Div I Games:

Notre Dame

Loss, Non-Conf, S Site, H Home A Away N Neutral

## Oakland

Through Games Of Feb. 16, 2016

Average RPI Win:	249	WON-LOST	WINNING	LAST 10	STRENGTH OF	OPP. STRENGTH	TEAM	ADJ.	CONF.	ADJ CONF.
Average RPI Loss:	153	RECORD	PCT. RANK	GAMES	SCHEDULE	OF SCHEDULE	RPI	RPI	RPI	RPI
DIV. I ONLY	12- 10	147	4- 6	297	188	205	205	14	14	
DIV. I NON-CONF.	6- 3	99	0- 0	345	293	232	232	16	16	
TOTALS	RPI 1-25	RPI 26-50	W-L RECORDS	RPI 51-100	RPI 101-150	RPI 150+				
12- 10	1- 0	0- 1	OVERALL	0- 2	0- 2	11- 5				
5- 5	0- 0	0- 1	HOME	0- 2	0- 1	5- 1				
7- 5	1- 0	0- 0	AWAY	0- 0	0- 1	6- 4				
0- 0	0- 0	0- 0	NEUTRAL	0- 0	0- 0	0- 0				
6- 3	0- 0	0- 1	NON-CONFERENCE	0- 1	0- 0	6- 1				
2- 2	0- 0	0- 1	HOME	0- 1	0- 0	2- 0				
4- 1	0- 0	0- 0	AWAY	0- 0	0- 0	4- 1				
0- 0	0- 0	0- 0	NEUTRAL	0- 0	0- 0	0- 0				
6- 7	1- 0	0- 0	CONFERENCE	0- 1	0- 2	5- 4				
3- 3	0- 0	0- 0	HOME	0- 1	0- 1	3- 1				
3- 4	1- 0	0- 0	AWAY	0- 0	0- 1	2- 3				
0- 0	0- 0	0- 0	NEUTRAL	0- 0	0- 0	0- 0				

RPI 1-25				RPI 26-50				RPI 51-100				RPI 101+ Team's RPI: 205			
RPI	S	Opponent	Score	RPI	S	Opponent	Score	RPI	S	Opponent	Score	RPI	S	Opponent	Score
23	A	Green Bay	58 56	32	H	Michigan St.	62 82	68	H	Central Mich.	87 110	105	A	Youngstown St.	63 67
								93	H	Wright St.	72 77	105	H	Youngstown St.	77 96
												155	H	Northern Ky.	71 75
												177	A	Detroit	79 73
												184	A	Milwaukee	64 77
												211	A	Ill.-Chicago	78 76
												211	H	Ill.-Chicago	78 73
												230	A	Valparaiso	66 81
												230	H	Valparaiso	87 77
												232	H	Dartmouth	78 60
												264	A	Miami (OH)	54 65
												292	A	Vermont	74 68
												294	A	Cleveland St.	75 88
												294	H	Cleveland St.	79 69
												304	A	Niagara	77 67
												328	H	IPFW	81 74
												334	A	Chicago St.	74 51
												346	A	Norfolk St.	83 73
LAST 12 Division I GAMES:															
211	H	Ill.-Chicago	78 73	177	A	Detroit	79 73								
230	H	Valparaiso	87 77	93	H	Wright St.	72 77								
294	A	Cleveland St.	75 88	155	H	Northern Ky.	71 75								
105	A	Youngstown St.	63 67	230	A	Valparaiso	66 81								
184	A	Milwaukee	64 77	211	A	Ill.-Chicago	78 76								
23	A	Green Bay	58 56	294	H	Cleveland St.	79 69								

Non-Div I Games: Rochester College 83 49 Mich.-Dearborn 123 38

Oakland

Loss, Non-Conf, S Site, H Home A Away N Neutral

Average RPI Win:	173	WON-LOST	WINNING	LAST 10	STRENGTH OF	OPP. STRENGTH	TEAM	ADJ.	CONF.	ADJ CONF.
Average RPI Loss:	98	RECORD	PCT. RANK	GAMES	SCHEDULE	OF SCHEDULE	RPI	RPI	RPI	RPI
DIV. I ONLY	19- 4	26	9- 1	113	108	28	28	11	11	
DIV. I NON-CONF.	8- 3	77	0- 0	183	62	64	64	13	13	
TOTALS	RPI 1-25	RPI 26-50	W-L RECORDS	RPI 51-100	RPI 101-150	RPI 150+				
19- 4	0- 1	1- 0	OVERALL	5- 1	4- 1	9- 1				
8- 0	0- 0	0- 0	HOME	3- 0	2- 0	3- 0				
7- 4	0- 0	0- 0	AWAY	1- 1	2- 0	4- 0				
4- 0	0- 0	1- 0	NEUTRAL	1- 0	0- 0	2- 0				
8- 3	0- 1	1- 0	NON-CONFERENCE	2- 1	0- 0	5- 1				
3- 0	0- 0	0- 0	HOME	1- 0	0- 0	2- 0				
1- 3	0- 1	0- 0	AWAY	0- 1	0- 0	1- 1				
4- 0	0- 0	1- 0	NEUTRAL	1- 0	0- 0	2- 0				
11- 1	0- 0	0- 0	CONFERENCE	3- 0	4- 1	4- 0				
5- 0	0- 0	0- 0	HOME	2- 0	2- 0	1- 0				
6- 1	0- 0	0- 0	AWAY	1- 0	2- 1	3- 0				
0- 0	0- 0	0- 0	NEUTRAL	0- 0	0- 0	0- 0				

RPI S	Opponent	Score	RPI S	Opponent	Score	Team's RPI: 28	RPI S	Opponent	Score	RPI S	Opponent	Score
21	A Duquesne	47 64	47	N Indiana	63 56		60	N FGCU	69 57	106	A Eastern Mich.	71 64
							68	H Central Mich.	86 84	115	A Toledo	77 57
							72	H Middle Tenn.	72 49	117	H Western Mich.	73 63
							75	A Vanderbilt	59 62	119	H Akron	75 55
							81	A Ball St.	68 67	133	A Buffalo	43 51
							81	H Ball St.	73 48	163	A Illinois	53 62
										175	N East Carolina	64 61
										253	A Bowling Green	72 57
										258	A Northern Ill.	72 47
										258	H Northern Ill.	95 70
										262	A UNCW	75 59
										263	H Saint Francis (PA)	91 65
										313	N Winthrop	75 54
										315	A Kent St.	93 54
										328	H IPFW	79 52
LAST 12 Division I GAMES:												
115	A Toledo	77 57	315	A Kent St.	93 54							
258	H Northern Ill.	95 70	68	H Central Mich.	86 84							
133	A Buffalo	43 51	106	A Eastern Mich.	71 64							
81	A Ball St.	68 67	253	A Bowling Green	72 57							
119	H Akron	75 55	81	H Ball St.	73 48							
258	A Northern Ill.	72 47	117	H Western Mich.	73 63							

Non-Div I Games:

Ohio

Average RPI Win:	98	WON-LOST	WINNING	LAST 10	STRENGTH OF	OPP. STRENGTH	TEAM	ADJ.	CONF.	ADJ CONF.
Average RPI Loss:	24	RECORD	PCT. RANK	GAMES	SCHEDULE	OF SCHEDULE	RPI	RPI	RPI	RPI
DIV. I ONLY	21- 4	20	9- 1	4	10	5	5	4	4	
DIV. I NON-CONF.	8- 3	77	0- 0	7	19	7	7	3	3	
TOTALS	RPI 1-25	RPI 26-50	W-L RECORDS	RPI 51-100	RPI 101-150	RPI 150+				
21- 4	3- 3	5- 0	OVERALL	6- 1	2- 0	5- 0				
12- 1	1- 1	4- 0	HOME	3- 0	1- 0	3- 0				
7- 3	1- 2	1- 0	AWAY	2- 1	1- 0	2- 0				
2- 0	1- 0	0- 0	NEUTRAL	1- 0	0- 0	0- 0				
8- 3	1- 3	1- 0	NON-CONFERENCE	2- 0	1- 0	3- 0				
5- 1	0- 1	1- 0	HOME	1- 0	1- 0	2- 0				
1- 2	0- 2	0- 0	AWAY	0- 0	0- 0	1- 0				
2- 0	1- 0	0- 0	NEUTRAL	1- 0	0- 0	0- 0				
13- 1	2- 0	4- 0	CONFERENCE	4- 1	1- 0	2- 0				
7- 0	1- 0	3- 0	HOME	2- 0	0- 0	1- 0				
6- 1	1- 0	1- 0	AWAY	2- 1	1- 0	1- 0				
0- 0	0- 0	0- 0	NEUTRAL	0- 0	0- 0	0- 0				

RPI	S	Opponent	Score	RPI	S	Opponent	Score	RPI	S	Opponent	Score	RPI	S	Opponent	Score
1	A	Notre Dame	72 75	32	H	Michigan St.	85 80	57	A	Iowa	98 81	104	H	Belmont	84 56
2	H	UConn	56 100	38	H	Princeton	90 70	59	H	Purdue	90 70	130	A	Penn St.	77 63
3	A	South Carolina	80 88	41	A	Rutgers	67 58	65	A	Michigan	97 93	153	H	Wisconsin	87 61
11	A	Maryland	80 71	41	H	Rutgers	90 78	91	A	Northwestern	82 86	163	A	Illinois	80 70
11	H	Maryland	94 86	47	H	Indiana	97 70	91	H	Northwestern	76 73	219	A	Cincinnati	105 76
14	N	Texas A&M	95 80					95	H	Virginia	93 73	249	H	N.C. A&T	89 56
								98	N	Liberty	75 65	344	H	Wagner	106 47
LAST 12 Division I GAMES:															
130	A	Penn St.	77 63	41	A	Rutgers	67 58								
57	A	Iowa	98 81	65	A	Michigan	97 93								
11	H	Maryland	94 86	59	H	Purdue	90 70								
153	H	Wisconsin	87 61	91	A	Northwestern	82 86								
163	A	Illinois	80 70	41	H	Rutgers	90 78								
91	H	Northwestern	76 73	47	H	Indiana	97 70								

Non-Div I Games:

Ohio St.

■ Loss, 
■ Non-Conf, S Site, 
■ Home 
■ Away 
N Neutral

## Oklahoma

Through Games Of Feb. 16, 2016

Average RPI Win:	124	WON-LOST	WINNING	LAST 10	STRENGTH OF	OPP. STRENGTH	TEAM	ADJ.	CONF.	ADJ CONF.
Average RPI Loss:	47	RECORD	PCT. RANK	GAMES	SCHEDULE	OF SCHEDULE	RPI	RPI	RPI	RPI
DIV. I ONLY	17- 7	65	6- 4	29	14	24	24	3	3	
DIV. I NON-CONF.	9- 2	37	0- 0	189	23	66	66	4	4	
TOTALS	RPI 1-25	RPI 26-50	W-L RECORDS	RPI 51-100	RPI 101-150	RPI 150+				
17- 7	2- 5	3- 1	OVERALL	3- 0	4- 0	5- 1				
10- 2	2- 1	2- 0	HOME	1- 0	2- 0	3- 1				
5- 4	0- 3	1- 1	AWAY	1- 0	1- 0	2- 0				
2- 1	0- 1	0- 0	NEUTRAL	1- 0	1- 0	0- 0				
9- 2	1- 1	1- 0	NON-CONFERENCE	1- 0	2- 0	4- 1				
4- 1	1- 0	0- 0	HOME	0- 0	1- 0	2- 1				
3- 0	0- 0	1- 0	AWAY	0- 0	0- 0	2- 0				
2- 1	0- 1	0- 0	NEUTRAL	1- 0	1- 0	0- 0				
8- 5	1- 4	2- 1	CONFERENCE	2- 0	2- 0	1- 0				
6- 1	1- 1	2- 0	HOME	1- 0	1- 0	1- 0				
2- 4	0- 3	0- 1	AWAY	1- 0	1- 0	0- 0				
0- 0	0- 0	0- 0	NEUTRAL	0- 0	0- 0	0- 0				

RPI	S	Opponent	Score	RPI	S	Opponent	Score	RPI	S	Opponent	Score	RPI	S	Opponent	Score
4	A	Baylor	68 78	30	A	Washington	71 68	70	N	Utah	70 55	102	A	Iowa St.	77 71
8	A	Texas	76 83	37	H	West Virginia	57 54	92	A	TCU	78 65	113	N	Boston College	76 61
8	H	Texas	74 56	48	A	Kansas St.	71 87	92	H	TCU	77 64	133	H	Texas Tech	92 53
12	H	BYU	73 47	48	H	Kansas St.	68 58					135	H	Little Rock	65 52
14	N	Texas A&M	68 74									183	A	Tulsa	75 62
17	A	Oklahoma St.	42 73									196	H	Kansas	67 44
17	H	Oklahoma St.	69 71									224	H	North Texas	57 61
												246	H	UTSA	80 41
												302	A	Bradley	79 46
												313	H	Winthrop	78 48
LAST 12 Division I GAMES:															
8	H	Texas	74 56	8	A	Texas	76 83								
48	A	Kansas St.	71 87	133	H	Texas Tech	92 53								
92	H	TCU	77 64	17	A	Oklahoma St.	42 73								
17	H	Oklahoma St.	69 71	48	H	Kansas St.	68 58								
102	A	Iowa St.	77 71	92	A	TCU	78 65								
37	H	West Virginia	57 54	4	A	Baylor	68 78								

Non-Div I Games:

Oklahoma

■ Loss, 
■ Non-Conf, S Site, 
■ Home 
■ Away 
N Neutral

Average RPI Win:	137	WON-LOST	WINNING	LAST 10	STRENGTH OF	OPP. STRENGTH	TEAM	ADJ.	CONF.	ADJ CONF.
Average RPI Loss:	42	RECORD	PCT. RANK	GAMES	SCHEDULE	OF SCHEDULE	RPI	RPI	RPI	RPI
DIV. I ONLY	19- 5	34	7- 3	44	42	17	17	3	3	
DIV. I NON-CONF.	10- 1	19	0- 0	194	161	39	39	4	4	
TOTALS	RPI 1-25	RPI 26-50	W-L RECORDS	RPI 51-100	RPI 101-150	RPI 150+				
19- 5	3- 2	1- 2	OVERALL	4- 0	4- 1	7- 0				
14- 1	2- 1	1- 0	HOME	3- 0	3- 0	5- 0				
5- 4	1- 1	0- 2	AWAY	1- 0	1- 1	2- 0				
0- 0	0- 0	0- 0	NEUTRAL	0- 0	0- 0	0- 0				
10- 1	0- 0	0- 1	NON-CONFERENCE	3- 0	1- 0	6- 0				
8- 0	0- 0	0- 0	HOME	2- 0	1- 0	5- 0				
2- 1	0- 0	0- 1	AWAY	1- 0	0- 0	1- 0				
0- 0	0- 0	0- 0	NEUTRAL	0- 0	0- 0	0- 0				
9- 4	3- 2	1- 1	CONFERENCE	1- 0	3- 1	1- 0				
6- 1	2- 1	1- 0	HOME	1- 0	2- 0	0- 0				
3- 3	1- 1	0- 1	AWAY	0- 0	1- 1	1- 0				
0- 0	0- 0	0- 0	NEUTRAL	0- 0	0- 0	0- 0				

RPI	S	Opponent	Score	RPI	S	Opponent	Score	RPI	S	Opponent	Score	RPI	S	Opponent	Score
4	H	Baylor	52 45	37	H	West Virginia	63 51	72	H	Washington St.	70 60	102	A	Iowa St.	42 49
8	A	Texas	55 70	44	A	South Fla.	46 68	86	A	Missouri St.	74 55	102	H	Iowa St.	79 76
8	H	Texas	48 78	48	A	Kansas St.	44 47	92	H	TCU	80 52	133	A	Texas Tech	69 46
24	A	Oklahoma	71 69					100	H	North Carolina	77 67	133	H	Texas Tech	70 57
24	H	Oklahoma	73 42									138	H	Oral Roberts	59 55
												166	H	SIUE	86 61
												196	A	Kansas	74 46
												209	H	UTRGV	78 54
												238	H	Texas Southern	87 52
												272	A	UCF	74 55
												278	H	Lamar	90 45
												301	H	Savannah St.	76 48
LAST 12 Division I GAMES:															
37	H	West Virginia	63 51	102	H	Iowa St.	79 76								
8	A	Texas	55 70	24	H	Oklahoma	73 42								
133	H	Texas Tech	70 57	48	A	Kansas St.	44 47								
24	A	Oklahoma	71 69	8	H	Texas	48 78								
92	H	TCU	80 52	133	A	Texas Tech	69 46								
196	A	Kansas	74 46	102	A	Iowa St.	42 49								

Non-Div I Games:

Oklahoma St.

Average RPI Win:	211	WON-LOST	WINNING	LAST 10	STRENGTH OF	OPP. STRENGTH	TEAM	ADJ.	CONF.	ADJ CONF.
Average RPI Loss:	127	RECORD	PCT. RANK	GAMES	SCHEDULE	OF SCHEDULE	RPI	RPI	RPI	RPI
DIV. I ONLY	11- 13	193	6- 4	126	163	161	161	12	12	
DIV. I NON-CONF.	4- 8	234	0- 0	152	257	216	216	10	10	
TOTALS	RPI 1-25	RPI 26-50	W-L RECORDS	RPI 51-100	RPI 101-150	RPI 150+				
11- 13	0- 1	0- 2	OVERALL	3- 1	0- 5	8- 4				
6- 3	0- 0	0- 1	HOME	1- 0	0- 1	5- 1				
5- 7	0- 0	0- 1	AWAY	2- 0	0- 3	3- 3				
0- 3	0- 1	0- 0	NEUTRAL	0- 1	0- 1	0- 0				
4- 8	0- 1	0- 1	NON-CONFERENCE	0- 1	0- 3	4- 2				
2- 2	0- 0	0- 1	HOME	0- 0	0- 1	2- 0				
2- 3	0- 0	0- 0	AWAY	0- 0	0- 1	2- 2				
0- 3	0- 1	0- 0	NEUTRAL	0- 1	0- 1	0- 0				
7- 5	0- 0	0- 1	CONFERENCE	3- 0	0- 2	4- 2				
4- 1	0- 0	0- 0	HOME	1- 0	0- 0	3- 1				
3- 4	0- 0	0- 1	AWAY	2- 0	0- 2	1- 1				
0- 0	0- 0	0- 0	NEUTRAL	0- 0	0- 0	0- 0				

RPI S	Opponent	Score	RPI S	Opponent	Score	RPI S	Opponent	Score	RPI S	Opponent	Score	Team's RPI: 161
11 N	Maryland	49 95	29 H	Miami (FL)	35 61	62 N	South Dakota St.	39 71	103 A	VCU	54 74	
			50 A	Western Ky.	51 68	72 A	Middle Tenn.	61 58	128 N	Pittsburgh	58 67	
						94 A	Charlotte	71 59	140 H	ETSU	52 56	
						94 H	Charlotte	94 85	141 A	Marshall	62 80	
									143 A	UAB	55 58	
									151 H	Southern Miss.	53 45	
									171 H	Fla. Atlantic	85 45	
									176 H	Louisiana Tech	51 69	
									208 A	Richmond	57 62	
									217 A	William & Mary	64 75	
									224 A	North Texas	65 48	
									243 A	Rice	46 68	
									256 H	Loyola Maryland	64 41	
									288 H	FIU	84 49	
									296 A	UMES	69 52	
									326 A	Howard	83 64	
									344 H	Wagner	71 57	
LAST 12 Division I GAMES:												
243 A	Rice	46 68	50 A	Western Ky.	51 68							
224 A	North Texas	65 48	72 A	Middle Tenn.	61 58							
94 H	Charlotte	94 85	143 A	UAB	55 58							
288 H	FIU	84 49	151 H	Southern Miss.	53 45							
171 H	Fla. Atlantic	85 45	176 H	Louisiana Tech	51 69							
141 A	Marshall	62 80	94 A	Charlotte	71 59							

Non-Div I Games:

Old Dominion

■ Loss, 
 ■ Non-Conf, 
 ■ S Site, 
 ■ H Home 
 ■ A Away 
 N Neutral

Average RPI Win:	217	WON-LOST	WINNING	LAST 10	STRENGTH OF	OPP. STRENGTH	TEAM	ADJ.	CONF.	ADJ CONF.
Average RPI Loss:	66	RECORD	PCT. RANK	GAMES	SCHEDULE	OF SCHEDULE	RPI	RPI	RPI	RPI
DIV. I ONLY	10- 15	230	1- 9	57	92	162	162	2	2	
DIV. I NON-CONF.	8- 5	120	0- 0	240	329	195	195	2	2	
TOTALS	RPI 1-25	RPI 26-50	W-L RECORDS	RPI 51-100	RPI 101-150	RPI 150+				
10- 15	1- 5	1- 3	OVERALL	1- 3	1- 3	6- 1				
8- 7	1- 2	1- 2	HOME	1- 2	0- 1	5- 0				
2- 8	0- 3	0- 1	AWAY	0- 1	1- 2	1- 1				
0- 0	0- 0	0- 0	NEUTRAL	0- 0	0- 0	0- 0				
8- 5	0- 0	1- 0	NON-CONFERENCE	0- 3	1- 1	6- 1				
6- 3	0- 0	1- 0	HOME	0- 2	0- 1	5- 0				
2- 2	0- 0	0- 0	AWAY	0- 1	1- 0	1- 1				
0- 0	0- 0	0- 0	NEUTRAL	0- 0	0- 0	0- 0				
2- 10	1- 5	0- 3	CONFERENCE	1- 0	0- 2	0- 0				
2- 4	1- 2	0- 2	HOME	1- 0	0- 0	0- 0				
0- 6	0- 3	0- 1	AWAY	0- 0	0- 2	0- 0				
0- 0	0- 0	0- 0	NEUTRAL	0- 0	0- 0	0- 0				

RPI	S	Opponent	Score	RPI	S	Opponent	Score	RPI	S	Opponent	Score	RPI	S	Opponent	Score	Team's RPI: 162
3	A	South Carolina	62 81	26	A	Georgia	56 70	72	A	Middle Tenn.	75 84	125	A	LSU	57 76	
14	A	Texas A&M	58 81	33	H	Missouri	46 60	75	H	Vanderbilt	55 52	139	A	Stony Brook	72 57	
14	H	Texas A&M	48 62	49	H	Auburn	60 65	80	H	Tulane	59 61	146	A	Alabama	37 48	
18	H	Kentucky	73 65	50	H	Western Ky.	59 53	86	H	Missouri St.	78 91	148	H	La.-Lafayette	78 82	
22	H	Florida	65 85									151	A	Southern Miss.	38 57	
25	A	Mississippi St.	51 79									168	H	McNeese St.	96 56	
												339	H	Ark.-Pine Bluff	80 45	
												341	H	New Orleans	97 59	
												344	A	Wagner	86 49	
												345	H	Alabama A&M	103 42	
												348	H	Mississippi Val.	97 61	
LAST 12 Division I GAMES:																
14	H	Texas A&M	48 62	18	H	Kentucky	73 65									
49	H	Auburn	60 65	25	A	Mississippi St.	51 79									
26	A	Georgia	56 70	14	A	Texas A&M	58 81									
146	A	Alabama	37 48	22	H	Florida	65 85									
33	H	Missouri	46 60	125	A	LSU	57 76									
3	A	South Carolina	62 81	75	H	Vanderbilt	55 52									

Non-Div I Games:

Ole Miss

■ Loss, 
 ■ Non-Conf, 
 ■ S Site, 
 ■ H Home 
 ■ A Away 
 N Neutral



Average RPI Win: <b>295</b>	WON-LOST	WINNING	LAST 10	STRENGTH OF	OPP. STRENGTH	TEAM	ADJ.	CONF.	ADJ CONF.
Average RPI Loss: <b>152</b>	RECORD	PCT. RANK	GAMES	SCHEDULE	OF SCHEDULE	RPI	RPI	RPI	RPI
DIV. I ONLY	10- 13	208	3- 7	300	249	276	276	18	18
DIV. I NON-CONF.	5- 5	160	0- 0	333	267	283	283	19	19
TOTALS	RPI 1-25	RPI 26-50	W-L RECORDS	RPI 51-100	RPI 101-150	RPI 150+			
10- 13	0- 0	0- 0	OVERALL	0- 4	0- 4	10- 5			
7- 5	0- 0	0- 0	HOME	0- 2	0- 2	7- 1			
2- 7	0- 0	0- 0	AWAY	0- 2	0- 2	2- 3			
1- 1	0- 0	0- 0	NEUTRAL	0- 0	0- 0	1- 1			
5- 5	0- 0	0- 0	NON-CONFERENCE	0- 0	0- 2	5- 3			
3- 2	0- 0	0- 0	HOME	0- 0	0- 1	3- 1			
1- 2	0- 0	0- 0	AWAY	0- 0	0- 1	1- 1			
1- 1	0- 0	0- 0	NEUTRAL	0- 0	0- 0	1- 1			
5- 8	0- 0	0- 0	CONFERENCE	0- 4	0- 2	5- 2			
4- 3	0- 0	0- 0	HOME	0- 2	0- 1	4- 0			
1- 5	0- 0	0- 0	AWAY	0- 2	0- 1	1- 2			
0- 0	0- 0	0- 0	NEUTRAL	0- 0	0- 0	0- 0			

RPI 1-25				RPI 26-50				RPI 51-100				RPI 101+				Team's RPI: 276	
RPI	S	Opponent	Score	RPI	S	Opponent	Score	RPI	S	Opponent	Score	RPI	S	Opponent	Score		
								62	A	South Dakota St.	58 68	116	A	IUPUI	59 75		
								62	H	South Dakota St.	47 65	129	A	North Dakota	52 67		
								79	A	South Dakota	76 82	138	H	Oral Roberts	65 67		
								79	H	South Dakota	55 70	142	H	Creighton	46 69		
												166	A	SIUE	86 90		
												221	H	Utah Valley	59 74		
												226	A	Western Ill.	55 74		
												226	H	Western Ill.	79 66		
												231	A	Indiana St.	51 50		
												251	N	Houston Baptist	51 64		
												272	H	UCF	75 60		
												298	H	UMKC	57 42		
												309	A	North Dakota St.	67 74		
												309	H	North Dakota St.	77 52		
												310	H	Denver	67 55		
												314	N	Illinois St.	60 56		
												328	A	IPFW	60 58		
												328	H	IPFW	71 64		
												336	H	Eastern Ill.	76 67		
LAST 12 Division I GAMES:																	
309	A	North Dakota St.	67 74	138	H	Oral Roberts	65 67										
328	H	IPFW	71 64	310	H	Denver	67 55										
79	H	South Dakota	55 70	116	A	IUPUI	59 75										
62	H	South Dakota St.	47 65	79	A	South Dakota	76 82										
226	A	Western Ill.	55 74	62	A	South Dakota St.	58 68										
328	A	IPFW	60 58	226	H	Western Ill.	79 66										

Non-Div I Games: Midland 58 53 Waldorf 97 32

Omaha

Loss, Non-Conf, S Site, H Home A Away N Neutral

Oral Roberts

Through Games Of Feb. 16, 2016

Average RPI Win:	242	WON-LOST	WINNING	LAST 10	STRENGTH OF	OPP. STRENGTH	TEAM	ADJ.	CONF.	ADJ CONF.
Average RPI Loss:	101	RECORD	PCT. RANK	GAMES	SCHEDULE	OF SCHEDULE	RPI	RPI	RPI	RPI
DIV. I ONLY	10- 13	208	6- 4	110	140	138	138	18	18	
DIV. I NON-CONF.	2- 8	290	0- 0	97	12	174	174	19	19	
TOTALS	RPI 1-25	RPI 26-50	W-L RECORDS	RPI 51-100	RPI 101-150	RPI 150+				
10- 13	0- 2	0- 0	OVERALL	1- 5	1- 4	8- 2				
4- 3	0- 0	0- 0	HOME	1- 1	0- 2	3- 0				
6- 10	0- 2	0- 0	AWAY	0- 4	1- 2	5- 2				
0- 0	0- 0	0- 0	NEUTRAL	0- 0	0- 0	0- 0				
2- 8	0- 2	0- 0	NON-CONFERENCE	0- 2	0- 3	2- 1				
0- 1	0- 0	0- 0	HOME	0- 0	0- 1	0- 0				
2- 7	0- 2	0- 0	AWAY	0- 2	0- 2	2- 1				
0- 0	0- 0	0- 0	NEUTRAL	0- 0	0- 0	0- 0				
8- 5	0- 0	0- 0	CONFERENCE	1- 3	1- 1	6- 1				
4- 2	0- 0	0- 0	HOME	1- 1	0- 1	3- 0				
4- 3	0- 0	0- 0	AWAY	0- 2	1- 0	3- 1				
0- 0	0- 0	0- 0	NEUTRAL	0- 0	0- 0	0- 0				

RPI 1-25				RPI 26-50				RPI 51-100				RPI 101+ Team's RPI: 138			
RPI	S	Opponent	Score	RPI	S	Opponent	Score	RPI	S	Opponent	Score	RPI	S	Opponent	Score
4	A	Baylor	39 97					62	A	South Dakota St.	48 60	106	A	Eastern Mich.	69 77
17	A	Oklahoma St.	55 59					62	H	South Dakota St.	50 68	116	A	IUPUI	52 47
								65	A	Michigan	44 61	116	H	IUPUI	54 57
								79	A	South Dakota	48 71	131	A	Arkansas	50 65
								79	H	South Dakota	60 56	135	H	Little Rock	52 66
								86	A	Missouri St.	64 72	183	A	Tulsa	59 53
												196	A	Kansas	70 63
												226	A	Western Ill.	61 72
												228	A	Grand Canyon	64 66
												276	A	Omaha	67 65
												309	A	North Dakota St.	52 42
												309	H	North Dakota St.	59 58
												310	A	Denver	59 56
												310	H	Denver	65 33
												328	H	IPFW	61 59
LAST 12 Division I GAMES:															
79	A	South Dakota	48 71	310	H	Denver	65 33								
62	A	South Dakota St.	48 60	276	A	Omaha	67 65								
310	A	Denver	59 56	328	H	IPFW	61 59								
309	H	North Dakota St.	59 58	309	A	North Dakota St.	52 42								
116	H	IUPUI	54 57	79	H	South Dakota	60 56								
62	H	South Dakota St.	50 68	116	A	IUPUI	52 47								

Non-Div I Games: Lyon 49 68 Evangel 89 46

Oral Roberts

Loss, Non-Conf, S Site, H Home A Away N Neutral

## Oregon

Through Games Of Feb. 16, 2016

Average RPI Win:	158	WON-LOST	WINNING	LAST 10	STRENGTH OF	OPP. STRENGTH	TEAM	ADJ.	CONF.	ADJ CONF.
Average RPI Loss:	13	RECORD	PCT. RANK	GAMES	SCHEDULE	OF SCHEDULE	RPI	RPI	RPI	RPI
DIV. I ONLY	19- 6	42	8- 2	136	7	58	58	1	1	
DIV. I NON-CONF.	11- 0	1	0- 0	327	50	74	74	1	1	
TOTALS	RPI 1-25	RPI 26-50	W-L RECORDS	RPI 51-100	RPI 101-150	RPI 150+				
19- 6	0- 5	1- 1	OVERALL	6- 0	2- 0	10- 0				
14- 3	0- 3	0- 0	HOME	3- 0	2- 0	9- 0				
5- 3	0- 2	1- 1	AWAY	3- 0	0- 0	1- 0				
0- 0	0- 0	0- 0	NEUTRAL	0- 0	0- 0	0- 0				
11- 0	0- 0	0- 0	NON-CONFERENCE	2- 0	1- 0	8- 0				
10- 0	0- 0	0- 0	HOME	1- 0	1- 0	8- 0				
1- 0	0- 0	0- 0	AWAY	1- 0	0- 0	0- 0				
0- 0	0- 0	0- 0	NEUTRAL	0- 0	0- 0	0- 0				
8- 6	0- 5	1- 1	CONFERENCE	4- 0	1- 0	2- 0				
4- 3	0- 3	0- 0	HOME	2- 0	1- 0	1- 0				
4- 3	0- 2	1- 1	AWAY	2- 0	0- 0	1- 0				
0- 0	0- 0	0- 0	NEUTRAL	0- 0	0- 0	0- 0				

RPI 1-25				RPI 26-50				RPI 51-100				Team's RPI: 58	RPI 101+			
RPI	S	Opponent	Score	RPI	S	Opponent	Score	RPI	S	Opponent	Score		RPI	S	Opponent	Score
6	H	Stanford	62 64	30	A	Washington	75 63	67	H	UC Riverside	95 81		112	H	Arizona	76 54
7	H	Arizona St.	58 63	39	A	Southern California	67 74	70	A	Utah	77 65		129	H	North Dakota	77 51
9	A	Oregon St.	33 60					70	H	Utah	69 58		156	H	Hampton	86 51
9	H	Oregon St.	45 59					72	A	Washington St.	73 48		178	A	Colorado	59 46
10	A	UCLA	69 80					78	H	California	69 59		178	H	Colorado	77 70
								100	A	North Carolina	79 77		190	H	San Jose St.	104 74
													221	H	Utah Valley	79 68
													241	H	Clemson	69 56
													254	H	Seattle	82 62
													260	H	UC Santa Barbara	79 51
													283	H	Portland	93 52
													322	H	Portland St.	122 59
LAST 12 Division I GAMES:																
178	H	Colorado	77 70	70	A	Utah	77 65									
70	H	Utah	69 58	178	A	Colorado	59 46									
30	A	Washington	75 63	78	H	California	69 59									
72	A	Washington St.	73 48	6	H	Stanford	62 64									
112	H	Arizona	76 54	9	H	Oregon St.	45 59									
7	H	Arizona St.	58 63	9	A	Oregon St.	33 60									

Non-Div I Games:

Oregon

■ Loss, 
 ■ Non-Conf, S Site, 
 ■ Home 
 ■ Away 
 N Neutral

Average RPI Win:	113	WON-LOST	WINNING	LAST 10	STRENGTH OF	OPP. STRENGTH	TEAM	ADJ.	CONF.	ADJ CONF.
Average RPI Loss:	9	RECORD	PCT. RANK	GAMES	SCHEDULE	OF SCHEDULE	RPI	RPI	RPI	RPI
DIV. I ONLY	22- 3	11	10- 0	50	5	9	9	1	1	
DIV. I NON-CONF.	9- 2	37	0- 0	131	20	46	46	1	1	
TOTALS	RPI 1-25	RPI 26-50	W-L RECORDS	RPI 51-100	RPI 101-150	RPI 150+				
22- 3	2- 3	2- 0	OVERALL	9- 0	3- 0	6- 0				
12- 1	2- 1	0- 0	HOME	4- 0	2- 0	4- 0				
8- 2	0- 2	2- 0	AWAY	4- 0	0- 0	2- 0				
2- 0	0- 0	0- 0	NEUTRAL	1- 0	1- 0	0- 0				
9- 2	0- 2	0- 0	NON-CONFERENCE	3- 0	2- 0	4- 0				
5- 1	0- 1	0- 0	HOME	1- 0	1- 0	3- 0				
2- 1	0- 1	0- 0	AWAY	1- 0	0- 0	1- 0				
2- 0	0- 0	0- 0	NEUTRAL	1- 0	1- 0	0- 0				
13- 1	2- 1	2- 0	CONFERENCE	6- 0	1- 0	2- 0				
7- 0	2- 0	0- 0	HOME	3- 0	1- 0	1- 0				
6- 1	0- 1	2- 0	AWAY	3- 0	0- 0	1- 0				
0- 0	0- 0	0- 0	NEUTRAL	0- 0	0- 0	0- 0				

RPI	S	Opponent	Score	RPI	S	Opponent	Score	RPI	S	Opponent	Score	RPI	S	Opponent	Score
1	A	Notre Dame	61 62	30	A	Washington	61 53	58	A	Oregon	59 45	112	H	Arizona	71 43
6	H	Stanford	58 50	39	A	Southern California	57 49	58	H	Oregon	60 33	131	N	Arkansas	63 47
7	H	Arizona St.	67 44					66	N	Hofstra	73 50	132	H	Idaho	69 44
10	A	UCLA	51 71					67	H	UC Riverside	86 65	178	A	Colorado	61 47
15	H	Tennessee	50 53					70	A	Utah	62 53	178	H	Colorado	73 50
								70	H	Utah	72 53	200	H	Cal Poly	80 43
								72	A	Washington St.	54 45	246	H	CSU Bakersfield	75 51
								78	H	California	70 48	283	A	Portland	94 50
								82	A	Marquette	65 58	324	H	Longwood	110 45
LAST 12 Division I GAMES:															
70	H	Utah	72 53	178	A	Colorado	61 47								
178	H	Colorado	73 50	70	A	Utah	62 53								
72	A	Washington St.	54 45	6	H	Stanford	58 50								
30	A	Washington	61 53	78	H	California	70 48								
7	H	Arizona St.	67 44	58	A	Oregon	59 45								
112	H	Arizona	71 43	58	H	Oregon	60 33								

Non-Div I Games:

Oregon St.

## Pacific

Through Games Of Feb. 16, 2016

Average RPI Win:	217	WON-LOST	WINNING	LAST 10	STRENGTH OF	OPP. STRENGTH	TEAM	ADJ.	CONF.	ADJ CONF.
Average RPI Loss:	116	RECORD	PCT. RANK	GAMES	SCHEDULE	OF SCHEDULE	RPI	RPI	RPI	RPI
DIV. I ONLY	10- 14	224	3- 7	106	141	157	157	8	8	
DIV. I NON-CONF.	6- 4	125	0- 0	219	278	125	125	9	9	
TOTALS	RPI 1-25	RPI 26-50	W-L RECORDS	RPI 51-100	RPI 101-150	RPI 150+				
10- 14	0- 2	0- 0	OVERALL	2- 6	0- 2	8- 4				
4- 5	0- 1	0- 0	HOME	1- 2	0- 1	3- 1				
6- 9	0- 0	0- 0	AWAY	1- 0	0- 0	5- 0				
0- 0	0- 0	0- 0	NEUTRAL	0- 0	0- 0	0- 0				
6- 4	0- 0	0- 0	NON-CONFERENCE	1- 0	0- 2	5- 2				
2- 1	0- 0	0- 0	HOME	0- 0	0- 1	2- 0				
4- 3	0- 0	0- 0	AWAY	1- 0	0- 1	3- 2				
0- 0	0- 0	0- 0	NEUTRAL	0- 0	0- 0	0- 0				
4- 10	0- 2	0- 0	CONFERENCE	1- 6	0- 0	3- 2				
2- 4	0- 1	0- 0	HOME	1- 2	0- 0	1- 1				
2- 6	0- 1	0- 0	AWAY	0- 4	0- 0	2- 1				
0- 0	0- 0	0- 0	NEUTRAL	0- 0	0- 0	0- 0				

RPI 1-25				RPI 26-50				RPI 51-100				RPI 101+ Team's RPI: 157			
RPI	S	Opponent	Score	RPI	S	Opponent	Score	RPI	S	Opponent	Score	RPI	S	Opponent	Score
12	A	BYU	62 79					55	A	Santa Clara	52 76	112	A	Arizona	56 69
12	H	BYU	57 67					56	A	St. Mary's (CA)	75 83	150	H	Long Beach St.	60 68
								56	H	St. Mary's (CA)	73 82	189	A	UC Davis	66 53
								83	A	San Diego	56 69	190	H	San Jose St.	81 69
								83	H	San Diego	56 59	198	A	Gardner-Webb	84 77
								97	A	Gonzaga	61 68	210	A	Montana	54 64
								99	H	San Francisco	70 57	215	A	Utah St.	70 78
								100	A	North Carolina	66 63	239	A	Loyola Marymount	88 96
												239	H	Loyola Marymount	60 63
												246	A	CSU Bakersfield	80 74
												267	A	Pepperdine	92 64
												267	H	Pepperdine	65 62
												283	A	Portland	72 64
												329	H	Nevada	74 52
LAST 12 Division I GAMES:															
267	A	Pepperdine	92 64	283	A	Portland	72 64								
239	A	Loyola Marymount	88 96	56	H	St. Mary's (CA)	73 82								
83	H	San Diego	56 59	239	H	Loyola Marymount	60 63								
12	H	BYU	57 67	267	H	Pepperdine	65 62								
56	A	St. Mary's (CA)	75 83	12	A	BYU	62 79								
97	A	Gonzaga	61 68	83	A	San Diego	56 69								

Non-Div I Games: Stanislaus St. 74 61

Pacific

■ Loss, 
 ■ Non-Conf, 
 ■ S Site, 
 ■ Home 
 ■ Away 
 N Neutral

Average RPI Win:	180	WON-LOST	WINNING	LAST 10	STRENGTH OF	OPP. STRENGTH	TEAM	ADJ.	CONF.	ADJ CONF.
Average RPI Loss:	64	RECORD	PCT. RANK	GAMES	SCHEDULE	OF SCHEDULE	RPI	RPI	RPI	RPI
DIV. I ONLY	17- 3	15	9- 1	107	142	36	36	10	10	
DIV. I NON-CONF.	10- 3	61	3- 1	158	126	61	61	11	11	
TOTALS	RPI 1-25	RPI 26-50	W-L RECORDS	RPI 51-100	RPI 101-150	RPI 150+				
17- 3	0- 0	2- 0	OVERALL	2- 3	2- 0	11- 0				
10- 1	0- 0	2- 0	HOME	1- 1	0- 0	7- 0				
7- 2	0- 0	0- 0	AWAY	1- 2	2- 0	4- 0				
0- 0	0- 0	0- 0	NEUTRAL	0- 0	0- 0	0- 0				
10- 3	0- 0	1- 0	NON-CONFERENCE	2- 3	1- 0	6- 0				
5- 1	0- 0	1- 0	HOME	1- 1	0- 0	3- 0				
5- 2	0- 0	0- 0	AWAY	1- 2	1- 0	3- 0				
0- 0	0- 0	0- 0	NEUTRAL	0- 0	0- 0	0- 0				
7- 0	0- 0	1- 0	CONFERENCE	0- 0	1- 0	5- 0				
5- 0	0- 0	1- 0	HOME	0- 0	0- 0	4- 0				
2- 0	0- 0	0- 0	AWAY	0- 0	1- 0	1- 0				
0- 0	0- 0	0- 0	NEUTRAL	0- 0	0- 0	0- 0				

RPI 1-25				RPI 26-50				Team's RPI: 36		RPI 51-100				RPI 101+			
RPI	S	Opponent	Score	RPI	S	Opponent	Score		RPI	S	Opponent	Score	RPI	S	Opponent	Score	
				38	H	Princeton	50 48		51	H	Duke	50 57	118	A	Harvard	68 48	
				45	H	Colorado St.	49 48		54	A	Villanova	46 66	127	A	Hawaii	64 54	
									64	A	Temple	60 54	152	H	Cornell	65 50	
									87	A	Saint Joseph's	46 50	158	H	Yale	68 49	
									89	H	Drexel	72 67	170	A	UMBC	81 46	
													193	H	Brown	66 49	
													220	H	Columbia	71 51	
													232	A	Dartmouth	56 41	
													242	A	New Hampshire	67 60	
													251	H	Navy	57 43	
													282	A	La Salle	78 68	
													331	H	Lafayette	54 37	
													344	H	Wagner	78 50	
LAST 12 Division I GAMES:																	
				152	H	Cornell	65 50		54	A	Villanova	46 66					
				220	H	Columbia	71 51		64	A	Temple	60 54					
				232	A	Dartmouth	56 41		282	A	La Salle	78 68					
				118	A	Harvard	68 48		38	H	Princeton	50 48					
				193	H	Brown	66 49		127	A	Hawaii	64 54					
				158	H	Yale	68 49		344	H	Wagner	78 50					

Non-Div I Games: BYU-Hawaii 73 41

Penn

Average RPI Win:	151	WON-LOST	WINNING	LAST 10	STRENGTH OF	OPP. STRENGTH	TEAM	ADJ.	CONF.	ADJ CONF.
Average RPI Loss:	68	RECORD	PCT. RANK	GAMES	SCHEDULE	OF SCHEDULE	RPI	RPI	RPI	RPI
DIV. I ONLY	9- 16	251	1- 5	21	35	130	130	4	4	
DIV. I NON-CONF.	5- 6	180	0- 1	50	112	151	151	3	3	
TOTALS	RPI 1-25	RPI 26-50	W-L RECORDS	RPI 51-100	RPI 101-150	RPI 150+				
9- 16	0- 4	1- 4	OVERALL	2- 5	1- 1	5- 2				
6- 8	0- 2	0- 2	HOME	1- 3	1- 1	4- 0				
3- 7	0- 1	1- 2	AWAY	1- 2	0- 0	1- 2				
0- 1	0- 1	0- 0	NEUTRAL	0- 0	0- 0	0- 0				
5- 6	0- 2	0- 2	NON-CONFERENCE	0- 0	1- 1	4- 1				
5- 1	0- 0	0- 0	HOME	0- 0	1- 1	4- 0				
0- 4	0- 1	0- 2	AWAY	0- 0	0- 0	0- 1				
0- 1	0- 1	0- 0	NEUTRAL	0- 0	0- 0	0- 0				
4- 10	0- 2	1- 2	CONFERENCE	2- 5	0- 0	1- 1				
1- 7	0- 2	0- 2	HOME	1- 3	0- 0	0- 0				
3- 3	0- 0	1- 0	AWAY	1- 2	0- 0	1- 1				
0- 0	0- 0	0- 0	NEUTRAL	0- 0	0- 0	0- 0				

RPI S	Opponent	Score	RPI S	Opponent	Score	RPI S	Opponent	Score	RPI S	Opponent	Score	Team's RPI: 130
5	H Ohio St.	63 77	32	A Michigan St.	65 61	57	A Iowa	82 69	105	H Youngstown St.	68 51	
11	H Maryland	53 89	32	H Michigan St.	55 71	59	H Purdue	78 88	110	H Virginia Tech	59 64	
12	N BYU	51 63	40	A St. Bonaventure	60 70	65	H Michigan	87 91	153	A Wisconsin	62 82	
15	A Tennessee	66 74	41	H Rutgers	62 74	69	A Nebraska	69 87	163	A Illinois	65 56	
			44	A South Fla.	79 101	69	H Nebraska	78 83	165	H Fordham	75 59	
						76	A Minnesota	85 98	236	H Sacred Heart	83 46	
						91	H Northwestern	79 72	245	H Holy Cross	86 82	
									266	H Central Conn. St.	73 47	
									287	A CSUN	73 81	
LAST 12 Division I GAMES:												
12	N BYU	51 63	11	H Maryland	53 89							
5	H Ohio St.	63 77	163	A Illinois	65 56							
32	A Michigan St.	65 61	57	A Iowa	82 69							
41	H Rutgers	62 74	65	H Michigan	87 91							
69	A Nebraska	69 87	69	H Nebraska	78 83							
59	H Purdue	78 88	153	A Wisconsin	62 82							

Non-Div I Games:

Penn St.

■ Loss, 
■ Non-Conf, S Site, 
■ Home 
■ Away 
N Neutral

Pepperdine

Through Games Of Feb. 16, 2016

Average RPI Win:	249	WON-LOST	WINNING	LAST 10	STRENGTH OF	OPP. STRENGTH	TEAM	ADJ.	CONF.	ADJ CONF.
Average RPI Loss:	120	RECORD	PCT. RANK	GAMES	SCHEDULE	OF SCHEDULE	RPI	RPI	RPI	RPI
DIV. I ONLY	6- 19	296	1- 6	125	123	267	267	8	8	
DIV. I NON-CONF.	4- 6	201	0- 1	261	265	249	249	9	9	
TOTALS	RPI 1-25	RPI 26-50	W-L RECORDS	RPI 51-100	RPI 101-150	RPI 150+				
6- 19	0- 2	0- 0	OVERALL	1- 9	0- 0	5- 8				
5- 7	0- 1	0- 0	HOME	1- 4	0- 0	4- 2				
1- 11	0- 1	0- 0	AWAY	0- 5	0- 0	1- 5				
0- 1	0- 0	0- 0	NEUTRAL	0- 0	0- 0	0- 1				
4- 6	0- 0	0- 0	NON-CONFERENCE	0- 2	0- 0	4- 4				
3- 1	0- 0	0- 0	HOME	0- 0	0- 0	3- 1				
1- 4	0- 0	0- 0	AWAY	0- 2	0- 0	1- 2				
0- 1	0- 0	0- 0	NEUTRAL	0- 0	0- 0	0- 1				
2- 13	0- 2	0- 0	CONFERENCE	1- 7	0- 0	1- 4				
2- 6	0- 1	0- 0	HOME	1- 4	0- 0	1- 1				
0- 7	0- 1	0- 0	AWAY	0- 3	0- 0	0- 3				
0- 0	0- 0	0- 0	NEUTRAL	0- 0	0- 0	0- 0				

RPI 1-25				RPI 26-50				RPI 51-100				RPI 101+ Team's RPI: 267			
RPI	S	Opponent	Score	RPI	S	Opponent	Score	RPI	S	Opponent	Score	RPI	S	Opponent	Score
12	A	BYU	64 69					53	A	Albany (NY)	49 64	157	A	Pacific	62 65
12	H	BYU	66 77					55	H	Santa Clara	60 62	157	H	Pacific	64 92
								56	A	St. Mary's (CA)	72 88	164	N	George Mason	63 71
								56	H	St. Mary's (CA)	62 58	180	A	UNLV	63 83
								71	A	Army West Point	53 63	186	A	New Mexico	52 60
								83	A	San Diego	55 74	200	H	Cal Poly	47 61
								83	H	San Diego	54 70	239	A	Loyola Marymount	69 79
								97	A	Gonzaga	39 56	246	A	CSU Bakersfield	76 73
								97	H	Gonzaga	57 74	260	H	UC Santa Barbara	71 69
								99	H	San Francisco	74 81	283	A	Portland	79 81
												283	H	Portland	74 62
												310	H	Denver	64 60
												337	H	Cal St. Fullerton	81 75
LAST 12 Division I GAMES:															
164	N	George Mason	63 71	83	H	San Diego	54 70								
157	H	Pacific	64 92	12	A	BYU	64 69								
56	H	St. Mary's (CA)	62 58	83	A	San Diego	55 74								
97	A	Gonzaga	39 56	99	H	San Francisco	74 81								
283	A	Portland	79 81	55	H	Santa Clara	60 62								
12	H	BYU	66 77	56	A	St. Mary's (CA)	72 88								

Non-Div I Games: Alas. Anchorage 61 94

Pepperdine

Loss, Non-Conf, S Site, H Home A Away N Neutral



Average RPI Win:	242	WON-LOST	WINNING	LAST 10	STRENGTH OF	OPP. STRENGTH	TEAM	ADJ.	CONF.	ADJ CONF.
Average RPI Loss:	43	RECORD	PCT. RANK	GAMES	SCHEDULE	OF SCHEDULE	RPI	RPI	RPI	RPI
DIV. I ONLY	11- 14	205	3- 7	52	78	128	128	5	5	
DIV. I NON-CONF.	8- 5	120	0- 0	155	252	142	142	5	5	
TOTALS	RPI 1-25	RPI 26-50	W-L RECORDS	RPI 51-100	RPI 101-150	RPI 150+				
11- 14	0- 6	0- 3	OVERALL	1- 3	1- 2	9- 0				
6- 7	0- 4	0- 1	HOME	0- 1	0- 1	6- 0				
4- 5	0- 1	0- 2	AWAY	1- 1	1- 1	2- 0				
1- 2	0- 1	0- 0	NEUTRAL	0- 1	0- 0	1- 0				
8- 5	0- 2	0- 1	NON-CONFERENCE	0- 2	0- 0	8- 0				
6- 1	0- 1	0- 0	HOME	0- 0	0- 0	6- 0				
1- 2	0- 0	0- 1	AWAY	0- 1	0- 0	1- 0				
1- 2	0- 1	0- 0	NEUTRAL	0- 1	0- 0	1- 0				
3- 9	0- 4	0- 2	CONFERENCE	1- 1	1- 2	1- 0				
0- 6	0- 3	0- 1	HOME	0- 1	0- 1	0- 0				
3- 3	0- 1	0- 1	AWAY	1- 0	1- 1	1- 0				
0- 0	0- 0	0- 0	NEUTRAL	0- 0	0- 0	0- 0				

RPI S	Opponent	Score	RPI S	Opponent	Score	RPI S	Opponent	Score	RPI S	Opponent	Score	Team's RPI: 128
1	H Notre Dame	55 65	29	A Miami (FL)	55 79	51	H Duke	48 70	110	A Virginia Tech	59 48	
11	N Maryland	49 70	38	A Princeton	47 61	62	N South Dakota St.	54 55	113	A Boston College	43 54	
13	H Florida St.	55 66	46	H North Carolina St.	76 78	65	A Michigan	45 82	114	H Wake Forest	49 60	
16	H Louisville	61 84				95	A Virginia	58 55	161	N Old Dominion	67 58	
19	A Syracuse	48 71							241	A Clemson	59 56	
21	H Duquesne	65 79							245	H Holy Cross	56 50	
									248	H American	76 58	
									263	A Saint Francis (PA)	74 59	
									286	H Rider	75 44	
									327	H Delaware St.	77 43	
									338	H Mt. St. Mary's	74 57	
									344	H Wagner	67 41	
LAST 12 Division I GAMES:												
110	A Virginia Tech	59 48	113	A Boston College	43 54							
16	H Louisville	61 84	13	H Florida St.	55 66							
114	H Wake Forest	49 60	19	A Syracuse	48 71							
241	A Clemson	59 56	46	H North Carolina St.	76 78							
51	H Duke	48 70	29	A Miami (FL)	55 79							
95	A Virginia	58 55	1	H Notre Dame	55 65							

Non-Div I Games:

Pittsburgh

■ Loss, 
 ■ Non-Conf, 
 ■ S Site, 
 ■ H Home 
 ■ A Away 
 N Neutral

Average RPI Win:	<b>295</b>	WON-LOST	WINNING	LAST 10	STRENGTH OF	OPP. STRENGTH	TEAM	ADJ.	CONF.	ADJ CONF.
Average RPI Loss:	<b>129</b>	RECORD	PCT. RANK	GAMES	SCHEDULE	OF SCHEDULE	RPI	RPI	RPI	RPI
DIV. I ONLY	<b>2- 22</b>	<b>344</b>	<b>1- 9</b>	<b>74</b>	<b>170</b>	<b>283</b>	<b>283</b>	<b>8</b>	<b>8</b>	
DIV. I NON-CONF.	<b>1- 9</b>	<b>325</b>	<b>0- 0</b>	<b>44</b>	<b>306</b>	<b>259</b>	<b>259</b>	<b>9</b>	<b>9</b>	
TOTALS	RPI 1-25	RPI 26-50	W-L RECORDS	RPI 51-100	RPI 101-150	RPI 150+				
2- 22	0- 2	0- 1	OVERALL	0- 9	0- 1	2- 9				
1- 11	0- 1	0- 0	HOME	0- 4	0- 1	1- 5				
1- 11	0- 1	0- 1	AWAY	0- 5	0- 0	1- 4				
0- 0	0- 0	0- 0	NEUTRAL	0- 0	0- 0	0- 0				
1- 9	0- 1	0- 1	NON-CONFERENCE	0- 1	0- 1	1- 5				
0- 5	0- 1	0- 0	HOME	0- 0	0- 1	0- 3				
1- 4	0- 0	0- 1	AWAY	0- 1	0- 0	1- 2				
0- 0	0- 0	0- 0	NEUTRAL	0- 0	0- 0	0- 0				
1- 13	0- 1	0- 0	CONFERENCE	0- 8	0- 0	1- 4				
1- 6	0- 0	0- 0	HOME	0- 4	0- 0	1- 2				
0- 7	0- 1	0- 0	AWAY	0- 4	0- 0	0- 2				
0- 0	0- 0	0- 0	NEUTRAL	0- 0	0- 0	0- 0				

RPI 1-25				RPI 26-50				RPI 51-100				RPI 101+ Team's RPI: 283			
RPI	S	Opponent	Score	RPI	S	Opponent	Score	RPI	S	Opponent	Score	RPI	S	Opponent	Score
9	H	Oregon St.	50 <b>94</b>	30	A	Washington	65 <b>83</b>	55	A	Santa Clara	47 <b>66</b>	137	H	Boise St.	49 <b>89</b>
12	A	BYU	66 <b>78</b>					55	H	Santa Clara	45 <b>67</b>	157	H	Pacific	64 <b>72</b>
								56	H	St. Mary's (CA)	51 <b>78</b>	160	A	Montana St.	57 <b>86</b>
								58	A	Oregon	52 <b>93</b>	189	H	UC Davis	47 <b>72</b>
								83	A	San Diego	43 <b>71</b>	192	H	Weber St.	55 <b>57</b>
								97	A	Gonzaga	51 <b>86</b>	210	A	Montana	67 <b>90</b>
								97	H	Gonzaga	63 <b>71</b>	239	A	Loyola Marymount	52 <b>62</b>
								99	A	San Francisco	69 <b>90</b>	239	H	Loyola Marymount	62 <b>77</b>
								99	H	San Francisco	63 <b>82</b>	267	A	Pepperdine	62 <b>74</b>
												267	H	Pepperdine	81 <b>79</b>
												287	H	CSUN	62 <b>68</b>
												322	A	Portland St.	69 <b>53</b>
LAST 12 Division I GAMES:															
		97	A	Gonzaga	51	<b>86</b>				157	H	Pacific	64	<b>72</b>	
		239	H	Loyola Marymount	62	<b>77</b>			12	A	BYU	66	<b>78</b>		
		267	H	Pepperdine	81	<b>79</b>			83	A	San Diego	43	<b>71</b>		
		55	A	Santa Clara	47	<b>66</b>			97	H	Gonzaga	63	<b>71</b>		
		99	A	San Francisco	69	<b>90</b>			99	H	San Francisco	63	<b>82</b>		
		56	H	St. Mary's (CA)	51	<b>78</b>			55	H	Santa Clara	45	<b>67</b>		

Non-Div I Games: Willamette 73 54

Portland

Average RPI Win:	231	WON-LOST	WINNING	LAST 10	STRENGTH OF	OPP. STRENGTH	TEAM	ADJ.	CONF.	ADJ CONF.
Average RPI Loss:	184	RECORD	PCT. RANK	GAMES	SCHEDULE	OF SCHEDULE	RPI	RPI	RPI	RPI
DIV. I ONLY	2- 19	340	1- 9	111	343	322	322	20	20	
DIV. I NON-CONF.	1- 8	320	0- 0	222	307	328	328	21	21	
TOTALS	RPI 1-25	RPI 26-50	W-L RECORDS	RPI 51-100	RPI 101-150	RPI 150+				
2- 19	0- 0	0- 0	OVERALL	0- 3	0- 2	2- 14				
2- 9	0- 0	0- 0	HOME	0- 0	0- 1	2- 8				
0- 10	0- 0	0- 0	AWAY	0- 3	0- 1	0- 6				
0- 0	0- 0	0- 0	NEUTRAL	0- 0	0- 0	0- 0				
1- 8	0- 0	0- 0	NON-CONFERENCE	0- 3	0- 1	1- 4				
1- 3	0- 0	0- 0	HOME	0- 0	0- 0	1- 3				
0- 5	0- 0	0- 0	AWAY	0- 3	0- 1	0- 1				
0- 0	0- 0	0- 0	NEUTRAL	0- 0	0- 0	0- 0				
1- 11	0- 0	0- 0	CONFERENCE	0- 0	0- 1	1- 10				
1- 6	0- 0	0- 0	HOME	0- 0	0- 1	1- 5				
0- 5	0- 0	0- 0	AWAY	0- 0	0- 0	0- 5				
0- 0	0- 0	0- 0	NEUTRAL	0- 0	0- 0	0- 0				

RPI 1-25			RPI 26-50			RPI 51-100			RPI 101+ Team's RPI: 322		
RPI	S	Opponent	Score	RPI	S	Opponent	Score	RPI	S	Opponent	Score
								58	A	Oregon	59 122
								62	A	South Dakota St.	65 74
								79	A	South Dakota	61 103
								132	H	Idaho	65 94
								150	A	Long Beach St.	71 89
								160	A	Montana St.	64 74
								160	H	Montana St.	59 106
								174	H	Eastern Wash.	81 79
								188	A	Sacramento St.	91 132
								188	H	Sacramento St.	78 126
								189	H	UC Davis	70 82
								192	A	Weber St.	73 102
								192	H	Weber St.	58 75
								210	A	Montana	57 76
								210	H	Montana	58 79
								223	A	Idaho St.	70 71
								223	H	Idaho St.	42 64
								254	H	Seattle	64 85
								283	H	Portland	53 69
								287	H	CSUN	83 77
								337	A	Cal St. Fullerton	69 84
LAST 12 Division I GAMES:											
192	H	Weber St.	58 75	188	H	Sacramento St.	78 126				
223	H	Idaho St.	42 64	223	A	Idaho St.	70 71				
210	A	Montana	57 76	192	A	Weber St.	73 102				
160	A	Montana St.	64 74	160	H	Montana St.	59 106				
132	H	Idaho	65 94	210	H	Montana	58 79				
174	H	Eastern Wash.	81 79	188	A	Sacramento St.	91 132				

Non-Div I Games: Warner Pacific 64 76 Corban 90 76

Portland St.

Average RPI Win:	304	WON-LOST	WINNING	LAST 10	STRENGTH OF	OPP. STRENGTH	TEAM	ADJ.	CONF.	ADJ CONF.
Average RPI Loss:	200	RECORD	PCT. RANK	GAMES	SCHEDULE	OF SCHEDULE	RPI	RPI	RPI	RPI
DIV. I ONLY	8- 12	230	4- 6	329	335	291	291	32	32	
DIV. I NON-CONF.	3- 5	218	0- 0	294	114	219	219	31	31	
TOTALS	RPI 1-25	RPI 26-50	W-L RECORDS	RPI 51-100	RPI 101-150	RPI 150+				
8- 12	0- 1	0- 0	OVERALL	0- 2	0- 0	8- 9				
4- 4	0- 0	0- 0	HOME	0- 0	0- 0	4- 4				
4- 7	0- 1	0- 0	AWAY	0- 0	0- 0	4- 0				
0- 1	0- 0	0- 0	NEUTRAL	0- 0	0- 0	0- 1				
3- 5	0- 1	0- 0	NON-CONFERENCE	0- 2	0- 0	3- 2				
1- 0	0- 0	0- 0	HOME	0- 0	0- 0	1- 0				
2- 4	0- 1	0- 0	AWAY	0- 2	0- 0	2- 1				
0- 1	0- 0	0- 0	NEUTRAL	0- 0	0- 0	0- 1				
5- 7	0- 0	0- 0	CONFERENCE	0- 0	0- 0	5- 7				
3- 4	0- 0	0- 0	HOME	0- 0	0- 0	3- 4				
2- 3	0- 0	0- 0	AWAY	0- 0	0- 0	2- 3				
0- 0	0- 0	0- 0	NEUTRAL	0- 0	0- 0	0- 0				

RPI 1-25			RPI 26-50			RPI 51-100			RPI 101+ Team's RPI: 291		
RPI	S	Opponent	Score	RPI	S	Opponent	Score	RPI	S	Opponent	Score
14	A	Texas A&M	30 88					84	A	Georgia Tech	48 96
								92	A	TCU	60 69
								176	A	Louisiana Tech	77 68
								179	H	Southern U.	55 65
								185	A	Grambling	66 69
								185	H	Grambling	44 51
								238	A	Texas Southern	65 72
								238	H	Texas Southern	43 50
								278	H	Lamar	80 72
								279	A	Alabama St.	54 65
								295	A	Wichita St.	36 64
								306	A	Jackson St.	62 52
								306	H	Jackson St.	67 77
								309	N	North Dakota St.	58 79
								318	H	Alcorn	58 54
								321	A	Nicholls St.	81 70
								339	H	Ark.-Pine Bluff	70 55
								345	A	Alabama A&M	67 52
								348	H	Mississippi Val.	80 57
LAST 12 Division I GAMES:											
306	H	Jackson St.	67 77	339	H	Ark.-Pine Bluff	70 55				
185	H	Grambling	44 51	306	A	Jackson St.	62 52				
238	H	Texas Southern	43 50	185	A	Grambling	66 69				
279	A	Alabama St.	54 65	238	A	Texas Southern	65 72				
345	A	Alabama A&M	67 52	179	H	Southern U.	55 65				
348	H	Mississippi Val.	80 57	318	H	Alcorn	58 54				

Non-Div I Games: Howard Payne 86 46

Prairie View

Loss, Non-Conf, S Site, H Home A Away N Neutral

Presbyterian

Through Games Of Feb. 16, 2016

Average RPI Win:	278	WON-LOST	WINNING	LAST 10	STRENGTH OF	OPP. STRENGTH	TEAM	ADJ.	CONF.	ADJ CONF.
Average RPI Loss:	172	RECORD	PCT. RANK	GAMES	SCHEDULE	OF SCHEDULE	RPI	RPI	RPI	RPI
DIV. I ONLY	11- 10	156	7- 3	299	295	222	222	26	26	
DIV. I NON-CONF.	1- 5	304	0- 0	334	120	343	343	29	29	
TOTALS	RPI 1-25	RPI 26-50	W-L RECORDS	RPI 51-100	RPI 101-150	RPI 150+				
11- 10	0- 0	0- 0	OVERALL	1- 1	0- 3	10- 6				
7- 2	0- 0	0- 0	HOME	1- 0	0- 1	6- 1				
4- 8	0- 0	0- 0	AWAY	0- 1	0- 2	4- 5				
0- 0	0- 0	0- 0	NEUTRAL	0- 0	0- 0	0- 0				
1- 5	0- 0	0- 0	NON-CONFERENCE	0- 1	0- 1	1- 3				
1- 0	0- 0	0- 0	HOME	0- 0	0- 0	1- 0				
0- 5	0- 0	0- 0	AWAY	0- 1	0- 1	0- 3				
0- 0	0- 0	0- 0	NEUTRAL	0- 0	0- 0	0- 0				
10- 5	0- 0	0- 0	CONFERENCE	1- 0	0- 2	9- 3				
6- 2	0- 0	0- 0	HOME	1- 0	0- 1	5- 1				
4- 3	0- 0	0- 0	AWAY	0- 0	0- 1	4- 2				
0- 0	0- 0	0- 0	NEUTRAL	0- 0	0- 0	0- 0				

RPI 1-25				RPI 26-50				RPI 51-100				RPI 101+				Team's RPI: 222	
RPI	S	Opponent	Score	RPI	S	Opponent	Score	RPI	S	Opponent	Score	RPI	S	Opponent	Score		
								75	A	Vanderbilt	38	56	110	A	Virginia Tech	44	58
								98	H	Liberty	60	42	122	A	UNC Asheville	59	68
													122	H	UNC Asheville	63	72
													175	A	East Carolina	57	84
													178	A	Colorado	60	72
													194	H	Radford	53	64
													198	A	Gardner-Webb	40	51
													198	H	Gardner-Webb	60	53
													244	A	High Point	47	61
													244	H	High Point	82	70
													280	A	Campbell	69	45
													297	H	Coastal Caro.	66	42
													299	A	Kennesaw St.	47	49
													313	A	Winthrop	59	48
													316	A	Charleston So.	63	49
													316	H	Charleston So.	52	37
													324	A	Longwood	59	38
													324	H	Longwood	75	49
													349	H	N.C. Central	60	50
LAST 12 Division I GAMES:																	
				198	A	Gardner-Webb	40	51		297	H	Coastal Caro.	66	42			
				316	H	Charleston So.	52	37		280	A	Campbell	69	45			
				244	A	High Point	47	61		313	A	Winthrop	59	48			
				324	H	Longwood	75	49		98	H	Liberty	60	42			
				198	H	Gardner-Webb	60	53		194	H	Radford	53	64			
				122	A	UNC Asheville	59	68		316	A	Charleston So.	63	49			

Non-Div I Games: Warren Wilson 95 56 Columbia (SC) 104 37 Brevard 70 53

Presbyterian

Loss, Non-Conf, S Site, H Home A Away N Neutral

Average RPI Win:	187	WON-LOST	WINNING	LAST 10	STRENGTH OF	OPP. STRENGTH	TEAM	ADJ.	CONF.	ADJ CONF.
Average RPI Loss:	32	RECORD	PCT. RANK	GAMES	SCHEDULE	OF SCHEDULE	RPI	RPI	RPI	RPI
DIV. I ONLY	17- 4	29	8- 2	123	94	38	38	10	10	
DIV. I NON-CONF.	11- 3	54	3- 2	180	47	53	53	11	11	
TOTALS	RPI 1-25	RPI 26-50	W-L RECORDS	RPI 51-100	RPI 101-150	RPI 150+				
17- 4	1- 1	0- 2	OVERALL	1- 1	2- 0	13- 0				
11- 0	1- 0	0- 0	HOME	1- 0	1- 0	8- 0				
4- 4	0- 1	0- 2	AWAY	0- 1	1- 0	3- 0				
2- 0	0- 0	0- 0	NEUTRAL	0- 0	0- 0	2- 0				
11- 3	1- 1	0- 1	NON-CONFERENCE	1- 1	1- 0	8- 0				
7- 0	1- 0	0- 0	HOME	1- 0	1- 0	4- 0				
2- 3	0- 1	0- 1	AWAY	0- 1	0- 0	2- 0				
2- 0	0- 0	0- 0	NEUTRAL	0- 0	0- 0	2- 0				
6- 1	0- 0	0- 1	CONFERENCE	0- 0	1- 0	5- 0				
4- 0	0- 0	0- 0	HOME	0- 0	0- 0	4- 0				
2- 1	0- 0	0- 1	AWAY	0- 0	1- 0	1- 0				
0- 0	0- 0	0- 0	NEUTRAL	0- 0	0- 0	0- 0				

RPI S	Opponent	Score	RPI S	Opponent	Score	Team's RPI: 38	RPI S	Opponent	Score	RPI 101+	Score
5	A Ohio St.	70 90	34	A Seton Hall	64 71		52	A Dayton	81 85	118	A Harvard 92 83
21	H Duquesne	94 66	36	A Penn	48 50		65	H Michigan	74 57	128	H Pittsburgh 61 47
										152	H Cornell 71 51
										156	H Hampton 79 55
										158	H Yale 65 50
										165	H Fordham 55 44
										182	A Marist 77 44
										193	H Brown 72 53
										220	H Columbia 86 54
										232	A Dartmouth 85 48
										248	H American 72 34
										254	N Seattle 85 48
										274	H Monmouth 81 70
										286	A Rider 78 59
										332	N UC Irvine 83 42
LAST 12 Division I GAMES:											
220	H Columbia	86 54	36	A Penn	48 50		156	H Hampton	79 55		
152	H Cornell	71 51					182	A Marist	77 44		
118	A Harvard	92 83					52	A Dayton	81 85		
232	A Dartmouth	85 48					5	A Ohio St.	70 90		
158	H Yale	65 50					165	H Fordham	55 44		
193	H Brown	72 53									

Non-Div I Games:

Princeton

■ Loss, 
■ Non-Conf, S Site, 
■ Home 
■ Away 
N Neutral

## Providence

Through Games Of Feb. 16, 2016

Average RPI Win:	209	WON-LOST	WINNING	LAST 10	STRENGTH OF	OPP. STRENGTH	TEAM	ADJ.	CONF.	ADJ CONF.
Average RPI Loss:	105	RECORD	PCT. RANK	GAMES	SCHEDULE	OF SCHEDULE	RPI	RPI	RPI	RPI
DIV. I ONLY	5- 19	309	1- 9	84	98	255	255	6	6	
DIV. I NON-CONF.	4- 6	201	0- 0	87	273	194	194	6	6	
TOTALS	RPI 1-25	RPI 26-50	W-L RECORDS	RPI 51-100	RPI 101-150	RPI 150+				
5- 19	0- 1	0- 2	OVERALL	0- 7	1- 5	4- 4				
4- 9	0- 0	0- 2	HOME	0- 3	1- 2	3- 2				
1- 10	0- 1	0- 0	AWAY	0- 4	0- 3	1- 2				
0- 0	0- 0	0- 0	NEUTRAL	0- 0	0- 0	0- 0				
4- 6	0- 0	0- 0	NON-CONFERENCE	0- 2	0- 2	4- 2				
3- 3	0- 0	0- 0	HOME	0- 1	0- 1	3- 1				
1- 3	0- 0	0- 0	AWAY	0- 1	0- 1	1- 1				
0- 0	0- 0	0- 0	NEUTRAL	0- 0	0- 0	0- 0				
1- 13	0- 1	0- 2	CONFERENCE	0- 5	1- 3	0- 2				
1- 6	0- 0	0- 2	HOME	0- 2	1- 1	0- 1				
0- 7	0- 1	0- 0	AWAY	0- 3	0- 2	0- 1				
0- 0	0- 0	0- 0	NEUTRAL	0- 0	0- 0	0- 0				

RPI S Opponent	Score	RPI S Opponent	Score	RPI S Opponent	Score	RPI S Opponent	Score	Team's RPI: 255
20 A DePaul	50 96	34 H Seton Hall	54 64	53 A Albany (NY)	58 71	110 A Virginia Tech	46 62	
		42 H St. John's (NY)	61 80	54 A Villanova	39 67	113 H Boston College	41 67	
				54 H Villanova	47 76	136 A Xavier	47 72	
				60 H FGCU	41 50	136 H Xavier	54 62	
				82 A Marquette	75 105	142 A Creighton	48 72	
				85 A Georgetown	53 63	142 H Creighton	61 59	
				85 H Georgetown	51 82	191 A Rhode Island	64 55	
						193 A Brown	47 57	
						195 A Butler	50 65	
						195 H Butler	67 77	
						204 H Hartford	69 50	
						208 H Richmond	50 57	
						235 H Bryant	88 78	
						274 H Monmouth	71 59	
LAST 12 Division I GAMES:								
142 H Creighton	61 59	82 A Marquette	75 105					
195 A Butler	50 65	142 A Creighton	48 72					
136 A Xavier	47 72	136 H Xavier	54 62					
54 H Villanova	47 76	195 H Butler	67 77					
85 H Georgetown	51 82	85 A Georgetown	53 63					
20 A DePaul	50 96	54 A Villanova	39 67					

Non-Div I Games:

Providence

■ Loss, 
■ Non-Conf, 
■ S Site, 
■ H Home 
■ A Away 
N Neutral

Average RPI Win:	132	WON-LOST	WINNING	LAST 10	STRENGTH OF	OPP. STRENGTH	TEAM	ADJ.	CONF.	ADJ CONF.
Average RPI Loss:	52	RECORD	PCT. RANK	GAMES	SCHEDULE	OF SCHEDULE	RPI	RPI	RPI	RPI
DIV. I ONLY	16- 9	93	3- 7	51	18	59	59	4	4	
DIV. I NON-CONF.	9- 2	37	0- 0	138	54	67	67	3	3	
TOTALS	RPI 1-25	RPI 26-50	W-L RECORDS	RPI 51-100	RPI 101-150	RPI 150+				
16- 9	1- 4	1- 1	OVERALL	7- 2	2- 1	5- 1				
10- 4	0- 1	1- 0	HOME	5- 2	0- 1	4- 0				
4- 4	0- 2	0- 1	AWAY	2- 0	1- 0	1- 1				
2- 1	1- 1	0- 0	NEUTRAL	0- 0	1- 0	0- 0				
9- 2	1- 1	0- 0	NON-CONFERENCE	3- 0	1- 1	4- 0				
6- 1	0- 0	0- 0	HOME	3- 0	0- 1	3- 0				
1- 0	0- 0	0- 0	AWAY	0- 0	0- 0	1- 0				
2- 1	1- 1	0- 0	NEUTRAL	0- 0	1- 0	0- 0				
7- 7	0- 3	1- 1	CONFERENCE	4- 2	1- 0	1- 1				
4- 3	0- 1	1- 0	HOME	2- 2	0- 0	1- 0				
3- 4	0- 2	0- 1	AWAY	2- 0	1- 0	0- 1				
0- 0	0- 0	0- 0	NEUTRAL	0- 0	0- 0	0- 0				

RPI 1-25				RPI 26-50				RPI 51-100 Team's RPI: 59				RPI 101+			
RPI	S	Opponent	Score	RPI	S	Opponent	Score	RPI	S	Opponent	Score	RPI	S	Opponent	Score
5	A	Ohio St.	70 90	32	A	Michigan St.	56 68	52	H	Dayton	61 58	113	H	Boston College	56 58
6	N	Stanford	65 71	47	H	Indiana	63 53	57	H	Iowa	90 73	125	N	LSU	69 52
11	A	Maryland	59 73					65	A	Michigan	65 63	130	A	Penn St.	88 78
11	H	Maryland	67 87					65	H	Michigan	61 68	153	A	Wisconsin	57 64
16	N	Louisville	62 60					69	H	Nebraska	61 62	163	H	Illinois	69 65
								76	H	Minnesota	84 72	211	H	Ill.-Chicago	62 51
								77	H	Maine	56 33	281	H	Jacksonville St.	67 48
								81	H	Ball St.	73 63	317	A	North Florida	70 47
								91	A	Northwestern	85 71	320	H	Incarnate Word	95 27
LAST 12 Division I GAMES:															
65	H	Michigan	61 68	57	H	Iowa	90 73								
11	A	Maryland	59 73	69	H	Nebraska	61 62								
153	A	Wisconsin	57 64	5	A	Ohio St.	70 90								
11	H	Maryland	67 87	76	H	Minnesota	84 72								
130	A	Penn St.	88 78	47	H	Indiana	63 53								
32	A	Michigan St.	56 68	91	A	Northwestern	85 71								

Non-Div I Games:

Purdue

■ Loss, 
■ Non-Conf, 
■ S Site, 
■ H Home 
■ A Away 
N Neutral



Quinnipiac

Through Games Of Feb. 16, 2016

Average RPI Win:	234	WON-LOST	WINNING	LAST 10	STRENGTH OF	OPP. STRENGTH	TEAM	ADJ.	CONF.	ADJ CONF.
Average RPI Loss:	141	RECORD	PCT. RANK	GAMES	SCHEDULE	OF SCHEDULE	RPI	RPI	RPI	RPI
DIV. I ONLY	17- 7	65	9- 0	239	243	107	107	23	23	
DIV. I NON-CONF.	5- 4	138	0- 0	56	187	87	87	24	24	
TOTALS	RPI 1-25	RPI 26-50	W-L RECORDS	RPI 51-100	RPI 101-150	RPI 150+				
17- 7	0- 0	0- 0	OVERALL	1- 4	1- 0	15- 3				
10- 1	0- 0	0- 0	HOME	1- 0	1- 0	8- 1				
7- 5	0- 0	0- 0	AWAY	0- 0	0- 0	7- 1				
0- 1	0- 0	0- 0	NEUTRAL	0- 1	0- 0	0- 0				
5- 4	0- 0	0- 0	NON-CONFERENCE	1- 4	0- 0	4- 0				
3- 0	0- 0	0- 0	HOME	1- 0	0- 0	2- 0				
2- 3	0- 0	0- 0	AWAY	0- 3	0- 0	2- 0				
0- 1	0- 0	0- 0	NEUTRAL	0- 1	0- 0	0- 0				
12- 3	0- 0	0- 0	CONFERENCE	0- 0	1- 0	11- 3				
7- 1	0- 0	0- 0	HOME	0- 0	1- 0	6- 1				
5- 2	0- 0	0- 0	AWAY	0- 0	0- 0	5- 2				
0- 0	0- 0	0- 0	NEUTRAL	0- 0	0- 0	0- 0				

RPI 1-25			RPI 26-50			RPI 51-100			RPI 101+			Team's RPI: 107
RPI	S	Opponent	Score	RPI	S	Opponent	Score	RPI	S	Opponent	Score	
						60	A FGCU	70	71	111	H Iona	62 61
						64	H Temple	58	56	172	A Northeastern	71 60
						71	A Army West Point	57	67	182	A Marist	47 56
						85	N Georgetown	68	80	203	A Canisius	80 68
						89	A Drexel	49	62	203	H Canisius	63 54
										204	H Hartford	71 69
										213	A Fairfield	64 55
										218	A Siena	69 59
										218	H Siena	94 52
										227	H Manhattan	42 52
										245	H Holy Cross	74 61
										274	A Monmouth	60 63
										274	H Monmouth	85 58
										286	H Rider	64 51
										292	A Vermont	77 65
										304	A Niagara	61 54
										304	H Niagara	70 52
										333	A Saint Peter's	65 53
										333	H Saint Peter's	66 49
LAST 12 Division I GAMES:												
						333	A Saint Peter's	65	53	218	H Siena	94 52
						111	H Iona	62	61	213	A Fairfield	64 55
						304	H Niagara	70	52	203	A Canisius	80 68
						218	A Siena	69	59	304	A Niagara	61 54
						333	H Saint Peter's	66	49	203	H Canisius	63 54
						274	H Monmouth	85	58	286	H Rider	64 51

Non-Div I Games:

Quinnipiac

Loss, Non-Conf, S Site, H Home A Away N Neutral

Average RPI Win:	262	WON-LOST	WINNING	LAST 10	STRENGTH OF	OPP. STRENGTH	TEAM	ADJ.	CONF.	ADJ CONF.
Average RPI Loss:	153	RECORD	PCT. RANK	GAMES	SCHEDULE	OF SCHEDULE	RPI	RPI	RPI	RPI
DIV. I ONLY	11- 12	188	5- 5	205	283	194	194	26	26	
DIV. I NON-CONF.	2- 5	253	0- 0	162	100	235	235	29	29	
TOTALS	RPI 1-25	RPI 26-50	W-L RECORDS	RPI 51-100	RPI 101-150	RPI 150+				
11- 12	0- 0	0- 1	OVERALL	0- 2	0- 5	11- 4				
7- 3	0- 0	0- 0	HOME	0- 1	0- 1	7- 1				
4- 9	0- 0	0- 1	AWAY	0- 1	0- 4	4- 3				
0- 0	0- 0	0- 0	NEUTRAL	0- 0	0- 0	0- 0				
2- 5	0- 0	0- 1	NON-CONFERENCE	0- 0	0- 3	2- 1				
2- 0	0- 0	0- 0	HOME	0- 0	0- 0	2- 0				
0- 5	0- 0	0- 1	AWAY	0- 0	0- 3	0- 1				
0- 0	0- 0	0- 0	NEUTRAL	0- 0	0- 0	0- 0				
9- 7	0- 0	0- 0	CONFERENCE	0- 2	0- 2	9- 3				
5- 3	0- 0	0- 0	HOME	0- 1	0- 1	5- 1				
4- 4	0- 0	0- 0	AWAY	0- 1	0- 1	4- 2				
0- 0	0- 0	0- 0	NEUTRAL	0- 0	0- 0	0- 0				

RPI S	Opponent	Score	RPI S	Opponent	Score	RPI S	Opponent	Score	RPI S	Opponent	Score	Team's RPI: 194
46	A North Carolina St.	52 67	98	A Liberty	53 67	105	A Youngstown St.	53 54	110	A Virginia Tech	40 47	
			98	H Liberty	43 49	122	A UNC Asheville	48 58	122	H UNC Asheville	46 54	
						136	A Xavier	56 63	154	H Davidson	79 68	
						164	H George Mason	66 63	198	A Gardner-Webb	50 54	
						198	H Gardner-Webb	54 51	222	A Presbyterian	64 53	
						244	A High Point	66 71	244	H High Point	54 56	
						280	H Campbell	62 59	297	A Coastal Caro.	49 36	
						297	H Coastal Caro.	61 45	307	A Wofford	70 79	
						313	H Winthrop	66 44	316	A Charleston So.	61 50	
						316	H Charleston So.	55 40	324	A Longwood	79 67	
LAST 12 Division I GAMES:												
122	A UNC Asheville	48 58	244	H High Point	54 56							
316	A Charleston So.	61 50	198	A Gardner-Webb	50 54							
198	H Gardner-Webb	54 51	316	H Charleston So.	55 40							
98	A Liberty	53 67	324	A Longwood	79 67							
297	A Coastal Caro.	49 36	280	H Campbell	62 59							
122	H UNC Asheville	46 54	313	H Winthrop	66 44							

Non-Div I Games: Concord 92 36 Lees-McRae 84 39

Radford

Loss, Non-Conf, S Site, H Home A Away N Neutral

## Rhode Island

Through Games Of Feb. 16, 2016

Average RPI Win:	244	WON-LOST	WINNING	LAST 10	STRENGTH OF	OPP. STRENGTH	TEAM	ADJ.	CONF.	ADJ CONF.
Average RPI Loss:	101	RECORD	PCT. RANK	GAMES	SCHEDULE	OF SCHEDULE	RPI	RPI	RPI	RPI
DIV. I ONLY	11- 13	193	5- 5	193	115	191	191	7	7	
DIV. I NON-CONF.	6- 6	160	0- 0	277	213	222	222	8	8	
TOTALS	RPI 1-25	RPI 26-50	W-L RECORDS	RPI 51-100	RPI 101-150	RPI 150+				
11- 13	0- 3	0- 2	OVERALL	0- 2	1- 1	10- 5				
5- 7	0- 2	0- 1	HOME	0- 2	1- 0	4- 2				
6- 5	0- 1	0- 1	AWAY	0- 0	0- 1	6- 2				
0- 1	0- 0	0- 0	NEUTRAL	0- 0	0- 0	0- 1				
6- 6	0- 1	0- 0	NON-CONFERENCE	0- 1	1- 1	5- 3				
3- 3	0- 1	0- 0	HOME	0- 1	1- 0	2- 1				
3- 2	0- 0	0- 0	AWAY	0- 0	0- 1	3- 1				
0- 1	0- 0	0- 0	NEUTRAL	0- 0	0- 0	0- 1				
5- 7	0- 2	0- 2	CONFERENCE	0- 1	0- 0	5- 2				
2- 4	0- 1	0- 1	HOME	0- 1	0- 0	2- 1				
3- 3	0- 1	0- 1	AWAY	0- 0	0- 0	3- 1				
0- 0	0- 0	0- 0	NEUTRAL	0- 0	0- 0	0- 0				

RPI 1-25				RPI 26-50				RPI 51-100				RPI 101+ Team's RPI: 191			
RPI	S	Opponent	Score	RPI	S	Opponent	Score	RPI	S	Opponent	Score	RPI	S	Opponent	Score
19	H	Syracuse	54 57	27	A	George Washington	52 68	52	H	Dayton	53 67	118	H	Harvard	56 52
21	A	Duquesne	56 61	40	H	St. Bonaventure	56 69	53	H	Albany (NY)	58 67	141	A	Marshall	62 72
21	H	Duquesne	70 79									154	H	Davidson	78 62
												156	N	Hampton	54 59
												164	H	George Mason	65 68
												165	A	Fordham	42 50
												193	A	Brown	63 67
												208	A	Richmond	57 50
												220	H	Columbia	57 56
												232	A	Dartmouth	57 41
												240	A	Massachusetts	80 79
												255	H	Providence	55 64
												282	A	La Salle	72 61
												282	H	La Salle	62 52
												288	A	FIU	68 50
												312	H	UMass Lowell	72 64
												347	A	Boston U.	57 41
LAST 12 Division I GAMES:															
164	H	George Mason	65 68	154	H	Davidson	78 62								
21	A	Duquesne	56 61	282	A	La Salle	72 61								
52	H	Dayton	53 67	21	H	Duquesne	70 79								
282	H	La Salle	62 52	208	A	Richmond	57 50								
165	A	Fordham	42 50	27	A	George Washington	52 68								
240	A	Massachusetts	80 79	40	H	St. Bonaventure	56 69								

Non-Div I Games:

Rhode Island

■ Loss, 
■ Non-Conf, 
■ S Site, 
■ H Home 
■ A Away 
N Neutral

Average RPI Win:	218	WON-LOST	WINNING	LAST 10	STRENGTH OF	OPP. STRENGTH	TEAM	ADJ.	CONF.	ADJ CONF.
Average RPI Loss:	133	RECORD	PCT. RANK	GAMES	SCHEDULE	OF SCHEDULE	RPI	RPI	RPI	RPI
DIV. I ONLY	5- 18	305	3- 7	78	157	243	243	12	12	
DIV. I NON-CONF.	1- 10	330	0- 0	101	202	272	272	10	10	
TOTALS	RPI 1-25	RPI 26-50	W-L RECORDS	RPI 51-100	RPI 101-150	RPI 150+				
5- 18	0- 3	0- 2	OVERALL	0- 2	0- 3	5- 8				
3- 9	0- 1	0- 1	HOME	0- 2	0- 2	3- 3				
2- 9	0- 2	0- 1	AWAY	0- 0	0- 1	2- 5				
0- 0	0- 0	0- 0	NEUTRAL	0- 0	0- 0	0- 0				
1- 10	0- 3	0- 0	NON-CONFERENCE	0- 0	0- 1	1- 6				
0- 5	0- 1	0- 0	HOME	0- 0	0- 1	0- 3				
1- 5	0- 2	0- 0	AWAY	0- 0	0- 0	1- 3				
0- 0	0- 0	0- 0	NEUTRAL	0- 0	0- 0	0- 0				
4- 8	0- 0	0- 2	CONFERENCE	0- 2	0- 2	4- 2				
3- 4	0- 0	0- 1	HOME	0- 2	0- 1	3- 0				
1- 4	0- 0	0- 1	AWAY	0- 0	0- 1	1- 2				
0- 0	0- 0	0- 0	NEUTRAL	0- 0	0- 0	0- 0				

RPI 1-25				RPI 26-50				RPI 51-100				RPI 101+ Team's RPI: 243			
RPI	S	Opponent	Score	RPI	S	Opponent	Score	RPI	S	Opponent	Score	RPI	S	Opponent	Score
4	A	Baylor	38 89	31	H	UTEP	54 60	72	H	Middle Tenn.	60 61	118	H	Harvard	61 67
8	H	Texas	47 70	50	A	Western Ky.	49 52	94	H	Charlotte	58 69	141	A	Marshall	52 81
18	A	Kentucky	39 72									143	H	UAB	55 64
												151	A	Southern Miss.	62 68
												161	H	Old Dominion	68 46
												167	H	Loyola Chicago	50 57
												168	A	McNeese St.	53 61
												176	A	Louisiana Tech	61 63
												224	A	North Texas	79 73
												224	H	North Texas	100 97
												233	A	Stephen F. Austin	45 59
												237	A	Sam Houston St.	58 46
												238	H	Texas Southern	66 69
												246	H	UTSA	49 48
												261	H	Houston	59 62
												325	A	A&M-Corpus Christi	55 60
LAST 12 Division I GAMES:															
161	H	Old Dominion	68 46	143	H	UAB	55 64								
94	H	Charlotte	58 69	141	A	Marshall	52 81								
151	A	Southern Miss.	62 68	50	A	Western Ky.	49 52								
176	A	Louisiana Tech	61 63	224	H	North Texas	100 97								
224	A	North Texas	79 73	246	H	UTSA	49 48								
72	H	Middle Tenn.	60 61	31	H	UTEP	54 60								

Non-Div I Games:

Rice

■ Loss, 
 ■ Non-Conf, 
 ■ S Site, 
 ■ H Home 
 ■ A Away 
 N Neutral

Average RPI Win:	235	WON-LOST	WINNING	LAST 10	STRENGTH OF	OPP. STRENGTH	TEAM	ADJ.	CONF.	ADJ CONF.
Average RPI Loss:	103	RECORD	PCT. RANK	GAMES	SCHEDULE	OF SCHEDULE	RPI	RPI	RPI	RPI
DIV. I ONLY	10- 15	230	2- 8	157	96	208	208	7	7	
DIV. I NON-CONF.	7- 6	156	0- 0	284	146	213	213	8	8	
TOTALS	RPI 1-25	RPI 26-50	W-L RECORDS	RPI 51-100	RPI 101-150	RPI 150+				
10- 15	0- 1	0- 3	OVERALL	0- 5	1- 2	9- 4				
5- 7	0- 1	0- 2	HOME	0- 1	1- 0	4- 3				
3- 7	0- 0	0- 1	AWAY	0- 3	0- 2	3- 1				
2- 1	0- 0	0- 0	NEUTRAL	0- 1	0- 0	2- 0				
7- 6	0- 0	0- 1	NON-CONFERENCE	0- 2	0- 1	7- 2				
4- 2	0- 0	0- 1	HOME	0- 0	0- 0	4- 1				
1- 3	0- 0	0- 0	AWAY	0- 1	0- 1	1- 1				
2- 1	0- 0	0- 0	NEUTRAL	0- 1	0- 0	2- 0				
3- 9	0- 1	0- 2	CONFERENCE	0- 3	1- 1	2- 2				
1- 5	0- 1	0- 1	HOME	0- 1	1- 0	0- 2				
2- 4	0- 0	0- 1	AWAY	0- 2	0- 1	2- 0				
0- 0	0- 0	0- 0	NEUTRAL	0- 0	0- 0	0- 0				

RPI	S	Opponent	Score	RPI	S	Opponent	Score	RPI	S	Opponent	Score	RPI	S	Opponent	Score	Team's RPI: 208
21	H	Duquesne	44 65	27	H	George Washington	47 62	52	H	Dayton	48 60	103	A	VCU	42 53	
				35	H	James Madison	47 73	74	A	Saint Louis	48 73	103	H	VCU	62 50	
				40	A	St. Bonaventure	43 66	82	N	Marquette	80 98	114	A	Wake Forest	33 43	
								87	A	Saint Joseph's	53 64	154	H	Davidson	59 67	
								95	A	Virginia	51 71	161	H	Old Dominion	62 57	
												191	H	Rhode Island	50 57	
												201	H	Eastern Ky.	81 62	
												216	H	Furman	62 69	
												217	H	William & Mary	56 50	
												240	A	Massachusetts	74 68	
												255	A	Providence	57 50	
												257	A	Appalachian St.	59 73	
												262	H	UNCW	63 53	
												282	A	La Salle	60 43	
												295	N	Wichita St.	63 50	
												331	N	Lafayette	54 46	
LAST 12 Division I GAMES:																
103	H	VCU	62 50	103	A	VCU	42 53									
154	H	Davidson	59 67	240	A	Massachusetts	74 68									
27	H	George Washington	47 62	87	A	Saint Joseph's	53 64									
74	A	Saint Louis	48 73	191	H	Rhode Island	50 57									
40	A	St. Bonaventure	43 66	52	H	Dayton	48 60									
21	H	Duquesne	44 65	282	A	La Salle	60 43									

Non-Div I Games:

Richmond

  Loss, 
  Non-Conf, 
  S Site, 
  H Home 
  A Away 
N Neutral

Average RPI Win:	282	WON-LOST	WINNING	LAST 10	STRENGTH OF	OPP. STRENGTH	TEAM	ADJ.	CONF.	ADJ CONF.
Average RPI Loss:	168	RECORD	PCT. RANK	GAMES	SCHEDULE	OF SCHEDULE	RPI	RPI	RPI	RPI
DIV. I ONLY	6- 19	296	3- 7	182	280	286	286	23	23	
DIV. I NON-CONF.	3- 6	234	0- 0	72	308	197	197	24	24	
TOTALS	RPI 1-25	RPI 26-50	W-L RECORDS	RPI 51-100	RPI 101-150	RPI 150+				
6- 19	0- 0	0- 1	OVERALL	0- 2	0- 4	6- 12				
3- 8	0- 0	0- 1	HOME	0- 0	0- 1	3- 6				
3- 9	0- 0	0- 0	AWAY	0- 1	0- 3	3- 5				
0- 2	0- 0	0- 0	NEUTRAL	0- 1	0- 0	0- 1				
3- 6	0- 0	0- 1	NON-CONFERENCE	0- 2	0- 1	3- 2				
2- 1	0- 0	0- 1	HOME	0- 0	0- 0	2- 0				
1- 3	0- 0	0- 0	AWAY	0- 1	0- 1	1- 1				
0- 2	0- 0	0- 0	NEUTRAL	0- 1	0- 0	0- 1				
3- 13	0- 0	0- 0	CONFERENCE	0- 0	0- 3	3- 10				
1- 7	0- 0	0- 0	HOME	0- 0	0- 1	1- 6				
2- 6	0- 0	0- 0	AWAY	0- 0	0- 2	2- 4				
0- 0	0- 0	0- 0	NEUTRAL	0- 0	0- 0	0- 0				

RPI 1-25				RPI 26-50				RPI 51-100				RPI 101+				Team's RPI: 286	
RPI	S	Opponent	Score	RPI	S	Opponent	Score	RPI	S	Opponent	Score	RPI	S	Opponent	Score		
				38	H	Princeton	59 78	68	N	Central Mich.	58 76	107	A	Quinnipiac	51 64		
								71	A	Army West Point	42 57	111	A	Iona	46 59		
												111	H	Iona	48 67		
												128	A	Pittsburgh	44 75		
												170	A	UMBC	53 58		
												170	N	UMBC	58 67		
												182	A	Marist	54 66		
												182	H	Marist	56 74		
												203	A	Canisius	49 60		
												203	H	Canisius	64 73		
												213	A	Fairfield	56 63		
												213	H	Fairfield	39 55		
												214	H	Lehigh	61 60		
												218	A	Siena	45 66		
												218	H	Siena	70 58		
												227	H	Manhattan	70 74		
												274	H	Monmouth	75 87		
												284	H	Towson	78 72		
												304	A	Niagara	76 72		
												304	H	Niagara	57 67		
												333	A	Saint Peter's	68 67		
												340	A	St. Francis Brooklyn	71 59		
LAST 12 Division I GAMES:																	
				304	A	Niagara	76 72	227	H	Manhattan	70 74						
				203	A	Canisius	49 60	274	H	Monmouth	75 87						
				333	A	Saint Peter's	68 67	218	H	Siena	70 58						
				111	H	Iona	48 67	213	H	Fairfield	39 55						
				182	H	Marist	56 74	304	H	Niagara	57 67						
				213	A	Fairfield	56 63	218	A	Siena	45 66						

Non-Div I Games:

Rider

■ Loss, 
 ■ Non-Conf, 
 ■ S Site, 
 ■ H Home 
 ■ A Away 
 N Neutral

Average RPI Win:	281	WON-LOST	WINNING	LAST 10	STRENGTH OF	OPP. STRENGTH	TEAM	ADJ.	CONF.	ADJ CONF.
Average RPI Loss:	187	RECORD	PCT. RANK	GAMES	SCHEDULE	OF SCHEDULE	RPI	RPI	RPI	RPI
DIV. I ONLY	13- 11	148	4- 6	290	333	197	197	30	30	
DIV. I NON-CONF.	5- 5	160	0- 0	195	131	138	138	32	32	
TOTALS	RPI 1-25	RPI 26-50	W-L RECORDS	RPI 51-100	RPI 101-150	RPI 150+				
13- 11	0- 1	0- 0	OVERALL	0- 2	0- 1	13- 7				
7- 2	0- 0	0- 0	HOME	0- 0	0- 0	7- 2				
6- 9	0- 0	0- 0	AWAY	0- 0	0- 0	6- 0				
0- 0	0- 0	0- 0	NEUTRAL	0- 0	0- 0	0- 0				
5- 5	0- 1	0- 0	NON-CONFERENCE	0- 2	0- 1	5- 1				
2- 1	0- 0	0- 0	HOME	0- 0	0- 0	2- 1				
3- 4	0- 1	0- 0	AWAY	0- 2	0- 1	3- 0				
0- 0	0- 0	0- 0	NEUTRAL	0- 0	0- 0	0- 0				
8- 6	0- 0	0- 0	CONFERENCE	0- 0	0- 0	8- 6				
5- 1	0- 0	0- 0	HOME	0- 0	0- 0	5- 1				
3- 5	0- 0	0- 0	AWAY	0- 0	0- 0	3- 5				
0- 0	0- 0	0- 0	NEUTRAL	0- 0	0- 0	0- 0				

RPI 1-25				RPI 26-50				RPI 51-100				RPI 101+ Team's RPI: 197			
RPI	S	Opponent	Score	RPI	S	Opponent	Score	RPI	S	Opponent	Score	RPI	S	Opponent	Score
22	A	Florida	52 79					57	A	Iowa	50 69	105	A	Youngstown St.	46 55
								94	A	Charlotte	73 94	155	H	Northern Ky.	70 72
												173	H	Delaware	53 50
												225	H	Morgan St.	76 44
												235	A	Bryant	65 71
												235	H	Bryant	55 53
												236	A	Sacred Heart	52 62
												236	H	Sacred Heart	78 63
												263	A	Saint Francis (PA)	54 62
												266	A	Central Conn. St.	39 48
												266	H	Central Conn. St.	72 55
												274	A	Monmouth	60 47
												277	A	Ga. Southern	64 49
												282	A	La Salle	76 45
												311	A	Fairleigh Dickinson	52 60
												311	H	Fairleigh Dickinson	68 83
												323	A	LIU Brooklyn	52 49
												338	A	Mt. St. Mary's	74 67
												338	H	Mt. St. Mary's	61 56
												340	A	St. Francis Brooklyn	62 53
												344	H	Wagner	64 44
LAST 12 Division I GAMES:															
236	A	Sacred Heart	52 62	266	A	Central Conn. St.	39 48								
311	A	Fairleigh Dickinson	52 60	235	A	Bryant	65 71								
266	H	Central Conn. St.	72 55	338	H	Mt. St. Mary's	61 56								
235	H	Bryant	55 53	311	H	Fairleigh Dickinson	68 83								
338	A	Mt. St. Mary's	74 67	323	A	LIU Brooklyn	52 49								
263	A	Saint Francis (PA)	54 62	340	A	St. Francis Brooklyn	62 53								

Non-Div I Games: West Va. Wesleyan 124 59

Robert Morris

■ Loss, 
 ■ Non-Conf, 
 ■ S Site, 
 ■ Home 
 ■ A Away 
 N Neutral

Average RPI Win:	116	WON-LOST	WINNING	LAST 10	STRENGTH OF	OPP. STRENGTH	TEAM	ADJ.	CONF.	ADJ CONF.
Average RPI Loss:	38	RECORD	PCT. RANK	GAMES	SCHEDULE	OF SCHEDULE	RPI	RPI	RPI	RPI
DIV. I ONLY	16- 10	103	5- 5	26	11	41	41	4	4	
DIV. I NON-CONF.	9- 3	69	0- 0	27	6	17	17	3	3	
TOTALS	RPI 1-25	RPI 26-50	W-L RECORDS	RPI 51-100	RPI 101-150	RPI 150+				
16- 10	1- 3	0- 4	OVERALL	7- 3	4- 0	4- 0				
10- 2	0- 1	0- 1	HOME	4- 0	3- 0	3- 0				
3- 8	0- 2	0- 3	AWAY	1- 3	1- 0	1- 0				
3- 0	1- 0	0- 0	NEUTRAL	2- 0	0- 0	0- 0				
9- 3	1- 1	0- 2	NON-CONFERENCE	4- 0	3- 0	1- 0				
5- 1	0- 0	0- 1	HOME	1- 0	3- 0	1- 0				
1- 2	0- 1	0- 1	AWAY	1- 0	0- 0	0- 0				
3- 0	1- 0	0- 0	NEUTRAL	2- 0	0- 0	0- 0				
7- 7	0- 2	0- 2	CONFERENCE	3- 3	1- 0	3- 0				
5- 1	0- 1	0- 0	HOME	3- 0	0- 0	2- 0				
2- 6	0- 1	0- 2	AWAY	0- 3	1- 0	1- 0				
0- 0	0- 0	0- 0	NEUTRAL	0- 0	0- 0	0- 0				

RPI 1-25				RPI 26-50				Team's RPI: 41	RPI 51-100				RPI 101+			
RPI	S	Opponent	Score	RPI	S	Opponent	Score		RPI	S	Opponent	Score	RPI	S	Opponent	Score
5	A	Ohio St.	78 90	32	A	Michigan St.	48 59		57	A	Iowa	65 69	111	H	Iona	58 33
5	H	Ohio St.	58 67	34	A	Seton Hall	49 77		64	H	Temple	61 51	125	H	LSU	69 57
13	A	Florida St.	43 65	42	H	St. John's (NY)	62 69		69	A	Nebraska	54 65	130	A	Penn St.	74 62
23	N	Green Bay	54 43	47	A	Indiana	48 64		69	H	Nebraska	66 56	131	H	Arkansas	60 40
									76	A	Minnesota	72 85	153	H	Wisconsin	61 41
									76	H	Minnesota	66 55	163	A	Illinois	63 56
									80	N	Tulane	75 51	163	H	Illinois	67 54
									87	A	Saint Joseph's	78 65	301	H	Savannah St.	65 26
									91	H	Northwestern	61 59				
									95	N	Virginia	60 48				
LAST 12 Division I GAMES:																
163	A	Illinois	63 56	5	H	Ohio St.	58 67									
91	H	Northwestern	61 59	32	A	Michigan St.	48 59									
130	A	Penn St.	74 62	69	A	Nebraska	54 65									
76	A	Minnesota	72 85	163	H	Illinois	67 54									
69	H	Nebraska	66 56	5	A	Ohio St.	78 90									
47	A	Indiana	48 64	153	H	Wisconsin	61 41									

Non-Div I Games:

Rutgers

■ Loss, 
 ■ Non-Conf, 
 ■ S Site, 
 ■ H Home 
 ■ A Away 
 N Neutral



S  
I  
U  
E

SIUE				Through Games Of Feb. 16, 2016						
Average RPI Win:	247	WON-LOST	WINNING	LAST 10	STRENGTH OF	OPP. STRENGTH	TEAM	ADJ.	CONF.	ADJ CONF.
Average RPI Loss:	154	RECORD	PCT. RANK	GAMES	SCHEDULE	OF SCHEDULE	RPI	RPI	RPI	RPI
DIV. I ONLY		14- 11	138	7- 3	210	269	166	166	24	24
DIV. I NON-CONF.		5- 8	209	0- 0	112	287	175	175	23	23
<hr/>										
TOTALS	RPI 1-25		RPI 26-50		W-L RECORDS		RPI 51-100		RPI 101-150	RPI 150+
14- 11	0- 1		0- 1		OVERALL		1- 2		1- 2	12- 5
8- 3	0- 0		0- 0		HOME		1- 1		1- 1	6- 1
6- 7	0- 1		0- 1		AWAY		0- 1		0- 1	6- 3
0- 1	0- 0		0- 0		NEUTRAL		0- 0		0- 0	0- 1
<hr/>										
5- 8	0- 1		0- 1		NON-CONFERENCE		1- 1		0- 2	4- 3
3- 1	0- 0		0- 0		HOME		1- 0		0- 1	2- 0
2- 6	0- 1		0- 1		AWAY		0- 1		0- 1	2- 2
0- 1	0- 0		0- 0		NEUTRAL		0- 0		0- 0	0- 1
<hr/>										
9- 3	0- 0		0- 0		CONFERENCE		0- 1		1- 0	8- 2
5- 2	0- 0		0- 0		HOME		0- 1		1- 0	4- 1
4- 1	0- 0		0- 0		AWAY		0- 0		0- 0	4- 1
0- 0	0- 0		0- 0		NEUTRAL		0- 0		0- 0	0- 0

S  
I  
U  
E

RPI 1-25				RPI 26-50				RPI 51-100				RPI 101+ Team's RPI: 166			
RPI	S	Opponent	Score	RPI	S	Opponent	Score	RPI	S	Opponent	Score	RPI	S	Opponent	Score
17	A	Oklahoma St.	61 86	33	A	Missouri	46 75	68	A	Central Mich.	65 78	104	H	Belmont	73 60
								74	H	Saint Louis	71 64	116	H	IUPUI	67 85
								96	H	UT Martin	79 85	145	A	Southern Ill.	57 71
												201	H	Eastern Ky.	89 74
												202	H	Southeast Mo. St.	80 73
												226	A	Western Ill.	74 78
												230	A	Valparaiso	56 69
												233	N	Stephen F. Austin	74 82
												258	H	Northern Ill.	93 67
												265	A	Tennessee St.	61 73
												268	A	Austin Peay	72 61
												269	A	Murray St.	64 61
												269	H	Murray St.	76 79
												275	A	Tennessee Tech	83 68
												276	H	Omaha	90 86
												281	A	Jacksonville St.	62 57
												298	A	UMKC	63 58
												300	H	Morehead St.	90 81
												314	A	Illinois St.	65 57
												336	H	Eastern Ill.	87 75
LAST 12 Division I GAMES:															
269	H	Murray St.	76 79	201	H	Eastern Ky.	89 74								
96	H	UT Martin	79 85	300	H	Morehead St.	90 81								
336	H	Eastern Ill.	87 75	265	A	Tennessee St.	61 73								
268	A	Austin Peay	72 61	104	H	Belmont	73 60								
269	A	Murray St.	64 61	275	A	Tennessee Tech	83 68								
202	H	Southeast Mo. St.	80 73	281	A	Jacksonville St.	62 57								

Non-Div I Games:

SIUE

SMU				STRENGTH OF SCHEDULE	OPP. STRENGTH OF SCHEDULE	TEAM RPI	ADJ. RPI	CONF. RPI	ADJ CONF. RPI
Average RPI Win:	188	WON-LOST RECORD	WINNING PCT. RANK						
Average RPI Loss:	80		LAST 10 GAMES						
DIV. I ONLY	11- 13	193	5- 5	93	50	159	159	9	9
DIV. I NON-CONF.	5- 6	180	0- 0	163	15	192	192	7	7
-----									
TOTALS	RPI 1-25	RPI 26-50	W-L RECORDS	RPI 51-100	RPI 101-150	RPI 150+			
11- 13	0- 4	0- 2	OVERALL	1- 4	3- 0	7- 3			
7- 6	0- 2	0- 1	HOME	1- 2	2- 0	4- 1			
2- 6	0- 1	0- 1	AWAY	0- 2	0- 0	2- 2			
2- 1	0- 1	0- 0	NEUTRAL	0- 0	1- 0	1- 0			
5- 6	0- 3	0- 0	NON-CONFERENCE	0- 1	2- 0	3- 2			
3- 3	0- 1	0- 0	HOME	0- 1	1- 0	2- 1			
0- 2	0- 1	0- 0	AWAY	0- 0	0- 0	0- 1			
2- 1	0- 1	0- 0	NEUTRAL	0- 0	1- 0	1- 0			
6- 7	0- 1	0- 2	CONFERENCE	1- 3	1- 0	4- 1			
4- 3	0- 1	0- 1	HOME	1- 1	1- 0	2- 0			
2- 4	0- 0	0- 1	AWAY	0- 2	0- 0	2- 1			
0- 0	0- 0	0- 0	NEUTRAL	0- 0	0- 0	0- 0			

RPI 1-25				RPI 26-50				RPI 51-100				RPI 101+ Team's RPI: 159			
RPI	S	Opponent	Score	RPI	S	Opponent	Score	RPI	S	Opponent	Score	RPI	S	Opponent	Score
2	H	UConn	37 90	44	A	South Fla.	56 83	64	A	Temple	35 55	109	H	Memphis	58 49
7	H	Arizona St.	57 64	44	H	South Fla.	48 66	64	H	Temple	69 67	112	N	Arizona	58 46
14	A	Texas A&M	55 67					80	A	Tulane	64 76	124	H	Northwestern St.	74 36
25	N	Mississippi St.	70 72					80	H	Tulane	42 54	175	H	East Carolina	74 67
								92	H	TCU	79 89	183	A	Tulsa	54 56
												186	H	New Mexico	58 63
												196	H	Kansas	73 64
												198	N	Gardner-Webb	69 61
												219	A	Cincinnati	73 55
												224	A	North Texas	57 60
												261	A	Houston	50 48
												272	H	UCF	65 50
												337	H	Cal St. Fullerton	74 53
LAST 12 Division I GAMES:															
80	A	Tulane	64 76	2	H	UConn	37 90								
175	H	East Carolina	74 67	80	H	Tulane	42 54								
272	H	UCF	65 50	109	H	Memphis	58 49								
64	A	Temple	35 55	261	A	Houston	50 48								
44	H	South Fla.	48 66	44	A	South Fla.	56 83								
219	A	Cincinnati	73 55	64	H	Temple	69 67								

Non-Div I Games:

SMU

■ Loss, 
 ■ Non-Conf, 
 ■ S Site, 
 ■ Home 
 ■ A Away 
 N Neutral

Average RPI Win:	248	WON-LOST	WINNING	LAST 10	STRENGTH OF	OPP. STRENGTH	TEAM	ADJ.	CONF.	ADJ CONF.
Average RPI Loss:	135	RECORD	PCT. RANK	GAMES	SCHEDULE	OF SCHEDULE	RPI	RPI	RPI	RPI
DIV. I ONLY	9- 14	238	5- 5	85	304	188	188	20	20	
DIV. I NON-CONF.	3- 8	258	0- 0	105	148	207	207	21	21	
TOTALS	RPI 1-25	RPI 26-50	W-L RECORDS	RPI 51-100	RPI 101-150	RPI 150+				
9- 14	0- 1	0- 0	OVERALL	0- 3	0- 3	9- 7				
5- 6	0- 1	0- 0	HOME	0- 1	0- 2	5- 2				
4- 7	0- 0	0- 0	AWAY	0- 1	0- 1	4- 5				
0- 1	0- 0	0- 0	NEUTRAL	0- 1	0- 0	0- 0				
3- 8	0- 1	0- 0	NON-CONFERENCE	0- 3	0- 2	3- 2				
1- 3	0- 1	0- 0	HOME	0- 1	0- 1	1- 0				
2- 4	0- 0	0- 0	AWAY	0- 1	0- 1	2- 2				
0- 1	0- 0	0- 0	NEUTRAL	0- 1	0- 0	0- 0				
6- 6	0- 0	0- 0	CONFERENCE	0- 0	0- 1	6- 5				
4- 3	0- 0	0- 0	HOME	0- 0	0- 1	4- 2				
2- 3	0- 0	0- 0	AWAY	0- 0	0- 0	2- 3				
0- 0	0- 0	0- 0	NEUTRAL	0- 0	0- 0	0- 0				

RPI 1-25				RPI 26-50				RPI 51-100				RPI 101+ Team's RPI: 188			
RPI	S	Opponent	Score	RPI	S	Opponent	Score	RPI	S	Opponent	Score	RPI	S	Opponent	Score
10	H	UCLA	76 109					54	N	Villanova	54 78	101	A	New Mexico St.	77 80
								78	A	California	99 117	127	H	Hawaii	72 74
								99	H	San Francisco	94 95	132	H	Idaho	88 98
												160	A	Montana St.	99 116
												160	H	Montana St.	79 80
												174	H	Eastern Wash.	83 100
												186	A	New Mexico	71 84
												189	A	UC Davis	92 77
												192	A	Weber St.	66 77
												192	H	Weber St.	87 64
												200	A	Cal Poly	72 97
												210	A	Montana	83 90
												210	H	Montana	83 75
												215	A	Utah St.	95 86
												223	A	Idaho St.	68 59
												223	H	Idaho St.	83 62
												322	A	Portland St.	126 78
												322	H	Portland St.	132 91
												332	H	UC Irvine	126 78
LAST 12 Division I GAMES:															
223	H	Idaho St.	83 62	322	A	Portland St.	126 78								
192	H	Weber St.	87 64	192	A	Weber St.	66 77								
160	A	Montana St.	99 116	223	A	Idaho St.	68 59								
210	A	Montana	83 90	210	H	Montana	83 75								
174	H	Eastern Wash.	83 100	160	H	Montana St.	79 80								
132	H	Idaho	88 98	322	H	Portland St.	132 91								

Non-Div I Games:

Sacramento St.

■ Loss, 
 ■ Non-Conf, 
 ■ S Site, 
 ■ Home 
 ■ A Away 
 N Neutral



Average RPI Win:	307	WON-LOST	WINNING	LAST 10	STRENGTH OF	OPP. STRENGTH	TEAM	ADJ.	CONF.	ADJ CONF.
Average RPI Loss:	188	RECORD	PCT. RANK	GAMES	SCHEDULE	OF SCHEDULE	RPI	RPI	RPI	RPI
DIV. I ONLY	10- 14	224	6- 4	291	336	263	263	30	30	
DIV. I NON-CONF.	1- 9	325	0- 0	149	147	304	304	32	32	
TOTALS	RPI 1-25	RPI 26-50	W-L RECORDS	RPI 51-100	RPI 101-150	RPI 150+				
10- 14	0- 1	0- 1	OVERALL	0- 0	0- 2	10- 10				
6- 3	0- 0	0- 0	HOME	0- 0	0- 1	6- 2				
4- 10	0- 1	0- 1	AWAY	0- 0	0- 1	4- 7				
0- 1	0- 0	0- 0	NEUTRAL	0- 0	0- 0	0- 1				
1- 9	0- 1	0- 1	NON-CONFERENCE	0- 0	0- 2	1- 5				
1- 1	0- 0	0- 0	HOME	0- 0	0- 1	1- 0				
0- 7	0- 1	0- 1	AWAY	0- 0	0- 1	0- 4				
0- 1	0- 0	0- 0	NEUTRAL	0- 0	0- 0	0- 1				
9- 5	0- 0	0- 0	CONFERENCE	0- 0	0- 0	9- 5				
5- 2	0- 0	0- 0	HOME	0- 0	0- 0	5- 2				
4- 3	0- 0	0- 0	AWAY	0- 0	0- 0	4- 3				
0- 0	0- 0	0- 0	NEUTRAL	0- 0	0- 0	0- 0				

RPI 1-25				RPI 26-50				RPI 51-100				RPI 101+ Team's RPI: 263			
RPI	S	Opponent	Score	RPI	S	Opponent	Score	RPI	S	Opponent	Score	RPI	S	Opponent	Score
22	A	Florida	65 122	28	A	Ohio	65 91					128	H	Pittsburgh	59 74
												141	A	Marshall	73 81
												152	A	Cornell	69 75
												197	H	Robert Morris	62 54
												201	N	Eastern Ky.	82 88
												203	A	Canisius	52 77
												219	A	Cincinnati	86 93
												220	A	Columbia	78 82
												235	A	Bryant	72 84
												235	H	Bryant	85 72
												236	H	Sacred Heart	77 81
												266	A	Central Conn. St.	51 66
												266	H	Central Conn. St.	59 79
												297	H	Coastal Caro.	106 74
												311	A	Fairleigh Dickinson	72 73
												311	H	Fairleigh Dickinson	87 67
												323	A	LIU Brooklyn	84 75
												338	A	Mt. St. Mary's	73 64
												338	H	Mt. St. Mary's	87 57
												340	A	St. Francis Brooklyn	83 76
												344	A	Wagner	87 74
												344	H	Wagner	93 78
LAST 12 Division I GAMES:															
344	A	Wagner	87 74	235	A	Bryant	72 84								
338	A	Mt. St. Mary's	73 64	266	A	Central Conn. St.	51 66								
235	H	Bryant	85 72	311	H	Fairleigh Dickinson	87 67								
266	H	Central Conn. St.	59 79	338	H	Mt. St. Mary's	87 57								
311	A	Fairleigh Dickinson	72 73	340	A	St. Francis Brooklyn	83 76								
197	H	Robert Morris	62 54	323	A	LIU Brooklyn	84 75								

Non-Div I Games: Pitt.-Johnstown 82 78

Saint Francis (PA)

■ Loss, 
 ■ Non-Conf, 
 ■ S Site, 
 ■ Home 
 ■ A Away 
 N Neutral

## Saint Joseph's

Through Games Of Feb. 16, 2016

Average RPI Win:	149	WON-LOST	WINNING	LAST 10	STRENGTH OF	OPP. STRENGTH	TEAM	ADJ.	CONF.	ADJ CONF.
Average RPI Loss:	65	RECORD	PCT. RANK	GAMES	SCHEDULE	OF SCHEDULE	RPI	RPI	RPI	RPI
DIV. I ONLY	11- 13	193	4- 6	7	79	87	87	7	7	
DIV. I NON-CONF.	6- 6	160	0- 0	3	41	52	52	8	8	
TOTALS	RPI 1-25	RPI 26-50	W-L RECORDS	RPI 51-100	RPI 101-150	RPI 150+				
11- 13	0- 2	1- 4	OVERALL	3- 4	1- 1	6- 2				
7- 7	0- 1	1- 3	HOME	2- 2	0- 1	4- 0				
4- 6	0- 1	0- 1	AWAY	1- 2	1- 0	2- 2				
0- 0	0- 0	0- 0	NEUTRAL	0- 0	0- 0	0- 0				
6- 6	0- 1	1- 2	NON-CONFERENCE	3- 2	0- 1	2- 0				
4- 4	0- 1	1- 2	HOME	2- 0	0- 1	1- 0				
2- 2	0- 0	0- 0	AWAY	1- 2	0- 0	1- 0				
0- 0	0- 0	0- 0	NEUTRAL	0- 0	0- 0	0- 0				
5- 7	0- 1	0- 2	CONFERENCE	0- 2	1- 0	4- 2				
3- 3	0- 0	0- 1	HOME	0- 2	0- 0	3- 0				
2- 4	0- 1	0- 1	AWAY	0- 0	1- 0	1- 2				
0- 0	0- 0	0- 0	NEUTRAL	0- 0	0- 0	0- 0				

RPI 1-25				RPI 26-50				RPI 51-100 Team's RPI: 87				RPI 101+			
RPI	S	Opponent	Score	RPI	S	Opponent	Score	RPI	S	Opponent	Score	RPI	S	Opponent	Score
1	H	Notre Dame	55 91	27	H	George Washington	45 70	52	H	Dayton	61 71	103	A	VCU	66 63
21	A	Duquesne	59 73	34	H	Seton Hall	54 66	54	A	Villanova	49 55	111	H	Iona	75 81
				36	H	Penn	50 46	64	A	Temple	70 67	164	A	George Mason	41 55
				40	A	St. Bonaventure	51 65	66	A	Hofstra	62 75	165	A	Fordham	40 47
				41	H	Rutgers	65 78	68	H	Central Mich.	76 66	165	H	Fordham	61 51
								74	H	Saint Louis	66 77	170	H	UMBC	104 45
								89	H	Drexel	53 46	208	H	Richmond	64 53
												214	A	Lehigh	63 62
												240	A	Massachusetts	62 58
												282	H	La Salle	64 55
LAST 12 Division I GAMES:															
21	A	Duquesne	59 73	74	H	Saint Louis	66 77								
165	H	Fordham	61 51	165	A	Fordham	40 47								
164	A	George Mason	41 55	208	H	Richmond	64 53								
282	H	La Salle	64 55	103	A	VCU	66 63								
40	A	St. Bonaventure	51 65	240	A	Massachusetts	62 58								
52	H	Dayton	61 71	27	H	George Washington	45 70								

Non-Div I Games:

Saint Joseph's

■ Loss, 
 ■ Non-Conf, 
 ■ S Site, 
 ■ H Home 
 ■ A Away 
 N Neutral

## Saint Louis

Through Games Of Feb. 16, 2016

Average RPI Win:	198	WON-LOST	WINNING	LAST 10	STRENGTH OF	OPP. STRENGTH	TEAM	ADJ.	CONF.	ADJ CONF.
Average RPI Loss:	93	RECORD	PCT. RANK	GAMES	SCHEDULE	OF SCHEDULE	RPI	RPI	RPI	RPI
DIV. I ONLY	18- 6	47	8- 2	202	123	74	74	7	7	
DIV. I NON-CONF.	9- 3	69	0- 0	257	279	99	99	8	8	
TOTALS	RPI 1-25	RPI 26-50	W-L RECORDS	RPI 51-100	RPI 101-150	RPI 150+				
18- 6	0- 0	0- 2	OVERALL	2- 2	3- 0	13- 2				
9- 1	0- 0	0- 0	HOME	1- 0	0- 0	8- 1				
8- 5	0- 0	0- 2	AWAY	1- 2	3- 0	4- 1				
1- 0	0- 0	0- 0	NEUTRAL	0- 0	0- 0	1- 0				
9- 3	0- 0	0- 0	NON-CONFERENCE	0- 2	2- 0	7- 1				
4- 0	0- 0	0- 0	HOME	0- 0	0- 0	4- 0				
4- 3	0- 0	0- 0	AWAY	0- 2	2- 0	2- 1				
1- 0	0- 0	0- 0	NEUTRAL	0- 0	0- 0	1- 0				
9- 3	0- 0	0- 2	CONFERENCE	2- 0	1- 0	6- 1				
5- 1	0- 0	0- 0	HOME	1- 0	0- 0	4- 1				
4- 2	0- 0	0- 2	AWAY	1- 0	1- 0	2- 0				
0- 0	0- 0	0- 0	NEUTRAL	0- 0	0- 0	0- 0				

RPI 1-25			RPI 26-50			RPI 51-100			Team's RPI: 74			RPI 101+			
RPI	S	Opponent	Score	RPI	S	Opponent	Score	RPI	S	Opponent	Score	RPI	S	Opponent	Score
27	A	George Washington	80 89	27	A	George Washington	80 89	52	H	Dayton	70 56	103	A	VCU	77 72
40	A	St. Bonaventure	59 80	40	A	St. Bonaventure	59 80	80	A	Tulane	58 66	109	A	Memphis	63 57
								81	A	Ball St.	70 79	120	A	Mercer	68 60
								87	A	Saint Joseph's	77 66	154	A	Davidson	79 50
												154	H	Davidson	88 51
												164	A	George Mason	61 50
												164	H	George Mason	63 73
												166	A	SIUE	64 71
												183	H	Tulsa	82 73
												202	H	Southeast Mo. St.	67 52
												208	H	Richmond	73 48
												231	A	Indiana St.	62 52
												240	H	Massachusetts	69 49
												282	H	La Salle	79 70
												294	N	Cleveland St.	76 65
												302	H	Bradley	75 58
												336	H	Eastern Ill.	78 47
												345	A	Alabama A&M	91 60
LAST 12 Division I GAMES:															
154	H	Davidson	88 51	87	A	Saint Joseph's	77 66	52	H	Dayton	70 56	240	H	Massachusetts	69 49
40	A	St. Bonaventure	59 80	154	A	Davidson	79 50	103	A	VCU	77 72	164	H	George Mason	63 73
208	H	Richmond	73 48	103	A	VCU	77 72	164	H	George Mason	63 73				
27	A	George Washington	80 89												
164	A	George Mason	61 50												
282	H	La Salle	79 70												

Non-Div I Games: Mo.-St. Louis 67 31

Saint Louis

■ Loss, 
 ■ Non-Conf, 
 ■ S Site, 
 ■ Home 
 ■ A Away 
 N Neutral

## Saint Peter's

Through Games Of Feb. 16, 2016

Average RPI Win:	255	WON-LOST	WINNING	LAST 10	STRENGTH OF	OPP. STRENGTH	TEAM	ADJ.	CONF.	ADJ CONF.
Average RPI Loss:	198	RECORD	PCT. RANK	GAMES	SCHEDULE	OF SCHEDULE	RPI	RPI	RPI	RPI
DIV. I ONLY	4- 21	325	0- 10	218	302	333	333	23	23	
DIV. I NON-CONF.	2- 7	280	0- 0	143	344	292	292	24	24	
TOTALS	RPI 1-25	RPI 26-50	W-L RECORDS	RPI 51-100	RPI 101-150	RPI 150+				
4- 21	0- 1	0- 1	OVERALL	0- 0	0- 4	4- 15				
4- 10	0- 1	0- 0	HOME	0- 0	0- 3	4- 6				
0- 11	0- 0	0- 0	AWAY	0- 0	0- 1	0- 0				
0- 0	0- 0	0- 0	NEUTRAL	0- 0	0- 0	0- 0				
2- 7	0- 1	0- 1	NON-CONFERENCE	0- 0	0- 1	2- 4				
2- 3	0- 1	0- 0	HOME	0- 0	0- 1	2- 1				
0- 4	0- 0	0- 1	AWAY	0- 0	0- 0	0- 3				
0- 0	0- 0	0- 0	NEUTRAL	0- 0	0- 0	0- 0				
2- 14	0- 0	0- 0	CONFERENCE	0- 0	0- 3	2- 11				
2- 7	0- 0	0- 0	HOME	0- 0	0- 2	2- 5				
0- 7	0- 0	0- 0	AWAY	0- 0	0- 1	0- 6				
0- 0	0- 0	0- 0	NEUTRAL	0- 0	0- 0	0- 0				

RPI 1-25				RPI 26-50				RPI 51-100				RPI 101+ Team's RPI: 333			
RPI	S	Opponent	Score	RPI	S	Opponent	Score	RPI	S	Opponent	Score	RPI	S	Opponent	Score
21	H	Duquesne	38 63	34	A	Seton Hall	65 81					107	A	Quinnipiac	49 66
												107	H	Quinnipiac	53 65
												111	H	Iona	51 65
												139	H	Stony Brook	35 69
												182	A	Marist	46 69
												182	H	Marist	55 74
												193	H	Brown	79 67
												203	A	Canisius	42 54
												203	H	Canisius	53 60
												213	A	Fairfield	49 76
												213	H	Fairfield	56 46
												214	A	Lehigh	42 74
												218	A	Siena	58 59
												218	H	Siena	55 64
												227	A	Manhattan	47 64
												251	H	Navy	39 50
												274	H	Monmouth	67 62
												286	H	Rider	67 68
												304	A	Niagara	46 51
												304	H	Niagara	48 52
												311	A	Fairleigh Dickinson	52 73
												331	A	Lafayette	69 72
												340	H	St. Francis Brooklyn	44 40
LAST 12 Division I GAMES:															
107	H	Quinnipiac	53 65	182	A	Marist	46 69								
213	A	Fairfield	49 76	227	A	Manhattan	47 64								
286	H	Rider	67 68	304	A	Niagara	46 51								
182	H	Marist	55 74	203	A	Canisius	42 54								
107	A	Quinnipiac	49 66	213	H	Fairfield	56 46								
218	H	Siena	55 64	304	H	Niagara	48 52								

Non-Div I Games:

Saint Peter's

■ Loss, 
 ■ Non-Conf, 
 ■ S Site, 
 ■ H Home 
 ■ A Away 
 N Neutral



Average RPI Win:	294	WON-LOST	WINNING	LAST 10	STRENGTH OF	OPP. STRENGTH	TEAM	ADJ.	CONF.	ADJ CONF.
Average RPI Loss:	149	RECORD	PCT. RANK	GAMES	SCHEDULE	OF SCHEDULE	RPI	RPI	RPI	RPI
DIV. I ONLY	7- 14	261	3- 7	221	215	237	237	28	28	
DIV. I NON-CONF.	2- 6	272	0- 0	77	61	162	162	26	26	
TOTALS	RPI 1-25	RPI 26-50	W-L RECORDS	RPI 51-100	RPI 101-150	RPI 150+				
7- 14	0- 2	0- 1	OVERALL	0- 3	0- 2	7- 6				
3- 3	0- 0	0- 0	HOME	0- 1	0- 0	3- 2				
4- 10	0- 1	0- 1	AWAY	0- 2	0- 2	4- 4				
0- 1	0- 1	0- 0	NEUTRAL	0- 0	0- 0	0- 0				
2- 6	0- 2	0- 1	NON-CONFERENCE	0- 1	0- 1	2- 1				
0- 1	0- 0	0- 0	HOME	0- 0	0- 0	0- 1				
2- 4	0- 1	0- 1	AWAY	0- 1	0- 1	2- 0				
0- 1	0- 1	0- 0	NEUTRAL	0- 0	0- 0	0- 0				
5- 8	0- 0	0- 0	CONFERENCE	0- 2	0- 1	5- 5				
3- 2	0- 0	0- 0	HOME	0- 1	0- 0	3- 1				
2- 6	0- 0	0- 0	AWAY	0- 1	0- 1	2- 4				
0- 0	0- 0	0- 0	NEUTRAL	0- 0	0- 0	0- 0				

RPI S	Opponent	Score	RPI S	Opponent	Score	RPI S	Opponent	Score	RPI S	Opponent	Score	Team's RPI: 237
8 A	Texas	49 83	48 A	Kansas St.	50 78	61 A	Abilene Christian	55 67	124 A	Northwestern St.	49 69	
13 N	Florida St.	37 94				61 H	Abilene Christian	76 87	131 A	Arkansas	47 67	
						92 A	TCU	59 85	168 A	McNeese St.	79 82	
									233 A	Stephen F. Austin	63 70	
									238 A	Texas Southern	53 51	
									243 H	Rice	46 58	
									251 A	Houston Baptist	63 67	
									251 H	Houston Baptist	78 70	
									278 A	Lamar	78 76	
									305 H	Southeastern La.	80 56	
									320 A	Incarinate Word	65 60	
									321 H	Nicholls St.	63 67	
									323 A	LIU Brooklyn	63 56	
									325 A	A&M-Corpus Christi	71 81	
									341 H	New Orleans	64 52	
LAST 12 Division I GAMES:												
251 H	Houston Baptist	78 70	61 H	Abilene Christian	76 87							
61 A	Abilene Christian	55 67	168 A	McNeese St.	79 82							
325 A	A&M-Corpus Christi	71 81	321 H	Nicholls St.	63 67							
251 A	Houston Baptist	63 67	341 H	New Orleans	64 52							
278 A	Lamar	78 76	305 H	Southeastern La.	80 56							
233 A	Stephen F. Austin	63 70	124 A	Northwestern St.	49 69							

Non-Div I Games: LSU-Alexandria 85 50 Our Lady Of The Lak67 56

Sam Houston St.

Loss, Non-Conf, S Site, H Home A Away N Neutral

Average RPI Win:	246	WON-LOST	WINNING	LAST 10	STRENGTH OF	OPP. STRENGTH	TEAM	ADJ.	CONF.	ADJ CONF.
Average RPI Loss:	100	RECORD	PCT. RANK	GAMES	SCHEDULE	OF SCHEDULE	RPI	RPI	RPI	RPI
DIV. I ONLY	14- 9	106	8- 2	235	186	123	123	17	17	
DIV. I NON-CONF.	6- 7	176	1- 1	200	203	144	144	15	15	
TOTALS	RPI 1-25	RPI 26-50	W-L RECORDS	RPI 51-100	RPI 101-150	RPI 150+				
14- 9	0- 1	0- 1	OVERALL	1- 2	2- 4	11- 1				
5- 2	0- 0	0- 0	HOME	1- 0	1- 2	3- 0				
8- 7	0- 1	0- 1	AWAY	0- 2	1- 2	7- 1				
1- 0	0- 0	0- 0	NEUTRAL	0- 0	0- 0	1- 0				
6- 7	0- 1	0- 1	NON-CONFERENCE	0- 2	1- 2	5- 1				
1- 1	0- 0	0- 0	HOME	0- 0	0- 1	1- 0				
4- 6	0- 1	0- 1	AWAY	0- 2	1- 1	3- 1				
1- 0	0- 0	0- 0	NEUTRAL	0- 0	0- 0	1- 0				
8- 2	0- 0	0- 0	CONFERENCE	1- 0	1- 2	6- 0				
4- 1	0- 0	0- 0	HOME	1- 0	1- 1	2- 0				
4- 1	0- 0	0- 0	AWAY	0- 0	0- 1	4- 0				
0- 0	0- 0	0- 0	NEUTRAL	0- 0	0- 0	0- 0				

RPI 1-25				RPI 26-50				RPI 51-100				RPI 101+				Team's RPI: 123
RPI	S	Opponent	Score	RPI	S	Opponent	Score	RPI	S	Opponent	Score	RPI	S	Opponent	Score	
25	A	Mississippi St.	47 68	47	A	Indiana	56 65	63	H	Chattanooga	48 43	118	H	Harvard	54 60	
								84	A	Georgia Tech	55 66	120	A	Mercer	61 63	
								96	A	UT Martin	50 52	120	H	Mercer	60 63	
												125	A	LSU	47 44	
												140	H	ETSU	55 47	
												143	A	UAB	41 61	
												151	A	Southern Miss.	48 56	
												187	H	Troy	73 69	
												216	A	Furman	58 45	
												279	A	Alabama St.	54 35	
												281	A	Jacksonville St.	50 39	
												289	A	UNCG	57 52	
												289	H	UNCG	80 49	
												303	A	Western Caro.	59 42	
												303	H	Western Caro.	57 52	
												307	A	Wofford	58 39	
												321	N	Nicholls St.	45 43	
												345	A	Alabama A&M	54 30	
LAST 12 Division I GAMES:																
120	A	Mercer	61 63	140	H	ETSU	55 47									
303	H	Western Caro.	57 52	120	H	Mercer	60 63									
289	H	UNCG	80 49	289	A	UNCG	57 52									
307	A	Wofford	58 39	303	A	Western Caro.	59 42									
216	A	Furman	58 45	118	H	Harvard	54 60									
63	H	Chattanooga	48 43	125	A	LSU	47 44									

Non-Div I Games: AUM 82 32 Shorter 53 33

Samford

■ Loss, 
 ■ Non-Conf, 
 ■ S Site, 
 ■ Home 
 ■ A Away 
 N Neutral

Average RPI Win:	192	WON-LOST	WINNING	LAST 10	STRENGTH OF	OPP. STRENGTH	TEAM	ADJ.	CONF.	ADJ CONF.
Average RPI Loss:	68	RECORD	PCT. RANK	GAMES	SCHEDULE	OF SCHEDULE	RPI	RPI	RPI	RPI
DIV. I ONLY	20- 5	32	7- 3	208	101	83	83	8	8	
DIV. I NON-CONF.	9- 1	22	0- 0	320	149	116	116	9	9	
TOTALS	RPI 1-25	RPI 26-50	W-L RECORDS	RPI 51-100	RPI 101-150	RPI 150+				
20- 5	1- 0	0- 0	OVERALL	3- 5	3- 0	13- 0				
10- 4	1- 0	0- 0	HOME	1- 4	2- 0	6- 0				
10- 1	0- 0	0- 0	AWAY	2- 1	1- 0	7- 0				
0- 0	0- 0	0- 0	NEUTRAL	0- 0	0- 0	0- 0				
9- 1	0- 0	0- 0	NON-CONFERENCE	0- 1	3- 0	6- 0				
4- 1	0- 0	0- 0	HOME	0- 1	2- 0	2- 0				
5- 0	0- 0	0- 0	AWAY	0- 0	1- 0	4- 0				
0- 0	0- 0	0- 0	NEUTRAL	0- 0	0- 0	0- 0				
11- 4	1- 0	0- 0	CONFERENCE	3- 4	0- 0	7- 0				
6- 3	1- 0	0- 0	HOME	1- 3	0- 0	4- 0				
5- 1	0- 0	0- 0	AWAY	2- 1	0- 0	3- 0				
0- 0	0- 0	0- 0	NEUTRAL	0- 0	0- 0	0- 0				

RPI 1-25				RPI 26-50				RPI 51-100 Team's RPI: 83				RPI 101+			
RPI	S	Opponent	Score	RPI	S	Opponent	Score	RPI	S	Opponent	Score	RPI	S	Opponent	Score
12	H	BYU	78 65					55	A	Santa Clara	70 58	112	H	Arizona	59 54
								55	H	Santa Clara	47 61	119	H	Akron	86 65
								56	A	St. Mary's (CA)	60 68	149	A	Fresno St.	72 68
								56	H	St. Mary's (CA)	68 73	157	A	Pacific	59 56
								72	H	Washington St.	72 78	157	H	Pacific	69 56
								97	H	Gonzaga	63 54	160	A	Montana St.	62 49
								99	A	San Francisco	67 58	230	H	Valparaiso	76 60
								99	H	San Francisco	54 59	239	A	Loyola Marymount	75 67
												239	H	Loyola Marymount	82 58
												250	A	San Diego St.	60 53
												267	A	Pepperdine	70 54
												267	H	Pepperdine	74 55
												283	H	Portland	71 43
												287	H	CSUN	86 64
												329	A	Nevada	84 47
												337	A	Cal St. Fullerton	53 44
LAST 12 Division I GAMES:															
99	H	San Francisco	54 59	239	H	Loyola Marymount	82 58								
55	H	Santa Clara	47 61	267	H	Pepperdine	74 55								
157	A	Pacific	59 56	97	H	Gonzaga	63 54								
56	A	St. Mary's (CA)	60 68	283	H	Portland	71 43								
239	A	Loyola Marymount	75 67	55	A	Santa Clara	70 58								
267	A	Pepperdine	70 54	99	A	San Francisco	67 58								

Non-Div I Games: Hope Int'l 90 52

San Diego

Average RPI Win:	250	WON-LOST	WINNING	LAST 10	STRENGTH OF	OPP. STRENGTH	TEAM	ADJ.	CONF.	ADJ CONF.
Average RPI Loss:	151	RECORD	PCT. RANK	GAMES	SCHEDULE	OF SCHEDULE	RPI	RPI	RPI	RPI
DIV. I ONLY	8- 15	255	3- 7	185	219	250	250	19	19	
DIV. I NON-CONF.	4- 6	201	0- 0	238	221	256	256	20	20	
TOTALS	RPI 1-25	RPI 26-50	W-L RECORDS	RPI 51-100	RPI 101-150	RPI 150+				
8- 15	0- 0	0- 3	OVERALL	0- 2	1- 3	7- 7				
4- 8	0- 0	0- 1	HOME	0- 2	1- 1	3- 4				
4- 7	0- 0	0- 2	AWAY	0- 0	0- 2	4- 3				
0- 0	0- 0	0- 0	NEUTRAL	0- 0	0- 0	0- 0				
4- 6	0- 0	0- 1	NON-CONFERENCE	0- 2	0- 1	4- 2				
3- 3	0- 0	0- 0	HOME	0- 2	0- 0	3- 1				
1- 3	0- 0	0- 1	AWAY	0- 0	0- 1	1- 1				
0- 0	0- 0	0- 0	NEUTRAL	0- 0	0- 0	0- 0				
4- 9	0- 0	0- 2	CONFERENCE	0- 0	1- 2	3- 5				
1- 5	0- 0	0- 1	HOME	0- 0	1- 1	0- 3				
3- 4	0- 0	0- 1	AWAY	0- 0	0- 1	3- 2				
0- 0	0- 0	0- 0	NEUTRAL	0- 0	0- 0	0- 0				

RPI 1-25				RPI 26-50				RPI 51-100				RPI 101+				Team's RPI: 250	
RPI	S	Opponent	Score	RPI	S	Opponent	Score	RPI	S	Opponent	Score	RPI	S	Opponent	Score		
				30	A	Washington	51 80	67	H	UC Riverside	68 85	137	H	Boise St.	45 75		
				45	A	Colorado St.	54 70	83	H	San Diego	53 60	149	A	Fresno St.	49 54		
				45	H	Colorado St.	57 60					149	H	Fresno St.	65 54		
												150	A	Long Beach St.	54 74		
												153	H	Wisconsin	63 57		
												180	H	UNLV	41 55		
												186	A	New Mexico	51 46		
												189	H	UC Davis	54 65		
												190	A	San Jose St.	73 78		
												215	A	Utah St.	59 72		
												215	H	Utah St.	36 55		
												234	A	Wyoming	84 77		
												239	A	Loyola Marymount	65 92		
												287	A	CSUN	67 65		
												309	H	North Dakota St.	64 54		
												329	H	Nevada	64 70		
												337	H	Cal St. Fullerton	54 43		
												343	A	Air Force	69 66		
LAST 12 Division I GAMES:																	
				343	A	Air Force	69 66	215	A	Utah St.	59 72						
				149	H	Fresno St.	65 54	149	A	Fresno St.	49 54						
				186	A	New Mexico	51 46	137	H	Boise St.	45 75						
				45	A	Colorado St.	54 70	45	H	Colorado St.	57 60						
				180	H	UNLV	41 55	190	A	San Jose St.	73 78						
				329	H	Nevada	64 70	215	H	Utah St.	36 55						

Non-Div I Games: San Diego Christian60 25

San Diego St.

## San Francisco

Through Games Of Feb. 16, 2016

Average RPI Win:	195	WON-LOST	WINNING	LAST 10	STRENGTH OF	OPP. STRENGTH	TEAM	ADJ.	CONF.	ADJ CONF.
Average RPI Loss:	95	RECORD	PCT. RANK	GAMES	SCHEDULE	OF SCHEDULE	RPI	RPI	RPI	RPI
DIV. I ONLY	13- 10	131	5- 5	98	103	99	99	8	8	
DIV. I NON-CONF.	7- 2	57	0- 0	234	159	91	91	9	9	
TOTALS	RPI 1-25	RPI 26-50	W-L RECORDS	RPI 51-100	RPI 101-150	RPI 150+				
13- 10	0- 2	0- 0	OVERALL	3- 5	2- 0	8- 3				
4- 5	0- 1	0- 0	HOME	2- 3	1- 0	1- 1				
9- 5	0- 1	0- 0	AWAY	1- 2	1- 0	7- 2				
0- 0	0- 0	0- 0	NEUTRAL	0- 0	0- 0	0- 0				
7- 2	0- 0	0- 0	NON-CONFERENCE	1- 0	2- 0	4- 2				
2- 1	0- 0	0- 0	HOME	1- 0	1- 0	0- 1				
5- 1	0- 0	0- 0	AWAY	0- 0	1- 0	4- 1				
0- 0	0- 0	0- 0	NEUTRAL	0- 0	0- 0	0- 0				
6- 8	0- 2	0- 0	CONFERENCE	2- 5	0- 0	4- 1				
2- 4	0- 1	0- 0	HOME	1- 3	0- 0	1- 0				
4- 4	0- 1	0- 0	AWAY	1- 2	0- 0	3- 1				
0- 0	0- 0	0- 0	NEUTRAL	0- 0	0- 0	0- 0				

RPI 1-25				RPI 26-50				RPI 51-100 Team's RPI: 99				RPI 101+			
RPI	S	Opponent	Score	RPI	S	Opponent	Score	RPI	S	Opponent	Score	RPI	S	Opponent	Score
12	A	BYU	62 65					55	A	Santa Clara	57 68	129	H	North Dakota	74 57
12	H	BYU	57 66					55	H	Santa Clara	57 59	150	A	Long Beach St.	66 52
								56	H	St. Mary's (CA)	68 78	157	A	Pacific	57 70
								67	H	UC Riverside	88 76	188	A	Sacramento St.	95 94
								83	A	San Diego	59 54	190	A	San Jose St.	82 78
								83	H	San Diego	58 67	200	H	Cal Poly	61 62
								97	A	Gonzaga	47 68	221	A	Utah Valley	88 94
								97	H	Gonzaga	71 52	224	A	North Texas	69 61
												239	A	Loyola Marymount	75 73
												267	A	Pepperdine	81 74
												283	A	Portland	82 63
												283	H	Portland	90 69
												329	A	Nevada	70 62
LAST 12 Division I GAMES:															
83	A	San Diego	59 54	267	A	Pepperdine	81 74								
12	A	BYU	62 65	239	A	Loyola Marymount	75 73								
55	H	Santa Clara	57 59	12	H	BYU	57 66								
97	H	Gonzaga	71 52	83	H	San Diego	58 67								
283	H	Portland	90 69	283	A	Portland	82 63								
55	A	Santa Clara	57 68	97	A	Gonzaga	47 68								

Non-Div I Games: Holy Names 77 31 San Fran. St. 73 45

San Francisco

Loss, Non-Conf, S Site, H Home A Away N Neutral

Average RPI Win:	<b>248</b>	WON-LOST	WINNING	LAST 10	STRENGTH OF	OPP. STRENGTH	TEAM	ADJ.	CONF.	ADJ CONF.
Average RPI Loss:	<b>111</b>	RECORD	PCT. RANK	GAMES	SCHEDULE	OF SCHEDULE	RPI	RPI	RPI	RPI
DIV. I ONLY	<b>9- 14</b>	<b>238</b>	<b>5- 5</b>	<b>94</b>	<b>214</b>	<b>190</b>	<b>190</b>	<b>19</b>	<b>19</b>	
DIV. I NON-CONF.	<b>1- 9</b>	<b>325</b>	<b>0- 0</b>	<b>85</b>	<b>185</b>	<b>279</b>	<b>279</b>	<b>20</b>	<b>20</b>	
TOTALS	RPI 1-25	RPI 26-50	W-L RECORDS	RPI 51-100	RPI 101-150	RPI 150+				
9- 14	0- 0	0- 2	OVERALL	0- 5	1- 4	8- 3				
5- 7	0- 0	0- 1	HOME	0- 2	0- 4	5- 0				
4- 7	0- 0	0- 1	AWAY	0- 3	1- 0	3- 3				
0- 0	0- 0	0- 0	NEUTRAL	0- 0	0- 0	0- 0				
1- 9	0- 0	0- 0	NON-CONFERENCE	0- 5	0- 2	1- 2				
1- 4	0- 0	0- 0	HOME	0- 2	0- 2	1- 0				
0- 5	0- 0	0- 0	AWAY	0- 3	0- 0	0- 2				
0- 0	0- 0	0- 0	NEUTRAL	0- 0	0- 0	0- 0				
8- 5	0- 0	0- 2	CONFERENCE	0- 0	1- 2	7- 1				
4- 3	0- 0	0- 1	HOME	0- 0	0- 2	4- 0				
4- 2	0- 0	0- 1	AWAY	0- 0	1- 0	3- 1				
0- 0	0- 0	0- 0	NEUTRAL	0- 0	0- 0	0- 0				

RPI S	Opponent	Score	RPI S	Opponent	Score	RPI S	Opponent	Score	RPI S	Opponent	Score	Team's RPI: 190
45	A Colorado St.	54 <b>76</b>	45	H Colorado St.	78 <b>80</b>	56	A St. Mary's (CA)	81 <b>91</b>	101	H New Mexico St.	66 <b>75</b>	
						58	A Oregon	74 <b>104</b>	127	H Hawaii	73 <b>76</b>	
						72	A Washington St.	80 <b>95</b>	137	H Boise St.	75 <b>78</b>	
						79	H South Dakota	77 <b>87</b>	149	A Fresno St.	66 64	
						99	H San Francisco	78 <b>82</b>	149	H Fresno St.	54 <b>59</b>	
									157	A Pacific	69 <b>81</b>	
									180	H UNLV	69 61	
									186	A New Mexico	57 <b>71</b>	
									186	H New Mexico	59 58	
									215	A Utah St.	86 74	
									234	A Wyoming	67 66	
									246	A CSU Bakersfield	88 <b>90</b>	
									250	H San Diego St.	78 73	
									332	H UC Irvine	79 58	
									343	A Air Force	72 49	
									343	H Air Force	81 60	
LAST 12 Division I GAMES:												
186	H New Mexico	59 58	137	H Boise St.	75 <b>78</b>							
180	H UNLV	69 61	149	H Fresno St.	54 <b>59</b>							
149	A Fresno St.	66 64	234	A Wyoming	67 66							
343	A Air Force	72 49	45	A Colorado St.	54 <b>76</b>							
45	H Colorado St.	78 <b>80</b>	250	H San Diego St.	78 73							
186	A New Mexico	57 <b>71</b>	343	H Air Force	81 60							

Non-Div I Games: Southern Ore. 92 78

San Jose St.

Santa Clara

Through Games Of Feb. 16, 2016

Average RPI Win:	187	WON-LOST	WINNING	LAST 10	STRENGTH OF	OPP. STRENGTH	TEAM	ADJ.	CONF.	ADJ CONF.
Average RPI Loss:	46	RECORD	PCT. RANK	GAMES	SCHEDULE	OF SCHEDULE	RPI	RPI	RPI	RPI
DIV. I ONLY	17- 6	53	7- 3	132	74	55	55	8	8	
DIV. I NON-CONF.	7- 2	57	0- 0	275	30	86	86	9	9	
TOTALS	RPI 1-25	RPI 26-50	W-L RECORDS	RPI 51-100	RPI 101-150	RPI 150+				
17- 6	1- 2	0- 2	OVERALL	5- 2	1- 0	10- 0				
7- 2	0- 1	0- 0	HOME	2- 1	1- 0	4- 0				
9- 4	1- 1	0- 2	AWAY	3- 1	0- 0	5- 0				
1- 0	0- 0	0- 0	NEUTRAL	0- 0	0- 0	1- 0				
7- 2	1- 0	0- 2	NON-CONFERENCE	0- 0	1- 0	5- 0				
3- 0	0- 0	0- 0	HOME	0- 0	1- 0	2- 0				
3- 2	1- 0	0- 2	AWAY	0- 0	0- 0	2- 0				
1- 0	0- 0	0- 0	NEUTRAL	0- 0	0- 0	1- 0				
10- 4	0- 2	0- 0	CONFERENCE	5- 2	0- 0	5- 0				
4- 2	0- 1	0- 0	HOME	2- 1	0- 0	2- 0				
6- 2	0- 1	0- 0	AWAY	3- 1	0- 0	3- 0				
0- 0	0- 0	0- 0	NEUTRAL	0- 0	0- 0	0- 0				

RPI 1-25				RPI 26-50				RPI 51-100				RPI 101+			
RPI	S	Opponent	Score	RPI	S	Opponent	Score	RPI	S	Opponent	Score	RPI	S	Opponent	Score
6	A	Stanford	61 58	30	A	Washington	55 100	56	A	St. Mary's (CA)	73 67	133	H	Texas Tech	75 70
12	A	BYU	63 70	39	A	Southern California	46 81	83	A	San Diego	61 47	157	H	Pacific	76 52
12	H	BYU	63 68					83	H	San Diego	58 70	200	A	Cal Poly	69 63
								97	A	Gonzaga	44 53	239	A	Loyola Marymount	57 56
								97	H	Gonzaga	71 64	260	A	UC Santa Barbara	48 37
								99	A	San Francisco	59 57	260	H	UC Santa Barbara	66 48
								99	H	San Francisco	68 57	267	A	Pepperdine	62 60
												283	A	Portland	67 45
												283	H	Portland	66 47
												318	N	Evansville	62 44
												343	H	Air Force	68 34
LAST 12 Division I GAMES:															
12	A	BYU	63 70	239	A	Loyola Marymount	57 56								
83	A	San Diego	61 47	267	A	Pepperdine	62 60								
99	A	San Francisco	59 57	83	H	San Diego	58 70								
283	H	Portland	66 47	12	H	BYU	63 68								
97	H	Gonzaga	71 64	97	A	Gonzaga	44 53								
99	H	San Francisco	68 57	283	A	Portland	67 45								

Non-Div I Games: Hope Int'l 78 54 Simpson (CA) 112 34

Santa Clara

Loss, Non-Conf, S Site, H Home A Away N Neutral

Average RPI Win:	308	WON-LOST	WINNING	LAST 10	STRENGTH OF	OPP. STRENGTH	TEAM	ADJ.	CONF.	ADJ CONF.
Average RPI Loss:	183	RECORD	PCT. RANK	GAMES	SCHEDULE	OF SCHEDULE	RPI	RPI	RPI	RPI
DIV. I ONLY	5- 16	301	4- 6	240	313	301	301	31	31	
DIV. I NON-CONF.	1- 8	320	0- 0	33	127	211	211	30	30	
TOTALS	RPI 1-25	RPI 26-50	W-L RECORDS	RPI 51-100	RPI 101-150	RPI 150+				
5- 16	0- 3	0- 2	OVERALL	0- 0	0- 1	5- 10				
3- 5	0- 0	0- 1	HOME	0- 0	0- 0	3- 4				
2- 11	0- 3	0- 1	AWAY	0- 0	0- 1	2- 6				
0- 0	0- 0	0- 0	NEUTRAL	0- 0	0- 0	0- 0				
1- 8	0- 3	0- 2	NON-CONFERENCE	0- 0	0- 1	1- 2				
0- 2	0- 0	0- 1	HOME	0- 0	0- 0	0- 1				
1- 6	0- 3	0- 1	AWAY	0- 0	0- 1	1- 1				
0- 0	0- 0	0- 0	NEUTRAL	0- 0	0- 0	0- 0				
4- 8	0- 0	0- 0	CONFERENCE	0- 0	0- 0	4- 8				
3- 3	0- 0	0- 0	HOME	0- 0	0- 0	3- 3				
1- 5	0- 0	0- 0	AWAY	0- 0	0- 0	1- 5				
0- 0	0- 0	0- 0	NEUTRAL	0- 0	0- 0	0- 0				

RPI 1-25				RPI 26-50				RPI 51-100				RPI 101+ Team's RPI: 301			
RPI	S	Opponent	Score	RPI	S	Opponent	Score	RPI	S	Opponent	Score	RPI	S	Opponent	Score
17	A	Oklahoma St.	48 76	41	A	Rutgers	26 65					147	A	Jacksonville	52 65
22	A	Florida	34 99	49	H	Auburn	40 62					156	A	Hampton	53 65
25	A	Mississippi St.	25 92									225	H	Morgan St.	60 66
												249	A	N.C. A&T	31 60
												249	H	N.C. A&T	59 69
												259	A	Bethune-Cookman	44 50
												270	H	Coppin St.	57 55
												277	H	Ga. Southern	48 64
												279	A	Alabama St.	60 49
												281	A	Jacksonville St.	35 50
												293	A	Florida A&M	38 59
												296	H	UMES	60 42
												308	A	South Carolina St.	43 56
												327	H	Delaware St.	59 67
												346	A	Norfolk St.	68 53
												349	H	N.C. Central	57 39
LAST 12 Division I GAMES:															
308	A	South Carolina St.	43 56	156	A	Hampton	53 65								
270	H	Coppin St.	57 55	327	H	Delaware St.	59 67								
225	H	Morgan St.	60 66	296	H	UMES	60 42								
259	A	Bethune-Cookman	44 50	349	H	N.C. Central	57 39								
249	A	N.C. A&T	31 60	249	H	N.C. A&T	59 69								
346	A	Norfolk St.	68 53	147	A	Jacksonville	52 65								

Non-Div I Games: Columbia (SC) 101 34 Allen 72 46

Savannah St.

■ Loss, 
 ■ Non-Conf, 
 ■ S Site, 
 ■ Home 
 ■ A Away 
 N Neutral



Average RPI Win:	276	WON-LOST	WINNING	LAST 10	STRENGTH OF	OPP. STRENGTH	TEAM	ADJ.	CONF.	ADJ CONF.
Average RPI Loss:	166	RECORD	PCT. RANK	GAMES	SCHEDULE	OF SCHEDULE	RPI	RPI	RPI	RPI
DIV. I ONLY	8- 16	261	3- 7	211	293	254	254	25	25	
DIV. I NON-CONF.	5- 9	233	1- 1	103	297	181	181	25	25	
TOTALS	RPI 1-25	RPI 26-50	W-L RECORDS	RPI 51-100	RPI 101-150	RPI 150+				
8- 16	0- 0	0- 2	OVERALL	0- 2	0- 4	8- 8				
3- 6	0- 0	0- 0	HOME	0- 1	0- 2	3- 3				
5- 9	0- 0	0- 1	AWAY	0- 1	0- 2	5- 5				
0- 1	0- 0	0- 1	NEUTRAL	0- 0	0- 0	0- 0				
5- 9	0- 0	0- 2	NON-CONFERENCE	0- 2	0- 3	5- 2				
1- 4	0- 0	0- 0	HOME	0- 1	0- 2	1- 1				
4- 4	0- 0	0- 1	AWAY	0- 1	0- 1	4- 1				
0- 1	0- 0	0- 1	NEUTRAL	0- 0	0- 0	0- 0				
3- 7	0- 0	0- 0	CONFERENCE	0- 0	0- 1	3- 6				
2- 2	0- 0	0- 0	HOME	0- 0	0- 0	2- 2				
1- 5	0- 0	0- 0	AWAY	0- 0	0- 1	1- 4				
0- 0	0- 0	0- 0	NEUTRAL	0- 0	0- 0	0- 0				

RPI S	Opponent	Score	RPI S	Opponent	Score	RPI S	Opponent	Score	RPI S	Opponent	Score	Team's RPI: 254
30	A Washington	55 96	38	N Princeton	48 85	58	A Oregon	62 82	101	A New Mexico St.	54 69	
						67	H UC Riverside	70 92	132	A Idaho	60 64	
									137	H Boise St.	66 84	
									150	H Long Beach St.	57 69	
									160	H Montana St.	51 80	
									209	A UTRGV	74 71	
									210	A Montana	58 44	
									221	H Utah Valley	44 61	
									223	A Idaho St.	67 83	
									228	A Grand Canyon	53 60	
									228	H Grand Canyon	54 67	
									239	A Loyola Marymount	78 69	
									246	A CSU Bakersfield	68 76	
									287	A CSUN	62 56	
									298	A UMKC	43 64	
									298	H UMKC	69 63	
									310	H Denver	59 51	
									322	A Portland St.	85 64	
									334	A Chicago St.	49 57	
									334	H Chicago St.	59 45	
LAST 12 Division I GAMES:												
228	A	Grand Canyon	53	60	101	A	New Mexico St.	54	69			
298	A	UMKC	43	64	246	A	CSU Bakersfield	68	76			
334	A	Chicago St.	49	57	334	H	Chicago St.	59	45			
228	H	Grand Canyon	54	67	298	H	UMKC	69	63			
221	H	Utah Valley	44	61	287	A	CSUN	62	56			
209	A	UTRGV	74	71	150	H	Long Beach St.	57	69			

Non-Div I Games: Evergreen St. 81 38

Seattle

■ Loss, 
■ Non-Conf, 
■ S Site, 
■ H Home 
■ A Away 
N Neutral

Average RPI Win:	127	WON-LOST	WINNING	LAST 10	STRENGTH OF	OPP. STRENGTH	TEAM	ADJ.	CONF.	ADJ CONF.
Average RPI Loss:	50	RECORD	PCT. RANK	GAMES	SCHEDULE	OF SCHEDULE	RPI	RPI	RPI	RPI
DIV. I ONLY	18- 7	58	5- 5	49	39	34	34	6	6	
DIV. I NON-CONF.	10- 1	19	0- 0	40	40	5	5	6	6	
TOTALS	RPI 1-25	RPI 26-50	W-L RECORDS	RPI 51-100	RPI 101-150	RPI 150+				
18- 7	1- 1	3- 3	OVERALL	5- 3	4- 0	5- 0				
9- 3	0- 1	2- 1	HOME	2- 1	1- 0	4- 0				
7- 4	1- 0	0- 2	AWAY	3- 2	2- 0	1- 0				
2- 0	0- 0	1- 0	NEUTRAL	0- 0	1- 0	0- 0				
10- 1	0- 0	3- 1	NON-CONFERENCE	2- 0	2- 0	3- 0				
5- 0	0- 0	2- 0	HOME	0- 0	0- 0	3- 0				
3- 1	0- 0	0- 1	AWAY	2- 0	1- 0	0- 0				
2- 0	0- 0	1- 0	NEUTRAL	0- 0	1- 0	0- 0				
8- 6	1- 1	0- 2	CONFERENCE	3- 3	2- 0	2- 0				
4- 3	0- 1	0- 1	HOME	2- 1	1- 0	1- 0				
4- 3	1- 0	0- 1	AWAY	1- 2	1- 0	1- 0				
0- 0	0- 0	0- 0	NEUTRAL	0- 0	0- 0	0- 0				

RPI 1-25				RPI 26-50				Team's RPI: 34	RPI 51-100				RPI 101+			
RPI	S	Opponent	Score	RPI	S	Opponent	Score		RPI	S	Opponent	Score	RPI	S	Opponent	Score
20	A	DePaul	83 74	26	A	Georgia	52 70		54	A	Villanova	45 55	121	N	UNI	57 49
20	H	DePaul	74 86	38	H	Princeton	71 64		54	H	Villanova	60 50	136	H	Xavier	82 66
				41	H	Rutgers	77 49		82	A	Marquette	82 89	142	A	Creighton	86 82
				42	A	St. John's (NY)	69 71		82	H	Marquette	99 68	144	A	UT Arlington	61 54
				42	H	St. John's (NY)	64 72		85	A	Georgetown	83 75	165	H	Fordham	66 54
				46	N	North Carolina St.	58 55		85	H	Georgetown	65 73	195	H	Butler	98 77
									87	A	Saint Joseph's	66 54	235	H	Bryant	93 57
									98	A	Liberty	92 56	255	A	Providence	64 54
													333	H	Saint Peter's	81 65
LAST 12 Division I GAMES:																
54	H	Villanova	60 50	136	H	Xavier	82 66									
85	H	Georgetown	65 73	85	A	Georgetown	83 75									
42	H	St. John's (NY)	64 72	54	A	Villanova	45 55									
82	A	Marquette	82 89	42	A	St. John's (NY)	69 71									
20	A	DePaul	83 74	20	H	DePaul	74 86									
195	H	Butler	98 77	82	H	Marquette	99 68									

Non-Div I Games:

Seton Hall

Average RPI Win: <b>268</b>	WON-LOST	WINNING	LAST 10	STRENGTH OF	OPP. STRENGTH	TEAM	ADJ.	CONF.	ADJ CONF.
Average RPI Loss: <b>176</b>	RECORD	PCT. RANK	GAMES	SCHEDULE	OF SCHEDULE	RPI	RPI	RPI	RPI
DIV. I ONLY	<b>12- 14</b>	<b>191</b>	<b>1- 5</b>	<b>259</b>	<b>277</b>	<b>218</b>	<b>218</b>	<b>23</b>	<b>23</b>
DIV. I NON-CONF.	<b>3- 7</b>	<b>248</b>	<b>1- 1</b>	<b>185</b>	<b>321</b>	<b>225</b>	<b>225</b>	<b>24</b>	<b>24</b>
TOTALS	RPI 1-25	RPI 26-50	W-L RECORDS	RPI 51-100	RPI 101-150	RPI 150+			
12- 14	0- 0	0- 1	OVERALL	0- 1	0- 4	12- 8			
5- 4	0- 0	0- 0	HOME	0- 1	0- 2	5- 1			
6- 9	0- 0	0- 1	AWAY	0- 0	0- 2	6- 6			
1- 1	0- 0	0- 0	NEUTRAL	0- 0	0- 0	1- 1			
3- 7	0- 0	0- 1	NON-CONFERENCE	0- 1	0- 1	3- 4			
0- 2	0- 0	0- 0	HOME	0- 1	0- 0	0- 1			
2- 4	0- 0	0- 1	AWAY	0- 0	0- 1	2- 2			
1- 1	0- 0	0- 0	NEUTRAL	0- 0	0- 0	1- 1			
9- 7	0- 0	0- 0	CONFERENCE	0- 0	0- 3	9- 4			
5- 2	0- 0	0- 0	HOME	0- 0	0- 2	5- 0			
4- 5	0- 0	0- 0	AWAY	0- 0	0- 1	4- 4			
0- 0	0- 0	0- 0	NEUTRAL	0- 0	0- 0	0- 0			

RPI 1-25	RPI 26-50	RPI 51-100	RPI 101+	Team's RPI: 218
RPI S Opponent Score	RPI S Opponent Score	RPI S Opponent Score	RPI S Opponent Score	Score
	40 <b>A</b> St. Bonaventure 40 <b>57</b>	53 <b>H</b> Albany (NY) 42 <b>61</b>	107 <b>A</b> Quinnipiac 52 <b>94</b>	
			107 <b>H</b> Quinnipiac 59 <b>69</b>	
			111 <b>H</b> Iona 51 <b>64</b>	
			145 <b>A</b> Southern Ill. 54 <b>73</b>	
			172 <b>H</b> Northeastern 67 <b>70</b>	
			182 <b>A</b> Marist 37 <b>66</b>	
			203 <b>A</b> Canisius 58 52	
			203 <b>H</b> Canisius 61 57	
			213 <b>A</b> Fairfield 55 <b>67</b>	
			225 <b>N</b> Morgan St. 69 46	
			227 <b>A</b> Manhattan 49 <b>56</b>	
			227 <b>H</b> Manhattan 60 59	
			242 <b>A</b> New Hampshire 57 53	
			251 <b>A</b> Navy 58 <b>59</b>	
			274 <b>A</b> Monmouth 69 63	
			274 <b>H</b> Monmouth 64 54	
			279 <b>N</b> Alabama St. 53 <b>57</b>	
			286 <b>A</b> Rider 58 <b>70</b>	
			286 <b>H</b> Rider 66 45	
			290 <b>A</b> Colgate 50 <b>52</b>	
			304 <b>A</b> Niagara 59 51	
			311 <b>A</b> Fairleigh Dickinson 81 65	
			333 <b>A</b> Saint Peter's 64 55	
			333 <b>H</b> Saint Peter's 59 58	
LAST 12 Division I GAMES:				
	225 <b>N</b> Morgan St. 69 46	333 <b>A</b> Saint Peter's 64 55		
	279 <b>N</b> Alabama St. 53 <b>57</b>	182 <b>A</b> Marist 37 <b>66</b>		
	227 <b>A</b> Manhattan 49 <b>56</b>	107 <b>A</b> Quinnipiac 52 <b>94</b>		
	111 <b>H</b> Iona 51 <b>64</b>	203 <b>H</b> Canisius 61 57		
	213 <b>A</b> Fairfield 55 <b>67</b>	286 <b>A</b> Rider 58 <b>70</b>		
	107 <b>H</b> Quinnipiac 59 <b>69</b>	274 <b>H</b> Monmouth 64 54		

Non-Div I Games:

Siena

■ Loss, 
 ■ Non-Conf, 
 ■ S Site, 
 ■ Home 
 ■ A Away 
 N Neutral

Average RPI Win:	239	WON-LOST	WINNING	LAST 10	STRENGTH OF	OPP. STRENGTH	TEAM	ADJ.	CONF.	ADJ CONF.
Average RPI Loss:	147	RECORD	PCT. RANK	GAMES	SCHEDULE	OF SCHEDULE	RPI	RPI	RPI	RPI
DIV. I ONLY	10- 12	201	7- 3	174	217	199	199	16	16	
DIV. I NON-CONF.	2- 5	253	0- 0	188	266	241	241	14	14	
TOTALS	RPI 1-25	RPI 26-50	W-L RECORDS	RPI 51-100	RPI 101-150	RPI 150+				
10- 12	0- 1	0- 2	OVERALL	0- 0	1- 4	9- 5				
5- 6	0- 1	0- 1	HOME	0- 0	1- 2	4- 2				
5- 6	0- 0	0- 1	AWAY	0- 0	0- 1	5- 3				
0- 0	0- 0	0- 0	NEUTRAL	0- 0	0- 0	0- 0				
2- 5	0- 1	0- 0	NON-CONFERENCE	0- 0	0- 1	2- 3				
0- 3	0- 1	0- 0	HOME	0- 0	0- 1	0- 1				
2- 2	0- 0	0- 0	AWAY	0- 0	0- 0	2- 2				
0- 0	0- 0	0- 0	NEUTRAL	0- 0	0- 0	0- 0				
8- 7	0- 0	0- 2	CONFERENCE	0- 0	1- 3	7- 2				
5- 3	0- 0	0- 1	HOME	0- 0	1- 1	4- 1				
3- 4	0- 0	0- 1	AWAY	0- 0	0- 2	3- 1				
0- 0	0- 0	0- 0	NEUTRAL	0- 0	0- 0	0- 0				

RPI 1-25				RPI 26-50				RPI 51-100				RPI 101+				Team's RPI: 199	
RPI	S	Opponent	Score	RPI	S	Opponent	Score	RPI	S	Opponent	Score	RPI	S	Opponent	Score		
22	H	Florida	60 72	43	A	Arkansas St.	51 58					135	A	Little Rock	43 74		
				43	H	Arkansas St.	53 66					135	H	Little Rock	34 47		
												143	H	UAB	39 53		
												144	H	UT Arlington	59 55		
												148	A	La.-Lafayette	50 69		
												151	A	Southern Miss.	51 71		
												179	A	Southern U.	45 50		
												187	A	Troy	75 71		
												187	H	Troy	65 63		
												212	H	Texas St.	71 73		
												228	A	Grand Canyon	59 56		
												257	H	Appalachian St.	71 55		
												271	A	Georgia St.	60 52		
												271	H	Georgia St.	83 45		
												272	H	UCF	36 77		
												277	A	Ga. Southern	43 57		
												277	H	Ga. Southern	48 45		
												279	A	Alabama St.	47 43		
												285	A	La.-Monroe	63 57		
LAST 12 Division I GAMES:																	
				187	H	Troy	65 63					187	A	Troy	75 71		
				277	H	Ga. Southern	48 45					285	A	La.-Monroe	63 57		
				271	H	Georgia St.	83 45					148	A	La.-Lafayette	50 69		
				135	A	Little Rock	43 74					144	H	UT Arlington	59 55		
				43	A	Arkansas St.	51 58					212	H	Texas St.	71 73		
				257	H	Appalachian St.	71 55					271	A	Georgia St.	60 52		

Non-Div I Games: Spring Hill 64 49 William Carey 66 30

South Ala.

■ Loss, 
 ■ Non-Conf, S Site, 
 ■ Home 
 ■ Away 
 N Neutral

# South Carolina

Through Games Of Feb. 16, 2016

Average RPI Win:	95	WON-LOST	WINNING	LAST 10	STRENGTH OF	OPP. STRENGTH	TEAM	ADJ.	CONF.	ADJ CONF.
Average RPI Loss:	2	RECORD	PCT. RANK	GAMES	SCHEDULE	OF SCHEDULE	RPI	RPI	RPI	RPI
DIV. I ONLY	24- 1	3	9- 1	8	4	3	3	2	2	
DIV. I NON-CONF.	12- 1	9	0- 1	76	8	11	11	2	2	
TOTALS	RPI 1-25	RPI 26-50	W-L RECORDS	RPI 51-100	RPI 101-150	RPI 150+				
24- 1	10- 1	2- 0	OVERALL	3- 0	2- 0	7- 0				
12- 1	4- 1	1- 0	HOME	2- 0	1- 0	4- 0				
9- 0	5- 0	1- 0	AWAY	1- 0	1- 0	1- 0				
3- 0	1- 0	0- 0	NEUTRAL	0- 0	0- 0	2- 0				
12- 1	3- 1	0- 0	NON-CONFERENCE	2- 0	1- 0	6- 0				
6- 1	1- 1	0- 0	HOME	2- 0	0- 0	3- 0				
3- 0	1- 0	0- 0	AWAY	0- 0	1- 0	1- 0				
3- 0	1- 0	0- 0	NEUTRAL	0- 0	0- 0	2- 0				
12- 0	7- 0	2- 0	CONFERENCE	1- 0	1- 0	1- 0				
6- 0	3- 0	1- 0	HOME	0- 0	1- 0	1- 0				
6- 0	4- 0	1- 0	AWAY	1- 0	0- 0	0- 0				
0- 0	0- 0	0- 0	NEUTRAL	0- 0	0- 0	0- 0				

RPI	S	Opponent	Score	RPI	S	Opponent	Score	RPI	S	Opponent	Score	RPI	S	Opponent	Score
2	H	UConn	54 66	33	H	Missouri	83 58	51	H	Duke	66 55	127	A	Hawaii	67 51
5	H	Ohio St.	88 80	49	A	Auburn	74 58	75	A	Vanderbilt	71 61	131	H	Arkansas	85 32
7	N	Arizona St.	60 58					90	H	Elon	78 63	156	H	Hampton	86 48
10	A	UCLA	68 65									162	H	Ole Miss	81 62
14	A	Texas A&M	70 63									175	N	East Carolina	88 57
14	H	Texas A&M	59 58									241	A	Clemson	67 41
15	A	Tennessee	62 56									246	N	CSU Bakersfield	90 71
18	A	Kentucky	73 62									289	H	UNCG	92 44
18	H	Kentucky	78 68									313	H	Winthrop	86 37
22	H	Florida	86 71												
25	A	Mississippi St.	57 51												
LAST 12 Division I GAMES:															
15	A	Tennessee	62 56	25	A	Mississippi St.	57 51								
22	H	Florida	86 71	49	A	Auburn	74 58								
2	H	UConn	54 66	14	H	Texas A&M	59 58								
18	H	Kentucky	78 68	18	A	Kentucky	73 62								
14	A	Texas A&M	70 63	33	H	Missouri	83 58								
162	H	Ole Miss	81 62	75	A	Vanderbilt	71 61								

Non-Div I Games:

South Carolina

Loss, Non-Conf, S Site, H Home A Away N Neutral

Season Carolina B&C				Through Games Of Feb. 10, 1910						
Average RPI Win:	314	WON-LOST	WINNING	LAST 10	STRENGTH OF	OPP. STRENGTH	TEAM	ADJ.	CONF.	ADJ CONF.
Average RPI Loss:	212	RECORD	PCT. RANK	GAMES	SCHEDULE	OF SCHEDULE	RPI	RPI	RPI	RPI
DIV. I ONLY	8- 12	230	5- 5	342	328	308	308	31	31	
DIV. I NON-CONF.	2- 6	272	0- 1	307	237	294	294	30	30	
TOTALS	RPI 1-25	RPI 26-50	W-L RECORDS	RPI 51-100	RPI 101-150	RPI 150+				
8- 12	0- 0	0- 0	OVERALL	0- 0	0- 3	8- 9				
5- 3	0- 0	0- 0	HOME	0- 0	0- 0	5- 3				
3- 8	0- 0	0- 0	AWAY	0- 0	0- 2	3- 6				
0- 1	0- 0	0- 0	NEUTRAL	0- 0	0- 1	0- 0				
2- 6	0- 0	0- 0	NON-CONFERENCE	0- 0	0- 3	2- 3				
1- 0	0- 0	0- 0	HOME	0- 0	0- 0	1- 0				
1- 5	0- 0	0- 0	AWAY	0- 0	0- 2	1- 3				
0- 1	0- 0	0- 0	NEUTRAL	0- 0	0- 1	0- 0				
6- 6	0- 0	0- 0	CONFERENCE	0- 0	0- 0	6- 6				
4- 3	0- 0	0- 0	HOME	0- 0	0- 0	4- 3				
2- 3	0- 0	0- 0	AWAY	0- 0	0- 0	2- 3				
0- 0	0- 0	0- 0	NEUTRAL	0- 0	0- 0	0- 0				

RPI 1-25				RPI 26-50				RPI 51-100				RPI 101+				Team's RPI: 308	
RPI	S	Opponent	Score	RPI	S	Opponent	Score	RPI	S	Opponent	Score	RPI	S	Opponent	Score		
												126	N	Central Ark.	38	51	
												143	A	UAB	38	71	
												147	A	Jacksonville	47	79	
												154	A	Davidson	51	63	
												156	A	Hampton	50	63	
												216	A	Furman	46	59	
												225	H	Morgan St.	56	62	
												241	A	Clemson	54	63	
												249	H	N.C. A&T	54	57	
												259	A	Bethune-Cookman	50	65	
												270	H	Coppin St.	67	63	
												293	A	Florida A&M	68	62	
												296	H	UMES	56	63	
												301	H	Savannah St.	56	43	
												307	H	Wofford	60	47	
												317	A	North Florida	53	48	
												327	A	Delaware St.	61	79	
												327	H	Delaware St.	61	48	
												346	A	Norfolk St.	60	52	
												349	H	N.C. Central	58	51	
LAST 12 Division I GAMES:																	
				301	H	Savannah St.	56	43	296	H	UMES	56	63				
				225	H	Morgan St.	56	62	327	H	Delaware St.	61	48				
				270	H	Coppin St.	67	63	249	H	N.C. A&T	54	57				
				327	A	Delaware St.	61	79	349	H	N.C. Central	58	51				
				156	A	Hampton	50	63	147	A	Jacksonville	47	79				
				346	A	Norfolk St.	60	52	126	N	Central Ark.	38	51				

Non-Div I Games:	Morris	90	39	Southern Wesleyan	75	52
------------------	--------	----	----	-------------------	----	----

South Carolina St.

Loss, Non-Conf, S Site, H Home A Away N Neutral

# South Dakota

Through Games Of Feb. 16, 2016

Average RPI Win:	215	WON-LOST	WINNING	LAST 10	STRENGTH OF	OPP. STRENGTH	TEAM	ADJ.	CONF.	ADJ CONF.
Average RPI Loss:	81	RECORD	PCT. RANK	GAMES	SCHEDULE	OF SCHEDULE	RPI	RPI	RPI	RPI
DIV. I ONLY	19- 5	34	10- 0	268	102	79	79	18	18	
DIV. I NON-CONF.	8- 4	99	0- 0	204	10	88	88	19	19	
TOTALS	RPI 1-25	RPI 26-50	W-L RECORDS	RPI 51-100	RPI 101-150	RPI 150+				
19- 5	0- 0	0- 2	OVERALL	2- 1	4- 2	13- 0				
9- 1	0- 0	0- 1	HOME	1- 0	3- 0	5- 0				
9- 4	0- 0	0- 1	AWAY	1- 1	1- 2	7- 0				
1- 0	0- 0	0- 0	NEUTRAL	0- 0	0- 0	1- 0				
8- 4	0- 0	0- 2	NON-CONFERENCE	1- 1	2- 1	5- 0				
3- 1	0- 0	0- 1	HOME	1- 0	1- 0	1- 0				
4- 3	0- 0	0- 1	AWAY	0- 1	1- 1	3- 0				
1- 0	0- 0	0- 0	NEUTRAL	0- 0	0- 0	1- 0				
11- 1	0- 0	0- 0	CONFERENCE	1- 0	2- 1	8- 0				
6- 0	0- 0	0- 0	HOME	0- 0	2- 0	4- 0				
5- 1	0- 0	0- 0	AWAY	1- 0	0- 1	4- 0				
0- 0	0- 0	0- 0	NEUTRAL	0- 0	0- 0	0- 0				

RPI 1-25			RPI 26-50			RPI 51-100			Team's RPI: 79			RPI 101+			
RPI	S	Opponent	Score	RPI	S	Opponent	Score	RPI	S	Opponent	Score	RPI	S	Opponent	Score
30	H	Washington	64 77	62	A	South Dakota St.	63 58	108	H	Drake	92 87				
48	A	Kansas St.	81 84	70	A	Utah	59 66	116	H	IUPUI	65 59				
				82	H	Marquette	97 69	121	A	UNI	43 64				
								129	A	North Dakota	73 70				
								138	A	Oral Roberts	56 60				
								138	H	Oral Roberts	71 48				
								163	A	Illinois	85 76				
								171	A	Fla. Atlantic	76 53				
								190	A	San Jose St.	87 77				
								226	A	Western Ill.	102 77				
								257	N	Appalachian St.	87 60				
								276	A	Omaha	70 55				
								276	H	Omaha	82 76				
								309	A	North Dakota St.	96 94				
								309	H	North Dakota St.	80 54				
								310	A	Denver	79 33				
								310	H	Denver	85 60				
								322	H	Portland St.	103 61				
								328	H	IPFW	92 60				
LAST 12 Division I GAMES:															
138	H	Oral Roberts	71 48	328	H	IPFW	92 60								
276	A	Omaha	70 55	62	A	South Dakota St.	63 58								
310	A	Denver	79 33	309	A	North Dakota St.	96 94								
309	H	North Dakota St.	80 54	276	H	Omaha	82 76								
226	A	Western Ill.	102 77	138	A	Oral Roberts	56 60								
116	H	IUPUI	65 59	310	H	Denver	85 60								

Non-Div I Games: Dakota Wesleyan 94 54

South Dakota

Loss, Non-Conf, S Site, H Home A Away N Neutral

Average RPI Win:	209	WON-LOST	WINNING	LAST 10	STRENGTH OF	OPP. STRENGTH	TEAM	ADJ.	CONF.	ADJ CONF.
Average RPI Loss:	29	RECORD	PCT. RANK	GAMES	SCHEDULE	OF SCHEDULE	RPI	RPI	RPI	RPI
DIV. I ONLY	21- 4	20	9- 1	170	114	62	62	18	18	
DIV. I NON-CONF.	10- 3	61	0- 0	58	16	36	36	19	19	
TOTALS	RPI 1-25	RPI 26-50	W-L RECORDS	RPI 51-100	RPI 101-150	RPI 150+				
21- 4	1- 3	0- 0	OVERALL	0- 1	7- 0	13- 0				
12- 2	1- 1	0- 0	HOME	0- 1	4- 0	7- 0				
7- 1	0- 1	0- 0	AWAY	0- 0	2- 0	5- 0				
2- 1	0- 1	0- 0	NEUTRAL	0- 0	1- 0	1- 0				
10- 3	1- 3	0- 0	NON-CONFERENCE	0- 0	4- 0	5- 0				
6- 1	1- 1	0- 0	HOME	0- 0	2- 0	3- 0				
2- 1	0- 1	0- 0	AWAY	0- 0	1- 0	1- 0				
2- 1	0- 1	0- 0	NEUTRAL	0- 0	1- 0	1- 0				
11- 1	0- 0	0- 0	CONFERENCE	0- 1	3- 0	8- 0				
6- 1	0- 0	0- 0	HOME	0- 1	2- 0	4- 0				
5- 0	0- 0	0- 0	AWAY	0- 0	1- 0	4- 0				
0- 0	0- 0	0- 0	NEUTRAL	0- 0	0- 0	0- 0				

RPI 1-25				RPI 26-50				RPI 51-100				RPI 101+ Team's RPI: 62			
RPI	S	Opponent	Score	RPI	S	Opponent	Score	RPI	S	Opponent	Score	RPI	S	Opponent	Score
1	H	Notre Dame	64 75					79	H	South Dakota	58 63	116	H	IUPUI	68 66
11	N	Maryland	55 62									121	H	UNI	89 86
20	H	DePaul	88 79									128	N	Pittsburgh	55 54
23	A	Green Bay	57 58									131	H	Arkansas	76 69
												138	A	Oral Roberts	68 50
												138	H	Oral Roberts	60 48
												142	A	Creighton	53 51
												161	N	Old Dominion	71 39
												169	H	Northern Colo.	66 62
												182	H	Marist	77 68
												226	H	Western Ill.	85 63
												253	A	Bowling Green	58 45
												276	A	Omaha	65 47
												276	H	Omaha	68 58
												309	A	North Dakota St.	81 63
												309	H	North Dakota St.	81 47
												310	A	Denver	76 39
												322	H	Portland St.	74 65
												328	A	IPFW	61 42
												328	H	IPFW	92 64
LAST 12 Division I GAMES:															
328	H	IPFW	92 64	116	H	IUPUI	68 66								
138	H	Oral Roberts	60 48	79	H	South Dakota	58 63								
309	H	North Dakota St.	81 47	328	A	IPFW	61 42								
276	A	Omaha	65 47	276	H	Omaha	68 58								
138	A	Oral Roberts	68 50	309	A	North Dakota St.	81 63								
226	H	Western Ill.	85 63	310	A	Denver	76 39								

Non-Div I Games:

South Dakota St.

■ Loss, 
 ■ Non-Conf, S Site, 
 ■ Home 
 ■ Away 
 N Neutral



Average RPI Win:	157	WON-LOST	WINNING	LAST 10	STRENGTH OF	OPP. STRENGTH	TEAM	ADJ.	CONF.	ADJ CONF.
Average RPI Loss:	37	RECORD	PCT. RANK	GAMES	SCHEDULE	OF SCHEDULE	RPI	RPI	RPI	RPI
DIV. I ONLY	18- 7	58	3- 3	68	45	44	44	9	9	
DIV. I NON-CONF.	7- 4	110	0- 2	10	11	27	27	7	7	
TOTALS	RPI 1-25	RPI 26-50	W-L RECORDS	RPI 51-100	RPI 101-150	RPI 150+				
18- 7	1- 4	0- 1	OVERALL	4- 1	3- 1	10- 0				
13- 1	1- 1	0- 0	HOME	3- 0	3- 0	6- 0				
5- 5	0- 1	0- 0	AWAY	1- 1	0- 0	4- 0				
0- 1	0- 1	0- 0	NEUTRAL	0- 0	0- 0	0- 0				
7- 4	1- 3	0- 1	NON-CONFERENCE	2- 0	3- 0	1- 0				
7- 0	1- 0	0- 0	HOME	2- 0	3- 0	1- 0				
0- 3	0- 2	0- 1	AWAY	0- 0	0- 0	0- 0				
0- 1	0- 1	0- 0	NEUTRAL	0- 0	0- 0	0- 0				
11- 3	0- 1	0- 0	CONFERENCE	2- 1	0- 1	9- 0				
6- 1	0- 1	0- 0	HOME	1- 0	0- 0	5- 0				
5- 2	0- 0	0- 0	AWAY	1- 1	0- 1	4- 0				
0- 0	0- 0	0- 0	NEUTRAL	0- 0	0- 0	0- 0				

RPI 1-25				RPI 26-50				Team's RPI: 44				RPI 51-100				RPI 101+			
RPI	S	Opponent	Score	RPI	S	Opponent	Score	RPI	S	Opponent	Score	RPI	S	Opponent	Score	RPI	S	Opponent	Score
2	H	UConn	59 75	42	A	St. John's (NY)	70 74	63	H	Chattanooga	61 33	109	A	Memphis	87 88				
4	A	Baylor	63 66					64	A	Temple	66 68	118	H	Harvard	86 59				
16	A	Louisville	50 67					80	A	Tulane	71 67	130	H	Penn St.	101 79				
17	H	Oklahoma St.	68 46					80	H	Tulane	77 65	147	H	Jacksonville	74 52				
25	N	Mississippi St.	58 68					89	H	Drexel	73 58	159	A	SMU	66 48				
												159	H	SMU	83 56				
												175	A	East Carolina	61 59				
												175	H	East Carolina	75 54				
												195	H	Butler	87 77				
												219	A	Cincinnati	78 51				
												219	H	Cincinnati	82 49				
												261	H	Houston	73 49				
												272	A	UCF	88 49				
												272	H	UCF	108 63				
LAST 12 Division I GAMES:																			
4	A	Baylor	63 66	159	A	SMU	66 48												
16	A	Louisville	50 67	261	H	Houston	73 49												
219	A	Cincinnati	78 51	272	A	UCF	88 49												
80	H	Tulane	77 65	109	A	Memphis	87 88												
64	A	Temple	66 68	175	H	East Carolina	75 54												
219	H	Cincinnati	82 49	80	A	Tulane	71 67												

Non-Div I Games:

South Fla.

■ Loss, 
 ■ Non-Conf, 
 ■ S Site, 
 ■ Home 
 ■ Away 
 N Neutral

Average RPI Win:	272	WON-LOST	WINNING	LAST 10	STRENGTH OF	OPP. STRENGTH	TEAM	ADJ.	CONF.	ADJ CONF.
Average RPI Loss:	153	RECORD	PCT. RANK	GAMES	SCHEDULE	OF SCHEDULE	RPI	RPI	RPI	RPI
DIV. I ONLY	12- 12	167	2- 5	246	303	202	202	24	24	
DIV. I NON-CONF.	5- 6	180	0- 1	178	341	186	186	23	23	
TOTALS	RPI 1-25	RPI 26-50	W-L RECORDS	RPI 51-100	RPI 101-150	RPI 150+				
12- 12	0- 0	0- 1	OVERALL	0- 4	1- 2	11- 5				
6- 3	0- 0	0- 0	HOME	0- 1	1- 2	5- 0				
6- 7	0- 0	0- 1	AWAY	0- 2	0- 0	6- 4				
0- 2	0- 0	0- 0	NEUTRAL	0- 1	0- 0	0- 1				
5- 6	0- 0	0- 1	NON-CONFERENCE	0- 2	0- 2	5- 1				
1- 2	0- 0	0- 0	HOME	0- 0	0- 2	1- 0				
4- 2	0- 0	0- 1	AWAY	0- 1	0- 0	4- 0				
0- 2	0- 0	0- 0	NEUTRAL	0- 1	0- 0	0- 1				
7- 6	0- 0	0- 0	CONFERENCE	0- 2	1- 0	6- 4				
5- 1	0- 0	0- 0	HOME	0- 1	1- 0	4- 0				
2- 5	0- 0	0- 0	AWAY	0- 1	0- 0	2- 4				
0- 0	0- 0	0- 0	NEUTRAL	0- 0	0- 0	0- 0				

RPI S	Opponent	Score	RPI S	Opponent	Score	RPI S	Opponent	Score	RPI S	Opponent	Score	Team's RPI: 202
33	A Missouri	32 74	67	N UC Riverside	67 85	104	H Belmont	81 74	126	H Central Ark.	54 63	
			74	A Saint Louis	52 67	145	H Southern Ill.	72 87	166	A SIUE	73 80	
			96	A UT Martin	65 95	201	A Eastern Ky.	55 56	223	N Idaho St.	64 65	
			96	H UT Martin	74 84	226	A Western Ill.	89 84	265	H Tennessee St.	75 65	
						268	H Austin Peay	71 69	269	A Murray St.	61 80	
						269	H Murray St.	96 59	275	A Tennessee Tech	60 57	
						281	H Jacksonville St.	61 47	295	A Wichita St.	66 62	
						298	H UMKC	78 65	300	A Morehead St.	89 79	
						335	A Lipscomb	84 69	336	A Eastern Ill.	59 64	
						345	A Alabama A&M	69 58				
LAST 12 Division I GAMES:												
67	N UC Riverside	67 85	96	H UT Martin	74 84							
269	A Murray St.	61 80	166	A SIUE	73 80							
96	A UT Martin	65 95	275	A Tennessee Tech	60 57							
336	A Eastern Ill.	59 64	281	H Jacksonville St.	61 47							
269	H Murray St.	96 59	201	A Eastern Ky.	55 56							
268	H Austin Peay	71 69	300	A Morehead St.	89 79							

Non-Div I Games: Harris-Stowe 78 66 William Woods 94 58

Southeast Mo. St.

Loss, Non-Conf, S Site, H Home A Away N Neutral

Average RPI Win:	281	WON-LOST	WINNING	LAST 10	STRENGTH OF	OPP. STRENGTH	TEAM	ADJ.	CONF.	ADJ CONF.
Average RPI Loss:	169	RECORD	PCT. RANK	GAMES	SCHEDULE	OF SCHEDULE	RPI	RPI	RPI	RPI
DIV. I ONLY	4- 19	318	2- 8	171	261	305	305	28	28	
DIV. I NON-CONF.	1- 10	330	0- 0	129	192	276	276	26	26	
TOTALS	RPI 1-25	RPI 26-50	W-L RECORDS	RPI 51-100	RPI 101-150	RPI 150+				
4- 19	0- 1	0- 1	OVERALL	0- 3	0- 5	4- 9				
3- 7	0- 0	0- 1	HOME	0- 1	0- 0	3- 5				
1- 12	0- 1	0- 0	AWAY	0- 2	0- 5	1- 4				
0- 0	0- 0	0- 0	NEUTRAL	0- 0	0- 0	0- 0				
1- 10	0- 1	0- 1	NON-CONFERENCE	0- 2	0- 3	1- 3				
0- 4	0- 0	0- 1	HOME	0- 0	0- 0	0- 3				
1- 6	0- 1	0- 0	AWAY	0- 2	0- 3	1- 0				
0- 0	0- 0	0- 0	NEUTRAL	0- 0	0- 0	0- 0				
3- 9	0- 0	0- 0	CONFERENCE	0- 1	0- 2	3- 6				
3- 3	0- 0	0- 0	HOME	0- 1	0- 0	3- 2				
0- 6	0- 0	0- 0	AWAY	0- 0	0- 2	0- 4				
0- 0	0- 0	0- 0	NEUTRAL	0- 0	0- 0	0- 0				

RPI 1-25				RPI 26-50				RPI 51-100				RPI 101+ Team's RPI: 305			
RPI	S	Opponent	Score	RPI	S	Opponent	Score	RPI	S	Opponent	Score	RPI	S	Opponent	Score
25	A	Mississippi St.	41 81	49	H	Auburn	68 80	61	H	Abilene Christian	72 88	124	A	Northwestern St.	62 82
								84	A	Georgia Tech	49 102	126	A	Central Ark.	58 80
								93	A	Wright St.	72 106	131	A	Arkansas	53 97
												133	A	Texas Tech	51 113
												136	A	Xavier	27 67
												168	A	McNeese St.	79 96
												168	H	McNeese St.	74 83
												187	H	Troy	90 100
												233	H	Stephen F. Austin	65 56
												237	A	Sam Houston St.	56 80
												251	A	Houston Baptist	56 64
												278	H	Lamar	73 66
												285	H	La.-Monroe	84 88
												293	A	Florida A&M	62 57
												306	H	Jackson St.	72 79
												320	H	Incarinate Word	66 70
												321	H	Nicholls St.	78 68
												325	A	A&M-Corpus Christi	67 69
LAST 12 Division I GAMES:															
321	H	Nicholls St.	78 68	325	A	A&M-Corpus Christi	67 69								
168	H	McNeese St.	74 83	320	H	Incarinate Word	66 70								
61	H	Abilene Christian	72 88	278	H	Lamar	73 66								
126	A	Central Ark.	58 80	251	A	Houston Baptist	56 64								
124	A	Northwestern St.	62 82	237	A	Sam Houston St.	56 80								
168	A	McNeese St.	79 96	233	H	Stephen F. Austin	65 56								

Non-Div I Games:

Southeastern La.

■ Loss, 
 ■ Non-Conf, 
 ■ S Site, 
 ■ Home 
 ■ A Away 
 N Neutral

Average RPI Win:	133	WON-LOST	WINNING	LAST 10	STRENGTH OF	OPP. STRENGTH	TEAM	ADJ.	CONF.	ADJ CONF.
Average RPI Loss:	43	RECORD	PCT. RANK	GAMES	SCHEDULE	OF SCHEDULE	RPI	RPI	RPI	RPI
DIV. I ONLY	17- 8	76	4- 6	23	46	39	39	1	1	
DIV. I NON-CONF.	11- 0	1	0- 0	65	303	6	6	1	1	
TOTALS	RPI 1-25	RPI 26-50	W-L RECORDS	RPI 51-100	RPI 101-150	RPI 150+				
17- 8	1- 4	1- 2	OVERALL	7- 1	3- 0	5- 1				
11- 3	1- 2	0- 1	HOME	5- 0	1- 0	4- 0				
3- 5	0- 2	0- 1	AWAY	2- 1	1- 0	0- 1				
3- 0	0- 0	1- 0	NEUTRAL	0- 0	1- 0	1- 0				
11- 0	0- 0	1- 0	NON-CONFERENCE	3- 0	2- 0	5- 0				
7- 0	0- 0	0- 0	HOME	2- 0	1- 0	4- 0				
1- 0	0- 0	0- 0	AWAY	1- 0	0- 0	0- 0				
3- 0	0- 0	1- 0	NEUTRAL	0- 0	1- 0	1- 0				
6- 8	1- 4	0- 2	CONFERENCE	4- 1	1- 0	0- 1				
4- 3	1- 2	0- 1	HOME	3- 0	0- 0	0- 0				
2- 5	0- 2	0- 1	AWAY	1- 1	1- 0	0- 1				
0- 0	0- 0	0- 0	NEUTRAL	0- 0	0- 0	0- 0				

RPI 1-25				RPI 26-50				Team's RPI: 39	RPI 51-100				RPI 101+			
RPI	S	Opponent	Score	RPI	S	Opponent	Score		RPI	S	Opponent	Score	RPI	S	Opponent	Score
6	H	Stanford	47 57	30	A	Washington	60 69		53	H	Albany (NY)	68 67	111	N	Iona	76 56
7	A	Arizona St.	68 69	30	H	Washington	53 61		55	H	Santa Clara	81 46	112	A	Arizona	67 57
9	H	Oregon St.	49 57	37	N	West Virginia	78 67		58	H	Oregon	74 67	150	H	Long Beach St.	69 43
10	A	UCLA	73 78						70	A	Utah	70 59	178	A	Colorado	63 66
10	H	UCLA	71 68						72	A	Washington St.	61 73	180	H	UNLV	73 42
									72	H	Washington St.	64 62	228	N	Grand Canyon	75 44
									78	H	California	61 47	293	H	Florida A&M	88 45
									97	A	Gonzaga	60 56	330	H	Southern Utah	71 32
													332	H	UC Irvine	75 56
LAST 12 Division I GAMES:																
72	H	Washington St.	64 62	78	H	California	61 47									
30	H	Washington	53 61	6	H	Stanford	47 57									
7	A	Arizona St.	68 69	30	A	Washington	60 69									
112	A	Arizona	67 57	72	A	Washington St.	61 73									
178	A	Colorado	63 66	10	H	UCLA	71 68									
70	A	Utah	70 59	58	H	Oregon	74 67									

Non-Div I Games: Hope Int'l 92 43

Southern California

■ Loss, 
 ■ Non-Conf, 
 ■ S Site, 
 ■ Home 
 ■ A Away 
 N Neutral

Average RPI Win: <b>237</b>	WON-LOST	WINNING	LAST 10	STRENGTH OF	OPP. STRENGTH	TEAM	ADJ.	CONF.	ADJ CONF.
Average RPI Loss: <b>138</b>	RECORD	PCT. RANK	GAMES	SCHEDULE	OF SCHEDULE	RPI	RPI	RPI	RPI
DIV. I ONLY	15- 9	99	3- 1	251	206	145	145	21	21
DIV. I NON-CONF.	7- 5	135	1- 0	130	219	121	121	17	17
<hr/>									
TOTALS	RPI 1-25	RPI 26-50	W-L RECORDS	RPI 51-100	RPI 101-150	RPI 150+			
15- 9	0- 1	0- 0	OVERALL	0- 2	3- 2	12- 4			
8- 3	0- 0	0- 0	HOME	0- 1	0- 1	8- 1			
7- 6	0- 1	0- 0	AWAY	0- 1	3- 1	4- 3			
0- 0	0- 0	0- 0	NEUTRAL	0- 0	0- 0	0- 0			
7- 5	0- 1	0- 0	NON-CONFERENCE	0- 1	1- 2	6- 1			
4- 2	0- 0	0- 0	HOME	0- 1	0- 1	4- 0			
3- 3	0- 1	0- 0	AWAY	0- 0	1- 1	2- 1			
0- 0	0- 0	0- 0	NEUTRAL	0- 0	0- 0	0- 0			
8- 4	0- 0	0- 0	CONFERENCE	0- 1	2- 0	6- 3			
4- 1	0- 0	0- 0	HOME	0- 0	0- 0	4- 1			
4- 3	0- 0	0- 0	AWAY	0- 1	2- 0	2- 2			
0- 0	0- 0	0- 0	NEUTRAL	0- 0	0- 0	0- 0			

RPI 1-25				RPI 26-50				RPI 51-100				RPI 101+ Team's RPI: 145			
RPI	S	Opponent	Score	RPI	S	Opponent	Score	RPI	S	Opponent	Score	RPI	S	Opponent	Score
20	A	DePaul	61 <b>105</b>					86	A	Missouri St.	77 <b>82</b>	108	A	Drake	77 67
								96	H	UT Martin	63 <b>70</b>	109	A	Memphis	58 <b>61</b>
												120	A	Mercer	55 52
												121	A	UNI	65 60
												141	H	Marshall	55 <b>61</b>
												163	A	Illinois	64 <b>78</b>
												166	H	SIUE	71 57
												167	A	Loyola Chicago	59 <b>83</b>
												167	H	Loyola Chicago	68 <b>69</b>
												202	A	Southeast Mo. St.	87 72
												218	H	Siena	73 54
												231	H	Indiana St.	76 64
												265	H	Tennessee St.	79 70
												269	A	Murray St.	70 57
												295	A	Wichita St.	48 <b>57</b>
												300	H	Morehead St.	102 69
												302	A	Bradley	65 51
												302	H	Bradley	75 49
												314	H	Illinois St.	76 71
												318	A	Evansville	66 63
												318	H	Evansville	74 56
<hr/>															
LAST 12 Division I GAMES:															
265	H	Tennessee St.	79 70	86	A	Missouri St.	77 <b>82</b>								
318	A	Evansville	66 63	295	A	Wichita St.	48 <b>57</b>								
302	A	Bradley	65 51	318	H	Evansville	74 56								
167	A	Loyola Chicago	59 <b>83</b>	167	H	Loyola Chicago	68 <b>69</b>								
314	H	Illinois St.	76 71	302	H	Bradley	75 49								
231	H	Indiana St.	76 64	121	A	UNI	65 60								

Non-Div I Games:

Southern Ill.

■ Loss, 
 ■ Non-Conf, 
 ■ S Site, 
 ■ Home 
 ■ A Away 
 N Neutral

Average RPI Win:	226	WON-LOST	WINNING	LAST 10	STRENGTH OF	OPP. STRENGTH	TEAM	ADJ.	CONF.	ADJ CONF.
Average RPI Loss:	101	RECORD	PCT. RANK	GAMES	SCHEDULE	OF SCHEDULE	RPI	RPI	RPI	RPI
DIV. I ONLY	11- 11	167	1- 3	153	121	151	151	12	12	
DIV. I NON-CONF.	6- 4	125	1- 1	99	154	104	104	10	10	
TOTALS	RPI 1-25	RPI 26-50	W-L RECORDS	RPI 51-100	RPI 101-150	RPI 150+				
11- 11	0- 2	0- 1	OVERALL	0- 4	1- 1	10- 3				
10- 0	0- 0	0- 0	HOME	0- 0	1- 0	9- 0				
1- 10	0- 2	0- 1	AWAY	0- 3	0- 1	1- 3				
0- 1	0- 0	0- 0	NEUTRAL	0- 1	0- 0	0- 0				
6- 4	0- 2	0- 0	NON-CONFERENCE	0- 2	1- 0	5- 0				
5- 0	0- 0	0- 0	HOME	0- 0	1- 0	4- 0				
1- 3	0- 2	0- 0	AWAY	0- 1	0- 0	1- 0				
0- 1	0- 0	0- 0	NEUTRAL	0- 1	0- 0	0- 0				
5- 7	0- 0	0- 1	CONFERENCE	0- 2	0- 1	5- 3				
5- 0	0- 0	0- 0	HOME	0- 0	0- 0	5- 0				
0- 7	0- 0	0- 1	AWAY	0- 2	0- 1	0- 3				
0- 0	0- 0	0- 0	NEUTRAL	0- 0	0- 0	0- 0				

RPI	S	Opponent	Score	RPI	S	Opponent	Score	RPI	S	Opponent	Score	RPI	S	Opponent	Score	Team's RPI: 151
4	A	Baylor	42 97	31	A	UTEP	64 72	63	A	Chattanooga	48 53	123	H	Samford	56 48	
25	A	Mississippi St.	65 78					72	A	Middle Tenn.	44 74	143	A	UAB	49 53	
								94	A	Charlotte	59 80	161	A	Old Dominion	45 53	
								100	N	North Carolina	62 69	162	H	Ole Miss	57 38	
												171	H	Fla. Atlantic	89 80	
												176	A	Louisiana Tech	37 72	
												176	H	Louisiana Tech	69 59	
												199	H	South Ala.	71 51	
												224	H	North Texas	57 38	
												243	H	Rice	68 62	
												246	A	UTSA	41 47	
												275	A	Tennessee Tech	69 57	
												279	H	Alabama St.	65 44	
												288	H	FIU	82 55	
												348	H	Mississippi Val.	71 55	
LAST 12 Division I GAMES:																
123	H	Samford	56 48	246	A	UTSA	41 47									
63	A	Chattanooga	48 53	31	A	UTEP	64 72									
72	A	Middle Tenn.	44 74	176	A	Louisiana Tech	37 72									
143	A	UAB	49 53	288	H	FIU	82 55									
243	H	Rice	68 62	171	H	Fla. Atlantic	89 80									
224	H	North Texas	57 38	161	A	Old Dominion	45 53									

Non-Div I Games: William Carey 75 34

Southern Miss.

Average RPI Win:	302	WON-LOST	WINNING	LAST 10	STRENGTH OF	OPP. STRENGTH	TEAM	ADJ.	CONF.	ADJ CONF.
Average RPI Loss:	114	RECORD	PCT. RANK	GAMES	SCHEDULE	OF SCHEDULE	RPI	RPI	RPI	RPI
DIV. I ONLY	11- 9	144	8- 2	276	298	179	179	32	32	
DIV. I NON-CONF.	1- 6	311	0- 0	12	5	167	167	31	31	
TOTALS	RPI 1-25	RPI 26-50	W-L RECORDS	RPI 51-100	RPI 101-150	RPI 150+				
11- 9	0- 2	0- 1	OVERALL	0- 2	0- 1	11- 3				
7- 1	0- 0	0- 0	HOME	0- 0	0- 0	7- 1				
4- 8	0- 1	0- 1	AWAY	0- 2	0- 1	4- 2				
0- 0	0- 0	0- 0	NEUTRAL	0- 0	0- 0	0- 0				
1- 6	0- 2	0- 1	NON-CONFERENCE	0- 2	0- 1	1- 0				
1- 0	0- 0	0- 0	HOME	0- 0	0- 0	1- 0				
0- 6	0- 2	0- 1	AWAY	0- 2	0- 1	0- 0				
0- 0	0- 0	0- 0	NEUTRAL	0- 0	0- 0	0- 0				
10- 3	0- 0	0- 0	CONFERENCE	0- 0	0- 0	10- 3				
6- 1	0- 0	0- 0	HOME	0- 0	0- 0	6- 1				
4- 2	0- 0	0- 0	AWAY	0- 0	0- 0	4- 2				
0- 0	0- 0	0- 0	NEUTRAL	0- 0	0- 0	0- 0				

RPI 1-25				RPI 26-50				RPI 51-100				RPI 101+ Team's RPI: 179			
RPI	S	Opponent	Score	RPI	S	Opponent	Score	RPI	S	Opponent	Score	RPI	S	Opponent	Score
11	A	Maryland	61 94	48	A	Kansas St.	47 59	69	A	Nebraska	38 89	102	A	Iowa St.	46 86
14	A	Texas A&M	47 88					80	A	Tulane	48 77	185	A	Grambling	52 65
												185	H	Grambling	80 68
												199	H	South Ala.	50 45
												238	A	Texas Southern	45 59
												279	H	Alabama St.	59 60
												291	A	Prairie View	65 55
												306	A	Jackson St.	66 57
												306	H	Jackson St.	84 57
												318	H	Alcorn	66 57
												339	A	Ark.-Pine Bluff	78 61
												339	H	Ark.-Pine Bluff	74 70
												345	H	Alabama A&M	77 38
												348	A	Mississippi Val.	99 36
												348	H	Mississippi Val.	78 26
LAST 12 Division I GAMES:															
348	H	Mississippi Val.	78 26	279	H	Alabama St.	59 60								
339	H	Ark.-Pine Bluff	74 70	348	A	Mississippi Val.	99 36								
306	A	Jackson St.	66 57	339	A	Ark.-Pine Bluff	78 61								
185	A	Grambling	52 65	306	H	Jackson St.	84 57								
318	H	Alcorn	66 57	185	H	Grambling	80 68								
345	H	Alabama A&M	77 38	291	A	Prairie View	65 55								

Non-Div I Games:      Tougaloo                      81   48                      Spring Hill                      65   46

Southern U.

Loss, Non-Conf, S Site, H Home A Away N Neutral

## Southern Utah

Through Games Of Feb. 16, 2016

Average RPI Win:	315	WON-LOST	WINNING	LAST 10	STRENGTH OF	OPP. STRENGTH	TEAM	ADJ.	CONF.	ADJ CONF.
Average RPI Loss:	178	RECORD	PCT. RANK	GAMES	SCHEDULE	OF SCHEDULE	RPI	RPI	RPI	RPI
DIV. I ONLY	2- 21	342	0- 10	145	312	330	330	20	20	
DIV. I NON-CONF.	2- 8	290	0- 0	279	275	327	327	21	21	
TOTALS	RPI 1-25	RPI 26-50	W-L RECORDS	RPI 51-100	RPI 101-150	RPI 150+				
2- 21	0- 0	0- 1	OVERALL	0- 1	0- 4	2- 15				
2- 7	0- 0	0- 0	HOME	0- 0	0- 1	2- 6				
0- 13	0- 0	0- 1	AWAY	0- 1	0- 3	0- 8				
0- 1	0- 0	0- 0	NEUTRAL	0- 0	0- 0	0- 1				
2- 8	0- 0	0- 1	NON-CONFERENCE	0- 1	0- 1	2- 5				
2- 1	0- 0	0- 0	HOME	0- 0	0- 0	2- 1				
0- 6	0- 0	0- 1	AWAY	0- 1	0- 1	0- 3				
0- 1	0- 0	0- 0	NEUTRAL	0- 0	0- 0	0- 1				
0- 13	0- 0	0- 0	CONFERENCE	0- 0	0- 3	0- 10				
0- 6	0- 0	0- 0	HOME	0- 0	0- 1	0- 5				
0- 7	0- 0	0- 0	AWAY	0- 0	0- 2	0- 5				
0- 0	0- 0	0- 0	NEUTRAL	0- 0	0- 0	0- 0				

RPI S	Opponent	Score	RPI S	Opponent	Score	RPI S	Opponent	Score	RPI S	Opponent	Score	Team's RPI: 330
			39 A	Southern California	32 71	92 A	TCU	47 76	101 A	New Mexico St.	60 74	
									129 A	North Dakota	56 68	
									132 A	Idaho	48 93	
									132 H	Idaho	51 62	
									160 A	Montana St.	59 86	
									160 H	Montana St.	66 87	
									169 A	Northern Colo.	44 64	
									174 A	Eastern Wash.	53 64	
									174 H	Eastern Wash.	82 85	
									180 A	UNLV	44 79	
									186 A	New Mexico	48 70	
									192 H	Weber St.	51 69	
									210 A	Montana	60 66	
									210 H	Montana	50 81	
									221 A	Utah Valley	58 70	
									223 H	Idaho St.	67 71	
									249 N	N.C. A&T	65 78	
									272 A	Northern Ariz.	48 57	
									287 H	CSUN	67 65	
									332 H	UC Irvine	58 63	
									343 H	Air Force	75 56	
LAST 12 Division I GAMES:												
			160 H	Montana St.	66 87		129 A	North Dakota	56 68			
			210 H	Montana	50 81		169 A	Northern Colo.	44 64			
			174 A	Eastern Wash.	53 64		132 H	Idaho	51 62			
			132 A	Idaho	48 93		174 H	Eastern Wash.	82 85			
			192 H	Weber St.	51 69		272 A	Northern Ariz.	48 57			
			223 H	Idaho St.	67 71		210 A	Montana	60 66			

Non-Div I Games:

Southern Utah

■ Loss, 
 ■ Non-Conf, 
 ■ S Site, 
 ■ Home 
 ■ A Away 
 N Neutral



Average RPI Win:	158	WON-LOST	WINNING	LAST 10	STRENGTH OF	OPP. STRENGTH	TEAM	ADJ.	CONF.	ADJ CONF.
Average RPI Loss:	95	RECORD	PCT. RANK	GAMES	SCHEDULE	OF SCHEDULE	RPI	RPI	RPI	RPI
DIV. I ONLY	20- 5	32	3- 3	127	85	40	40	7	7	
DIV. I NON-CONF.	11- 2	28	0- 1	153	81	35	35	8	8	
TOTALS	RPI 1-25	RPI 26-50	W-L RECORDS	RPI 51-100	RPI 101-150	RPI 150+				
20- 5	0- 2	1- 0	OVERALL	4- 1	4- 1	11- 1				
14- 0	0- 0	1- 0	HOME	3- 0	3- 0	7- 0				
6- 5	0- 1	0- 0	AWAY	1- 1	1- 1	4- 0				
0- 0	0- 0	0- 0	NEUTRAL	0- 0	0- 0	0- 0				
11- 2	0- 1	1- 0	NON-CONFERENCE	1- 1	4- 0	5- 0				
8- 0	0- 0	1- 0	HOME	1- 0	3- 0	3- 0				
3- 2	0- 1	0- 0	AWAY	0- 1	1- 0	2- 0				
0- 0	0- 0	0- 0	NEUTRAL	0- 0	0- 0	0- 0				
9- 3	0- 1	0- 0	CONFERENCE	3- 0	0- 1	6- 1				
6- 0	0- 0	0- 0	HOME	2- 0	0- 0	4- 0				
3- 3	0- 1	0- 0	AWAY	1- 0	0- 1	2- 1				
0- 0	0- 0	0- 0	NEUTRAL	0- 0	0- 0	0- 0				

RPI 1-25				RPI 26-50				Team's RPI: 40				RPI 51-100				RPI 101+			
RPI	S	Opponent	Score	RPI	S	Opponent	Score	RPI	S	Opponent	Score	RPI	S	Opponent	Score	RPI	S	Opponent	Score
20	A	DePaul	54 77	35	H	James Madison	56 45	52	A	Dayton	59 54	103	A	VCU	47 52				
21	A	Duquesne	62 74					74	H	Saint Louis	80 59	115	H	Toledo	74 63				
								85	H	Georgetown	69 54	130	H	Penn St.	70 60				
								87	H	Saint Joseph's	65 51	133	H	Buffalo	59 32				
								89	A	Drexel	46 58	139	A	Stony Brook	73 68				
												154	A	Davidson	59 47				
												164	H	George Mason	70 55				
												165	H	Fordham	55 41				
												177	H	Detroit	84 73				
												191	A	Rhode Island	69 56				
												203	A	Canisius	59 47				
												208	H	Richmond	66 43				
												218	H	Siena	57 40				
												240	A	Massachusetts	60 69				
												240	H	Massachusetts	66 41				
												290	A	Colgate	62 38				
												304	H	Niagara	67 55				
LAST 12 Division I GAMES:																			
89	A	Drexel	46 58	21	A	Duquesne	62 74												
240	A	Massachusetts	60 69	52	A	Dayton	59 54												
74	H	Saint Louis	80 59	164	H	George Mason	70 55												
103	A	VCU	47 52	154	A	Davidson	59 47												
208	H	Richmond	66 43	240	H	Massachusetts	66 41												
87	H	Saint Joseph's	65 51	165	H	Fordham	55 41												

Non-Div I Games:

St. Bonaventure

Average RPI Win:	<b>294</b>	WON-LOST	WINNING	LAST 10	STRENGTH OF	OPP. STRENGTH	TEAM	ADJ.	CONF.	ADJ CONF.
Average RPI Loss:	<b>252</b>	RECORD	PCT. RANK	GAMES	SCHEDULE	OF SCHEDULE	RPI	RPI	RPI	RPI
DIV. I ONLY	<b>6- 19</b>	<b>296</b>	<b>3- 7</b>	<b>340</b>	<b>346</b>	<b>340</b>	<b>340</b>	<b>30</b>	<b>30</b>	
DIV. I NON-CONF.	<b>3- 8</b>	<b>258</b>	<b>0- 0</b>	<b>330</b>	<b>315</b>	<b>323</b>	<b>323</b>	<b>32</b>	<b>32</b>	
TOTALS	RPI 1-25	RPI 26-50	W-L RECORDS	RPI 51-100	RPI 101-150	RPI 150+				
6- 19	0- 0	0- 0	OVERALL	0- 3	0- 0	6- 16				
2- 8	0- 0	0- 0	HOME	0- 1	0- 0	2- 7				
3- 10	0- 0	0- 0	AWAY	0- 1	0- 0	3- 9				
1- 1	0- 0	0- 0	NEUTRAL	0- 1	0- 0	1- 0				
3- 8	0- 0	0- 0	NON-CONFERENCE	0- 3	0- 0	3- 5				
1- 2	0- 0	0- 0	HOME	0- 1	0- 0	1- 1				
1- 5	0- 0	0- 0	AWAY	0- 1	0- 0	1- 4				
1- 1	0- 0	0- 0	NEUTRAL	0- 1	0- 0	1- 0				
3- 11	0- 0	0- 0	CONFERENCE	0- 0	0- 0	3- 11				
1- 6	0- 0	0- 0	HOME	0- 0	0- 0	1- 6				
2- 5	0- 0	0- 0	AWAY	0- 0	0- 0	2- 5				
0- 0	0- 0	0- 0	NEUTRAL	0- 0	0- 0	0- 0				

RPI 1-25			RPI 26-50			RPI 51-100			RPI 101+ Team's RPI: 340		
RPI	S	Opponent	Score	RPI	S	Opponent	Score	RPI	S	Opponent	Score
						71 H Army West Point	35 <b>74</b>	197 H Robert Morris		53 <b>62</b>	
						84 A Georgia Tech	51 <b>89</b>	227 A Manhattan		53 <b>61</b>	
						85 N Georgetown	52 <b>74</b>	235 A Bryant		58 57	
								235 H Bryant		42 <b>70</b>	
								236 A Sacred Heart		55 <b>63</b>	
								236 H Sacred Heart		51 <b>68</b>	
								256 H Loyola Maryland		64 54	
								263 H Saint Francis (PA)		76 <b>83</b>	
								266 A Central Conn. St.		61 <b>65</b>	
								274 A Monmouth		54 <b>63</b>	
								286 H Rider		59 <b>71</b>	
								292 A Vermont		59 55	
								311 A Fairleigh Dickinson		61 <b>65</b>	
								311 H Fairleigh Dickinson		88 78	
								323 A LIU Brooklyn		71 51	
								323 H LIU Brooklyn		62 <b>65</b>	
								331 A Lafayette		59 <b>77</b>	
								333 A Saint Peter's		40 <b>44</b>	
								338 A Mt. St. Mary's		56 <b>66</b>	
								344 A Wagner		53 <b>70</b>	
								344 H Wagner		78 <b>82</b>	
								346 N Norfolk St.		59 55	
LAST 12 Division I GAMES:											
235 A Bryant		58 57		344 A Wagner		53 <b>70</b>					
323 H LIU Brooklyn		62 <b>65</b>		323 A LIU Brooklyn		71 51					
311 H Fairleigh Dickinson		88 78		235 H Bryant		42 <b>70</b>					
236 A Sacred Heart		55 <b>63</b>		236 H Sacred Heart		51 <b>68</b>					
344 H Wagner		78 <b>82</b>		263 H Saint Francis (PA)		76 <b>83</b>					
266 A Central Conn. St.		61 <b>65</b>		197 H Robert Morris		53 <b>62</b>					

Non-Div I Games:

St. Francis Brooklyn

■ Loss, 
 ■ Non-Conf, 
 ■ S Site, 
 ■ H Home 
 ■ A Away 
 N Neutral

Average RPI Win:	151	WON-LOST	WINNING	LAST 10	STRENGTH OF	OPP. STRENGTH	TEAM	ADJ.	CONF.	ADJ CONF.
Average RPI Loss:	37	RECORD	PCT. RANK	GAMES	SCHEDULE	OF SCHEDULE	RPI	RPI	RPI	RPI
DIV. I ONLY	18- 7	58	6- 4	72	49	42	42	6	6	
DIV. I NON-CONF.	9- 2	37	0- 0	133	75	29	29	6	6	
<hr/>										
TOTALS	RPI 1-25	RPI 26-50	W-L RECORDS	RPI 51-100	RPI 101-150	RPI 150+				
18- 7	0- 4	4- 0	OVERALL	3- 3	2- 0	9- 0				
10- 2	0- 1	2- 0	HOME	2- 1	1- 0	5- 0				
8- 5	0- 3	2- 0	AWAY	1- 2	1- 0	4- 0				
0- 0	0- 0	0- 0	NEUTRAL	0- 0	0- 0	0- 0				
9- 2	0- 2	2- 0	NON-CONFERENCE	0- 0	0- 0	7- 0				
5- 0	0- 0	1- 0	HOME	0- 0	0- 0	4- 0				
4- 2	0- 2	1- 0	AWAY	0- 0	0- 0	3- 0				
0- 0	0- 0	0- 0	NEUTRAL	0- 0	0- 0	0- 0				
9- 5	0- 2	2- 0	CONFERENCE	3- 3	2- 0	2- 0				
5- 2	0- 1	1- 0	HOME	2- 1	1- 0	1- 0				
4- 3	0- 1	1- 0	AWAY	1- 2	1- 0	1- 0				
0- 0	0- 0	0- 0	NEUTRAL	0- 0	0- 0	0- 0				

RPI 1-25				RPI 26-50				RPI 51-100				RPI 101+			
RPI	S	Opponent	Score	RPI	S	Opponent	Score	RPI	S	Opponent	Score	RPI	S	Opponent	Score
10	A	UCLA	58 73	34	A	Seton Hall	72 64	54	A	Villanova	54 58	136	H	Xavier	57 41
20	A	DePaul	71 77	34	H	Seton Hall	71 69	54	H	Villanova	59 71	142	A	Creighton	66 55
20	H	DePaul	61 71	41	A	Rutgers	69 62	82	A	Marquette	64 67	158	H	Yale	69 56
21	A	Duquesne	57 76	44	H	South Fla.	74 70	82	H	Marquette	81 77	182	H	Marist	61 47
								85	A	Georgetown	65 60	195	H	Butler	68 41
								85	H	Georgetown	63 55	196	A	Kansas	86 71
												213	H	Fairfield	73 54
												236	H	Sacred Heart	67 54
												255	A	Providence	80 61
												272	A	UCF	70 42
												332	A	UC Irvine	85 63
<hr/>															
LAST 12 Division I GAMES:															
85	H	Georgetown	63 55	195	H	Butler	68 41								
54	H	Villanova	59 71	54	A	Villanova	54 58								
34	A	Seton Hall	72 64	85	A	Georgetown	65 60								
20	A	DePaul	71 77	34	H	Seton Hall	71 69								
82	A	Marquette	64 67	82	H	Marquette	81 77								
136	H	Xavier	57 41	20	H	DePaul	61 71								

Non-Div I Games:

St. John's (NY)

## St. Mary's (CA)

Through Games Of Feb. 16, 2016

Average RPI Win:	165	WON-LOST	WINNING	LAST 10	STRENGTH OF	OPP. STRENGTH	TEAM	ADJ.	CONF.	ADJ CONF.
Average RPI Loss:	95	RECORD	PCT. RANK	GAMES	SCHEDULE	OF SCHEDULE	RPI	RPI	RPI	RPI
DIV. I ONLY	19- 6	42	8- 2	95	95	56	56	8	8	
DIV. I NON-CONF.	9- 2	37	0- 0	134	93	63	63	9	9	
TOTALS	RPI 1-25	RPI 26-50	W-L RECORDS	RPI 51-100	RPI 101-150	RPI 150+				
19- 6	0- 2	0- 1	OVERALL	7- 1	1- 0	11- 2				
8- 4	0- 1	0- 1	HOME	2- 1	1- 0	5- 1				
10- 2	0- 1	0- 0	AWAY	4- 0	0- 0	6- 1				
1- 0	0- 0	0- 0	NEUTRAL	1- 0	0- 0	0- 0				
9- 2	0- 0	0- 1	NON-CONFERENCE	3- 0	1- 0	5- 1				
4- 2	0- 0	0- 1	HOME	1- 0	1- 0	2- 1				
4- 0	0- 0	0- 0	AWAY	1- 0	0- 0	3- 0				
1- 0	0- 0	0- 0	NEUTRAL	1- 0	0- 0	0- 0				
10- 4	0- 2	0- 0	CONFERENCE	4- 1	0- 0	6- 1				
4- 2	0- 1	0- 0	HOME	1- 1	0- 0	3- 0				
6- 2	0- 1	0- 0	AWAY	3- 0	0- 0	3- 1				
0- 0	0- 0	0- 0	NEUTRAL	0- 0	0- 0	0- 0				

RPI 1-25				RPI 26-50				RPI 51-100				RPI 101+			
RPI	S	Opponent	Score	RPI	S	Opponent	Score	RPI	S	Opponent	Score	RPI	S	Opponent	Score
12	A	BYU	59 65	33	H	Missouri	78 95	54	N	Villanova	67 60	149	H	Fresno St.	83 81
12	H	BYU	44 65					55	H	Santa Clara	67 73	157	A	Pacific	82 73
								72	H	Washington St.	75 71	157	H	Pacific	83 75
								78	A	California	64 63	169	A	Northern Colo.	65 52
								83	A	San Diego	73 68	189	H	UC Davis	71 78
								83	H	San Diego	68 60	190	H	San Jose St.	91 81
								97	A	Gonzaga	69 68	200	H	Cal Poly	87 83
								99	A	San Francisco	78 68	234	A	Wyoming	70 64
												239	A	Loyola Marymount	91 81
												239	H	Loyola Marymount	72 57
												267	A	Pepperdine	58 62
												267	H	Pepperdine	88 72
												283	A	Portland	78 51
												287	A	CSUN	93 59
LAST 12 Division I GAMES:															
239	A	Loyola Marymount	91 81	97	A	Gonzaga	69 68								
267	A	Pepperdine	58 62	157	A	Pacific	82 73								
12	H	BYU	44 65	267	H	Pepperdine	88 72								
83	H	San Diego	68 60	239	H	Loyola Marymount	72 57								
157	H	Pacific	83 75	83	A	San Diego	73 68								
283	A	Portland	78 51	12	A	BYU	59 65								

Non-Div I Games:

St. Mary's (CA)

Loss, 
Non-Conf, 
S Site, 
H Home
A Away 
N Neutral

Average RPI Win:	91	WON-LOST	WINNING	LAST 10	STRENGTH OF	OPP. STRENGTH	TEAM	ADJ.	CONF.	ADJ CONF.
Average RPI Loss:	16	RECORD	PCT. RANK	GAMES	SCHEDULE	OF SCHEDULE	RPI	RPI	RPI	RPI
DIV. I ONLY	20- 6	38	7- 3	3	9	6	6	1	1	
DIV. I NON-CONF.	10- 2	33	0- 0	6	28	3	3	1	1	
TOTALS	RPI 1-25	RPI 26-50	W-L RECORDS	RPI 51-100	RPI 101-150	RPI 150+				
20- 6	1- 5	3- 0	OVERALL	10- 1	2- 0	4- 0				
11- 2	1- 1	2- 0	HOME	4- 1	1- 0	3- 0				
6- 4	0- 4	1- 0	AWAY	3- 0	1- 0	1- 0				
3- 0	0- 0	0- 0	NEUTRAL	3- 0	0- 0	0- 0				
10- 2	1- 1	1- 0	NON-CONFERENCE	5- 1	0- 0	3- 0				
5- 1	1- 0	1- 0	HOME	1- 1	0- 0	2- 0				
2- 1	0- 1	0- 0	AWAY	1- 0	0- 0	1- 0				
3- 0	0- 0	0- 0	NEUTRAL	3- 0	0- 0	0- 0				
10- 4	0- 4	2- 0	CONFERENCE	5- 0	2- 0	1- 0				
6- 1	0- 1	1- 0	HOME	3- 0	1- 0	1- 0				
4- 3	0- 3	1- 0	AWAY	2- 0	1- 0	0- 0				
0- 0	0- 0	0- 0	NEUTRAL	0- 0	0- 0	0- 0				

RPI	S	Opponent	Score	RPI	S	Opponent	Score	RPI	S	Opponent	Score	RPI	S	Opponent	Score
7	A	Arizona St.	31 49	27	H	George Washington	84 63	52	N	Dayton	74 66	112	A	Arizona	59 34
7	H	Arizona St.	61 63	30	H	Washington	69 53	55	H	Santa Clara	58 61	112	H	Arizona	82 58
8	A	Texas	69 77	39	A	Southern California	57 47	58	A	Oregon	64 62	152	H	Cornell	93 38
9	A	Oregon St.	50 58					59	N	Purdue	71 65	178	H	Colorado	71 56
10	A	UCLA	36 56					63	H	Chattanooga	73 30	189	A	UC Davis	74 45
15	H	Tennessee	69 55					70	H	Utah	72 52	246	H	CSU Bakersfield	83 41
								72	H	Washington St.	69 52				
								78	A	California	60 55				
								78	H	California	53 46				
								86	N	Missouri St.	82 65				
								97	A	Gonzaga	65 48				
LAST 12 Division I GAMES:															
7	H	Arizona St.	61 63	10	A	UCLA	36 56								
112	H	Arizona	82 58	39	A	Southern California	57 47								
78	A	California	60 55	9	A	Oregon St.	50 58								
78	H	California	53 46	58	A	Oregon	64 62								
72	H	Washington St.	69 52	178	H	Colorado	71 56								
30	H	Washington	69 53	70	H	Utah	72 52								

Non-Div I Games:

Stanford

Average RPI Win:	239	WON-LOST	WINNING	LAST 10	STRENGTH OF	OPP. STRENGTH	TEAM	ADJ.	CONF.	ADJ CONF.
Average RPI Loss:	183	RECORD	PCT. RANK	GAMES	SCHEDULE	OF SCHEDULE	RPI	RPI	RPI	RPI
DIV. I ONLY	10- 10	167	6- 4	257	279	233	233	28	28	
DIV. I NON-CONF.	3- 5	218	0- 0	166	249	214	214	26	26	
TOTALS	RPI 1-25	RPI 26-50	W-L RECORDS	RPI 51-100	RPI 101-150	RPI 150+				
10- 10	0- 0	0- 0	OVERALL	0- 2	1- 3	9- 5				
6- 4	0- 0	0- 0	HOME	0- 1	1- 2	5- 1				
2- 4	0- 0	0- 0	AWAY	0- 1	0- 0	2- 3				
2- 2	0- 0	0- 0	NEUTRAL	0- 0	0- 1	2- 1				
3- 5	0- 0	0- 0	NON-CONFERENCE	0- 1	0- 2	3- 2				
1- 1	0- 0	0- 0	HOME	0- 0	0- 1	1- 0				
0- 2	0- 0	0- 0	AWAY	0- 1	0- 0	0- 1				
2- 2	0- 0	0- 0	NEUTRAL	0- 0	0- 1	2- 1				
7- 5	0- 0	0- 0	CONFERENCE	0- 1	1- 1	6- 3				
5- 3	0- 0	0- 0	HOME	0- 1	1- 1	4- 1				
2- 2	0- 0	0- 0	AWAY	0- 0	0- 0	2- 2				
0- 0	0- 0	0- 0	NEUTRAL	0- 0	0- 0	0- 0				

RPI 1-25				RPI 26-50				RPI 51-100				RPI 101+ Team's RPI: 233					
RPI	S	Opponent	Score	RPI	S	Opponent	Score	RPI	S	Opponent	Score	RPI	S	Opponent	Score		
								61	H	Abilene Christian	70	85	116	N	IUPUI	55	62
								92	A	TCU	55	88	124	H	Northwestern St.	68	52
												126	H	Central Ark.	53	55	
												144	H	UT Arlington	63	67	
												166	N	SIUE	82	74	
												168	H	McNeese St.	80	55	
												176	A	Louisiana Tech	44	76	
												192	N	Weber St.	46	56	
												231	N	Indiana St.	71	62	
												237	H	Sam Houston St.	70	63	
												243	H	Rice	59	45	
												251	A	Houston Baptist	64	50	
												278	H	Lamar	60	64	
												305	A	Southeastern La.	56	65	
												320	H	Incarnate Word	74	62	
												325	A	A&M-Corpus Christi	71	66	
												325	H	A&M-Corpus Christi	72	59	
												341	A	New Orleans	57	58	
LAST 12 Division I GAMES:																	
325	H	A&M-Corpus Christi	72	59	278	H	Lamar	60	64								
320	H	Incarnate Word	74	62	61	H	Abilene Christian	70	85								
251	A	Houston Baptist	64	50	341	A	New Orleans	57	58								
124	H	Northwestern St.	68	52	126	H	Central Ark.	53	55								
325	A	A&M-Corpus Christi	71	66	305	A	Southeastern La.	56	65								
237	H	Sam Houston St.	70	63	168	H	McNeese St.	80	55								

Non-Div I Games: Texas-Tyler 91 69 Tex. A&M-Commerce 75 65 LSU-Shreveport 94 39

Stephen F. Austin

Average RPI Win:	282	WON-LOST	WINNING	LAST 10	STRENGTH OF	OPP. STRENGTH	TEAM	ADJ.	CONF.	ADJ CONF.
Average RPI Loss:	127	RECORD	PCT. RANK	GAMES	SCHEDULE	OF SCHEDULE	RPI	RPI	RPI	RPI
DIV. I ONLY	13- 9	122	7- 3	306	238	181	181	29	29	
DIV. I NON-CONF.	6- 5	146	1- 0	252	135	177	177	27	27	
TOTALS	RPI 1-25	RPI 26-50	W-L RECORDS	RPI 51-100	RPI 101-150	RPI 150+				
13- 9	0- 1	0- 1	OVERALL	0- 2	1- 2	12- 3				
6- 2	0- 0	0- 0	HOME	0- 0	1- 0	5- 2				
7- 5	0- 1	0- 1	AWAY	0- 1	0- 1	7- 1				
0- 2	0- 0	0- 0	NEUTRAL	0- 1	0- 1	0- 0				
6- 5	0- 1	0- 1	NON-CONFERENCE	0- 1	0- 1	6- 1				
3- 1	0- 0	0- 0	HOME	0- 0	0- 0	3- 1				
3- 2	0- 1	0- 1	AWAY	0- 0	0- 0	3- 0				
0- 2	0- 0	0- 0	NEUTRAL	0- 1	0- 1	0- 0				
7- 4	0- 0	0- 0	CONFERENCE	0- 1	1- 1	6- 2				
3- 1	0- 0	0- 0	HOME	0- 0	1- 0	2- 1				
4- 3	0- 0	0- 0	AWAY	0- 1	0- 1	4- 1				
0- 0	0- 0	0- 0	NEUTRAL	0- 0	0- 0	0- 0				

RPI 1-25				RPI 26-50				RPI 51-100				RPI 101+				Team's RPI: 181
RPI	S	Opponent	Score	RPI	S	Opponent	Score	RPI	S	Opponent	Score	RPI	S	Opponent	Score	
15	A	Tennessee	56 90	26	A	Georgia	55 76	60	A	FGCU	48 61	137	N	Boise St.	65 71	
								76	N	Minnesota	69 72	147	A	Jacksonville	49 69	
												147	H	Jacksonville	66 61	
												156	H	Hampton	68 59	
												206	A	USC Upstate	58 73	
												206	H	USC Upstate	56 61	
												259	A	Bethune-Cookman	62 38	
												262	A	UNCW	52 49	
												271	H	Georgia St.	72 80	
												272	H	UCF	83 68	
												277	H	Ga. Southern	79 57	
												299	A	Kennesaw St.	57 54	
												317	A	North Florida	67 56	
												317	H	North Florida	81 61	
												335	A	Lipscomb	83 62	
												336	A	Eastern Ill.	68 66	
												342	A	NJIT	74 56	
												342	H	NJIT	60 55	
LAST 12 Division I GAMES:																
				342	A	NJIT	74 56					335	A	Lipscomb	83 62	
				206	A	USC Upstate	58 73					299	A	Kennesaw St.	57 54	
				317	A	North Florida	67 56					206	H	USC Upstate	56 61	
				147	H	Jacksonville	66 61					342	H	NJIT	60 55	
				317	H	North Florida	81 61					60	A	FGCU	48 61	
				147	A	Jacksonville	49 69					156	H	Hampton	68 59	

Non-Div I Games: Trinity Baptist 107 30 Armstrong St. 61 45 Flagler 84 47

Stetson

Stony Brook

Through Games Of Feb. 16, 2016

Average RPI Win:	237	WON-LOST	WINNING	LAST 10	STRENGTH OF	OPP. STRENGTH	TEAM	ADJ.	CONF.	ADJ CONF.
Average RPI Loss:	122	RECORD	PCT. RANK	GAMES	SCHEDULE	OF SCHEDULE	RPI	RPI	RPI	RPI
DIV. I ONLY	16- 10	103	5- 5	234	202	139	139	15	15	
DIV. I NON-CONF.	8- 5	120	0- 0	184	194	124	124	18	18	
TOTALS	RPI 1-25	RPI 26-50	W-L RECORDS	RPI 51-100	RPI 101-150	RPI 150+				
16- 10	0- 1	0- 1	OVERALL	0- 3	2- 0	14- 5				
9- 3	0- 0	0- 1	HOME	0- 0	2- 0	7- 2				
7- 7	0- 1	0- 0	AWAY	0- 3	0- 0	7- 3				
0- 0	0- 0	0- 0	NEUTRAL	0- 0	0- 0	0- 0				
8- 5	0- 1	0- 1	NON-CONFERENCE	0- 1	2- 0	6- 2				
4- 2	0- 0	0- 1	HOME	0- 0	2- 0	2- 1				
4- 3	0- 1	0- 0	AWAY	0- 1	0- 0	4- 1				
0- 0	0- 0	0- 0	NEUTRAL	0- 0	0- 0	0- 0				
8- 5	0- 0	0- 0	CONFERENCE	0- 2	0- 0	8- 3				
5- 1	0- 0	0- 0	HOME	0- 0	0- 0	5- 1				
3- 4	0- 0	0- 0	AWAY	0- 2	0- 0	3- 2				
0- 0	0- 0	0- 0	NEUTRAL	0- 0	0- 0	0- 0				

RPI 1-25				RPI 26-50				RPI 51-100				RPI 101+ Team's RPI: 139			
RPI	S	Opponent	Score	RPI	S	Opponent	Score	RPI	S	Opponent	Score	RPI	S	Opponent	Score
19	A	Syracuse	49 64	40	H	St. Bonaventure	68 73	53	A	Albany (NY)	54 73	111	H	Iona	58 53
								66	A	Hofstra	66 71	118	H	Harvard	64 63
								77	A	Maine	52 55	152	A	Cornell	58 49
												158	A	Yale	57 62
												162	H	Ole Miss	57 72
												170	A	UMBC	69 60
												170	H	UMBC	65 69
												204	A	Hartford	45 42
												204	H	Hartford	58 35
												220	A	Columbia	79 71
												225	H	Morgan St.	46 42
												229	A	Binghamton	47 54
												229	H	Binghamton	64 58
												242	A	New Hampshire	46 49
												242	H	New Hampshire	63 54
												292	H	Vermont	73 59
												312	A	UMass Lowell	64 50
												312	H	UMass Lowell	60 46
												323	H	LIU Brooklyn	71 54
												333	A	Saint Peter's	69 35
												344	A	Wagner	73 62
LAST 12 Division I GAMES:															
242	A	New Hampshire	46 49	77	A	Maine	52 55								
170	H	UMBC	65 69	53	A	Albany (NY)	54 73								
204	A	Hartford	45 42	204	H	Hartford	58 35								
312	H	UMass Lowell	60 46	242	H	New Hampshire	63 54								
229	A	Binghamton	47 54	170	A	UMBC	69 60								
292	H	Vermont	73 59	312	A	UMass Lowell	64 50								

Non-Div I Games:

Stony Brook

Loss, Non-Conf, S Site, H Home A Away N Neutral



Average RPI Win: <b>140</b>	WON-LOST	WINNING	LAST 10	STRENGTH OF	OPP. STRENGTH	TEAM	ADJ.	CONF.	ADJ CONF.
Average RPI Loss: <b>25</b>	RECORD	PCT. RANK	GAMES	SCHEDULE	OF SCHEDULE	RPI	RPI	RPI	RPI
DIV. I ONLY	20- 6	38	8- 2	38	36	19	19	5	5
DIV. I NON-CONF.	10- 3	61	0- 0	69	83	45	45	5	5
TOTALS	RPI 1-25	RPI 26-50	W-L RECORDS	RPI 51-100	RPI 101-150	RPI 150+			
20- 6	0- 5	3- 0	OVERALL	4- 1	6- 0	7- 0			
13- 2	0- 2	0- 0	HOME	3- 0	5- 0	5- 0			
5- 4	0- 3	2- 0	AWAY	1- 1	1- 0	1- 0			
2- 0	0- 0	1- 0	NEUTRAL	0- 0	0- 0	1- 0			
10- 3	0- 3	1- 0	NON-CONFERENCE	1- 0	2- 0	6- 0			
7- 1	0- 1	0- 0	HOME	1- 0	2- 0	4- 0			
1- 2	0- 2	0- 0	AWAY	0- 0	0- 0	1- 0			
2- 0	0- 0	1- 0	NEUTRAL	0- 0	0- 0	1- 0			
10- 3	0- 2	2- 0	CONFERENCE	3- 1	4- 0	1- 0			
6- 1	0- 1	0- 0	HOME	2- 0	3- 0	1- 0			
4- 2	0- 1	2- 0	AWAY	1- 1	1- 0	0- 0			
0- 0	0- 0	0- 0	NEUTRAL	0- 0	0- 0	0- 0			

RPI	S	Opponent	Score	RPI	S	Opponent	Score	RPI	S	Opponent	Score	RPI	S	Opponent	Score
1	A	Notre Dame	62 <b>90</b>	29	A	Miami (FL)	57 51	51	H	Duke	86 50	110	H	Virginia Tech	60 39
7	H	Arizona St.	54 <b>61</b>	30	N	Washington	66 62	84	H	Georgia Tech	71 52	113	H	Boston College	62 61
11	A	Maryland	64 <b>82</b>	46	A	North Carolina St.	55 52	89	H	Drexel	83 62	114	A	Wake Forest	91 65
15	A	Tennessee	55 <b>57</b>					95	A	Virginia	91 57	128	H	Pittsburgh	71 48
16	H	Louisville	53 <b>71</b>					100	A	North Carolina	73 <b>77</b>	139	H	Stony Brook	64 49
												147	H	Jacksonville	65 49
												165	N	Fordham	76 54
												191	A	Rhode Island	57 54
												209	H	UTRGV	91 32
												225	H	Morgan St.	90 61
												241	H	Clemson	83 62
												270	H	Coppin St.	88 56
												326	H	Howard	97 48
LAST 12 Division I GAMES:															
46	A	North Carolina St.	55 52	16	H	Louisville	53 <b>71</b>								
95	A	Virginia	91 57	1	A	Notre Dame	62 <b>90</b>								
84	H	Georgia Tech	71 52	114	A	Wake Forest	91 65								
241	H	Clemson	83 62	128	H	Pittsburgh	71 48								
29	A	Miami (FL)	57 51	110	H	Virginia Tech	60 39								
113	H	Boston College	62 61	100	A	North Carolina	73 <b>77</b>								

Non-Div I Games:

Syracuse

TCU				STRENGTH OF SCHEDULE	OPP. STRENGTH OF SCHEDULE	TEAM RPI	ADJ. RPI	CONF. RPI	ADJ CONF. RPI
Average RPI Win:	200	WON-LOST RECORD	WINNING PCT. RANK						
Average RPI Loss:	34		LAST 10 GAMES						
DIV. I ONLY	13- 11	148	3- 7	45	41	92	92	3	3
DIV. I NON-CONF.	8- 3	77	0- 0	270	168	146	146	4	4
-----									
TOTALS	RPI 1-25	RPI 26-50	W-L RECORDS	RPI 51-100	RPI 101-150	RPI 150+			
13- 11	0- 8	1- 2	OVERALL	0- 0	4- 0	8- 1			
10- 5	0- 4	1- 1	HOME	0- 0	2- 0	7- 0			
3- 6	0- 4	0- 1	AWAY	0- 0	2- 0	1- 1			
0- 0	0- 0	0- 0	NEUTRAL	0- 0	0- 0	0- 0			
8- 3	0- 2	0- 0	NON-CONFERENCE	0- 0	0- 0	8- 1			
7- 1	0- 1	0- 0	HOME	0- 0	0- 0	7- 0			
1- 2	0- 1	0- 0	AWAY	0- 0	0- 0	1- 1			
0- 0	0- 0	0- 0	NEUTRAL	0- 0	0- 0	0- 0			
5- 8	0- 6	1- 2	CONFERENCE	0- 0	4- 0	0- 0			
3- 4	0- 3	1- 1	HOME	0- 0	2- 0	0- 0			
2- 4	0- 3	0- 1	AWAY	0- 0	2- 0	0- 0			
0- 0	0- 0	0- 0	NEUTRAL	0- 0	0- 0	0- 0			

RPI 1-25				RPI 26-50				RPI 51-100 Team's RPI: 92				RPI 101+			
RPI	S	Opponent	Score	RPI	S	Opponent	Score	RPI	S	Opponent	Score	RPI	S	Opponent	Score
1	H	Notre Dame	72 88	37	H	West Virginia	84 97					102	A	Iowa St.	72 62
4	A	Baylor	55 72	48	A	Kansas St.	49 58					102	H	Iowa St.	79 69
4	H	Baylor	75 81	48	H	Kansas St.	87 73					133	A	Texas Tech	78 69
8	H	Texas	58 65									133	H	Texas Tech	69 48
14	A	Texas A&M	78 82									159	A	SMU	89 79
17	A	Oklahoma St.	52 80									195	A	Butler	53 65
24	A	Oklahoma	64 77									209	H	UTRGV	71 67
24	H	Oklahoma	65 78									233	H	Stephen F. Austin	88 55
												237	H	Sam Houston St.	85 59
												285	H	La.-Monroe	80 42
												291	H	Prairie View	69 60
												330	H	Southern Utah	76 47
												341	H	New Orleans	85 36
-----															
LAST 12 Division I GAMES:															
102	H	Iowa St.	79 69	8	H	Texas	58 65								
4	H	Baylor	75 81	48	A	Kansas St.	49 58								
24	A	Oklahoma	64 77	133	H	Texas Tech	69 48								
17	A	Oklahoma St.	52 80	4	A	Baylor	55 72								
102	A	Iowa St.	72 62	24	H	Oklahoma	65 78								
37	H	West Virginia	84 97	48	H	Kansas St.	87 73								

Non-Div I Games:

TCU

■ Loss, 
 ■ Non-Conf, S Site, 
 ■ Home 
 ■ Away 
 N Neutral

Average RPI Win:	180	WON-LOST	WINNING	LAST 10	STRENGTH OF	OPP. STRENGTH	TEAM	ADJ.	CONF.	ADJ CONF.
Average RPI Loss:	56	RECORD	PCT. RANK	GAMES	SCHEDULE	OF SCHEDULE	RPI	RPI	RPI	RPI
DIV. I ONLY	17- 8	76	7- 3	88	66	64	64	9	9	
DIV. I NON-CONF.	6- 5	146	0- 1	46	59	98	98	7	7	
TOTALS	RPI 1-25	RPI 26-50	W-L RECORDS	RPI 51-100	RPI 101-150	RPI 150+				
17- 8	1- 3	1- 2	OVERALL	2- 1	1- 1	12- 1				
10- 3	1- 1	1- 1	HOME	1- 1	1- 0	6- 0				
7- 5	0- 1	0- 0	AWAY	1- 0	0- 1	6- 0				
0- 0	0- 0	0- 0	NEUTRAL	0- 0	0- 0	0- 0				
6- 5	1- 1	0- 2	NON-CONFERENCE	1- 1	0- 1	4- 0				
4- 2	1- 0	0- 1	HOME	1- 1	0- 0	2- 0				
2- 3	0- 1	0- 1	AWAY	0- 0	0- 1	2- 0				
0- 0	0- 0	0- 0	NEUTRAL	0- 0	0- 0	0- 0				
11- 3	0- 2	1- 0	CONFERENCE	1- 0	1- 0	8- 1				
6- 1	0- 1	1- 0	HOME	0- 0	1- 0	4- 0				
5- 2	0- 1	0- 0	AWAY	1- 0	0- 0	4- 1				
0- 0	0- 0	0- 0	NEUTRAL	0- 0	0- 0	0- 0				

RPI	S	Opponent	Score	RPI	S	Opponent	Score	RPI	S	Opponent	Score	RPI	S	Opponent	Score
2	A	UConn	49 104	36	H	Penn	54 60	54	H	Villanova	61 55	107	A	Quinnipiac	56 58
2	H	UConn	60 85	41	A	Rutgers	51 61	80	A	Tulane	72 54	109	H	Memphis	82 58
13	A	Florida St.	47 75	44	H	South Fla.	68 66	87	H	Saint Joseph's	67 70	159	A	SMU	67 69
22	H	Florida	97 91									159	H	SMU	55 35
												165	A	Fordham	57 44
												175	A	East Carolina	83 63
												183	H	Tulsa	66 46
												219	A	Cincinnati	74 49
												219	H	Cincinnati	74 51
												236	H	Sacred Heart	92 62
												261	A	Houston	75 66
												261	H	Houston	78 48
												272	A	UCF	71 63
												282	A	La Salle	77 48
												327	H	Delaware St.	100 59
LAST 12 Division I GAMES:															
2	H	UConn	60 85	261	H	Houston	78 48								
219	A	Cincinnati	74 49	36	H	Penn	54 60								
44	H	South Fla.	68 66	2	A	UConn	49 104								
159	H	SMU	55 35	272	A	UCF	71 63								
175	A	East Carolina	83 63	219	H	Cincinnati	74 51								
80	A	Tulane	72 54	183	H	Tulsa	66 46								

Non-Div I Games:

Temple

## Tennessee

Through Games Of Feb. 16, 2016

Average RPI Win: 102		WON-LOST	WINNING	LAST 10	STRENGTH OF		OPP. STRENGTH	TEAM	ADJ.	CONF.	ADJ CONF.
Average RPI Loss: 34		RECORD	PCT. RANK	GAMES	SCHEDULE		OF SCHEDULE	RPI	RPI	RPI	RPI
DIV. I ONLY		15- 10	115	4- 6	1		26	15	15	2	2
DIV. I NON-CONF.		9- 4	95	0- 1	2		44	9	9	2	2
<hr/>											
TOTALS	RPI 1-25	RPI 26-50		W-L RECORDS		RPI 51-100		RPI 101-150		RPI 150+	
15- 10	2- 8	2- 0		OVERALL		4- 0		5- 2		2- 0	
11- 4	1- 3	1- 0		HOME		3- 0		5- 1		1- 0	
4- 6	1- 5	1- 0		AWAY		1- 0		0- 1		1- 0	
0- 0	0- 0	0- 0		NEUTRAL		0- 0		0- 0		0- 0	
9- 4	2- 3	0- 0		NON-CONFERENCE		2- 0		3- 1		2- 0	
7- 2	1- 1	0- 0		HOME		2- 0		3- 1		1- 0	
2- 2	1- 2	0- 0		AWAY		0- 0		0- 0		1- 0	
0- 0	0- 0	0- 0		NEUTRAL		0- 0		0- 0		0- 0	
6- 6	0- 5	2- 0		CONFERENCE		2- 0		2- 1		0- 0	
4- 2	0- 2	1- 0		HOME		1- 0		2- 0		0- 0	
2- 4	0- 3	1- 0		AWAY		1- 0		0- 1		0- 0	
0- 0	0- 0	0- 0		NEUTRAL		0- 0		0- 0		0- 0	

RPI	S	Opponent	Score	RPI	S	Opponent	Score	RPI	S	Opponent	Score	RPI	S	Opponent	Score
1	A	Notre Dame	66 79	33	A	Missouri	71 55	53	H	Albany (NY)	63 55	110	H	Virginia Tech	43 57
3	H	South Carolina	56 62	49	H	Auburn	79 52	63	H	Chattanooga	59 57	126	H	Central Ark.	102 47
6	A	Stanford	55 69					75	A	Vanderbilt	69 51	130	H	Penn St.	74 66
8	H	Texas	53 64					75	H	Vanderbilt	58 49	131	A	Arkansas	59 64
9	A	Oregon St.	53 50									131	H	Arkansas	75 57
14	A	Texas A&M	71 76									140	H	ETSU	85 49
18	A	Kentucky	63 64									146	H	Alabama	70 42
19	H	Syracuse	57 55									181	H	Stetson	90 56
22	H	Florida	66 74									295	A	Wichita St.	58 51
25	A	Mississippi St.	63 65												
LAST 12 Division I GAMES:															
3	H	South Carolina	56 62	18	A	Kentucky	63 64								
75	A	Vanderbilt	69 51	75	H	Vanderbilt	58 49								
14	A	Texas A&M	71 76	1	A	Notre Dame	66 79								
131	H	Arkansas	75 57	131	A	Arkansas	59 64								
146	H	Alabama	70 42	49	H	Auburn	79 52								
25	A	Mississippi St.	63 65	22	H	Florida	66 74								

Non-Div I Games:

Tennessee

■ Loss, 
■ Non-Conf, S Site, 
■ Home 
■ Away 
N Neutral

Average RPI Win:	274	WON-LOST	WINNING	LAST 10	STRENGTH OF	OPP. STRENGTH	TEAM	ADJ.	CONF.	ADJ CONF.
Average RPI Loss:	158	RECORD	PCT. RANK	GAMES	SCHEDULE	OF SCHEDULE	RPI	RPI	RPI	RPI
DIV. I ONLY	8- 16	261	3- 7	232	226	265	265	24	24	
DIV. I NON-CONF.	3- 8	258	0- 0	113	158	217	217	23	23	
TOTALS	RPI 1-25	RPI 26-50	W-L RECORDS	RPI 51-100	RPI 101-150	RPI 150+				
8- 16	0- 2	0- 1	OVERALL	0- 1	0- 3	8- 9				
6- 2	0- 0	0- 0	HOME	0- 0	0- 0	6- 2				
1- 12	0- 2	0- 1	AWAY	0- 1	0- 3	1- 5				
1- 2	0- 0	0- 0	NEUTRAL	0- 0	0- 0	1- 2				
3- 8	0- 2	0- 1	NON-CONFERENCE	0- 0	0- 2	3- 3				
2- 0	0- 0	0- 0	HOME	0- 0	0- 0	2- 0				
0- 6	0- 2	0- 1	AWAY	0- 0	0- 2	0- 1				
1- 2	0- 0	0- 0	NEUTRAL	0- 0	0- 0	1- 2				
5- 8	0- 0	0- 0	CONFERENCE	0- 1	0- 1	5- 6				
4- 2	0- 0	0- 0	HOME	0- 0	0- 0	4- 2				
1- 6	0- 0	0- 0	AWAY	0- 1	0- 1	1- 4				
0- 0	0- 0	0- 0	NEUTRAL	0- 0	0- 0	0- 0				

RPI 1-25				RPI 26-50				RPI 51-100				RPI 101+ Team's RPI: 265			
RPI	S	Opponent	Score	RPI	S	Opponent	Score	RPI	S	Opponent	Score	RPI	S	Opponent	Score
18	A	Kentucky	39 81	47	A	Indiana	56 88	96	A	UT Martin	50 77	104	A	Belmont	65 80
25	A	Mississippi St.	54 82									105	A	Youngstown St.	58 69
												145	A	Southern Ill.	70 79
												163	A	Illinois	43 98
												166	H	SIUE	73 61
												171	N	Fla. Atlantic	64 69
												201	A	Eastern Ky.	67 78
												201	H	Eastern Ky.	66 70
												202	A	Southeast Mo. St.	65 75
												215	N	Utah St.	46 63
												238	H	Texas Southern	72 56
												268	H	Austin Peay	66 58
												269	H	Murray St.	69 58
												275	A	Tennessee Tech	60 70
												275	H	Tennessee Tech	56 64
												279	N	Alabama St.	74 64
												281	A	Jacksonville St.	55 69
												300	H	Morehead St.	78 76
												335	H	Lipscomb	77 65
												336	A	Eastern Ill.	62 53
LAST 12 Division I GAMES:															
201	A	Eastern Ky.	67 78	104	A	Belmont	65 80								
275	H	Tennessee Tech	56 64	275	A	Tennessee Tech	60 70								
300	H	Morehead St.	78 76	269	H	Murray St.	69 58								
201	H	Eastern Ky.	66 70	268	H	Austin Peay	66 58								
281	A	Jacksonville St.	55 69	166	H	SIUE	73 61								
96	A	UT Martin	50 77	336	A	Eastern Ill.	62 53								

Non-Div I Games: Lane 75 44 North Ala. 58 40

Tennessee St.

■ Loss, 
 ■ Non-Conf, 
 ■ S Site, 
 ■ Home 
 ■ A Away 
 N Neutral

Average RPI Win:	282	WON-LOST	WINNING	LAST 10	STRENGTH OF	OPP. STRENGTH	TEAM	ADJ.	CONF.	ADJ CONF.
Average RPI Loss:	156	RECORD	PCT. RANK	GAMES	SCHEDULE	OF SCHEDULE	RPI	RPI	RPI	RPI
DIV. I ONLY	9- 17	259	4- 6	243	221	275	275	24	24	
DIV. I NON-CONF.	4- 9	245	0- 0	145	150	244	244	23	23	
TOTALS	RPI 1-25	RPI 26-50	W-L RECORDS	RPI 51-100	RPI 101-150	RPI 150+				
9- 17	0- 1	0- 2	OVERALL	0- 2	0- 3	9- 9				
6- 8	0- 1	0- 1	HOME	0- 0	0- 2	6- 4				
3- 9	0- 0	0- 1	AWAY	0- 2	0- 1	3- 5				
0- 0	0- 0	0- 0	NEUTRAL	0- 0	0- 0	0- 0				
4- 9	0- 1	0- 2	NON-CONFERENCE	0- 1	0- 2	4- 3				
3- 5	0- 1	0- 1	HOME	0- 0	0- 1	3- 2				
1- 4	0- 0	0- 1	AWAY	0- 1	0- 1	1- 1				
0- 0	0- 0	0- 0	NEUTRAL	0- 0	0- 0	0- 0				
5- 8	0- 0	0- 0	CONFERENCE	0- 1	0- 1	5- 6				
3- 3	0- 0	0- 0	HOME	0- 0	0- 1	3- 2				
2- 5	0- 0	0- 0	AWAY	0- 1	0- 0	2- 4				
0- 0	0- 0	0- 0	NEUTRAL	0- 0	0- 0	0- 0				

RPI 1-25				RPI 26-50				RPI 51-100				RPI 101+ Team's RPI: 275			
RPI	S	Opponent	Score	RPI	S	Opponent	Score	RPI	S	Opponent	Score	RPI	S	Opponent	Score
16	H	Louisville	54 76	26	A	Georgia	48 81	72	A	Middle Tenn.	53 69	104	H	Belmont	79 80
				43	H	Arkansas St.	55 77	96	A	UT Martin	53 67	120	H	Mercer	47 63
												136	A	Xavier	47 64
												151	H	Southern Miss.	57 69
												155	A	Northern Ky.	62 88
												166	H	SIUE	68 83
												201	A	Eastern Ky.	77 72
												202	H	Southeast Mo. St.	57 60
												241	H	Clemson	53 71
												265	A	Tennessee St.	64 56
												265	H	Tennessee St.	70 60
												268	A	Austin Peay	75 91
												269	A	Murray St.	50 56
												271	H	Georgia St.	72 65
												281	A	Jacksonville St.	46 55
												281	H	Jacksonville St.	51 49
												289	A	UNCG	73 64
												295	H	Wichita St.	54 48
												300	A	Morehead St.	71 75
												335	H	Lipscomb	81 70
												336	H	Eastern Ill.	81 74
LAST 12 Division I GAMES:															
281	H	Jacksonville St.	51 49	265	H	Tennessee St.	70 60	202	H	Southeast Mo. St.	57 60				
265	A	Tennessee St.	64 56					96	A	UT Martin	53 67				
281	A	Jacksonville St.	46 55					268	A	Austin Peay	75 91				
104	H	Belmont	79 80					269	A	Murray St.	50 56				
300	A	Morehead St.	71 75					166	H	SIUE	68 83				
201	A	Eastern Ky.	77 72												

Non-Div I Games:

Tennessee Tech

■ Loss, 
■ Non-Conf, 
■ S Site, 
■ H Home 
■ A Away 
N Neutral

Average RPI Win:	113	WON-LOST	WINNING	LAST 10	STRENGTH OF	OPP. STRENGTH	TEAM	ADJ.	CONF.	ADJ CONF.
Average RPI Loss:	14	RECORD	PCT. RANK	GAMES	SCHEDULE	OF SCHEDULE	RPI	RPI	RPI	RPI
DIV. I ONLY	22- 2	6	8- 2	60	6	8	8	3	3	
DIV. I NON-CONF.	11- 0	1	0- 0	173	9	10	10	4	4	
TOTALS	RPI 1-25	RPI 26-50	W-L RECORDS	RPI 51-100	RPI 101-150	RPI 150+				
22- 2	6- 2	2- 0	OVERALL	1- 0	6- 0	7- 0				
12- 1	4- 1	0- 0	HOME	0- 0	3- 0	5- 0				
9- 1	2- 0	2- 0	AWAY	1- 0	2- 0	2- 0				
1- 0	0- 0	0- 0	NEUTRAL	0- 0	1- 0	0- 0				
11- 0	3- 0	0- 0	NON-CONFERENCE	0- 0	3- 0	5- 0				
7- 0	2- 0	0- 0	HOME	0- 0	1- 0	4- 0				
3- 0	1- 0	0- 0	AWAY	0- 0	1- 0	1- 0				
1- 0	0- 0	0- 0	NEUTRAL	0- 0	1- 0	0- 0				
11- 2	3- 2	2- 0	CONFERENCE	1- 0	3- 0	2- 0				
5- 1	2- 1	0- 0	HOME	0- 0	2- 0	1- 0				
6- 1	1- 1	2- 0	AWAY	1- 0	1- 0	1- 0				
0- 0	0- 0	0- 0	NEUTRAL	0- 0	0- 0	0- 0				

RPI	S	Opponent	Score	RPI	S	Opponent	Score	RPI	S	Opponent	Score	RPI	S	Opponent	Score
4	H	Baylor	67 80	37	A	West Virginia	65 54	92	A	TCU	65 58	102	A	Iowa St.	65 49
6	H	Stanford	77 69	48	A	Kansas St.	66 51					102	H	Iowa St.	75 54
15	A	Tennessee	64 53									124	H	Northwestern St.	86 33
17	A	Oklahoma St.	78 48									131	N	Arkansas	61 50
17	H	Oklahoma St.	70 55									133	H	Texas Tech	86 62
24	A	Oklahoma	56 74									135	A	Little Rock	66 56
24	H	Oklahoma	83 76									156	H	Hampton	79 52
25	H	Mississippi St.	53 47									196	A	Kansas	75 38
												196	H	Kansas	70 46
												203	H	Canisius	92 62
												237	H	Sam Houston St.	83 49
												243	A	Rice	70 47
												246	H	UTSA	90 53
LAST 12 Division I GAMES:															
24	A	Oklahoma	56 74	92	A	TCU	65 58	4	H	Baylor	67 80	196	A	Kansas	75 38
17	H	Oklahoma St.	70 55	17	A	Oklahoma St.	78 48	102	H	Iowa St.	75 54	133	H	Texas Tech	86 62
102	A	Iowa St.	65 49	48	A	Kansas St.	66 51	102	H	Iowa St.	75 54				
48	A	Kansas St.	66 51	196	H	Kansas	70 46	133	H	Texas Tech	86 62				
196	H	Kansas	70 46	24	H	Oklahoma	83 76								

Non-Div I Games:

Texas

Average RPI Win:	113	WON-LOST	WINNING	LAST 10	STRENGTH OF	OPP. STRENGTH	TEAM	ADJ.	CONF.	ADJ CONF.
Average RPI Loss:	28	RECORD	PCT. RANK	GAMES	SCHEDULE	OF SCHEDULE	RPI	RPI	RPI	RPI
DIV. I ONLY	18- 7	58	7- 3	5	12	14	14	2	2	
DIV. I NON-CONF.	10- 3	61	0- 0	22	18	24	24	2	2	
TOTALS	RPI 1-25	RPI 26-50	W-L RECORDS	RPI 51-100	RPI 101-150	RPI 150+				
18- 7	3- 6	2- 0	OVERALL	3- 0	4- 1	6- 0				
11- 2	2- 2	2- 0	HOME	1- 0	1- 0	5- 0				
4- 3	0- 0	0- 0	AWAY	1- 0	2- 0	1- 0				
3- 2	1- 2	0- 0	NEUTRAL	1- 0	1- 0	0- 0				
10- 3	1- 3	0- 0	NON-CONFERENCE	3- 0	2- 0	4- 0				
6- 1	0- 1	0- 0	HOME	1- 0	1- 0	4- 0				
1- 0	0- 0	0- 0	AWAY	1- 0	0- 0	0- 0				
3- 2	1- 2	0- 0	NEUTRAL	1- 0	1- 0	0- 0				
8- 4	2- 3	2- 0	CONFERENCE	0- 0	2- 1	2- 0				
5- 1	2- 1	2- 0	HOME	0- 0	0- 0	1- 0				
3- 3	0- 2	0- 0	AWAY	0- 0	2- 1	1- 0				
0- 0	0- 0	0- 0	NEUTRAL	0- 0	0- 0	0- 0				

RPI	S	Opponent	Score
3	A	South Carolina	58 59
3	H	South Carolina	63 70
5	N	Ohio St.	80 95
12	N	BYU	64 72
15	H	Tennessee	76 71
20	H	DePaul	66 80
22	A	Florida	81 83
24	N	Oklahoma	74 68
25	H	Mississippi St.	64 58

RPI	S	Opponent	Score
26	H	Georgia	73 62
33	H	Missouri	81 77

RPI	S	Opponent	Score
51	A	Duke	72 66
78	N	California	75 58
92	H	TCU	82 78

RPI	S	Opponent	Score
125	A	LSU	53 35
127	N	Hawaii	82 41
131	A	Arkansas	61 67
135	H	Little Rock	69 39
146	A	Alabama	59 56
159	H	SMU	67 55
162	A	Ole Miss	62 48
162	H	Ole Miss	81 58
179	H	Southern U.	88 47
212	H	Texas St.	87 50
291	H	Prairie View	88 30

## LAST 12 Division I GAMES:

162	A	Ole Miss	62 48	33	H	Missouri	81 77
25	H	Mississippi St.	64 58	3	A	South Carolina	58 59
15	H	Tennessee	76 71	162	H	Ole Miss	81 58
22	A	Florida	81 83	125	A	LSU	53 35
3	H	South Carolina	63 70	131	A	Arkansas	61 67
146	A	Alabama	59 56	26	H	Georgia	73 62

Non-Div I Games:

Texas A&amp;M

■ Loss, 
 ■ Non-Conf, S Site, 
 ■ Home 
 ■ Away 
 N Neutral



Average RPI Win: <b>290</b>	WON-LOST	WINNING	LAST 10	STRENGTH OF	OPP. STRENGTH	TEAM	ADJ.	CONF.	ADJ CONF.
Average RPI Loss: <b>194</b>	RECORD	PCT. RANK	GAMES	SCHEDULE	OF SCHEDULE	RPI	RPI	RPI	RPI
DIV. I ONLY	<b>14- 8</b>	<b>94</b>	<b>8- 2</b>	<b>348</b>	<b>301</b>	<b>238</b>	<b>238</b>	<b>32</b>	<b>32</b>
DIV. I NON-CONF.	<b>4- 6</b>	<b>201</b>	<b>0- 0</b>	<b>347</b>	<b>103</b>	<b>300</b>	<b>300</b>	<b>31</b>	<b>31</b>
TOTALS	RPI 1-25	RPI 26-50	W-L RECORDS	RPI 51-100	RPI 101-150	RPI 150+			
14- 8	0- 1	0- 0	OVERALL	0- 0	0- 1	14- 6			
7- 3	0- 0	0- 0	HOME	0- 0	0- 0	7- 3			
6- 5	0- 1	0- 0	AWAY	0- 0	0- 1	6- 3			
1- 0	0- 0	0- 0	NEUTRAL	0- 0	0- 0	1- 0			
4- 6	0- 1	0- 0	NON-CONFERENCE	0- 0	0- 1	4- 4			
1- 2	0- 0	0- 0	HOME	0- 0	0- 0	1- 2			
2- 4	0- 1	0- 0	AWAY	0- 0	0- 1	2- 2			
1- 0	0- 0	0- 0	NEUTRAL	0- 0	0- 0	1- 0			
10- 2	0- 0	0- 0	CONFERENCE	0- 0	0- 0	10- 2			
6- 1	0- 0	0- 0	HOME	0- 0	0- 0	6- 1			
4- 1	0- 0	0- 0	AWAY	0- 0	0- 0	4- 1			
0- 0	0- 0	0- 0	NEUTRAL	0- 0	0- 0	0- 0			

RPI 1-25			RPI 26-50			RPI 51-100			RPI 101+			Team's RPI: 238
RPI	S	Opponent	Score	RPI	S	Opponent	Score	RPI	S	Opponent	Score	
17	A	Oklahoma St.	52 <b>87</b>					125	A	LSU	36 <b>86</b>	
								179	H	Southern U.	59 45	
								185	A	Grambling	62 50	
								185	H	Grambling	46 <b>49</b>	
								196	A	Kansas	65 <b>72</b>	
								237	H	Sam Houston St.	51 <b>53</b>	
								243	A	Rice	69 66	
								246	A	UTSA	59 44	
								251	H	Houston Baptist	65 <b>77</b>	
								265	A	Tennessee St.	56 <b>72</b>	
								279	A	Alabama St.	51 <b>57</b>	
								291	A	Prairie View	50 43	
								291	H	Prairie View	72 65	
								306	A	Jackson St.	62 36	
								306	H	Jackson St.	66 47	
								318	H	Alcorn	68 39	
								325	H	A&M-Corpus Christi	51 43	
								335	N	Lipscomb	66 62	
								339	H	Ark.-Pine Bluff	57 30	
								345	A	Alabama A&M	57 38	
								348	H	Mississippi Val.	76 38	
LAST 12 Division I GAMES:												
185	H	Grambling	46 <b>49</b>	348	H	Mississippi Val.	76 38					
306	H	Jackson St.	66 47	185	A	Grambling	62 50					
291	A	Prairie View	50 43	306	A	Jackson St.	62 36					
345	A	Alabama A&M	57 38	291	H	Prairie View	72 65					
279	A	Alabama St.	51 <b>57</b>	318	H	Alcorn	68 39					
339	H	Ark.-Pine Bluff	57 30	179	H	Southern U.	59 45					

Non-Div I Games:

Texas Southern

Average RPI Win: 223		WON-LOST	WINNING	LAST 10	STRENGTH OF	OPP. STRENGTH	TEAM	ADJ.	CONF.	ADJ CONF.
Average RPI Loss: 150		RECORD	PCT. RANK	GAMES	SCHEDULE	OF SCHEDULE	RPI	RPI	RPI	RPI
DIV. I ONLY		9- 12	217	4- 6	200	158	212	212	16	16
DIV. I NON-CONF.		3- 5	218	0- 0	104	32	164	164	14	14
TOTALS	RPI 1-25	RPI 26-50		W-L RECORDS	RPI 51-100		RPI 101-150		RPI 150+	
9- 12	0- 1	0- 2		OVERALL	0- 1		2- 3		7- 5	
6- 2	0- 0	0- 1		HOME	0- 0		1- 1		5- 0	
3- 7	0- 1	0- 1		AWAY	0- 0		1- 0		2- 5	
0- 3	0- 0	0- 0		NEUTRAL	0- 1		0- 2		0- 0	
3- 5	0- 1	0- 1		NON-CONFERENCE	0- 1		0- 2		3- 0	
2- 0	0- 0	0- 0		HOME	0- 0		0- 0		2- 0	
1- 2	0- 1	0- 1		AWAY	0- 0		0- 0		1- 0	
0- 3	0- 0	0- 0		NEUTRAL	0- 1		0- 2		0- 0	
6- 7	0- 0	0- 1		CONFERENCE	0- 0		2- 1		4- 5	
4- 2	0- 0	0- 1		HOME	0- 0		1- 1		3- 0	
2- 5	0- 0	0- 0		AWAY	0- 0		1- 0		1- 5	
0- 0	0- 0	0- 0		NEUTRAL	0- 0		0- 0		0- 0	

RPI 1-25				RPI 26-50				RPI 51-100				RPI 101+				Team's RPI: 212	
RPI	S	Opponent	Score	RPI	S	Opponent	Score	RPI	S	Opponent	Score	RPI	S	Opponent	Score		
14	A	Texas A&M	50 87	33	A	Missouri	56 82	51	N	Duke	34 85	102	N	Iowa St.	61 83		
				43	H	Arkansas St.	59 74					132	N	Idaho	55 75		
												135	H	Little Rock	67 57		
												144	H	UT Arlington	48 80		
												148	A	La.-Lafayette	46 42		
												187	A	Troy	79 112		
												199	A	South Ala.	73 71		
												224	H	North Texas	64 62		
												246	H	UTSA	72 64		
												251	A	Houston Baptist	71 66		
												257	A	Appalachian St.	71 90		
												257	H	Appalachian St.	87 76		
												271	A	Georgia St.	62 73		
												271	H	Georgia St.	80 71		
												277	A	Ga. Southern	64 78		
												277	H	Ga. Southern	61 56		
												285	A	La.-Monroe	59 63		
LAST 12 Division I GAMES:																	
				257	H	Appalachian St.	87 76	43	H	Arkansas St.	59 74						
				144	H	UT Arlington	48 80	135	H	Little Rock	67 57						
				277	A	Ga. Southern	64 78	187	A	Troy	79 112						
				271	A	Georgia St.	62 73	199	A	South Ala.	73 71						
				285	A	La.-Monroe	59 63	257	A	Appalachian St.	71 90						
				148	A	La.-Lafayette	46 42	271	H	Georgia St.	80 71						

Non-Div I Games:	Tex. A&M-Commerce	80	60	St. Edward's	52	44
------------------	-------------------	----	----	--------------	----	----

Texas St.

■ Loss, ■ Non-Conf, S Site, H Home A Away N Neutral

Average RPI Win:	212	WON-LOST	WINNING	LAST 10	STRENGTH OF	OPP. STRENGTH	TEAM	ADJ.	CONF.	ADJ CONF.
Average RPI Loss:	36	RECORD	PCT. RANK	GAMES	SCHEDULE	OF SCHEDULE	RPI	RPI	RPI	RPI
DIV. I ONLY	11- 13	193	2- 8	40	65	133	133	3	3	
DIV. I NON-CONF.	9- 2	37	0- 0	227	268	101	101	4	4	
TOTALS	RPI 1-25	RPI 26-50	W-L RECORDS	RPI 51-100	RPI 101-150	RPI 150+				
11- 13	0- 6	0- 4	OVERALL	1- 3	2- 0	8- 0				
10- 5	0- 2	0- 2	HOME	1- 1	2- 0	7- 0				
0- 7	0- 0	0- 0	AWAY	0- 0	0- 0	0- 0				
1- 1	0- 0	0- 1	NEUTRAL	0- 0	0- 0	1- 0				
9- 2	0- 0	0- 1	NON-CONFERENCE	1- 1	1- 0	7- 0				
8- 0	0- 0	0- 0	HOME	1- 0	1- 0	6- 0				
0- 1	0- 0	0- 0	AWAY	0- 1	0- 0	0- 0				
1- 1	0- 0	0- 1	NEUTRAL	0- 0	0- 0	1- 0				
2- 11	0- 6	0- 3	CONFERENCE	0- 2	1- 0	1- 0				
2- 5	0- 2	0- 2	HOME	0- 1	1- 0	1- 0				
0- 6	0- 4	0- 1	AWAY	0- 1	0- 0	0- 0				
0- 0	0- 0	0- 0	NEUTRAL	0- 0	0- 0	0- 0				

RPI	S	Opponent	Score	RPI	S	Opponent	Score	RPI	S	Opponent	Score	RPI	S	Opponent	Score	Team's RPI: 133
4	A	Baylor	43 69	30	N	Washington	73 77	55	A	Santa Clara	70 75	102	H	Iowa St.	69 66	
4	H	Baylor	36 66	37	A	West Virginia	57 79	61	H	Abilene Christian	71 65	132	H	Idaho	78 62	
8	A	Texas	62 86	37	H	West Virginia	42 69	92	A	TCU	48 69	165	N	Fordham	62 48	
17	A	Oklahoma St.	57 70	48	H	Kansas St.	53 65	92	H	TCU	69 78	185	H	Grambling	70 55	
17	H	Oklahoma St.	46 69									196	H	Kansas	54 44	
24	A	Oklahoma	53 92									223	H	Idaho St.	79 64	
												304	H	Niagara	79 45	
												305	H	Southeastern La.	113 51	
												320	H	Incarnate Word	70 55	
												339	H	Ark.-Pine Bluff	84 40	
LAST 12 Division I GAMES:																
4	H	Baylor	36 66	24	A	Oklahoma	53 92									
17	A	Oklahoma St.	57 70	102	H	Iowa St.	69 66									
37	H	West Virginia	42 69	92	A	TCU	48 69									
196	H	Kansas	54 44	37	A	West Virginia	57 79									
4	A	Baylor	43 69	17	H	Oklahoma St.	46 69									
48	H	Kansas St.	53 65	8	A	Texas	62 86									

Non-Div I Games:

Texas Tech

■ Loss, 
■ Non-Conf, 
■ S Site, 
■ H Home 
■ A Away 
N Neutral

Average RPI Win:	226	WON-LOST	WINNING	LAST 10	STRENGTH OF	OPP. STRENGTH	TEAM	ADJ.	CONF.	ADJ CONF.
Average RPI Loss:	71	RECORD	PCT. RANK	GAMES	SCHEDULE	OF SCHEDULE	RPI	RPI	RPI	RPI
DIV. I ONLY	13- 10	131	7- 3	104	118	115	115	11	11	
DIV. I NON-CONF.	5- 6	180	0- 0	74	72	141	141	13	13	
TOTALS	RPI 1-25	RPI 26-50	W-L RECORDS	RPI 51-100	RPI 101-150	RPI 150+				
13- 10	0- 1	0- 2	OVERALL	0- 3	4- 4	9- 0				
7- 3	0- 0	0- 1	HOME	0- 1	2- 1	5- 0				
4- 5	0- 0	0- 0	AWAY	0- 0	1- 0	3- 0				
2- 2	0- 0	0- 0	NEUTRAL	0- 1	1- 1	1- 0				
5- 6	0- 1	0- 1	NON-CONFERENCE	0- 2	1- 2	4- 0				
2- 2	0- 0	0- 0	HOME	0- 1	0- 1	2- 0				
1- 2	0- 1	0- 1	AWAY	0- 0	0- 0	1- 0				
2- 2	0- 0	0- 0	NEUTRAL	0- 1	1- 1	1- 0				
8- 4	0- 0	0- 1	CONFERENCE	0- 1	3- 2	5- 0				
5- 1	0- 0	0- 1	HOME	0- 0	2- 0	3- 0				
3- 3	0- 0	0- 0	AWAY	0- 1	1- 2	2- 0				
0- 0	0- 0	0- 0	NEUTRAL	0- 0	0- 0	0- 0				

RPI 1-25				RPI 26-50				RPI 51-100				RPI 101+ Team's RPI: 115			
RPI	S	Opponent	Score	RPI	S	Opponent	Score	RPI	S	Opponent	Score	RPI	S	Opponent	Score
1	A	Notre Dame	39 74	28	H	Ohio	57 77	52	H	Dayton	57 83	103	N	VCU	80 61
				40	A	St. Bonaventure	63 74	53	N	Albany (NY)	55 63	106	A	Eastern Mich.	41 59
								81	A	Ball St.	69 75	112	H	Arizona	59 62
												117	A	Western Mich.	80 68
												117	H	Western Mich.	80 73
												118	N	Harvard	70 76
												119	A	Akron	71 81
												133	H	Buffalo	71 60
												211	A	Ill.-Chicago	60 51
												220	N	Columbia	88 75
												253	H	Bowling Green	75 61
												258	H	Northern Ill.	66 59
												264	A	Miami (OH)	55 50
												294	H	Cleveland St.	66 53
												315	A	Kent St.	67 64
												315	H	Kent St.	73 67
												339	H	Ark.-Pine Bluff	74 47
LAST 12 Division I GAMES:															
28	H	Ohio	57 77	119	A	Akron	71 81								
133	H	Buffalo	71 60	258	H	Northern Ill.	66 59								
315	A	Kent St.	67 64	264	A	Miami (OH)	55 50								
117	A	Western Mich.	80 68	117	H	Western Mich.	80 73								
253	H	Bowling Green	75 61	315	H	Kent St.	73 67								
106	A	Eastern Mich.	41 59	81	A	Ball St.	69 75								

Non-Div I Games:

Toledo

■ Loss, 
 ■ Non-Conf, 
 S Site, 
 ■ Home 
 ■ Away 
 N Neutral

Average RPI Win: <b>194</b>	WON-LOST	WINNING	LAST 10	STRENGTH OF	OPP. STRENGTH	TEAM	ADJ.	CONF.	ADJ CONF.
Average RPI Loss: <b>164</b>	RECORD	PCT. RANK	GAMES	SCHEDULE	OF SCHEDULE	RPI	RPI	RPI	RPI
DIV. I ONLY	6- 18	291	2- 8	181	191	284	284	13	13
DIV. I NON-CONF.	3- 8	258	0- 0	246	282	286	286	12	12
TOTALS	RPI 1-25	RPI 26-50	W-L RECORDS	RPI 51-100	RPI 101-150	RPI 150+			
6- 18	0- 0	0- 2	OVERALL	1- 5	0- 0	5- 11			
4- 7	0- 0	0- 2	HOME	1- 1	0- 0	3- 4			
1- 11	0- 0	0- 0	AWAY	0- 4	0- 0	1- 7			
1- 0	0- 0	0- 0	NEUTRAL	0- 0	0- 0	1- 0			
3- 8	0- 0	0- 1	NON-CONFERENCE	0- 2	0- 0	3- 5			
2- 2	0- 0	0- 1	HOME	0- 0	0- 0	2- 1			
0- 6	0- 0	0- 0	AWAY	0- 2	0- 0	0- 4			
1- 0	0- 0	0- 0	NEUTRAL	0- 0	0- 0	1- 0			
3- 10	0- 0	0- 1	CONFERENCE	1- 3	0- 0	2- 6			
2- 5	0- 0	0- 1	HOME	1- 1	0- 0	1- 3			
1- 5	0- 0	0- 0	AWAY	0- 2	0- 0	1- 3			
0- 0	0- 0	0- 0	NEUTRAL	0- 0	0- 0	0- 0			

RPI S	Opponent	Score	RPI S	Opponent	Score	RPI S	Opponent	Score	RPI S	Opponent	Score	Team's RPI: 284
35	H James Madison	57 <b>64</b>	66	A Hofstra	60 <b>64</b>	152	A Cornell	60 <b>88</b>				
49	H Auburn	52 <b>74</b>	66	H Hofstra	56 <b>74</b>	164	A George Mason	76 <b>88</b>				
			76	A Minnesota	86 <b>105</b>	170	H UMBC	61 51				
			85	A Georgetown	46 <b>82</b>	172	A Northeastern	72 71				
			90	A Elon	58 <b>80</b>	173	A Delaware	64 <b>69</b>				
			90	H Elon	85 78	173	H Delaware	62 <b>66</b>				
						207	A Col. of Charleston	55 <b>67</b>				
						207	H Col. of Charleston	62 51				
						217	H William & Mary	54 <b>73</b>				
						226	N Western Ill.	83 77				
						262	A UNCW	51 <b>53</b>				
						262	H UNCW	49 <b>52</b>				
						270	H Coppin St.	69 <b>81</b>				
						286	A Rider	72 <b>78</b>				
						298	H UMKC	70 47				
						317	A North Florida	72 <b>74</b>				
LAST 12 Division I GAMES:												
207	H Col. of Charleston	62 51	66	A Hofstra	60 <b>64</b>							
90	A Elon	58 <b>80</b>	35	H James Madison	57 <b>64</b>							
66	H Hofstra	56 <b>74</b>	173	A Delaware	64 <b>69</b>							
173	H Delaware	62 <b>66</b>	90	H Elon	85 78							
207	A Col. of Charleston	55 <b>67</b>	262	H UNCW	49 <b>52</b>							
262	A UNCW	51 <b>53</b>	217	H William & Mary	54 <b>73</b>							

Non-Div I Games:

Towson

Average RPI Win: <b>249</b>	WON-LOST	WINNING	LAST 10	STRENGTH OF	OPP. STRENGTH	TEAM	ADJ.	CONF.	ADJ CONF.
Average RPI Loss: <b>146</b>	RECORD	PCT. RANK	GAMES	SCHEDULE	OF SCHEDULE	RPI	RPI	RPI	RPI
DIV. I ONLY	10- 12	201	3- 7	180	244	187	187	16	16
DIV. I NON-CONF.	3- 4	197	0- 0	197	326	156	156	14	14
TOTALS	RPI 1-25	RPI 26-50	W-L RECORDS	RPI 51-100	RPI 101-150	RPI 150+			
10- 12	0- 0	0- 2	OVERALL	0- 1	2- 5	8- 4			
6- 3	0- 0	0- 1	HOME	0- 0	2- 0	4- 2			
4- 9	0- 0	0- 1	AWAY	0- 1	0- 5	4- 2			
0- 0	0- 0	0- 0	NEUTRAL	0- 0	0- 0	0- 0			
3- 4	0- 0	0- 0	NON-CONFERENCE	0- 1	0- 3	3- 0			
1- 0	0- 0	0- 0	HOME	0- 0	0- 0	1- 0			
2- 4	0- 0	0- 0	AWAY	0- 1	0- 3	2- 0			
0- 0	0- 0	0- 0	NEUTRAL	0- 0	0- 0	0- 0			
7- 8	0- 0	0- 2	CONFERENCE	0- 0	2- 2	5- 4			
5- 3	0- 0	0- 1	HOME	0- 0	2- 0	3- 2			
2- 5	0- 0	0- 1	AWAY	0- 0	0- 2	2- 2			
0- 0	0- 0	0- 0	NEUTRAL	0- 0	0- 0	0- 0			

RPI S	Opponent	Score	RPI S	Opponent	Score	RPI S	Opponent	Score	RPI S	Opponent	Score	Team's RPI: 187
43	A Arkansas St.	80 <b>94</b>	43	H Arkansas St.	81 <b>101</b>	75	A Vanderbilt	43 <b>97</b>	104	A Belmont	93 <b>102</b>	
									123	A Samford	69 <b>73</b>	
									135	A Little Rock	64 <b>79</b>	
									135	H Little Rock	78 71	
									143	A UAB	67 <b>89</b>	
									144	H UT Arlington	88 71	
									148	A La.-Lafayette	53 <b>56</b>	
									199	A South Ala.	63 <b>65</b>	
									199	H South Ala.	71 <b>75</b>	
									212	H Texas St.	112 79	
									257	H Appalachian St.	81 <b>96</b>	
									271	A Georgia St.	97 90	
									271	H Georgia St.	89 78	
									277	A Ga. Southern	81 66	
									277	H Ga. Southern	84 68	
									279	A Alabama St.	73 59	
									285	A La.-Monroe	73 <b>77</b>	
									305	A Southeastern La.	100 90	
									321	H Nicholls St.	104 51	
LAST 12 Division I GAMES:												
199	A South Ala.	63 <b>65</b>	199	H South Ala.	71 <b>75</b>							
271	H Georgia St.	89 78	148	A La.-Lafayette	53 <b>56</b>							
277	H Ga. Southern	84 68	285	A La.-Monroe	73 <b>77</b>							
43	A Arkansas St.	80 <b>94</b>	212	H Texas St.	112 79							
135	A Little Rock	64 <b>79</b>	144	H UT Arlington	88 71							
257	H Appalachian St.	81 <b>96</b>	277	A Ga. Southern	81 66							

Non-Div I Games: West Ala. 103 72 Fort Valley St. 118 72

Troy

Average RPI Win:	187	WON-LOST	WINNING	LAST 10	STRENGTH OF	OPP. STRENGTH	TEAM	ADJ.	CONF.	ADJ CONF.
Average RPI Loss:	43	RECORD	PCT. RANK	GAMES	SCHEDULE	OF SCHEDULE	RPI	RPI	RPI	RPI
DIV. I ONLY	17- 8	76	6- 4	91	76	80	80	9	9	
DIV. I NON-CONF.	9- 3	69	0- 0	60	84	51	51	7	7	
TOTALS	RPI 1-25	RPI 26-50	W-L RECORDS	RPI 51-100	RPI 101-150	RPI 150+				
17- 8	0- 3	0- 3	OVERALL	2- 1	2- 1	13- 0				
11- 3	0- 1	0- 1	HOME	1- 1	2- 0	8- 0				
5- 3	0- 1	0- 1	AWAY	0- 0	0- 1	5- 0				
1- 2	0- 1	0- 1	NEUTRAL	1- 0	0- 0	0- 0				
9- 3	0- 2	0- 1	NON-CONFERENCE	2- 0	2- 0	5- 0				
7- 0	0- 0	0- 0	HOME	1- 0	2- 0	4- 0				
1- 1	0- 1	0- 0	AWAY	0- 0	0- 0	1- 0				
1- 2	0- 1	0- 1	NEUTRAL	1- 0	0- 0	0- 0				
8- 5	0- 1	0- 2	CONFERENCE	0- 1	0- 1	8- 0				
4- 3	0- 1	0- 1	HOME	0- 1	0- 0	4- 0				
4- 2	0- 0	0- 1	AWAY	0- 0	0- 1	4- 0				
0- 0	0- 0	0- 0	NEUTRAL	0- 0	0- 0	0- 0				

RPI 1-25				RPI 26-50				RPI 51-100				Team's RPI: 80		RPI 101+			
RPI	S	Opponent	Score	RPI	S	Opponent	Score	RPI	S	Opponent	Score			RPI	S	Opponent	Score
2	H	UConn	38 96	41	N	Rutgers	51 75	64	H	Temple	54 72			109	A	Memphis	67 83
13	A	Florida St.	72 78	44	A	South Fla.	65 77	74	H	Saint Louis	66 58			125	H	LSU	67 63
23	N	Green Bay	58 79	44	H	South Fla.	67 71	95	N	Virginia	67 62			135	H	Little Rock	69 53
														159	A	SMU	54 42
														159	H	SMU	76 64
														162	A	Ole Miss	61 59
														168	H	McNeese St.	74 55
														175	A	East Carolina	66 51
														175	H	East Carolina	78 73
														179	H	Southern U.	77 48
														183	A	Tulsa	71 47
														261	A	Houston	59 56
														261	H	Houston	70 48
														272	H	UCF	75 54
														289	H	UNCG	74 53
														306	H	Jackson St.	92 49
LAST 12 Division I GAMES:																	
159	H	SMU	76 64	159	A	SMU	54 42										
44	A	South Fla.	65 77	183	A	Tulsa	71 47										
261	A	Houston	59 56	44	H	South Fla.	67 71										
2	H	UConn	38 96	272	H	UCF	75 54										
64	H	Temple	54 72	175	A	East Carolina	66 51										
175	H	East Carolina	78 73	109	A	Memphis	67 83										

Non-Div I Games:

Tulane

■ Loss, 
■ Non-Conf, S Site, 
■ Home 
■ Away 
N Neutral

Average RPI Win:	186	WON-LOST	WINNING	LAST 10	STRENGTH OF	OPP. STRENGTH	TEAM	ADJ.	CONF.	ADJ CONF.
Average RPI Loss:	110	RECORD	PCT. RANK	GAMES	SCHEDULE	OF SCHEDULE	RPI	RPI	RPI	RPI
DIV. I ONLY	10- 15	230	5- 5	130	72	183	183	9	9	
DIV. I NON-CONF.	3- 8	258	0- 0	100	71	208	208	7	7	
TOTALS	RPI 1-25	RPI 26-50	W-L RECORDS	RPI 51-100	RPI 101-150	RPI 150+				
10- 15	0- 3	0- 1	OVERALL	0- 3	3- 4	7- 4				
5- 8	0- 2	0- 1	HOME	0- 1	0- 2	5- 2				
5- 5	0- 1	0- 0	AWAY	0- 2	3- 1	2- 1				
0- 2	0- 0	0- 0	NEUTRAL	0- 0	0- 1	0- 1				
3- 8	0- 1	0- 1	NON-CONFERENCE	0- 1	2- 3	1- 2				
1- 4	0- 1	0- 1	HOME	0- 0	0- 1	1- 1				
2- 2	0- 0	0- 0	AWAY	0- 1	2- 1	0- 0				
0- 2	0- 0	0- 0	NEUTRAL	0- 0	0- 1	0- 1				
7- 7	0- 2	0- 0	CONFERENCE	0- 2	1- 1	6- 2				
4- 4	0- 1	0- 0	HOME	0- 1	0- 1	4- 1				
3- 3	0- 1	0- 0	AWAY	0- 1	1- 0	2- 1				
0- 0	0- 0	0- 0	NEUTRAL	0- 0	0- 0	0- 0				

RPI 1-25				RPI 26-50				RPI 51-100				RPI 101+ Team's RPI: 183			
RPI	S	Opponent	Score	RPI	S	Opponent	Score	RPI	S	Opponent	Score	RPI	S	Opponent	Score
2	A	UConn	35 95	48	H	Kansas St.	67 75	64	A	Temple	46 66	108	N	Drake	80 91
2	H	UConn	30 94					74	A	Saint Louis	73 82	109	A	Memphis	65 59
24	H	Oklahoma	62 75					80	H	Tulane	47 71	109	H	Memphis	58 69
												121	A	UNI	59 75
												131	A	Arkansas	74 67
												135	A	Little Rock	74 63
												138	H	Oral Roberts	53 59
												159	H	SMU	56 54
												164	N	George Mason	63 64
												175	A	East Carolina	55 54
												175	H	East Carolina	81 79
												185	H	Grambling	79 51
												219	H	Cincinnati	53 55
												231	H	Indiana St.	63 67
												261	A	Houston	79 62
												261	H	Houston	44 28
												272	A	UCF	74 75
												272	H	UCF	95 71
LAST 12 Division I GAMES:															
272	H	UCF	95 71	261	A	Houston	79 62								
261	H	Houston	44 28	80	H	Tulane	47 71								
175	A	East Carolina	55 54	219	H	Cincinnati	53 55								
272	A	UCF	74 75	109	A	Memphis	65 59								
2	H	UConn	30 94	64	A	Temple	46 66								
109	H	Memphis	58 69	2	A	UConn	35 95								

Non-Div I Games:

Tulsa

■ Loss, 
 ■ Non-Conf, 
 ■ S Site, 
 ■ H Home 
 ■ A Away 
 N Neutral



Average RPI Win:	211	WON-LOST	WINNING	LAST 10	STRENGTH OF	OPP. STRENGTH	TEAM	ADJ.	CONF.	ADJ CONF.
Average RPI Loss:	115	RECORD	PCT. RANK	GAMES	SCHEDULE	OF SCHEDULE	RPI	RPI	RPI	RPI
DIV. I ONLY	13- 11	148	6- 4	158	161	143	143	12	12	
DIV. I NON-CONF.	7- 4	110	0- 0	196	261	123	123	10	10	
TOTALS	RPI 1-25	RPI 26-50	W-L RECORDS	RPI 51-100	RPI 101-150	RPI 150+				
13- 11	0- 1	0- 4	OVERALL	1- 1	1- 2	11- 3				
9- 2	0- 0	0- 1	HOME	1- 0	1- 1	7- 0				
3- 8	0- 1	0- 2	AWAY	0- 1	0- 1	3- 3				
1- 1	0- 0	0- 1	NEUTRAL	0- 0	0- 0	1- 0				
7- 4	0- 1	0- 2	NON-CONFERENCE	0- 0	1- 1	6- 0				
5- 0	0- 0	0- 0	HOME	0- 0	1- 0	4- 0				
1- 3	0- 1	0- 1	AWAY	0- 0	0- 1	1- 0				
1- 1	0- 0	0- 1	NEUTRAL	0- 0	0- 0	1- 0				
6- 7	0- 0	0- 2	CONFERENCE	1- 1	0- 1	5- 3				
4- 2	0- 0	0- 1	HOME	1- 0	0- 1	3- 0				
2- 5	0- 0	0- 1	AWAY	0- 1	0- 0	2- 3				
0- 0	0- 0	0- 0	NEUTRAL	0- 0	0- 0	0- 0				

RPI 1-25				RPI 26-50				RPI 51-100				RPI 101+ Team's RPI: 143			
RPI	S	Opponent	Score	RPI	S	Opponent	Score	RPI	S	Opponent	Score	RPI	S	Opponent	Score
13	A	Florida St.	44 84	31	A	UTEP	54 62	72	A	Middle Tenn.	40 68	104	A	Belmont	62 63
				46	N	North Carolina St.	56 67	94	H	Charlotte	75 57	123	H	Samford	61 41
				49	A	Auburn	71 85					141	H	Marshall	61 64
				50	H	Western Ky.	49 63					151	H	Southern Miss.	53 49
												161	H	Old Dominion	58 55
												171	A	Fla. Atlantic	67 62
												176	H	Louisiana Tech	64 49
												187	H	Troy	89 67
												199	A	South Ala.	53 39
												224	A	North Texas	51 53
												243	A	Rice	64 55
												244	N	High Point	56 46
												246	A	UTSA	52 54
												288	A	FIU	61 72
												308	H	South Carolina St.	71 38
												339	H	Ark.-Pine Bluff	82 32
												348	H	Mississippi Val.	80 33
LAST 12 Division I GAMES:															
				176	H	Louisiana Tech	64 49					224	A	North Texas	51 53
				151	H	Southern Miss.	53 49					243	A	Rice	64 55
				171	A	Fla. Atlantic	67 62					94	H	Charlotte	75 57
				288	A	FIU	61 72					161	H	Old Dominion	58 55
				141	H	Marshall	61 64					31	A	UTEP	54 62
				50	H	Western Ky.	49 63					246	A	UTSA	52 54

Non-Div I Games:

UAB

■ Loss, 
 ■ Non-Conf, S Site, 
 ■ Home 
 ■ Away 
 N Neutral

Average RPI Win:	254	WON-LOST	WINNING	LAST 10	STRENGTH OF	OPP. STRENGTH	TEAM	ADJ.	CONF.	ADJ CONF.
Average RPI Loss:	138	RECORD	PCT. RANK	GAMES	SCHEDULE	OF SCHEDULE	RPI	RPI	RPI	RPI
DIV. I ONLY	14- 9	106	7- 3	315	181	189	189	22	22	
DIV. I NON-CONF.	6- 6	160	1- 0	282	101	204	204	22	22	
TOTALS	RPI 1-25	RPI 26-50	W-L RECORDS	RPI 51-100	RPI 101-150	RPI 150+				
14- 9	0- 1	0- 0	OVERALL	1- 3	1- 1	12- 4				
6- 4	0- 1	0- 0	HOME	0- 0	1- 1	5- 2				
8- 3	0- 0	0- 0	AWAY	1- 2	0- 0	7- 1				
0- 2	0- 0	0- 0	NEUTRAL	0- 1	0- 0	0- 1				
6- 6	0- 1	0- 0	NON-CONFERENCE	1- 2	0- 0	5- 3				
1- 3	0- 1	0- 0	HOME	0- 0	0- 0	1- 2				
5- 1	0- 0	0- 0	AWAY	1- 1	0- 0	4- 0				
0- 2	0- 0	0- 0	NEUTRAL	0- 1	0- 0	0- 1				
8- 3	0- 0	0- 0	CONFERENCE	0- 1	1- 1	7- 1				
5- 1	0- 0	0- 0	HOME	0- 0	1- 1	4- 0				
3- 2	0- 0	0- 0	AWAY	0- 1	0- 0	3- 1				
0- 0	0- 0	0- 0	NEUTRAL	0- 0	0- 0	0- 0				

RPI 1-25			RPI 26-50			RPI 51-100			RPI 101+ Team's RPI: 189		
RPI	S	Opponent	Score	RPI	S	Opponent	Score	RPI	S	Opponent	Score
6	H	Stanford	45 74					53	N	Albany (NY)	70 80
								56	A	St. Mary's (CA)	78 71
								67	A	UC Riverside	73 80
								70	A	Utah	58 88
								127	H	Hawaii	60 58
								150	H	Long Beach St.	62 75
								157	H	Pacific	53 66
								188	H	Sacramento St.	77 92
								200	A	Cal Poly	75 57
								200	H	Cal Poly	82 71
								221	A	Utah Valley	59 55
								250	A	San Diego St.	65 54
								260	A	UC Santa Barbara	59 66
								260	H	UC Santa Barbara	80 51
								283	A	Portland	72 47
								287	A	CSUN	75 52
								293	N	Florida A&M	58 61
								322	A	Portland St.	82 70
								332	H	UC Irvine	74 61
								337	A	Cal St. Fullerton	63 59
								337	H	Cal St. Fullerton	80 56
								343	H	Air Force	66 40
LAST 12 Division I GAMES:											
337	H	Cal St. Fullerton	80 56	200	A	Cal Poly	75 57				
200	H	Cal Poly	82 71	260	A	UC Santa Barbara	59 66				
337	A	Cal St. Fullerton	63 59	332	H	UC Irvine	74 61				
67	A	UC Riverside	73 80	127	H	Hawaii	60 58				
260	H	UC Santa Barbara	80 51	287	A	CSUN	75 52				
150	H	Long Beach St.	62 75	221	A	Utah Valley	59 55				

Non-Div I Games: Cal St. Monterey Ba91 36

UC Davis

■ Loss, 
 ■ Non-Conf, 
 ■ S Site, 
 ■ Home 
 ■ A Away 
 N Neutral

Average RPI Win:	332	WON-LOST	WINNING	LAST 10	STRENGTH OF	OPP. STRENGTH	TEAM	ADJ.	CONF.	ADJ CONF.
Average RPI Loss:	170	RECORD	PCT. RANK	GAMES	SCHEDULE	OF SCHEDULE	RPI	RPI	RPI	RPI
DIV. I ONLY	3- 21	338	1- 9	292	162	332	332	22	22	
DIV. I NON-CONF.	2- 11	306	0- 1	289	63	317	317	22	22	
TOTALS	RPI 1-25	RPI 26-50	W-L RECORDS	RPI 51-100	RPI 101-150	RPI 150+				
3- 21	0- 1	0- 3	OVERALL	0- 1	0- 3	3- 13				
1- 8	0- 0	0- 1	HOME	0- 0	0- 2	1- 5				
2- 12	0- 0	0- 0	AWAY	0- 0	0- 0	2- 1				
0- 1	0- 0	0- 1	NEUTRAL	0- 0	0- 0	0- 0				
2- 11	0- 1	0- 3	NON-CONFERENCE	0- 0	0- 0	2- 7				
1- 3	0- 0	0- 1	HOME	0- 0	0- 0	1- 2				
1- 7	0- 1	0- 1	AWAY	0- 0	0- 0	1- 5				
0- 1	0- 0	0- 1	NEUTRAL	0- 0	0- 0	0- 0				
1- 10	0- 0	0- 0	CONFERENCE	0- 1	0- 3	1- 6				
0- 5	0- 0	0- 0	HOME	0- 0	0- 2	0- 3				
1- 5	0- 0	0- 0	AWAY	0- 1	0- 1	1- 3				
0- 0	0- 0	0- 0	NEUTRAL	0- 0	0- 0	0- 0				

RPI S	Opponent	Score	RPI S	Opponent	Score	RPI S	Opponent	Score	RPI S	Opponent	Score	Team's RPI: 332
10	A UCLA	48 83	38	N Princeton	42 83	67	A UC Riverside	69 93	127	A Hawaii	35 59	
			39	A Southern California	56 75				127	H Hawaii	65 83	
			42	H St. John's (NY)	63 85				150	H Long Beach St.	65 71	
									180	A UNLV	52 72	
									188	A Sacramento St.	78 126	
									189	A UC Davis	61 74	
									190	A San Jose St.	58 79	
									200	A Cal Poly	38 50	
									200	H Cal Poly	54 72	
									228	H Grand Canyon	53 58	
									239	A Loyola Marymount	50 95	
									246	A CSU Bakersfield	39 65	
									260	H UC Santa Barbara	62 80	
									272	H Northern Ariz.	55 71	
									287	A CSUN	48 62	
									287	H CSUN	64 83	
									329	H Nevada	68 64	
									330	A Southern Utah	63 58	
									337	A Cal St. Fullerton	62 58	
LAST 12 Division I GAMES:												
287	A CSUN	48 62	127	H Hawaii	65 83							
260	H UC Santa Barbara	62 80	150	H Long Beach St.	65 71							
200	A Cal Poly	38 50	189	A UC Davis	61 74							
127	A Hawaii	35 59	200	H Cal Poly	54 72							
287	H CSUN	64 83	67	A UC Riverside	69 93							
337	A Cal St. Fullerton	62 58	246	A CSU Bakersfield	39 65							

Non-Div I Games: San Diego Christian78 49

UC Irvine

■ Loss, 
 ■ Non-Conf, S Site, 
 ■ Home 
 ■ Away 
 N Neutral

Average RPI Win:	230	WON-LOST	WINNING	LAST 10	STRENGTH OF	OPP. STRENGTH	TEAM	ADJ.	CONF.	ADJ CONF.
Average RPI Loss:	45	RECORD	PCT. RANK	GAMES	SCHEDULE	OF SCHEDULE	RPI	RPI	RPI	RPI
DIV. I ONLY	17- 7	65	10- 0	143	172	67	67	22	22	
DIV. I NON-CONF.	7- 7	160	1- 1	71	67	92	92	22	22	
TOTALS	RPI 1-25	RPI 26-50	W-L RECORDS	RPI 51-100	RPI 101-150	RPI 150+				
17- 7	0- 2	0- 2	OVERALL	0- 3	3- 0	14- 0				
8- 1	0- 1	0- 0	HOME	0- 0	1- 0	7- 0				
8- 6	0- 1	0- 2	AWAY	0- 3	2- 0	6- 0				
1- 0	0- 0	0- 0	NEUTRAL	0- 0	0- 0	1- 0				
7- 7	0- 2	0- 2	NON-CONFERENCE	0- 3	1- 0	6- 0				
3- 1	0- 1	0- 0	HOME	0- 0	1- 0	2- 0				
3- 6	0- 1	0- 2	AWAY	0- 3	0- 0	3- 0				
1- 0	0- 0	0- 0	NEUTRAL	0- 0	0- 0	1- 0				
10- 0	0- 0	0- 0	CONFERENCE	0- 0	2- 0	8- 0				
5- 0	0- 0	0- 0	HOME	0- 0	0- 0	5- 0				
5- 0	0- 0	0- 0	AWAY	0- 0	2- 0	3- 0				
0- 0	0- 0	0- 0	NEUTRAL	0- 0	0- 0	0- 0				

RPI 1-25			RPI 26-50			RPI 51-100			Team's RPI: 67	RPI 101+		
RPI	S	Opponent	Score	RPI	S	Opponent	Score	RPI	S	Opponent	Score	
9	A	Oregon St.	65 86	30	A	Washington	43 78	58	A	Oregon	81 95	127 A Hawaii 77 74
10	H	UCLA	56 70	31	A	UTEP	57 68	78	A	California	58 64	149 H Fresno St. 86 68
								99	A	San Francisco	76 88	150 A Long Beach St. 78 60
												189 H UC Davis 80 73
												200 A Cal Poly 75 62
												200 H Cal Poly 93 83
												202 N Southeast Mo. St. 85 67
												228 A Grand Canyon 85 67
												239 H Loyola Marymount 80 62
												246 H CSU Bakersfield 81 61
												250 A San Diego St. 85 68
												254 A Seattle 92 70
												260 A UC Santa Barbara 83 53
												260 H UC Santa Barbara 92 81
												287 H CSUN 83 76
												332 H UC Irvine 93 69
												337 A Cal St. Fullerton 90 43
LAST 12 Division I GAMES:												
200	A	Cal Poly	75 62	127	A	Hawaii	77 74					
337	A	Cal St. Fullerton	90 43	150	A	Long Beach St.	78 60					
287	H	CSUN	83 76	260	A	UC Santa Barbara	83 53					
189	H	UC Davis	80 73	332	H	UC Irvine	93 69					
200	H	Cal Poly	93 83	228	A	Grand Canyon	85 67					
260	H	UC Santa Barbara	92 81	10	H	UCLA	56 70					

Non-Div I Games:

UC Riverside

■ Loss, 
■ Non-Conf, 
■ S Site, 
■ Home 
■ A Away 
N Neutral

Average RPI Win:	279	WON-LOST	WINNING	LAST 10	STRENGTH OF	OPP. STRENGTH	TEAM	ADJ.	CONF.	ADJ CONF.
Average RPI Loss:	137	RECORD	PCT. RANK	GAMES	SCHEDULE	OF SCHEDULE	RPI	RPI	RPI	RPI
DIV. I ONLY	8- 16	261	5- 5	212	228	260	260	22	22	
DIV. I NON-CONF.	2- 11	306	1- 0	203	191	310	310	22	22	
TOTALS	RPI 1-25	RPI 26-50	W-L RECORDS	RPI 51-100	RPI 101-150	RPI 150+				
8- 16	0- 0	0- 0	OVERALL	0- 6	0- 5	8- 5				
5- 5	0- 0	0- 0	HOME	0- 2	0- 1	5- 2				
3- 11	0- 0	0- 0	AWAY	0- 4	0- 4	3- 3				
0- 0	0- 0	0- 0	NEUTRAL	0- 0	0- 0	0- 0				
2- 11	0- 0	0- 0	NON-CONFERENCE	0- 4	0- 3	2- 4				
2- 3	0- 0	0- 0	HOME	0- 1	0- 0	2- 2				
0- 8	0- 0	0- 0	AWAY	0- 3	0- 3	0- 2				
0- 0	0- 0	0- 0	NEUTRAL	0- 0	0- 0	0- 0				
6- 5	0- 0	0- 0	CONFERENCE	0- 2	0- 2	6- 1				
3- 2	0- 0	0- 0	HOME	0- 1	0- 1	3- 0				
3- 3	0- 0	0- 0	AWAY	0- 1	0- 1	3- 1				
0- 0	0- 0	0- 0	NEUTRAL	0- 0	0- 0	0- 0				

RPI S	Opponent	Score	RPI S	Opponent	Score	RPI S	Opponent	Score	RPI S	Opponent	Score	Team's RPI: 260
						55	A Santa Clara	48 66	125	A LSU	50 68	
						55	H Santa Clara	37 48	127	H Hawaii	62 63	
						58	A Oregon	51 79	132	A Idaho	42 64	
						67	A UC Riverside	81 92	148	A La.-Lafayette	42 61	
						67	H UC Riverside	53 83	150	A Long Beach St.	52 60	
						72	A Washington St.	44 61	189	A UC Davis	51 80	
									189	H UC Davis	66 59	
									200	H Cal Poly	78 67	
									209	H UTRGV	60 62	
									234	A Wyoming	67 76	
									239	H Loyola Marymount	63 70	
									246	H CSU Bakersfield	61 60	
									267	A Pepperdine	69 71	
									287	A CSUN	65 49	
									300	H Morehead St.	93 78	
									332	A UC Irvine	80 62	
									337	A Cal St. Fullerton	65 47	
									337	H Cal St. Fullerton	79 49	
LAST 12 Division I GAMES:												
150	A	Long Beach St.	52	60	189	H	UC Davis	66	59			
332	A	UC Irvine	80	62	287	A	CSUN	65	49			
127	H	Hawaii	62	63	337	A	Cal St. Fullerton	65	47			
337	H	Cal St. Fullerton	79	49	67	H	UC Riverside	53	83			
189	A	UC Davis	51	80	200	H	Cal Poly	78	67			
67	A	UC Riverside	81	92	300	H	Morehead St.	93	78			

Non-Div I Games: La Verne 89 41

UC Santa Barbara

Loss, Non-Conf, S Site, H Home A Away N Neutral

UCF				STRENGTH OF SCHEDULE	OPP. STRENGTH OF SCHEDULE	TEAM RPI	ADJ. RPI	CONF. RPI	ADJ CONF. RPI
Average RPI Win:	236	WON-LOST RECORD	WINNING PCT. RANK						
Average RPI Loss:	122		LAST 10 GAMES						
DIV. I ONLY	5- 20	314	2- 8	142	87	272	272	9	9
DIV. I NON-CONF.	3- 8	258	0- 0	151	167	257	257	7	7
-----									
TOTALS	RPI 1-25		RPI 26-50	W-L RECORDS	RPI 51-100	RPI 101-150		RPI 150+	
5- 20	0- 3		0- 3	OVERALL	0- 2	0- 4		5- 8	
3- 9	0- 1		0- 2	HOME	0- 1	0- 2		3- 3	
2- 10	0- 1		0- 1	AWAY	0- 1	0- 2		2- 5	
0- 1	0- 1		0- 0	NEUTRAL	0- 0	0- 0		0- 0	
3- 8	0- 2		0- 1	NON-CONFERENCE	0- 0	0- 2		3- 3	
2- 4	0- 1		0- 1	HOME	0- 0	0- 1		2- 1	
1- 3	0- 0		0- 0	AWAY	0- 0	0- 1		1- 2	
0- 1	0- 1		0- 0	NEUTRAL	0- 0	0- 0		0- 0	
2- 12	0- 1		0- 2	CONFERENCE	0- 2	0- 2		2- 5	
1- 5	0- 0		0- 1	HOME	0- 1	0- 1		1- 2	
1- 7	0- 1		0- 1	AWAY	0- 1	0- 1		1- 3	
0- 0	0- 0		0- 0	NEUTRAL	0- 0	0- 0		0- 0	

RPI 1-25				RPI 26-50				RPI 51-100				RPI 101+ Team's RPI: 272			
RPI	S	Opponent	Score	RPI	S	Opponent	Score	RPI	S	Opponent	Score	RPI	S	Opponent	Score
2	A	UConn	51 106	42	H	St. John's (NY)	42 70	64	H	Temple	63 71	109	A	Memphis	59 75
17	H	Oklahoma St.	55 74	44	A	South Fla.	63 108	80	A	Tulane	54 75	109	H	Memphis	52 69
22	N	Florida	79 93	44	H	South Fla.	49 88					119	A	Akron	54 74
												133	H	Buffalo	60 66
												159	A	SMU	50 65
												175	H	East Carolina	56 71
												181	A	Stetson	68 83
												183	A	Tulsa	71 95
												183	H	Tulsa	75 74
												195	H	Butler	63 71
												199	A	South Ala.	77 36
												219	A	Cincinnati	80 60
												219	H	Cincinnati	50 68
												261	A	Houston	55 64
												276	A	Omaha	60 75
												288	H	FIU	89 72
												293	H	Florida A&M	93 55
LAST 12 Division I GAMES:															
183	A	Tulsa	71 95	44	H	South Fla.	49 88	2	A	UConn	51 106				
109	H	Memphis	52 69					219	A	Cincinnati	80 60				
159	A	SMU	50 65					64	H	Temple	63 71				
261	A	Houston	55 64					80	A	Tulane	54 75				
183	H	Tulsa	75 74					175	H	East Carolina	56 71				
109	A	Memphis	59 75												

Non-Div I Games:

UCF

■ Loss, 
 ■ Non-Conf, 
 ■ S Site, 
 ■ H Home 
 ■ A Away 
 N Neutral

Average RPI Win:	99	WON-LOST	WINNING	LAST 10	STRENGTH OF	OPP. STRENGTH	TEAM	ADJ.	CONF.	ADJ CONF.
Average RPI Loss:	26	RECORD	PCT. RANK	GAMES	SCHEDULE	OF SCHEDULE	RPI	RPI	RPI	RPI
DIV. I ONLY	19- 6	42	8- 2	11	1	10	10	1	1	
DIV. I NON-CONF.	8- 2	51	0- 0	17	22	12	12	1	1	
TOTALS	RPI 1-25	RPI 26-50	W-L RECORDS	RPI 51-100	RPI 101-150	RPI 150+				
19- 6	2- 3	4- 2	OVERALL	7- 1	1- 0	5- 0				
11- 1	2- 1	4- 0	HOME	3- 0	0- 0	2- 0				
7- 4	0- 0	0- 0	AWAY	4- 0	1- 0	2- 0				
1- 1	0- 1	0- 0	NEUTRAL	0- 0	0- 0	1- 0				
8- 2	0- 2	2- 0	NON-CONFERENCE	2- 0	0- 0	4- 0				
4- 1	0- 1	2- 0	HOME	0- 0	0- 0	2- 0				
3- 0	0- 0	0- 0	AWAY	2- 0	0- 0	1- 0				
1- 1	0- 1	0- 0	NEUTRAL	0- 0	0- 0	1- 0				
11- 4	2- 1	2- 2	CONFERENCE	5- 1	1- 0	1- 0				
7- 0	2- 0	2- 0	HOME	3- 0	0- 0	0- 0				
4- 4	0- 1	0- 2	AWAY	2- 1	1- 0	1- 0				
0- 0	0- 0	0- 0	NEUTRAL	0- 0	0- 0	0- 0				

RPI 1-25				Team's RPI: 10		RPI 26-50				RPI 51-100				RPI 101+					
RPI	S	Opponent	Score		RPI	S	Opponent	Score		RPI	S	Opponent	Score		RPI	S	Opponent	Score	
1	N	Notre Dame	84	92	30	A	Washington	56	64	58	H	Oregon	80	69	112	A	Arizona	73	39
3	H	South Carolina	65	68	30	H	Washington	63	59	65	A	Michigan	86	77	176	N	Louisiana Tech	68	57
6	H	Stanford	56	36	35	H	James Madison	90	61	67	A	UC Riverside	70	56	178	A	Colorado	82	64
7	A	Arizona St.	61	65	39	A	Southern California	68	71	70	A	Utah	69	63	188	A	Sacramento St.	109	76
9	H	Oregon St.	71	51	39	H	Southern California	78	73	72	A	Washington St.	75	73	246	H	CSU Bakersfield	82	68
					42	H	St. John's (NY)	73	58	72	H	Washington St.	73	61	332	H	UC Irvine	83	48
										78	A	California	104	108					
										78	H	California	75	56					
LAST 12 Division I GAMES:																			
					30	H	Washington	63	59	6	H	Stanford	56	36					
					72	H	Washington St.	73	61	78	H	California	75	56					
					112	A	Arizona	73	39	72	A	Washington St.	75	73					
					7	A	Arizona St.	61	65	30	A	Washington	56	64					
					70	A	Utah	69	63	39	A	Southern California	68	71					
					178	A	Colorado	82	64	9	H	Oregon St.	71	51					

Non-Div I Games:

UCLA

■ Loss, 
■ Non-Conf, S Site, 
■ Home 
■ Away 
N Neutral

Average RPI Win:	107	WON-LOST	WINNING	LAST 10	STRENGTH OF	OPP. STRENGTH	TEAM	ADJ.	CONF.	ADJ CONF.
Average RPI Loss:	0	RECORD	PCT. RANK	GAMES	SCHEDULE	OF SCHEDULE	RPI	RPI	RPI	RPI
DIV. I ONLY	24- 0	1	10- 0	15	24	2	2	9	9	
DIV. I NON-CONF.	11- 0	1	1- 0	1	1	1	1	7	7	
TOTALS	RPI 1-25	RPI 26-50	W-L RECORDS	RPI 51-100	RPI 101-150	RPI 150+				
24- 0	6- 0	2- 0	OVERALL	5- 0	3- 0	8- 0				
9- 0	1- 0	1- 0	HOME	2- 0	2- 0	3- 0				
13- 0	3- 0	1- 0	AWAY	3- 0	1- 0	5- 0				
2- 0	2- 0	0- 0	NEUTRAL	0- 0	0- 0	0- 0				
11- 0	6- 0	1- 0	NON-CONFERENCE	2- 0	1- 0	1- 0				
4- 0	1- 0	1- 0	HOME	1- 0	1- 0	0- 0				
5- 0	3- 0	0- 0	AWAY	1- 0	0- 0	1- 0				
2- 0	2- 0	0- 0	NEUTRAL	0- 0	0- 0	0- 0				
13- 0	0- 0	1- 0	CONFERENCE	3- 0	2- 0	7- 0				
5- 0	0- 0	0- 0	HOME	1- 0	1- 0	3- 0				
8- 0	0- 0	1- 0	AWAY	2- 0	1- 0	4- 0				
0- 0	0- 0	0- 0	NEUTRAL	0- 0	0- 0	0- 0				

RPI	S	Opponent	Score	RPI	S	Opponent	Score	RPI	S	Opponent	Score	RPI	S	Opponent	Score
1	H	Notre Dame	91 81	44	A	South Fla.	75 59	63	A	Chattanooga	79 31	109	A	Memphis	86 46
3	A	South Carolina	66 54	48	H	Kansas St.	97 57	64	A	Temple	85 60	109	H	Memphis	83 40
5	A	Ohio St.	100 56					64	H	Temple	104 49	125	H	LSU	86 40
11	N	Maryland	83 73					69	H	Nebraska	88 46	159	A	SMU	90 37
13	N	Florida St.	73 49					80	A	Tulane	96 38	175	H	East Carolina	92 46
20	A	DePaul	86 70									183	A	Tulsa	94 30
												183	H	Tulsa	95 35
												219	A	Cincinnati	107 45
												261	A	Houston	76 37
												272	H	UCF	106 51
												290	A	Colgate	94 50
LAST 12 Division I GAMES:															
64	A	Temple	85 60	159	A	SMU	90 37								
3	A	South Carolina	66 54	272	H	UCF	106 51								
175	H	East Carolina	92 46	64	H	Temple	104 49								
80	A	Tulane	96 38	109	A	Memphis	86 46								
109	H	Memphis	83 40	44	A	South Fla.	75 59								
183	A	Tulsa	94 30	261	A	Houston	76 37								

Non-Div I Games:

UConn

■ Loss, 
 ■ Non-Conf, S Site, 
 ■ Home 
 ■ Away 
 N Neutral



Average RPI Win:	251	WON-LOST	WINNING	LAST 10	STRENGTH OF	OPP. STRENGTH	TEAM	ADJ.	CONF.	ADJ CONF.
Average RPI Loss:	123	RECORD	PCT. RANK	GAMES	SCHEDULE	OF SCHEDULE	RPI	RPI	RPI	RPI
DIV. I ONLY	15- 10	115	5- 5	255	208	170	170	15	15	
DIV. I NON-CONF.	9- 4	95	0- 0	309	217	166	166	18	18	
TOTALS	RPI 1-25	RPI 26-50	W-L RECORDS	RPI 51-100	RPI 101-150	RPI 150+				
15- 10	0- 0	0- 1	OVERALL	1- 5	1- 1	13- 3				
7- 5	0- 0	0- 1	HOME	1- 2	0- 1	6- 1				
7- 5	0- 0	0- 0	AWAY	0- 3	1- 0	6- 2				
1- 0	0- 0	0- 0	NEUTRAL	0- 0	0- 0	1- 0				
9- 4	0- 0	0- 1	NON-CONFERENCE	1- 1	0- 0	8- 2				
4- 2	0- 0	0- 1	HOME	1- 0	0- 0	3- 1				
4- 2	0- 0	0- 0	AWAY	0- 1	0- 0	4- 1				
1- 0	0- 0	0- 0	NEUTRAL	0- 0	0- 0	1- 0				
6- 6	0- 0	0- 0	CONFERENCE	0- 4	1- 1	5- 1				
3- 3	0- 0	0- 0	HOME	0- 2	0- 1	3- 0				
3- 3	0- 0	0- 0	AWAY	0- 2	1- 0	2- 1				
0- 0	0- 0	0- 0	NEUTRAL	0- 0	0- 0	0- 0				

RPI	S	Opponent	Score	RPI	S	Opponent	Score	RPI	S	Opponent	Score	RPI	S	Opponent	Score	Team's RPI: 170
36	H	Penn	46	81	53	A	Albany (NY)	39	63	139	A	Stony Brook	69	65		
					53	H	Albany (NY)	42	77	139	H	Stony Brook	60	69		
					77	A	Maine	55	65	204	A	Hartford	57	65		
					77	H	Maine	38	72	220	H	Columbia	68	70		
					87	A	Saint Joseph's	45	104	225	A	Morgan St.	65	46		
					88	H	Bucknell	65	52	229	H	Binghamton	62	51		
										242	A	New Hampshire	65	55		
										248	H	American	47	46		
										256	A	Loyola Maryland	52	46		
										270	A	Coppin St.	68	61		
										282	H	La Salle	60	29		
										284	A	Towson	51	61		
										286	H	Rider	58	53		
										286	N	Rider	67	58		
										292	H	Vermont	85	48		
										296	A	UMES	55	52		
										312	A	UMass Lowell	68	44		
										312	H	UMass Lowell	68	52		
LAST 12 Division I GAMES:																
312	H	UMass Lowell	68	52	204	A	Hartford	57	65							
139	A	Stony Brook	69	65	312	A	UMass Lowell	68	44							
77	H	Maine	38	72	139	H	Stony Brook	60	69							
53	A	Albany (NY)	39	63	77	A	Maine	55	65							
242	A	New Hampshire	65	55	53	H	Albany (NY)	42	77							
229	H	Binghamton	62	51	292	H	Vermont	85	48							

Non-Div I Games:

UMBC

■ Loss, 
■ Non-Conf, 
■ S Site, 
■ H Home 
■ A Away 
N Neutral

Average RPI Win:	286	WON-LOST	WINNING	LAST 10	STRENGTH OF	OPP. STRENGTH	TEAM	ADJ.	CONF.	ADJ CONF.
Average RPI Loss:	196	RECORD	PCT. RANK	GAMES	SCHEDULE	OF SCHEDULE	RPI	RPI	RPI	RPI
DIV. I ONLY	7- 16	274	5- 5	284	311	296	296	31	31	
DIV. I NON-CONF.	1- 10	330	0- 2	73	240	281	281	30	30	
TOTALS	RPI 1-25	RPI 26-50	W-L RECORDS	RPI 51-100	RPI 101-150	RPI 150+				
7- 16	0- 2	0- 0	OVERALL	0- 1	0- 2	7- 11				
3- 8	0- 1	0- 0	HOME	0- 1	0- 0	3- 6				
4- 8	0- 1	0- 0	AWAY	0- 0	0- 2	4- 5				
0- 0	0- 0	0- 0	NEUTRAL	0- 0	0- 0	0- 0				
1- 10	0- 2	0- 0	NON-CONFERENCE	0- 1	0- 2	1- 5				
1- 5	0- 1	0- 0	HOME	0- 1	0- 0	1- 3				
0- 5	0- 1	0- 0	AWAY	0- 0	0- 2	0- 2				
0- 0	0- 0	0- 0	NEUTRAL	0- 0	0- 0	0- 0				
6- 6	0- 0	0- 0	CONFERENCE	0- 0	0- 0	6- 6				
2- 3	0- 0	0- 0	HOME	0- 0	0- 0	2- 3				
4- 3	0- 0	0- 0	AWAY	0- 0	0- 0	4- 3				
0- 0	0- 0	0- 0	NEUTRAL	0- 0	0- 0	0- 0				

RPI 1-25				RPI 26-50				RPI 51-100				RPI 101+ Team's RPI: 296			
RPI	S	Opponent	Score	RPI	S	Opponent	Score	RPI	S	Opponent	Score	RPI	S	Opponent	Score
11	H	Maryland	30 106					85	H	Georgetown	60 71	103	A	VCU	39 63
21	A	Duquesne	59 95									136	A	Xavier	56 61
												156	H	Hampton	55 76
												161	H	Old Dominion	52 69
												170	H	UMBC	52 55
												172	A	Northeastern	49 60
												206	H	USC Upstate	78 59
												225	H	Morgan St.	69 77
												249	A	N.C. A&T	56 50
												259	H	Bethune-Cookman	76 71
												270	A	Coppin St.	54 61
												289	A	UNCG	51 71
												301	A	Savannah St.	42 60
												308	A	South Carolina St.	63 56
												326	A	Howard	79 57
												326	H	Howard	62 59
												327	A	Delaware St.	70 61
												338	H	Mt. St. Mary's	50 57
												346	H	Norfolk St.	63 74
												349	A	N.C. Central	46 49
LAST 12 Division I GAMES:															
326	A	Howard	79 57	259	H	Bethune-Cookman	76 71	308	A	South Carolina St.	63 56				
327	A	Delaware St.	70 61	301	A	Savannah St.	42 60	225	H	Morgan St.	69 77				
346	H	Norfolk St.	63 74	289	A	UNCG	51 71	161	H	Old Dominion	52 69				
156	H	Hampton	55 76												
326	H	Howard	62 59												
270	A	Coppin St.	54 61												

Non-Div I Games: Cheyney 76 46

UMES

■ Loss, 
 ■ Non-Conf, 
 ■ S Site, 
 ■ H Home 
 ■ A Away 
 N Neutral

Average RPI Win:	238	WON-LOST	WINNING	LAST 10	STRENGTH OF	OPP. STRENGTH	TEAM	ADJ.	CONF.	ADJ CONF.
Average RPI Loss:	223	RECORD	PCT. RANK	GAMES	SCHEDULE	OF SCHEDULE	RPI	RPI	RPI	RPI
DIV. I ONLY	7- 14	261	4- 6	335	242	298	298	25	25	
DIV. I NON-CONF.	3- 8	258	1- 1	331	223	318	318	25	25	
TOTALS	RPI 1-25	RPI 26-50	W-L RECORDS	RPI 51-100	RPI 101-150	RPI 150+				
7- 14	0- 0	0- 0	OVERALL	0- 1	0- 1	7- 12				
2- 6	0- 0	0- 0	HOME	0- 0	0- 1	2- 5				
5- 8	0- 0	0- 0	AWAY	0- 1	0- 0	5- 7				
0- 0	0- 0	0- 0	NEUTRAL	0- 0	0- 0	0- 0				
3- 8	0- 0	0- 0	NON-CONFERENCE	0- 1	0- 0	3- 7				
1- 3	0- 0	0- 0	HOME	0- 0	0- 0	1- 3				
2- 5	0- 0	0- 0	AWAY	0- 1	0- 0	2- 4				
0- 0	0- 0	0- 0	NEUTRAL	0- 0	0- 0	0- 0				
4- 6	0- 0	0- 0	CONFERENCE	0- 0	0- 1	4- 5				
1- 3	0- 0	0- 0	HOME	0- 0	0- 1	1- 2				
3- 3	0- 0	0- 0	AWAY	0- 0	0- 0	3- 3				
0- 0	0- 0	0- 0	NEUTRAL	0- 0	0- 0	0- 0				

RPI 1-25			RPI 26-50			RPI 51-100			RPI 101+			Team's RPI: 298
RPI	S	Opponent	Score	RPI	S	Opponent	Score	RPI	S	Opponent	Score	
						91 A Northwestern	38 80			101 H New Mexico St.	62 68	
										166 H SIUE	58 63	
										184 A Milwaukee	48 70	
										196 A Kansas	47 44	
										202 A Southeast Mo. St.	65 78	
										209 A UTRGV	59 57	
										209 H UTRGV	53 62	
										221 A Utah Valley	71 79	
										225 A Morgan St.	59 50	
										228 A Grand Canyon	63 57	
										231 H Indiana St.	47 77	
										246 A CSU Bakersfield	56 40	
										246 H CSU Bakersfield	68 78	
										254 A Seattle	63 69	
										254 H Seattle	64 43	
										276 A Omaha	42 57	
										284 A Towson	47 70	
										310 H Denver	68 58	
										317 H North Florida	55 62	
										334 A Chicago St.	72 77	
LAST 12 Division I GAMES:												
						209 A UTRGV	59 57			209 H UTRGV	53 62	
						254 H Seattle	64 43			101 H New Mexico St.	62 68	
						246 H CSU Bakersfield	68 78			246 A CSU Bakersfield	56 40	
						334 A Chicago St.	72 77			254 A Seattle	63 69	
						228 A Grand Canyon	63 57			225 A Morgan St.	59 50	
						221 A Utah Valley	71 79			284 A Towson	47 70	

Non-Div I Games: Stephens College 76 46 Bethany (KS) 64 51

UMKC

Loss, Non-Conf, S Site, H Home A Away N Neutral

Average RPI Win:	<b>299</b>	WON-LOST	WINNING	LAST 10	STRENGTH OF	OPP. STRENGTH	TEAM	ADJ.	CONF.	ADJ CONF.
Average RPI Loss:	<b>171</b>	RECORD	PCT. RANK	GAMES	SCHEDULE	OF SCHEDULE	RPI	RPI	RPI	RPI
DIV. I ONLY	<b>4- 21</b>	<b>325</b>	<b>1- 9</b>	<b>214</b>	<b>253</b>	<b>312</b>	<b>312</b>	<b>15</b>	<b>15</b>	
DIV. I NON-CONF.	<b>3- 9</b>	<b>272</b>	<b>0- 0</b>	<b>266</b>	<b>288</b>	<b>296</b>	<b>296</b>	<b>18</b>	<b>18</b>	
TOTALS	RPI 1-25	RPI 26-50	W-L RECORDS	RPI 51-100	RPI 101-150	RPI 150+				
4- 21	0- 1	0- 1	OVERALL	0- 3	0- 3	4- 13				
2- 9	0- 0	0- 0	HOME	0- 2	0- 1	2- 6				
2- 12	0- 0	0- 0	AWAY	0- 0	0- 0	2- 0				
0- 0	0- 0	0- 0	NEUTRAL	0- 0	0- 0	0- 0				
3- 9	0- 1	0- 1	NON-CONFERENCE	0- 0	0- 1	3- 6				
2- 2	0- 0	0- 0	HOME	0- 0	0- 0	2- 2				
1- 7	0- 1	0- 1	AWAY	0- 0	0- 1	1- 4				
0- 0	0- 0	0- 0	NEUTRAL	0- 0	0- 0	0- 0				
1- 12	0- 0	0- 0	CONFERENCE	0- 3	0- 2	1- 7				
0- 7	0- 0	0- 0	HOME	0- 2	0- 1	0- 4				
1- 5	0- 0	0- 0	AWAY	0- 1	0- 1	1- 3				
0- 0	0- 0	0- 0	NEUTRAL	0- 0	0- 0	0- 0				

RPI 1-25				RPI 26-50				RPI 51-100				RPI 101+ Team's RPI: 312			
RPI	S	Opponent	Score	RPI	S	Opponent	Score	RPI	S	Opponent	Score	RPI	S	Opponent	Score
11	A	Maryland	53 <b>102</b>	29	A	Miami (FL)	53 <b>84</b>	53	H	Albany (NY)	55 <b>85</b>	113	A	Boston College	55 <b>66</b>
								77	A	Maine	44 <b>74</b>	139	A	Stony Brook	46 <b>60</b>
								77	H	Maine	46 <b>73</b>	139	H	Stony Brook	50 <b>64</b>
												170	A	UMBC	52 <b>68</b>
												170	H	UMBC	44 <b>68</b>
												191	A	Rhode Island	64 <b>72</b>
												204	A	Hartford	59 <b>72</b>
												204	H	Hartford	70 <b>75</b>
												220	H	Columbia	57 <b>67</b>
												229	H	Binghamton	70 <b>75</b>
												235	H	Bryant	64 <b>83</b>
												240	A	Massachusetts	58 <b>84</b>
												242	A	New Hampshire	61 <b>65</b>
												245	H	Holy Cross	75 <b>67</b>
												266	A	Central Conn. St.	53 <b>64</b>
												288	A	FIU	68 <b>71</b>
												292	A	Vermont	68 <b>66</b>
												292	H	Vermont	51 <b>59</b>
												311	A	Fairleigh Dickinson	78 <b>67</b>
												347	H	Boston U.	70 <b>57</b>
LAST 12 Division I GAMES:															
170	A	UMBC	52 <b>68</b>	229	H	Binghamton	70 <b>75</b>								
77	H	Maine	46 <b>73</b>	242	A	New Hampshire	61 <b>65</b>								
292	A	Vermont	68 <b>66</b>	292	H	Vermont	51 <b>59</b>								
139	A	Stony Brook	46 <b>60</b>	170	H	UMBC	44 <b>68</b>								
204	H	Hartford	70 <b>75</b>	77	A	Maine	44 <b>74</b>								
53	H	Albany (NY)	55 <b>85</b>	139	H	Stony Brook	50 <b>64</b>								

Non-Div I Games:

UMass Lowell

■ Loss, 
 ■ Non-Conf, 
 ■ S Site, 
 ■ H Home 
 ■ A Away 
 N Neutral

## UNC Asheville

Through Games Of Feb. 16, 2016

Average RPI Win:	261	WON-LOST	WINNING	LAST 10	STRENGTH OF	OPP. STRENGTH	TEAM	ADJ.	CONF.	ADJ CONF.
Average RPI Loss:	169	RECORD	PCT. RANK	GAMES	SCHEDULE	OF SCHEDULE	RPI	RPI	RPI	RPI
DIV. I ONLY	19- 4	26	9- 1	332	272	122	122	26	26	
DIV. I NON-CONF.	5- 2	86	0- 0	342	250	184	184	29	29	
TOTALS	RPI 1-25	RPI 26-50	W-L RECORDS	RPI 51-100	RPI 101-150	RPI 150+				
19- 4	0- 0	0- 0	OVERALL	1- 1	0- 1	18- 2				
9- 1	0- 0	0- 0	HOME	1- 0	0- 0	8- 1				
10- 3	0- 0	0- 0	AWAY	0- 0	0- 0	10- 0				
0- 0	0- 0	0- 0	NEUTRAL	0- 0	0- 0	0- 0				
5- 2	0- 0	0- 0	NON-CONFERENCE	0- 0	0- 1	5- 1				
3- 0	0- 0	0- 0	HOME	0- 0	0- 0	3- 0				
2- 2	0- 0	0- 0	AWAY	0- 0	0- 1	2- 1				
0- 0	0- 0	0- 0	NEUTRAL	0- 0	0- 0	0- 0				
14- 2	0- 0	0- 0	CONFERENCE	1- 1	0- 0	13- 1				
6- 1	0- 0	0- 0	HOME	1- 0	0- 0	5- 1				
8- 1	0- 0	0- 0	AWAY	0- 1	0- 0	8- 0				
0- 0	0- 0	0- 0	NEUTRAL	0- 0	0- 0	0- 0				

RPI 1-25				RPI 26-50				RPI 51-100				RPI 101+ Team's RPI: 122			
RPI	S	Opponent	Score	RPI	S	Opponent	Score	RPI	S	Opponent	Score	RPI	S	Opponent	Score
								98	A	Liberty	53 71	140	A	ETSU	68 74
								98	H	Liberty	56 51	194	A	Radford	54 46
												194	H	Radford	58 48
												198	H	Gardner-Webb	56 58
												206	H	USC Upstate	68 59
												216	H	Furman	84 71
												222	A	Presbyterian	72 63
												222	H	Presbyterian	68 59
												241	A	Clemson	49 67
												244	A	High Point	82 81
												280	A	Campbell	72 58
												289	H	UNCG	95 52
												297	A	Coastal Caro.	63 52
												297	H	Coastal Caro.	77 69
												303	A	Western Caro.	67 45
												307	A	Wofford	70 63
												313	A	Winthrop	67 59
												313	H	Winthrop	63 55
												316	A	Charleston So.	58 50
												324	A	Longwood	61 54
												324	H	Longwood	81 42
LAST 12 Division I GAMES:															
				194	H	Radford	58 48					222	H	Presbyterian	68 59
				98	H	Liberty	56 51					244	A	High Point	82 81
				324	A	Longwood	61 54					198	H	Gardner-Webb	56 58
				297	H	Coastal Caro.	77 69					324	H	Longwood	81 42
				313	A	Winthrop	67 59					316	A	Charleston So.	58 50
				194	A	Radford	54 46					98	A	Liberty	53 71

Non-Div I Games: Montreat 89 41 Warren Wilson 108 47

UNC Asheville

Loss, Non-Conf, S Site, H Home A Away N Neutral

Average RPI Win:	308	WON-LOST	WINNING	LAST 10	STRENGTH OF	OPP. STRENGTH	TEAM	ADJ.	CONF.	ADJ CONF.
Average RPI Loss:	153	RECORD	PCT. RANK	GAMES	SCHEDULE	OF SCHEDULE	RPI	RPI	RPI	RPI
DIV. I ONLY	6- 17	287	0- 10	188	271	289	289	17	17	
DIV. I NON-CONF.	6- 6	160	1- 0	259	335	210	210	15	15	
TOTALS	RPI 1-25	RPI 26-50	W-L RECORDS	RPI 51-100	RPI 101-150	RPI 150+				
6- 17	0- 1	0- 0	OVERALL	0- 3	0- 7	6- 6				
4- 7	0- 0	0- 0	HOME	0- 1	0- 3	4- 3				
1- 10	0- 1	0- 0	AWAY	0- 2	0- 4	1- 3				
1- 0	0- 0	0- 0	NEUTRAL	0- 0	0- 0	1- 0				
6- 6	0- 1	0- 0	NON-CONFERENCE	0- 1	0- 1	6- 3				
4- 1	0- 0	0- 0	HOME	0- 0	0- 0	4- 1				
1- 5	0- 1	0- 0	AWAY	0- 1	0- 1	1- 2				
1- 0	0- 0	0- 0	NEUTRAL	0- 0	0- 0	1- 0				
0- 11	0- 0	0- 0	CONFERENCE	0- 2	0- 6	0- 3				
0- 6	0- 0	0- 0	HOME	0- 1	0- 3	0- 2				
0- 5	0- 0	0- 0	AWAY	0- 1	0- 3	0- 1				
0- 0	0- 0	0- 0	NEUTRAL	0- 0	0- 0	0- 0				

RPI 1-25				RPI 26-50				RPI 51-100				RPI 101+ Team's RPI: 289			
RPI	S	Opponent	Score	RPI	S	Opponent	Score	RPI	S	Opponent	Score	RPI	S	Opponent	Score
3	A	South Carolina	44 92					63	A	Chattanooga	61 72	120	A	Mercer	47 81
								63	H	Chattanooga	53 74	120	H	Mercer	78 86
								80	A	Tulane	53 74	122	A	UNC Asheville	52 95
												123	A	Samford	49 80
												123	H	Samford	52 57
												140	A	ETSU	73 89
												140	H	ETSU	77 80
												198	A	Gardner-Webb	57 59
												206	A	USC Upstate	61 84
												216	H	Furman	59 75
												244	H	High Point	82 72
												275	H	Tennessee Tech	64 73
												294	N	Cleveland St.	55 51
												296	H	UMES	71 51
												303	A	Western Caro.	72 84
												307	H	Wofford	56 58
												324	H	Longwood	81 60
												341	A	New Orleans	81 79
												349	H	N.C. Central	103 56
LAST 12 Division I GAMES:															
140	H	ETSU	77 80	307	H	Wofford	56 58								
63	H	Chattanooga	53 74	63	A	Chattanooga	61 72								
120	A	Mercer	47 81	140	A	ETSU	73 89								
123	A	Samford	49 80	123	H	Samford	52 57								
303	A	Western Caro.	72 84	120	H	Mercer	78 86								
216	H	Furman	59 75	349	H	N.C. Central	103 56								

Non-Div I Games: Barton 82 55 Pfeiffer 71 52 Francis Marion 63 66

UNCG

Loss, Non-Conf, S Site, H Home A Away N Neutral

Average RPI Win: <b>266</b>	WON-LOST	WINNING	LAST 10	STRENGTH OF	OPP. STRENGTH	TEAM	ADJ.	CONF.	ADJ CONF.
Average RPI Loss: <b>119</b>	RECORD	PCT. RANK	GAMES	SCHEDULE	OF SCHEDULE	RPI	RPI	RPI	RPI
DIV. I ONLY	6- 17	287	2- 8	154	160	262	262	13	13
DIV. I NON-CONF.	3- 7	248	0- 0	174	204	240	240	12	12
TOTALS	RPI 1-25	RPI 26-50	W-L RECORDS	RPI 51-100	RPI 101-150	RPI 150+			
6- 17	0- 0	0- 2	OVERALL	0- 7	1- 1	5- 7			
3- 9	0- 0	0- 1	HOME	0- 4	1- 0	2- 4			
3- 8	0- 0	0- 1	AWAY	0- 3	0- 1	3- 3			
0- 0	0- 0	0- 0	NEUTRAL	0- 0	0- 0	0- 0			
3- 7	0- 0	0- 1	NON-CONFERENCE	0- 2	1- 1	2- 3			
1- 4	0- 0	0- 1	HOME	0- 1	1- 0	0- 2			
2- 3	0- 0	0- 0	AWAY	0- 1	0- 1	2- 1			
0- 0	0- 0	0- 0	NEUTRAL	0- 0	0- 0	0- 0			
3- 10	0- 0	0- 1	CONFERENCE	0- 5	0- 0	3- 4			
2- 5	0- 0	0- 0	HOME	0- 3	0- 0	2- 2			
1- 5	0- 0	0- 1	AWAY	0- 2	0- 0	1- 2			
0- 0	0- 0	0- 0	NEUTRAL	0- 0	0- 0	0- 0			

RPI 1-25				RPI 26-50				RPI 51-100				RPI 101+ Team's RPI: 262			
RPI	S	Opponent	Score	RPI	S	Opponent	Score	RPI	S	Opponent	Score	RPI	S	Opponent	Score
				28	H	Ohio	59 75	51	A	Duke	56 78	103	A	VCU	45 58
				35	A	James Madison	40 60	63	H	Chattanooga	33 61	147	H	Jacksonville	51 49
								66	H	Hofstra	64 68	154	H	Davidson	50 77
								89	A	Drexel	60 66	172	H	Northeastern	66 72
								89	H	Drexel	57 71	173	A	Delaware	59 67
								90	A	Elon	53 70	181	H	Stetson	49 52
								90	H	Elon	60 67	207	H	Col. of Charleston	53 64
												208	A	Richmond	53 63
												217	A	William & Mary	65 77
												217	H	William & Mary	59 44
												284	A	Towson	52 49
												284	H	Towson	53 51
												317	A	North Florida	63 47
												346	A	Norfolk St.	61 57
LAST 12 Division I GAMES:															
				89	A	Drexel	60 66	90	A	Elon	53 70				
				172	H	Northeastern	66 72	217	A	William & Mary	65 77				
				217	H	William & Mary	59 44	207	H	Col. of Charleston	53 64				
				89	H	Drexel	57 71	66	H	Hofstra	64 68				
				35	A	James Madison	40 60	284	A	Towson	52 49				
				284	H	Towson	53 51	173	A	Delaware	59 67				

Non-Div I Games: UNC Pembroke 68 43

UNCW

■ Loss, 
 ■ Non-Conf, 
 ■ S Site, 
 ■ Home 
 ■ A Away 
 N Neutral

U  
N  
IUN  
N  
I

UNI

Page 312



UNLV		WON-LOST		WINNING		LAST 10		STRENGTH OF		OPP. STRENGTH		TEAM		ADJ.		CONF.		ADJ CONF.	
Average RPI Win: 270		RECORD		PCT. RANK		GAMES		SCHEDULE		OF SCHEDULE		RPI		RPI		RPI		RPI	
Average RPI Loss: 112																			
DIV. I ONLY		12- 11		159		5- 5		207		220		180		180		19		19	
DIV. I NON-CONF.		6- 4		125		0- 0		267		232		182		182		20		20	
TOTALS		RPI 1-25		RPI 26-50		W-L RECORDS		RPI 51-100		RPI 101-150		RPI 150+							
12- 11		0- 0		0- 4		OVERALL		0- 0		0- 5		12- 2							
8- 3		0- 0		0- 1		HOME		0- 0		0- 2		8- 0							
4- 7		0- 0		0- 2		AWAY		0- 0		0- 3		4- 2							
0- 1		0- 0		0- 1		NEUTRAL		0- 0		0- 0		0- 0							
6- 4		0- 0		0- 2		NON-CONFERENCE		0- 0		0- 2		6- 0							
4- 1		0- 0		0- 0		HOME		0- 0		0- 1		4- 0							
2- 2		0- 0		0- 1		AWAY		0- 0		0- 1		2- 0							
0- 1		0- 0		0- 1		NEUTRAL		0- 0		0- 0		0- 0							
6- 7		0- 0		0- 2		CONFERENCE		0- 0		0- 3		6- 2							
4- 2		0- 0		0- 1		HOME		0- 0		0- 1		4- 0							
2- 5		0- 0		0- 1		AWAY		0- 0		0- 2		2- 2							
0- 0		0- 0		0- 0		NEUTRAL		0- 0		0- 0		0- 0							

RPI 1-25				RPI 26-50				RPI 51-100				RPI 101+				Team's RPI: 180	
RPI	S	Opponent	Score	RPI	S	Opponent	Score	RPI	S	Opponent	Score	RPI	S	Opponent	Score		
				31	N	UTEP	52 60					108	H	Drake	68 76		
				39	A	Southern California	42 73					137	A	Boise St.	56 75		
				45	A	Colorado St.	52 83					149	A	Fresno St.	54 58		
				45	H	Colorado St.	56 64					149	H	Fresno St.	52 57		
												150	A	Long Beach St.	63 67		
												164	H	George Mason	67 59		
												186	A	New Mexico	53 67		
												186	H	New Mexico	57 48		
												190	A	San Jose St.	61 69		
												215	H	Utah St.	46 38		
												234	H	Wyoming	66 37		
												250	A	San Diego St.	55 41		
												261	A	Houston	63 60		
												267	H	Pepperdine	83 63		
												325	A	A&M-Corpus Christi	65 51		
												329	H	Nevada	65 59		
												330	H	Southern Utah	79 44		
												332	H	UC Irvine	72 52		
												343	A	Air Force	60 56		
LAST 12 Division I GAMES:																	
				45	A	Colorado St.	52 83	329	H	Nevada	65 59						
				190	A	San Jose St.	61 69	215	H	Utah St.	46 38						
				149	H	Fresno St.	52 57	343	A	Air Force	60 56						
				186	H	New Mexico	57 48	186	A	New Mexico	53 67						
				250	A	San Diego St.	55 41	234	H	Wyoming	66 37						
				137	A	Boise St.	56 75	45	H	Colorado St.	56 64						

Non-Div I Games: Cal St. San Marcos 62 43

UNLV

Loss, Non-Conf, S Site, H Home A Away N Neutral

## USC Upstate

Through Games Of Feb. 16, 2016

Average RPI Win:	300	WON-LOST	WINNING	LAST 10	STRENGTH OF	OPP. STRENGTH	TEAM	ADJ.	CONF.	ADJ CONF.
Average RPI Loss:	128	RECORD	PCT. RANK	GAMES	SCHEDULE	OF SCHEDULE	RPI	RPI	RPI	RPI
DIV. I ONLY	14- 9	106	7- 3	327	270	206	206	29	29	
DIV. I NON-CONF.	6- 6	160	1- 0	338	264	258	258	27	27	
TOTALS	RPI 1-25	RPI 26-50	W-L RECORDS	RPI 51-100	RPI 101-150	RPI 150+				
14- 9	0- 0	0- 0	OVERALL	0- 5	0- 2	14- 2				
7- 3	0- 0	0- 0	HOME	0- 1	0- 1	7- 1				
7- 6	0- 0	0- 0	AWAY	0- 4	0- 1	7- 1				
0- 0	0- 0	0- 0	NEUTRAL	0- 0	0- 0	0- 0				
6- 6	0- 0	0- 0	NON-CONFERENCE	0- 3	0- 1	6- 2				
3- 1	0- 0	0- 0	HOME	0- 0	0- 0	3- 1				
3- 5	0- 0	0- 0	AWAY	0- 3	0- 1	3- 1				
0- 0	0- 0	0- 0	NEUTRAL	0- 0	0- 0	0- 0				
8- 3	0- 0	0- 0	CONFERENCE	0- 2	0- 1	8- 0				
4- 2	0- 0	0- 0	HOME	0- 1	0- 1	4- 0				
4- 1	0- 0	0- 0	AWAY	0- 1	0- 0	4- 0				
0- 0	0- 0	0- 0	NEUTRAL	0- 0	0- 0	0- 0				

RPI 1-25				RPI 26-50				RPI 51-100				RPI 101+				Team's RPI: 206	
RPI	S	Opponent	Score	RPI	S	Opponent	Score	RPI	S	Opponent	Score	RPI	S	Opponent	Score		
								60	A	FGCU	43	54	122	A	UNC Asheville	59	68
								60	H	FGCU	44	56	147	H	Jacksonville	43	49
								65	A	Michigan	61	119	181	A	Stetson	61	56
								84	A	Georgia Tech	46	87	181	H	Stetson	73	58
								100	A	North Carolina	40	80	216	H	Furman	63	75
													289	H	UNCG	84	61
													296	A	UMES	59	78
													299	A	Kennesaw St.	61	53
													299	H	Kennesaw St.	66	57
													300	A	Morehead St.	86	72
													303	H	Western Caro.	68	59
													317	H	North Florida	69	54
													328	A	IPFW	84	81
													335	A	Lipscomb	81	54
													335	H	Lipscomb	93	71
													342	A	NJIT	58	41
													346	A	Norfolk St.	82	62
													349	H	N.C. Central	68	46
LAST 12 Division I GAMES:																	
				60	H	FGCU	44	56		317	H	North Florida	69	54			
				181	H	Stetson	73	58		147	H	Jacksonville	43	49			
				299	A	Kennesaw St.	61	53		181	A	Stetson	61	56			
				335	H	Lipscomb	93	71		60	A	FGCU	43	54			
				299	H	Kennesaw St.	66	57		342	A	NJIT	58	41			
				335	A	Lipscomb	81	54		303	H	Western Caro.	68	59			

Non-Div I Games: Southern Wesleyan 84 51 Mars Hill 81 65 Bob Jones 96 46

USC Upstate

Loss, Non-Conf, S Site, H Home A Away N Neutral

Average RPI Win:	247	WON-LOST	WINNING	LAST 10	STRENGTH OF	OPP. STRENGTH	TEAM	ADJ.	CONF.	ADJ CONF.
Average RPI Loss:	117	RECORD	PCT. RANK	GAMES	SCHEDULE	OF SCHEDULE	RPI	RPI	RPI	RPI
DIV. I ONLY	11- 11	167	5- 5	129	194	144	144	16	16	
DIV. I NON-CONF.	4- 5	193	0- 0	20	119	102	102	14	14	
TOTALS	RPI 1-25	RPI 26-50	W-L RECORDS	RPI 51-100	RPI 101-150	RPI 150+				
11- 11	0- 1	0- 4	OVERALL	0- 0	1- 2	10- 4				
3- 6	0- 0	0- 3	HOME	0- 0	1- 1	2- 2				
8- 5	0- 1	0- 1	AWAY	0- 0	0- 1	8- 2				
0- 0	0- 0	0- 0	NEUTRAL	0- 0	0- 0	0- 0				
4- 5	0- 1	0- 3	NON-CONFERENCE	0- 0	1- 0	3- 1				
1- 3	0- 0	0- 2	HOME	0- 0	1- 0	0- 1				
3- 2	0- 1	0- 1	AWAY	0- 0	0- 0	3- 0				
0- 0	0- 0	0- 0	NEUTRAL	0- 0	0- 0	0- 0				
7- 6	0- 0	0- 1	CONFERENCE	0- 0	0- 2	7- 3				
2- 3	0- 0	0- 1	HOME	0- 0	0- 1	2- 1				
5- 3	0- 0	0- 0	AWAY	0- 0	0- 1	5- 2				
0- 0	0- 0	0- 0	NEUTRAL	0- 0	0- 0	0- 0				

RPI 1-25				RPI 26-50				RPI 51-100				RPI 101+ Team's RPI: 144			
RPI	S	Opponent	Score	RPI	S	Opponent	Score	RPI	S	Opponent	Score	RPI	S	Opponent	Score
4	A	Baylor	20 62	34	H	Seton Hall	54 61					135	H	Little Rock	55 59
				43	H	Arkansas St.	71 78					147	H	Jacksonville	56 54
				48	A	Kansas St.	41 61					148	A	La.-Lafayette	52 63
				50	H	Western Ky.	64 73					168	H	McNeese St.	57 63
												187	A	Troy	71 88
												199	A	South Ala.	55 59
												212	A	Texas St.	80 48
												233	A	Stephen F. Austin	67 63
												246	A	UTSA	51 47
												251	A	Houston Baptist	64 40
												257	A	Appalachian St.	76 45
												257	H	Appalachian St.	65 58
												271	A	Georgia St.	74 45
												271	H	Georgia St.	63 68
												277	A	Ga. Southern	53 41
												277	H	Ga. Southern	70 31
												285	A	La.-Monroe	60 50
LAST 12 Division I GAMES:															
257	H	Appalachian St.	65 58	135	H	Little Rock	55 59								
212	A	Texas St.	80 48	43	H	Arkansas St.	71 78								
271	A	Georgia St.	74 45	199	A	South Ala.	55 59								
277	A	Ga. Southern	53 41	187	A	Troy	71 88								
148	A	La.-Lafayette	52 63	257	A	Appalachian St.	76 45								
285	A	La.-Monroe	60 50	277	H	Ga. Southern	70 31								

Non-Div I Games: Missouri Valley 96 30

UT Arlington

■ Loss, 
 ■ Non-Conf, S Site, 
 ■ Home 
 ■ Away 
 N Neutral

Average RPI Win:	223	WON-LOST	WINNING	LAST 10	STRENGTH OF	OPP. STRENGTH	TEAM	ADJ.	CONF.	ADJ CONF.
Average RPI Loss:	111	RECORD	PCT. RANK	GAMES	SCHEDULE	OF SCHEDULE	RPI	RPI	RPI	RPI
DIV. I ONLY	18- 8	73	9- 1	230	165	96	96	24	24	
DIV. I NON-CONF.	7- 6	156	0- 0	117	48	100	100	23	23	
TOTALS	RPI 1-25	RPI 26-50	W-L RECORDS	RPI 51-100	RPI 101-150	RPI 150+				
18- 8	0- 1	0- 1	OVERALL	0- 3	5- 0	13- 3				
9- 1	0- 0	0- 1	HOME	0- 0	3- 0	6- 0				
8- 7	0- 1	0- 0	AWAY	0- 3	1- 0	7- 3				
1- 0	0- 0	0- 0	NEUTRAL	0- 0	1- 0	0- 0				
7- 6	0- 1	0- 1	NON-CONFERENCE	0- 3	4- 0	3- 1				
3- 1	0- 0	0- 1	HOME	0- 0	2- 0	1- 0				
3- 5	0- 1	0- 0	AWAY	0- 3	1- 0	2- 1				
1- 0	0- 0	0- 0	NEUTRAL	0- 0	1- 0	0- 0				
11- 2	0- 0	0- 0	CONFERENCE	0- 0	1- 0	10- 2				
6- 0	0- 0	0- 0	HOME	0- 0	1- 0	5- 0				
5- 2	0- 0	0- 0	AWAY	0- 0	0- 0	5- 2				
0- 0	0- 0	0- 0	NEUTRAL	0- 0	0- 0	0- 0				

RPI 1-25				RPI 26-50				RPI 51-100				Team's RPI: 96	RPI 101+			
RPI	S	Opponent	Score	RPI	S	Opponent	Score	RPI	S	Opponent	Score		RPI	S	Opponent	Score
16	A	Louisville	66 88	43	H	Arkansas St.	74 76	57	A	Iowa	56 62		104	H	Belmont	81 79
								63	A	Chattanooga	46 61		123	H	Samford	52 50
								75	A	Vanderbilt	61 64		129	N	North Dakota	84 58
													145	A	Southern Ill.	70 63
													146	H	Alabama	83 65
													163	A	Illinois	74 94
													166	A	SIUE	85 79
													201	A	Eastern Ky.	61 70
													202	A	Southeast Mo. St.	84 74
													202	H	Southeast Mo. St.	95 65
													219	A	Cincinnati	63 57
													264	H	Miami (OH)	74 47
													265	H	Tennessee St.	77 50
													268	A	Austin Peay	70 80
													268	H	Austin Peay	75 51
													269	H	Murray St.	92 62
													275	H	Tennessee Tech	67 53
													281	A	Jacksonville St.	63 53
													300	A	Morehead St.	85 67
													318	A	Evansville	75 48
													336	A	Eastern Ill.	65 39
LAST 12 Division I GAMES:																
104	H	Belmont	81 79	265	H	Tennessee St.	77 50									
268	A	Austin Peay	70 80	202	A	Southeast Mo. St.	84 74									
202	H	Southeast Mo. St.	95 65	336	A	Eastern Ill.	65 39									
166	A	SIUE	85 79	281	A	Jacksonville St.	63 53									
268	H	Austin Peay	75 51	275	H	Tennessee Tech	67 53									
269	H	Murray St.	92 62	300	A	Morehead St.	85 67									

Non-Div I Games:

UT Martin

■ Loss, 
 ■ Non-Conf, S Site, 
 ■ Home 
 ■ Away 
 N Neutral

Average RPI Win: <b>183</b>	WON-LOST	WINNING	LAST 10	STRENGTH OF	OPP. STRENGTH	TEAM	ADJ.	CONF.	ADJ CONF.
Average RPI Loss: <b>146</b>	RECORD	PCT. RANK	GAMES	SCHEDULE	OF SCHEDULE	RPI	RPI	RPI	RPI
DIV. I ONLY	20- 2	8	9- 1	155	164	31	31	12	12
DIV. I NON-CONF.	8- 1	23	0- 0	83	301	19	19	10	10
TOTALS	RPI 1-25	RPI 26-50	W-L RECORDS	RPI 51-100	RPI 101-150	RPI 150+			
20- 2	0- 0	1- 0	OVERALL	2- 0	2- 2	15- 0			
13- 0	0- 0	0- 0	HOME	2- 0	1- 0	10- 0			
6- 2	0- 0	1- 0	AWAY	0- 0	1- 2	4- 0			
1- 0	0- 0	0- 0	NEUTRAL	0- 0	0- 0	1- 0			
8- 1	0- 0	0- 0	NON-CONFERENCE	1- 0	1- 1	6- 0			
6- 0	0- 0	0- 0	HOME	1- 0	0- 0	5- 0			
1- 1	0- 0	0- 0	AWAY	0- 0	1- 1	0- 0			
1- 0	0- 0	0- 0	NEUTRAL	0- 0	0- 0	1- 0			
12- 1	0- 0	1- 0	CONFERENCE	1- 0	1- 1	9- 0			
7- 0	0- 0	0- 0	HOME	1- 0	1- 0	5- 0			
5- 1	0- 0	1- 0	AWAY	0- 0	0- 1	4- 0			
0- 0	0- 0	0- 0	NEUTRAL	0- 0	0- 0	0- 0			

RPI 1-25				RPI 26-50		Team's RPI: 31		RPI 51-100				RPI 101+			
RPI	S	Opponent	Score	RPI	S	Opponent	Score	RPI	S	Opponent	Score	RPI	S	Opponent	Score
				50	A	Western Ky.	85 78	67	H	UC Riverside	68 57	101	A	New Mexico St.	71 65
								72	H	Middle Tenn.	84 73	141	A	Marshall	64 79
												143	H	UAB	62 54
												150	A	Long Beach St.	40 47
												151	H	Southern Miss.	72 64
												156	H	Hampton	78 54
												171	A	Fla. Atlantic	78 66
												171	H	Fla. Atlantic	75 47
												176	H	Louisiana Tech	86 80
												180	N	UNLV	60 52
												186	H	New Mexico	70 62
												223	H	Idaho St.	67 54
												224	A	North Texas	75 67
												243	A	Rice	60 54
												246	H	UTSA	62 55
												251	H	Houston Baptist	98 63
												272	H	Northern Ariz.	77 66
												288	A	FIU	69 57
												288	H	FIU	70 52
LAST 12 Division I GAMES:															
				171	H	Fla. Atlantic	75 47					288	A	FIU	69 57
				288	H	FIU	70 52					171	A	Fla. Atlantic	78 66
				50	A	Western Ky.	85 78					246	H	UTSA	62 55
				141	A	Marshall	64 79					143	H	UAB	62 54
				176	H	Louisiana Tech	86 80					72	H	Middle Tenn.	84 73
				151	H	Southern Miss.	72 64					224	A	North Texas	75 67

Non-Div I Games: Tex. Permian Basin 86 32

UTEP

■ Loss, 
 ■ Non-Conf, 
 ■ S Site, 
 ■ H Home 
 ■ A Away 
 N Neutral

Average RPI Win:	265	WON-LOST	WINNING	LAST 10	STRENGTH OF	OPP. STRENGTH	TEAM	ADJ.	CONF.	ADJ CONF.
Average RPI Loss:	151	RECORD	PCT. RANK	GAMES	SCHEDULE	OF SCHEDULE	RPI	RPI	RPI	RPI
DIV. I ONLY	11- 11	167	6- 4	294	201	209	209	25	25	
DIV. I NON-CONF.	5- 7	198	0- 1	269	98	187	187	25	25	
TOTALS	RPI 1-25	RPI 26-50	W-L RECORDS	RPI 51-100	RPI 101-150	RPI 150+				
11- 11	0- 2	0- 1	OVERALL	0- 1	0- 2	11- 5				
4- 3	0- 0	0- 0	HOME	0- 0	0- 1	4- 2				
6- 7	0- 2	0- 1	AWAY	0- 1	0- 1	6- 2				
1- 1	0- 0	0- 0	NEUTRAL	0- 0	0- 0	1- 1				
5- 7	0- 2	0- 1	NON-CONFERENCE	0- 1	0- 1	5- 2				
1- 0	0- 0	0- 0	HOME	0- 0	0- 0	1- 0				
3- 6	0- 2	0- 1	AWAY	0- 1	0- 1	3- 1				
1- 1	0- 0	0- 0	NEUTRAL	0- 0	0- 0	1- 1				
6- 4	0- 0	0- 0	CONFERENCE	0- 0	0- 1	6- 3				
3- 3	0- 0	0- 0	HOME	0- 0	0- 1	3- 2				
3- 1	0- 0	0- 0	AWAY	0- 0	0- 0	3- 1				
0- 0	0- 0	0- 0	NEUTRAL	0- 0	0- 0	0- 0				

RPI 1-25				RPI 26-50				RPI 51-100				RPI 101+ Team's RPI: 209			
RPI	S	Opponent	Score	RPI	S	Opponent	Score	RPI	S	Opponent	Score	RPI	S	Opponent	Score
17	A	Oklahoma St.	54 78	48	A	Kansas St.	43 61	92	A	TCU	67 71	101	H	New Mexico St.	57 68
19	A	Syracuse	32 91									106	A	Eastern Mich.	56 78
												175	N	East Carolina	59 70
												200	N	Cal Poly	66 58
												221	A	Utah Valley	57 71
												221	H	Utah Valley	61 48
												228	A	Grand Canyon	68 66
												228	H	Grand Canyon	52 28
												246	H	CSU Bakersfield	60 46
												254	H	Seattle	71 74
												260	A	UC Santa Barbara	62 60
												261	A	Houston	55 45
												298	A	UMKC	62 53
												298	H	UMKC	57 59
												320	A	Incarinate Word	68 50
												320	H	Incarinate Word	60 47
												325	A	A&M-Corpus Christi	46 49
												334	A	Chicago St.	64 56
LAST 12 Division I GAMES:															
298	H	UMKC	57 59	298	A	UMKC	62 53								
228	A	Grand Canyon	68 66	334	A	Chicago St.	64 56								
221	A	Utah Valley	57 71	221	H	Utah Valley	61 48								
101	H	New Mexico St.	57 68	228	H	Grand Canyon	52 28								
254	H	Seattle	71 74	19	A	Syracuse	32 91								
246	H	CSU Bakersfield	60 46	261	A	Houston	55 45								

Non-Div I Games: Concordia (TX) 90 44 Evangel 75 60 Texas Lutheran 90 38

UTRGV

Loss, Non-Conf, S Site, H Home A Away N Neutral

Average RPI Win: <b>220</b>	WON-LOST	WINNING	LAST 10	STRENGTH OF	OPP. STRENGTH	TEAM	ADJ.	CONF.	ADJ CONF.
Average RPI Loss: <b>139</b>	RECORD	PCT. RANK	GAMES	SCHEDULE	OF SCHEDULE	RPI	RPI	RPI	RPI
DIV. I ONLY	6- 15	282	3- 7	121	137	246	246	12	12
DIV. I NON-CONF.	2- 6	272	0- 0	48	248	229	229	10	10
TOTALS	RPI 1-25	RPI 26-50	W-L RECORDS	RPI 51-100	RPI 101-150	RPI 150+			
6- 15	0- 2	0- 2	OVERALL	0- 2	1- 2	5- 7			
5- 5	0- 0	0- 0	HOME	0- 1	1- 1	4- 3			
1- 10	0- 2	0- 2	AWAY	0- 1	0- 1	1- 4			
0- 0	0- 0	0- 0	NEUTRAL	0- 0	0- 0	0- 0			
2- 6	0- 2	0- 0	NON-CONFERENCE	0- 1	0- 1	2- 2			
2- 2	0- 0	0- 0	HOME	0- 0	0- 1	2- 1			
0- 4	0- 2	0- 0	AWAY	0- 1	0- 0	0- 1			
0- 0	0- 0	0- 0	NEUTRAL	0- 0	0- 0	0- 0			
4- 9	0- 0	0- 2	CONFERENCE	0- 1	1- 1	3- 5			
3- 3	0- 0	0- 0	HOME	0- 1	1- 0	2- 2			
1- 6	0- 0	0- 2	AWAY	0- 0	0- 1	1- 3			
0- 0	0- 0	0- 0	NEUTRAL	0- 0	0- 0	0- 0			

RPI 1-25				RPI 26-50				RPI 51-100				RPI 101+ Team's RPI: 246			
RPI	S	Opponent	Score	RPI	S	Opponent	Score	RPI	S	Opponent	Score	RPI	S	Opponent	Score
8	A	Texas	53 <b>90</b>	31	A	UTEP	55 <b>62</b>	61	A	Abilene Christian	60 <b>79</b>	141	A	Marshall	76 <b>80</b>
24	A	Oklahoma	41 <b>80</b>	50	A	Western Ky.	65 <b>72</b>	72	H	Middle Tenn.	63 <b>74</b>	143	H	UAB	54 52
												144	H	UT Arlington	47 <b>51</b>
												151	H	Southern Miss.	47 41
												171	A	Fla. Atlantic	51 <b>64</b>
												171	H	Fla. Atlantic	57 54
												176	H	Louisiana Tech	72 <b>82</b>
												212	A	Texas St.	64 <b>72</b>
												224	A	North Texas	58 <b>68</b>
												238	H	Texas Southern	44 <b>59</b>
												243	A	Rice	48 <b>49</b>
												251	H	Houston Baptist	79 50
												288	A	FIU	63 52
												288	H	FIU	54 <b>59</b>
												314	H	Illinois St.	77 51
LAST 12 Division I GAMES:															
288	H	FIU	54 <b>59</b>	171	A	Fla. Atlantic	51 <b>64</b>								
171	H	Fla. Atlantic	57 54	288	A	FIU	63 52								
141	A	Marshall	76 <b>80</b>	31	A	UTEP	55 <b>62</b>								
50	A	Western Ky.	65 <b>72</b>	72	H	Middle Tenn.	63 <b>74</b>								
151	H	Southern Miss.	47 41	143	H	UAB	54 52								
176	H	Louisiana Tech	72 <b>82</b>	243	A	Rice	48 <b>49</b>								

Non-Div I Games: Howard Payne 106 65 Tex. A&M-Kingsville 88 51

UTSA

Loss, Non-Conf, S Site, H Home A Away N Neutral

Average RPI Win:	154	WON-LOST	WINNING	LAST 10	STRENGTH OF	OPP. STRENGTH	TEAM	ADJ.	CONF.	ADJ CONF.
Average RPI Loss:	31	RECORD	PCT. RANK	GAMES	SCHEDULE	OF SCHEDULE	RPI	RPI	RPI	RPI
DIV. I ONLY	14- 11	138	3- 7	33	25	70	70	1	1	
DIV. I NON-CONF.	8- 3	77	0- 0	98	151	82	82	1	1	
TOTALS	RPI 1-25	RPI 26-50	W-L RECORDS	RPI 51-100	RPI 101-150	RPI 150+				
14- 11	0- 7	1- 1	OVERALL	3- 2	3- 1	7- 0				
10- 4	0- 2	1- 1	HOME	2- 1	2- 0	5- 0				
4- 5	0- 4	0- 0	AWAY	1- 1	1- 0	2- 0				
0- 2	0- 1	0- 0	NEUTRAL	0- 0	0- 1	0- 0				
8- 3	0- 2	0- 0	NON-CONFERENCE	1- 0	2- 1	5- 0				
7- 0	0- 0	0- 0	HOME	1- 0	2- 0	4- 0				
1- 1	0- 1	0- 0	AWAY	0- 0	0- 0	1- 0				
0- 2	0- 1	0- 0	NEUTRAL	0- 0	0- 1	0- 0				
6- 8	0- 5	1- 1	CONFERENCE	2- 2	1- 0	2- 0				
3- 4	0- 2	1- 1	HOME	1- 1	0- 0	1- 0				
3- 4	0- 3	0- 0	AWAY	1- 1	1- 0	1- 0				
0- 0	0- 0	0- 0	NEUTRAL	0- 0	0- 0	0- 0				

RPI S Opponent	Score	RPI S Opponent	Score	RPI S Opponent	Score	RPI S Opponent	Score
6 A Stanford	52 72	30 H Washington	88 83	58 A Oregon	58 69	112 A Arizona	60 55
7 A Arizona St.	60 80	39 H Southern California	59 70	58 H Oregon	65 77	113 N Boston College	51 76
9 A Oregon St.	53 72			72 H Washington St.	73 71	142 H Creighton	74 58
9 H Oregon St.	53 62			78 A California	84 79	149 H Fresno St.	78 63
10 H UCLA	63 69			79 H South Dakota	66 59	164 H George Mason	74 62
12 A BYU	59 73					178 A Colorado	76 68
24 N Oklahoma	55 70					178 H Colorado	71 55
						189 H UC Davis	88 58
						215 A Utah St.	64 61
						278 H Lamar	71 67
						287 H CSUN	97 56
LAST 12 Division I GAMES:							
9 A Oregon St.	53 72	58 H Oregon	65 77				
58 A Oregon	58 69	9 H Oregon St.	53 62				
178 A Colorado	76 68	7 A Arizona St.	60 80				
178 H Colorado	71 55	112 A Arizona	60 55				
10 H UCLA	63 69	78 A California	84 79				
39 H Southern California	59 70	6 A Stanford	52 72				

Non-Div I Games:

Utah

■ Loss, 
 ■ Non-Conf, S Site, 
 ■ Home 
 ■ Away 
 N Neutral



Average RPI Win:	248	WON-LOST	WINNING	LAST 10	STRENGTH OF	OPP. STRENGTH	TEAM	ADJ.	CONF.	ADJ CONF.
Average RPI Loss:	146	RECORD	PCT. RANK	GAMES	SCHEDULE	OF SCHEDULE	RPI	RPI	RPI	RPI
DIV. I ONLY	9- 12	217	5- 5	216	187	215	215	19	19	
DIV. I NON-CONF.	3- 6	234	0- 0	210	125	220	220	20	20	
TOTALS	RPI 1-25	RPI 26-50	W-L RECORDS	RPI 51-100	RPI 101-150	RPI 150+				
9- 12	0- 1	0- 1	OVERALL	0- 1	0- 2	9- 7				
4- 5	0- 0	0- 1	HOME	0- 1	0- 1	4- 2				
4- 7	0- 1	0- 0	AWAY	0- 0	0- 1	4- 5				
1- 0	0- 0	0- 0	NEUTRAL	0- 0	0- 0	1- 0				
3- 6	0- 1	0- 0	NON-CONFERENCE	0- 1	0- 0	3- 4				
1- 2	0- 0	0- 0	HOME	0- 1	0- 0	1- 1				
1- 4	0- 1	0- 0	AWAY	0- 0	0- 0	1- 3				
1- 0	0- 0	0- 0	NEUTRAL	0- 0	0- 0	1- 0				
6- 6	0- 0	0- 1	CONFERENCE	0- 0	0- 2	6- 3				
3- 3	0- 0	0- 1	HOME	0- 0	0- 1	3- 1				
3- 3	0- 0	0- 0	AWAY	0- 0	0- 1	3- 2				
0- 0	0- 0	0- 0	NEUTRAL	0- 0	0- 0	0- 0				

RPI 1-25				RPI 26-50				RPI 51-100				RPI 101+ Team's RPI: 215			
RPI	S	Opponent	Score	RPI	S	Opponent	Score	RPI	S	Opponent	Score	RPI	S	Opponent	Score
12	A	BYU	69 81	45	H	Colorado St.	49 69	70	H	Utah	61 64	137	A	Boise St.	78 84
												137	H	Boise St.	58 63
												157	H	Pacific	78 70
												169	A	Northern Colo.	60 74
												180	A	UNLV	38 46
												186	A	New Mexico	70 73
												186	H	New Mexico	72 56
												188	H	Sacramento St.	86 95
												190	H	San Jose St.	74 86
												210	A	Montana	70 86
												221	A	Utah Valley	76 72
												223	A	Idaho St.	67 81
												234	H	Wyoming	84 75
												250	A	San Diego St.	55 36
												250	H	San Diego St.	72 59
												265	N	Tennessee St.	63 46
												329	A	Nevada	79 66
												343	A	Air Force	66 53
LAST 12 Division I GAMES:															
186	A	New Mexico	70 73	45	H	Colorado St.	49 69	186	H	New Mexico	72 56	137	A	Boise St.	78 84
234	H	Wyoming	84 75	343	A	Air Force	66 53	250	A	San Diego St.	55 36	190	H	San Jose St.	74 86
137	H	Boise St.	58 63												
329	A	Nevada	79 66												
250	H	San Diego St.	72 59												
180	A	UNLV	38 46												

Non-Div I Games: Westminster (UT) 74 67 Haskell 90 63

Utah St.

Loss, Non-Conf, S Site, H Home A Away N Neutral

## Utah Valley

Through Games Of Feb. 16, 2016

Average RPI Win:	251	WON-LOST	WINNING	LAST 10	STRENGTH OF	OPP. STRENGTH	TEAM	ADJ.	CONF.	ADJ CONF.
Average RPI Loss:	161	RECORD	PCT. RANK	GAMES	SCHEDULE	OF SCHEDULE	RPI	RPI	RPI	RPI
DIV. I ONLY	10- 13	208	5- 5	169	299	221	221	25	25	
DIV. I NON-CONF.	5- 8	209	0- 2	140	305	201	201	25	25	
TOTALS	RPI 1-25	RPI 26-50	W-L RECORDS	RPI 51-100	RPI 101-150	RPI 150+				
10- 13	0- 1	0- 0	OVERALL	1- 1	1- 3	8- 8				
6- 5	0- 0	0- 0	HOME	1- 0	0- 1	5- 4				
4- 7	0- 1	0- 0	AWAY	0- 1	1- 1	3- 4				
0- 1	0- 0	0- 0	NEUTRAL	0- 0	0- 1	0- 0				
5- 8	0- 1	0- 0	NON-CONFERENCE	1- 1	1- 1	3- 5				
2- 3	0- 0	0- 0	HOME	1- 0	0- 0	1- 3				
3- 4	0- 1	0- 0	AWAY	0- 1	1- 0	2- 2				
0- 1	0- 0	0- 0	NEUTRAL	0- 0	0- 1	0- 0				
5- 5	0- 0	0- 0	CONFERENCE	0- 0	0- 2	5- 3				
4- 2	0- 0	0- 0	HOME	0- 0	0- 1	4- 1				
1- 3	0- 0	0- 0	AWAY	0- 0	0- 1	1- 2				
0- 0	0- 0	0- 0	NEUTRAL	0- 0	0- 0	0- 0				

RPI 1-25				RPI 26-50				RPI 51-100				RPI 101+ Team's RPI: 221			
RPI	S	Opponent	Score	RPI	S	Opponent	Score	RPI	S	Opponent	Score	RPI	S	Opponent	Score
12	A	BYU	62 78					58	A	Oregon	68 79	101	A	New Mexico St.	68 73
								99	H	San Francisco	94 88	101	H	New Mexico St.	53 59
												137	A	Boise St.	72 70
												146	N	Alabama	60 67
												174	A	Eastern Wash.	64 68
												189	H	UC Davis	55 59
												192	A	Weber St.	56 61
												209	A	UTRGV	48 61
												209	H	UTRGV	71 57
												215	H	Utah St.	72 76
												223	H	Idaho St.	47 56
												228	H	Grand Canyon	53 61
												246	A	CSU Bakersfield	54 61
												246	H	CSU Bakersfield	72 53
												254	A	Seattle	61 44
												276	A	Omaha	74 59
												298	H	UMKC	79 71
												329	A	Nevada	73 65
												330	H	Southern Utah	70 58
												334	H	Chicago St.	74 46
LAST 12 Division I GAMES:															
246	H	CSU Bakersfield	72 53	298	H	UMKC	79 71								
101	H	New Mexico St.	53 59	228	H	Grand Canyon	53 61								
209	H	UTRGV	71 57	209	A	UTRGV	48 61								
246	A	CSU Bakersfield	54 61	101	A	New Mexico St.	68 73								
254	A	Seattle	61 44	189	H	UC Davis	55 59								
334	H	Chicago St.	74 46	223	H	Idaho St.	47 56								

Non-Div I Games: Bethesda (CA) 91 64 Dixie St. 77 63

Utah Valley

Loss, Non-Conf, S Site, H Home A Away N Neutral

Average RPI Win: <b>194</b>	WON-LOST	WINNING	LAST 10	STRENGTH OF	OPP. STRENGTH	TEAM	ADJ.	CONF.	ADJ CONF.
Average RPI Loss: <b>117</b>	RECORD	PCT. RANK	GAMES	SCHEDULE	OF SCHEDULE	RPI	RPI	RPI	RPI
DIV. I ONLY	17- 8	76	5- 5	149	150	103	103	7	7
DIV. I NON-CONF.	11- 2	28	0- 0	169	294	57	57	8	8
TOTALS	RPI 1-25	RPI 26-50	W-L RECORDS	RPI 51-100	RPI 101-150	RPI 150+			
17- 8	1- 1	1- 0	OVERALL	1- 2	1- 2	13- 3			
10- 4	0- 1	1- 0	HOME	0- 2	0- 0	9- 1			
7- 3	1- 0	0- 0	AWAY	1- 0	1- 0	4- 1			
0- 1	0- 0	0- 0	NEUTRAL	0- 0	0- 1	0- 0			
11- 2	1- 0	0- 0	NON-CONFERENCE	0- 0	1- 2	9- 0			
7- 0	0- 0	0- 0	HOME	0- 0	0- 0	7- 0			
4- 1	1- 0	0- 0	AWAY	0- 0	1- 1	2- 0			
0- 1	0- 0	0- 0	NEUTRAL	0- 0	0- 1	0- 0			
6- 6	0- 1	1- 0	CONFERENCE	1- 2	0- 0	4- 3			
3- 4	0- 1	1- 0	HOME	0- 2	0- 0	2- 1			
3- 2	0- 0	0- 0	AWAY	1- 0	0- 0	2- 2			
0- 0	0- 0	0- 0	NEUTRAL	0- 0	0- 0	0- 0			

RPI 1-25				RPI 26-50				RPI 51-100				RPI 101+				Team's RPI: 103	
RPI	S	Opponent	Score	RPI	S	Opponent	Score	RPI	S	Opponent	Score	RPI	S	Opponent	Score		
7	A	Arizona St.	57 48	40	H	St. Bonaventure	52 47	52	A	Dayton	74 72	111	A	Iona	74 58		
21	H	Duquesne	67 71					74	H	Saint Louis	72 77	115	N	Toledo	61 80		
								87	H	Saint Joseph's	63 66	116	A	IUPUI	69 70		
												154	H	Davidson	50 56		
												161	H	Old Dominion	74 54		
												164	A	George Mason	54 70		
												165	H	Fordham	61 51		
												208	A	Richmond	50 62		
												208	H	Richmond	53 42		
												216	H	Furman	67 45		
												217	H	William & Mary	73 47		
												240	A	Massachusetts	74 66		
												244	A	High Point	69 39		
												249	A	N.C. A&T	64 49		
												262	H	UNCW	58 45		
												270	H	Coppin St.	73 42		
												280	H	Campbell	57 34		
												282	A	La Salle	84 76		
												296	H	UMES	63 39		
LAST 12 Division I GAMES:																	
208	A	Richmond	50 62	164	A	George Mason	54 70										
282	A	La Salle	84 76	154	H	Davidson	50 56										
40	H	St. Bonaventure	52 47	52	A	Dayton	74 72										
21	H	Duquesne	67 71	87	H	Saint Joseph's	63 66										
165	H	Fordham	61 51	74	H	Saint Louis	72 77										
208	H	Richmond	53 42	240	A	Massachusetts	74 66										

Non-Div I Games:

VCU

■ Loss, 
 ■ Non-Conf, S Site, 
 ■ Home 
 ■ Away 
 N Neutral

## Valparaiso

Through Games Of Feb. 16, 2016

Average RPI Win:	185	WON-LOST	WINNING	LAST 10	STRENGTH OF	OPP. STRENGTH	TEAM	ADJ.	CONF.	ADJ CONF.
Average RPI Loss:	135	RECORD	PCT. RANK	GAMES	SCHEDULE	OF SCHEDULE	RPI	RPI	RPI	RPI
DIV. I ONLY	5- 16	301	3- 7	65	154	230	230	14	14	
DIV. I NON-CONF.	1- 7	318	0- 0	45	39	252	252	16	16	
TOTALS	RPI 1-25	RPI 26-50	W-L RECORDS	RPI 51-100	RPI 101-150	RPI 150+				
5- 16	0- 3	0- 0	OVERALL	0- 3	1- 1	4- 9				
4- 7	0- 1	0- 0	HOME	0- 1	1- 1	3- 4				
1- 8	0- 2	0- 0	AWAY	0- 2	0- 0	1- 4				
0- 1	0- 0	0- 0	NEUTRAL	0- 0	0- 0	0- 1				
1- 7	0- 2	0- 0	NON-CONFERENCE	0- 1	0- 1	1- 3				
1- 3	0- 1	0- 0	HOME	0- 0	0- 1	1- 1				
0- 3	0- 1	0- 0	AWAY	0- 1	0- 0	0- 1				
0- 1	0- 0	0- 0	NEUTRAL	0- 0	0- 0	0- 1				
4- 9	0- 1	0- 0	CONFERENCE	0- 2	1- 0	3- 6				
3- 4	0- 0	0- 0	HOME	0- 1	1- 0	2- 3				
1- 5	0- 1	0- 0	AWAY	0- 1	0- 0	1- 3				
0- 0	0- 0	0- 0	NEUTRAL	0- 0	0- 0	0- 0				

RPI 1-25				RPI 26-50				RPI 51-100				RPI 101+ Team's RPI: 230			
RPI	S	Opponent	Score	RPI	S	Opponent	Score	RPI	S	Opponent	Score	RPI	S	Opponent	Score
1	H	Notre Dame	54 110					83	A	San Diego	60 76	105	H	Youngstown St.	65 60
16	A	Louisville	42 75					93	A	Wright St.	63 80	119	H	Akron	74 85
23	A	Green Bay	42 81					93	H	Wright St.	54 65	155	A	Northern Ky.	61 60
												155	H	Northern Ky.	50 68
												166	H	SIUE	69 56
												169	N	Northern Colo.	63 77
												177	A	Detroit	65 85
												177	H	Detroit	66 72
												184	A	Milwaukee	60 82
												195	A	Butler	53 72
												205	A	Oakland	77 87
												205	H	Oakland	81 66
												211	H	Ill.-Chicago	50 54
												264	H	Miami (OH)	72 75
												294	H	Cleveland St.	66 59
LAST 12 Division I GAMES:															
177	A	Detroit	65 85	294	H	Cleveland St.	66 59								
205	A	Oakland	77 87	184	A	Milwaukee	60 82								
155	H	Northern Ky.	50 68	23	A	Green Bay	42 81								
93	H	Wright St.	54 65	205	H	Oakland	81 66								
211	H	Ill.-Chicago	50 54	177	H	Detroit	66 72								
105	H	Youngstown St.	65 60	93	A	Wright St.	63 80								

Non-Div I Games: Ind.-Northwest 79 57 Cardinal Stitch 63 62 Ind.-Kokomo 88 22

Valparaiso

Loss, Non-Conf, S Site, H Home A Away N Neutral

Vanderbilt

Through Games Of Feb. 16, 2016

Average RPI Win:	161	WON-LOST	WINNING	LAST 10	STRENGTH OF	OPP. STRENGTH	TEAM	ADJ.	CONF.	ADJ CONF.
Average RPI Loss:	49	RECORD	PCT. RANK	GAMES	SCHEDULE	OF SCHEDULE	RPI	RPI	RPI	RPI
DIV. I ONLY	15- 10	115	4- 6	64	53	75	75	2	2	
DIV. I NON-CONF.	11- 2	28	0- 0	120	209	34	34	2	2	
TOTALS	RPI 1-25	RPI 26-50	W-L RECORDS	RPI 51-100	RPI 101-150	RPI 150+				
15- 10	1- 5	1- 2	OVERALL	2- 1	5- 1	6- 1				
10- 4	0- 3	1- 1	HOME	1- 0	3- 0	5- 0				
4- 6	1- 2	0- 1	AWAY	1- 1	1- 1	1- 1				
1- 0	0- 0	0- 0	NEUTRAL	0- 0	1- 0	0- 0				
11- 2	0- 1	1- 0	NON-CONFERENCE	2- 1	2- 0	6- 0				
8- 0	0- 0	1- 0	HOME	1- 0	1- 0	5- 0				
2- 2	0- 1	0- 0	AWAY	1- 1	0- 0	1- 0				
1- 0	0- 0	0- 0	NEUTRAL	0- 0	1- 0	0- 0				
4- 8	1- 4	0- 2	CONFERENCE	0- 0	3- 1	0- 1				
2- 4	0- 3	0- 1	HOME	0- 0	2- 0	0- 0				
2- 4	1- 1	0- 1	AWAY	0- 0	1- 1	0- 1				
0- 0	0- 0	0- 0	NEUTRAL	0- 0	0- 0	0- 0				

RPI S Opponent Score	RPI S Opponent Score	RPI S Opponent Score	RPI S Opponent Score
3 H South Carolina 61 71	26 H Georgia 58 64	52 A Dayton 56 81	101 N New Mexico St. 71 45
15 A Tennessee 49 58	28 H Ohio 62 59	89 A Drexel 74 64	125 H LSU 58 42
15 H Tennessee 51 69	49 A Auburn 45 53	96 H UT Martin 64 61	131 A Arkansas 56 57
18 A Kentucky 71 69			140 H ETSU 65 39
18 H Kentucky 55 71			146 A Alabama 54 48
23 A Green Bay 56 58			146 H Alabama 67 52
			162 A Ole Miss 52 55
			165 A Fordham 53 40
			187 H Troy 97 43
			222 H Presbyterian 56 38
			268 H Austin Peay 73 56
			343 H Air Force 86 29
			348 H Mississippi Val. 89 39
LAST 12 Division I GAMES:			
18 H Kentucky 55 71	146 H Alabama 67 52		
15 H Tennessee 51 69	15 A Tennessee 49 58		
131 A Arkansas 56 57	125 H LSU 58 42		
49 A Auburn 45 53	146 A Alabama 54 48		
26 H Georgia 58 64	3 H South Carolina 61 71		
18 A Kentucky 71 69	162 A Ole Miss 52 55		

Non-Div I Games:

Vanderbilt

Loss, Non-Conf, S Site, H Home A Away N Neutral

Average RPI Win: <b>282</b>	WON-LOST	WINNING	LAST 10	STRENGTH OF	OPP. STRENGTH	TEAM	ADJ.	CONF.	ADJ CONF.
Average RPI Loss: <b>182</b>	RECORD	PCT. RANK	GAMES	SCHEDULE	OF SCHEDULE	RPI	RPI	RPI	RPI
DIV. I ONLY	7- 19	285	2- 8	262	309	292	292	15	15
DIV. I NON-CONF.	5- 8	209	0- 0	292	348	275	275	18	18
TOTALS	RPI 1-25	RPI 26-50	W-L RECORDS	RPI 51-100	RPI 101-150	RPI 150+			
7- 19	0- 0	0- 0	OVERALL	0- 4	0- 2	7- 13			
3- 8	0- 0	0- 0	HOME	0- 2	0- 1	3- 5			
4- 11	0- 0	0- 0	AWAY	0- 2	0- 1	4- 8			
0- 0	0- 0	0- 0	NEUTRAL	0- 0	0- 0	0- 0			
5- 8	0- 0	0- 0	NON-CONFERENCE	0- 0	0- 1	5- 7			
2- 3	0- 0	0- 0	HOME	0- 0	0- 1	2- 2			
3- 5	0- 0	0- 0	AWAY	0- 0	0- 0	3- 5			
0- 0	0- 0	0- 0	NEUTRAL	0- 0	0- 0	0- 0			
2- 11	0- 0	0- 0	CONFERENCE	0- 4	0- 1	2- 6			
1- 5	0- 0	0- 0	HOME	0- 2	0- 0	1- 3			
1- 6	0- 0	0- 0	AWAY	0- 2	0- 1	1- 3			
0- 0	0- 0	0- 0	NEUTRAL	0- 0	0- 0	0- 0			

RPI 1-25			RPI 26-50			RPI 51-100			RPI 101+			Team's RPI: 292
RPI	S	Opponent	Score	RPI	S	Opponent	Score	RPI	S	Opponent	Score	
								53	A	Albany (NY)	43	72
								53	H	Albany (NY)	40	75
								77	A	Maine	51	63
								77	H	Maine	41	62

Non-Div I Games:

Vermont

Average RPI Win: 135		WON-LOST	WINNING	LAST 10	STRENGTH OF	OPP. STRENGTH	TEAM	ADJ.	CONF.	ADJ CONF.
Average RPI Loss: 75		RECORD	PCT. RANK	GAMES	SCHEDULE	OF SCHEDULE	RPI	RPI	RPI	RPI
DIV. I ONLY		16- 10	103	6- 4	55	47	54	54	6	6
DIV. I NON-CONF.		7- 4	110	1- 0	35	55	41	41	6	6
<hr/>										
TOTALS	RPI 1-25		RPI 26-50		W-L RECORDS	RPI 51-100	RPI 101-150		RPI 150+	
16- 10	1- 1		4- 3		OVERALL	4- 3	0- 3		7- 0	
7- 3	0- 1		3- 0		HOME	2- 1	0- 1		2- 0	
7- 6	1- 0		1- 3		AWAY	1- 1	0- 2		4- 0	
2- 1	0- 0		0- 0		NEUTRAL	1- 1	0- 0		1- 0	
7- 4	0- 0		1- 2		NON-CONFERENCE	2- 2	0- 0		4- 0	
3- 0	0- 0		1- 0		HOME	1- 0	0- 0		1- 0	
2- 3	0- 0		0- 2		AWAY	0- 1	0- 0		2- 0	
2- 1	0- 0		0- 0		NEUTRAL	1- 1	0- 0		1- 0	
9- 6	1- 1		3- 1		CONFERENCE	2- 1	0- 3		3- 0	
4- 3	0- 1		2- 0		HOME	1- 1	0- 1		1- 0	
5- 3	1- 0		1- 1		AWAY	1- 0	0- 2		2- 0	
0- 0	0- 0		0- 0		NEUTRAL	0- 0	0- 0		0- 0	

RPI	S	Opponent	Score	RPI	S	Opponent	Score	RPI	S	Opponent	Score	RPI	S	Opponent	Score
20	A	DePaul	64 60	27	A	George Washington	70 78	56	N	St. Mary's (CA)	60 67	136	A	Xavier	67 74
20	H	DePaul	47 75	34	A	Seton Hall	50 60	64	A	Temple	55 61	142	A	Creighton	48 53
				34	H	Seton Hall	55 45	82	A	Marquette	82 75	142	H	Creighton	62 65
				36	H	Penn	66 46	82	H	Marquette	81 60	188	N	Sacramento St.	78 54
				42	A	St. John's (NY)	71 59	85	H	Georgetown	51 57	195	A	Butler	57 45
				42	H	St. John's (NY)	58 54	87	H	Saint Joseph's	55 49	214	A	Lehigh	65 44
				46	A	North Carolina St.	64 70	89	N	Drexel	67 55	255	A	Providence	76 47
Team's RPI: 54															
LAST 12 Division I GAMES:															
34	A	Seton Hall	50 60	36	H	Penn	66 46	42	H	Georgetown	51 57	255	H	Providence	67 39
42	A	St. John's (NY)	71 59	85	H	Georgetown	51 57	42	H	St. John's (NY)	58 54	256	H	Loyola Maryland	67 55
82	H	Marquette	81 60	34	H	Seton Hall	55 45	20	A	DePaul	64 60	282	A	La Salle	67 56
20	H	DePaul	47 75	20	A	DePaul	64 60								
255	A	Providence	76 47	82	A	Marquette	82 75								
142	A	Creighton	48 53												

Non-Div I Games:

Villanova

■ Loss, 
■ Non-Conf, 
■ S Site, 
■ H Home 
■ A Away 
N Neutral

Average RPI Win:	182	WON-LOST	WINNING	LAST 10	STRENGTH OF	OPP. STRENGTH	TEAM	ADJ.	CONF.	ADJ CONF.
Average RPI Loss:	47	RECORD	PCT. RANK	GAMES	SCHEDULE	OF SCHEDULE	RPI	RPI	RPI	RPI
DIV. I ONLY	14- 12	154	3- 7	48	64	95	95	5	5	
DIV. I NON-CONF.	10- 4	86	0- 0	182	129	113	113	5	5	
TOTALS	RPI 1-25	RPI 26-50	W-L RECORDS	RPI 51-100	RPI 101-150	RPI 150+				
14- 12	1- 5	2- 2	OVERALL	2- 3	2- 2	7- 0				
8- 6	0- 3	1- 0	HOME	0- 1	0- 2	7- 0				
5- 4	0- 2	1- 1	AWAY	2- 1	2- 0	0- 0				
1- 2	1- 0	0- 1	NEUTRAL	0- 1	0- 0	0- 0				
10- 4	1- 1	1- 1	NON-CONFERENCE	1- 2	0- 0	7- 0				
7- 1	0- 0	0- 0	HOME	0- 1	0- 0	7- 0				
2- 1	0- 1	1- 0	AWAY	1- 0	0- 0	0- 0				
1- 2	1- 0	0- 1	NEUTRAL	0- 1	0- 0	0- 0				
4- 8	0- 4	1- 1	CONFERENCE	1- 1	2- 2	0- 0				
1- 5	0- 3	1- 0	HOME	0- 0	0- 2	0- 0				
3- 3	0- 1	0- 1	AWAY	1- 1	2- 0	0- 0				
0- 0	0- 0	0- 0	NEUTRAL	0- 0	0- 0	0- 0				

RPI S	Opponent	Score	RPI S	Opponent	Score	RPI S	Opponent	Score	RPI S	Opponent	Score
1	H Notre Dame	46 74	29	H Miami (FL)	76 56	51	A Duke	52 67	110	H Virginia Tech	46 66
5	A Ohio St.	73 93	41	N Rutgers	48 60	57	H Iowa	73 85	113	A Boston College	61 50
13	A Florida St.	48 70	46	A North Carolina St.	52 63	72	A Middle Tenn.	70 66	114	A Wake Forest	52 50
16	H Louisville	41 59	49	A Auburn	69 52	80	N Tulane	62 67	128	H Pittsburgh	55 58
19	H Syracuse	57 91				84	A Georgia Tech	78 67	208	H Richmond	71 51
23	N Green Bay	68 59							253	H Bowling Green	68 39
									270	H Coppin St.	75 40
									316	H Charleston So.	85 65
									324	H Longwood	81 46
									342	H NJIT	81 54
									346	H Norfolk St.	86 50
LAST 12 Division I GAMES:											
113	A Boston College	61 50	13	A Florida St.	48 70						
19	H Syracuse	57 91	84	A Georgia Tech	78 67						
110	H Virginia Tech	46 66	16	H Louisville	41 59						
51	A Duke	52 67	114	A Wake Forest	52 50						
46	A North Carolina St.	52 63	1	H Notre Dame	46 74						
128	H Pittsburgh	55 58	29	H Miami (FL)	76 56						

Non-Div I Games:

Virginia

■ Loss, 
■ Non-Conf, S Site, 
■ Home 
■ Away 
N Neutral



Average RPI Win:	199	WON-LOST	WINNING	LAST 10	STRENGTH OF	OPP. STRENGTH	TEAM	ADJ.	CONF.	ADJ CONF.
Average RPI Loss:	52	RECORD	PCT. RANK	GAMES	SCHEDULE	OF SCHEDULE	RPI	RPI	RPI	RPI
DIV. I ONLY	15- 10	115	2- 8	122	51	110	110	5	5	
DIV. I NON-CONF.	12- 1	9	0- 0	293	137	81	81	5	5	
TOTALS	RPI 1-25	RPI 26-50	W-L RECORDS	RPI 51-100	RPI 101-150	RPI 150+				
15- 10	1- 4	0- 2	OVERALL	1- 3	2- 1	11- 0				
12- 4	0- 0	0- 2	HOME	0- 1	1- 1	11- 0				
3- 6	1- 4	0- 0	AWAY	1- 2	1- 0	0- 0				
0- 0	0- 0	0- 0	NEUTRAL	0- 0	0- 0	0- 0				
12- 1	1- 0	0- 0	NON-CONFERENCE	0- 1	1- 0	10- 0				
10- 0	0- 0	0- 0	HOME	0- 0	0- 0	10- 0				
2- 1	1- 0	0- 0	AWAY	0- 1	1- 0	0- 0				
0- 0	0- 0	0- 0	NEUTRAL	0- 0	0- 0	0- 0				
3- 9	0- 4	0- 2	CONFERENCE	1- 2	1- 1	1- 0				
2- 4	0- 0	0- 2	HOME	0- 1	1- 1	1- 0				
1- 5	0- 4	0- 0	AWAY	1- 1	0- 0	0- 0				
0- 0	0- 0	0- 0	NEUTRAL	0- 0	0- 0	0- 0				

RPI S	Opponent	Score	RPI S	Opponent	Score	RPI S	Opponent	Score	RPI S	Opponent	Score	Team's RPI: 110
1	A Notre Dame	41 80	29	H Miami (FL)	45 57	84	H Georgia Tech	34 51	113	H Boston College	58 33	
13	A Florida St.	50 68	46	H North Carolina St.	61 72	85	A Georgetown	56 73	128	H Pittsburgh	48 59	
15	A Tennessee	57 43				95	A Virginia	66 46	130	A Penn St.	64 59	
16	A Louisville	45 56				100	A North Carolina	67 71	164	H George Mason	80 63	
19	A Syracuse	39 60							194	H Radford	47 40	
									207	H Col. of Charleston	81 47	
									216	H Furman	59 30	
									222	H Presbyterian	58 44	
									225	H Morgan St.	73 33	
									241	H Clemson	79 49	
									255	H Providence	62 46	
									270	H Coppin St.	72 39	
									307	H Wofford	73 42	
									338	H Mt. St. Mary's	59 42	
LAST 12 Division I GAMES:												
128	H Pittsburgh	48 59	1	A Notre Dame	41 80							
100	A North Carolina	67 71	46	H North Carolina St.	61 72							
95	A Virginia	66 46	241	H Clemson	79 49							
84	H Georgia Tech	34 51	19	A Syracuse	39 60							
13	A Florida St.	50 68	16	A Louisville	45 56							
29	H Miami (FL)	45 57	113	H Boston College	58 33							

Non-Div I Games:

Virginia Tech

■ Loss, 
■ Non-Conf, 
■ S Site, 
■ H Home 
■ A Away 
N Neutral

Average RPI Win:	338	WON-LOST	WINNING	LAST 10	STRENGTH OF	OPP. STRENGTH	TEAM	ADJ.	CONF.	ADJ CONF.
Average RPI Loss:	218	RECORD	PCT. RANK	GAMES	SCHEDULE	OF SCHEDULE	RPI	RPI	RPI	RPI
DIV. I ONLY	4- 21	325	2- 8	317	323	344	344	30	30	
DIV. I NON-CONF.	2- 9	296	0- 0	262	113	316	316	32	32	
TOTALS	RPI 1-25	RPI 26-50	W-L RECORDS	RPI 51-100	RPI 101-150	RPI 150+				
4- 21	0- 1	0- 1	OVERALL	0- 0	0- 2	4- 17				
3- 9	0- 0	0- 0	HOME	0- 0	0- 1	3- 8				
1- 12	0- 1	0- 1	AWAY	0- 0	0- 1	1- 9				
0- 0	0- 0	0- 0	NEUTRAL	0- 0	0- 0	0- 0				
2- 9	0- 1	0- 1	NON-CONFERENCE	0- 0	0- 2	2- 5				
2- 2	0- 0	0- 0	HOME	0- 0	0- 1	2- 1				
0- 7	0- 1	0- 1	AWAY	0- 0	0- 1	0- 4				
0- 0	0- 0	0- 0	NEUTRAL	0- 0	0- 0	0- 0				
2- 12	0- 0	0- 0	CONFERENCE	0- 0	0- 0	2- 12				
1- 7	0- 0	0- 0	HOME	0- 0	0- 0	1- 7				
1- 5	0- 0	0- 0	AWAY	0- 0	0- 0	1- 5				
0- 0	0- 0	0- 0	NEUTRAL	0- 0	0- 0	0- 0				

RPI 1-25				RPI 26-50				RPI 51-100				RPI 101+ Team's RPI: 344			
RPI	S	Opponent	Score	RPI	S	Opponent	Score	RPI	S	Opponent	Score	RPI	S	Opponent	Score
5	A	Ohio St.	47 106	36	A	Penn	50 78					128	A	Pittsburgh	41 67
												139	H	Stony Brook	62 73
												158	A	Yale	60 78
												161	A	Old Dominion	57 71
												162	H	Ole Miss	49 86
												197	A	Robert Morris	44 64
												220	A	Columbia	48 67
												235	A	Bryant	67 94
												235	H	Bryant	71 82
												236	A	Sacred Heart	62 73
												236	H	Sacred Heart	73 77
												263	A	Saint Francis (PA)	78 93
												263	H	Saint Francis (PA)	74 87
												266	H	Central Conn. St.	52 62
												311	H	Fairleigh Dickinson	57 73
												323	H	LIU Brooklyn	63 73
												327	A	Delaware St.	44 66
												331	H	Lafayette	69 48
												338	A	Mt. St. Mary's	55 64
												338	H	Mt. St. Mary's	50 59
												340	A	St. Francis Brooklyn	82 78
												340	H	St. Francis Brooklyn	70 53
												342	H	NJIT	76 53
LAST 12 Division I GAMES:															
263	H	Saint Francis (PA)	74 87	340	H	St. Francis Brooklyn	70 53								
235	A	Bryant	67 94	236	H	Sacred Heart	73 77								
338	H	Mt. St. Mary's	50 59	323	H	LIU Brooklyn	63 73								
311	H	Fairleigh Dickinson	57 73	266	H	Central Conn. St.	52 62								
340	A	St. Francis Brooklyn	82 78	236	A	Sacred Heart	62 73								
338	A	Mt. St. Mary's	55 64	235	H	Bryant	71 82								

Non-Div I Games:

Wagner

■ Loss, 
 ■ Non-Conf, 
 ■ S Site, 
 ■ H Home 
 ■ A Away 
 N Neutral

## Wake Forest

Through Games Of Feb. 16, 2016

Average RPI Win:	171	WON-LOST	WINNING	LAST 10	STRENGTH OF	OPP. STRENGTH	TEAM	ADJ.	CONF.	ADJ CONF.
Average RPI Loss:	65	RECORD	PCT. RANK	GAMES	SCHEDULE	OF SCHEDULE	RPI	RPI	RPI	RPI
DIV. I ONLY	15- 11	126	6- 4	132	30	114	114	5	5	
DIV. I NON-CONF.	9- 4	95	0- 0	300	88	179	179	5	5	
TOTALS	RPI 1-25	RPI 26-50	W-L RECORDS	RPI 51-100	RPI 101-150	RPI 150+				
15- 11	0- 3	1- 3	OVERALL	2- 2	5- 1	7- 2				
9- 5	0- 2	1- 0	HOME	2- 1	3- 1	3- 1				
5- 5	0- 1	0- 3	AWAY	0- 1	2- 0	3- 0				
1- 1	0- 0	0- 0	NEUTRAL	0- 0	0- 0	1- 1				
9- 4	0- 0	0- 1	NON-CONFERENCE	0- 0	3- 1	6- 2				
6- 2	0- 0	0- 0	HOME	0- 0	3- 1	3- 1				
2- 1	0- 0	0- 1	AWAY	0- 0	0- 0	2- 0				
1- 1	0- 0	0- 0	NEUTRAL	0- 0	0- 0	1- 1				
6- 7	0- 3	1- 2	CONFERENCE	2- 2	2- 0	1- 0				
3- 3	0- 2	1- 0	HOME	2- 1	0- 0	0- 0				
3- 4	0- 1	0- 2	AWAY	0- 1	2- 0	1- 0				
0- 0	0- 0	0- 0	NEUTRAL	0- 0	0- 0	0- 0				

RPI S	Opponent	Score	RPI S	Opponent	Score	RPI S	Opponent	Score	RPI S	Opponent	Score	Team's RPI: 114
13	H Florida St.	55 96	29	A Miami (FL)	60 71	51	A Duke	68 95	104	H Belmont	64 78	
16	A Louisville	54 78	33	A Missouri	81 94	51	H Duke	64 58	113	A Boston College	65 59	
19	H Syracuse	65 91	46	A North Carolina St.	47 64	95	H Virginia	50 52	125	H LSU	60 57	
			46	H North Carolina St.	63 58	100	H North Carolina	75 63	128	A Pittsburgh	60 49	
									140	H ETSU	69 52	
									147	H Jacksonville	57 51	
									153	H Wisconsin	51 64	
									154	H Davidson	77 58	
									156	N Hampton	42 47	
									208	H Richmond	43 33	
									241	A Clemson	55 45	
									248	A American	71 70	
									282	H La Salle	61 53	
									288	A FIU	57 53	
									297	N Coastal Caro.	81 52	
LAST 12 Division I GAMES:												
51	H Duke	64 58	113	A Boston College	65 59							
241	A Clemson	55 45	100	H North Carolina	75 63							
46	H North Carolina St.	63 58	19	H Syracuse	65 91							
128	A Pittsburgh	60 49	29	A Miami (FL)	60 71							
16	A Louisville	54 78	95	H Virginia	50 52							
13	H Florida St.	55 96	51	A Duke	68 95							

Non-Div I Games:

Wake Forest

■ Loss, 
■ Non-Conf, 
■ S Site, 
■ H Home 
■ A Away 
N Neutral

## Washington

Through Games Of Feb. 16, 2016

Average RPI Win:	121	WON-LOST	WINNING	LAST 10	STRENGTH OF	OPP. STRENGTH	TEAM	ADJ.	CONF.	ADJ CONF.
Average RPI Loss:	25	RECORD	PCT. RANK	GAMES	SCHEDULE	OF SCHEDULE	RPI	RPI	RPI	RPI
DIV. I ONLY	17- 8	76	6- 4	16	16	30	30	1	1	
DIV. I NON-CONF.	9- 2	37	0- 0	47	124	37	37	1	1	
TOTALS	RPI 1-25	RPI 26-50	W-L RECORDS	RPI 51-100	RPI 101-150	RPI 150+				
17- 8	1- 6	2- 0	OVERALL	6- 2	3- 0	5- 0				
10- 4	1- 3	1- 0	HOME	3- 1	1- 0	4- 0				
6- 3	0- 2	1- 0	AWAY	3- 1	1- 0	1- 0				
1- 1	0- 1	0- 0	NEUTRAL	0- 0	1- 0	0- 0				
9- 2	0- 2	0- 0	NON-CONFERENCE	3- 0	2- 0	4- 0				
6- 1	0- 1	0- 0	HOME	2- 0	0- 0	4- 0				
2- 0	0- 0	0- 0	AWAY	1- 0	1- 0	0- 0				
1- 1	0- 1	0- 0	NEUTRAL	0- 0	1- 0	0- 0				
8- 6	1- 4	2- 0	CONFERENCE	3- 2	1- 0	1- 0				
4- 3	1- 2	1- 0	HOME	1- 1	1- 0	0- 0				
4- 3	0- 2	1- 0	AWAY	2- 1	0- 0	1- 0				
0- 0	0- 0	0- 0	NEUTRAL	0- 0	0- 0	0- 0				

RPI S	Opponent	Score	RPI S	Opponent	Score	RPI S	Opponent	Score	RPI S	Opponent	Score
6	A Stanford	53 69	39	A Southern California	61 53	55	H Santa Clara	100 55	112	H Arizona	63 47
7	H Arizona St.	61 68	39	H Southern California	69 60	58	H Oregon	63 75	133	N Texas Tech	77 73
9	H Oregon St.	53 61				67	H UC Riverside	78 43	149	A Fresno St.	89 79
10	A UCLA	59 63				70	A Utah	83 88	178	A Colorado	76 74
10	H UCLA	64 56				72	A Washington St.	79 64	192	H Weber St.	69 56
19	N Syracuse	62 66				72	H Washington St.	69 63	250	H San Diego St.	80 51
24	H Oklahoma	68 71				78	A California	75 65	254	H Seattle	96 55
						79	A South Dakota	77 64	283	H Portland	83 65
LAST 12 Division I GAMES:											
10	A UCLA	59 63	72	H Washington St.	69 63						
39	A Southern California	61 53	39	H Southern California	69 60						
58	H Oregon	63 75	10	H UCLA	64 56						
9	H Oregon St.	53 61	112	H Arizona	63 47						
78	A California	75 65	7	H Arizona St.	61 68						
6	A Stanford	53 69	70	A Utah	83 88						

Non-Div I Games:

Washington

■ Loss, 
 ■ Non-Conf, S Site, 
 ■ Home 
 ■ Away 
 N Neutral

Average RPI Win:	159	WON-LOST	WINNING	LAST 10	STRENGTH OF	OPP. STRENGTH	TEAM	ADJ.	CONF.	ADJ CONF.
Average RPI Loss:	32	RECORD	PCT. RANK	GAMES	SCHEDULE	OF SCHEDULE	RPI	RPI	RPI	RPI
DIV. I ONLY	12- 13	185	1- 9	25	13	72	72	1	1	
DIV. I NON-CONF.	9- 2	37	0- 0	107	96	22	22	1	1	
TOTALS	RPI 1-25	RPI 26-50	W-L RECORDS	RPI 51-100	RPI 101-150	RPI 150+				
12- 13	0- 6	1- 3	OVERALL	2- 4	3- 0	6- 0				
6- 5	0- 3	1- 1	HOME	1- 1	1- 0	3- 0				
5- 8	0- 3	0- 2	AWAY	1- 3	2- 0	2- 0				
1- 0	0- 0	0- 0	NEUTRAL	0- 0	0- 0	1- 0				
9- 2	0- 1	0- 0	NON-CONFERENCE	2- 1	2- 0	5- 0				
4- 0	0- 0	0- 0	HOME	1- 0	0- 0	3- 0				
4- 2	0- 1	0- 0	AWAY	1- 1	2- 0	1- 0				
1- 0	0- 0	0- 0	NEUTRAL	0- 0	0- 0	1- 0				
3- 11	0- 5	1- 3	CONFERENCE	0- 3	1- 0	1- 0				
2- 5	0- 3	1- 1	HOME	0- 1	1- 0	0- 0				
1- 6	0- 2	0- 2	AWAY	0- 2	0- 0	1- 0				
0- 0	0- 0	0- 0	NEUTRAL	0- 0	0- 0	0- 0				

RPI 1-25				RPI 26-50				RPI 51-100 Team's RPI: 72				RPI 101+			
RPI	S	Opponent	Score	RPI	S	Opponent	Score	RPI	S	Opponent	Score	RPI	S	Opponent	Score
6	A	Stanford	52 69	30	A	Washington	63 69	56	A	St. Mary's (CA)	71 75	112	H	Arizona	67 46
7	H	Arizona St.	45 63	30	H	Washington	64 79	58	H	Oregon	48 73	127	A	Hawaii	62 52
9	H	Oregon St.	45 54	39	A	Southern California	62 64	70	A	Utah	71 73	137	A	Boise St.	57 52
10	A	UCLA	61 73	39	H	Southern California	73 61	78	A	California	71 74	156	H	Hampton	68 61
10	H	UCLA	73 75					83	A	San Diego	78 72	178	A	Colorado	74 66
17	A	Oklahoma St.	60 70					97	H	Gonzaga	55 48	190	H	San Jose St.	95 80
												196	A	Kansas	66 53
												260	H	UC Santa Barbara	61 44
												329	N	Nevada	70 57
LAST 12 Division I GAMES:															
39	A	Southern California	62 64	30	A	Washington	63 69								
10	A	UCLA	61 73	10	H	UCLA	73 75								
9	H	Oregon St.	45 54	39	H	Southern California	73 61								
58	H	Oregon	48 73	7	H	Arizona St.	45 63								
6	A	Stanford	52 69	112	H	Arizona	67 46								
78	A	California	71 74	178	A	Colorado	74 66								

Non-Div I Games:

Washington St.

■ Loss, 
 ■ Non-Conf, 
 ■ S Site, 
 ■ H Home 
 ■ A Away 
 N Neutral

Average RPI Win:	255	WON-LOST	WINNING	LAST 10	STRENGTH OF	OPP. STRENGTH	TEAM	ADJ.	CONF.	ADJ CONF.
Average RPI Loss:	137	RECORD	PCT. RANK	GAMES	SCHEDULE	OF SCHEDULE	RPI	RPI	RPI	RPI
DIV. I ONLY	14- 7	83	6- 4	345	89	192	192	20	20	
DIV. I NON-CONF.	6- 3	99	0- 0	317	85	171	171	21	21	
TOTALS	RPI 1-25	RPI 26-50	W-L RECORDS	RPI 51-100	RPI 101-150	RPI 150+				
14- 7	0- 1	0- 1	OVERALL	0- 0	1- 1	13- 4				
4- 4	0- 1	0- 0	HOME	0- 0	0- 1	4- 2				
9- 3	0- 0	0- 1	AWAY	0- 0	1- 0	8- 2				
1- 0	0- 0	0- 0	NEUTRAL	0- 0	0- 0	1- 0				
6- 3	0- 1	0- 1	NON-CONFERENCE	0- 0	0- 0	6- 1				
1- 2	0- 1	0- 0	HOME	0- 0	0- 0	1- 1				
4- 1	0- 0	0- 1	AWAY	0- 0	0- 0	4- 0				
1- 0	0- 0	0- 0	NEUTRAL	0- 0	0- 0	1- 0				
8- 4	0- 0	0- 0	CONFERENCE	0- 0	1- 1	7- 3				
3- 2	0- 0	0- 0	HOME	0- 0	0- 1	3- 1				
5- 2	0- 0	0- 0	AWAY	0- 0	1- 0	4- 2				
0- 0	0- 0	0- 0	NEUTRAL	0- 0	0- 0	0- 0				

RPI 1-25				RPI 26-50				RPI 51-100				RPI 101+ Team's RPI: 192			
RPI	S	Opponent	Score	RPI	S	Opponent	Score	RPI	S	Opponent	Score	RPI	S	Opponent	Score
12	H	BYU	51 68	30	A	Washington	56 69					129	A	North Dakota	62 56
												129	H	North Dakota	78 85
												169	A	Northern Colo.	63 65
												169	H	Northern Colo.	82 79
												188	A	Sacramento St.	64 87
												188	H	Sacramento St.	77 66
												207	H	Col. of Charleston	42 50
												221	H	Utah Valley	61 56
												223	A	Idaho St.	61 46
												223	H	Idaho St.	57 58
												224	A	North Texas	45 38
												233	N	Stephen F. Austin	56 46
												272	A	Northern Ariz.	76 56
												283	A	Portland	57 55
												310	A	Denver	61 49
												322	A	Portland St.	75 58
												322	H	Portland St.	102 73
												330	A	Southern Utah	69 51
												337	A	Cal St. Fullerton	60 40
LAST 12 Division I GAMES:															
322	A	Portland St.	75 58	223	H	Idaho St.	57 58								
188	A	Sacramento St.	64 87	188	H	Sacramento St.	77 66								
129	H	North Dakota	78 85	322	H	Portland St.	102 73								
169	H	Northern Colo.	82 79	169	A	Northern Colo.	63 65								
330	A	Southern Utah	69 51	129	A	North Dakota	62 56								
272	A	Northern Ariz.	76 56	223	A	Idaho St.	61 46								

Non-Div I Games: Westminster (UT) 79 46 Bethesda (CA) 86 60

Weber St.

■ Loss, 
 ■ Non-Conf, 
 ■ S Site, 
 ■ Home 
 ■ A Away 
 N Neutral

Average RPI Win:	167	WON-LOST	WINNING	LAST 10	STRENGTH OF	OPP. STRENGTH	TEAM	ADJ.	CONF.	ADJ CONF.
Average RPI Loss:	28	RECORD	PCT. RANK	GAMES	SCHEDULE	OF SCHEDULE	RPI	RPI	RPI	RPI
DIV. I ONLY	19- 7	57	6- 4	61	55	37	37	3	3	
DIV. I NON-CONF.	11- 2	28	0- 0	172	210	56	56	4	4	
TOTALS	RPI 1-25	RPI 26-50	W-L RECORDS	RPI 51-100	RPI 101-150	RPI 150+				
19- 7	0- 5	4- 1	OVERALL	2- 1	4- 0	9- 0				
10- 2	0- 2	1- 0	HOME	1- 0	2- 0	6- 0				
4- 4	0- 3	1- 0	AWAY	1- 1	1- 0	1- 0				
5- 1	0- 0	2- 1	NEUTRAL	0- 0	1- 0	2- 0				
11- 2	0- 0	2- 1	NON-CONFERENCE	1- 1	1- 0	7- 0				
6- 0	0- 0	0- 0	HOME	1- 0	0- 0	5- 0				
0- 1	0- 0	0- 0	AWAY	0- 1	0- 0	0- 0				
5- 1	0- 0	2- 1	NEUTRAL	0- 0	1- 0	2- 0				
8- 5	0- 5	2- 0	CONFERENCE	1- 0	3- 0	2- 0				
4- 2	0- 2	1- 0	HOME	0- 0	2- 0	1- 0				
4- 3	0- 3	1- 0	AWAY	1- 0	1- 0	1- 0				
0- 0	0- 0	0- 0	NEUTRAL	0- 0	0- 0	0- 0				

RPI S	Opponent	Score	RPI S	Opponent	Score	Team's RPI: 37	RPI S	Opponent	Score	RPI S	Opponent	Score
4	A Baylor	64 69	35	N James Madison	69 62		90	H Elon	67 57	102	H Iowa St.	57 47
4	H Baylor	61 71	39	N Southern California	67 78		92	A TCU	97 84	133	A Texas Tech	69 42
8	H Texas	54 65	47	N Indiana	75 64		97	A Gonzaga	57 62	133	H Texas Tech	79 57
17	A Oklahoma St.	51 63	48	A Kansas St.	72 53					141	N Marshall	66 60
24	A Oklahoma	54 57	48	H Kansas St.	64 44					158	N Yale	70 60
										196	A Kansas	65 45
										196	H Kansas	72 35
										228	N Grand Canyon	68 50
										270	H Coppin St.	96 64
										300	H Morehead St.	94 56
										311	H Fairleigh Dickinson	91 42
										324	H Longwood	74 43
										327	H Delaware St.	77 34
LAST 12 Division I GAMES:												
17	A Oklahoma St.	51 63	92	A TCU	97 84							
102	H Iowa St.	57 47	196	H Kansas	72 35							
48	H Kansas St.	64 44	4	A Baylor	64 69							
133	A Texas Tech	69 42	133	H Texas Tech	79 57							
4	H Baylor	61 71	48	A Kansas St.	72 53							
24	A Oklahoma	54 57	196	A Kansas	65 45							

Non-Div I Games:

West Virginia

■ Loss, 
 ■ Non-Conf, 
 ■ S Site, 
 ■ Home 
 ■ A Away 
 N Neutral

Average RPI Win:	296	WON-LOST	WINNING	LAST 10	STRENGTH OF	OPP. STRENGTH	TEAM	ADJ.	CONF.	ADJ CONF.
Average RPI Loss:	160	RECORD	PCT. RANK	GAMES	SCHEDULE	OF SCHEDULE	RPI	RPI	RPI	RPI
DIV. I ONLY	3- 19	335	2- 8	105	292	303	303	17	17	
DIV. I NON-CONF.	1- 10	330	0- 0	142	345	309	309	15	15	
TOTALS	RPI 1-25	RPI 26-50	W-L RECORDS	RPI 51-100	RPI 101-150	RPI 150+				
3- 19	0- 0	0- 1	OVERALL	0- 3	0- 7	3- 8				
2- 7	0- 0	0- 0	HOME	0- 1	0- 4	2- 2				
0- 12	0- 0	0- 1	AWAY	0- 2	0- 3	0- 6				
1- 0	0- 0	0- 0	NEUTRAL	0- 0	0- 0	1- 0				
1- 10	0- 0	0- 1	NON-CONFERENCE	0- 1	0- 1	1- 7				
0- 2	0- 0	0- 0	HOME	0- 0	0- 1	0- 1				
0- 8	0- 0	0- 1	AWAY	0- 1	0- 0	0- 6				
1- 0	0- 0	0- 0	NEUTRAL	0- 0	0- 0	1- 0				
2- 9	0- 0	0- 0	CONFERENCE	0- 2	0- 6	2- 1				
2- 5	0- 0	0- 0	HOME	0- 1	0- 3	2- 1				
0- 4	0- 0	0- 0	AWAY	0- 1	0- 3	0- 0				
0- 0	0- 0	0- 0	NEUTRAL	0- 0	0- 0	0- 0				

RPI S	Opponent	Score	RPI S	Opponent	Score	RPI S	Opponent	Score	RPI S	Opponent	Score	Team's RPI: 303
46	A North Carolina St.	55 86	51	A Duke	47 84	120	A Mercer	42 63	120	H Mercer	88 92	
			63	A Chattanooga	59 77	122	H UNC Asheville	45 67	123	A Samford	52 57	
			63	H Chattanooga	51 65	123	H Samford	42 59	140	A ETSU	62 74	
						140	H ETSU	43 45	154	A Davidson	51 64	
						201	A Eastern Ky.	62 91	206	A USC Upstate	59 68	
						216	H Furman	76 83	259	H Bethune-Cookman	59 66	
						280	A Campbell	66 73	289	H UNCG	84 72	
						293	N Florida A&M	69 53	299	A Kennesaw St.	53 65	
						307	H Wofford	74 72	316	A Charleston So.	59 80	
LAST 12 Division I GAMES:												
63	H Chattanooga	51 65	216	H Furman	76 83							
140	H ETSU	43 45	140	A ETSU	62 74							
123	A Samford	52 57	63	A Chattanooga	59 77							
120	A Mercer	42 63	120	H Mercer	88 92							
289	H UNCG	84 72	123	H Samford	42 59							
307	H Wofford	74 72	206	A USC Upstate	59 68							

Non-Div I Games: Anderson (SC) 72 55 Brevard 68 60 Warren Wilson 106 52

Western Caro.



Average RPI Win:	284	WON-LOST	WINNING	LAST 10	STRENGTH OF	OPP. STRENGTH	TEAM	ADJ.	CONF.	ADJ CONF.
Average RPI Loss:	144	RECORD	PCT. RANK	GAMES	SCHEDULE	OF SCHEDULE	RPI	RPI	RPI	RPI
DIV. I ONLY	12- 11	159	6- 4	307	227	226	226	18	18	
DIV. I NON-CONF.	5- 6	180	0- 0	296	239	242	242	19	19	
TOTALS	RPI 1-25	RPI 26-50	W-L RECORDS	RPI 51-100	RPI 101-150	RPI 150+				
12- 11	0- 0	0- 1	OVERALL	0- 3	1- 3	11- 4				
6- 4	0- 0	0- 0	HOME	0- 1	1- 1	5- 2				
5- 6	0- 0	0- 1	AWAY	0- 2	0- 2	5- 1				
1- 1	0- 0	0- 0	NEUTRAL	0- 0	0- 0	1- 1				
5- 6	0- 0	0- 1	NON-CONFERENCE	0- 1	0- 1	5- 3				
2- 2	0- 0	0- 0	HOME	0- 0	0- 0	2- 2				
2- 3	0- 0	0- 1	AWAY	0- 1	0- 1	2- 0				
1- 1	0- 0	0- 0	NEUTRAL	0- 0	0- 0	1- 1				
7- 5	0- 0	0- 0	CONFERENCE	0- 2	1- 2	6- 1				
4- 2	0- 0	0- 0	HOME	0- 1	1- 1	3- 0				
3- 3	0- 0	0- 0	AWAY	0- 1	0- 1	3- 1				
0- 0	0- 0	0- 0	NEUTRAL	0- 0	0- 0	0- 0				

RPI S	Opponent	Score	RPI S	Opponent	Score	RPI S	Opponent	Score	RPI S	Opponent	Score	Team's RPI: 226
48	A Kansas St.	45 84	57	A Iowa	81 96	116	A IUPUI	87 96	116	H IUPUI	60 68	
			62	A South Dakota St.	63 85	129	A North Dakota	67 78	138	H Oral Roberts	72 61	
			79	H South Dakota	77 102	166	H SIUE	78 74	202	H Southeast Mo. St.	84 89	
						211	H Ill.-Chicago	70 78	259	N Bethune-Cookman	75 59	
						276	A Omaha	66 79	276	H Omaha	74 55	
						284	N Towson	77 83	309	A North Dakota St.	94 82	
						310	A Denver	80 69	310	H Denver	63 60	
						314	A Illinois St.	79 64	328	A IPFW	78 74	
						328	H IPFW	88 87	334	H Chicago St.	88 50	
						336	A Eastern Ill.	92 69				
LAST 12 Division I GAMES:												
310	A Denver	80 69	309	A North Dakota St.	94 82							
116	A IUPUI	87 96	310	H Denver	63 60							
328	H IPFW	88 87	116	H IUPUI	60 68							
276	H Omaha	74 55	328	A IPFW	78 74							
79	H South Dakota	77 102	276	A Omaha	66 79							
62	A South Dakota St.	63 85	138	H Oral Roberts	72 61							

Non-Div I Games: Ashford 86 58 Central Methodist 108 46

Western Ill.

Loss, Non-Conf, S Site, H Home A Away N Neutral

Average RPI Win:	183	WON-LOST	WINNING	LAST 10	STRENGTH OF	OPP. STRENGTH	TEAM	ADJ.	CONF.	ADJ CONF.
Average RPI Loss:	87	RECORD	PCT. RANK	GAMES	SCHEDULE	OF SCHEDULE	RPI	RPI	RPI	RPI
DIV. I ONLY	18- 4	28	8- 2	147	107	50	50	12	12	
DIV. I NON-CONF.	8- 2	51	0- 0	207	109	54	54	10	10	
TOTALS	RPI 1-25	RPI 26-50	W-L RECORDS	RPI 51-100	RPI 101-150	RPI 150+				
18- 4	1- 0	0- 1	OVERALL	1- 2	5- 0	11- 1				
10- 1	1- 0	0- 1	HOME	1- 0	2- 0	6- 0				
7- 3	0- 0	0- 0	AWAY	0- 2	3- 0	4- 1				
1- 0	0- 0	0- 0	NEUTRAL	0- 0	0- 0	1- 0				
8- 2	1- 0	0- 0	NON-CONFERENCE	0- 1	2- 0	5- 1				
4- 0	1- 0	0- 0	HOME	0- 0	1- 0	2- 0				
3- 2	0- 0	0- 0	AWAY	0- 1	1- 0	2- 1				
1- 0	0- 0	0- 0	NEUTRAL	0- 0	0- 0	1- 0				
10- 2	0- 0	0- 1	CONFERENCE	1- 1	3- 0	6- 0				
6- 1	0- 0	0- 1	HOME	1- 0	1- 0	4- 0				
4- 1	0- 0	0- 0	AWAY	0- 1	2- 0	2- 0				
0- 0	0- 0	0- 0	NEUTRAL	0- 0	0- 0	0- 0				

RPI S	Opponent	Score	RPI S	Opponent	Score	Team's RPI: 50	RPI S	Opponent	Score	RPI S	Opponent	Score
16	H Louisville	71 69	31	H UTEP	78 85		72	A Middle Tenn.	75 83	104	H Belmont	80 65
							81	A Ball St.	60 74	141	A Marshall	80 76
							94	H Charlotte	77 66	141	H Marshall	81 52
										143	A UAB	63 49
										144	A UT Arlington	73 64
										161	H Old Dominion	68 51
										162	A Ole Miss	53 59
										164	N George Mason	84 58
										171	A Fla. Atlantic	81 62
										201	H Eastern Ky.	76 60
										207	A Col. of Charleston	78 44
										224	H North Texas	65 53
										243	H Rice	52 49
										246	H UTSA	72 65
										268	H Austin Peay	88 69
										288	A FIU	71 69
										335	A Lipscomb	64 56
LAST 12 Division I GAMES:												
141	A Marshall	80 76	161	H Old Dominion	68 51							
31	H UTEP	78 85	224	H North Texas	65 53							
246	H UTSA	72 65	243	H Rice	52 49							
72	A Middle Tenn.	75 83	171	A Fla. Atlantic	81 62							
143	A UAB	63 49	288	A FIU	71 69							
94	H Charlotte	77 66	141	H Marshall	81 52							

Non-Div I Games: Alas. Anchorage 62 58

Western Ky.

■ Loss, 
 ■ Non-Conf, 
 ■ S Site, 
 ■ Home 
 ■ A Away 
 N Neutral

Average RPI Win:	<b>243</b>	WON-LOST	WINNING	LAST 10	STRENGTH OF	OPP. STRENGTH	TEAM	ADJ.	CONF.	ADJ CONF.
Average RPI Loss:	<b>72</b>	RECORD	PCT. RANK	GAMES	SCHEDULE	OF SCHEDULE	RPI	RPI	RPI	RPI
DIV. I ONLY	<b>13- 10</b>	<b>131</b>	<b>6- 4</b>	<b>144</b>	<b>148</b>	<b>117</b>	<b>117</b>	<b>11</b>	<b>11</b>	
DIV. I NON-CONF.	<b>6- 4</b>	<b>125</b>	<b>0- 0</b>	<b>156</b>	<b>176</b>	<b>107</b>	<b>107</b>	<b>13</b>	<b>13</b>	
TOTALS	RPI 1-25	RPI 26-50	W-L RECORDS	RPI 51-100	RPI 101-150	RPI 150+				
13- 10	0- 1	0- 2	OVERALL	0- 4	2- 3	11- 0				
6- 2	0- 0	0- 0	HOME	0- 1	1- 1	5- 0				
6- 6	0- 0	0- 2	AWAY	0- 2	1- 2	5- 0				
1- 2	0- 1	0- 0	NEUTRAL	0- 1	0- 0	1- 0				
6- 4	0- 1	0- 1	NON-CONFERENCE	0- 2	0- 0	6- 0				
2- 0	0- 0	0- 0	HOME	0- 0	0- 0	2- 0				
3- 2	0- 0	0- 1	AWAY	0- 1	0- 0	3- 0				
1- 2	0- 1	0- 0	NEUTRAL	0- 1	0- 0	1- 0				
7- 6	0- 0	0- 1	CONFERENCE	0- 2	2- 3	5- 0				
4- 2	0- 0	0- 0	HOME	0- 1	1- 1	3- 0				
3- 4	0- 0	0- 1	AWAY	0- 1	1- 2	2- 0				
0- 0	0- 0	0- 0	NEUTRAL	0- 0	0- 0	0- 0				

RPI 1-25				RPI 26-50				RPI 51-100				RPI 101+				Team's RPI: 117	
RPI	S	Opponent	Score	RPI	S	Opponent	Score	RPI	S	Opponent	Score	RPI	S	Opponent	Score		
25	N	Mississippi St.	68 90	28	A	Ohio	63 73	60	N	FGCU	42 60	106	A	Eastern Mich.	66 70		
				32	A	Michigan St.	40 78	68	A	Central Mich.	51 53	115	A	Toledo	73 80		
								81	H	Ball St.	53 77	115	H	Toledo	68 80		
								91	A	Northwestern	62 86	119	H	Akron	69 65		
												133	A	Buffalo	92 78		
												167	A	Loyola Chicago	68 45		
												177	H	Detroit	70 66		
												198	N	Gardner-Webb	71 44		
												253	A	Bowling Green	65 49		
												253	H	Bowling Green	74 45		
												264	H	Miami (OH)	80 66		
												302	A	Bradley	72 59		
												315	A	Kent St.	65 53		
												315	H	Kent St.	73 52		
												328	A	IPFW	70 48		
												334	H	Chicago St.	65 56		
LAST 12 Division I GAMES:																	
				119	H	Akron	69 65					81	H	Ball St.	53 77		
				253	A	Bowling Green	65 49					133	A	Buffalo	92 78		
				106	A	Eastern Mich.	66 70					264	H	Miami (OH)	80 66		
				115	H	Toledo	68 80					315	H	Kent St.	73 52		
				315	A	Kent St.	65 53					115	A	Toledo	73 80		
				68	A	Central Mich.	51 53					253	H	Bowling Green	74 45		

Non-Div I Games: Ferris St. 73 41 Wis.-Parkside 56 49

Western Mich.

■ Loss, 
 ■ Non-Conf, 
 ■ S Site, 
 ■ Home 
 ■ A Away 
 N Neutral

Average RPI Win:	243	WON-LOST	WINNING	LAST 10	STRENGTH OF	OPP. STRENGTH	TEAM	ADJ.	CONF.	ADJ CONF.
Average RPI Loss:	164	RECORD	PCT. RANK	GAMES	SCHEDULE	OF SCHEDULE	RPI	RPI	RPI	RPI
DIV. I ONLY	6- 18	291	2- 3	198	207	295	295	21	21	
DIV. I NON-CONF.	3- 8	258	1- 0	164	207	262	262	17	17	
TOTALS	RPI 1-25	RPI 26-50	W-L RECORDS	RPI 51-100	RPI 101-150	RPI 150+				
6- 18	0- 1	0- 2	OVERALL	0- 1	1- 5	5- 9				
5- 8	0- 1	0- 1	HOME	0- 1	1- 2	4- 3				
1- 9	0- 0	0- 1	AWAY	0- 0	0- 3	1- 5				
0- 1	0- 0	0- 0	NEUTRAL	0- 0	0- 0	0- 1				
3- 8	0- 1	0- 2	NON-CONFERENCE	0- 0	0- 1	3- 4				
2- 4	0- 1	0- 1	HOME	0- 0	0- 0	2- 2				
1- 3	0- 0	0- 1	AWAY	0- 0	0- 1	1- 1				
0- 1	0- 0	0- 0	NEUTRAL	0- 0	0- 0	0- 1				
3- 10	0- 0	0- 0	CONFERENCE	0- 1	1- 4	2- 5				
3- 4	0- 0	0- 0	HOME	0- 1	1- 2	2- 1				
0- 6	0- 0	0- 0	AWAY	0- 0	0- 2	0- 4				
0- 0	0- 0	0- 0	NEUTRAL	0- 0	0- 0	0- 0				

RPI 1-25				RPI 26-50				RPI 51-100				RPI 101+ Team's RPI: 295			
RPI	S	Opponent	Score	RPI	S	Opponent	Score	RPI	S	Opponent	Score	RPI	S	Opponent	Score
15	H	Tennessee	51 58	33	H	Missouri	37 57	86	H	Missouri St.	57 77	108	A	Drake	59 81
				43	A	Arkansas St.	40 67					108	H	Drake	56 87
												121	A	UNI	48 69
												121	H	UNI	44 55
												142	A	Creighton	54 79
												145	H	Southern Ill.	57 48
												167	A	Loyola Chicago	55 60
												167	H	Loyola Chicago	65 62
												174	H	Eastern Wash.	62 67
												202	H	Southeast Mo. St.	62 66
												208	N	Richmond	50 63
												231	A	Indiana St.	33 59
												249	H	N.C. A&T	55 53
												275	A	Tennessee Tech	48 54
												288	A	FIU	76 62
												291	H	Prairie View	64 36
												302	A	Bradley	44 50
												302	H	Bradley	50 55
												314	A	Illinois St.	49 70
												318	H	Evansville	58 50
LAST 12 Division I GAMES:															
288	A	FIU	76 62	318	H	Evansville	58 50								
167	H	Loyola Chicago	65 62	145	H	Southern Ill.	57 48								
302	H	Bradley	50 55	302	A	Bradley	44 50								
121	A	UNI	48 69	167	A	Loyola Chicago	55 60								
108	A	Drake	59 81	108	H	Drake	56 87								
86	H	Missouri St.	57 77	121	H	UNI	44 55								

Non-Div I Games:

Wichita St.

■ Loss, 
■ Non-Conf, S Site, 
■ Home 
■ Away 
N Neutral

## William &amp; Mary

Through Games Of Feb. 16, 2016

Average RPI Win:	<b>243</b>	WON-LOST	WINNING	LAST 10	STRENGTH OF	OPP. STRENGTH	TEAM	ADJ.	CONF.	ADJ CONF.
Average RPI Loss:	<b>146</b>	RECORD	PCT. RANK	GAMES	SCHEDULE	OF SCHEDULE	RPI	RPI	RPI	RPI
DIV. I ONLY	<b>13- 11</b>	<b>148</b>	<b>2- 8</b>	<b>310</b>	<b>175</b>	<b>217</b>	<b>217</b>	<b>13</b>	<b>13</b>	
DIV. I NON-CONF.	<b>9- 2</b>	<b>37</b>	<b>0- 0</b>	<b>343</b>	<b>289</b>	<b>155</b>	<b>155</b>	<b>12</b>	<b>12</b>	
TOTALS	RPI 1-25	RPI 26-50	W-L RECORDS	RPI 51-100	RPI 101-150	RPI 150+				
13- 11	0- 0	1- 0	OVERALL	0- 4	0- 1	12- 6				
8- 4	0- 0	1- 0	HOME	0- 2	0- 0	7- 2				
5- 7	0- 0	0- 0	AWAY	0- 0	0- 0	5- 2				
0- 0	0- 0	0- 0	NEUTRAL	0- 0	0- 0	0- 0				
9- 2	0- 0	0- 0	NON-CONFERENCE	0- 0	0- 1	9- 1				
5- 0	0- 0	0- 0	HOME	0- 0	0- 0	5- 0				
4- 2	0- 0	0- 0	AWAY	0- 0	0- 1	4- 1				
0- 0	0- 0	0- 0	NEUTRAL	0- 0	0- 0	0- 0				
4- 9	0- 0	1- 0	CONFERENCE	0- 4	0- 0	3- 5				
3- 4	0- 0	1- 0	HOME	0- 2	0- 0	2- 2				
1- 5	0- 0	0- 0	AWAY	0- 2	0- 0	1- 3				
0- 0	0- 0	0- 0	NEUTRAL	0- 0	0- 0	0- 0				

RPI S	Opponent	Score	RPI S	Opponent	Score	RPI S	Opponent	Score	RPI S	Opponent	Score	Team's RPI: 217
			35	H James Madison	65 59	66	A Hofstra	45 <b>75</b>	103	A VCU	47 <b>73</b>	
						66	H Hofstra	53 <b>61</b>	161	H Old Dominion	75 64	
						89	H Drexel	50 <b>67</b>	172	A Northeastern	68 <b>69</b>	
						90	A Elon	51 <b>73</b>	172	H Northeastern	69 62	
									173	A Delaware	63 <b>67</b>	
									173	H Delaware	53 <b>69</b>	
									185	H Grambling	74 55	
									207	H Col. of Charleston	51 <b>55</b>	
									208	A Richmond	50 <b>56</b>	
									241	A Clemson	58 41	
									248	H American	62 51	
									256	A Loyola Maryland	62 61	
									262	A UNCW	44 <b>59</b>	
									262	H UNCW	77 65	
									284	A Towson	73 54	
									307	H Wofford	75 55	
									327	A Delaware St.	65 59	
									338	A Mt. St. Mary's	76 74	
									346	H Norfolk St.	67 47	
LAST 12 Division I GAMES:												
173	H Delaware	53 <b>69</b>	173	A Delaware	63 <b>67</b>							
66	H Hofstra	53 <b>61</b>	262	H UNCW	77 65							
262	A UNCW	44 <b>59</b>	66	A Hofstra	45 <b>75</b>							
90	A Elon	51 <b>73</b>	172	A Northeastern	68 <b>69</b>							
172	H Northeastern	69 62	89	H Drexel	50 <b>67</b>							
207	H Col. of Charleston	51 <b>55</b>	284	A Towson	73 54							

Non-Div I Games:

William &amp; Mary

■ Loss, 
 ■ Non-Conf, 
 ■ S Site, 
 ■ H Home 
 ■ A Away 
 N Neutral

Average RPI Win:	281	WON-LOST	WINNING	LAST 10	STRENGTH OF	OPP. STRENGTH	TEAM	ADJ.	CONF.	ADJ CONF.
Average RPI Loss:	173	RECORD	PCT. RANK	GAMES	SCHEDULE	OF SCHEDULE	RPI	RPI	RPI	RPI
DIV. I ONLY	4- 20	322	2- 8	167	268	313	313	26	26	
DIV. I NON-CONF.	1- 8	320	0- 0	57	42	245	245	29	29	
TOTALS	RPI 1-25	RPI 26-50	W-L RECORDS	RPI 51-100	RPI 101-150	RPI 150+				
4- 20	0- 2	0- 2	OVERALL	0- 2	0- 3	4- 11				
4- 5	0- 0	0- 0	HOME	0- 0	0- 1	4- 4				
0- 14	0- 2	0- 1	AWAY	0- 2	0- 2	0- 7				
0- 1	0- 0	0- 1	NEUTRAL	0- 0	0- 0	0- 0				
1- 8	0- 2	0- 2	NON-CONFERENCE	0- 1	0- 1	1- 2				
1- 0	0- 0	0- 0	HOME	0- 0	0- 0	1- 0				
0- 7	0- 2	0- 1	AWAY	0- 1	0- 1	0- 2				
0- 1	0- 0	0- 1	NEUTRAL	0- 0	0- 0	0- 0				
3- 12	0- 0	0- 0	CONFERENCE	0- 1	0- 2	3- 9				
3- 5	0- 0	0- 0	HOME	0- 0	0- 1	3- 4				
0- 7	0- 0	0- 0	AWAY	0- 1	0- 1	0- 5				
0- 0	0- 0	0- 0	NEUTRAL	0- 0	0- 0	0- 0				

RPI 1-25				RPI 26-50				RPI 51-100				RPI 101+ Team's RPI: 313			
RPI	S	Opponent	Score	RPI	S	Opponent	Score	RPI	S	Opponent	Score	RPI	S	Opponent	Score
3	A	South Carolina	37 86	28	N	Ohio	54 75	51	A	Duke	50 78	119	A	Akron	59 76
24	A	Oklahoma	48 78	49	A	Auburn	33 76	98	A	Liberty	61 77	122	A	UNC Asheville	55 63
												122	H	UNC Asheville	59 67
												194	A	Radford	44 66
												198	A	Gardner-Webb	52 70
												198	H	Gardner-Webb	81 62
												207	A	Col. of Charleston	63 77
												216	A	Furman	52 71
												222	H	Presbyterian	48 59
												244	H	High Point	67 74
												280	A	Campbell	56 69
												280	H	Campbell	50 49
												297	H	Coastal Caro.	52 43
												316	A	Charleston So.	51 54
												316	H	Charleston So.	50 58
												324	A	Longwood	60 67
												324	H	Longwood	60 63
												349	H	N.C. Central	62 39
LAST 12 Division I GAMES:															
280	A	Campbell	56 69	280	H	Campbell	50 49								
297	H	Coastal Caro.	52 43	244	H	High Point	67 74								
198	A	Gardner-Webb	52 70	98	A	Liberty	61 77								
122	H	UNC Asheville	59 67	222	H	Presbyterian	48 59								
316	H	Charleston So.	50 58	194	A	Radford	44 66								
324	A	Longwood	60 67	324	H	Longwood	60 63								

Non-Div I Games:

Winthrop

■ Loss, 
 ■ Non-Conf, 
 ■ S Site, 
 ■ Home 
 ■ A Away 
 N Neutral

Average RPI Win:	137	WON-LOST	WINNING	LAST 10	STRENGTH OF	OPP. STRENGTH	TEAM	ADJ.	CONF.	ADJ CONF.
Average RPI Loss:	67	RECORD	PCT. RANK	GAMES	SCHEDULE	OF SCHEDULE	RPI	RPI	RPI	RPI
DIV. I ONLY	7- 17	277	1- 9	19	23	153	153	4	4	
DIV. I NON-CONF.	4- 6	201	0- 0	51	82	153	153	3	3	
TOTALS	RPI 1-25	RPI 26-50	W-L RECORDS	RPI 51-100	RPI 101-150	RPI 150+				
7- 17	0- 4	1- 4	OVERALL	1- 6	2- 1	3- 2				
5- 7	0- 3	1- 1	HOME	1- 2	1- 1	2- 0				
1- 10	0- 1	0- 3	AWAY	0- 4	1- 0	0- 2				
1- 0	0- 0	0- 0	NEUTRAL	0- 0	0- 0	1- 0				
4- 6	0- 2	0- 0	NON-CONFERENCE	0- 2	1- 1	3- 1				
2- 3	0- 2	0- 0	HOME	0- 0	0- 1	2- 0				
1- 3	0- 0	0- 0	AWAY	0- 2	1- 0	0- 1				
1- 0	0- 0	0- 0	NEUTRAL	0- 0	0- 0	1- 0				
3- 11	0- 2	1- 4	CONFERENCE	1- 4	1- 0	0- 1				
3- 4	0- 1	1- 1	HOME	1- 2	1- 0	0- 0				
0- 7	0- 1	0- 3	AWAY	0- 2	0- 0	0- 1				
0- 0	0- 0	0- 0	NEUTRAL	0- 0	0- 0	0- 0				

RPI 1-25				RPI 26-50				RPI 51-100				RPI 101+ Team's RPI: 153			
RPI	S	Opponent	Score	RPI	S	Opponent	Score	RPI	S	Opponent	Score	RPI	S	Opponent	Score
5	A	Ohio St.	61 87	32	A	Michigan St.	67 77	52	A	Dayton	64 87	108	H	Drake	70 89
11	H	Maryland	65 90	32	H	Michigan St.	54 77	57	H	Iowa	54 57	114	A	Wake Forest	64 51
22	H	Florida	75 91	41	A	Rutgers	41 61	59	H	Purdue	64 57	130	H	Penn St.	82 62
23	H	Green Bay	58 72	47	A	Indiana	57 67	65	A	Michigan	65 82	163	A	Illinois	65 71
				47	H	Indiana	73 69	69	A	Nebraska	62 75	173	N	Delaware	54 52
								76	H	Minnesota	77 84	176	H	Louisiana Tech	79 65
								82	A	Marquette	61 77	250	A	San Diego St.	57 63
												258	H	Northern Ill.	89 62
LAST 12 Division I GAMES:															
47	A	Indiana	57 67	76	H	Minnesota	77 84								
65	A	Michigan	65 82	11	H	Maryland	65 90								
59	H	Purdue	64 57	163	A	Illinois	65 71								
5	A	Ohio St.	61 87	57	H	Iowa	54 57								
32	H	Michigan St.	54 77	130	H	Penn St.	82 62								
69	A	Nebraska	62 75	41	A	Rutgers	41 61								

Non-Div I Games:

Wisconsin

■ Loss, 
 ■ Non-Conf, 
 ■ S Site, 
 ■ H Home 
 ■ A Away 
 N Neutral

Average RPI Win: <b>282</b>	WON-LOST	WINNING	LAST 10	STRENGTH OF	OPP. STRENGTH	TEAM	ADJ.	CONF.	ADJ CONF.
Average RPI Loss: <b>178</b>	RECORD	PCT. RANK	GAMES	SCHEDULE	OF SCHEDULE	RPI	RPI	RPI	RPI
DIV. I ONLY	5- 17	304	1- 8	206	318	307	307	17	17
DIV. I NON-CONF.	4- 8	234	1- 0	236	349	285	285	15	15
TOTALS	RPI 1-25	RPI 26-50	W-L RECORDS	RPI 51-100	RPI 101-150	RPI 150+			
5- 17	0- 0	0- 0	OVERALL	0- 3	0- 6	5- 8			
4- 6	0- 0	0- 0	HOME	0- 1	0- 4	4- 1			
1- 11	0- 0	0- 0	AWAY	0- 2	0- 2	1- 7			
0- 0	0- 0	0- 0	NEUTRAL	0- 0	0- 0	0- 0			
4- 8	0- 0	0- 0	NON-CONFERENCE	0- 1	0- 2	4- 5			
4- 1	0- 0	0- 0	HOME	0- 0	0- 1	4- 0			
0- 7	0- 0	0- 0	AWAY	0- 1	0- 1	0- 5			
0- 0	0- 0	0- 0	NEUTRAL	0- 0	0- 0	0- 0			
1- 9	0- 0	0- 0	CONFERENCE	0- 2	0- 4	1- 3			
0- 5	0- 0	0- 0	HOME	0- 1	0- 3	0- 1			
1- 4	0- 0	0- 0	AWAY	0- 1	0- 1	1- 2			
0- 0	0- 0	0- 0	NEUTRAL	0- 0	0- 0	0- 0			

RPI S	Opponent	Score	RPI S	Opponent	Score	RPI S	Opponent	Score	RPI S	Opponent	Score	Team's RPI: 307
						63	A Chattanooga	48 <b>65</b>	110	A Virginia Tech	42 <b>73</b>	
						63	H Chattanooga	40 <b>53</b>	120	H Mercer	61 <b>70</b>	
						76	A Minnesota	54 <b>98</b>	122	H UNC Asheville	63 <b>70</b>	
									123	H Samford	39 <b>58</b>	
									140	A ETSU	69 <b>70</b>	
									140	H ETSU	54 <b>70</b>	
									194	H Radford	79 70	
									198	A Gardner-Webb	61 <b>64</b>	
									216	A Furman	64 <b>70</b>	
									216	H Furman	61 <b>70</b>	
									217	A William & Mary	55 <b>75</b>	
									281	H Jacksonville St.	66 54	
									289	A UNCG	58 56	
									297	A Coastal Caro.	69 <b>83</b>	
									299	H Kennesaw St.	70 59	
									303	A Western Caro.	72 <b>74</b>	
									308	A South Carolina St.	47 <b>60</b>	
									316	A Charleston So.	64 <b>74</b>	
									349	H N.C. Central	60 37	
LAST 12 Division I GAMES:												
216	A Furman	64 <b>70</b>	289	A UNCG	58 56							
63	A Chattanooga	48 <b>65</b>	216	H Furman	61 <b>70</b>							
140	A ETSU	69 <b>70</b>	140	H ETSU	54 <b>70</b>							
123	H Samford	39 <b>58</b>	63	H Chattanooga	40 <b>53</b>							
120	H Mercer	61 <b>70</b>	299	H Kennesaw St.	70 59							
303	A Western Caro.	72 <b>74</b>	297	A Coastal Caro.	69 <b>83</b>							

Non-Div I Games: Montreat 83 48 Bluefield Col. 69 58

Wofford

Loss, Non-Conf, S Site, H Home A Away N Neutral



Average RPI Win:	222	WON-LOST	WINNING	LAST 10	STRENGTH OF	OPP. STRENGTH	TEAM	ADJ.	CONF.	ADJ CONF.
Average RPI Loss:	71	RECORD	PCT. RANK	GAMES	SCHEDULE	OF SCHEDULE	RPI	RPI	RPI	RPI
DIV. I ONLY	17- 6	53	7- 3	189	130	93	93	14	14	
DIV. I NON-CONF.	8- 3	77	0- 0	268	89	130	130	16	16	
TOTALS	RPI 1-25	RPI 26-50	W-L RECORDS	RPI 51-100	RPI 101-150	RPI 150+				
17- 6	0- 1	1- 2	OVERALL	0- 1	0- 1	16- 1				
7- 3	0- 1	0- 1	HOME	0- 0	0- 0	7- 1				
8- 2	0- 0	0- 1	AWAY	0- 0	0- 1	8- 0				
2- 1	0- 0	1- 0	NEUTRAL	0- 1	0- 0	1- 0				
8- 3	0- 0	1- 2	NON-CONFERENCE	0- 1	0- 0	7- 0				
4- 1	0- 0	0- 1	HOME	0- 0	0- 0	4- 0				
2- 1	0- 0	0- 1	AWAY	0- 0	0- 0	2- 0				
2- 1	0- 0	1- 0	NEUTRAL	0- 1	0- 0	1- 0				
9- 3	0- 1	0- 0	CONFERENCE	0- 0	0- 1	9- 1				
3- 2	0- 1	0- 0	HOME	0- 0	0- 0	3- 1				
6- 1	0- 0	0- 0	AWAY	0- 0	0- 1	6- 0				
0- 0	0- 0	0- 0	NEUTRAL	0- 0	0- 0	0- 0				

RPI 1-25				RPI 26-50				RPI 51-100 Team's RPI: 93				RPI 101+			
RPI	S	Opponent	Score	RPI	S	Opponent	Score	RPI	S	Opponent	Score	RPI	S	Opponent	Score
23	H	Green Bay	58 63	26	H	Georgia	57 63	57	N	Iowa	77 83	105	A	Youngstown St.	69 72
				27	N	George Washington	77 71					155	A	Northern Ky.	76 65
				29	A	Miami (FL)	67 80					155	H	Northern Ky.	66 61
												177	A	Detroit	89 71
												184	H	Milwaukee	60 82
												195	H	Butler	66 53
												201	A	Eastern Ky.	71 69
												205	A	Oakland	77 72
												211	A	Ill.-Chicago	80 72
												211	H	Ill.-Chicago	73 62
												230	A	Valparaiso	65 54
												230	H	Valparaiso	80 63
												261	N	Houston	75 61
												268	H	Austin Peay	77 56
												294	A	Cleveland St.	93 65
												305	H	Southeastern La.	106 72
												315	A	Kent St.	73 68
												335	H	Lipscomb	92 65
LAST 12 Division I GAMES:															
155	A	Northern Ky.	76 65	184	H	Milwaukee	60 82								
211	A	Ill.-Chicago	80 72	205	A	Oakland	77 72								
230	A	Valparaiso	65 54	177	A	Detroit	89 71								
294	A	Cleveland St.	93 65	155	H	Northern Ky.	66 61								
105	A	Youngstown St.	69 72	230	H	Valparaiso	80 63								
23	H	Green Bay	58 63	211	H	Ill.-Chicago	73 62								

Non-Div I Games: Mt. St. Joseph 117 26 Cincinnati Christian 107 44

Wright St.

Loss, Non-Conf, S Site, H Home A Away N Neutral

Average RPI Win:	254	WON-LOST	WINNING	LAST 10	STRENGTH OF	OPP. STRENGTH	TEAM	ADJ.	CONF.	ADJ CONF.
Average RPI Loss:	162	RECORD	PCT. RANK	GAMES	SCHEDULE	OF SCHEDULE	RPI	RPI	RPI	RPI
DIV. I ONLY	11- 11	167	3- 7	287	239	234	234	19	19	
DIV. I NON-CONF.	6- 3	99	0- 0	218	285	131	131	20	20	
TOTALS	RPI 1-25	RPI 26-50	W-L RECORDS	RPI 51-100	RPI 101-150	RPI 150+				
11- 11	0- 0	0- 1	OVERALL	0- 2	1- 3	10- 5				
8- 4	0- 0	0- 0	HOME	0- 1	1- 1	7- 2				
3- 7	0- 0	0- 1	AWAY	0- 1	0- 2	3- 3				
0- 0	0- 0	0- 0	NEUTRAL	0- 0	0- 0	0- 0				
6- 3	0- 0	0- 0	NON-CONFERENCE	0- 2	0- 1	6- 0				
4- 1	0- 0	0- 0	HOME	0- 1	0- 0	4- 0				
2- 2	0- 0	0- 0	AWAY	0- 1	0- 1	2- 0				
0- 0	0- 0	0- 0	NEUTRAL	0- 0	0- 0	0- 0				
5- 8	0- 0	0- 1	CONFERENCE	0- 0	1- 2	4- 5				
4- 3	0- 0	0- 0	HOME	0- 0	1- 1	3- 2				
1- 5	0- 0	0- 1	AWAY	0- 0	0- 1	1- 3				
0- 0	0- 0	0- 0	NEUTRAL	0- 0	0- 0	0- 0				

RPI S	Opponent	Score	RPI S	Opponent	Score	RPI S	Opponent	Score	RPI S	Opponent	Score	Team's RPI: 234
			45	A Colorado St.	42 63	56	H St. Mary's (CA)	64 70	132	A Idaho	57 61	
						97	A Gonzaga	57 61	137	A Boise St.	49 58	
									137	H Boise St.	82 58	
									149	H Fresno St.	42 49	
									160	H Montana St.	75 69	
									178	H Colorado	77 68	
									180	A UNLV	37 66	
									186	H New Mexico	66 48	
									190	H San Jose St.	66 67	
									210	H Montana	68 61	
									215	A Utah St.	75 84	
									250	H San Diego St.	77 84	
									260	H UC Santa Barbara	76 67	
									310	A Denver	75 64	
									329	A Nevada	65 68	
									329	H Nevada	68 53	
									337	A Cal St. Fullerton	61 56	
									343	A Air Force	67 45	
									343	H Air Force	84 56	
LAST 12 Division I GAMES:												
137	H Boise St.	82 58	329	A Nevada	65 68							
215	A Utah St.	75 84	186	H New Mexico	66 48							
343	H Air Force	84 56	190	H San Jose St.	66 67							
45	A Colorado St.	42 63	180	A UNLV	37 66							
149	H Fresno St.	42 49	343	A Air Force	67 45							
137	A Boise St.	49 58	329	H Nevada	68 53							

Non-Div I Games: Chadron St. 81 53

Wyoming

Average RPI Win:	219	WON-LOST	WINNING	LAST 10	STRENGTH OF	OPP. STRENGTH	TEAM	ADJ.	CONF.	ADJ CONF.
Average RPI Loss:	60	RECORD	PCT. RANK	GAMES	SCHEDULE	OF SCHEDULE	RPI	RPI	RPI	RPI
DIV. I ONLY	17- 8	76	5- 5	272	75	136	136	6	6	
DIV. I NON-CONF.	9- 2	37	0- 0	336	231	191	191	6	6	
TOTALS	RPI 1-25	RPI 26-50	W-L RECORDS	RPI 51-100	RPI 101-150	RPI 150+				
17- 8	0- 2	0- 2	OVERALL	3- 3	1- 1	13- 0				
15- 2	0- 1	0- 0	HOME	3- 1	1- 0	11- 0				
2- 6	0- 0	0- 0	AWAY	0- 0	0- 0	2- 0				
0- 0	0- 0	0- 0	NEUTRAL	0- 0	0- 0	0- 0				
9- 2	0- 0	0- 0	NON-CONFERENCE	0- 2	0- 0	9- 0				
9- 1	0- 0	0- 0	HOME	0- 1	0- 0	9- 0				
0- 1	0- 0	0- 0	AWAY	0- 1	0- 0	0- 0				
0- 0	0- 0	0- 0	NEUTRAL	0- 0	0- 0	0- 0				
8- 6	0- 2	0- 2	CONFERENCE	3- 1	1- 1	4- 0				
6- 1	0- 1	0- 0	HOME	3- 0	1- 0	2- 0				
2- 5	0- 1	0- 2	AWAY	0- 1	0- 1	2- 0				
0- 0	0- 0	0- 0	NEUTRAL	0- 0	0- 0	0- 0				

RPI 1-25				RPI 26-50				RPI 51-100				RPI 101+ Team's RPI: 136			
RPI	S	Opponent	Score	RPI	S	Opponent	Score	RPI	S	Opponent	Score	RPI	S	Opponent	Score
20	A	DePaul	52 82	34	A	Seton Hall	66 82	54	H	Villanova	74 67	142	A	Creighton	47 74
20	H	DePaul	53 70	42	A	St. John's (NY)	41 57	65	A	Michigan	54 92	142	H	Creighton	57 55
								72	H	Middle Tenn.	53 62	194	H	Radford	63 56
								82	A	Marquette	69 74	195	A	Butler	73 63
								82	H	Marquette	71 66	195	H	Butler	55 47
								85	H	Georgetown	59 54	219	H	Cincinnati	65 56
												229	H	Binghamton	64 55
												255	A	Providence	62 54
												255	H	Providence	72 47
												275	H	Tennessee Tech	64 47
												296	H	UMES	61 56
												299	H	Kennesaw St.	62 59
												305	H	Southeastern La.	67 27
												318	H	Evansville	65 57
												326	H	Howard	70 47
LAST 12 Division I GAMES:															
82	A	Marquette	69 74	34	A	Seton Hall	66 82								
20	A	DePaul	52 82	20	H	DePaul	53 70								
142	H	Creighton	57 55	82	H	Marquette	71 66								
255	H	Providence	72 47	255	A	Providence	62 54								
195	H	Butler	55 47	142	A	Creighton	47 74								
42	A	St. John's (NY)	41 57	195	A	Butler	73 63								

Non-Div I Games:

Xavier

Average RPI Win:	232	WON-LOST	WINNING	LAST 10	STRENGTH OF	OPP. STRENGTH	TEAM	ADJ.	CONF.	ADJ CONF.
Average RPI Loss:	94	RECORD	PCT. RANK	GAMES	SCHEDULE	OF SCHEDULE	RPI	RPI	RPI	RPI
DIV. I ONLY	10- 14	224	3- 7	66	178	158	158	10	10	
DIV. I NON-CONF.	8- 8	160	1- 3	95	180	137	137	11	11	
TOTALS	RPI 1-25	RPI 26-50	W-L RECORDS	RPI 51-100	RPI 101-150	RPI 150+				
10- 14	0- 0	0- 5	OVERALL	0- 4	2- 2	8- 3				
7- 3	0- 0	0- 0	HOME	0- 1	1- 1	6- 1				
1- 10	0- 0	0- 4	AWAY	0- 3	0- 1	1- 2				
2- 1	0- 0	0- 1	NEUTRAL	0- 0	1- 0	1- 0				
8- 8	0- 0	0- 3	NON-CONFERENCE	0- 4	2- 1	6- 0				
6- 1	0- 0	0- 0	HOME	0- 1	1- 0	5- 0				
0- 6	0- 0	0- 2	AWAY	0- 3	0- 1	0- 0				
2- 1	0- 0	0- 1	NEUTRAL	0- 0	1- 0	1- 0				
2- 6	0- 0	0- 2	CONFERENCE	0- 0	0- 1	2- 3				
1- 2	0- 0	0- 0	HOME	0- 0	0- 1	1- 1				
1- 4	0- 0	0- 2	AWAY	0- 0	0- 0	1- 2				
0- 0	0- 0	0- 0	NEUTRAL	0- 0	0- 0	0- 0				

RPI S	Opponent	Score	RPI S	Opponent	Score	RPI S	Opponent	Score	RPI S	Opponent	Score	Team's RPI: 158
36	A Penn	49 68	37	N West Virginia	60 70	52	A Dayton	75 81	111	N Iona	63 48	
38	A Princeton	50 65	38	A Princeton	50 65	53	A Albany (NY)	70 74	113	A Boston College	60 73	
42	A St. John's (NY)	56 69	42	A St. John's (NY)	56 69	71	H Army West Point	61 65	118	H Harvard	69 72	
47	A Indiana	60 76	47	A Indiana	60 76	100	A North Carolina	63 70	139	H Stony Brook	62 57	
									152	A Cornell	63 74	
									193	A Brown	48 39	
									193	H Brown	81 54	
									220	A Columbia	71 77	
									227	H Manhattan	62 36	
									232	H Dartmouth	63 68	
									242	H New Hampshire	63 46	
									245	H Holy Cross	69 59	
									311	N Fairleigh Dickinson	77 58	
									314	H Illinois St.	60 47	
									344	H Wagner	78 60	
LAST 12 Division I GAMES:												
118	H Harvard	69 72	193	A Brown	48 39							
232	H Dartmouth	63 68	193	H Brown	81 54							
152	A Cornell	63 74	113	A Boston College	60 73							
220	A Columbia	71 77	242	H New Hampshire	63 46							
38	A Princeton	50 65	53	A Albany (NY)	70 74							
36	A Penn	49 68	47	A Indiana	60 76							

Non-Div I Games: Albertus Magnus 67 34

Yale

Loss, Non-Conf, S Site, H Home A Away N Neutral

Average RPI Win:	202	WON-LOST	WINNING	LAST 10	STRENGTH OF	OPP. STRENGTH	TEAM	ADJ.	CONF.	ADJ CONF.
Average RPI Loss:	144	RECORD	PCT. RANK	GAMES	SCHEDULE	OF SCHEDULE	RPI	RPI	RPI	RPI
DIV. I ONLY	14- 8	94	4- 6	140	189	105	105	14	14	
DIV. I NON-CONF.	7- 2	57	0- 0	278	214	108	108	16	16	
TOTALS	RPI 1-25	RPI 26-50	W-L RECORDS	RPI 51-100	RPI 101-150	RPI 150+				
14- 8	0- 2	0- 0	OVERALL	2- 0	0- 2	12- 4				
8- 3	0- 1	0- 0	HOME	1- 0	0- 0	7- 2				
6- 5	0- 1	0- 0	AWAY	1- 0	0- 2	5- 2				
0- 0	0- 0	0- 0	NEUTRAL	0- 0	0- 0	0- 0				
7- 2	0- 0	0- 0	NON-CONFERENCE	1- 0	0- 2	6- 0				
5- 0	0- 0	0- 0	HOME	0- 0	0- 0	5- 0				
2- 2	0- 0	0- 0	AWAY	1- 0	0- 2	1- 0				
0- 0	0- 0	0- 0	NEUTRAL	0- 0	0- 0	0- 0				
7- 6	0- 2	0- 0	CONFERENCE	1- 0	0- 0	6- 4				
3- 3	0- 1	0- 0	HOME	1- 0	0- 0	2- 2				
4- 3	0- 1	0- 0	AWAY	0- 0	0- 0	4- 2				
0- 0	0- 0	0- 0	NEUTRAL	0- 0	0- 0	0- 0				

RPI 1-25				RPI 26-50				RPI 51-100				RPI 101+ Team's RPI: 105			
RPI	S	Opponent	Score	RPI	S	Opponent	Score	RPI	S	Opponent	Score	RPI	S	Opponent	Score
23	A	Green Bay	35 69					88	A	Bucknell	55 47	119	A	Akron	49 74
23	H	Green Bay	60 68					93	H	Wright St.	72 69	130	A	Penn St.	51 68
												155	H	Northern Ky.	77 88
												177	A	Detroit	72 70
												177	H	Detroit	68 69
												184	A	Milwaukee	70 62
												184	H	Milwaukee	69 67
												194	H	Radford	54 53
												197	H	Robert Morris	55 46
												203	H	Canisius	53 51
												205	A	Oakland	96 77
												205	H	Oakland	67 63
												211	A	Ill.-Chicago	69 64
												230	A	Valparaiso	60 65
												265	H	Tennessee St.	69 58
												294	A	Cleveland St.	68 75
												304	A	Niagara	71 54
												315	H	Kent St.	91 61
LAST 12 Division I GAMES:															
184	A	Milwaukee	70 62	230	A	Valparaiso	60 65								
23	A	Green Bay	35 69	211	A	Ill.-Chicago	69 64								
177	H	Detroit	68 69	294	A	Cleveland St.	68 75								
205	H	Oakland	67 63	23	H	Green Bay	60 68								
155	H	Northern Ky.	77 88	184	H	Milwaukee	69 67								
93	H	Wright St.	72 69	177	A	Detroit	72 70								

Non-Div I Games: Lake Erie 89 61 Salem Int'l 80 40

Youngstown St.

Loss, Non-Conf, S Site, H Home A Away N Neutral