

Average RPI Win:	285	WON-LOST	WINNING	LAST 10	STRENGTH OF	OPP. STRENGTH	TEAM	ADJ.	CONF.	ADJ CONF.
Average RPI Loss:	203	RECORD	PCT. RANK	GAMES	SCHEDULE	OF SCHEDULE	RPI	RPI	RPI	RPI
DIV. I ONLY	7- 15	271	5- 5	320	292	326	326	28	28	
DIV. I NON-CONF.	2- 7	280	0- 0	250	284	323	323	26	26	
TOTALS	RPI 1-25	RPI 26-50	W-L RECORDS	RPI 51-100	RPI 101-150	RPI 150+				
7- 15	0- 0	0- 0	OVERALL	0- 1	0- 2	7- 12				
5- 8	0- 0	0- 0	HOME	0- 0	0- 1	5- 7				
2- 6	0- 0	0- 0	AWAY	0- 0	0- 1	2- 5				
0- 1	0- 0	0- 0	NEUTRAL	0- 1	0- 0	0- 0				
2- 7	0- 0	0- 0	NON-CONFERENCE	0- 1	0- 0	2- 6				
2- 4	0- 0	0- 0	HOME	0- 0	0- 0	2- 4				
0- 2	0- 0	0- 0	AWAY	0- 0	0- 0	0- 2				
0- 1	0- 0	0- 0	NEUTRAL	0- 1	0- 0	0- 0				
5- 8	0- 0	0- 0	CONFERENCE	0- 0	0- 2	5- 6				
3- 4	0- 0	0- 0	HOME	0- 0	0- 1	3- 3				
2- 4	0- 0	0- 0	AWAY	0- 0	0- 1	2- 3				
0- 0	0- 0	0- 0	NEUTRAL	0- 0	0- 0	0- 0				

RPI 1-25			RPI 26-50			RPI 51-100			RPI 101+			Team's RPI: 326					
RPI	S	Opponent	Score	RPI	S	Opponent	Score	RPI	S	Opponent	Score	RPI	S	Opponent	Score		
								100	N	New Mexico St.	51	70	123	A	Northwestern St.	43	60
													125	H	Central Ark.	55	66
													165	A	Fordham	49	67
													168	A	McNeese St.	51	72
													174	H	East Carolina	46	82
													180	H	UNLV	51	65
													197	H	Cal Poly	45	56
													207	H	UTRGV	49	46
													233	A	Stephen F. Austin	59	72
													233	H	Stephen F. Austin	66	71
													236	H	Sam Houston St.	81	71
													238	A	Texas Southern	43	51
													242	H	Rice	60	55
													249	H	Houston Baptist	59	73
													261	H	Houston	73	76
													278	A	Lamar	70	75
													305	H	Southeastern La.	69	67
													322	A	Incarinate Word	57	56
													323	H	Nicholls St.	62	64
													341	A	New Orleans	75	64
													341	H	New Orleans	73	59
LAST 12 Division I GAMES:																	
				233	A	Stephen F. Austin	59	72		341	H	New Orleans	73	59			
				341	A	New Orleans	75	64		305	H	Southeastern La.	69	67			
				236	H	Sam Houston St.	81	71		323	H	Nicholls St.	62	64			
				249	H	Houston Baptist	59	73		123	A	Northwestern St.	43	60			
				233	H	Stephen F. Austin	66	71		168	A	McNeese St.	51	72			
				322	A	Incarinate Word	57	56		278	A	Lamar	70	75			

Non-Div I Games: Western N.M. 57 42 Angelo St. 80 85

Division I				Through Games of Feb. 15, 1910						
Average RPI Win:	218	WON-LOST	WINNING	LAST 10	STRENGTH OF	OPP. STRENGTH	TEAM	ADJ.	CONF.	ADJ CONF.
Average RPI Loss:	153	RECORD	PCT. RANK	GAMES	SCHEDULE	OF SCHEDULE	RPI	RPI	RPI	RPI
DIV. I ONLY	16- 3	18	9- 1	233	245	61	61	28	28	
DIV. I NON-CONF.	5- 2	86	0- 0	78	131	33	33	26	26	
TOTALS	RPI 1-25	RPI 26-50	W-L RECORDS	RPI 51-100	RPI 101-150	RPI 150+				
16- 3	0- 0	0- 1	OVERALL	0- 0	4- 1	12- 1				
6- 0	0- 0	0- 0	HOME	0- 0	1- 0	5- 0				
8- 3	0- 0	0- 1	AWAY	0- 0	2- 1	6- 1				
2- 0	0- 0	0- 0	NEUTRAL	0- 0	1- 0	1- 0				
5- 2	0- 0	0- 1	NON-CONFERENCE	0- 0	2- 1	3- 0				
1- 0	0- 0	0- 0	HOME	0- 0	0- 0	1- 0				
2- 2	0- 0	0- 1	AWAY	0- 0	1- 1	1- 0				
2- 0	0- 0	0- 0	NEUTRAL	0- 0	1- 0	1- 0				
11- 1	0- 0	0- 0	CONFERENCE	0- 0	2- 0	9- 1				
5- 0	0- 0	0- 0	HOME	0- 0	1- 0	4- 0				
6- 1	0- 0	0- 0	AWAY	0- 0	1- 0	5- 1				
0- 0	0- 0	0- 0	NEUTRAL	0- 0	0- 0	0- 0				

RPI 1-25				RPI 26-50				RPI 51-100				Team's RPI: 61				RPI 101+			
RPI	S	Opponent	Score	RPI	S	Opponent	Score	RPI	S	Opponent	Score	RPI	S	Opponent	Score	RPI	S	Opponent	Score
				48	A	Kansas St.	45 76					106	N	Eastern Mich.	83 59				
												123	H	Northwestern St.	67 46				
												125	A	Central Ark.	61 49				
												132	A	Idaho	71 59				
												133	A	Texas Tech	65 71				
												168	H	McNeese St.	79 62				
												175	A	Eastern Wash.	72 60				
												228	N	Grand Canyon	75 71				
												233	A	Stephen F. Austin	85 70				
												236	A	Sam Houston St.	87 76				
												236	H	Sam Houston St.	67 55				
												246	H	UTSA	79 60				
												249	H	Houston Baptist	77 60				
												278	A	Lamar	54 63				
												278	H	Lamar	90 62				
												305	A	Southeastern La.	88 72				
												322	A	Incarnate Word	86 71				
												323	A	Nicholls St.	71 68				
LAST 12 Division I GAMES:																			
				236	H	Sam Houston St.	67 55					236	A	Sam Houston St.	87 76				
				305	A	Southeastern La.	88 72					233	A	Stephen F. Austin	85 70				
				278	A	Lamar	54 63					168	H	McNeese St.	79 62				
				278	H	Lamar	90 62					323	A	Nicholls St.	71 68				
				249	H	Houston Baptist	77 60					123	H	Northwestern St.	67 46				
				322	A	Incarnate Word	86 71					125	A	Central Ark.	61 49				

Non-Div I Games:	Southwest (NM)	91	39	Schreiner	79	51	Wayland Baptist	96	71	Missouri Valley	96	35
------------------	----------------	----	----	-----------	----	----	-----------------	----	----	-----------------	----	----

Abilene Christian

■ Loss, ■ Non-Conf, S Site, H Home A Away N Neutral

Air Force

Through Games Of Feb. 15, 2016

Average RPI Win:	329	WON-LOST	WINNING	LAST 10	STRENGTH OF	OPP. STRENGTH	TEAM	ADJ.	CONF.	ADJ CONF.
Average RPI Loss:	187	RECORD	PCT. RANK	GAMES	SCHEDULE	OF SCHEDULE	RPI	RPI	RPI	RPI
DIV. I ONLY	1- 23	349	1- 9	262	215	343	343	19	19	
DIV. I NON-CONF.	0- 11	338	0- 0	225	241	340	340	20	20	
TOTALS	RPI 1-25	RPI 26-50	W-L RECORDS	RPI 51-100	RPI 101-150	RPI 150+				
1- 23	0- 0	0- 1	OVERALL	0- 3	0- 3	1- 16				
1- 9	0- 0	0- 0	HOME	0- 0	0- 1	1- 8				
0- 14	0- 0	0- 1	AWAY	0- 3	0- 2	0- 8				
0- 0	0- 0	0- 0	NEUTRAL	0- 0	0- 0	0- 0				
0- 11	0- 0	0- 0	NON-CONFERENCE	0- 3	0- 1	0- 7				
0- 3	0- 0	0- 0	HOME	0- 0	0- 1	0- 2				
0- 8	0- 0	0- 0	AWAY	0- 3	0- 0	0- 5				
0- 0	0- 0	0- 0	NEUTRAL	0- 0	0- 0	0- 0				
1- 12	0- 0	0- 1	CONFERENCE	0- 0	0- 2	1- 9				
1- 6	0- 0	0- 0	HOME	0- 0	0- 0	1- 6				
0- 6	0- 0	0- 1	AWAY	0- 0	0- 2	0- 3				
0- 0	0- 0	0- 0	NEUTRAL	0- 0	0- 0	0- 0				

RPI S	Opponent	Score	RPI S	Opponent	Score	RPI S	Opponent	Score	RPI S	Opponent	Score	Team's RPI: 343
			45 A	Colorado St.	47 71	55 A	Santa Clara	34 68	106 H	Eastern Mich.	59 72	
						71 A	Vanderbilt	29 86	136 A	Boise St.	48 61	
						97 A	Gonzaga	35 88	148 A	Fresno St.	46 70	
									164 A	George Mason	52 69	
									175 A	Eastern Wash.	44 65	
									180 H	UNLV	56 60	
									187 H	New Mexico	33 63	
									189 A	UC Davis	40 66	
									190 A	San Jose St.	60 81	
									190 H	San Jose St.	49 72	
									215 H	Utah St.	53 66	
									228 H	Grand Canyon	39 73	
									234 A	Wyoming	56 84	
									234 H	Wyoming	45 67	
									247 H	San Diego St.	66 69	
									250 A	Navy	46 64	
									310 H	Denver	48 57	
									329 A	Nevada	57 68	
									329 H	Nevada	59 53	
									330 A	Southern Utah	56 75	
LAST 12 Division I GAMES:												
247 H	San Diego St.	66 69	148 A	Fresno St.	46 70							
329 H	Nevada	59 53	45 A	Colorado St.	47 71							
136 A	Boise St.	48 61	180 H	UNLV	56 60							
234 A	Wyoming	56 84	215 H	Utah St.	53 66							
190 H	San Jose St.	49 72	329 A	Nevada	57 68							
187 H	New Mexico	33 63	234 H	Wyoming	45 67							

Non-Div I Games:

Air Force

Loss, Non-Conf, S Site, H Home A Away N Neutral

Average RPI Win: 186	WON-LOST	WINNING	LAST 10	STRENGTH OF	OPP. STRENGTH	TEAM	ADJ.	CONF.	ADJ CONF.
Average RPI Loss: 111	RECORD	PCT. RANK	GAMES	SCHEDULE	OF SCHEDULE	RPI	RPI	RPI	RPI
DIV. I ONLY	11- 11	167	5- 5	83	126	119	119	11	11
DIV. I NON-CONF.	5- 5	160	0- 0	187	109	164	164	13	13
TOTALS	RPI 1-25	RPI 26-50	W-L RECORDS	RPI 51-100	RPI 101-150	RPI 150+			
11- 11	0- 0	0- 1	OVERALL	0- 5	5- 2	6- 3			
6- 3	0- 0	0- 0	HOME	0- 2	3- 0	3- 1			
5- 6	0- 0	0- 1	AWAY	0- 3	2- 1	3- 1			
0- 2	0- 0	0- 0	NEUTRAL	0- 0	0- 1	0- 1			
5- 5	0- 0	0- 0	NON-CONFERENCE	0- 2	1- 1	4- 2			
3- 1	0- 0	0- 0	HOME	0- 1	1- 0	2- 0			
2- 2	0- 0	0- 0	AWAY	0- 1	0- 0	2- 1			
0- 2	0- 0	0- 0	NEUTRAL	0- 0	0- 1	0- 1			
6- 6	0- 0	0- 1	CONFERENCE	0- 3	4- 1	2- 1			
3- 2	0- 0	0- 0	HOME	0- 1	2- 0	1- 1			
3- 4	0- 0	0- 1	AWAY	0- 2	2- 1	1- 0			
0- 0	0- 0	0- 0	NEUTRAL	0- 0	0- 0	0- 0			

RPI 1-25	RPI 26-50	RPI 51-100	RPI 101+	Team's RPI: 119
RPI S Opponent Score	RPI S Opponent Score	RPI S Opponent Score	RPI S Opponent Score	
	28 Ohio 55 75	60 FGCU 64 82	105 Youngstown St. 74 49	
		68 Central Mich. 60 81	106 Eastern Mich. 68 65	
		68 Central Mich. 77 97	106 Eastern Mich. 75 72	
		81 Ball St. 71 78	114 Toledo 81 71	
		83 San Diego 65 86	117 Western Mich. 65 69	
			121 N UNI 51 59	
			134 Buffalo 69 61	
			155 Northern Ky. 77 75	
			169 N Northern Colo. 65 78	
			171 Fla. Atlantic 77 91	
			229 Valparaiso 85 74	
			252 Bowling Green 71 55	
			258 Northern Ill. 58 65	
			264 Miami (OH) 77 65	
			273 UCF 74 54	
			313 Winthrop 76 59	
LAST 12 Division I GAMES:				
	117 Western Mich. 65 69	114 Toledo 81 71		
	264 Miami (OH) 77 65	134 Buffalo 69 61		
	81 Ball St. 71 78	252 Bowling Green 71 55		
	106 Eastern Mich. 75 72	68 Central Mich. 77 97		
	28 Ohio 55 75	106 Eastern Mich. 68 65		
	68 Central Mich. 60 81	258 Northern Ill. 58 65		

Non-Div I Games: Rochester College 103 37

Akron

Loss, Non-Conf, S Site, Home Away N Neutral

Alabama

Through Games Of Feb. 15, 2016

Average RPI Win:	220	WON-LOST	WINNING	LAST 10	STRENGTH OF	OPP. STRENGTH	TEAM	ADJ.	CONF.	ADJ CONF.
Average RPI Loss:	47	RECORD	PCT. RANK	GAMES	SCHEDULE	OF SCHEDULE	RPI	RPI	RPI	RPI
DIV. I ONLY	14- 11	138	2- 8	155	77	146	146	2	2	
DIV. I NON-CONF.	11- 2	28	0- 0	323	299	132	132	2	2	
TOTALS	RPI 1-25	RPI 26-50	W-L RECORDS	RPI 51-100	RPI 101-150	RPI 150+				
14- 11	0- 4	1- 3	OVERALL	2- 4	1- 0	10- 0				
12- 3	0- 1	1- 1	HOME	1- 1	1- 0	9- 0				
0- 8	0- 3	0- 2	AWAY	0- 3	0- 0	0- 0				
2- 0	0- 0	0- 0	NEUTRAL	1- 0	0- 0	1- 0				
11- 2	0- 0	0- 0	NON-CONFERENCE	2- 2	0- 0	9- 0				
9- 0	0- 0	0- 0	HOME	1- 0	0- 0	8- 0				
0- 2	0- 0	0- 0	AWAY	0- 2	0- 0	0- 0				
2- 0	0- 0	0- 0	NEUTRAL	1- 0	0- 0	1- 0				
3- 9	0- 4	1- 3	CONFERENCE	0- 2	1- 0	1- 0				
3- 3	0- 1	1- 1	HOME	0- 1	1- 0	1- 0				
0- 6	0- 3	0- 2	AWAY	0- 1	0- 0	0- 0				
0- 0	0- 0	0- 0	NEUTRAL	0- 0	0- 0	0- 0				

RPI 1-25				RPI 26-50				RPI 51-100				RPI 101+ Team's RPI: 146			
RPI	S	Opponent	Score	RPI	S	Opponent	Score	RPI	S	Opponent	Score	RPI	S	Opponent	Score
14	H	Texas A&M	56 59	26	H	Georgia	64 50	71	A	Vanderbilt	52 67	124	H	LSU	62 45
15	A	Tennessee	42 70	33	A	Missouri	52 63	71	H	Vanderbilt	48 54	162	H	Ole Miss	48 37
18	A	Kentucky	48 73	49	A	Auburn	59 72	74	N	Middle Tenn.	64 46	186	H	Grambling	72 57
22	A	Florida	72 80	49	H	Auburn	55 59	84	A	Georgia Tech	58 70	220	N	Utah Valley	67 60
								87	H	Georgetown	78 66	257	H	Appalachian St.	93 59
								96	A	UT Martin	65 83	271	H	Georgia St.	72 56
												319	H	North Florida	69 47
												320	H	Alcorn	97 50
												335	H	Lipscomb	68 49
												345	H	Alabama A&M	96 44
												348	H	Mississippi Val.	98 35
LAST 12 Division I GAMES:															
				33	A	Missouri	52 63	22	A	Florida	72 80				
				49	H	Auburn	55 59	26	H	Georgia	64 50				
				162	H	Ole Miss	48 37	49	A	Auburn	59 72				
				15	A	Tennessee	42 70	71	H	Vanderbilt	48 54				
				14	H	Texas A&M	56 59	18	A	Kentucky	48 73				
				71	A	Vanderbilt	52 67	124	H	LSU	62 45				

Non-Div I Games:

Alabama

■ Loss,
 ■ Non-Conf,
 ■ S Site,
 ■ H Home
 ■ A Away
 N Neutral

Average RPI Win:	345	WON-LOST	WINNING	LAST 10	STRENGTH OF	OPP. STRENGTH	TEAM	ADJ.	CONF.	ADJ CONF.
Average RPI Loss:	218	RECORD	PCT. RANK	GAMES	SCHEDULE	OF SCHEDULE	RPI	RPI	RPI	RPI
DIV. I ONLY	3- 18	333	3- 7	319	347	345	345	32	32	
DIV. I NON-CONF.	0- 9	338	0- 0	150	279	331	331	31	31	
TOTALS	RPI 1-25	RPI 26-50	W-L RECORDS	RPI 51-100	RPI 101-150	RPI 150+				
3- 18	0- 0	0- 0	OVERALL	0- 1	0- 4	3- 13				
2- 8	0- 0	0- 0	HOME	0- 1	0- 2	2- 5				
1- 10	0- 0	0- 0	AWAY	0- 0	0- 2	1- 8				
0- 0	0- 0	0- 0	NEUTRAL	0- 0	0- 0	0- 0				
0- 9	0- 0	0- 0	NON-CONFERENCE	0- 1	0- 4	0- 4				
0- 5	0- 0	0- 0	HOME	0- 1	0- 2	0- 2				
0- 4	0- 0	0- 0	AWAY	0- 0	0- 2	0- 2				
0- 0	0- 0	0- 0	NEUTRAL	0- 0	0- 0	0- 0				
3- 9	0- 0	0- 0	CONFERENCE	0- 0	0- 0	3- 9				
2- 3	0- 0	0- 0	HOME	0- 0	0- 0	2- 3				
1- 6	0- 0	0- 0	AWAY	0- 0	0- 0	1- 6				
0- 0	0- 0	0- 0	NEUTRAL	0- 0	0- 0	0- 0				

RPI 1-25				RPI 26-50				RPI 51-100				RPI 101+ Team's RPI: 345					
RPI	S	Opponent	Score	RPI	S	Opponent	Score	RPI	S	Opponent	Score	RPI	S	Opponent	Score		
								75	H	Saint Louis	60	91	102	H	Belmont	28	78
													122	H	Samford	30	54
													142	A	Marshall	45	81
													146	A	Alabama	44	96
													162	A	Ole Miss	42	103
													181	A	Southern U.	38	77
													186	A	Grambling	56	75
													199	H	Southeast Mo. St.	58	69
													238	H	Texas Southern	38	57
													269	H	Murray St.	59	76
													279	A	Alabama St.	50	86
													279	H	Alabama St.	63	77
													290	H	Prairie View	52	67
													298	A	Morehead St.	69	112
													306	A	Jackson St.	58	59
													320	A	Alcorn	52	68
													338	A	Ark.-Pine Bluff	60	69
													338	H	Ark.-Pine Bluff	78	70
													348	A	Mississippi Val.	84	74
													348	H	Mississippi Val.	79	68
LAST 12 Division I GAMES:																	
279	H	Alabama St.	63	77	320	A	Alcorn	52	68								
348	A	Mississippi Val.	84	74	279	A	Alabama St.	50	86								
338	A	Ark.-Pine Bluff	60	69	348	H	Mississippi Val.	79	68								
238	H	Texas Southern	38	57	338	H	Ark.-Pine Bluff	78	70								
290	H	Prairie View	52	67	306	A	Jackson St.	58	59								
181	A	Southern U.	38	77	186	A	Grambling	56	75								

Non-Div I Games: Tuskegee 66 55

Alabama A&M

■ Loss,
 ■ Non-Conf, S Site,
 ■ Home
 ■ Away
 N Neutral

Average RPI Win:	301	WON-LOST	WINNING	LAST 10	STRENGTH OF	OPP. STRENGTH	TEAM	ADJ.	CONF.	ADJ CONF.
Average RPI Loss:	200	RECORD	PCT. RANK	GAMES	SCHEDULE	OF SCHEDULE	RPI	RPI	RPI	RPI
DIV. I ONLY	11- 9	144	10- 0	346	341	279	279	32	32	
DIV. I NON-CONF.	1- 7	318	0- 0	285	224	339	339	31	31	
TOTALS	RPI 1-25	RPI 26-50	W-L RECORDS	RPI 51-100	RPI 101-150	RPI 150+				
11- 9	0- 0	0- 0	OVERALL	0- 1	0- 1	11- 7				
5- 4	0- 0	0- 0	HOME	0- 0	0- 1	5- 3				
5- 4	0- 0	0- 0	AWAY	0- 1	0- 0	5- 3				
1- 1	0- 0	0- 0	NEUTRAL	0- 0	0- 0	1- 1				
1- 7	0- 0	0- 0	NON-CONFERENCE	0- 1	0- 1	1- 5				
0- 4	0- 0	0- 0	HOME	0- 0	0- 1	0- 3				
0- 2	0- 0	0- 0	AWAY	0- 1	0- 0	0- 1				
1- 1	0- 0	0- 0	NEUTRAL	0- 0	0- 0	1- 1				
10- 2	0- 0	0- 0	CONFERENCE	0- 0	0- 0	10- 2				
5- 0	0- 0	0- 0	HOME	0- 0	0- 0	5- 0				
5- 2	0- 0	0- 0	AWAY	0- 0	0- 0	5- 2				
0- 0	0- 0	0- 0	NEUTRAL	0- 0	0- 0	0- 0				

RPI 1-25			RPI 26-50			RPI 51-100			RPI 101+			Team's RPI: 279
RPI	S	Opponent	Score	RPI	S	Opponent	Score	RPI	S	Opponent	Score	
						84 A Georgia Tech	54 80	122 H Samford		35 54		
								152 A Southern Miss.		44 65		
								179 H Troy		59 73		
								181 A Southern U.		60 59		
								186 A Grambling		69 89		
								208 H South Ala.		43 47		
								217 N Siena		57 53		
								238 H Texas Southern		57 51		
								265 N Tennessee St.		64 74		
								290 H Prairie View		65 54		
								300 H Savannah St.		49 60		
								306 A Jackson St.		69 70		
								320 A Alcorn		52 51		
								338 A Ark.-Pine Bluff		68 53		
								338 H Ark.-Pine Bluff		72 63		
								345 A Alabama A&M		77 63		
								345 H Alabama A&M		86 50		
								348 A Mississippi Val.		79 51		
								348 H Mississippi Val.		100 50		
LAST 12 Division I GAMES:												
345 A		Alabama A&M	77 63	181 A		Southern U.	60 59					
338 A		Ark.-Pine Bluff	68 53	345 H		Alabama A&M	86 50					
348 A		Mississippi Val.	79 51	338 H		Ark.-Pine Bluff	72 63					
290 H		Prairie View	65 54	348 H		Mississippi Val.	100 50					
238 H		Texas Southern	57 51	186 A		Grambling	69 89					
320 A		Alcorn	52 51	306 A		Jackson St.	69 70					

Non-Div I Games: Mobile 71 56

Alabama St.

■ Loss,
 ■ Non-Conf,
 ■ S Site,
 ■ H Home
 ■ A Away
 N Neutral

Average RPI Win:	217	WON-LOST	WINNING	LAST 10	STRENGTH OF	OPP. STRENGTH	TEAM	ADJ.	CONF.	ADJ CONF.
Average RPI Loss:	51	RECORD	PCT. RANK	GAMES	SCHEDULE	OF SCHEDULE	RPI	RPI	RPI	RPI
DIV. I ONLY	21- 4	20	9- 1	188	190	53	53	15	15	
DIV. I NON-CONF.	9- 3	69	0- 0	191	138	59	59	18	18	
TOTALS	RPI 1-25	RPI 26-50	W-L RECORDS	RPI 51-100	RPI 101-150	RPI 150+				
21- 4	0- 1	0- 1	OVERALL	1- 2	2- 0	18- 0				
9- 0	0- 0	0- 0	HOME	1- 0	1- 0	7- 0				
10- 4	0- 1	0- 1	AWAY	0- 2	0- 0	10- 0				
2- 0	0- 0	0- 0	NEUTRAL	0- 0	1- 0	1- 0				
9- 3	0- 1	0- 1	NON-CONFERENCE	0- 1	1- 0	8- 0				
3- 0	0- 0	0- 0	HOME	0- 0	0- 0	3- 0				
4- 3	0- 1	0- 1	AWAY	0- 1	0- 0	4- 0				
2- 0	0- 0	0- 0	NEUTRAL	0- 0	1- 0	1- 0				
12- 1	0- 0	0- 0	CONFERENCE	1- 1	1- 0	10- 0				
6- 0	0- 0	0- 0	HOME	1- 0	1- 0	4- 0				
6- 1	0- 0	0- 0	AWAY	0- 1	0- 0	6- 0				
0- 0	0- 0	0- 0	NEUTRAL	0- 0	0- 0	0- 0				

RPI 1-25				RPI 26-50				RPI 51-100				Team's RPI: 53	RPI 101+			
RPI	S	Opponent	Score	RPI	S	Opponent	Score	RPI	S	Opponent	Score		RPI	S	Opponent	Score
15	A	Tennessee	55 63	39	A	Southern California	67 68	72	A	Army West Point	62 65		114	N	Toledo	63 55
								77	A	Maine	53 65		139	H	Stony Brook	73 54
								77	H	Maine	64 59		158	H	Yale	74 70
													170	A	UMBC	77 42
													170	H	UMBC	63 39
													189	N	UC Davis	80 70
													191	A	Rhode Island	67 58
													203	A	Hartford	78 41
													212	A	Fairfield	62 50
													217	A	Siena	61 42
													230	A	Binghamton	59 47
													230	H	Binghamton	64 58
													243	A	New Hampshire	78 52
													243	H	New Hampshire	85 48
													255	H	Providence	71 58
													267	H	Pepperdine	64 49
													289	A	Vermont	75 40
													289	H	Vermont	72 43
													314	A	UMass Lowell	85 55
													347	A	Boston U.	83 43
LAST 12 Division I GAMES:																
				77	A	Maine	53 65	314	A	UMass Lowell	85 55					
				243	H	New Hampshire	85 48	139	H	Stony Brook	73 54					
				230	H	Binghamton	64 58	230	A	Binghamton	59 47					
				289	A	Vermont	75 40	77	H	Maine	64 59					
				170	H	UMBC	63 39	243	A	New Hampshire	78 52					
				203	A	Hartford	78 41	289	H	Vermont	72 43					

Non-Div I Games:

Albany (NY)

■ Loss,
 ■ Non-Conf, S Site,
 ■ Home
 ■ Away
 N Neutral

A l c o r n

A
l
c
o
r
n

Page 9

Loss, Non-Conf, S Site, H Home A Away N Neutral

Average RPI Win: 267	WON-LOST	WINNING	LAST 10	STRENGTH OF	OPP. STRENGTH	TEAM	ADJ.	CONF.	ADJ CONF.
Average RPI Loss: 145	RECORD	PCT. RANK	GAMES	SCHEDULE	OF SCHEDULE	RPI	RPI	RPI	RPI
DIV. I ONLY	6- 18	290	3- 7	103	275	248	248	26	26
DIV. I NON-CONF.	2- 9	296	0- 0	23	176	199	199	28	28
TOTALS	RPI 1-25	RPI 26-50	W-L RECORDS	RPI 51-100	RPI 101-150	RPI 150+			
6- 18	0- 0	0- 3	OVERALL	0- 6	0- 2	6- 7			
3- 7	0- 0	0- 0	HOME	0- 4	0- 1	3- 2			
3- 11	0- 0	0- 3	AWAY	0- 2	0- 1	3- 5			
0- 0	0- 0	0- 0	NEUTRAL	0- 0	0- 0	0- 0			
2- 9	0- 0	0- 3	NON-CONFERENCE	0- 2	0- 2	2- 2			
1- 3	0- 0	0- 0	HOME	0- 2	0- 1	1- 0			
1- 6	0- 0	0- 3	AWAY	0- 0	0- 1	1- 2			
0- 0	0- 0	0- 0	NEUTRAL	0- 0	0- 0	0- 0			
4- 9	0- 0	0- 0	CONFERENCE	0- 4	0- 0	4- 5			
2- 4	0- 0	0- 0	HOME	0- 2	0- 0	2- 2			
2- 5	0- 0	0- 0	AWAY	0- 2	0- 0	2- 3			
0- 0	0- 0	0- 0	NEUTRAL	0- 0	0- 0	0- 0			

RPI S	Opponent	Score	RPI S	Opponent	Score	RPI S	Opponent	Score	RPI S	Opponent	Score	Team's RPI: 248
27	A George Washington	48 78	67	H Hofstra	51 60	115	H Wake Forest	70 71				
35	A James Madison	45 74	72	A Army West Point	51 87	127	A Pittsburgh	58 76				
38	A Princeton	34 72	72	H Army West Point	42 52	170	A UMBC	46 47				
			89	A Bucknell	54 60	214	A Lehigh	59 55				
			89	H Bucknell	60 66	214	H Lehigh	52 61				
			92	H Elon	54 62	216	A William & Mary	51 62				
						227	H Manhattan	52 48				
						231	A Dartmouth	45 41				
						244	A Holy Cross	54 59				
						256	A Loyola Maryland	46 52				
						291	A Colgate	49 37				
						291	H Colgate	64 56				
						331	H Lafayette	51 60				
						347	A Boston U.	59 63				
						347	H Boston U.	79 33				
LAST 12 Division I GAMES:												
72	A Army West Point	51 87	331	H Lafayette	51 60							
347	H Boston U.	79 33	72	H Army West Point	42 52							
214	H Lehigh	52 61	347	A Boston U.	59 63							
89	A Bucknell	54 60	214	A Lehigh	59 55							
291	H Colgate	64 56	89	H Bucknell	60 66							
244	A Holy Cross	54 59	291	A Colgate	49 37							

Non-Div I Games:

American

■ Loss,
■ Non-Conf,
■ S Site,
■ H Home
■ A Away
N Neutral

Average RPI Win:	209	WON-LOST	WINNING	LAST 10	STRENGTH OF	OPP. STRENGTH	TEAM	ADJ.	CONF.	ADJ CONF.
Average RPI Loss:	169	RECORD	PCT. RANK	GAMES	SCHEDULE	OF SCHEDULE	RPI	RPI	RPI	RPI
DIV. I ONLY	8- 15	255	3- 7	190	203	257	257	16	16	
DIV. I NON-CONF.	3- 6	234	0- 0	179	204	261	261	14	14	
TOTALS	RPI 1-25	RPI 26-50	W-L RECORDS	RPI 51-100	RPI 101-150	RPI 150+				
8- 15	0- 0	0- 1	OVERALL	0- 2	2- 6	6- 6				
6- 4	0- 0	0- 0	HOME	0- 1	2- 1	4- 2				
2- 9	0- 0	0- 1	AWAY	0- 0	0- 5	2- 3				
0- 2	0- 0	0- 0	NEUTRAL	0- 1	0- 0	0- 1				
3- 6	0- 0	0- 0	NON-CONFERENCE	0- 2	1- 2	2- 2				
3- 1	0- 0	0- 0	HOME	0- 1	1- 0	2- 0				
0- 3	0- 0	0- 0	AWAY	0- 0	0- 2	0- 1				
0- 2	0- 0	0- 0	NEUTRAL	0- 1	0- 0	0- 1				
5- 9	0- 0	0- 1	CONFERENCE	0- 0	1- 4	4- 4				
3- 3	0- 0	0- 0	HOME	0- 0	1- 1	2- 2				
2- 6	0- 0	0- 1	AWAY	0- 0	0- 3	2- 2				
0- 0	0- 0	0- 0	NEUTRAL	0- 0	0- 0	0- 0				

RPI S	Opponent	Score	RPI S	Opponent	Score	RPI S	Opponent	Score	RPI S	Opponent	Score	Team's RPI: 257
43	A Arkansas St.	60 83	79	N South Dakota	60 87	101	A North Carolina	59 68	135	A Little Rock	50 67	
			99	H Liberty	68 74	140	H ETSU	70 52	144	A UT Arlington	58 65	
						144	H UT Arlington	45 76	146	A Alabama	59 93	
						149	A La.-Lafayette	51 60	149	H La.-Lafayette	76 59	
						179	A Troy	96 81	201	A Col. of Charleston	50 60	
						205	H Richmond	73 59	208	A South Ala.	55 71	
						211	A Texas St.	76 87	211	H Texas St.	90 71	
						217	H Furman	92 78	271	H Georgia St.	75 80	
						277	H Ga. Southern	50 65	285	A La.-Monroe	57 54	
						285	H La.-Monroe	64 52	327	N Delaware St.	69 76	
LAST 12 Division I GAMES:												
144	A UT Arlington	58 65	277	H Ga. Southern	50 65	271	H Georgia St.	75 80	43	A Arkansas St.	60 83	
211	A Texas St.	76 87	211	H Texas St.	90 71	135	A Little Rock	50 67	211	H Texas St.	90 71	
285	H La.-Monroe	64 52	144	H UT Arlington	45 76							
149	H La.-Lafayette	76 59										
208	A South Ala.	55 71										
179	A Troy	96 81										

Non-Div I Games:

Appalachian St.

■ Loss,
 ■ Non-Conf,
 ■ S Site,
 ■ Home
 ■ A Away
 N Neutral

Average RPI Win:	174	WON-LOST	WINNING	LAST 10	STRENGTH OF	OPP. STRENGTH	TEAM	ADJ.	CONF.	ADJ CONF.
Average RPI Loss:	46	RECORD	PCT. RANK	GAMES	SCHEDULE	OF SCHEDULE	RPI	RPI	RPI	RPI
DIV. I ONLY	11- 15	220	1- 9	36	21	112	112	1	1	
DIV. I NON-CONF.	9- 3	69	0- 0	118	199	69	69	1	1	
<hr/>										
TOTALS	RPI 1-25	RPI 26-50	W-L RECORDS	RPI 51-100	RPI 101-150	RPI 150+				
11- 15	0- 6	0- 2	OVERALL	2- 6	1- 0	8- 1				
8- 5	0- 3	0- 1	HOME	2- 1	0- 0	6- 0				
2- 8	0- 0	0- 0	AWAY	0- 1	1- 0	1- 0				
1- 2	0- 0	0- 0	NEUTRAL	0- 1	0- 0	1- 1				
9- 3	0- 0	0- 0	NON-CONFERENCE	1- 2	1- 0	7- 1				
6- 0	0- 0	0- 0	HOME	1- 0	0- 0	5- 0				
2- 1	0- 0	0- 0	AWAY	0- 1	1- 0	1- 0				
1- 2	0- 0	0- 0	NEUTRAL	0- 1	0- 0	1- 1				
2- 12	0- 6	0- 2	CONFERENCE	1- 4	0- 0	1- 0				
2- 5	0- 3	0- 1	HOME	1- 1	0- 0	1- 0				
0- 7	0- 3	0- 1	AWAY	0- 3	0- 0	0- 0				
0- 0	0- 0	0- 0	NEUTRAL	0- 0	0- 0	0- 0				

RPI 1-25				RPI 26-50				RPI 51-100				RPI 101+ Team's RPI: 112			
RPI	S	Opponent	Score	RPI	S	Opponent	Score	RPI	S	Opponent	Score	RPI	S	Opponent	Score
6	A	Stanford	58 82	30	A	Washington	47 63	58	A	Oregon	54 76	114	A	Toledo	62 59
6	H	Stanford	34 59	39	H	Southern California	57 67	60	N	FGCU	55 57	157	H	Pacific	69 56
7	A	Arizona St.	49 61					70	H	Utah	55 60	159	N	SMU	46 58
7	H	Arizona St.	47 62					73	A	Washington St.	46 67	164	H	George Mason	68 60
9	A	Oregon St.	43 71					78	A	California	56 75	176	H	Louisiana Tech	77 67
10	H	UCLA	39 73					78	H	California	57 52	178	H	Colorado	63 52
								83	A	San Diego	54 59	195	H	Kansas	67 52
								100	H	New Mexico St.	68 64	213	N	Gardner-Webb	79 60
												224	A	North Texas	51 44
												316	H	Howard	65 28
<hr/>															
LAST 12 Division I GAMES:															
78	A	California	56 75	7	H	Arizona St.	47 62								
6	A	Stanford	58 82	7	A	Arizona St.	49 61								
10	H	UCLA	39 73	178	H	Colorado	63 52								
39	H	Southern California	57 67	70	H	Utah	55 60								
58	A	Oregon	54 76	30	A	Washington	47 63								
9	A	Oregon St.	43 71	73	A	Washington St.	46 67								

Non-Div I Games:

Arizona

■ Loss,
 ■ Non-Conf,
 ■ S Site,
 ■ H Home
 ■ A Away
 N Neutral

Average RPI Win:	100	WON-LOST	WINNING	LAST 10	STRENGTH OF	OPP. STRENGTH	TEAM	ADJ.	CONF.	ADJ CONF.
Average RPI Loss:	34	RECORD	PCT. RANK	GAMES	SCHEDULE	OF SCHEDULE	RPI	RPI	RPI	RPI
DIV. I ONLY	22- 4	16	9- 1	14	8	7	7	1	1	
DIV. I NON-CONF.	9- 3	69	0- 0	28	35	30	30	1	1	
TOTALS	RPI 1-25	RPI 26-50	W-L RECORDS	RPI 51-100	RPI 101-150	RPI 150+				
22- 4	5- 3	2- 0	OVERALL	6- 0	3- 1	6- 0				
11- 2	3- 1	1- 0	HOME	3- 0	1- 1	3- 0				
10- 1	2- 1	1- 0	AWAY	3- 0	2- 0	2- 0				
1- 1	0- 1	0- 0	NEUTRAL	0- 0	0- 0	1- 0				
9- 3	2- 2	0- 0	NON-CONFERENCE	1- 0	1- 1	5- 0				
4- 2	1- 1	0- 0	HOME	1- 0	0- 1	2- 0				
4- 0	1- 0	0- 0	AWAY	0- 0	1- 0	2- 0				
1- 1	0- 1	0- 0	NEUTRAL	0- 0	0- 0	1- 0				
13- 1	3- 1	2- 0	CONFERENCE	5- 0	2- 0	1- 0				
7- 0	2- 0	1- 0	HOME	2- 0	1- 0	1- 0				
6- 1	1- 1	1- 0	AWAY	3- 0	1- 0	0- 0				
0- 0	0- 0	0- 0	NEUTRAL	0- 0	0- 0	0- 0				

RPI	S	Opponent	Score	RPI	S	Opponent	Score	RPI	S	Opponent	Score	RPI	S	Opponent	Score
3	N	South Carolina	58 60	30	A	Washington	68 61	58	A	Oregon	63 58	104	H	VCU	48 57
6	A	Stanford	63 61	39	H	Southern California	69 68	70	H	Utah	80 60	112	A	Arizona	62 47
6	H	Stanford	49 31					73	A	Washington St.	63 45	112	H	Arizona	61 49
9	A	Oregon St.	44 67					78	A	California	64 49	126	A	Hawaii	75 49
10	H	UCLA	65 61					78	H	California	57 49	159	A	SMU	64 57
13	H	Florida St.	68 56					82	H	Marquette	90 80	178	H	Colorado	64 37
18	H	Kentucky	64 68									203	A	Hartford	60 29
19	A	Syracuse	61 54									221	H	Columbia	70 49
												245	N	CSU Bakersfield	60 47
												287	H	CSUN	69 46
LAST 12 Division I GAMES:															
6	A	Stanford	63 61	112	A	Arizona	62 47								
78	A	California	64 49	112	H	Arizona	61 49								
39	H	Southern California	69 68	70	H	Utah	80 60								
10	H	UCLA	65 61	178	H	Colorado	64 37								
9	A	Oregon St.	44 67	73	A	Washington St.	63 45								
58	A	Oregon	63 58	30	A	Washington	68 61								

Non-Div I Games:

Arizona St.

Loss, Non-Conf, S Site, H Home A Away N Neutral

Average RPI Win:	289	WON-LOST	WINNING	LAST 10	STRENGTH OF	OPP. STRENGTH	TEAM	ADJ.	CONF.	ADJ CONF.
Average RPI Loss:	201	RECORD	PCT. RANK	GAMES	SCHEDULE	OF SCHEDULE	RPI	RPI	RPI	RPI
DIV. I ONLY	4- 16	314	4- 6	311	311	338	338	32	32	
DIV. I NON-CONF.	0- 7	338	0- 0	109	14	299	299	31	31	
TOTALS	RPI 1-25	RPI 26-50	W-L RECORDS	RPI 51-100	RPI 101-150	RPI 150+				
4- 16	0- 0	0- 1	OVERALL	0- 1	0- 4	4- 10				
4- 2	0- 0	0- 0	HOME	0- 0	0- 0	4- 2				
0- 14	0- 0	0- 1	AWAY	0- 0	0- 3	0- 2				
0- 0	0- 0	0- 0	NEUTRAL	0- 0	0- 0	0- 0				
0- 7	0- 0	0- 1	NON-CONFERENCE	0- 1	0- 4	0- 1				
0- 0	0- 0	0- 0	HOME	0- 0	0- 0	0- 0				
0- 7	0- 0	0- 1	AWAY	0- 1	0- 4	0- 1				
0- 0	0- 0	0- 0	NEUTRAL	0- 0	0- 0	0- 0				
4- 9	0- 0	0- 0	CONFERENCE	0- 0	0- 0	4- 9				
4- 2	0- 0	0- 0	HOME	0- 0	0- 0	4- 2				
0- 7	0- 0	0- 0	AWAY	0- 0	0- 0	0- 7				
0- 0	0- 0	0- 0	NEUTRAL	0- 0	0- 0	0- 0				

RPI 1-25			RPI 26-50			RPI 51-100			RPI 101+			Team's RPI: 338
RPI	S	Opponent	Score	RPI	S	Opponent	Score	RPI	S	Opponent	Score	
				33	A	Missouri	34 85	69	A	Nebraska	46 96	
										Iowa St.	41 70	
										Toledo	47 74	
										Texas Tech	40 84	
										UAB	32 82	
										Ole Miss	45 80	
										Southern U.	70 74	
										Southern U.	61 78	
										Grambling	83 68	
										Texas Southern	30 57	
										Alabama St.	63 72	
										Alabama St.	53 68	
										Prairie View	55 70	
										Jackson St.	71 66	
										Alcorn	53 81	
										Alcorn	71 69	
										Alabama A&M	70 78	
										Alabama A&M	69 60	
										Mississippi Val.	60 62	
LAST 12 Division I GAMES:												
				320	A	Alcorn	53 81	238	A	Texas Southern	30 57	
				181	A	Southern U.	70 74	290	A	Prairie View	55 70	
				279	H	Alabama St.	53 68	320	H	Alcorn	71 69	
				345	H	Alabama A&M	69 60	181	H	Southern U.	61 78	
				306	H	Jackson St.	71 66	279	A	Alabama St.	63 72	
				186	H	Grambling	83 68	345	A	Alabama A&M	70 78	

Non-Div I Games: Talladega 73 83 Philander Smith 63 51 Tougaloo 65 51 Talladega 68 55
Ark.-Pine Bluff

Loss, Non-Conf, S Site, H Home A Away N Neutral

Arkansas

Through Games Of Feb. 15, 2016

Average RPI Win:	163	WON-LOST	WINNING	LAST 10	STRENGTH OF	OPP. STRENGTH	TEAM	ADJ.	CONF.	ADJ CONF.
Average RPI Loss:	60	RECORD	PCT. RANK	GAMES	SCHEDULE	OF SCHEDULE	RPI	RPI	RPI	RPI
DIV. I ONLY	10- 15	230	4- 6	34	34	131	131	2	2	
DIV. I NON-CONF.	5- 8	209	0- 0	192	135	250	250	2	2	
TOTALS	RPI 1-25	RPI 26-50	W-L RECORDS	RPI 51-100	RPI 101-150	RPI 150+				
10- 15	2- 7	1- 3	OVERALL	1- 2	2- 1	4- 2				
9- 4	2- 2	1- 0	HOME	1- 1	1- 0	4- 1				
1- 8	0- 3	0- 3	AWAY	0- 1	1- 0	0- 1				
0- 3	0- 2	0- 0	NEUTRAL	0- 0	0- 1	0- 0				
5- 8	0- 2	0- 1	NON-CONFERENCE	0- 2	1- 1	4- 2				
5- 2	0- 0	0- 0	HOME	0- 1	1- 0	4- 1				
0- 3	0- 0	0- 1	AWAY	0- 1	0- 0	0- 1				
0- 3	0- 2	0- 0	NEUTRAL	0- 0	0- 1	0- 0				
5- 7	2- 5	1- 2	CONFERENCE	1- 0	1- 0	0- 0				
4- 2	2- 2	1- 0	HOME	1- 0	0- 0	0- 0				
1- 5	0- 3	0- 2	AWAY	0- 0	1- 0	0- 0				
0- 0	0- 0	0- 0	NEUTRAL	0- 0	0- 0	0- 0				

RPI	S	Opponent	Score	RPI	S	Opponent	Score	RPI	S	Opponent	Score	RPI	S	Opponent	Score	Team's RPI: 131
3	A	South Carolina	32 85	33	A	Missouri	48 69	62	A	South Dakota St.	69 76	124	A	LSU	48 44	
8	N	Texas	50 61	33	H	Missouri	64 52	71	H	Vanderbilt	57 56	138	H	Oral Roberts	65 50	
9	N	Oregon St.	47 63	41	A	Rutgers	40 60	85	H	Missouri St.	54 69	149	N	La.-Lafayette	59 67	
14	H	Texas A&M	67 61	49	A	Auburn	60 71					184	H	Tulsa	67 74	
15	A	Tennessee	57 75									194	A	Butler	57 63	
15	H	Tennessee	64 59									236	H	Sam Houston St.	67 47	
22	H	Florida	66 71									305	H	Southeastern La.	97 53	
25	A	Mississippi St.	55 80									341	H	New Orleans	73 41	
25	H	Mississippi St.	55 65									348	H	Mississippi Val.	86 46	
LAST 12 Division I GAMES:																
33	A	Missouri	48 69	124	A	LSU	48 44	33	H	Missouri	64 52	15	H	Tennessee	64 59	
71	H	Vanderbilt	57 56	15	A	Mississippi St.	55 80	25	A	Mississippi St.	55 80	14	H	Texas A&M	67 61	
15	A	Tennessee	57 75	25	A	Mississippi St.	55 80	14	H	Texas A&M	67 61	3	A	South Carolina	32 85	
25	H	Mississippi St.	55 65	22	H	Florida	66 71									
22	H	Florida	66 71	49	A	Auburn	60 71									

Non-Div I Games:

Arkansas

■ Loss,
■ Non-Conf,
■ S Site,
■ H Home
■ A Away
N Neutral

Average RPI Win:	213	WON-LOST	WINNING	LAST 10	STRENGTH OF	OPP. STRENGTH	TEAM	ADJ.	CONF.	ADJ CONF.
Average RPI Loss:	51	RECORD	PCT. RANK	GAMES	SCHEDULE	OF SCHEDULE	RPI	RPI	RPI	RPI
DIV. I ONLY	20- 3	13	10- 0	158	209	43	43	16	16	
DIV. I NON-CONF.	6- 3	99	0- 0	110	201	57	57	14	14	
TOTALS	RPI 1-25	RPI 26-50	W-L RECORDS	RPI 51-100	RPI 101-150	RPI 150+				
20- 3	0- 1	0- 0	OVERALL	2- 2	4- 0	14- 0				
11- 0	0- 0	0- 0	HOME	0- 0	2- 0	9- 0				
9- 3	0- 1	0- 0	AWAY	2- 2	2- 0	5- 0				
0- 0	0- 0	0- 0	NEUTRAL	0- 0	0- 0	0- 0				
6- 3	0- 1	0- 0	NON-CONFERENCE	2- 2	0- 0	4- 0				
3- 0	0- 0	0- 0	HOME	0- 0	0- 0	3- 0				
3- 3	0- 1	0- 0	AWAY	2- 2	0- 0	1- 0				
0- 0	0- 0	0- 0	NEUTRAL	0- 0	0- 0	0- 0				
14- 0	0- 0	0- 0	CONFERENCE	0- 0	4- 0	10- 0				
8- 0	0- 0	0- 0	HOME	0- 0	2- 0	6- 0				
6- 0	0- 0	0- 0	AWAY	0- 0	2- 0	4- 0				
0- 0	0- 0	0- 0	NEUTRAL	0- 0	0- 0	0- 0				

RPI 1-25				RPI 26-50		Team's RPI: 43		RPI 51-100				RPI 101+			
RPI	S	Opponent	Score	RPI	S	Opponent	Score	RPI	S	Opponent	Score	RPI	S	Opponent	Score
22	A	Florida	72 76					60	A	FGCU	62 48	135	H	Little Rock	66 53
								63	A	Chattanooga	54 55	144	A	UT Arlington	78 71
								69	A	Nebraska	71 79	149	A	La.-Lafayette	74 62
								96	A	UT Martin	76 74	149	H	La.-Lafayette	83 56
												179	A	Troy	101 81
												179	H	Troy	94 80
												208	A	South Ala.	66 53
												208	H	South Ala.	58 51
												211	A	Texas St.	74 59
												257	H	Appalachian St.	83 60
												268	H	Austin Peay	66 55
												271	H	Georgia St.	75 54
												275	A	Tennessee Tech	77 55
												277	H	Ga. Southern	77 54
												285	A	La.-Monroe	78 64
												285	H	La.-Monroe	66 43
												295	H	Wichita St.	67 40
												320	H	Alcorn	82 50
LAST 12 Division I GAMES:															
285	A	La.-Monroe	78 64	211	A	Texas St.	74 59								
149	A	La.-Lafayette	74 62	144	A	UT Arlington	78 71								
179	H	Troy	94 80	135	H	Little Rock	66 53								
208	H	South Ala.	58 51	257	H	Appalachian St.	83 60								
277	H	Ga. Southern	77 54	149	H	La.-Lafayette	83 56								
271	H	Georgia St.	75 54	285	H	La.-Monroe	66 43								

Non-Div I Games:

Arkansas St.

Through Games of Feb. 19, 1910				Through Games of Feb. 19, 1910						
Average RPI Win:	243	WON-LOST	WINNING	LAST 10	STRENGTH OF	OPP. STRENGTH	TEAM	ADJ.	CONF.	ADJ CONF.
Average RPI Loss:	70	RECORD	PCT. RANK	GAMES	SCHEDULE	OF SCHEDULE	RPI	RPI	RPI	RPI
DIV. I ONLY		20- 2	8	10- 0	297	257	72	72	26	26
DIV. I NON-CONF.		8- 1	23	0- 0	277	239	83	83	28	28

TOTALS	RPI 1-25	RPI 26-50	W-L RECORDS	RPI 51-100	RPI 101-150	RPI 150+
20- 2	0- 0	0- 0	OVERALL	2- 2	1- 0	17- 0
12- 0	0- 0	0- 0	HOME	2- 0	1- 0	9- 0
7- 2	0- 0	0- 0	AWAY	0- 2	0- 0	7- 0
1- 0	0- 0	0- 0	NEUTRAL	0- 0	0- 0	1- 0
8- 1	0- 0	0- 0	NON-CONFERENCE	1- 1	1- 0	6- 0
5- 0	0- 0	0- 0	HOME	1- 0	1- 0	3- 0
3- 1	0- 0	0- 0	AWAY	0- 1	0- 0	3- 0
0- 0	0- 0	0- 0	NEUTRAL	0- 0	0- 0	0- 0
12- 1	0- 0	0- 0	CONFERENCE	1- 1	0- 0	11- 0
7- 0	0- 0	0- 0	HOME	1- 0	0- 0	6- 0
4- 1	0- 0	0- 0	AWAY	0- 1	0- 0	4- 0
1- 0	0- 0	0- 0	NEUTRAL	0- 0	0- 0	1- 0

RPI 1-25				RPI 26-50				RPI 51-100				Team's RPI: 72		RPI 101+			
RPI	S	Opponent	Score	RPI	S	Opponent	Score	RPI	S	Opponent	Score		RPI	S	Opponent	Score	
								51	A	Duke	61	72	107	H	Quinnipiac	67 57	
								53	H	Albany (NY)	65	62	158	A	Yale	65 61	
								89	A	Bucknell	69	79	214	H	Lehigh	63 39	
								89	H	Bucknell	68	63	244	H	Holy Cross	77 58	
													248	A	American	52 42	
													248	H	American	87 51	
													250	N	Navy	75 38	
													256	A	Loyola Maryland	52 44	
													256	H	Loyola Maryland	70 37	
													266	H	Central Conn. St.	81 52	
													267	H	Pepperdine	63 53	
													286	H	Rider	57 42	
													291	A	Colgate	78 55	
													291	H	Colgate	67 55	
													331	A	Lafayette	78 45	
													331	H	Lafayette	84 57	
													340	A	St. Francis Brooklyn	74 35	
													342	A	NJIT	71 35	
LAST 12 Division I GAMES:																	
				248	H	American	87 51						244	H	Holy Cross	77 58	
				291	A	Colgate	78 55						248	A	American	52 42	
				256	A	Loyola Maryland	52 44						291	H	Colgate	67 55	
				331	H	Lafayette	84 57						256	H	Loyola Maryland	70 37	
				89	H	Bucknell	68 63						331	A	Lafayette	78 45	
				250	N	Navy	75 38						89	A	Bucknell	69 79	

Non-Div I Games:	Emerson	86	47
------------------	---------	----	----

Army West Point

Loss, Non-Conf, S Site, H Home A Away N Neutral

Average RPI Win: 166	WON-LOST	WINNING	LAST 10	STRENGTH OF	OPP. STRENGTH	TEAM	ADJ.	CONF.	ADJ CONF.
Average RPI Loss: 40	RECORD	PCT. RANK	GAMES	SCHEDULE	OF SCHEDULE	RPI	RPI	RPI	RPI
DIV. I ONLY	18- 8	73	7- 3	80	37	49	49	2	2
DIV. I NON-CONF.	10- 3	61	0- 0	257	122	106	106	2	2
TOTALS	RPI 1-25	RPI 26-50	W-L RECORDS	RPI 51-100	RPI 101-150	RPI 150+			
18- 8	2- 4	0- 1	OVERALL	2- 3	6- 0	8- 0			
9- 2	2- 1	0- 0	HOME	1- 1	3- 0	3- 0			
6- 6	0- 3	0- 1	AWAY	0- 2	2- 0	4- 0			
3- 0	0- 0	0- 0	NEUTRAL	1- 0	1- 0	1- 0			
10- 3	0- 0	0- 0	NON-CONFERENCE	1- 3	2- 0	7- 0			
4- 1	0- 0	0- 0	HOME	0- 1	1- 0	3- 0			
3- 2	0- 0	0- 0	AWAY	0- 2	0- 0	3- 0			
3- 0	0- 0	0- 0	NEUTRAL	1- 0	1- 0	1- 0			
8- 5	2- 4	0- 1	CONFERENCE	1- 0	4- 0	1- 0			
5- 1	2- 1	0- 0	HOME	1- 0	2- 0	0- 0			
3- 4	0- 3	0- 1	AWAY	0- 0	2- 0	1- 0			
0- 0	0- 0	0- 0	NEUTRAL	0- 0	0- 0	0- 0			

RPI	S	Opponent	Score	RPI	S	Opponent	Score	Team's RPI: 49	RPI	S	Opponent	Score	RPI	S	Opponent	Score
3	H	South Carolina	58 74	26	A	Georgia	30 63		60	A	FGCU	45 52	124	A	LSU	63 53
15	A	Tennessee	52 79						71	H	Vanderbilt	53 45	131	H	Arkansas	71 60
18	A	Kentucky	47 54						76	N	Minnesota	81 79	136	N	Boise St.	55 53
18	H	Kentucky	66 61						82	A	Marquette	69 70	143	H	UAB	85 71
22	H	Florida	80 58						91	H	Virginia	52 69	146	A	Alabama	59 55
25	A	Mississippi St.	45 60										146	H	Alabama	72 59
													162	A	Ole Miss	65 60
													164	H	George Mason	88 59
													174	H	East Carolina	83 69
													270	N	Coppin St.	69 54
													284	A	Towson	74 52
													300	A	Savannah St.	62 40
													305	A	Southeastern La.	80 68
													313	H	Winthrop	76 33
LAST 12 Division I GAMES:																
22	H	Florida	80 58	131	H	Arkansas	71 60									
162	A	Ole Miss	65 60	3	H	South Carolina	58 74									
146	A	Alabama	59 55	18	A	Kentucky	47 54									
71	H	Vanderbilt	53 45	146	H	Alabama	72 59									
124	A	LSU	63 53	15	A	Tennessee	52 79									
26	A	Georgia	30 63	25	A	Mississippi St.	45 60									

Non-Div I Games:

Auburn

■ Loss,
 ■ Non-Conf, S Site,
 ■ Home
 ■ Away
 N Neutral

Average RPI Win:	247	WON-LOST	WINNING	LAST 10	STRENGTH OF	OPP. STRENGTH	TEAM	ADJ.	CONF.	ADJ CONF.
Average RPI Loss:	148	RECORD	PCT. RANK	GAMES	SCHEDULE	OF SCHEDULE	RPI	RPI	RPI	RPI
DIV. I ONLY	6- 18	290	3- 7	145	210	268	268	24	24	
DIV. I NON-CONF.	0- 11	338	0- 0	26	106	266	266	23	23	
TOTALS	RPI 1-25	RPI 26-50	W-L RECORDS	RPI 51-100	RPI 101-150	RPI 150+				
6- 18	0- 0	0- 3	OVERALL	1- 6	0- 2	5- 7				
5- 3	0- 0	0- 0	HOME	1- 2	0- 0	4- 1				
1- 14	0- 0	0- 2	AWAY	0- 4	0- 2	1- 6				
0- 1	0- 0	0- 1	NEUTRAL	0- 0	0- 0	0- 0				
0- 11	0- 0	0- 3	NON-CONFERENCE	0- 5	0- 1	0- 2				
0- 2	0- 0	0- 0	HOME	0- 2	0- 0	0- 0				
0- 8	0- 0	0- 2	AWAY	0- 3	0- 1	0- 2				
0- 1	0- 0	0- 1	NEUTRAL	0- 0	0- 0	0- 0				
6- 7	0- 0	0- 0	CONFERENCE	1- 1	0- 1	5- 5				
5- 1	0- 0	0- 0	HOME	1- 0	0- 0	4- 1				
1- 6	0- 0	0- 0	AWAY	0- 1	0- 1	1- 4				
0- 0	0- 0	0- 0	NEUTRAL	0- 0	0- 0	0- 0				

RPI 1-25				RPI 26-50				RPI 51-100				RPI 101+				Team's RPI: 268	
RPI	S	Opponent	Score	RPI	S	Opponent	Score	RPI	S	Opponent	Score	RPI	S	Opponent	Score		
				43	A	Arkansas St.	55 66	71	A	Vanderbilt	56 73	102	A	Belmont	82 88		
				47	N	Indiana	58 90	74	H	Middle Tenn.	55 86	140	A	ETSU	76 80		
				50	A	Western Ky.	69 88	78	H	California	58 67	166	H	SIUE	61 72		
								81	A	Ball St.	44 72	198	H	Eastern Ky.	94 66		
								94	A	Wright St.	56 77	199	A	Southeast Mo. St.	69 71		
								96	A	UT Martin	51 75	264	A	Miami (OH)	60 75		
								96	H	UT Martin	80 70	265	A	Tennessee St.	58 66		
												269	A	Murray St.	72 75		
												275	H	Tennessee Tech	91 75		
												280	H	Jacksonville St.	61 59		
												297	A	Kennesaw St.	65 73		
												298	A	Morehead St.	96 75		
												336	A	Eastern Ill.	56 64		
												336	H	Eastern Ill.	80 45		
LAST 12 Division I GAMES:																	
				96	H	UT Martin	80 70	336	H	Eastern Ill.	80 45						
				336	A	Eastern Ill.	56 64	298	A	Morehead St.	96 75						
				269	A	Murray St.	72 75	102	A	Belmont	82 88						
				96	A	UT Martin	51 75	265	A	Tennessee St.	58 66						
				199	A	Southeast Mo. St.	69 71	275	H	Tennessee Tech	91 75						
				166	H	SIUE	61 72	280	H	Jacksonville St.	61 59						

Non-Div I Games: Trevecca Nazarene 97 75 Christian Bros. 74 55

Austin Peay

■ Loss,
■ Non-Conf,
■ S Site,
■ H Home
■ A Away
N Neutral

BYUBY
Y
U

BYU

Page 20

Average RPI Win:	181	WON-LOST	WINNING	LAST 10	STRENGTH OF	OPP. STRENGTH	TEAM	ADJ.	CONF.	ADJ CONF.
Average RPI Loss:	88	RECORD	PCT. RANK	GAMES	SCHEDULE	OF SCHEDULE	RPI	RPI	RPI	RPI
DIV. I ONLY	15- 7	75	7- 3	115	109	81	81	11	11	
DIV. I NON-CONF.	7- 3	91	0- 0	228	97	104	104	13	13	
TOTALS	RPI 1-25	RPI 26-50	W-L RECORDS	RPI 51-100	RPI 101-150	RPI 150+				
15- 7	0- 1	1- 2	OVERALL	1- 3	6- 0	7- 1				
9- 2	0- 0	1- 1	HOME	1- 1	4- 0	3- 0				
5- 4	0- 0	0- 1	AWAY	0- 0	2- 0	3- 0				
1- 1	0- 1	0- 0	NEUTRAL	0- 0	0- 0	1- 0				
7- 3	0- 1	1- 0	NON-CONFERENCE	1- 2	0- 0	5- 0				
4- 0	0- 0	1- 0	HOME	1- 0	0- 0	2- 0				
2- 2	0- 0	0- 0	AWAY	0- 2	0- 0	2- 0				
1- 1	0- 1	0- 0	NEUTRAL	0- 0	0- 0	1- 0				
8- 4	0- 0	0- 2	CONFERENCE	0- 1	6- 0	2- 1				
5- 2	0- 0	0- 1	HOME	0- 1	4- 0	1- 0				
3- 2	0- 0	0- 1	AWAY	0- 0	2- 0	1- 1				
0- 0	0- 0	0- 0	NEUTRAL	0- 0	0- 0	0- 0				

RPI 1-25				RPI 26-50				RPI 51-100				Team's RPI: 81	RPI 101+			
RPI	S	Opponent	Score	RPI	S	Opponent	Score	RPI	S	Opponent	Score		RPI	S	Opponent	Score
22	N	Florida	79 85	28	A	Ohio	48 73	59	A	Purdue	63 73		106	H	Eastern Mich.	76 54
				28	H	Ohio	67 68	68	H	Central Mich.	65 74		114	H	Toledo	75 69
				50	H	Western Ky.	74 60	75	H	Saint Louis	79 70		117	A	Western Mich.	77 53
								95	A	Charlotte	66 72		119	H	Akron	78 71
													134	A	Buffalo	59 57
													134	H	Buffalo	68 63
													194	H	Butler	58 50
													240	N	Massachusetts	81 54
													252	A	Bowling Green	67 56
													264	H	Miami (OH)	66 41
													268	H	Austin Peay	72 44
													317	A	Kent St.	50 59
													320	A	Evansville	73 53
													335	A	Lipscomb	72 60
LAST 12 Division I GAMES:																
				317	A	Kent St.	50 59						106	H	Eastern Mich.	76 54
				68	H	Central Mich.	65 74						252	A	Bowling Green	67 56
				134	A	Buffalo	59 57						134	H	Buffalo	68 63
				119	H	Akron	78 71						264	H	Miami (OH)	66 41
				28	H	Ohio	67 68						28	A	Ohio	48 73
				117	A	Western Mich.	77 53						114	H	Toledo	75 69

Non-Div I Games: Ohio Valley 94 45

Ball St.

■ Loss,
 ■ Non-Conf,
 ■ S Site,
 ■ H Home
 ■ A Away
 N Neutral

Through Games of Feb. 15, 1916										
Average RPI Win:	105	WON-LOST	WINNING	LAST 10	STRENGTH OF	OPP. STRENGTH	TEAM	ADJ.	CONF.	ADJ CONF.
Average RPI Loss:	17	RECORD	PCT. RANK	GAMES	SCHEDULE	OF SCHEDULE	RPI	RPI	RPI	RPI
DIV. I ONLY	25- 1	2	10- 0	35	17	4	4	3	3	
DIV. I NON-CONF.	13- 0	1	0- 0	42	38	4	4	3	3	
<hr/>										
TOTALS	RPI 1-25	RPI 26-50		W-L RECORDS		RPI 51-100	RPI 101-150	RPI 150+		
25- 1	3- 1	7- 0		OVERALL		2- 0	6- 0	7- 0		
15- 0	2- 0	3- 0		HOME		1- 0	4- 0	5- 0		
6- 1	1- 1	1- 0		AWAY		1- 0	2- 0	1- 0		
4- 0	0- 0	3- 0		NEUTRAL		0- 0	0- 0	1- 0		
13- 0	1- 0	4- 0		NON-CONFERENCE		0- 0	3- 0	5- 0		
9- 0	1- 0	1- 0		HOME		0- 0	3- 0	4- 0		
0- 0	0- 0	0- 0		AWAY		0- 0	0- 0	0- 0		
4- 0	0- 0	3- 0		NEUTRAL		0- 0	0- 0	1- 0		
12- 1	2- 1	3- 0		CONFERENCE		2- 0	3- 0	2- 0		
6- 0	1- 0	2- 0		HOME		1- 0	1- 0	1- 0		
6- 1	1- 1	1- 0		AWAY		1- 0	2- 0	1- 0		
0- 0	0- 0	0- 0		NEUTRAL		0- 0	0- 0	0- 0		

RPI	S	Opponent	Score	RPI	S	Opponent	Score	RPI	S	Opponent	Score	RPI	S	Opponent	Score
8	A	Texas	80 67	29	N	Miami (FL)	88 81	93	A	TCU	81 75	103	A	Iowa St.	77 61
17	A	Oklahoma St.	45 52	32	N	Michigan St.	84 76	93	H	TCU	72 55	123	H	Northwestern St.	86 44
20	H	DePaul	86 72	35	N	James Madison	77 63					133	A	Texas Tech	66 36
24	H	Oklahoma	78 68	37	A	West Virginia	71 61					133	H	Texas Tech	69 43
				37	H	West Virginia	69 64					138	H	Oral Roberts	97 39
				44	H	South Fla.	66 63					144	H	UT Arlington	62 20
				48	H	Kansas St.	87 52					152	H	Southern Miss.	97 42
												168	H	McNeese St.	105 46
												186	H	Grambling	96 42
												195	A	Kansas	58 40
												195	H	Kansas	81 49
												219	N	Cincinnati	72 34
												242	H	Rice	89 38
LAST 12 Division I GAMES:															
133	A	Texas Tech	66 36	103	A	Iowa St.	77 61								
93	A	TCU	81 75	8	A	Texas	80 67								
195	H	Kansas	81 49	37	H	West Virginia	69 64								
48	H	Kansas St.	87 52	93	H	TCU	72 55								
37	A	West Virginia	71 61	195	A	Kansas	58 40								
133	H	Texas Tech	69 43	24	H	Oklahoma	78 68								

Non-Div I Games:

Baylor

Average RPI Win:	261	WON-LOST	WINNING	LAST 10	STRENGTH OF	OPP. STRENGTH	TEAM	ADJ.	CONF.	ADJ CONF.
Average RPI Loss:	90	RECORD	PCT. RANK	GAMES	SCHEDULE	OF SCHEDULE	RPI	RPI	RPI	RPI
DIV. I ONLY	16- 8	83	9- 1	221	240	102	102	24	24	
DIV. I NON-CONF.	6- 5	146	0- 0	86	154	84	84	23	23	
TOTALS	RPI 1-25	RPI 26-50	W-L RECORDS	RPI 51-100	RPI 101-150	RPI 150+				
16- 8	0- 2	0- 1	OVERALL	0- 2	2- 1	14- 2				
10- 0	0- 0	0- 0	HOME	0- 0	1- 0	9- 0				
6- 8	0- 2	0- 1	AWAY	0- 2	1- 1	5- 2				
0- 0	0- 0	0- 0	NEUTRAL	0- 0	0- 0	0- 0				
6- 5	0- 2	0- 1	NON-CONFERENCE	0- 1	2- 1	4- 0				
3- 0	0- 0	0- 0	HOME	0- 0	1- 0	2- 0				
3- 5	0- 2	0- 1	AWAY	0- 1	1- 1	2- 0				
0- 0	0- 0	0- 0	NEUTRAL	0- 0	0- 0	0- 0				
10- 3	0- 0	0- 0	CONFERENCE	0- 1	0- 0	10- 2				
7- 0	0- 0	0- 0	HOME	0- 0	0- 0	7- 0				
3- 3	0- 0	0- 0	AWAY	0- 1	0- 0	3- 2				
0- 0	0- 0	0- 0	NEUTRAL	0- 0	0- 0	0- 0				

RPI 1-25				RPI 26-50				RPI 51-100				RPI 101+ Team's RPI: 102			
RPI	S	Opponent	Score	RPI	S	Opponent	Score	RPI	S	Opponent	Score	RPI	S	Opponent	Score
5	A	Ohio St.	56 84	50	A	Western Ky.	65 80	63	A	Chattanooga	53 62	115	A	Wake Forest	78 64
23	A	Green Bay	62 66					96	A	UT Martin	79 81	116	A	IUPUI	59 62
												143	H	UAB	63 62
												166	A	SIUE	60 73
												179	H	Troy	102 93
												198	H	Eastern Ky.	72 61
												199	A	Southeast Mo. St.	74 81
												265	H	Tennessee St.	80 65
												268	H	Austin Peay	88 82
												269	H	Murray St.	87 61
												275	A	Tennessee Tech	80 79
												280	A	Jacksonville St.	44 32
												280	H	Jacksonville St.	56 42
												293	H	Cleveland St.	76 58
												298	A	Morehead St.	89 74
												298	H	Morehead St.	99 71
												335	A	Lipscomb	90 68
												336	H	Eastern Ill.	89 61
												345	A	Alabama A&M	78 28
LAST 12 Division I GAMES:															
				96	A	UT Martin	79 81	265	H	Tennessee St.	80 65				
				298	A	Morehead St.	89 74	280	A	Jacksonville St.	44 32				
				280	H	Jacksonville St.	56 42	268	H	Austin Peay	88 82				
				198	H	Eastern Ky.	72 61	269	H	Murray St.	87 61				
				298	H	Morehead St.	99 71	336	H	Eastern Ill.	89 61				
				275	A	Tennessee Tech	80 79	166	A	SIUE	60 73				

Non-Div I Games: Young Harris 80 31 Trevecca Nazarene 86 59

Belmont

Loss, Non-Conf, S Site, H Home A Away N Neutral

Average RPI Win:	305	WON-LOST	WINNING	LAST 10	STRENGTH OF	OPP. STRENGTH	TEAM	ADJ.	CONF.	ADJ CONF.
Average RPI Loss:	193	RECORD	PCT. RANK	GAMES	SCHEDULE	OF SCHEDULE	RPI	RPI	RPI	RPI
DIV. I ONLY	13- 10	131	8- 2	338	340	259	259	31	31	
DIV. I NON-CONF.	4- 7	222	1- 0	288	316	271	271	30	30	
TOTALS	RPI 1-25	RPI 26-50	W-L RECORDS	RPI 51-100	RPI 101-150	RPI 150+				
13- 10	0- 0	0- 1	OVERALL	0- 0	0- 1	13- 8				
6- 3	0- 0	0- 0	HOME	0- 0	0- 1	6- 2				
5- 5	0- 0	0- 0	AWAY	0- 0	0- 0	5- 0				
2- 2	0- 0	0- 0	NEUTRAL	0- 0	0- 0	2- 2				
4- 7	0- 0	0- 1	NON-CONFERENCE	0- 0	0- 1	4- 5				
0- 3	0- 0	0- 0	HOME	0- 0	0- 1	0- 2				
2- 2	0- 0	0- 1	AWAY	0- 0	0- 0	2- 1				
2- 2	0- 0	0- 0	NEUTRAL	0- 0	0- 0	2- 2				
9- 3	0- 0	0- 0	CONFERENCE	0- 0	0- 0	9- 3				
6- 0	0- 0	0- 0	HOME	0- 0	0- 0	6- 0				
3- 3	0- 0	0- 0	AWAY	0- 0	0- 0	3- 3				
0- 0	0- 0	0- 0	NEUTRAL	0- 0	0- 0	0- 0				

RPI 1-25			RPI 26-50			RPI 51-100			RPI 101+ Team's RPI: 259		
RPI	S	Opponent	Score	RPI	S	Opponent	Score	RPI	S	Opponent	Score
				29	A	Miami (FL)	47 55				
								147	H	Jacksonville	53 63
								156	A	Hampton	45 60
								171	A	Fla. Atlantic	60 82
								182	H	Stetson	38 62
								193	H	Brown	61 68
								225	H	Morgan St.	63 48
								226	N	Western Ill.	59 75
								251	A	N.C. A&T	55 68
								270	H	Coppin St.	69 56
								271	N	Georgia St.	61 68
								277	N	Ga. Southern	65 49
								294	H	Florida A&M	67 60
								300	H	Savannah St.	50 44
								301	A	Western Caro.	66 59
								303	A	UMES	71 76
								311	H	South Carolina St.	65 50
								316	A	Howard	81 77
								319	A	North Florida	53 49
								325	N	LIU Brooklyn	68 55
								327	H	Delaware St.	66 35
								346	A	Norfolk St.	53 45
								349	A	N.C. Central	63 46
LAST 12 Division I GAMES:											
251	A	N.C. A&T	55 68	303	A	UMES	71 76				
349	A	N.C. Central	63 46	225	H	Morgan St.	63 48				
327	H	Delaware St.	66 35	270	H	Coppin St.	69 56				
300	H	Savannah St.	50 44	346	A	Norfolk St.	53 45				
294	H	Florida A&M	67 60	156	A	Hampton	45 60				
316	A	Howard	81 77	325	N	LIU Brooklyn	68 55				

Non-Div I Games: Warner 100 28 Edward Waters 67 48

Bethune-Cookman

Loss, Non-Conf, S Site, H Home A Away N Neutral

Binghamton

Through Games Of Feb. 15, 2016

Average RPI Win: 260	WON-LOST	WINNING	LAST 10	STRENGTH OF	OPP. STRENGTH	TEAM	ADJ.	CONF.	ADJ CONF.
Average RPI Loss: 149	RECORD	PCT. RANK	GAMES	SCHEDULE	OF SCHEDULE	RPI	RPI	RPI	RPI
DIV. I ONLY	7- 15	271	4- 6	165	249	230	230	15	15
DIV. I NON-CONF.	2- 8	290	0- 0	224	301	298	298	18	18
TOTALS	RPI 1-25	RPI 26-50	W-L RECORDS	RPI 51-100	RPI 101-150	RPI 150+			
7- 15	0- 0	0- 0	OVERALL	0- 5	1- 2	6- 8			
4- 3	0- 0	0- 0	HOME	0- 2	1- 0	3- 1			
3- 12	0- 0	0- 0	AWAY	0- 3	0- 2	3- 7			
0- 0	0- 0	0- 0	NEUTRAL	0- 0	0- 0	0- 0			
2- 8	0- 0	0- 0	NON-CONFERENCE	0- 2	0- 1	2- 5			
2- 0	0- 0	0- 0	HOME	0- 0	0- 0	2- 0			
0- 8	0- 0	0- 0	AWAY	0- 2	0- 1	0- 5			
0- 0	0- 0	0- 0	NEUTRAL	0- 0	0- 0	0- 0			
5- 7	0- 0	0- 0	CONFERENCE	0- 3	1- 1	4- 3			
2- 3	0- 0	0- 0	HOME	0- 2	1- 0	1- 1			
3- 4	0- 0	0- 0	AWAY	0- 1	0- 1	3- 2			
0- 0	0- 0	0- 0	NEUTRAL	0- 0	0- 0	0- 0			

RPI S	Opponent	Score	RPI S	Opponent	Score	RPI S	Opponent	Score	RPI S	Opponent	Score	Team's RPI: 230
						53	A Albany (NY)	58 64	137	A Xavier	55 64	
						53	H Albany (NY)	47 59	139	A Stony Brook	58 64	
						65	A Michigan	62 90	139	H Stony Brook	54 47	
						77	H Maine	38 52	153	A Cornell	57 64	
						89	A Bucknell	46 76	170	A UMBC	51 62	
									193	A Brown	65 67	
									202	A Canisius	50 80	
									203	A Hartford	53 47	
									203	H Hartford	39 41	
									221	A Columbia	64 71	
									237	A Sacred Heart	60 69	
									243	A New Hampshire	49 64	
									243	H New Hampshire	51 50	
									289	A Vermont	57 53	
									291	H Colgate	63 56	
									314	A UMass Lowell	75 70	
									342	H NJIT	54 50	
LAST 12 Division I GAMES:												
203	H Hartford	39 41	314	A UMass Lowell	75 70							
53	A Albany (NY)	58 64	289	A Vermont	57 53							
243	A New Hampshire	49 64	53	H Albany (NY)	47 59							
139	H Stony Brook	54 47	203	A Hartford	53 47							
77	H Maine	38 52	243	H New Hampshire	51 50							
170	A UMBC	51 62	139	A Stony Brook	58 64							

Non-Div I Games: Cedar Crest 74 18 Misericordia 73 44 Nyack 65 33

Binghamton

Loss, Non-Conf, S Site, H Home A Away N Neutral

Average RPI Win:	231	WON-LOST	WINNING	LAST 10	STRENGTH OF	OPP. STRENGTH	TEAM	ADJ.	CONF.	ADJ CONF.
Average RPI Loss:	130	RECORD	PCT. RANK	GAMES	SCHEDULE	OF SCHEDULE	RPI	RPI	RPI	RPI
DIV. I ONLY	14- 8	94	8- 2	197	223	136	136	19	19	
DIV. I NON-CONF.	5- 4	138	0- 0	252	200	195	195	20	20	
TOTALS	RPI 1-25	RPI 26-50	W-L RECORDS	RPI 51-100	RPI 101-150	RPI 150+				
14- 8	0- 0	0- 3	OVERALL	0- 1	0- 1	14- 3				
6- 4	0- 0	0- 1	HOME	0- 1	0- 0	6- 2				
7- 3	0- 0	0- 1	AWAY	0- 0	0- 1	7- 1				
1- 1	0- 0	0- 1	NEUTRAL	0- 0	0- 0	1- 0				
5- 4	0- 0	0- 1	NON-CONFERENCE	0- 1	0- 0	5- 2				
1- 3	0- 0	0- 0	HOME	0- 1	0- 0	1- 2				
3- 0	0- 0	0- 0	AWAY	0- 0	0- 0	3- 0				
1- 1	0- 0	0- 1	NEUTRAL	0- 0	0- 0	1- 0				
9- 4	0- 0	0- 2	CONFERENCE	0- 0	0- 1	9- 1				
5- 1	0- 0	0- 1	HOME	0- 0	0- 0	5- 0				
4- 3	0- 0	0- 1	AWAY	0- 0	0- 1	4- 1				
0- 0	0- 0	0- 0	NEUTRAL	0- 0	0- 0	0- 0				

RPI 1-25				RPI 26-50				RPI 51-100				RPI 101+ Team's RPI: 136			
RPI	S	Opponent	Score	RPI	S	Opponent	Score	RPI	S	Opponent	Score	RPI	S	Opponent	Score
				45	A	Colorado St.	64 68	73	H	Washington St.	52 57	148	A	Fresno St.	57 62
				45	H	Colorado St.	51 83					175	A	Eastern Wash.	84 79
				49	N	Auburn	53 55					180	H	UNLV	75 56
												182	N	Stetson	71 65
												187	A	New Mexico	81 60
												190	A	San Jose St.	78 75
												201	H	Col. of Charleston	61 38
												215	A	Utah St.	63 58
												215	H	Utah St.	84 78
												220	H	Utah Valley	70 72
												222	H	Idaho St.	77 80
												234	A	Wyoming	58 82
												234	H	Wyoming	58 49
												247	A	San Diego St.	75 45
												254	A	Seattle	84 66
												283	A	Portland	89 49
												329	H	Nevada	66 58
												343	H	Air Force	61 48
LAST 12 Division I GAMES:															
				234	A	Wyoming	58 82	234	H	Wyoming	58 49				
				45	H	Colorado St.	51 83	190	A	San Jose St.	78 75				
				343	H	Air Force	61 48	247	A	San Diego St.	75 45				
				215	A	Utah St.	63 58	329	H	Nevada	66 58				
				187	A	New Mexico	81 60	148	A	Fresno St.	57 62				
				180	H	UNLV	75 56	215	H	Utah St.	84 78				

Non-Div I Games: Concordia Portland 84 77 Cal St. L.A. 58 44

Boise St.

■ Loss,
 ■ Non-Conf,
 ■ S Site,
 ■ Home
 ■ A Away
 N Neutral

Average RPI Win:	193	WON-LOST	WINNING	LAST 10	STRENGTH OF	OPP. STRENGTH	TEAM	ADJ.	CONF.	ADJ CONF.
Average RPI Loss:	57	RECORD	PCT. RANK	GAMES	SCHEDULE	OF SCHEDULE	RPI	RPI	RPI	RPI
DIV. I ONLY	13- 12	165	1- 9	82	59	113	113	5	5	
DIV. I NON-CONF.	12- 1	9	1- 0	254	140	60	60	5	5	
TOTALS	RPI 1-25	RPI 26-50	W-L RECORDS	RPI 51-100	RPI 101-150	RPI 150+				
13- 12	0- 4	0- 2	OVERALL	3- 3	1- 3	9- 0				
8- 5	0- 1	0- 1	HOME	1- 1	1- 2	6- 0				
4- 6	0- 2	0- 1	AWAY	1- 2	0- 1	3- 0				
1- 1	0- 1	0- 0	NEUTRAL	1- 0	0- 0	0- 0				
12- 1	0- 1	0- 0	NON-CONFERENCE	3- 0	0- 0	9- 0				
7- 0	0- 0	0- 0	HOME	1- 0	0- 0	6- 0				
4- 0	0- 0	0- 0	AWAY	1- 0	0- 0	3- 0				
1- 1	0- 1	0- 0	NEUTRAL	1- 0	0- 0	0- 0				
1- 11	0- 3	0- 2	CONFERENCE	0- 3	1- 3	0- 0				
1- 5	0- 1	0- 1	HOME	0- 1	1- 2	0- 0				
0- 6	0- 2	0- 1	AWAY	0- 2	0- 1	0- 0				
0- 0	0- 0	0- 0	NEUTRAL	0- 0	0- 0	0- 0				

RPI 1-25				RPI 26-50				RPI 51-100				RPI 101+ Team's RPI: 113			
RPI	S	Opponent	Score	RPI	S	Opponent	Score	RPI	S	Opponent	Score	RPI	S	Opponent	Score
1	H	Notre Dame	50 63	29	H	Miami (FL)	62 67	51	A	Duke	51 71	101	H	North Carolina	78 86
13	A	Florida St.	42 75	46	A	North Carolina St.	63 74	59	A	Purdue	58 56	110	A	Virginia Tech	33 58
19	A	Syracuse	61 62					70	N	Utah	76 51	115	H	Wake Forest	59 65
24	N	Oklahoma	61 76					77	H	Maine	55 48	127	H	Pittsburgh	54 43
								84	A	Georgia Tech	56 62	158	H	Yale	73 60
								91	H	Virginia	50 61	172	A	Northeastern	71 45
												203	H	Hartford	62 28
												235	H	Bryant	74 59
												243	H	New Hampshire	71 51
												244	H	Holy Cross	60 51
												255	A	Providence	67 41
												314	H	UMass Lowell	66 55
												347	A	Boston U.	58 37
LAST 12 Division I GAMES:															
91	H	Virginia	50 61	115	H	Wake Forest	59 65								
46	A	North Carolina St.	63 74	127	H	Pittsburgh	54 43								
101	H	North Carolina	78 86	51	A	Duke	51 71								
29	H	Miami (FL)	62 67	1	H	Notre Dame	50 63								
84	A	Georgia Tech	56 62	158	H	Yale	73 60								
19	A	Syracuse	61 62	13	A	Florida St.	42 75								

Non-Div I Games:

Boston College

■ Loss,
 ■ Non-Conf, S Site,
 ■ Home
 ■ Away
 N Neutral

Average RPI Win:	249	WON-LOST	WINNING	LAST 10	STRENGTH OF	OPP. STRENGTH	TEAM	ADJ.	CONF.	ADJ CONF.
Average RPI Loss:	221	RECORD	PCT. RANK	GAMES	SCHEDULE	OF SCHEDULE	RPI	RPI	RPI	RPI
DIV. I ONLY	2- 22	344	2- 8	335	256	347	347	26	26	
DIV. I NON-CONF.	0- 11	338	0- 0	315	178	349	349	28	28	
TOTALS	RPI 1-25	RPI 26-50	W-L RECORDS	RPI 51-100	RPI 101-150	RPI 150+				
2- 22	0- 0	0- 0	OVERALL	0- 2	0- 2	2- 18				
2- 11	0- 0	0- 0	HOME	0- 1	0- 1	2- 9				
0- 11	0- 0	0- 0	AWAY	0- 0	0- 0	0- 4				
0- 0	0- 0	0- 0	NEUTRAL	0- 0	0- 0	0- 0				
0- 11	0- 0	0- 0	NON-CONFERENCE	0- 1	0- 2	0- 8				
0- 6	0- 0	0- 0	HOME	0- 1	0- 1	0- 4				
0- 5	0- 0	0- 0	AWAY	0- 0	0- 1	0- 4				
0- 0	0- 0	0- 0	NEUTRAL	0- 0	0- 0	0- 0				
2- 11	0- 0	0- 0	CONFERENCE	0- 1	0- 0	2- 10				
2- 5	0- 0	0- 0	HOME	0- 0	0- 0	2- 5				
0- 6	0- 0	0- 0	AWAY	0- 1	0- 0	0- 5				
0- 0	0- 0	0- 0	NEUTRAL	0- 0	0- 0	0- 0				

RPI S	Opponent	Score	RPI S	Opponent	Score	RPI S	Opponent	Score	RPI S	Opponent	Score	Team's RPI: 347
						53	H Albany (NY)	43 83	113	H Boston College	37 58	
						89	A Bucknell	56 74	118	A Harvard	55 73	
									172	H Northeastern	44 77	
									183	H Marist	54 73	
									191	H Rhode Island	41 57	
									214	A Lehigh	48 72	
									214	H Lehigh	66 73	
									231	A Dartmouth	52 72	
									240	A Massachusetts	56 73	
									243	A New Hampshire	52 69	
									244	H Holy Cross	41 60	
									248	A American	33 79	
									248	H American	63 59	
									250	A Navy	56 67	
									250	H Navy	51 49	
									256	A Loyola Maryland	54 63	
									256	H Loyola Maryland	46 67	
									289	H Vermont	45 60	
									291	H Colgate	63 72	
									314	A UMass Lowell	57 70	
									331	A Lafayette	56 71	
									331	H Lafayette	64 71	
LAST 12 Division I GAMES:												
256	H Loyola Maryland	46 67	291	H Colgate	63 72							
248	A American	33 79	256	A Loyola Maryland	54 63							
331	H Lafayette	64 71	248	H American	63 59							
250	H Navy	51 49	331	A Lafayette	56 71							
214	A Lehigh	48 72	250	A Navy	56 67							
89	A Bucknell	56 74	214	H Lehigh	66 73							

Non-Div I Games:

Boston U.

■ Loss,
■ Non-Conf,
■ S Site,
■ H Home
■ A Away
N Neutral

Bowling Green

Through Games Of Feb. 15, 2016

Average RPI Win:	253	WON-LOST	WINNING	LAST 10	STRENGTH OF	OPP. STRENGTH	TEAM	ADJ.	CONF.	ADJ CONF.
Average RPI Loss:	123	RECORD	PCT. RANK	GAMES	SCHEDULE	OF SCHEDULE	RPI	RPI	RPI	RPI
DIV. I ONLY	8- 13	243	3- 7	223	147	252	252	11	11	
DIV. I NON-CONF.	4- 5	193	0- 0	326	174	284	284	13	13	
TOTALS	RPI 1-25	RPI 26-50	W-L RECORDS	RPI 51-100	RPI 101-150	RPI 150+				
8- 13	0- 0	0- 1	OVERALL	0- 4	2- 5	6- 3				
5- 6	0- 0	0- 1	HOME	0- 2	1- 3	4- 0				
2- 6	0- 0	0- 0	AWAY	0- 2	0- 2	2- 2				
1- 1	0- 0	0- 0	NEUTRAL	0- 0	1- 0	0- 1				
4- 5	0- 0	0- 0	NON-CONFERENCE	0- 2	1- 0	3- 3				
3- 1	0- 0	0- 0	HOME	0- 1	0- 0	3- 0				
0- 3	0- 0	0- 0	AWAY	0- 1	0- 0	0- 2				
1- 1	0- 0	0- 0	NEUTRAL	0- 0	1- 0	0- 1				
4- 8	0- 0	0- 1	CONFERENCE	0- 2	1- 5	3- 0				
2- 5	0- 0	0- 1	HOME	0- 1	1- 3	1- 0				
2- 3	0- 0	0- 0	AWAY	0- 1	0- 2	2- 0				
0- 0	0- 0	0- 0	NEUTRAL	0- 0	0- 0	0- 0				

RPI S	Opponent	Score	RPI S	Opponent	Score	RPI S	Opponent	Score	RPI S	Opponent	Score	Team's RPI: 252
28	H Ohio	57 72	62	H South Dakota St.	45 58	106	H Eastern Mich.	67 63				
			68	A Central Mich.	75 76	114	A Toledo	61 75				
			81	H Ball St.	56 67	117	A Western Mich.	45 74				
			91	A Virginia	39 68	117	H Western Mich.	49 65				
						119	H Akron	55 71				
						134	H Buffalo	50 63				
						147	N Jacksonville	72 69				
						154	N Davidson	56 60				
						219	A Cincinnati	51 54				
						258	A Northern Ill.	58 43				
						264	A Miami (OH)	64 58				
						293	A Cleveland St.	48 69				
						299	H Bradley	66 53				
						315	H Illinois St.	70 52				
						317	H Kent St.	71 49				
						320	H Evansville	74 56				
LAST 12 Division I GAMES:												
134	H Buffalo	50 63	258	A Northern Ill.	58 43							
117	H Western Mich.	49 65	81	H Ball St.	56 67							
68	A Central Mich.	75 76	119	H Akron	55 71							
114	A Toledo	61 75	28	H Ohio	57 72							
106	H Eastern Mich.	67 63	117	A Western Mich.	45 74							
317	H Kent St.	71 49	264	A Miami (OH)	64 58							

Non-Div I Games:

Bowling Green

■ Loss,
 ■ Non-Conf,
 ■ S Site,
 ■ H Home
 ■ A Away
 N Neutral

Average RPI Win: 290	WON-LOST	WINNING	LAST 10	STRENGTH OF	OPP. STRENGTH	TEAM	ADJ.	CONF.	ADJ CONF.
Average RPI Loss: 160	RECORD	PCT. RANK	GAMES	SCHEDULE	OF SCHEDULE	RPI	RPI	RPI	RPI
DIV. I ONLY	6- 17	286	3- 7	281	189	299	299	21	21
DIV. I NON-CONF.	3- 7	248	0- 0	247	195	259	259	17	17
TOTALS	RPI 1-25	RPI 26-50	W-L RECORDS	RPI 51-100	RPI 101-150	RPI 150+			
6- 17	0- 1	0- 0	OVERALL	0- 4	0- 5	6- 7			
3- 8	0- 1	0- 0	HOME	0- 1	0- 4	3- 2			
3- 9	0- 0	0- 0	AWAY	0- 3	0- 1	3- 5			
0- 0	0- 0	0- 0	NEUTRAL	0- 0	0- 0	0- 0			
3- 7	0- 1	0- 0	NON-CONFERENCE	0- 2	0- 1	3- 3			
1- 3	0- 1	0- 0	HOME	0- 0	0- 1	1- 1			
2- 4	0- 0	0- 0	AWAY	0- 2	0- 0	2- 2			
0- 0	0- 0	0- 0	NEUTRAL	0- 0	0- 0	0- 0			
3- 10	0- 0	0- 0	CONFERENCE	0- 2	0- 4	3- 4			
2- 5	0- 0	0- 0	HOME	0- 1	0- 3	2- 1			
1- 5	0- 0	0- 0	AWAY	0- 1	0- 1	1- 3			
0- 0	0- 0	0- 0	NEUTRAL	0- 0	0- 0	0- 0			

RPI 1-25				RPI 26-50				RPI 51-100				RPI 101+ Team's RPI: 299			
RPI	S	Opponent	Score	RPI	S	Opponent	Score	RPI	S	Opponent	Score	RPI	S	Opponent	Score
24	H	Oklahoma	46 79					57	A	Iowa	53 60	108	H	Drake	64 76
								75	A	Saint Louis	58 75	117	H	Western Mich.	59 72
								85	A	Missouri St.	56 59	121	H	UNI	47 55
								85	H	Missouri St.	44 55	145	A	Southern Ill.	49 75
												145	H	Southern Ill.	51 65
												167	H	Loyola Chicago	54 67
												177	A	Detroit	75 67
												210	H	Ill.-Chicago	56 66
												232	A	Indiana St.	37 59
												252	A	Bowling Green	53 66
												258	A	Northern Ill.	64 68
												295	A	Wichita St.	55 50
												295	H	Wichita St.	50 44
												315	A	Illinois St.	49 54
												317	H	Kent St.	68 60
												320	A	Evansville	46 62
												320	H	Evansville	66 52
												334	A	Chicago St.	66 60
LAST 12 Division I GAMES:															
85	A	Missouri St.	56 59	232	A	Indiana St.	37 59								
295	A	Wichita St.	55 50	315	A	Illinois St.	49 54								
145	H	Southern Ill.	51 65	295	H	Wichita St.	50 44								
320	H	Evansville	66 52	85	H	Missouri St.	44 55								
121	H	UNI	47 55	320	A	Evansville	46 62								
108	H	Drake	64 76	145	A	Southern Ill.	49 75								

Non-Div I Games: Eureka 87 47

Bradley

■ Loss,
 ■ Non-Conf, S Site,
 ■ Home
 ■ Away
 N Neutral

Average RPI Win:	261	WON-LOST	WINNING	LAST 10	STRENGTH OF	OPP. STRENGTH	TEAM	ADJ.	CONF.	ADJ CONF.
Average RPI Loss:	161	RECORD	PCT. RANK	GAMES	SCHEDULE	OF SCHEDULE	RPI	RPI	RPI	RPI
DIV. I ONLY	11- 9	144	2- 7	302	221	193	193	10	10	
DIV. I NON-CONF.	10- 2	33	2- 1	338	334	151	151	11	11	
TOTALS	RPI 1-25	RPI 26-50	W-L RECORDS	RPI 51-100	RPI 101-150	RPI 150+				
11- 9	0- 0	0- 2	OVERALL	0- 0	0- 1	11- 6				
5- 3	0- 0	0- 0	HOME	0- 0	0- 1	5- 2				
6- 6	0- 0	0- 2	AWAY	0- 0	0- 0	6- 4				
0- 0	0- 0	0- 0	NEUTRAL	0- 0	0- 0	0- 0				
10- 2	0- 0	0- 0	NON-CONFERENCE	0- 0	0- 0	10- 2				
5- 0	0- 0	0- 0	HOME	0- 0	0- 0	5- 0				
5- 2	0- 0	0- 0	AWAY	0- 0	0- 0	5- 2				
0- 0	0- 0	0- 0	NEUTRAL	0- 0	0- 0	0- 0				
1- 7	0- 0	0- 2	CONFERENCE	0- 0	0- 1	1- 4				
0- 3	0- 0	0- 0	HOME	0- 0	0- 1	0- 2				
1- 4	0- 0	0- 2	AWAY	0- 0	0- 0	1- 2				
0- 0	0- 0	0- 0	NEUTRAL	0- 0	0- 0	0- 0				

RPI S	Opponent	Score	RPI S	Opponent	Score	RPI S	Opponent	Score	RPI S	Opponent	Score	Team's RPI: 193
36	A Penn	49 66	38	A Princeton	53 72				118	H Harvard	79 87	
									153	A Cornell	70 85	
									158	A Yale	54 81	
									158	H Yale	39 48	
									191	H Rhode Island	67 63	
									221	A Columbia	73 63	
									225	H Morgan St.	72 45	
									227	A Manhattan	56 80	
									230	H Binghamton	67 65	
									231	H Dartmouth	50 63	
									235	A Bryant	84 67	
									255	H Providence	57 47	
									259	A Bethune-Cookman	68 61	
									289	H Vermont	71 54	
									312	A Fairleigh Dickinson	63 48	
									317	A Kent St.	62 57	
									333	A Saint Peter's	67 79	
									342	A NJIT	74 49	
LAST 12 Division I GAMES:												
231	H Dartmouth	50 63	158	H Yale	39 48							
118	H Harvard	79 87	158	A Yale	54 81							
221	A Columbia	73 63	342	A NJIT	74 49							
153	A Cornell	70 85	333	A Saint Peter's	67 79							
36	A Penn	49 66	312	A Fairleigh Dickinson	63 48							
38	A Princeton	53 72	317	A Kent St.	62 57							

Non-Div I Games: Mount Ida 114 28 Rhode Island Col. 90 35

Brown

Loss, Non-Conf, S Site, H Home A Away N Neutral

Average RPI Win: 291	WON-LOST	WINNING	LAST 10	STRENGTH OF	OPP. STRENGTH	TEAM	ADJ.	CONF.	ADJ CONF.
Average RPI Loss: 192	RECORD	PCT. RANK	GAMES	SCHEDULE	OF SCHEDULE	RPI	RPI	RPI	RPI
DIV. I ONLY	14- 11	138	7- 3	331	331	235	235	30	30
DIV. I NON-CONF.	3- 8	258	0- 0	287	210	304	304	32	32
TOTALS	RPI 1-25	RPI 26-50	W-L RECORDS	RPI 51-100	RPI 101-150	RPI 150+			
14- 11	0- 0	0- 1	OVERALL	0- 1	0- 1	14- 8			
7- 4	0- 0	0- 0	HOME	0- 0	0- 0	7- 4			
7- 7	0- 0	0- 1	AWAY	0- 1	0- 1	7- 4			
0- 0	0- 0	0- 0	NEUTRAL	0- 0	0- 0	0- 0			
3- 8	0- 0	0- 1	NON-CONFERENCE	0- 1	0- 1	3- 5			
2- 3	0- 0	0- 0	HOME	0- 0	0- 0	2- 3			
1- 5	0- 0	0- 1	AWAY	0- 1	0- 1	1- 2			
0- 0	0- 0	0- 0	NEUTRAL	0- 0	0- 0	0- 0			
11- 3	0- 0	0- 0	CONFERENCE	0- 0	0- 0	11- 3			
5- 1	0- 0	0- 0	HOME	0- 0	0- 0	5- 1			
6- 2	0- 0	0- 0	AWAY	0- 0	0- 0	6- 2			
0- 0	0- 0	0- 0	NEUTRAL	0- 0	0- 0	0- 0			

RPI S	Opponent	Score	RPI S	Opponent	Score	RPI S	Opponent	Score	RPI S	Opponent	Score	Team's RPI: 235
34	A Seton Hall	57 93	77	A Maine	38 76	113	A Boston College	59 74				
						153	H Cornell	62 70				
						193	H Brown	67 84				
						196	A Robert Morris	53 55				
						196	H Robert Morris	71 65				
						237	A Sacred Heart	61 59				
						240	H Massachusetts	69 86				
						243	H New Hampshire	55 42				
						244	A Holy Cross	64 65				
						255	A Providence	78 88				
						263	A Saint Francis (PA)	72 85				
						263	H Saint Francis (PA)	84 72				
						266	A Central Conn. St.	65 53				
						266	H Central Conn. St.	70 56				
						289	H Vermont	68 52				
						312	A Fairleigh Dickinson	70 41				
						314	A UMass Lowell	83 64				
						325	H LIU Brooklyn	63 55				
						339	A Mt. St. Mary's	70 59				
						340	A St. Francis Brooklyn	70 42				
						340	H St. Francis Brooklyn	57 58				
						344	A Wagner	82 71				
						344	H Wagner	94 67				
LAST 12 Division I GAMES:												
340	H St. Francis Brooklyn	57 58	263	H Saint Francis (PA)	84 72							
344	H Wagner	94 67	196	H Robert Morris	71 65							
263	A Saint Francis (PA)	72 85	340	A St. Francis Brooklyn	70 42							
196	A Robert Morris	53 55	325	H LIU Brooklyn	63 55							
266	A Central Conn. St.	65 53	339	A Mt. St. Mary's	70 59							
237	A Sacred Heart	61 59	344	A Wagner	82 71							

Non-Div I Games:

Bryant

■ Loss,
 ■ Non-Conf,
 ■ S Site,
 ■ H Home
 ■ A Away
 N Neutral

Bucknell

Through Games Of Feb. 15, 2016

Average RPI Win:	250	WON-LOST	WINNING	LAST 10	STRENGTH OF	OPP. STRENGTH	TEAM	ADJ.	CONF.	ADJ CONF.
Average RPI Loss:	129	RECORD	PCT. RANK	GAMES	SCHEDULE	OF SCHEDULE	RPI	RPI	RPI	RPI
DIV. I ONLY	18- 6	47	9- 1	195	289	89	89	26	26	
DIV. I NON-CONF.	6- 5	146	0- 0	221	285	159	159	28	28	
TOTALS	RPI 1-25	RPI 26-50	W-L RECORDS	RPI 51-100	RPI 101-150	RPI 150+				
18- 6	0- 1	0- 0	OVERALL	1- 1	0- 1	17- 3				
11- 1	0- 0	0- 0	HOME	1- 0	0- 1	10- 0				
7- 5	0- 1	0- 0	AWAY	0- 1	0- 0	7- 3				
0- 0	0- 0	0- 0	NEUTRAL	0- 0	0- 0	0- 0				
6- 5	0- 1	0- 0	NON-CONFERENCE	0- 0	0- 1	6- 3				
4- 1	0- 0	0- 0	HOME	0- 0	0- 1	4- 0				
2- 4	0- 1	0- 0	AWAY	0- 0	0- 0	2- 3				
0- 0	0- 0	0- 0	NEUTRAL	0- 0	0- 0	0- 0				
12- 1	0- 0	0- 0	CONFERENCE	1- 1	0- 0	11- 0				
7- 0	0- 0	0- 0	HOME	1- 0	0- 0	6- 0				
5- 1	0- 0	0- 0	AWAY	0- 1	0- 0	5- 0				
0- 0	0- 0	0- 0	NEUTRAL	0- 0	0- 0	0- 0				

RPI 1-25				RPI 26-50				RPI 51-100				Team's RPI: 89	RPI 101+			
RPI	S	Opponent	Score	RPI	S	Opponent	Score	RPI	S	Opponent	Score		RPI	S	Opponent	Score
1	A	Notre Dame	54 85					72	A	Army West Point	63 68		105	H	Youngstown St.	47 55
								72	H	Army West Point	79 69		170	A	UMBC	52 65
													173	H	Delaware	80 51
													202	A	Canisius	56 61
													214	A	Lehigh	67 54
													214	H	Lehigh	80 77
													225	A	Morgan St.	50 64
													227	A	Manhattan	61 56
													230	H	Binghamton	76 46
													244	A	Holy Cross	58 51
													244	H	Holy Cross	74 64
													248	A	American	66 60
													248	H	American	60 54
													250	A	Navy	51 41
													256	H	Loyola Maryland	71 64
													291	A	Colgate	71 51
													291	H	Colgate	79 60
													293	A	Cleveland St.	59 57
													312	H	Fairleigh Dickinson	72 62
													339	H	Mt. St. Mary's	71 45
													347	H	Boston U.	74 56
LAST 12 Division I GAMES:																
				291	H	Colgate	79 60						256	H	Loyola Maryland	71 64
				214	A	Lehigh	67 54						291	A	Colgate	71 51
				244	H	Holy Cross	74 64						214	H	Lehigh	80 77
				248	H	American	60 54						244	A	Holy Cross	58 51
				72	A	Army West Point	63 68						248	A	American	66 60
				347	H	Boston U.	74 56						72	H	Army West Point	79 69

Non-Div I Games:

Bucknell

■ Loss,
 ■ Non-Conf,
 ■ S Site,
 ■ H Home
 ■ A Away
 N Neutral

Average RPI Win:	220	WON-LOST	WINNING	LAST 10	STRENGTH OF	OPP. STRENGTH	TEAM	ADJ.	CONF.	ADJ CONF.
Average RPI Loss:	115	RECORD	PCT. RANK	GAMES	SCHEDULE	OF SCHEDULE	RPI	RPI	RPI	RPI
DIV. I ONLY	12- 11	159	3- 7	140	173	134	134	11	11	
DIV. I NON-CONF.	8- 3	77	0- 0	212	234	96	96	13	13	
TOTALS	RPI 1-25	RPI 26-50	W-L RECORDS	RPI 51-100	RPI 101-150	RPI 150+				
12- 11	0- 1	1- 1	OVERALL	1- 3	0- 4	10- 2				
5- 4	0- 1	1- 0	HOME	1- 1	0- 2	3- 0				
6- 7	0- 0	0- 1	AWAY	0- 2	0- 2	6- 2				
1- 0	0- 0	0- 0	NEUTRAL	0- 0	0- 0	1- 0				
8- 3	0- 1	0- 1	NON-CONFERENCE	0- 1	0- 0	8- 0				
3- 1	0- 1	0- 0	HOME	0- 0	0- 0	3- 0				
4- 2	0- 0	0- 1	AWAY	0- 1	0- 0	4- 0				
1- 0	0- 0	0- 0	NEUTRAL	0- 0	0- 0	1- 0				
4- 8	0- 0	1- 0	CONFERENCE	1- 2	0- 4	2- 2				
2- 3	0- 0	1- 0	HOME	1- 1	0- 2	0- 0				
2- 5	0- 0	0- 0	AWAY	0- 1	0- 2	2- 2				
0- 0	0- 0	0- 0	NEUTRAL	0- 0	0- 0	0- 0				

RPI 1-25				RPI 26-50				RPI 51-100				RPI 101+ Team's RPI: 134			
RPI	S	Opponent	Score	RPI	S	Opponent	Score	RPI	S	Opponent	Score	RPI	S	Opponent	Score
21	H	Duquesne	62 79	28	H	Ohio	51 43	67	A	Hofstra	36 79	106	A	Eastern Mich.	56 67
				40	A	St. Bonaventure	32 59	68	H	Central Mich.	67 61	114	A	Toledo	60 71
								81	A	Ball St.	63 68	117	H	Western Mich.	78 92
								81	H	Ball St.	57 59	119	H	Akron	61 69
												153	H	Cornell	59 41
												202	H	Canisius	54 40
												237	A	Sacred Heart	66 53
												240	A	Massachusetts	56 48
												241	N	Clemson	61 51
												252	A	Bowling Green	63 50
												258	A	Northern Ill.	74 76
												264	A	Miami (OH)	58 69
												273	A	UCF	66 60
												302	A	Niagara	57 48
												317	A	Kent St.	77 66
												325	H	LIU Brooklyn	55 38
LAST 12 Division I GAMES:															
252	A	Bowling Green	63 50	117	H	Western Mich.	78 92								
114	A	Toledo	60 71	119	H	Akron	61 69								
81	H	Ball St.	57 59	81	A	Ball St.	63 68								
28	H	Ohio	51 43	317	A	Kent St.	77 66								
258	A	Northern Ill.	74 76	68	H	Central Mich.	67 61								
264	A	Miami (OH)	58 69	106	A	Eastern Mich.	56 67								

Non-Div I Games:

Buffalo

■ Loss,
■ Non-Conf, S Site,
■ Home
■ Away
N Neutral

Average RPI Win:	196	WON-LOST	WINNING	LAST 10	STRENGTH OF	OPP. STRENGTH	TEAM	ADJ.	CONF.	ADJ CONF.
Average RPI Loss:	84	RECORD	PCT. RANK	GAMES	SCHEDULE	OF SCHEDULE	RPI	RPI	RPI	RPI
DIV. I ONLY	8- 17	266	1- 9	99	44	194	194	6	6	
DIV. I NON-CONF.	5- 6	180	0- 0	143	26	145	145	6	6	
TOTALS	RPI 1-25	RPI 26-50	W-L RECORDS	RPI 51-100	RPI 101-150	RPI 150+				
8- 17	0- 3	0- 3	OVERALL	2- 6	1- 4	5- 1				
5- 6	0- 2	0- 0	HOME	2- 2	1- 2	2- 0				
2- 11	0- 1	0- 3	AWAY	0- 4	0- 2	2- 1				
1- 0	0- 0	0- 0	NEUTRAL	0- 0	0- 0	1- 0				
5- 6	0- 1	0- 1	NON-CONFERENCE	1- 3	1- 0	3- 1				
3- 1	0- 1	0- 0	HOME	1- 0	1- 0	1- 0				
1- 5	0- 0	0- 1	AWAY	0- 3	0- 0	1- 1				
1- 0	0- 0	0- 0	NEUTRAL	0- 0	0- 0	1- 0				
3- 11	0- 2	0- 2	CONFERENCE	1- 3	0- 4	2- 0				
2- 5	0- 1	0- 0	HOME	1- 2	0- 2	1- 0				
1- 6	0- 1	0- 2	AWAY	0- 1	0- 2	1- 0				
0- 0	0- 0	0- 0	NEUTRAL	0- 0	0- 0	0- 0				

RPI 1-25				RPI 26-50				RPI 51-100				RPI 101+ Team's RPI: 194			
RPI	S	Opponent	Score	RPI	S	Opponent	Score	RPI	S	Opponent	Score	RPI	S	Opponent	Score
20	A	DePaul	63 102	34	A	Seton Hall	77 98	54	H	Villanova	45 57	131	H	Arkansas	63 57
20	H	DePaul	54 61	42	A	St. John's (NY)	41 68	63	A	Chattanooga	49 60	137	A	Xavier	47 55
23	H	Green Bay	46 55	44	A	South Fla.	77 87	81	A	Ball St.	50 58	137	H	Xavier	63 73
								82	A	Marquette	69 76	141	A	Creighton	49 77
								82	H	Marquette	64 80	141	H	Creighton	42 52
								87	H	Georgetown	82 76	229	H	Valparaiso	72 53
								93	H	TCU	65 53	232	A	Indiana St.	63 70
								94	A	Wright St.	53 66	241	N	Clemson	54 50
												255	A	Providence	77 67
												255	H	Providence	65 50
												273	A	UCF	71 63
LAST 12 Division I GAMES:															
20	A	DePaul	63 102	42	A	St. John's (NY)	41 68								
82	A	Marquette	69 76	82	H	Marquette	64 80								
255	H	Providence	65 50	20	H	DePaul	54 61								
141	H	Creighton	42 52	141	A	Creighton	49 77								
137	A	Xavier	47 55	255	A	Providence	77 67								
34	A	Seton Hall	77 98	137	H	Xavier	63 73								

Non-Div I Games:

Butler

■ Loss,
 ■ Non-Conf,
 ■ S Site,
 ■ H Home
 ■ A Away
 N Neutral

CSU Bakersfield

Through Games Of Feb. 15, 2016

Average RPI Win:	270	WON-LOST	WINNING	LAST 10	STRENGTH OF	OPP. STRENGTH	TEAM	ADJ.	CONF.	ADJ CONF.
Average RPI Loss:	132	RECORD	PCT. RANK	GAMES	SCHEDULE	OF SCHEDULE	RPI	RPI	RPI	RPI
DIV. I ONLY	8- 17	266	5- 5	162	166	245	245	25	25	
DIV. I NON-CONF.	3- 12	290	1- 1	67	34	238	238	25	25	
TOTALS	RPI 1-25	RPI 26-50	W-L RECORDS	RPI 51-100	RPI 101-150	RPI 150+				
8- 17	0- 5	0- 0	OVERALL	0- 2	0- 3	8- 7				
6- 5	0- 0	0- 0	HOME	0- 0	0- 1	6- 4				
2- 10	0- 3	0- 0	AWAY	0- 2	0- 2	2- 3				
0- 2	0- 2	0- 0	NEUTRAL	0- 0	0- 0	0- 0				
3- 12	0- 5	0- 0	NON-CONFERENCE	0- 1	0- 3	3- 3				
3- 3	0- 0	0- 0	HOME	0- 0	0- 1	3- 2				
0- 7	0- 3	0- 0	AWAY	0- 1	0- 2	0- 1				
0- 2	0- 2	0- 0	NEUTRAL	0- 0	0- 0	0- 0				
5- 5	0- 0	0- 0	CONFERENCE	0- 1	0- 0	5- 4				
3- 2	0- 0	0- 0	HOME	0- 0	0- 0	3- 2				
2- 3	0- 0	0- 0	AWAY	0- 1	0- 0	2- 2				
0- 0	0- 0	0- 0	NEUTRAL	0- 0	0- 0	0- 0				

RPI 1-25				RPI 26-50				RPI 51-100				RPI 101+ Team's RPI: 245			
RPI	S	Opponent	Score	RPI	S	Opponent	Score	RPI	S	Opponent	Score	RPI	S	Opponent	Score
3	N	South Carolina	71 90					66	A	UC Riverside	61 81	126	A	Hawaii	60 74
6	A	Stanford	41 83					100	A	New Mexico St.	63 86	126	H	Hawaii	55 65
7	N	Arizona St.	47 60									148	A	Fresno St.	52 57
9	A	Oregon St.	51 75									157	H	Pacific	74 80
10	A	UCLA	68 82									190	H	San Jose St.	90 88
												197	H	Cal Poly	57 52
												207	A	UTRGV	46 60
												220	A	Utah Valley	53 72
												220	H	Utah Valley	61 54
												228	H	Grand Canyon	51 61
												254	H	Seattle	76 68
												260	A	UC Santa Barbara	60 61
												267	H	Pepperdine	73 76
												296	A	UMKC	78 68
												296	H	UMKC	40 56
												332	H	UC Irvine	65 39
												334	A	Chicago St.	74 61
												334	H	Chicago St.	76 43
LAST 12 Division I GAMES:															
220	A	Utah Valley	53 72	207	A	UTRGV	46 60								
334	A	Chicago St.	74 61	254	H	Seattle	76 68								
296	A	UMKC	78 68	296	H	UMKC	40 56								
220	H	Utah Valley	61 54	334	H	Chicago St.	76 43								
228	H	Grand Canyon	51 61	332	H	UC Irvine	65 39								
100	A	New Mexico St.	63 86	126	H	Hawaii	55 65								

Non-Div I Games:

CSU Bakersfield

Loss, Non-Conf, S Site, H Home A Away N Neutral

Average RPI Win: 257	WON-LOST	WINNING	LAST 10	STRENGTH OF	OPP. STRENGTH	TEAM	ADJ.	CONF.	ADJ CONF.
Average RPI Loss: 154	RECORD	PCT. RANK	GAMES	SCHEDULE	OF SCHEDULE	RPI	RPI	RPI	RPI
DIV. I ONLY	6- 18	290	4- 6	244	155	287	287	22	22
DIV. I NON-CONF.	2- 12	311	0- 2	230	52	291	291	22	22
TOTALS	RPI 1-25	RPI 26-50	W-L RECORDS	RPI 51-100	RPI 101-150	RPI 150+			
6- 18	0- 1	0- 1	OVERALL	0- 5	2- 3	4- 8			
4- 6	0- 0	0- 1	HOME	0- 1	2- 0	2- 4			
2- 12	0- 1	0- 0	AWAY	0- 4	0- 3	2- 4			
0- 0	0- 0	0- 0	NEUTRAL	0- 0	0- 0	0- 0			
2- 12	0- 1	0- 1	NON-CONFERENCE	0- 4	1- 1	1- 5			
1- 4	0- 0	0- 1	HOME	0- 1	1- 0	0- 2			
1- 8	0- 1	0- 0	AWAY	0- 3	0- 1	1- 3			
0- 0	0- 0	0- 0	NEUTRAL	0- 0	0- 0	0- 0			
4- 6	0- 0	0- 0	CONFERENCE	0- 1	1- 2	3- 3			
3- 2	0- 0	0- 0	HOME	0- 0	1- 0	2- 2			
1- 4	0- 0	0- 0	AWAY	0- 1	0- 2	1- 1			
0- 0	0- 0	0- 0	NEUTRAL	0- 0	0- 0	0- 0			

RPI 1-25				RPI 26-50				RPI 51-100				RPI 101+				Team's RPI: 287	
RPI	S	Opponent	Score	RPI	S	Opponent	Score	RPI	S	Opponent	Score	RPI	S	Opponent	Score		
7	A	Arizona St.	46 69	26	H	Georgia	58 83	56	H	St. Mary's (CA)	59 93	126	A	Hawaii	50 77		
								66	A	UC Riverside	76 83	126	H	Hawaii	63 60		
								70	A	Utah	56 97	130	H	Penn St.	81 73		
								78	A	California	44 106	132	A	Idaho	50 106		
								83	A	San Diego	64 86	150	A	Long Beach St.	71 74		
												175	A	Eastern Wash.	59 70		
												189	H	UC Davis	52 75		
												197	A	Cal Poly	62 66		
												247	H	San Diego St.	65 67		
												254	H	Seattle	56 62		
												260	H	UC Santa Barbara	49 65		
												283	A	Portland	68 62		
												324	A	Portland St.	77 83		
												330	A	Southern Utah	65 67		
												332	A	UC Irvine	83 64		
												332	H	UC Irvine	62 48		
												337	H	Cal St. Fullerton	79 52		
LAST 12 Division I GAMES:																	
332	H	UC Irvine	62 48	197	A	Cal Poly	62 66										
66	A	UC Riverside	76 83	260	H	UC Santa Barbara	49 65										
150	A	Long Beach St.	71 74	126	A	Hawaii	50 77										
337	H	Cal St. Fullerton	79 52	189	H	UC Davis	52 75										
332	A	UC Irvine	83 64	254	H	Seattle	56 62										
126	H	Hawaii	63 60	78	A	California	44 106										

Non-Div I Games:

CSUN

■ Loss,
 ■ Non-Conf,
 ■ S Site,
 ■ H Home
 ■ A Away
 N Neutral

Average RPI Win: 247	WON-LOST	WINNING	LAST 10	STRENGTH OF	OPP. STRENGTH	TEAM	ADJ.	CONF.	ADJ CONF.
Average RPI Loss: 130	RECORD	PCT. RANK	GAMES	SCHEDULE	OF SCHEDULE	RPI	RPI	RPI	RPI
DIV. I ONLY	11- 13	194	4- 6	179	230	197	197	22	22
DIV. I NON-CONF.	7- 6	156	1- 0	120	171	118	118	22	22
TOTALS	RPI 1-25	RPI 26-50	W-L RECORDS	RPI 51-100	RPI 101-150	RPI 150+			
11- 13	0- 1	0- 0	OVERALL	1- 5	1- 2	9- 5			
7- 4	0- 0	0- 0	HOME	0- 2	1- 1	6- 1			
4- 8	0- 1	0- 0	AWAY	1- 3	0- 1	3- 3			
0- 1	0- 0	0- 0	NEUTRAL	0- 0	0- 0	0- 1			
7- 6	0- 1	0- 0	NON-CONFERENCE	1- 3	1- 0	5- 2			
4- 1	0- 0	0- 0	HOME	0- 1	1- 0	3- 0			
3- 4	0- 1	0- 0	AWAY	1- 2	0- 0	2- 1			
0- 1	0- 0	0- 0	NEUTRAL	0- 0	0- 0	0- 1			
4- 7	0- 0	0- 0	CONFERENCE	0- 2	0- 2	4- 3			
3- 3	0- 0	0- 0	HOME	0- 1	0- 1	3- 1			
1- 4	0- 0	0- 0	AWAY	0- 1	0- 1	1- 2			
0- 0	0- 0	0- 0	NEUTRAL	0- 0	0- 0	0- 0			

RPI 1-25			RPI 26-50			RPI 51-100			RPI 101+ Team's RPI: 197		
RPI	S	Opponent	Score	RPI	S	Opponent	Score	RPI	S	Opponent	Score
9	A	Oregon St.	43 80					55	H	Santa Clara	63 69
								56	A	St. Mary's (CA)	83 87
								66	A	UC Riverside	83 93
								66	H	UC Riverside	62 75
								78	A	California	57 82
								98	A	San Francisco	62 61
								126	H	Hawaii	58 64
								148	H	Fresno St.	64 60
								150	A	Long Beach St.	53 65
								160	H	Montana St.	66 57
								188	H	Sacramento St.	97 72
								189	A	UC Davis	71 82
								189	H	UC Davis	57 75
								207	N	UTRGV	58 66
								239	H	Loyola Marymount	70 58
								245	A	CSU Bakersfield	52 57
								260	A	UC Santa Barbara	67 78
								267	A	Pepperdine	61 47
								287	H	CSUN	66 62
								326	A	A&M-Corpus Christi	56 45
								332	A	UC Irvine	72 54
								332	H	UC Irvine	50 38
								337	H	Cal St. Fullerton	51 46
LAST 12 Division I GAMES:											
66	H	UC Riverside	62 75	189	H	UC Davis	57 75				
189	A	UC Davis	71 82	287	H	CSUN	66 62				
332	H	UC Irvine	50 38	337	H	Cal St. Fullerton	51 46				
126	H	Hawaii	58 64	332	A	UC Irvine	72 54				
150	A	Long Beach St.	53 65	260	A	UC Santa Barbara	67 78				
66	A	UC Riverside	83 93	188	H	Sacramento St.	97 72				

Non-Div I Games:

Cal Poly

Average RPI Win:	282	WON-LOST	WINNING	LAST 10	STRENGTH OF	OPP. STRENGTH	TEAM	ADJ.	CONF.	ADJ CONF.
Average RPI Loss:	202	RECORD	PCT. RANK	GAMES	SCHEDULE	OF SCHEDULE	RPI	RPI	RPI	RPI
DIV. I ONLY	2- 23	347	0- 10	234	320	337	337	22	22	
DIV. I NON-CONF.	2- 12	311	0- 1	248	340	324	324	22	22	
TOTALS	RPI 1-25	RPI 26-50	W-L RECORDS	RPI 51-100	RPI 101-150	RPI 150+				
2- 23	0- 0	0- 0	OVERALL	0- 2	0- 3	2- 18				
1- 10	0- 0	0- 0	HOME	0- 2	0- 1	1- 7				
1- 12	0- 0	0- 0	AWAY	0- 0	0- 2	1- 10				
0- 1	0- 0	0- 0	NEUTRAL	0- 0	0- 0	0- 1				
2- 12	0- 0	0- 0	NON-CONFERENCE	0- 1	0- 0	2- 11				
1- 5	0- 0	0- 0	HOME	0- 1	0- 0	1- 4				
1- 6	0- 0	0- 0	AWAY	0- 0	0- 0	1- 6				
0- 1	0- 0	0- 0	NEUTRAL	0- 0	0- 0	0- 1				
0- 11	0- 0	0- 0	CONFERENCE	0- 1	0- 3	0- 7				
0- 5	0- 0	0- 0	HOME	0- 1	0- 1	0- 3				
0- 6	0- 0	0- 0	AWAY	0- 0	0- 2	0- 4				
0- 0	0- 0	0- 0	NEUTRAL	0- 0	0- 0	0- 0				

RPI S	Opponent	Score	RPI S	Opponent	Score	RPI S	Opponent	Score	RPI S	Opponent	Score	Team's RPI: 337
						66	H UC Riverside	43 90	126	A Hawaii	53 62	
						83	H San Diego	44 53	150	A Long Beach St.	57 62	
									150	H Long Beach St.	61 82	
									153	H Cornell	47 59	
									159	A SMU	53 74	
									160	A Montana St.	66 89	
									175	H Eastern Wash.	57 68	
									189	A UC Davis	56 80	
									189	H UC Davis	59 63	
									192	H Weber St.	40 60	
									197	A Cal Poly	46 51	
									209	A Montana	51 86	
									234	H Wyoming	56 61	
									239	A Loyola Marymount	75 73	
									247	A San Diego St.	43 54	
									258	N Northern Ill.	49 72	
									260	A UC Santa Barbara	49 79	
									260	H UC Santa Barbara	47 65	
									267	A Pepperdine	75 81	
									287	A CSUN	52 79	
									309	A North Dakota St.	64 79	
									324	H Portland St.	84 69	
									332	H UC Irvine	58 62	
LAST 12 Division I GAMES:												
189	A	UC Davis	56	80	332	H	UC Irvine	58	62			
66	H	UC Riverside	43	90	150	A	Long Beach St.	57	62			
189	H	UC Davis	59	63	197	A	Cal Poly	46	51			
260	A	UC Santa Barbara	49	79	260	H	UC Santa Barbara	47	65			
287	A	CSUN	52	79	150	H	Long Beach St.	61	82			
126	A	Hawaii	53	62	309	A	North Dakota St.	64	79			

Non-Div I Games:

Cal St. Fullerton

■ Loss,
 ■ Non-Conf,
 ■ S Site,
 ■ H Home
 ■ A Away
 N Neutral

California

Through Games Of Feb. 15, 2016

Average RPI Win:	130	WON-LOST	WINNING	LAST 10	STRENGTH OF	OPP. STRENGTH	TEAM	ADJ.	CONF.	ADJ CONF.
Average RPI Loss:	33	RECORD	PCT. RANK	GAMES	SCHEDULE	OF SCHEDULE	RPI	RPI	RPI	RPI
DIV. I ONLY	12- 13	186	2- 8	13	3	78	78	1	1	
DIV. I NON-CONF.	8- 2	51	0- 0	53	47	38	38	1	1	
TOTALS	RPI 1-25	RPI 26-50	W-L RECORDS	RPI 51-100	RPI 101-150	RPI 150+				
12- 13	2- 7	0- 2	OVERALL	4- 3	1- 1	5- 0				
9- 5	1- 2	0- 1	HOME	3- 2	1- 0	4- 0				
2- 7	1- 1	0- 0	AWAY	0- 0	0- 0	1- 0				
1- 1	0- 1	0- 0	NEUTRAL	1- 0	0- 0	0- 0				
8- 2	1- 1	0- 0	NON-CONFERENCE	3- 1	0- 0	4- 0				
5- 1	0- 0	0- 0	HOME	2- 1	0- 0	3- 0				
2- 0	1- 0	0- 0	AWAY	0- 0	0- 0	1- 0				
1- 1	0- 1	0- 0	NEUTRAL	1- 0	0- 0	0- 0				
4- 11	1- 6	0- 2	CONFERENCE	1- 2	1- 1	1- 0				
4- 4	1- 2	0- 1	HOME	1- 1	1- 0	1- 0				
0- 7	0- 4	0- 1	AWAY	0- 1	0- 1	0- 0				
0- 0	0- 0	0- 0	NEUTRAL	0- 0	0- 0	0- 0				

RPI	S	Opponent	Score	RPI	S	Opponent	Score	RPI	S	Opponent	Score	RPI	S	Opponent	Score
6	A	Stanford	46 53	30	H	Washington	65 75	56	H	St. Mary's (CA)	63 64	112	A	Arizona	52 57
6	H	Stanford	55 60	39	A	Southern California	47 61	58	A	Oregon	59 69	112	H	Arizona	75 56
7	A	Arizona St.	49 57					66	H	UC Riverside	64 58	178	H	Colorado	64 35
7	H	Arizona St.	49 64					69	H	Nebraska	87 80	188	H	Sacramento St.	117 99
9	A	Oregon St.	48 70					70	H	Utah	79 84	197	H	Cal Poly	82 57
10	A	UCLA	56 75					73	H	Washington St.	74 71	268	A	Austin Peay	67 58
10	H	UCLA	108 104					99	N	Liberty	77 72	287	H	CSUN	106 44
14	N	Texas A&M	58 75												
16	A	Louisville	75 71												
LAST 12 Division I GAMES:															
112	H	Arizona	75 56	39	A	Southern California	47 61	10	A	UCLA	56 75				
7	H	Arizona St.	49 64	58	A	Oregon	59 69	9	A	Oregon St.	48 70				
6	H	Stanford	55 60	70	H	Utah	79 84								
6	A	Stanford	46 53	178	H	Colorado	64 35								
30	H	Washington	65 75												
73	H	Washington St.	74 71												

Non-Div I Games:

California

Loss, Non-Conf, S Site, H Home A Away N Neutral

Average RPI Win:	311	WON-LOST	WINNING	LAST 10	STRENGTH OF	OPP. STRENGTH	TEAM	ADJ.	CONF.	ADJ CONF.
Average RPI Loss:	187	RECORD	PCT. RANK	GAMES	SCHEDULE	OF SCHEDULE	RPI	RPI	RPI	RPI
DIV. I ONLY	9- 13	228	3- 7	310	335	281	281	27	27	
DIV. I NON-CONF.	5- 3	119	0- 0	295	347	188	188	29	29	
TOTALS	RPI 1-25	RPI 26-50	W-L RECORDS	RPI 51-100	RPI 101-150	RPI 150+				
9- 13	0- 0	0- 0	OVERALL	0- 2	0- 4	9- 7				
5- 5	0- 0	0- 0	HOME	0- 1	0- 1	5- 3				
4- 7	0- 0	0- 0	AWAY	0- 1	0- 2	4- 4				
0- 1	0- 0	0- 0	NEUTRAL	0- 0	0- 1	0- 0				
5- 3	0- 0	0- 0	NON-CONFERENCE	0- 0	0- 3	5- 0				
3- 0	0- 0	0- 0	HOME	0- 0	0- 0	3- 0				
2- 2	0- 0	0- 0	AWAY	0- 0	0- 2	2- 0				
0- 1	0- 0	0- 0	NEUTRAL	0- 0	0- 1	0- 0				
4- 10	0- 0	0- 0	CONFERENCE	0- 2	0- 1	4- 7				
2- 5	0- 0	0- 0	HOME	0- 1	0- 1	2- 3				
2- 5	0- 0	0- 0	AWAY	0- 1	0- 0	2- 4				
0- 0	0- 0	0- 0	NEUTRAL	0- 0	0- 0	0- 0				

RPI	S	Opponent	Score	RPI	S	Opponent	Score	RPI	S	Opponent	Score	RPI	S	Opponent	Score	Team's RPI: 281
99	A	Liberty	55	67	104	A	VCU	34	57	125	N	Central Ark.	34	57		
99	H	Liberty	52	62	129	H	UNC Asheville	58	72	140	A	ETSU	55	70		
					206	A	Radford	59	62	213	A	Gardner-Webb	56	68		
					213	H	Gardner-Webb	35	70	223	H	Presbyterian	45	69		
					251	H	N.C. A&T	56	55	253	H	High Point	55	69		
					301	H	Western Caro.	73	66	304	A	Coastal Caro.	83	70		
					304	H	Coastal Caro.	73	52	308	A	Charleston So.	57	65		
					313	A	Winthrop	49	50	318	A	Longwood	73	56		
					318	H	Longwood	72	65	319	A	North Florida	66	55		
					339	H	Mt. St. Mary's	62	53	349	A	N.C. Central	57	48		
LAST 12 Division I GAMES:																
318	H	Longwood	72	65	223	H	Presbyterian	45	69							
99	A	Liberty	55	67	253	H	High Point	55	69							
213	A	Gardner-Webb	56	68	206	A	Radford	59	62							
304	H	Coastal Caro.	73	52	318	A	Longwood	73	56							
308	A	Charleston So.	57	65	213	H	Gardner-Webb	35	70							
313	A	Winthrop	49	50	129	H	UNC Asheville	58	72							

Non-Div I Games: UNC Pembroke

62 67

Campbell

■ Loss,
 ■ Non-Conf,
 ■ S Site,
 ■ H Home
 ■ A Away
 N Neutral

Average RPI Win: 250	WON-LOST	WINNING	LAST 10	STRENGTH OF	OPP. STRENGTH	TEAM	ADJ.	CONF.	ADJ CONF.
Average RPI Loss: 149	RECORD	PCT. RANK	GAMES	SCHEDULE	OF SCHEDULE	RPI	RPI	RPI	RPI
DIV. I ONLY	11- 14	204	4- 6	187	237	202	202	23	23
DIV. I NON-CONF.	5- 4	138	0- 0	66	153	95	95	24	24
TOTALS	RPI 1-25	RPI 26-50	W-L RECORDS	RPI 51-100	RPI 101-150	RPI 150+			
11- 14	0- 1	0- 1	OVERALL	1- 0	0- 6	10- 6			
6- 5	0- 0	0- 1	HOME	1- 0	0- 2	5- 2			
5- 9	0- 1	0- 0	AWAY	0- 0	0- 4	5- 4			
0- 0	0- 0	0- 0	NEUTRAL	0- 0	0- 0	0- 0			
5- 4	0- 1	0- 1	NON-CONFERENCE	1- 0	0- 2	4- 0			
3- 1	0- 0	0- 1	HOME	1- 0	0- 0	2- 0			
2- 3	0- 1	0- 0	AWAY	0- 0	0- 2	2- 0			
0- 0	0- 0	0- 0	NEUTRAL	0- 0	0- 0	0- 0			
6- 10	0- 0	0- 0	CONFERENCE	0- 0	0- 4	6- 6			
3- 4	0- 0	0- 0	HOME	0- 0	0- 2	3- 2			
3- 6	0- 0	0- 0	AWAY	0- 0	0- 2	3- 4			
0- 0	0- 0	0- 0	NEUTRAL	0- 0	0- 0	0- 0			

RPI	S	Opponent	Score	RPI	S	Opponent	Score	RPI	S	Opponent	Score	RPI	S	Opponent	Score	Team's RPI: 202
8	A	Texas	62 92	40	H	St. Bonaventure	47 59	89	H	Bucknell	61 56	105	A	Youngstown St.	51 53	
												107	A	Quinnipiac	54 63	
												107	H	Quinnipiac	68 80	
												111	A	Iona	56 79	
												111	H	Iona	76 79	
												134	A	Buffalo	40 54	
												172	A	Northeastern	68 57	
												183	H	Marist	71 69	
												212	A	Fairfield	48 52	
												212	H	Fairfield	50 51	
												217	A	Siena	57 61	
												217	H	Siena	52 58	
												227	A	Manhattan	55 77	
												230	H	Binghamton	80 50	
												263	H	Saint Francis (PA)	77 52	
												274	A	Monmouth	75 79	
												278	A	Lamar	57 55	
												286	A	Rider	73 64	
												286	H	Rider	60 49	
												302	A	Niagara	68 66	
												333	A	Saint Peter's	60 53	
												333	H	Saint Peter's	54 42	
LAST 12 Division I GAMES:																
				183	H	Marist	71 69					212	A	Fairfield	48 52	
				286	H	Rider	60 49					217	A	Siena	57 61	
				274	A	Monmouth	75 79					107	H	Quinnipiac	68 80	
				227	A	Manhattan	55 77					333	H	Saint Peter's	54 42	
				111	H	Iona	76 79					111	A	Iona	56 79	
				302	A	Niagara	68 66					107	A	Quinnipiac	54 63	

Non-Div I Games:

Canisius

■ Loss,
 ■ Non-Conf,
 S Site,
 ■ Home
 ■ Away
 N Neutral

Central Ark.

Through Games Of Feb. 15, 2016

Average RPI Win:	281	WON-LOST	WINNING	LAST 10	STRENGTH OF	OPP. STRENGTH	TEAM	ADJ.	CONF.	ADJ CONF.
Average RPI Loss:	66	RECORD	PCT. RANK	GAMES	SCHEDULE	OF SCHEDULE	RPI	RPI	RPI	RPI
DIV. I ONLY	16- 3	18	9- 1	325	285	125	125	28	28	
DIV. I NON-CONF.	6- 1	27	0- 0	286	319	93	93	26	26	
TOTALS	RPI 1-25	RPI 26-50	W-L RECORDS	RPI 51-100	RPI 101-150	RPI 150+				
16- 3	0- 1	0- 0	OVERALL	0- 1	1- 1	15- 0				
6- 2	0- 0	0- 0	HOME	0- 1	0- 1	6- 0				
8- 1	0- 0	0- 0	AWAY	0- 0	1- 0	7- 0				
2- 0	0- 0	0- 0	NEUTRAL	0- 0	0- 0	2- 0				
6- 1	0- 1	0- 0	NON-CONFERENCE	0- 0	0- 0	6- 0				
2- 0	0- 0	0- 0	HOME	0- 0	0- 0	2- 0				
2- 1	0- 1	0- 0	AWAY	0- 0	0- 0	2- 0				
2- 0	0- 0	0- 0	NEUTRAL	0- 0	0- 0	2- 0				
10- 2	0- 0	0- 0	CONFERENCE	0- 1	1- 1	9- 0				
4- 2	0- 0	0- 0	HOME	0- 1	0- 1	4- 0				
6- 0	0- 0	0- 0	AWAY	0- 0	1- 0	5- 0				
0- 0	0- 0	0- 0	NEUTRAL	0- 0	0- 0	0- 0				

RPI 1-25				RPI 26-50				RPI 51-100				RPI 101+ Team's RPI: 125			
RPI	S	Opponent	Score	RPI	S	Opponent	Score	RPI	S	Opponent	Score	RPI	S	Opponent	Score
15	A	Tennessee	47 102					61	H	Abilene Christian	49 61	123	A	Northwestern St.	74 49
												123	H	Northwestern St.	56 60
												199	A	Southeast Mo. St.	63 54
												233	A	Stephen F. Austin	55 53
												249	H	Houston Baptist	45 44
												269	A	Murray St.	61 51
												269	H	Murray St.	50 40
												278	H	Lamar	74 49
												281	N	Campbell	57 34
												305	H	Southeastern La.	80 58
												311	N	South Carolina St.	51 38
												320	H	Alcorn	58 35
												322	A	Incarnate Word	76 57
												323	A	Nicholls St.	71 65
												326	A	A&M-Corpus Christi	66 55
												341	A	New Orleans	59 44
												341	H	New Orleans	67 55
LAST 12 Division I GAMES:															
322	A	Incarnate Word	76 57	341	A	New Orleans	59 44								
123	H	Northwestern St.	56 60	249	H	Houston Baptist	45 44								
341	H	New Orleans	67 55	278	H	Lamar	74 49								
305	H	Southeastern La.	80 58	233	A	Stephen F. Austin	55 53								
123	A	Northwestern St.	74 49	326	A	A&M-Corpus Christi	66 55								
323	A	Nicholls St.	71 65	61	H	Abilene Christian	49 61								

Non-Div I Games: Central Baptist 70 37 Hendrix 72 43 Crowley's Ridge 93 38 Jarvis Christian 77 23
Central Ark.

Loss, Non-Conf, S Site, H Home A Away N Neutral

Average RPI Win:	283	WON-LOST	WINNING	LAST 10	STRENGTH OF	OPP. STRENGTH	TEAM	ADJ.	CONF.	ADJ CONF.
Average RPI Loss:	200	RECORD	PCT. RANK	GAMES	SCHEDULE	OF SCHEDULE	RPI	RPI	RPI	RPI
DIV. I ONLY	10- 15	230	6- 4	287	329	266	266	30	30	
DIV. I NON-CONF.	3- 8	258	0- 0	236	170	279	279	32	32	
TOTALS	RPI 1-25	RPI 26-50	W-L RECORDS	RPI 51-100	RPI 101-150	RPI 150+				
10- 15	0- 1	0- 0	OVERALL	0- 2	0- 1	10- 11				
6- 4	0- 0	0- 0	HOME	0- 0	0- 0	6- 4				
4- 11	0- 1	0- 0	AWAY	0- 2	0- 1	4- 7				
0- 0	0- 0	0- 0	NEUTRAL	0- 0	0- 0	0- 0				
3- 8	0- 1	0- 0	NON-CONFERENCE	0- 2	0- 1	3- 4				
3- 1	0- 0	0- 0	HOME	0- 0	0- 0	3- 1				
0- 7	0- 1	0- 0	AWAY	0- 2	0- 1	0- 3				
0- 0	0- 0	0- 0	NEUTRAL	0- 0	0- 0	0- 0				
7- 7	0- 0	0- 0	CONFERENCE	0- 0	0- 0	7- 7				
3- 3	0- 0	0- 0	HOME	0- 0	0- 0	3- 3				
4- 4	0- 0	0- 0	AWAY	0- 0	0- 0	4- 4				
0- 0	0- 0	0- 0	NEUTRAL	0- 0	0- 0	0- 0				

RPI 1-25				RPI 26-50				RPI 51-100				RPI 101+ Team's RPI: 266			
RPI	S	Opponent	Score	RPI	S	Opponent	Score	RPI	S	Opponent	Score	RPI	S	Opponent	Score
11	A	Maryland	43 86					72	A	Army West Point	52 81	130	A	Penn St.	47 73
								77	A	Maine	42 62	165	A	Fordham	48 63
												196	A	Robert Morris	55 72
												196	H	Robert Morris	48 39
												203	A	Hartford	41 49
												231	H	Dartmouth	59 55
												235	A	Bryant	56 70
												235	H	Bryant	53 65
												237	A	Sacred Heart	69 79
												237	H	Sacred Heart	57 61
												240	H	Massachusetts	78 68
												243	H	New Hampshire	50 64
												263	A	Saint Francis (PA)	79 59
												263	H	Saint Francis (PA)	66 51
												289	A	Vermont	63 79
												312	A	Fairleigh Dickinson	78 75
												314	H	UMass Lowell	64 53
												325	A	LIU Brooklyn	65 57
												325	H	LIU Brooklyn	45 59
												339	A	Mt. St. Mary's	48 54
												340	H	St. Francis Brooklyn	65 61
												344	A	Wagner	62 52
LAST 12 Division I GAMES:															
325	A	LIU Brooklyn	65 57	196	H	Robert Morris	48 39								
237	A	Sacred Heart	69 79	263	H	Saint Francis (PA)	66 51								
196	A	Robert Morris	55 72	237	H	Sacred Heart	57 61								
263	A	Saint Francis (PA)	79 59	344	A	Wagner	62 52								
235	H	Bryant	53 65	312	A	Fairleigh Dickinson	78 75								
340	H	St. Francis Brooklyn	65 61	339	A	Mt. St. Mary's	48 54								

Non-Div I Games:

Central Conn. St.

■ Loss,
 ■ Non-Conf,
 ■ S Site,
 ■ Home
 ■ A Away
 N Neutral

Average RPI Win: 193	WON-LOST	WINNING	LAST 10	STRENGTH OF	OPP. STRENGTH	TEAM	ADJ.	CONF.	ADJ CONF.
Average RPI Loss: 107	RECORD	PCT. RANK	GAMES	SCHEDULE	OF SCHEDULE	RPI	RPI	RPI	RPI
DIV. I ONLY	17- 7	65	9- 1	117	152	68	68	11	11
DIV. I NON-CONF.	6- 5	146	0- 0	127	116	129	129	13	13
TOTALS	RPI 1-25	RPI 26-50	W-L RECORDS	RPI 51-100	RPI 101-150	RPI 150+			
17- 7	0- 1	0- 1	OVERALL	2- 1	4- 2	11- 2			
9- 2	0- 1	0- 0	HOME	1- 0	2- 1	6- 0			
7- 5	0- 0	0- 1	AWAY	1- 1	2- 1	4- 2			
1- 0	0- 0	0- 0	NEUTRAL	0- 0	0- 0	1- 0			
6- 5	0- 1	0- 0	NON-CONFERENCE	1- 1	0- 1	5- 2			
3- 2	0- 1	0- 0	HOME	1- 0	0- 1	2- 0			
2- 3	0- 0	0- 0	AWAY	0- 1	0- 0	2- 2			
1- 0	0- 0	0- 0	NEUTRAL	0- 0	0- 0	1- 0			
11- 2	0- 0	0- 1	CONFERENCE	1- 0	4- 1	6- 0			
6- 0	0- 0	0- 0	HOME	0- 0	2- 0	4- 0			
5- 2	0- 0	0- 1	AWAY	1- 0	2- 1	2- 0			
0- 0	0- 0	0- 0	NEUTRAL	0- 0	0- 0	0- 0			

RPI 1-25				RPI 26-50				RPI 51-100 Team's RPI: 68				RPI 101+			
RPI	S	Opponent	Score	RPI	S	Opponent	Score	RPI	S	Opponent	Score	RPI	S	Opponent	Score
21	H	Duquesne	49 68	28	A	Ohio	84 86	74	H	Middle Tenn.	81 59	106	A	Eastern Mich.	66 65
								81	A	Ball St.	74 65	109	H	Memphis	61 64
								86	A	Saint Joseph's	66 76	117	H	Western Mich.	53 51
												119	A	Akron	97 77
												119	H	Akron	81 60
												134	A	Buffalo	61 67
												163	A	Illinois	69 74
												166	H	SIUE	78 65
												167	A	Loyola Chicago	68 59
												200	A	Oakland	110 87
												210	A	Ill.-Chicago	63 66
												232	H	Indiana St.	85 65
												252	H	Bowling Green	76 75
												258	A	Northern Ill.	73 67
												258	H	Northern Ill.	95 63
												264	A	Miami (OH)	72 58
												264	H	Miami (OH)	77 54
												286	N	Rider	76 58
												317	H	Kent St.	81 61
LAST 12 Division I GAMES:															
258	A	Northern Ill.	73 67	119	H	Akron	81 60								
81	A	Ball St.	74 65	264	A	Miami (OH)	72 58								
252	H	Bowling Green	76 75	28	A	Ohio	84 86								
106	A	Eastern Mich.	66 65	258	H	Northern Ill.	95 63								
264	H	Miami (OH)	77 54	119	A	Akron	97 77								
117	H	Western Mich.	53 51	134	A	Buffalo	61 67								

Non-Div I Games:

Central Mich.

■ Loss,
 ■ Non-Conf, S Site,
 ■ Home
 ■ Away
 N Neutral

Average RPI Win:	301	WON-LOST	WINNING	LAST 10	STRENGTH OF	OPP. STRENGTH	TEAM	ADJ.	CONF.	ADJ CONF.
Average RPI Loss:	193	RECORD	PCT. RANK	GAMES	SCHEDULE	OF SCHEDULE	RPI	RPI	RPI	RPI
DIV. I ONLY	8- 13	243	3- 7	341	239	308	308	27	27	
DIV. I NON-CONF.	2- 4	234	0- 0	349	66	342	342	29	29	
TOTALS	RPI 1-25	RPI 26-50	W-L RECORDS	RPI 51-100	RPI 101-150	RPI 150+				
8- 13	0- 0	0- 0	OVERALL	0- 3	0- 1	8- 9				
5- 5	0- 0	0- 0	HOME	0- 1	0- 1	5- 3				
3- 8	0- 0	0- 0	AWAY	0- 2	0- 0	3- 6				
0- 0	0- 0	0- 0	NEUTRAL	0- 0	0- 0	0- 0				
2- 4	0- 0	0- 0	NON-CONFERENCE	0- 1	0- 0	2- 3				
2- 0	0- 0	0- 0	HOME	0- 0	0- 0	2- 0				
0- 4	0- 0	0- 0	AWAY	0- 1	0- 0	0- 3				
0- 0	0- 0	0- 0	NEUTRAL	0- 0	0- 0	0- 0				
6- 9	0- 0	0- 0	CONFERENCE	0- 2	0- 1	6- 6				
3- 5	0- 0	0- 0	HOME	0- 1	0- 1	3- 3				
3- 4	0- 0	0- 0	AWAY	0- 1	0- 0	3- 3				
0- 0	0- 0	0- 0	NEUTRAL	0- 0	0- 0	0- 0				

RPI 1-25				RPI 26-50				RPI 51-100				RPI 101+				Team's RPI: 308	
RPI	S	Opponent	Score	RPI	S	Opponent	Score	RPI	S	Opponent	Score	RPI	S	Opponent	Score		
								91	A	Virginia	65	85	129	H	UNC Asheville	50	58
								99	A	Liberty	40	51	201	A	Col. of Charleston	66	81
								99	H	Liberty	49	59	206	A	Radford	40	55
												206	H	Radford	50	61	
												213	A	Gardner-Webb	55	63	
												223	A	Presbyterian	37	52	
												223	H	Presbyterian	49	63	
												241	A	Clemson	36	43	
												253	A	High Point	64	62	
												277	A	Ga. Southern	51	64	
												281	H	Campbell	65	57	
												301	H	Western Caro.	80	59	
												304	H	Coastal Caro.	62	73	
												307	H	Wofford	74	64	
												313	A	Winthrop	58	50	
												313	H	Winthrop	54	51	
												318	A	Longwood	63	54	
												318	H	Longwood	66	58	
LAST 12 Division I GAMES:																	
				206	H	Radford	50	61		206	A	Radford	40	55			
				223	A	Presbyterian	37	52		304	H	Coastal Caro.	62	73			
				318	H	Longwood	66	58		213	A	Gardner-Webb	55	63			
				99	H	Liberty	49	59		129	H	UNC Asheville	50	58			
				313	A	Winthrop	58	50		253	A	High Point	64	62			
				281	H	Campbell	65	57		223	H	Presbyterian	49	63			

Non-Div I Games: Paine 69 62 Columbia Int'l 67 35 Warner 73 53

Charleston So.

Loss, Non-Conf, S Site, H Home A Away N Neutral

Average RPI Win: 198		WON-LOST	WINNING	LAST 10	STRENGTH OF	OPP. STRENGTH	TEAM	ADJ.	CONF.	ADJ CONF.
Average RPI Loss: 88		RECORD	PCT. RANK	GAMES	SCHEDULE	OF SCHEDULE	RPI	RPI	RPI	RPI
DIV. I ONLY		14- 9	105	6- 4	113	132	95	95	12	12
DIV. I NON-CONF.		7- 4	110	0- 0	69	173	73	73	10	10
TOTALS	RPI 1-25		RPI 26-50		W-L RECORDS		RPI 51-100		RPI 101-150	RPI 150+
14- 9	0- 0		0- 4		OVERALL		1- 2		2- 1	11- 2
8- 2	0- 0		0- 1		HOME		1- 0		0- 0	7- 1
5- 7	0- 0		0- 3		AWAY		0- 2		1- 1	4- 1
1- 0	0- 0		0- 0		NEUTRAL		0- 0		1- 0	0- 0
7- 4	0- 0		0- 3		NON-CONFERENCE		1- 1		1- 0	5- 0
4- 1	0- 0		0- 1		HOME		1- 0		0- 0	3- 0
2- 3	0- 0		0- 2		AWAY		0- 1		0- 0	2- 0
1- 0	0- 0		0- 0		NEUTRAL		0- 0		1- 0	0- 0
7- 5	0- 0		0- 1		CONFERENCE		0- 1		1- 1	6- 2
4- 1	0- 0		0- 0		HOME		0- 0		0- 0	4- 1
3- 4	0- 0		0- 1		AWAY		0- 1		1- 1	2- 1
0- 0	0- 0		0- 0		NEUTRAL		0- 0		0- 0	0- 0

RPI 1-25				RPI 26-50				RPI 51-100				RPI 101+			
RPI	S	Opponent	Score	RPI	S	Opponent	Score	RPI	S	Opponent	Score	RPI	S	Opponent	Score
				29	H	Miami (FL)	70 77	74	A	Middle Tenn.	67 72	120	N	Mercer	72 62
				33	A	Missouri	71 88	81	H	Ball St.	72 66	142	A	Marshall	64 61
				46	A	North Carolina St.	65 72	92	A	Elon	83 90	143	A	UAB	57 75
				50	A	Western Ky.	66 77					152	H	Southern Miss.	80 59
												154	A	Davidson	99 88
												161	A	Old Dominion	85 94
												161	H	Old Dominion	59 71
												171	H	Fla. Atlantic	85 79
												176	H	Louisiana Tech	63 58
												196	H	Robert Morris	94 73
												201	H	Col. of Charleston	89 61
												224	A	North Texas	82 70
												242	A	Rice	69 58
												271	A	Georgia St.	83 71
												288	H	FIU	87 74
												349	H	N.C. Central	67 52
LAST 12 Division I GAMES:															
				224	A	North Texas	82 70	142	A	Marshall	64 61				
				242	A	Rice	69 58	143	A	UAB	57 75				
				161	A	Old Dominion	85 94	74	A	Middle Tenn.	67 72				
				171	H	Fla. Atlantic	85 79	176	H	Louisiana Tech	63 58				
				288	H	FIU	87 74	152	H	Southern Miss.	80 59				
				50	A	Western Ky.	66 77	161	H	Old Dominion	59 71				

Non-Div I Games:

Charlotte

Loss, Non-Conf, S Site, H Home A Away N Neutral

Average RPI Win:	289	WON-LOST	WINNING	LAST 10	STRENGTH OF	OPP. STRENGTH	TEAM	ADJ.	CONF.	ADJ CONF.
Average RPI Loss:	198	RECORD	PCT. RANK	GAMES	SCHEDULE	OF SCHEDULE	RPI	RPI	RPI	RPI
DIV. I ONLY	4- 20	323	2- 8	286	266	334	334	25	25	
DIV. I NON-CONF.	2- 12	311	0- 2	290	276	337	337	25	25	
TOTALS	RPI 1-25	RPI 26-50	W-L RECORDS	RPI 51-100	RPI 101-150	RPI 150+				
4- 20	0- 1	0- 1	OVERALL	0- 2	0- 1	4- 15				
3- 9	0- 0	0- 1	HOME	0- 1	0- 0	3- 7				
1- 11	0- 1	0- 0	AWAY	0- 1	0- 1	1- 8				
0- 0	0- 0	0- 0	NEUTRAL	0- 0	0- 0	0- 0				
2- 12	0- 1	0- 1	NON-CONFERENCE	0- 0	0- 1	2- 9				
1- 6	0- 0	0- 1	HOME	0- 0	0- 0	1- 5				
1- 6	0- 1	0- 0	AWAY	0- 0	0- 1	1- 4				
0- 0	0- 0	0- 0	NEUTRAL	0- 0	0- 0	0- 0				
2- 8	0- 0	0- 0	CONFERENCE	0- 2	0- 0	2- 6				
2- 3	0- 0	0- 0	HOME	0- 1	0- 0	2- 2				
0- 5	0- 0	0- 0	AWAY	0- 1	0- 0	0- 4				
0- 0	0- 0	0- 0	NEUTRAL	0- 0	0- 0	0- 0				

RPI S	Opponent	Score	RPI S	Opponent	Score	RPI S	Opponent	Score	RPI S	Opponent	Score	Team's RPI: 334
20	A DePaul	42 88	48	H Kansas St.	54 63	100	A New Mexico St.	63 76	117	A Western Mich.	56 65	
						100	H New Mexico St.	60 70	163	A Illinois	36 67	
									185	H Milwaukee	48 55	
									200	H Oakland	51 74	
									207	H UTRGV	56 64	
									210	H Ill.-Chicago	47 51	
									220	A Utah Valley	46 74	
									226	A Western Ill.	50 88	
									228	A Grand Canyon	36 74	
									245	A CSU Bakersfield	43 76	
									245	H CSU Bakersfield	61 74	
									254	A Seattle	45 59	
									254	H Seattle	57 49	
									258	H Northern Ill.	50 68	
									296	H UMKC	77 72	
									298	H Morehead St.	75 71	
									299	H Bradley	60 66	
									306	A Jackson St.	76 59	
									315	A Illinois St.	53 57	
									328	A IPFW	51 62	
LAST 12 Division I GAMES:												
100	A New Mexico St.	63 76	100	H New Mexico St.	60 70							
245	H CSU Bakersfield	61 74	207	H UTRGV	56 64							
254	H Seattle	57 49	254	A Seattle	45 59							
296	H UMKC	77 72	245	A CSU Bakersfield	43 76							
220	A Utah Valley	46 74	185	H Milwaukee	48 55							
228	A Grand Canyon	36 74	258	H Northern Ill.	50 68							

Non-Div I Games:

Chicago St.

■ Loss,
■ Non-Conf,
■ S Site,
■ H Home
■ A Away
N Neutral

Average RPI Win:	246	WON-LOST	WINNING	LAST 10	STRENGTH OF	OPP. STRENGTH	TEAM	ADJ.	CONF.	ADJ CONF.
Average RPI Loss:	89	RECORD	PCT. RANK	GAMES	SCHEDULE	OF SCHEDULE	RPI	RPI	RPI	RPI
DIV. I ONLY	7- 17	276	2- 8	81	83	219	219	9	9	
DIV. I NON-CONF.	4- 7	222	0- 0	31	102	177	177	7	7	
TOTALS	RPI 1-25	RPI 26-50	W-L RECORDS	RPI 51-100	RPI 101-150	RPI 150+				
7- 17	0- 3	0- 4	OVERALL	0- 3	0- 3	7- 4				
5- 8	0- 2	0- 1	HOME	0- 2	0- 1	5- 2				
2- 7	0- 0	0- 2	AWAY	0- 1	0- 2	2- 2				
0- 2	0- 1	0- 1	NEUTRAL	0- 0	0- 0	0- 0				
4- 7	0- 2	0- 2	NON-CONFERENCE	0- 1	0- 1	4- 1				
4- 2	0- 1	0- 0	HOME	0- 1	0- 0	4- 0				
0- 3	0- 0	0- 1	AWAY	0- 0	0- 1	0- 1				
0- 2	0- 1	0- 1	NEUTRAL	0- 0	0- 0	0- 0				
3- 10	0- 1	0- 2	CONFERENCE	0- 2	0- 2	3- 3				
1- 6	0- 1	0- 1	HOME	0- 1	0- 1	1- 2				
2- 4	0- 0	0- 1	AWAY	0- 1	0- 1	2- 1				
0- 0	0- 0	0- 0	NEUTRAL	0- 0	0- 0	0- 0				

RPI 1-25				RPI 26-50				RPI 51-100				RPI 101+				Team's RPI: 219	
RPI	S	Opponent	Score	RPI	S	Opponent	Score	RPI	S	Opponent	Score	RPI	S	Opponent	Score		
2	H	UConn	45 107	26	A	Georgia	42 60	64	A	Temple	51 74	109	A	Memphis	51 54		
4	N	Baylor	34 72	32	N	Michigan St.	63 103	64	H	Temple	49 74	109	H	Memphis	47 64		
5	H	Ohio St.	76 105	44	A	South Fla.	49 82	96	H	UT Martin	57 63	137	A	Xavier	56 65		
				44	H	South Fla.	51 78					155	H	Northern Ky.	71 68		
												159	H	SMU	55 73		
												174	A	East Carolina	60 63		
												177	A	Detroit	68 77		
												184	A	Tulsa	55 53		
												252	H	Bowling Green	54 51		
												261	H	Houston	56 50		
												263	H	Saint Francis (PA)	93 86		
												273	A	UCF	68 50		
												273	H	UCF	60 80		
												336	H	Eastern Ill.	70 57		
LAST 12 Division I GAMES:																	
				44	H	South Fla.	51 78	174	A	East Carolina	60 63						
				64	H	Temple	49 74	273	H	UCF	60 80						
				109	A	Memphis	51 54	184	A	Tulsa	55 53						
				44	A	South Fla.	49 82	64	A	Temple	51 74						
				261	H	Houston	56 50	109	H	Memphis	47 64						
				159	H	SMU	55 73	273	A	UCF	68 50						

Non-Div I Games:

Cincinnati

■ Loss,
■ Non-Conf,
■ S Site,
■ H Home
■ A Away
N Neutral

Average RPI Win:	256	WON-LOST	WINNING	LAST 10	STRENGTH OF	OPP. STRENGTH	TEAM	ADJ.	CONF.	ADJ CONF.
Average RPI Loss:	108	RECORD	PCT. RANK	GAMES	SCHEDULE	OF SCHEDULE	RPI	RPI	RPI	RPI
DIV. I ONLY	4- 21	325	0- 10	41	113	241	241	5	5	
DIV. I NON-CONF.	4- 9	245	0- 0	126	338	255	255	5	5	
TOTALS	RPI 1-25	RPI 26-50	W-L RECORDS	RPI 51-100	RPI 101-150	RPI 150+				
4- 21	0- 5	0- 1	OVERALL	0- 5	1- 5	3- 5				
3- 10	0- 2	0- 1	HOME	0- 2	1- 2	2- 3				
1- 9	0- 3	0- 0	AWAY	0- 3	0- 2	1- 1				
0- 2	0- 0	0- 0	NEUTRAL	0- 0	0- 1	0- 1				
4- 9	0- 1	0- 0	NON-CONFERENCE	0- 2	1- 1	3- 5				
3- 4	0- 1	0- 0	HOME	0- 0	1- 0	2- 3				
1- 3	0- 0	0- 0	AWAY	0- 2	0- 0	1- 1				
0- 2	0- 0	0- 0	NEUTRAL	0- 0	0- 1	0- 1				
0- 12	0- 4	0- 1	CONFERENCE	0- 3	0- 4	0- 0				
0- 6	0- 1	0- 1	HOME	0- 2	0- 2	0- 0				
0- 6	0- 3	0- 0	AWAY	0- 1	0- 2	0- 0				
0- 0	0- 0	0- 0	NEUTRAL	0- 0	0- 0	0- 0				

RPI 1-25				RPI 26-50				RPI 51-100				RPI 101+ Team's RPI: 241			
RPI	S	Opponent	Score	RPI	S	Opponent	Score	RPI	S	Opponent	Score	RPI	S	Opponent	Score
3	H	South Carolina	41 67	29	H	Miami (FL)	49 83	51	H	Duke	43 72	101	A	North Carolina	56 72
13	A	Florida St.	56 75					58	A	Oregon	56 69	110	A	Virginia Tech	49 79
13	H	Florida St.	40 85					77	A	Maine	42 75	115	H	Wake Forest	45 55
16	A	Louisville	33 75					84	A	Georgia Tech	48 77	127	H	Pittsburgh	56 59
19	A	Syracuse	62 83					84	H	Georgia Tech	63 76	129	H	UNC Asheville	67 49
												134	N	Buffalo	51 61
												194	N	Butler	50 54
												216	H	William & Mary	41 58
												217	A	Furman	49 70
												275	A	Tennessee Tech	71 53
												294	H	Florida A&M	68 77
												304	H	Coastal Caro.	47 63
												308	H	Charleston So.	43 36
												311	H	South Carolina St.	63 54
LAST 12 Division I GAMES:															
84	A	Georgia Tech	48 77	84	H	Georgia Tech	63 76								
115	H	Wake Forest	45 55	51	H	Duke	43 72								
13	A	Florida St.	56 75	110	A	Virginia Tech	49 79								
19	A	Syracuse	62 83	13	H	Florida St.	40 85								
127	H	Pittsburgh	56 59	29	H	Miami (FL)	49 83								
16	A	Louisville	33 75	101	A	North Carolina	56 72								

Non-Div I Games:

Clemson

■ Loss,
 ■ Non-Conf, S Site,
 ■ Home
 ■ Away
 N Neutral

Average RPI Win:	232	WON-LOST	WINNING	LAST 10	STRENGTH OF	OPP. STRENGTH	TEAM	ADJ.	CONF.	ADJ CONF.
Average RPI Loss:	164	RECORD	PCT. RANK	GAMES	SCHEDULE	OF SCHEDULE	RPI	RPI	RPI	RPI
DIV. I ONLY	5- 18	305	1- 4	176	200	293	293	14	14	
DIV. I NON-CONF.	3- 7	248	0- 1	321	250	319	319	15	15	
TOTALS	RPI 1-25	RPI 26-50	W-L RECORDS	RPI 51-100	RPI 101-150	RPI 150+				
5- 18	0- 2	0- 0	OVERALL	0- 3	1- 2	4- 11				
4- 7	0- 1	0- 0	HOME	0- 2	1- 0	3- 4				
1- 9	0- 1	0- 0	AWAY	0- 0	0- 2	1- 6				
0- 2	0- 0	0- 0	NEUTRAL	0- 1	0- 0	0- 1				
3- 7	0- 0	0- 0	NON-CONFERENCE	0- 2	0- 2	3- 3				
2- 2	0- 0	0- 0	HOME	0- 1	0- 0	2- 1				
1- 3	0- 0	0- 0	AWAY	0- 0	0- 2	1- 1				
0- 2	0- 0	0- 0	NEUTRAL	0- 1	0- 0	0- 1				
2- 11	0- 2	0- 0	CONFERENCE	0- 1	1- 0	1- 8				
2- 5	0- 1	0- 0	HOME	0- 1	1- 0	1- 3				
0- 6	0- 1	0- 0	AWAY	0- 0	0- 0	0- 5				
0- 0	0- 0	0- 0	NEUTRAL	0- 0	0- 0	0- 0				

RPI S	Opponent	Score	RPI S	Opponent	Score	RPI S	Opponent	Score	RPI S	Opponent	Score	Team's RPI: 293
23	A Green Bay	53 71				75	N Saint Louis	65 76	102	A Belmont	58 76	
23	H Green Bay	45 66				89	H Bucknell	57 59	105	H Youngstown St.	75 68	
						94	H Wright St.	65 93	114	A Toledo	53 66	
									155	H Northern Ky.	51 83	
									177	A Detroit	68 82	
									177	H Detroit	60 66	
									185	A Milwaukee	58 59	
									185	H Milwaukee	46 62	
									200	A Oakland	69 79	
									200	H Oakland	88 75	
									210	A Ill.-Chicago	62 80	
									229	A Valparaiso	59 66	
									252	H Bowling Green	69 48	
									288	H FIU	64 57	
									292	N UNCG	51 55	
									302	A Niagara	72 73	
									317	A Kent St.	60 49	
									320	H Evansville	63 72	
LAST 12 Division I GAMES:												
292	N UNCG	51 55	155	H Northern Ky.	51 83							
23	A Green Bay	53 71	210	A Ill.-Chicago	62 80							
185	A Milwaukee	58 59	229	A Valparaiso	59 66							
200	H Oakland	88 75	105	H Youngstown St.	75 68							
177	H Detroit	60 66	185	H Milwaukee	46 62							
94	H Wright St.	65 93	23	H Green Bay	45 66							

Non-Div I Games:

Cleveland St.

Average RPI Win:	264	WON-LOST	WINNING	LAST 10	STRENGTH OF	OPP. STRENGTH	TEAM	ADJ.	CONF.	ADJ CONF.
Average RPI Loss:	208	RECORD	PCT. RANK	GAMES	SCHEDULE	OF SCHEDULE	RPI	RPI	RPI	RPI
DIV. I ONLY	5- 15	290	2- 8	277	309	304	304	27	27	
DIV. I NON-CONF.	2- 4	234	0- 0	274	251	269	269	29	29	
TOTALS	RPI 1-25	RPI 26-50	W-L RECORDS	RPI 51-100	RPI 101-150	RPI 150+				
5- 15	0- 0	0- 0	OVERALL	0- 2	0- 3	5- 10				
2- 5	0- 0	0- 0	HOME	0- 1	0- 1	2- 3				
3- 7	0- 0	0- 0	AWAY	0- 0	0- 1	3- 6				
0- 3	0- 0	0- 0	NEUTRAL	0- 1	0- 1	0- 1				
2- 4	0- 0	0- 0	NON-CONFERENCE	0- 1	0- 1	2- 2				
1- 0	0- 0	0- 0	HOME	0- 0	0- 0	1- 0				
1- 1	0- 0	0- 0	AWAY	0- 0	0- 0	1- 1				
0- 3	0- 0	0- 0	NEUTRAL	0- 1	0- 1	0- 1				
3- 11	0- 0	0- 0	CONFERENCE	0- 1	0- 2	3- 8				
1- 5	0- 0	0- 0	HOME	0- 1	0- 1	1- 3				
2- 6	0- 0	0- 0	AWAY	0- 0	0- 1	2- 5				
0- 0	0- 0	0- 0	NEUTRAL	0- 0	0- 0	0- 0				

RPI S	Opponent	Score	RPI S	Opponent	Score	RPI S	Opponent	Score	RPI S	Opponent	Score	Team's RPI: 304
						67 N	Hofstra	40 82	115 N	Wake Forest	52 81	
						99 H	Liberty	63 65	129 A	UNC Asheville	69 77	
									129 H	UNC Asheville	52 63	
									206 A	Radford	45 61	
									206 H	Radford	36 49	
									213 A	Gardner-Webb	59 56	
									223 A	Presbyterian	42 66	
									237 N	Sacred Heart	62 71	
									241 A	Clemson	63 47	
									253 A	High Point	52 53	
									253 H	High Point	79 53	
									263 A	Saint Francis (PA)	74 106	
									281 A	Campbell	52 73	
									281 H	Campbell	70 83	
									307 H	Wofford	83 69	
									308 A	Charleston So.	73 62	
									313 A	Winthrop	43 52	
									318 H	Longwood	48 56	
LAST 12 Division I GAMES:												
313 A	Winthrop	43 52	99 H	Liberty	63 65							
253 H	High Point	79 53	308 A	Charleston So.	73 62							
129 A	UNC Asheville	69 77	253 A	High Point	52 53							
206 H	Radford	36 49	318 H	Longwood	48 56							
281 A	Campbell	52 73	213 A	Gardner-Webb	59 56							
223 A	Presbyterian	42 66	206 A	Radford	45 61							

Non-Div I Games: Allen 86 45 Warren Wilson 100 49 Mid-Atlantic Christ105 15

Coastal Caro.

Average RPI Win:	242	WON-LOST	WINNING	LAST 10	STRENGTH OF	OPP. STRENGTH	TEAM	ADJ.	CONF.	ADJ CONF.
Average RPI Loss:	115	RECORD	PCT. RANK	GAMES	SCHEDULE	OF SCHEDULE	RPI	RPI	RPI	RPI
DIV. I ONLY	9- 14	238	4- 6	135	175	201	201	13	13	
DIV. I NON-CONF.	5- 6	180	0- 0	108	259	173	173	12	12	
TOTALS	RPI 1-25	RPI 26-50	W-L RECORDS	RPI 51-100	RPI 101-150	RPI 150+				
9- 14	0- 1	0- 2	OVERALL	1- 4	0- 3	8- 4				
6- 5	0- 1	0- 1	HOME	1- 1	0- 0	5- 2				
3- 9	0- 0	0- 1	AWAY	0- 3	0- 3	3- 2				
0- 0	0- 0	0- 0	NEUTRAL	0- 0	0- 0	0- 0				
5- 6	0- 1	0- 1	NON-CONFERENCE	0- 1	0- 3	5- 0				
4- 2	0- 1	0- 1	HOME	0- 0	0- 0	4- 0				
1- 4	0- 0	0- 0	AWAY	0- 1	0- 3	1- 0				
0- 0	0- 0	0- 0	NEUTRAL	0- 0	0- 0	0- 0				
4- 8	0- 0	0- 1	CONFERENCE	1- 3	0- 0	3- 4				
2- 3	0- 0	0- 0	HOME	1- 1	0- 0	1- 2				
2- 5	0- 0	0- 1	AWAY	0- 2	0- 0	2- 2				
0- 0	0- 0	0- 0	NEUTRAL	0- 0	0- 0	0- 0				

RPI 1-25				RPI 26-50				RPI 51-100				RPI 101+ Team's RPI: 201			
RPI	S	Opponent	Score	RPI	S	Opponent	Score	RPI	S	Opponent	Score	RPI	S	Opponent	Score
16	H	Louisville	67 71	35	A	James Madison	61 83	67	H	Hofstra	58 62	110	A	Virginia Tech	47 81
				50	H	Western Ky.	44 78	88	A	Drexel	54 66	120	A	Mercer	58 66
								88	H	Drexel	49 46	136	A	Boise St.	38 61
								92	A	Elon	41 52	172	H	Northeastern	49 52
								95	A	Charlotte	61 89	173	A	Delaware	55 72
												173	H	Delaware	47 63
												192	A	Weber St.	50 42
												216	A	William & Mary	55 51
												257	H	Appalachian St.	60 50
												261	H	Houston	55 48
												262	A	UNCW	64 53
												284	A	Towson	51 62
												284	H	Towson	67 55
												308	H	Charleston So.	81 66
												313	H	Winthrop	77 63
LAST 12 Division I GAMES:															
284	A	Towson	51 62	92	A	Elon	41 52								
173	A	Delaware	55 72	262	A	UNCW	64 53								
88	H	Drexel	49 46	173	H	Delaware	47 63								
172	H	Northeastern	49 52	67	H	Hofstra	58 62								
284	H	Towson	67 55	35	A	James Madison	61 83								
216	A	William & Mary	55 51	88	A	Drexel	54 66								

Non-Div I Games:

Col. of Charleston

■ Loss,
 ■ Non-Conf,
 ■ S Site,
 ■ H Home
 ■ A Away
 N Neutral

Average RPI Win: 305	WON-LOST	WINNING	LAST 10	STRENGTH OF	OPP. STRENGTH	TEAM	ADJ.	CONF.	ADJ CONF.
Average RPI Loss: 168	RECORD	PCT. RANK	GAMES	SCHEDULE	OF SCHEDULE	RPI	RPI	RPI	RPI
DIV. I ONLY	4- 19	319	1- 9	167	258	291	291	26	26
DIV. I NON-CONF.	2- 8	290	0- 0	121	156	256	256	28	28
TOTALS	RPI 1-25	RPI 26-50	W-L RECORDS	RPI 51-100	RPI 101-150	RPI 150+			
4- 19	0- 2	0- 1	OVERALL	0- 5	0- 0	4- 11			
1- 10	0- 1	0- 1	HOME	0- 3	0- 0	1- 5			
3- 9	0- 1	0- 0	AWAY	0- 2	0- 0	3- 6			
0- 0	0- 0	0- 0	NEUTRAL	0- 0	0- 0	0- 0			
2- 8	0- 2	0- 1	NON-CONFERENCE	0- 1	0- 0	2- 4			
1- 4	0- 1	0- 1	HOME	0- 1	0- 0	1- 1			
1- 4	0- 1	0- 0	AWAY	0- 0	0- 0	1- 3			
0- 0	0- 0	0- 0	NEUTRAL	0- 0	0- 0	0- 0			
2- 11	0- 0	0- 0	CONFERENCE	0- 4	0- 0	2- 7			
0- 6	0- 0	0- 0	HOME	0- 2	0- 0	0- 4			
2- 5	0- 0	0- 0	AWAY	0- 2	0- 0	2- 3			
0- 0	0- 0	0- 0	NEUTRAL	0- 0	0- 0	0- 0			

RPI 1-25				RPI 26-50				RPI 51-100				RPI 101+ Team's RPI: 291			
RPI	S	Opponent	Score	RPI	S	Opponent	Score	RPI	S	Opponent	Score	RPI	S	Opponent	Score
2	H	UConn	50 94	40	H	St. Bonaventure	38 62	72	A	Army West Point	55 67	153	A	Cornell	60 73
20	A	DePaul	46 96					72	H	Army West Point	55 78	217	H	Siena	52 50
								89	A	Bucknell	60 79	230	A	Binghamton	56 63
								89	H	Bucknell	51 71	244	A	Holy Cross	61 70
								97	H	Gonzaga	50 80	244	H	Holy Cross	71 80
												248	A	American	56 64
												248	H	American	37 49
												250	A	Navy	41 51
												250	H	Navy	58 62
												256	H	Loyola Maryland	49 65
												274	H	Monmouth	80 86
												317	A	Kent St.	71 76
												325	A	LIU Brooklyn	63 53
												331	A	Lafayette	72 59
												347	A	Boston U.	72 63
LAST 12 Division I GAMES:															
89	A	Bucknell	60 79	347	A	Boston U.	72 63								
72	H	Army West Point	55 78	89	H	Bucknell	51 71								
250	H	Navy	58 62	72	A	Army West Point	55 67								
244	A	Holy Cross	61 70	250	A	Navy	41 51								
248	A	American	56 64	244	H	Holy Cross	71 80								
256	H	Loyola Maryland	49 65	248	H	American	37 49								

Non-Div I Games:

Colgate

■ Loss,
 ■ Non-Conf, S Site,
 ■ Home
 ■ Away
 N Neutral

Average RPI Win:	197	WON-LOST	WINNING	LAST 10	STRENGTH OF	OPP. STRENGTH	TEAM	ADJ.	CONF.	ADJ CONF.
Average RPI Loss:	57	RECORD	PCT. RANK	GAMES	SCHEDULE	OF SCHEDULE	RPI	RPI	RPI	RPI
DIV. I ONLY	6- 19	296	1- 9	12	28	178	178	1	1	
DIV. I NON-CONF.	5- 6	180	0- 0	57	146	160	160	1	1	
TOTALS	RPI 1-25	RPI 26-50	W-L RECORDS	RPI 51-100	RPI 101-150	RPI 150+				
6- 19	0- 7	1- 3	OVERALL	0- 6	0- 2	5- 1				
6- 8	0- 3	1- 2	HOME	0- 3	0- 0	5- 0				
0- 11	0- 4	0- 1	AWAY	0- 3	0- 2	0- 1				
0- 0	0- 0	0- 0	NEUTRAL	0- 0	0- 0	0- 0				
5- 6	0- 2	0- 2	NON-CONFERENCE	0- 0	0- 1	5- 1				
5- 2	0- 1	0- 1	HOME	0- 0	0- 0	5- 0				
0- 4	0- 1	0- 1	AWAY	0- 0	0- 1	0- 1				
0- 0	0- 0	0- 0	NEUTRAL	0- 0	0- 0	0- 0				
1- 13	0- 5	1- 1	CONFERENCE	0- 6	0- 1	0- 0				
1- 6	0- 2	1- 1	HOME	0- 3	0- 0	0- 0				
0- 7	0- 3	0- 0	AWAY	0- 3	0- 1	0- 0				
0- 0	0- 0	0- 0	NEUTRAL	0- 0	0- 0	0- 0				

RPI 1-25				RPI 26-50				RPI 51-100				RPI 101+ Team's RPI: 178			
RPI	S	Opponent	Score	RPI	S	Opponent	Score	RPI	S	Opponent	Score	RPI	S	Opponent	Score
6	A	Stanford	56 71	30	H	Washington	74 76	58	A	Oregon	70 77	112	A	Arizona	52 63
7	A	Arizona St.	37 64	33	H	Missouri	75 79	58	H	Oregon	46 59	150	A	Long Beach St.	42 59
9	A	Oregon St.	50 73	39	H	Southern California	66 63	70	A	Utah	55 71	169	H	Northern Colo.	63 41
9	H	Oregon St.	47 61	45	A	Colorado St.	63 64	70	H	Utah	68 76	223	H	Presbyterian	72 60
10	H	UCLA	64 82					73	H	Washington St.	66 74	234	A	Wyoming	68 77
18	A	Kentucky	61 86					78	A	California	35 64	239	H	Loyola Marymount	92 81
22	H	Florida	61 83									240	H	Massachusetts	90 63
												272	H	Northern Ariz.	90 66
LAST 12 Division I GAMES:															
58	A	Oregon	70 77	9	H	Oregon St.	47 61								
9	A	Oregon St.	50 73	58	H	Oregon	46 59								
70	H	Utah	68 76	112	A	Arizona	52 63								
70	A	Utah	55 71	7	A	Arizona St.	37 64								
39	H	Southern California	66 63	6	A	Stanford	56 71								
10	H	UCLA	64 82	78	A	California	35 64								

Non-Div I Games:

Colorado

■ Loss,
 ■ Non-Conf, S Site,
 ■ Home
 ■ Away
 N Neutral

Average RPI Win:	215	WON-LOST	WINNING	LAST 10	STRENGTH OF	OPP. STRENGTH	TEAM	ADJ.	CONF.	ADJ CONF.
Average RPI Loss:	36	RECORD	PCT. RANK	GAMES	SCHEDULE	OF SCHEDULE	RPI	RPI	RPI	RPI
DIV. I ONLY	20- 1	5	10- 0	240	197	45	45	19	19	
DIV. I NON-CONF.	8- 1	23	0- 0	205	177	43	43	20	20	
TOTALS	RPI 1-25	RPI 26-50	W-L RECORDS	RPI 51-100	RPI 101-150	RPI 150+				
20- 1	1- 0	0- 1	OVERALL	0- 0	2- 0	17- 0				
10- 0	1- 0	0- 0	HOME	0- 0	1- 0	8- 0				
9- 1	0- 0	0- 1	AWAY	0- 0	1- 0	8- 0				
1- 0	0- 0	0- 0	NEUTRAL	0- 0	0- 0	1- 0				
8- 1	1- 0	0- 1	NON-CONFERENCE	0- 0	0- 0	7- 0				
4- 0	1- 0	0- 0	HOME	0- 0	0- 0	3- 0				
3- 1	0- 0	0- 1	AWAY	0- 0	0- 0	3- 0				
1- 0	0- 0	0- 0	NEUTRAL	0- 0	0- 0	1- 0				
12- 0	0- 0	0- 0	CONFERENCE	0- 0	2- 0	10- 0				
6- 0	0- 0	0- 0	HOME	0- 0	1- 0	5- 0				
6- 0	0- 0	0- 0	AWAY	0- 0	1- 0	5- 0				
0- 0	0- 0	0- 0	NEUTRAL	0- 0	0- 0	0- 0				

RPI 1-25				RPI 26-50				Team's RPI: 45	RPI 51-100				RPI 101+			
RPI	S	Opponent	Score	RPI	S	Opponent	Score		RPI	S	Opponent	Score	RPI	S	Opponent	Score
12	H	BYU	61 55	36	A	Penn	48 49						136	A	Boise St.	83 51
													136	H	Boise St.	68 64
													169	A	Northern Colo.	62 46
													178	H	Colorado	64 63
													180	A	UNLV	64 56
													180	H	UNLV	83 52
													190	A	San Jose St.	80 78
													190	H	San Jose St.	76 54
													209	H	Montana	75 43
													215	A	Utah St.	69 49
													225	N	Morgan St.	54 36
													234	H	Wyoming	63 42
													247	A	San Diego St.	60 57
													247	H	San Diego St.	70 54
													250	A	Navy	82 73
													310	A	Denver	74 46
													322	H	Incarinate Word	60 37
													329	A	Nevada	64 37
													343	H	Air Force	71 47
LAST 12 Division I GAMES:																
180	H	UNLV	83 52	343	H	Air Force	71 47									
136	A	Boise St.	83 51	215	A	Utah St.	69 49									
329	A	Nevada	64 37	247	A	San Diego St.	60 57									
247	H	San Diego St.	70 54	190	H	San Jose St.	76 54									
234	H	Wyoming	63 42	180	A	UNLV	64 56									
190	A	San Jose St.	80 78	136	H	Boise St.	68 64									

Non-Div I Games: Okla. Panhandle 90 45 Western St. 84 42

Colorado St.

Loss, Non-Conf, S Site, H Home A Away N Neutral

Average RPI Win:	273	WON-LOST	WINNING	LAST 10	STRENGTH OF	OPP. STRENGTH	TEAM	ADJ.	CONF.	ADJ CONF.
Average RPI Loss:	125	RECORD	PCT. RANK	GAMES	SCHEDULE	OF SCHEDULE	RPI	RPI	RPI	RPI
DIV. I ONLY	11- 11	167	3- 7	241	231	221	221	10	10	
DIV. I NON-CONF.	10- 4	86	3- 0	310	322	167	167	11	11	
TOTALS	RPI 1-25	RPI 26-50	W-L RECORDS	RPI 51-100	RPI 101-150	RPI 150+				
11- 11	0- 1	0- 2	OVERALL	0- 0	0- 3	11- 5				
7- 5	0- 0	0- 0	HOME	0- 0	0- 2	7- 3				
4- 5	0- 1	0- 2	AWAY	0- 0	0- 0	4- 2				
0- 1	0- 0	0- 0	NEUTRAL	0- 0	0- 1	0- 0				
10- 4	0- 1	0- 0	NON-CONFERENCE	0- 0	0- 2	10- 1				
6- 1	0- 0	0- 0	HOME	0- 0	0- 1	6- 0				
4- 2	0- 1	0- 0	AWAY	0- 0	0- 0	4- 1				
0- 1	0- 0	0- 0	NEUTRAL	0- 0	0- 1	0- 0				
1- 7	0- 0	0- 2	CONFERENCE	0- 0	0- 1	1- 4				
1- 4	0- 0	0- 0	HOME	0- 0	0- 1	1- 3				
0- 3	0- 0	0- 2	AWAY	0- 0	0- 0	0- 1				
0- 0	0- 0	0- 0	NEUTRAL	0- 0	0- 0	0- 0				

RPI 1-25			RPI 26-50			RPI 51-100			RPI 101+			Team's RPI: 221
RPI	S	Opponent	Score	RPI	S	Opponent	Score	RPI	S	Opponent	Score	
7	A	Arizona St.	49 70	36	A	Penn	51 71		114	N	Toledo	75 88
				38	A	Princeton	54 86		118	H	Harvard	66 69
									139	H	Stony Brook	71 79
									153	A	Cornell	73 84
									153	H	Cornell	59 66
									158	H	Yale	77 71
									170	A	UMBC	70 68
									191	A	Rhode Island	56 57
									193	H	Brown	63 73
									230	H	Binghamton	71 64
									231	H	Dartmouth	73 76
									256	H	Loyola Maryland	63 53
									263	H	Saint Francis (PA)	82 78
									289	H	Vermont	73 56
									312	A	Fairleigh Dickinson	87 83
									314	A	UMass Lowell	67 57
									325	A	LIU Brooklyn	84 74
									342	H	NJIT	72 52
									344	H	Wagner	67 48
LAST 12 Division I GAMES:												
38	A	Princeton	54 86	153	A	Cornell	73 84					
36	A	Penn	51 71	153	H	Cornell	59 66					
193	H	Brown	63 73	342	H	NJIT	72 52					
158	H	Yale	77 71	312	A	Fairleigh Dickinson	87 83					
118	H	Harvard	66 69	344	H	Wagner	67 48					
231	H	Dartmouth	73 76	325	A	LIU Brooklyn	84 74					

Non-Div I Games: Central Penn 102 18

Columbia

■ Loss,
 ■ Non-Conf, S Site,
 ■ Home
 ■ Away
 N Neutral

Average RPI Win:	312	WON-LOST	WINNING	LAST 10	STRENGTH OF	OPP. STRENGTH	TEAM	ADJ.	CONF.	ADJ CONF.
Average RPI Loss:	165	RECORD	PCT. RANK	GAMES	SCHEDULE	OF SCHEDULE	RPI	RPI	RPI	RPI
DIV. I ONLY	8- 14	248	3- 6	280	288	270	270	31	31	
DIV. I NON-CONF.	3- 8	258	0- 0	90	119	189	189	30	30	
TOTALS	RPI 1-25	RPI 26-50	W-L RECORDS	RPI 51-100	RPI 101-150	RPI 150+				
8- 14	0- 1	0- 3	OVERALL	0- 1	0- 2	8- 7				
5- 2	0- 0	0- 0	HOME	0- 0	0- 0	5- 2				
2- 11	0- 1	0- 2	AWAY	0- 1	0- 2	2- 5				
1- 1	0- 0	0- 1	NEUTRAL	0- 0	0- 0	1- 0				
3- 8	0- 1	0- 3	NON-CONFERENCE	0- 1	0- 2	3- 1				
1- 1	0- 0	0- 0	HOME	0- 0	0- 0	1- 1				
1- 6	0- 1	0- 2	AWAY	0- 1	0- 2	1- 0				
1- 1	0- 0	0- 1	NEUTRAL	0- 0	0- 0	1- 0				
5- 6	0- 0	0- 0	CONFERENCE	0- 0	0- 0	5- 6				
4- 1	0- 0	0- 0	HOME	0- 0	0- 0	4- 1				
1- 5	0- 0	0- 0	AWAY	0- 0	0- 0	1- 5				
0- 0	0- 0	0- 0	NEUTRAL	0- 0	0- 0	0- 0				

RPI 1-25				RPI 26-50				RPI 51-100				RPI 101+ Team's RPI: 270			
RPI	S	Opponent	Score	RPI	S	Opponent	Score	RPI	S	Opponent	Score	RPI	S	Opponent	Score
19	A	Syracuse	56 88	29	A	Miami (FL)	59 78	91	A	Virginia	40 75	104	A	VCU	42 73
				37	A	West Virginia	64 96					110	A	Virginia Tech	39 72
				49	N	Auburn	54 69					170	H	UMBC	61 68
												225	A	Morgan St.	51 72
												251	H	N.C. A&T	65 59
												259	A	Bethune-Cookman	56 69
												284	A	Towson	81 69
												294	A	Florida A&M	73 79
												300	A	Savannah St.	55 57
												303	H	UMES	61 54
												311	A	South Carolina St.	63 67
												316	A	Howard	83 67
												316	H	Howard	69 71
												327	H	Delaware St.	84 79
												331	N	Lafayette	64 57
												339	H	Mt. St. Mary's	66 55
												346	H	Norfolk St.	69 44
LAST 12 Division I GAMES:															
327	H	Delaware St.	84 79	251	H	N.C. A&T	65 59								
316	H	Howard	69 71	294	A	Florida A&M	73 79								
300	A	Savannah St.	55 57	259	A	Bethune-Cookman	56 69								
311	A	South Carolina St.	63 67	316	A	Howard	83 67								
225	A	Morgan St.	51 72	346	H	Norfolk St.	69 44								
303	H	UMES	61 54	331	N	Lafayette	64 57								

Non-Div I Games: Bowie St.

63 64

Coppin St.

■ Loss,
 ■ Non-Conf,
 ■ S Site,
 ■ Home
 ■ A Away
 N Neutral

Average RPI Win:	246	WON-LOST	WINNING	LAST 10	STRENGTH OF	OPP. STRENGTH	TEAM	ADJ.	CONF.	ADJ CONF.
Average RPI Loss:	126	RECORD	PCT. RANK	GAMES	SCHEDULE	OF SCHEDULE	RPI	RPI	RPI	RPI
DIV. I ONLY	13- 9	122	6- 4	203	212	153	153	10	10	
DIV. I NON-CONF.	8- 6	136	3- 1	293	294	203	203	11	11	
TOTALS	RPI 1-25	RPI 26-50	W-L RECORDS	RPI 51-100	RPI 101-150	RPI 150+				
13- 9	0- 1	0- 2	OVERALL	0- 0	0- 4	13- 2				
10- 2	0- 0	0- 0	HOME	0- 0	0- 2	10- 0				
3- 7	0- 1	0- 2	AWAY	0- 0	0- 2	3- 2				
0- 0	0- 0	0- 0	NEUTRAL	0- 0	0- 0	0- 0				
8- 6	0- 1	0- 0	NON-CONFERENCE	0- 0	0- 3	8- 2				
6- 1	0- 0	0- 0	HOME	0- 0	0- 1	6- 0				
2- 5	0- 1	0- 0	AWAY	0- 0	0- 2	2- 2				
0- 0	0- 0	0- 0	NEUTRAL	0- 0	0- 0	0- 0				
5- 3	0- 0	0- 2	CONFERENCE	0- 0	0- 1	5- 0				
4- 1	0- 0	0- 0	HOME	0- 0	0- 1	4- 0				
1- 2	0- 0	0- 2	AWAY	0- 0	0- 0	1- 0				
0- 0	0- 0	0- 0	NEUTRAL	0- 0	0- 0	0- 0				

RPI 1-25				RPI 26-50				RPI 51-100				RPI 101+ Team's RPI: 153			
RPI	S	Opponent	Score	RPI	S	Opponent	Score	RPI	S	Opponent	Score	RPI	S	Opponent	Score
6	A	Stanford	38 93	36	A	Penn	50 65					118	H	Harvard	56 65
				38	A	Princeton	51 71					134	A	Buffalo	41 59
												139	H	Stony Brook	49 58
												142	A	Marshall	47 73
												158	H	Yale	74 63
												193	H	Brown	85 70
												203	A	Hartford	50 53
												212	H	Fairfield	59 35
												221	A	Columbia	66 59
												221	H	Columbia	84 73
												230	H	Binghamton	64 57
												231	H	Dartmouth	71 58
												235	A	Bryant	70 62
												263	H	Saint Francis (PA)	75 69
												284	H	Towson	88 60
												291	H	Colgate	73 60
												316	A	Howard	74 76
												327	H	Delaware St.	71 62
												337	A	Cal St. Fullerton	59 47
LAST 12 Division I GAMES:															
				36	A	Penn	50 65			221	H	Columbia	84 73		
				38	A	Princeton	51 71			221	A	Columbia	66 59		
				158	H	Yale	74 63			327	H	Delaware St.	71 62		
				193	H	Brown	85 70			316	A	Howard	74 76		
				231	H	Dartmouth	71 58			230	H	Binghamton	64 57		
				118	H	Harvard	56 65			337	A	Cal St. Fullerton	59 47		

Non-Div I Games:

Cornell

■ Loss,
 ■ Non-Conf, S Site,
 ■ Home
 ■ Away
 N Neutral

Creighton

Through Games Of Feb. 15, 2016

Average RPI Win:	176	WON-LOST	WINNING	LAST 10	STRENGTH OF	OPP. STRENGTH	TEAM	ADJ.	CONF.	ADJ CONF.
Average RPI Loss:	96	RECORD	PCT. RANK	GAMES	SCHEDULE	OF SCHEDULE	RPI	RPI	RPI	RPI
DIV. I ONLY	12- 14	192	5- 5	96	81	141	141	6	6	
DIV. I NON-CONF.	6- 6	160	0- 0	125	121	136	136	6	6	
TOTALS	RPI 1-25	RPI 26-50	W-L RECORDS	RPI 51-100	RPI 101-150	RPI 150+				
12- 14	0- 1	0- 2	OVERALL	2- 7	2- 2	8- 2				
7- 4	0- 0	0- 2	HOME	1- 2	2- 0	4- 0				
3- 9	0- 1	0- 0	AWAY	1- 4	0- 2	2- 2				
2- 1	0- 0	0- 0	NEUTRAL	0- 1	0- 0	2- 0				
6- 6	0- 0	0- 0	NON-CONFERENCE	0- 4	1- 1	5- 1				
3- 1	0- 0	0- 0	HOME	0- 1	1- 0	2- 0				
1- 4	0- 0	0- 0	AWAY	0- 2	0- 1	1- 1				
2- 1	0- 0	0- 0	NEUTRAL	0- 1	0- 0	2- 0				
6- 8	0- 1	0- 2	CONFERENCE	2- 3	1- 1	3- 1				
4- 3	0- 0	0- 2	HOME	1- 1	1- 0	2- 0				
2- 5	0- 1	0- 0	AWAY	1- 2	0- 1	1- 1				
0- 0	0- 0	0- 0	NEUTRAL	0- 0	0- 0	0- 0				

RPI	S	Opponent	Score	RPI	S	Opponent	Score	RPI	S	Opponent	Score	RPI	S	Opponent	Score	Team's RPI: 141
20	A	DePaul	63 81	34	H	Seton Hall	82 86	54	A	Villanova	65 62	108	A	Drake	72 81	
				42	H	St. John's (NY)	55 66	54	H	Villanova	53 48	121	H	UNI	69 61	
								62	H	South Dakota St.	51 53	137	A	Xavier	55 57	
								69	A	Nebraska	63 65	137	H	Xavier	74 47	
								70	A	Utah	58 74	174	N	East Carolina	91 66	
								82	A	Marquette	72 79	175	N	Eastern Wash.	66 60	
								87	A	Georgetown	57 69	183	H	Marist	89 46	
								87	H	Georgetown	44 57	194	A	Butler	52 42	
								90	N	Northwestern	52 75	194	H	Butler	77 49	
												195	A	Kansas	54 67	
												255	A	Providence	59 61	
												255	H	Providence	72 48	
												276	A	Omaha	69 46	
												295	H	Wichita St.	79 54	
LAST 12 Division I GAMES:																
255	A	Providence	59 61	20	A	DePaul	63 81									
137	A	Xavier	55 57	255	H	Providence	72 48									
194	A	Butler	52 42	194	H	Butler	77 49									
87	H	Georgetown	44 57	137	H	Xavier	74 47									
54	H	Villanova	53 48	54	A	Villanova	65 62									
82	A	Marquette	72 79	87	A	Georgetown	57 69									

Non-Div I Games:

Creighton

Loss, Non-Conf, S Site, H Home A Away N Neutral

Average RPI Win: 236	WON-LOST	WINNING	LAST 10	STRENGTH OF	OPP. STRENGTH	TEAM	ADJ.	CONF.	ADJ CONF.
Average RPI Loss: 152	RECORD	PCT. RANK	GAMES	SCHEDULE	OF SCHEDULE	RPI	RPI	RPI	RPI
DIV. I ONLY	9- 15	245	5- 5	219	204	231	231	10	10
DIV. I NON-CONF.	5- 11	244	3- 1	303	298	302	302	11	11
TOTALS	RPI 1-25	RPI 26-50	W-L RECORDS	RPI 51-100	RPI 101-150	RPI 150+			
9- 15	0- 1	0- 2	OVERALL	0- 2	1- 2	8- 8			
2- 8	0- 0	0- 2	HOME	0- 1	0- 1	2- 4			
7- 5	0- 1	0- 0	AWAY	0- 1	1- 0	6- 3			
0- 2	0- 0	0- 0	NEUTRAL	0- 0	0- 1	0- 1			
5- 11	0- 1	0- 0	NON-CONFERENCE	0- 2	0- 1	5- 7			
2- 5	0- 0	0- 0	HOME	0- 1	0- 0	2- 4			
3- 4	0- 1	0- 0	AWAY	0- 1	0- 0	3- 2			
0- 2	0- 0	0- 0	NEUTRAL	0- 0	0- 1	0- 1			
4- 4	0- 0	0- 2	CONFERENCE	0- 0	1- 1	3- 1			
0- 3	0- 0	0- 2	HOME	0- 0	0- 1	0- 0			
4- 1	0- 0	0- 0	AWAY	0- 0	1- 0	3- 1			
0- 0	0- 0	0- 0	NEUTRAL	0- 0	0- 0	0- 0			

RPI 1-25				RPI 26-50				RPI 51-100				RPI 101+ Team's RPI: 231			
RPI	S	Opponent	Score	RPI	S	Opponent	Score	RPI	S	Opponent	Score	RPI	S	Opponent	Score
16	A	Louisville	52 94	36	H	Penn	41 56	77	H	Maine	41 59	118	A	Harvard	70 64
				38	H	Princeton	48 85	88	A	Drexel	53 69	118	H	Harvard	43 56
												147	N	Jacksonville	44 51
												153	A	Cornell	58 71
												158	A	Yale	68 63
												168	N	McNeese St.	56 78
												191	H	Rhode Island	41 57
												193	A	Brown	63 50
												200	A	Oakland	60 78
												203	A	Hartford	43 36
												221	A	Columbia	76 73
												243	H	New Hampshire	57 61
												244	A	Holy Cross	60 54
												248	H	American	41 45
												266	A	Central Conn. St.	55 59
												289	H	Vermont	54 56
												302	H	Niagara	60 47
												342	A	NJIT	46 39
												347	H	Boston U.	72 52
LAST 12 Division I GAMES:															
193	A	Brown	63 50	118	A	Harvard	70 64								
158	A	Yale	68 63	118	H	Harvard	43 56								
36	H	Penn	41 56	342	A	NJIT	46 39								
38	H	Princeton	48 85	266	A	Central Conn. St.	55 59								
153	A	Cornell	58 71	244	A	Holy Cross	60 54								
221	A	Columbia	76 73	302	H	Niagara	60 47								

Non-Div I Games:

Dartmouth

■ Loss,
■ Non-Conf, S Site,
■ Home
■ Away
N Neutral

Davidson

Through Games Of Feb. 15, 2016

Average RPI Win:	229	WON-LOST	WINNING	LAST 10	STRENGTH OF	OPP. STRENGTH	TEAM	ADJ.	CONF.	ADJ CONF.
Average RPI Loss:	88	RECORD	PCT. RANK	GAMES	SCHEDULE	OF SCHEDULE	RPI	RPI	RPI	RPI
DIV. I ONLY	11- 15	220	4- 6	89	124	154	154	7	7	
DIV. I NON-CONF.	6- 7	176	0- 0	214	169	185	185	8	8	
TOTALS	RPI 1-25	RPI 26-50	W-L RECORDS	RPI 51-100	RPI 101-150	RPI 150+				
11- 15	0- 1	0- 5	OVERALL	0- 4	1- 2	10- 3				
4- 7	0- 1	0- 3	HOME	0- 2	0- 1	4- 0				
6- 8	0- 0	0- 2	AWAY	0- 2	1- 1	5- 3				
1- 0	0- 0	0- 0	NEUTRAL	0- 0	0- 0	1- 0				
6- 7	0- 0	0- 3	NON-CONFERENCE	0- 1	0- 2	6- 1				
2- 3	0- 0	0- 1	HOME	0- 1	0- 1	2- 0				
3- 4	0- 0	0- 2	AWAY	0- 0	0- 1	3- 1				
1- 0	0- 0	0- 0	NEUTRAL	0- 0	0- 0	1- 0				
5- 8	0- 1	0- 2	CONFERENCE	0- 3	1- 0	4- 2				
2- 4	0- 1	0- 2	HOME	0- 1	0- 0	2- 0				
3- 4	0- 0	0- 0	AWAY	0- 2	1- 0	2- 2				
0- 0	0- 0	0- 0	NEUTRAL	0- 0	0- 0	0- 0				

RPI S	Opponent	Score	RPI S	Opponent	Score	RPI S	Opponent	Score	RPI S	Opponent	Score	Team's RPI: 154
21	H Duquesne	62 77	27	H George Washington	60 79	52	A Dayton	66 77	104	A VCU	56 50	
			32	H Michigan St.	44 73	75	A Saint Louis	51 88	115	A Wake Forest	58 77	
			35	A James Madison	45 87	75	H Saint Louis	50 79	140	H ETSU	58 65	
			40	H St. Bonaventure	47 59	95	H Charlotte	88 99	164	H George Mason	68 63	
			46	A North Carolina St.	42 58				165	A Fordham	40 51	
									165	H Fordham	69 51	
									191	A Rhode Island	62 78	
									205	A Richmond	67 59	
									206	A Radford	68 79	
									217	A Furman	69 51	
									252	N Bowling Green	60 56	
									253	A High Point	62 60	
									262	A UNCW	77 50	
									282	A La Salle	66 58	
									301	H Western Caro.	64 51	
									311	H South Carolina St.	63 51	
LAST 12 Division I GAMES:												
75	A Saint Louis	51 88	191	A Rhode Island	62 78							
205	A Richmond	67 59	165	H Fordham	69 51							
21	H Duquesne	62 77	104	A VCU	56 50							
164	H George Mason	68 63	40	H St. Bonaventure	47 59							
52	A Dayton	66 77	75	H Saint Louis	50 79							
27	H George Washington	60 79	282	A La Salle	66 58							

Non-Div I Games:

Davidson

■ Loss,
 ■ Non-Conf,
 ■ S Site,
 ■ H Home
 ■ A Away
 N Neutral

Average RPI Win: 131		WON-LOST	WINNING	LAST 10	STRENGTH OF		OPP. STRENGTH	TEAM	ADJ.	CONF.	ADJ CONF.
Average RPI Loss: 48		RECORD	PCT. RANK	GAMES	SCHEDULE		OF SCHEDULE	RPI	RPI	RPI	RPI
DIV. I ONLY		13- 10	131	5- 5	9		58	52	52	7	7
DIV. I NON-CONF.		7- 4	110	0- 0	9		7	18	18	8	8
TOTALS		RPI 1-25	RPI 26-50		W-L RECORDS		RPI 51-100	RPI 101-150		RPI 150+	
13- 10	1- 3	1- 3		OVERALL		3- 3	1- 1		7- 0		
6- 4	0- 0	1- 2		HOME		1- 1	0- 1		4- 0		
5- 5	0- 2	0- 1		AWAY		1- 2	1- 0		3- 0		
2- 1	1- 1	0- 0		NEUTRAL		1- 0	0- 0		0- 0		
7- 4	1- 2	1- 0		NON-CONFERENCE		2- 2	1- 0		2- 0		
4- 1	0- 0	1- 0		HOME		1- 1	0- 0		2- 0		
1- 2	0- 1	0- 0		AWAY		0- 1	1- 0		0- 0		
2- 1	1- 1	0- 0		NEUTRAL		1- 0	0- 0		0- 0		
6- 6	0- 1	0- 3		CONFERENCE		1- 1	0- 1		5- 0		
2- 3	0- 0	0- 2		HOME		0- 0	0- 1		2- 0		
4- 3	0- 1	0- 1		AWAY		1- 1	0- 0		3- 0		
0- 0	0- 0	0- 0		NEUTRAL		0- 0	0- 0		0- 0		

RPI S	Opponent	Score	RPI S	Opponent	Score	RPI S	Opponent	Score	RPI S	Opponent	Score
6 N	Stanford	66 74	27 A	George Washington	62 72	59 A	Purdue	58 61	104 H	VCU	72 74
16 N	Louisville	79 66	27 H	George Washington	61 62	71 H	Vanderbilt	81 56	114 A	Toledo	83 57
21 A	Duquesne	58 89	38 H	Princeton	85 81	75 A	Saint Louis	56 70	151 H	Wisconsin	87 64
23 A	Green Bay	52 68	40 H	St. Bonaventure	54 59	77 N	Maine	58 37	154 H	Davidson	77 66
						86 A	Saint Joseph's	71 61	158 H	Yale	81 75
						97 H	Gonzaga	47 57	164 H	George Mason	81 58
									191 A	Rhode Island	67 53
									205 A	Richmond	60 48
									282 A	La Salle	67 51
LAST 12 Division I GAMES:											
27 A	George Washington	62 72	40 H	St. Bonaventure	54 59	75 A	Saint Louis	56 70	104 H	VCU	72 74
164 H	George Mason	81 58	27 H	George Washington	61 62	205 A	Richmond	60 48	151 H	Wisconsin	87 64
191 A	Rhode Island	67 53	71 H	Vanderbilt	81 56	21 A	Duquesne	58 89	154 H	Davidson	77 66
154 H	Davidson	77 66	75 A	Saint Louis	56 70				158 H	Yale	81 75
282 A	La Salle	67 51	86 A	Saint Joseph's	71 61				164 H	George Mason	81 58
86 A	Saint Joseph's	71 61	97 H	Gonzaga	47 57				191 A	Rhode Island	67 53

Non-Div I Games:

Dayton

■ Loss,
 ■ Non-Conf,
 ■ S Site,
 ■ Home
 ■ A Away
 N Neutral

Average RPI Win:	132	WON-LOST	WINNING	LAST 10	STRENGTH OF	OPP. STRENGTH	TEAM	ADJ.	CONF.	ADJ CONF.
Average RPI Loss:	46	RECORD	PCT. RANK	GAMES	SCHEDULE	OF SCHEDULE	RPI	RPI	RPI	RPI
DIV. I ONLY	21- 7	47	5- 2	17	61	20	20	6	6	
DIV. I NON-CONF.	8- 5	120	0- 1	13	30	45	45	6	6	
TOTALS	RPI 1-25	RPI 26-50	W-L RECORDS	RPI 51-100	RPI 101-150	RPI 150+				
21- 7	1- 3	5- 1	OVERALL	5- 2	4- 0	6- 1				
13- 4	0- 1	3- 1	HOME	2- 1	3- 0	5- 1				
8- 3	1- 2	2- 0	AWAY	3- 1	1- 0	1- 0				
0- 0	0- 0	0- 0	NEUTRAL	0- 0	0- 0	0- 0				
8- 5	1- 3	2- 0	NON-CONFERENCE	1- 1	1- 0	3- 1				
6- 2	0- 1	2- 0	HOME	0- 0	1- 0	3- 1				
2- 3	1- 2	0- 0	AWAY	1- 1	0- 0	0- 0				
0- 0	0- 0	0- 0	NEUTRAL	0- 0	0- 0	0- 0				
13- 2	0- 0	3- 1	CONFERENCE	4- 1	3- 0	3- 0				
7- 2	0- 0	1- 1	HOME	2- 1	2- 0	2- 0				
6- 0	0- 0	2- 0	AWAY	2- 0	1- 0	1- 0				
0- 0	0- 0	0- 0	NEUTRAL	0- 0	0- 0	0- 0				

RPI 1-25				RPI 26-50				RPI 51-100				RPI 101+			
RPI	S	Opponent	Score	RPI	S	Opponent	Score	RPI	S	Opponent	Score	RPI	S	Opponent	Score
1	A	Notre Dame	90 95	34	A	Seton Hall	86 74	54	A	Villanova	75 47	137	A	Xavier	70 53
2	H	UConn	70 86	34	H	Seton Hall	74 83	54	H	Villanova	60 64	137	H	Xavier	82 52
4	A	Baylor	72 86	40	H	St. Bonaventure	77 54	62	A	South Dakota St.	79 88	141	H	Creighton	81 63
14	A	Texas A&M	80 66	42	A	St. John's (NY)	71 61	82	H	Marquette	91 86	145	H	Southern Ill.	105 61
				42	H	St. John's (NY)	77 71	87	A	Georgetown	80 66	167	H	Loyola Chicago	75 88
				47	H	Indiana	84 69	87	H	Georgetown	75 53	194	A	Butler	61 54
								90	A	Northwestern	77 64	194	H	Butler	102 63
												255	H	Providence	96 50
												291	H	Colgate	96 46
												315	H	Illinois St.	89 41
												334	H	Chicago St.	88 42
LAST 12 Division I GAMES:															
		4	A	Baylor	72 86			34	H	Seton Hall	74 83				
		194	H	Butler	102 63			255	H	Providence	96 50				
		137	H	Xavier	82 52			141	H	Creighton	81 63				
		87	A	Georgetown	80 66			137	A	Xavier	70 53				
		54	A	Villanova	75 47			194	A	Butler	61 54				
		42	H	St. John's (NY)	77 71			54	H	Villanova	60 64				

Non-Div I Games:

DePaul

■ Loss,
 ■ Non-Conf,
 ■ S Site,
 ■ H Home
 ■ A Away
 N Neutral

Delaware

Through Games Of Feb. 15, 2016

Average RPI Win:	239	WON-LOST	WINNING	LAST 10	STRENGTH OF	OPP. STRENGTH	TEAM	ADJ.	CONF.	ADJ CONF.
Average RPI Loss:	112	RECORD	PCT. RANK	GAMES	SCHEDULE	OF SCHEDULE	RPI	RPI	RPI	RPI
DIV. I ONLY	13- 11	149	6- 4	255	141	173	173	13	13	
DIV. I NON-CONF.	5- 6	180	0- 0	302	166	225	225	12	12	
TOTALS	RPI 1-25	RPI 26-50	W-L RECORDS	RPI 51-100	RPI 101-150	RPI 150+				
13- 11	0- 0	0- 1	OVERALL	0- 6	0- 0	13- 4				
7- 3	0- 0	0- 0	HOME	0- 2	0- 0	7- 1				
5- 7	0- 0	0- 1	AWAY	0- 4	0- 0	5- 2				
1- 1	0- 0	0- 0	NEUTRAL	0- 0	0- 0	1- 1				
5- 6	0- 0	0- 0	NON-CONFERENCE	0- 2	0- 0	5- 4				
2- 1	0- 0	0- 0	HOME	0- 0	0- 0	2- 1				
2- 4	0- 0	0- 0	AWAY	0- 2	0- 0	2- 2				
1- 1	0- 0	0- 0	NEUTRAL	0- 0	0- 0	1- 1				
8- 5	0- 0	0- 1	CONFERENCE	0- 4	0- 0	8- 0				
5- 2	0- 0	0- 0	HOME	0- 2	0- 0	5- 0				
3- 3	0- 0	0- 1	AWAY	0- 2	0- 0	3- 0				
0- 0	0- 0	0- 0	NEUTRAL	0- 0	0- 0	0- 0				

RPI 1-25			RPI 26-50			RPI 51-100			RPI 101+			Team's RPI: 173			
RPI	S	Opponent	Score	RPI	S	Opponent	Score	RPI	S	Opponent	Score	RPI	S	Opponent	Score
				35	A	James Madison	55 75	67	A	Hofstra	49 58	151	N	Wisconsin	52 54
								87	A	Georgetown	50 61	164	A	George Mason	83 90
								88	A	Drexel	43 47	165	A	Fordham	55 48
								88	H	Drexel	53 54	172	H	Northeastern	59 52
								89	A	Bucknell	51 80	174	H	East Carolina	58 68
								92	H	Elon	64 66	183	A	Marist	56 50
												196	A	Robert Morris	50 53
												201	A	Col. of Charleston	63 47
												201	H	Col. of Charleston	72 55
												216	A	William & Mary	69 53
												216	H	William & Mary	67 63
												262	H	UNCW	67 59
												284	A	Towson	66 62
												284	H	Towson	69 64
												289	H	Vermont	71 60
												309	N	North Dakota St.	62 50
												331	H	Lafayette	67 47
LAST 12 Division I GAMES:															
				216	A	William & Mary	69 53	216	H	William & Mary	67 63				
				201	H	Col. of Charleston	72 55	88	H	Drexel	53 54				
				92	H	Elon	64 66	284	H	Towson	69 64				
				284	A	Towson	66 62	201	A	Col. of Charleston	63 47				
				88	A	Drexel	43 47	172	H	Northeastern	59 52				
				35	A	James Madison	55 75	262	H	UNCW	67 59				

Non-Div I Games:

Delaware

Loss, Non-Conf, S Site, H Home A Away N Neutral

Average RPI Win:	314	WON-LOST	WINNING	LAST 10	STRENGTH OF	OPP. STRENGTH	TEAM	ADJ.	CONF.	ADJ CONF.
Average RPI Loss:	204	RECORD	PCT. RANK	GAMES	SCHEDULE	OF SCHEDULE	RPI	RPI	RPI	RPI
DIV. I ONLY	7- 17	276	4- 6	312	326	327	327	31	31	
DIV. I NON-CONF.	3- 10	277	0- 1	240	257	307	307	30	30	
TOTALS	RPI 1-25	RPI 26-50	W-L RECORDS	RPI 51-100	RPI 101-150	RPI 150+				
7- 17	0- 0	0- 1	OVERALL	0- 2	0- 1	7- 13				
5- 6	0- 0	0- 0	HOME	0- 1	0- 0	5- 5				
1- 11	0- 0	0- 1	AWAY	0- 1	0- 1	1- 8				
1- 0	0- 0	0- 0	NEUTRAL	0- 0	0- 0	1- 0				
3- 10	0- 0	0- 1	NON-CONFERENCE	0- 2	0- 1	3- 6				
2- 4	0- 0	0- 0	HOME	0- 1	0- 0	2- 3				
0- 6	0- 0	0- 1	AWAY	0- 1	0- 1	0- 3				
1- 0	0- 0	0- 0	NEUTRAL	0- 0	0- 0	1- 0				
4- 7	0- 0	0- 0	CONFERENCE	0- 0	0- 0	4- 7				
3- 2	0- 0	0- 0	HOME	0- 0	0- 0	3- 2				
1- 5	0- 0	0- 0	AWAY	0- 0	0- 0	1- 5				
0- 0	0- 0	0- 0	NEUTRAL	0- 0	0- 0	0- 0				

RPI S	Opponent	Score	RPI S	Opponent	Score	RPI S	Opponent	Score	RPI S	Opponent	Score	Team's RPI: 327
37	A West Virginia	34 77	64	A Temple	59 100	127	A Pittsburgh	43 77				
			67	H Hofstra	49 66	153	A Cornell	62 71				
						165	A Fordham	58 74				
						171	A Fla. Atlantic	55 83				
						214	H Lehigh	49 83				
						216	H William & Mary	59 65				
						225	A Morgan St.	49 56				
						251	H N.C. A&T	64 84				
						257	N Appalachian St.	76 69				
						259	A Bethune-Cookman	35 66				
						270	A Coppin St.	79 84				
						294	A Florida A&M	56 86				
						300	A Savannah St.	67 59				
						303	H UMES	61 70				
						311	A South Carolina St.	48 61				
						311	H South Carolina St.	79 61				
						316	H Howard	87 86				
						318	H Longwood	88 63				
						339	H Mt. St. Mary's	41 54				
						344	H Wagner	66 44				
						349	H N.C. Central	66 56				
LAST 12 Division I GAMES:												
270	A Coppin St.	79 84	349	H N.C. Central	66 56							
303	H UMES	61 70	300	A Savannah St.	67 59							
294	A Florida A&M	56 86	311	A South Carolina St.	48 61							
259	A Bethune-Cookman	35 66	316	H Howard	87 86							
311	H South Carolina St.	79 61	225	A Morgan St.	49 56							
251	H N.C. A&T	64 84	153	A Cornell	62 71							

Non-Div I Games:

Delaware St.

■ Loss,
 ■ Non-Conf,
 ■ S Site,
 ■ H Home
 ■ A Away
 N Neutral

D
e
n
v
e
rD
e
n
v
e
r

Denver

Page 68

Average RPI Win: 232	WON-LOST	WINNING	LAST 10	STRENGTH OF	OPP. STRENGTH	TEAM	ADJ.	CONF.	ADJ CONF.
Average RPI Loss: 109	RECORD	PCT. RANK	GAMES	SCHEDULE	OF SCHEDULE	RPI	RPI	RPI	RPI
DIV. I ONLY	11- 12	189	6- 4	149	131	177	177	14	14
DIV. I NON-CONF.	3- 7	248	0- 0	176	80	263	263	15	15
TOTALS	RPI 1-25	RPI 26-50	W-L RECORDS	RPI 51-100	RPI 101-150	RPI 150+			
11- 12	0- 2	0- 2	OVERALL	0- 2	1- 3	10- 3			
6- 7	0- 0	0- 0	HOME	0- 2	0- 2	6- 3			
5- 5	0- 2	0- 2	AWAY	0- 0	1- 1	4- 0			
0- 0	0- 0	0- 0	NEUTRAL	0- 0	0- 0	0- 0			
3- 7	0- 1	0- 2	NON-CONFERENCE	0- 1	0- 2	3- 1			
3- 3	0- 0	0- 0	HOME	0- 1	0- 1	3- 1			
0- 4	0- 1	0- 2	AWAY	0- 0	0- 1	0- 0			
0- 0	0- 0	0- 0	NEUTRAL	0- 0	0- 0	0- 0			
8- 5	0- 1	0- 0	CONFERENCE	0- 1	1- 1	7- 2			
3- 4	0- 0	0- 0	HOME	0- 1	0- 1	3- 2			
5- 1	0- 1	0- 0	AWAY	0- 0	1- 0	4- 0			
0- 0	0- 0	0- 0	NEUTRAL	0- 0	0- 0	0- 0			

RPI 1-25				RPI 26-50				RPI 51-100				RPI 101+ Team's RPI: 177			
RPI	S	Opponent	Score	RPI	S	Opponent	Score	RPI	S	Opponent	Score	RPI	S	Opponent	Score
11	A	Maryland	41 97	32	A	Michigan St.	42 81	65	H	Michigan	61 88	105	A	Youngstown St.	69 68
23	A	Green Bay	36 58	40	A	St. Bonaventure	73 84	94	H	Wright St.	71 89	105	H	Youngstown St.	70 72
												106	H	Eastern Mich.	68 85
												117	A	Western Mich.	66 70
												155	H	Northern Ky.	66 65
												185	A	Milwaukee	89 79
												200	H	Oakland	73 79
												210	A	Ill.-Chicago	89 80
												210	H	Ill.-Chicago	51 65
												219	H	Cincinnati	77 68
												229	A	Valparaiso	72 66
												229	H	Valparaiso	85 65
												293	A	Cleveland St.	66 60
												293	H	Cleveland St.	82 68
												299	H	Bradley	67 75
												302	H	Niagara	80 75
												328	H	IPFW	64 63
LAST 12 Division I GAMES:															
229	H	Valparaiso	85 65	200	H	Oakland	73 79								
210	H	Ill.-Chicago	51 65	155	H	Northern Ky.	66 65								
105	A	Youngstown St.	69 68	94	H	Wright St.	71 89								
293	A	Cleveland St.	66 60	210	A	Ill.-Chicago	89 80								
23	A	Green Bay	36 58	229	A	Valparaiso	72 66								
185	A	Milwaukee	89 79	293	H	Cleveland St.	82 68								

Non-Div I Games: Salem Int'l 81 50

Detroit

Loss, Non-Conf, S Site, H Home A Away N Neutral

Average RPI Win: 206	WON-LOST	WINNING	LAST 10	STRENGTH OF	OPP. STRENGTH	TEAM	ADJ.	CONF.	ADJ CONF.
Average RPI Loss: 131	RECORD	PCT. RANK	GAMES	SCHEDULE	OF SCHEDULE	RPI	RPI	RPI	RPI
DIV. I ONLY	16- 7	70	8- 2	212	149	108	108	21	21
DIV. I NON-CONF.	6- 4	125	0- 0	111	49	90	90	17	17
TOTALS	RPI 1-25	RPI 26-50	W-L RECORDS	RPI 51-100	RPI 101-150	RPI 150+			
16- 7	0- 1	0- 0	OVERALL	2- 2	3- 2	11- 2			
8- 3	0- 1	0- 0	HOME	1- 0	3- 2	4- 0			
7- 4	0- 0	0- 0	AWAY	1- 2	0- 0	6- 2			
1- 0	0- 0	0- 0	NEUTRAL	0- 0	0- 0	1- 0			
6- 4	0- 1	0- 0	NON-CONFERENCE	0- 2	3- 0	3- 1			
3- 1	0- 1	0- 0	HOME	0- 0	3- 0	0- 0			
2- 3	0- 0	0- 0	AWAY	0- 2	0- 0	2- 1			
1- 0	0- 0	0- 0	NEUTRAL	0- 0	0- 0	1- 0			
10- 3	0- 0	0- 0	CONFERENCE	2- 0	0- 2	8- 1			
5- 2	0- 0	0- 0	HOME	1- 0	0- 2	4- 0			
5- 1	0- 0	0- 0	AWAY	1- 0	0- 0	4- 1			
0- 0	0- 0	0- 0	NEUTRAL	0- 0	0- 0	0- 0			

RPI 1-25				RPI 26-50				RPI 51-100				RPI 101+ Team's RPI: 108			
RPI	S	Opponent	Score	RPI	S	Opponent	Score	RPI	S	Opponent	Score	RPI	S	Opponent	Score
23	H	Green Bay	61 86					57	A	Iowa	76 89	103	H	Iowa St.	74 70
								79	A	South Dakota	87 92	121	H	UNI	73 79
								85	A	Missouri St.	82 75	128	H	North Dakota	73 63
								85	H	Missouri St.	95 72	141	H	Creighton	81 72
												145	H	Southern Ill.	67 77
												151	A	Wisconsin	89 70
												167	A	Loyola Chicago	81 65
												180	A	UNLV	76 68
												184	N	Tulsa	91 80
												232	A	Indiana St.	53 68
												232	H	Indiana St.	80 55
												258	A	Northern Ill.	73 87
												295	A	Wichita St.	87 56
												295	H	Wichita St.	81 59
												299	A	Bradley	76 64
												315	A	Illinois St.	98 58
												315	H	Illinois St.	76 41
												320	H	Evansville	94 52
LAST 12 Division I GAMES:															
232	A	Indiana St.	53 68	121	H	UNI	73 79								
315	A	Illinois St.	98 58	315	H	Illinois St.	76 41								
85	H	Missouri St.	95 72	232	H	Indiana St.	80 55								
295	H	Wichita St.	81 59	295	A	Wichita St.	87 56								
167	A	Loyola Chicago	81 65	85	A	Missouri St.	82 75								
299	A	Bradley	76 64	320	H	Evansville	94 52								

Non-Div I Games: William Penn 100 61

Drake

■ Loss,
 ■ Non-Conf, S Site,
 ■ Home
 ■ Away
 N Neutral

Average RPI Win:	166	WON-LOST	WINNING	LAST 10	STRENGTH OF	OPP. STRENGTH	TEAM	ADJ.	CONF.	ADJ CONF.
Average RPI Loss:	87	RECORD	PCT. RANK	GAMES	SCHEDULE	OF SCHEDULE	RPI	RPI	RPI	RPI
DIV. I ONLY	13- 11	149	7- 3	55	105	88	88	13	13	
DIV. I NON-CONF.	4- 7	222	0- 0	15	56	117	117	12	12	
TOTALS	RPI 1-25	RPI 26-50	W-L RECORDS	RPI 51-100	RPI 101-150	RPI 150+				
13- 11	0- 1	1- 4	OVERALL	2- 3	1- 0	9- 3				
8- 3	0- 0	1- 1	HOME	2- 1	1- 0	4- 1				
5- 6	0- 1	0- 3	AWAY	0- 1	0- 0	5- 1				
0- 2	0- 0	0- 0	NEUTRAL	0- 1	0- 0	0- 1				
4- 7	0- 1	1- 2	NON-CONFERENCE	0- 3	1- 0	2- 1				
3- 1	0- 0	1- 0	HOME	0- 1	1- 0	1- 0				
1- 4	0- 1	0- 2	AWAY	0- 1	0- 0	1- 0				
0- 2	0- 0	0- 0	NEUTRAL	0- 1	0- 0	0- 1				
9- 4	0- 0	0- 2	CONFERENCE	2- 0	0- 0	7- 2				
5- 2	0- 0	0- 1	HOME	2- 0	0- 0	3- 1				
4- 2	0- 0	0- 1	AWAY	0- 0	0- 0	4- 1				
0- 0	0- 0	0- 0	NEUTRAL	0- 0	0- 0	0- 0				

RPI 1-25				RPI 26-50				RPI 51-100 Team's RPI: 88				RPI 101+			
RPI	S	Opponent	Score	RPI	S	Opponent	Score	RPI	S	Opponent	Score	RPI	S	Opponent	Score
19	A	Syracuse	62 83	35	A	James Madison	56 67	54	N	Villanova	55 67	107	H	Quinnipiac	62 49
				35	H	James Madison	55 59	67	H	Hofstra	67 64	156	A	Hampton	57 36
				36	A	Penn	67 72	71	H	Vanderbilt	64 74	172	A	Northeastern	53 49
				40	H	St. Bonaventure	58 46	86	A	Saint Joseph's	46 53	172	H	Northeastern	65 73
				44	A	South Fla.	58 73	92	H	Elon	74 31	173	A	Delaware	54 53
												173	H	Delaware	47 43
												201	A	Col. of Charleston	46 49
												201	H	Col. of Charleston	66 54
												209	N	Montana	50 58
												216	A	William & Mary	67 50
												231	H	Dartmouth	69 53
												262	A	UNCW	71 57
												262	H	UNCW	66 60
LAST 12 Division I GAMES:															
262	H	UNCW	66 60	172	A	Northeastern	53 49								
35	H	James Madison	55 59	173	A	Delaware	54 53								
201	A	Col. of Charleston	46 49	92	H	Elon	74 31								
262	A	UNCW	71 57	35	A	James Madison	56 67								
173	H	Delaware	47 43	216	A	William & Mary	67 50								
67	H	Hofstra	67 64	172	H	Northeastern	65 73								

Non-Div I Games:

Drexel

■ Loss,
■ Non-Conf,
■ S Site,
■ H Home
■ A Away
N Neutral

Duke

Average RPI Win: 155

Average RPI Loss: 27

WON-LOST

RECORD

WINNING

PCT. RANK

LAST 10

GAMES

STRENGTH OF

SCHEDULE

OPP. STRENGTH

OF SCHEDULE

TEAM

RPI

ADJ.

RPI

CONF.

RPI

ADJ CONF.

RPI

DIV. I ONLY

DIV. I NON-CONF.

17- 10

11- 3

97

54

5- 5

0- 0

20

38

32

58

51

25

51

25

5

5

5

5

TOTALS

RPI 1-25

RPI 26-50

W-L RECORDS

RPI 51-100

RPI 101-150

RPI 150+

17- 10

0- 7

1- 2

OVERALL

4- 0

6- 1

6- 0

11- 4

0- 3

0- 1

HOME

4- 0

3- 0

4- 0

3- 6

0- 4

1- 1

AWAY

0- 0

1- 1

1- 0

3- 0

0- 0

0- 0

NEUTRAL

0- 0

2- 0

1- 0

11- 3

0- 3

1- 0

NON-CONFERENCE

3- 0

2- 0

5- 0

7- 1

0- 1

0- 0

HOME

3- 0

0- 0

4- 0

1- 2

0- 2

1- 0

AWAY

0- 0

0- 0

0- 0

3- 0

0- 0

0- 0

NEUTRAL

0- 0

2- 0

1- 0

6- 7

0- 4

0- 2

CONFERENCE

1- 0

4- 1

1- 0

4- 3

0- 2

0- 1

HOME

1- 0

3- 0

0- 0

2- 4

0- 2

0- 1

AWAY

0- 0

1- 1

1- 0

0- 0

0- 0

0- 0

NEUTRAL

0- 0

0- 0

0- 0

RPI 1-25

RPI 26-50

RPI 51-100

Team's RPI: 51

RPI 101+

RPI S Opponent Score

1 H Notre Dame 61 68

3 A South Carolina 55 66

13 H Florida St. 53 69

14 H Texas A&M 66 72

16 A Louisville 48 65

18 A Kentucky 61 71

19 A Syracuse 50 86

RPI S Opponent Score

29 A Miami (FL) 53 61

36 A Penn 57 50

46 H North Carolina St. 62 65

RPI S Opponent Score

72 H Army West Point 72 61

76 H Minnesota 84 64

91 H Virginia 67 52

99 H Liberty 79 41

RPI S Opponent Score

101 H North Carolina 71 55

103 N Iowa St. 86 48

113 H Boston College 71 51

115 A Wake Forest 58 64

115 H Wake Forest 95 68

127 A Pittsburgh 70 48

132 N Idaho 74 68

211 N Texas St. 85 34

240 H Massachusetts 70 46

241 A Clemson 72 43

262 H UNCW 78 56

301 H Western Caro. 84 47

313 H Winthrop 78 50

LAST 12 Division I GAMES:

115 A Wake Forest 58 64

13 H Florida St. 53 69

29 A Miami (FL) 53 61

91 H Virginia 67 52

1 H Notre Dame 61 68

127 A Pittsburgh 70 48

101 H North Carolina 71 55

241 A Clemson 72 43

113 H Boston College 71 51

46 H North Carolina St. 62 65

16 A Louisville 48 65

115 H Wake Forest 95 68

Non-Div I Games:

Duke

Average RPI Win:	169	WON-LOST	WINNING	LAST 10	STRENGTH OF	OPP. STRENGTH	TEAM	ADJ.	CONF.	ADJ CONF.
Average RPI Loss:	33	RECORD	PCT. RANK	GAMES	SCHEDULE	OF SCHEDULE	RPI	RPI	RPI	RPI
DIV. I ONLY	22- 2	6	9- 1	101	116	21	21	7	7	
DIV. I NON-CONF.	11- 1	16	0- 0	152	225	26	26	8	8	
TOTALS	RPI 1-25	RPI 26-50	W-L RECORDS	RPI 51-100	RPI 101-150	RPI 150+				
22- 2	0- 0	3- 2	OVERALL	3- 0	3- 0	13- 0				
10- 1	0- 0	3- 1	HOME	2- 0	0- 0	5- 0				
11- 1	0- 0	0- 1	AWAY	1- 0	3- 0	7- 0				
1- 0	0- 0	0- 0	NEUTRAL	0- 0	0- 0	1- 0				
11- 1	0- 0	2- 1	NON-CONFERENCE	1- 0	2- 0	6- 0				
4- 0	0- 0	2- 0	HOME	0- 0	0- 0	2- 0				
6- 1	0- 0	0- 1	AWAY	1- 0	2- 0	3- 0				
1- 0	0- 0	0- 0	NEUTRAL	0- 0	0- 0	1- 0				
11- 1	0- 0	1- 1	CONFERENCE	2- 0	1- 0	7- 0				
6- 1	0- 0	1- 1	HOME	2- 0	0- 0	3- 0				
5- 0	0- 0	0- 0	AWAY	0- 0	1- 0	4- 0				
0- 0	0- 0	0- 0	NEUTRAL	0- 0	0- 0	0- 0				

RPI 1-25		Team's RPI: 21	RPI 26-50			RPI 51-100			RPI 101+		
RPI	S	Opponent	Score	RPI	S	Opponent	Score	RPI	S	Opponent	Score
				27	H	George Washington	52 70	52	H	Dayton	89 58
				28	H	Ohio	64 47	68	A	Central Mich.	68 49
				38	A	Princeton	66 94	86	H	Saint Joseph's	73 59
				40	H	St. Bonaventure	74 62				
				42	H	St. John's (NY)	76 57				

Non-Div I Games: Slippery Rock 79 54

Duquesne

■ Loss,
 ■ Non-Conf,
 ■ S Site,
 ■ H Home
 ■ A Away
 N Neutral

Average RPI Win: 241	WON-LOST	WINNING	LAST 10	STRENGTH OF	OPP. STRENGTH	TEAM	ADJ.	CONF.	ADJ CONF.
Average RPI Loss: 126	RECORD	PCT. RANK	GAMES	SCHEDULE	OF SCHEDULE	RPI	RPI	RPI	RPI
DIV. I ONLY	13- 10	131	8- 2	250	171	140	140	17	17
DIV. I NON-CONF.	5- 7	198	0- 0	141	129	144	144	16	16
TOTALS	RPI 1-25	RPI 26-50	W-L RECORDS	RPI 51-100	RPI 101-150	RPI 150+			
13- 10	0- 1	0- 0	OVERALL	0- 3	2- 3	11- 3			
7- 1	0- 0	0- 0	HOME	0- 1	1- 0	6- 0			
6- 9	0- 1	0- 0	AWAY	0- 2	1- 3	5- 3			
0- 0	0- 0	0- 0	NEUTRAL	0- 0	0- 0	0- 0			
5- 7	0- 1	0- 0	NON-CONFERENCE	0- 2	1- 2	4- 2			
3- 0	0- 0	0- 0	HOME	0- 0	1- 0	2- 0			
2- 7	0- 1	0- 0	AWAY	0- 2	0- 2	2- 2			
0- 0	0- 0	0- 0	NEUTRAL	0- 0	0- 0	0- 0			
8- 3	0- 0	0- 0	CONFERENCE	0- 1	1- 1	7- 1			
4- 1	0- 0	0- 0	HOME	0- 1	0- 0	4- 0			
4- 2	0- 0	0- 0	AWAY	0- 0	1- 1	3- 1			
0- 0	0- 0	0- 0	NEUTRAL	0- 0	0- 0	0- 0			

RPI 1-25				RPI 26-50				RPI 51-100				RPI 101+ Team's RPI: 140			
RPI	S	Opponent	Score	RPI	S	Opponent	Score	RPI	S	Opponent	Score	RPI	S	Opponent	Score
15	A	Tennessee	49 85					63	H	Chattanooga	57 65	111	A	Iona	50 56
								71	A	Vanderbilt	39 65	115	A	Wake Forest	52 69
								92	A	Elon	38 50	120	A	Mercer	55 53
												122	A	Samford	47 55
												129	H	UNC Asheville	74 68
												154	A	Davidson	65 58
												161	A	Old Dominion	56 52
												198	A	Eastern Ky.	41 64
												217	A	Furman	77 81
												217	H	Furman	68 64
												257	A	Appalachian St.	52 70
												268	H	Austin Peay	80 76
												281	H	Campbell	70 55
												292	A	UNCG	80 77
												292	H	UNCG	89 73
												301	A	Western Caro.	45 43
												301	H	Western Caro.	74 62
												307	A	Wofford	70 54
												307	H	Wofford	70 69
LAST 12 Division I GAMES:															
292	A	UNCG	80 77	122	A	Samford	47 55								
301	A	Western Caro.	45 43	301	H	Western Caro.	74 62								
217	H	Furman	68 64	292	H	UNCG	89 73								
307	H	Wofford	70 69	307	A	Wofford	70 54								
63	H	Chattanooga	57 65	217	A	Furman	77 81								
120	A	Mercer	55 53	111	A	Iona	50 56								

Non-Div I Games: Armstrong St. 62 52 Lees-McRae 73 46 Brevard 69 46

ETSU

Loss, Non-Conf, S Site, H Home A Away N Neutral

East Carolina

Through Games Of Feb. 15, 2016

Average RPI Win:	242	WON-LOST	WINNING	LAST 10	STRENGTH OF	OPP. STRENGTH	TEAM	ADJ.	CONF.	ADJ CONF.
Average RPI Loss:	83	RECORD	PCT. RANK	GAMES	SCHEDULE	OF SCHEDULE	RPI	RPI	RPI	RPI
DIV. I ONLY	9- 16	251	3- 7	75	106	174	174	9	9	
DIV. I NON-CONF.	6- 6	160	0- 0	35	231	110	110	7	7	
TOTALS	RPI 1-25	RPI 26-50	W-L RECORDS	RPI 51-100	RPI 101-150	RPI 150+				
9- 16	0- 2	0- 4	OVERALL	0- 5	0- 2	9- 3				
4- 5	0- 0	0- 1	HOME	0- 2	0- 1	4- 1				
3- 6	0- 1	0- 2	AWAY	0- 1	0- 0	3- 2				
2- 5	0- 1	0- 1	NEUTRAL	0- 2	0- 1	2- 0				
6- 6	0- 1	0- 2	NON-CONFERENCE	0- 2	0- 1	6- 0				
2- 0	0- 0	0- 0	HOME	0- 0	0- 0	2- 0				
2- 1	0- 0	0- 1	AWAY	0- 0	0- 0	2- 0				
2- 5	0- 1	0- 1	NEUTRAL	0- 2	0- 1	2- 0				
3- 10	0- 1	0- 2	CONFERENCE	0- 3	0- 1	3- 3				
2- 5	0- 0	0- 1	HOME	0- 2	0- 1	2- 1				
1- 5	0- 1	0- 1	AWAY	0- 1	0- 0	1- 2				
0- 0	0- 0	0- 0	NEUTRAL	0- 0	0- 0	0- 0				

RPI 1-25				RPI 26-50				RPI 51-100				RPI 101+ Team's RPI: 174			
RPI	S	Opponent	Score	RPI	S	Opponent	Score	RPI	S	Opponent	Score	RPI	S	Opponent	Score
2	A	UConn	46 92	28	N	Ohio	61 64	63	N	Chattanooga	61 72	109	H	Memphis	78 79
3	N	South Carolina	57 88	44	A	South Fla.	54 75	64	H	Temple	63 83	141	N	Creighton	66 91
				44	H	South Fla.	59 61	80	A	Tulane	73 78	159	A	SMU	67 74
				49	A	Auburn	69 83	80	H	Tulane	51 66	173	A	Delaware	68 58
								90	N	Northwestern	75 78	175	N	Eastern Wash.	80 62
												184	A	Tulsa	79 81
												184	H	Tulsa	54 55
												207	N	UTRGV	70 59
												219	H	Cincinnati	63 60
												223	H	Presbyterian	84 57
												261	H	Houston	76 70
												273	A	UCF	71 56
												320	H	Alcorn	87 58
												326	A	A&M-Corpus Christi	82 46
LAST 12 Division I GAMES:															
109	H	Memphis	78 79	219	H	Cincinnati	63 60								
159	A	SMU	67 74	44	A	South Fla.	54 75								
2	A	UConn	46 92	261	H	Houston	76 70								
184	H	Tulsa	54 55	273	A	UCF	71 56								
64	H	Temple	63 83	80	H	Tulane	51 66								
80	A	Tulane	73 78	44	H	South Fla.	59 61								

Non-Div I Games:

East Carolina

Loss, Non-Conf, S Site, H Home A Away N Neutral

Average RPI Win:	194	WON-LOST	WINNING	LAST 10	STRENGTH OF	OPP. STRENGTH	TEAM	ADJ.	CONF.	ADJ CONF.
Average RPI Loss:	207	RECORD	PCT. RANK	GAMES	SCHEDULE	OF SCHEDULE	RPI	RPI	RPI	RPI
DIV. I ONLY	3- 21	338	2- 8	248	284	336	336	24	24	
DIV. I NON-CONF.	1- 11	336	0- 0	171	326	320	320	23	23	
TOTALS	RPI 1-25	RPI 26-50	W-L RECORDS	RPI 51-100	RPI 101-150	RPI 150+				
3- 21	0- 0	0- 0	OVERALL	0- 2	1- 2	2- 17				
3- 8	0- 0	0- 0	HOME	0- 1	1- 0	2- 7				
0- 13	0- 0	0- 0	AWAY	0- 1	0- 2	0- 10				
0- 0	0- 0	0- 0	NEUTRAL	0- 0	0- 0	0- 0				
1- 11	0- 0	0- 0	NON-CONFERENCE	0- 1	1- 1	0- 9				
1- 4	0- 0	0- 0	HOME	0- 0	1- 0	0- 4				
0- 7	0- 0	0- 0	AWAY	0- 1	0- 1	0- 5				
0- 0	0- 0	0- 0	NEUTRAL	0- 0	0- 0	0- 0				
2- 10	0- 0	0- 0	CONFERENCE	0- 1	0- 1	2- 8				
2- 4	0- 0	0- 0	HOME	0- 1	0- 0	2- 3				
0- 6	0- 0	0- 0	AWAY	0- 0	0- 1	0- 5				
0- 0	0- 0	0- 0	NEUTRAL	0- 0	0- 0	0- 0				

RPI 1-25				RPI 26-50				RPI 51-100				RPI 101+				Team's RPI: 336	
RPI	S	Opponent	Score	RPI	S	Opponent	Score	RPI	S	Opponent	Score	RPI	S	Opponent	Score		
								75	A	Saint Louis	47	78	102	A	Belmont	61	89
								96	H	UT Martin	39	65	109	A	Memphis	49	80
												116	H	IUPUI	77	71	
												166	A	SIUE	75	87	
												167	H	Loyola Chicago	75	86	
												182	H	Stetson	66	68	
												185	H	Milwaukee	71	82	
												198	H	Eastern Ky.	56	75	
												199	H	Southeast Mo. St.	64	59	
												210	A	Ill.-Chicago	54	66	
												219	A	Cincinnati	57	70	
												226	H	Western Ill.	69	92	
												232	A	Indiana St.	42	60	
												258	A	Northern Ill.	63	79	
												265	H	Tennessee St.	53	62	
												268	A	Austin Peay	45	80	
												268	H	Austin Peay	64	56	
												269	A	Murray St.	56	66	
												275	A	Tennessee Tech	74	81	
												276	A	Omaha	67	76	
												280	A	Jacksonville St.	52	60	
												298	H	Morehead St.	77	85	
LAST 12 Division I GAMES:																	
268	H	Austin Peay	64	56	298	H	Morehead St.	77	85								
199	H	Southeast Mo. St.	64	59	198	H	Eastern Ky.	56	75								
166	A	SIUE	75	87	102	A	Belmont	61	89								
269	A	Murray St.	56	66	265	H	Tennessee St.	53	62								
268	A	Austin Peay	45	80	280	A	Jacksonville St.	52	60								
96	H	UT Martin	39	65	275	A	Tennessee Tech	74	81								

Non-Div I Games:

Eastern Ill.

■ Loss,
 ■ Non-Conf,
 ■ S Site,
 ■ H Home
 ■ A Away
 N Neutral

Average RPI Win:	245	WON-LOST	WINNING	LAST 10	STRENGTH OF	OPP. STRENGTH	TEAM	ADJ.	CONF.	ADJ CONF.
Average RPI Loss:	157	RECORD	PCT. RANK	GAMES	SCHEDULE	OF SCHEDULE	RPI	RPI	RPI	RPI
DIV. I ONLY	11- 10	157	6- 4	247	233	198	198	24	24	
DIV. I NON-CONF.	4- 5	193	0- 0	123	175	158	158	23	23	
TOTALS	RPI 1-25	RPI 26-50	W-L RECORDS	RPI 51-100	RPI 101-150	RPI 150+				
11- 10	0- 0	0- 2	OVERALL	1- 2	1- 1	9- 5				
7- 3	0- 0	0- 0	HOME	1- 1	1- 0	5- 2				
3- 6	0- 0	0- 1	AWAY	0- 1	0- 1	3- 3				
1- 1	0- 0	0- 1	NEUTRAL	0- 0	0- 0	1- 0				
4- 5	0- 0	0- 2	NON-CONFERENCE	0- 2	1- 0	3- 1				
2- 1	0- 0	0- 0	HOME	0- 1	1- 0	1- 0				
1- 3	0- 0	0- 1	AWAY	0- 1	0- 0	1- 1				
1- 1	0- 0	0- 1	NEUTRAL	0- 0	0- 0	1- 0				
7- 5	0- 0	0- 0	CONFERENCE	1- 0	0- 1	6- 4				
5- 2	0- 0	0- 0	HOME	1- 0	0- 0	4- 2				
2- 3	0- 0	0- 0	AWAY	0- 0	0- 1	2- 2				
0- 0	0- 0	0- 0	NEUTRAL	0- 0	0- 0	0- 0				

RPI S	Opponent	Score	RPI S	Opponent	Score	RPI S	Opponent	Score	RPI S	Opponent	Score	Team's RPI: 198
46 N	North Carolina St.	62 73	85 A	Missouri St.	63 87	102 A	Belmont	61 72	140 H	ETSU	64 41	
50 A	Western Ky.	60 76	94 H	Wright St.	69 71	166 A	SIUE	74 89	199 H	Southeast Mo. St.	56 55	
			96 H	UT Martin	70 61	205 A	Richmond	62 81	263 N	Saint Francis (PA)	88 82	
						264 A	Miami (OH)	77 72	265 A	Tennessee St.	70 66	
						265 H	Tennessee St.	78 67	268 A	Austin Peay	66 94	
						269 H	Murray St.	72 60	275 H	Tennessee Tech	72 77	
						280 H	Jacksonville St.	54 56	298 H	Morehead St.	100 93	
						301 H	Western Caro.	91 62	336 A	Eastern Ill.	75 56	
LAST 12 Division I GAMES:												
265 H	Tennessee St.	78 67	269 H	Murray St.	72 60							
102 A	Belmont	61 72	166 A	SIUE	74 89							
265 A	Tennessee St.	70 66	336 A	Eastern Ill.	75 56							
298 H	Morehead St.	100 93	199 H	Southeast Mo. St.	56 55							
280 H	Jacksonville St.	54 56	96 H	UT Martin	70 61							
275 H	Tennessee Tech	72 77	268 A	Austin Peay	66 94							

Non-Div I Games: Cincinnati Christian 112 34 Davis & Elkins 73 58

Eastern Ky.

■ Loss,
 ■ Non-Conf,
 ■ S Site,
 ■ Home
 ■ A Away
 N Neutral

Average RPI Win:	194	WON-LOST	WINNING	LAST 10	STRENGTH OF	OPP. STRENGTH	TEAM	ADJ.	CONF.	ADJ CONF.
Average RPI Loss:	93	RECORD	PCT. RANK	GAMES	SCHEDULE	OF SCHEDULE	RPI	RPI	RPI	RPI
DIV. I ONLY	13- 8	101	5- 5	138	129	106	106	11	11	
DIV. I NON-CONF.	7- 2	57	0- 0	163	123	56	56	13	13	
TOTALS	RPI 1-25	RPI 26-50	W-L RECORDS	RPI 51-100	RPI 101-150	RPI 150+				
13- 8	0- 1	0- 1	OVERALL	1- 3	5- 2	7- 1				
7- 3	0- 0	0- 1	HOME	1- 1	4- 1	2- 0				
6- 4	0- 1	0- 0	AWAY	0- 1	1- 1	5- 1				
0- 1	0- 0	0- 0	NEUTRAL	0- 1	0- 0	0- 0				
7- 2	0- 1	0- 0	NON-CONFERENCE	1- 1	2- 0	4- 0				
3- 0	0- 0	0- 0	HOME	1- 0	1- 0	1- 0				
4- 1	0- 1	0- 0	AWAY	0- 0	1- 0	3- 0				
0- 1	0- 0	0- 0	NEUTRAL	0- 1	0- 0	0- 0				
6- 6	0- 0	0- 1	CONFERENCE	0- 2	3- 2	3- 1				
4- 3	0- 0	0- 1	HOME	0- 1	3- 1	1- 0				
2- 3	0- 0	0- 0	AWAY	0- 1	0- 1	2- 1				
0- 0	0- 0	0- 0	NEUTRAL	0- 0	0- 0	0- 0				

RPI S	Opponent	Score	RPI S	Opponent	Score	RPI S	Opponent	Score	RPI S	Opponent	Score	Team's RPI: 106
18 A	Kentucky	67 89	28 H	Ohio	64 71	61 N	Abilene Christian	59 83	114 H	Toledo	59 41	
						65 H	Michigan	64 63	117 H	Western Mich.	70 66	
						68 H	Central Mich.	65 66	118 A	Harvard	85 81	
						81 A	Ball St.	54 76	119 A	Akron	72 75	
									119 H	Akron	65 68	
									134 H	Buffalo	67 56	
									138 H	Oral Roberts	77 69	
									177 A	Detroit	85 68	
									207 H	UTRGV	78 56	
									252 A	Bowling Green	63 67	
									258 A	Northern Ill.	87 80	
									264 A	Miami (OH)	70 46	
									274 A	Monmouth	78 68	
									317 H	Kent St.	72 51	
									343 A	Air Force	72 59	
LAST 12 Division I GAMES:												
264 A	Miami (OH)	70 46	81 A	Ball St.	54 76							
117 H	Western Mich.	70 66	317 H	Kent St.	72 51							
68 H	Central Mich.	65 66	28 H	Ohio	64 71							
119 A	Akron	72 75	258 A	Northern Ill.	87 80							
252 A	Bowling Green	63 67	119 H	Akron	65 68							
114 H	Toledo	59 41	134 H	Buffalo	67 56							

Non-Div I Games: Madonna 104 45 Hillsdale 94 77

Eastern Mich.

Loss, Non-Conf, S Site, H Home A Away N Neutral

Average RPI Win:	240	WON-LOST	WINNING	LAST 10	STRENGTH OF	OPP. STRENGTH	TEAM	ADJ.	CONF.	ADJ CONF.
Average RPI Loss:	144	RECORD	PCT. RANK	GAMES	SCHEDULE	OF SCHEDULE	RPI	RPI	RPI	RPI
DIV. I ONLY	16- 8	83	8- 2	323	144	175	175	20	20	
DIV. I NON-CONF.	5- 6	180	0- 0	308	181	265	265	21	21	
TOTALS	RPI 1-25	RPI 26-50	W-L RECORDS	RPI 51-100	RPI 101-150	RPI 150+				
16- 8	0- 0	0- 0	OVERALL	0- 3	2- 3	14- 2				
9- 2	0- 0	0- 0	HOME	0- 1	1- 1	8- 0				
7- 3	0- 0	0- 0	AWAY	0- 0	1- 1	6- 0				
0- 3	0- 0	0- 0	NEUTRAL	0- 1	0- 1	0- 1				
5- 6	0- 0	0- 0	NON-CONFERENCE	0- 3	0- 2	5- 1				
3- 2	0- 0	0- 0	HOME	0- 1	0- 1	3- 0				
2- 1	0- 0	0- 0	AWAY	0- 1	0- 0	2- 0				
0- 3	0- 0	0- 0	NEUTRAL	0- 1	0- 1	0- 1				
11- 2	0- 0	0- 0	CONFERENCE	0- 0	2- 1	9- 1				
6- 0	0- 0	0- 0	HOME	0- 0	1- 0	5- 0				
5- 2	0- 0	0- 0	AWAY	0- 0	1- 1	4- 1				
0- 0	0- 0	0- 0	NEUTRAL	0- 0	0- 0	0- 0				

RPI 1-25				RPI 26-50				RPI 51-100				RPI 101+				Team's RPI: 175	
RPI	S	Opponent	Score	RPI	S	Opponent	Score	RPI	S	Opponent	Score	RPI	S	Opponent	Score		
								61	H	Abilene Christian	60	72	128	A	North Dakota	69	72
								90	N	Northwestern	70	74	128	H	North Dakota	60	57
								97	A	Gonzaga	56	78	132	A	Idaho	74	66
													136	H	Boise St.	79	84
													141	N	Creighton	60	66
													160	H	Montana St.	81	69
													169	A	Northern Colo.	66	57
													169	H	Northern Colo.	59	55
													174	N	East Carolina	62	80
													188	A	Sacramento St.	100	83
													209	H	Montana	67	65
													220	H	Utah Valley	68	64
													272	A	Northern Ariz.	81	71
													272	H	Northern Ariz.	72	65
													287	H	CSUN	70	59
													295	A	Wichita St.	67	62
													324	A	Portland St.	79	81
													330	A	Southern Utah	85	82
													330	H	Southern Utah	64	53
													337	A	Cal St. Fullerton	68	57
													343	H	Air Force	65	44
LAST 12 Division I GAMES:																	
169	A	Northern Colo.	66	57	209	H	Montana	67	65								
128	A	North Dakota	69	72	160	H	Montana St.	81	69								
330	H	Southern Utah	64	53	272	A	Northern Ariz.	81	71								
272	H	Northern Ariz.	72	65	330	A	Southern Utah	85	82								
188	A	Sacramento St.	100	83	132	A	Idaho	74	66								
324	A	Portland St.	79	81	128	H	North Dakota	60	57								

Non-Div I Games: Eastern Ore. 64 40

Eastern Wash.

■ Loss,
■ Non-Conf,
■ S Site,
■ H Home
■ A Away
N Neutral

Average RPI Win:	188	WON-LOST	WINNING	LAST 10	STRENGTH OF	OPP. STRENGTH	TEAM	ADJ.	CONF.	ADJ CONF.
Average RPI Loss:	115	RECORD	PCT. RANK	GAMES	SCHEDULE	OF SCHEDULE	RPI	RPI	RPI	RPI
DIV. I ONLY	14- 9	105	6- 4	120	112	92	92	13	13	
DIV. I NON-CONF.	6- 4	125	0- 0	59	73	50	50	12	12	
TOTALS	RPI 1-25	RPI 26-50	W-L RECORDS	RPI 51-100	RPI 101-150	RPI 150+				
14- 9	0- 1	1- 2	OVERALL	2- 3	1- 0	10- 3				
8- 2	0- 0	0- 1	HOME	2- 0	1- 0	5- 1				
6- 7	0- 1	1- 1	AWAY	0- 3	0- 0	5- 2				
0- 0	0- 0	0- 0	NEUTRAL	0- 0	0- 0	0- 0				
6- 4	0- 1	1- 1	NON-CONFERENCE	1- 1	1- 0	3- 1				
3- 0	0- 0	0- 0	HOME	1- 0	1- 0	1- 0				
3- 4	0- 1	1- 1	AWAY	0- 1	0- 0	2- 1				
0- 0	0- 0	0- 0	NEUTRAL	0- 0	0- 0	0- 0				
8- 5	0- 0	0- 1	CONFERENCE	1- 2	0- 0	7- 2				
5- 2	0- 0	0- 1	HOME	1- 0	0- 0	4- 1				
3- 3	0- 0	0- 0	AWAY	0- 2	0- 0	3- 1				
0- 0	0- 0	0- 0	NEUTRAL	0- 0	0- 0	0- 0				

RPI 1-25				RPI 26-50				RPI 51-100 Team's RPI: 92				RPI 101+			
RPI	S	Opponent	Score	RPI	S	Opponent	Score	RPI	S	Opponent	Score	RPI	S	Opponent	Score
3	A	South Carolina	63 78	35	H	James Madison	76 81	67	A	Hofstra	49 59	140	H	ETSU	50 38
				37	A	West Virginia	57 67	67	H	Hofstra	61 60	172	A	Northeastern	56 54
				46	A	North Carolina St.	69 66	88	A	Drexel	31 74	172	H	Northeastern	61 67
								95	H	Charlotte	90 83	173	A	Delaware	66 64
								99	A	Liberty	63 72	201	H	Col. of Charleston	52 41
												216	H	William & Mary	73 51
												217	A	Furman	65 55
												248	A	American	62 54
												250	A	Navy	70 73
												253	H	High Point	80 69
												262	A	UNCW	67 60
												262	H	UNCW	70 53
												284	A	Towson	78 85
												284	H	Towson	80 58
LAST 12 Division I GAMES:															
172	H	Northeastern	61 67	262	H	UNCW	70 53								
284	H	Towson	80 58	201	H	Col. of Charleston	52 41								
173	A	Delaware	66 64	88	A	Drexel	31 74								
216	H	William & Mary	73 51	284	A	Towson	78 85								
67	A	Hofstra	49 59	35	H	James Madison	76 81								
172	A	Northeastern	56 54	67	H	Hofstra	61 60								

Non-Div I Games: Lenoir-Rhyne 67 29

Elon

Average RPI Win: 296		WON-LOST	WINNING	LAST 10	STRENGTH OF	OPP. STRENGTH	TEAM	ADJ.	CONF.	ADJ CONF.
Average RPI Loss: 170		RECORD	PCT. RANK	GAMES	SCHEDULE	OF SCHEDULE	RPI	RPI	RPI	RPI
DIV. I ONLY		2- 21	342	1- 9	164	265	320	320	21	21
DIV. I NON-CONF.		1- 10	330	0- 0	82	311	274	274	17	17
TOTALS	RPI 1-25		RPI 26-50		W-L RECORDS		RPI 51-100		RPI 101-150	RPI 150+
2- 21	0- 0		0- 0		OVERALL		0- 5		0- 6	2- 10
1- 8	0- 0		0- 0		HOME		0- 2		0- 2	1- 4
1- 11	0- 0		0- 0		AWAY		0- 2		0- 4	1- 5
0- 2	0- 0		0- 0		NEUTRAL		0- 1		0- 0	0- 1
1- 10	0- 0		0- 0		NON-CONFERENCE		0- 4		0- 2	1- 4
0- 4	0- 0		0- 0		HOME		0- 2		0- 1	0- 1
1- 4	0- 0		0- 0		AWAY		0- 1		0- 1	1- 2
0- 2	0- 0		0- 0		NEUTRAL		0- 1		0- 0	0- 1
1- 11	0- 0		0- 0		CONFERENCE		0- 1		0- 4	1- 6
1- 4	0- 0		0- 0		HOME		0- 0		0- 1	1- 3
0- 7	0- 0		0- 0		AWAY		0- 1		0- 3	0- 3
0- 0	0- 0		0- 0		NEUTRAL		0- 0		0- 0	0- 0

RPI 1-25				RPI 26-50				RPI 51-100				RPI 101+				Team's RPI: 320
RPI	S	Opponent	Score	RPI	S	Opponent	Score	RPI	S	Opponent	Score	RPI	S	Opponent	Score	
								55	N	Santa Clara	44 62	108	A	Drake	52 94	
								69	A	Nebraska	40 85	116	H	IUPUI	62 68	
								81	H	Ball St.	53 73	121	A	UNI	51 62	
								85	A	Missouri St.	70 77	137	A	Xavier	57 65	
								96	H	UT Martin	48 75	145	A	Southern Ill.	56 74	
												145	H	Southern Ill.	63 66	
												160	N	Montana St.	55 81	
												167	A	Loyola Chicago	54 67	
												167	H	Loyola Chicago	49 63	
												232	H	Indiana St.	44 59	
												252	A	Bowling Green	56 74	
												264	A	Miami (OH)	85 91	
												269	H	Murray St.	54 73	
												293	A	Cleveland St.	72 63	
												295	A	Wichita St.	50 58	
												299	A	Bradley	52 66	
												299	H	Bradley	62 46	
												315	H	Illinois St.	57 64	
LAST 12 Division I GAMES:																
				145	H	Southern Ill.	63 66	85	A	Missouri St.	70 77					
				167	A	Loyola Chicago	54 67	145	A	Southern Ill.	56 74					
				299	A	Bradley	52 66	299	H	Bradley	62 46					
				232	H	Indiana St.	44 59	167	H	Loyola Chicago	49 63					
				315	H	Illinois St.	57 64	108	A	Drake	52 94					
				295	A	Wichita St.	50 58	121	A	UNI	51 62					

Non-Div I Games:

Evansville

Loss, Non-Conf, S Site, H Home A Away N Neutral

Average RPI Win:	204	WON-LOST	WINNING	LAST 10	STRENGTH OF	OPP. STRENGTH	TEAM	ADJ.	CONF.	ADJ CONF.
Average RPI Loss:	67	RECORD	PCT. RANK	GAMES	SCHEDULE	OF SCHEDULE	RPI	RPI	RPI	RPI
DIV. I ONLY	22- 4	16	10- 0	161	198	60	60	29	29	
DIV. I NON-CONF.	11- 4	76	1- 0	49	75	49	49	27	27	
TOTALS	RPI 1-25	RPI 26-50	W-L RECORDS	RPI 51-100	RPI 101-150	RPI 150+				
22- 4	0- 1	2- 2	OVERALL	0- 0	7- 0	13- 1				
9- 2	0- 0	1- 1	HOME	0- 0	3- 0	5- 1				
11- 0	0- 0	1- 0	AWAY	0- 0	2- 0	8- 0				
2- 2	0- 1	0- 1	NEUTRAL	0- 0	2- 0	0- 0				
11- 4	0- 1	2- 2	NON-CONFERENCE	0- 0	5- 0	4- 1				
4- 2	0- 0	1- 1	HOME	0- 0	2- 0	1- 1				
5- 0	0- 0	1- 0	AWAY	0- 0	1- 0	3- 0				
2- 2	0- 1	0- 1	NEUTRAL	0- 0	2- 0	0- 0				
11- 0	0- 0	0- 0	CONFERENCE	0- 0	2- 0	9- 0				
5- 0	0- 0	0- 0	HOME	0- 0	1- 0	4- 0				
6- 0	0- 0	0- 0	AWAY	0- 0	1- 0	5- 0				
0- 0	0- 0	0- 0	NEUTRAL	0- 0	0- 0	0- 0				

RPI 1-25				RPI 26-50				RPI 51-100				Team's RPI: 60		RPI 101+			
RPI	S	Opponent	Score	RPI	S	Opponent	Score	RPI	S	Opponent	Score			RPI	S	Opponent	Score
25	N	Mississippi St.	60 65	27	A	George Washington	64 60							107	H	Quinnipiac	71 70
				28	N	Ohio	57 69							112	N	Arizona	57 55
				43	H	Arkansas St.	48 62							117	N	Western Mich.	60 42
				49	H	Auburn	52 45							118	H	Harvard	74 65
														119	A	Akron	82 64
														147	A	Jacksonville	59 55
														147	H	Jacksonville	58 39
														171	H	Fla. Atlantic	55 62
														182	H	Stetson	61 48
														203	H	Hartford	64 44
														204	A	USC Upstate	56 44
														204	H	USC Upstate	54 43
														251	A	N.C. A&T	60 36
														255	A	Providence	50 41
														288	A	FIU	81 53
														297	A	Kennesaw St.	78 47
														319	A	North Florida	65 38
														319	H	North Florida	75 50
														335	A	Lipscomb	71 39
														342	A	NJIT	53 32
														342	H	NJIT	70 37
LAST 12 Division I GAMES:																	
				204	A	USC Upstate	56 44					297	A	Kennesaw St.	78 47		
				342	A	NJIT	53 32					335	A	Lipscomb	71 39		
				147	A	Jacksonville	59 55					342	H	NJIT	70 37		
				319	H	North Florida	75 50					204	H	USC Upstate	54 43		
				147	H	Jacksonville	58 39					182	H	Stetson	61 48		
				319	A	North Florida	65 38					203	H	Hartford	64 44		

Non-Div I Games: St. Thomas (FL) 86 33

FGCU

■ Loss,
 ■ Non-Conf,
 ■ S Site,
 ■ Home
 ■ A Away
 N Neutral

Average RPI Win:	249	WON-LOST	WINNING	LAST 10	STRENGTH OF	OPP. STRENGTH	TEAM	ADJ.	CONF.	ADJ CONF.
Average RPI Loss:	141	RECORD	PCT. RANK	GAMES	SCHEDULE	OF SCHEDULE	RPI	RPI	RPI	RPI
DIV. I ONLY	4- 20	323	2- 8	130	154	288	288	12	12	
DIV. I NON-CONF.	2- 9	296	0- 0	262	218	332	332	10	10	
TOTALS	RPI 1-25	RPI 26-50	W-L RECORDS	RPI 51-100	RPI 101-150	RPI 150+				
4- 20	0- 0	0- 4	OVERALL	0- 4	1- 3	3- 9				
3- 10	0- 0	0- 2	HOME	0- 3	1- 2	2- 3				
1- 10	0- 0	0- 0	AWAY	0- 0	0- 1	1- 1				
0- 0	0- 0	0- 0	NEUTRAL	0- 0	0- 0	0- 0				
2- 9	0- 0	0- 1	NON-CONFERENCE	0- 2	0- 2	2- 4				
2- 5	0- 0	0- 0	HOME	0- 2	0- 1	2- 2				
0- 4	0- 0	0- 1	AWAY	0- 0	0- 1	0- 2				
0- 0	0- 0	0- 0	NEUTRAL	0- 0	0- 0	0- 0				
2- 11	0- 0	0- 3	CONFERENCE	0- 2	1- 1	1- 5				
1- 5	0- 0	0- 2	HOME	0- 1	1- 1	0- 1				
1- 6	0- 0	0- 1	AWAY	0- 1	0- 0	1- 4				
0- 0	0- 0	0- 0	NEUTRAL	0- 0	0- 0	0- 0				

RPI S	Opponent	Score	RPI S	Opponent	Score	RPI S	Opponent	Score	RPI S	Opponent	Score	Team's RPI: 288
29	A Miami (FL)	55 83	60	H FGCU	53 81	115	H Wake Forest	53 57				
31	A UTEP	52 70	74	H Middle Tenn.	62 85	142	H Marshall	58 65				
31	H UTEP	57 69	82	H Marquette	83 95	143	H UAB	72 61				
50	H Western Ky.	69 71	95	A Charlotte	74 87	147	A Jacksonville	44 80				
						152	A Southern Miss.	55 82				
						161	A Old Dominion	49 84				
						171	A Fla. Atlantic	82 87				
						176	A Louisiana Tech	63 82				
						191	H Rhode Island	50 68				
						246	A UTSA	59 54				
						246	H UTSA	52 63				
						273	A UCF	72 89				
						293	A Cleveland St.	57 64				
						294	H Florida A&M	81 65				
						295	H Wichita St.	62 76				
						314	H UMass Lowell	71 68				
LAST 12 Division I GAMES:												
246	A UTSA	59 54	31	H UTEP	57 69							
31	A UTEP	52 70	246	H UTSA	52 63							
74	H Middle Tenn.	62 85	152	A Southern Miss.	55 82							
143	H UAB	72 61	176	A Louisiana Tech	63 82							
161	A Old Dominion	49 84	142	H Marshall	58 65							
95	A Charlotte	74 87	50	H Western Ky.	69 71							

Non-Div I Games:

FIU

■ Loss,
 ■ Non-Conf,
 ■ S Site,
 ■ H Home
 ■ A Away
 N Neutral

Average RPI Win:	255	WON-LOST	WINNING	LAST 10	STRENGTH OF	OPP. STRENGTH	TEAM	ADJ.	CONF.	ADJ CONF.
Average RPI Loss:	158	RECORD	PCT. RANK	GAMES	SCHEDULE	OF SCHEDULE	RPI	RPI	RPI	RPI
DIV. I ONLY	15- 10	115	9- 1	285	248	212	212	23	23	
DIV. I NON-CONF.	5- 4	138	0- 0	139	216	161	161	24	24	
TOTALS	RPI 1-25	RPI 26-50	W-L RECORDS	RPI 51-100	RPI 101-150	RPI 150+				
15- 10	0- 0	0- 1	OVERALL	0- 2	1- 2	14- 5				
10- 6	0- 0	0- 0	HOME	0- 2	1- 2	9- 2				
5- 4	0- 0	0- 1	AWAY	0- 0	0- 0	5- 3				
0- 0	0- 0	0- 0	NEUTRAL	0- 0	0- 0	0- 0				
5- 4	0- 0	0- 1	NON-CONFERENCE	0- 2	1- 0	4- 1				
4- 2	0- 0	0- 0	HOME	0- 2	1- 0	3- 0				
1- 2	0- 0	0- 1	AWAY	0- 0	0- 0	1- 1				
0- 0	0- 0	0- 0	NEUTRAL	0- 0	0- 0	0- 0				
10- 6	0- 0	0- 0	CONFERENCE	0- 0	0- 2	10- 4				
6- 4	0- 0	0- 0	HOME	0- 0	0- 2	6- 2				
4- 2	0- 0	0- 0	AWAY	0- 0	0- 0	4- 2				
0- 0	0- 0	0- 0	NEUTRAL	0- 0	0- 0	0- 0				

RPI 1-25			RPI 26-50			RPI 51-100			RPI 101+			Team's RPI: 212
RPI	S	Opponent	Score	RPI	S	Opponent	Score	RPI	S	Opponent	Score	
42	A	St. John's (NY)	54 73	53	H	Albany (NY)	50 62	107	H	Quinnipiac	55 64	
				67	H	Hofstra	53 67	111	H	Iona	46 56	
								118	H	Harvard	67 50	
								153	A	Cornell	35 59	
								183	H	Marist	57 72	
								202	A	Canisius	51 50	
								202	H	Canisius	52 48	
								217	H	Siena	67 55	
								227	A	Manhattan	59 57	
								227	H	Manhattan	55 70	
								237	H	Sacred Heart	61 50	
								256	A	Loyola Maryland	71 45	
								274	A	Monmouth	68 60	
								274	H	Monmouth	80 70	
								282	H	La Salle	62 59	
								286	A	Rider	55 39	
								286	H	Rider	63 56	
								302	A	Niagara	55 56	
								302	H	Niagara	61 43	
								328	H	IPFW	74 62	
								333	A	Saint Peter's	46 56	
								333	H	Saint Peter's	76 49	
LAST 12 Division I GAMES:												
274	H	Monmouth	80 70	202	H	Canisius	52 48					
333	H	Saint Peter's	76 49	107	H	Quinnipiac	55 64					
217	H	Siena	67 55	227	A	Manhattan	59 57					
302	H	Niagara	61 43	286	A	Rider	55 39					
274	A	Monmouth	68 60	333	A	Saint Peter's	46 56					
286	H	Rider	63 56	227	H	Manhattan	55 70					

Non-Div I Games:

Fairfield

Average RPI Win:	284	WON-LOST	WINNING	LAST 10	STRENGTH OF	OPP. STRENGTH	TEAM	ADJ.	CONF.	ADJ CONF.
Average RPI Loss:	216	RECORD	PCT. RANK	GAMES	SCHEDULE	OF SCHEDULE	RPI	RPI	RPI	RPI
DIV. I ONLY	10- 17	247	6- 4	313	339	312	312	30	30	
DIV. I NON-CONF.	3- 10	277	0- 0	249	235	312	312	32	32	
TOTALS	RPI 1-25	RPI 26-50	W-L RECORDS	RPI 51-100	RPI 101-150	RPI 150+				
10- 17	0- 0	0- 1	OVERALL	0- 1	0- 2	10- 13				
7- 7	0- 0	0- 0	HOME	0- 0	0- 0	7- 7				
2- 8	0- 0	0- 1	AWAY	0- 1	0- 1	2- 5				
1- 2	0- 0	0- 0	NEUTRAL	0- 0	0- 1	1- 1				
3- 10	0- 0	0- 1	NON-CONFERENCE	0- 1	0- 2	3- 6				
2- 5	0- 0	0- 0	HOME	0- 0	0- 0	2- 5				
0- 3	0- 0	0- 1	AWAY	0- 1	0- 1	0- 0				
1- 2	0- 0	0- 0	NEUTRAL	0- 0	0- 1	1- 1				
7- 7	0- 0	0- 0	CONFERENCE	0- 0	0- 0	7- 7				
5- 2	0- 0	0- 0	HOME	0- 0	0- 0	5- 2				
2- 5	0- 0	0- 0	AWAY	0- 0	0- 0	2- 5				
0- 0	0- 0	0- 0	NEUTRAL	0- 0	0- 0	0- 0				

RPI S	Opponent	Score	RPI S	Opponent	Score	RPI S	Opponent	Score	RPI S	Opponent	Score	Team's RPI: 312
37	A West Virginia	42 91	89	A Bucknell	62 72	101	A North Carolina	46 64	111	N Iona	54 77	
						158	N Yale	58 77	193	H Brown	48 63	
						196	A Robert Morris	83 68	196	H Robert Morris	60 52	
						217	H Siena	65 81	221	H Columbia	83 87	
						227	H Manhattan	78 85	228	N Grand Canyon	74 68	
						235	H Bryant	41 70	237	A Sacred Heart	61 72	
						263	A Saint Francis (PA)	67 87	263	H Saint Francis (PA)	73 72	
						266	H Central Conn. St.	75 78	274	H Monmouth	81 75	
						314	H UMass Lowell	67 78	325	A LIU Brooklyn	62 65	
						325	H LIU Brooklyn	75 58	333	H Saint Peter's	73 52	
						339	A Mt. St. Mary's	55 71	339	H Mt. St. Mary's	66 53	
						340	A St. Francis Brooklyn	78 88	340	H St. Francis Brooklyn	65 61	
						344	A Wagner	73 57				
LAST 12 Division I GAMES:												
339	A Mt. St. Mary's	55 71	325	H LIU Brooklyn	75 58	339	H Mt. St. Mary's	66 53	340	A St. Francis Brooklyn	78 88	
196	H Robert Morris	60 52	263	A Saint Francis (PA)	67 87	196	A Robert Morris	83 68	266	H Central Conn. St.	75 78	
340	A St. Francis Brooklyn	78 88	237	A Sacred Heart	61 72							
344	A Wagner	73 57										
263	H Saint Francis (PA)	73 72										
325	A LIU Brooklyn	62 65										

Non-Div I Games:

Fairleigh Dickinson

■ Loss,
 ■ Non-Conf,
 ■ S Site,
 ■ H Home
 ■ A Away
 N Neutral

Average RPI Win:	216	WON-LOST	WINNING	LAST 10	STRENGTH OF	OPP. STRENGTH	TEAM	ADJ.	CONF.	ADJ CONF.
Average RPI Loss:	115	RECORD	PCT. RANK	GAMES	SCHEDULE	OF SCHEDULE	RPI	RPI	RPI	RPI
DIV. I ONLY	10- 13	207	1- 9	67	195	171	171	12	12	
DIV. I NON-CONF.	7- 3	91	0- 0	70	320	85	85	10	10	
TOTALS	RPI 1-25	RPI 26-50	W-L RECORDS	RPI 51-100	RPI 101-150	RPI 150+				
10- 13	0- 0	0- 4	OVERALL	1- 3	2- 1	7- 5				
8- 5	0- 0	0- 2	HOME	0- 2	2- 1	6- 0				
1- 8	0- 0	0- 2	AWAY	1- 1	0- 0	0- 5				
1- 0	0- 0	0- 0	NEUTRAL	0- 0	0- 0	1- 0				
7- 3	0- 0	0- 1	NON-CONFERENCE	1- 1	1- 0	5- 1				
5- 1	0- 0	0- 0	HOME	0- 1	1- 0	4- 0				
1- 2	0- 0	0- 1	AWAY	1- 0	0- 0	0- 1				
1- 0	0- 0	0- 0	NEUTRAL	0- 0	0- 0	1- 0				
3- 10	0- 0	0- 3	CONFERENCE	0- 2	1- 1	2- 4				
3- 4	0- 0	0- 2	HOME	0- 1	1- 1	2- 0				
0- 6	0- 0	0- 1	AWAY	0- 1	0- 0	0- 4				
0- 0	0- 0	0- 0	NEUTRAL	0- 0	0- 0	0- 0				

RPI S	Opponent	Score	RPI S	Opponent	Score	RPI S	Opponent	Score	RPI S	Opponent	Score	Team's RPI: 171
31	A UTEP	47 75	31	H UTEP	66 78	60	A FGCU	62 55	119	H Akron	91 77	
48	A Kansas St.	53 102	48	A Kansas St.	53 102	74	H Middle Tenn.	73 83	142	H Marshall	84 73	
50	H Western Ky.	62 81	50	H Western Ky.	62 81	79	H South Dakota	53 76	143	H UAB	62 67	
						95	A Charlotte	79 85	152	A Southern Miss.	80 89	
									161	A Old Dominion	45 85	
									176	A Louisiana Tech	62 65	
									185	H Milwaukee	71 67	
									209	A Montana	69 83	
									246	A UTSA	54 57	
									246	H UTSA	64 51	
									259	H Bethune-Cookman	82 60	
									264	H Miami (OH)	68 65	
									265	N Tennessee St.	69 64	
									288	H FIU	87 82	
									327	H Delaware St.	83 55	
LAST 12 Division I GAMES:												
31	A UTEP	47 75	246	H UTSA	64 51							
246	A UTSA	54 57	31	H UTEP	66 78							
143	H UAB	62 67	176	A Louisiana Tech	62 65							
74	H Middle Tenn.	73 83	152	A Southern Miss.	80 89							
95	A Charlotte	79 85	50	H Western Ky.	62 81							
161	A Old Dominion	45 85	142	H Marshall	84 73							

Non-Div I Games: Keiser 74 52

Fla. Atlantic

Average RPI Win:	140	WON-LOST	WINNING	LAST 10	STRENGTH OF	OPP. STRENGTH	TEAM	ADJ.	CONF.	ADJ CONF.
Average RPI Loss:	33	RECORD	PCT. RANK	GAMES	SCHEDULE	OF SCHEDULE	RPI	RPI	RPI	RPI
DIV. I ONLY	19- 6	42	6- 4	48	29	22	22	2	2	
DIV. I NON-CONF.	12- 1	9	0- 0	149	96	20	20	2	2	
TOTALS	RPI 1-25	RPI 26-50	W-L RECORDS	RPI 51-100	RPI 101-150	RPI 150+				
19- 6	4- 2	2- 3	OVERALL	1- 1	3- 0	9- 0				
11- 2	3- 1	2- 1	HOME	0- 0	2- 0	4- 0				
6- 4	1- 1	0- 2	AWAY	0- 1	1- 0	4- 0				
2- 0	0- 0	0- 0	NEUTRAL	1- 0	0- 0	1- 0				
12- 1	1- 0	2- 0	NON-CONFERENCE	1- 1	0- 0	8- 0				
7- 0	1- 0	2- 0	HOME	0- 0	0- 0	4- 0				
3- 1	0- 0	0- 0	AWAY	0- 1	0- 0	3- 0				
2- 0	0- 0	0- 0	NEUTRAL	1- 0	0- 0	1- 0				
7- 5	3- 2	0- 3	CONFERENCE	0- 0	3- 0	1- 0				
4- 2	2- 1	0- 1	HOME	0- 0	2- 0	0- 0				
3- 3	1- 1	0- 2	AWAY	0- 0	1- 0	1- 0				
0- 0	0- 0	0- 0	NEUTRAL	0- 0	0- 0	0- 0				

RPI S	Opponent	Score	RPI S	Opponent	Score	RPI S	Opponent	Score	RPI S	Opponent	Score
3	A South Carolina	71 86	26	H Georgia	61 71	64	A Temple	91 97	124	H LSU	53 45
13	H Florida St.	82 72	33	A Missouri	64 79	81	N Ball St.	85 79	131	A Arkansas	71 66
14	H Texas A&M	83 81	43	H Arkansas St.	76 72				146	H Alabama	80 72
15	A Tennessee	74 66	46	H North Carolina St.	79 72				151	A Wisconsin	91 75
18	H Kentucky	85 79	49	A Auburn	58 80				162	A Ole Miss	85 65
25	H Mississippi St.	70 76							178	A Colorado	83 61
									196	H Robert Morris	79 52
									208	A South Ala.	72 60
									263	H Saint Francis (PA)	122 65
									273	N UCF	93 79
									297	H Kennesaw St.	84 57
									300	H Savannah St.	99 34
LAST 12 Division I GAMES:											
49	A Auburn	58 80	146	H Alabama	80 72						
3	A South Carolina	71 86	124	H LSU	53 45						
14	H Texas A&M	83 81	26	H Georgia	61 71						
18	H Kentucky	85 79	162	A Ole Miss	85 65						
131	A Arkansas	71 66	15	A Tennessee	74 66						
33	A Missouri	64 79	25	H Mississippi St.	70 76						

Non-Div I Games:

Florida

■ Loss,
 ■ Non-Conf, S Site,
 ■ Home
 ■ Away
 N Neutral

Average RPI Win:	288	WON-LOST	WINNING	LAST 10	STRENGTH OF	OPP. STRENGTH	TEAM	ADJ.	CONF.	ADJ CONF.
Average RPI Loss:	225	RECORD	PCT. RANK	GAMES	SCHEDULE	OF SCHEDULE	RPI	RPI	RPI	RPI
DIV. I ONLY	11- 11	167	6- 3	349	290	294	294	31	31	
DIV. I NON-CONF.	4- 7	222	0- 1	341	139	311	311	30	30	
TOTALS	RPI 1-25	RPI 26-50	W-L RECORDS	RPI 51-100	RPI 101-150	RPI 150+				
11- 11	0- 0	0- 1	OVERALL	0- 0	0- 2	11- 8				
5- 4	0- 0	0- 0	HOME	0- 0	0- 1	5- 3				
4- 6	0- 0	0- 1	AWAY	0- 0	0- 1	4- 4				
2- 1	0- 0	0- 0	NEUTRAL	0- 0	0- 0	2- 1				
4- 7	0- 0	0- 1	NON-CONFERENCE	0- 0	0- 2	4- 4				
1- 2	0- 0	0- 0	HOME	0- 0	0- 1	1- 1				
1- 4	0- 0	0- 1	AWAY	0- 0	0- 1	1- 2				
2- 1	0- 0	0- 0	NEUTRAL	0- 0	0- 0	2- 1				
7- 4	0- 0	0- 0	CONFERENCE	0- 0	0- 0	7- 4				
4- 2	0- 0	0- 0	HOME	0- 0	0- 0	4- 2				
3- 2	0- 0	0- 0	AWAY	0- 0	0- 0	3- 2				
0- 0	0- 0	0- 0	NEUTRAL	0- 0	0- 0	0- 0				

RPI 1-25			RPI 26-50			RPI 51-100			RPI 101+ Team's RPI: 294		
RPI	S	Opponent	Score	RPI	S	Opponent	Score	RPI	S	Opponent	Score
				39	A	Southern California	45 88				
								101	A	North Carolina	58 94
								120	H	Mercer	50 54
								156	A	Hampton	66 59
								189	N	UC Davis	61 58
								225	H	Morgan St.	62 67
								241	A	Clemson	77 68
								251	A	N.C. A&T	51 80
								259	A	Bethune-Cookman	60 67
								270	H	Coppin St.	79 73
								273	A	UCF	55 93
								288	A	FIU	65 81
								297	H	Kennesaw St.	69 67
								300	H	Savannah St.	59 38
								301	N	Western Caro.	53 69
								305	H	Southeastern La.	57 62
								311	H	South Carolina St.	62 68
								327	H	Delaware St.	86 56
								341	N	New Orleans	71 60
								346	A	Norfolk St.	83 67
								349	A	N.C. Central	69 54
								349	H	N.C. Central	55 45
LAST 12 Division I GAMES:											
349	A	N.C. Central	69 54	225	H	Morgan St.	62 67				
251	A	N.C. A&T	51 80	156	A	Hampton	66 59				
327	H	Delaware St.	86 56	346	A	Norfolk St.	83 67				
349	H	N.C. Central	55 45	120	H	Mercer	50 54				
259	A	Bethune-Cookman	60 67	300	H	Savannah St.	59 38				
270	H	Coppin St.	79 73	241	A	Clemson	77 68				

Non-Div I Games: Clark Atlanta 98 88 Fla. Memorial 66 62

Florida A&M

Loss, Non-Conf, S Site, H Home A Away N Neutral

Average RPI Win:	145	WON-LOST	WINNING	LAST 10	STRENGTH OF	OPP. STRENGTH	TEAM	ADJ.	CONF.	ADJ CONF.
Average RPI Loss:	12	RECORD	PCT. RANK	GAMES	SCHEDULE	OF SCHEDULE	RPI	RPI	RPI	RPI
DIV. I ONLY	21- 4	20	10- 0	57	57	13	13	5	5	
DIV. I NON-CONF.	10- 3	61	0- 0	29	105	21	21	5	5	
TOTALS	RPI 1-25	RPI 26-50	W-L RECORDS	RPI 51-100	RPI 101-150	RPI 150+				
21- 4	0- 4	2- 0	OVERALL	5- 0	8- 0	6- 0				
14- 0	0- 0	1- 0	HOME	4- 0	6- 0	3- 0				
6- 3	0- 3	1- 0	AWAY	1- 0	2- 0	2- 0				
1- 1	0- 1	0- 0	NEUTRAL	0- 0	0- 0	1- 0				
10- 3	0- 3	1- 0	NON-CONFERENCE	2- 0	3- 0	4- 0				
8- 0	0- 0	1- 0	HOME	2- 0	3- 0	2- 0				
1- 2	0- 2	0- 0	AWAY	0- 0	0- 0	1- 0				
1- 1	0- 1	0- 0	NEUTRAL	0- 0	0- 0	1- 0				
11- 1	0- 1	1- 0	CONFERENCE	3- 0	5- 0	2- 0				
6- 0	0- 0	0- 0	HOME	2- 0	3- 0	1- 0				
5- 1	0- 1	1- 0	AWAY	1- 0	2- 0	1- 0				
0- 0	0- 0	0- 0	NEUTRAL	0- 0	0- 0	0- 0				

RPI	S	Opponent	Score
2	N	UConn	49 73
7	A	Arizona St.	56 68
16	A	Louisville	69 79
22	A	Florida	72 82

RPI	S	Opponent	Score
29	A	Miami (FL)	69 58
41	H	Rutgers	65 43

RPI	S	Opponent	Score
51	A	Duke	69 53
64	H	Temple	75 47
80	H	Tulane	78 72
84	H	Georgia Tech	75 69
91	H	Virginia	70 48

RPI	S	Opponent	Score
101	H	North Carolina	94 63
110	H	Virginia Tech	68 50
113	H	Boston College	75 42
115	A	Wake Forest	96 55
120	H	Mercer	79 36
127	A	Pittsburgh	66 55
143	H	UAB	84 44
147	H	Jacksonville	77 60
236	N	Sam Houston St.	94 37
241	A	Clemson	85 40
241	H	Clemson	75 56
269	H	Murray St.	101 59
319	H	North Florida	80 28
325	A	LIU Brooklyn	78 42

LAST 12 Division I GAMES:

101	H	North Carolina	94 63
51	A	Duke	69 53
241	H	Clemson	75 56
110	H	Virginia Tech	68 50
115	A	Wake Forest	96 55
29	A	Miami (FL)	69 58
91	H	Virginia	70 48
127	A	Pittsburgh	66 55
241	A	Clemson	85 40
84	H	Georgia Tech	75 69
113	H	Boston College	75 42
16	A	Louisville	69 79

Non-Div I Games:

Florida St.

Average RPI Win:	218	WON-LOST	WINNING	LAST 10	STRENGTH OF	OPP. STRENGTH	TEAM	ADJ.	CONF.	ADJ CONF.
Average RPI Loss:	82	RECORD	PCT. RANK	GAMES	SCHEDULE	OF SCHEDULE	RPI	RPI	RPI	RPI
DIV. I ONLY	12- 13	186	6- 4	119	90	165	165	7	7	
DIV. I NON-CONF.	5- 8	209	0- 0	166	130	223	223	8	8	
TOTALS	RPI 1-25	RPI 26-50	W-L RECORDS	RPI 51-100	RPI 101-150	RPI 150+				
12- 13	0- 2	1- 3	OVERALL	1- 3	0- 3	10- 2				
10- 3	0- 0	1- 0	HOME	1- 2	0- 0	8- 1				
2- 8	0- 0	0- 2	AWAY	0- 0	0- 1	2- 0				
0- 2	0- 1	0- 0	NEUTRAL	0- 0	0- 1	0- 0				
5- 8	0- 1	0- 2	NON-CONFERENCE	0- 2	0- 2	5- 1				
4- 3	0- 0	0- 0	HOME	0- 2	0- 0	4- 1				
1- 3	0- 0	0- 2	AWAY	0- 0	0- 1	1- 0				
0- 2	0- 1	0- 0	NEUTRAL	0- 0	0- 1	0- 0				
7- 5	0- 1	1- 1	CONFERENCE	1- 1	0- 1	5- 1				
6- 0	0- 0	1- 0	HOME	1- 0	0- 0	4- 0				
1- 5	0- 1	0- 1	AWAY	0- 1	0- 1	1- 1				
0- 0	0- 0	0- 0	NEUTRAL	0- 0	0- 0	0- 0				

RPI 1-25				RPI 26-50				RPI 51-100				RPI 101+ Team's RPI: 165			
RPI	S	Opponent	Score	RPI	S	Opponent	Score	RPI	S	Opponent	Score	RPI	S	Opponent	Score
19	N	Syracuse	54 76	27	H	George Washington	76 69	64	H	Temple	44 57	104	A	VCU	51 61
21	A	Duquesne	40 55	34	A	Seton Hall	54 66	71	H	Vanderbilt	40 53	130	A	Penn St.	59 75
				38	A	Princeton	44 55	86	A	Saint Joseph's	51 61	133	N	Texas Tech	48 62
				40	A	St. Bonaventure	41 55	86	H	Saint Joseph's	47 40	154	A	Davidson	51 69
												154	H	Davidson	51 40
												164	H	George Mason	66 54
												173	H	Delaware	48 55
												191	H	Rhode Island	50 42
												227	A	Manhattan	60 49
												240	A	Massachusetts	60 55
												266	H	Central Conn. St.	63 48
												282	H	La Salle	54 44
												326	H	A&M-Corpus Christi	67 49
												327	H	Delaware St.	74 58
												331	H	Lafayette	61 49
LAST 12 Division I GAMES:															
282	H	La Salle	54 44	154	A	Davidson	51 69								
86	A	Saint Joseph's	51 61	86	H	Saint Joseph's	47 40								
240	A	Massachusetts	60 55	164	H	George Mason	66 54								
27	H	George Washington	76 69	21	A	Duquesne	40 55								
191	H	Rhode Island	50 42	40	A	St. Bonaventure	41 55								
104	A	VCU	51 61	154	H	Davidson	51 40								

Non-Div I Games:

Fordham

■ Loss,
 ■ Non-Conf,
 S Site,
 ■ Home
 ■ Away
 N Neutral

Average RPI Win: 231	WON-LOST	WINNING	LAST 10	STRENGTH OF	OPP. STRENGTH	TEAM	ADJ.	CONF.	ADJ CONF.
Average RPI Loss: 107	RECORD	PCT. RANK	GAMES	SCHEDULE	OF SCHEDULE	RPI	RPI	RPI	RPI
DIV. I ONLY	12- 9	129	8- 2	191	148	148	148	19	19
DIV. I NON-CONF.	2- 7	280	0- 0	24	53	190	190	20	20
TOTALS	RPI 1-25	RPI 26-50	W-L RECORDS	RPI 51-100	RPI 101-150	RPI 150+			
12- 9	0- 0	0- 2	OVERALL	0- 4	1- 0	11- 3			
6- 4	0- 0	0- 2	HOME	0- 1	1- 0	5- 1			
5- 5	0- 0	0- 0	AWAY	0- 3	0- 0	5- 2			
1- 0	0- 0	0- 0	NEUTRAL	0- 0	0- 0	1- 0			
2- 7	0- 0	0- 2	NON-CONFERENCE	0- 4	0- 0	2- 1			
1- 3	0- 0	0- 2	HOME	0- 1	0- 0	1- 0			
0- 4	0- 0	0- 0	AWAY	0- 3	0- 0	0- 1			
1- 0	0- 0	0- 0	NEUTRAL	0- 0	0- 0	1- 0			
10- 2	0- 0	0- 0	CONFERENCE	0- 0	1- 0	9- 2			
5- 1	0- 0	0- 0	HOME	0- 0	1- 0	4- 1			
5- 1	0- 0	0- 0	AWAY	0- 0	0- 0	5- 1			
0- 0	0- 0	0- 0	NEUTRAL	0- 0	0- 0	0- 0			

RPI 1-25				RPI 26-50				RPI 51-100				RPI 101+				Team's RPI: 148	
RPI	S	Opponent	Score	RPI	S	Opponent	Score	RPI	S	Opponent	Score	RPI	S	Opponent	Score		
				27	H	George Washington	53 61	56	A	St. Mary's (CA)	81 83	136	H	Boise St.	62 57		
				30	H	Washington	79 89	66	A	UC Riverside	68 86	172	N	Northeastern	69 55		
								70	A	Utah	63 78	180	A	UNLV	57 52		
								83	H	San Diego	68 72	180	H	UNLV	58 54		
												187	A	New Mexico	69 65		
												190	A	San Jose St.	59 54		
												190	H	San Jose St.	64 66		
												197	A	Cal Poly	60 64		
												234	A	Wyoming	49 42		
												245	H	CSU Bakersfield	57 52		
												247	A	San Diego St.	54 65		
												247	H	San Diego St.	54 49		
												329	A	Nevada	67 59		
												329	H	Nevada	65 56		
												343	H	Air Force	70 46		
LAST 12 Division I GAMES:																	
				329	H	Nevada	65 56	247	H	San Diego St.	54 49						
				247	A	San Diego St.	54 65	190	A	San Jose St.	59 54						
				180	A	UNLV	57 52	136	H	Boise St.	62 57						
				190	H	San Jose St.	64 66	329	A	Nevada	67 59						
				234	A	Wyoming	49 42	187	A	New Mexico	69 65						
				343	H	Air Force	70 46	180	H	UNLV	58 54						

Non-Div I Games: Fresno Pacific 78 33 Stanislaus St. 72 49

Fresno St.

■ Loss,
 ■ Non-Conf,
 ■ S Site,
 ■ H Home
 ■ A Away
 N Neutral

Average RPI Win: 262	WON-LOST	WINNING	LAST 10	STRENGTH OF	OPP. STRENGTH	TEAM	ADJ.	CONF.	ADJ CONF.
Average RPI Loss: 133	RECORD	PCT. RANK	GAMES	SCHEDULE	OF SCHEDULE	RPI	RPI	RPI	RPI
DIV. I ONLY	10- 13	207	5- 5	224	216	217	217	17	17
DIV. I NON-CONF.	5- 8	209	0- 1	245	265	233	233	16	16
TOTALS	RPI 1-25	RPI 26-50	W-L RECORDS	RPI 51-100	RPI 101-150	RPI 150+			
10- 13	0- 0	0- 1	OVERALL	0- 3	1- 6	9- 3			
5- 5	0- 0	0- 0	HOME	0- 2	1- 2	4- 1			
5- 8	0- 0	0- 0	AWAY	0- 0	0- 2	5- 0			
0- 0	0- 0	0- 0	NEUTRAL	0- 0	0- 0	0- 0			
5- 8	0- 0	0- 1	NON-CONFERENCE	0- 1	0- 3	5- 3			
3- 2	0- 0	0- 0	HOME	0- 1	0- 0	3- 1			
2- 6	0- 0	0- 1	AWAY	0- 0	0- 3	2- 2			
0- 0	0- 0	0- 0	NEUTRAL	0- 0	0- 0	0- 0			
5- 5	0- 0	0- 0	CONFERENCE	0- 2	1- 3	4- 0			
2- 3	0- 0	0- 0	HOME	0- 1	1- 2	1- 0			
3- 2	0- 0	0- 0	AWAY	0- 1	0- 1	3- 0			
0- 0	0- 0	0- 0	NEUTRAL	0- 0	0- 0	0- 0			

RPI S	Opponent	Score	RPI S	Opponent	Score	RPI S	Opponent	Score	RPI S	Opponent	Score	Team's RPI: 217
			26 A	Georgia	39 77	63 A	Chattanooga	46 61	104 A	VCU	45 67	
						63 H	Chattanooga	50 56	110 A	Virginia Tech	30 59	
						92 H	Elon	55 65	120 H	Mercer	50 61	
									122 H	Samford	45 58	
									129 A	UNC Asheville	71 84	
									140 A	ETSU	64 68	
									140 H	ETSU	81 77	
									154 H	Davidson	51 69	
									204 A	USC Upstate	75 63	
									205 A	Richmond	69 62	
									241 H	Clemson	70 49	
									257 A	Appalachian St.	78 92	
									292 A	UNCG	75 59	
									301 A	Western Caro.	83 76	
									307 A	Wofford	70 61	
									307 H	Wofford	70 64	
									311 H	South Carolina St.	59 46	
									313 H	Winthrop	71 52	
									349 A	N.C. Central	61 66	
LAST 12 Division I GAMES:												
307 H	Wofford	70 64	301 A	Western Caro.	83 76							
140 A	ETSU	64 68	307 A	Wofford	70 61							
63 A	Chattanooga	46 61	63 H	Chattanooga	50 56							
120 H	Mercer	50 61	140 H	ETSU	81 77							
122 H	Samford	45 58	349 A	N.C. Central	61 66							
292 A	UNCG	75 59	110 A	Virginia Tech	30 59							

Non-Div I Games: Converse 89 52 North Greenville 69 39

Furman

Ga. Southern

Through Games Of Feb. 15, 2016

Average RPI Win:	262	WON-LOST	WINNING	LAST 10	STRENGTH OF	OPP. STRENGTH	TEAM	ADJ.	CONF.	ADJ CONF.
Average RPI Loss:	175	RECORD	PCT. RANK	GAMES	SCHEDULE	OF SCHEDULE	RPI	RPI	RPI	RPI
DIV. I ONLY	7- 16	274	3- 7	237	267	277	277	16	16	
DIV. I NON-CONF.	3- 6	234	0- 0	229	346	272	272	14	14	
TOTALS	RPI 1-25	RPI 26-50	W-L RECORDS	RPI 51-100	RPI 101-150	RPI 150+				
7- 16	0- 0	0- 2	OVERALL	0- 0	0- 5	7- 9				
4- 6	0- 0	0- 0	HOME	0- 0	0- 2	4- 4				
3- 9	0- 0	0- 2	AWAY	0- 0	0- 3	3- 4				
0- 1	0- 0	0- 0	NEUTRAL	0- 0	0- 0	0- 1				
3- 6	0- 0	0- 1	NON-CONFERENCE	0- 0	0- 1	3- 4				
2- 2	0- 0	0- 0	HOME	0- 0	0- 0	2- 2				
1- 3	0- 0	0- 1	AWAY	0- 0	0- 1	1- 1				
0- 1	0- 0	0- 0	NEUTRAL	0- 0	0- 0	0- 1				
4- 10	0- 0	0- 1	CONFERENCE	0- 0	0- 4	4- 5				
2- 4	0- 0	0- 0	HOME	0- 0	0- 2	2- 2				
2- 6	0- 0	0- 1	AWAY	0- 0	0- 2	2- 3				
0- 0	0- 0	0- 0	NEUTRAL	0- 0	0- 0	0- 0				

RPI 1-25			RPI 26-50			RPI 51-100			RPI 101+ Team's RPI: 277		
RPI	S	Opponent	Score	RPI	S	Opponent	Score	RPI	S	Opponent	Score
				26	A	Georgia	28 75	120	A	Mercer	50 62
				43	A	Arkansas St.	54 77	135	A	Little Rock	36 69
								144	A	UT Arlington	31 70
								144	H	UT Arlington	41 53
								149	H	La.-Lafayette	39 56
								179	A	Troy	68 84
								179	H	Troy	66 81
								182	A	Stetson	57 79
								196	H	Robert Morris	49 64
								208	A	South Ala.	45 48
								208	H	South Ala.	57 43
								211	A	Texas St.	56 61
								211	H	Texas St.	78 64
								257	A	Appalachian St.	65 50
								259	N	Bethune-Cookman	49 65
								271	A	Georgia St.	61 50
								280	H	Jacksonville St.	60 56
								285	H	La.-Monroe	49 50
								300	A	Savannah St.	64 48
								308	H	Charleston So.	64 51
								335	H	Lipscomb	55 66
LAST 12 Division I GAMES:											
208	A	South Ala.	45 48	257	A	Appalachian St.	65 50				
179	A	Troy	68 84	271	A	Georgia St.	61 50				
211	H	Texas St.	78 64	285	H	La.-Monroe	49 50				
144	H	UT Arlington	41 53	149	H	La.-Lafayette	39 56				
43	A	Arkansas St.	54 77	179	H	Troy	66 81				
135	A	Little Rock	36 69	208	H	South Ala.	57 43				

Non-Div I Games:

Ga. Southern

■ Loss,
 ■ Non-Conf, S Site,
 ■ Home
 ■ Away
 N Neutral

Average RPI Win:	246	WON-LOST	WINNING	LAST 10	STRENGTH OF	OPP. STRENGTH	TEAM	ADJ.	CONF.	ADJ CONF.
Average RPI Loss:	188	RECORD	PCT. RANK	GAMES	SCHEDULE	OF SCHEDULE	RPI	RPI	RPI	RPI
DIV. I ONLY	14- 9	105	7- 3	314	229	213	213	27	27	
DIV. I NON-CONF.	4- 4	160	0- 0	312	91	264	264	29	29	
TOTALS	RPI 1-25	RPI 26-50	W-L RECORDS	RPI 51-100	RPI 101-150	RPI 150+				
14- 9	0- 0	0- 0	OVERALL	1- 1	2- 2	11- 6				
10- 2	0- 0	0- 0	HOME	1- 0	0- 0	9- 2				
4- 4	0- 0	0- 0	AWAY	0- 1	2- 0	2- 3				
0- 3	0- 0	0- 0	NEUTRAL	0- 0	0- 2	0- 1				
4- 4	0- 0	0- 0	NON-CONFERENCE	0- 0	1- 2	3- 2				
3- 1	0- 0	0- 0	HOME	0- 0	0- 0	3- 1				
1- 0	0- 0	0- 0	AWAY	0- 0	1- 0	0- 0				
0- 3	0- 0	0- 0	NEUTRAL	0- 0	0- 2	0- 1				
10- 5	0- 0	0- 0	CONFERENCE	1- 1	1- 0	8- 4				
7- 1	0- 0	0- 0	HOME	1- 0	0- 0	6- 1				
3- 4	0- 0	0- 0	AWAY	0- 1	1- 0	2- 3				
0- 0	0- 0	0- 0	NEUTRAL	0- 0	0- 0	0- 0				

RPI 1-25			RPI 26-50			RPI 51-100			RPI 101+			Team's RPI: 213
RPI	S	Opponent	Score	RPI	S	Opponent	Score	RPI	S	Opponent	Score	
						99 A Liberty	51 73	101 A North Carolina			66 65	
						99 H Liberty	61 57	112 N Arizona			60 79	
								117 N Western Mich.			44 71	
								129 A UNC Asheville			58 56	
								157 H Pacific			77 84	
								159 N SMU			61 69	
								206 A Radford			51 54	
								206 H Radford			54 50	
								223 A Presbyterian			53 60	
								253 A High Point			79 72	
								253 H High Point			82 70	
								281 A Campbell			70 35	
								281 H Campbell			68 56	
								292 H UNCG			59 57	
								297 H Kennesaw St.			70 56	
								304 H Coastal Caro.			56 59	
								307 H Wofford			64 61	
								308 H Charleston So.			63 55	
								313 A Winthrop			62 81	
								313 H Winthrop			70 52	
								318 H Longwood			67 42	
LAST 12 Division I GAMES:												
253 A		High Point	79 72	206 H		Radford	54 50					
206 A		Radford	51 54	318 H		Longwood	67 42					
313 H		Winthrop	70 52	129 A		UNC Asheville	58 56					
281 H		Campbell	68 56	308 H		Charleston So.	63 55					
223 A		Presbyterian	53 60	253 H		High Point	82 70					
99 A		Liberty	51 73	281 A		Campbell	70 35					

Non-Div I Games: Montreat 84 49 Bluefield Col. 64 51

Gardner-Webb

Loss, Non-Conf, S Site, H Home A Away N Neutral

George Mason

Through Games Of Feb. 15, 2016

Average RPI Win:	203	WON-LOST	WINNING	LAST 10	STRENGTH OF	OPP. STRENGTH	TEAM	ADJ.	CONF.	ADJ CONF.
Average RPI Loss:	93	RECORD	PCT. RANK	GAMES	SCHEDULE	OF SCHEDULE	RPI	RPI	RPI	RPI
DIV. I ONLY	11- 15	220	4- 6	108	94	164	164	7	7	
DIV. I NON-CONF.	5- 8	209	0- 0	239	111	228	228	8	8	
TOTALS	RPI 1-25	RPI 26-50	W-L RECORDS	RPI 51-100	RPI 101-150	RPI 150+				
11- 15	0- 1	0- 4	OVERALL	2- 4	1- 2	8- 4				
7- 3	0- 1	0- 0	HOME	1- 2	1- 0	5- 0				
2- 11	0- 0	0- 3	AWAY	1- 2	0- 2	1- 4				
2- 1	0- 0	0- 1	NEUTRAL	0- 0	0- 0	2- 0				
5- 8	0- 0	0- 2	NON-CONFERENCE	0- 2	0- 2	5- 2				
3- 1	0- 0	0- 0	HOME	0- 1	0- 0	3- 0				
0- 6	0- 0	0- 1	AWAY	0- 1	0- 2	0- 2				
2- 1	0- 0	0- 1	NEUTRAL	0- 0	0- 0	2- 0				
6- 7	0- 1	0- 2	CONFERENCE	2- 2	1- 0	3- 2				
4- 2	0- 1	0- 0	HOME	1- 1	1- 0	2- 0				
2- 5	0- 0	0- 2	AWAY	1- 1	0- 0	1- 2				
0- 0	0- 0	0- 0	NEUTRAL	0- 0	0- 0	0- 0				

RPI 1-25				RPI 26-50				RPI 51-100				RPI 101+ Team's RPI: 164			
RPI	S	Opponent	Score	RPI	S	Opponent	Score	RPI	S	Opponent	Score	RPI	S	Opponent	Score
21	H	Duquesne	56 72	27	A	George Washington	68 82	52	A	Dayton	58 81	104	H	VCU	70 54
				40	A	St. Bonaventure	55 70	70	A	Utah	62 74	110	A	Virginia Tech	63 80
				49	A	Auburn	59 88	75	A	Saint Louis	73 63	112	A	Arizona	60 68
				50	N	Western Ky.	58 84	75	H	Saint Louis	50 61	154	A	Davidson	63 68
								86	H	Saint Joseph's	55 41	165	A	Fordham	54 66
								87	H	Georgetown	57 63	173	H	Delaware	90 83
												180	A	UNLV	59 67
												184	N	Tulsa	64 63
												191	A	Rhode Island	68 65
												206	A	Radford	63 66
												240	H	Massachusetts	64 59
												267	N	Pepperdine	71 63
												282	H	La Salle	79 70
												284	H	Towson	88 76
												343	H	Air Force	69 52
LAST 12 Division I GAMES:															
191	A	Rhode Island	68 65	27	A	George Washington	68 82								
52	A	Dayton	58 81	104	H	VCU	70 54								
86	H	Saint Joseph's	55 41	40	A	St. Bonaventure	55 70								
154	A	Davidson	63 68	165	A	Fordham	54 66								
240	H	Massachusetts	64 59	282	H	La Salle	79 70								
75	H	Saint Louis	50 61	21	H	Duquesne	56 72								

Non-Div I Games:

George Mason

■ Loss,
 ■ Non-Conf,
 ■ S Site,
 ■ H Home
 ■ A Away
 N Neutral

Average RPI Win:	146	WON-LOST	WINNING	LAST 10	STRENGTH OF	OPP. STRENGTH	TEAM	ADJ.	CONF.	ADJ CONF.
Average RPI Loss:	81	RECORD	PCT. RANK	GAMES	SCHEDULE	OF SCHEDULE	RPI	RPI	RPI	RPI
DIV. I ONLY	21- 4	20	9- 1	92	68	27	27	7	7	
DIV. I NON-CONF.	10- 3	61	0- 0	92	50	47	47	8	8	
TOTALS	RPI 1-25	RPI 26-50	W-L RECORDS	RPI 51-100	RPI 101-150	RPI 150+				
21- 4	1- 1	0- 0	OVERALL	6- 2	3- 0	11- 1				
11- 1	0- 0	0- 0	HOME	3- 1	1- 0	7- 0				
8- 2	1- 1	0- 0	AWAY	2- 0	2- 0	3- 1				
2- 1	0- 0	0- 0	NEUTRAL	1- 1	0- 0	1- 0				
10- 3	0- 1	0- 0	NON-CONFERENCE	2- 2	3- 0	5- 0				
5- 1	0- 0	0- 0	HOME	1- 1	1- 0	3- 0				
3- 1	0- 1	0- 0	AWAY	0- 0	2- 0	1- 0				
2- 1	0- 0	0- 0	NEUTRAL	1- 1	0- 0	1- 0				
11- 1	1- 0	0- 0	CONFERENCE	4- 0	0- 0	6- 1				
6- 0	0- 0	0- 0	HOME	2- 0	0- 0	4- 0				
5- 1	1- 0	0- 0	AWAY	2- 0	0- 0	2- 1				
0- 0	0- 0	0- 0	NEUTRAL	0- 0	0- 0	0- 0				

RPI 1-25				RPI 26-50				Team's RPI: 27				RPI 51-100				RPI 101+			
RPI	S	Opponent	Score	RPI	S	Opponent	Score					RPI	S	Opponent	Score	RPI	S	Opponent	Score
6	A	Stanford	63 84									52	A	Dayton	62 61	109	A	Memphis	68 62
21	A	Duquesne	70 52									52	H	Dayton	72 62	111	H	Iona	70 65
												54	H	Villanova	78 70	148	A	Fresno St.	61 53
												57	N	Iowa	81 77	154	A	Davidson	79 60
												60	H	FGCU	60 64	163	A	Illinois	70 57
												75	H	Saint Louis	89 80	164	H	George Mason	82 68
												86	A	Saint Joseph's	70 45	165	A	Fordham	69 76
												94	N	Wright St.	71 77	186	H	Grambling	85 58
																191	H	Rhode Island	68 52
																203	H	Hartford	82 51
																205	A	Richmond	62 47
																240	H	Massachusetts	67 50
																248	H	American	78 48
																261	N	Houston	82 78
																282	H	La Salle	83 59
LAST 12 Division I GAMES:																			
52	H	Dayton	72 62	240	H	Massachusetts	67 50												
205	A	Richmond	62 47	21	A	Duquesne	70 52												
165	A	Fordham	69 76	282	H	La Salle	83 59												
75	H	Saint Louis	89 80	52	A	Dayton	62 61												
154	A	Davidson	79 60	191	H	Rhode Island	68 52												
164	H	George Mason	82 68	86	A	Saint Joseph's	70 45												

Non-Div I Games:

George Washington

■ Loss,
 ■ Non-Conf,
 ■ S Site,
 ■ H Home
 ■ A Away
 N Neutral

Average RPI Win:	175	WON-LOST	WINNING	LAST 10	STRENGTH OF	OPP. STRENGTH	TEAM	ADJ.	CONF.	ADJ CONF.
Average RPI Loss:	79	RECORD	PCT. RANK	GAMES	SCHEDULE	OF SCHEDULE	RPI	RPI	RPI	RPI
DIV. I ONLY	14- 11	138	5- 5	88	79	87	87	6	6	
DIV. I NON-CONF.	7- 3	91	0- 0	167	266	82	82	6	6	
TOTALS	RPI 1-25	RPI 26-50	W-L RECORDS	RPI 51-100	RPI 101-150	RPI 150+				
14- 11	0- 2	1- 4	OVERALL	2- 1	4- 3	7- 1				
6- 3	0- 1	0- 2	HOME	1- 0	2- 0	3- 0				
6- 8	0- 1	1- 2	AWAY	1- 1	1- 3	3- 1				
2- 0	0- 0	0- 0	NEUTRAL	0- 0	1- 0	1- 0				
7- 3	0- 0	0- 1	NON-CONFERENCE	0- 0	2- 2	5- 0				
3- 0	0- 0	0- 0	HOME	0- 0	1- 0	2- 0				
2- 3	0- 0	0- 1	AWAY	0- 0	0- 2	2- 0				
2- 0	0- 0	0- 0	NEUTRAL	0- 0	1- 0	1- 0				
7- 8	0- 2	1- 3	CONFERENCE	2- 1	2- 1	2- 1				
3- 3	0- 1	0- 2	HOME	1- 0	1- 0	1- 0				
4- 5	0- 1	1- 1	AWAY	1- 1	1- 1	1- 1				
0- 0	0- 0	0- 0	NEUTRAL	0- 0	0- 0	0- 0				

RPI 1-25				RPI 26-50				RPI 51-100				RPI 101+			
RPI	S	Opponent	Score	RPI	S	Opponent	Score	RPI	S	Opponent	Score	RPI	S	Opponent	Score
20	A	DePaul	53 75	34	A	Seton Hall	73 65	54	A	Villanova	57 51	107	N	Quinnipiac	80 68
20	H	DePaul	66 80	34	H	Seton Hall	75 83	82	A	Marquette	72 87	109	A	Memphis	53 57
				40	A	St. Bonaventure	54 69	82	H	Marquette	75 72	110	H	Virginia Tech	73 56
				42	A	St. John's (NY)	55 63					137	A	Xavier	54 59
				42	H	St. John's (NY)	60 65					141	A	Creighton	57 44
												141	H	Creighton	69 57
												146	A	Alabama	66 78
												164	A	George Mason	63 57
												173	H	Delaware	61 50
												194	A	Butler	76 82
												255	A	Providence	82 51
												255	H	Providence	63 53
												284	H	Towson	82 46
												303	A	UMES	71 60
												340	N	St. Francis Brooklyn	74 52
LAST 12 Division I GAMES:															
42	A	St. John's (NY)	55 63	54	A	Villanova	57 51								
34	A	Seton Hall	73 65	34	H	Seton Hall	75 83								
20	H	DePaul	66 80	42	H	St. John's (NY)	60 65								
82	H	Marquette	75 72	82	A	Marquette	72 87								
141	A	Creighton	57 44	20	A	DePaul	53 75								
255	A	Providence	82 51	255	H	Providence	63 53								

Non-Div I Games:

Georgetown

■ Loss,
 ■ Non-Conf,
 ■ S Site,
 ■ H Home
 ■ A Away
 N Neutral

Average RPI Win: 136		WON-LOST	WINNING	LAST 10	STRENGTH OF	OPP. STRENGTH	TEAM	ADJ.	CONF.	ADJ CONF.
Average RPI Loss: 61		RECORD	PCT. RANK	GAMES	SCHEDULE	OF SCHEDULE	RPI	RPI	RPI	RPI
DIV. I ONLY		19- 6	42	6- 0	39	64	26	26	2	2
DIV. I NON-CONF.		12- 1	9	1- 0	94	159	14	14	2	2
TOTALS	RPI 1-25		RPI 26-50		W-L RECORDS	RPI 51-100	RPI 101-150		RPI 150+	
19- 6	3- 2		3- 2		OVERALL	3- 0	2- 2		8- 0	
12- 3	1- 1		2- 1		HOME	1- 0	1- 1		7- 0	
6- 3	1- 1		1- 1		AWAY	2- 0	1- 1		1- 0	
1- 0	1- 0		0- 0		NEUTRAL	0- 0	0- 0		0- 0	
12- 1	1- 0		1- 1		NON-CONFERENCE	2- 0	1- 0		7- 0	
9- 0	0- 0		1- 0		HOME	1- 0	1- 0		6- 0	
2- 1	0- 0		0- 1		AWAY	1- 0	0- 0		1- 0	
1- 0	1- 0		0- 0		NEUTRAL	0- 0	0- 0		0- 0	
7- 5	2- 2		2- 1		CONFERENCE	1- 0	1- 2		1- 0	
3- 3	1- 1		1- 1		HOME	0- 0	0- 1		1- 0	
4- 2	1- 1		1- 0		AWAY	1- 0	1- 1		0- 0	
0- 0	0- 0		0- 0		NEUTRAL	0- 0	0- 0		0- 0	

RPI 1-25					RPI 26-50					Team's RPI: 26					RPI 51-100					RPI 101+				
RPI	S	Opponent	Score		RPI	S	Opponent	Score		RPI	S	Opponent	Score		RPI	S	Opponent	Score						
12	N	BYU	66	58	32	A	Michigan St.	45	66	71	A	Vanderbilt	64	58	120	H	Mercer	57	44					
14	A	Texas A&M	62	73	33	A	Missouri	65	50	84	H	Georgia Tech	78	66	124	A	LSU	58	47					
18	H	Kentucky	53	64	33	H	Missouri	48	54	94	A	Wright St.	63	57	124	H	LSU	46	53					
22	A	Florida	71	61	34	H	Seton Hall	70	52						146	A	Alabama	50	64					
25	H	Mississippi St.	47	43	49	H	Auburn	63	30						162	H	Ole Miss	70	56					

Non-Div I Games:

Georgia

Loss, Non-Conf, S Site, H Home A Away N Neutral

Average RPI Win:	252	WON-LOST	WINNING	LAST 10	STRENGTH OF	OPP. STRENGTH	TEAM	ADJ.	CONF.	ADJ CONF.
Average RPI Loss:	182	RECORD	PCT. RANK	GAMES	SCHEDULE	OF SCHEDULE	RPI	RPI	RPI	RPI
DIV. I ONLY	9- 14	238	3- 7	284	254	271	271	16	16	
DIV. I NON-CONF.	5- 4	138	0- 0	306	343	231	231	14	14	
TOTALS	RPI 1-25	RPI 26-50	W-L RECORDS	RPI 51-100	RPI 101-150	RPI 150+				
9- 14	0- 0	0- 1	OVERALL	0- 1	1- 4	8- 8				
4- 7	0- 0	0- 0	HOME	0- 1	0- 2	4- 4				
4- 7	0- 0	0- 1	AWAY	0- 0	1- 2	3- 4				
1- 0	0- 0	0- 0	NEUTRAL	0- 0	0- 0	1- 0				
5- 4	0- 0	0- 0	NON-CONFERENCE	0- 1	0- 1	5- 2				
2- 2	0- 0	0- 0	HOME	0- 1	0- 0	2- 1				
2- 2	0- 0	0- 0	AWAY	0- 0	0- 1	2- 1				
1- 0	0- 0	0- 0	NEUTRAL	0- 0	0- 0	1- 0				
4- 10	0- 0	0- 1	CONFERENCE	0- 0	1- 3	3- 6				
2- 5	0- 0	0- 0	HOME	0- 0	0- 2	2- 3				
2- 5	0- 0	0- 1	AWAY	0- 0	1- 1	1- 3				
0- 0	0- 0	0- 0	NEUTRAL	0- 0	0- 0	0- 0				

RPI S	Opponent	Score	RPI S	Opponent	Score	RPI S	Opponent	Score	RPI S	Opponent	Score	Team's RPI: 271
			43 A	Arkansas St.	54 75	95 H	Charlotte	71 83	135 A	Little Rock	32 59	
									144 A	UT Arlington	68 63	
									144 H	UT Arlington	45 74	
									146 A	Alabama	56 72	
									149 H	La.-Lafayette	57 77	
									179 A	Troy	78 89	
									179 H	Troy	90 97	
									182 A	Stetson	80 72	
									208 A	South Ala.	45 83	
									208 H	South Ala.	52 60	
									211 A	Texas St.	71 80	
									211 H	Texas St.	73 62	
									257 A	Appalachian St.	80 75	
									259 N	Bethune-Cookman	68 61	
									275 A	Tennessee Tech	65 72	
									277 H	Ga. Southern	50 61	
									285 H	La.-Monroe	65 52	
									297 A	Kennesaw St.	66 62	
									298 H	Morehead St.	90 99	
									316 H	Howard	65 58	
									319 H	North Florida	76 63	
LAST 12 Division I GAMES:												
179 A	Troy	78 89	257 A	Appalachian St.	80 75							
208 A	South Ala.	45 83	277 H	Ga. Southern	50 61							
144 H	UT Arlington	45 74	149 H	La.-Lafayette	57 77							
211 H	Texas St.	73 62	285 H	La.-Monroe	65 52							
135 A	Little Rock	32 59	208 H	South Ala.	52 60							
43 A	Arkansas St.	54 75	179 H	Troy	90 97							

Non-Div I Games:

Georgia St.

■ Loss,
 ■ Non-Conf,
 ■ S Site,
 ■ Home
 ■ A Away
 N Neutral

Average RPI Win:	202	WON-LOST	WINNING	LAST 10	STRENGTH OF	OPP. STRENGTH	TEAM	ADJ.	CONF.	ADJ CONF.
Average RPI Loss:	37	RECORD	PCT. RANK	GAMES	SCHEDULE	OF SCHEDULE	RPI	RPI	RPI	RPI
DIV. I ONLY	15- 11	126	5- 5	47	82	84	84	5	5	
DIV. I NON-CONF.	10- 3	61	0- 0	131	313	80	80	5	5	
TOTALS	RPI 1-25	RPI 26-50	W-L RECORDS	RPI 51-100	RPI 101-150	RPI 150+				
15- 11	0- 5	0- 4	OVERALL	0- 1	6- 1	9- 0				
11- 4	0- 2	0- 1	HOME	0- 1	4- 0	7- 0				
3- 6	0- 3	0- 3	AWAY	0- 0	2- 0	1- 0				
1- 1	0- 0	0- 0	NEUTRAL	0- 0	0- 1	1- 0				
10- 3	0- 0	0- 2	NON-CONFERENCE	0- 0	3- 1	7- 0				
8- 0	0- 0	0- 0	HOME	0- 0	2- 0	6- 0				
1- 2	0- 0	0- 2	AWAY	0- 0	1- 0	0- 0				
1- 1	0- 0	0- 0	NEUTRAL	0- 0	0- 1	1- 0				
5- 8	0- 5	0- 2	CONFERENCE	0- 1	3- 0	2- 0				
3- 4	0- 2	0- 1	HOME	0- 1	2- 0	1- 0				
2- 4	0- 3	0- 1	AWAY	0- 0	1- 0	1- 0				
0- 0	0- 0	0- 0	NEUTRAL	0- 0	0- 0	0- 0				

RPI 1-25				RPI 26-50				RPI 51-100				Team's RPI: 84	RPI 101+			
RPI	S	Opponent	Score	RPI	S	Opponent	Score	RPI	S	Opponent	Score		RPI	S	Opponent	Score
1	A	Notre Dame	76 85	26	A	Georgia	66 78	91	H	Virginia	67 78		101	H	North Carolina	80 73
1	H	Notre Dame	42 54	29	H	Miami (FL)	55 58						110	A	Virginia Tech	51 34
13	A	Florida St.	69 75	46	A	North Carolina St.	57 65						113	H	Boston College	62 56
16	H	Louisville	65 78	47	A	Indiana	60 69						116	A	IUPUI	60 50
19	A	Syracuse	52 71										121	N	UNI	58 61
													122	H	Samford	66 55
													146	H	Alabama	70 58
													167	H	Loyola Chicago	84 77
													204	H	USC Upstate	87 46
													241	A	Clemson	76 63
													241	H	Clemson	77 48
													253	N	High Point	81 61
													279	H	Alabama St.	80 54
													290	H	Prairie View	96 48
													305	H	Southeastern La.	102 49
													340	H	St. Francis Brooklyn	89 51
LAST 12 Division I GAMES:																
241	H	Clemson	77 48	241	A	Clemson	76 63									
29	H	Miami (FL)	55 58	91	H	Virginia	67 78									
19	A	Syracuse	52 71	101	H	North Carolina	80 73									
110	A	Virginia Tech	51 34	13	A	Florida St.	69 75									
113	H	Boston College	62 56	46	A	North Carolina St.	57 65									
1	H	Notre Dame	42 54	16	H	Louisville	65 78									

Non-Div I Games:

Georgia Tech

■ Loss,
 ■ Non-Conf,
 ■ S Site,
 ■ H Home
 ■ A Away
 N Neutral

Average RPI Win:	200	WON-LOST	WINNING	LAST 10	STRENGTH OF	OPP. STRENGTH	TEAM	ADJ.	CONF.	ADJ CONF.
Average RPI Loss:	58	RECORD	PCT. RANK	GAMES	SCHEDULE	OF SCHEDULE	RPI	RPI	RPI	RPI
DIV. I ONLY	17- 9	90	5- 5	134	86	97	97	8	8	
DIV. I NON-CONF.	8- 4	99	0- 0	115	79	108	108	9	9	
TOTALS	RPI 1-25	RPI 26-50	W-L RECORDS	RPI 51-100	RPI 101-150	RPI 150+				
17- 9	0- 2	1- 1	OVERALL	3- 5	0- 1	13- 0				
12- 3	0- 1	1- 1	HOME	2- 1	0- 0	9- 0				
5- 5	0- 1	0- 0	AWAY	1- 4	0- 0	4- 0				
0- 1	0- 0	0- 0	NEUTRAL	0- 0	0- 1	0- 0				
8- 4	0- 1	1- 1	NON-CONFERENCE	1- 1	0- 1	6- 0				
6- 2	0- 1	1- 1	HOME	0- 0	0- 0	5- 0				
2- 1	0- 0	0- 0	AWAY	1- 1	0- 0	1- 0				
0- 1	0- 0	0- 0	NEUTRAL	0- 0	0- 1	0- 0				
9- 5	0- 1	0- 0	CONFERENCE	2- 4	0- 0	7- 0				
6- 1	0- 0	0- 0	HOME	2- 1	0- 0	4- 0				
3- 4	0- 1	0- 0	AWAY	0- 3	0- 0	3- 0				
0- 0	0- 0	0- 0	NEUTRAL	0- 0	0- 0	0- 0				

RPI 1-25				RPI 26-50				RPI 51-100 Team's RPI: 97				RPI 101+			
RPI	S	Opponent	Score	RPI	S	Opponent	Score	RPI	S	Opponent	Score	RPI	S	Opponent	Score
6	H	Stanford	48 65	37	H	West Virginia	62 57	52	A	Dayton	57 47	101	N	North Carolina	62 67
12	A	BYU	54 58	39	H	Southern California	56 60	55	A	Santa Clara	64 71	157	H	Pacific	68 61
								55	H	Santa Clara	53 44	160	H	Montana St.	65 52
								56	H	St. Mary's (CA)	68 69	175	H	Eastern Wash.	78 56
								73	A	Washington St.	48 55	228	H	Grand Canyon	70 44
								83	A	San Diego	54 63	234	H	Wyoming	61 57
								98	A	San Francisco	52 71	239	A	Loyola Marymount	66 59
								98	H	San Francisco	68 47	239	H	Loyola Marymount	83 68
												267	A	Pepperdine	74 57
												267	H	Pepperdine	56 39
												283	A	Portland	71 63
												283	H	Portland	86 51
												291	A	Colgate	80 50
												343	H	Air Force	88 35
LAST 12 Division I GAMES:															
283	H	Portland	86 51	56	H	St. Mary's (CA)	68 69								
267	H	Pepperdine	56 39	83	A	San Diego	54 63								
239	H	Loyola Marymount	83 68	12	A	BYU	54 58								
98	A	San Francisco	52 71	283	A	Portland	71 63								
55	A	Santa Clara	64 71	55	H	Santa Clara	53 44								
157	H	Pacific	68 61	98	H	San Francisco	68 47								

Non-Div I Games:

Gonzaga

■ Loss,
■ Non-Conf, S Site,
■ Home
■ Away
N Neutral

Average RPI Win:	292	WON-LOST	WINNING	LAST 10	STRENGTH OF	OPP. STRENGTH	TEAM	ADJ.	CONF.	ADJ CONF.
Average RPI Loss:	161	RECORD	PCT. RANK	GAMES	SCHEDULE	OF SCHEDULE	RPI	RPI	RPI	RPI
DIV. I ONLY	10- 12	202	7- 3	215	332	186	186	32	32	
DIV. I NON-CONF.	1- 8	320	0- 0	37	94	202	202	31	31	
TOTALS	RPI 1-25	RPI 26-50	W-L RECORDS	RPI 51-100	RPI 101-150	RPI 150+				
10- 12	0- 2	0- 1	OVERALL	0- 0	0- 3	10- 6				
4- 2	0- 0	0- 0	HOME	0- 0	0- 0	4- 2				
6- 10	0- 0	0- 0	AWAY	0- 0	0- 2	6- 2				
0- 0	0- 0	0- 0	NEUTRAL	0- 0	0- 0	0- 0				
1- 8	0- 2	0- 1	NON-CONFERENCE	0- 0	0- 3	1- 2				
0- 0	0- 0	0- 0	HOME	0- 0	0- 0	0- 0				
1- 8	0- 2	0- 1	AWAY	0- 0	0- 3	1- 2				
0- 0	0- 0	0- 0	NEUTRAL	0- 0	0- 0	0- 0				
9- 4	0- 0	0- 0	CONFERENCE	0- 0	0- 0	9- 4				
4- 2	0- 0	0- 0	HOME	0- 0	0- 0	4- 2				
5- 2	0- 0	0- 0	AWAY	0- 0	0- 0	5- 2				
0- 0	0- 0	0- 0	NEUTRAL	0- 0	0- 0	0- 0				

RPI 1-25				RPI 26-50				RPI 51-100				RPI 101+ Team's RPI: 186			
RPI	S	Opponent	Score	RPI	S	Opponent	Score	RPI	S	Opponent	Score	RPI	S	Opponent	Score
4	A	Baylor	42 96	27	A	George Washington	58 85					123	A	Northwestern St.	62 71
25	A	Mississippi St.	43 107									133	A	Texas Tech	55 70
												146	A	Alabama	57 72
												181	A	Southern U.	68 80
												181	H	Southern U.	65 52
												184	A	Tulsa	51 79
												216	A	William & Mary	55 74
												238	A	Texas Southern	49 46
												238	H	Texas Southern	50 62
												279	H	Alabama St.	89 69
												290	A	Prairie View	51 44
												290	H	Prairie View	69 66
												306	A	Jackson St.	79 58
												320	A	Alcorn	85 76
												320	H	Alcorn	66 70
												323	A	Nicholls St.	69 65
												338	A	Ark.-Pine Bluff	68 83
												345	H	Alabama A&M	75 56
												348	A	Mississippi Val.	65 52
LAST 12 Division I GAMES:															
238	A	Texas Southern	49 46	306	A	Jackson St.	79 58								
290	A	Prairie View	51 44	238	H	Texas Southern	50 62								
320	H	Alcorn	66 70	290	H	Prairie View	69 66								
181	H	Southern U.	65 52	320	A	Alcorn	85 76								
348	A	Mississippi Val.	65 52	181	A	Southern U.	68 80								
338	A	Ark.-Pine Bluff	68 83	279	H	Alabama St.	89 69								

Non-Div I Games: Southern-N.O. 73 61 LSU-Alexandria 106 50

Grambling

■ Loss,
 ■ Non-Conf,
 ■ S Site,
 ■ Home
 ■ A Away
 N Neutral

Grand Canyon

Through Games Of Feb. 15, 2016

Average RPI Win: 260	WON-LOST	WINNING	LAST 10	STRENGTH OF	OPP. STRENGTH	TEAM	ADJ.	CONF.	ADJ CONF.
Average RPI Loss: 143	RECORD	PCT. RANK	GAMES	SCHEDULE	OF SCHEDULE	RPI	RPI	RPI	RPI
DIV. I ONLY	10- 13	207	5- 5	222	250	228	228	25	25
DIV. I NON-CONF.	5- 8	209	0- 1	223	188	226	226	25	25
TOTALS	RPI 1-25	RPI 26-50	W-L RECORDS	RPI 51-100	RPI 101-150	RPI 150+			
10- 13	0- 0	0- 2	OVERALL	0- 5	1- 1	9- 5			
4- 6	0- 0	0- 0	HOME	0- 2	1- 1	3- 3			
6- 3	0- 0	0- 0	AWAY	0- 0	0- 0	6- 0			
0- 4	0- 0	0- 2	NEUTRAL	0- 1	0- 0	0- 1			
5- 8	0- 0	0- 2	NON-CONFERENCE	0- 3	1- 1	4- 2			
2- 3	0- 0	0- 0	HOME	0- 1	1- 1	1- 1			
3- 1	0- 0	0- 0	AWAY	0- 1	0- 0	3- 0			
0- 4	0- 0	0- 2	NEUTRAL	0- 1	0- 0	0- 1			
5- 5	0- 0	0- 0	CONFERENCE	0- 2	0- 0	5- 3			
2- 3	0- 0	0- 0	HOME	0- 1	0- 0	2- 2			
3- 2	0- 0	0- 0	AWAY	0- 1	0- 0	3- 1			
0- 0	0- 0	0- 0	NEUTRAL	0- 0	0- 0	0- 0			

RPI 1-25				RPI 26-50				RPI 51-100				RPI 101+				Team's RPI: 228
RPI	S	Opponent	Score	RPI	S	Opponent	Score	RPI	S	Opponent	Score	RPI	S	Opponent	Score	
				37	N	West Virginia	50 68	61	N	Abilene Christian	71 75	126	H	Hawaii	41 74	
				39	N	Southern California	44 75	66	H	UC Riverside	67 85	138	H	Oral Roberts	66 64	
								97	A	Gonzaga	44 70	169	H	Northern Colo.	69 59	
								100	A	New Mexico St.	58 60	207	A	UTRGV	28 52	
								100	H	New Mexico St.	44 64	207	H	UTRGV	66 68	
												208	H	South Ala.	56 59	
												220	A	Utah Valley	61 53	
												245	A	CSU Bakersfield	61 51	
												254	A	Seattle	67 54	
												254	H	Seattle	60 53	
												296	H	UMKC	57 63	
												309	A	North Dakota St.	76 67	
												312	N	Fairleigh Dickinson	68 74	
												332	A	UC Irvine	58 53	
												334	H	Chicago St.	74 36	
												343	A	Air Force	73 39	
LAST 12 Division I GAMES:																
				254	H	Seattle	60 53	334	H	Chicago St.	74 36					
				207	H	UTRGV	66 68	220	A	Utah Valley	61 53					
				100	H	New Mexico St.	44 64	100	A	New Mexico St.	58 60					
				254	A	Seattle	67 54	207	A	UTRGV	28 52					
				245	A	CSU Bakersfield	61 51	66	H	UC Riverside	67 85					
				296	H	UMKC	57 63	169	H	Northern Colo.	69 59					

Non-Div I Games: Western St. 77 40 San Diego Christian 60 40 Arizona Christian 87 54

Grand Canyon

Loss, Non-Conf, S Site, H Home A Away N Neutral

Average RPI Win:	148	WON-LOST	WINNING	LAST 10	STRENGTH OF	OPP. STRENGTH	TEAM	ADJ.	CONF.	ADJ CONF.
Average RPI Loss:	111	RECORD	PCT. RANK	GAMES	SCHEDULE	OF SCHEDULE	RPI	RPI	RPI	RPI
DIV. I ONLY	21- 3	12	9- 1	76	96	23	23	14	14	
DIV. I NON-CONF.	10- 2	33	0- 0	41	15	16	16	15	15	
TOTALS	RPI 1-25	RPI 26-50	W-L RECORDS	RPI 51-100	RPI 101-150	RPI 150+				
21- 3	0- 0	0- 1	OVERALL	6- 1	4- 0	11- 1				
12- 1	0- 0	0- 0	HOME	4- 0	2- 0	6- 1				
8- 0	0- 0	0- 0	AWAY	1- 0	2- 0	5- 0				
1- 2	0- 0	0- 1	NEUTRAL	1- 1	0- 0	0- 0				
10- 2	0- 0	0- 1	NON-CONFERENCE	5- 1	2- 0	3- 0				
6- 0	0- 0	0- 0	HOME	4- 0	1- 0	1- 0				
3- 0	0- 0	0- 0	AWAY	0- 0	1- 0	2- 0				
1- 2	0- 0	0- 1	NEUTRAL	1- 1	0- 0	0- 0				
11- 1	0- 0	0- 0	CONFERENCE	1- 0	2- 0	8- 1				
6- 1	0- 0	0- 0	HOME	0- 0	1- 0	5- 1				
5- 0	0- 0	0- 0	AWAY	1- 0	1- 0	3- 0				
0- 0	0- 0	0- 0	NEUTRAL	0- 0	0- 0	0- 0				

RPI S	Opponent	Score	RPI S	Opponent	Score	RPI S	Opponent	Score	RPI S	Opponent	Score
41	N Rutgers	43 54	52	H Dayton	68 52	102	H Belmont	66 62			
			62	H South Dakota St.	58 57	105	A Youngstown St.	68 60			
			71	H Vanderbilt	58 56	105	H Youngstown St.	69 35			
			80	N Tulane	79 58	108	A Drake	86 61			
			82	H Marquette	75 55	151	A Wisconsin	72 58			
			91	N Virginia	59 68	155	A Northern Ky.	81 73			
			94	A Wright St.	63 58	167	H Loyola Chicago	65 51			
						177	H Detroit	58 36			
						185	A Milwaukee	63 42			
						185	H Milwaukee	69 46			
						194	A Butler	55 46			
						200	H Oakland	56 58			
						210	H Ill.-Chicago	64 22			
						229	H Valparaiso	81 42			
						293	A Cleveland St.	66 45			
						293	H Cleveland St.	71 53			
LAST 12 Division I GAMES:											
293	H Cleveland St.	71 53	155	A Northern Ky.	81 73						
105	H Youngstown St.	69 35	210	H Ill.-Chicago	64 22						
185	H Milwaukee	69 46	229	H Valparaiso	81 42						
177	H Detroit	58 36	105	A Youngstown St.	68 60						
200	H Oakland	56 58	293	A Cleveland St.	66 45						
94	A Wright St.	63 58	185	A Milwaukee	63 42						

Non-Div I Games:

Green Bay

■ Loss,
 ■ Non-Conf, S Site,
 ■ Home
 ■ Away
 N Neutral

Average RPI Win:	261	WON-LOST	WINNING	LAST 10	STRENGTH OF	OPP. STRENGTH	TEAM	ADJ.	CONF.	ADJ CONF.
Average RPI Loss:	111	RECORD	PCT. RANK	GAMES	SCHEDULE	OF SCHEDULE	RPI	RPI	RPI	RPI
DIV. I ONLY	11- 13	194	8- 2	98	253	156	156	31	31	
DIV. I NON-CONF.	2- 11	306	0- 2	5	64	147	147	30	30	
TOTALS	RPI 1-25	RPI 26-50	W-L RECORDS	RPI 51-100	RPI 101-150	RPI 150+				
11- 13	0- 2	0- 3	OVERALL	0- 3	1- 1	10- 4				
5- 4	0- 0	0- 1	HOME	0- 1	0- 0	5- 2				
4- 9	0- 2	0- 2	AWAY	0- 2	0- 1	4- 2				
2- 0	0- 0	0- 0	NEUTRAL	0- 0	1- 0	1- 0				
2- 11	0- 2	0- 3	NON-CONFERENCE	0- 3	1- 1	1- 2				
0- 3	0- 0	0- 1	HOME	0- 1	0- 0	0- 1				
0- 8	0- 2	0- 2	AWAY	0- 2	0- 1	0- 1				
2- 0	0- 0	0- 0	NEUTRAL	0- 0	1- 0	1- 0				
9- 2	0- 0	0- 0	CONFERENCE	0- 0	0- 0	9- 2				
5- 1	0- 0	0- 0	HOME	0- 0	0- 0	5- 1				
4- 1	0- 0	0- 0	AWAY	0- 0	0- 0	4- 1				
0- 0	0- 0	0- 0	NEUTRAL	0- 0	0- 0	0- 0				

RPI 1-25				RPI 26-50				RPI 51-100				RPI 101+ Team's RPI: 156			
RPI	S	Opponent	Score	RPI	S	Opponent	Score	RPI	S	Opponent	Score	RPI	S	Opponent	Score
3	A	South Carolina	48 86	31	A	UTEP	54 78	58	A	Oregon	51 86	103	A	Iowa St.	59 95
8	A	Texas	52 79	35	H	James Madison	56 68	73	A	Washington St.	61 68	115	N	Wake Forest	47 42
				38	A	Princeton	55 79	88	H	Drexel	36 57	182	A	Stetson	59 68
LAST 12 Division I GAMES:															
225	H	Morgan St.	60 47	349	A	N.C. Central	76 42	251	A	N.C. A&T	55 52	294	H	Florida A&M	59 66
316	A	Howard	77 83	251	A	N.C. A&T	55 52	294	H	Florida A&M	59 66	259	H	Bethune-Cookman	60 45
303	A	UMES	76 55	294	H	Florida A&M	59 66	259	H	Bethune-Cookman	60 45	294	H	Florida A&M	59 66
346	H	Norfolk St.	73 62	259	H	Bethune-Cookman	60 45	38	A	Princeton	55 79	300	H	Savannah St.	65 53
311	H	South Carolina St.	63 50	38	A	Princeton	55 79	182	A	Stetson	59 68	303	A	UMES	76 55
300	H	Savannah St.	65 53	182	A	Stetson	59 68					311	H	South Carolina St.	63 50

Non-Div I Games:

Hampton

■ Loss,
 ■ Non-Conf,
 ■ S Site,
 ■ H Home
 ■ A Away
 N Neutral

RPI 1-25				RPI 26-50				RPI 51-100				RPI 101+ Team's RPI: 203			
RPI	S	Opponent	Score	RPI	S	Opponent	Score	RPI	S	Opponent	Score	RPI	S	Opponent	Score
7	H	Arizona St.	29 60	27	A	George Washington	51 82	53	H	Albany (NY)	41 78	107	A	Quinnipiac	69 71
								60	A	FGCU	44 64	113	A	Boston College	28 62
								65	A	Michigan	47 83	139	A	Stony Brook	35 58
								77	A	Maine	43 61	139	H	Stony Brook	42 45
												153	H	Cornell	53 50
												170	H	UMBC	65 57
												230	A	Binghamton	41 39
												230	H	Binghamton	47 53
												231	H	Dartmouth	36 43
												237	A	Sacred Heart	68 67
												240	A	Massachusetts	57 63
												243	H	New Hampshire	48 44
												255	A	Providence	50 69
												266	H	Central Conn. St.	49 41
												289	A	Vermont	51 47
												289	H	Vermont	52 50
												314	A	UMass Lowell	75 70
												314	H	UMass Lowell	72 59
												331	H	Lafayette	55 50
LAST 12 Division I GAMES:															
				289	H	Vermont	52 50					243	H	New Hampshire	48 44
				230	A	Binghamton	41 39					170	H	UMBC	65 57
				139	H	Stony Brook	42 45					139	A	Stony Brook	35 58
				314	A	UMass Lowell	75 70					289	A	Vermont	51 47
				53	H	Albany (NY)	41 78					230	H	Binghamton	47 53
				77	A	Maine	43 61					314	H	UMass Lowell	72 59

Non-Div I Games:

Average RPI Win:	202	WON-LOST	WINNING	LAST 10	STRENGTH OF	OPP. STRENGTH	TEAM	ADJ.	CONF.	ADJ CONF.
Average RPI Loss:	109	RECORD	PCT. RANK	GAMES	SCHEDULE	OF SCHEDULE	RPI	RPI	RPI	RPI
DIV. I ONLY	10- 11	190	6- 4	79	184	118	118	10	10	
DIV. I NON-CONF.	5- 8	209	1- 3	106	215	162	162	11	11	
TOTALS	RPI 1-25	RPI 26-50	W-L RECORDS	RPI 51-100	RPI 101-150	RPI 150+				
10- 11	0- 0	0- 3	OVERALL	0- 3	2- 2	8- 3				
2- 5	0- 0	0- 2	HOME	0- 1	0- 1	2- 1				
7- 6	0- 0	0- 1	AWAY	0- 2	1- 1	6- 2				
1- 0	0- 0	0- 0	NEUTRAL	0- 0	1- 0	0- 0				
5- 8	0- 0	0- 1	NON-CONFERENCE	0- 3	2- 2	3- 2				
2- 2	0- 0	0- 0	HOME	0- 1	0- 1	2- 0				
2- 6	0- 0	0- 1	AWAY	0- 2	1- 1	1- 2				
1- 0	0- 0	0- 0	NEUTRAL	0- 0	1- 0	0- 0				
5- 3	0- 0	0- 2	CONFERENCE	0- 0	0- 0	5- 1				
0- 3	0- 0	0- 2	HOME	0- 0	0- 0	0- 1				
5- 0	0- 0	0- 0	AWAY	0- 0	0- 0	5- 0				
0- 0	0- 0	0- 0	NEUTRAL	0- 0	0- 0	0- 0				

RPI S	Opponent	Score	RPI S	Opponent	Score	RPI S	Opponent	Score	RPI S	Opponent	Score	Team's RPI: 118
36	H Penn	48 68	36	H Penn	48 68	60	A FGCU	65 74	106	H Eastern Mich.	81 85	
38	H Princeton	83 92	38	H Princeton	83 92	63	A Chattanooga	58 62	114	N Toledo	76 70	
44	A South Fla.	59 86	44	A South Fla.	59 86	77	H Maine	53 64	122	A Samford	60 54	
									139	A Stony Brook	63 64	
									153	A Cornell	65 56	
									158	A Yale	72 69	
									191	A Rhode Island	52 56	
									193	A Brown	87 79	
									212	A Fairfield	50 67	
									221	A Columbia	69 66	
									231	A Dartmouth	56 43	
									231	H Dartmouth	64 70	
									240	H Massachusetts	67 65	
									242	A Rice	67 61	
									347	H Boston U.	73 55	
LAST 12 Division I GAMES:												
158	A Yale	72 69	231	H Dartmouth	64 70							
193	A Brown	87 79	231	A Dartmouth	56 43							
38	H Princeton	83 92	63	A Chattanooga	58 62							
36	H Penn	48 68	122	A Samford	60 54							
221	A Columbia	69 66	139	A Stony Brook	63 64							
153	A Cornell	65 56	212	A Fairfield	50 67							

Non-Div I Games:

Harvard

Average RPI Win:	243	WON-LOST	WINNING	LAST 10	STRENGTH OF	OPP. STRENGTH	TEAM	ADJ.	CONF.	ADJ CONF.
Average RPI Loss:	76	RECORD	PCT. RANK	GAMES	SCHEDULE	OF SCHEDULE	RPI	RPI	RPI	RPI
DIV. I ONLY	15- 9	99	7- 3	178	137	126	126	22	22	
DIV. I NON-CONF.	7- 6	156	0- 1	96	13	112	112	22	22	
TOTALS	RPI 1-25	RPI 26-50	W-L RECORDS	RPI 51-100	RPI 101-150	RPI 150+				
15- 9	0- 4	0- 1	OVERALL	0- 2	2- 0	13- 2				
6- 5	0- 2	0- 1	HOME	0- 2	1- 0	5- 0				
9- 2	0- 0	0- 0	AWAY	0- 0	1- 0	8- 2				
0- 2	0- 2	0- 0	NEUTRAL	0- 0	0- 0	0- 0				
7- 6	0- 4	0- 1	NON-CONFERENCE	0- 1	0- 0	7- 0				
2- 4	0- 2	0- 1	HOME	0- 1	0- 0	2- 0				
5- 0	0- 0	0- 0	AWAY	0- 0	0- 0	5- 0				
0- 2	0- 2	0- 0	NEUTRAL	0- 0	0- 0	0- 0				
8- 3	0- 0	0- 0	CONFERENCE	0- 1	2- 0	6- 2				
4- 1	0- 0	0- 0	HOME	0- 1	1- 0	3- 0				
4- 2	0- 0	0- 0	AWAY	0- 0	1- 0	3- 2				
0- 0	0- 0	0- 0	NEUTRAL	0- 0	0- 0	0- 0				

RPI 1-25				RPI 26-50				RPI 51-100				RPI 101+ Team's RPI: 126			
RPI	S	Opponent	Score	RPI	S	Opponent	Score	RPI	S	Opponent	Score	RPI	S	Opponent	Score
3	H	South Carolina	51 67	36	H	Penn	54 64	66	H	UC Riverside	74 77	150	A	Long Beach St.	67 55
7	H	Arizona St.	49 75					73	H	Washington St.	52 62	150	H	Long Beach St.	60 42
12	N	BYU	56 67									188	A	Sacramento St.	74 72
14	N	Texas A&M	41 82									189	A	UC Davis	58 60
												190	A	San Jose St.	76 73
												197	A	Cal Poly	64 58
												228	A	Grand Canyon	74 41
												239	H	Loyola Marymount	65 51
												245	A	CSU Bakersfield	65 55
												245	H	CSU Bakersfield	74 60
												260	A	UC Santa Barbara	63 62
												272	A	Northern Ariz.	61 52
												287	A	CSUN	60 63
												287	H	CSUN	77 50
												332	A	UC Irvine	83 65
												332	H	UC Irvine	59 35
												337	H	Cal St. Fullerton	62 53
LAST 12 Division I GAMES:															
150	H	Long Beach St.	60 42	332	A	UC Irvine	83 65								
260	A	UC Santa Barbara	63 62	66	H	UC Riverside	74 77								
197	A	Cal Poly	64 58	287	H	CSUN	77 50								
332	H	UC Irvine	59 35	189	A	UC Davis	58 60								
337	H	Cal St. Fullerton	62 53	150	A	Long Beach St.	67 55								
287	A	CSUN	60 63	36	H	Penn	54 64								

Non-Div I Games:

Hawaii

■ Loss,
■ Non-Conf, S Site,
■ Home
■ Away
N Neutral

Average RPI Win:	264	WON-LOST	WINNING	LAST 10	STRENGTH OF	OPP. STRENGTH	TEAM	ADJ.	CONF.	ADJ CONF.
Average RPI Loss:	161	RECORD	PCT. RANK	GAMES	SCHEDULE	OF SCHEDULE	RPI	RPI	RPI	RPI
DIV. I ONLY	7- 15	271	5- 5	172	255	253	253	27	27	
DIV. I NON-CONF.	0- 8	338	0- 0	76	32	287	287	29	29	
TOTALS	RPI 1-25	RPI 26-50	W-L RECORDS	RPI 51-100	RPI 101-150	RPI 150+				
7- 15	0- 1	0- 1	OVERALL	0- 3	0- 3	7- 7				
4- 5	0- 0	0- 0	HOME	0- 0	0- 2	4- 3				
3- 8	0- 1	0- 1	AWAY	0- 2	0- 0	3- 4				
0- 2	0- 0	0- 0	NEUTRAL	0- 1	0- 1	0- 0				
0- 8	0- 1	0- 1	NON-CONFERENCE	0- 2	0- 2	0- 2				
0- 2	0- 0	0- 0	HOME	0- 0	0- 1	0- 1				
0- 4	0- 1	0- 1	AWAY	0- 1	0- 0	0- 1				
0- 2	0- 0	0- 0	NEUTRAL	0- 1	0- 1	0- 0				
7- 7	0- 0	0- 0	CONFERENCE	0- 1	0- 1	7- 5				
4- 3	0- 0	0- 0	HOME	0- 0	0- 1	4- 2				
3- 4	0- 0	0- 0	AWAY	0- 1	0- 0	3- 3				
0- 0	0- 0	0- 0	NEUTRAL	0- 0	0- 0	0- 0				

RPI 1-25				RPI 26-50				RPI 51-100				RPI 101+ Team's RPI: 253			
RPI	S	Opponent	Score	RPI	S	Opponent	Score	RPI	S	Opponent	Score	RPI	S	Opponent	Score
11	A	Maryland	50 105	46	A	North Carolina St.	48 89	84	N	Georgia Tech	61 81	104	H	VCU	39 69
								92	A	Elon	69 80	129	H	UNC Asheville	81 82
								99	A	Liberty	43 56	143	N	UAB	46 56
												154	H	Davidson	60 62
												206	A	Radford	56 54
												206	H	Radford	71 66
												213	A	Gardner-Webb	70 82
												213	H	Gardner-Webb	72 79
												223	A	Presbyterian	70 82
												223	H	Presbyterian	61 47
												281	A	Campbell	69 55
												292	A	UNCG	72 82
												304	A	Coastal Caro.	53 79
												304	H	Coastal Caro.	53 52
												308	H	Charleston So.	62 64
												313	A	Winthrop	74 67
												318	H	Longwood	79 68
LAST 12 Division I GAMES:															
213	H	Gardner-Webb	72 79	313	A	Winthrop	74 67								
304	A	Coastal Caro.	53 79	281	A	Campbell	69 55								
223	H	Presbyterian	61 47	304	H	Coastal Caro.	53 52								
99	A	Liberty	43 56	213	A	Gardner-Webb	70 82								
206	A	Radford	56 54	308	H	Charleston So.	62 64								
129	H	UNC Asheville	81 82	223	A	Presbyterian	70 82								

Non-Div I Games: Greensboro 82 49

High Point

■ Loss,
 ■ Non-Conf,
 ■ S Site,
 ■ Home
 ■ A Away
 N Neutral

Hofstra

Through Games Of Feb. 15, 2016

Average RPI Win: 210	WON-LOST	WINNING	LAST 10	STRENGTH OF	OPP. STRENGTH	TEAM	ADJ.	CONF.	ADJ CONF.
Average RPI Loss: 83	RECORD	PCT. RANK	GAMES	SCHEDULE	OF SCHEDULE	RPI	RPI	RPI	RPI
DIV. I ONLY	18- 6	47	7- 3	160	168	67	67	13	13
DIV. I NON-CONF.	9- 2	37	0- 0	219	207	68	68	12	12
TOTALS	RPI 1-25	RPI 26-50	W-L RECORDS	RPI 51-100	RPI 101-150	RPI 150+			
18- 6	0- 1	0- 2	OVERALL	2- 2	2- 0	14- 1			
9- 1	0- 0	0- 1	HOME	2- 0	2- 0	5- 0			
8- 4	0- 0	0- 1	AWAY	0- 2	0- 0	8- 1			
1- 1	0- 1	0- 0	NEUTRAL	0- 0	0- 0	1- 0			
9- 2	0- 1	0- 0	NON-CONFERENCE	1- 0	2- 0	6- 1			
4- 0	0- 0	0- 0	HOME	1- 0	2- 0	1- 0			
4- 1	0- 0	0- 0	AWAY	0- 0	0- 0	4- 1			
1- 1	0- 1	0- 0	NEUTRAL	0- 0	0- 0	1- 0			
9- 4	0- 0	0- 2	CONFERENCE	1- 2	0- 0	8- 0			
5- 1	0- 0	0- 1	HOME	1- 0	0- 0	4- 0			
4- 3	0- 0	0- 1	AWAY	0- 2	0- 0	4- 0			
0- 0	0- 0	0- 0	NEUTRAL	0- 0	0- 0	0- 0			

RPI 1-25				RPI 26-50				RPI 51-100				Team's RPI: 67		RPI 101+			
RPI	S	Opponent	Score	RPI	S	Opponent	Score	RPI	S	Opponent	Score			RPI	S	Opponent	Score
9	N	Oregon St.	50 73	35	A	James Madison	42 57	86	H	Saint Joseph's	75 62			134	H	Buffalo	79 36
				35	H	James Madison	54 71	88	A	Drexel	64 67			139	H	Stony Brook	71 66
								92	A	Elon	60 61			172	H	Northeastern	75 50
								92	H	Elon	59 49			173	H	Delaware	58 49
														183	A	Marist	71 67
														201	A	Col. of Charleston	62 58
														212	A	Fairfield	67 53
														216	A	William & Mary	61 53
														216	H	William & Mary	75 45
														240	A	Massachusetts	56 57
														248	A	American	60 51
														250	H	Navy	65 63
														262	A	UNCW	68 64
														284	A	Towson	74 56
														284	H	Towson	64 60
														304	N	Coastal Caro.	82 40
														327	A	Delaware St.	66 49
LAST 12 Division I GAMES:																	
				35	A	James Madison	42 57	284	H	Towson	64 60						
				216	A	William & Mary	61 53	172	H	Northeastern	75 50						
				284	A	Towson	74 56	216	H	William & Mary	75 45						
				35	H	James Madison	54 71	262	A	UNCW	68 64						
				92	H	Elon	59 49	201	A	Col. of Charleston	62 58						
				88	A	Drexel	64 67	92	A	Elon	60 61						

Non-Div I Games:

Hofstra

■ Loss,
 ■ Non-Conf, S Site,
 ■ Home
 ■ Away
 N Neutral

Holy Cross

Through Games Of Feb. 15, 2016

Average RPI Win:	278	WON-LOST	WINNING	LAST 10	STRENGTH OF	OPP. STRENGTH	TEAM	ADJ.	CONF.	ADJ CONF.
Average RPI Loss:	164	RECORD	PCT. RANK	GAMES	SCHEDULE	OF SCHEDULE	RPI	RPI	RPI	RPI
DIV. I ONLY	11- 13	194	5- 5	293	260	244	244	26	26	
DIV. I NON-CONF.	3- 8	258	0- 0	309	158	321	321	28	28	
TOTALS	RPI 1-25	RPI 26-50	W-L RECORDS	RPI 51-100	RPI 101-150	RPI 150+				
11- 13	0- 0	0- 0	OVERALL	0- 3	0- 4	11- 6				
8- 3	0- 0	0- 0	HOME	0- 1	0- 0	8- 2				
3- 10	0- 0	0- 0	AWAY	0- 2	0- 4	3- 4				
0- 0	0- 0	0- 0	NEUTRAL	0- 0	0- 0	0- 0				
3- 8	0- 0	0- 0	NON-CONFERENCE	0- 0	0- 4	3- 4				
3- 2	0- 0	0- 0	HOME	0- 0	0- 0	3- 2				
0- 6	0- 0	0- 0	AWAY	0- 0	0- 4	0- 2				
0- 0	0- 0	0- 0	NEUTRAL	0- 0	0- 0	0- 0				
8- 5	0- 0	0- 0	CONFERENCE	0- 3	0- 0	8- 2				
5- 1	0- 0	0- 0	HOME	0- 1	0- 0	5- 0				
3- 4	0- 0	0- 0	AWAY	0- 2	0- 0	3- 2				
0- 0	0- 0	0- 0	NEUTRAL	0- 0	0- 0	0- 0				

RPI S	Opponent	Score	RPI S	Opponent	Score	RPI S	Opponent	Score	RPI S	Opponent	Score	Team's RPI: 244
						72	A Army West Point	58 77	107	A Quinnipiac	61 74	
						89	A Bucknell	64 74	113	A Boston College	51 60	
						89	H Bucknell	51 58	127	A Pittsburgh	50 56	
									130	A Penn St.	82 86	
									158	A Yale	59 69	
									214	A Lehigh	58 61	
									214	H Lehigh	77 71	
									227	H Manhattan	58 44	
									231	H Dartmouth	54 60	
									235	H Bryant	65 64	
									240	H Massachusetts	60 74	
									248	H American	59 54	
									250	A Navy	49 50	
									250	H Navy	57 49	
									289	H Vermont	77 63	
									291	A Colgate	80 71	
									291	H Colgate	70 61	
									314	A UMass Lowell	67 75	
									331	A Lafayette	57 54	
									331	H Lafayette	66 49	
									347	A Boston U.	60 41	
LAST 12 Division I GAMES:												
214	H Lehigh	77 71	72	A Army West Point	58 77							
331	A Lafayette	57 54	214	A Lehigh	58 61							
89	A Bucknell	64 74	331	H Lafayette	66 49							
291	H Colgate	70 61	89	H Bucknell	51 58							
250	A Navy	49 50	291	A Colgate	80 71							
248	H American	59 54	250	H Navy	57 49							

Non-Div I Games:

Holy Cross

Loss, Non-Conf, S Site, H Home A Away N Neutral

Average RPI Win: 262	WON-LOST	WINNING	LAST 10	STRENGTH OF	OPP. STRENGTH	TEAM	ADJ.	CONF.	ADJ CONF.
Average RPI Loss: 120	RECORD	PCT. RANK	GAMES	SCHEDULE	OF SCHEDULE	RPI	RPI	RPI	RPI
DIV. I ONLY	5- 19	310	1- 9	121	111	261	261	9	9
DIV. I NON-CONF.	4- 7	222	0- 0	157	270	209	209	7	7
TOTALS	RPI 1-25	RPI 26-50	W-L RECORDS	RPI 51-100	RPI 101-150	RPI 150+			
5- 19	0- 1	0- 2	OVERALL	0- 6	1- 2	4- 8			
2- 8	0- 1	0- 0	HOME	0- 2	1- 1	1- 4			
3- 8	0- 0	0- 1	AWAY	0- 2	0- 1	3- 4			
0- 3	0- 0	0- 1	NEUTRAL	0- 2	0- 0	0- 0			
4- 7	0- 0	0- 1	NON-CONFERENCE	0- 2	1- 1	3- 3			
1- 3	0- 0	0- 0	HOME	0- 0	1- 1	0- 2			
3- 1	0- 0	0- 0	AWAY	0- 0	0- 0	3- 1			
0- 3	0- 0	0- 1	NEUTRAL	0- 2	0- 0	0- 0			
1- 12	0- 1	0- 1	CONFERENCE	0- 4	0- 1	1- 5			
1- 5	0- 1	0- 0	HOME	0- 2	0- 0	1- 2			
0- 7	0- 0	0- 1	AWAY	0- 2	0- 1	0- 3			
0- 0	0- 0	0- 0	NEUTRAL	0- 0	0- 0	0- 0			

RPI 1-25				RPI 26-50				RPI 51-100				RPI 101+ Team's RPI: 261			
RPI	S	Opponent	Score	RPI	S	Opponent	Score	RPI	S	Opponent	Score	RPI	S	Opponent	Score
2	H	UConn	37 76	27	N	George Washington	78 82	57	N	Iowa	50 64	109	A	Memphis	57 74
				44	A	South Fla.	49 73	64	A	Temple	48 78	149	H	La.-Lafayette	52 51
								64	H	Temple	66 75	150	H	Long Beach St.	41 47
								80	A	Tulane	48 70	159	H	SMU	48 50
								80	H	Tulane	56 59	174	A	East Carolina	70 76
								94	N	Wright St.	61 75	180	H	UNLV	60 63
												184	A	Tulsa	28 44
												184	H	Tulsa	62 79
												201	A	Col. of Charleston	48 55
												207	H	UTRGV	45 55
												219	A	Cincinnati	50 56
												242	A	Rice	62 59
												273	H	UCF	64 55
												322	A	Incarnate Word	67 51
												326	A	A&M-Corpus Christi	76 73
LAST 12 Division I GAMES:															
184	A	Tulsa	28 44	184	H	Tulsa	62 79								
80	H	Tulane	56 59	174	A	East Carolina	70 76								
273	H	UCF	64 55	159	H	SMU	48 50								
219	A	Cincinnati	50 56	2	H	UConn	37 76								
44	A	South Fla.	49 73	109	A	Memphis	57 74								
64	A	Temple	48 78	64	H	Temple	66 75								

Non-Div I Games:

Houston

■ Loss,
 ■ Non-Conf, S Site,
 ■ Home
 ■ Away
 N Neutral

Average RPI Win:	290	WON-LOST	WINNING	LAST 10	STRENGTH OF	OPP. STRENGTH	TEAM	ADJ.	CONF.	ADJ CONF.
Average RPI Loss:	170	RECORD	PCT. RANK	GAMES	SCHEDULE	OF SCHEDULE	RPI	RPI	RPI	RPI
DIV. I ONLY	8- 12	230	5- 5	256	299	249	249	28	28	
DIV. I NON-CONF.	2- 5	253	0- 0	135	310	218	218	26	26	
TOTALS	RPI 1-25	RPI 26-50	W-L RECORDS	RPI 51-100	RPI 101-150	RPI 150+				
8- 12	0- 0	0- 1	OVERALL	0- 1	0- 3	8- 7				
4- 4	0- 0	0- 0	HOME	0- 0	0- 1	4- 3				
3- 8	0- 0	0- 1	AWAY	0- 1	0- 2	3- 4				
1- 0	0- 0	0- 0	NEUTRAL	0- 0	0- 0	1- 0				
2- 5	0- 0	0- 1	NON-CONFERENCE	0- 0	0- 1	2- 3				
0- 2	0- 0	0- 0	HOME	0- 0	0- 1	0- 1				
1- 3	0- 0	0- 1	AWAY	0- 0	0- 0	1- 2				
1- 0	0- 0	0- 0	NEUTRAL	0- 0	0- 0	1- 0				
6- 7	0- 0	0- 0	CONFERENCE	0- 1	0- 2	6- 4				
4- 2	0- 0	0- 0	HOME	0- 0	0- 0	4- 2				
2- 5	0- 0	0- 0	AWAY	0- 1	0- 2	2- 2				
0- 0	0- 0	0- 0	NEUTRAL	0- 0	0- 0	0- 0				

RPI 1-25			RPI 26-50			RPI 51-100			RPI 101+ Team's RPI: 249		
RPI	S	Opponent	Score	RPI	S	Opponent	Score	RPI	S	Opponent	Score
				31	A	UTEP	63 98	61	A	Abilene Christian	60 77
								123	A	Northwestern St.	44 55
								125	A	Central Ark.	44 45
								144	H	UT Arlington	40 64
								168	H	McNeese St.	64 71
								187	A	New Mexico	57 65
								211	H	Texas St.	66 71
								233	H	Stephen F. Austin	50 64
								236	A	Sam Houston St.	70 78
								236	H	Sam Houston St.	67 63
								238	A	Texas Southern	77 65
								246	A	UTSA	50 79
								276	N	Omaha	64 51
								278	A	Lamar	70 77
								278	H	Lamar	77 66
								305	H	Southeastern La.	64 56
								323	H	Nicholls St.	80 71
								326	A	A&M-Corpus Christi	73 59
								341	A	New Orleans	71 51
LAST 12 Division I GAMES:											
236	A	Sam Houston St.	70 78	278	A	Lamar	70 77				
278	H	Lamar	77 66	341	A	New Orleans	71 51				
233	H	Stephen F. Austin	50 64	125	A	Central Ark.	44 45				
326	A	A&M-Corpus Christi	73 59	305	H	Southeastern La.	64 56				
236	H	Sam Houston St.	67 63	323	H	Nicholls St.	80 71				
61	A	Abilene Christian	60 77	168	H	McNeese St.	64 71				

Non-Div I Games: Trinity (TX) 60 46 Huston-Tillotson 96 65 Paul Quinn 95 42

Houston Baptist

Average RPI Win: 253	WON-LOST	WINNING	LAST 10	STRENGTH OF	OPP. STRENGTH	TEAM	ADJ.	CONF.	ADJ CONF.
Average RPI Loss: 207	RECORD	PCT. RANK	GAMES	SCHEDULE	OF SCHEDULE	RPI	RPI	RPI	RPI
DIV. I ONLY	5- 18	305	3- 6	291	286	316	316	31	31
DIV. I NON-CONF.	2- 11	306	1- 2	170	230	278	278	30	30
TOTALS	RPI 1-25	RPI 26-50	W-L RECORDS	RPI 51-100	RPI 101-150	RPI 150+			
5- 18	0- 2	0- 0	OVERALL	0- 1	0- 3	5- 12			
2- 6	0- 0	0- 0	HOME	0- 0	0- 0	2- 6			
3- 11	0- 1	0- 0	AWAY	0- 1	0- 2	3- 6			
0- 1	0- 0	0- 0	NEUTRAL	0- 0	0- 1	0- 0			
2- 11	0- 2	0- 0	NON-CONFERENCE	0- 1	0- 3	2- 5			
1- 3	0- 0	0- 0	HOME	0- 0	0- 0	1- 3			
1- 7	0- 2	0- 0	AWAY	0- 1	0- 2	1- 2			
0- 1	0- 0	0- 0	NEUTRAL	0- 0	0- 1	0- 0			
3- 7	0- 0	0- 0	CONFERENCE	0- 0	0- 0	3- 7			
1- 3	0- 0	0- 0	HOME	0- 0	0- 0	1- 3			
2- 4	0- 0	0- 0	AWAY	0- 0	0- 0	2- 4			
0- 0	0- 0	0- 0	NEUTRAL	0- 0	0- 0	0- 0			

RPI 1-25				RPI 26-50				RPI 51-100				RPI 101+ Team's RPI: 316			
RPI	S	Opponent	Score	RPI	S	Opponent	Score	RPI	S	Opponent	Score	RPI	S	Opponent	Score
19	A	Syracuse	48 97					90	A	Northwestern	49 89	112	A	Arizona	28 65
21	A	Duquesne	62 86									120	N	Mercer	53 70
												137	A	Xavier	47 70
												153	H	Cornell	76 74
												156	H	Hampton	83 77
												161	H	Old Dominion	64 83
												210	A	Ill.-Chicago	48 75
												225	A	Morgan St.	66 78
												251	A	N.C. A&T	70 88
												259	H	Bethune-Cookman	77 81
												270	A	Coppin St.	71 69
												270	H	Coppin St.	67 83
												271	A	Georgia St.	58 65
												282	H	La Salle	68 71
												303	A	UMES	59 62
												325	H	LIU Brooklyn	72 89
												327	A	Delaware St.	86 87
												339	A	Mt. St. Mary's	62 49
												346	H	Norfolk St.	108 110
												349	A	N.C. Central	68 61
LAST 12 Division I GAMES:															
270	A	Coppin St.	71 69	327	A	Delaware St.	86 87	270	H	Coppin St.	67 83	153	H	Cornell	76 74
156	H	Hampton	83 77	19	A	Syracuse	48 97	137	A	Xavier	47 70	161	H	Old Dominion	64 83
346	H	Norfolk St.	108 110	225	A	Morgan St.	66 78	108	H	Norfolk St.	108 110				
303	A	UMES	59 62	259	H	Bethune-Cookman	77 81								

Non-Div I Games:

Howard

Average RPI Win:	320	WON-LOST	WINNING	LAST 10	STRENGTH OF	OPP. STRENGTH	TEAM	ADJ.	CONF.	ADJ CONF.
Average RPI Loss:	170	RECORD	PCT. RANK	GAMES	SCHEDULE	OF SCHEDULE	RPI	RPI	RPI	RPI
DIV. I ONLY	3- 20	337	1- 9	175	268	328	328	18	18	
DIV. I NON-CONF.	2- 9	296	0- 0	158	293	297	297	19	19	
TOTALS	RPI 1-25	RPI 26-50	W-L RECORDS	RPI 51-100	RPI 101-150	RPI 150+				
3- 20	0- 0	0- 2	OVERALL	0- 3	0- 3	3- 12				
3- 7	0- 0	0- 1	HOME	0- 1	0- 2	3- 3				
0- 13	0- 0	0- 1	AWAY	0- 2	0- 1	0- 9				
0- 0	0- 0	0- 0	NEUTRAL	0- 0	0- 0	0- 0				
2- 9	0- 0	0- 2	NON-CONFERENCE	0- 0	0- 1	2- 6				
2- 3	0- 0	0- 1	HOME	0- 0	0- 1	2- 1				
0- 6	0- 0	0- 1	AWAY	0- 0	0- 0	0- 5				
0- 0	0- 0	0- 0	NEUTRAL	0- 0	0- 0	0- 0				
1- 11	0- 0	0- 0	CONFERENCE	0- 3	0- 2	1- 6				
1- 4	0- 0	0- 0	HOME	0- 1	0- 1	1- 2				
0- 7	0- 0	0- 0	AWAY	0- 2	0- 1	0- 4				
0- 0	0- 0	0- 0	NEUTRAL	0- 0	0- 0	0- 0				

RPI S	Opponent	Score	RPI S	Opponent	Score	RPI S	Opponent	Score	RPI S	Opponent	Score	Team's RPI: 328
28	A Ohio	52 79	62	A South Dakota St.	64 92	116	H IUPUI	50 69				
47	H Indiana	72 79	62	H South Dakota St.	42 61	117	H Western Mich.	48 70				
			79	A South Dakota	60 92	138	A Oral Roberts	59 61				
						155	A Northern Ky.	64 77				
						177	A Detroit	63 64				
						185	A Milwaukee	60 73				
						200	A Oakland	74 81				
						204	H USC Upstate	81 84				
						212	A Fairfield	62 74				
						226	A Western Ill.	87 88				
						226	H Western Ill.	74 78				
						276	A Omaha	64 71				
						276	H Omaha	58 60				
						309	A North Dakota St.	85 94				
						310	A Denver	50 53				
						310	H Denver	61 49				
						317	H Kent St.	86 68				
						334	H Chicago St.	62 51				
LAST 12 Division I GAMES:												
62	A South Dakota St.	64 92	79	A South Dakota	60 92							
276	A Omaha	64 71	138	A Oral Roberts	59 61							
226	A Western Ill.	87 88	62	H South Dakota St.	42 61							
310	H Denver	61 49	310	A Denver	50 53							
276	H Omaha	58 60	226	H Western Ill.	74 78							
309	A North Dakota St.	85 94	116	H IUPUI	50 69							

Non-Div I Games: Trine 82 62 Grace (IN) 91 39

IPFW

Loss, Non-Conf, S Site, H Home A Away N Neutral

Average RPI Win:	229	WON-LOST	WINNING	LAST 10	STRENGTH OF	OPP. STRENGTH	TEAM	ADJ.	CONF.	ADJ CONF.
Average RPI Loss:	134	RECORD	PCT. RANK	GAMES	SCHEDULE	OF SCHEDULE	RPI	RPI	RPI	RPI
DIV. I ONLY	16- 7	70	8- 2	269	182	116	116	18	18	
DIV. I NON-CONF.	7- 4	110	0- 0	218	118	115	115	19	19	
TOTALS	RPI 1-25	RPI 26-50	W-L RECORDS	RPI 51-100	RPI 101-150	RPI 150+				
16- 7	0- 1	0- 0	OVERALL	1- 3	3- 1	12- 2				
7- 2	0- 0	0- 0	HOME	0- 1	2- 1	5- 0				
8- 5	0- 1	0- 0	AWAY	1- 2	1- 0	6- 2				
1- 0	0- 0	0- 0	NEUTRAL	0- 0	0- 0	1- 0				
7- 4	0- 1	0- 0	NON-CONFERENCE	1- 1	2- 0	4- 2				
3- 1	0- 0	0- 0	HOME	0- 1	2- 0	1- 0				
3- 3	0- 1	0- 0	AWAY	1- 0	0- 0	2- 2				
1- 0	0- 0	0- 0	NEUTRAL	0- 0	0- 0	1- 0				
9- 3	0- 0	0- 0	CONFERENCE	0- 2	1- 1	8- 0				
4- 1	0- 0	0- 0	HOME	0- 0	0- 1	4- 0				
5- 2	0- 0	0- 0	AWAY	0- 2	1- 0	4- 0				
0- 0	0- 0	0- 0	NEUTRAL	0- 0	0- 0	0- 0				

RPI 1-25			RPI 26-50			RPI 51-100			RPI 101+			Team's RPI: 116
RPI	S	Opponent	Score	RPI	S	Opponent	Score	RPI	S	Opponent	Score	
16	A	Louisville	61 70					62	A	South Dakota St.	66 68	102 H Belmont 62 59
								79	A	South Dakota	59 65	104 H VCU 70 69
								82	A	Marquette	60 55	138 A Oral Roberts 57 54
								84	H	Georgia Tech	50 60	138 H Oral Roberts 47 52
												166 A SIUE 85 67
												224 A North Texas 67 68
												226 A Western Ill. 68 60
												226 H Western Ill. 96 87
												232 H Indiana St. 68 43
												233 N Stephen F. Austin 62 55
												276 H Omaha 75 59
												309 A North Dakota St. 64 63
												309 H North Dakota St. 67 44
												310 A Denver 67 54
												310 H Denver 81 75
												320 A Evansville 68 62
												328 A IPFW 69 50
												336 A Eastern Ill. 71 77
LAST 12 Division I GAMES:												
310	A	Denver	67 54	62	A	South Dakota St.	66 68					
309	A	North Dakota St.	64 63	309	H	North Dakota St.	67 44					
226	H	Western Ill.	96 87	276	H	Omaha	75 59					
138	A	Oral Roberts	57 54	226	A	Western Ill.	68 60					
310	H	Denver	81 75	138	H	Oral Roberts	47 52					
79	A	South Dakota	59 65	328	A	IPFW	69 50					

Non-Div I Games: Oakland City 104 30 Ind.-Southeast 99 50

IUPUI

Loss, Non-Conf, S Site, H Home A Away N Neutral

Average RPI Win:	231	WON-LOST	WINNING	LAST 10	STRENGTH OF	OPP. STRENGTH	TEAM	ADJ.	CONF.	ADJ CONF.
Average RPI Loss:	108	RECORD	PCT. RANK	GAMES	SCHEDULE	OF SCHEDULE	RPI	RPI	RPI	RPI
DIV. I ONLY	16- 7	70	8- 2	265	125	132	132	20	20	
DIV. I NON-CONF.	6- 4	125	0- 0	136	108	134	134	21	21	
TOTALS	RPI 1-25	RPI 26-50	W-L RECORDS	RPI 51-100	RPI 101-150	RPI 150+				
16- 7	0- 1	0- 0	OVERALL	0- 2	3- 1	13- 3				
9- 3	0- 0	0- 0	HOME	0- 1	1- 0	8- 2				
5- 3	0- 1	0- 0	AWAY	0- 0	1- 1	4- 1				
2- 1	0- 0	0- 0	NEUTRAL	0- 1	1- 0	1- 0				
6- 4	0- 1	0- 0	NON-CONFERENCE	0- 2	1- 1	5- 0				
4- 1	0- 0	0- 0	HOME	0- 1	0- 0	4- 0				
0- 2	0- 1	0- 0	AWAY	0- 0	0- 1	0- 0				
2- 1	0- 0	0- 0	NEUTRAL	0- 1	1- 0	1- 0				
10- 3	0- 0	0- 0	CONFERENCE	0- 0	2- 0	8- 3				
5- 2	0- 0	0- 0	HOME	0- 0	1- 0	4- 2				
5- 1	0- 0	0- 0	AWAY	0- 0	1- 0	4- 1				
0- 0	0- 0	0- 0	NEUTRAL	0- 0	0- 0	0- 0				

RPI 1-25			RPI 26-50			RPI 51-100			RPI 101+ Team's RPI: 132		
RPI	S	Opponent	Score	RPI	S	RPI	S	Opponent	Score		
9	A	Oregon St.	44 69			51	N	Duke	68 74	103	N
						61	H	Abilene Christian	59 71	128	A
										128	H
										133	A
										160	H
										169	A
										169	H
										175	H
										188	A
										209	H
										211	N
										234	H
										254	H
										260	H
										272	A
										272	H
										287	H
										324	A
										330	A
										330	H
LAST 12 Division I GAMES:											
128	A	North Dakota	65 59	160	H	Montana St.	59 62				
169	A	Northern Colo.	68 70	209	H	Montana	78 61				
272	H	Northern Ariz.	76 59	330	A	Southern Utah	62 51				
330	H	Southern Utah	93 48	272	A	Northern Ariz.	72 51				
324	A	Portland St.	94 65	175	H	Eastern Wash.	66 74				
188	A	Sacramento St.	98 88	169	H	Northern Colo.	66 56				

Non-Div I Games: Carroll (MT) 75 47 Northwest Chrst. 71 48

Idaho

Loss, Non-Conf, S Site, H Home A Away N Neutral

Average RPI Win:	244	WON-LOST	WINNING	LAST 10	STRENGTH OF	OPP. STRENGTH	TEAM	ADJ.	CONF.	ADJ CONF.
Average RPI Loss:	143	RECORD	PCT. RANK	GAMES	SCHEDULE	OF SCHEDULE	RPI	RPI	RPI	RPI
DIV. I ONLY	9- 12	215	1- 3	283	110	222	222	20	20	
DIV. I NON-CONF.	5- 4	138	0- 1	85	104	70	70	21	21	
TOTALS	RPI 1-25	RPI 26-50	W-L RECORDS	RPI 51-100	RPI 101-150	RPI 150+				
9- 12	0- 0	0- 2	OVERALL	0- 1	1- 3	8- 6				
3- 4	0- 0	0- 0	HOME	0- 0	0- 1	3- 3				
5- 8	0- 0	0- 2	AWAY	0- 1	1- 2	4- 3				
1- 0	0- 0	0- 0	NEUTRAL	0- 0	0- 0	1- 0				
5- 4	0- 0	0- 2	NON-CONFERENCE	0- 1	1- 1	4- 0				
2- 0	0- 0	0- 0	HOME	0- 0	0- 0	2- 0				
2- 4	0- 0	0- 2	AWAY	0- 1	1- 1	1- 0				
1- 0	0- 0	0- 0	NEUTRAL	0- 0	0- 0	1- 0				
4- 8	0- 0	0- 0	CONFERENCE	0- 0	0- 2	4- 6				
1- 4	0- 0	0- 0	HOME	0- 0	0- 1	1- 3				
3- 4	0- 0	0- 0	AWAY	0- 0	0- 1	3- 3				
0- 0	0- 0	0- 0	NEUTRAL	0- 0	0- 0	0- 0				

RPI S	Opponent	Score	RPI S	Opponent	Score	RPI S	Opponent	Score	RPI S	Opponent	Score	Team's RPI: 222
31	A UTEP	54 67	32	A Michigan St.	60 79	90	A Northwestern	36 72	128	A North Dakota	42 45	
									128	H North Dakota	57 60	
									133	A Texas Tech	64 79	
									136	A Boise St.	80 77	
									169	A Northern Colo.	47 48	
									169	H Northern Colo.	59 61	
									188	A Sacramento St.	62 83	
									188	H Sacramento St.	59 68	
									192	A Weber St.	58 57	
									192	H Weber St.	46 61	
									199	N Southeast Mo. St.	65 64	
									215	H Utah St.	81 67	
									220	A Utah Valley	56 47	
									254	H Seattle	83 67	
									272	A Northern Ariz.	62 63	
									324	A Portland St.	64 42	
									324	H Portland St.	71 70	
									330	A Southern Utah	71 67	
LAST 12 Division I GAMES:												
31	A UTEP	54 67	330	A Southern Utah	71 67							
188	A Sacramento St.	62 83	192	A Weber St.	58 57							
324	A Portland St.	64 42	324	H Portland St.	71 70							
169	H Northern Colo.	59 61	188	H Sacramento St.	59 68							
128	H North Dakota	57 60	128	A North Dakota	42 45							
272	A Northern Ariz.	62 63	169	A Northern Colo.	47 48							

Non-Div I Games: Colo. Christian 82 56 Montana Tech 82 55

Idaho St.

■ Loss,
 ■ Non-Conf, S Site,
 ■ Home
 ■ Away
 N Neutral

Average RPI Win:	269	WON-LOST	WINNING	LAST 10	STRENGTH OF	OPP. STRENGTH	TEAM	ADJ.	CONF.	ADJ CONF.
Average RPI Loss:	130	RECORD	PCT. RANK	GAMES	SCHEDULE	OF SCHEDULE	RPI	RPI	RPI	RPI
DIV. I ONLY	12- 12	167	3- 7	266	211	210	210	14	14	
DIV. I NON-CONF.	9- 2	37	0- 0	340	290	166	166	15	15	
TOTALS	RPI 1-25	RPI 26-50	W-L RECORDS	RPI 51-100	RPI 101-150	RPI 150+				
12- 12	0- 1	0- 0	OVERALL	1- 3	0- 2	11- 6				
5- 6	0- 0	0- 0	HOME	1- 1	0- 2	4- 3				
7- 6	0- 1	0- 0	AWAY	0- 2	0- 0	7- 3				
0- 0	0- 0	0- 0	NEUTRAL	0- 0	0- 0	0- 0				
9- 2	0- 0	0- 0	NON-CONFERENCE	1- 1	0- 1	8- 0				
4- 1	0- 0	0- 0	HOME	1- 0	0- 1	3- 0				
5- 1	0- 0	0- 0	AWAY	0- 1	0- 0	5- 0				
0- 0	0- 0	0- 0	NEUTRAL	0- 0	0- 0	0- 0				
3- 10	0- 1	0- 0	CONFERENCE	0- 2	0- 1	3- 6				
1- 5	0- 0	0- 0	HOME	0- 1	0- 1	1- 3				
2- 5	0- 1	0- 0	AWAY	0- 1	0- 0	2- 3				
0- 0	0- 0	0- 0	NEUTRAL	0- 0	0- 0	0- 0				

RPI 1-25				RPI 26-50				RPI 51-100				RPI 101+ Team's RPI: 210			
RPI	S	Opponent	Score	RPI	S	Opponent	Score	RPI	S	Opponent	Score	RPI	S	Opponent	Score
23	A	Green Bay	22 64					59	A	Purdue	51 62	105	H	Youngstown St.	64 69
								68	H	Central Mich.	66 63	114	H	Toledo	51 60
								94	A	Wright St.	62 73	155	A	Northern Ky.	53 55
								94	H	Wright St.	72 80	155	H	Northern Ky.	61 72
												177	A	Detroit	65 51
												177	H	Detroit	80 89
												185	A	Milwaukee	53 54
												200	A	Oakland	73 78
												200	H	Oakland	76 78
												226	A	Western Ill.	78 70
												229	A	Valparaiso	54 50
												293	H	Cleveland St.	80 62
												299	A	Bradley	66 56
												310	A	Denver	56 46
												315	A	Illinois St.	74 65
												316	H	Howard	75 48
												329	H	Nevada	70 55
												334	A	Chicago St.	51 47
												336	H	Eastern Ill.	66 54
LAST 12 Division I GAMES:															
200	A	Oakland	73 78	105	H	Youngstown St.	64 69								
177	A	Detroit	65 51	23	A	Green Bay	22 64								
94	H	Wright St.	72 80	185	A	Milwaukee	53 54								
155	H	Northern Ky.	61 72	177	H	Detroit	80 89								
229	A	Valparaiso	54 50	200	H	Oakland	76 78								
293	H	Cleveland St.	80 62	155	A	Northern Ky.	53 55								

Non-Div I Games:

Ill.-Chicago

Illinois

Through Games Of Feb. 15, 2016

Average RPI Win:	163	WON-LOST	WINNING	LAST 10	STRENGTH OF	OPP. STRENGTH	TEAM	ADJ.	CONF.	ADJ CONF.
Average RPI Loss:	59	RECORD	PCT. RANK	GAMES	SCHEDULE	OF SCHEDULE	RPI	RPI	RPI	RPI
DIV. I ONLY	8- 17	266	1- 9	10	70	163	163	4	4	
DIV. I NON-CONF.	7- 4	110	0- 0	11	256	75	75	4	4	
TOTALS	RPI 1-25	RPI 26-50	W-L RECORDS	RPI 51-100	RPI 101-150	RPI 150+				
8- 17	0- 2	1- 6	OVERALL	2- 7	1- 2	4- 0				
8- 9	0- 2	1- 3	HOME	2- 3	1- 1	4- 0				
0- 8	0- 0	0- 3	AWAY	0- 4	0- 1	0- 0				
0- 0	0- 0	0- 0	NEUTRAL	0- 0	0- 0	0- 0				
7- 4	0- 0	1- 2	NON-CONFERENCE	2- 1	1- 1	3- 0				
7- 2	0- 0	1- 1	HOME	2- 1	1- 0	3- 0				
0- 2	0- 0	0- 1	AWAY	0- 0	0- 1	0- 0				
0- 0	0- 0	0- 0	NEUTRAL	0- 0	0- 0	0- 0				
1- 13	0- 2	0- 4	CONFERENCE	0- 6	0- 1	1- 0				
1- 7	0- 2	0- 2	HOME	0- 2	0- 1	1- 0				
0- 6	0- 0	0- 2	AWAY	0- 4	0- 0	0- 0				
0- 0	0- 0	0- 0	NEUTRAL	0- 0	0- 0	0- 0				

RPI 1-25				RPI 26-50				RPI 51-100				RPI 101+ Team's RPI: 163			
RPI	S	Opponent	Score	RPI	S	Opponent	Score	RPI	S	Opponent	Score	RPI	S	Opponent	Score
5	H	Ohio St.	70 80	27	H	George Washington	57 70	59	A	Purdue	65 69	109	A	Memphis	75 81
11	H	Maryland	63 79	28	H	Ohio	62 53	65	A	Michigan	83 96	130	H	Penn St.	56 65
				29	A	Miami (FL)	64 73	68	H	Central Mich.	74 69	145	H	Southern Ill.	78 64
				41	A	Rutgers	54 67	69	A	Nebraska	57 73	151	H	Wisconsin	71 65
				41	H	Rutgers	56 63	76	A	Minnesota	77 82	214	H	Lehigh	76 67
				47	A	Indiana	66 68	76	H	Minnesota	75 106	265	H	Tennessee St.	98 43
				47	H	Indiana	68 80	79	H	South Dakota	76 85	334	H	Chicago St.	67 36
								90	H	Northwestern	59 69				
								96	H	UT Martin	94 74				
LAST 12 Division I GAMES:															
41	H	Rutgers	56 63	130	H	Penn St.	56 65								
47	H	Indiana	68 80	47	A	Indiana	66 68								
65	A	Michigan	83 96	151	H	Wisconsin	71 65								
90	H	Northwestern	59 69	41	A	Rutgers	54 67								
5	H	Ohio St.	70 80	69	A	Nebraska	57 73								
76	A	Minnesota	77 82	76	H	Minnesota	75 106								

Non-Div I Games:

Illinois

Loss, Non-Conf, S Site, H Home A Away N Neutral

Average RPI Win:	292	WON-LOST	WINNING	LAST 10	STRENGTH OF	OPP. STRENGTH	TEAM	ADJ.	CONF.	ADJ CONF.
Average RPI Loss:	171	RECORD	PCT. RANK	GAMES	SCHEDULE	OF SCHEDULE	RPI	RPI	RPI	RPI
DIV. I ONLY	6- 17	286	3- 7	270	224	315	315	21	21	
DIV. I NON-CONF.	2- 9	296	0- 0	298	281	341	341	17	17	
TOTALS	RPI 1-25	RPI 26-50	W-L RECORDS	RPI 51-100	RPI 101-150	RPI 150+				
6- 17	0- 1	0- 0	OVERALL	0- 1	0- 5	6- 10				
5- 7	0- 0	0- 0	HOME	0- 1	0- 2	5- 4				
1- 8	0- 1	0- 0	AWAY	0- 0	0- 3	1- 4				
0- 2	0- 0	0- 0	NEUTRAL	0- 0	0- 0	0- 2				
2- 9	0- 1	0- 0	NON-CONFERENCE	0- 0	0- 0	2- 8				
2- 3	0- 0	0- 0	HOME	0- 0	0- 0	2- 3				
0- 4	0- 1	0- 0	AWAY	0- 0	0- 0	0- 3				
0- 2	0- 0	0- 0	NEUTRAL	0- 0	0- 0	0- 2				
4- 8	0- 0	0- 0	CONFERENCE	0- 1	0- 5	4- 2				
3- 4	0- 0	0- 0	HOME	0- 1	0- 2	3- 1				
1- 4	0- 0	0- 0	AWAY	0- 0	0- 3	1- 1				
0- 0	0- 0	0- 0	NEUTRAL	0- 0	0- 0	0- 0				

RPI 1-25				RPI 26-50				RPI 51-100				RPI 101+ Team's RPI: 315			
RPI	S	Opponent	Score	RPI	S	Opponent	Score	RPI	S	Opponent	Score	RPI	S	Opponent	Score
20	A	DePaul	41 89					85	H	Missouri St.	51 73	108	A	Drake	41 76
												108	H	Drake	58 98
												121	A	UNI	51 65
												121	H	UNI	35 61
												145	A	Southern Ill.	71 76
												158	A	Yale	47 60
												166	H	SIUE	57 65
												167	H	Loyola Chicago	41 57
												210	H	Ill.-Chicago	65 74
												226	H	Western Ill.	64 79
												232	A	Indiana St.	56 63
												232	H	Indiana St.	73 62
												246	A	UTSA	51 77
												252	A	Bowling Green	52 70
												258	N	Northern Ill.	59 68
												269	H	Murray St.	81 76
												276	N	Omaha	56 60
												295	H	Wichita St.	70 49
												299	H	Bradley	54 49
												320	A	Evansville	64 57
												334	H	Chicago St.	57 53
LAST 12 Division I GAMES:															
121	H	UNI	35 61	299	H	Bradley	54 49								
108	H	Drake	58 98	108	A	Drake	41 76								
232	H	Indiana St.	73 62	121	A	UNI	51 65								
145	A	Southern Ill.	71 76	232	A	Indiana St.	56 63								
320	A	Evansville	64 57	295	H	Wichita St.	70 49								
167	H	Loyola Chicago	41 57	85	H	Missouri St.	51 73								

Non-Div I Games:

Illinois St.

Loss, Non-Conf, S Site, H Home A Away N Neutral

Average RPI Win:	265	WON-LOST	WINNING	LAST 10	STRENGTH OF	OPP. STRENGTH	TEAM	ADJ.	CONF.	ADJ CONF.
Average RPI Loss:	199	RECORD	PCT. RANK	GAMES	SCHEDULE	OF SCHEDULE	RPI	RPI	RPI	RPI
DIV. I ONLY	3- 16	331	3- 7	272	276	322	322	28	28	
DIV. I NON-CONF.	0- 7	338	0- 0	211	155	335	335	26	26	
TOTALS	RPI 1-25	RPI 26-50	W-L RECORDS	RPI 51-100	RPI 101-150	RPI 150+				
3- 16	0- 0	0- 1	OVERALL	0- 2	0- 3	3- 10				
0- 9	0- 0	0- 0	HOME	0- 1	0- 2	0- 6				
3- 7	0- 0	0- 1	AWAY	0- 1	0- 1	3- 4				
0- 0	0- 0	0- 0	NEUTRAL	0- 0	0- 0	0- 0				
0- 7	0- 0	0- 1	NON-CONFERENCE	0- 1	0- 1	0- 4				
0- 3	0- 0	0- 0	HOME	0- 0	0- 0	0- 3				
0- 4	0- 0	0- 1	AWAY	0- 1	0- 1	0- 1				
0- 0	0- 0	0- 0	NEUTRAL	0- 0	0- 0	0- 0				
3- 9	0- 0	0- 0	CONFERENCE	0- 1	0- 2	3- 6				
0- 6	0- 0	0- 0	HOME	0- 1	0- 2	0- 3				
3- 3	0- 0	0- 0	AWAY	0- 0	0- 0	3- 3				
0- 0	0- 0	0- 0	NEUTRAL	0- 0	0- 0	0- 0				

RPI S	Opponent	Score	RPI S	Opponent	Score	RPI S	Opponent	Score	RPI S	Opponent	Score	Team's RPI: 322
45	A Colorado St.	37 60	59	A Purdue	27 95	123	H Northwestern St.	48 53	125	H Central Ark.	57 76	
			61	H Abilene Christian	71 86	133	A Texas Tech	55 70	168	A McNeese St.	68 55	
						207	A UTRGV	47 60	207	H UTRGV	50 68	
						224	H North Texas	55 62	233	A Stephen F. Austin	62 74	
						236	H Sam Houston St.	60 65	261	H Houston	51 67	
						278	A Lamar	49 59	305	A Southeastern La.	70 66	
						323	A Nicholls St.	63 61	323	H Nicholls St.	64 66	
						326	H A&M-Corpus Christi	56 57	341	A New Orleans	49 55	
LAST 12 Division I GAMES:												
125	H Central Ark.	57 76	61	H Abilene Christian	71 86							
233	A Stephen F. Austin	62 74	168	A McNeese St.	68 55							
278	A Lamar	49 59	305	A Southeastern La.	70 66							
323	A Nicholls St.	63 61	123	H Northwestern St.	48 53							
323	H Nicholls St.	64 66	341	A New Orleans	49 55							
326	H A&M-Corpus Christi	56 57	236	H Sam Houston St.	60 65							

Non-Div I Games: LSU-Alexandria 96 59 Howard Payne 78 65 Sul Ross St. 54 35 Trinity (TX) 55 61 Incarnate Word

Loss, Non-Conf, S Site, H Home A Away N Neutral

Indiana

Through Games Of Feb. 15, 2016

Average RPI Win:	138	WON-LOST	WINNING	LAST 10	STRENGTH OF	OPP. STRENGTH	TEAM	ADJ.	CONF.	ADJ CONF.
Average RPI Loss:	46	RECORD	PCT. RANK	GAMES	SCHEDULE	OF SCHEDULE	RPI	RPI	RPI	RPI
DIV. I ONLY	17- 9	90	8- 2	64	18	47	47	4	4	
DIV. I NON-CONF.	8- 4	99	0- 0	80	60	72	72	4	4	
TOTALS	RPI 1-25	RPI 26-50	W-L RECORDS	RPI 51-100	RPI 101-150	RPI 150+				
17- 9	0- 3	2- 3	OVERALL	6- 2	1- 0	8- 1				
12- 0	0- 0	2- 0	HOME	5- 0	1- 0	4- 0				
4- 6	0- 3	0- 0	AWAY	1- 2	0- 0	3- 1				
1- 3	0- 0	0- 3	NEUTRAL	0- 0	0- 0	1- 0				
8- 4	0- 1	0- 3	NON-CONFERENCE	2- 0	1- 0	5- 0				
5- 0	0- 0	0- 0	HOME	2- 0	1- 0	2- 0				
2- 1	0- 1	0- 0	AWAY	0- 0	0- 0	2- 0				
1- 3	0- 0	0- 3	NEUTRAL	0- 0	0- 0	1- 0				
9- 5	0- 2	2- 0	CONFERENCE	4- 2	0- 0	3- 1				
7- 0	0- 0	2- 0	HOME	3- 0	0- 0	2- 0				
2- 5	0- 2	0- 0	AWAY	1- 2	0- 0	1- 1				
0- 0	0- 0	0- 0	NEUTRAL	0- 0	0- 0	0- 0				

RPI 1-25				RPI 26-50				Team's RPI: 47	RPI 51-100				RPI 101+			
RPI	S	Opponent	Score	RPI	S	Opponent	Score		RPI	S	Opponent	Score	RPI	S	Opponent	Score
5	A	Ohio St.	70 97	28	N	Ohio	56 63		57	H	Iowa	79 74	122	H	Samford	65 56
11	A	Maryland	63 86	29	N	Miami (FL)	75 89		59	A	Purdue	53 63	151	A	Wisconsin	69 73
20	A	DePaul	69 84	32	H	Michigan St.	81 65		63	H	Chattanooga	54 43	151	H	Wisconsin	67 57
				37	N	West Virginia	64 75		65	H	Michigan	77 69	158	H	Yale	76 60
				41	H	Rutgers	64 48		69	H	Nebraska	59 47	163	A	Illinois	80 68
									76	A	Minnesota	76 78	163	H	Illinois	68 66
									84	H	Georgia Tech	69 60	232	A	Indiana St.	53 50
									90	A	Northwestern	91 84	265	H	Tennessee St.	88 56
													268	N	Austin Peay	90 58
													328	A	IPFW	79 72
LAST 12 Division I GAMES:																
151	H	Wisconsin	67 57	90	A	Northwestern	91 84									
163	A	Illinois	80 68	163	H	Illinois	68 66									
69	H	Nebraska	59 47	76	A	Minnesota	76 78									
57	H	Iowa	79 74	32	H	Michigan St.	81 65									
11	A	Maryland	63 86	59	A	Purdue	53 63									
41	H	Rutgers	64 48	5	A	Ohio St.	70 97									

Non-Div I Games:

Indiana

■ Loss,
■ Non-Conf,
■ S Site,
■ H Home
■ A Away
N Neutral

Average RPI Win:	251	WON-LOST	WINNING	LAST 10	STRENGTH OF	OPP. STRENGTH	TEAM	ADJ.	CONF.	ADJ CONF.
Average RPI Loss:	143	RECORD	PCT. RANK	GAMES	SCHEDULE	OF SCHEDULE	RPI	RPI	RPI	RPI
DIV. I ONLY	10- 13	207	5- 5	213	232	232	232	21	21	
DIV. I NON-CONF.	4- 7	222	0- 0	199	272	232	232	17	17	
TOTALS	RPI 1-25	RPI 26-50	W-L RECORDS	RPI 51-100	RPI 101-150	RPI 150+				
10- 13	0- 0	0- 1	OVERALL	0- 3	1- 5	9- 4				
7- 5	0- 0	0- 1	HOME	0- 2	1- 1	6- 1				
3- 7	0- 0	0- 0	AWAY	0- 1	0- 4	3- 2				
0- 1	0- 0	0- 0	NEUTRAL	0- 0	0- 0	0- 1				
4- 7	0- 0	0- 1	NON-CONFERENCE	0- 2	0- 1	4- 3				
2- 3	0- 0	0- 1	HOME	0- 1	0- 0	2- 1				
2- 3	0- 0	0- 0	AWAY	0- 1	0- 1	2- 1				
0- 1	0- 0	0- 0	NEUTRAL	0- 0	0- 0	0- 1				
6- 6	0- 0	0- 0	CONFERENCE	0- 1	1- 4	5- 1				
5- 2	0- 0	0- 0	HOME	0- 1	1- 1	4- 0				
1- 4	0- 0	0- 0	AWAY	0- 0	0- 3	1- 1				
0- 0	0- 0	0- 0	NEUTRAL	0- 0	0- 0	0- 0				

RPI S	Opponent	Score	RPI S	Opponent	Score	RPI S	Opponent	Score	RPI S	Opponent	Score	Team's RPI: 232
47	H Indiana	50 53	68	A Central Mich.	65 85	108	A Drake	55 80				
			75	H Saint Louis	52 62	108	H Drake	68 53				
			85	H Missouri St.	51 59	116	A IUPUI	43 68				
						121	A UNI	42 53				
						121	H UNI	45 61				
						145	A Southern Ill.	64 76				
						155	A Northern Ky.	67 73				
						167	H Loyola Chicago	62 48				
						184	A Tulsa	67 63				
						194	H Butler	70 63				
						233	N Stephen F. Austin	62 71				
						276	H Omaha	50 51				
						295	H Wichita St.	59 33				
						296	A UMKC	77 47				
						299	H Bradley	59 37				
						315	A Illinois St.	62 73				
						315	H Illinois St.	63 56				
						320	A Evansville	59 44				
						336	H Eastern Ill.	60 42				
LAST 12 Division I GAMES:												
108	H Drake	68 53	167	H Loyola Chicago	62 48							
121	H UNI	45 61	121	A UNI	42 53							
315	A Illinois St.	62 73	108	A Drake	55 80							
320	A Evansville	59 44	315	H Illinois St.	63 56							
145	A Southern Ill.	64 76	85	H Missouri St.	51 59							
299	H Bradley	59 37	295	H Wichita St.	59 33							

Non-Div I Games:

Indiana St.

■ Loss,
■ Non-Conf,
■ S Site,
■ H Home
■ A Away
N Neutral

Average RPI Win:	239	WON-LOST	WINNING	LAST 10	STRENGTH OF	OPP. STRENGTH	TEAM	ADJ.	CONF.	ADJ CONF.
Average RPI Loss:	113	RECORD	PCT. RANK	GAMES	SCHEDULE	OF SCHEDULE	RPI	RPI	RPI	RPI
DIV. I ONLY	17- 10	97	7- 3	208	179	111	111	23	23	
DIV. I NON-CONF.	4- 7	222	0- 0	91	39	157	157	24	24	
TOTALS	RPI 1-25	RPI 26-50	W-L RECORDS	RPI 51-100	RPI 101-150	RPI 150+				
17- 10	0- 0	0- 3	OVERALL	1- 0	1- 4	15- 3				
8- 1	0- 0	0- 0	HOME	0- 0	1- 1	7- 0				
8- 7	0- 0	0- 2	AWAY	1- 0	0- 3	7- 2				
1- 2	0- 0	0- 1	NEUTRAL	0- 0	0- 0	1- 1				
4- 7	0- 0	0- 3	NON-CONFERENCE	1- 0	1- 3	2- 1				
2- 1	0- 0	0- 0	HOME	0- 0	1- 1	1- 0				
1- 4	0- 0	0- 2	AWAY	1- 0	0- 2	0- 0				
1- 2	0- 0	0- 1	NEUTRAL	0- 0	0- 0	1- 1				
13- 3	0- 0	0- 0	CONFERENCE	0- 0	0- 1	13- 2				
6- 0	0- 0	0- 0	HOME	0- 0	0- 0	6- 0				
7- 3	0- 0	0- 0	AWAY	0- 0	0- 1	7- 2				
0- 0	0- 0	0- 0	NEUTRAL	0- 0	0- 0	0- 0				

RPI S	Opponent	Score	RPI S	Opponent	Score	RPI S	Opponent	Score	RPI S	Opponent	Score	Team's RPI: 111
27	A George Washington	65 70	86	A Saint Joseph's	81 75	101	A North Carolina	52 64				
39	N Southern California	56 76				104	H VCU	58 74				
41	A Rutgers	33 58				107	A Quinnipiac	61 62				
						139	A Stony Brook	53 58				
						140	H ETSU	56 50				
						158	N Yale	48 63				
						183	A Marist	61 62				
						183	H Marist	69 49				
						202	A Canisius	79 76				
						202	H Canisius	79 56				
						212	A Fairfield	56 46				
						217	A Siena	64 51				
						224	H North Texas	62 51				
						227	A Manhattan	56 63				
						227	H Manhattan	67 56				
						274	A Monmouth	64 49				
						274	H Monmouth	68 56				
						286	A Rider	67 48				
						286	H Rider	59 46				
						302	A Niagara	73 52				
						302	H Niagara	73 46				
						312	N Fairleigh Dickinson	77 54				
						333	A Saint Peter's	65 51				
LAST 12 Division I GAMES:												
107	A Quinnipiac	61 62	274	A Monmouth	64 49							
217	A Siena	64 51	302	H Niagara	73 46							
286	A Rider	67 48	227	A Manhattan	56 63							
274	H Monmouth	68 56	183	A Marist	61 62							
202	A Canisius	79 76	202	H Canisius	79 56							
302	A Niagara	73 52	183	H Marist	69 49							

Non-Div I Games:

Iona

■ Loss,
■ Non-Conf,
■ S Site,
■ H Home
■ A Away
N Neutral

Average RPI Win:	136	WON-LOST	WINNING	LAST 10	STRENGTH OF	OPP. STRENGTH	TEAM	ADJ.	CONF.	ADJ CONF.
Average RPI Loss:	53	RECORD	PCT. RANK	GAMES	SCHEDULE	OF SCHEDULE	RPI	RPI	RPI	RPI
DIV. I ONLY	15- 11	126	3- 7	24	52	57	57	4	4	
DIV. I NON-CONF.	10- 2	33	0- 0	63	172	23	23	4	4	
TOTALS	RPI 1-25	RPI 26-50	W-L RECORDS	RPI 51-100	RPI 101-150	RPI 150+				
15- 11	0- 2	1- 4	OVERALL	6- 3	3- 2	5- 0				
8- 4	0- 2	1- 1	HOME	2- 0	2- 1	3- 0				
5- 6	0- 0	0- 2	AWAY	3- 3	1- 1	1- 0				
2- 1	0- 0	0- 1	NEUTRAL	1- 0	0- 0	1- 0				
10- 2	0- 0	0- 1	NON-CONFERENCE	3- 0	3- 1	4- 0				
6- 0	0- 0	0- 0	HOME	1- 0	2- 0	3- 0				
2- 1	0- 0	0- 0	AWAY	1- 0	1- 1	0- 0				
2- 1	0- 0	0- 1	NEUTRAL	1- 0	0- 0	1- 0				
5- 9	0- 2	1- 3	CONFERENCE	3- 3	0- 1	1- 0				
2- 4	0- 2	1- 1	HOME	1- 0	0- 1	0- 0				
3- 5	0- 0	0- 2	AWAY	2- 3	0- 0	1- 0				
0- 0	0- 0	0- 0	NEUTRAL	0- 0	0- 0	0- 0				

RPI	S	Opponent	Score	RPI	S	Opponent	Score	RPI	S	Opponent	Score	RPI	S	Opponent	Score
5	H	Ohio St.	81 98	27	N	George Washington	77 81	59	A	Purdue	73 90	103	A	Iowa St.	66 69
11	H	Maryland	56 76	32	A	Michigan St.	73 80	65	A	Michigan	75 82	108	H	Drake	89 76
				32	H	Michigan St.	69 74	65	H	Michigan	85 69	121	A	UNI	80 65
				41	H	Rutgers	69 65	69	A	Nebraska	74 68	128	H	North Dakota	83 61
				47	A	Indiana	74 79	76	A	Minnesota	76 78	130	H	Penn St.	69 82
								90	A	Northwestern	79 64	151	A	Wisconsin	57 54
								91	A	Virginia	85 73	196	H	Robert Morris	69 50
								94	N	Wright St.	83 77	226	H	Western Ill.	96 81
								96	H	UT Martin	62 56	261	N	Houston	64 50
												299	H	Bradley	60 53
LAST 12 Division I GAMES:															
76	A	Minnesota	76 78	59	A	Purdue	73 90								
5	H	Ohio St.	81 98	130	H	Penn St.	69 82								
32	H	Michigan St.	69 74	32	A	Michigan St.	73 80								
47	A	Indiana	74 79	151	A	Wisconsin	57 54								
90	A	Northwestern	79 64	11	H	Maryland	56 76								
65	H	Michigan	85 69	65	A	Michigan	75 82								

Non-Div I Games:

Iowa

Average RPI Win:	176	WON-LOST	WINNING	LAST 10	STRENGTH OF	OPP. STRENGTH	TEAM	ADJ.	CONF.	ADJ CONF.
Average RPI Loss:	59	RECORD	PCT. RANK	GAMES	SCHEDULE	OF SCHEDULE	RPI	RPI	RPI	RPI
DIV. I ONLY	12- 12	167	2- 8	58	43	103	103	3	3	
DIV. I NON-CONF.	8- 3	77	0- 0	209	187	113	113	3	3	
TOTALS	RPI 1-25	RPI 26-50	W-L RECORDS	RPI 51-100	RPI 101-150	RPI 150+				
12- 12	1- 5	1- 1	OVERALL	1- 3	1- 3	8- 0				
8- 4	1- 3	0- 0	HOME	1- 1	0- 0	6- 0				
3- 6	0- 2	1- 1	AWAY	0- 1	1- 2	1- 0				
1- 2	0- 0	0- 0	NEUTRAL	0- 1	0- 1	1- 0				
8- 3	0- 0	0- 0	NON-CONFERENCE	1- 1	1- 2	6- 0				
6- 0	0- 0	0- 0	HOME	1- 0	0- 0	5- 0				
1- 1	0- 0	0- 0	AWAY	0- 0	1- 1	0- 0				
1- 2	0- 0	0- 0	NEUTRAL	0- 1	0- 1	1- 0				
4- 9	1- 5	1- 1	CONFERENCE	0- 2	0- 1	2- 0				
2- 4	1- 3	0- 0	HOME	0- 1	0- 0	1- 0				
2- 5	0- 2	1- 1	AWAY	0- 1	0- 1	1- 0				
0- 0	0- 0	0- 0	NEUTRAL	0- 0	0- 0	0- 0				

RPI	S	Opponent	Score	RPI	S	Opponent	Score	RPI	S	Opponent	Score	RPI	S	Opponent	Score	Team's RPI: 103
4	H	Baylor	61 77	37	A	West Virginia	47 57	51	N	Duke	48 86	108	A	Drake	70 74	
8	A	Texas	54 75	48	A	Kansas St.	84 79	57	H	Iowa	69 66	121	A	UNI	84 75	
8	H	Texas	49 65					93	A	TCU	69 79	132	N	Idaho	65 97	
17	A	Oklahoma St.	76 79					93	H	TCU	62 72	133	A	Texas Tech	66 69	
17	H	Oklahoma St.	49 42									156	H	Hampton	95 59	
24	H	Oklahoma	71 77									181	H	Southern U.	86 46	
												195	A	Kansas	63 53	
												195	H	Kansas	65 49	
												211	N	Texas St.	83 61	
												272	H	Northern Ariz.	79 63	
												320	H	Alcorn	91 41	
												338	H	Ark.-Pine Bluff	70 41	
LAST 12 Division I GAMES:																
93	A	TCU	69 79	4	H	Baylor	61 77									
37	A	West Virginia	47 57	17	A	Oklahoma St.	76 79									
8	H	Texas	49 65	133	A	Texas Tech	66 69									
195	A	Kansas	63 53	195	H	Kansas	65 49									
24	H	Oklahoma	71 77	8	A	Texas	54 75									
93	H	TCU	62 72	17	H	Oklahoma St.	49 42									

Non-Div I Games:

Iowa St.

Average RPI Win:	314	WON-LOST	WINNING	LAST 10	STRENGTH OF	OPP. STRENGTH	TEAM	ADJ.	CONF.	ADJ CONF.
Average RPI Loss:	212	RECORD	PCT. RANK	GAMES	SCHEDULE	OF SCHEDULE	RPI	RPI	RPI	RPI
DIV. I ONLY	9- 12	215	3- 7	342	344	306	306	32	32	
DIV. I NON-CONF.	3- 5	218	0- 0	335	227	301	301	31	31	
TOTALS	RPI 1-25	RPI 26-50	W-L RECORDS	RPI 51-100	RPI 101-150	RPI 150+				
9- 12	0- 1	0- 0	OVERALL	0- 1	0- 1	9- 9				
5- 5	0- 0	0- 0	HOME	0- 0	0- 0	5- 5				
4- 7	0- 1	0- 0	AWAY	0- 1	0- 1	4- 4				
0- 0	0- 0	0- 0	NEUTRAL	0- 0	0- 0	0- 0				
3- 5	0- 1	0- 0	NON-CONFERENCE	0- 1	0- 1	3- 2				
2- 1	0- 0	0- 0	HOME	0- 0	0- 0	2- 1				
1- 4	0- 1	0- 0	AWAY	0- 1	0- 1	1- 1				
0- 0	0- 0	0- 0	NEUTRAL	0- 0	0- 0	0- 0				
6- 7	0- 0	0- 0	CONFERENCE	0- 0	0- 0	6- 7				
3- 4	0- 0	0- 0	HOME	0- 0	0- 0	3- 4				
3- 3	0- 0	0- 0	AWAY	0- 0	0- 0	3- 3				
0- 0	0- 0	0- 0	NEUTRAL	0- 0	0- 0	0- 0				

RPI 1-25				RPI 26-50				RPI 51-100				RPI 101+ Team's RPI: 306			
RPI	S	Opponent	Score	RPI	S	Opponent	Score	RPI	S	Opponent	Score	RPI	S	Opponent	Score
18	A	Kentucky	24 92					80	A	Tulane	49 92	123	A	Northwestern St.	54 59
												181	A	Southern U.	57 84
												181	H	Southern U.	57 66
												186	H	Grambling	58 79
												238	A	Texas Southern	47 66
												238	H	Texas Southern	36 62
												279	H	Alabama St.	70 69
												280	H	Jacksonville St.	71 65
												290	A	Prairie View	77 67
												290	H	Prairie View	52 62
												305	A	Southeastern La.	79 72
												320	A	Alcorn	73 66
												320	H	Alcorn	79 65
												334	H	Chicago St.	59 76
												335	H	Lipscomb	53 52
												338	A	Ark.-Pine Bluff	66 71
												341	A	New Orleans	68 85
												345	H	Alabama A&M	59 58
												348	A	Mississippi Val.	72 46
LAST 12 Division I GAMES:															
290	A	Prairie View	77 67	186	H	Grambling	58 79								
238	A	Texas Southern	47 66	290	H	Prairie View	52 62								
181	H	Southern U.	57 66	238	H	Texas Southern	36 62								
320	H	Alcorn	79 65	181	A	Southern U.	57 84								
338	A	Ark.-Pine Bluff	66 71	320	A	Alcorn	73 66								
348	A	Mississippi Val.	72 46	345	H	Alabama A&M	59 58								

Non-Div I Games: Fisk 78 58 Blue Mountain 74 52 Mobile 100 57

Jackson St.

Loss, Non-Conf, S Site, H Home A Away N Neutral

Jacksonville

Through Games Of Feb. 15, 2016

Average RPI Win:	284	WON-LOST	WINNING	LAST 10	STRENGTH OF	OPP. STRENGTH	TEAM	ADJ.	CONF.	ADJ CONF.
Average RPI Loss:	115	RECORD	PCT. RANK	GAMES	SCHEDULE	OF SCHEDULE	RPI	RPI	RPI	RPI
DIV. I ONLY	14- 10	125	7- 3	246	264	147	147	29	29	
DIV. I NON-CONF.	6- 7	176	1- 0	232	222	191	191	27	27	
TOTALS	RPI 1-25	RPI 26-50	W-L RECORDS	RPI 51-100	RPI 101-150	RPI 150+				
14- 10	0- 2	0- 1	OVERALL	0- 2	0- 2	14- 3				
7- 1	0- 0	0- 0	HOME	0- 1	0- 0	7- 0				
6- 8	0- 1	0- 1	AWAY	0- 0	0- 1	6- 0				
1- 1	0- 0	0- 0	NEUTRAL	0- 0	0- 0	1- 1				
6- 7	0- 2	0- 1	NON-CONFERENCE	0- 0	0- 2	6- 2				
4- 0	0- 0	0- 0	HOME	0- 0	0- 0	4- 0				
1- 6	0- 2	0- 1	AWAY	0- 0	0- 2	1- 1				
1- 1	0- 0	0- 0	NEUTRAL	0- 0	0- 0	1- 1				
8- 3	0- 0	0- 0	CONFERENCE	0- 2	0- 0	8- 1				
3- 1	0- 0	0- 0	HOME	0- 1	0- 0	3- 0				
5- 2	0- 0	0- 0	AWAY	0- 1	0- 0	5- 1				
0- 0	0- 0	0- 0	NEUTRAL	0- 0	0- 0	0- 0				

RPI 1-25				RPI 26-50				RPI 51-100				RPI 101+ Team's RPI: 147			
RPI	S	Opponent	Score	RPI	S	Opponent	Score	RPI	S	Opponent	Score	RPI	S	Opponent	Score
13	A	Florida St.	60 77	44	A	South Fla.	52 74	60	A	FGCU	39 58	115	A	Wake Forest	51 57
19	A	Syracuse	49 65					60	H	FGCU	55 59	144	A	UT Arlington	54 56
												182	A	Stetson	61 66
												182	H	Stetson	69 49
												204	A	USC Upstate	49 43
												231	N	Dartmouth	51 44
												252	N	Bowling Green	69 72
												259	A	Bethune-Cookman	63 53
												262	A	UNCW	49 51
												269	H	Murray St.	79 54
												288	H	FIU	80 44
												297	A	Kennesaw St.	67 42
												297	H	Kennesaw St.	78 63
												300	H	Savannah St.	65 52
												311	H	South Carolina St.	79 47
												319	A	North Florida	73 39
												335	A	Lipscomb	76 55
												335	H	Lipscomb	81 51
												342	A	NJIT	65 36
LAST 12 Division I GAMES:															
335	A	Lipscomb	76 55	342	A	NJIT	65 36								
297	A	Kennesaw St.	67 42	204	A	USC Upstate	49 43								
60	H	FGCU	55 59	297	H	Kennesaw St.	78 63								
182	A	Stetson	61 66	335	H	Lipscomb	81 51								
60	A	FGCU	39 58	319	A	North Florida	73 39								
182	H	Stetson	69 49	300	H	Savannah St.	65 52								

Non-Div I Games: Edward Waters 90 51 Thomas (GA) 88 50

Jacksonville

Loss, Non-Conf, S Site, H Home A Away N Neutral

Average RPI Win:	287	WON-LOST	WINNING	LAST 10	STRENGTH OF	OPP. STRENGTH	TEAM	ADJ.	CONF.	ADJ CONF.
Average RPI Loss:	187	RECORD	PCT. RANK	GAMES	SCHEDULE	OF SCHEDULE	RPI	RPI	RPI	RPI
DIV. I ONLY	9- 15	245	4- 6	304	291	280	280	24	24	
DIV. I NON-CONF.	4- 7	222	0- 0	297	337	277	277	23	23	
TOTALS	RPI 1-25	RPI 26-50	W-L RECORDS	RPI 51-100	RPI 101-150	RPI 150+				
9- 15	0- 0	0- 0	OVERALL	0- 2	0- 5	9- 8				
6- 4	0- 0	0- 0	HOME	0- 1	0- 2	6- 1				
3- 11	0- 0	0- 0	AWAY	0- 1	0- 3	3- 7				
0- 0	0- 0	0- 0	NEUTRAL	0- 0	0- 0	0- 0				
4- 7	0- 0	0- 0	NON-CONFERENCE	0- 1	0- 3	4- 3				
3- 1	0- 0	0- 0	HOME	0- 0	0- 1	3- 0				
1- 6	0- 0	0- 0	AWAY	0- 1	0- 2	1- 3				
0- 0	0- 0	0- 0	NEUTRAL	0- 0	0- 0	0- 0				
5- 8	0- 0	0- 0	CONFERENCE	0- 1	0- 2	5- 5				
3- 3	0- 0	0- 0	HOME	0- 1	0- 1	3- 1				
2- 5	0- 0	0- 0	AWAY	0- 0	0- 1	2- 4				
0- 0	0- 0	0- 0	NEUTRAL	0- 0	0- 0	0- 0				

RPI 1-25				RPI 26-50				RPI 51-100				RPI 101+ Team's RPI: 280					
RPI	S	Opponent	Score	RPI	S	Opponent	Score	RPI	S	Opponent	Score	RPI	S	Opponent	Score		
								59	A	Purdue	48	67	102	A	Belmont	42	56
								96	H	UT Martin	53	63	102	H	Belmont	32	44
													109	A	Memphis	55	70
													120	A	Mercer	39	46
													122	H	Samford	39	50
													166	H	SIUE	57	62
													198	A	Eastern Ky.	56	54
													199	A	Southeast Mo. St.	47	61
													265	H	Tennessee St.	69	55
													268	A	Austin Peay	59	61
													269	A	Murray St.	74	71
													275	A	Tennessee Tech	49	51
													275	H	Tennessee Tech	55	46
													277	A	Ga. Southern	56	60
													297	H	Kennesaw St.	61	52
													298	A	Morehead St.	63	67
													300	H	Savannah St.	50	35
													306	A	Jackson St.	65	71
													307	A	Wofford	54	66
													320	H	Alcorn	67	65
													323	A	Nicholls St.	63	49
													336	H	Eastern Ill.	60	52
LAST 12 Division I GAMES:																	
275	A	Tennessee Tech	49	51	102	H	Belmont	32	44								
102	A	Belmont	42	56	96	H	UT Martin	53	63								
275	H	Tennessee Tech	55	46	199	A	Southeast Mo. St.	47	61								
265	H	Tennessee St.	69	55	269	A	Murray St.	74	71								
198	A	Eastern Ky.	56	54	268	A	Austin Peay	59	61								
298	A	Morehead St.	63	67	336	H	Eastern Ill.	60	52								

Non-Div I Games: Tuskegee 74 47

Jacksonville St.

Average RPI Win:	171	WON-LOST	WINNING	LAST 10	STRENGTH OF	OPP. STRENGTH	TEAM	ADJ.	CONF.	ADJ CONF.
Average RPI Loss:	61	RECORD	PCT. RANK	GAMES	SCHEDULE	OF SCHEDULE	RPI	RPI	RPI	RPI
DIV. I ONLY	18- 5	36	10- 0	86	92	35	35	13	13	
DIV. I NON-CONF.	7- 4	110	0- 0	89	42	79	79	12	12	
TOTALS	RPI 1-25	RPI 26-50	W-L RECORDS	RPI 51-100	RPI 101-150	RPI 150+				
18- 5	0- 2	0- 2	OVERALL	6- 0	0- 0	12- 1				
11- 0	0- 0	0- 0	HOME	3- 0	0- 0	8- 0				
7- 3	0- 1	0- 1	AWAY	3- 0	0- 0	4- 1				
0- 2	0- 1	0- 1	NEUTRAL	0- 0	0- 0	0- 0				
7- 4	0- 2	0- 2	NON-CONFERENCE	1- 0	0- 0	6- 0				
5- 0	0- 0	0- 0	HOME	1- 0	0- 0	4- 0				
2- 2	0- 1	0- 1	AWAY	0- 0	0- 0	2- 0				
0- 2	0- 1	0- 1	NEUTRAL	0- 0	0- 0	0- 0				
11- 1	0- 0	0- 0	CONFERENCE	5- 0	0- 0	6- 1				
6- 0	0- 0	0- 0	HOME	2- 0	0- 0	4- 0				
5- 1	0- 0	0- 0	AWAY	3- 0	0- 0	2- 1				
0- 0	0- 0	0- 0	NEUTRAL	0- 0	0- 0	0- 0				

RPI 1-25				RPI 26-50				Team's RPI: 35	RPI 51-100				RPI 101+			
RPI	S	Opponent	Score	RPI	S	Opponent	Score		RPI	S	Opponent	Score	RPI	S	Opponent	Score
4	N	Baylor	63 77	37	N	West Virginia	62 69		67	A	Hofstra	71 54	154	H	Davidson	87 45
10	A	UCLA	61 90	40	A	St. Bonaventure	45 56		67	H	Hofstra	57 42	156	A	Hampton	68 56
									88	A	Drexel	59 55	172	A	Northeastern	61 52
									88	H	Drexel	67 56	172	H	Northeastern	85 62
									92	A	Elon	81 76	173	H	Delaware	75 55
									99	H	Liberty	72 56	201	H	Col. of Charleston	83 61
													205	A	Richmond	73 47
													216	A	William & Mary	59 65
													225	H	Morgan St.	92 31
													248	H	American	74 45
													262	H	UNCW	60 40
													284	A	Towson	64 57
													318	H	Longwood	88 30
LAST 12 Division I GAMES:																
67	H	Hofstra	57 42	284	A	Towson	64 57									
88	A	Drexel	59 55	172	H	Northeastern	85 62									
172	A	Northeastern	61 52	88	H	Drexel	67 56									
67	A	Hofstra	71 54	92	A	Elon	81 76									
262	H	UNCW	60 40	201	H	Col. of Charleston	83 61									
173	H	Delaware	75 55	216	A	William & Mary	59 65									

Non-Div I Games:

James Madison

Kansas

Through Games Of Feb. 15, 2016

Average RPI Win:	199	WON-LOST	WINNING	LAST 10	STRENGTH OF	OPP. STRENGTH	TEAM	ADJ.	CONF.	ADJ CONF.
Average RPI Loss:	73	RECORD	PCT. RANK	GAMES	SCHEDULE	OF SCHEDULE	RPI	RPI	RPI	RPI
DIV. I ONLY	5- 19	310	0- 10	18	51	195	195	3	3	
DIV. I NON-CONF.	5- 6	180	0- 0	193	196	236	236	3	3	
TOTALS	RPI 1-25	RPI 26-50	W-L RECORDS	RPI 51-100	RPI 101-150	RPI 150+				
5- 19	0- 6	0- 5	OVERALL	0- 1	2- 5	3- 2				
4- 10	0- 3	0- 3	HOME	0- 1	2- 2	2- 1				
0- 9	0- 3	0- 2	AWAY	0- 0	0- 3	0- 1				
1- 0	0- 0	0- 0	NEUTRAL	0- 0	0- 0	1- 0				
5- 6	0- 0	0- 1	NON-CONFERENCE	0- 1	2- 2	3- 2				
4- 4	0- 0	0- 1	HOME	0- 1	2- 1	2- 1				
0- 2	0- 0	0- 0	AWAY	0- 0	0- 1	0- 1				
1- 0	0- 0	0- 0	NEUTRAL	0- 0	0- 0	1- 0				
0- 13	0- 6	0- 4	CONFERENCE	0- 0	0- 3	0- 0				
0- 6	0- 3	0- 2	HOME	0- 0	0- 1	0- 0				
0- 7	0- 3	0- 2	AWAY	0- 0	0- 2	0- 0				
0- 0	0- 0	0- 0	NEUTRAL	0- 0	0- 0	0- 0				

RPI	S	Opponent	Score	RPI	S	Opponent	Score	RPI	S	Opponent	Score	RPI	S	Opponent	Score	Team's RPI: 195
4	A	Baylor	49 81	37	A	West Virginia	35 72	73	H	Washington St.	53 66	103	A	Iowa St.	49 65	
4	H	Baylor	40 58	37	H	West Virginia	45 65					103	H	Iowa St.	53 63	
8	A	Texas	46 70	42	H	St. John's (NY)	71 86					109	H	Memphis	72 63	
8	H	Texas	38 75	48	A	Kansas St.	67 81					112	A	Arizona	52 67	
17	H	Oklahoma St.	46 74	48	H	Kansas St.	46 59					133	A	Texas Tech	44 54	
24	A	Oklahoma	44 67									138	H	Oral Roberts	63 70	
												141	H	Creighton	67 54	
												159	A	SMU	64 73	
												238	H	Texas Southern	72 65	
												250	H	Navy	61 54	
												258	N	Northern Ill.	66 58	
												296	H	UMKC	44 47	
LAST 12 Division I GAMES:																
48	A	Kansas St.	67 81	48	H	Kansas St.	46 59									
4	A	Baylor	49 81	37	A	West Virginia	35 72									
103	H	Iowa St.	53 63	8	H	Texas	38 75									
133	A	Texas Tech	44 54	103	A	Iowa St.	49 65									
8	A	Texas	46 70	4	H	Baylor	40 58									
17	H	Oklahoma St.	46 74	37	H	West Virginia	45 65									

Non-Div I Games:

Kansas

Loss, Non-Conf, S Site, H Home A Away N Neutral

Average RPI Win:	155	WON-LOST	WINNING	LAST 10	STRENGTH OF	OPP. STRENGTH	TEAM	ADJ.	CONF.	ADJ CONF.
Average RPI Loss:	39	RECORD	PCT. RANK	GAMES	SCHEDULE	OF SCHEDULE	RPI	RPI	RPI	RPI
DIV. I ONLY	16- 8	83	6- 4	32	60	48	48	3	3	
DIV. I NON-CONF.	10- 1	19	0- 0	61	255	13	13	3	3	
TOTALS	RPI 1-25	RPI 26-50	W-L RECORDS	RPI 51-100	RPI 101-150	RPI 150+				
16- 8	2- 4	0- 2	OVERALL	3- 1	2- 1	9- 0				
12- 3	2- 1	0- 1	HOME	3- 0	1- 1	6- 0				
4- 5	0- 3	0- 1	AWAY	0- 1	1- 0	3- 0				
0- 0	0- 0	0- 0	NEUTRAL	0- 0	0- 0	0- 0				
10- 1	0- 1	0- 0	NON-CONFERENCE	2- 0	1- 0	7- 0				
8- 0	0- 0	0- 0	HOME	2- 0	1- 0	5- 0				
2- 1	0- 1	0- 0	AWAY	0- 0	0- 0	2- 0				
0- 0	0- 0	0- 0	NEUTRAL	0- 0	0- 0	0- 0				
6- 7	2- 3	0- 2	CONFERENCE	1- 1	1- 1	2- 0				
4- 3	2- 1	0- 1	HOME	1- 0	0- 1	1- 0				
2- 4	0- 2	0- 1	AWAY	0- 1	1- 0	1- 0				
0- 0	0- 0	0- 0	NEUTRAL	0- 0	0- 0	0- 0				

RPI 1-25				RPI 26-50				Team's RPI: 48	RPI 51-100				RPI 101+			
RPI	S	Opponent	Score	RPI	S	Opponent	Score		RPI	S	Opponent	Score	RPI	S	Opponent	Score
2	A	UConn	57 97	37	A	West Virginia	44 64		61	H	Abilene Christian	76 45	103	H	Iowa St.	79 84
4	A	Baylor	52 87	37	H	West Virginia	53 72		79	H	South Dakota	84 81	133	A	Texas Tech	65 53
8	H	Texas	51 66						93	A	TCU	73 87	144	H	UT Arlington	61 41
17	H	Oklahoma St.	47 44						93	H	TCU	58 49	171	H	Fla. Atlantic	102 53
24	A	Oklahoma	58 68										181	H	Southern U.	59 47
24	H	Oklahoma	87 71										184	A	Tulsa	75 67
													195	A	Kansas	59 46
													195	H	Kansas	81 67
													207	H	UTRGV	61 43
													226	H	Western Ill.	84 45
													236	H	Sam Houston St.	78 50
													334	A	Chicago St.	63 54
LAST 12 Division I GAMES:																
195	H	Kansas	81 67	195	A	Kansas	59 46									
24	H	Oklahoma	87 71	93	H	TCU	58 49									
37	A	West Virginia	44 64	17	H	Oklahoma St.	47 44									
4	A	Baylor	52 87	24	A	Oklahoma	58 68									
8	H	Texas	51 66	37	H	West Virginia	53 72									
133	A	Texas Tech	65 53	93	A	TCU	73 87									

Non-Div I Games:

Kansas St.

Average RPI Win: 310	WON-LOST	WINNING	LAST 10	STRENGTH OF	OPP. STRENGTH	TEAM	ADJ.	CONF.	ADJ CONF.
Average RPI Loss: 182	RECORD	PCT. RANK	GAMES	SCHEDULE	OF SCHEDULE	RPI	RPI	RPI	RPI
DIV. I ONLY	9- 16	251	4- 6	299	307	297	297	29	29
DIV. I NON-CONF.	4- 10	253	0- 1	259	327	308	308	27	27
TOTALS	RPI 1-25	RPI 26-50	W-L RECORDS	RPI 51-100	RPI 101-150	RPI 150+			
9- 16	0- 1	0- 1	OVERALL	0- 1	0- 4	9- 9			
7- 6	0- 0	0- 0	HOME	0- 1	0- 2	7- 3			
2- 10	0- 1	0- 1	AWAY	0- 0	0- 2	2- 6			
0- 0	0- 0	0- 0	NEUTRAL	0- 0	0- 0	0- 0			
4- 10	0- 1	0- 1	NON-CONFERENCE	0- 0	0- 2	4- 6			
4- 2	0- 0	0- 0	HOME	0- 0	0- 1	4- 1			
0- 8	0- 1	0- 1	AWAY	0- 0	0- 1	0- 5			
0- 0	0- 0	0- 0	NEUTRAL	0- 0	0- 0	0- 0			
5- 6	0- 0	0- 0	CONFERENCE	0- 1	0- 2	5- 3			
3- 4	0- 0	0- 0	HOME	0- 1	0- 1	3- 2			
2- 2	0- 0	0- 0	AWAY	0- 0	0- 1	2- 1			
0- 0	0- 0	0- 0	NEUTRAL	0- 0	0- 0	0- 0			

RPI 1-25				RPI 26-50				RPI 51-100				RPI 101+ Team's RPI: 297			
RPI	S	Opponent	Score	RPI	S	Opponent	Score	RPI	S	Opponent	Score	RPI	S	Opponent	Score
22	A	Florida	57 84	26	A	Georgia	34 89	60	H	FGCU	47 78	120	H	Mercer	61 72
												137	A	Xavier	59 62
												147	A	Jacksonville	63 78
												147	H	Jacksonville	42 67
												182	H	Stetson	54 57
												204	A	USC Upstate	57 66
												204	H	USC Upstate	53 61
												213	A	Gardner-Webb	56 70
												223	H	Presbyterian	49 47
												268	H	Austin Peay	73 65
												271	H	Georgia St.	62 66
												280	A	Jacksonville St.	52 61
												294	A	Florida A&M	67 69
												298	A	Morehead St.	77 83
												301	H	Western Caro.	65 53
												307	A	Wofford	59 70
												319	A	North Florida	70 55
												319	H	North Florida	76 54
												335	H	Lipscomb	55 54
												341	H	New Orleans	60 53
												342	A	NJIT	82 77
												342	H	NJIT	64 48
LAST 12 Division I GAMES:															
319	H	North Florida	76 54	60	H	FGCU	47 78	182	H	Stetson	54 57				
147	H	Jacksonville	42 67	147	A	Jacksonville	63 78	319	A	North Florida	70 55				
204	H	USC Upstate	53 61	342	A	NJIT	82 77	335	H	Lipscomb	55 54				
342	A	NJIT	82 77	204	A	USC Upstate	57 66	307	A	Wofford	59 70				
204	A	USC Upstate	57 66	342	H	NJIT	64 48								
342	H	NJIT	64 48												

Non-Div I Games: Thomas (GA) 70 41

Kennesaw St.

Loss, Non-Conf, S Site, H Home A Away N Neutral

Average RPI Win:	235	WON-LOST	WINNING	LAST 10	STRENGTH OF	OPP. STRENGTH	TEAM	ADJ.	CONF.	ADJ CONF.
Average RPI Loss:	159	RECORD	PCT. RANK	GAMES	SCHEDULE	OF SCHEDULE	RPI	RPI	RPI	RPI
DIV. I ONLY	4- 17	316	2- 8	202	176	317	317	11	11	
DIV. I NON-CONF.	2- 7	280	0- 0	324	273	344	344	13	13	
TOTALS	RPI 1-25	RPI 26-50	W-L RECORDS	RPI 51-100	RPI 101-150	RPI 150+				
4- 17	0- 0	0- 1	OVERALL	1- 3	0- 7	3- 6				
4- 8	0- 0	0- 1	HOME	1- 2	0- 3	3- 2				
0- 9	0- 0	0- 0	AWAY	0- 1	0- 4	0- 4				
0- 0	0- 0	0- 0	NEUTRAL	0- 0	0- 0	0- 0				
2- 7	0- 0	0- 0	NON-CONFERENCE	0- 2	0- 1	2- 4				
2- 4	0- 0	0- 0	HOME	0- 2	0- 0	2- 2				
0- 3	0- 0	0- 0	AWAY	0- 0	0- 1	0- 2				
0- 0	0- 0	0- 0	NEUTRAL	0- 0	0- 0	0- 0				
2- 10	0- 0	0- 1	CONFERENCE	1- 1	0- 6	1- 2				
2- 4	0- 0	0- 1	HOME	1- 0	0- 3	1- 0				
0- 6	0- 0	0- 0	AWAY	0- 1	0- 3	0- 2				
0- 0	0- 0	0- 0	NEUTRAL	0- 0	0- 0	0- 0				

RPI S	Opponent	Score	RPI S	Opponent	Score	RPI S	Opponent	Score	RPI S	Opponent	Score	Team's RPI: 317
			28	H Ohio	54 93	68	A Central Mich.	61 81	105	A Youngstown St.	61 91	
						76	H Minnesota	73 85	106	A Eastern Mich.	51 72	
						81	H Ball St.	59 50	114	A Toledo	67 73	
						94	H Wright St.	68 73	114	H Toledo	64 67	
									117	A Western Mich.	52 73	
									117	H Western Mich.	53 65	
									134	H Buffalo	66 77	
									193	H Brown	57 62	
									252	A Bowling Green	49 71	
									258	H Northern Ill.	95 85	
									264	A Miami (OH)	52 55	
									291	H Colgate	76 71	
									293	H Cleveland St.	49 60	
									299	A Bradley	60 68	
									309	H North Dakota St.	75 54	
									328	A IPFW	68 86	
LAST 12 Division I GAMES:												
			81	H Ball St.	59 50	28	H Ohio	54 93				
			114	H Toledo	64 67	106	A Eastern Mich.	51 72				
			264	A Miami (OH)	52 55	117	A Western Mich.	52 73				
			117	H Western Mich.	53 65	134	H Buffalo	66 77				
			258	H Northern Ill.	95 85	114	A Toledo	67 73				
			252	A Bowling Green	49 71	68	A Central Mich.	61 81				

Non-Div I Games: Malone 73 59

Kent St.

■ Loss,
 ■ Non-Conf,
 ■ S Site,
 ■ H Home
 ■ A Away
 N Neutral

Kentucky

Through Games Of Feb. 15, 2016

Average RPI Win: 125		WON-LOST	WINNING	LAST 10	STRENGTH OF	OPP. STRENGTH	TEAM	ADJ.	CONF.	ADJ CONF.
Average RPI Loss: 52		RECORD	PCT. RANK	GAMES	SCHEDULE	OF SCHEDULE	RPI	RPI	RPI	RPI
DIV. I ONLY		17- 6	53	5- 5	22	20	18	18	2	2
DIV. I NON-CONF.		11- 0	1	0- 0	116	63	8	8	2	2
TOTALS		RPI 1-25	RPI 26-50		W-L RECORDS		RPI 51-100	RPI 101-150	RPI 150+	
17- 6	3- 3	2- 1		OVERALL		3- 1	3- 0	6- 1		
12- 2	2- 1	1- 0		HOME		1- 1	3- 0	5- 0		
5- 4	1- 2	1- 1		AWAY		2- 0	0- 0	1- 1		
0- 0	0- 0	0- 0		NEUTRAL		0- 0	0- 0	0- 0		
11- 0	2- 0	0- 0		NON-CONFERENCE		2- 0	1- 0	6- 0		
8- 0	1- 0	0- 0		HOME		1- 0	1- 0	5- 0		
3- 0	1- 0	0- 0		AWAY		1- 0	0- 0	1- 0		
0- 0	0- 0	0- 0		NEUTRAL		0- 0	0- 0	0- 0		
6- 6	1- 3	2- 1		CONFERENCE		1- 1	2- 0	0- 1		
4- 2	1- 1	1- 0		HOME		0- 1	2- 0	0- 0		
2- 4	0- 2	1- 1		AWAY		1- 0	0- 0	0- 1		
0- 0	0- 0	0- 0		NEUTRAL		0- 0	0- 0	0- 0		

RPI	S	Opponent	Score	RPI	S	Opponent	Score	RPI	S	Opponent	Score	RPI	S	Opponent	Score
3	A	South Carolina	68 78	26	A	Georgia	64 53	51	H	Duke	71 61	106	H	Eastern Mich.	89 67
3	H	South Carolina	62 73	49	A	Auburn	61 66	71	A	Vanderbilt	71 55	124	H	LSU	70 58
7	A	Arizona St.	68 64	49	H	Auburn	54 47	71	H	Vanderbilt	69 71	146	H	Alabama	73 48
15	H	Tennessee	64 63					74	A	Middle Tenn.	68 52	155	A	Northern Ky.	84 65
16	H	Louisville	72 54									162	A	Ole Miss	65 73
22	A	Florida	79 85									178	H	Colorado	86 61
												242	H	Rice	72 39
												265	H	Tennessee St.	81 39
												298	H	Morehead St.	112 57
												306	H	Jackson St.	92 24
LAST 12 Division I GAMES:															
71	A	Vanderbilt	71 55	162	A	Ole Miss	65 73								
124	H	LSU	70 58	49	H	Auburn	54 47								
3	A	South Carolina	68 78	3	H	South Carolina	62 73								
22	A	Florida	79 85	26	A	Georgia	64 53								
71	H	Vanderbilt	69 71	146	H	Alabama	73 48								
15	H	Tennessee	64 63	49	A	Auburn	61 66								

Non-Div I Games:

Kentucky

■ Loss,
 ■ Non-Conf, S Site,
 ■ Home
 ■ Away
 N Neutral

Average RPI Win:	313	WON-LOST	WINNING	LAST 10	STRENGTH OF	OPP. STRENGTH	TEAM	ADJ.	CONF.	ADJ CONF.
Average RPI Loss:	234	RECORD	PCT. RANK	GAMES	SCHEDULE	OF SCHEDULE	RPI	RPI	RPI	RPI
DIV. I ONLY	8- 17	266	4- 6	333	349	325	325	30	30	
DIV. I NON-CONF.	2- 9	296	0- 0	300	318	328	328	32	32	
TOTALS	RPI 1-25	RPI 26-50	W-L RECORDS	RPI 51-100	RPI 101-150	RPI 150+				
8- 17	0- 1	0- 0	OVERALL	0- 0	0- 2	8- 14				
2- 10	0- 1	0- 0	HOME	0- 0	0- 0	2- 9				
6- 5	0- 0	0- 0	AWAY	0- 0	0- 2	6- 3				
0- 2	0- 0	0- 0	NEUTRAL	0- 0	0- 0	0- 2				
2- 9	0- 1	0- 0	NON-CONFERENCE	0- 0	0- 2	2- 6				
0- 5	0- 1	0- 0	HOME	0- 0	0- 0	0- 4				
2- 2	0- 0	0- 0	AWAY	0- 0	0- 2	2- 0				
0- 2	0- 0	0- 0	NEUTRAL	0- 0	0- 0	0- 2				
6- 8	0- 0	0- 0	CONFERENCE	0- 0	0- 0	6- 8				
2- 5	0- 0	0- 0	HOME	0- 0	0- 0	2- 5				
4- 3	0- 0	0- 0	AWAY	0- 0	0- 0	4- 3				
0- 0	0- 0	0- 0	NEUTRAL	0- 0	0- 0	0- 0				

RPI 1-25			RPI 26-50			RPI 51-100			RPI 101+ Team's RPI: 325		
RPI	S	Opponent	Score	RPI	S	Opponent	Score	RPI	S	Opponent	Score
13	H	Florida St.	42 78					134	A	Buffalo	38 55
								139	A	Stony Brook	54 71
								196	H	Robert Morris	49 52
								221	H	Columbia	74 84
								235	A	Bryant	55 63
								236	H	Sam Houston St.	56 63
								237	A	Sacred Heart	47 71
								237	H	Sacred Heart	53 62
								250	A	Navy	68 66
								259	N	Bethune-Cookman	55 68
								263	H	Saint Francis (PA)	75 84
								264	N	Miami (OH)	49 68
								266	A	Central Conn. St.	59 45
								266	H	Central Conn. St.	57 65
								291	H	Colgate	53 63
								312	A	Fairleigh Dickinson	58 75
								312	H	Fairleigh Dickinson	65 62
								316	A	Howard	89 72
								339	A	Mt. St. Mary's	61 51
								339	H	Mt. St. Mary's	53 50
								340	A	St. Francis Brooklyn	65 62
								340	H	St. Francis Brooklyn	51 71
								342	H	NJIT	44 53
								344	A	Wagner	73 63
LAST 12 Division I GAMES:											
266	H	Central Conn. St.	57 65	312	A	Fairleigh Dickinson	58 75				
340	A	St. Francis Brooklyn	65 62	340	H	St. Francis Brooklyn	51 71				
237	A	Sacred Heart	47 71	344	A	Wagner	73 63				
339	H	Mt. St. Mary's	53 50	235	A	Bryant	55 63				
237	H	Sacred Heart	53 62	196	H	Robert Morris	49 52				
312	H	Fairleigh Dickinson	65 62	263	H	Saint Francis (PA)	75 84				

Non-Div I Games:

LIU Brooklyn

■ Loss,
 ■ Non-Conf,
 ■ S Site,
 ■ H Home
 ■ A Away
 N Neutral

Average RPI Win:	180	WON-LOST	WINNING	LAST 10	STRENGTH OF	OPP. STRENGTH	TEAM	ADJ.	CONF.	ADJ CONF.
Average RPI Loss:	61	RECORD	PCT. RANK	GAMES	SCHEDULE	OF SCHEDULE	RPI	RPI	RPI	RPI
DIV. I ONLY	8- 17	266	1- 9	6	69	124	124	2	2	
DIV. I NON-CONF.	6- 7	176	0- 0	25	182	114	114	2	2	
TOTALS	RPI 1-25	RPI 26-50	W-L RECORDS	RPI 51-100	RPI 101-150	RPI 150+				
8- 17	0- 5	1- 4	OVERALL	0- 4	2- 4	5- 0				
5- 6	0- 2	0- 2	HOME	0- 0	1- 2	4- 0				
2- 9	0- 3	1- 2	AWAY	0- 2	1- 2	0- 0				
1- 2	0- 0	0- 0	NEUTRAL	0- 2	0- 0	1- 0				
6- 7	0- 1	0- 1	NON-CONFERENCE	0- 3	2- 2	4- 0				
4- 1	0- 0	0- 0	HOME	0- 0	1- 1	3- 0				
1- 4	0- 1	0- 1	AWAY	0- 1	1- 1	0- 0				
1- 2	0- 0	0- 0	NEUTRAL	0- 2	0- 0	1- 0				
2- 10	0- 4	1- 3	CONFERENCE	0- 1	0- 2	1- 0				
1- 5	0- 2	0- 2	HOME	0- 0	0- 1	1- 0				
1- 5	0- 2	1- 1	AWAY	0- 1	0- 1	0- 0				
0- 0	0- 0	0- 0	NEUTRAL	0- 0	0- 0	0- 0				

RPI	S	Opponent	Score	RPI	S	Opponent	Score	RPI	S	Opponent	Score	RPI	S	Opponent	Score	Team's RPI: 124
2	A	UConn	40 86	26	A	Georgia	53 46	59	N	Purdue	52 69	115	A	Wake Forest	57 60	
14	H	Texas A&M	35 53	26	H	Georgia	47 58	71	A	Vanderbilt	42 58	122	H	Samford	44 47	
18	A	Kentucky	58 70	33	A	Missouri	46 52	77	N	Maine	41 52	131	H	Arkansas	44 48	
22	A	Florida	45 53	41	A	Rutgers	57 69	80	A	Tulane	63 67	135	A	Little Rock	57 51	
25	H	Mississippi St.	52 71	49	H	Auburn	53 63					146	A	Alabama	45 62	
LAST 12 Division I GAMES:																
26	H	Georgia	47 58	131	H	Arkansas	44 48									
18	A	Kentucky	58 70	22	A	Florida	45 53									
25	H	Mississippi St.	52 71	71	A	Vanderbilt	42 58									
49	H	Auburn	53 63	14	H	Texas A&M	35 53									
33	A	Missouri	46 52	162	H	Ole Miss	76 57									
26	A	Georgia	53 46	146	A	Alabama	45 62									

Non-Div I Games:

LSU

■ Loss,
■ Non-Conf,
■ S Site,
■ H Home
■ A Away
N Neutral

Average RPI Win:	294	WON-LOST	WINNING	LAST 10	STRENGTH OF	OPP. STRENGTH	TEAM	ADJ.	CONF.	ADJ CONF.
Average RPI Loss:	129	RECORD	PCT. RANK	GAMES	SCHEDULE	OF SCHEDULE	RPI	RPI	RPI	RPI
DIV. I ONLY	4- 21	325	1- 9	146	136	282	282	7	7	
DIV. I NON-CONF.	3- 10	277	0- 1	142	261	246	246	8	8	
TOTALS	RPI 1-25	RPI 26-50	W-L RECORDS	RPI 51-100	RPI 101-150	RPI 150+				
4- 21	0- 0	0- 3	OVERALL	0- 5	0- 2	4- 11				
1- 10	0- 0	0- 1	HOME	0- 3	0- 1	1- 5				
2- 10	0- 0	0- 2	AWAY	0- 2	0- 1	2- 5				
1- 1	0- 0	0- 0	NEUTRAL	0- 0	0- 0	1- 1				
3- 10	0- 0	0- 2	NON-CONFERENCE	0- 2	0- 1	3- 5				
0- 5	0- 0	0- 1	HOME	0- 2	0- 0	0- 2				
2- 4	0- 0	0- 1	AWAY	0- 0	0- 1	2- 2				
1- 1	0- 0	0- 0	NEUTRAL	0- 0	0- 0	1- 1				
1- 11	0- 0	0- 1	CONFERENCE	0- 3	0- 1	1- 6				
1- 5	0- 0	0- 0	HOME	0- 1	0- 1	1- 3				
0- 6	0- 0	0- 1	AWAY	0- 2	0- 0	0- 3				
0- 0	0- 0	0- 0	NEUTRAL	0- 0	0- 0	0- 0				

RPI 1-25				RPI 26-50				RPI 51-100				RPI 101+ Team's RPI: 282			
RPI	S	Opponent	Score	RPI	S	Opponent	Score	RPI	S	Opponent	Score	RPI	S	Opponent	Score
				27	A	George Washington	59 83	52	H	Dayton	51 67	104	H	VCU	76 84
				29	A	Miami (FL)	58 86	54	H	Villanova	56 67	115	A	Wake Forest	53 61
				36	H	Penn	68 78	64	H	Temple	48 77	154	H	Davidson	58 66
								75	A	Saint Louis	70 79	164	A	George Mason	70 79
								86	A	Saint Joseph's	55 64	165	A	Fordham	44 54
												170	A	UMBC	29 60
												185	N	Milwaukee	53 69
												191	A	Rhode Island	52 62
												191	H	Rhode Island	61 72
												196	H	Robert Morris	45 76
												205	H	Richmond	43 60
												212	A	Fairfield	59 62
												224	H	North Texas	63 69
												240	H	Massachusetts	66 57
												274	A	Monmouth	65 50
												316	A	Howard	71 68
												346	N	Norfolk St.	67 59
LAST 12 Division I GAMES:															
				165	A	Fordham	44 54	75	A	Saint Louis	70 79				
				240	H	Massachusetts	66 57	36	H	Penn	68 78				
				104	H	VCU	76 84	191	H	Rhode Island	61 72				
				191	A	Rhode Island	52 62	27	A	George Washington	59 83				
				86	A	Saint Joseph's	55 64	164	A	George Mason	70 79				
				52	H	Dayton	51 67	154	H	Davidson	58 66				

Non-Div I Games:

La Salle

■ Loss,
 ■ Non-Conf,
 ■ S Site,
 ■ H Home
 ■ A Away
 N Neutral

La.-Lafayette

Through Games Of Feb. 15, 2016

Average RPI Win:	225	WON-LOST	WINNING	LAST 10	STRENGTH OF	OPP. STRENGTH	TEAM	ADJ.	CONF.	ADJ CONF.
Average RPI Loss:	161	RECORD	PCT. RANK	GAMES	SCHEDULE	OF SCHEDULE	RPI	RPI	RPI	RPI
DIV. I ONLY	14- 7	83	6- 4	279	185	149	149	16	16	
DIV. I NON-CONF.	5- 2	86	0- 0	329	198	152	152	14	14	
TOTALS	RPI 1-25	RPI 26-50	W-L RECORDS	RPI 51-100	RPI 101-150	RPI 150+				
14- 7	0- 0	0- 2	OVERALL	0- 0	3- 1	11- 4				
7- 3	0- 0	0- 1	HOME	0- 0	1- 1	6- 1				
5- 4	0- 0	0- 1	AWAY	0- 0	1- 0	4- 3				
2- 0	0- 0	0- 0	NEUTRAL	0- 0	1- 0	1- 0				
5- 2	0- 0	0- 0	NON-CONFERENCE	0- 0	1- 0	4- 2				
2- 0	0- 0	0- 0	HOME	0- 0	0- 0	2- 0				
1- 2	0- 0	0- 0	AWAY	0- 0	0- 0	1- 2				
2- 0	0- 0	0- 0	NEUTRAL	0- 0	1- 0	1- 0				
9- 5	0- 0	0- 2	CONFERENCE	0- 0	2- 1	7- 2				
5- 3	0- 0	0- 1	HOME	0- 0	1- 1	4- 1				
4- 2	0- 0	0- 1	AWAY	0- 0	1- 0	3- 1				
0- 0	0- 0	0- 0	NEUTRAL	0- 0	0- 0	0- 0				

RPI 1-25				RPI 26-50				RPI 51-100				RPI 101+ Team's RPI: 149			
RPI	S	Opponent	Score	RPI	S	Opponent	Score	RPI	S	Opponent	Score	RPI	S	Opponent	Score
				43	A	Arkansas St.	56 83					131	N	Arkansas	67 59
				43	H	Arkansas St.	62 74					135	A	Little Rock	65 58
												135	H	Little Rock	49 58
												144	H	UT Arlington	63 52
												162	A	Ole Miss	82 78
												176	A	Louisiana Tech	62 79
												179	H	Troy	56 53
												208	H	South Ala.	69 50
												211	H	Texas St.	42 46
												237	N	Sacred Heart	60 58
												257	A	Appalachian St.	59 76
												257	H	Appalachian St.	60 51
												260	H	UC Santa Barbara	61 42
												261	A	Houston	51 52
												271	A	Georgia St.	77 57
												277	A	Ga. Southern	56 39
												285	A	La.-Monroe	71 52
												285	H	La.-Monroe	52 40
												320	H	Alcorn	73 61
LAST 12 Division I GAMES:															
135	H	Little Rock	49 58	179	H	Troy	56 53								
43	H	Arkansas St.	62 74	208	H	South Ala.	69 50								
257	A	Appalachian St.	59 76	271	A	Georgia St.	77 57								
285	H	La.-Monroe	52 40	277	A	Ga. Southern	56 39								
144	H	UT Arlington	63 52	43	A	Arkansas St.	56 83								
211	H	Texas St.	42 46	135	A	Little Rock	65 58								

Non-Div I Games: Southern-N.O. 81 28 Dillard 84 36

La.-Lafayette

Loss, Non-Conf, S Site, H Home A Away N Neutral

Average RPI Win:	259	WON-LOST	WINNING	LAST 10	STRENGTH OF	OPP. STRENGTH	TEAM	ADJ.	CONF.	ADJ CONF.
Average RPI Loss:	155	RECORD	PCT. RANK	GAMES	SCHEDULE	OF SCHEDULE	RPI	RPI	RPI	RPI
DIV. I ONLY	5- 14	285	3- 7	226	192	285	285	16	16	
DIV. I NON-CONF.	2- 3	201	0- 0	325	141	243	243	14	14	
TOTALS	RPI 1-25	RPI 26-50	W-L RECORDS	RPI 51-100	RPI 101-150	RPI 150+				
5- 14	0- 0	0- 2	OVERALL	0- 1	0- 6	5- 5				
3- 6	0- 0	0- 1	HOME	0- 0	0- 3	3- 2				
2- 8	0- 0	0- 1	AWAY	0- 1	0- 3	2- 3				
0- 0	0- 0	0- 0	NEUTRAL	0- 0	0- 0	0- 0				
2- 3	0- 0	0- 0	NON-CONFERENCE	0- 1	0- 1	2- 1				
1- 0	0- 0	0- 0	HOME	0- 0	0- 0	1- 0				
1- 3	0- 0	0- 0	AWAY	0- 1	0- 1	1- 1				
0- 0	0- 0	0- 0	NEUTRAL	0- 0	0- 0	0- 0				
3- 11	0- 0	0- 2	CONFERENCE	0- 0	0- 5	3- 4				
2- 6	0- 0	0- 1	HOME	0- 0	0- 3	2- 2				
1- 5	0- 0	0- 1	AWAY	0- 0	0- 2	1- 2				
0- 0	0- 0	0- 0	NEUTRAL	0- 0	0- 0	0- 0				

RPI S	Opponent	Score	RPI S	Opponent	Score	RPI S	Opponent	Score	RPI S	Opponent	Score	Team's RPI: 285
43	A Arkansas St.	43 66	43	H Arkansas St.	64 78	93	A TCU	42 80	124	A LSU	54 61	
									135	A Little Rock	44 56	
									135	H Little Rock	37 53	
									144	H UT Arlington	50 60	
									149	A La.-Lafayette	40 52	
									149	H La.-Lafayette	52 71	
									168	A McNeese St.	62 72	
									179	H Troy	77 73	
									208	H South Ala.	57 63	
									211	H Texas St.	63 59	
									257	A Appalachian St.	52 64	
									257	H Appalachian St.	54 57	
									271	A Georgia St.	52 65	
									277	A Ga. Southern	50 49	
									305	A Southeastern La.	88 84	
									323	H Nicholls St.	69 57	
LAST 12 Division I GAMES:												
43	H Arkansas St.	64 78	208	H South Ala.	57 63							
135	H Little Rock	37 53	179	H Troy	77 73							
257	A Appalachian St.	52 64	277	A Ga. Southern	50 49							
149	A La.-Lafayette	40 52	271	A Georgia St.	52 65							
211	H Texas St.	63 59	135	A Little Rock	44 56							
144	H UT Arlington	50 60	43	A Arkansas St.	43 66							

Non-Div I Games: LSU-Alexandria 73 42 Louisiana Col. 85 42 LSU-Shreveport 57 40 Dillard 70 46
La.-Monroe

Average RPI Win: 323	WON-LOST	WINNING	LAST 10	STRENGTH OF	OPP. STRENGTH	TEAM	ADJ.	CONF.	ADJ CONF.
Average RPI Loss: 198	RECORD	PCT. RANK	GAMES	SCHEDULE	OF SCHEDULE	RPI	RPI	RPI	RPI
DIV. I ONLY	5- 18	305	3- 7	296	321	331	331	26	26
DIV. I NON-CONF.	2- 8	290	0- 0	271	302	330	330	28	28
TOTALS	RPI 1-25	RPI 26-50	W-L RECORDS	RPI 51-100	RPI 101-150	RPI 150+			
5- 18	0- 1	0- 1	OVERALL	0- 2	0- 0	5- 14			
3- 6	0- 1	0- 0	HOME	0- 1	0- 0	3- 4			
2- 10	0- 0	0- 1	AWAY	0- 1	0- 0	2- 8			
0- 2	0- 0	0- 0	NEUTRAL	0- 0	0- 0	0- 2			
2- 8	0- 1	0- 1	NON-CONFERENCE	0- 0	0- 0	2- 6			
2- 1	0- 1	0- 0	HOME	0- 0	0- 0	2- 0			
0- 5	0- 0	0- 1	AWAY	0- 0	0- 0	0- 4			
0- 2	0- 0	0- 0	NEUTRAL	0- 0	0- 0	0- 2			
3- 10	0- 0	0- 0	CONFERENCE	0- 2	0- 0	3- 8			
1- 5	0- 0	0- 0	HOME	0- 1	0- 0	1- 4			
2- 5	0- 0	0- 0	AWAY	0- 1	0- 0	2- 4			
0- 0	0- 0	0- 0	NEUTRAL	0- 0	0- 0	0- 0			

RPI 1-25				RPI 26-50				RPI 51-100				RPI 101+ Team's RPI: 331			
RPI	S	Opponent	Score	RPI	S	Opponent	Score	RPI	S	Opponent	Score	RPI	S	Opponent	Score
21	H	Duquesne	65 73	36	A	Penn	37 54	72	A	Army West Point	57 84	165	A	Fordham	49 61
								72	H	Army West Point	45 78	173	A	Delaware	47 67
												203	A	Hartford	50 55
												205	N	Richmond	46 54
												214	A	Lehigh	74 82
												244	A	Holy Cross	49 66
												244	H	Holy Cross	54 57
												248	A	American	60 51
												250	A	Navy	48 64
												250	H	Navy	58 65
												256	A	Loyola Maryland	65 66
												256	H	Loyola Maryland	51 55
												270	N	Coppin St.	57 64
												291	H	Colgate	59 72
												333	H	Saint Peter's	72 69
												340	H	St. Francis Brooklyn	77 59
												344	A	Wagner	48 69
												347	A	Boston U.	71 64
												347	H	Boston U.	71 56
LAST 12 Division I GAMES:															
250	A	Navy	48 64	248	A	American	60 51								
244	H	Holy Cross	54 57	250	H	Navy	58 65								
347	A	Boston U.	71 64	244	A	Holy Cross	49 66								
72	A	Army West Point	57 84	347	H	Boston U.	71 56								
256	H	Loyola Maryland	51 55	72	H	Army West Point	45 78								
214	A	Lehigh	74 82	256	A	Loyola Maryland	65 66								

Non-Div I Games:

Lafayette

■ Loss,
 ■ Non-Conf,
 S Site,
 ■ Home
 ■ Away
 N Neutral

Average RPI Win: 255	WON-LOST	WINNING	LAST 10	STRENGTH OF	OPP. STRENGTH	TEAM	ADJ.	CONF.	ADJ CONF.
Average RPI Loss: 177	RECORD	PCT. RANK	GAMES	SCHEDULE	OF SCHEDULE	RPI	RPI	RPI	RPI
DIV. I ONLY	6- 14	275	4- 6	235	236	278	278	28	28
DIV. I NON-CONF.	0- 7	338	0- 0	183	76	325	325	26	26
TOTALS	RPI 1-25	RPI 26-50	W-L RECORDS	RPI 51-100	RPI 101-150	RPI 150+			
6- 14	0- 1	0- 1	OVERALL	1- 2	0- 2	5- 8			
5- 3	0- 0	0- 0	HOME	1- 0	0- 1	4- 2			
1- 11	0- 1	0- 1	AWAY	0- 2	0- 1	1- 6			
0- 0	0- 0	0- 0	NEUTRAL	0- 0	0- 0	0- 0			
0- 7	0- 1	0- 1	NON-CONFERENCE	0- 1	0- 0	0- 4			
0- 1	0- 0	0- 0	HOME	0- 0	0- 0	0- 1			
0- 6	0- 1	0- 1	AWAY	0- 1	0- 0	0- 3			
0- 0	0- 0	0- 0	NEUTRAL	0- 0	0- 0	0- 0			
6- 7	0- 0	0- 0	CONFERENCE	1- 1	0- 2	5- 4			
5- 2	0- 0	0- 0	HOME	1- 0	0- 1	4- 1			
1- 5	0- 0	0- 0	AWAY	0- 1	0- 1	1- 3			
0- 0	0- 0	0- 0	NEUTRAL	0- 0	0- 0	0- 0			

RPI 1-25				RPI 26-50				RPI 51-100				RPI 101+ Team's RPI: 278			
RPI	S	Opponent	Score	RPI	S	Opponent	Score	RPI	S	Opponent	Score	RPI	S	Opponent	Score
17	A	Oklahoma St.	45 90	33	A	Missouri	57 91	61	A	Abilene Christian	62 90	123	H	Northwestern St.	51 73
								61	H	Abilene Christian	63 54	125	A	Central Ark.	49 74
								70	A	Utah	67 71	167	A	Loyola Chicago	71 82
												202	H	Canisius	55 57
												233	A	Stephen F. Austin	64 60
												236	H	Sam Houston St.	76 78
												249	A	Houston Baptist	66 77
												249	H	Houston Baptist	77 70
												272	A	Northern Ariz.	63 75
												290	A	Prairie View	72 80
												305	A	Southeastern La.	66 73
												322	H	Incarinate Word	59 49
												323	A	Nicholls St.	59 69
												326	H	A&M-Corpus Christi	75 70
												341	H	New Orleans	79 52
LAST 12 Division I GAMES:															
249	A	Houston Baptist	66 77	233	A	Stephen F. Austin	64 60								
322	H	Incarinate Word	59 49	123	H	Northwestern St.	51 73								
61	H	Abilene Christian	63 54	305	A	Southeastern La.	66 73								
61	A	Abilene Christian	62 90	125	A	Central Ark.	49 74								
236	H	Sam Houston St.	76 78	326	H	A&M-Corpus Christi	75 70								
249	H	Houston Baptist	77 70	341	H	New Orleans	79 52								

Non-Div I Games: Howard Payne 88 50 Schreiner 60 41 Tex. A&M-Kingsville 82 66 Louisiana Col. 99 34
Lamar

Loss, Non-Conf, S Site, H Home A Away N Neutral

Average RPI Win: 280	WON-LOST	WINNING	LAST 10	STRENGTH OF	OPP. STRENGTH	TEAM	ADJ.	CONF.	ADJ CONF.
Average RPI Loss: 148	RECORD	PCT. RANK	GAMES	SCHEDULE	OF SCHEDULE	RPI	RPI	RPI	RPI
DIV. I ONLY	14- 9	105	6- 4	327	259	214	214	26	26
DIV. I NON-CONF.	6- 4	125	0- 0	337	142	239	239	28	28
TOTALS	RPI 1-25	RPI 26-50	W-L RECORDS	RPI 51-100	RPI 101-150	RPI 150+			
14- 9	0- 0	0- 0	OVERALL	0- 5	0- 0	14- 4			
7- 4	0- 0	0- 0	HOME	0- 3	0- 0	7- 1			
7- 5	0- 0	0- 0	AWAY	0- 2	0- 0	7- 3			
0- 0	0- 0	0- 0	NEUTRAL	0- 0	0- 0	0- 0			
6- 4	0- 0	0- 0	NON-CONFERENCE	0- 2	0- 0	6- 2			
3- 2	0- 0	0- 0	HOME	0- 2	0- 0	3- 0			
3- 2	0- 0	0- 0	AWAY	0- 0	0- 0	3- 2			
0- 0	0- 0	0- 0	NEUTRAL	0- 0	0- 0	0- 0			
8- 5	0- 0	0- 0	CONFERENCE	0- 3	0- 0	8- 2			
4- 2	0- 0	0- 0	HOME	0- 1	0- 0	4- 1			
4- 3	0- 0	0- 0	AWAY	0- 2	0- 0	4- 1			
0- 0	0- 0	0- 0	NEUTRAL	0- 0	0- 0	0- 0			

RPI S	Opponent	Score	RPI S	Opponent	Score	RPI S	Opponent	Score	RPI S	Opponent	Score	Team's RPI: 214
						54	H Villanova	44 65	156	A Hampton	63 56	
						72	A Army West Point	39 63	163	A Illinois	67 76	
						86	H Saint Joseph's	62 63	209	H Montana	80 53	
						89	A Bucknell	77 80	244	A Holy Cross	71 77	
						89	H Bucknell	54 67	244	H Holy Cross	61 58	
									248	A American	61 52	
									248	H American	55 59	
									250	A Navy	51 48	
									256	A Loyola Maryland	76 68	
									256	H Loyola Maryland	66 48	
									274	H Monmouth	95 88	
									286	A Rider	60 61	
									327	A Delaware St.	83 49	
									331	H Lafayette	82 74	
									333	H Saint Peter's	74 42	
									342	A NJIT	75 47	
									347	A Boston U.	73 66	
									347	H Boston U.	72 48	
LAST 12 Division I GAMES:												
			244	A Holy Cross	71 77		250	A Navy	51 48			
			89	H Bucknell	54 67		244	H Holy Cross	61 58			
			248	A American	61 52		89	A Bucknell	77 80			
			256	A Loyola Maryland	76 68		248	H American	55 59			
			347	H Boston U.	72 48		256	H Loyola Maryland	66 48			
			331	H Lafayette	82 74		347	A Boston U.	73 66			

Non-Div I Games: Kutztown 81 51

Lehigh

■ Loss,
 ■ Non-Conf,
 ■ S Site,
 ■ H Home
 ■ A Away
 N Neutral

Average RPI Win: 248		WON-LOST	WINNING	LAST 10	STRENGTH OF	OPP. STRENGTH	TEAM	ADJ.	CONF.	ADJ CONF.
Average RPI Loss: 90		RECORD	PCT. RANK	GAMES	SCHEDULE	OF SCHEDULE	RPI	RPI	RPI	RPI
DIV. I ONLY		14- 9	105	8- 2	90	234	99	99	27	27
DIV. I NON-CONF.		2- 6	272	0- 0	16	3	139	139	29	29
TOTALS		RPI 1-25	RPI 26-50	W-L RECORDS	RPI 51-100	RPI 101-150	RPI 150+			
14- 9	0- 1		0- 3	OVERALL	1- 2	1- 1	12- 2			
8- 2	0- 0		0- 2	HOME	1- 0	1- 0	6- 0			
6- 5	0- 0		0- 1	AWAY	0- 1	0- 1	6- 2			
0- 2	0- 1		0- 0	NEUTRAL	0- 1	0- 0	0- 0			
2- 6	0- 1		0- 3	NON-CONFERENCE	1- 2	0- 0	1- 0			
1- 2	0- 0		0- 2	HOME	1- 0	0- 0	0- 0			
1- 2	0- 0		0- 1	AWAY	0- 1	0- 0	1- 0			
0- 2	0- 1		0- 0	NEUTRAL	0- 1	0- 0	0- 0			
12- 3	0- 0		0- 0	CONFERENCE	0- 0	1- 1	11- 2			
7- 0	0- 0		0- 0	HOME	0- 0	1- 0	6- 0			
5- 3	0- 0		0- 0	AWAY	0- 0	0- 1	5- 2			
0- 0	0- 0		0- 0	NEUTRAL	0- 0	0- 0	0- 0			





















































































































































RPI 1-25				RPI 26-50				RPI 51-100				Team's RPI: 99				RPI 101+			
RPI	S	Opponent	Score	RPI	S	Opponent	Score	RPI	S	Opponent	Score	RPI	S	Opponent	Score	RPI	S	Opponent	Score
5	N	Ohio St.	65 75	34	H	Seton Hall	56 92	51	A	Duke	41 79	129	A	UNC Asheville	51 56				
				35	A	James Madison	56 72	78	N	California	72 77	129	H	UNC Asheville	71 53				
				46	H	North Carolina St.	53 61	92	H	Elon	72 63	206	A	Radford	49 43				
												206	H	Radford	67 53				
												213	A	Gardner-Webb	57 61				
												213	H	Gardner-Webb	73 51				
												223	A	Presbyterian	42 60				
												253	H	High Point	56 43				
												257	A	Appalachian St.	74 68				
												281	A	Campbell	62 52				
												281	H	Campbell	67 55				
												304	A	Coastal Caro.	65 63				
												308	A	Charleston So.	59 49				
												308	H	Charleston So.	51 40				
												313	H	Winthrop	77 61				
												318	A	Longwood	72 67				
LAST 12 Division I GAMES:																			
				129	A	UNC Asheville	51 56	318	A	Longwood	72 67								
				281	H	Campbell	67 55	304	A	Coastal Caro.	65 63								
				206	H	Radford	67 53	313	H	Winthrop	77 61								
				308	A	Charleston So.	59 49	223	A	Presbyterian	42 60								
				253	H	High Point	56 43	129	H	UNC Asheville	71 53								
				213	H	Gardner-Webb	73 51	206	A	Radford	49 43								

Non-Div I Games:	Shepherd	69	57
------------------	----------	----	----

Liberty





■ Loss, ■ Non-Conf, S Site, H Home A Away N Neutral

Average RPI Win: 302	WON-LOST	WINNING	LAST 10	STRENGTH OF	OPP. STRENGTH	TEAM	ADJ.	CONF.	ADJ CONF.
Average RPI Loss: 201	RECORD	PCT. RANK	GAMES	SCHEDULE	OF SCHEDULE	RPI	RPI	RPI	RPI
DIV. I ONLY	4- 21	325	2- 8	267	319	335	335	29	29
DIV. I NON-CONF.	2- 12	311	0- 1	202	336	313	313	27	27
TOTALS	RPI 1-25	RPI 26-50	W-L RECORDS	RPI 51-100	RPI 101-150	RPI 150+			
4- 21	0- 0	0- 1	OVERALL	0- 3	0- 4	4- 13			
3- 10	0- 0	0- 1	HOME	0- 2	0- 2	3- 5			
1- 10	0- 0	0- 0	AWAY	0- 1	0- 2	1- 7			
0- 1	0- 0	0- 0	NEUTRAL	0- 0	0- 0	0- 1			
2- 12	0- 0	0- 1	NON-CONFERENCE	0- 2	0- 2	2- 7			
1- 6	0- 0	0- 1	HOME	0- 1	0- 1	1- 3			
1- 5	0- 0	0- 0	AWAY	0- 1	0- 1	1- 3			
0- 1	0- 0	0- 0	NEUTRAL	0- 0	0- 0	0- 1			
2- 9	0- 0	0- 0	CONFERENCE	0- 1	0- 2	2- 6			
2- 4	0- 0	0- 0	HOME	0- 1	0- 1	2- 2			
0- 5	0- 0	0- 0	AWAY	0- 0	0- 1	0- 4			
0- 0	0- 0	0- 0	NEUTRAL	0- 0	0- 0	0- 0			

RPI S	Opponent	Score	RPI S	Opponent	Score	RPI S	Opponent	Score	RPI S	Opponent	Score	Team's RPI: 335
			50   Western Ky.	56   64		60   FGCU	39   71		102   Belmont	68   90		
						81   Ball St.	60   72		146   Alabama	49   68		
						94   Wright St.	65   92		147   Jacksonville	51   81		
									147   Jacksonville	55   76		
									182   Stetson	62   83		
									199   Southeast Mo. St.	69   84		
									204   USC Upstate	71   93		
									204   USC Upstate	54   81		
									238 N   Texas Southern	62   66		
									256   Loyola Maryland	52   57		
									265   Tennessee St.	65   77		
									269   Murray St.	93   85		
									275   Tennessee Tech	70   81		
									277   Ga. Southern	66   55		
									297   Kennesaw St.	54   55		
									298   Morehead St.	77   92		
									306   Jackson St.	52   53		
									319   North Florida	70   78		
									319   North Florida	78   71		
									342   NJIT	51   61		
									342   NJIT	63   49		
LAST 12 Division I GAMES:												
			147   Jacksonville	55   76		182   Stetson	62   83					
			319   North Florida	78   71		60   FGCU	39   71					
			342   NJIT	63   49		319   North Florida	70   78					
			204   USC Upstate	71   93		147   Jacksonville	51   81					
			342   NJIT	51   61		297   Kennesaw St.	54   55					
			204   USC Upstate	54   81		306   Jackson St.	52   53					

Non-Div I Games: North Ala. 88 67

Lipscomb

 Loss,
  Non-Conf, S Site,
  Home
  Away
 N Neutral

Little Rock

Through Games Of Feb. 15, 2016

Average RPI Win:	209	WON-LOST	WINNING	LAST 10	STRENGTH OF	OPP. STRENGTH	TEAM	ADJ.	CONF.	ADJ CONF.
Average RPI Loss:	100	RECORD	PCT. RANK	GAMES	SCHEDULE	OF SCHEDULE	RPI	RPI	RPI	RPI
DIV. I ONLY	12- 11	159	8- 2	109	119	135	135	16	16	
DIV. I NON-CONF.	2- 7	280	0- 0	32	4	183	183	14	14	
TOTALS	RPI 1-25	RPI 26-50	W-L RECORDS	RPI 51-100	RPI 101-150	RPI 150+				
12- 11	0- 3	0- 1	OVERALL	0- 2	4- 2	8- 3				
7- 5	0- 1	0- 0	HOME	0- 1	1- 2	6- 1				
5- 6	0- 2	0- 1	AWAY	0- 1	3- 0	2- 2				
0- 0	0- 0	0- 0	NEUTRAL	0- 0	0- 0	0- 0				
2- 7	0- 3	0- 0	NON-CONFERENCE	0- 2	2- 1	0- 1				
1- 4	0- 1	0- 0	HOME	0- 1	1- 1	0- 1				
1- 3	0- 2	0- 0	AWAY	0- 1	1- 0	0- 0				
0- 0	0- 0	0- 0	NEUTRAL	0- 0	0- 0	0- 0				
10- 4	0- 0	0- 1	CONFERENCE	0- 0	2- 1	8- 2				
6- 1	0- 0	0- 0	HOME	0- 0	0- 1	6- 0				
4- 3	0- 0	0- 1	AWAY	0- 0	2- 0	2- 2				
0- 0	0- 0	0- 0	NEUTRAL	0- 0	0- 0	0- 0				

RPI 1-25				RPI 26-50				RPI 51-100				RPI 101+ Team's RPI: 135			
RPI	S	Opponent	Score	RPI	S	Opponent	Score	RPI	S	Opponent	Score	RPI	S	Opponent	Score
8	H	Texas	56 66	43	A	Arkansas St.	53 66	80	A	Tulane	53 69	109	H	Memphis	61 53
14	A	Texas A&M	39 69					85	H	Missouri St.	58 64	124	H	LSU	51 57
24	A	Oklahoma	52 65									138	A	Oral Roberts	66 52
												144	A	UT Arlington	59 55
												149	A	La.-Lafayette	58 49
												149	H	La.-Lafayette	58 65
												179	A	Troy	71 78
												179	H	Troy	79 64
												184	H	Tulsa	63 74
												208	A	South Ala.	47 34
												208	H	South Ala.	74 43
												211	A	Texas St.	57 67
												257	H	Appalachian St.	67 50
												271	H	Georgia St.	59 32
												277	H	Ga. Southern	69 36
												285	A	La.-Monroe	53 37
												285	H	La.-Monroe	56 44
LAST 12 Division I GAMES:															
149	A	La.-Lafayette	58 49	144	A	UT Arlington	59 55								
285	A	La.-Monroe	53 37	211	A	Texas St.	57 67								
208	H	South Ala.	74 43	43	A	Arkansas St.	53 66								
179	H	Troy	79 64	257	H	Appalachian St.	67 50								
271	H	Georgia St.	59 32	285	H	La.-Monroe	56 44								
277	H	Ga. Southern	69 36	149	H	La.-Lafayette	58 65								

Non-Div I Games:

Little Rock

Loss, Non-Conf, S Site, H Home A Away N Neutral

Average RPI Win:	238	WON-LOST	WINNING	LAST 10	STRENGTH OF	OPP. STRENGTH	TEAM	ADJ.	CONF.	ADJ CONF.
Average RPI Loss:	97	RECORD	PCT. RANK	GAMES	SCHEDULE	OF SCHEDULE	RPI	RPI	RPI	RPI
DIV. I ONLY	18- 6	47	7- 3	330	127	150	150	22	22	
DIV. I NON-CONF.	11- 3	54	2- 0	313	33	120	120	22	22	
TOTALS	RPI 1-25	RPI 26-50	W-L RECORDS	RPI 51-100	RPI 101-150	RPI 150+				
18- 6	0- 0	1- 1	OVERALL	0- 2	1- 3	16- 0				
9- 3	0- 0	1- 0	HOME	0- 2	0- 1	8- 0				
7- 3	0- 0	0- 1	AWAY	0- 0	0- 2	7- 0				
2- 0	0- 0	0- 0	NEUTRAL	0- 0	1- 0	1- 0				
11- 3	0- 0	1- 1	NON-CONFERENCE	0- 1	1- 1	9- 0				
5- 1	0- 0	1- 0	HOME	0- 1	0- 0	4- 0				
4- 2	0- 0	0- 1	AWAY	0- 0	0- 1	4- 0				
2- 0	0- 0	0- 0	NEUTRAL	0- 0	1- 0	1- 0				
7- 3	0- 0	0- 0	CONFERENCE	0- 1	0- 2	7- 0				
4- 2	0- 0	0- 0	HOME	0- 1	0- 1	4- 0				
3- 1	0- 0	0- 0	AWAY	0- 0	0- 1	3- 0				
0- 0	0- 0	0- 0	NEUTRAL	0- 0	0- 0	0- 0				

RPI S	Opponent	Score	RPI S	Opponent	Score	RPI S	Opponent	Score	RPI S	Opponent	Score	Team's RPI: 150
31	H UTEP	47 40	66	H UC Riverside	60 78	123	N Northwestern St.	60 59				
39	A Southern California	43 69	98	H San Francisco	52 66	124	A LSU	53 59				
						126	A Hawaii	42 60				
						126	H Hawaii	55 67				
						157	A Pacific	68 60				
						178	H Colorado	59 42				
						180	H UNLV	67 63				
						189	A UC Davis	75 62				
						197	H Cal Poly	65 53				
						247	H San Diego St.	74 54				
						254	A Seattle	69 57				
						260	H UC Santa Barbara	60 52				
						261	A Houston	47 41				
						272	N Northern Ariz.	69 48				
						287	H CSUN	74 71				
						310	A Denver	48 41				
						324	H Portland St.	89 71				
						332	A UC Irvine	71 65				
						337	A Cal St. Fullerton	82 61				
						337	H Cal St. Fullerton	62 57				
LAST 12 Division I GAMES:												
260	H UC Santa Barbara	60 52	332	A UC Irvine	71 65							
126	A Hawaii	42 60	66	H UC Riverside	60 78							
287	H CSUN	74 71	337	A Cal St. Fullerton	82 61							
197	H Cal Poly	65 53	126	H Hawaii	55 67							
189	A UC Davis	75 62	254	A Seattle	69 57							
337	H Cal St. Fullerton	62 57	310	A Denver	48 41							

Non-Div I Games:

Long Beach St.

■ Loss,
 ■ Non-Conf,
 ■ S Site,
 ■ H Home
 ■ A Away
 N Neutral

Average RPI Win: 320	WON-LOST	WINNING	LAST 10	STRENGTH OF	OPP. STRENGTH	TEAM	ADJ.	CONF.	ADJ CONF.
Average RPI Loss: 191	RECORD	PCT. RANK	GAMES	SCHEDULE	OF SCHEDULE	RPI	RPI	RPI	RPI
DIV. I ONLY	4- 18	317	1- 9	253	305	318	318	27	27
DIV. I NON-CONF.	1- 6	311	0- 0	175	133	288	288	29	29
TOTALS	RPI 1-25	RPI 26-50	W-L RECORDS	RPI 51-100	RPI 101-150	RPI 150+			
4- 18	0- 1	0- 2	OVERALL	0- 2	0- 2	4- 11			
2- 6	0- 0	0- 0	HOME	0- 1	0- 1	2- 4			
2- 12	0- 0	0- 0	AWAY	0- 0	0- 1	2- 0			
0- 0	0- 0	0- 0	NEUTRAL	0- 0	0- 0	0- 0			
1- 6	0- 1	0- 2	NON-CONFERENCE	0- 1	0- 0	1- 2			
1- 0	0- 0	0- 0	HOME	0- 0	0- 0	1- 0			
0- 6	0- 1	0- 2	AWAY	0- 1	0- 0	0- 2			
0- 0	0- 0	0- 0	NEUTRAL	0- 0	0- 0	0- 0			
3- 12	0- 0	0- 0	CONFERENCE	0- 1	0- 2	3- 9			
1- 6	0- 0	0- 0	HOME	0- 1	0- 1	1- 4			
2- 6	0- 0	0- 0	AWAY	0- 0	0- 1	2- 5			
0- 0	0- 0	0- 0	NEUTRAL	0- 0	0- 0	0- 0			

RPI 1-25				RPI 26-50				RPI 51-100				RPI 101+				Team's RPI: 318	
RPI	S	Opponent	Score	RPI	S	Opponent	Score	RPI	S	Opponent	Score	RPI	S	Opponent	Score		
9	A	Oregon St.	45 110	35	A	James Madison	30 88	91	A	Virginia	46 81	129	A	UNC Asheville	42 81		
				37	A	West Virginia	43 74	99	H	Liberty	67 72	129	H	UNC Asheville	54 61		
												206	H	Radford	67 79		
												213	A	Gardner-Webb	42 67		
												223	A	Presbyterian	49 75		
												223	H	Presbyterian	38 59		
												253	A	High Point	68 79		
												281	A	Campbell	65 72		
												281	H	Campbell	56 73		
												292	A	UNCG	60 81		
												304	A	Coastal Caro.	56 48		
												308	A	Charleston So.	58 66		
												308	H	Charleston So.	54 63		
												313	A	Winthrop	63 60		
												313	H	Winthrop	67 60		
												327	A	Delaware St.	63 88		
												349	H	N.C. Central	60 49		
LAST 12 Division I GAMES:																	
281	A	Campbell	65 72	213	A	Gardner-Webb	42 67										
129	H	UNC Asheville	54 61	206	H	Radford	67 79										
308	A	Charleston So.	58 66	129	A	UNC Asheville	42 81										
223	A	Presbyterian	49 75	281	H	Campbell	56 73										
313	H	Winthrop	67 60	304	A	Coastal Caro.	56 48										
99	H	Liberty	67 72	313	A	Winthrop	63 60										

Non-Div I Games: Notre Dame (MD) 83 32 N.C. Wesleyan 100 57

Longwood

■ Loss,
 ■ Non-Conf,
 ■ S Site,
 ■ H Home
 ■ A Away
 N Neutral

Average RPI Win:	227	WON-LOST	WINNING	LAST 10	STRENGTH OF	OPP. STRENGTH	TEAM	ADJ.	CONF.	ADJ CONF.
Average RPI Loss:	114	RECORD	PCT. RANK	GAMES	SCHEDULE	OF SCHEDULE	RPI	RPI	RPI	RPI
DIV. I ONLY	11- 11	167	6- 4	192	117	176	176	12	12	
DIV. I NON-CONF.	4- 6	201	0- 0	208	180	227	227	10	10	
TOTALS	RPI 1-25	RPI 26-50	W-L RECORDS	RPI 51-100	RPI 101-150	RPI 150+				
11- 11	0- 2	0- 1	OVERALL	0- 2	1- 2	10- 4				
7- 3	0- 1	0- 0	HOME	0- 0	1- 0	6- 2				
3- 7	0- 0	0- 0	AWAY	0- 2	0- 0	3- 0				
1- 1	0- 1	0- 0	NEUTRAL	0- 0	0- 0	1- 0				
4- 6	0- 2	0- 0	NON-CONFERENCE	0- 0	1- 1	3- 3				
2- 3	0- 1	0- 0	HOME	0- 0	1- 0	1- 2				
1- 2	0- 0	0- 0	AWAY	0- 0	0- 1	1- 1				
1- 1	0- 1	0- 0	NEUTRAL	0- 0	0- 0	1- 0				
7- 5	0- 0	0- 1	CONFERENCE	0- 2	0- 1	7- 1				
5- 0	0- 0	0- 0	HOME	0- 0	0- 0	5- 0				
2- 5	0- 0	0- 1	AWAY	0- 2	0- 1	2- 1				
0- 0	0- 0	0- 0	NEUTRAL	0- 0	0- 0	0- 0				

RPI 1-25				RPI 26-50				RPI 51-100				RPI 101+ Team's RPI: 176			
RPI	S	Opponent	Score	RPI	S	Opponent	Score	RPI	S	Opponent	Score	RPI	S	Opponent	Score
10	N	UCLA	57 68	31	A	UTEP	80 86	74	A	Middle Tenn.	57 68	112	A	Arizona	67 77
25	H	Mississippi St.	63 93					95	A	Charlotte	58 63	143	A	UAB	49 64
												149	H	La.-Lafayette	79 62
												151	A	Wisconsin	65 79
												152	A	Southern Miss.	59 69
												152	H	Southern Miss.	72 37
												161	A	Old Dominion	69 51
												168	H	McNeese St.	71 74
												171	H	Fla. Atlantic	65 62
												224	H	North Texas	77 71
												233	H	Stephen F. Austin	76 44
												242	H	Rice	63 61
												246	A	UTSA	82 72
												288	H	FIU	82 63
												290	H	Prairie View	68 77
												310	N	Denver	58 53
												323	A	Nicholls St.	58 55
LAST 12 Division I GAMES:															
143	A	UAB	49 64	152	H	Southern Miss.	72 37								
74	A	Middle Tenn.	57 68	171	H	Fla. Atlantic	65 62								
224	H	North Texas	77 71	288	H	FIU	82 63								
242	H	Rice	63 61	95	A	Charlotte	58 63								
31	A	UTEP	80 86	161	A	Old Dominion	69 51								
246	A	UTSA	82 72	152	A	Southern Miss.	59 69								

Non-Div I Games: Loyola (LA) 76 40

Louisiana Tech

■ Loss,
 ■ Non-Conf,
 ■ S Site,
 ■ H Home
 ■ A Away
 N Neutral

Louisville

Through Games Of Feb. 15, 2016

Average RPI Win:	120	WON-LOST	WINNING	LAST 10	STRENGTH OF	OPP. STRENGTH	TEAM	ADJ.	CONF.	ADJ CONF.
Average RPI Loss:	43	RECORD	PCT. RANK	GAMES	SCHEDULE	OF SCHEDULE	RPI	RPI	RPI	RPI
DIV. I ONLY	20- 6	38	9- 1	31	22	16	16	5	5	
DIV. I NON-CONF.	9- 5	108	1- 0	55	36	63	63	5	5	
TOTALS	RPI 1-25	RPI 26-50	W-L RECORDS	RPI 51-100	RPI 101-150	RPI 150+				
20- 6	2- 2	3- 1	OVERALL	4- 3	5- 0	6- 0				
10- 2	1- 1	1- 0	HOME	2- 1	3- 0	3- 0				
9- 2	1- 1	2- 1	AWAY	2- 0	2- 0	2- 0				
1- 2	0- 0	0- 0	NEUTRAL	0- 2	0- 0	1- 0				
9- 5	0- 1	2- 1	NON-CONFERENCE	1- 3	1- 0	5- 0				
5- 1	0- 0	1- 0	HOME	1- 1	1- 0	2- 0				
3- 2	0- 1	1- 1	AWAY	0- 0	0- 0	2- 0				
1- 2	0- 0	0- 0	NEUTRAL	0- 2	0- 0	1- 0				
11- 1	2- 1	1- 0	CONFERENCE	3- 0	4- 0	1- 0				
5- 1	1- 1	0- 0	HOME	1- 0	2- 0	1- 0				
6- 0	1- 0	1- 0	AWAY	2- 0	2- 0	0- 0				
0- 0	0- 0	0- 0	NEUTRAL	0- 0	0- 0	0- 0				

RPI 1-25				RPI 26-50				RPI 51-100				RPI 101+			
RPI	S	Opponent	Score	RPI	S	Opponent	Score	RPI	S	Opponent	Score	RPI	S	Opponent	Score
1	H	Notre Dame	61 66	32	A	Michigan St.	85 78	51	H	Duke	65 48	101	A	North Carolina	78 60
13	H	Florida St.	79 69	44	H	South Fla.	67 50	52	N	Dayton	66 79	110	H	Virginia Tech	56 45
18	A	Kentucky	54 72	46	A	North Carolina St.	92 90	59	N	Purdue	60 62	115	H	Wake Forest	78 54
19	A	Syracuse	71 53	50	A	Western Ky.	69 71	78	H	California	71 75	116	H	IUPUI	70 61
								84	A	Georgia Tech	78 65	127	A	Pittsburgh	84 61
								91	A	Virginia	59 41	183	N	Marist	65 53
								96	H	UT Martin	88 66	201	A	Col. of Charleston	71 67
												229	H	Valparaiso	75 42
												231	H	Dartmouth	94 52
												241	H	Clemson	75 33
												275	A	Tennessee Tech	76 54
LAST 12 Division I GAMES:															
44	H	South Fla.	67 50	19	A	Syracuse	71 53	46	A	North Carolina St.	92 90	91	A	Virginia	59 41
127	A	Pittsburgh	84 61	51	H	Duke	65 48	110	H	Virginia Tech	56 45	84	A	Georgia Tech	78 65
1	H	Notre Dame	61 66												
101	A	North Carolina	78 60												
115	H	Wake Forest	78 54												
241	H	Clemson	75 33												

Non-Div I Games:

Louisville

■ Loss,
■ Non-Conf, S Site,
■ Home
■ Away
N Neutral

Average RPI Win:	236	WON-LOST	WINNING	LAST 10	STRENGTH OF	OPP. STRENGTH	TEAM	ADJ.	CONF.	ADJ CONF.
Average RPI Loss:	104	RECORD	PCT. RANK	GAMES	SCHEDULE	OF SCHEDULE	RPI	RPI	RPI	RPI
DIV. I ONLY	12- 12	167	5- 5	180	120	167	167	21	21	
DIV. I NON-CONF.	4- 7	222	0- 0	79	25	149	149	17	17	
TOTALS	RPI 1-25	RPI 26-50	W-L RECORDS	RPI 51-100	RPI 101-150	RPI 150+				
12- 12	1- 1	0- 2	OVERALL	0- 5	3- 2	8- 2				
5- 6	0- 0	0- 1	HOME	0- 3	2- 2	3- 0				
7- 6	1- 1	0- 1	AWAY	0- 2	1- 0	5- 2				
0- 0	0- 0	0- 0	NEUTRAL	0- 0	0- 0	0- 0				
4- 7	1- 1	0- 2	NON-CONFERENCE	0- 3	0- 1	3- 0				
1- 4	0- 0	0- 1	HOME	0- 2	0- 1	1- 0				
3- 3	1- 1	0- 1	AWAY	0- 1	0- 0	2- 0				
0- 0	0- 0	0- 0	NEUTRAL	0- 0	0- 0	0- 0				
8- 5	0- 0	0- 0	CONFERENCE	0- 2	3- 1	5- 2				
4- 2	0- 0	0- 0	HOME	0- 1	2- 1	2- 0				
4- 3	0- 0	0- 0	AWAY	0- 1	1- 0	3- 2				
0- 0	0- 0	0- 0	NEUTRAL	0- 0	0- 0	0- 0				

RPI 1-25				RPI 26-50				RPI 51-100				RPI 101+ Team's RPI: 167			
RPI	S	Opponent	Score	RPI	S	Opponent	Score	RPI	S	Opponent	Score	RPI	S	Opponent	Score
20	A	DePaul	88 75	29	H	Miami (FL)	50 77	68	H	Central Mich.	59 68	108	H	Drake	65 81
23	A	Green Bay	51 65	32	A	Michigan St.	47 76	84	A	Georgia Tech	77 84	117	H	Western Mich.	45 68
								85	A	Missouri St.	81 91	121	H	UNI	64 60
								85	H	Missouri St.	62 73	145	A	Southern Ill.	69 68
								90	H	Northwestern	72 81	145	H	Southern Ill.	83 59
												232	A	Indiana St.	48 62
												242	A	Rice	57 50
												278	H	Lamar	82 71
												295	A	Wichita St.	62 65
												295	H	Wichita St.	60 55
												299	A	Bradley	67 54
												315	A	Illinois St.	57 41
												320	A	Evansville	63 49
												320	H	Evansville	67 54
												336	A	Eastern Ill.	86 75
LAST 12 Division I GAMES:															
295	A	Wichita St.	62 65	315	A	Illinois St.	57 41								
85	A	Missouri St.	81 91	232	A	Indiana St.	48 62								
320	H	Evansville	67 54	85	H	Missouri St.	62 73								
145	H	Southern Ill.	83 59	295	H	Wichita St.	60 55								
108	H	Drake	65 81	145	A	Southern Ill.	69 68								
121	H	UNI	64 60	320	A	Evansville	63 49								

Non-Div I Games:

Loyola Chicago

■ Loss,
 ■ Non-Conf,
 ■ S Site,
 ■ H Home
 ■ A Away
 N Neutral

Average RPI Win:	317	WON-LOST	WINNING	LAST 10	STRENGTH OF	OPP. STRENGTH	TEAM	ADJ.	CONF.	ADJ CONF.
Average RPI Loss:	164	RECORD	PCT. RANK	GAMES	SCHEDULE	OF SCHEDULE	RPI	RPI	RPI	RPI
DIV. I ONLY	10- 14	223	5- 5	275	337	256	256	26	26	
DIV. I NON-CONF.	3- 8	258	0- 0	272	332	286	286	28	28	
TOTALS	RPI 1-25	RPI 26-50	W-L RECORDS	RPI 51-100	RPI 101-150	RPI 150+				
10- 14	0- 1	0- 0	OVERALL	0- 4	0- 0	10- 9				
5- 5	0- 0	0- 0	HOME	0- 1	0- 0	5- 4				
5- 9	0- 1	0- 0	AWAY	0- 3	0- 0	5- 5				
0- 0	0- 0	0- 0	NEUTRAL	0- 0	0- 0	0- 0				
3- 8	0- 1	0- 0	NON-CONFERENCE	0- 1	0- 0	3- 6				
1- 3	0- 0	0- 0	HOME	0- 0	0- 0	1- 3				
2- 5	0- 1	0- 0	AWAY	0- 1	0- 0	2- 3				
0- 0	0- 0	0- 0	NEUTRAL	0- 0	0- 0	0- 0				
7- 6	0- 0	0- 0	CONFERENCE	0- 3	0- 0	7- 3				
4- 2	0- 0	0- 0	HOME	0- 1	0- 0	4- 1				
3- 4	0- 0	0- 0	AWAY	0- 2	0- 0	3- 2				
0- 0	0- 0	0- 0	NEUTRAL	0- 0	0- 0	0- 0				

RPI 1-25				RPI 26-50				RPI 51-100				RPI 101+ Team's RPI: 256			
RPI	S	Opponent	Score	RPI	S	Opponent	Score	RPI	S	Opponent	Score	RPI	S	Opponent	Score
11	A	Maryland	47 97					54	A	Villanova	55 67	161	A	Old Dominion	41 64
								72	A	Army West Point	37 70	170	H	UMBC	46 52
								72	H	Army West Point	44 52	212	H	Fairfield	45 71
								89	A	Bucknell	64 71	214	A	Lehigh	48 66
												214	H	Lehigh	68 76
												216	H	William & Mary	61 62
												221	A	Columbia	53 63
												248	H	American	52 46
												250	A	Navy	38 45
												250	H	Navy	51 38
												291	A	Colgate	65 49
												331	A	Lafayette	55 51
												331	H	Lafayette	66 65
												335	A	Lipscomb	57 52
												339	A	Mt. St. Mary's	65 63
												340	A	St. Francis Brooklyn	54 64
												346	H	Norfolk St.	75 67
												347	A	Boston U.	67 46
												347	H	Boston U.	63 54
LAST 12 Division I GAMES:															
347	A	Boston U.	67 46	89	A	Bucknell	64 71								
250	A	Navy	38 45	347	H	Boston U.	63 54								
72	H	Army West Point	44 52	250	H	Navy	51 38								
214	H	Lehigh	68 76	72	A	Army West Point	37 70								
331	A	Lafayette	55 51	214	A	Lehigh	48 66								
291	A	Colgate	65 49	331	H	Lafayette	66 65								

Non-Div I Games:

Loyola Maryland

■ Loss,
 ■ Non-Conf,
 ■ S Site,
 ■ Home
 ■ A Away
 N Neutral

Average RPI Win:	257	WON-LOST	WINNING	LAST 10	STRENGTH OF	OPP. STRENGTH	TEAM	ADJ.	CONF.	ADJ CONF.
Average RPI Loss:	108	RECORD	PCT. RANK	GAMES	SCHEDULE	OF SCHEDULE	RPI	RPI	RPI	RPI
DIV. I ONLY	9- 17	257	3- 4	186	104	239	239	8	8	
DIV. I NON-CONF.	4- 7	222	1- 0	332	194	305	305	9	9	
TOTALS	RPI 1-25	RPI 26-50	W-L RECORDS	RPI 51-100	RPI 101-150	RPI 150+				
9- 17	0- 2	0- 1	OVERALL	0- 9	0- 1	9- 4				
5- 8	0- 1	0- 0	HOME	0- 5	0- 0	5- 2				
3- 9	0- 1	0- 1	AWAY	0- 4	0- 1	3- 2				
1- 0	0- 0	0- 0	NEUTRAL	0- 0	0- 0	1- 0				
4- 7	0- 0	0- 1	NON-CONFERENCE	0- 1	0- 1	4- 4				
2- 2	0- 0	0- 0	HOME	0- 0	0- 0	2- 2				
1- 5	0- 0	0- 1	AWAY	0- 1	0- 1	1- 2				
1- 0	0- 0	0- 0	NEUTRAL	0- 0	0- 0	1- 0				
5- 10	0- 2	0- 0	CONFERENCE	0- 8	0- 0	5- 0				
3- 6	0- 1	0- 0	HOME	0- 5	0- 0	3- 0				
2- 4	0- 1	0- 0	AWAY	0- 3	0- 0	2- 0				
0- 0	0- 0	0- 0	NEUTRAL	0- 0	0- 0	0- 0				

RPI 1-25				RPI 26-50				RPI 51-100				RPI 101+ Team's RPI: 239			
RPI	S	Opponent	Score	RPI	S	Opponent	Score	RPI	S	Opponent	Score	RPI	S	Opponent	Score
12	A	BYU	61 75	33	A	Missouri	48 80	55	H	Santa Clara	56 57	126	A	Hawaii	51 65
12	H	BYU	75 82					56	A	St. Mary's (CA)	57 72	157	A	Pacific	63 60
								56	H	St. Mary's (CA)	81 91	157	H	Pacific	96 88
								66	A	UC Riverside	62 80	178	A	Colorado	81 92
								83	A	San Diego	58 82	197	A	Cal Poly	58 70
								83	H	San Diego	67 75	247	H	San Diego St.	92 65
								97	A	Gonzaga	68 83	254	H	Seattle	69 78
								97	H	Gonzaga	59 66	260	A	UC Santa Barbara	70 63
								98	H	San Francisco	73 75	267	H	Pepperdine	79 69
												283	A	Portland	77 62
												283	H	Portland	62 52
												329	N	Nevada	69 58
												332	H	UC Irvine	95 50
												337	H	Cal St. Fullerton	73 75
LAST 12 Division I GAMES:															
332	H	UC Irvine	95 50	12	H	BYU	75 82	83	A	San Diego	58 82				
56	H	St. Mary's (CA)	81 91	12	A	BYU	61 75	55	H	Santa Clara	56 57				
157	H	Pacific	96 88	55	H	San Francisco	73 75	157	A	Pacific	63 60				
283	A	Portland	77 62												
97	A	Gonzaga	68 83												
83	H	San Diego	67 75												

Non-Div I Games:

Loyola Marymount

■ Loss,
■ Non-Conf,
■ S Site,
■ H Home
■ A Away
N Neutral

M
a
i
n
e

M
a
i
n
e

82 42

Maine

Page 155

Average RPI Win: 233	WON-LOST	WINNING	LAST 10	STRENGTH OF	OPP. STRENGTH	TEAM	ADJ.	CONF.	ADJ CONF.
Average RPI Loss: 202	RECORD	PCT. RANK	GAMES	SCHEDULE	OF SCHEDULE	RPI	RPI	RPI	RPI
DIV. I ONLY	12- 12	167	6- 3	276	273	227	227	23	23
DIV. I NON-CONF.	3- 6	234	0- 0	299	304	294	294	24	24
TOTALS	RPI 1-25	RPI 26-50	W-L RECORDS	RPI 51-100	RPI 101-150	RPI 150+			
12- 12	0- 0	0- 0	OVERALL	0- 1	2- 1	10- 10			
7- 5	0- 0	0- 0	HOME	0- 1	1- 0	6- 4			
5- 7	0- 0	0- 0	AWAY	0- 0	1- 1	4- 6			
0- 0	0- 0	0- 0	NEUTRAL	0- 0	0- 0	0- 0			
3- 6	0- 0	0- 0	NON-CONFERENCE	0- 1	0- 0	3- 5			
2- 2	0- 0	0- 0	HOME	0- 1	0- 0	2- 1			
1- 4	0- 0	0- 0	AWAY	0- 0	0- 0	1- 4			
0- 0	0- 0	0- 0	NEUTRAL	0- 0	0- 0	0- 0			
9- 6	0- 0	0- 0	CONFERENCE	0- 0	2- 1	7- 5			
5- 3	0- 0	0- 0	HOME	0- 0	1- 0	4- 3			
4- 3	0- 0	0- 0	AWAY	0- 0	1- 1	3- 2			
0- 0	0- 0	0- 0	NEUTRAL	0- 0	0- 0	0- 0			

RPI 1-25				RPI 26-50				RPI 51-100				RPI 101+				Team's RPI: 227	
RPI	S	Opponent	Score	RPI	S	Opponent	Score	RPI	S	Opponent	Score	RPI	S	Opponent	Score		
								89	H	Bucknell	56	61	107	A	Quinnipiac	52	42
													111	A	Iona	56	67
													111	H	Iona	63	56
													158	A	Yale	36	62
													165	H	Fordham	49	60
													183	A	Marist	64	59
													183	H	Marist	73	79
													193	H	Brown	80	56
													202	H	Canisius	77	55
													212	A	Fairfield	70	55
													212	H	Fairfield	57	59
													217	A	Siena	59	60
													217	H	Siena	56	49
													243	A	New Hampshire	57	72
													244	A	Holy Cross	44	58
													248	A	American	48	52
													274	A	Monmouth	62	72
													274	H	Monmouth	56	57
													286	A	Rider	74	70
													302	H	Niagara	80	62
													312	A	Fairleigh Dickinson	85	78
													333	H	Saint Peter's	64	47
													340	H	St. Francis Brooklyn	61	53
LAST 12 Division I GAMES:																	
217	H	Siena	56	49	333	H	Saint Peter's	64	47								
274	H	Monmouth	56	57	111	H	Iona	63	56								
183	A	Marist	64	59	212	H	Fairfield	57	59								
202	H	Canisius	77	55	183	H	Marist	73	79								
274	A	Monmouth	62	72	217	A	Siena	59	60								
286	A	Rider	74	70	212	A	Fairfield	70	55								

Non-Div I Games:

Manhattan

■ Loss,
■ Non-Conf,
■ S Site,
■ H Home
■ A Away
N Neutral

M
a
r
i
s
tM
a
r
i
s
t

Marist

Page 157

Average RPI Win:	151	WON-LOST	WINNING	LAST 10	STRENGTH OF	OPP. STRENGTH	TEAM	ADJ.	CONF.	ADJ CONF.
Average RPI Loss:	63	RECORD	PCT. RANK	GAMES	SCHEDULE	OF SCHEDULE	RPI	RPI	RPI	RPI
DIV. I ONLY	13- 13	167	7- 3	30	71	82	82	6	6	
DIV. I NON-CONF.	5- 6	180	0- 0	19	72	89	89	6	6	
TOTALS	RPI 1-25	RPI 26-50	W-L RECORDS	RPI 51-100	RPI 101-150	RPI 150+				
13- 13	0- 4	3- 2	OVERALL	1- 4	2- 2	7- 1				
9- 3	0- 1	3- 0	HOME	1- 1	2- 1	3- 0				
3- 10	0- 3	0- 2	AWAY	0- 3	0- 1	3- 1				
1- 0	0- 0	0- 0	NEUTRAL	0- 0	0- 0	1- 0				
5- 6	0- 3	1- 0	NON-CONFERENCE	0- 1	0- 1	4- 1				
2- 2	0- 1	1- 0	HOME	0- 0	0- 1	1- 0				
2- 4	0- 2	0- 0	AWAY	0- 1	0- 0	2- 1				
1- 0	0- 0	0- 0	NEUTRAL	0- 0	0- 0	1- 0				
8- 7	0- 1	2- 2	CONFERENCE	1- 3	2- 1	3- 0				
7- 1	0- 0	2- 0	HOME	1- 1	2- 0	2- 0				
1- 6	0- 1	0- 2	AWAY	0- 2	0- 1	1- 0				
0- 0	0- 0	0- 0	NEUTRAL	0- 0	0- 0	0- 0				

RPI 1-25				RPI 26-50				RPI 51-100				Team's RPI: 82	RPI 101+			
RPI	S	Opponent	Score	RPI	S	Opponent	Score	RPI	S	Opponent	Score		RPI	S	Opponent	Score
7	A	Arizona St.	80 90	34	A	Seton Hall	68 99	54	A	Villanova	60 81		116	H	IUPUI	55 60
9	H	Oregon St.	58 65	34	H	Seton Hall	89 82	54	H	Villanova	75 82		137	A	Xavier	66 71
20	A	DePaul	86 91	42	A	St. John's (NY)	77 81	79	A	South Dakota	69 97		137	H	Xavier	74 69
23	A	Green Bay	55 75	42	H	St. John's (NY)	67 64	87	A	Georgetown	72 75		141	H	Creighton	79 72
				49	H	Auburn	70 69	87	H	Georgetown	87 72		151	H	Wisconsin	77 61
LAST 12 Division I GAMES:																
				137	H	Xavier	74 69	141	H	Creighton	79 72		155	A	Northern Ky.	78 83
				194	H	Butler	76 69	255	H	Providence	105 75		185	A	Milwaukee	101 81
				54	A	Villanova	60 81	194	A	Butler	80 64		194	A	Butler	80 64
				87	A	Georgetown	72 75	137	A	Xavier	66 71		194	H	Butler	76 69
				34	H	Seton Hall	89 82	87	H	Georgetown	87 72		205	N	Richmond	98 80
				42	H	St. John's (NY)	67 64	54	H	Villanova	75 82		255	H	Providence	105 75
													288	A	FIU	95 83

Non-Div I Games:

Marquette

Average RPI Win:	228	WON-LOST	WINNING	LAST 10	STRENGTH OF	OPP. STRENGTH	TEAM	ADJ.	CONF.	ADJ CONF.
Average RPI Loss:	100	RECORD	PCT. RANK	GAMES	SCHEDULE	OF SCHEDULE	RPI	RPI	RPI	RPI
DIV. I ONLY	14- 7	83	6- 4	225	180	142	142	12	12	
DIV. I NON-CONF.	8- 1	23	0- 0	319	335	133	133	10	10	
TOTALS	RPI 1-25	RPI 26-50	W-L RECORDS	RPI 51-100	RPI 101-150	RPI 150+				
14- 7	0- 0	1- 3	OVERALL	0- 2	2- 0	11- 2				
10- 3	0- 0	1- 1	HOME	0- 1	0- 0	9- 1				
4- 3	0- 0	0- 1	AWAY	0- 1	2- 0	2- 1				
0- 1	0- 0	0- 1	NEUTRAL	0- 0	0- 0	0- 0				
8- 1	0- 0	0- 1	NON-CONFERENCE	0- 0	1- 0	7- 0				
6- 0	0- 0	0- 0	HOME	0- 0	0- 0	6- 0				
2- 0	0- 0	0- 0	AWAY	0- 0	1- 0	1- 0				
0- 1	0- 0	0- 1	NEUTRAL	0- 0	0- 0	0- 0				
6- 6	0- 0	1- 2	CONFERENCE	0- 2	1- 0	4- 2				
4- 3	0- 0	1- 1	HOME	0- 1	0- 0	3- 1				
2- 3	0- 0	0- 1	AWAY	0- 1	1- 0	1- 1				
0- 0	0- 0	0- 0	NEUTRAL	0- 0	0- 0	0- 0				

RPI 1-25				RPI 26-50				RPI 51-100				RPI 101+				Team's RPI: 142	
RPI	S	Opponent	Score	RPI	S	Opponent	Score	RPI	S	Opponent	Score	RPI	S	Opponent	Score		
				31	H	UTEP	79 64	74	A	Middle Tenn.	54 65	143	A	UAB	64 61		
				37	N	West Virginia	60 66	95	H	Charlotte	61 64	145	A	Southern Ill.	61 55		
				50	A	Western Ky.	52 81					153	H	Cornell	73 47		
				50	H	Western Ky.	76 80					161	H	Old Dominion	80 62		
												171	A	Fla. Atlantic	73 84		
												191	H	Rhode Island	72 62		
												224	H	North Texas	63 71		
												242	H	Rice	81 52		
												246	H	UTSA	80 76		
												263	H	Saint Francis (PA)	81 73		
												288	A	FIU	65 58		
												298	A	Morehead St.	104 101		
												342	H	NJIT	63 50		
												345	H	Alabama A&M	81 45		
												346	H	Norfolk St.	81 67		
LAST 12 Division I GAMES:																	
				50	H	Western Ky.	76 80	95	H	Charlotte	61 64						
				246	H	UTSA	80 76	242	H	Rice	81 52						
				31	H	UTEP	79 64	224	H	North Texas	63 71						
				143	A	UAB	64 61	288	A	FIU	65 58						
				74	A	Middle Tenn.	54 65	171	A	Fla. Atlantic	73 84						
				161	H	Old Dominion	80 62	50	A	Western Ky.	52 81						

Non-Div I Games: Brescia 92 40 West Va. Tech 83 39

Marshall

Loss, Non-Conf, S Site, H Home A Away N Neutral

Maryland

Through Games Of Feb. 15, 2016

Average RPI Win:	136	WON-LOST	WINNING	LAST 10	STRENGTH OF	OPP. STRENGTH	TEAM	ADJ.	CONF.	ADJ CONF.
Average RPI Loss:	4	RECORD	PCT. RANK	GAMES	SCHEDULE	OF SCHEDULE	RPI	RPI	RPI	RPI
DIV. I ONLY	23- 3	10	5- 1	59	33	11	11	4	4	
DIV. I NON-CONF.	11- 1	16	0- 0	130	150	28	28	4	4	
TOTALS	RPI 1-25	RPI 26-50	W-L RECORDS	RPI 51-100	RPI 101-150	RPI 150+				
23- 3	1- 3	2- 0	OVERALL	8- 0	2- 0	10- 0				
12- 1	1- 1	2- 0	HOME	3- 0	0- 0	6- 0				
8- 1	0- 1	0- 0	AWAY	4- 0	1- 0	3- 0				
3- 1	0- 1	0- 0	NEUTRAL	1- 0	1- 0	1- 0				
11- 1	1- 1	0- 0	NON-CONFERENCE	1- 0	1- 0	8- 0				
7- 0	1- 0	0- 0	HOME	0- 0	0- 0	6- 0				
1- 0	0- 0	0- 0	AWAY	0- 0	0- 0	1- 0				
3- 1	0- 1	0- 0	NEUTRAL	1- 0	1- 0	1- 0				
12- 2	0- 2	2- 0	CONFERENCE	7- 0	1- 0	2- 0				
5- 1	0- 1	2- 0	HOME	3- 0	0- 0	0- 0				
7- 1	0- 1	0- 0	AWAY	4- 0	1- 0	2- 0				
0- 0	0- 0	0- 0	NEUTRAL	0- 0	0- 0	0- 0				

RPI 1-25				Team's RPI: 11				RPI 26-50				RPI 51-100				RPI 101+			
RPI	S	Opponent	Score					RPI	S	Opponent	Score	RPI	S	Opponent	Score	RPI	S	Opponent	Score
2	N	UConn	73 83					32	H	Michigan St.	85 76	57	A	Iowa	76 56	127	N	Pittsburgh	70 49
5	A	Ohio St.	86 94					47	H	Indiana	86 63	59	A	Purdue	87 67	130	A	Penn St.	89 53
5	H	Ohio St.	71 80									59	H	Purdue	73 59	151	A	Wisconsin	90 65
19	H	Syracuse	82 64									62	N	South Dakota St.	62 55	161	N	Old Dominion	95 49
												65	A	Michigan	74 67	163	A	Illinois	79 63
												69	H	Nebraska	89 50	177	H	Detroit	97 41
												90	A	Northwestern	79 70	181	H	Southern U.	94 61
												90	H	Northwestern	80 62	253	H	High Point	105 50
																256	H	Loyola Maryland	97 47
																266	H	Central Conn. St.	86 43
																303	A	UMES	106 30
																314	H	UMass Lowell	102 53
LAST 12 Division I GAMES:																			
32	H	Michigan St.	85 76					130	A	Penn St.	89 53								
90	A	Northwestern	79 70					151	A	Wisconsin	90 65								
59	H	Purdue	73 59					90	H	Northwestern	80 62								
5	A	Ohio St.	86 94					65	A	Michigan	74 67								
59	A	Purdue	87 67					57	A	Iowa	76 56								
47	H	Indiana	86 63					69	H	Nebraska	89 50								

Non-Div I Games:

Maryland

Loss, Non-Conf, S Site, H Home A Away N Neutral

Massachusetts

Through Games Of Feb. 15, 2016

Average RPI Win:	207	WON-LOST	WINNING	LAST 10	STRENGTH OF	OPP. STRENGTH	TEAM	ADJ.	CONF.	ADJ CONF.
Average RPI Loss:	129	RECORD	PCT. RANK	GAMES	SCHEDULE	OF SCHEDULE	RPI	RPI	RPI	RPI
DIV. I ONLY	7- 17	276	1- 5	127	128	240	240	7	7	
DIV. I NON-CONF.	6- 6	160	0- 1	264	206	205	205	8	8	
TOTALS	RPI 1-25	RPI 26-50	W-L RECORDS	RPI 51-100	RPI 101-150	RPI 150+				
7- 17	0- 1	1- 2	OVERALL	1- 4	0- 3	5- 7				
5- 6	0- 0	1- 0	HOME	1- 1	0- 2	3- 3				
2- 10	0- 1	0- 2	AWAY	0- 2	0- 1	2- 4				
0- 1	0- 0	0- 0	NEUTRAL	0- 1	0- 0	0- 0				
6- 6	0- 0	0- 0	NON-CONFERENCE	1- 2	0- 2	5- 2				
4- 1	0- 0	0- 0	HOME	1- 0	0- 1	3- 0				
2- 4	0- 0	0- 0	AWAY	0- 1	0- 1	2- 2				
0- 1	0- 0	0- 0	NEUTRAL	0- 1	0- 0	0- 0				
1- 11	0- 1	1- 2	CONFERENCE	0- 2	0- 1	0- 5				
1- 5	0- 0	1- 0	HOME	0- 1	0- 1	0- 3				
0- 6	0- 1	0- 2	AWAY	0- 1	0- 0	0- 2				
0- 0	0- 0	0- 0	NEUTRAL	0- 0	0- 0	0- 0				

RPI 1-25				RPI 26-50				RPI 51-100				RPI 101+ Team's RPI: 240			
RPI	S	Opponent	Score	RPI	S	Opponent	Score	RPI	S	Opponent	Score	RPI	S	Opponent	Score
21	A	Duquesne	64 73	27	A	George Washington	50 67	51	A	Duke	46 70	104	H	VCU	66 74
				40	A	St. Bonaventure	41 66	67	H	Hofstra	57 56	118	A	Harvard	65 67
				40	H	St. Bonaventure	69 60	75	A	Saint Louis	49 69	134	H	Buffalo	48 56
								81	N	Ball St.	54 81	164	A	George Mason	59 64
								86	H	Saint Joseph's	58 62	165	H	Fordham	55 60
												178	A	Colorado	63 90
												191	H	Rhode Island	79 80
												203	H	Hartford	63 57
												205	H	Richmond	68 74
												235	A	Bryant	86 69
												244	A	Holy Cross	74 60
												266	A	Central Conn. St.	68 78
												282	A	La Salle	57 66
												314	H	UMass Lowell	84 58
												347	H	Boston U.	73 56
LAST 12 Division I GAMES:															
				81	N	Ball St.	54 81	191	H	Rhode Island	79 80				
				40	H	St. Bonaventure	69 60	27	A	George Washington	50 67				
				282	A	La Salle	57 66	205	H	Richmond	68 74				
				165	H	Fordham	55 60	75	A	Saint Louis	49 69				
				21	A	Duquesne	64 73	40	A	St. Bonaventure	41 66				
				164	A	George Mason	59 64	86	H	Saint Joseph's	58 62				

Non-Div I Games:

Massachusetts

Loss, Non-Conf, S Site, H Home A Away N Neutral

Average RPI Win:	254	WON-LOST	WINNING	LAST 10	STRENGTH OF	OPP. STRENGTH	TEAM	ADJ.	CONF.	ADJ CONF.
Average RPI Loss:	152	RECORD	PCT. RANK	GAMES	SCHEDULE	OF SCHEDULE	RPI	RPI	RPI	RPI
DIV. I ONLY	13- 9	122	3- 2	303	199	168	168	28	28	
DIV. I NON-CONF.	5- 4	138	1- 0	147	74	94	94	26	26	
TOTALS	RPI 1-25	RPI 26-50	W-L RECORDS	RPI 51-100	RPI 101-150	RPI 150+				
13- 9	0- 1	0- 0	OVERALL	0- 3	2- 1	11- 4				
7- 1	0- 0	0- 0	HOME	0- 0	1- 0	6- 1				
5- 8	0- 1	0- 0	AWAY	0- 3	1- 1	4- 3				
1- 0	0- 0	0- 0	NEUTRAL	0- 0	0- 0	1- 0				
5- 4	0- 1	0- 0	NON-CONFERENCE	0- 2	1- 0	4- 1				
2- 0	0- 0	0- 0	HOME	0- 0	0- 0	2- 0				
2- 4	0- 1	0- 0	AWAY	0- 2	1- 0	1- 1				
1- 0	0- 0	0- 0	NEUTRAL	0- 0	0- 0	1- 0				
8- 5	0- 0	0- 0	CONFERENCE	0- 1	1- 1	7- 3				
5- 1	0- 0	0- 0	HOME	0- 0	1- 0	4- 1				
3- 4	0- 0	0- 0	AWAY	0- 1	0- 1	3- 2				
0- 0	0- 0	0- 0	NEUTRAL	0- 0	0- 0	0- 0				

RPI 1-25				RPI 26-50				RPI 51-100				RPI 101+ Team's RPI: 168			
RPI	S	Opponent	Score	RPI	S	Opponent	Score	RPI	S	Opponent	Score	RPI	S	Opponent	Score
4	A	Baylor	46 105					61	A	Abilene Christian	62 79	123	A	Northwestern St.	64 85
								63	A	Chattanooga	53 68	123	H	Northwestern St.	78 74
								80	A	Tulane	55 74	144	A	UT Arlington	63 57
												162	A	Ole Miss	56 96
												176	A	Louisiana Tech	74 71
												231	N	Dartmouth	78 56
												233	A	Stephen F. Austin	55 80
												236	H	Sam Houston St.	82 79
												242	H	Rice	61 53
												249	A	Houston Baptist	71 64
												285	H	La.-Monroe	72 62
												305	A	Southeastern La.	83 74
												305	H	Southeastern La.	96 79
												322	H	Incarinate Word	55 68
												323	A	Nicholls St.	81 85
												326	H	A&M-Corpus Christi	72 51
												341	A	New Orleans	77 74
												341	H	New Orleans	92 63
LAST 12 Division I GAMES:															
144	A	UT Arlington	63 57	305	H	Southeastern La.	96 79	123	H	Northwestern St.	78 74	322	H	Incarinate Word	55 68
123	A	Northwestern St.	64 85	236	H	Sam Houston St.	82 79	61	A	Abilene Christian	62 79	326	H	A&M-Corpus Christi	72 51
305	A	Southeastern La.	83 74												
323	A	Nicholls St.	81 85												
341	H	New Orleans	92 63												
341	A	New Orleans	77 74												

Non-Div I Games: Loyola (LA) 70 69 Louisiana Col. 73 59 Southern-N.O. 97 61

McNeese St.

Loss, Non-Conf, S Site, H Home A Away N Neutral

Average RPI Win:	187	WON-LOST	WINNING	LAST 10	STRENGTH OF	OPP. STRENGTH	TEAM	ADJ.	CONF.	ADJ CONF.
Average RPI Loss:	92	RECORD	PCT. RANK	GAMES	SCHEDULE	OF SCHEDULE	RPI	RPI	RPI	RPI
DIV. I ONLY	15- 10	115	6- 4	141	73	109	109	9	9	
DIV. I NON-CONF.	6- 5	146	0- 0	132	100	148	148	7	7	
TOTALS	RPI 1-25	RPI 26-50	W-L RECORDS	RPI 51-100	RPI 101-150	RPI 150+				
15- 10	0- 2	1- 1	OVERALL	3- 3	1- 1	10- 3				
10- 4	0- 1	1- 1	HOME	2- 1	1- 0	6- 1				
5- 6	0- 1	0- 0	AWAY	1- 2	0- 1	4- 2				
0- 0	0- 0	0- 0	NEUTRAL	0- 0	0- 0	0- 0				
6- 5	0- 0	0- 1	NON-CONFERENCE	2- 2	1- 1	3- 1				
5- 2	0- 0	0- 1	HOME	1- 1	1- 0	3- 0				
1- 3	0- 0	0- 0	AWAY	1- 1	0- 1	0- 1				
0- 0	0- 0	0- 0	NEUTRAL	0- 0	0- 0	0- 0				
9- 5	0- 2	1- 0	CONFERENCE	1- 1	0- 0	7- 2				
5- 2	0- 1	1- 0	HOME	1- 0	0- 0	3- 1				
4- 3	0- 1	0- 0	AWAY	0- 1	0- 0	4- 1				
0- 0	0- 0	0- 0	NEUTRAL	0- 0	0- 0	0- 0				

RPI 1-25				RPI 26-50				RPI 51-100				RPI 101+ Team's RPI: 109			
RPI	S	Opponent	Score	RPI	S	Opponent	Score	RPI	S	Opponent	Score	RPI	S	Opponent	Score
2	A	UConn	40 83	27	H	George Washington	62 68	64	A	Temple	58 82	135	A	Little Rock	53 61
2	H	UConn	46 86	44	H	South Fla.	88 87	68	A	Central Mich.	64 61	145	H	Southern Ill.	61 58
								75	H	Saint Louis	57 63	159	A	SMU	49 58
								76	A	Minnesota	60 70	163	H	Illinois	81 75
								80	H	Tulane	83 67	174	A	East Carolina	79 78
								87	H	Georgetown	57 53	184	A	Tulsa	69 58
												184	H	Tulsa	59 65
												195	A	Kansas	63 72
												219	A	Cincinnati	64 47
												219	H	Cincinnati	54 51
												261	H	Houston	74 57
												273	A	UCF	69 52
												273	H	UCF	75 59
												280	H	Jacksonville St.	70 55
												336	H	Eastern Ill.	80 49
LAST 12 Division I GAMES:															
174	A	East Carolina	79 78	44	H	South Fla.	88 87	159	A	SMU	49 58	2	H	UConn	46 86
273	A	UCF	69 52	184	H	Tulsa	59 65	219	A	Cincinnati	64 47	261	H	Houston	74 57
219	H	Cincinnati	54 51	273	H	UCF	75 59								
2	A	UConn	40 83												
273	H	UCF	75 59												
184	A	Tulsa	69 58												

Non-Div I Games:

Memphis

■ Loss,
 ■ Non-Conf,
 ■ S Site,
 ■ H Home
 ■ A Away
 N Neutral

Average RPI Win:	252	WON-LOST	WINNING	LAST 10	STRENGTH OF	OPP. STRENGTH	TEAM	ADJ.	CONF.	ADJ CONF.
Average RPI Loss:	82	RECORD	PCT. RANK	GAMES	SCHEDULE	OF SCHEDULE	RPI	RPI	RPI	RPI
DIV. I ONLY	17- 6	53	9- 1	254	226	120	120	17	17	
DIV. I NON-CONF.	8- 5	120	2- 0	215	296	154	154	16	16	
TOTALS	RPI 1-25	RPI 26-50	W-L RECORDS	RPI 51-100	RPI 101-150	RPI 150+				
17- 6	0- 1	0- 1	OVERALL	1- 2	2- 2	14- 0				
8- 3	0- 0	0- 0	HOME	1- 1	1- 2	6- 0				
8- 2	0- 1	0- 1	AWAY	0- 0	1- 0	7- 0				
1- 1	0- 0	0- 0	NEUTRAL	0- 1	0- 0	1- 0				
8- 5	0- 1	0- 1	NON-CONFERENCE	0- 2	0- 1	8- 0				
4- 2	0- 0	0- 0	HOME	0- 1	0- 1	4- 0				
3- 2	0- 1	0- 1	AWAY	0- 0	0- 0	3- 0				
1- 1	0- 0	0- 0	NEUTRAL	0- 1	0- 0	1- 0				
9- 1	0- 0	0- 0	CONFERENCE	1- 0	2- 1	6- 0				
4- 1	0- 0	0- 0	HOME	1- 0	1- 1	2- 0				
5- 0	0- 0	0- 0	AWAY	0- 0	1- 0	4- 0				
0- 0	0- 0	0- 0	NEUTRAL	0- 0	0- 0	0- 0				

RPI 1-25					RPI 26-50					RPI 51-100					RPI 101+					Team's RPI: 120	
RPI	S	Opponent	Score		RPI	S	Opponent	Score		RPI	S	Opponent	Score		RPI	S	Opponent	Score			
13	A	Florida St.	36	79	26	A	Georgia	44	57	63	H	Chattanooga	67	44	122	A	Samford	63	60		
										75	H	Saint Louis	60	68	122	H	Samford	63	61		
										95	N	Charlotte	62	72	140	H	ETSU	53	55		
															145	H	Southern Ill.	52	55		
															201	H	Col. of Charleston	66	58		
															217	A	Furman	61	50		
															275	A	Tennessee Tech	63	47		
															277	H	Ga. Southern	62	50		
															280	H	Jacksonville St.	46	39		
															292	A	UNCG	86	78		
															292	H	UNCG	81	47		
															294	A	Florida A&M	54	50		
															297	A	Kennesaw St.	72	61		
															301	A	Western Caro.	92	88		
															301	H	Western Caro.	63	42		
															307	A	Wofford	70	61		
															316	N	Howard	70	53		
															319	H	North Florida	68	54		
LAST 12 Division I GAMES:																					
					122	H	Samford	63	61	63	H	Chattanooga	67	44							
					292	H	UNCG	81	47	122	A	Samford	63	60							
					301	H	Western Caro.	63	42	301	A	Western Caro.	92	88							
					217	A	Furman	61	50	292	A	UNCG	86	78							
					307	A	Wofford	70	61	294	A	Florida A&M	54	50							
					140	H	ETSU	53	55	319	H	North Florida	68	54							

Non-Div I Games: Faulkner 86 33 Coastal Ga. 87 48

Mercer

Loss, Non-Conf, S Site, H Home A Away N Neutral

Average RPI Win:	158	WON-LOST	WINNING	LAST 10	STRENGTH OF	OPP. STRENGTH	TEAM	ADJ.	CONF.	ADJ CONF.
Average RPI Loss:	26	RECORD	PCT. RANK	GAMES	SCHEDULE	OF SCHEDULE	RPI	RPI	RPI	RPI
DIV. I ONLY	21- 5	30	7- 3	77	56	29	29	5	5	
DIV. I NON-CONF.	12- 1	9	0- 0	189	134	42	42	5	5	
TOTALS	RPI 1-25	RPI 26-50	W-L RECORDS	RPI 51-100	RPI 101-150	RPI 150+				
21- 5	0- 4	2- 0	OVERALL	4- 1	5- 0	10- 0				
12- 2	0- 2	1- 0	HOME	2- 0	2- 0	7- 0				
8- 2	0- 1	0- 0	AWAY	2- 1	3- 0	3- 0				
1- 1	0- 1	1- 0	NEUTRAL	0- 0	0- 0	0- 0				
12- 1	0- 1	1- 0	NON-CONFERENCE	2- 0	0- 0	9- 0				
8- 0	0- 0	0- 0	HOME	1- 0	0- 0	7- 0				
3- 0	0- 0	0- 0	AWAY	1- 0	0- 0	2- 0				
1- 1	0- 1	1- 0	NEUTRAL	0- 0	0- 0	0- 0				
9- 4	0- 3	1- 0	CONFERENCE	2- 1	5- 0	1- 0				
4- 2	0- 2	1- 0	HOME	1- 0	2- 0	0- 0				
5- 2	0- 1	0- 0	AWAY	1- 1	3- 0	1- 0				
0- 0	0- 0	0- 0	NEUTRAL	0- 0	0- 0	0- 0				

RPI 1-25				RPI 26-50				Team's RPI: 29				RPI 51-100				RPI 101+			
RPI	S	Opponent	Score	RPI	S	Opponent	Score	RPI	S	Opponent	Score	RPI	S	Opponent	Score	RPI	S	Opponent	Score
1	A	Notre Dame	69 90	46	H	North Carolina St.	73 44	51	H	Duke	61 53	101	A	North Carolina	76 61				
4	N	Baylor	81 88	47	N	Indiana	89 75	84	A	Georgia Tech	58 55	110	A	Virginia Tech	57 45				
13	H	Florida St.	58 69					91	A	Virginia	56 76	113	A	Boston College	67 62				
19	H	Syracuse	51 57					94	H	Wright St.	80 67	115	H	Wake Forest	71 60				
								95	A	Charlotte	77 70	127	H	Pittsburgh	79 55				
												161	A	Old Dominion	61 35				
												163	H	Illinois	73 64				
												167	A	Loyola Chicago	77 50				
												185	H	Milwaukee	77 38				
												241	A	Clemson	83 49				
												259	H	Bethune-Cookman	55 47				
												270	H	Coppin St.	78 59				
												282	H	La Salle	86 58				
												288	H	FIU	83 55				
												314	H	UMass Lowell	84 53				
LAST 12 Division I GAMES:																			
1	A	Notre Dame	69 90	13	H	Florida St.	58 69												
84	A	Georgia Tech	58 55	101	A	North Carolina	76 61												
51	H	Duke	61 53	115	H	Wake Forest	71 60												
113	A	Boston College	67 62	241	A	Clemson	83 49												
19	H	Syracuse	51 57	127	H	Pittsburgh	79 55												
110	A	Virginia Tech	57 45	91	A	Virginia	56 76												

Non-Div I Games:

Miami (FL)

■ Loss,
 ■ Non-Conf, S Site,
 ■ Home
 ■ Away
 N Neutral

Average RPI Win:	261	WON-LOST	WINNING	LAST 10	STRENGTH OF	OPP. STRENGTH	TEAM	ADJ.	CONF.	ADJ CONF.
Average RPI Loss:	133	RECORD	PCT. RANK	GAMES	SCHEDULE	OF SCHEDULE	RPI	RPI	RPI	RPI
DIV. I ONLY	9- 14	238	2- 8	243	174	264	264	11	11	
DIV. I NON-CONF.	6- 5	146	0- 0	305	219	234	234	13	13	
TOTALS	RPI 1-25	RPI 26-50	W-L RECORDS	RPI 51-100	RPI 101-150	RPI 150+				
9- 14	0- 0	0- 0	OVERALL	0- 5	1- 4	8- 5				
7- 6	0- 0	0- 0	HOME	0- 1	1- 2	6- 3				
1- 8	0- 0	0- 0	AWAY	0- 4	0- 2	1- 2				
1- 0	0- 0	0- 0	NEUTRAL	0- 0	0- 0	1- 0				
6- 5	0- 0	0- 0	NON-CONFERENCE	0- 2	0- 0	6- 3				
4- 2	0- 0	0- 0	HOME	0- 0	0- 0	4- 2				
1- 3	0- 0	0- 0	AWAY	0- 2	0- 0	1- 1				
1- 0	0- 0	0- 0	NEUTRAL	0- 0	0- 0	1- 0				
3- 9	0- 0	0- 0	CONFERENCE	0- 3	1- 4	2- 2				
3- 4	0- 0	0- 0	HOME	0- 1	1- 2	2- 1				
0- 5	0- 0	0- 0	AWAY	0- 2	0- 2	0- 1				
0- 0	0- 0	0- 0	NEUTRAL	0- 0	0- 0	0- 0				

RPI 1-25				RPI 26-50				RPI 51-100				RPI 101+				Team's RPI: 264	
RPI	S	Opponent	Score	RPI	S	Opponent	Score	RPI	S	Opponent	Score	RPI	S	Opponent	Score		
								65	A	Michigan	55 97	106	H	Eastern Mich.	46 70		
								68	A	Central Mich.	54 77	114	H	Toledo	50 55		
								68	H	Central Mich.	58 72	117	A	Western Mich.	66 80		
								81	A	Ball St.	41 66	119	A	Akron	65 77		
								96	A	UT Martin	47 74	134	H	Buffalo	69 58		
												155	H	Northern Ky.	57 71		
												171	A	Fla. Atlantic	65 68		
												198	H	Eastern Ky.	72 77		
												200	H	Oakland	65 54		
												229	A	Valparaiso	75 72		
												252	H	Bowling Green	58 64		
												258	A	Northern Ill.	73 92		
												258	H	Northern Ill.	66 60		
												268	H	Austin Peay	75 60		
												298	H	Morehead St.	59 57		
												317	H	Kent St.	55 52		
												320	H	Evansville	91 85		
												325	N	LIU Brooklyn	68 49		
LAST 12 Division I GAMES:																	
106	H	Eastern Mich.	46 70	68	H	Central Mich.	58 72										
258	A	Northern Ill.	73 92	117	A	Western Mich.	66 80										
119	A	Akron	65 77	114	H	Toledo	50 55										
317	H	Kent St.	55 52	81	A	Ball St.	41 66										
68	A	Central Mich.	54 77	258	H	Northern Ill.	66 60										
134	H	Buffalo	69 58	252	H	Bowling Green	58 64										

Non-Div I Games:

Miami (OH)

■ Loss,
 ■ Non-Conf, S Site,
 ■ Home
 ■ Away
 N Neutral

Michigan

Through Games Of Feb. 15, 2016

Average RPI Win:	146	WON-LOST	WINNING	LAST 10	STRENGTH OF	OPP. STRENGTH	TEAM	ADJ.	CONF.	ADJ CONF.
Average RPI Loss:	43	RECORD	PCT. RANK	GAMES	SCHEDULE	OF SCHEDULE	RPI	RPI	RPI	RPI
DIV. I ONLY	15- 10	115	5- 5	37	48	65	65	4	4	
DIV. I NON-CONF.	8- 3	77	0- 0	87	137	71	71	4	4	
TOTALS	RPI 1-25	RPI 26-50	W-L RECORDS	RPI 51-100	RPI 101-150	RPI 150+				
15- 10	0- 3	0- 3	OVERALL	4- 3	4- 1	7- 0				
11- 5	0- 3	0- 0	HOME	2- 2	3- 0	6- 0				
4- 5	0- 0	0- 3	AWAY	2- 1	1- 1	1- 0				
0- 0	0- 0	0- 0	NEUTRAL	0- 0	0- 0	0- 0				
8- 3	0- 1	0- 1	NON-CONFERENCE	0- 0	3- 1	5- 0				
7- 1	0- 1	0- 0	HOME	0- 0	3- 0	4- 0				
1- 2	0- 0	0- 1	AWAY	0- 0	0- 1	1- 0				
0- 0	0- 0	0- 0	NEUTRAL	0- 0	0- 0	0- 0				
7- 7	0- 2	0- 2	CONFERENCE	4- 3	1- 0	2- 0				
4- 4	0- 2	0- 0	HOME	2- 2	0- 0	2- 0				
3- 3	0- 0	0- 2	AWAY	2- 1	1- 0	0- 0				
0- 0	0- 0	0- 0	NEUTRAL	0- 0	0- 0	0- 0				

RPI 1-25				RPI 26-50				RPI 51-100				Team's RPI: 65		RPI 101+			
RPI	S	Opponent	Score	RPI	S	Opponent	Score	RPI	S	Opponent	Score			RPI	S	Opponent	Score
5	H	Ohio St.	93 97	32	A	Michigan St.	64 85	57	A	Iowa	69 85			106	A	Eastern Mich.	63 64
10	H	UCLA	77 86	38	A	Princeton	57 74	57	H	Iowa	82 75			127	H	Pittsburgh	82 45
11	H	Maryland	67 74	47	A	Indiana	69 77	59	A	Purdue	68 61			130	A	Penn St.	91 87
								59	H	Purdue	63 65			137	H	Xavier	92 54
								69	H	Nebraska	81 93			138	H	Oral Roberts	61 44
								76	A	Minnesota	93 86			151	H	Wisconsin	82 65
								76	H	Minnesota	92 76			163	H	Illinois	96 83
														177	A	Detroit	88 61
														203	H	Hartford	83 47
														204	H	USC Upstate	119 61
														230	H	Binghamton	90 62
														264	H	Miami (OH)	97 55
LAST 12 Division I GAMES:																	
				59	A	Purdue	68 61	69	H	Nebraska	81 93						
				151	H	Wisconsin	82 65	5	H	Ohio St.	93 97						
				163	H	Illinois	96 83	130	A	Penn St.	91 87						
				32	A	Michigan St.	64 85	11	H	Maryland	67 74						
				76	H	Minnesota	92 76	76	A	Minnesota	93 86						
				57	A	Iowa	69 85	57	H	Iowa	82 75						

Non-Div I Games:

Michigan

■ Loss,
 ■ Non-Conf, S Site,
 ■ Home
 ■ Away
 N Neutral

Average RPI Win:	125	WON-LOST	WINNING	LAST 10	STRENGTH OF	OPP. STRENGTH	TEAM	ADJ.	CONF.	ADJ CONF.
Average RPI Loss:	40	RECORD	PCT. RANK	GAMES	SCHEDULE	OF SCHEDULE	RPI	RPI	RPI	RPI
DIV. I ONLY	18- 7	58	3- 3	53	15	32	32	4	4	
DIV. I NON-CONF.	9- 2	37	0- 0	54	70	30	30	4	4	
TOTALS	RPI 1-25	RPI 26-50	W-L RECORDS	RPI 51-100	RPI 101-150	RPI 150+				
18- 7	0- 4	2- 1	OVERALL	5- 1	2- 1	9- 0				
11- 2	0- 1	2- 0	HOME	4- 0	1- 1	4- 0				
6- 4	0- 2	0- 1	AWAY	1- 1	1- 0	4- 0				
1- 1	0- 1	0- 0	NEUTRAL	0- 0	0- 0	1- 0				
9- 2	0- 2	1- 0	NON-CONFERENCE	0- 0	1- 0	7- 0				
5- 1	0- 1	1- 0	HOME	0- 0	1- 0	3- 0				
3- 0	0- 0	0- 0	AWAY	0- 0	0- 0	3- 0				
1- 1	0- 1	0- 0	NEUTRAL	0- 0	0- 0	1- 0				
9- 5	0- 2	1- 1	CONFERENCE	5- 1	1- 1	2- 0				
6- 1	0- 0	1- 0	HOME	4- 0	0- 1	1- 0				
3- 4	0- 2	0- 1	AWAY	1- 1	1- 0	1- 0				
0- 0	0- 0	0- 0	NEUTRAL	0- 0	0- 0	0- 0				

RPI 1-25				RPI 26-50				Team's RPI: 32	RPI 51-100				RPI 101+			
RPI	S	Opponent	Score	RPI	S	Opponent	Score		RPI	S	Opponent	Score	RPI	S	Opponent	Score
4	N	Baylor	76 84	26	H	Georgia	66 45		57	A	Iowa	74 69	117	H	Western Mich.	78 40
5	A	Ohio St.	80 85	41	H	Rutgers	59 48		57	H	Iowa	80 73	130	A	Penn St.	71 55
11	A	Maryland	76 85	47	A	Indiana	65 81		59	H	Purdue	68 56	130	H	Penn St.	61 65
16	H	Louisville	78 85						65	H	Michigan	85 64	151	A	Wisconsin	77 54
									69	A	Nebraska	66 73	151	H	Wisconsin	77 67
									90	H	Northwestern	74 51	154	A	Davidson	73 44
													167	H	Loyola Chicago	76 47
													172	A	Northeastern	77 51
													177	H	Detroit	81 42
													200	A	Oakland	82 62
													219	N	Cincinnati	103 63
													222	H	Idaho St.	79 60
LAST 12 Division I GAMES:																
		11	A	Maryland	76	85			59	H	Purdue	68	56			
		69	A	Nebraska	66	73			41	H	Rutgers	59	48			
		130	H	Penn St.	61	65			57	H	Iowa	80	73			
		57	A	Iowa	74	69			47	A	Indiana	65	81			
		65	H	Michigan	85	64			90	H	Northwestern	74	51			
		151	A	Wisconsin	77	54			130	A	Penn St.	71	55			

Non-Div I Games:

Michigan St.

Average RPI Win:	187	WON-LOST	WINNING	LAST 10	STRENGTH OF	OPP. STRENGTH	TEAM	ADJ.	CONF.	ADJ CONF.
Average RPI Loss:	78	RECORD	PCT. RANK	GAMES	SCHEDULE	OF SCHEDULE	RPI	RPI	RPI	RPI
DIV. I ONLY	17- 7	65	9- 1	116	99	74	74	12	12	
DIV. I NON-CONF.	6- 5	146	0- 0	119	85	122	122	10	10	
TOTALS	RPI 1-25	RPI 26-50	W-L RECORDS	RPI 51-100	RPI 101-150	RPI 150+				
17- 7	0- 1	1- 2	OVERALL	2- 2	3- 1	11- 1				
9- 3	0- 1	1- 0	HOME	2- 1	2- 0	4- 1				
8- 3	0- 0	0- 1	AWAY	0- 0	1- 0	7- 0				
0- 1	0- 0	0- 0	NEUTRAL	0- 0	0- 1	0- 0				
6- 5	0- 1	0- 1	NON-CONFERENCE	1- 2	1- 1	4- 0				
3- 2	0- 1	0- 0	HOME	1- 1	0- 0	2- 0				
3- 2	0- 0	0- 1	AWAY	0- 1	1- 0	2- 0				
0- 1	0- 0	0- 0	NEUTRAL	0- 0	0- 1	0- 0				
11- 2	0- 0	1- 1	CONFERENCE	1- 0	2- 0	7- 1				
6- 1	0- 0	1- 0	HOME	1- 0	2- 0	2- 1				
5- 1	0- 0	0- 1	AWAY	0- 0	0- 0	5- 0				
0- 0	0- 0	0- 0	NEUTRAL	0- 0	0- 0	0- 0				

RPI 1-25				RPI 26-50				RPI 51-100				Team's RPI: 74	RPI 101+			
RPI	S	Opponent	Score	RPI	S	Opponent	Score	RPI	S	Opponent	Score		RPI	S	Opponent	Score
18	H	Kentucky	52 68	28	A	Ohio	49 72	68	A	Central Mich.	59 81		137	A	Xavier	62 53
				31	A	UTEP	73 84	85	H	Missouri St.	70 54		142	H	Marshall	65 54
				50	H	Western Ky.	83 75	91	H	Virginia	66 70		143	H	UAB	68 40
								95	H	Charlotte	72 67		146	N	Alabama	46 64
													152	H	Southern Miss.	74 44
													161	H	Old Dominion	58 61
													162	H	Ole Miss	84 75
													171	A	Fla. Atlantic	83 73
													176	H	Louisiana Tech	68 57
													224	A	North Texas	76 52
													242	A	Rice	61 60
													246	A	UTSA	74 63
													268	A	Austin Peay	86 55
													275	H	Tennessee Tech	69 53
													288	A	FIU	85 62
													329	A	Nevada	90 46
LAST 12 Division I GAMES:																
152	H	Southern Miss.	74 44	242	A	Rice	61 60									
176	H	Louisiana Tech	68 57	224	A	North Texas	76 52									
288	A	FIU	85 62	161	H	Old Dominion	58 61									
171	A	Fla. Atlantic	83 73	95	H	Charlotte	72 67									
50	H	Western Ky.	83 75	246	A	UTSA	74 63									
142	H	Marshall	65 54	31	A	UTEP	73 84									

Non-Div I Games:

Middle Tenn.

■ Loss,
■ Non-Conf, S Site,
■ Home
■ Away
N Neutral

Average RPI Win:	254	WON-LOST	WINNING	LAST 10	STRENGTH OF	OPP. STRENGTH	TEAM	ADJ.	CONF.	ADJ CONF.
Average RPI Loss:	112	RECORD	PCT. RANK	GAMES	SCHEDULE	OF SCHEDULE	RPI	RPI	RPI	RPI
DIV. I ONLY	13- 10	131	7- 3	271	151	185	185	14	14	
DIV. I NON-CONF.	6- 5	146	1- 0	346	162	267	267	15	15	
TOTALS	RPI 1-25	RPI 26-50	W-L RECORDS	RPI 51-100	RPI 101-150	RPI 150+				
13- 10	0- 2	0- 1	OVERALL	1- 2	0- 2	12- 3				
7- 5	0- 1	0- 0	HOME	0- 1	0- 1	7- 2				
5- 5	0- 1	0- 1	AWAY	1- 1	0- 1	4- 1				
1- 0	0- 0	0- 0	NEUTRAL	0- 0	0- 0	1- 0				
6- 5	0- 0	0- 1	NON-CONFERENCE	0- 2	0- 0	6- 2				
3- 2	0- 0	0- 0	HOME	0- 1	0- 0	3- 1				
2- 3	0- 0	0- 1	AWAY	0- 1	0- 0	2- 1				
1- 0	0- 0	0- 0	NEUTRAL	0- 0	0- 0	1- 0				
7- 5	0- 2	0- 0	CONFERENCE	1- 0	0- 2	6- 1				
4- 3	0- 1	0- 0	HOME	0- 0	0- 1	4- 1				
3- 2	0- 1	0- 0	AWAY	1- 0	0- 1	2- 0				
0- 0	0- 0	0- 0	NEUTRAL	0- 0	0- 0	0- 0				

RPI	S	Opponent	Score	RPI	S	Opponent	Score	RPI	S	Opponent	Score	RPI	S	Opponent	Score	Team's RPI: 185
23	A	Green Bay	46 69	29	A	Miami (FL)	38 77	82	H	Marquette	81 101	105	A	Youngstown St.	67 69	
23	H	Green Bay	42 63					90	A	Northwestern	44 69	105	H	Youngstown St.	62 70	
								94	A	Wright St.	82 60	155	A	Northern Ky.	86 60	
												171	A	Fla. Atlantic	67 71	
												177	H	Detroit	79 89	
												200	H	Oakland	77 64	
												210	H	Ill.-Chicago	54 53	
												229	H	Valparaiso	82 60	
												258	H	Northern Ill.	73 58	
												282	N	La Salle	69 53	
												293	A	Cleveland St.	62 46	
												293	H	Cleveland St.	59 58	
												296	H	UMKC	70 48	
												310	H	Denver	49 56	
												328	H	IPFW	73 60	
												334	A	Chicago St.	55 48	
												336	A	Eastern Ill.	82 71	
LAST 12 Division I GAMES:																
105	H	Youngstown St.	62 70	94	A	Wright St.	82 60									
293	H	Cleveland St.	59 58	229	H	Valparaiso	82 60									
23	A	Green Bay	46 69	210	H	Ill.-Chicago	54 53									
200	H	Oakland	77 64	293	A	Cleveland St.	62 46									
177	H	Detroit	79 89	105	A	Youngstown St.	67 69									
155	A	Northern Ky.	86 60	334	A	Chicago St.	55 48									

Non-Div I Games:

Milwaukee

■ Loss,
■ Non-Conf, S Site,
■ Home
■ Away
N Neutral

Average RPI Win:	153	WON-LOST	WINNING	LAST 10	STRENGTH OF	OPP. STRENGTH	TEAM	ADJ.	CONF.	ADJ CONF.
Average RPI Loss:	74	RECORD	PCT. RANK	GAMES	SCHEDULE	OF SCHEDULE	RPI	RPI	RPI	RPI
DIV. I ONLY	18- 7	58	8- 2	150	31	76	76	4	4	
DIV. I NON-CONF.	8- 3	77	0- 0	244	165	135	135	4	4	
TOTALS	RPI 1-25	RPI 26-50	W-L RECORDS	RPI 51-100	RPI 101-150	RPI 150+				
18- 7	0- 0	2- 2	OVERALL	5- 4	3- 0	8- 1				
13- 2	0- 0	2- 0	HOME	4- 1	3- 0	4- 1				
4- 4	0- 0	0- 1	AWAY	1- 3	0- 0	3- 0				
1- 1	0- 0	0- 1	NEUTRAL	0- 0	0- 0	1- 0				
8- 3	0- 0	0- 1	NON-CONFERENCE	1- 1	2- 0	5- 1				
6- 1	0- 0	0- 0	HOME	1- 0	2- 0	3- 1				
1- 1	0- 0	0- 0	AWAY	0- 1	0- 0	1- 0				
1- 1	0- 0	0- 1	NEUTRAL	0- 0	0- 0	1- 0				
10- 4	0- 0	2- 1	CONFERENCE	4- 3	1- 0	3- 0				
7- 1	0- 0	2- 0	HOME	3- 1	1- 0	1- 0				
3- 3	0- 0	0- 1	AWAY	1- 2	0- 0	2- 0				
0- 0	0- 0	0- 0	NEUTRAL	0- 0	0- 0	0- 0				

RPI 1-25				RPI 26-50				RPI 51-100				Team's RPI: 76	RPI 101+			
RPI	S	Opponent	Score	RPI	S	Opponent	Score	RPI	S	Opponent	Score		RPI	S	Opponent	Score
				41	A	Rutgers	55 66	51	A	Duke	64 84		109	H	Memphis	70 60
				41	H	Rutgers	85 72	57	H	Iowa	78 76		128	H	North Dakota	57 47
				47	H	Indiana	78 76	59	A	Purdue	72 84		130	H	Penn St.	98 85
				49	N	Auburn	79 81	65	A	Michigan	76 92		151	A	Wisconsin	84 77
								65	H	Michigan	86 93		163	A	Illinois	106 75
								69	H	Nebraska	110 73		163	H	Illinois	82 77
								77	H	Maine	91 64		182	N	Stetson	72 69
								90	A	Northwestern	112 106		187	H	New Mexico	53 72
								90	H	Northwestern	95 92		284	H	Towson	105 86
													307	H	Wofford	98 54
													317	A	Kent St.	85 73
													342	H	NJIT	83 50
LAST 12 Division I GAMES:																
				57	H	Iowa	78 76	151	A	Wisconsin	84 77					
				69	H	Nebraska	110 73	90	H	Northwestern	95 92					
				90	A	Northwestern	112 106	47	H	Indiana	78 76					
				41	H	Rutgers	85 72	59	A	Purdue	72 84					
				65	A	Michigan	76 92	65	H	Michigan	86 93					
				163	H	Illinois	82 77	163	A	Illinois	106 75					

Non-Div I Games:

Minnesota

Mississippi St.

Through Games Of Feb. 15, 2016

Average RPI Win:	155	WON-LOST	WINNING	LAST 10	STRENGTH OF	OPP. STRENGTH	TEAM	ADJ.	CONF.	ADJ CONF.
Average RPI Loss:	17	RECORD	PCT. RANK	GAMES	SCHEDULE	OF SCHEDULE	RPI	RPI	RPI	RPI
DIV. I ONLY	21- 5	30	6- 4	73	63	25	25	2	2	
DIV. I NON-CONF.	13- 1	8	0- 0	226	237	48	48	2	2	
TOTALS	RPI 1-25	RPI 26-50	W-L RECORDS	RPI 51-100	RPI 101-150	RPI 150+				
21- 5	2- 3	3- 2	OVERALL	1- 0	5- 0	10- 0				
13- 1	1- 1	2- 0	HOME	0- 0	2- 0	8- 0				
4- 4	1- 2	0- 2	AWAY	0- 0	2- 0	1- 0				
4- 0	0- 0	1- 0	NEUTRAL	1- 0	1- 0	1- 0				
13- 1	0- 1	1- 0	NON-CONFERENCE	1- 0	2- 0	9- 0				
8- 0	0- 0	0- 0	HOME	0- 0	1- 0	7- 0				
1- 1	0- 1	0- 0	AWAY	0- 0	0- 0	1- 0				
4- 0	0- 0	1- 0	NEUTRAL	1- 0	1- 0	1- 0				
8- 4	2- 2	2- 2	CONFERENCE	0- 0	3- 0	1- 0				
5- 1	1- 1	2- 0	HOME	0- 0	1- 0	1- 0				
3- 3	1- 1	0- 2	AWAY	0- 0	2- 0	0- 0				
0- 0	0- 0	0- 0	NEUTRAL	0- 0	0- 0	0- 0				

RPI	S	Opponent	Score	RPI	S	Opponent	Score	RPI	S	Opponent	Score	RPI	S	Opponent	Score
3	H	South Carolina	51 57	26	A	Georgia	43 47	60	N	FGCU	65 60	117	N	Western Mich.	90 68
8	A	Texas	47 53	33	A	Missouri	54 66					122	H	Samford	68 47
14	A	Texas A&M	58 64	33	H	Missouri	52 42					124	A	LSU	71 52
15	H	Tennessee	65 63	44	N	South Fla.	68 58					131	A	Arkansas	65 55
22	A	Florida	76 70	49	H	Auburn	60 45					131	H	Arkansas	80 55
												152	H	Southern Miss.	78 65
												159	N	SMU	72 70
												162	H	Ole Miss	79 51
												176	A	Louisiana Tech	93 63
												186	H	Grambling	107 43
												265	H	Tennessee St.	82 54
												300	H	Savannah St.	92 25
												305	H	Southeastern La.	81 41
												346	H	Norfolk St.	92 34
												348	H	Mississippi Val.	109 37
LAST 12 Division I GAMES:															
14	A	Texas A&M	58 64	26	A	Georgia	43 47								
33	H	Missouri	52 42	162	H	Ole Miss	79 51								
124	A	LSU	71 52	33	A	Missouri	54 66								
131	A	Arkansas	65 55	131	H	Arkansas	80 55								
15	H	Tennessee	65 63	49	H	Auburn	60 45								
3	H	South Carolina	51 57	22	A	Florida	76 70								

Non-Div I Games:

Mississippi St.

■ Loss,
 ■ Non-Conf,
 ■ S Site,
 ■ H Home
 ■ A Away
 N Neutral

Average RPI Win: 338		WON-LOST	WINNING	LAST 10	STRENGTH OF	OPP. STRENGTH	TEAM	ADJ.	CONF.	ADJ CONF.
Average RPI Loss: 221		RECORD	PCT. RANK	GAMES	SCHEDULE	OF SCHEDULE	RPI	RPI	RPI	RPI
DIV. I ONLY		1- 20	348	0- 10	324	324	348	348	32	32
DIV. I NON-CONF.		0- 8	338	0- 0	188	68	326	326	31	31
TOTALS	RPI 1-25		RPI 26-50		W-L RECORDS		RPI 51-100		RPI 101-150	RPI 150+
1- 20	0- 1		0- 0		OVERALL		0- 1		0- 3	1- 15
1- 6	0- 0		0- 0		HOME		0- 0		0- 0	1- 6
0- 13	0- 1		0- 0		AWAY		0- 1		0- 3	0- 8
0- 1	0- 0		0- 0		NEUTRAL		0- 0		0- 0	0- 1
0- 8	0- 1		0- 0		NON-CONFERENCE		0- 1		0- 3	0- 3
0- 0	0- 0		0- 0		HOME		0- 0		0- 0	0- 0
0- 7	0- 1		0- 0		AWAY		0- 1		0- 3	0- 2
0- 1	0- 0		0- 0		NEUTRAL		0- 0		0- 0	0- 1
1- 12	0- 0		0- 0		CONFERENCE		0- 0		0- 0	1- 12
1- 6	0- 0		0- 0		HOME		0- 0		0- 0	1- 6
0- 6	0- 0		0- 0		AWAY		0- 0		0- 0	0- 6
0- 0	0- 0		0- 0		NEUTRAL		0- 0		0- 0	0- 0

RPI 1-25				RPI 26-50				RPI 51-100				RPI 101+ Team's RPI: 348			
RPI	S	Opponent	Score	RPI	S	Opponent	Score	RPI	S	Opponent	Score	RPI	S	Opponent	Score
25	A	Mississippi St.	37 109					71	A	Vanderbilt	39 89	131	A	Arkansas	46 86
												143	A	UAB	33 80
												146	A	Alabama	35 98
												152	A	Southern Miss.	55 71
												162	A	Ole Miss	61 97
												181	A	Southern U.	26 78
												181	H	Southern U.	36 99
												186	H	Grambling	52 65
												238	A	Texas Southern	38 76
												279	A	Alabama St.	50 100
												279	H	Alabama St.	51 79
												290	A	Prairie View	57 80
												306	H	Jackson St.	46 72
												320	A	Alcorn	39 75
												320	H	Alcorn	66 81
												323	N	Nicholls St.	54 63
												338	H	Ark.-Pine Bluff	62 60
												345	A	Alabama A&M	68 79
												345	H	Alabama A&M	74 84
LAST 12 Division I GAMES:															
				181	A	Southern U.	26 78					290	A	Prairie View	57 80
				320	A	Alcorn	39 75					238	A	Texas Southern	38 76
				345	H	Alabama A&M	74 84					181	H	Southern U.	36 99
				279	H	Alabama St.	51 79					320	H	Alcorn	66 81
				186	H	Grambling	52 65					345	A	Alabama A&M	68 79
				306	H	Jackson St.	46 72					279	A	Alabama St.	50 100

Non-Div I Games:	Philander Smith	64	53	Blue Mountain	72	67
------------------	-----------------	----	----	---------------	----	----

Mississippi Val.

Loss, Non-Conf, S Site, H Home A Away N Neutral

Average RPI Win: 153		WON-LOST	WINNING	LAST 10	STRENGTH OF	OPP. STRENGTH	TEAM	ADJ.	CONF.	ADJ CONF.
Average RPI Loss: 36		RECORD	PCT. RANK	GAMES	SCHEDULE	OF SCHEDULE	RPI	RPI	RPI	RPI
DIV. I ONLY		20- 6	38	6- 4	70	40	33	33	2	2
DIV. I NON-CONF.		13- 0	1	0- 0	233	164	34	34	2	2
TOTALS		RPI 1-25	RPI 26-50		W-L RECORDS		RPI 51-100	RPI 101-150	RPI 150+	
20- 6	2- 4	1- 1		OVERALL		3- 0	4- 1	10- 0		
13- 2	2- 1	0- 1		HOME		1- 0	4- 0	6- 0		
6- 4	0- 1	1- 0		AWAY		2- 0	0- 0	3- 0		
1- 0	0- 0	0- 0		NEUTRAL		0- 0	0- 0	1- 0		
13- 0	0- 0	0- 0		NON-CONFERENCE		3- 0	1- 0	9- 0		
8- 0	0- 0	0- 0		HOME		1- 0	1- 0	6- 0		
4- 0	0- 0	0- 0		AWAY		2- 0	0- 0	2- 0		
1- 0	0- 0	0- 0		NEUTRAL		0- 0	0- 0	1- 0		
7- 6	2- 4	1- 1		CONFERENCE		0- 0	3- 1	1- 0		
5- 2	2- 1	0- 1		HOME		0- 0	3- 0	0- 0		
2- 4	0- 3	1- 0		AWAY		0- 0	0- 1	1- 0		
0- 0	0- 0	0- 0		NEUTRAL		0- 0	0- 0	0- 0		

RPI	S	Opponent	Score	RPI	S	Opponent	Score	Team's RPI: 33	RPI	S	Opponent	Score	RPI	S	Opponent	Score
3	A	South Carolina	58 83	26	A	Georgia	54 48		56	A	St. Mary's (CA)	95 78	115	H	Wake Forest	94 81
14	A	Texas A&M	77 81	26	H	Georgia	50 65		85	A	Missouri St.	71 55	124	H	LSU	52 46
15	H	Tennessee	55 71						95	H	Charlotte	88 71	131	A	Arkansas	52 64
22	H	Florida	79 64										131	H	Arkansas	69 48
25	A	Mississippi St.	42 52										146	H	Alabama	63 52
25	H	Mississippi St.	66 54										162	A	Ole Miss	60 46
													166	H	SIUE	75 46
													172	N	Northeastern	69 56
													178	A	Colorado	79 75
													199	H	Southeast Mo. St.	74 32
													211	H	Texas St.	82 56
													239	H	Loyola Marymount	80 48
													278	H	Lamar	91 57
													295	A	Wichita St.	57 37
													338	H	Ark.-Pine Bluff	85 34
LAST 12 Division I GAMES:																
131	H	Arkansas	69 48	22	H	Florida	79 64									
146	H	Alabama	63 52	14	A	Texas A&M	77 81									
25	A	Mississippi St.	42 52	131	A	Arkansas	52 64									
26	H	Georgia	50 65	25	H	Mississippi St.	66 54									
162	A	Ole Miss	60 46	3	A	South Carolina	58 83									
124	H	LSU	52 46	26	A	Georgia	54 48									

Non-Div I Games:

Missouri

■ Loss,
 ■ Non-Conf, S Site,
 ■ Home
 ■ Away
 N Neutral

Average RPI Win:	207	WON-LOST	WINNING	LAST 10	STRENGTH OF	OPP. STRENGTH	TEAM	ADJ.	CONF.	ADJ CONF.
Average RPI Loss:	68	RECORD	PCT. RANK	GAMES	SCHEDULE	OF SCHEDULE	RPI	RPI	RPI	RPI
DIV. I ONLY	16- 8	83	8- 2	114	139	85	85	21	21	
DIV. I NON-CONF.	6- 5	146	0- 0	30	27	78	78	17	17	
TOTALS	RPI 1-25	RPI 26-50	W-L RECORDS	RPI 51-100	RPI 101-150	RPI 150+				
16- 8	0- 2	0- 1	OVERALL	0- 2	5- 3	11- 0				
6- 4	0- 1	0- 1	HOME	0- 0	2- 2	4- 0				
9- 2	0- 0	0- 0	AWAY	0- 1	3- 1	6- 0				
1- 2	0- 1	0- 0	NEUTRAL	0- 1	0- 0	1- 0				
6- 5	0- 2	0- 1	NON-CONFERENCE	0- 2	3- 0	3- 0				
2- 2	0- 1	0- 1	HOME	0- 0	1- 0	1- 0				
3- 1	0- 0	0- 0	AWAY	0- 1	2- 0	1- 0				
1- 2	0- 1	0- 0	NEUTRAL	0- 1	0- 0	1- 0				
10- 3	0- 0	0- 0	CONFERENCE	0- 0	2- 3	8- 0				
4- 2	0- 0	0- 0	HOME	0- 0	1- 2	3- 0				
6- 1	0- 0	0- 0	AWAY	0- 0	1- 1	5- 0				
0- 0	0- 0	0- 0	NEUTRAL	0- 0	0- 0	0- 0				

RPI 1-25				RPI 26-50				RPI 51-100				Team's RPI: 85	RPI 101+			
RPI	S	Opponent	Score	RPI	S	Opponent	Score	RPI	S	Opponent	Score		RPI	S	Opponent	Score
6	N	Stanford	65 82	33	H	Missouri	55 71	74	A	Middle Tenn.	54 70		108	A	Drake	72 95
17	H	Oklahoma St.	55 74					77	N	Maine	65 69		108	H	Drake	75 82
													121	A	UNI	78 75
													121	H	UNI	60 65
													131	A	Arkansas	69 54
													135	A	Little Rock	64 58
													138	H	Oral Roberts	72 64
													145	H	Southern Ill.	82 77
													162	A	Ole Miss	91 78
													167	A	Loyola Chicago	73 62
													167	H	Loyola Chicago	91 81
													183	N	Marist	77 45
													198	H	Eastern Ky.	87 63
													232	A	Indiana St.	59 51
													295	A	Wichita St.	77 57
													299	A	Bradley	55 44
													299	H	Bradley	59 56
													315	A	Illinois St.	73 51
													320	H	Evansville	77 70
LAST 12 Division I GAMES:																
299	H	Bradley	59 56	320	H	Evansville	77 70	167	A	Loyola Chicago	73 62					
167	H	Loyola Chicago	91 81					299	A	Bradley	55 44					
108	A	Drake	72 95					121	H	UNI	60 65					
121	A	UNI	78 75					108	H	Drake	75 82					
295	A	Wichita St.	77 57					232	A	Indiana St.	59 51					
145	H	Southern Ill.	82 77													

Non-Div I Games: MidAmerica Naz. 88 61

Missouri St.

■ Loss,
 ■ Non-Conf, S Site,
 ■ Home
 ■ Away
 N Neutral

Average RPI Win:	241	WON-LOST	WINNING	LAST 10	STRENGTH OF	OPP. STRENGTH	TEAM	ADJ.	CONF.	ADJ CONF.
Average RPI Loss:	194	RECORD	PCT. RANK	GAMES	SCHEDULE	OF SCHEDULE	RPI	RPI	RPI	RPI
DIV. I ONLY	9- 16	251	4- 6	257	283	274	274	23	23	
DIV. I NON-CONF.	2- 7	280	0- 0	314	314	333	333	24	24	
TOTALS	RPI 1-25	RPI 26-50	W-L RECORDS	RPI 51-100	RPI 101-150	RPI 150+				
9- 16	0- 0	0- 1	OVERALL	0- 0	1- 4	8- 11				
6- 6	0- 0	0- 0	HOME	0- 0	1- 2	5- 4				
3- 10	0- 0	0- 1	AWAY	0- 0	0- 2	3- 7				
0- 0	0- 0	0- 0	NEUTRAL	0- 0	0- 0	0- 0				
2- 7	0- 0	0- 1	NON-CONFERENCE	0- 0	0- 1	2- 5				
1- 3	0- 0	0- 0	HOME	0- 0	0- 1	1- 2				
1- 4	0- 0	0- 1	AWAY	0- 0	0- 0	1- 3				
0- 0	0- 0	0- 0	NEUTRAL	0- 0	0- 0	0- 0				
7- 9	0- 0	0- 0	CONFERENCE	0- 0	1- 3	6- 6				
5- 3	0- 0	0- 0	HOME	0- 0	1- 1	4- 2				
2- 6	0- 0	0- 0	AWAY	0- 0	0- 2	2- 4				
0- 0	0- 0	0- 0	NEUTRAL	0- 0	0- 0	0- 0				

RPI 1-25			RPI 26-50			RPI 51-100			RPI 101+			Team's RPI: 274
RPI	S	Opponent	Score	RPI	S	Opponent	Score	RPI	S	Opponent	Score	
				38	A	Princeton	70 81					
								106	H	Eastern Mich.	68 78	
								107	A	Quinnipiac	58 85	
								107	H	Quinnipiac	63 60	
								111	A	Iona	56 68	
								111	H	Iona	49 64	
								183	A	Marist	55 78	
								183	H	Marist	60 52	
								196	H	Robert Morris	47 60	
								202	H	Canisius	79 75	
								212	A	Fairfield	70 80	
								212	H	Fairfield	60 68	
								214	A	Lehigh	88 95	
								217	A	Siena	54 64	
								217	H	Siena	63 69	
								227	A	Manhattan	57 56	
								227	H	Manhattan	72 62	
								255	A	Providence	59 71	
								282	H	La Salle	50 65	
								286	A	Rider	87 75	
								291	A	Colgate	86 80	
								302	H	Niagara	83 60	
								312	A	Fairleigh Dickinson	75 81	
								333	A	Saint Peter's	62 67	
								340	H	St. Francis Brooklyn	63 54	
LAST 12 Division I GAMES:												
212	A	Fairfield	70 80	107	A	Quinnipiac	58 85					
227	A	Manhattan	57 56	111	H	Iona	49 64					
202	H	Canisius	79 75	286	A	Rider	87 75					
111	A	Iona	56 68	183	A	Marist	55 78					
227	H	Manhattan	72 62	217	A	Siena	54 64					
212	H	Fairfield	60 68	183	H	Marist	60 52					

Non-Div I Games:

Monmouth

Average RPI Win:	247	WON-LOST	WINNING	LAST 10	STRENGTH OF	OPP. STRENGTH	TEAM	ADJ.	CONF.	ADJ CONF.
Average RPI Loss:	170	RECORD	PCT. RANK	GAMES	SCHEDULE	OF SCHEDULE	RPI	RPI	RPI	RPI
DIV. I ONLY	14- 9	105	5- 5	332	157	209	209	20	20	
DIV. I NON-CONF.	6- 4	125	0- 0	273	211	198	198	21	21	
TOTALS	RPI 1-25	RPI 26-50	W-L RECORDS	RPI 51-100	RPI 101-150	RPI 150+				
14- 9	0- 0	0- 1	OVERALL	1- 0	0- 2	13- 6				
10- 2	0- 0	0- 0	HOME	0- 0	0- 1	10- 1				
3- 7	0- 0	0- 1	AWAY	0- 0	0- 1	3- 5				
1- 0	0- 0	0- 0	NEUTRAL	1- 0	0- 0	0- 0				
6- 4	0- 0	0- 1	NON-CONFERENCE	1- 0	0- 0	5- 3				
5- 1	0- 0	0- 0	HOME	0- 0	0- 0	5- 1				
0- 3	0- 0	0- 1	AWAY	0- 0	0- 0	0- 2				
1- 0	0- 0	0- 0	NEUTRAL	1- 0	0- 0	0- 0				
8- 5	0- 0	0- 0	CONFERENCE	0- 0	0- 2	8- 3				
5- 1	0- 0	0- 0	HOME	0- 0	0- 1	5- 0				
3- 4	0- 0	0- 0	AWAY	0- 0	0- 1	3- 3				
0- 0	0- 0	0- 0	NEUTRAL	0- 0	0- 0	0- 0				

RPI S	Opponent	Score	RPI S	Opponent	Score	RPI S	Opponent	Score	RPI S	Opponent	Score	Team's RPI: 209
45	A Colorado St.	43 75	88	N Drexel	58 50	128	H North Dakota	59 61	132	A Idaho	61 78	
						157	H Pacific	64 54	160	A Montana St.	52 61	
						169	H Northern Colo.	58 46	171	H Fla. Atlantic	83 69	
						175	A Eastern Wash.	65 67	188	A Sacramento St.	75 83	
						188	H Sacramento St.	90 83	214	A Lehigh	53 80	
						215	H Utah St.	86 70	234	A Wyoming	61 68	
						254	H Seattle	44 58	272	A Northern Ariz.	61 57	
						272	H Northern Ariz.	81 58	283	H Portland	90 67	
						324	A Portland St.	79 58	324	H Portland St.	76 57	
						330	A Southern Utah	81 50	330	H Southern Utah	66 60	
						337	H Cal St. Fullerton	86 51				
LAST 12 Division I GAMES:												
272	A Northern Ariz.	61 57	132	A Idaho	61 78							
330	A Southern Utah	81 50	128	H North Dakota	59 61							
324	H Portland St.	76 57	169	H Northern Colo.	58 46							
188	H Sacramento St.	90 83	188	A Sacramento St.	75 83							
160	A Montana St.	52 61	324	A Portland St.	79 58							
175	A Eastern Wash.	65 67	330	H Southern Utah	66 60							

Non-Div I Games: Mont. St.-Northern 80 32

Montana

Loss, Non-Conf, S Site, H Home A Away N Neutral

Average RPI Win:	258	WON-LOST	WINNING	LAST 10	STRENGTH OF	OPP. STRENGTH	TEAM	ADJ.	CONF.	ADJ CONF.
Average RPI Loss:	157	RECORD	PCT. RANK	GAMES	SCHEDULE	OF SCHEDULE	RPI	RPI	RPI	RPI
DIV. I ONLY	17- 5	37	9- 1	347	160	160	160	20	20	
DIV. I NON-CONF.	5- 4	138	0- 0	345	244	247	247	21	21	
TOTALS	RPI 1-25	RPI 26-50	W-L RECORDS	RPI 51-100	RPI 101-150	RPI 150+				
17- 5	0- 0	0- 0	OVERALL	0- 2	2- 0	15- 3				
9- 1	0- 0	0- 0	HOME	0- 1	1- 0	8- 0				
7- 4	0- 0	0- 0	AWAY	0- 1	1- 0	6- 3				
1- 0	0- 0	0- 0	NEUTRAL	0- 0	0- 0	1- 0				
5- 4	0- 0	0- 0	NON-CONFERENCE	0- 2	0- 0	5- 2				
2- 1	0- 0	0- 0	HOME	0- 1	0- 0	2- 0				
2- 3	0- 0	0- 0	AWAY	0- 1	0- 0	2- 2				
1- 0	0- 0	0- 0	NEUTRAL	0- 0	0- 0	1- 0				
12- 1	0- 0	0- 0	CONFERENCE	0- 0	2- 0	10- 1				
7- 0	0- 0	0- 0	HOME	0- 0	1- 0	6- 0				
5- 1	0- 0	0- 0	AWAY	0- 0	1- 0	4- 1				
0- 0	0- 0	0- 0	NEUTRAL	0- 0	0- 0	0- 0				

RPI S	Opponent	Score	RPI S	Opponent	Score	RPI S	Opponent	Score	RPI S	Opponent	Score	Team's RPI: 160
						83	H San Diego	49 62	128	H North Dakota	69 61	
						97	A Gonzaga	52 65	132	A Idaho	62 59	
									169	H Northern Colo.	66 58	
									175	A Eastern Wash.	69 81	
									188	A Sacramento St.	80 79	
									188	H Sacramento St.	116 99	
									197	A Cal Poly	57 66	
									209	H Montana	61 52	
									234	A Wyoming	69 75	
									254	A Seattle	80 51	
									272	A Northern Ariz.	83 72	
									272	H Northern Ariz.	86 77	
									283	H Portland	86 57	
									320	N Evansville	81 55	
									324	A Portland St.	106 59	
									324	H Portland St.	74 64	
									329	A Nevada	66 53	
									330	A Southern Utah	87 66	
									330	H Southern Utah	86 59	
									337	H Cal St. Fullerton	89 66	
LAST 12 Division I GAMES:												
330	A	Southern Utah	87	66	175	A	Eastern Wash.	69	81			
272	A	Northern Ariz.	83	72	169	H	Northern Colo.	66	58			
188	H	Sacramento St.	116	99	128	H	North Dakota	69	61			
324	H	Portland St.	74	64	324	A	Portland St.	106	59			
209	H	Montana	61	52	188	A	Sacramento St.	80	79			
132	A	Idaho	62	59	272	H	Northern Ariz.	86	77			

Non-Div I Games: Montana Western 74 36 Carroll (MT) 74 34

Montana St.

Average RPI Win:	306	WON-LOST	WINNING	LAST 10	STRENGTH OF	OPP. STRENGTH	TEAM	ADJ.	CONF.	ADJ CONF.
Average RPI Loss:	181	RECORD	PCT. RANK	GAMES	SCHEDULE	OF SCHEDULE	RPI	RPI	RPI	RPI
DIV. I ONLY	7- 17	276	3- 7	289	277	298	298	24	24	
DIV. I NON-CONF.	4- 8	234	0- 0	284	317	270	270	23	23	
TOTALS	RPI 1-25	RPI 26-50	W-L RECORDS	RPI 51-100	RPI 101-150	RPI 150+				
7- 17	0- 1	0- 1	OVERALL	0- 1	0- 4	7- 10				
4- 6	0- 0	0- 0	HOME	0- 1	0- 2	4- 3				
3- 11	0- 0	0- 0	AWAY	0- 0	0- 0	3- 0				
0- 0	0- 0	0- 0	NEUTRAL	0- 0	0- 0	0- 0				
4- 8	0- 1	0- 1	NON-CONFERENCE	0- 0	0- 2	4- 4				
2- 2	0- 0	0- 0	HOME	0- 0	0- 1	2- 1				
2- 6	0- 1	0- 1	AWAY	0- 0	0- 1	2- 3				
0- 0	0- 0	0- 0	NEUTRAL	0- 0	0- 0	0- 0				
3- 9	0- 0	0- 0	CONFERENCE	0- 1	0- 2	3- 6				
2- 4	0- 0	0- 0	HOME	0- 1	0- 1	2- 2				
1- 5	0- 0	0- 0	AWAY	0- 0	0- 1	1- 4				
0- 0	0- 0	0- 0	NEUTRAL	0- 0	0- 0	0- 0				

RPI 1-25				RPI 26-50				RPI 51-100				RPI 101+ Team's RPI: 298			
RPI	S	Opponent	Score	RPI	S	Opponent	Score	RPI	S	Opponent	Score	RPI	S	Opponent	Score
18	A	Kentucky	57 112	37	A	West Virginia	56 94	96	H	UT Martin	67 85	102	A	Belmont	71 99
												102	H	Belmont	74 89
												142	H	Marshall	101 104
												145	A	Southern Ill.	69 102
												166	A	SIUE	81 90
												198	A	Eastern Ky.	93 100
												199	H	Southeast Mo. St.	79 89
												204	H	USC Upstate	72 86
												260	A	UC Santa Barbara	78 93
												264	A	Miami (OH)	57 59
												265	A	Tennessee St.	76 78
												268	H	Austin Peay	75 96
												269	A	Murray St.	79 83
												271	A	Georgia St.	99 90
												275	H	Tennessee Tech	75 71
												280	H	Jacksonville St.	67 63
												297	H	Kennesaw St.	83 77
												334	A	Chicago St.	71 75
												335	A	Lipscomb	92 77
												336	A	Eastern Ill.	85 77
												345	H	Alabama A&M	112 69
LAST 12 Division I GAMES:															
102	H	Belmont	74 89	268	H	Austin Peay	75 96								
265	A	Tennessee St.	76 78	336	A	Eastern Ill.	85 77								
102	A	Belmont	71 99	166	A	SIUE	81 90								
198	A	Eastern Ky.	93 100	96	H	UT Martin	67 85								
275	H	Tennessee Tech	75 71	199	H	Southeast Mo. St.	79 89								
280	H	Jacksonville St.	67 63	269	A	Murray St.	79 83								

Non-Div I Games: Ky. Christian 121 91 Mt. St. Joseph 117 53

Morehead St.

Loss, Non-Conf, S Site, H Home A Away N Neutral

Average RPI Win:	290	WON-LOST	WINNING	LAST 10	STRENGTH OF	OPP. STRENGTH	TEAM	ADJ.	CONF.	ADJ CONF.
Average RPI Loss:	153	RECORD	PCT. RANK	GAMES	SCHEDULE	OF SCHEDULE	RPI	RPI	RPI	RPI
DIV. I ONLY	10- 13	207	8- 2	230	325	225	225	31	31	
DIV. I NON-CONF.	1- 10	330	1- 1	18	294	249	249	30	30	
TOTALS	RPI 1-25	RPI 26-50	W-L RECORDS	RPI 51-100	RPI 101-150	RPI 150+				
10- 13	0- 1	0- 2	OVERALL	1- 0	0- 2	9- 8				
5- 3	0- 0	0- 0	HOME	1- 0	0- 0	4- 3				
5- 8	0- 0	0- 0	AWAY	0- 0	0- 0	5- 1				
0- 2	0- 0	0- 1	NEUTRAL	0- 0	0- 0	0- 1				
1- 10	0- 1	0- 2	NON-CONFERENCE	1- 0	0- 2	0- 5				
1- 2	0- 0	0- 0	HOME	1- 0	0- 0	0- 2				
0- 6	0- 1	0- 1	AWAY	0- 0	0- 2	0- 2				
0- 2	0- 0	0- 1	NEUTRAL	0- 0	0- 0	0- 1				
9- 3	0- 0	0- 0	CONFERENCE	0- 0	0- 0	9- 3				
4- 1	0- 0	0- 0	HOME	0- 0	0- 0	4- 1				
5- 2	0- 0	0- 0	AWAY	0- 0	0- 0	5- 2				
0- 0	0- 0	0- 0	NEUTRAL	0- 0	0- 0	0- 0				

RPI 1-25				RPI 26-50				RPI 51-100				RPI 101+ Team's RPI: 225			
RPI	S	Opponent	Score	RPI	S	Opponent	Score	RPI	S	Opponent	Score	RPI	S	Opponent	Score
19	A	Syracuse	61 90	35	A	James Madison	31 92	89	H	Bucknell	64 50	110	A	Virginia Tech	33 73
				45	N	Colorado St.	36 54					139	A	Stony Brook	42 46
												156	A	Hampton	47 60
												156	H	Hampton	51 65
												170	H	UMBC	46 65
												193	A	Brown	45 72
												196	A	Robert Morris	44 76
												217	N	Siena	46 69
												259	A	Bethune-Cookman	48 63
												270	H	Coppin St.	72 51
												294	A	Florida A&M	67 62
												296	H	UMKC	50 59
												300	A	Savannah St.	66 60
												303	A	UMES	77 69
												311	A	South Carolina St.	62 56
												316	H	Howard	78 66
												327	H	Delaware St.	56 49
												346	A	Norfolk St.	59 56
												346	H	Norfolk St.	67 58
LAST 12 Division I GAMES:															
156	A	Hampton	47 60	259	A	Bethune-Cookman	48 63								
346	A	Norfolk St.	59 56	294	A	Florida A&M	67 62								
311	A	South Carolina St.	62 56	303	A	UMES	77 69								
300	A	Savannah St.	66 60	327	H	Delaware St.	56 49								
270	H	Coppin St.	72 51	296	H	UMKC	50 59								
316	H	Howard	78 66	89	H	Bucknell	64 50								

Non-Div I Games: Washington Adventis74 36

Morgan St.

■ Loss,
 ■ Non-Conf,
 ■ S Site,
 ■ Home
 ■ A Away
 N Neutral

Average RPI Win:	319	WON-LOST	WINNING	LAST 10	STRENGTH OF	OPP. STRENGTH	TEAM	ADJ.	CONF.	ADJ CONF.
Average RPI Loss:	240	RECORD	PCT. RANK	GAMES	SCHEDULE	OF SCHEDULE	RPI	RPI	RPI	RPI
DIV. I ONLY	7- 18	282	3- 7	339	348	339	339	30	30	
DIV. I NON-CONF.	2- 9	296	0- 0	316	331	334	334	32	32	
TOTALS	RPI 1-25	RPI 26-50	W-L RECORDS	RPI 51-100	RPI 101-150	RPI 150+				
7- 18	0- 0	0- 0	OVERALL	0- 1	0- 2	7- 15				
4- 8	0- 0	0- 0	HOME	0- 0	0- 0	4- 8				
3- 10	0- 0	0- 0	AWAY	0- 0	0- 0	3- 3				
0- 0	0- 0	0- 0	NEUTRAL	0- 0	0- 0	0- 0				
2- 9	0- 0	0- 0	NON-CONFERENCE	0- 1	0- 2	2- 6				
0- 4	0- 0	0- 0	HOME	0- 0	0- 0	0- 4				
2- 5	0- 0	0- 0	AWAY	0- 1	0- 2	2- 2				
0- 0	0- 0	0- 0	NEUTRAL	0- 0	0- 0	0- 0				
5- 9	0- 0	0- 0	CONFERENCE	0- 0	0- 0	5- 9				
4- 4	0- 0	0- 0	HOME	0- 0	0- 0	4- 4				
1- 5	0- 0	0- 0	AWAY	0- 0	0- 0	1- 5				
0- 0	0- 0	0- 0	NEUTRAL	0- 0	0- 0	0- 0				

RPI 1-25				RPI 26-50				RPI 51-100				RPI 101+				Team's RPI: 339
RPI	S	Opponent	Score	RPI	S	Opponent	Score	RPI	S	Opponent	Score	RPI	S	Opponent	Score	
								89	A	Bucknell	45 71	110	A	Virginia Tech	42 59	
												127	A	Pittsburgh	57 74	
												196	A	Robert Morris	56 61	
												196	H	Robert Morris	67 74	
												216	H	William & Mary	74 76	
												235	H	Bryant	59 70	
												237	A	Sacred Heart	58 61	
												256	H	Loyola Maryland	63 65	
												263	A	Saint Francis (PA)	57 87	
												263	H	Saint Francis (PA)	64 73	
												266	H	Central Conn. St.	54 48	
												270	A	Coppin St.	55 66	
												281	A	Campbell	53 62	
												302	H	Niagara	51 53	
												303	A	UMES	57 50	
												312	A	Fairleigh Dickinson	53 66	
												312	H	Fairleigh Dickinson	71 55	
												316	H	Howard	49 62	
												325	A	LIU Brooklyn	50 53	
												325	H	LIU Brooklyn	51 61	
												327	A	Delaware St.	54 41	
												340	H	St. Francis Brooklyn	66 56	
												344	A	Wagner	59 50	
												344	H	Wagner	64 55	
LAST 12 Division I GAMES:																
312	H	Fairleigh Dickinson	71 55	237	A	Sacred Heart	58 61									
263	H	Saint Francis (PA)	64 73	312	A	Fairleigh Dickinson	53 66									
344	A	Wagner	59 50	196	A	Robert Morris	56 61									
325	A	LIU Brooklyn	50 53	263	A	Saint Francis (PA)	57 87									
196	H	Robert Morris	67 74	235	H	Bryant	59 70									
344	H	Wagner	64 55	266	H	Central Conn. St.	54 48									

Non-Div I Games:

Mt. St. Mary's

Average RPI Win: 276	WON-LOST	WINNING	LAST 10	STRENGTH OF	OPP. STRENGTH	TEAM	ADJ.	CONF.	ADJ CONF.
Average RPI Loss: 179	RECORD	PCT. RANK	GAMES	SCHEDULE	OF SCHEDULE	RPI	RPI	RPI	RPI
DIV. I ONLY	8- 14	248	4- 6	264	295	269	269	24	24
DIV. I NON-CONF.	2- 7	280	0- 0	231	339	268	268	23	23
TOTALS	RPI 1-25	RPI 26-50	W-L RECORDS	RPI 51-100	RPI 101-150	RPI 150+			
8- 14	0- 1	0- 0	OVERALL	0- 1	0- 5	8- 7			
5- 4	0- 0	0- 0	HOME	0- 0	0- 2	5- 2			
3- 10	0- 1	0- 0	AWAY	0- 1	0- 3	3- 5			
0- 0	0- 0	0- 0	NEUTRAL	0- 0	0- 0	0- 0			
2- 7	0- 1	0- 0	NON-CONFERENCE	0- 0	0- 4	2- 2			
0- 2	0- 0	0- 0	HOME	0- 0	0- 2	0- 0			
2- 5	0- 1	0- 0	AWAY	0- 0	0- 2	2- 2			
0- 0	0- 0	0- 0	NEUTRAL	0- 0	0- 0	0- 0			
6- 7	0- 0	0- 0	CONFERENCE	0- 1	0- 1	6- 5			
5- 2	0- 0	0- 0	HOME	0- 0	0- 0	5- 2			
1- 5	0- 0	0- 0	AWAY	0- 1	0- 1	1- 3			
0- 0	0- 0	0- 0	NEUTRAL	0- 0	0- 0	0- 0			

RPI 1-25			RPI 26-50			RPI 51-100			RPI 101+ Team's RPI: 269		
RPI	S	Opponent	Score	RPI	S	Opponent	Score	RPI	S	Opponent	Score
13	A	Florida St.	59 101					96	A	UT Martin	62 92
								102	A	Belmont	61 87
								125	A	Central Ark.	40 50
								125	H	Central Ark.	51 61
								145	H	Southern Ill.	57 70
								147	A	Jacksonville	54 79
								166	A	SIUE	79 76
								166	H	SIUE	61 64
								198	A	Eastern Ky.	60 72
								199	A	Southeast Mo. St.	59 96
								199	H	Southeast Mo. St.	80 61
								265	A	Tennessee St.	58 69
								268	H	Austin Peay	75 72
								275	H	Tennessee Tech	56 50
								280	H	Jacksonville St.	71 74
								298	H	Morehead St.	83 79
								315	A	Illinois St.	76 81
								320	A	Evansville	73 54
								335	A	Lipscomb	85 93
								336	H	Eastern Ill.	66 56
								345	A	Alabama A&M	76 59
LAST 12 Division I GAMES:											
199	H	Southeast Mo. St.	80 61	166	H	SIUE	61 64				
166	A	SIUE	79 76	198	A	Eastern Ky.	60 72				
268	H	Austin Peay	75 72	265	A	Tennessee St.	58 69				
199	A	Southeast Mo. St.	59 96	102	A	Belmont	61 87				
96	A	UT Martin	62 92	280	H	Jacksonville St.	71 74				
336	H	Eastern Ill.	66 56	275	H	Tennessee Tech	56 50				

Non-Div I Games: Blue Mountain 89 64 Oakland City 91 75

Murray St.

■ Loss,
 ■ Non-Conf,
 ■ S Site,
 ■ Home
 ■ A Away
 N Neutral

Average RPI Win:	313	WON-LOST	WINNING	LAST 10	STRENGTH OF	OPP. STRENGTH	TEAM	ADJ.	CONF.	ADJ CONF.
Average RPI Loss:	175	RECORD	PCT. RANK	GAMES	SCHEDULE	OF SCHEDULE	RPI	RPI	RPI	RPI
DIV. I ONLY	11- 10	157	8- 2	322	316	251	251	31	31	
DIV. I NON-CONF.	2- 7	280	0- 1	144	186	251	251	30	30	
TOTALS	RPI 1-25	RPI 26-50	W-L RECORDS	RPI 51-100	RPI 101-150	RPI 150+				
11- 10	0- 2	0- 0	OVERALL	0- 1	0- 1	11- 6				
5- 4	0- 0	0- 0	HOME	0- 1	0- 1	5- 2				
4- 5	0- 1	0- 0	AWAY	0- 0	0- 0	4- 4				
2- 1	0- 1	0- 0	NEUTRAL	0- 0	0- 0	2- 0				
2- 7	0- 2	0- 0	NON-CONFERENCE	0- 1	0- 1	2- 3				
0- 2	0- 0	0- 0	HOME	0- 1	0- 1	0- 0				
0- 4	0- 1	0- 0	AWAY	0- 0	0- 0	0- 3				
2- 1	0- 1	0- 0	NEUTRAL	0- 0	0- 0	2- 0				
9- 3	0- 0	0- 0	CONFERENCE	0- 0	0- 0	9- 3				
5- 2	0- 0	0- 0	HOME	0- 0	0- 0	5- 2				
4- 1	0- 0	0- 0	AWAY	0- 0	0- 0	4- 1				
0- 0	0- 0	0- 0	NEUTRAL	0- 0	0- 0	0- 0				

RPI S	Opponent	Score	RPI S	Opponent	Score	RPI S	Opponent	Score	RPI S	Opponent	Score	Team's RPI: 251
5	A Ohio St.	56 89				60	H FGCU	36 60	104	H VCU	49 64	
21	N Duquesne	67 81							156	H Hampton	52 55	
									250	A Navy	48 52	
									259	H Bethune-Cookman	68 55	
									270	A Coppin St.	59 65	
									281	A Campbell	55 56	
									294	H Florida A&M	80 51	
									295	A Wichita St.	53 55	
									300	A Savannah St.	69 59	
									300	H Savannah St.	60 31	
									303	H UMES	50 56	
									309	N North Dakota St.	72 64	
									311	A South Carolina St.	57 54	
									316	H Howard	88 70	
									327	A Delaware St.	84 64	
									330	N Southern Utah	78 65	
									346	H Norfolk St.	64 53	
									349	A N.C. Central	76 54	
LAST 12 Division I GAMES:												
259	H Bethune-Cookman	68 55	346	H Norfolk St.	64 53							
294	H Florida A&M	80 51	156	H Hampton	52 55							
349	A N.C. Central	76 54	311	A South Carolina St.	57 54							
300	H Savannah St.	60 31	300	A Savannah St.	69 59							
327	A Delaware St.	84 64	104	H VCU	49 64							
270	A Coppin St.	59 65	295	A Wichita St.	53 55							

Non-Div I Games: Pfeiffer 74 55 North Greenville 64 37

N.C. A&T

Loss, Non-Conf, S Site, H Home A Away N Neutral

N.C. Central

Through Games Of Feb. 15, 2016

Average RPI Win:	289	WON-LOST	WINNING	LAST 10	STRENGTH OF	OPP. STRENGTH	TEAM	ADJ.	CONF.	ADJ CONF.
Average RPI Loss:	256	RECORD	PCT. RANK	GAMES	SCHEDULE	OF SCHEDULE	RPI	RPI	RPI	RPI
DIV. I ONLY	3- 18	333	1- 8	344	345	349	349	31	31	
DIV. I NON-CONF.	1- 9	325	1- 1	322	323	347	347	30	30	
TOTALS	RPI 1-25	RPI 26-50	W-L RECORDS	RPI 51-100	RPI 101-150	RPI 150+				
3- 18	0- 0	0- 0	OVERALL	0- 2	0- 0	3- 16				
3- 6	0- 0	0- 0	HOME	0- 0	0- 0	3- 6				
0- 12	0- 0	0- 0	AWAY	0- 2	0- 0	0- 10				
0- 0	0- 0	0- 0	NEUTRAL	0- 0	0- 0	0- 0				
1- 9	0- 0	0- 0	NON-CONFERENCE	0- 2	0- 0	1- 7				
1- 1	0- 0	0- 0	HOME	0- 0	0- 0	1- 1				
0- 8	0- 0	0- 0	AWAY	0- 2	0- 0	0- 6				
0- 0	0- 0	0- 0	NEUTRAL	0- 0	0- 0	0- 0				
2- 9	0- 0	0- 0	CONFERENCE	0- 0	0- 0	2- 9				
2- 5	0- 0	0- 0	HOME	0- 0	0- 0	2- 5				
0- 4	0- 0	0- 0	AWAY	0- 0	0- 0	0- 4				
0- 0	0- 0	0- 0	NEUTRAL	0- 0	0- 0	0- 0				

RPI 1-25				RPI 26-50				RPI 51-100				RPI 101+				Team's RPI: 349	
RPI	S	Opponent	Score	RPI	S	Opponent	Score	RPI	S	Opponent	Score	RPI	S	Opponent	Score		
								69	A	Nebraska	47	88	156	H	Hampton	42	76
								95	A	Charlotte	52	67	204	A	USC Upstate	46	68
												217	H	Furman	66	61	
												223	A	Presbyterian	50	60	
												251	H	N.C. A&T	54	76	
												259	H	Bethune-Cookman	46	63	
												281	H	Campbell	48	57	
												292	A	UNCG	56	103	
												294	A	Florida A&M	45	55	
												294	H	Florida A&M	54	69	
												300	A	Savannah St.	39	57	
												303	H	UMES	49	46	
												307	A	Wofford	37	60	
												311	A	South Carolina St.	51	58	
												313	A	Winthrop	39	62	
												316	H	Howard	61	68	
												318	A	Longwood	49	60	
												327	A	Delaware St.	56	66	
												346	H	Norfolk St.	63	62	
LAST 12 Division I GAMES:																	
				294	H	Florida A&M	54	69				346	H	Norfolk St.	63	62	
				259	H	Bethune-Cookman	46	63				300	A	Savannah St.	39	57	
				251	H	N.C. A&T	54	76				311	A	South Carolina St.	51	58	
				294	A	Florida A&M	45	55				217	H	Furman	66	61	
				327	A	Delaware St.	56	66				292	A	UNCG	56	103	
				156	H	Hampton	42	76				223	A	Presbyterian	50	60	

Non-Div I Games: Johnson & Wales (NC68 58

N.C. Central

Loss, Non-Conf, S Site, H Home A Away N Neutral

Average RPI Win:	330	WON-LOST	WINNING	LAST 10	STRENGTH OF	OPP. STRENGTH	TEAM	ADJ.	CONF.	ADJ CONF.
Average RPI Loss:	204	RECORD	PCT. RANK	GAMES	SCHEDULE	OF SCHEDULE	RPI	RPI	RPI	RPI
DIV. I ONLY	2- 22	344	1- 9	263	314	342	342	29	29	
DIV. I NON-CONF.	1- 12	337	0- 1	258	330	338	338	27	27	
TOTALS	RPI 1-25	RPI 26-50	W-L RECORDS	RPI 51-100	RPI 101-150	RPI 150+				
2- 22	0- 0	0- 0	OVERALL	0- 5	0- 2	2- 15				
1- 12	0- 0	0- 0	HOME	0- 2	0- 1	1- 9				
1- 10	0- 0	0- 0	AWAY	0- 3	0- 1	1- 6				
0- 0	0- 0	0- 0	NEUTRAL	0- 0	0- 0	0- 0				
1- 12	0- 0	0- 0	NON-CONFERENCE	0- 3	0- 1	1- 8				
0- 6	0- 0	0- 0	HOME	0- 1	0- 0	0- 5				
1- 6	0- 0	0- 0	AWAY	0- 2	0- 1	1- 3				
0- 0	0- 0	0- 0	NEUTRAL	0- 0	0- 0	0- 0				
1- 10	0- 0	0- 0	CONFERENCE	0- 2	0- 1	1- 7				
1- 6	0- 0	0- 0	HOME	0- 1	0- 1	1- 4				
0- 4	0- 0	0- 0	AWAY	0- 1	0- 0	0- 3				
0- 0	0- 0	0- 0	NEUTRAL	0- 0	0- 0	0- 0				

RPI S	Opponent	Score	RPI S	Opponent	Score	RPI S	Opponent	Score	RPI S	Opponent	Score	Team's RPI: 342
						60	A FGCU	37 70	142	A Marshall	50 63	
						60	H FGCU	32 53	147	H Jacksonville	36 65	
						72	H Army West Point	35 71	182	A Stetson	55 60	
						76	A Minnesota	50 83	182	H Stetson	56 74	
						91	A Virginia	54 81	193	H Brown	49 74	
									204	H USC Upstate	41 58	
									214	H Lehigh	47 75	
									221	A Columbia	52 72	
									230	A Binghamton	50 54	
									231	H Dartmouth	39 46	
									289	H Vermont	46 54	
									297	A Kennesaw St.	48 64	
									297	H Kennesaw St.	77 82	
									309	H North Dakota St.	59 64	
									319	H North Florida	51 68	
									325	A LIU Brooklyn	53 44	
									335	A Lipscomb	49 63	
									335	H Lipscomb	61 51	
									344	A Wagner	53 76	
LAST 12 Division I GAMES:												
182	H Stetson	56 74	147	H Jacksonville	36 65							
60	H FGCU	32 53	319	H North Florida	51 68							
335	A Lipscomb	49 63	60	A FGCU	37 70							
297	H Kennesaw St.	77 82	182	A Stetson	55 60							
335	H Lipscomb	61 51	221	A Columbia	52 72							
297	A Kennesaw St.	48 64	204	H USC Upstate	41 58							

Non-Div I Games: St. Joseph (VT) 71 50 St. Joseph's (Brklr) 78 41

NJIT

Loss, Non-Conf, S Site, H Home A Away N Neutral

Average RPI Win: 277	WON-LOST	WINNING	LAST 10	STRENGTH OF	OPP. STRENGTH	TEAM	ADJ.	CONF.	ADJ CONF.
Average RPI Loss: 172	RECORD	PCT. RANK	GAMES	SCHEDULE	OF SCHEDULE	RPI	RPI	RPI	RPI
DIV. I ONLY	12- 11	159	6- 4	301	306	250	250	26	26
DIV. I NON-CONF.	5- 5	160	0- 0	213	275	206	206	28	28
TOTALS	RPI 1-25	RPI 26-50	W-L RECORDS	RPI 51-100	RPI 101-150	RPI 150+			
12- 11	0- 0	0- 2	OVERALL	1- 3	0- 0	11- 6			
9- 4	0- 0	0- 1	HOME	1- 1	0- 0	8- 2			
3- 6	0- 0	0- 1	AWAY	0- 1	0- 0	3- 4			
0- 1	0- 0	0- 0	NEUTRAL	0- 1	0- 0	0- 0			
5- 5	0- 0	0- 2	NON-CONFERENCE	1- 1	0- 0	4- 2			
4- 2	0- 0	0- 1	HOME	1- 0	0- 0	3- 1			
1- 3	0- 0	0- 1	AWAY	0- 1	0- 0	1- 1			
0- 0	0- 0	0- 0	NEUTRAL	0- 0	0- 0	0- 0			
7- 6	0- 0	0- 0	CONFERENCE	0- 2	0- 0	7- 4			
5- 2	0- 0	0- 0	HOME	0- 1	0- 0	5- 1			
2- 3	0- 0	0- 0	AWAY	0- 0	0- 0	2- 3			
0- 1	0- 0	0- 0	NEUTRAL	0- 1	0- 0	0- 0			

RPI S	Opponent	Score	RPI S	Opponent	Score	RPI S	Opponent	Score	RPI S	Opponent	Score	Team's RPI: 250
36	A Penn	43 57	67	A Hofstra	63 65	195	A Kansas	54 61				
45	H Colorado St.	73 82	72	N Army West Point	38 75	214	H Lehigh	48 51				
			89	H Bucknell	41 51	217	H Siena	59 58				
			92	H Elon	73 70	244	A Holy Cross	49 57				
						244	H Holy Cross	50 49				
						251	H N.C. A&T	52 48				
						256	A Loyola Maryland	38 51				
						256	H Loyola Maryland	45 38				
						291	A Colgate	62 58				
						291	H Colgate	51 41				
						325	H LIU Brooklyn	66 68				
						331	A Lafayette	65 58				
						331	H Lafayette	64 48				
						333	A Saint Peter's	50 39				
						343	H Air Force	64 46				
						347	A Boston U.	49 51				
						347	H Boston U.	67 56				
LAST 12 Division I GAMES:												
331	H Lafayette	64 48	214	H Lehigh	48 51							
256	H Loyola Maryland	45 38	331	A Lafayette	65 58							
291	A Colgate	62 58	256	A Loyola Maryland	38 51							
347	A Boston U.	49 51	291	H Colgate	51 41							
244	H Holy Cross	50 49	347	H Boston U.	67 56							
72	N Army West Point	38 75	244	A Holy Cross	49 57							

Non-Div I Games: Johns Hopkins 77 45

Navy

Average RPI Win: 164		WON-LOST	WINNING	LAST 10	STRENGTH OF	OPP. STRENGTH	TEAM	ADJ.	CONF.	ADJ CONF.
Average RPI Loss: 50		RECORD	PCT. RANK	GAMES	SCHEDULE	OF SCHEDULE	RPI	RPI	RPI	RPI
DIV. I ONLY		17- 8	76	7- 3	124	27	69	69	4	4
DIV. I NON-CONF.		9- 2	37	0- 0	263	117	97	97	4	4
TOTALS		RPI 1-25	RPI 26-50		W-L RECORDS		RPI 51-100	RPI 101-150	RPI 150+	
17- 8	0- 2	4- 2		OVERALL		2- 4	3- 0	8- 0		
14- 1	0- 0	4- 0		HOME		0- 1	2- 0	8- 0		
3- 7	0- 2	0- 2		AWAY		2- 3	1- 0	0- 0		
0- 0	0- 0	0- 0		NEUTRAL		0- 0	0- 0	0- 0		
9- 2	0- 1	2- 0		NON-CONFERENCE		0- 1	1- 0	6- 0		
9- 0	0- 0	2- 0		HOME		0- 0	1- 0	6- 0		
0- 2	0- 1	0- 0		AWAY		0- 1	0- 0	0- 0		
0- 0	0- 0	0- 0		NEUTRAL		0- 0	0- 0	0- 0		
8- 6	0- 1	2- 2		CONFERENCE		2- 3	2- 0	2- 0		
5- 1	0- 0	2- 0		HOME		0- 1	1- 0	2- 0		
3- 5	0- 1	0- 2		AWAY		2- 2	1- 0	0- 0		
0- 0	0- 0	0- 0		NEUTRAL		0- 0	0- 0	0- 0		


























































RPI	S	Opponent	Score	RPI	S	Opponent	Score	RPI	S	Opponent	Score	RPI	S	Opponent	Score
2	A	UConn	46 88	32	H	Michigan St.	73 66	57	H	Iowa	68 74	130	A	Penn St.	83 78
11	A	Maryland	50 89	41	A	Rutgers	56 66	59	A	Purdue	62 61	130	H	Penn St.	87 69
				41	H	Rutgers	65 54	65	A	Michigan	93 81	141	H	Creighton	65 63
				43	H	Arkansas St.	79 71	76	A	Minnesota	73 110	151	H	Wisconsin	75 62
				46	H	North Carolina St.	88 67	78	A	California	80 87	163	H	Illinois	73 57
				47	A	Indiana	47 59	90	A	Northwestern	62 85	181	H	Southern U.	89 38
												272	H	Northern Ariz.	90 67
												319	H	North Florida	91 46
												320	H	Evansville	85 40
												338	H	Ark.-Pine Bluff	96 46
												349	H	N.C. Central	88 47
LAST 12 Division I GAMES:															
32	H	Michigan St.	73 66	65	A	Michigan	93 81								
76	A	Minnesota	73 110	59	A	Purdue	62 61								
47	A	Indiana	47 59	41	H	Rutgers	65 54								
130	H	Penn St.	87 69	130	A	Penn St.	83 78								
41	A	Rutgers	56 66	163	H	Illinois	73 57								
151	H	Wisconsin	75 62	11	A	Maryland	50 89								

Non-Div I Games:

Nebraska

■ Loss,
 ■ Non-Conf, S Site,
 ■ Home
 ■ Away
 N Neutral

Average RPI Win: 275	WON-LOST	WINNING	LAST 10	STRENGTH OF	OPP. STRENGTH	TEAM	ADJ.	CONF.	ADJ CONF.
Average RPI Loss: 173	RECORD	PCT. RANK	GAMES	SCHEDULE	OF SCHEDULE	RPI	RPI	RPI	RPI
DIV. I ONLY	3- 19	335	3- 7	228	244	329	329	19	19
DIV. I NON-CONF.	0- 10	338	0- 0	198	240	336	336	20	20
TOTALS	RPI 1-25	RPI 26-50	W-L RECORDS	RPI 51-100	RPI 101-150	RPI 150+			
3- 19	0- 0	0- 1	OVERALL	0- 4	0- 3	3- 11			
2- 9	0- 0	0- 1	HOME	0- 3	0- 1	2- 4			
1- 8	0- 0	0- 0	AWAY	0- 0	0- 2	1- 6			
0- 2	0- 0	0- 0	NEUTRAL	0- 1	0- 0	0- 1			
0- 10	0- 0	0- 0	NON-CONFERENCE	0- 4	0- 0	0- 6			
0- 5	0- 0	0- 0	HOME	0- 3	0- 0	0- 2			
0- 3	0- 0	0- 0	AWAY	0- 0	0- 0	0- 3			
0- 2	0- 0	0- 0	NEUTRAL	0- 1	0- 0	0- 1			
3- 9	0- 0	0- 1	CONFERENCE	0- 0	0- 3	3- 5			
2- 4	0- 0	0- 1	HOME	0- 0	0- 1	2- 2			
1- 5	0- 0	0- 0	AWAY	0- 0	0- 2	1- 3			
0- 0	0- 0	0- 0	NEUTRAL	0- 0	0- 0	0- 0			

RPI 1-25	RPI 26-50	RPI 51-100	RPI 101+	Team's RPI: 329
RPI S Opponent Score	RPI S Opponent Score	RPI S Opponent Score	RPI S Opponent Score	Score
	45  Colorado St.	73  Washington St.	136  Boise St.	58  66
		74  Middle Tenn.	148  Fresno St.	56  65
		83  San Diego	148  Fresno St.	59  67
		98  San Francisco	157  Pacific	52  74
			160  Montana St.	53  66
			180  UNLV	59  65
			187  New Mexico	47  51
			210  Ill.-Chicago	55  70
			215  Utah St.	66  79
			220  Utah Valley	65  73
			234  Wyoming	53  68
			234  Wyoming	68 65
			239  Loyola Marymount	58  69
			247  San Diego St.	70 64
			332  UC Irvine	64  68
			343  Air Force	53  59
			343  Air Force	68 57
LAST 12 Division I GAMES:				
148  Fresno St.	56  65	234  Wyoming	68 65	
343  Air Force	53  59	136  Boise St.	58  66	
45  Colorado St.	37  64	343  Air Force	68 57	
215  Utah St.	66  79	148  Fresno St.	59  67	
247  San Diego St.	70 64	234  Wyoming	53  68	
180  UNLV	59  65	187  New Mexico	47  51	

Non-Div I Games: San Fran. St. 57 51

Nevada

New Hampshire

Through Games Of Feb. 15, 2016

Average RPI Win:	249	WON-LOST	WINNING	LAST 10	STRENGTH OF	OPP. STRENGTH	TEAM	ADJ.	CONF.	ADJ CONF.
Average RPI Loss:	145	RECORD	PCT. RANK	GAMES	SCHEDULE	OF SCHEDULE	RPI	RPI	RPI	RPI
DIV. I ONLY	8- 16	259	3- 7	166	235	243	243	15	15	
DIV. I NON-CONF.	5- 7	198	0- 0	237	271	215	215	18	18	
TOTALS	RPI 1-25	RPI 26-50	W-L RECORDS	RPI 51-100	RPI 101-150	RPI 150+				
8- 16	0- 0	0- 1	OVERALL	0- 4	1- 3	7- 8				
5- 6	0- 0	0- 1	HOME	0- 2	1- 0	4- 3				
3- 10	0- 0	0- 0	AWAY	0- 0	0- 1	3- 1				
0- 0	0- 0	0- 0	NEUTRAL	0- 0	0- 0	0- 0				
5- 7	0- 0	0- 1	NON-CONFERENCE	0- 0	0- 2	5- 4				
2- 3	0- 0	0- 1	HOME	0- 0	0- 0	2- 2				
3- 4	0- 0	0- 0	AWAY	0- 0	0- 2	3- 2				
0- 0	0- 0	0- 0	NEUTRAL	0- 0	0- 0	0- 0				
3- 9	0- 0	0- 0	CONFERENCE	0- 4	1- 1	2- 4				
3- 3	0- 0	0- 0	HOME	0- 2	1- 0	2- 1				
0- 6	0- 0	0- 0	AWAY	0- 2	0- 1	0- 3				
0- 0	0- 0	0- 0	NEUTRAL	0- 0	0- 0	0- 0				

RPI S	Opponent	Score	RPI S	Opponent	Score	RPI S	Opponent	Score	RPI S	Opponent	Score	Team's RPI: 243
36	H Penn	60 67	53	A Albany (NY)	48 85	101	A North Carolina	60 65				
			53	H Albany (NY)	52 78	113	A Boston College	51 71				
			77	A Maine	55 59	139	A Stony Brook	54 63				
			77	H Maine	52 62	139	H Stony Brook	49 46				
						158	A Yale	46 63				
						170	H UMBC	55 65				
						172	H Northeastern	54 66				
						203	A Hartford	44 48				
						217	H Siena	53 57				
						227	H Manhattan	72 57				
						230	A Binghamton	50 51				
						230	H Binghamton	64 49				
						231	A Dartmouth	61 57				
						235	A Bryant	42 55				
						237	A Sacred Heart	81 69				
						266	A Central Conn. St.	64 50				
						289	A Vermont	63 83				
						314	H UMass Lowell	65 61				
						347	H Boston U.	69 52				
LAST 12 Division I GAMES:												
139	H Stony Brook	49 46	203	A Hartford	44 48							
53	A Albany (NY)	48 85	314	H UMass Lowell	65 61							
77	A Maine	55 59	77	H Maine	52 62							
230	H Binghamton	64 49	139	A Stony Brook	54 63							
170	H UMBC	55 65	53	H Albany (NY)	52 78							
289	A Vermont	63 83	230	A Binghamton	50 51							

Non-Div I Games: Colby-Sawyer 72 41

New Hampshire

Loss, Non-Conf, S Site, H Home A Away N Neutral

Average RPI Win:	237	WON-LOST	WINNING	LAST 10	STRENGTH OF	OPP. STRENGTH	TEAM	ADJ.	CONF.	ADJ CONF.
Average RPI Loss:	146	RECORD	PCT. RANK	GAMES	SCHEDULE	OF SCHEDULE	RPI	RPI	RPI	RPI
DIV. I ONLY	12- 11	159	1- 3	194	217	187	187	19	19	
DIV. I NON-CONF.	7- 4	110	0- 1	65	260	103	103	20	20	
TOTALS	RPI 1-25	RPI 26-50	W-L RECORDS	RPI 51-100	RPI 101-150	RPI 150+				
12- 11	0- 1	0- 1	OVERALL	1- 2	0- 2	11- 5				
8- 5	0- 1	0- 0	HOME	0- 1	0- 2	8- 1				
4- 6	0- 0	0- 1	AWAY	1- 1	0- 0	3- 4				
0- 0	0- 0	0- 0	NEUTRAL	0- 0	0- 0	0- 0				
7- 4	0- 1	0- 1	NON-CONFERENCE	1- 2	0- 0	6- 0				
5- 2	0- 1	0- 0	HOME	0- 1	0- 0	5- 0				
2- 2	0- 0	0- 1	AWAY	1- 1	0- 0	1- 0				
0- 0	0- 0	0- 0	NEUTRAL	0- 0	0- 0	0- 0				
5- 7	0- 0	0- 0	CONFERENCE	0- 0	0- 2	5- 5				
3- 3	0- 0	0- 0	HOME	0- 0	0- 2	3- 1				
2- 4	0- 0	0- 0	AWAY	0- 0	0- 0	2- 4				
0- 0	0- 0	0- 0	NEUTRAL	0- 0	0- 0	0- 0				

RPI S	Opponent	Score	RPI S	Opponent	Score	RPI S	Opponent	Score	RPI S	Opponent	Score	Team's RPI: 187
21	H Duquesne	69 78	31	A UTEP	62 70	76	A Minnesota	72 53	136	H Boise St.	60 81	
						100	A New Mexico St.	59 78	148	H Fresno St.	65 69	
						100	H New Mexico St.	47 52	159	A SMU	63 58	
									180	A UNLV	48 57	
									180	H UNLV	67 53	
									188	H Sacramento St.	84 71	
									190	A San Jose St.	58 59	
									190	H San Jose St.	71 57	
									215	A Utah St.	56 72	
									215	H Utah St.	73 70	
									234	A Wyoming	48 66	
									247	H San Diego St.	46 51	
									249	H Houston Baptist	65 57	
									267	H Pepperdine	60 52	
									323	H Nicholls St.	83 43	
									329	A Nevada	51 47	
									330	H Southern Utah	70 48	
									343	A Air Force	63 33	
LAST 12 Division I GAMES:												
21	H Duquesne	69 78	343	A Air Force	63 33							
190	A San Jose St.	58 59	190	H San Jose St.	71 57							
215	H Utah St.	73 70	234	A Wyoming	48 66							
247	H San Diego St.	46 51	180	H UNLV	67 53							
180	A UNLV	48 57	215	A Utah St.	56 72							
136	H Boise St.	60 81	148	H Fresno St.	65 69							

Non-Div I Games:

New Mexico

■ Loss,
 ■ Non-Conf, S Site,
 ■ Home
 ■ Away
 N Neutral

Average RPI Win:	246	WON-LOST	WINNING	LAST 10	STRENGTH OF	OPP. STRENGTH	TEAM	ADJ.	CONF.	ADJ CONF.
Average RPI Loss:	71	RECORD	PCT. RANK	GAMES	SCHEDULE	OF SCHEDULE	RPI	RPI	RPI	RPI
DIV. I ONLY	19- 3	14	10- 0	317	183	100	100	25	25	
DIV. I NON-CONF.	9- 3	69	1- 0	281	90	128	128	25	25	
TOTALS	RPI 1-25	RPI 26-50	W-L RECORDS	RPI 51-100	RPI 101-150	RPI 150+				
19- 3	0- 0	0- 1	OVERALL	0- 1	1- 1	18- 0				
10- 1	0- 0	0- 1	HOME	0- 0	1- 0	9- 0				
8- 1	0- 0	0- 0	AWAY	0- 0	0- 1	8- 0				
1- 1	0- 0	0- 0	NEUTRAL	0- 1	0- 0	1- 0				
9- 3	0- 0	0- 1	NON-CONFERENCE	0- 1	1- 1	8- 0				
5- 1	0- 0	0- 1	HOME	0- 0	1- 0	4- 0				
3- 1	0- 0	0- 0	AWAY	0- 0	0- 1	3- 0				
1- 1	0- 0	0- 0	NEUTRAL	0- 1	0- 0	1- 0				
10- 0	0- 0	0- 0	CONFERENCE	0- 0	0- 0	10- 0				
5- 0	0- 0	0- 0	HOME	0- 0	0- 0	5- 0				
5- 0	0- 0	0- 0	AWAY	0- 0	0- 0	5- 0				
0- 0	0- 0	0- 0	NEUTRAL	0- 0	0- 0	0- 0				

RPI 1-25				RPI 26-50				RPI 51-100				Team's RPI: 100		RPI 101+			
RPI	S	Opponent	Score	RPI	S	Opponent	Score	RPI	S	Opponent	Score			RPI	S	Opponent	Score
				31	H	UTEP	65 71	71	N	Vanderbilt	45 71			112	A	Arizona	64 68
														123	H	Northwestern St.	65 54
														187	A	New Mexico	52 47
														187	H	New Mexico	78 59
														188	H	Sacramento St.	80 77
														190	A	San Jose St.	75 66
														207	A	UTRGV	68 57
														220	A	Utah Valley	59 53
														220	H	Utah Valley	73 68
														228	A	Grand Canyon	64 44
														228	H	Grand Canyon	60 58
														245	H	CSU Bakersfield	86 63
														254	H	Seattle	69 54
														272	H	Northern Ariz.	87 53
														296	A	UMKC	68 62
														309	A	North Dakota St.	79 69
														326	N	A&M-Corpus Christi	70 51
														330	H	Southern Utah	74 60
														334	A	Chicago St.	70 60
														334	H	Chicago St.	76 63
LAST 12 Division I GAMES:																	
				334	H	Chicago St.	76 63	334	A	Chicago St.	70 60						
				220	A	Utah Valley	59 53	296	A	UMKC	68 62						
				228	A	Grand Canyon	64 44	228	H	Grand Canyon	60 58						
				207	A	UTRGV	68 57	220	H	Utah Valley	73 68						
				245	H	CSU Bakersfield	86 63	326	N	A&M-Corpus Christi	70 51						
				254	H	Seattle	69 54	71	N	Vanderbilt	45 71						

Non-Div I Games: Eastern N.M. 76 61 Western N.M. 68 39

New Mexico St.

Loss, Non-Conf, S Site, H Home A Away N Neutral

Average RPI Win:	296	WON-LOST	WINNING	LAST 10	STRENGTH OF	OPP. STRENGTH	TEAM	ADJ.	CONF.	ADJ CONF.
Average RPI Loss:	218	RECORD	PCT. RANK	GAMES	SCHEDULE	OF SCHEDULE	RPI	RPI	RPI	RPI
DIV. I ONLY	4- 15	309	2- 8	309	327	341	341	28	28	
DIV. I NON-CONF.	1- 6	311	0- 0	318	262	345	345	26	26	
TOTALS	RPI 1-25	RPI 26-50	W-L RECORDS	RPI 51-100	RPI 101-150	RPI 150+				
4- 15	0- 0	0- 0	OVERALL	0- 1	0- 3	4- 11				
4- 5	0- 0	0- 0	HOME	0- 0	0- 1	4- 4				
0- 9	0- 0	0- 0	AWAY	0- 0	0- 0	0- 1				
0- 1	0- 0	0- 0	NEUTRAL	0- 0	0- 0	0- 1				
1- 6	0- 0	0- 0	NON-CONFERENCE	0- 1	0- 1	1- 4				
1- 1	0- 0	0- 0	HOME	0- 0	0- 0	1- 1				
0- 4	0- 0	0- 0	AWAY	0- 1	0- 1	0- 2				
0- 1	0- 0	0- 0	NEUTRAL	0- 0	0- 0	0- 1				
3- 9	0- 0	0- 0	CONFERENCE	0- 0	0- 2	3- 7				
3- 4	0- 0	0- 0	HOME	0- 0	0- 1	3- 3				
0- 5	0- 0	0- 0	AWAY	0- 0	0- 1	0- 4				
0- 0	0- 0	0- 0	NEUTRAL	0- 0	0- 0	0- 0				

RPI S	Opponent	Score	RPI S	Opponent	Score	RPI S	Opponent	Score	RPI S	Opponent	Score	Team's RPI: 341
						93 A	TCU	36 85	125 A	Central Ark.	55 67	
									125 H	Central Ark.	44 59	
									131 A	Arkansas	41 73	
									162 A	Ole Miss	59 97	
									168 A	McNeese St.	63 92	
									168 H	McNeese St.	74 77	
									233 H	Stephen F. Austin	58 57	
									236 A	Sam Houston St.	52 64	
									249 H	Houston Baptist	51 71	
									278 A	Lamar	52 79	
									292 H	UNCG	79 81	
									294 N	Florida A&M	60 71	
									297 A	Kennesaw St.	53 60	
									306 H	Jackson St.	85 68	
									322 H	Incarinate Word	55 49	
									323 H	Nicholls St.	62 55	
									326 A	A&M-Corpus Christi	59 73	
									326 H	A&M-Corpus Christi	64 75	
LAST 12 Division I GAMES:												
326 H	A&M-Corpus Christi	64 75	125 H	Central Ark.	44 59							
125 A	Central Ark.	55 67	249 H	Houston Baptist	51 71							
168 A	McNeese St.	63 92	233 H	Stephen F. Austin	58 57							
168 H	McNeese St.	74 77	236 A	Sam Houston St.	52 64							
323 H	Nicholls St.	62 55	322 H	Incarinate Word	55 49							
326 A	A&M-Corpus Christi	59 73	278 A	Lamar	52 79							

Non-Div I Games: LSU-Alexandria 93 75 Trinity Baptist 109 46

New Orleans

Loss, Non-Conf, S Site, H Home A Away N Neutral

NiagaraNiagara

Niagara

Page 193

Average RPI Win:	257	WON-LOST	WINNING	LAST 10	STRENGTH OF	OPP. STRENGTH	TEAM	ADJ.	CONF.	ADJ CONF.
Average RPI Loss:	222	RECORD	PCT. RANK	GAMES	SCHEDULE	OF SCHEDULE	RPI	RPI	RPI	RPI
DIV. I ONLY	7- 14	259	2- 2	336	313	323	323	28	28	
DIV. I NON-CONF.	1- 8	320	1- 0	327	341	348	348	26	26	
TOTALS	RPI 1-25	RPI 26-50	W-L RECORDS	RPI 51-100	RPI 101-150	RPI 150+				
7- 14	0- 0	0- 0	OVERALL	0- 1	1- 2	6- 11				
3- 7	0- 0	0- 0	HOME	0- 1	1- 1	2- 5				
3- 6	0- 0	0- 0	AWAY	0- 0	0- 0	3- 6				
1- 1	0- 0	0- 0	NEUTRAL	0- 0	0- 1	1- 0				
1- 8	0- 0	0- 0	NON-CONFERENCE	0- 0	0- 1	1- 7				
0- 4	0- 0	0- 0	HOME	0- 0	0- 0	0- 4				
0- 3	0- 0	0- 0	AWAY	0- 0	0- 0	0- 3				
1- 1	0- 0	0- 0	NEUTRAL	0- 0	0- 1	1- 0				
6- 6	0- 0	0- 0	CONFERENCE	0- 1	1- 1	5- 4				
3- 3	0- 0	0- 0	HOME	0- 1	1- 1	2- 1				
3- 3	0- 0	0- 0	AWAY	0- 0	0- 0	3- 3				
0- 0	0- 0	0- 0	NEUTRAL	0- 0	0- 0	3- 0				

RPI 1-25				RPI 26-50				RPI 51-100				RPI 101+				Team's RPI: 323	
RPI	S	Opponent	Score	RPI	S	Opponent	Score	RPI	S	Opponent	Score	RPI	S	Opponent	Score		
								61	H	Abilene Christian	68	71	122	N	Samford	43	45
													123	H	Northwestern St.	70	61
													125	H	Central Ark.	65	71
													168	H	McNeese St.	85	81
													176	H	Louisiana Tech	55	58
													179	A	Troy	51	104
													186	H	Grambling	65	69
													187	A	New Mexico	43	83
													236	A	Sam Houston St.	67	63
													249	A	Houston Baptist	71	80
													278	H	Lamar	69	59
													280	H	Jacksonville St.	49	63
													285	A	La.-Monroe	57	69
													290	H	Prairie View	70	81
													305	A	Southeastern La.	68	78
													322	A	Incarnate Word	66	64
													322	H	Incarnate Word	61	63
													326	A	A&M-Corpus Christi	64	62
													341	A	New Orleans	55	62
													348	N	Mississippi Val.	63	54
LAST 12 Division I GAMES:																	
				348	N	Mississippi Val.	63	54		125	H	Central Ark.	65	71			
				305	A	Southeastern La.	68	78		123	H	Northwestern St.	70	61			
				168	H	McNeese St.	85	81		326	A	A&M-Corpus Christi	64	62			
				322	H	Incarnate Word	61	63		236	A	Sam Houston St.	67	63			
				322	A	Incarnate Word	66	64		61	H	Abilene Christian	68	71			
				341	A	New Orleans	55	62		249	A	Houston Baptist	71	80			

Non-Div I Games: Southern-N.O. 98 65

Nicholls St.

■ Loss,
 ■ Non-Conf,
 ■ S Site,
 ■ Home
 ■ A Away
 N Neutral

Average RPI Win:	310	WON-LOST	WINNING	LAST 10	STRENGTH OF	OPP. STRENGTH	TEAM	ADJ.	CONF.	ADJ CONF.
Average RPI Loss:	233	RECORD	PCT. RANK	GAMES	SCHEDULE	OF SCHEDULE	RPI	RPI	RPI	RPI
DIV. I ONLY	2- 20	341	2- 8	326	338	346	346	31	31	
DIV. I NON-CONF.	0- 10	338	0- 1	253	308	346	346	30	30	
TOTALS	RPI 1-25	RPI 26-50	W-L RECORDS	RPI 51-100	RPI 101-150	RPI 150+				
2- 20	0- 1	0- 0	OVERALL	0- 1	0- 1	2- 17				
0- 8	0- 0	0- 0	HOME	0- 0	0- 0	0- 8				
2- 10	0- 1	0- 0	AWAY	0- 1	0- 1	2- 7				
0- 2	0- 0	0- 0	NEUTRAL	0- 0	0- 0	0- 2				
0- 10	0- 1	0- 0	NON-CONFERENCE	0- 1	0- 1	0- 7				
0- 3	0- 0	0- 0	HOME	0- 0	0- 0	0- 3				
0- 5	0- 1	0- 0	AWAY	0- 1	0- 1	0- 2				
0- 2	0- 0	0- 0	NEUTRAL	0- 0	0- 0	0- 2				
2- 10	0- 0	0- 0	CONFERENCE	0- 0	0- 0	2- 10				
0- 5	0- 0	0- 0	HOME	0- 0	0- 0	0- 5				
2- 5	0- 0	0- 0	AWAY	0- 0	0- 0	2- 5				
0- 0	0- 0	0- 0	NEUTRAL	0- 0	0- 0	0- 0				

RPI 1-25			RPI 26-50			RPI 51-100			RPI 101+			Team's RPI: 346
RPI	S	Opponent	Score	RPI	S	Opponent	Score	RPI	S	Opponent	Score	
25	A	Mississippi St.	34 92					91	A	Virginia	50 86	
								142	A	Marshall	67 81	
								156	A	Hampton	62 73	
								200	H	Oakland	73 83	
								204	H	USC Upstate	62 82	
								216	A	William & Mary	47 67	
								225	A	Morgan St.	58 67	
								225	H	Morgan St.	56 59	
								251	A	N.C. A&T	53 64	
								256	A	Loyola Maryland	67 75	
								259	H	Bethune-Cookman	45 53	
								262	H	UNCW	57 61	
								270	A	Coppin St.	44 69	
								282	N	La Salle	59 67	
								294	H	Florida A&M	67 83	
								300	H	Savannah St.	53 68	
								303	A	UMES	74 63	
								311	H	South Carolina St.	52 60	
								316	A	Howard	110 108	
								340	N	St. Francis Brooklyn	55 59	
								349	A	N.C. Central	62 63	
LAST 12 Division I GAMES:												
225	H	Morgan St.	56 59	251	A	N.C. A&T	53 64					
303	A	UMES	74 63	349	A	N.C. Central	62 63					
316	A	Howard	110 108	259	H	Bethune-Cookman	45 53					
156	A	Hampton	62 73	294	H	Florida A&M	67 83					
300	H	Savannah St.	53 68	270	A	Coppin St.	44 69					
311	H	South Carolina St.	52 60	340	N	St. Francis Brooklyn	55 59					

Non-Div I Games:

Norfolk St.

North Carolina

Through Games Of Feb. 15, 2016

Average RPI Win:	171	WON-LOST	WINNING	LAST 10	STRENGTH OF	OPP. STRENGTH	TEAM	ADJ.	CONF.	ADJ CONF.
Average RPI Loss:	68	RECORD	PCT. RANK	GAMES	SCHEDULE	OF SCHEDULE	RPI	RPI	RPI	RPI
DIV. I ONLY	14- 13	166	2- 8	27	84	101	101	5	5	
DIV. I NON-CONF.	10- 5	99	0- 0	83	249	126	126	5	5	
TOTALS	RPI 1-25	RPI 26-50	W-L RECORDS	RPI 51-100	RPI 101-150	RPI 150+				
14- 13	1- 4	0- 2	OVERALL	2- 4	3- 1	8- 2				
11- 6	1- 1	0- 1	HOME	1- 2	2- 0	7- 2				
1- 7	0- 3	0- 1	AWAY	0- 2	1- 1	0- 0				
2- 0	0- 0	0- 0	NEUTRAL	1- 0	0- 0	1- 0				
10- 5	0- 1	0- 0	NON-CONFERENCE	2- 2	1- 0	7- 2				
8- 4	0- 0	0- 0	HOME	1- 2	1- 0	6- 2				
0- 1	0- 1	0- 0	AWAY	0- 0	0- 0	0- 0				
2- 0	0- 0	0- 0	NEUTRAL	1- 0	0- 0	1- 0				
4- 8	1- 3	0- 2	CONFERENCE	0- 2	2- 1	1- 0				
3- 2	1- 1	0- 1	HOME	0- 0	1- 0	1- 0				
1- 6	0- 2	0- 1	AWAY	0- 2	1- 1	0- 0				
0- 0	0- 0	0- 0	NEUTRAL	0- 0	0- 0	0- 0				

RPI S	Opponent	Score	RPI S	Opponent	Score	RPI S	Opponent	Score	RPI S	Opponent	Score	Team's RPI: 101
1	A Notre Dame	54 88	29	H Miami (FL)	61 76	51	A Duke	55 71	110	H Virginia Tech	71 67	
13	A Florida St.	63 94	46	A North Carolina St.	49 78	58	H Oregon	77 79	111	H Iona	64 52	
16	H Louisville	60 78				77	H Maine	59 58	113	A Boston College	86 78	
17	A Oklahoma St.	67 77				84	A Georgia Tech	73 80	115	A Wake Forest	63 75	
19	H Syracuse	77 73				90	H Northwestern	72 85	152	N Southern Miss.	69 62	
						97	N Gonzaga	67 62	157	H Pacific	63 66	
									158	H Yale	70 63	
									204	H USC Upstate	80 40	
									213	H Gardner-Webb	65 66	
									241	H Clemson	72 56	
									243	H New Hampshire	65 60	
									257	H Appalachian St.	68 59	
									294	H Florida A&M	94 58	
									312	H Fairleigh Dickinson	64 46	
LAST 12 Division I GAMES:												
13	A Florida St.	63 94	115	A Wake Forest	63 75							
110	H Virginia Tech	71 67	29	H Miami (FL)	61 76							
113	A Boston College	86 78	84	A Georgia Tech	73 80							
16	H Louisville	60 78	1	A Notre Dame	54 88							
46	A North Carolina St.	49 78	19	H Syracuse	77 73							
51	A Duke	55 71	241	H Clemson	72 56							

Non-Div I Games:

North Carolina

Loss, Non-Conf, S Site, H Home A Away N Neutral

Average RPI Win:	135	WON-LOST	WINNING	LAST 10	STRENGTH OF	OPP. STRENGTH	TEAM	ADJ.	CONF.	ADJ CONF.
Average RPI Loss:	44	RECORD	PCT. RANK	GAMES	SCHEDULE	OF SCHEDULE	RPI	RPI	RPI	RPI
DIV. I ONLY	17- 9	90	6- 4	28	38	46	46	5	5	
DIV. I NON-CONF.	9- 4	95	0- 0	93	71	76	76	5	5	
TOTALS	RPI 1-25	RPI 26-50	W-L RECORDS	RPI 51-100	RPI 101-150	RPI 150+				
17- 9	0- 4	0- 2	OVERALL	6- 2	6- 1	5- 0				
11- 3	0- 2	0- 0	HOME	4- 1	3- 0	4- 0				
4- 5	0- 2	0- 1	AWAY	2- 1	2- 1	0- 0				
2- 1	0- 0	0- 1	NEUTRAL	0- 0	1- 0	1- 0				
9- 4	0- 1	0- 1	NON-CONFERENCE	3- 2	1- 0	5- 0				
6- 1	0- 0	0- 0	HOME	2- 1	0- 0	4- 0				
1- 2	0- 1	0- 0	AWAY	1- 1	0- 0	0- 0				
2- 1	0- 0	0- 1	NEUTRAL	0- 0	1- 0	1- 0				
8- 5	0- 3	0- 1	CONFERENCE	3- 0	5- 1	0- 0				
5- 2	0- 2	0- 0	HOME	2- 0	3- 0	0- 0				
3- 3	0- 1	0- 1	AWAY	1- 0	2- 1	0- 0				
0- 0	0- 0	0- 0	NEUTRAL	0- 0	0- 0	0- 0				

RPI 1-25				RPI 26-50				Team's RPI: 46				RPI 51-100				RPI 101+			
RPI	S	Opponent	Score	RPI	S	Opponent	Score	RPI	S	Opponent	Score	RPI	S	Opponent	Score	RPI	S	Opponent	Score
1	A	Notre Dame	46 82	29	A	Miami (FL)	44 73	51	A	Duke	65 62	101	H	North Carolina	78 49				
16	H	Louisville	90 92	34	N	Seton Hall	55 58	54	H	Villanova	70 64	110	A	Virginia Tech	72 61				
19	H	Syracuse	52 55					69	A	Nebraska	67 88	113	H	Boston College	74 63				
22	A	Florida	72 79					84	H	Georgia Tech	65 57	115	A	Wake Forest	58 63				
								91	H	Virginia	63 52	115	H	Wake Forest	64 47				
								92	H	Elon	66 69	127	A	Pittsburgh	78 76				
								95	H	Charlotte	72 65	143	N	UAB	67 56				
								99	A	Liberty	61 53	154	H	Davidson	58 42				
												198	N	Eastern Ky.	73 62				
												206	H	Radford	67 52				
												253	H	High Point	89 48				
												301	H	Western Caro.	86 55				
LAST 12 Division I GAMES:																			
19	H	Syracuse	52 55	110	A	Virginia Tech	72 61												
113	H	Boston College	74 63	16	H	Louisville	90 92												
115	A	Wake Forest	58 63	51	A	Duke	65 62												
1	A	Notre Dame	46 82	127	A	Pittsburgh	78 76												
101	H	North Carolina	78 49	84	H	Georgia Tech	65 57												
91	H	Virginia	63 52	115	H	Wake Forest	64 47												

Non-Div I Games:

North Carolina St.

■ Loss,
 ■ Non-Conf, S Site,
 ■ Home
 ■ Away
 N Neutral

Average RPI Win:	227	WON-LOST	WINNING	LAST 10	STRENGTH OF	OPP. STRENGTH	TEAM	ADJ.	CONF.	ADJ CONF.
Average RPI Loss:	114	RECORD	PCT. RANK	GAMES	SCHEDULE	OF SCHEDULE	RPI	RPI	RPI	RPI
DIV. I ONLY	12- 12	167	8- 2	63	296	128	128	20	20	
DIV. I NON-CONF.	4- 7	222	0- 0	34	236	172	172	21	21	
TOTALS	RPI 1-25	RPI 26-50	W-L RECORDS	RPI 51-100	RPI 101-150	RPI 150+				
12- 12	0- 0	0- 0	OVERALL	0- 6	1- 3	11- 3				
9- 3	0- 0	0- 0	HOME	0- 1	1- 1	8- 1				
3- 8	0- 0	0- 0	AWAY	0- 0	0- 0	3- 0				
0- 1	0- 0	0- 0	NEUTRAL	0- 1	0- 0	0- 0				
4- 7	0- 0	0- 0	NON-CONFERENCE	0- 6	1- 1	3- 0				
4- 1	0- 0	0- 0	HOME	0- 1	1- 0	3- 0				
0- 5	0- 0	0- 0	AWAY	0- 4	0- 1	0- 0				
0- 1	0- 0	0- 0	NEUTRAL	0- 1	0- 0	0- 0				
8- 5	0- 0	0- 0	CONFERENCE	0- 0	0- 2	8- 3				
5- 2	0- 0	0- 0	HOME	0- 0	0- 1	5- 1				
3- 3	0- 0	0- 0	AWAY	0- 0	0- 1	3- 2				
0- 0	0- 0	0- 0	NEUTRAL	0- 0	0- 0	0- 0				

RPI S	Opponent	Score	RPI S	Opponent	Score	RPI S	Opponent	Score	RPI S	Opponent	Score	Team's RPI: 128
						57	A Iowa	61 83	108	A Drake	63 73	
						58	A Oregon	51 77	121	H UNI	64 59	
						76	A Minnesota	47 57	132	A Idaho	65 92	
						79	H South Dakota	70 73	132	H Idaho	59 65	
						96	N UT Martin	58 84	160	A Montana St.	61 69	
						98	A San Francisco	57 74	169	H Northern Colo.	54 51	
									175	A Eastern Wash.	57 60	
									175	H Eastern Wash.	72 69	
									192	A Weber St.	85 78	
									192	H Weber St.	56 62	
									209	A Montana	61 59	
									222	A Idaho St.	60 57	
									222	H Idaho St.	45 42	
									226	H Western Ill.	78 67	
									272	H Northern Ariz.	63 56	
									276	H Omaha	67 52	
									309	H North Dakota St.	71 54	
									330	H Southern Utah	68 56	
LAST 12 Division I GAMES:												
			132	H Idaho	59 65		272	H Northern Ariz.	63 56			
			175	H Eastern Wash.	72 69		209	A Montana	61 59			
			192	A Weber St.	85 78		160	A Montana St.	61 69			
			222	A Idaho St.	60 57		222	H Idaho St.	45 42			
			169	H Northern Colo.	54 51		192	H Weber St.	56 62			
			330	H Southern Utah	68 56		175	A Eastern Wash.	57 60			

Non-Div I Games:

North Dakota

■ Loss,
■ Non-Conf,
■ S Site,
■ H Home
■ A Away
N Neutral

Average RPI Win:	315	WON-LOST	WINNING	LAST 10	STRENGTH OF	OPP. STRENGTH	TEAM	ADJ.	CONF.	ADJ CONF.
Average RPI Loss:	164	RECORD	PCT. RANK	GAMES	SCHEDULE	OF SCHEDULE	RPI	RPI	RPI	RPI
DIV. I ONLY	5- 19	310	2- 8	204	281	309	309	18	18	
DIV. I NON-CONF.	3- 8	258	0- 0	301	329	315	315	19	19	
TOTALS	RPI 1-25	RPI 26-50	W-L RECORDS	RPI 51-100	RPI 101-150	RPI 150+				
5- 19	0- 0	0- 0	OVERALL	0- 6	0- 5	5- 8				
3- 8	0- 0	0- 0	HOME	0- 4	0- 2	3- 2				
1- 9	0- 0	0- 0	AWAY	0- 2	0- 3	1- 4				
1- 2	0- 0	0- 0	NEUTRAL	0- 0	0- 0	1- 2				
3- 8	0- 0	0- 0	NON-CONFERENCE	0- 2	0- 1	3- 5				
1- 3	0- 0	0- 0	HOME	0- 2	0- 0	1- 1				
1- 3	0- 0	0- 0	AWAY	0- 0	0- 1	1- 2				
1- 2	0- 0	0- 0	NEUTRAL	0- 0	0- 0	1- 2				
2- 11	0- 0	0- 0	CONFERENCE	0- 4	0- 4	2- 3				
2- 5	0- 0	0- 0	HOME	0- 2	0- 2	2- 1				
0- 6	0- 0	0- 0	AWAY	0- 2	0- 2	0- 2				
0- 0	0- 0	0- 0	NEUTRAL	0- 0	0- 0	0- 0				

RPI 1-25				RPI 26-50				RPI 51-100				RPI 101+				Team's RPI: 309	
RPI	S	Opponent	Score	RPI	S	Opponent	Score	RPI	S	Opponent	Score	RPI	S	Opponent	Score		
								62	A	South Dakota St.	47	81	116	A	IUPUI	44	67
								62	H	South Dakota St.	63	81	116	H	IUPUI	63	64
								77	H	Maine	51	82	128	A	North Dakota	54	71
								79	A	South Dakota	54	80	138	A	Oral Roberts	58	59
								79	H	South Dakota	94	96	138	H	Oral Roberts	42	52
								100	H	New Mexico St.	69	79	173	N	Delaware	50	62
													226	H	Western Ill.	82	94
													228	H	Grand Canyon	67	76
													247	A	San Diego St.	54	64
													251	N	N.C. A&T	64	72
													276	A	Omaha	52	77
													276	H	Omaha	74	67
													290	N	Prairie View	79	58
													310	A	Denver	53	64
													317	A	Kent St.	54	75
													328	H	IPFW	94	85
													337	H	Cal St. Fullerton	79	64
													342	A	NJIT	64	59
LAST 12 Division I GAMES:																	
276	H	Omaha	74	67	226	H	Western Ill.	82	94								
116	H	IUPUI	63	64	116	A	IUPUI	44	67								
62	A	South Dakota St.	47	81	79	H	South Dakota	94	96								
138	A	Oral Roberts	58	59	138	H	Oral Roberts	42	52								
79	A	South Dakota	54	80	310	A	Denver	53	64								
328	H	IPFW	94	85	62	H	South Dakota St.	63	81								

Non-Div I Games: Valley City St. 85 77 St. Mary (NE) 88 68

North Dakota St.

■ Loss,
 ■ Non-Conf, S Site,
 ■ Home
 ■ Away
 N Neutral

North Florida

Through Games Of Feb. 15, 2016

Average RPI Win:	314	WON-LOST	WINNING	LAST 10	STRENGTH OF	OPP. STRENGTH	TEAM	ADJ.	CONF.	ADJ CONF.
Average RPI Loss:	187	RECORD	PCT. RANK	GAMES	SCHEDULE	OF SCHEDULE	RPI	RPI	RPI	RPI
DIV. I ONLY	4- 19	319	2- 8	231	304	319	319	29	29	
DIV. I NON-CONF.	2- 10	304	0- 1	201	312	303	303	27	27	
TOTALS	RPI 1-25	RPI 26-50	W-L RECORDS	RPI 51-100	RPI 101-150	RPI 150+				
4- 19	0- 1	0- 0	OVERALL	0- 4	0- 3	4- 11				
2- 9	0- 0	0- 0	HOME	0- 2	0- 1	2- 6				
2- 10	0- 1	0- 0	AWAY	0- 2	0- 2	2- 5				
0- 0	0- 0	0- 0	NEUTRAL	0- 0	0- 0	0- 0				
2- 10	0- 1	0- 0	NON-CONFERENCE	0- 2	0- 2	2- 5				
1- 5	0- 0	0- 0	HOME	0- 1	0- 0	1- 4				
1- 5	0- 1	0- 0	AWAY	0- 1	0- 2	1- 1				
0- 0	0- 0	0- 0	NEUTRAL	0- 0	0- 0	0- 0				
2- 9	0- 0	0- 0	CONFERENCE	0- 2	0- 1	2- 6				
1- 4	0- 0	0- 0	HOME	0- 1	0- 1	1- 2				
1- 5	0- 0	0- 0	AWAY	0- 1	0- 0	1- 4				
0- 0	0- 0	0- 0	NEUTRAL	0- 0	0- 0	0- 0				

RPI 1-25				RPI 26-50				RPI 51-100				RPI 101+				Team's RPI: 319	
RPI	S	Opponent	Score	RPI	S	Opponent	Score	RPI	S	Opponent	Score	RPI	S	Opponent	Score		
13	A	Florida St.	28 80					59	H	Purdue	47 70	120	A	Mercer	54 68		
								60	A	FGCU	50 75	146	A	Alabama	47 69		
								60	H	FGCU	38 65	147	H	Jacksonville	39 73		
								69	A	Nebraska	46 91	182	A	Stetson	61 81		
												182	H	Stetson	56 67		
												204	A	USC Upstate	54 69		
												259	H	Bethune-Cookman	49 53		
												262	H	UNCW	47 63		
												271	A	Georgia St.	63 76		
												281	H	Campbell	55 66		
												284	H	Towson	74 72		
												296	A	UMKC	62 55		
												297	A	Kennesaw St.	54 76		
												297	H	Kennesaw St.	55 70		
												311	H	South Carolina St.	48 53		
												335	A	Lipscomb	71 78		
												335	H	Lipscomb	78 70		
												342	A	NJIT	68 51		
LAST 12 Division I GAMES:																	
297	A	Kennesaw St.	54 76	204	A	USC Upstate	54 69										
335	A	Lipscomb	71 78	342	A	NJIT	68 51										
182	H	Stetson	56 67	335	H	Lipscomb	78 70										
60	A	FGCU	50 75	297	H	Kennesaw St.	55 70										
182	A	Stetson	61 81	147	H	Jacksonville	39 73										
60	H	FGCU	38 65	120	A	Mercer	54 68										

Non-Div I Games: Warner 60 51 Webber Int'l 60 72 Trinity Baptist 97 30

North Florida

Loss, Non-Conf, S Site, H Home A Away N Neutral

North Texas

Through Games Of Feb. 15, 2016

Average RPI Win:	179	WON-LOST	WINNING	LAST 10	STRENGTH OF	OPP. STRENGTH	TEAM	ADJ.	CONF.	ADJ CONF.
Average RPI Loss:	139	RECORD	PCT. RANK	GAMES	SCHEDULE	OF SCHEDULE	RPI	RPI	RPI	RPI
DIV. I ONLY	8- 14	248	2- 8	151	134	224	224	12	12	
DIV. I NON-CONF.	5- 5	160	0- 0	206	191	179	179	10	10	
TOTALS	RPI 1-25	RPI 26-50	W-L RECORDS	RPI 51-100	RPI 101-150	RPI 150+				
8- 14	1- 0	0- 2	OVERALL	0- 3	3- 2	4- 7				
4- 8	0- 0	0- 1	HOME	0- 3	2- 1	2- 3				
4- 6	1- 0	0- 1	AWAY	0- 0	1- 1	2- 4				
0- 0	0- 0	0- 0	NEUTRAL	0- 0	0- 0	0- 0				
5- 5	1- 0	0- 0	NON-CONFERENCE	0- 1	1- 2	3- 2				
2- 3	0- 0	0- 0	HOME	0- 1	1- 1	1- 1				
3- 2	1- 0	0- 0	AWAY	0- 0	0- 1	2- 1				
0- 0	0- 0	0- 0	NEUTRAL	0- 0	0- 0	0- 0				
3- 9	0- 0	0- 2	CONFERENCE	0- 2	2- 0	1- 5				
2- 5	0- 0	0- 1	HOME	0- 2	1- 0	1- 2				
1- 4	0- 0	0- 1	AWAY	0- 0	1- 0	0- 3				
0- 0	0- 0	0- 0	NEUTRAL	0- 0	0- 0	0- 0				

RPI 1-25				RPI 26-50				RPI 51-100				RPI 101+				Team's RPI: 224
RPI	S	Opponent	Score	RPI	S	Opponent	Score	RPI	S	Opponent	Score	RPI	S	Opponent	Score	
24	A	Oklahoma	61 57	31	H	UTEP	67 75	74	H	Middle Tenn.	52 76	111	A	Iona	51 62	
				50	A	Western Ky.	53 65	95	H	Charlotte	70 82	112	H	Arizona	44 51	
								98	H	San Francisco	61 69	116	H	IUPUI	68 67	
												142	A	Marshall	71 63	
												143	H	UAB	53 51	
												152	A	Southern Miss.	38 57	
												159	H	SMU	60 57	
												161	H	Old Dominion	48 65	
												176	A	Louisiana Tech	71 77	
												192	H	Weber St.	38 45	
												211	A	Texas St.	62 64	
												242	A	Rice	97 100	
												242	H	Rice	73 79	
												246	H	UTSA	68 58	
												282	A	La Salle	69 63	
												322	A	Incarinate Word	62 55	
LAST 12 Division I GAMES:																
				95	H	Charlotte	70 82					74	H	Middle Tenn.	52 76	
				161	H	Old Dominion	48 65					50	A	Western Ky.	53 65	
				176	A	Louisiana Tech	71 77					142	A	Marshall	71 63	
				152	A	Southern Miss.	38 57					242	A	Rice	97 100	
				242	H	Rice	73 79					31	H	UTEP	67 75	
				143	H	UAB	53 51					246	H	UTSA	68 58	

Non-Div I Games:

North Texas

■ Loss,
 ■ Non-Conf, S Site,
 ■ Home
 ■ Away
 N Neutral

Northeastern

Through Games Of Feb. 15, 2016

Average RPI Win:	205	WON-LOST	WINNING	LAST 10	STRENGTH OF	OPP. STRENGTH	TEAM	ADJ.	CONF.	ADJ CONF.
Average RPI Loss:	116	RECORD	PCT. RANK	GAMES	SCHEDULE	OF SCHEDULE	RPI	RPI	RPI	RPI
DIV. I ONLY	10- 14	223	4- 6	101	167	172	172	13	13	
DIV. I NON-CONF.	5- 6	180	0- 0	164	233	201	201	12	12	
TOTALS	RPI 1-25	RPI 26-50	W-L RECORDS	RPI 51-100	RPI 101-150	RPI 150+				
10- 14	0- 0	0- 4	OVERALL	3- 3	0- 3	7- 4				
3- 8	0- 0	0- 2	HOME	1- 2	0- 2	2- 2				
7- 4	0- 0	0- 1	AWAY	2- 1	0- 0	5- 2				
0- 2	0- 0	0- 1	NEUTRAL	0- 0	0- 1	0- 0				
5- 6	0- 0	0- 2	NON-CONFERENCE	1- 0	0- 3	4- 1				
2- 4	0- 0	0- 1	HOME	1- 0	0- 2	1- 1				
3- 0	0- 0	0- 0	AWAY	0- 0	0- 0	3- 0				
0- 2	0- 0	0- 1	NEUTRAL	0- 0	0- 1	0- 0				
5- 8	0- 0	0- 2	CONFERENCE	2- 3	0- 0	3- 3				
1- 4	0- 0	0- 1	HOME	0- 2	0- 0	1- 1				
4- 4	0- 0	0- 1	AWAY	2- 1	0- 0	2- 2				
0- 0	0- 0	0- 0	NEUTRAL	0- 0	0- 0	0- 0				

RPI S	Opponent	Score	RPI S	Opponent	Score	RPI S	Opponent	Score	RPI S	Opponent	Score	Team's RPI: 172
			32 H Michigan St.	51 77		67 A Hofstra	50 75		107 H Quinnipiac	60 71		
			33 N Missouri	56 69		77 H Maine	56 44		113 H Boston College	45 71		
			35 A James Madison	62 85		88 A Drexel	73 65		148 N Fresno St.	55 69		
			35 H James Madison	52 61		88 H Drexel	49 53		173 A Delaware	52 59		
						92 A Elon	67 61		201 A Col. of Charleston	52 49		
						92 H Elon	54 56		202 H Canisius	57 68		
									216 A William & Mary	62 69		
									216 H William & Mary	69 68		
									217 A Siena	70 67		
									243 A New Hampshire	66 54		
									262 A UNCW	72 66		
									284 H Towson	71 72		
									303 H UMES	60 49		
									347 A Boston U.	77 44		
LAST 12 Division I GAMES:												
			92 A Elon	67 61		88 H Drexel	49 53					
			262 A UNCW	72 66		67 A Hofstra	50 75					
			35 H James Madison	52 61		35 A James Madison	62 85					
			201 A Col. of Charleston	52 49		216 H William & Mary	69 68					
			216 A William & Mary	62 69		173 A Delaware	52 59					
			92 H Elon	54 56		88 A Drexel	73 65					

Non-Div I Games:

Northeastern

■ Loss,
 ■ Non-Conf,
 ■ S Site,
 ■ H Home
 ■ A Away
 N Neutral

Average RPI Win:	291	WON-LOST	WINNING	LAST 10	STRENGTH OF	OPP. STRENGTH	TEAM	ADJ.	CONF.	ADJ CONF.
Average RPI Loss:	144	RECORD	PCT. RANK	GAMES	SCHEDULE	OF SCHEDULE	RPI	RPI	RPI	RPI
DIV. I ONLY	4- 18	317	1- 9	71	308	272	272	20	20	
DIV. I NON-CONF.	2- 7	280	0- 0	102	223	220	220	21	21	
TOTALS	RPI 1-25	RPI 26-50	W-L RECORDS	RPI 51-100	RPI 101-150	RPI 150+				
4- 18	0- 0	0- 1	OVERALL	0- 2	0- 6	4- 9				
3- 6	0- 0	0- 0	HOME	0- 0	0- 2	3- 4				
1- 11	0- 0	0- 1	AWAY	0- 2	0- 3	1- 5				
0- 1	0- 0	0- 0	NEUTRAL	0- 0	0- 1	0- 0				
2- 7	0- 0	0- 1	NON-CONFERENCE	0- 2	0- 3	2- 1				
1- 1	0- 0	0- 0	HOME	0- 0	0- 1	1- 0				
1- 5	0- 0	0- 1	AWAY	0- 2	0- 1	1- 1				
0- 1	0- 0	0- 0	NEUTRAL	0- 0	0- 1	0- 0				
2- 11	0- 0	0- 0	CONFERENCE	0- 0	0- 3	2- 8				
2- 5	0- 0	0- 0	HOME	0- 0	0- 1	2- 4				
0- 6	0- 0	0- 0	AWAY	0- 0	0- 2	0- 4				
0- 0	0- 0	0- 0	NEUTRAL	0- 0	0- 0	0- 0				

RPI S	Opponent	Score	RPI S	Opponent	Score	RPI S	Opponent	Score	RPI S	Opponent	Score	Team's RPI: 272
			31 A	UTEP	66 77	69 A	Nebraska	67 90	103 A	Iowa St.	63 79	
						100 A	New Mexico St.	53 87	126 H	Hawaii	52 61	
									128 A	North Dakota	56 63	
									132 A	Idaho	59 76	
									132 H	Idaho	51 72	
									150 N	Long Beach St.	48 69	
									160 A	Montana St.	77 86	
									160 H	Montana St.	72 83	
									169 A	Northern Colo.	55 79	
									175 A	Eastern Wash.	65 72	
									175 H	Eastern Wash.	71 81	
									178 A	Colorado	66 90	
									192 H	Weber St.	56 76	
									209 A	Montana	58 81	
									209 H	Montana	57 61	
									222 H	Idaho St.	63 62	
									278 H	Lamar	75 63	
									330 H	Southern Utah	57 48	
									332 A	UC Irvine	71 55	
LAST 12 Division I GAMES:												
209 H	Montana	57 61	169 A	Northern Colo.	55 79							
160 H	Montana St.	72 83	128 A	North Dakota	56 63							
132 A	Idaho	59 76	175 H	Eastern Wash.	71 81							
175 A	Eastern Wash.	65 72	132 H	Idaho	51 72							
222 H	Idaho St.	63 62	330 H	Southern Utah	57 48							
192 H	Weber St.	56 76	160 A	Montana St.	77 86							

Non-Div I Games: N.M. Highlands 91 43 Dixie St. 68 66

Northern Ariz.

■ Loss,
■ Non-Conf, S Site,
■ Home
■ Away
N Neutral

Average RPI Win: 224	WON-LOST	WINNING	LAST 10	STRENGTH OF	OPP. STRENGTH	TEAM	ADJ.	CONF.	ADJ CONF.
Average RPI Loss: 145	RECORD	PCT. RANK	GAMES	SCHEDULE	OF SCHEDULE	RPI	RPI	RPI	RPI
DIV. I ONLY	10- 12	202	5- 5	100	263	169	169	20	20
DIV. I NON-CONF.	4- 5	193	0- 0	174	92	169	169	21	21
TOTALS	RPI 1-25	RPI 26-50	W-L RECORDS	RPI 51-100	RPI 101-150	RPI 150+			
10- 12	0- 0	0- 1	OVERALL	0- 2	2- 2	8- 7			
6- 3	0- 0	0- 1	HOME	0- 1	1- 0	5- 1			
2- 9	0- 0	0- 0	AWAY	0- 1	0- 2	2- 6			
2- 0	0- 0	0- 0	NEUTRAL	0- 0	1- 0	1- 0			
4- 5	0- 0	0- 1	NON-CONFERENCE	0- 2	1- 0	3- 2			
1- 2	0- 0	0- 1	HOME	0- 1	0- 0	1- 0			
1- 3	0- 0	0- 0	AWAY	0- 1	0- 0	1- 2			
2- 0	0- 0	0- 0	NEUTRAL	0- 0	1- 0	1- 0			
6- 7	0- 0	0- 0	CONFERENCE	0- 0	1- 2	5- 5			
5- 1	0- 0	0- 0	HOME	0- 0	1- 0	4- 1			
1- 6	0- 0	0- 0	AWAY	0- 0	0- 2	1- 4			
0- 0	0- 0	0- 0	NEUTRAL	0- 0	0- 0	0- 0			

RPI S	Opponent	Score	RPI S	Opponent	Score	RPI S	Opponent	Score	RPI S	Opponent	Score	Team's RPI: 169
45	H Colorado St.	46 62	56	H St. Mary's (CA)	52 65	119	N Akron	78 65	128	A North Dakota	51 54	
			62	A South Dakota St.	62 66	132	A Idaho	56 66	132	H Idaho	70 68	
						160	A Montana St.	58 66	175	A Eastern Wash.	55 59	
						175	H Eastern Wash.	57 66	178	A Colorado	41 63	
						192	A Weber St.	79 82	192	H Weber St.	65 63	
						209	A Montana	46 58	215	H Utah St.	74 60	
						222	A Idaho St.	61 59	222	H Idaho St.	48 47	
						228	A Grand Canyon	59 69	229	N Valparaiso	77 63	
						272	H Northern Ariz.	79 55	310	A Denver	60 51	
						330	H Southern Utah	64 44				
LAST 12 Division I GAMES:												
175	H Eastern Wash.	57 66	330	H Southern Utah	64 44							
132	H Idaho	70 68	160	A Montana St.	58 66							
222	A Idaho St.	61 59	209	A Montana	46 58							
192	A Weber St.	79 82	192	H Weber St.	65 63							
128	A North Dakota	51 54	222	H Idaho St.	48 47							
272	H Northern Ariz.	79 55	132	A Idaho	56 66							

Non-Div I Games: Western St. 101 48

Northern Colo.

Average RPI Win:	250	WON-LOST	WINNING	LAST 10	STRENGTH OF	OPP. STRENGTH	TEAM	ADJ.	CONF.	ADJ CONF.
Average RPI Loss:	149	RECORD	PCT. RANK	GAMES	SCHEDULE	OF SCHEDULE	RPI	RPI	RPI	RPI
DIV. I ONLY	9- 13	228	2- 2	282	170	258	258	11	11	
DIV. I NON-CONF.	6- 4	125	1- 0	348	243	253	253	13	13	
TOTALS	RPI 1-25	RPI 26-50	W-L RECORDS	RPI 51-100	RPI 101-150	RPI 150+				
9- 13	0- 0	0- 2	OVERALL	0- 2	3- 2	6- 7				
5- 4	0- 0	0- 1	HOME	0- 1	2- 1	3- 1				
2- 8	0- 0	0- 1	AWAY	0- 1	1- 1	1- 5				
2- 1	0- 0	0- 0	NEUTRAL	0- 0	0- 0	2- 1				
6- 4	0- 0	0- 0	NON-CONFERENCE	0- 0	1- 0	5- 4				
3- 0	0- 0	0- 0	HOME	0- 0	1- 0	2- 0				
1- 3	0- 0	0- 0	AWAY	0- 0	0- 0	1- 3				
2- 1	0- 0	0- 0	NEUTRAL	0- 0	0- 0	2- 1				
3- 9	0- 0	0- 2	CONFERENCE	0- 2	2- 2	1- 3				
2- 4	0- 0	0- 1	HOME	0- 1	1- 1	1- 1				
1- 5	0- 0	0- 1	AWAY	0- 1	1- 1	0- 2				
0- 0	0- 0	0- 0	NEUTRAL	0- 0	0- 0	0- 0				

RPI 1-25			RPI 26-50			RPI 51-100			RPI 101+ Team's RPI: 258		
RPI	S	Opponent	Score	RPI	S	Opponent	Score	RPI	S	Opponent	Score
28	A	Ohio	70 95	28	A	Ohio	47 72	68	A	Central Mich.	63 95
28	H	Ohio						68	H	Central Mich.	67 73
								106	H	Eastern Mich.	80 87
								108	H	Drake	87 73
								114	A	Toledo	59 66
								119	A	Akron	65 58
								134	H	Buffalo	76 74
								151	A	Wisconsin	62 89
								166	A	SIUE	67 93
								185	A	Milwaukee	58 73
								195	N	Kansas	58 66
								252	H	Bowling Green	43 58
								264	A	Miami (OH)	60 66
								264	H	Miami (OH)	92 73
								299	H	Bradley	68 64
								315	N	Illinois St.	68 59
								317	A	Kent St.	85 95
								334	A	Chicago St.	68 50
								336	H	Eastern Ill.	79 63
								337	N	Cal St. Fullerton	72 49
LAST 12 Division I GAMES:											
337	N	Cal St. Fullerton	72 49	28	H	Ohio	47 72				
68	H	Central Mich.	67 73	252	H	Bowling Green	43 58				
264	H	Miami (OH)	92 73	114	A	Toledo	59 66				
28	A	Ohio	70 95	68	A	Central Mich.	63 95				
134	H	Buffalo	76 74	106	H	Eastern Mich.	80 87				
317	A	Kent St.	85 95	264	A	Miami (OH)	60 66				

Non-Div I Games: Wis. Lutheran 69 42

Northern Ill.

■ Loss,
 ■ Non-Conf,
 ■ S Site,
 ■ Home
 ■ A Away
 N Neutral

Average RPI Win:	219	WON-LOST	WINNING	LAST 10	STRENGTH OF	OPP. STRENGTH	TEAM	ADJ.	CONF.	ADJ CONF.
Average RPI Loss:	129	RECORD	PCT. RANK	GAMES	SCHEDULE	OF SCHEDULE	RPI	RPI	RPI	RPI
DIV. I ONLY	12- 9	129	5- 5	184	146	155	155	14	14	
DIV. I NON-CONF.	6- 3	99	0- 0	280	110	174	174	15	15	
TOTALS	RPI 1-25	RPI 26-50	W-L RECORDS	RPI 51-100	RPI 101-150	RPI 150+				
12- 9	0- 2	0- 0	OVERALL	1- 2	1- 1	10- 4				
5- 6	0- 2	0- 0	HOME	1- 1	0- 1	4- 2				
7- 3	0- 0	0- 0	AWAY	0- 1	1- 0	6- 2				
0- 0	0- 0	0- 0	NEUTRAL	0- 0	0- 0	0- 0				
6- 3	0- 1	0- 0	NON-CONFERENCE	1- 0	0- 1	5- 1				
4- 2	0- 1	0- 0	HOME	1- 0	0- 1	3- 0				
2- 1	0- 0	0- 0	AWAY	0- 0	0- 0	2- 1				
0- 0	0- 0	0- 0	NEUTRAL	0- 0	0- 0	0- 0				
6- 6	0- 1	0- 0	CONFERENCE	0- 2	1- 0	5- 3				
1- 4	0- 1	0- 0	HOME	0- 1	0- 0	1- 2				
5- 2	0- 0	0- 0	AWAY	0- 1	1- 0	4- 1				
0- 0	0- 0	0- 0	NEUTRAL	0- 0	0- 0	0- 0				

RPI	S	Opponent	Score	RPI	S	Opponent	Score	RPI	S	Opponent	Score	RPI	S	Opponent	Score	Team's RPI: 155
18	H	Kentucky	65 84					82	H	Marquette	83 78	105	A	Youngstown St.	88 77	
23	H	Green Bay	73 81					94	A	Wright St.	61 66	119	H	Akron	75 77	
								94	H	Wright St.	65 76	177	A	Detroit	65 66	
												185	H	Milwaukee	60 86	
												196	A	Robert Morris	72 70	
												200	A	Oakland	75 71	
												210	A	Ill.-Chicago	72 61	
												210	H	Ill.-Chicago	55 53	
												219	A	Cincinnati	68 71	
												229	A	Valparaiso	68 50	
												229	H	Valparaiso	60 61	
												232	H	Indiana St.	73 67	
												264	A	Miami (OH)	71 57	
												275	H	Tennessee Tech	88 62	
												293	A	Cleveland St.	83 51	
												328	H	IPFW	77 64	
LAST 12 Division I GAMES:																
94	H	Wright St.	65 76	23	H	Green Bay	73 81									
229	A	Valparaiso	68 50	177	A	Detroit	65 66									
210	A	Ill.-Chicago	72 61	200	A	Oakland	75 71									
105	A	Youngstown St.	88 77	94	A	Wright St.	61 66									
293	A	Cleveland St.	83 51	210	H	Ill.-Chicago	55 53									
185	H	Milwaukee	60 86	229	H	Valparaiso	60 61									

Non-Div I Games: Ind.-Kokomo 104 33 West Virginia St. 92 47

Northern Ky.

Loss, Non-Conf, S Site, H Home A Away N Neutral

Northwestern

Through Games Of Feb. 15, 2016

Average RPI Win:	175	WON-LOST	WINNING	LAST 10	STRENGTH OF	OPP. STRENGTH	TEAM	ADJ.	CONF.	ADJ CONF.
Average RPI Loss:	47	RECORD	PCT. RANK	GAMES	SCHEDULE	OF SCHEDULE	RPI	RPI	RPI	RPI
DIV. I ONLY	14- 12	155	2- 8	42	67	90	90	4	4	
DIV. I NON-CONF.	11- 1	16	0- 0	217	247	64	64	4	4	
TOTALS	RPI 1-25	RPI 26-50	W-L RECORDS	RPI 51-100	RPI 101-150	RPI 150+				
14- 12	1- 4	0- 3	OVERALL	1- 4	3- 1	9- 0				
8- 6	1- 2	0- 1	HOME	1- 3	1- 0	5- 0				
3- 6	0- 0	0- 0	AWAY	0- 0	1- 1	2- 0				
3- 0	0- 0	0- 0	NEUTRAL	0- 0	1- 0	2- 0				
11- 1	0- 1	0- 0	NON-CONFERENCE	0- 0	3- 0	8- 0				
6- 1	0- 1	0- 0	HOME	0- 0	1- 0	5- 0				
2- 0	0- 0	0- 0	AWAY	0- 0	1- 0	1- 0				
3- 0	0- 0	0- 0	NEUTRAL	0- 0	1- 0	2- 0				
3- 11	1- 3	0- 3	CONFERENCE	1- 4	0- 1	1- 0				
2- 5	1- 1	0- 1	HOME	1- 3	0- 0	0- 0				
1- 6	0- 2	0- 2	AWAY	0- 1	0- 1	1- 0				
0- 0	0- 0	0- 0	NEUTRAL	0- 0	0- 0	0- 0				

RPI	S	Opponent	Score	RPI	S	Opponent	Score	RPI	S	Opponent	Score	RPI	S	Opponent	Score
5	A	Ohio St.	73 76	32	A	Michigan St.	51 74	57	H	Iowa	64 79	101	A	North Carolina	85 72
5	H	Ohio St.	86 82	41	A	Rutgers	59 61	59	H	Purdue	71 85	117	H	Western Mich.	86 62
11	A	Maryland	62 80	47	H	Indiana	84 91	69	H	Nebraska	85 62	130	A	Penn St.	72 79
11	H	Maryland	70 79					76	A	Minnesota	92 95	141	N	Creighton	75 52
20	H	DePaul	64 77					76	H	Minnesota	106 112	163	A	Illinois	69 59
												167	A	Loyola Chicago	81 72
												174	N	East Carolina	78 75
												175	N	Eastern Wash.	74 70
												185	H	Milwaukee	69 44
												222	H	Idaho St.	72 36
												296	H	UMKC	80 38
												316	H	Howard	89 49
												320	H	Alcorn	91 47
LAST 12 Division I GAMES:															
11	H	Maryland	70 79	47	H	Indiana	84 91								
41	A	Rutgers	59 61	76	A	Minnesota	92 95								
76	H	Minnesota	106 112	11	A	Maryland	62 80								
163	A	Illinois	69 59	5	H	Ohio St.	86 82								
57	H	Iowa	64 79	32	A	Michigan St.	51 74								
5	A	Ohio St.	73 76	59	H	Purdue	71 85								

Non-Div I Games:

Northwestern

■ Loss,
 ■ Non-Conf,
 ■ S Site,
 ■ H Home
 ■ A Away
 N Neutral

Average RPI Win:	250	WON-LOST	WINNING	LAST 10	STRENGTH OF	OPP. STRENGTH	TEAM	ADJ.	CONF.	ADJ CONF.
Average RPI Loss:	133	RECORD	PCT. RANK	GAMES	SCHEDULE	OF SCHEDULE	RPI	RPI	RPI	RPI
DIV. I ONLY	10- 10	167	6- 4	69	318	123	123	28	28	
DIV. I NON-CONF.	2- 5	253	0- 0	4	280	127	127	26	26	
TOTALS	RPI 1-25	RPI 26-50	W-L RECORDS	RPI 51-100	RPI 101-150	RPI 150+				
10- 10	0- 2	0- 0	OVERALL	0- 2	1- 2	9- 4				
7- 1	0- 0	0- 0	HOME	0- 0	0- 1	7- 0				
3- 8	0- 1	0- 0	AWAY	0- 0	1- 0	2- 0				
0- 1	0- 0	0- 0	NEUTRAL	0- 0	0- 1	0- 0				
2- 5	0- 2	0- 0	NON-CONFERENCE	0- 1	0- 1	2- 1				
2- 0	0- 0	0- 0	HOME	0- 0	0- 0	2- 0				
0- 4	0- 2	0- 0	AWAY	0- 1	0- 0	0- 1				
0- 1	0- 0	0- 0	NEUTRAL	0- 0	0- 1	0- 0				
8- 5	0- 0	0- 0	CONFERENCE	0- 1	1- 1	7- 3				
5- 1	0- 0	0- 0	HOME	0- 0	0- 1	5- 0				
3- 4	0- 0	0- 0	AWAY	0- 1	1- 0	2- 3				
0- 0	0- 0	0- 0	NEUTRAL	0- 0	0- 0	0- 0				

RPI 1-25				RPI 26-50				RPI 51-100				RPI 101+ Team's RPI: 123			
RPI	S	Opponent	Score	RPI	S	Opponent	Score	RPI	S	Opponent	Score	RPI	S	Opponent	Score
4	A	Baylor	44 86					61	A	Abilene Christian	46 67	125	A	Central Ark.	60 56
8	A	Texas	33 86					100	A	New Mexico St.	54 65	125	H	Central Ark.	49 74
												150	N	Long Beach St.	59 60
												159	A	SMU	36 74
												168	A	McNeese St.	74 78
												168	H	McNeese St.	85 64
												186	H	Grambling	71 62
												233	A	Stephen F. Austin	52 68
												236	H	Sam Houston St.	69 49
												249	H	Houston Baptist	55 44
												278	A	Lamar	73 51
												305	H	Southeastern La.	82 62
												306	H	Jackson St.	59 54
												322	A	Incarinate Word	53 48
												323	A	Nicholls St.	61 70
												326	H	A&M-Corpus Christi	60 43
LAST 12 Division I GAMES:															
168	H	McNeese St.	85 64	323	A	Nicholls St.	61 70								
125	A	Central Ark.	60 56	278	A	Lamar	73 51								
233	A	Stephen F. Austin	52 68	326	H	A&M-Corpus Christi	60 43								
305	H	Southeastern La.	82 62	322	A	Incarinate Word	53 48								
125	H	Central Ark.	49 74	61	A	Abilene Christian	46 67								
168	A	McNeese St.	74 78	236	H	Sam Houston St.	69 49								

Non-Div I Games: LeTourneau 73 44 Xavier (LA) 73 57 LSU-Alexandria 94 65 Central Baptist 86 56 Northwestern St.

Loss, Non-Conf, S Site, H Home A Away N Neutral

Notre Dame

Through Games Of Feb. 15, 2016

Average RPI Win:	80	WON-LOST	WINNING	LAST 10	STRENGTH OF	OPP. STRENGTH	TEAM	ADJ.	CONF.	ADJ CONF.
Average RPI Loss:	2	RECORD	PCT. RANK	GAMES	SCHEDULE	OF SCHEDULE	RPI	RPI	RPI	RPI
DIV. I ONLY	24- 1	3	6- 0	2	2	1	1	5	5	
DIV. I NON-CONF.	12- 1	9	1- 0	8	2	2	2	5	5	
TOTALS	RPI 1-25	RPI 26-50	W-L RECORDS	RPI 51-100	RPI 101-150	RPI 150+				
24- 1	7- 1	2- 0	OVERALL	8- 0	5- 0	2- 0				
12- 0	5- 0	2- 0	HOME	2- 0	3- 0	0- 0				
10- 1	1- 1	0- 0	AWAY	6- 0	2- 0	1- 0				
2- 0	1- 0	0- 0	NEUTRAL	0- 0	0- 0	1- 0				
12- 1	5- 1	0- 0	NON-CONFERENCE	4- 0	1- 0	2- 0				
6- 0	4- 0	0- 0	HOME	1- 0	1- 0	0- 0				
4- 1	0- 1	0- 0	AWAY	3- 0	0- 0	1- 0				
2- 0	1- 0	0- 0	NEUTRAL	0- 0	0- 0	1- 0				
12- 0	2- 0	2- 0	CONFERENCE	4- 0	4- 0	0- 0				
6- 0	1- 0	2- 0	HOME	1- 0	2- 0	0- 0				
6- 0	1- 0	0- 0	AWAY	3- 0	2- 0	0- 0				
0- 0	0- 0	0- 0	NEUTRAL	0- 0	0- 0	0- 0				

RPI	S	Opponent	Score	RPI	S	Opponent	Score	RPI	S	Opponent	Score	RPI	S	Opponent	Score
2	A	UConn	81 91	29	H	Miami (FL)	90 69	51	A	Duke	68 61	101	H	North Carolina	88 54
5	H	Ohio St.	75 72	46	H	North Carolina St.	82 46	62	A	South Dakota St.	75 64	110	H	Virginia Tech	80 41
9	H	Oregon St.	62 61					84	A	Georgia Tech	54 42	113	A	Boston College	63 50
10	N	UCLA	92 84					84	H	Georgia Tech	85 76	114	H	Toledo	74 39
15	H	Tennessee	79 66					86	A	Saint Joseph's	91 55	127	A	Pittsburgh	65 55
16	A	Louisville	66 61					89	H	Bucknell	85 54	229	A	Valparaiso	110 54
19	H	Syracuse	90 62					91	A	Virginia	74 46	310	N	Denver	94 52
20	H	DePaul	95 90					93	A	TCU	88 72				
LAST 12 Division I GAMES:															
10	N	UCLA	92 84	110	H	Virginia Tech	80 41								
29	H	Miami (FL)	90 69	19	H	Syracuse	90 62								
16	A	Louisville	66 61	15	H	Tennessee	79 66								
46	H	North Carolina St.	82 46	113	A	Boston College	63 50								
51	A	Duke	68 61	101	H	North Carolina	88 54								
84	A	Georgia Tech	54 42	91	A	Virginia	74 46								

Non-Div I Games:

Notre Dame

Loss, Non-Conf, S Site, H Home A Away N Neutral

Average RPI Win:	248	WON-LOST	WINNING	LAST 10	STRENGTH OF	OPP. STRENGTH	TEAM	ADJ.	CONF.	ADJ CONF.
Average RPI Loss:	153	RECORD	PCT. RANK	GAMES	SCHEDULE	OF SCHEDULE	RPI	RPI	RPI	RPI
DIV. I ONLY	12- 10	148	4- 6	298	186	200	200	14	14	
DIV. I NON-CONF.	6- 3	99	0- 0	342	292	230	230	15	15	
TOTALS	RPI 1-25	RPI 26-50	W-L RECORDS	RPI 51-100	RPI 101-150	RPI 150+				
12- 10	1- 0	0- 1	OVERALL	0- 2	0- 2	11- 5				
5- 5	0- 0	0- 1	HOME	0- 2	0- 1	5- 1				
7- 5	1- 0	0- 0	AWAY	0- 0	0- 1	6- 4				
0- 0	0- 0	0- 0	NEUTRAL	0- 0	0- 0	0- 0				
6- 3	0- 0	0- 1	NON-CONFERENCE	0- 1	0- 0	6- 1				
2- 2	0- 0	0- 1	HOME	0- 1	0- 0	2- 0				
4- 1	0- 0	0- 0	AWAY	0- 0	0- 0	4- 1				
0- 0	0- 0	0- 0	NEUTRAL	0- 0	0- 0	0- 0				
6- 7	1- 0	0- 0	CONFERENCE	0- 1	0- 2	5- 4				
3- 3	0- 0	0- 0	HOME	0- 1	0- 1	3- 1				
3- 4	1- 0	0- 0	AWAY	0- 0	0- 1	2- 3				
0- 0	0- 0	0- 0	NEUTRAL	0- 0	0- 0	0- 0				

RPI 1-25				RPI 26-50				RPI 51-100				RPI 101+ Team's RPI: 200			
RPI	S	Opponent	Score	RPI	S	Opponent	Score	RPI	S	Opponent	Score	RPI	S	Opponent	Score
23	A	Green Bay	58 56	32	H	Michigan St.	62 82	68	H	Central Mich.	87 110	105	A	Youngstown St.	63 67
								94	H	Wright St.	72 77	105	H	Youngstown St.	77 96
												155	H	Northern Ky.	71 75
												177	A	Detroit	79 73
												185	A	Milwaukee	64 77
												210	A	Ill.-Chicago	78 76
												210	H	Ill.-Chicago	78 73
												229	A	Valparaiso	66 81
												229	H	Valparaiso	87 77
												231	H	Dartmouth	78 60
												264	A	Miami (OH)	54 65
												289	A	Vermont	74 68
												293	A	Cleveland St.	75 88
												293	H	Cleveland St.	79 69
												302	A	Niagara	77 67
												328	H	IPFW	81 74
												334	A	Chicago St.	74 51
												346	A	Norfolk St.	83 73
LAST 12 Division I GAMES:															
210	H	Ill.-Chicago	78 73	177	A	Detroit	79 73								
229	H	Valparaiso	87 77	94	H	Wright St.	72 77								
293	A	Cleveland St.	75 88	155	H	Northern Ky.	71 75								
105	A	Youngstown St.	63 67	229	A	Valparaiso	66 81								
185	A	Milwaukee	64 77	210	A	Ill.-Chicago	78 76								
23	A	Green Bay	58 56	293	H	Cleveland St.	79 69								

Non-Div I Games: Rochester College 83 49 Mich.-Dearborn 123 38

Oakland

Loss, Non-Conf, S Site, H Home A Away N Neutral

Average RPI Win:	173	WON-LOST	WINNING	LAST 10	STRENGTH OF	OPP. STRENGTH	TEAM	ADJ.	CONF.	ADJ CONF.
Average RPI Loss:	97	RECORD	PCT. RANK	GAMES	SCHEDULE	OF SCHEDULE	RPI	RPI	RPI	RPI
DIV. I ONLY	19- 4	26	9- 1	112	108	28	28	11	11	
DIV. I NON-CONF.	8- 3	77	0- 0	182	62	62	62	13	13	
TOTALS	RPI 1-25	RPI 26-50	W-L RECORDS	RPI 51-100	RPI 101-150	RPI 150+				
19- 4	0- 1	1- 0	OVERALL	5- 1	4- 1	9- 1				
8- 0	0- 0	0- 0	HOME	3- 0	2- 0	3- 0				
7- 4	0- 0	0- 0	AWAY	1- 1	2- 0	4- 0				
4- 0	0- 0	1- 0	NEUTRAL	1- 0	0- 0	2- 0				
8- 3	0- 1	1- 0	NON-CONFERENCE	2- 1	0- 0	5- 1				
3- 0	0- 0	0- 0	HOME	1- 0	0- 0	2- 0				
1- 3	0- 1	0- 0	AWAY	0- 1	0- 0	1- 1				
4- 0	0- 0	1- 0	NEUTRAL	1- 0	0- 0	2- 0				
11- 1	0- 0	0- 0	CONFERENCE	3- 0	4- 1	4- 0				
5- 0	0- 0	0- 0	HOME	2- 0	2- 0	1- 0				
6- 1	0- 0	0- 0	AWAY	1- 0	2- 1	3- 0				
0- 0	0- 0	0- 0	NEUTRAL	0- 0	0- 0	0- 0				

RPI 1-25				RPI 26-50				Team's RPI: 28				RPI 51-100				RPI 101+			
RPI	S	Opponent	Score	RPI	S	Opponent	Score	RPI	S	Opponent	Score	RPI	S	Opponent	Score	RPI	S	Opponent	Score
21	A	Duquesne	47 64	47	N	Indiana	63 56	60	N	FGCU	69 57	106	A	Eastern Mich.	71 64				
								68	H	Central Mich.	86 84	114	A	Toledo	77 57				
								71	A	Vanderbilt	59 62	117	H	Western Mich.	73 63				
								74	H	Middle Tenn.	72 49	119	H	Akron	75 55				
								81	A	Ball St.	68 67	134	A	Buffalo	43 51				
								81	H	Ball St.	73 48	163	A	Illinois	53 62				
												174	N	East Carolina	64 61				
												252	A	Bowling Green	72 57				
												258	A	Northern Ill.	72 47				
												258	H	Northern Ill.	95 70				
												262	A	UNCW	75 59				
												263	H	Saint Francis (PA)	91 65				
												313	N	Winthrop	75 54				
												317	A	Kent St.	93 54				
												328	H	IPFW	79 52				
LAST 12 Division I GAMES:																			
				114	A	Toledo	77 57					317	A	Kent St.	93 54				
				258	H	Northern Ill.	95 70					68	H	Central Mich.	86 84				
				134	A	Buffalo	43 51					106	A	Eastern Mich.	71 64				
				81	A	Ball St.	68 67					252	A	Bowling Green	72 57				
				119	H	Akron	75 55					81	H	Ball St.	73 48				
				258	A	Northern Ill.	72 47					117	H	Western Mich.	73 63				

Non-Div I Games:

Ohio

Average RPI Win: 98		WON-LOST	WINNING	LAST 10	STRENGTH OF	OPP. STRENGTH	TEAM	ADJ.	CONF.	ADJ CONF.
Average RPI Loss: 24		RECORD	PCT. RANK	GAMES	SCHEDULE	OF SCHEDULE	RPI	RPI	RPI	RPI
DIV. I ONLY		21- 4	20	9- 1	4	10	5	5	4	4
DIV. I NON-CONF.		8- 3	77	0- 0	7	19	7	7	4	4
TOTALS		RPI 1-25	RPI 26-50		W-L RECORDS		RPI 51-100	RPI 101-150	RPI 150+	
21- 4		3- 3	5- 0		OVERALL		6- 1	2- 0	5- 0	
12- 1		1- 1	4- 0		HOME		3- 0	1- 0	3- 0	
7- 3		1- 2	1- 0		AWAY		2- 1	1- 0	2- 0	
2- 0		1- 0	0- 0		NEUTRAL		1- 0	0- 0	0- 0	
8- 3		1- 3	1- 0		NON-CONFERENCE		2- 0	1- 0	3- 0	
5- 1		0- 1	1- 0		HOME		1- 0	1- 0	2- 0	
1- 2		0- 2	0- 0		AWAY		0- 0	0- 0	1- 0	
2- 0		1- 0	0- 0		NEUTRAL		1- 0	0- 0	0- 0	
13- 1		2- 0	4- 0		CONFERENCE		4- 1	1- 0	2- 0	
7- 0		1- 0	3- 0		HOME		2- 0	0- 0	1- 0	
6- 1		1- 0	1- 0		AWAY		2- 1	1- 0	1- 0	
0- 0		0- 0	0- 0		NEUTRAL		0- 0	0- 0	0- 0	

RPI	S	Opponent	Score	RPI	S	Opponent	Score	RPI	S	Opponent	Score	RPI	S	Opponent	Score
1	A	Notre Dame	72 75	32	H	Michigan St.	85 80	57	A	Iowa	98 81	102	H	Belmont	84 56
2	H	UConn	56 100	38	H	Princeton	90 70	59	H	Purdue	90 70	130	A	Penn St.	77 63
3	A	South Carolina	80 88	41	A	Rutgers	67 58	65	A	Michigan	97 93	151	H	Wisconsin	87 61
11	A	Maryland	80 71	41	H	Rutgers	90 78	90	A	Northwestern	82 86	163	A	Illinois	80 70
11	H	Maryland	94 86	47	H	Indiana	97 70	90	H	Northwestern	76 73	219	A	Cincinnati	105 76
14	N	Texas A&M	95 80					91	H	Virginia	93 73	251	H	N.C. A&T	89 56
								99	N	Liberty	75 65	344	H	Wagner	106 47
LAST 12 Division I GAMES:															
130	A	Penn St.	77 63	41	A	Rutgers	67 58								
57	A	Iowa	98 81	65	A	Michigan	97 93								
11	H	Maryland	94 86	59	H	Purdue	90 70								
151	H	Wisconsin	87 61	90	A	Northwestern	82 86								
163	A	Illinois	80 70	41	H	Rutgers	90 78								
90	H	Northwestern	76 73	47	H	Indiana	97 70								

Non-Div I Games:

Ohio St.

■ Loss,
 ■ Non-Conf, S Site,
 ■ Home
 ■ Away
 N Neutral

Oklahoma

Through Games Of Feb. 15, 2016

Average RPI Win:	124	WON-LOST	WINNING	LAST 10	STRENGTH OF	OPP. STRENGTH	TEAM	ADJ.	CONF.	ADJ CONF.
Average RPI Loss:	47	RECORD	PCT. RANK	GAMES	SCHEDULE	OF SCHEDULE	RPI	RPI	RPI	RPI
DIV. I ONLY	17- 7	65	6- 4	29	14	24	24	3	3	
DIV. I NON-CONF.	9- 2	37	0- 0	186	23	66	66	3	3	
TOTALS	RPI 1-25	RPI 26-50	W-L RECORDS	RPI 51-100	RPI 101-150	RPI 150+				
17- 7	2- 5	3- 1	OVERALL	3- 0	4- 0	5- 1				
10- 2	2- 1	2- 0	HOME	1- 0	2- 0	3- 1				
5- 4	0- 3	1- 1	AWAY	1- 0	1- 0	2- 0				
2- 1	0- 1	0- 0	NEUTRAL	1- 0	1- 0	0- 0				
9- 2	1- 1	1- 0	NON-CONFERENCE	1- 0	2- 0	4- 1				
4- 1	1- 0	0- 0	HOME	0- 0	1- 0	2- 1				
3- 0	0- 0	1- 0	AWAY	0- 0	0- 0	2- 0				
2- 1	0- 1	0- 0	NEUTRAL	1- 0	1- 0	0- 0				
8- 5	1- 4	2- 1	CONFERENCE	2- 0	2- 0	1- 0				
6- 1	1- 1	2- 0	HOME	1- 0	1- 0	1- 0				
2- 4	0- 3	0- 1	AWAY	1- 0	1- 0	0- 0				
0- 0	0- 0	0- 0	NEUTRAL	0- 0	0- 0	0- 0				

RPI	S	Opponent	Score	RPI	S	Opponent	Score	RPI	S	Opponent	Score	RPI	S	Opponent	Score
4	A	Baylor	68 78	30	A	Washington	71 68	70	N	Utah	70 55	103	A	Iowa St.	77 71
8	A	Texas	76 83	37	H	West Virginia	57 54	93	A	TCU	78 65	113	N	Boston College	76 61
8	H	Texas	74 56	48	A	Kansas St.	71 87	93	H	TCU	77 64	133	H	Texas Tech	92 53
12	H	BYU	73 47	48	H	Kansas St.	68 58					135	H	Little Rock	65 52
14	N	Texas A&M	68 74									184	A	Tulsa	75 62
17	A	Oklahoma St.	42 73									195	H	Kansas	67 44
17	H	Oklahoma St.	69 71									224	H	North Texas	57 61
												246	H	UTSA	80 41
												299	A	Bradley	79 46
												313	H	Winthrop	78 48
LAST 12 Division I GAMES:															
8	H	Texas	74 56	8	A	Texas	76 83								
48	A	Kansas St.	71 87	133	H	Texas Tech	92 53								
93	H	TCU	77 64	17	A	Oklahoma St.	42 73								
17	H	Oklahoma St.	69 71	48	H	Kansas St.	68 58								
103	A	Iowa St.	77 71	93	A	TCU	78 65								
37	H	West Virginia	57 54	4	A	Baylor	68 78								

Non-Div I Games:

Oklahoma

■ Loss,
 ■ Non-Conf, S Site,
 ■ Home
 ■ Away
 N Neutral

Average RPI Win: 137		WON-LOST	WINNING	LAST 10	STRENGTH OF	OPP. STRENGTH	TEAM	ADJ.	CONF.	ADJ CONF.
Average RPI Loss: 42		RECORD	PCT. RANK	GAMES	SCHEDULE	OF SCHEDULE	RPI	RPI	RPI	RPI
DIV. I ONLY		19- 5	34	7- 3	44	42	17	17	3	3
DIV. I NON-CONF.		10- 1	19	0- 0	194	163	39	39	3	3
<hr/>										
TOTALS	RPI 1-25		RPI 26-50		W-L RECORDS	RPI 51-100	RPI 101-150		RPI 150+	
19- 5	3- 2		1- 2		OVERALL	3- 0	5- 1		7- 0	
14- 1	2- 1		1- 0		HOME	2- 0	4- 0		5- 0	
5- 4	1- 1		0- 2		AWAY	1- 0	1- 1		2- 0	
0- 0	0- 0		0- 0		NEUTRAL	0- 0	0- 0		0- 0	
10- 1	0- 0		0- 1		NON-CONFERENCE	2- 0	2- 0		6- 0	
8- 0	0- 0		0- 0		HOME	1- 0	2- 0		5- 0	
2- 1	0- 0		0- 1		AWAY	1- 0	0- 0		1- 0	
0- 0	0- 0		0- 0		NEUTRAL	0- 0	0- 0		0- 0	
9- 4	3- 2		1- 1		CONFERENCE	1- 0	3- 1		1- 0	
6- 1	2- 1		1- 0		HOME	1- 0	2- 0		0- 0	
3- 3	1- 1		0- 1		AWAY	0- 0	1- 1		1- 0	
0- 0	0- 0		0- 0		NEUTRAL	0- 0	0- 0		0- 0	

RPI 1-25				Team's RPI: 17		RPI 26-50				RPI 51-100				RPI 101+					
RPI	S	Opponent	Score		RPI	S	Opponent	Score		RPI	S	Opponent	Score		RPI	S	Opponent	Score	
4	H	Baylor	52	45	37	H	West Virginia	63	51	73	H	Washington St.	70	60	101	H	North Carolina	77	67
8	A	Texas	55	70	44	A	South Fla.	46	68	85	A	Missouri St.	74	55	103	A	Iowa St.	42	49
8	H	Texas	48	78	48	A	Kansas St.	44	47	93	H	TCU	80	52	103	H	Iowa St.	79	76
24	A	Oklahoma	71	69											133	A	Texas Tech	69	46
24	H	Oklahoma	73	42											133	H	Texas Tech	70	57
															138	H	Oral Roberts	59	55
															166	H	SIUE	86	61
															195	A	Kansas	74	46
															207	H	UTRGV	78	54
															238	H	Texas Southern	87	52
															273	A	UCF	74	55
															278	H	Lamar	90	45
															300	H	Savannah St.	76	48
LAST 12 Division I GAMES:																			
					37	H	West Virginia	63	51	103	H	Iowa St.	79	76					
					8	A	Texas	55	70	24	H	Oklahoma	73	42					
					133	H	Texas Tech	70	57	48	A	Kansas St.	44	47					
					24	A	Oklahoma	71	69	8	H	Texas	48	78					
					93	H	TCU	80	52	133	A	Texas Tech	69	46					
					195	A	Kansas	74	46	103	A	Iowa St.	42	49					

Non-Div I Games:

Oklahoma St.

Average RPI Win:	211	WON-LOST	WINNING	LAST 10	STRENGTH OF	OPP. STRENGTH	TEAM	ADJ.	CONF.	ADJ CONF.
Average RPI Loss:	127	RECORD	PCT. RANK	GAMES	SCHEDULE	OF SCHEDULE	RPI	RPI	RPI	RPI
DIV. I ONLY	11- 13	194	6- 4	128	161	161	161	12	12	
DIV. I NON-CONF.	4- 8	234	0- 0	153	254	217	217	10	10	
TOTALS	RPI 1-25	RPI 26-50	W-L RECORDS	RPI 51-100	RPI 101-150	RPI 150+				
11- 13	0- 1	0- 2	OVERALL	3- 1	0- 5	8- 4				
6- 3	0- 0	0- 1	HOME	1- 0	0- 1	5- 1				
5- 7	0- 0	0- 1	AWAY	2- 0	0- 3	3- 3				
0- 3	0- 1	0- 0	NEUTRAL	0- 1	0- 1	0- 0				
4- 8	0- 1	0- 1	NON-CONFERENCE	0- 1	0- 3	4- 2				
2- 2	0- 0	0- 1	HOME	0- 0	0- 1	2- 0				
2- 3	0- 0	0- 0	AWAY	0- 0	0- 1	2- 2				
0- 3	0- 1	0- 0	NEUTRAL	0- 1	0- 1	0- 0				
7- 5	0- 0	0- 1	CONFERENCE	3- 0	0- 2	4- 2				
4- 1	0- 0	0- 0	HOME	1- 0	0- 0	3- 1				
3- 4	0- 0	0- 1	AWAY	2- 0	0- 2	1- 1				
0- 0	0- 0	0- 0	NEUTRAL	0- 0	0- 0	0- 0				

RPI S	Opponent	Score	RPI S	Opponent	Score	RPI S	Opponent	Score	RPI S	Opponent	Score	Team's RPI: 161
11 N	Maryland	49 95	29 H	Miami (FL)	35 61	62 N	South Dakota St.	39 71	104 A	VCU	54 74	
			50 A	Western Ky.	51 68	74 A	Middle Tenn.	61 58	127 N	Pittsburgh	58 67	
						95 A	Charlotte	71 59	140 H	ETSU	52 56	
						95 H	Charlotte	94 85	142 A	Marshall	62 80	
									143 A	UAB	55 58	
									152 H	Southern Miss.	53 45	
									171 H	Fla. Atlantic	85 45	
									176 H	Louisiana Tech	51 69	
									205 A	Richmond	57 62	
									216 A	William & Mary	64 75	
									224 A	North Texas	65 48	
									242 A	Rice	46 68	
									256 H	Loyola Maryland	64 41	
									288 H	FIU	84 49	
									303 A	UMES	69 52	
									316 A	Howard	83 64	
									344 H	Wagner	71 57	
LAST 12 Division I GAMES:												
242 A	Rice	46 68	50 A	Western Ky.	51 68							
224 A	North Texas	65 48	74 A	Middle Tenn.	61 58							
95 H	Charlotte	94 85	143 A	UAB	55 58							
288 H	FIU	84 49	152 H	Southern Miss.	53 45							
171 H	Fla. Atlantic	85 45	176 H	Louisiana Tech	51 69							
142 A	Marshall	62 80	95 A	Charlotte	71 59							

Non-Div I Games:

Old Dominion

■ Loss,
 ■ Non-Conf,
 ■ S Site,
 ■ H Home
 ■ A Away
 N Neutral

Average RPI Win:	216	WON-LOST	WINNING	LAST 10	STRENGTH OF	OPP. STRENGTH	TEAM	ADJ.	CONF.	ADJ CONF.
Average RPI Loss:	66	RECORD	PCT. RANK	GAMES	SCHEDULE	OF SCHEDULE	RPI	RPI	RPI	RPI
DIV. I ONLY	10- 15	230	1- 9	56	91	162	162	2	2	
DIV. I NON-CONF.	8- 5	120	0- 0	241	328	196	196	2	2	
TOTALS	RPI 1-25	RPI 26-50	W-L RECORDS	RPI 51-100	RPI 101-150	RPI 150+				
10- 15	1- 5	1- 3	OVERALL	1- 3	1- 3	6- 1				
8- 7	1- 2	1- 2	HOME	1- 2	0- 1	5- 0				
2- 8	0- 3	0- 1	AWAY	0- 1	1- 2	1- 1				
0- 0	0- 0	0- 0	NEUTRAL	0- 0	0- 0	0- 0				
8- 5	0- 0	1- 0	NON-CONFERENCE	0- 3	1- 1	6- 1				
6- 3	0- 0	1- 0	HOME	0- 2	0- 1	5- 0				
2- 2	0- 0	0- 0	AWAY	0- 1	1- 0	1- 1				
0- 0	0- 0	0- 0	NEUTRAL	0- 0	0- 0	0- 0				
2- 10	1- 5	0- 3	CONFERENCE	1- 0	0- 2	0- 0				
2- 4	1- 2	0- 2	HOME	1- 0	0- 0	0- 0				
0- 6	0- 3	0- 1	AWAY	0- 0	0- 2	0- 0				
0- 0	0- 0	0- 0	NEUTRAL	0- 0	0- 0	0- 0				

RPI	S	Opponent	Score	RPI	S	Opponent	Score	RPI	S	Opponent	Score	RPI	S	Opponent	Score	Team's RPI: 162
3	A	South Carolina	62 81	26	A	Georgia	56 70	71	H	Vanderbilt	55 52	124	A	LSU	57 76	
14	A	Texas A&M	58 81	33	H	Missouri	46 60	74	A	Middle Tenn.	75 84	139	A	Stony Brook	72 57	
14	H	Texas A&M	48 62	49	H	Auburn	60 65	80	H	Tulane	59 61	146	A	Alabama	37 48	
18	H	Kentucky	73 65	50	H	Western Ky.	59 53	85	H	Missouri St.	78 91	149	H	La.-Lafayette	78 82	
22	H	Florida	65 85									152	A	Southern Miss.	38 57	
25	A	Mississippi St.	51 79									168	H	McNeese St.	96 56	
												338	H	Ark.-Pine Bluff	80 45	
												341	H	New Orleans	97 59	
												344	A	Wagner	86 49	
												345	H	Alabama A&M	103 42	
												348	H	Mississippi Val.	97 61	
LAST 12 Division I GAMES:																
14	H	Texas A&M	48 62	18	H	Kentucky	73 65									
49	H	Auburn	60 65	25	A	Mississippi St.	51 79									
26	A	Georgia	56 70	14	A	Texas A&M	58 81									
146	A	Alabama	37 48	22	H	Florida	65 85									
33	H	Missouri	46 60	124	A	LSU	57 76									
3	A	South Carolina	62 81	71	H	Vanderbilt	55 52									

Non-Div I Games:

Ole Miss

■ Loss,
■ Non-Conf,
■ S Site,
■ H Home
■ A Away
N Neutral

Average RPI Win: 295	WON-LOST	WINNING	LAST 10	STRENGTH OF	OPP. STRENGTH	TEAM	ADJ.	CONF.	ADJ CONF.
Average RPI Loss: 152	RECORD	PCT. RANK	GAMES	SCHEDULE	OF SCHEDULE	RPI	RPI	RPI	RPI
DIV. I ONLY	10- 13	207	3- 7	300	247	276	276	18	18
DIV. I NON-CONF.	5- 5	160	0- 0	333	268	283	283	19	19
TOTALS	RPI 1-25	RPI 26-50	W-L RECORDS	RPI 51-100	RPI 101-150	RPI 150+			
10- 13	0- 0	0- 0	OVERALL	0- 4	0- 4	10- 5			
7- 5	0- 0	0- 0	HOME	0- 2	0- 2	7- 1			
2- 7	0- 0	0- 0	AWAY	0- 2	0- 2	2- 3			
1- 1	0- 0	0- 0	NEUTRAL	0- 0	0- 0	1- 1			
5- 5	0- 0	0- 0	NON-CONFERENCE	0- 0	0- 2	5- 3			
3- 2	0- 0	0- 0	HOME	0- 0	0- 1	3- 1			
1- 2	0- 0	0- 0	AWAY	0- 0	0- 1	1- 1			
1- 1	0- 0	0- 0	NEUTRAL	0- 0	0- 0	1- 1			
5- 8	0- 0	0- 0	CONFERENCE	0- 4	0- 2	5- 2			
4- 3	0- 0	0- 0	HOME	0- 2	0- 1	4- 0			
1- 5	0- 0	0- 0	AWAY	0- 2	0- 1	1- 2			
0- 0	0- 0	0- 0	NEUTRAL	0- 0	0- 0	0- 0			

RPI 1-25				RPI 26-50				RPI 51-100				RPI 101+				Team's RPI: 276	
RPI	S	Opponent	Score	RPI	S	Opponent	Score	RPI	S	Opponent	Score	RPI	S	Opponent	Score		
								62	A	South Dakota St.	58	68	116	A	IUPUI	59	75
								62	H	South Dakota St.	47	65	128	A	North Dakota	52	67
								79	A	South Dakota	76	82	138	H	Oral Roberts	65	67
								79	H	South Dakota	55	70	141	H	Creighton	46	69
													166	A	SIUE	86	90
													220	H	Utah Valley	59	74
													226	A	Western Ill.	55	74
													226	H	Western Ill.	79	66
													232	A	Indiana St.	51	50
													249	N	Houston Baptist	51	64
													273	H	UCF	75	60
													296	H	UMKC	57	42
													309	A	North Dakota St.	67	74
													309	H	North Dakota St.	77	52
													310	H	Denver	67	55
													315	N	Illinois St.	60	56
													328	A	IPFW	60	58
													328	H	IPFW	71	64
													336	H	Eastern Ill.	76	67
LAST 12 Division I GAMES:																	
309	A	North Dakota St.	67	74	138	H	Oral Roberts	65	67								
328	H	IPFW	71	64	310	H	Denver	67	55								
79	H	South Dakota	55	70	116	A	IUPUI	59	75								
62	H	South Dakota St.	47	65	79	A	South Dakota	76	82								
226	A	Western Ill.	55	74	62	A	South Dakota St.	58	68								
328	A	IPFW	60	58	226	H	Western Ill.	79	66								

Non-Div I Games: Midland 58 53 Waldorf 97 32

Omaha

Loss, Non-Conf, S Site, H Home A Away N Neutral

Oral Roberts

Through Games Of Feb. 15, 2016

Average RPI Win:	242	WON-LOST	WINNING	LAST 10	STRENGTH OF	OPP. STRENGTH	TEAM	ADJ.	CONF.	ADJ CONF.
Average RPI Loss:	101	RECORD	PCT. RANK	GAMES	SCHEDULE	OF SCHEDULE	RPI	RPI	RPI	RPI
DIV. I ONLY	10- 13	207	6- 4	110	140	138	138	18	18	
DIV. I NON-CONF.	2- 8	290	0- 0	97	12	175	175	19	19	
TOTALS	RPI 1-25	RPI 26-50	W-L RECORDS	RPI 51-100	RPI 101-150	RPI 150+				
10- 13	0- 2	0- 0	OVERALL	1- 5	1- 4	8- 2				
4- 3	0- 0	0- 0	HOME	1- 1	0- 2	3- 0				
6- 10	0- 2	0- 0	AWAY	0- 4	1- 2	5- 2				
0- 0	0- 0	0- 0	NEUTRAL	0- 0	0- 0	0- 0				
2- 8	0- 2	0- 0	NON-CONFERENCE	0- 2	0- 3	2- 1				
0- 1	0- 0	0- 0	HOME	0- 0	0- 1	0- 0				
2- 7	0- 2	0- 0	AWAY	0- 2	0- 2	2- 1				
0- 0	0- 0	0- 0	NEUTRAL	0- 0	0- 0	0- 0				
8- 5	0- 0	0- 0	CONFERENCE	1- 3	1- 1	6- 1				
4- 2	0- 0	0- 0	HOME	1- 1	0- 1	3- 0				
4- 3	0- 0	0- 0	AWAY	0- 2	1- 0	3- 1				
0- 0	0- 0	0- 0	NEUTRAL	0- 0	0- 0	0- 0				

RPI 1-25				RPI 26-50				RPI 51-100				RPI 101+ Team's RPI: 138			
RPI	S	Opponent	Score	RPI	S	Opponent	Score	RPI	S	Opponent	Score	RPI	S	Opponent	Score
4	A	Baylor	39 97					62	A	South Dakota St.	48 60	106	A	Eastern Mich.	69 77
17	A	Oklahoma St.	55 59					62	H	South Dakota St.	50 68	116	A	IUPUI	52 47
								65	A	Michigan	44 61	116	H	IUPUI	54 57
								79	A	South Dakota	48 71	131	A	Arkansas	50 65
								79	H	South Dakota	60 56	135	H	Little Rock	52 66
								85	A	Missouri St.	64 72	184	A	Tulsa	59 53
												195	A	Kansas	70 63
												226	A	Western Ill.	61 72
												228	A	Grand Canyon	64 66
												276	A	Omaha	67 65
												309	A	North Dakota St.	52 42
												309	H	North Dakota St.	59 58
												310	A	Denver	59 56
												310	H	Denver	65 33
												328	H	IPFW	61 59
LAST 12 Division I GAMES:															
				79	A	South Dakota	48 71	310	H	Denver	65 33				
				62	A	South Dakota St.	48 60	276	A	Omaha	67 65				
				310	A	Denver	59 56	328	H	IPFW	61 59				
				309	H	North Dakota St.	59 58	309	A	North Dakota St.	52 42				
				116	H	IUPUI	54 57	79	H	South Dakota	60 56				
				62	H	South Dakota St.	50 68	116	A	IUPUI	52 47				

Non-Div I Games: Lyon 49 68 Evangel 89 46

Oral Roberts

Loss, Non-Conf, S Site, H Home A Away N Neutral

Oregon		Through Games of Feb. 19, 1919								
Average RPI Win:	159	WON-LOST	WINNING	LAST 10	STRENGTH OF	OPP. STRENGTH	TEAM	ADJ.	CONF.	ADJ CONF.
Average RPI Loss:	13	RECORD	PCT. RANK	GAMES	SCHEDULE	OF SCHEDULE	RPI	RPI	RPI	RPI
DIV. I ONLY	19- 6	42	8- 2	137	7	58	58	1	1	
DIV. I NON-CONF.	11- 0	1	0- 0	328	51	74	74	1	1	

TOTALS	RPI 1-25	RPI 26-50		W-L RECORDS		RPI 51-100	RPI 101-150	RPI 150+		
19- 6	0- 5	1- 1		OVERALL		5- 0	3- 0	10- 0		
14- 3	0- 3	0- 0		HOME		3- 0	2- 0	9- 0		
5- 3	0- 2	1- 1		AWAY		2- 0	1- 0	1- 0		
0- 0	0- 0	0- 0		NEUTRAL		0- 0	0- 0	0- 0		
11- 0	0- 0	0- 0		NON-CONFERENCE		1- 0	2- 0	8- 0		
10- 0	0- 0	0- 0		HOME		1- 0	1- 0	8- 0		
1- 0	0- 0	0- 0		AWAY		0- 0	1- 0	0- 0		
0- 0	0- 0	0- 0		NEUTRAL		0- 0	0- 0	0- 0		
8- 6	0- 5	1- 1		CONFERENCE		4- 0	1- 0	2- 0		
4- 3	0- 3	0- 0		HOME		2- 0	1- 0	1- 0		
4- 3	0- 2	1- 1		AWAY		2- 0	0- 0	1- 0		
0- 0	0- 0	0- 0		NEUTRAL		0- 0	0- 0	0- 0		

RPI S	Opponent	Score	RPI S	Opponent	Score	RPI S	Opponent	Score	RPI S	Opponent	Score
6	H Stanford	62 64	30	A Washington	75 63	66	H UC Riverside	95 81	101	A North Carolina	79 77
7	H Arizona St.	58 63	39	A Southern California	67 74	70	A Utah	77 65	112	H Arizona	76 54
9	A Oregon St.	33 60				70	H Utah	69 58	128	H North Dakota	77 51
9	H Oregon St.	45 59				73	A Washington St.	73 48	156	H Hampton	86 51
10	A UCLA	69 80				78	H California	69 59	178	A Colorado	59 46
									178	H Colorado	77 70
									190	H San Jose St.	104 74
									220	H Utah Valley	79 68
									241	H Clemson	69 56
									254	H Seattle	82 62
									260	H UC Santa Barbara	79 51
									283	H Portland	93 52
									324	H Portland St.	122 59
LAST 12 Division I GAMES:											
178	H Colorado	77 70	70	A Utah	77 65						
70	H Utah	69 58	178	A Colorado	59 46						
30	A Washington	75 63	78	H California	69 59						
73	A Washington St.	73 48	6	H Stanford	62 64						
112	H Arizona	76 54	9	H Oregon St.	45 59						
7	H Arizona St.	58 63	9	A Oregon St.	33 60						

Non-Div I Games:

Oregon

■ Loss,
 ■ Non-Conf, S Site,
 ■ Home
 ■ Away
 N Neutral

Average RPI Win:	113	WON-LOST	WINNING	LAST 10	STRENGTH OF	OPP. STRENGTH	TEAM	ADJ.	CONF.	ADJ CONF.
Average RPI Loss:	9	RECORD	PCT. RANK	GAMES	SCHEDULE	OF SCHEDULE	RPI	RPI	RPI	RPI
DIV. I ONLY	22- 3	11	10- 0	49	5	9	9	1	1	
DIV. I NON-CONF.	9- 2	37	0- 0	128	20	46	46	1	1	
TOTALS	RPI 1-25	RPI 26-50	W-L RECORDS	RPI 51-100	RPI 101-150	RPI 150+				
22- 3	2- 3	2- 0	OVERALL	9- 0	3- 0	6- 0				
12- 1	2- 1	0- 0	HOME	4- 0	2- 0	4- 0				
8- 2	0- 2	2- 0	AWAY	4- 0	0- 0	2- 0				
2- 0	0- 0	0- 0	NEUTRAL	1- 0	1- 0	0- 0				
9- 2	0- 2	0- 0	NON-CONFERENCE	3- 0	2- 0	4- 0				
5- 1	0- 1	0- 0	HOME	1- 0	1- 0	3- 0				
2- 1	0- 1	0- 0	AWAY	1- 0	0- 0	1- 0				
2- 0	0- 0	0- 0	NEUTRAL	1- 0	1- 0	0- 0				
13- 1	2- 1	2- 0	CONFERENCE	6- 0	1- 0	2- 0				
7- 0	2- 0	0- 0	HOME	3- 0	1- 0	1- 0				
6- 1	0- 1	2- 0	AWAY	3- 0	0- 0	1- 0				
0- 0	0- 0	0- 0	NEUTRAL	0- 0	0- 0	0- 0				

RPI	S	Opponent	Score	RPI	S	Opponent	Score	RPI	S	Opponent	Score	RPI	S	Opponent	Score
1	A	Notre Dame	61 62	30	A	Washington	61 53	58	A	Oregon	59 45	112	H	Arizona	71 43
6	H	Stanford	58 50	39	A	Southern California	57 49	58	H	Oregon	60 33	131	N	Arkansas	63 47
7	H	Arizona St.	67 44					66	H	UC Riverside	86 65	132	H	Idaho	69 44
10	A	UCLA	51 71					67	N	Hofstra	73 50	178	A	Colorado	61 47
15	H	Tennessee	50 53					70	A	Utah	62 53	178	H	Colorado	73 50
								70	H	Utah	72 53	197	H	Cal Poly	80 43
								73	A	Washington St.	54 45	245	H	CSU Bakersfield	75 51
								78	H	California	70 48	283	A	Portland	94 50
								82	A	Marquette	65 58	318	H	Longwood	110 45
LAST 12 Division I GAMES:															
70	H	Utah	72 53	178	A	Colorado	61 47								
178	H	Colorado	73 50	70	A	Utah	62 53								
73	A	Washington St.	54 45	6	H	Stanford	58 50								
30	A	Washington	61 53	78	H	California	70 48								
7	H	Arizona St.	67 44	58	A	Oregon	59 45								
112	H	Arizona	71 43	58	H	Oregon	60 33								

Non-Div I Games:

Oregon St.

■ Loss,
■ Non-Conf,
■ S Site,
■ H Home
■ A Away
N Neutral

Pacific

Through Games Of Feb. 15, 2016

Average RPI Win:	218	WON-LOST	WINNING	LAST 10	STRENGTH OF	OPP. STRENGTH	TEAM	ADJ.	CONF.	ADJ CONF.
Average RPI Loss:	116	RECORD	PCT. RANK	GAMES	SCHEDULE	OF SCHEDULE	RPI	RPI	RPI	RPI
DIV. I ONLY	10- 14	223	3- 7	106	142	157	157	8	8	
DIV. I NON-CONF.	6- 4	125	0- 0	222	282	125	125	9	9	
TOTALS	RPI 1-25	RPI 26-50	W-L RECORDS	RPI 51-100	RPI 101-150	RPI 150+				
10- 14	0- 2	0- 0	OVERALL	1- 6	1- 2	8- 4				
4- 5	0- 1	0- 0	HOME	1- 2	0- 1	3- 1				
6- 9	0- 0	0- 0	AWAY	0- 0	1- 0	5- 0				
0- 0	0- 0	0- 0	NEUTRAL	0- 0	0- 0	0- 0				
6- 4	0- 0	0- 0	NON-CONFERENCE	0- 0	1- 2	5- 2				
2- 1	0- 0	0- 0	HOME	0- 0	0- 1	2- 0				
4- 3	0- 0	0- 0	AWAY	0- 0	1- 1	3- 2				
0- 0	0- 0	0- 0	NEUTRAL	0- 0	0- 0	0- 0				
4- 10	0- 2	0- 0	CONFERENCE	1- 6	0- 0	3- 2				
2- 4	0- 1	0- 0	HOME	1- 2	0- 0	1- 1				
2- 6	0- 1	0- 0	AWAY	0- 4	0- 0	2- 1				
0- 0	0- 0	0- 0	NEUTRAL	0- 0	0- 0	0- 0				

RPI 1-25				RPI 26-50				RPI 51-100				RPI 101+ Team's RPI: 157			
RPI	S	Opponent	Score	RPI	S	Opponent	Score	RPI	S	Opponent	Score	RPI	S	Opponent	Score
12	A	BYU	62 79					55	A	Santa Clara	52 76	101	A	North Carolina	66 63
12	H	BYU	57 67					56	A	St. Mary's (CA)	75 83	112	A	Arizona	56 69
								56	H	St. Mary's (CA)	73 82	150	H	Long Beach St.	60 68
								83	A	San Diego	56 69	189	A	UC Davis	66 53
								83	H	San Diego	56 59	190	H	San Jose St.	81 69
								97	A	Gonzaga	61 68	209	A	Montana	54 64
								98	H	San Francisco	70 57	213	A	Gardner-Webb	84 77
												215	A	Utah St.	70 78
												239	A	Loyola Marymount	88 96
												239	H	Loyola Marymount	60 63
												245	A	CSU Bakersfield	80 74
												267	A	Pepperdine	92 64
												267	H	Pepperdine	65 62
												283	A	Portland	72 64
												329	H	Nevada	74 52
LAST 12 Division I GAMES:															
267	A	Pepperdine	92 64	283	A	Portland	72 64								
239	A	Loyola Marymount	88 96	56	H	St. Mary's (CA)	73 82								
83	H	San Diego	56 59	239	H	Loyola Marymount	60 63								
12	H	BYU	57 67	267	H	Pepperdine	65 62								
56	A	St. Mary's (CA)	75 83	12	A	BYU	62 79								
97	A	Gonzaga	61 68	83	A	San Diego	56 69								

Non-Div I Games: Stanislaus St. 74 61

Pacific

Loss, Non-Conf, S Site, H Home A Away N Neutral

Average RPI Win: 180	WON-LOST	WINNING	LAST 10	STRENGTH OF	OPP. STRENGTH	TEAM	ADJ.	CONF.	ADJ CONF.
Average RPI Loss: 64	RECORD	PCT. RANK	GAMES	SCHEDULE	OF SCHEDULE	RPI	RPI	RPI	RPI
DIV. I ONLY	17- 3	15	9- 1	107	143	36	36	10	10
DIV. I NON-CONF.	10- 3	61	3- 1	156	127	61	61	11	11
TOTALS	RPI 1-25	RPI 26-50	W-L RECORDS	RPI 51-100	RPI 101-150	RPI 150+			
17- 3	0- 0	2- 0	OVERALL	2- 3	2- 0	11- 0			
10- 1	0- 0	2- 0	HOME	1- 1	0- 0	7- 0			
7- 2	0- 0	0- 0	AWAY	1- 2	2- 0	4- 0			
0- 0	0- 0	0- 0	NEUTRAL	0- 0	0- 0	0- 0			
10- 3	0- 0	1- 0	NON-CONFERENCE	2- 3	1- 0	6- 0			
5- 1	0- 0	1- 0	HOME	1- 1	0- 0	3- 0			
5- 2	0- 0	0- 0	AWAY	1- 2	1- 0	3- 0			
0- 0	0- 0	0- 0	NEUTRAL	0- 0	0- 0	0- 0			
7- 0	0- 0	1- 0	CONFERENCE	0- 0	1- 0	5- 0			
5- 0	0- 0	1- 0	HOME	0- 0	0- 0	4- 0			
2- 0	0- 0	0- 0	AWAY	0- 0	1- 0	1- 0			
0- 0	0- 0	0- 0	NEUTRAL	0- 0	0- 0	0- 0			

RPI S	Opponent	Score	RPI S	Opponent	Score	Team's RPI: 36	RPI S	Opponent	Score	RPI S	Opponent	Score
			38	H Princeton	50 48		51	H Duke	50 57	118	A Harvard	68 48
			45	H Colorado St.	49 48		54	A Villanova	46 66	126	A Hawaii	64 54
							64	A Temple	60 54	153	H Cornell	65 50
							86	A Saint Joseph's	46 50	158	H Yale	68 49
							88	H Drexel	72 67	170	A UMBC	81 46
										193	H Brown	66 49
										221	H Columbia	71 51
										231	A Dartmouth	56 41
										243	A New Hampshire	67 60
										250	H Navy	57 43
										282	A La Salle	78 68
										331	H Lafayette	54 37
										344	H Wagner	78 50
LAST 12 Division I GAMES:												
153	H Cornell	65 50	54	A Villanova	46 66							
221	H Columbia	71 51	64	A Temple	60 54							
231	A Dartmouth	56 41	282	A La Salle	78 68							
118	A Harvard	68 48	38	H Princeton	50 48							
193	H Brown	66 49	126	A Hawaii	64 54							
158	H Yale	68 49	344	H Wagner	78 50							

Non-Div I Games: BYU-Hawaii 73 41

Penn

Average RPI Win:	151	WON-LOST	WINNING	LAST 10	STRENGTH OF	OPP. STRENGTH	TEAM	ADJ.	CONF.	ADJ CONF.
Average RPI Loss:	68	RECORD	PCT. RANK	GAMES	SCHEDULE	OF SCHEDULE	RPI	RPI	RPI	RPI
DIV. I ONLY	9- 16	251	1- 5	21	35	130	130	4	4	
DIV. I NON-CONF.	5- 6	180	0- 1	50	112	150	150	4	4	
TOTALS	RPI 1-25	RPI 26-50	W-L RECORDS	RPI 51-100	RPI 101-150	RPI 150+				
9- 16	0- 4	1- 4	OVERALL	2- 5	1- 1	5- 2				
6- 8	0- 2	0- 2	HOME	1- 3	1- 1	4- 0				
3- 7	0- 1	1- 2	AWAY	1- 2	0- 0	1- 2				
0- 1	0- 1	0- 0	NEUTRAL	0- 0	0- 0	0- 0				
5- 6	0- 2	0- 2	NON-CONFERENCE	0- 0	1- 1	4- 1				
5- 1	0- 0	0- 0	HOME	0- 0	1- 1	4- 0				
0- 4	0- 1	0- 2	AWAY	0- 0	0- 0	0- 1				
0- 1	0- 1	0- 0	NEUTRAL	0- 0	0- 0	0- 0				
4- 10	0- 2	1- 2	CONFERENCE	2- 5	0- 0	1- 1				
1- 7	0- 2	0- 2	HOME	1- 3	0- 0	0- 0				
3- 3	0- 0	1- 0	AWAY	1- 2	0- 0	1- 1				
0- 0	0- 0	0- 0	NEUTRAL	0- 0	0- 0	0- 0				

RPI	S	Opponent	Score	RPI	S	Opponent	Score	RPI	S	Opponent	Score	RPI	S	Opponent	Score	Team's RPI: 130
5	H	Ohio St.	63 77	32	A	Michigan St.	65 61	57	A	Iowa	82 69	105	H	Youngstown St.	68 51	
11	H	Maryland	53 89	32	H	Michigan St.	55 71	59	H	Purdue	78 88	110	H	Virginia Tech	59 64	
12	N	BYU	51 63	40	A	St. Bonaventure	60 70	65	H	Michigan	87 91	151	A	Wisconsin	62 82	
15	A	Tennessee	66 74	41	H	Rutgers	62 74	69	A	Nebraska	69 87	163	A	Illinois	65 56	
				44	A	South Fla.	79 101	69	H	Nebraska	78 83	165	H	Fordham	75 59	
								76	A	Minnesota	85 98	237	H	Sacred Heart	83 46	
								90	H	Northwestern	79 72	244	H	Holy Cross	86 82	
												266	H	Central Conn. St.	73 47	
												287	A	CSUN	73 81	
LAST 12 Division I GAMES:																
12	N	BYU	51 63	11	H	Maryland	53 89									
5	H	Ohio St.	63 77	163	A	Illinois	65 56									
32	A	Michigan St.	65 61	57	A	Iowa	82 69									
41	H	Rutgers	62 74	65	H	Michigan	87 91									
69	A	Nebraska	69 87	69	H	Nebraska	78 83									
59	H	Purdue	78 88	151	A	Wisconsin	62 82									

Non-Div I Games:

Penn St.

Pepperdine

Through Games Of Feb. 15, 2016

Average RPI Win:	249	WON-LOST	WINNING	LAST 10	STRENGTH OF	OPP. STRENGTH	TEAM	ADJ.	CONF.	ADJ CONF.
Average RPI Loss:	120	RECORD	PCT. RANK	GAMES	SCHEDULE	OF SCHEDULE	RPI	RPI	RPI	RPI
DIV. I ONLY	6- 19	296	1- 6	125	122	267	267	8	8	
DIV. I NON-CONF.	4- 6	201	0- 1	260	263	248	248	9	9	
TOTALS	RPI 1-25	RPI 26-50	W-L RECORDS	RPI 51-100	RPI 101-150	RPI 150+				
6- 19	0- 2	0- 0	OVERALL	1- 9	0- 0	5- 8				
5- 7	0- 1	0- 0	HOME	1- 4	0- 0	4- 2				
1- 11	0- 1	0- 0	AWAY	0- 5	0- 0	1- 5				
0- 1	0- 0	0- 0	NEUTRAL	0- 0	0- 0	0- 1				
4- 6	0- 0	0- 0	NON-CONFERENCE	0- 2	0- 0	4- 4				
3- 1	0- 0	0- 0	HOME	0- 0	0- 0	3- 1				
1- 4	0- 0	0- 0	AWAY	0- 2	0- 0	1- 2				
0- 1	0- 0	0- 0	NEUTRAL	0- 0	0- 0	0- 1				
2- 13	0- 2	0- 0	CONFERENCE	1- 7	0- 0	1- 4				
2- 6	0- 1	0- 0	HOME	1- 4	0- 0	1- 1				
0- 7	0- 1	0- 0	AWAY	0- 3	0- 0	0- 3				
0- 0	0- 0	0- 0	NEUTRAL	0- 0	0- 0	0- 0				

RPI 1-25				RPI 26-50				RPI 51-100				RPI 101+ Team's RPI: 267			
RPI	S	Opponent	Score	RPI	S	Opponent	Score	RPI	S	Opponent	Score	RPI	S	Opponent	Score
12	A	BYU	64 69					53	A	Albany (NY)	49 64	157	A	Pacific	62 65
12	H	BYU	66 77					55	H	Santa Clara	60 62	157	H	Pacific	64 92
								56	A	St. Mary's (CA)	72 88	164	N	George Mason	63 71
								56	H	St. Mary's (CA)	62 58	180	A	UNLV	63 83
								72	A	Army West Point	53 63	187	A	New Mexico	52 60
								83	A	San Diego	55 74	197	H	Cal Poly	47 61
								83	H	San Diego	54 70	239	A	Loyola Marymount	69 79
								97	A	Gonzaga	39 56	245	A	CSU Bakersfield	76 73
								97	H	Gonzaga	57 74	260	H	UC Santa Barbara	71 69
								98	H	San Francisco	74 81	283	A	Portland	79 81
												283	H	Portland	74 62
												310	H	Denver	64 60
												337	H	Cal St. Fullerton	81 75
LAST 12 Division I GAMES:															
164	N	George Mason	63 71	83	H	San Diego	54 70								
157	H	Pacific	64 92	12	A	BYU	64 69								
56	H	St. Mary's (CA)	62 58	83	A	San Diego	55 74								
97	A	Gonzaga	39 56	98	H	San Francisco	74 81								
283	A	Portland	79 81	55	H	Santa Clara	60 62								
12	H	BYU	66 77	56	A	St. Mary's (CA)	72 88								

Non-Div I Games: Alas. Anchorage 61 94

Pepperdine

Loss, Non-Conf, S Site, H Home A Away N Neutral

Average RPI Win:	241	WON-LOST	WINNING	LAST 10	STRENGTH OF	OPP. STRENGTH	TEAM	ADJ.	CONF.	ADJ CONF.
Average RPI Loss:	43	RECORD	PCT. RANK	GAMES	SCHEDULE	OF SCHEDULE	RPI	RPI	RPI	RPI
DIV. I ONLY	11- 14	204	3- 7	52	78	127	127	5	5	
DIV. I NON-CONF.	8- 5	120	0- 0	151	252	142	142	5	5	
TOTALS	RPI 1-25	RPI 26-50	W-L RECORDS	RPI 51-100	RPI 101-150	RPI 150+				
11- 14	0- 6	0- 3	OVERALL	1- 3	1- 2	9- 0				
6- 7	0- 4	0- 1	HOME	0- 1	0- 1	6- 0				
4- 5	0- 1	0- 2	AWAY	1- 1	1- 1	2- 0				
1- 2	0- 1	0- 0	NEUTRAL	0- 1	0- 0	1- 0				
8- 5	0- 2	0- 1	NON-CONFERENCE	0- 2	0- 0	8- 0				
6- 1	0- 1	0- 0	HOME	0- 0	0- 0	6- 0				
1- 2	0- 0	0- 1	AWAY	0- 1	0- 0	1- 0				
1- 2	0- 1	0- 0	NEUTRAL	0- 1	0- 0	1- 0				
3- 9	0- 4	0- 2	CONFERENCE	1- 1	1- 2	1- 0				
0- 6	0- 3	0- 1	HOME	0- 1	0- 1	0- 0				
3- 3	0- 1	0- 1	AWAY	1- 0	1- 1	1- 0				
0- 0	0- 0	0- 0	NEUTRAL	0- 0	0- 0	0- 0				

RPI S	Opponent	Score	RPI S	Opponent	Score	RPI S	Opponent	Score	RPI S	Opponent	Score	Team's RPI: 127
1	H Notre Dame	55 65	29	A Miami (FL)	55 79	51	H Duke	48 70	110	A Virginia Tech	59 48	
11	N Maryland	49 70	38	A Princeton	47 61	62	N South Dakota St.	54 55	113	A Boston College	43 54	
13	H Florida St.	55 66	46	H North Carolina St.	76 78	65	A Michigan	45 82	115	H Wake Forest	49 60	
16	H Louisville	61 84				91	A Virginia	58 55	161	N Old Dominion	67 58	
19	A Syracuse	48 71							241	A Clemson	59 56	
21	H Duquesne	65 79							244	H Holy Cross	56 50	
									248	H American	76 58	
									263	A Saint Francis (PA)	74 59	
									286	H Rider	75 44	
									327	H Delaware St.	77 43	
									339	H Mt. St. Mary's	74 57	
									344	H Wagner	67 41	
LAST 12 Division I GAMES:												
110	A Virginia Tech	59 48	113	A Boston College	43 54							
16	H Louisville	61 84	13	H Florida St.	55 66							
115	H Wake Forest	49 60	19	A Syracuse	48 71							
241	A Clemson	59 56	46	H North Carolina St.	76 78							
51	H Duke	48 70	29	A Miami (FL)	55 79							
91	A Virginia	58 55	1	H Notre Dame	55 65							

Non-Div I Games:

Pittsburgh

■ Loss,
■ Non-Conf,
■ S Site,
■ H Home
■ A Away
N Neutral

Average RPI Win: 296	WON-LOST	WINNING	LAST 10	STRENGTH OF	OPP. STRENGTH	TEAM	ADJ.	CONF.	ADJ CONF.
Average RPI Loss: 128	RECORD	PCT. RANK	GAMES	SCHEDULE	OF SCHEDULE	RPI	RPI	RPI	RPI
DIV. I ONLY	2- 22	344	1- 9	74	169	283	283	8	8
DIV. I NON-CONF.	1- 9	325	0- 0	44	306	257	257	9	9
TOTALS	RPI 1-25	RPI 26-50	W-L RECORDS	RPI 51-100	RPI 101-150	RPI 150+			
2- 22	0- 2	0- 1	OVERALL	0- 9	0- 1	2- 9			
1- 11	0- 1	0- 0	HOME	0- 4	0- 1	1- 5			
1- 11	0- 1	0- 1	AWAY	0- 5	0- 0	1- 4			
0- 0	0- 0	0- 0	NEUTRAL	0- 0	0- 0	0- 0			
1- 9	0- 1	0- 1	NON-CONFERENCE	0- 1	0- 1	1- 5			
0- 5	0- 1	0- 0	HOME	0- 0	0- 1	0- 3			
1- 4	0- 0	0- 1	AWAY	0- 1	0- 0	1- 2			
0- 0	0- 0	0- 0	NEUTRAL	0- 0	0- 0	0- 0			
1- 13	0- 1	0- 0	CONFERENCE	0- 8	0- 0	1- 4			
1- 6	0- 0	0- 0	HOME	0- 4	0- 0	1- 2			
0- 7	0- 1	0- 0	AWAY	0- 4	0- 0	0- 2			
0- 0	0- 0	0- 0	NEUTRAL	0- 0	0- 0	0- 0			

RPI 1-25				RPI 26-50				RPI 51-100				RPI 101+ Team's RPI: 283			
RPI	S	Opponent	Score	RPI	S	Opponent	Score	RPI	S	Opponent	Score	RPI	S	Opponent	Score
9	H	Oregon St.	50 94	30	A	Washington	65 83	55	A	Santa Clara	47 66	136	H	Boise St.	49 89
12	A	BYU	66 78					55	H	Santa Clara	45 67	157	H	Pacific	64 72
								56	H	St. Mary's (CA)	51 78	160	A	Montana St.	57 86
								58	A	Oregon	52 93	189	H	UC Davis	47 72
								83	A	San Diego	43 71	192	H	Weber St.	55 57
								97	A	Gonzaga	51 86	209	A	Montana	67 90
								97	H	Gonzaga	63 71	239	A	Loyola Marymount	52 62
								98	A	San Francisco	69 90	239	H	Loyola Marymount	62 77
								98	H	San Francisco	63 82	267	A	Pepperdine	62 74
												267	H	Pepperdine	81 79
												287	H	CSUN	62 68
												324	A	Portland St.	69 53
LAST 12 Division I GAMES:															
		97	A	Gonzaga	51	86				157	H	Pacific	64	72	
		239	H	Loyola Marymount	62	77				12	A	BYU	66	78	
		267	H	Pepperdine	81	79				83	A	San Diego	43	71	
		55	A	Santa Clara	47	66				97	H	Gonzaga	63	71	
		98	A	San Francisco	69	90				98	H	San Francisco	63	82	
		56	H	St. Mary's (CA)	51	78				55	H	Santa Clara	45	67	

Non-Div I Games: Willamette 73 54

Portland

■ Loss,
 ■ Non-Conf,
 ■ S Site,
 ■ H Home
 ■ A Away
 N Neutral

Average RPI Win:	231	WON-LOST	WINNING	LAST 10	STRENGTH OF	OPP. STRENGTH	TEAM	ADJ.	CONF.	ADJ CONF.
Average RPI Loss:	183	RECORD	PCT. RANK	GAMES	SCHEDULE	OF SCHEDULE	RPI	RPI	RPI	RPI
DIV. I ONLY	2- 19	340	1- 9	111	343	324	324	20	20	
DIV. I NON-CONF.	1- 8	320	0- 0	220	307	329	329	21	21	
TOTALS	RPI 1-25	RPI 26-50	W-L RECORDS	RPI 51-100	RPI 101-150	RPI 150+				
2- 19	0- 0	0- 0	OVERALL	0- 3	0- 2	2- 14				
2- 9	0- 0	0- 0	HOME	0- 0	0- 1	2- 8				
0- 10	0- 0	0- 0	AWAY	0- 3	0- 1	0- 6				
0- 0	0- 0	0- 0	NEUTRAL	0- 0	0- 0	0- 0				
1- 8	0- 0	0- 0	NON-CONFERENCE	0- 3	0- 1	1- 4				
1- 3	0- 0	0- 0	HOME	0- 0	0- 0	1- 3				
0- 5	0- 0	0- 0	AWAY	0- 3	0- 1	0- 1				
0- 0	0- 0	0- 0	NEUTRAL	0- 0	0- 0	0- 0				
1- 11	0- 0	0- 0	CONFERENCE	0- 0	0- 1	1- 10				
1- 6	0- 0	0- 0	HOME	0- 0	0- 1	1- 5				
0- 5	0- 0	0- 0	AWAY	0- 0	0- 0	0- 5				
0- 0	0- 0	0- 0	NEUTRAL	0- 0	0- 0	0- 0				

RPI S	Opponent	Score	RPI S	Opponent	Score	RPI S	Opponent	Score	RPI S	Opponent	Score	Team's RPI: 324
						58	A Oregon	59 122	132	H Idaho	65 94	
						62	A South Dakota St.	65 74	150	A Long Beach St.	71 89	
						79	A South Dakota	61 103	160	A Montana St.	64 74	
									160	H Montana St.	59 106	
									175	H Eastern Wash.	81 79	
									188	A Sacramento St.	91 132	
									188	H Sacramento St.	78 126	
									189	H UC Davis	70 82	
									192	A Weber St.	73 102	
									192	H Weber St.	58 75	
									209	A Montana	57 76	
									209	H Montana	58 79	
									222	A Idaho St.	70 71	
									222	H Idaho St.	42 64	
									254	H Seattle	64 85	
									283	H Portland	53 69	
									287	H CSUN	83 77	
									337	A Cal St. Fullerton	69 84	
LAST 12 Division I GAMES:												
192	H	Weber St.	58	75	188	H	Sacramento St.	78	126			
222	H	Idaho St.	42	64	222	A	Idaho St.	70	71			
209	A	Montana	57	76	192	A	Weber St.	73	102			
160	A	Montana St.	64	74	160	H	Montana St.	59	106			
132	H	Idaho	65	94	209	H	Montana	58	79			
175	H	Eastern Wash.	81	79	188	A	Sacramento St.	91	132			

Non-Div I Games: Warner Pacific 64 76 Corban 90 76

Portland St.

Loss, Non-Conf, S Site, H Home A Away N Neutral

Average RPI Win:	304	WON-LOST	WINNING	LAST 10	STRENGTH OF	OPP. STRENGTH	TEAM	ADJ.	CONF.	ADJ CONF.
Average RPI Loss:	201	RECORD	PCT. RANK	GAMES	SCHEDULE	OF SCHEDULE	RPI	RPI	RPI	RPI
DIV. I ONLY	8- 12	230	4- 6	329	334	290	290	32	32	
DIV. I NON-CONF.	3- 5	218	0- 0	294	113	219	219	31	31	
TOTALS	RPI 1-25	RPI 26-50	W-L RECORDS	RPI 51-100	RPI 101-150	RPI 150+				
8- 12	0- 1	0- 0	OVERALL	0- 2	0- 0	8- 9				
4- 4	0- 0	0- 0	HOME	0- 0	0- 0	4- 4				
4- 7	0- 1	0- 0	AWAY	0- 0	0- 0	4- 0				
0- 1	0- 0	0- 0	NEUTRAL	0- 0	0- 0	0- 1				
3- 5	0- 1	0- 0	NON-CONFERENCE	0- 2	0- 0	3- 2				
1- 0	0- 0	0- 0	HOME	0- 0	0- 0	1- 0				
2- 4	0- 1	0- 0	AWAY	0- 2	0- 0	2- 1				
0- 1	0- 0	0- 0	NEUTRAL	0- 0	0- 0	0- 1				
5- 7	0- 0	0- 0	CONFERENCE	0- 0	0- 0	5- 7				
3- 4	0- 0	0- 0	HOME	0- 0	0- 0	3- 4				
2- 3	0- 0	0- 0	AWAY	0- 0	0- 0	2- 3				
0- 0	0- 0	0- 0	NEUTRAL	0- 0	0- 0	0- 0				

RPI 1-25			RPI 26-50			RPI 51-100			RPI 101+ Team's RPI: 290		
RPI	S	Opponent	Score	RPI	S	Opponent	Score	RPI	S	Opponent	Score
14	A	Texas A&M	30 88					84	A	Georgia Tech	48 96
								93	A	TCU	60 69
								176	A	Louisiana Tech	77 68
								181	H	Southern U.	55 65
								186	A	Grambling	66 69
								186	H	Grambling	44 51
								238	A	Texas Southern	65 72
								238	H	Texas Southern	43 50
								278	H	Lamar	80 72
								279	A	Alabama St.	54 65
								295	A	Wichita St.	36 64
								306	A	Jackson St.	62 52
								306	H	Jackson St.	67 77
								309	N	North Dakota St.	58 79
								320	H	Alcorn	58 54
								323	A	Nicholls St.	81 70
								338	H	Ark.-Pine Bluff	70 55
								345	A	Alabama A&M	67 52
								348	H	Mississippi Val.	80 57
LAST 12 Division I GAMES:											
306	H	Jackson St.	67 77	338	H	Ark.-Pine Bluff	70 55				
186	H	Grambling	44 51	306	A	Jackson St.	62 52				
238	H	Texas Southern	43 50	186	A	Grambling	66 69				
279	A	Alabama St.	54 65	238	A	Texas Southern	65 72				
345	A	Alabama A&M	67 52	181	H	Southern U.	55 65				
348	H	Mississippi Val.	80 57	320	H	Alcorn	58 54				

Non-Div I Games: Howard Payne 86 46

Prairie View

Loss, Non-Conf, S Site, H Home A Away N Neutral

Average RPI Win:	279	WON-LOST	WINNING	LAST 10	STRENGTH OF	OPP. STRENGTH	TEAM	ADJ.	CONF.	ADJ CONF.
Average RPI Loss:	172	RECORD	PCT. RANK	GAMES	SCHEDULE	OF SCHEDULE	RPI	RPI	RPI	RPI
DIV. I ONLY	11- 9	144	7- 3	316	287	223	223	27	27	
DIV. I NON-CONF.	1- 5	304	0- 0	334	115	343	343	29	29	
TOTALS	RPI 1-25	RPI 26-50	W-L RECORDS	RPI 51-100	RPI 101-150	RPI 150+				
11- 9	0- 0	0- 0	OVERALL	1- 1	0- 3	10- 5				
7- 2	0- 0	0- 0	HOME	1- 0	0- 1	6- 1				
4- 7	0- 0	0- 0	AWAY	0- 1	0- 2	4- 4				
0- 0	0- 0	0- 0	NEUTRAL	0- 0	0- 0	0- 0				
1- 5	0- 0	0- 0	NON-CONFERENCE	0- 1	0- 1	1- 3				
1- 0	0- 0	0- 0	HOME	0- 0	0- 0	1- 0				
0- 5	0- 0	0- 0	AWAY	0- 1	0- 1	0- 3				
0- 0	0- 0	0- 0	NEUTRAL	0- 0	0- 0	0- 0				
10- 4	0- 0	0- 0	CONFERENCE	1- 0	0- 2	9- 2				
6- 2	0- 0	0- 0	HOME	1- 0	0- 1	5- 1				
4- 2	0- 0	0- 0	AWAY	0- 0	0- 1	4- 1				
0- 0	0- 0	0- 0	NEUTRAL	0- 0	0- 0	0- 0				

RPI 1-25				RPI 26-50				RPI 51-100				RPI 101+				Team's RPI: 223
RPI	S	Opponent	Score	RPI	S	Opponent	Score	RPI	S	Opponent	Score	RPI	S	Opponent	Score	
								71	A	Vanderbilt	38 56	110	A	Virginia Tech	44 58	
								99	H	Liberty	60 42	129	A	UNC Asheville	59 68	
												129	H	UNC Asheville	63 72	
												174	A	East Carolina	57 84	
												178	A	Colorado	60 72	
												206	H	Radford	53 64	
												213	H	Gardner-Webb	60 53	
												253	A	High Point	47 61	
												253	H	High Point	82 70	
												281	A	Campbell	69 45	
												297	A	Kennesaw St.	47 49	
												304	H	Coastal Caro.	66 42	
												308	A	Charleston So.	63 49	
												308	H	Charleston So.	52 37	
												313	A	Winthrop	59 48	
												318	A	Longwood	59 38	
												318	H	Longwood	75 49	
												349	H	N.C. Central	60 50	
LAST 12 Division I GAMES:																
				308	H	Charleston So.	52 37					281	A	Campbell	69 45	
				253	A	High Point	47 61					313	A	Winthrop	59 48	
				318	H	Longwood	75 49					99	H	Liberty	60 42	
				213	H	Gardner-Webb	60 53					206	H	Radford	53 64	
				129	A	UNC Asheville	59 68					308	A	Charleston So.	63 49	
				304	H	Coastal Caro.	66 42					253	H	High Point	82 70	

Non-Div I Games: Warren Wilson 95 56 Columbia (SC) 104 37 Brevard 70 53

Presbyterian

Loss, Non-Conf, S Site, H Home A Away N Neutral

Average RPI Win:	187	WON-LOST	WINNING	LAST 10	STRENGTH OF	OPP. STRENGTH	TEAM	ADJ.	CONF.	ADJ CONF.
Average RPI Loss:	32	RECORD	PCT. RANK	GAMES	SCHEDULE	OF SCHEDULE	RPI	RPI	RPI	RPI
DIV. I ONLY	17- 4	29	8- 2	123	93	38	38	10	10	
DIV. I NON-CONF.	11- 3	54	3- 2	181	48	53	53	11	11	
TOTALS	RPI 1-25	RPI 26-50	W-L RECORDS	RPI 51-100	RPI 101-150	RPI 150+				
17- 4	1- 1	0- 2	OVERALL	1- 1	2- 0	13- 0				
11- 0	1- 0	0- 0	HOME	1- 0	1- 0	8- 0				
4- 4	0- 1	0- 2	AWAY	0- 1	1- 0	3- 0				
2- 0	0- 0	0- 0	NEUTRAL	0- 0	0- 0	2- 0				
11- 3	1- 1	0- 1	NON-CONFERENCE	1- 1	1- 0	8- 0				
7- 0	1- 0	0- 0	HOME	1- 0	1- 0	4- 0				
2- 3	0- 1	0- 1	AWAY	0- 1	0- 0	2- 0				
2- 0	0- 0	0- 0	NEUTRAL	0- 0	0- 0	2- 0				
6- 1	0- 0	0- 1	CONFERENCE	0- 0	1- 0	5- 0				
4- 0	0- 0	0- 0	HOME	0- 0	0- 0	4- 0				
2- 1	0- 0	0- 1	AWAY	0- 0	1- 0	1- 0				
0- 0	0- 0	0- 0	NEUTRAL	0- 0	0- 0	0- 0				

RPI S	Opponent	Score	RPI S	Opponent	Score	Team's RPI: 38	RPI S	Opponent	Score	RPI 101+	Score
5	A Ohio St.	70 90	34	A Seton Hall	64 71		52	A Dayton	81 85	118	A Harvard 92 83
21	H Duquesne	94 66	36	A Penn	48 50		65	H Michigan	74 57	127	H Pittsburgh 61 47
										153	H Cornell 71 51
										156	H Hampton 79 55
										158	H Yale 65 50
										165	H Fordham 55 44
										183	A Marist 77 44
										193	H Brown 72 53
										221	H Columbia 86 54
										231	A Dartmouth 85 48
										248	H American 72 34
										254	N Seattle 85 48
										274	H Monmouth 81 70
										286	A Rider 78 59
										332	N UC Irvine 83 42
LAST 12 Division I GAMES:											
221	H Columbia	86 54	36	A Penn	48 50		156	H Hampton	79 55		
153	H Cornell	71 51					183	A Marist	77 44		
118	A Harvard	92 83					52	A Dayton	81 85		
231	A Dartmouth	85 48					5	A Ohio St.	70 90		
158	H Yale	65 50					165	H Fordham	55 44		
193	H Brown	72 53									

Non-Div I Games:

Princeton

Providence

Through Games Of Feb. 15, 2016

Average RPI Win:	209	WON-LOST	WINNING	LAST 10	STRENGTH OF	OPP. STRENGTH	TEAM	ADJ.	CONF.	ADJ CONF.
Average RPI Loss:	105	RECORD	PCT. RANK	GAMES	SCHEDULE	OF SCHEDULE	RPI	RPI	RPI	RPI
DIV. I ONLY	5- 19	310	1- 9	84	98	255	255	6	6	
DIV. I NON-CONF.	4- 6	201	0- 0	88	274	194	194	6	6	
TOTALS	RPI 1-25	RPI 26-50	W-L RECORDS	RPI 51-100	RPI 101-150	RPI 150+				
5- 19	0- 1	0- 2	OVERALL	0- 7	1- 5	4- 4				
4- 9	0- 0	0- 2	HOME	0- 3	1- 2	3- 2				
1- 10	0- 1	0- 0	AWAY	0- 4	0- 3	1- 2				
0- 0	0- 0	0- 0	NEUTRAL	0- 0	0- 0	0- 0				
4- 6	0- 0	0- 0	NON-CONFERENCE	0- 2	0- 2	4- 2				
3- 3	0- 0	0- 0	HOME	0- 1	0- 1	3- 1				
1- 3	0- 0	0- 0	AWAY	0- 1	0- 1	1- 1				
0- 0	0- 0	0- 0	NEUTRAL	0- 0	0- 0	0- 0				
1- 13	0- 1	0- 2	CONFERENCE	0- 5	1- 3	0- 2				
1- 6	0- 0	0- 2	HOME	0- 2	1- 1	0- 1				
0- 7	0- 1	0- 0	AWAY	0- 3	0- 2	0- 1				
0- 0	0- 0	0- 0	NEUTRAL	0- 0	0- 0	0- 0				

RPI S	Opponent	Score	RPI S	Opponent	Score	RPI S	Opponent	Score	RPI S	Opponent	Score	Team's RPI: 255
20	A DePaul	50 96	34	H Seton Hall	54 64	53	A Albany (NY)	58 71	110	A Virginia Tech	46 62	
			42	H St. John's (NY)	61 80	54	A Villanova	39 67	113	H Boston College	41 67	
						54	H Villanova	47 76	137	A Xavier	47 72	
						60	H FGCU	41 50	137	H Xavier	54 62	
						82	A Marquette	75 105	141	A Creighton	48 72	
						87	A Georgetown	53 63	141	H Creighton	61 59	
						87	H Georgetown	51 82	191	A Rhode Island	64 55	
									193	A Brown	47 57	
									194	A Butler	50 65	
									194	H Butler	67 77	
									203	H Hartford	69 50	
									205	H Richmond	50 57	
									235	H Bryant	88 78	
									274	H Monmouth	71 59	
LAST 12 Division I GAMES:												
141	H Creighton	61 59	82	A Marquette	75 105							
194	A Butler	50 65	141	A Creighton	48 72							
137	A Xavier	47 72	137	H Xavier	54 62							
54	H Villanova	47 76	194	H Butler	67 77							
87	H Georgetown	51 82	87	A Georgetown	53 63							
20	A DePaul	50 96	54	A Villanova	39 67							

Non-Div I Games:

Providence

Loss, Non-Conf, S Site, H Home A Away N Neutral

Average RPI Win: 132		WON-LOST	WINNING	LAST 10	STRENGTH OF	OPP. STRENGTH	TEAM	ADJ.	CONF.	ADJ CONF.
Average RPI Loss: 51		RECORD	PCT. RANK	GAMES	SCHEDULE	OF SCHEDULE	RPI	RPI	RPI	RPI
DIV. I ONLY		16- 9	93	3- 7	51	19	59	59	4	4
DIV. I NON-CONF.		9- 2	37	0- 0	137	54	67	67	4	4
TOTALS		RPI 1-25	RPI 26-50		W-L RECORDS		RPI 51-100	RPI 101-150	RPI 150+	
16- 9	1- 4	1- 1		OVERALL		7- 2	2- 1	5- 1		
10- 4	0- 1	1- 0		HOME		5- 2	0- 1	4- 0		
4- 4	0- 2	0- 1		AWAY		2- 0	1- 0	1- 1		
2- 1	1- 1	0- 0		NEUTRAL		0- 0	1- 0	0- 0		
9- 2	1- 1	0- 0		NON-CONFERENCE		3- 0	1- 1	4- 0		
6- 1	0- 0	0- 0		HOME		3- 0	0- 1	3- 0		
1- 0	0- 0	0- 0		AWAY		0- 0	0- 0	1- 0		
2- 1	1- 1	0- 0		NEUTRAL		0- 0	1- 0	0- 0		
7- 7	0- 3	1- 1		CONFERENCE		4- 2	1- 0	1- 1		
4- 3	0- 1	1- 0		HOME		2- 2	0- 0	1- 0		
3- 4	0- 2	0- 1		AWAY		2- 0	1- 0	0- 1		
0- 0	0- 0	0- 0		NEUTRAL		0- 0	0- 0	0- 0		

RPI	S	Opponent	Score	RPI	S	Opponent	Score	RPI	S	Opponent	Score	RPI	S	Opponent	Score
5	A	Ohio St.	70 90	32	A	Michigan St.	56 68	52	H	Dayton	61 58	113	H	Boston College	56 58
6	N	Stanford	65 71	47	H	Indiana	63 53	57	H	Iowa	90 73	124	N	LSU	69 52
11	A	Maryland	59 73					65	A	Michigan	65 63	130	A	Penn St.	88 78
11	H	Maryland	67 87					65	H	Michigan	61 68	151	A	Wisconsin	57 64
16	N	Louisville	62 60					69	H	Nebraska	61 62	163	H	Illinois	69 65
								76	H	Minnesota	84 72	210	H	Ill.-Chicago	62 51
								77	H	Maine	56 33	280	H	Jacksonville St.	67 48
								81	H	Ball St.	73 63	319	A	North Florida	70 47
								90	A	Northwestern	85 71	322	H	Incarnate Word	95 27
LAST 12 Division I GAMES:															
65	H	Michigan	61 68	57	H	Iowa	90 73								
11	A	Maryland	59 73	69	H	Nebraska	61 62								
151	A	Wisconsin	57 64	5	A	Ohio St.	70 90								
11	H	Maryland	67 87	76	H	Minnesota	84 72								
130	A	Penn St.	88 78	47	H	Indiana	63 53								
32	A	Michigan St.	56 68	90	A	Northwestern	85 71								

Non-Div I Games:

Purdue

■ Loss,
 ■ Non-Conf,
 ■ S Site,
 ■ H Home
 ■ A Away
 N Neutral

Average RPI Win: 233		WON-LOST	WINNING	LAST 10	STRENGTH OF	OPP. STRENGTH	TEAM	ADJ.	CONF.	ADJ CONF.
Average RPI Loss: 142		RECORD	PCT. RANK	GAMES	SCHEDULE	OF SCHEDULE	RPI	RPI	RPI	RPI
DIV. I ONLY		17- 7	65	9- 0	236	241	107	107	23	23
DIV. I NON-CONF.		5- 4	138	0- 0	52	184	86	86	24	24
TOTALS	RPI 1-25		RPI 26-50		W-L RECORDS		RPI 51-100		RPI 101-150	RPI 150+
17- 7	0- 0		0- 0		OVERALL		1- 4		1- 0	15- 3
10- 1	0- 0		0- 0		HOME		1- 0		1- 0	8- 1
7- 5	0- 0		0- 0		AWAY		0- 0		0- 0	7- 1
0- 1	0- 0		0- 0		NEUTRAL		0- 1		0- 0	0- 0
5- 4	0- 0		0- 0		NON-CONFERENCE		1- 4		0- 0	4- 0
3- 0	0- 0		0- 0		HOME		1- 0		0- 0	2- 0
2- 3	0- 0		0- 0		AWAY		0- 3		0- 0	2- 0
0- 1	0- 0		0- 0		NEUTRAL		0- 1		0- 0	0- 0
12- 3	0- 0		0- 0		CONFERENCE		0- 0		1- 0	11- 3
7- 1	0- 0		0- 0		HOME		0- 0		1- 0	6- 1
5- 2	0- 0		0- 0		AWAY		0- 0		0- 0	5- 2
0- 0	0- 0		0- 0		NEUTRAL		0- 0		0- 0	0- 0

RPI 1-25				RPI 26-50				RPI 51-100				RPI 101+				Team's RPI: 107	
RPI	S	Opponent	Score	RPI	S	Opponent	Score	RPI	S	Opponent	Score	RPI	S	Opponent	Score		
								60	A	FGCU	70	71	111	H	Iona	62	61
								64	H	Temple	58	56	172	A	Northeastern	71	60
								72	A	Army West Point	57	67	183	A	Marist	47	56
								87	N	Georgetown	68	80	202	A	Canisius	80	68
								88	A	Drexel	49	62	202	H	Canisius	63	54
													203	H	Hartford	71	69
													212	A	Fairfield	64	55
													217	A	Siena	69	59
													217	H	Siena	94	52
													227	H	Manhattan	42	52
													244	H	Holy Cross	74	61
													274	A	Monmouth	60	63
													274	H	Monmouth	85	58
													286	H	Rider	64	51
													289	A	Vermont	77	65
													302	A	Niagara	61	54
													302	H	Niagara	70	52
													333	A	Saint Peter's	65	53
													333	H	Saint Peter's	66	49
LAST 12 Division I GAMES:																	
				333	A	Saint Peter's	65 53	217	H	Siena	94 52						
				111	H	Iona	62 61	212	A	Fairfield	64 55						
				302	H	Niagara	70 52	202	A	Canisius	80 68						
				217	A	Siena	69 59	302	A	Niagara	61 54						
				333	H	Saint Peter's	66 49	202	H	Canisius	63 54						
				274	H	Monmouth	85 58	286	H	Rider	64 51						

Non-Div I Games:

Quinnipiac

Loss, Non-Conf, S Site, H Home A Away N Neutral

Radford

Through Games Of Feb. 15, 2016

Average RPI Win:	263	WON-LOST	WINNING	LAST 10	STRENGTH OF	OPP. STRENGTH	TEAM	ADJ.	CONF.	ADJ CONF.
Average RPI Loss:	159	RECORD	PCT. RANK	GAMES	SCHEDULE	OF SCHEDULE	RPI	RPI	RPI	RPI
DIV. I ONLY	11- 11	167	6- 4	252	270	206	206	27	27	
DIV. I NON-CONF.	2- 5	253	0- 0	159	99	235	235	29	29	
TOTALS	RPI 1-25	RPI 26-50	W-L RECORDS	RPI 51-100	RPI 101-150	RPI 150+				
11- 11	0- 0	0- 1	OVERALL	0- 2	0- 4	11- 4				
7- 3	0- 0	0- 0	HOME	0- 1	0- 1	7- 1				
4- 8	0- 0	0- 1	AWAY	0- 1	0- 3	4- 3				
0- 0	0- 0	0- 0	NEUTRAL	0- 0	0- 0	0- 0				
2- 5	0- 0	0- 1	NON-CONFERENCE	0- 0	0- 3	2- 1				
2- 0	0- 0	0- 0	HOME	0- 0	0- 0	2- 0				
0- 5	0- 0	0- 1	AWAY	0- 0	0- 3	0- 1				
0- 0	0- 0	0- 0	NEUTRAL	0- 0	0- 0	0- 0				
9- 6	0- 0	0- 0	CONFERENCE	0- 2	0- 1	9- 3				
5- 3	0- 0	0- 0	HOME	0- 1	0- 1	5- 1				
4- 3	0- 0	0- 0	AWAY	0- 1	0- 0	4- 2				
0- 0	0- 0	0- 0	NEUTRAL	0- 0	0- 0	0- 0				

RPI 1-25				RPI 26-50				RPI 51-100				RPI 101+				Team's RPI: 206	
RPI	S	Opponent	Score	RPI	S	Opponent	Score	RPI	S	Opponent	Score	RPI	S	Opponent	Score		
				46	A	North Carolina St.	52 67	99	A	Liberty	53 67	105	A	Youngstown St.	53 54		
								99	H	Liberty	43 49	110	A	Virginia Tech	40 47		
												129	H	UNC Asheville	46 54		
												137	A	Xavier	56 63		
												154	H	Davidson	79 68		
												164	H	George Mason	66 63		
												213	A	Gardner-Webb	50 54		
												213	H	Gardner-Webb	54 51		
												223	A	Presbyterian	64 53		
												253	A	High Point	66 71		
												253	H	High Point	54 56		
												281	H	Campbell	62 59		
												304	A	Coastal Caro.	49 36		
												304	H	Coastal Caro.	61 45		
												307	A	Wofford	70 79		
												308	A	Charleston So.	61 50		
												308	H	Charleston So.	55 40		
												313	H	Winthrop	66 44		
												318	A	Longwood	79 67		
LAST 12 Division I GAMES:																	
				308	A	Charleston So.	61 50	213	A	Gardner-Webb	50 54						
				213	H	Gardner-Webb	54 51	308	H	Charleston So.	55 40						
				99	A	Liberty	53 67	318	A	Longwood	79 67						
				304	A	Coastal Caro.	49 36	281	H	Campbell	62 59						
				129	H	UNC Asheville	46 54	313	H	Winthrop	66 44						
				253	H	High Point	54 56	223	A	Presbyterian	64 53						

Non-Div I Games: Concord 92 36 Lees-McRae 84 39

Radford

Loss, Non-Conf, S Site, H Home A Away N Neutral

Rhode Island

Through Games Of Feb. 15, 2016

Average RPI Win:	244	WON-LOST	WINNING	LAST 10	STRENGTH OF	OPP. STRENGTH	TEAM	ADJ.	CONF.	ADJ CONF.
Average RPI Loss:	101	RECORD	PCT. RANK	GAMES	SCHEDULE	OF SCHEDULE	RPI	RPI	RPI	RPI
DIV. I ONLY	11- 13	194	5- 5	193	115	191	191	7	7	
DIV. I NON-CONF.	6- 6	160	0- 0	278	213	222	222	8	8	
TOTALS	RPI 1-25	RPI 26-50	W-L RECORDS	RPI 51-100	RPI 101-150	RPI 150+				
11- 13	0- 3	0- 2	OVERALL	0- 2	1- 1	10- 5				
5- 7	0- 2	0- 1	HOME	0- 2	1- 0	4- 2				
6- 5	0- 1	0- 1	AWAY	0- 0	0- 1	6- 2				
0- 1	0- 0	0- 0	NEUTRAL	0- 0	0- 0	0- 1				
6- 6	0- 1	0- 0	NON-CONFERENCE	0- 1	1- 1	5- 3				
3- 3	0- 1	0- 0	HOME	0- 1	1- 0	2- 1				
3- 2	0- 0	0- 0	AWAY	0- 0	0- 1	3- 1				
0- 1	0- 0	0- 0	NEUTRAL	0- 0	0- 0	0- 1				
5- 7	0- 2	0- 2	CONFERENCE	0- 1	0- 0	5- 2				
2- 4	0- 1	0- 1	HOME	0- 1	0- 0	2- 1				
3- 3	0- 1	0- 1	AWAY	0- 0	0- 0	3- 1				
0- 0	0- 0	0- 0	NEUTRAL	0- 0	0- 0	0- 0				

RPI 1-25				RPI 26-50				RPI 51-100				RPI 101+ Team's RPI: 191			
RPI	S	Opponent	Score	RPI	S	Opponent	Score	RPI	S	Opponent	Score	RPI	S	Opponent	Score
19	H	Syracuse	54 57	27	A	George Washington	52 68	52	H	Dayton	53 67	118	H	Harvard	56 52
21	A	Duquesne	56 61	40	H	St. Bonaventure	56 69	53	H	Albany (NY)	58 67	142	A	Marshall	62 72
21	H	Duquesne	70 79									154	H	Davidson	78 62
												156	N	Hampton	54 59
												164	H	George Mason	65 68
												165	A	Fordham	42 50
												193	A	Brown	63 67
												205	A	Richmond	57 50
												221	H	Columbia	57 56
												231	A	Dartmouth	57 41
												240	A	Massachusetts	80 79
												255	H	Providence	55 64
												282	A	La Salle	72 61
												282	H	La Salle	62 52
												288	A	FIU	68 50
												314	H	UMass Lowell	72 64
												347	A	Boston U.	57 41
LAST 12 Division I GAMES:															
164	H	George Mason	65 68	154	H	Davidson	78 62								
21	A	Duquesne	56 61	282	A	La Salle	72 61								
52	H	Dayton	53 67	21	H	Duquesne	70 79								
282	H	La Salle	62 52	205	A	Richmond	57 50								
165	A	Fordham	42 50	27	A	George Washington	52 68								
240	A	Massachusetts	80 79	40	H	St. Bonaventure	56 69								

Non-Div I Games:

Rhode Island

■ Loss,
■ Non-Conf,
■ S Site,
■ H Home
■ A Away
N Neutral

Average RPI Win:	218	WON-LOST	WINNING	LAST 10	STRENGTH OF	OPP. STRENGTH	TEAM	ADJ.	CONF.	ADJ CONF.
Average RPI Loss:	134	RECORD	PCT. RANK	GAMES	SCHEDULE	OF SCHEDULE	RPI	RPI	RPI	RPI
DIV. I ONLY	5- 18	305	3- 7	78	158	242	242	12	12	
DIV. I NON-CONF.	1- 10	330	0- 0	101	203	273	273	10	10	
TOTALS	RPI 1-25	RPI 26-50	W-L RECORDS	RPI 51-100	RPI 101-150	RPI 150+				
5- 18	0- 3	0- 2	OVERALL	0- 2	0- 3	5- 8				
3- 9	0- 1	0- 1	HOME	0- 2	0- 2	3- 3				
2- 9	0- 2	0- 1	AWAY	0- 0	0- 1	2- 5				
0- 0	0- 0	0- 0	NEUTRAL	0- 0	0- 0	0- 0				
1- 10	0- 3	0- 0	NON-CONFERENCE	0- 0	0- 1	1- 6				
0- 5	0- 1	0- 0	HOME	0- 0	0- 1	0- 3				
1- 5	0- 2	0- 0	AWAY	0- 0	0- 0	1- 3				
0- 0	0- 0	0- 0	NEUTRAL	0- 0	0- 0	0- 0				
4- 8	0- 0	0- 2	CONFERENCE	0- 2	0- 2	4- 2				
3- 4	0- 0	0- 1	HOME	0- 2	0- 1	3- 0				
1- 4	0- 0	0- 1	AWAY	0- 0	0- 1	1- 2				
0- 0	0- 0	0- 0	NEUTRAL	0- 0	0- 0	0- 0				

RPI 1-25				RPI 26-50				RPI 51-100				RPI 101+ Team's RPI: 242			
RPI	S	Opponent	Score	RPI	S	Opponent	Score	RPI	S	Opponent	Score	RPI	S	Opponent	Score
4	A	Baylor	38 89	31	H	UTEP	54 60	74	H	Middle Tenn.	60 61	118	H	Harvard	61 67
8	H	Texas	47 70	50	A	Western Ky.	49 52	95	H	Charlotte	58 69	142	A	Marshall	52 81
18	A	Kentucky	39 72									143	H	UAB	55 64
												152	A	Southern Miss.	62 68
												161	H	Old Dominion	68 46
												167	H	Loyola Chicago	50 57
												168	A	McNeese St.	53 61
												176	A	Louisiana Tech	61 63
												224	A	North Texas	79 73
												224	H	North Texas	100 97
												233	A	Stephen F. Austin	45 59
												236	A	Sam Houston St.	58 46
												238	H	Texas Southern	66 69
												246	H	UTSA	49 48
												261	H	Houston	59 62
												326	A	A&M-Corpus Christi	55 60
LAST 12 Division I GAMES:															
161	H	Old Dominion	68 46	143	H	UAB	55 64								
95	H	Charlotte	58 69	142	A	Marshall	52 81								
152	A	Southern Miss.	62 68	50	A	Western Ky.	49 52								
176	A	Louisiana Tech	61 63	224	H	North Texas	100 97								
224	A	North Texas	79 73	246	H	UTSA	49 48								
74	H	Middle Tenn.	60 61	31	H	UTEP	54 60								

Non-Div I Games:

Rice

■ Loss,
■ Non-Conf, S Site,
■ Home
■ Away
N Neutral

Average RPI Win:	234	WON-LOST	WINNING	LAST 10	STRENGTH OF	OPP. STRENGTH	TEAM	ADJ.	CONF.	ADJ CONF.
Average RPI Loss:	103	RECORD	PCT. RANK	GAMES	SCHEDULE	OF SCHEDULE	RPI	RPI	RPI	RPI
DIV. I ONLY	10- 15	230	2- 8	156	97	205	205	7	7	
DIV. I NON-CONF.	7- 6	156	0- 0	283	144	212	212	8	8	
TOTALS	RPI 1-25	RPI 26-50	W-L RECORDS	RPI 51-100	RPI 101-150	RPI 150+				
10- 15	0- 1	0- 3	OVERALL	0- 5	1- 2	9- 4				
5- 7	0- 1	0- 2	HOME	0- 1	1- 0	4- 3				
3- 7	0- 0	0- 1	AWAY	0- 3	0- 2	3- 1				
2- 1	0- 0	0- 0	NEUTRAL	0- 1	0- 0	2- 0				
7- 6	0- 0	0- 1	NON-CONFERENCE	0- 2	0- 1	7- 2				
4- 2	0- 0	0- 1	HOME	0- 0	0- 0	4- 1				
1- 3	0- 0	0- 0	AWAY	0- 1	0- 1	1- 1				
2- 1	0- 0	0- 0	NEUTRAL	0- 1	0- 0	2- 0				
3- 9	0- 1	0- 2	CONFERENCE	0- 3	1- 1	2- 2				
1- 5	0- 1	0- 1	HOME	0- 1	1- 0	0- 2				
2- 4	0- 0	0- 1	AWAY	0- 2	0- 1	2- 0				
0- 0	0- 0	0- 0	NEUTRAL	0- 0	0- 0	0- 0				

RPI	S	Opponent	Score	RPI	S	Opponent	Score	RPI	S	Opponent	Score	RPI	S	Opponent	Score	Team's RPI: 205
21	H	Duquesne	44 65	27	H	George Washington	47 62	52	H	Dayton	48 60	104	A	VCU	42 53	
				35	H	James Madison	47 73	75	A	Saint Louis	48 73	104	H	VCU	62 50	
				40	A	St. Bonaventure	43 66	82	N	Marquette	80 98	115	A	Wake Forest	33 43	
								86	A	Saint Joseph's	53 64	154	H	Davidson	59 67	
								91	A	Virginia	51 71	161	H	Old Dominion	62 57	
												191	H	Rhode Island	50 57	
												198	H	Eastern Ky.	81 62	
												216	H	William & Mary	56 50	
												217	H	Furman	62 69	
												240	A	Massachusetts	74 68	
												255	A	Providence	57 50	
												257	A	Appalachian St.	59 73	
												262	H	UNCW	63 53	
												282	A	La Salle	60 43	
												295	N	Wichita St.	63 50	
												331	N	Lafayette	54 46	
LAST 12 Division I GAMES:																
104	H	VCU	62 50	104	A	VCU	42 53									
154	H	Davidson	59 67	240	A	Massachusetts	74 68									
27	H	George Washington	47 62	86	A	Saint Joseph's	53 64									
75	A	Saint Louis	48 73	191	H	Rhode Island	50 57									
40	A	St. Bonaventure	43 66	52	H	Dayton	48 60									
21	H	Duquesne	44 65	282	A	La Salle	60 43									

Non-Div I Games:

Richmond

■ Loss,
 ■ Non-Conf,
 S Site,
 ■ Home
 ■ Away
 N Neutral

Average RPI Win:	282	WON-LOST	WINNING	LAST 10	STRENGTH OF	OPP. STRENGTH	TEAM	ADJ.	CONF.	ADJ CONF.
Average RPI Loss:	168	RECORD	PCT. RANK	GAMES	SCHEDULE	OF SCHEDULE	RPI	RPI	RPI	RPI
DIV. I ONLY	6- 19	296	3- 7	183	282	286	286	23	23	
DIV. I NON-CONF.	3- 6	234	0- 0	72	309	197	197	24	24	
TOTALS	RPI 1-25	RPI 26-50	W-L RECORDS	RPI 51-100	RPI 101-150	RPI 150+				
6- 19	0- 0	0- 1	OVERALL	0- 2	0- 4	6- 12				
3- 8	0- 0	0- 1	HOME	0- 0	0- 1	3- 6				
3- 9	0- 0	0- 0	AWAY	0- 1	0- 3	3- 5				
0- 2	0- 0	0- 0	NEUTRAL	0- 1	0- 0	0- 1				
3- 6	0- 0	0- 1	NON-CONFERENCE	0- 2	0- 1	3- 2				
2- 1	0- 0	0- 1	HOME	0- 0	0- 0	2- 0				
1- 3	0- 0	0- 0	AWAY	0- 1	0- 1	1- 1				
0- 2	0- 0	0- 0	NEUTRAL	0- 1	0- 0	0- 1				
3- 13	0- 0	0- 0	CONFERENCE	0- 0	0- 3	3- 10				
1- 7	0- 0	0- 0	HOME	0- 0	0- 1	1- 6				
2- 6	0- 0	0- 0	AWAY	0- 0	0- 2	2- 4				
0- 0	0- 0	0- 0	NEUTRAL	0- 0	0- 0	0- 0				

RPI 1-25				RPI 26-50				RPI 51-100				RPI 101+				Team's RPI: 286	
RPI	S	Opponent	Score	RPI	S	Opponent	Score	RPI	S	Opponent	Score	RPI	S	Opponent	Score		
				38	H	Princeton	59 78	68	N	Central Mich.	58 76	107	A	Quinnipiac	51 64		
								72	A	Army West Point	42 57	111	A	Iona	46 59		
												111	H	Iona	48 67		
												127	A	Pittsburgh	44 75		
												170	A	UMBC	53 58		
												170	N	UMBC	58 67		
												183	A	Marist	54 66		
												183	H	Marist	56 74		
												202	A	Canisius	49 60		
												202	H	Canisius	64 73		
												212	A	Fairfield	56 63		
												212	H	Fairfield	39 55		
												214	H	Lehigh	61 60		
												217	A	Siena	45 66		
												217	H	Siena	70 58		
												227	H	Manhattan	70 74		
												274	H	Monmouth	75 87		
												284	H	Towson	78 72		
												302	A	Niagara	76 72		
												302	H	Niagara	57 67		
												333	A	Saint Peter's	68 67		
												340	A	St. Francis Brooklyn	71 59		
LAST 12 Division I GAMES:																	
				302	A	Niagara	76 72	227	H	Manhattan	70 74						
				202	A	Canisius	49 60	274	H	Monmouth	75 87						
				333	A	Saint Peter's	68 67	217	H	Siena	70 58						
				111	H	Iona	48 67	212	H	Fairfield	39 55						
				183	H	Marist	56 74	302	H	Niagara	57 67						
				212	A	Fairfield	56 63	217	A	Siena	45 66						

Non-Div I Games:

Rider

■ Loss,
 ■ Non-Conf,
 ■ S Site,
 ■ H Home
 ■ A Away
 N Neutral

Average RPI Win:	281	WON-LOST	WINNING	LAST 10	STRENGTH OF	OPP. STRENGTH	TEAM	ADJ.	CONF.	ADJ CONF.
Average RPI Loss:	187	RECORD	PCT. RANK	GAMES	SCHEDULE	OF SCHEDULE	RPI	RPI	RPI	RPI
DIV. I ONLY	13- 11	149	4- 6	290	333	196	196	30	30	
DIV. I NON-CONF.	5- 5	160	0- 0	195	132	138	138	32	32	
TOTALS	RPI 1-25	RPI 26-50	W-L RECORDS	RPI 51-100	RPI 101-150	RPI 150+				
13- 11	0- 1	0- 0	OVERALL	0- 2	0- 1	13- 7				
7- 2	0- 0	0- 0	HOME	0- 0	0- 0	7- 2				
6- 9	0- 0	0- 0	AWAY	0- 0	0- 0	6- 0				
0- 0	0- 0	0- 0	NEUTRAL	0- 0	0- 0	0- 0				
5- 5	0- 1	0- 0	NON-CONFERENCE	0- 2	0- 1	5- 1				
2- 1	0- 0	0- 0	HOME	0- 0	0- 0	2- 1				
3- 4	0- 1	0- 0	AWAY	0- 2	0- 1	3- 0				
0- 0	0- 0	0- 0	NEUTRAL	0- 0	0- 0	0- 0				
8- 6	0- 0	0- 0	CONFERENCE	0- 0	0- 0	8- 6				
5- 1	0- 0	0- 0	HOME	0- 0	0- 0	5- 1				
3- 5	0- 0	0- 0	AWAY	0- 0	0- 0	3- 5				
0- 0	0- 0	0- 0	NEUTRAL	0- 0	0- 0	0- 0				

RPI 1-25				RPI 26-50				RPI 51-100				RPI 101+ Team's RPI: 196			
RPI	S	Opponent	Score	RPI	S	Opponent	Score	RPI	S	Opponent	Score	RPI	S	Opponent	Score
22	A	Florida	52 79					57	A	Iowa	50 69	105	A	Youngstown St.	46 55
								95	A	Charlotte	73 94	155	H	Northern Ky.	70 72
												173	H	Delaware	53 50
												225	H	Morgan St.	76 44
												235	A	Bryant	65 71
												235	H	Bryant	55 53
												237	A	Sacred Heart	52 62
												237	H	Sacred Heart	78 63
												263	A	Saint Francis (PA)	54 62
												266	A	Central Conn. St.	39 48
												266	H	Central Conn. St.	72 55
												274	A	Monmouth	60 47
												277	A	Ga. Southern	64 49
												282	A	La Salle	76 45
												312	A	Fairleigh Dickinson	52 60
												312	H	Fairleigh Dickinson	68 83
												325	A	LIU Brooklyn	52 49
												339	A	Mt. St. Mary's	74 67
												339	H	Mt. St. Mary's	61 56
												340	A	St. Francis Brooklyn	62 53
												344	H	Wagner	64 44
LAST 12 Division I GAMES:															
237	A	Sacred Heart	52 62	266	A	Central Conn. St.	39 48								
312	A	Fairleigh Dickinson	52 60	235	A	Bryant	65 71								
266	H	Central Conn. St.	72 55	339	H	Mt. St. Mary's	61 56								
235	H	Bryant	55 53	312	H	Fairleigh Dickinson	68 83								
339	A	Mt. St. Mary's	74 67	325	A	LIU Brooklyn	52 49								
263	A	Saint Francis (PA)	54 62	340	A	St. Francis Brooklyn	62 53								

Non-Div I Games: West Va. Wesleyan 124 59

Robert Morris

■ Loss,
■ Non-Conf,
■ S Site,
■ H Home
■ A Away
N Neutral

Average RPI Win:	116	WON-LOST	WINNING	LAST 10	STRENGTH OF	OPP. STRENGTH	TEAM	ADJ.	CONF.	ADJ CONF.
Average RPI Loss:	38	RECORD	PCT. RANK	GAMES	SCHEDULE	OF SCHEDULE	RPI	RPI	RPI	RPI
DIV. I ONLY	16- 10	102	5- 5	26	11	41	41	4	4	
DIV. I NON-CONF.	9- 3	69	0- 0	27	6	17	17	4	4	
TOTALS	RPI 1-25	RPI 26-50	W-L RECORDS	RPI 51-100	RPI 101-150	RPI 150+				
16- 10	1- 3	0- 4	OVERALL	7- 3	4- 0	4- 0				
10- 2	0- 1	0- 1	HOME	4- 0	3- 0	3- 0				
3- 8	0- 2	0- 3	AWAY	1- 3	1- 0	1- 0				
3- 0	1- 0	0- 0	NEUTRAL	2- 0	0- 0	0- 0				
9- 3	1- 1	0- 2	NON-CONFERENCE	4- 0	3- 0	1- 0				
5- 1	0- 0	0- 1	HOME	1- 0	3- 0	1- 0				
1- 2	0- 1	0- 1	AWAY	1- 0	0- 0	0- 0				
3- 0	1- 0	0- 0	NEUTRAL	2- 0	0- 0	0- 0				
7- 7	0- 2	0- 2	CONFERENCE	3- 3	1- 0	3- 0				
5- 1	0- 1	0- 0	HOME	3- 0	0- 0	2- 0				
2- 6	0- 1	0- 2	AWAY	0- 3	1- 0	1- 0				
0- 0	0- 0	0- 0	NEUTRAL	0- 0	0- 0	0- 0				

RPI 1-25				RPI 26-50				Team's RPI: 41	RPI 51-100				RPI 101+			
RPI	S	Opponent	Score	RPI	S	Opponent	Score		RPI	S	Opponent	Score	RPI	S	Opponent	Score
5	A	Ohio St.	78 90	32	A	Michigan St.	48 59		57	A	Iowa	65 69	111	H	Iona	58 33
5	H	Ohio St.	58 67	34	A	Seton Hall	49 77		64	H	Temple	61 51	124	H	LSU	69 57
13	A	Florida St.	43 65	42	H	St. John's (NY)	62 69		69	A	Nebraska	54 65	130	A	Penn St.	74 62
23	N	Green Bay	54 43	47	A	Indiana	48 64		69	H	Nebraska	66 56	131	H	Arkansas	60 40
									76	A	Minnesota	72 85	151	H	Wisconsin	61 41
									76	H	Minnesota	66 55	163	A	Illinois	63 56
									80	N	Tulane	75 51	163	H	Illinois	67 54
									86	A	Saint Joseph's	78 65	300	H	Savannah St.	65 26
									90	H	Northwestern	61 59				
									91	N	Virginia	60 48				
LAST 12 Division I GAMES:																
163	A	Illinois	63 56	5	H	Ohio St.	58 67									
90	H	Northwestern	61 59	32	A	Michigan St.	48 59									
130	A	Penn St.	74 62	69	A	Nebraska	54 65									
76	A	Minnesota	72 85	163	H	Illinois	67 54									
69	H	Nebraska	66 56	5	A	Ohio St.	78 90									
47	A	Indiana	48 64	151	H	Wisconsin	61 41									

Non-Div I Games:

Rutgers

■ Loss,
■ Non-Conf,
■ S Site,
■ H Home
■ A Away
N Neutral

S
I
U
E

SIUE				Through Games Of Feb. 15, 2016						
Average RPI Win:	246	WON-LOST	WINNING	LAST 10	STRENGTH OF	OPP. STRENGTH	TEAM	ADJ.	CONF.	ADJ CONF.
Average RPI Loss:	154	RECORD	PCT. RANK	GAMES	SCHEDULE	OF SCHEDULE	RPI	RPI	RPI	RPI
DIV. I ONLY	14- 11	138	7- 3	209	269	166	166	24	24	
DIV. I NON-CONF.	5- 8	209	0- 0	113	287	175	175	23	23	

TOTALS	RPI 1-25	RPI 26-50		W-L RECORDS		RPI 51-100	RPI 101-150	RPI 150+		
14- 11	0- 1	0- 1		OVERALL		1- 2	1- 2	12- 5		
8- 3	0- 0	0- 0		HOME		1- 1	1- 1	6- 1		
6- 7	0- 1	0- 1		AWAY		0- 1	0- 1	6- 3		
0- 1	0- 0	0- 0		NEUTRAL		0- 0	0- 0	0- 1		
5- 8	0- 1	0- 1		NON-CONFERENCE		1- 1	0- 2	4- 3		
3- 1	0- 0	0- 0		HOME		1- 0	0- 1	2- 0		
2- 6	0- 1	0- 1		AWAY		0- 1	0- 1	2- 2		
0- 1	0- 0	0- 0		NEUTRAL		0- 0	0- 0	0- 1		
9- 3	0- 0	0- 0		CONFERENCE		0- 1	1- 0	8- 2		
5- 2	0- 0	0- 0		HOME		0- 1	1- 0	4- 1		
4- 1	0- 0	0- 0		AWAY		0- 0	0- 0	4- 1		
0- 0	0- 0	0- 0		NEUTRAL		0- 0	0- 0	0- 0		

S
I
U
E

RPI 1-25				RPI 26-50				RPI 51-100				RPI 101+ Team's RPI: 166			
RPI	S	Opponent	Score	RPI	S	Opponent	Score	RPI	S	Opponent	Score	RPI	S	Opponent	Score
17	A	Oklahoma St.	61 86	33	A	Missouri	46 75	68	A	Central Mich.	65 78	102	H	Belmont	73 60
								75	H	Saint Louis	71 64	116	H	IUPUI	67 85
								96	H	UT Martin	79 85	145	A	Southern Ill.	57 71
												198	H	Eastern Ky.	89 74
												199	H	Southeast Mo. St.	80 73
												226	A	Western Ill.	74 78
												229	A	Valparaiso	56 69
												233	N	Stephen F. Austin	74 82
												258	H	Northern Ill.	93 67
												265	A	Tennessee St.	61 73
												268	A	Austin Peay	72 61
												269	A	Murray St.	64 61
												269	H	Murray St.	76 79
												275	A	Tennessee Tech	83 68
												276	H	Omaha	90 86
												280	A	Jacksonville St.	62 57
												296	A	UMKC	63 58
												298	H	Morehead St.	90 81
												315	A	Illinois St.	65 57
												336	H	Eastern Ill.	87 75
LAST 12 Division I GAMES:															
269	H	Murray St.	76 79	198	H	Eastern Ky.	89 74								
96	H	UT Martin	79 85	298	H	Morehead St.	90 81								
336	H	Eastern Ill.	87 75	265	A	Tennessee St.	61 73								
268	A	Austin Peay	72 61	102	H	Belmont	73 60								
269	A	Murray St.	64 61	275	A	Tennessee Tech	83 68								
199	H	Southeast Mo. St.	80 73	280	A	Jacksonville St.	62 57								

Non-Div I Games:

SIUE

SMU				STRENGTH OF SCHEDULE	OPP. STRENGTH OF SCHEDULE	TEAM RPI	ADJ. RPI	CONF. RPI	ADJ CONF. RPI
Average RPI Win:	189	WON-LOST RECORD	WINNING PCT. RANK						
Average RPI Loss:	81		LAST 10 GAMES						
DIV. I ONLY	11- 13	194	5- 5	93	50	159	159	9	9
DIV. I NON-CONF.	5- 6	180	0- 0	162	18	192	192	7	7

TOTALS	RPI 1-25	RPI 26-50	W-L RECORDS	RPI 51-100	RPI 101-150	RPI 150+			
11- 13	0- 4	0- 2	OVERALL	1- 4	3- 0	7- 3			
7- 6	0- 2	0- 1	HOME	1- 2	2- 0	4- 1			
2- 6	0- 1	0- 1	AWAY	0- 2	0- 0	2- 2			
2- 1	0- 1	0- 0	NEUTRAL	0- 0	1- 0	1- 0			
5- 6	0- 3	0- 0	NON-CONFERENCE	0- 1	2- 0	3- 2			
3- 3	0- 1	0- 0	HOME	0- 1	1- 0	2- 1			
0- 2	0- 1	0- 0	AWAY	0- 0	0- 0	0- 1			
2- 1	0- 1	0- 0	NEUTRAL	0- 0	1- 0	1- 0			
6- 7	0- 1	0- 2	CONFERENCE	1- 3	1- 0	4- 1			
4- 3	0- 1	0- 1	HOME	1- 1	1- 0	2- 0			
2- 4	0- 0	0- 1	AWAY	0- 2	0- 0	2- 1			
0- 0	0- 0	0- 0	NEUTRAL	0- 0	0- 0	0- 0			

RPI 1-25				RPI 26-50				RPI 51-100				RPI 101+ Team's RPI: 159			
RPI	S	Opponent	Score	RPI	S	Opponent	Score	RPI	S	Opponent	Score	RPI	S	Opponent	Score
2	H	UConn	37 90	44	A	South Fla.	56 83	64	A	Temple	35 55	109	H	Memphis	58 49
7	H	Arizona St.	57 64	44	H	South Fla.	48 66	64	H	Temple	69 67	112	N	Arizona	58 46
14	A	Texas A&M	55 67					80	A	Tulane	64 76	123	H	Northwestern St.	74 36
25	N	Mississippi St.	70 72					80	H	Tulane	42 54	174	H	East Carolina	74 67
								93	H	TCU	79 89	184	A	Tulsa	54 56
												187	H	New Mexico	58 63
												195	H	Kansas	73 64
												213	N	Gardner-Webb	69 61
												219	A	Cincinnati	73 55
												224	A	North Texas	57 60
												261	A	Houston	50 48
												273	H	UCF	65 50
												337	H	Cal St. Fullerton	74 53
LAST 12 Division I GAMES:															
80	A	Tulane	64 76	2	H	UConn	37 90								
174	H	East Carolina	74 67	80	H	Tulane	42 54								
273	H	UCF	65 50	109	H	Memphis	58 49								
64	A	Temple	35 55	261	A	Houston	50 48								
44	H	South Fla.	48 66	44	A	South Fla.	56 83								
219	A	Cincinnati	73 55	64	H	Temple	69 67								

Non-Div I Games:

SMU

■ Loss,
 ■ Non-Conf,
 ■ S Site,
 ■ H Home
 ■ A Away
 N Neutral

Average RPI Win:	248	WON-LOST	WINNING	LAST 10	STRENGTH OF	OPP. STRENGTH	TEAM	ADJ.	CONF.	ADJ CONF.
Average RPI Loss:	134	RECORD	PCT. RANK	GAMES	SCHEDULE	OF SCHEDULE	RPI	RPI	RPI	RPI
DIV. I ONLY	9- 14	238	5- 5	85	303	188	188	20	20	
DIV. I NON-CONF.	3- 8	258	0- 0	105	145	207	207	21	21	
TOTALS	RPI 1-25	RPI 26-50	W-L RECORDS	RPI 51-100	RPI 101-150	RPI 150+				
9- 14	0- 1	0- 0	OVERALL	0- 4	0- 2	9- 7				
5- 6	0- 1	0- 0	HOME	0- 1	0- 2	5- 2				
4- 7	0- 0	0- 0	AWAY	0- 2	0- 0	4- 5				
0- 1	0- 0	0- 0	NEUTRAL	0- 1	0- 0	0- 0				
3- 8	0- 1	0- 0	NON-CONFERENCE	0- 4	0- 1	3- 2				
1- 3	0- 1	0- 0	HOME	0- 1	0- 1	1- 0				
2- 4	0- 0	0- 0	AWAY	0- 2	0- 0	2- 2				
0- 1	0- 0	0- 0	NEUTRAL	0- 1	0- 0	0- 0				
6- 6	0- 0	0- 0	CONFERENCE	0- 0	0- 1	6- 5				
4- 3	0- 0	0- 0	HOME	0- 0	0- 1	4- 2				
2- 3	0- 0	0- 0	AWAY	0- 0	0- 0	2- 3				
0- 0	0- 0	0- 0	NEUTRAL	0- 0	0- 0	0- 0				

RPI 1-25				RPI 26-50				RPI 51-100				RPI 101+ Team's RPI: 188			
RPI	S	Opponent	Score	RPI	S	Opponent	Score	RPI	S	Opponent	Score	RPI	S	Opponent	Score
10	H	UCLA	76 109					54	N	Villanova	54 78	126	H	Hawaii	72 74
								78	A	California	99 117	132	H	Idaho	88 98
								98	H	San Francisco	94 95	160	A	Montana St.	99 116
								100	A	New Mexico St.	77 80	160	H	Montana St.	79 80
												175	H	Eastern Wash.	83 100
												187	A	New Mexico	71 84
												189	A	UC Davis	92 77
												192	A	Weber St.	66 77
												192	H	Weber St.	87 64
												197	A	Cal Poly	72 97
												209	A	Montana	83 90
												209	H	Montana	83 75
												215	A	Utah St.	95 86
												222	A	Idaho St.	68 59
												222	H	Idaho St.	83 62
												324	A	Portland St.	126 78
												324	H	Portland St.	132 91
												332	H	UC Irvine	126 78
LAST 12 Division I GAMES:															
222	H	Idaho St.	83 62	324	A	Portland St.	126 78								
192	H	Weber St.	87 64	192	A	Weber St.	66 77								
160	A	Montana St.	99 116	222	A	Idaho St.	68 59								
209	A	Montana	83 90	209	H	Montana	83 75								
175	H	Eastern Wash.	83 100	160	H	Montana St.	79 80								
132	H	Idaho	88 98	324	H	Portland St.	132 91								

Non-Div I Games:

Sacramento St.

Sacred Heart

Through Games Of Feb. 15, 2016

Average RPI Win:	300	WON-LOST	WINNING	LAST 10	STRENGTH OF	OPP. STRENGTH	TEAM	ADJ.	CONF.	ADJ CONF.
Average RPI Loss:	172	RECORD	PCT. RANK	GAMES	SCHEDULE	OF SCHEDULE	RPI	RPI	RPI	RPI
DIV. I ONLY	14- 11	138	9- 1	321	330	237	237	30	30	
DIV. I NON-CONF.	2- 9	296	0- 0	255	190	314	314	32	32	
TOTALS	RPI 1-25	RPI 26-50	W-L RECORDS	RPI 51-100	RPI 101-150	RPI 150+				
14- 11	0- 0	0- 1	OVERALL	0- 1	0- 3	14- 6				
8- 4	0- 0	0- 0	HOME	0- 0	0- 1	8- 3				
5- 6	0- 0	0- 1	AWAY	0- 1	0- 1	5- 3				
1- 1	0- 0	0- 0	NEUTRAL	0- 0	0- 1	1- 0				
2- 9	0- 0	0- 1	NON-CONFERENCE	0- 1	0- 3	2- 4				
1- 3	0- 0	0- 0	HOME	0- 0	0- 1	1- 2				
0- 5	0- 0	0- 1	AWAY	0- 1	0- 1	0- 2				
1- 1	0- 0	0- 0	NEUTRAL	0- 0	0- 1	1- 0				
12- 2	0- 0	0- 0	CONFERENCE	0- 0	0- 0	12- 2				
7- 1	0- 0	0- 0	HOME	0- 0	0- 0	7- 1				
5- 1	0- 0	0- 0	AWAY	0- 0	0- 0	5- 1				
0- 0	0- 0	0- 0	NEUTRAL	0- 0	0- 0	0- 0				

RPI 1-25			RPI 26-50			RPI 51-100			RPI 101+ Team's RPI: 237		
RPI	S	Opponent	Score	RPI	S	Opponent	Score	RPI	S	Opponent	Score
				42	A	St. John's (NY)	54 67	64	A	Temple	62 92
								130	A	Penn St.	46 83
								134	H	Buffalo	53 66
								149	N	La.-Lafayette	58 60
								196	A	Robert Morris	63 78
								196	H	Robert Morris	62 52
								203	H	Hartford	67 68
								212	A	Fairfield	50 61
								230	H	Binghamton	69 60
								235	H	Bryant	59 61
								243	H	New Hampshire	69 81
								263	A	Saint Francis (PA)	81 77
								266	A	Central Conn. St.	61 57
								266	H	Central Conn. St.	79 69
								289	A	Vermont	51 53
								304	N	Coastal Caro.	71 62
								312	H	Fairleigh Dickinson	72 61
								325	A	LIU Brooklyn	62 53
								325	H	LIU Brooklyn	71 47
								339	H	Mt. St. Mary's	61 58
								340	A	St. Francis Brooklyn	68 51
								340	H	St. Francis Brooklyn	63 55
								344	A	Wagner	77 73
								344	H	Wagner	73 62
LAST 12 Division I GAMES:											
				196	H	Robert Morris	62 52	339	H	Mt. St. Mary's	61 58
				266	H	Central Conn. St.	79 69	344	A	Wagner	77 73
				325	H	LIU Brooklyn	71 47	266	A	Central Conn. St.	61 57
				340	H	St. Francis Brooklyn	63 55	340	A	St. Francis Brooklyn	68 51
				325	A	LIU Brooklyn	62 53	344	H	Wagner	73 62
				235	H	Bryant	59 61	312	H	Fairleigh Dickinson	72 61

Non-Div I Games:

Sacred Heart

■ Loss,
 ■ Non-Conf,
 ■ S Site,
 ■ Home
 ■ A Away
 N Neutral

Average RPI Win:	308	WON-LOST	WINNING	LAST 10	STRENGTH OF	OPP. STRENGTH	TEAM	ADJ.	CONF.	ADJ CONF.
Average RPI Loss:	188	RECORD	PCT. RANK	GAMES	SCHEDULE	OF SCHEDULE	RPI	RPI	RPI	RPI
DIV. I ONLY	10- 14	223	6- 4	294	336	263	263	30	30	
DIV. I NON-CONF.	1- 9	325	0- 0	155	148	306	306	32	32	
TOTALS	RPI 1-25	RPI 26-50	W-L RECORDS	RPI 51-100	RPI 101-150	RPI 150+				
10- 14	0- 1	0- 1	OVERALL	0- 0	0- 2	10- 10				
6- 3	0- 0	0- 0	HOME	0- 0	0- 1	6- 2				
4- 10	0- 1	0- 1	AWAY	0- 0	0- 1	4- 7				
0- 1	0- 0	0- 0	NEUTRAL	0- 0	0- 0	0- 1				
1- 9	0- 1	0- 1	NON-CONFERENCE	0- 0	0- 2	1- 5				
1- 1	0- 0	0- 0	HOME	0- 0	0- 1	1- 0				
0- 7	0- 1	0- 1	AWAY	0- 0	0- 1	0- 4				
0- 1	0- 0	0- 0	NEUTRAL	0- 0	0- 0	0- 1				
9- 5	0- 0	0- 0	CONFERENCE	0- 0	0- 0	9- 5				
5- 2	0- 0	0- 0	HOME	0- 0	0- 0	5- 2				
4- 3	0- 0	0- 0	AWAY	0- 0	0- 0	4- 3				
0- 0	0- 0	0- 0	NEUTRAL	0- 0	0- 0	0- 0				

RPI 1-25				RPI 26-50				RPI 51-100				RPI 101+ Team's RPI: 263			
RPI	S	Opponent	Score	RPI	S	Opponent	Score	RPI	S	Opponent	Score	RPI	S	Opponent	Score
22	A	Florida	65 122	28	A	Ohio	65 91					127	H	Pittsburgh	59 74
												142	A	Marshall	73 81
												153	A	Cornell	69 75
												196	H	Robert Morris	62 54
												198	N	Eastern Ky.	82 88
												202	A	Canisius	52 77
												219	A	Cincinnati	86 93
												221	A	Columbia	78 82
												235	A	Bryant	72 84
												235	H	Bryant	85 72
												237	H	Sacred Heart	77 81
												266	A	Central Conn. St.	51 66
												266	H	Central Conn. St.	59 79
												304	H	Coastal Caro.	106 74
												312	A	Fairleigh Dickinson	72 73
												312	H	Fairleigh Dickinson	87 67
												325	A	LIU Brooklyn	84 75
												339	A	Mt. St. Mary's	73 64
												339	H	Mt. St. Mary's	87 57
												340	A	St. Francis Brooklyn	83 76
												344	A	Wagner	87 74
												344	H	Wagner	93 78
LAST 12 Division I GAMES:															
344	A	Wagner	87 74	235	A	Bryant	72 84								
339	A	Mt. St. Mary's	73 64	266	A	Central Conn. St.	51 66								
235	H	Bryant	85 72	312	H	Fairleigh Dickinson	87 67								
266	H	Central Conn. St.	59 79	339	H	Mt. St. Mary's	87 57								
312	A	Fairleigh Dickinson	72 73	340	A	St. Francis Brooklyn	83 76								
196	H	Robert Morris	62 54	325	A	LIU Brooklyn	84 75								

Non-Div I Games: Pitt.-Johnstown 82 78

Saint Francis (PA)

■ Loss,
 ■ Non-Conf,
 ■ S Site,
 ■ Home
 ■ A Away
 N Neutral

Saint Joseph's

Through Games Of Feb. 15, 2016

Average RPI Win:	149	WON-LOST	WINNING	LAST 10	STRENGTH OF	OPP. STRENGTH	TEAM	ADJ.	CONF.	ADJ CONF.
Average RPI Loss:	66	RECORD	PCT. RANK	GAMES	SCHEDULE	OF SCHEDULE	RPI	RPI	RPI	RPI
DIV. I ONLY	11- 13	194	4- 6	7	80	86	86	7	7	
DIV. I NON-CONF.	6- 6	160	0- 0	3	43	52	52	8	8	
TOTALS	RPI 1-25	RPI 26-50	W-L RECORDS	RPI 51-100	RPI 101-150	RPI 150+				
11- 13	0- 2	1- 4	OVERALL	3- 4	1- 1	6- 2				
7- 7	0- 1	1- 3	HOME	2- 2	0- 1	4- 0				
4- 6	0- 1	0- 1	AWAY	1- 2	1- 0	2- 2				
0- 0	0- 0	0- 0	NEUTRAL	0- 0	0- 0	0- 0				
6- 6	0- 1	1- 2	NON-CONFERENCE	3- 2	0- 1	2- 0				
4- 4	0- 1	1- 2	HOME	2- 0	0- 1	1- 0				
2- 2	0- 0	0- 0	AWAY	1- 2	0- 0	1- 0				
0- 0	0- 0	0- 0	NEUTRAL	0- 0	0- 0	0- 0				
5- 7	0- 1	0- 2	CONFERENCE	0- 2	1- 0	4- 2				
3- 3	0- 0	0- 1	HOME	0- 2	0- 0	3- 0				
2- 4	0- 1	0- 1	AWAY	0- 0	1- 0	1- 2				
0- 0	0- 0	0- 0	NEUTRAL	0- 0	0- 0	0- 0				

RPI 1-25				RPI 26-50				RPI 51-100 Team's RPI: 86				RPI 101+			
RPI	S	Opponent	Score	RPI	S	Opponent	Score	RPI	S	Opponent	Score	RPI	S	Opponent	Score
1	H	Notre Dame	55 91	27	H	George Washington	45 70	52	H	Dayton	61 71	104	A	VCU	66 63
21	A	Duquesne	59 73	34	H	Seton Hall	54 66	54	A	Villanova	49 55	111	H	Iona	75 81
				36	H	Penn	50 46	64	A	Temple	70 67	164	A	George Mason	41 55
				40	A	St. Bonaventure	51 65	67	A	Hofstra	62 75	165	A	Fordham	40 47
				41	H	Rutgers	65 78	68	H	Central Mich.	76 66	165	H	Fordham	61 51
								75	H	Saint Louis	66 77	170	H	UMBC	104 45
								88	H	Drexel	53 46	205	H	Richmond	64 53
												214	A	Lehigh	63 62
												240	A	Massachusetts	62 58
												282	H	La Salle	64 55
LAST 12 Division I GAMES:															
21	A	Duquesne	59 73	75	H	Saint Louis	66 77								
165	H	Fordham	61 51	165	A	Fordham	40 47								
164	A	George Mason	41 55	205	H	Richmond	64 53								
282	H	La Salle	64 55	104	A	VCU	66 63								
40	A	St. Bonaventure	51 65	240	A	Massachusetts	62 58								
52	H	Dayton	61 71	27	H	George Washington	45 70								

Non-Div I Games:

Saint Joseph's

■ Loss,
 ■ Non-Conf,
 ■ S Site,
 ■ H Home
 ■ A Away
 N Neutral

Saint Louis

Through Games Of Feb. 15, 2016

Average RPI Win:	198	WON-LOST	WINNING	LAST 10	STRENGTH OF	OPP. STRENGTH	TEAM	ADJ.	CONF.	ADJ CONF.
Average RPI Loss:	93	RECORD	PCT. RANK	GAMES	SCHEDULE	OF SCHEDULE	RPI	RPI	RPI	RPI
DIV. I ONLY	18- 6	47	8- 2	201	122	75	75	7	7	
DIV. I NON-CONF.	9- 3	69	0- 0	256	278	99	99	8	8	
TOTALS	RPI 1-25	RPI 26-50	W-L RECORDS	RPI 51-100	RPI 101-150	RPI 150+				
18- 6	0- 0	0- 2	OVERALL	2- 2	3- 0	13- 2				
9- 1	0- 0	0- 0	HOME	1- 0	0- 0	8- 1				
8- 5	0- 0	0- 2	AWAY	1- 2	3- 0	4- 1				
1- 0	0- 0	0- 0	NEUTRAL	0- 0	0- 0	1- 0				
9- 3	0- 0	0- 0	NON-CONFERENCE	0- 2	2- 0	7- 1				
4- 0	0- 0	0- 0	HOME	0- 0	0- 0	4- 0				
4- 3	0- 0	0- 0	AWAY	0- 2	2- 0	2- 1				
1- 0	0- 0	0- 0	NEUTRAL	0- 0	0- 0	1- 0				
9- 3	0- 0	0- 2	CONFERENCE	2- 0	1- 0	6- 1				
5- 1	0- 0	0- 0	HOME	1- 0	0- 0	4- 1				
4- 2	0- 0	0- 2	AWAY	1- 0	1- 0	2- 0				
0- 0	0- 0	0- 0	NEUTRAL	0- 0	0- 0	0- 0				

RPI 1-25				RPI 26-50				RPI 51-100				Team's RPI: 75				RPI 101+			
RPI	S	Opponent	Score	RPI	S	Opponent	Score	RPI	S	Opponent	Score	RPI	S	Opponent	Score	RPI	S	Opponent	Score
				27	A	George Washington	80 89	52	H	Dayton	70 56	104	A	VCU	77 72				
				40	A	St. Bonaventure	59 80	80	A	Tulane	58 66	109	A	Memphis	63 57				
								81	A	Ball St.	70 79	120	A	Mercer	68 60				
								86	A	Saint Joseph's	77 66	154	A	Davidson	79 50				
												154	H	Davidson	88 51				
												164	A	George Mason	61 50				
												164	H	George Mason	63 73				
												166	A	SIUE	64 71				
												184	H	Tulsa	82 73				
												199	H	Southeast Mo. St.	67 52				
												205	H	Richmond	73 48				
												232	A	Indiana St.	62 52				
												240	H	Massachusetts	69 49				
												282	H	La Salle	79 70				
												293	N	Cleveland St.	76 65				
												299	H	Bradley	75 58				
												336	H	Eastern Ill.	78 47				
												345	A	Alabama A&M	91 60				
LAST 12 Division I GAMES:																			
				154	H	Davidson	88 51	86	A	Saint Joseph's	77 66								
				40	A	St. Bonaventure	59 80	52	H	Dayton	70 56								
				205	H	Richmond	73 48	240	H	Massachusetts	69 49								
				27	A	George Washington	80 89	154	A	Davidson	79 50								
				164	A	George Mason	61 50	104	A	VCU	77 72								
				282	H	La Salle	79 70	164	H	George Mason	63 73								

Non-Div I Games: Mo.-St. Louis 67 31

Saint Louis

■ Loss,
 ■ Non-Conf,
 ■ S Site,
 ■ Home
 ■ A Away
 N Neutral

Saint Peter's

Through Games Of Feb. 15, 2016

Average RPI Win:	255	WON-LOST	WINNING	LAST 10	STRENGTH OF	OPP. STRENGTH	TEAM	ADJ.	CONF.	ADJ CONF.
Average RPI Loss:	198	RECORD	PCT. RANK	GAMES	SCHEDULE	OF SCHEDULE	RPI	RPI	RPI	RPI
DIV. I ONLY	4- 21	325	0- 10	217	302	333	333	23	23	
DIV. I NON-CONF.	2- 7	280	0- 0	140	344	292	292	24	24	
TOTALS	RPI 1-25	RPI 26-50	W-L RECORDS	RPI 51-100	RPI 101-150	RPI 150+				
4- 21	0- 1	0- 1	OVERALL	0- 0	0- 4	4- 15				
4- 10	0- 1	0- 0	HOME	0- 0	0- 3	4- 6				
0- 11	0- 0	0- 0	AWAY	0- 0	0- 1	0- 0				
0- 0	0- 0	0- 0	NEUTRAL	0- 0	0- 0	0- 0				
2- 7	0- 1	0- 1	NON-CONFERENCE	0- 0	0- 1	2- 4				
2- 3	0- 1	0- 0	HOME	0- 0	0- 1	2- 1				
0- 4	0- 0	0- 1	AWAY	0- 0	0- 0	0- 3				
0- 0	0- 0	0- 0	NEUTRAL	0- 0	0- 0	0- 0				
2- 14	0- 0	0- 0	CONFERENCE	0- 0	0- 3	2- 11				
2- 7	0- 0	0- 0	HOME	0- 0	0- 2	2- 5				
0- 7	0- 0	0- 0	AWAY	0- 0	0- 1	0- 6				
0- 0	0- 0	0- 0	NEUTRAL	0- 0	0- 0	0- 0				

RPI 1-25				RPI 26-50				RPI 51-100				RPI 101+ Team's RPI: 333			
RPI	S	Opponent	Score	RPI	S	Opponent	Score	RPI	S	Opponent	Score	RPI	S	Opponent	Score
21	H	Duquesne	38 63	34	A	Seton Hall	65 81					107	A	Quinnipiac	49 66
												107	H	Quinnipiac	53 65
												111	H	Iona	51 65
												139	H	Stony Brook	35 69
												183	A	Marist	46 69
												183	H	Marist	55 74
												193	H	Brown	79 67
												202	A	Canisius	42 54
												202	H	Canisius	53 60
												212	A	Fairfield	49 76
												212	H	Fairfield	56 46
												214	A	Lehigh	42 74
												217	A	Siena	58 59
												217	H	Siena	55 64
												227	A	Manhattan	47 64
												250	H	Navy	39 50
												274	H	Monmouth	67 62
												286	H	Rider	67 68
												302	A	Niagara	46 51
												302	H	Niagara	48 52
												312	A	Fairleigh Dickinson	52 73
												331	A	Lafayette	69 72
												340	H	St. Francis Brooklyn	44 40
LAST 12 Division I GAMES:															
107	H	Quinnipiac	53 65	183	A	Marist	46 69								
212	A	Fairfield	49 76	227	A	Manhattan	47 64								
286	H	Rider	67 68	302	A	Niagara	46 51								
183	H	Marist	55 74	202	A	Canisius	42 54								
107	A	Quinnipiac	49 66	212	H	Fairfield	56 46								
217	H	Siena	55 64	302	H	Niagara	48 52								

Non-Div I Games:

Saint Peter's

■ Loss,
 ■ Non-Conf,
 ■ S Site,
 ■ H Home
 ■ A Away
 N Neutral

Average RPI Win:	294	WON-LOST	WINNING	LAST 10	STRENGTH OF	OPP. STRENGTH	TEAM	ADJ.	CONF.	ADJ CONF.
Average RPI Loss:	149	RECORD	PCT. RANK	GAMES	SCHEDULE	OF SCHEDULE	RPI	RPI	RPI	RPI
DIV. I ONLY	7- 14	259	3- 7	220	213	236	236	28	28	
DIV. I NON-CONF.	2- 6	272	0- 0	77	61	163	163	26	26	
TOTALS	RPI 1-25	RPI 26-50	W-L RECORDS	RPI 51-100	RPI 101-150	RPI 150+				
7- 14	0- 2	0- 1	OVERALL	0- 3	0- 2	7- 6				
3- 3	0- 0	0- 0	HOME	0- 1	0- 0	3- 2				
4- 10	0- 1	0- 1	AWAY	0- 2	0- 2	4- 4				
0- 1	0- 1	0- 0	NEUTRAL	0- 0	0- 0	0- 0				
2- 6	0- 2	0- 1	NON-CONFERENCE	0- 1	0- 1	2- 1				
0- 1	0- 0	0- 0	HOME	0- 0	0- 0	0- 1				
2- 4	0- 1	0- 1	AWAY	0- 1	0- 1	2- 0				
0- 1	0- 1	0- 0	NEUTRAL	0- 0	0- 0	0- 0				
5- 8	0- 0	0- 0	CONFERENCE	0- 2	0- 1	5- 5				
3- 2	0- 0	0- 0	HOME	0- 1	0- 0	3- 1				
2- 6	0- 0	0- 0	AWAY	0- 1	0- 1	2- 4				
0- 0	0- 0	0- 0	NEUTRAL	0- 0	0- 0	0- 0				

RPI	S	Opponent	Score	RPI	S	Opponent	Score	RPI	S	Opponent	Score	RPI	S	Opponent	Score	Team's RPI: 236
8	A	Texas	49 83	48	A	Kansas St.	50 78	61	A	Abilene Christian	55 67	123	A	Northwestern St.	49 69	
13	N	Florida St.	37 94					61	H	Abilene Christian	76 87	131	A	Arkansas	47 67	
								93	A	TCU	59 85	168	A	McNeese St.	79 82	
												233	A	Stephen F. Austin	63 70	
												238	A	Texas Southern	53 51	
												242	H	Rice	46 58	
												249	A	Houston Baptist	63 67	
												249	H	Houston Baptist	78 70	
												278	A	Lamar	78 76	
												305	H	Southeastern La.	80 56	
												322	A	Incarinate Word	65 60	
												323	H	Nicholls St.	63 67	
												325	A	LIU Brooklyn	63 56	
												326	A	A&M-Corpus Christi	71 81	
												341	H	New Orleans	64 52	
LAST 12 Division I GAMES:																
249	H	Houston Baptist	78 70	61	H	Abilene Christian	76 87									
61	A	Abilene Christian	55 67	168	A	McNeese St.	79 82									
326	A	A&M-Corpus Christi	71 81	323	H	Nicholls St.	63 67									
249	A	Houston Baptist	63 67	341	H	New Orleans	64 52									
278	A	Lamar	78 76	305	H	Southeastern La.	80 56									
233	A	Stephen F. Austin	63 70	123	A	Northwestern St.	49 69									

Non-Div I Games: LSU-Alexandria 85 50 Our Lady Of The Lak67 56

Sam Houston St.

■ Loss,
 ■ Non-Conf,
 ■ S Site,
 ■ Home
 ■ A Away
 N Neutral

Average RPI Win: 246	WON-LOST	WINNING	LAST 10	STRENGTH OF	OPP. STRENGTH	TEAM	ADJ.	CONF.	ADJ CONF.
Average RPI Loss: 101	RECORD	PCT. RANK	GAMES	SCHEDULE	OF SCHEDULE	RPI	RPI	RPI	RPI
DIV. I ONLY	14- 9	105	8- 2	232	187	122	122	17	17
DIV. I NON-CONF.	6- 7	176	1- 1	196	202	143	143	16	16

TOTALS	RPI 1-25	RPI 26-50	W-L RECORDS	RPI 51-100	RPI 101-150	RPI 150+			
14- 9	0- 1	0- 1	OVERALL	1- 2	2- 4	11- 1			
5- 2	0- 0	0- 0	HOME	1- 0	1- 2	3- 0			
8- 7	0- 1	0- 1	AWAY	0- 2	1- 2	7- 1			
1- 0	0- 0	0- 0	NEUTRAL	0- 0	0- 0	1- 0			
6- 7	0- 1	0- 1	NON-CONFERENCE	0- 2	1- 2	5- 1			
1- 1	0- 0	0- 0	HOME	0- 0	0- 1	1- 0			
4- 6	0- 1	0- 1	AWAY	0- 2	1- 1	3- 1			
1- 0	0- 0	0- 0	NEUTRAL	0- 0	0- 0	1- 0			
8- 2	0- 0	0- 0	CONFERENCE	1- 0	1- 2	6- 0			
4- 1	0- 0	0- 0	HOME	1- 0	1- 1	2- 0			
4- 1	0- 0	0- 0	AWAY	0- 0	0- 1	4- 0			
0- 0	0- 0	0- 0	NEUTRAL	0- 0	0- 0	0- 0			

RPI 1-25				RPI 26-50				RPI 51-100				RPI 101+ Team's RPI: 122			
RPI	S	Opponent	Score	RPI	S	Opponent	Score	RPI	S	Opponent	Score	RPI	S	Opponent	Score
25	A	Mississippi St.	47 68	47	A	Indiana	56 65	63	H	Chattanooga	48 43	118	H	Harvard	54 60
								84	A	Georgia Tech	55 66	120	A	Mercer	61 63
								96	A	UT Martin	50 52	120	H	Mercer	60 63
												124	A	LSU	47 44
												140	H	ETSU	55 47
												143	A	UAB	41 61
												152	A	Southern Miss.	48 56
												179	H	Troy	73 69
												217	A	Furman	58 45
												279	A	Alabama St.	54 35
												280	A	Jacksonville St.	50 39
												292	A	UNCG	57 52
												292	H	UNCG	80 49
												301	A	Western Caro.	59 42
												301	H	Western Caro.	57 52
												307	A	Wofford	58 39
												323	N	Nicholls St.	45 43
												345	A	Alabama A&M	54 30
LAST 12 Division I GAMES:															
120	A	Mercer	61 63	140	H	ETSU	55 47								
301	H	Western Caro.	57 52	120	H	Mercer	60 63								
292	H	UNCG	80 49	292	A	UNCG	57 52								
307	A	Wofford	58 39	301	A	Western Caro.	59 42								
217	A	Furman	58 45	118	H	Harvard	54 60								
63	H	Chattanooga	48 43	124	A	LSU	47 44								

Non-Div I Games: AUM 82 32 Shorter 53 33

Samford

■ Loss,
 ■ Non-Conf,
 ■ S Site,
 ■ Home
 ■ A Away
 N Neutral

Average RPI Win:	192	WON-LOST	WINNING	LAST 10	STRENGTH OF	OPP. STRENGTH	TEAM	ADJ.	CONF.	ADJ CONF.
Average RPI Loss:	68	RECORD	PCT. RANK	GAMES	SCHEDULE	OF SCHEDULE	RPI	RPI	RPI	RPI
DIV. I ONLY	20- 5	32	7- 3	206	100	83	83	8	8	
DIV. I NON-CONF.	9- 1	22	0- 0	320	147	116	116	9	9	
TOTALS	RPI 1-25	RPI 26-50	W-L RECORDS	RPI 51-100	RPI 101-150	RPI 150+				
20- 5	1- 0	0- 0	OVERALL	3- 5	3- 0	13- 0				
10- 4	1- 0	0- 0	HOME	1- 4	2- 0	6- 0				
10- 1	0- 0	0- 0	AWAY	2- 1	1- 0	7- 0				
0- 0	0- 0	0- 0	NEUTRAL	0- 0	0- 0	0- 0				
9- 1	0- 0	0- 0	NON-CONFERENCE	0- 1	3- 0	6- 0				
4- 1	0- 0	0- 0	HOME	0- 1	2- 0	2- 0				
5- 0	0- 0	0- 0	AWAY	0- 0	1- 0	4- 0				
0- 0	0- 0	0- 0	NEUTRAL	0- 0	0- 0	0- 0				
11- 4	1- 0	0- 0	CONFERENCE	3- 4	0- 0	7- 0				
6- 3	1- 0	0- 0	HOME	1- 3	0- 0	4- 0				
5- 1	0- 0	0- 0	AWAY	2- 1	0- 0	3- 0				
0- 0	0- 0	0- 0	NEUTRAL	0- 0	0- 0	0- 0				

RPI 1-25				RPI 26-50				RPI 51-100 Team's RPI: 83				RPI 101+			
RPI	S	Opponent	Score	RPI	S	Opponent	Score	RPI	S	Opponent	Score	RPI	S	Opponent	Score
12	H	BYU	78 65					55	A	Santa Clara	70 58	112	H	Arizona	59 54
								55	H	Santa Clara	47 61	119	H	Akron	86 65
								56	A	St. Mary's (CA)	60 68	148	A	Fresno St.	72 68
								56	H	St. Mary's (CA)	68 73	157	A	Pacific	59 56
								73	H	Washington St.	72 78	157	H	Pacific	69 56
								97	H	Gonzaga	63 54	160	A	Montana St.	62 49
								98	A	San Francisco	67 58	229	H	Valparaiso	76 60
								98	H	San Francisco	54 59	239	A	Loyola Marymount	75 67
												239	H	Loyola Marymount	82 58
												247	A	San Diego St.	60 53
												267	A	Pepperdine	70 54
												267	H	Pepperdine	74 55
												283	H	Portland	71 43
												287	H	CSUN	86 64
												329	A	Nevada	84 47
												337	A	Cal St. Fullerton	53 44
LAST 12 Division I GAMES:															
98	H	San Francisco	54 59	239	H	Loyola Marymount	82 58								
55	H	Santa Clara	47 61	267	H	Pepperdine	74 55								
157	A	Pacific	59 56	97	H	Gonzaga	63 54								
56	A	St. Mary's (CA)	60 68	283	H	Portland	71 43								
239	A	Loyola Marymount	75 67	55	A	Santa Clara	70 58								
267	A	Pepperdine	70 54	98	A	San Francisco	67 58								

Non-Div I Games: Hope Int'l 90 52

San Diego

■ Loss,
 ■ Non-Conf,
 ■ S Site,
 ■ H Home
 ■ A Away
 N Neutral

Average RPI Win:	250	WON-LOST	WINNING	LAST 10	STRENGTH OF	OPP. STRENGTH	TEAM	ADJ.	CONF.	ADJ CONF.
Average RPI Loss:	151	RECORD	PCT. RANK	GAMES	SCHEDULE	OF SCHEDULE	RPI	RPI	RPI	RPI
DIV. I ONLY	8- 15	255	3- 7	185	218	247	247	19	19	
DIV. I NON-CONF.	4- 6	201	0- 0	238	220	254	254	20	20	
TOTALS	RPI 1-25	RPI 26-50	W-L RECORDS	RPI 51-100	RPI 101-150	RPI 150+				
8- 15	0- 0	0- 3	OVERALL	0- 2	1- 3	7- 7				
4- 8	0- 0	0- 1	HOME	0- 2	1- 1	3- 4				
4- 7	0- 0	0- 2	AWAY	0- 0	0- 2	4- 3				
0- 0	0- 0	0- 0	NEUTRAL	0- 0	0- 0	0- 0				
4- 6	0- 0	0- 1	NON-CONFERENCE	0- 2	0- 1	4- 2				
3- 3	0- 0	0- 0	HOME	0- 2	0- 0	3- 1				
1- 3	0- 0	0- 1	AWAY	0- 0	0- 1	1- 1				
0- 0	0- 0	0- 0	NEUTRAL	0- 0	0- 0	0- 0				
4- 9	0- 0	0- 2	CONFERENCE	0- 0	1- 2	3- 5				
1- 5	0- 0	0- 1	HOME	0- 0	1- 1	0- 3				
3- 4	0- 0	0- 1	AWAY	0- 0	0- 1	3- 2				
0- 0	0- 0	0- 0	NEUTRAL	0- 0	0- 0	0- 0				

RPI 1-25				RPI 26-50				RPI 51-100				RPI 101+				Team's RPI: 247	
RPI	S	Opponent	Score	RPI	S	Opponent	Score	RPI	S	Opponent	Score	RPI	S	Opponent	Score		
				30	A	Washington	51 80	66	H	UC Riverside	68 85	136	H	Boise St.	45 75		
				45	A	Colorado St.	54 70	83	H	San Diego	53 60	148	A	Fresno St.	49 54		
				45	H	Colorado St.	57 60					148	H	Fresno St.	65 54		
												150	A	Long Beach St.	54 74		
												151	H	Wisconsin	63 57		
												180	H	UNLV	41 55		
												187	A	New Mexico	51 46		
												189	H	UC Davis	54 65		
												190	A	San Jose St.	73 78		
												215	A	Utah St.	59 72		
												215	H	Utah St.	36 55		
												234	A	Wyoming	84 77		
												239	A	Loyola Marymount	65 92		
												287	A	CSUN	67 65		
												309	H	North Dakota St.	64 54		
												329	H	Nevada	64 70		
												337	H	Cal St. Fullerton	54 43		
												343	A	Air Force	69 66		
LAST 12 Division I GAMES:																	
				343	A	Air Force	69 66	215	A	Utah St.	59 72						
				148	H	Fresno St.	65 54	148	A	Fresno St.	49 54						
				187	A	New Mexico	51 46	136	H	Boise St.	45 75						
				45	A	Colorado St.	54 70	45	H	Colorado St.	57 60						
				180	H	UNLV	41 55	190	A	San Jose St.	73 78						
				329	H	Nevada	64 70	215	H	Utah St.	36 55						

Non-Div I Games: San Diego Christian60 25

San Diego St.

■ Loss,
 ■ Non-Conf,
 ■ S Site,
 ■ Home
 ■ Away
 N Neutral

Average RPI Win: 194		WON-LOST	WINNING	LAST 10	STRENGTH OF	OPP. STRENGTH	TEAM	ADJ.	CONF.	ADJ CONF.
Average RPI Loss: 94		RECORD	PCT. RANK	GAMES	SCHEDULE	OF SCHEDULE	RPI	RPI	RPI	RPI
DIV. I ONLY		13- 10	131	5- 5	97	103	98	98	8	8
DIV. I NON-CONF.		7- 2	57	0- 0	234	161	91	91	9	9
TOTALS		RPI 1-25	RPI 26-50		W-L RECORDS		RPI 51-100	RPI 101-150	RPI 150+	
13- 10	0- 2	0- 0		OVERALL		3- 5	2- 0	8- 3		
4- 5	0- 1	0- 0		HOME		2- 3	1- 0	1- 1		
9- 5	0- 1	0- 0		AWAY		1- 2	1- 0	7- 2		
0- 0	0- 0	0- 0		NEUTRAL		0- 0	0- 0	0- 0		
7- 2	0- 0	0- 0		NON-CONFERENCE		1- 0	2- 0	4- 2		
2- 1	0- 0	0- 0		HOME		1- 0	1- 0	0- 1		
5- 1	0- 0	0- 0		AWAY		0- 0	1- 0	4- 1		
0- 0	0- 0	0- 0		NEUTRAL		0- 0	0- 0	0- 0		
6- 8	0- 2	0- 0		CONFERENCE		2- 5	0- 0	4- 1		
2- 4	0- 1	0- 0		HOME		1- 3	0- 0	1- 0		
4- 4	0- 1	0- 0		AWAY		1- 2	0- 0	3- 1		
0- 0	0- 0	0- 0		NEUTRAL		0- 0	0- 0	0- 0		

RPI 1-25				RPI 26-50				RPI 51-100 Team's RPI: 98				RPI 101+			
RPI	S	Opponent	Score	RPI	S	Opponent	Score	RPI	S	Opponent	Score	RPI	S	Opponent	Score
12	A	BYU	62 65					55	A	Santa Clara	57 68	128	H	North Dakota	74 57
12	H	BYU	57 66					55	H	Santa Clara	57 59	150	A	Long Beach St.	66 52
								56	H	St. Mary's (CA)	68 78	157	A	Pacific	57 70
								66	H	UC Riverside	88 76	188	A	Sacramento St.	95 94
								83	A	San Diego	59 54	190	A	San Jose St.	82 78
								83	H	San Diego	58 67	197	H	Cal Poly	61 62
								97	A	Gonzaga	47 68	220	A	Utah Valley	88 94
								97	H	Gonzaga	71 52	224	A	North Texas	69 61
												239	A	Loyola Marymount	75 73
												267	A	Pepperdine	81 74
												283	A	Portland	82 63
												283	H	Portland	90 69
												329	A	Nevada	70 62
LAST 12 Division I GAMES:															
83	A	San Diego	59 54	267	A	Pepperdine	81 74								
12	A	BYU	62 65	239	A	Loyola Marymount	75 73								
55	H	Santa Clara	57 59	12	H	BYU	57 66								
97	H	Gonzaga	71 52	83	H	San Diego	58 67								
283	H	Portland	90 69	283	A	Portland	82 63								
55	A	Santa Clara	57 68	97	A	Gonzaga	47 68								

Non-Div I Games: Holy Names 77 31 San Fran. St. 73 45

San Francisco

Average RPI Win: 248		WON-LOST	WINNING	LAST 10	STRENGTH OF	OPP. STRENGTH	TEAM	ADJ.	CONF.	ADJ CONF.
Average RPI Loss: 111		RECORD	PCT. RANK	GAMES	SCHEDULE	OF SCHEDULE	RPI	RPI	RPI	RPI
DIV. I ONLY		9- 14	238	5- 5	94	214	190	190	19	19
DIV. I NON-CONF.		1- 9	325	0- 0	84	185	280	280	20	20
TOTALS		RPI 1-25	RPI 26-50	W-L RECORDS	RPI 51-100	RPI 101-150	RPI 150+			
9- 14	0- 0		0- 2	OVERALL	0- 6	1- 3	8- 3			
5- 7	0- 0		0- 1	HOME	0- 3	0- 3	5- 0			
4- 7	0- 0		0- 1	AWAY	0- 3	1- 0	3- 3			
0- 0	0- 0		0- 0	NEUTRAL	0- 0	0- 0	0- 0			
1- 9	0- 0		0- 0	NON-CONFERENCE	0- 6	0- 1	1- 2			
1- 4	0- 0		0- 0	HOME	0- 3	0- 1	1- 0			
0- 5	0- 0		0- 0	AWAY	0- 3	0- 0	0- 2			
0- 0	0- 0		0- 0	NEUTRAL	0- 0	0- 0	0- 0			
8- 5	0- 0		0- 2	CONFERENCE	0- 0	1- 2	7- 1			
4- 3	0- 0		0- 1	HOME	0- 0	0- 2	4- 0			
4- 2	0- 0		0- 1	AWAY	0- 0	1- 0	3- 1			
0- 0	0- 0		0- 0	NEUTRAL	0- 0	0- 0	0- 0			

RPI 1-25				RPI 26-50				RPI 51-100				RPI 101+				Team's RPI: 190	
RPI	S	Opponent	Score	RPI	S	Opponent	Score	RPI	S	Opponent	Score	RPI	S	Opponent	Score		
				45	A	Colorado St.	54 76	56	A	St. Mary's (CA)	81 91	126	H	Hawaii	73 76		
				45	H	Colorado St.	78 80	58	A	Oregon	74 104	136	H	Boise St.	75 78		
								73	A	Washington St.	80 95	148	A	Fresno St.	66 64		
								79	H	South Dakota	77 87	148	H	Fresno St.	54 59		
								98	H	San Francisco	78 82	157	A	Pacific	69 81		
								100	H	New Mexico St.	66 75	180	H	UNLV	69 61		
												187	A	New Mexico	57 71		
												187	H	New Mexico	59 58		
												215	A	Utah St.	86 74		
												234	A	Wyoming	67 66		
												245	A	CSU Bakersfield	88 90		
												247	H	San Diego St.	78 73		
												332	H	UC Irvine	79 58		
												343	A	Air Force	72 49		
												343	H	Air Force	81 60		
LAST 12 Division I GAMES:																	
				187	H	New Mexico	59 58	136	H	Boise St.	75 78						
				180	H	UNLV	69 61	148	H	Fresno St.	54 59						
				148	A	Fresno St.	66 64	234	A	Wyoming	67 66						
				343	A	Air Force	72 49	45	A	Colorado St.	54 76						
				45	H	Colorado St.	78 80	247	H	San Diego St.	78 73						
				187	A	New Mexico	57 71	343	H	Air Force	81 60						

Non-Div I Games:	Southern Ore.	92	78
------------------	---------------	----	----

San Jose St.

Loss, Non-Conf, S Site, H Home A Away N Neutral

Santa Clara

Through Games Of Feb. 15, 2016

Average RPI Win:	187	WON-LOST	WINNING	LAST 10	STRENGTH OF	OPP. STRENGTH	TEAM	ADJ.	CONF.	ADJ CONF.
Average RPI Loss:	46	RECORD	PCT. RANK	GAMES	SCHEDULE	OF SCHEDULE	RPI	RPI	RPI	RPI
DIV. I ONLY	17- 6	53	7- 3	132	74	55	55	8	8	
DIV. I NON-CONF.	7- 2	57	0- 0	275	29	87	87	9	9	
TOTALS	RPI 1-25	RPI 26-50	W-L RECORDS	RPI 51-100	RPI 101-150	RPI 150+				
17- 6	1- 2	0- 2	OVERALL	5- 2	1- 0	10- 0				
7- 2	0- 1	0- 0	HOME	2- 1	1- 0	4- 0				
9- 4	1- 1	0- 2	AWAY	3- 1	0- 0	5- 0				
1- 0	0- 0	0- 0	NEUTRAL	0- 0	0- 0	1- 0				
7- 2	1- 0	0- 2	NON-CONFERENCE	0- 0	1- 0	5- 0				
3- 0	0- 0	0- 0	HOME	0- 0	1- 0	2- 0				
3- 2	1- 0	0- 2	AWAY	0- 0	0- 0	2- 0				
1- 0	0- 0	0- 0	NEUTRAL	0- 0	0- 0	1- 0				
10- 4	0- 2	0- 0	CONFERENCE	5- 2	0- 0	5- 0				
4- 2	0- 1	0- 0	HOME	2- 1	0- 0	2- 0				
6- 2	0- 1	0- 0	AWAY	3- 1	0- 0	3- 0				
0- 0	0- 0	0- 0	NEUTRAL	0- 0	0- 0	0- 0				

RPI 1-25				RPI 26-50				RPI 51-100				RPI 101+			
RPI	S	Opponent	Score	RPI	S	Opponent	Score	RPI	S	Opponent	Score	RPI	S	Opponent	Score
6	A	Stanford	61 58	30	A	Washington	55 100	56	A	St. Mary's (CA)	73 67	133	H	Texas Tech	75 70
12	A	BYU	63 70	39	A	Southern California	46 81	83	A	San Diego	61 47	157	H	Pacific	76 52
12	H	BYU	63 68					83	H	San Diego	58 70	197	A	Cal Poly	69 63
								97	A	Gonzaga	44 53	239	A	Loyola Marymount	57 56
								97	H	Gonzaga	71 64	260	A	UC Santa Barbara	48 37
								98	A	San Francisco	59 57	260	H	UC Santa Barbara	66 48
								98	H	San Francisco	68 57	267	A	Pepperdine	62 60
												283	A	Portland	67 45
												283	H	Portland	66 47
												320	N	Evansville	62 44
												343	H	Air Force	68 34
LAST 12 Division I GAMES:															
12	A	BYU	63 70	239	A	Loyola Marymount	57 56								
83	A	San Diego	61 47	267	A	Pepperdine	62 60								
98	A	San Francisco	59 57	83	H	San Diego	58 70								
283	H	Portland	66 47	12	H	BYU	63 68								
97	H	Gonzaga	71 64	97	A	Gonzaga	44 53								
98	H	San Francisco	68 57	283	A	Portland	67 45								

Non-Div I Games: Hope Int'l 78 54 Simpson (CA) 112 34

Santa Clara

Loss, Non-Conf, S Site, H Home A Away N Neutral

Average RPI Win:	309	WON-LOST	WINNING	LAST 10	STRENGTH OF	OPP. STRENGTH	TEAM	ADJ.	CONF.	ADJ CONF.
Average RPI Loss:	183	RECORD	PCT. RANK	GAMES	SCHEDULE	OF SCHEDULE	RPI	RPI	RPI	RPI
DIV. I ONLY	5- 16	301	4- 6	239	315	300	300	31	31	
DIV. I NON-CONF.	1- 8	320	0- 0	33	126	210	210	30	30	
TOTALS	RPI 1-25	RPI 26-50	W-L RECORDS	RPI 51-100	RPI 101-150	RPI 150+				
5- 16	0- 3	0- 2	OVERALL	0- 0	0- 1	5- 10				
3- 5	0- 0	0- 1	HOME	0- 0	0- 0	3- 4				
2- 11	0- 3	0- 1	AWAY	0- 0	0- 1	2- 6				
0- 0	0- 0	0- 0	NEUTRAL	0- 0	0- 0	0- 0				
1- 8	0- 3	0- 2	NON-CONFERENCE	0- 0	0- 1	1- 2				
0- 2	0- 0	0- 1	HOME	0- 0	0- 0	0- 1				
1- 6	0- 3	0- 1	AWAY	0- 0	0- 1	1- 1				
0- 0	0- 0	0- 0	NEUTRAL	0- 0	0- 0	0- 0				
4- 8	0- 0	0- 0	CONFERENCE	0- 0	0- 0	4- 8				
3- 3	0- 0	0- 0	HOME	0- 0	0- 0	3- 3				
1- 5	0- 0	0- 0	AWAY	0- 0	0- 0	1- 5				
0- 0	0- 0	0- 0	NEUTRAL	0- 0	0- 0	0- 0				

RPI 1-25				RPI 26-50				RPI 51-100				RPI 101+ Team's RPI: 300			
RPI	S	Opponent	Score	RPI	S	Opponent	Score	RPI	S	Opponent	Score	RPI	S	Opponent	Score
17	A	Oklahoma St.	48 76	41	A	Rutgers	26 65					147	A	Jacksonville	52 65
22	A	Florida	34 99	49	H	Auburn	40 62					156	A	Hampton	53 65
25	A	Mississippi St.	25 92									225	H	Morgan St.	60 66
												251	A	N.C. A&T	31 60
												251	H	N.C. A&T	59 69
												259	A	Bethune-Cookman	44 50
												270	H	Coppin St.	57 55
												277	H	Ga. Southern	48 64
												279	A	Alabama St.	60 49
												280	A	Jacksonville St.	35 50
												294	A	Florida A&M	38 59
												303	H	UMES	60 42
												311	A	South Carolina St.	43 56
												327	H	Delaware St.	59 67
												346	A	Norfolk St.	68 53
												349	H	N.C. Central	57 39
LAST 12 Division I GAMES:															
311	A	South Carolina St.	43 56	156	A	Hampton	53 65								
270	H	Coppin St.	57 55	327	H	Delaware St.	59 67								
225	H	Morgan St.	60 66	303	H	UMES	60 42								
259	A	Bethune-Cookman	44 50	349	H	N.C. Central	57 39								
251	A	N.C. A&T	31 60	251	H	N.C. A&T	59 69								
346	A	Norfolk St.	68 53	147	A	Jacksonville	52 65								

Non-Div I Games: Columbia (SC) 101 34 Allen 72 46

Savannah St.

Loss, Non-Conf, S Site, H Home A Away N Neutral

Average RPI Win:	276	WON-LOST	WINNING	LAST 10	STRENGTH OF	OPP. STRENGTH	TEAM	ADJ.	CONF.	ADJ CONF.
Average RPI Loss:	165	RECORD	PCT. RANK	GAMES	SCHEDULE	OF SCHEDULE	RPI	RPI	RPI	RPI
DIV. I ONLY	8- 16	259	3- 7	210	294	254	254	25	25	
DIV. I NON-CONF.	5- 9	233	1- 1	103	297	181	181	25	25	
TOTALS	RPI 1-25	RPI 26-50	W-L RECORDS	RPI 51-100	RPI 101-150	RPI 150+				
8- 16	0- 0	0- 2	OVERALL	0- 3	0- 3	8- 8				
3- 6	0- 0	0- 0	HOME	0- 1	0- 2	3- 3				
5- 9	0- 0	0- 1	AWAY	0- 2	0- 1	5- 5				
0- 1	0- 0	0- 1	NEUTRAL	0- 0	0- 0	0- 0				
5- 9	0- 0	0- 2	NON-CONFERENCE	0- 2	0- 3	5- 2				
1- 4	0- 0	0- 0	HOME	0- 1	0- 2	1- 1				
4- 4	0- 0	0- 1	AWAY	0- 1	0- 1	4- 1				
0- 1	0- 0	0- 1	NEUTRAL	0- 0	0- 0	0- 0				
3- 7	0- 0	0- 0	CONFERENCE	0- 1	0- 0	3- 6				
2- 2	0- 0	0- 0	HOME	0- 0	0- 0	2- 2				
1- 5	0- 0	0- 0	AWAY	0- 1	0- 0	1- 4				
0- 0	0- 0	0- 0	NEUTRAL	0- 0	0- 0	0- 0				

RPI S	Opponent	Score	RPI S	Opponent	Score	RPI S	Opponent	Score	RPI S	Opponent	Score	Team's RPI: 254
30	A Washington	55 96	58	A Oregon	62 82	132	A Idaho	60 64				
38	N Princeton	48 85	66	H UC Riverside	70 92	136	H Boise St.	66 84				
			100	A New Mexico St.	54 69	150	H Long Beach St.	57 69				
						160	H Montana St.	51 80				
						207	A UTRGV	74 71				
						209	A Montana	58 44				
						220	H Utah Valley	44 61				
						222	A Idaho St.	67 83				
						228	A Grand Canyon	53 60				
						228	H Grand Canyon	54 67				
						239	A Loyola Marymount	78 69				
						245	A CSU Bakersfield	68 76				
						287	A CSUN	62 56				
						296	A UMKC	43 64				
						296	H UMKC	69 63				
						310	H Denver	59 51				
						324	A Portland St.	85 64				
						334	A Chicago St.	49 57				
						334	H Chicago St.	59 45				
LAST 12 Division I GAMES:												
228	A Grand Canyon	53 60	100	A New Mexico St.	54 69							
296	A UMKC	43 64	245	A CSU Bakersfield	68 76							
334	A Chicago St.	49 57	334	H Chicago St.	59 45							
228	H Grand Canyon	54 67	296	H UMKC	69 63							
220	H Utah Valley	44 61	287	A CSUN	62 56							
207	A UTRGV	74 71	150	H Long Beach St.	57 69							

Non-Div I Games: Evergreen St. 81 38

Seattle

Average RPI Win:	127	WON-LOST	WINNING	LAST 10	STRENGTH OF	OPP. STRENGTH	TEAM	ADJ.	CONF.	ADJ CONF.
Average RPI Loss:	50	RECORD	PCT. RANK	GAMES	SCHEDULE	OF SCHEDULE	RPI	RPI	RPI	RPI
DIV. I ONLY	18- 7	58	5- 5	50	39	34	34	6	6	
DIV. I NON-CONF.	10- 1	19	0- 0	40	41	5	5	6	6	
TOTALS	RPI 1-25	RPI 26-50	W-L RECORDS	RPI 51-100	RPI 101-150	RPI 150+				
18- 7	1- 1	3- 3	OVERALL	5- 3	4- 0	5- 0				
9- 3	0- 1	2- 1	HOME	2- 1	1- 0	4- 0				
7- 4	1- 0	0- 2	AWAY	3- 2	2- 0	1- 0				
2- 0	0- 0	1- 0	NEUTRAL	0- 0	1- 0	0- 0				
10- 1	0- 0	3- 1	NON-CONFERENCE	2- 0	2- 0	3- 0				
5- 0	0- 0	2- 0	HOME	0- 0	0- 0	3- 0				
3- 1	0- 0	0- 1	AWAY	2- 0	1- 0	0- 0				
2- 0	0- 0	1- 0	NEUTRAL	0- 0	1- 0	0- 0				
8- 6	1- 1	0- 2	CONFERENCE	3- 3	2- 0	2- 0				
4- 3	0- 1	0- 1	HOME	2- 1	1- 0	1- 0				
4- 3	1- 0	0- 1	AWAY	1- 2	1- 0	1- 0				
0- 0	0- 0	0- 0	NEUTRAL	0- 0	0- 0	0- 0				

RPI 1-25				RPI 26-50				Team's RPI: 34	RPI 51-100				RPI 101+			
RPI	S	Opponent	Score	RPI	S	Opponent	Score		RPI	S	Opponent	Score	RPI	S	Opponent	Score
20	A	DePaul	83 74	26	A	Georgia	52 70		54	A	Villanova	45 55	121	N	UNI	57 49
20	H	DePaul	74 86	38	H	Princeton	71 64		54	H	Villanova	60 50	137	H	Xavier	82 66
				41	H	Rutgers	77 49		82	A	Marquette	82 89	141	A	Creighton	86 82
				42	A	St. John's (NY)	69 71		82	H	Marquette	99 68	144	A	UT Arlington	61 54
				42	H	St. John's (NY)	64 72		86	A	Saint Joseph's	66 54	165	H	Fordham	66 54
				46	N	North Carolina St.	58 55		87	A	Georgetown	83 75	194	H	Butler	98 77
									87	H	Georgetown	65 73	235	H	Bryant	93 57
									99	A	Liberty	92 56	255	A	Providence	64 54
													333	H	Saint Peter's	81 65
LAST 12 Division I GAMES:																
54	H	Villanova	60 50	137	H	Xavier	82 66									
87	H	Georgetown	65 73	87	A	Georgetown	83 75									
42	H	St. John's (NY)	64 72	54	A	Villanova	45 55									
82	A	Marquette	82 89	42	A	St. John's (NY)	69 71									
20	A	DePaul	83 74	20	H	DePaul	74 86									
194	H	Butler	98 77	82	H	Marquette	99 68									

Non-Div I Games:

Seton Hall

Average RPI Win: 268	WON-LOST	WINNING	LAST 10	STRENGTH OF	OPP. STRENGTH	TEAM	ADJ.	CONF.	ADJ CONF.
Average RPI Loss: 176	RECORD	PCT. RANK	GAMES	SCHEDULE	OF SCHEDULE	RPI	RPI	RPI	RPI
DIV. I ONLY	12- 14	192	1- 5	261	278	217	217	23	23
DIV. I NON-CONF.	3- 7	248	1- 1	185	324	224	224	24	24
TOTALS	RPI 1-25	RPI 26-50	W-L RECORDS	RPI 51-100	RPI 101-150	RPI 150+			
12- 14	0- 0	0- 1	OVERALL	0- 1	0- 4	12- 8			
5- 4	0- 0	0- 0	HOME	0- 1	0- 2	5- 1			
6- 9	0- 0	0- 1	AWAY	0- 0	0- 2	6- 6			
1- 1	0- 0	0- 0	NEUTRAL	0- 0	0- 0	1- 1			
3- 7	0- 0	0- 1	NON-CONFERENCE	0- 1	0- 1	3- 4			
0- 2	0- 0	0- 0	HOME	0- 1	0- 0	0- 1			
2- 4	0- 0	0- 1	AWAY	0- 0	0- 1	2- 2			
1- 1	0- 0	0- 0	NEUTRAL	0- 0	0- 0	1- 1			
9- 7	0- 0	0- 0	CONFERENCE	0- 0	0- 3	9- 4			
5- 2	0- 0	0- 0	HOME	0- 0	0- 2	5- 0			
4- 5	0- 0	0- 0	AWAY	0- 0	0- 1	4- 4			
0- 0	0- 0	0- 0	NEUTRAL	0- 0	0- 0	0- 0			

RPI S	Opponent	Score	RPI S	Opponent	Score	RPI S	Opponent	Score	RPI S	Opponent	Score	Team's RPI: 217
40	A St. Bonaventure	40 57	53	H Albany (NY)	42 61	107	A Quinnipiac	52 94				
						107	H Quinnipiac	59 69				
						111	H Iona	51 64				
						145	A Southern Ill.	54 73				
						172	H Northeastern	67 70				
						183	A Marist	37 66				
						202	A Canisius	58 52				
						202	H Canisius	61 57				
						212	A Fairfield	55 67				
						225	N Morgan St.	69 46				
						227	A Manhattan	49 56				
						227	H Manhattan	60 59				
						243	A New Hampshire	57 53				
						250	A Navy	58 59				
						274	A Monmouth	69 63				
						274	H Monmouth	64 54				
						279	N Alabama St.	53 57				
						286	A Rider	58 70				
						286	H Rider	66 45				
						291	A Colgate	50 52				
						302	A Niagara	59 51				
						312	A Fairleigh Dickinson	81 65				
						333	A Saint Peter's	64 55				
						333	H Saint Peter's	59 58				
LAST 12 Division I GAMES:												
225	N	Morgan St.	69	46	333	A	Saint Peter's	64	55			
279	N	Alabama St.	53	57	183	A	Marist	37	66			
227	A	Manhattan	49	56	107	A	Quinnipiac	52	94			
111	H	Iona	51	64	202	H	Canisius	61	57			
212	A	Fairfield	55	67	286	A	Rider	58	70			
107	H	Quinnipiac	59	69	274	H	Monmouth	64	54			

Non-Div I Games:

Siena

Average RPI Win: 243	WON-LOST	WINNING	LAST 10	STRENGTH OF	OPP. STRENGTH	TEAM	ADJ.	CONF.	ADJ CONF.
Average RPI Loss: 147	RECORD	PCT. RANK	GAMES	SCHEDULE	OF SCHEDULE	RPI	RPI	RPI	RPI
DIV. I ONLY	9- 12	215	6- 4	177	220	208	208	16	16
DIV. I NON-CONF.	2- 5	253	0- 0	190	269	241	241	14	14
TOTALS	RPI 1-25	RPI 26-50	W-L RECORDS	RPI 51-100	RPI 101-150	RPI 150+			
9- 12	0- 1	0- 2	OVERALL	0- 0	1- 4	8- 5			
4- 6	0- 1	0- 1	HOME	0- 0	1- 2	3- 2			
5- 6	0- 0	0- 1	AWAY	0- 0	0- 1	5- 3			
0- 0	0- 0	0- 0	NEUTRAL	0- 0	0- 0	0- 0			
2- 5	0- 1	0- 0	NON-CONFERENCE	0- 0	0- 1	2- 3			
0- 3	0- 1	0- 0	HOME	0- 0	0- 1	0- 1			
2- 2	0- 0	0- 0	AWAY	0- 0	0- 0	2- 2			
0- 0	0- 0	0- 0	NEUTRAL	0- 0	0- 0	0- 0			
7- 7	0- 0	0- 2	CONFERENCE	0- 0	1- 3	6- 2			
4- 3	0- 0	0- 1	HOME	0- 0	1- 1	3- 1			
3- 4	0- 0	0- 1	AWAY	0- 0	0- 2	3- 1			
0- 0	0- 0	0- 0	NEUTRAL	0- 0	0- 0	0- 0			

RPI 1-25				RPI 26-50				RPI 51-100				RPI 101+ Team's RPI: 208			
RPI	S	Opponent	Score	RPI	S	Opponent	Score	RPI	S	Opponent	Score	RPI	S	Opponent	Score
22	H	Florida	60 72	43	A	Arkansas St.	51 58					135	A	Little Rock	43 74
				43	H	Arkansas St.	53 66					135	H	Little Rock	34 47
												143	H	UAB	39 53
												144	H	UT Arlington	59 55
												149	A	La.-Lafayette	50 69
												152	A	Southern Miss.	51 71
												179	A	Troy	75 71
												181	A	Southern U.	45 50
												211	H	Texas St.	71 73
												228	A	Grand Canyon	59 56
												257	H	Appalachian St.	71 55
												271	A	Georgia St.	60 52
												271	H	Georgia St.	83 45
												273	H	UCF	36 77
												277	A	Ga. Southern	43 57
												277	H	Ga. Southern	48 45
												279	A	Alabama St.	47 43
												285	A	La.-Monroe	63 57
LAST 12 Division I GAMES:															
277	H	Ga. Southern	48 45	285	A	La.-Monroe	63 57								
271	H	Georgia St.	83 45	149	A	La.-Lafayette	50 69								
135	A	Little Rock	43 74	144	H	UT Arlington	59 55								
43	A	Arkansas St.	51 58	211	H	Texas St.	71 73								
257	H	Appalachian St.	71 55	271	A	Georgia St.	60 52								
179	A	Troy	75 71	277	A	Ga. Southern	43 57								

Non-Div I Games: Spring Hill 64 49 William Carey 66 30

South Ala.

■ Loss,
 ■ Non-Conf, S Site,
 ■ Home
 ■ Away
 N Neutral

South Carolina

Through Games Of Feb. 15, 2016

Average RPI Win:	95	WON-LOST	WINNING	LAST 10	STRENGTH OF	OPP. STRENGTH	TEAM	ADJ.	CONF.	ADJ CONF.
Average RPI Loss:	2	RECORD	PCT. RANK	GAMES	SCHEDULE	OF SCHEDULE	RPI	RPI	RPI	RPI
DIV. I ONLY	24- 1	3	9- 1	8	4	3	3	2	2	
DIV. I NON-CONF.	12- 1	9	0- 1	74	8	11	11	2	2	
TOTALS	RPI 1-25	RPI 26-50	W-L RECORDS	RPI 51-100	RPI 101-150	RPI 150+				
24- 1	10- 1	2- 0	OVERALL	3- 0	2- 0	7- 0				
12- 1	4- 1	1- 0	HOME	2- 0	1- 0	4- 0				
9- 0	5- 0	1- 0	AWAY	1- 0	1- 0	1- 0				
3- 0	1- 0	0- 0	NEUTRAL	0- 0	0- 0	2- 0				
12- 1	3- 1	0- 0	NON-CONFERENCE	2- 0	1- 0	6- 0				
6- 1	1- 1	0- 0	HOME	2- 0	0- 0	3- 0				
3- 0	1- 0	0- 0	AWAY	0- 0	1- 0	1- 0				
3- 0	1- 0	0- 0	NEUTRAL	0- 0	0- 0	2- 0				
12- 0	7- 0	2- 0	CONFERENCE	1- 0	1- 0	1- 0				
6- 0	3- 0	1- 0	HOME	0- 0	1- 0	1- 0				
6- 0	4- 0	1- 0	AWAY	1- 0	0- 0	0- 0				
0- 0	0- 0	0- 0	NEUTRAL	0- 0	0- 0	0- 0				

RPI	S	Opponent	Score	RPI	S	Opponent	Score	RPI	S	Opponent	Score	RPI	S	Opponent	Score
2	H	UConn	54 66	33	H	Missouri	83 58	51	H	Duke	66 55	126	A	Hawaii	67 51
5	H	Ohio St.	88 80	49	A	Auburn	74 58	71	A	Vanderbilt	71 61	131	H	Arkansas	85 32
7	N	Arizona St.	60 58					92	H	Elon	78 63	156	H	Hampton	86 48
10	A	UCLA	68 65									162	H	Ole Miss	81 62
14	A	Texas A&M	70 63									174	N	East Carolina	88 57
14	H	Texas A&M	59 58									241	A	Clemson	67 41
15	A	Tennessee	62 56									245	N	CSU Bakersfield	90 71
18	A	Kentucky	73 62									292	H	UNCG	92 44
18	H	Kentucky	78 68									313	H	Winthrop	86 37
22	H	Florida	86 71												
25	A	Mississippi St.	57 51												
LAST 12 Division I GAMES:															
15	A	Tennessee	62 56	25	A	Mississippi St.	57 51								
22	H	Florida	86 71	49	A	Auburn	74 58								
2	H	UConn	54 66	14	H	Texas A&M	59 58								
18	H	Kentucky	78 68	18	A	Kentucky	73 62								
14	A	Texas A&M	70 63	33	H	Missouri	83 58								
162	H	Ole Miss	81 62	71	A	Vanderbilt	71 61								

Non-Div I Games:

South Carolina

Loss, Non-Conf, S Site, H Home A Away N Neutral

Season Carolina B&C				Through Games Of Feb. 15, 1918						
Average RPI Win:	314	WON-LOST	WINNING	LAST 10	STRENGTH OF	OPP. STRENGTH	TEAM	ADJ.	CONF.	ADJ CONF.
Average RPI Loss:	212	RECORD	PCT. RANK	GAMES	SCHEDULE	OF SCHEDULE	RPI	RPI	RPI	RPI
DIV. I ONLY	8- 12	230	5- 5	343	328	311	311	31	31	
DIV. I NON-CONF.	2- 6	272	0- 1	307	242	295	295	30	30	
TOTALS	RPI 1-25	RPI 26-50	W-L RECORDS	RPI 51-100	RPI 101-150	RPI 150+				
8- 12	0- 0	0- 0	OVERALL	0- 0	0- 3	8- 9				
5- 3	0- 0	0- 0	HOME	0- 0	0- 0	5- 3				
3- 8	0- 0	0- 0	AWAY	0- 0	0- 2	3- 6				
0- 1	0- 0	0- 0	NEUTRAL	0- 0	0- 1	0- 0				
2- 6	0- 0	0- 0	NON-CONFERENCE	0- 0	0- 3	2- 3				
1- 0	0- 0	0- 0	HOME	0- 0	0- 0	1- 0				
1- 5	0- 0	0- 0	AWAY	0- 0	0- 2	1- 3				
0- 1	0- 0	0- 0	NEUTRAL	0- 0	0- 1	0- 0				
6- 6	0- 0	0- 0	CONFERENCE	0- 0	0- 0	6- 6				
4- 3	0- 0	0- 0	HOME	0- 0	0- 0	4- 3				
2- 3	0- 0	0- 0	AWAY	0- 0	0- 0	2- 3				
0- 0	0- 0	0- 0	NEUTRAL	0- 0	0- 0	0- 0				

RPI 1-25				RPI 26-50				RPI 51-100				RPI 101+				Team's RPI: 311	
RPI	S	Opponent	Score	RPI	S	Opponent	Score	RPI	S	Opponent	Score	RPI	S	Opponent	Score		
												125	N	Central Ark.	38	51	
												143	A	UAB	38	71	
												147	A	Jacksonville	47	79	
												154	A	Davidson	51	63	
												156	A	Hampton	50	63	
												217	A	Furman	46	59	
												225	H	Morgan St.	56	62	
												241	A	Clemson	54	63	
												251	H	N.C. A&T	54	57	
												259	A	Bethune-Cookman	50	65	
												270	H	Coppin St.	67	63	
												294	A	Florida A&M	68	62	
												300	H	Savannah St.	56	43	
												303	H	UMES	56	63	
												307	H	Wofford	60	47	
												319	A	North Florida	53	48	
												327	A	Delaware St.	61	79	
												327	H	Delaware St.	61	48	
												346	A	Norfolk St.	60	52	
												349	H	N.C. Central	58	51	
LAST 12 Division I GAMES:																	
				300	H	Savannah St.	56	43	303	H	UMES	56	63				
				225	H	Morgan St.	56	62	327	H	Delaware St.	61	48				
				270	H	Coppin St.	67	63	251	H	N.C. A&T	54	57				
				327	A	Delaware St.	61	79	349	H	N.C. Central	58	51				
				156	A	Hampton	50	63	147	A	Jacksonville	47	79				
				346	A	Norfolk St.	60	52	125	N	Central Ark.	38	51				

Non-Div I Games:	Morris	90	39	Southern Wesleyan	75	52
------------------	--------	----	----	-------------------	----	----

South Carolina St.

■ Loss, ■ Non-Conf, S Site, H Home A Away N Neutral

Average RPI Win:	215	WON-LOST	WINNING	LAST 10	STRENGTH OF	OPP. STRENGTH	TEAM	ADJ.	CONF.	ADJ CONF.
Average RPI Loss:	81	RECORD	PCT. RANK	GAMES	SCHEDULE	OF SCHEDULE	RPI	RPI	RPI	RPI
DIV. I ONLY	19- 5	34	10- 0	268	101	79	79	18	18	
DIV. I NON-CONF.	8- 4	99	0- 0	204	10	88	88	19	19	
TOTALS	RPI 1-25	RPI 26-50	W-L RECORDS	RPI 51-100	RPI 101-150	RPI 150+				
19- 5	0- 0	0- 2	OVERALL	2- 1	4- 2	13- 0				
9- 1	0- 0	0- 1	HOME	1- 0	3- 0	5- 0				
9- 4	0- 0	0- 1	AWAY	1- 1	1- 2	7- 0				
1- 0	0- 0	0- 0	NEUTRAL	0- 0	0- 0	1- 0				
8- 4	0- 0	0- 2	NON-CONFERENCE	1- 1	2- 1	5- 0				
3- 1	0- 0	0- 1	HOME	1- 0	1- 0	1- 0				
4- 3	0- 0	0- 1	AWAY	0- 1	1- 1	3- 0				
1- 0	0- 0	0- 0	NEUTRAL	0- 0	0- 0	1- 0				
11- 1	0- 0	0- 0	CONFERENCE	1- 0	2- 1	8- 0				
6- 0	0- 0	0- 0	HOME	0- 0	2- 0	4- 0				
5- 1	0- 0	0- 0	AWAY	1- 0	0- 1	4- 0				
0- 0	0- 0	0- 0	NEUTRAL	0- 0	0- 0	0- 0				

RPI 1-25			RPI 26-50			RPI 51-100			Team's RPI: 79			RPI 101+			
RPI	S	Opponent	Score	RPI	S	Opponent	Score	RPI	S	Opponent	Score	RPI	S	Opponent	Score
				30	H	Washington	64 77	62	A	South Dakota St.	63 58	108	H	Drake	92 87
				48	A	Kansas St.	81 84	70	A	Utah	59 66	116	H	IUPUI	65 59
								82	H	Marquette	97 69	121	A	UNI	43 64
												128	A	North Dakota	73 70
												138	A	Oral Roberts	56 60
												138	H	Oral Roberts	71 48
												163	A	Illinois	85 76
												171	A	Fla. Atlantic	76 53
												190	A	San Jose St.	87 77
												226	A	Western Ill.	102 77
												257	N	Appalachian St.	87 60
												276	A	Omaha	70 55
												276	H	Omaha	82 76
												309	A	North Dakota St.	96 94
												309	H	North Dakota St.	80 54
												310	A	Denver	79 33
												310	H	Denver	85 60
												324	H	Portland St.	103 61
												328	H	IPFW	92 60
LAST 12 Division I GAMES:															
				138	H	Oral Roberts	71 48					328	H	IPFW	92 60
				276	A	Omaha	70 55					62	A	South Dakota St.	63 58
				310	A	Denver	79 33					309	A	North Dakota St.	96 94
				309	H	North Dakota St.	80 54					276	H	Omaha	82 76
				226	A	Western Ill.	102 77					138	A	Oral Roberts	56 60
				116	H	IUPUI	65 59					310	H	Denver	85 60

Non-Div I Games: Dakota Wesleyan 94 54

South Dakota

Average RPI Win:	209	WON-LOST	WINNING	LAST 10	STRENGTH OF	OPP. STRENGTH	TEAM	ADJ.	CONF.	ADJ CONF.
Average RPI Loss:	29	RECORD	PCT. RANK	GAMES	SCHEDULE	OF SCHEDULE	RPI	RPI	RPI	RPI
DIV. I ONLY	21- 4	20	9- 1	173	114	62	62	18	18	
DIV. I NON-CONF.	10- 3	61	0- 0	58	16	36	36	19	19	
TOTALS	RPI 1-25	RPI 26-50	W-L RECORDS	RPI 51-100	RPI 101-150	RPI 150+				
21- 4	1- 3	0- 0	OVERALL	0- 1	7- 0	13- 0				
12- 2	1- 1	0- 0	HOME	0- 1	4- 0	7- 0				
7- 1	0- 1	0- 0	AWAY	0- 0	2- 0	5- 0				
2- 1	0- 1	0- 0	NEUTRAL	0- 0	1- 0	1- 0				
10- 3	1- 3	0- 0	NON-CONFERENCE	0- 0	4- 0	5- 0				
6- 1	1- 1	0- 0	HOME	0- 0	2- 0	3- 0				
2- 1	0- 1	0- 0	AWAY	0- 0	1- 0	1- 0				
2- 1	0- 1	0- 0	NEUTRAL	0- 0	1- 0	1- 0				
11- 1	0- 0	0- 0	CONFERENCE	0- 1	3- 0	8- 0				
6- 1	0- 0	0- 0	HOME	0- 1	2- 0	4- 0				
5- 0	0- 0	0- 0	AWAY	0- 0	1- 0	4- 0				
0- 0	0- 0	0- 0	NEUTRAL	0- 0	0- 0	0- 0				

RPI 1-25				RPI 26-50				RPI 51-100				RPI 101+ Team's RPI: 62			
RPI	S	Opponent	Score	RPI	S	Opponent	Score	RPI	S	Opponent	Score	RPI	S	Opponent	Score
1	H	Notre Dame	64 75					79	H	South Dakota	58 63	116	H	IUPUI	68 66
11	N	Maryland	55 62									121	H	UNI	89 86
20	H	DePaul	88 79									127	N	Pittsburgh	55 54
23	A	Green Bay	57 58									131	H	Arkansas	76 69
												138	A	Oral Roberts	68 50
												138	H	Oral Roberts	60 48
												141	A	Creighton	53 51
												161	N	Old Dominion	71 39
												169	H	Northern Colo.	66 62
												183	H	Marist	77 68
												226	H	Western Ill.	85 63
												252	A	Bowling Green	58 45
												276	A	Omaha	65 47
												276	H	Omaha	68 58
												309	A	North Dakota St.	81 63
												309	H	North Dakota St.	81 47
												310	A	Denver	76 39
												324	H	Portland St.	74 65
												328	A	IPFW	61 42
												328	H	IPFW	92 64
LAST 12 Division I GAMES:															
328	H	IPFW	92 64	116	H	IUPUI	68 66								
138	H	Oral Roberts	60 48	79	H	South Dakota	58 63								
309	H	North Dakota St.	81 47	328	A	IPFW	61 42								
276	A	Omaha	65 47	276	H	Omaha	68 58								
138	A	Oral Roberts	68 50	309	A	North Dakota St.	81 63								
226	H	Western Ill.	85 63	310	A	Denver	76 39								

Non-Div I Games:

South Dakota St.

■ Loss,
 ■ Non-Conf, S Site,
 ■ Home
 ■ Away
 N Neutral

Team RPI				Through Games Of Feb. 15, 2010						
Average RPI Win:	157	WON-LOST	WINNING	LAST 10	STRENGTH OF	OPP. STRENGTH	TEAM	ADJ.	CONF.	ADJ CONF.
Average RPI Loss:	37	RECORD	PCT. RANK	GAMES	SCHEDULE	OF SCHEDULE	RPI	RPI	RPI	RPI
DIV. I ONLY	18- 7	58	3- 3	68	45	44	44	9	9	
DIV. I NON-CONF.	7- 4	110	0- 2	10	11	27	27	7	7	
TOTALS	RPI 1-25	RPI 26-50	W-L RECORDS	RPI 51-100	RPI 101-150	RPI 150+				
18- 7	1- 4	0- 1	OVERALL	4- 1	3- 1	10- 0				
13- 1	1- 1	0- 0	HOME	3- 0	3- 0	6- 0				
5- 5	0- 1	0- 0	AWAY	1- 1	0- 0	4- 0				
0- 1	0- 1	0- 0	NEUTRAL	0- 0	0- 0	0- 0				
7- 4	1- 3	0- 1	NON-CONFERENCE	2- 0	3- 0	1- 0				
7- 0	1- 0	0- 0	HOME	2- 0	3- 0	1- 0				
0- 3	0- 2	0- 1	AWAY	0- 0	0- 0	0- 0				
0- 1	0- 1	0- 0	NEUTRAL	0- 0	0- 0	0- 0				
11- 3	0- 1	0- 0	CONFERENCE	2- 1	0- 1	9- 0				
6- 1	0- 1	0- 0	HOME	1- 0	0- 0	5- 0				
5- 2	0- 0	0- 0	AWAY	1- 1	0- 1	4- 0				
0- 0	0- 0	0- 0	NEUTRAL	0- 0	0- 0	0- 0				

RPI	S	Opponent	Score	RPI	S	Opponent	Score	RPI	S	Opponent	Score	RPI	S	Opponent	Score
2	H	UConn	59 75	42	A	St. John's (NY)	70 74	63	H	Chattanooga	61 33	109	A	Memphis	87 88
4	A	Baylor	63 66					64	A	Temple	66 68	118	H	Harvard	86 59
16	A	Louisville	50 67					80	A	Tulane	71 67	130	H	Penn St.	101 79
17	H	Oklahoma St.	68 46					80	H	Tulane	77 65	147	H	Jacksonville	74 52
25	N	Mississippi St.	58 68					88	H	Drexel	73 58	159	A	SMU	66 48
												159	H	SMU	83 56
												174	A	East Carolina	61 59
												174	H	East Carolina	75 54
												194	H	Butler	87 77
												219	A	Cincinnati	78 51
												219	H	Cincinnati	82 49
												261	H	Houston	73 49
												273	A	UCF	88 49
												273	H	UCF	108 63
LAST 12 Division I GAMES:															
4	A	Baylor	63 66	159	A	SMU	66 48								
16	A	Louisville	50 67	261	H	Houston	73 49								
219	A	Cincinnati	78 51	273	A	UCF	88 49								
80	H	Tulane	77 65	109	A	Memphis	87 88								
64	A	Temple	66 68	174	H	East Carolina	75 54								
219	H	Cincinnati	82 49	80	A	Tulane	71 67								

Non-Div I Games:

South Fla.

■ Loss,
 ■ Non-Conf,
 ■ S Site,
 ■ Home
 ■ A Away
 N Neutral

Average RPI Win:	271	WON-LOST	WINNING	LAST 10	STRENGTH OF	OPP. STRENGTH	TEAM	ADJ.	CONF.	ADJ CONF.
Average RPI Loss:	152	RECORD	PCT. RANK	GAMES	SCHEDULE	OF SCHEDULE	RPI	RPI	RPI	RPI
DIV. I ONLY	12- 12	167	2- 5	245	301	199	199	24	24	
DIV. I NON-CONF.	5- 6	180	0- 1	177	342	186	186	23	23	
TOTALS	RPI 1-25	RPI 26-50	W-L RECORDS	RPI 51-100	RPI 101-150	RPI 150+				
12- 12	0- 0	0- 1	OVERALL	0- 4	1- 2	11- 5				
6- 3	0- 0	0- 0	HOME	0- 1	1- 2	5- 0				
6- 7	0- 0	0- 1	AWAY	0- 2	0- 0	6- 4				
0- 2	0- 0	0- 0	NEUTRAL	0- 1	0- 0	0- 1				
5- 6	0- 0	0- 1	NON-CONFERENCE	0- 2	0- 2	5- 1				
1- 2	0- 0	0- 0	HOME	0- 0	0- 2	1- 0				
4- 2	0- 0	0- 1	AWAY	0- 1	0- 0	4- 0				
0- 2	0- 0	0- 0	NEUTRAL	0- 1	0- 0	0- 1				
7- 6	0- 0	0- 0	CONFERENCE	0- 2	1- 0	6- 4				
5- 1	0- 0	0- 0	HOME	0- 1	1- 0	4- 0				
2- 5	0- 0	0- 0	AWAY	0- 1	0- 0	2- 4				
0- 0	0- 0	0- 0	NEUTRAL	0- 0	0- 0	0- 0				

RPI S	Opponent	Score	RPI S	Opponent	Score	RPI S	Opponent	Score	RPI S	Opponent	Score	Team's RPI: 199
			33 A	Missouri	32 74	66 N	UC Riverside	67 85	102 H	Belmont	81 74	
						75 A	Saint Louis	52 67	125 H	Central Ark.	54 63	
						96 A	UT Martin	65 95	145 H	Southern Ill.	72 87	
						96 H	UT Martin	74 84	166 A	SIUE	73 80	
									198 A	Eastern Ky.	55 56	
									222 N	Idaho St.	64 65	
									226 A	Western Ill.	89 84	
									265 H	Tennessee St.	75 65	
									268 H	Austin Peay	71 69	
									269 A	Murray St.	61 80	
									269 H	Murray St.	96 59	
									275 A	Tennessee Tech	60 57	
									280 H	Jacksonville St.	61 47	
									295 A	Wichita St.	66 62	
									296 H	UMKC	78 65	
									298 A	Morehead St.	89 79	
									335 A	Lipscomb	84 69	
									336 A	Eastern Ill.	59 64	
									345 A	Alabama A&M	69 58	
LAST 12 Division I GAMES:												
			66 N	UC Riverside	67 85	96 H	UT Martin	74 84				
			269 A	Murray St.	61 80	166 A	SIUE	73 80				
			96 A	UT Martin	65 95	275 A	Tennessee Tech	60 57				
			336 A	Eastern Ill.	59 64	280 H	Jacksonville St.	61 47				
			269 H	Murray St.	96 59	198 A	Eastern Ky.	55 56				
			268 H	Austin Peay	71 69	298 A	Morehead St.	89 79				

Non-Div I Games: Harris-Stowe 78 66 William Woods 94 58

Southeast Mo. St.

■ Loss,
 ■ Non-Conf,
 ■ S Site,
 ■ Home
 ■ Away
 N Neutral

Average RPI Win:	282	WON-LOST	WINNING	LAST 10	STRENGTH OF	OPP. STRENGTH	TEAM	ADJ.	CONF.	ADJ CONF.
Average RPI Loss:	168	RECORD	PCT. RANK	GAMES	SCHEDULE	OF SCHEDULE	RPI	RPI	RPI	RPI
DIV. I ONLY	4- 19	319	2- 8	171	261	305	305	28	28	
DIV. I NON-CONF.	1- 10	330	0- 0	124	193	276	276	26	26	
TOTALS	RPI 1-25	RPI 26-50	W-L RECORDS	RPI 51-100	RPI 101-150	RPI 150+				
4- 19	0- 1	0- 1	OVERALL	0- 3	0- 5	4- 9				
3- 7	0- 0	0- 1	HOME	0- 1	0- 0	3- 5				
1- 12	0- 1	0- 0	AWAY	0- 2	0- 5	1- 4				
0- 0	0- 0	0- 0	NEUTRAL	0- 0	0- 0	0- 0				
1- 10	0- 1	0- 1	NON-CONFERENCE	0- 2	0- 3	1- 3				
0- 4	0- 0	0- 1	HOME	0- 0	0- 0	0- 3				
1- 6	0- 1	0- 0	AWAY	0- 2	0- 3	1- 0				
0- 0	0- 0	0- 0	NEUTRAL	0- 0	0- 0	0- 0				
3- 9	0- 0	0- 0	CONFERENCE	0- 1	0- 2	3- 6				
3- 3	0- 0	0- 0	HOME	0- 1	0- 0	3- 2				
0- 6	0- 0	0- 0	AWAY	0- 0	0- 2	0- 4				
0- 0	0- 0	0- 0	NEUTRAL	0- 0	0- 0	0- 0				

RPI 1-25				RPI 26-50				RPI 51-100				RPI 101+ Team's RPI: 305			
RPI	S	Opponent	Score	RPI	S	Opponent	Score	RPI	S	Opponent	Score	RPI	S	Opponent	Score
25	A	Mississippi St.	41 81	49	H	Auburn	68 80	61	H	Abilene Christian	72 88	123	A	Northwestern St.	62 82
								84	A	Georgia Tech	49 102	125	A	Central Ark.	58 80
								94	A	Wright St.	72 106	131	A	Arkansas	53 97
												133	A	Texas Tech	51 113
												137	A	Xavier	27 67
												168	A	McNeese St.	79 96
												168	H	McNeese St.	74 83
												179	H	Troy	90 100
												233	H	Stephen F. Austin	65 56
												236	A	Sam Houston St.	56 80
												249	A	Houston Baptist	56 64
												278	H	Lamar	73 66
												285	H	La.-Monroe	84 88
												294	A	Florida A&M	62 57
												306	H	Jackson St.	72 79
												322	H	Incarinate Word	66 70
												323	H	Nicholls St.	78 68
												326	A	A&M-Corpus Christi	67 69
LAST 12 Division I GAMES:															
323	H	Nicholls St.	78 68	326	A	A&M-Corpus Christi	67 69								
168	H	McNeese St.	74 83	322	H	Incarinate Word	66 70								
61	H	Abilene Christian	72 88	278	H	Lamar	73 66								
125	A	Central Ark.	58 80	249	A	Houston Baptist	56 64								
123	A	Northwestern St.	62 82	236	A	Sam Houston St.	56 80								
168	A	McNeese St.	79 96	233	H	Stephen F. Austin	65 56								

Non-Div I Games:

Southeastern La.

■ Loss,
 ■ Non-Conf,
 ■ S Site,
 ■ Home
 ■ A Away
 N Neutral

Average RPI Win:	133	WON-LOST	WINNING	LAST 10	STRENGTH OF	OPP. STRENGTH	TEAM	ADJ.	CONF.	ADJ CONF.
Average RPI Loss:	43	RECORD	PCT. RANK	GAMES	SCHEDULE	OF SCHEDULE	RPI	RPI	RPI	RPI
DIV. I ONLY	17- 8	76	4- 6	23	46	39	39	1	1	
DIV. I NON-CONF.	11- 0	1	0- 0	64	303	6	6	1	1	
TOTALS	RPI 1-25	RPI 26-50	W-L RECORDS	RPI 51-100	RPI 101-150	RPI 150+				
17- 8	1- 4	1- 2	OVERALL	7- 1	3- 0	5- 1				
11- 3	1- 2	0- 1	HOME	5- 0	1- 0	4- 0				
3- 5	0- 2	0- 1	AWAY	2- 1	1- 0	0- 1				
3- 0	0- 0	1- 0	NEUTRAL	0- 0	1- 0	1- 0				
11- 0	0- 0	1- 0	NON-CONFERENCE	3- 0	2- 0	5- 0				
7- 0	0- 0	0- 0	HOME	2- 0	1- 0	4- 0				
1- 0	0- 0	0- 0	AWAY	1- 0	0- 0	0- 0				
3- 0	0- 0	1- 0	NEUTRAL	0- 0	1- 0	1- 0				
6- 8	1- 4	0- 2	CONFERENCE	4- 1	1- 0	0- 1				
4- 3	1- 2	0- 1	HOME	3- 0	0- 0	0- 0				
2- 5	0- 2	0- 1	AWAY	1- 1	1- 0	0- 1				
0- 0	0- 0	0- 0	NEUTRAL	0- 0	0- 0	0- 0				

RPI 1-25				RPI 26-50				Team's RPI: 39	RPI 51-100				RPI 101+			
RPI	S	Opponent	Score	RPI	S	Opponent	Score		RPI	S	Opponent	Score	RPI	S	Opponent	Score
6	H	Stanford	47 57	30	A	Washington	60 69		53	H	Albany (NY)	68 67	111	N	Iona	76 56
7	A	Arizona St.	68 69	30	H	Washington	53 61		55	H	Santa Clara	81 46	112	A	Arizona	67 57
9	H	Oregon St.	49 57	37	N	West Virginia	78 67		58	H	Oregon	74 67	150	H	Long Beach St.	69 43
10	A	UCLA	73 78						70	A	Utah	70 59	178	A	Colorado	63 66
10	H	UCLA	71 68						73	A	Washington St.	61 73	180	H	UNLV	73 42
									73	H	Washington St.	64 62	228	N	Grand Canyon	75 44
									78	H	California	61 47	294	H	Florida A&M	88 45
									97	A	Gonzaga	60 56	330	H	Southern Utah	71 32
													332	H	UC Irvine	75 56
LAST 12 Division I GAMES:																
73	H	Washington St.	64 62	78	H	California	61 47									
30	H	Washington	53 61	6	H	Stanford	47 57									
7	A	Arizona St.	68 69	30	A	Washington	60 69									
112	A	Arizona	67 57	73	A	Washington St.	61 73									
178	A	Colorado	63 66	10	H	UCLA	71 68									
70	A	Utah	70 59	58	H	Oregon	74 67									

Non-Div I Games: Hope Int'l 92 43

Southern California

Loss, Non-Conf, S Site, H Home A Away N Neutral

Average RPI Win: 237	WON-LOST	WINNING	LAST 10	STRENGTH OF	OPP. STRENGTH	TEAM	ADJ.	CONF.	ADJ CONF.
Average RPI Loss: 138	RECORD	PCT. RANK	GAMES	SCHEDULE	OF SCHEDULE	RPI	RPI	RPI	RPI
DIV. I ONLY	15- 9	99	3- 1	251	206	145	145	21	21
DIV. I NON-CONF.	7- 5	135	1- 0	129	217	121	121	17	17
TOTALS	RPI 1-25	RPI 26-50	W-L RECORDS	RPI 51-100	RPI 101-150	RPI 150+			
15- 9	0- 1	0- 0	OVERALL	0- 2	3- 2	12- 4			
8- 3	0- 0	0- 0	HOME	0- 1	0- 1	8- 1			
7- 6	0- 1	0- 0	AWAY	0- 1	3- 1	4- 3			
0- 0	0- 0	0- 0	NEUTRAL	0- 0	0- 0	0- 0			
7- 5	0- 1	0- 0	NON-CONFERENCE	0- 1	1- 2	6- 1			
4- 2	0- 0	0- 0	HOME	0- 1	0- 1	4- 0			
3- 3	0- 1	0- 0	AWAY	0- 0	1- 1	2- 1			
0- 0	0- 0	0- 0	NEUTRAL	0- 0	0- 0	0- 0			
8- 4	0- 0	0- 0	CONFERENCE	0- 1	2- 0	6- 3			
4- 1	0- 0	0- 0	HOME	0- 0	0- 0	4- 1			
4- 3	0- 0	0- 0	AWAY	0- 1	2- 0	2- 2			
0- 0	0- 0	0- 0	NEUTRAL	0- 0	0- 0	0- 0			

RPI	S	Opponent	Score	RPI	S	Opponent	Score	RPI	S	Opponent	Score	RPI	S	Opponent	Score	Team's RPI: 145
20	A	DePaul	61 105					85	A	Missouri St.	77 82	108	A	Drake	77 67	
								96	H	UT Martin	63 70	109	A	Memphis	58 61	
												120	A	Mercer	55 52	
												121	A	UNI	65 60	
												142	H	Marshall	55 61	
												163	A	Illinois	64 78	
												166	H	SIUE	71 57	
												167	A	Loyola Chicago	59 83	
												167	H	Loyola Chicago	68 69	
												199	A	Southeast Mo. St.	87 72	
												217	H	Siena	73 54	
												232	H	Indiana St.	76 64	
												265	H	Tennessee St.	79 70	
												269	A	Murray St.	70 57	
												295	A	Wichita St.	48 57	
												298	H	Morehead St.	102 69	
												299	A	Bradley	65 51	
												299	H	Bradley	75 49	
												315	H	Illinois St.	76 71	
												320	A	Evansville	66 63	
												320	H	Evansville	74 56	
LAST 12 Division I GAMES:																
265	H	Tennessee St.	79 70	85	A	Missouri St.	77 82									
320	A	Evansville	66 63	295	A	Wichita St.	48 57									
299	A	Bradley	65 51	320	H	Evansville	74 56									
167	A	Loyola Chicago	59 83	167	H	Loyola Chicago	68 69									
315	H	Illinois St.	76 71	299	H	Bradley	75 49									
232	H	Indiana St.	76 64	121	A	UNI	65 60									

Non-Div I Games:

Southern Ill.

■ Loss,
 ■ Non-Conf,
 ■ S Site,
 ■ Home
 ■ A Away
 N Neutral

Average RPI Win:	227	WON-LOST	WINNING	LAST 10	STRENGTH OF	OPP. STRENGTH	TEAM	ADJ.	CONF.	ADJ CONF.
Average RPI Loss:	102	RECORD	PCT. RANK	GAMES	SCHEDULE	OF SCHEDULE	RPI	RPI	RPI	RPI
DIV. I ONLY	11- 11	167	1- 3	154	121	152	152	12	12	
DIV. I NON-CONF.	6- 4	125	1- 1	100	157	105	105	10	10	
TOTALS	RPI 1-25	RPI 26-50	W-L RECORDS	RPI 51-100	RPI 101-150	RPI 150+				
11- 11	0- 2	0- 1	OVERALL	0- 3	1- 2	10- 3				
10- 0	0- 0	0- 0	HOME	0- 0	1- 0	9- 0				
1- 10	0- 2	0- 1	AWAY	0- 3	0- 1	1- 3				
0- 1	0- 0	0- 0	NEUTRAL	0- 0	0- 1	0- 0				
6- 4	0- 2	0- 0	NON-CONFERENCE	0- 1	1- 1	5- 0				
5- 0	0- 0	0- 0	HOME	0- 0	1- 0	4- 0				
1- 3	0- 2	0- 0	AWAY	0- 1	0- 0	1- 0				
0- 1	0- 0	0- 0	NEUTRAL	0- 0	0- 1	0- 0				
5- 7	0- 0	0- 1	CONFERENCE	0- 2	0- 1	5- 3				
5- 0	0- 0	0- 0	HOME	0- 0	0- 0	5- 0				
0- 7	0- 0	0- 1	AWAY	0- 2	0- 1	0- 3				
0- 0	0- 0	0- 0	NEUTRAL	0- 0	0- 0	0- 0				

RPI	S	Opponent	Score	RPI	S	Opponent	Score	RPI	S	Opponent	Score	RPI	S	Opponent	Score	Team's RPI: 152
4	A	Baylor	42 97	31	A	UTEP	64 72	63	A	Chattanooga	48 53	101	N	North Carolina	62 69	
25	A	Mississippi St.	65 78					74	A	Middle Tenn.	44 74	122	H	Samford	56 48	
								95	A	Charlotte	59 80	143	A	UAB	49 53	
												161	A	Old Dominion	45 53	
												162	H	Ole Miss	57 38	
												171	H	Fla. Atlantic	89 80	
												176	A	Louisiana Tech	37 72	
												176	H	Louisiana Tech	69 59	
												208	H	South Ala.	71 51	
												224	H	North Texas	57 38	
												242	H	Rice	68 62	
												246	A	UTSA	41 47	
												275	A	Tennessee Tech	69 57	
												279	H	Alabama St.	65 44	
												288	H	FIU	82 55	
												348	H	Mississippi Val.	71 55	
LAST 12 Division I GAMES:																
122	H	Samford	56 48	246	A	UTSA	41 47									
63	A	Chattanooga	48 53	31	A	UTEP	64 72									
74	A	Middle Tenn.	44 74	176	A	Louisiana Tech	37 72									
143	A	UAB	49 53	288	H	FIU	82 55									
242	H	Rice	68 62	171	H	Fla. Atlantic	89 80									
224	H	North Texas	57 38	161	A	Old Dominion	45 53									

Non-Div I Games: William Carey 75 34

Southern Miss.

Average RPI Win:	303	WON-LOST	WINNING	LAST 10	STRENGTH OF	OPP. STRENGTH	TEAM	ADJ.	CONF.	ADJ CONF.
Average RPI Loss:	114	RECORD	PCT. RANK	GAMES	SCHEDULE	OF SCHEDULE	RPI	RPI	RPI	RPI
DIV. I ONLY	11- 9	144	8- 2	278	297	181	181	32	32	
DIV. I NON-CONF.	1- 6	311	0- 0	12	5	171	171	31	31	
TOTALS	RPI 1-25	RPI 26-50	W-L RECORDS	RPI 51-100	RPI 101-150	RPI 150+				
11- 9	0- 2	0- 1	OVERALL	0- 2	0- 1	11- 3				
7- 1	0- 0	0- 0	HOME	0- 0	0- 0	7- 1				
4- 8	0- 1	0- 1	AWAY	0- 2	0- 1	4- 2				
0- 0	0- 0	0- 0	NEUTRAL	0- 0	0- 0	0- 0				
1- 6	0- 2	0- 1	NON-CONFERENCE	0- 2	0- 1	1- 0				
1- 0	0- 0	0- 0	HOME	0- 0	0- 0	1- 0				
0- 6	0- 2	0- 1	AWAY	0- 2	0- 1	0- 0				
0- 0	0- 0	0- 0	NEUTRAL	0- 0	0- 0	0- 0				
10- 3	0- 0	0- 0	CONFERENCE	0- 0	0- 0	10- 3				
6- 1	0- 0	0- 0	HOME	0- 0	0- 0	6- 1				
4- 2	0- 0	0- 0	AWAY	0- 0	0- 0	4- 2				
0- 0	0- 0	0- 0	NEUTRAL	0- 0	0- 0	0- 0				

RPI 1-25				RPI 26-50				RPI 51-100				RPI 101+ Team's RPI: 181			
RPI	S	Opponent	Score	RPI	S	Opponent	Score	RPI	S	Opponent	Score	RPI	S	Opponent	Score
11	A	Maryland	61 94	48	A	Kansas St.	47 59	69	A	Nebraska	38 89	103	A	Iowa St.	46 86
14	A	Texas A&M	47 88					80	A	Tulane	48 77	186	A	Grambling	52 65
												186	H	Grambling	80 68
												208	H	South Ala.	50 45
												238	A	Texas Southern	45 59
												279	H	Alabama St.	59 60
												290	A	Prairie View	65 55
												306	A	Jackson St.	66 57
												306	H	Jackson St.	84 57
												320	H	Alcorn	66 57
												338	A	Ark.-Pine Bluff	78 61
												338	H	Ark.-Pine Bluff	74 70
												345	H	Alabama A&M	77 38
												348	A	Mississippi Val.	99 36
												348	H	Mississippi Val.	78 26
LAST 12 Division I GAMES:															
348	H	Mississippi Val.	78 26	279	H	Alabama St.	59 60								
338	H	Ark.-Pine Bluff	74 70	348	A	Mississippi Val.	99 36								
306	A	Jackson St.	66 57	338	A	Ark.-Pine Bluff	78 61								
186	A	Grambling	52 65	306	H	Jackson St.	84 57								
320	H	Alcorn	66 57	186	H	Grambling	80 68								
345	H	Alabama A&M	77 38	290	A	Prairie View	65 55								

Non-Div I Games: Tougaloo 81 48 Spring Hill 65 46

Southern U.

Loss, Non-Conf, S Site, H Home A Away N Neutral

Southern Utah

Through Games Of Feb. 15, 2016

Average RPI Win:	315	WON-LOST	WINNING	LAST 10	STRENGTH OF	OPP. STRENGTH	TEAM	ADJ.	CONF.	ADJ CONF.
Average RPI Loss:	178	RECORD	PCT. RANK	GAMES	SCHEDULE	OF SCHEDULE	RPI	RPI	RPI	RPI
DIV. I ONLY	2- 21	342	0- 10	144	312	330	330	20	20	
DIV. I NON-CONF.	2- 8	290	0- 0	279	277	327	327	21	21	
TOTALS	RPI 1-25	RPI 26-50	W-L RECORDS	RPI 51-100	RPI 101-150	RPI 150+				
2- 21	0- 0	0- 1	OVERALL	0- 2	0- 3	2- 15				
2- 7	0- 0	0- 0	HOME	0- 0	0- 1	2- 6				
0- 13	0- 0	0- 1	AWAY	0- 2	0- 2	0- 8				
0- 1	0- 0	0- 0	NEUTRAL	0- 0	0- 0	0- 1				
2- 8	0- 0	0- 1	NON-CONFERENCE	0- 2	0- 0	2- 5				
2- 1	0- 0	0- 0	HOME	0- 0	0- 0	2- 1				
0- 6	0- 0	0- 1	AWAY	0- 2	0- 0	0- 3				
0- 1	0- 0	0- 0	NEUTRAL	0- 0	0- 0	0- 1				
0- 13	0- 0	0- 0	CONFERENCE	0- 0	0- 3	0- 10				
0- 6	0- 0	0- 0	HOME	0- 0	0- 1	0- 5				
0- 7	0- 0	0- 0	AWAY	0- 0	0- 2	0- 5				
0- 0	0- 0	0- 0	NEUTRAL	0- 0	0- 0	0- 0				

RPI S	Opponent	Score	RPI S	Opponent	Score	RPI S	Opponent	Score	RPI S	Opponent	Score	Team's RPI: 330
			39 A	Southern California	32 71	93 A	TCU	47 76	128 A	North Dakota	56 68	
						100 A	New Mexico St.	60 74	132 A	Idaho	48 93	
									132 H	Idaho	51 62	
									160 A	Montana St.	59 86	
									160 H	Montana St.	66 87	
									169 A	Northern Colo.	44 64	
									175 A	Eastern Wash.	53 64	
									175 H	Eastern Wash.	82 85	
									180 A	UNLV	44 79	
									187 A	New Mexico	48 70	
									192 H	Weber St.	51 69	
									209 A	Montana	60 66	
									209 H	Montana	50 81	
									220 A	Utah Valley	58 70	
									222 H	Idaho St.	67 71	
									251 N	N.C. A&T	65 78	
									272 A	Northern Ariz.	48 57	
									287 H	CSUN	67 65	
									332 H	UC Irvine	58 63	
									343 H	Air Force	75 56	
LAST 12 Division I GAMES:												
160 H	Montana St.	66 87	128 A	North Dakota	56 68							
209 H	Montana	50 81	169 A	Northern Colo.	44 64							
175 A	Eastern Wash.	53 64	132 H	Idaho	51 62							
132 A	Idaho	48 93	175 H	Eastern Wash.	82 85							
192 H	Weber St.	51 69	272 A	Northern Ariz.	48 57							
222 H	Idaho St.	67 71	209 A	Montana	60 66							

Non-Div I Games:

Southern Utah

■ Loss,
 ■ Non-Conf,
 ■ S Site,
 ■ Home
 ■ A Away
 N Neutral

Average RPI Win:	158	WON-LOST	WINNING	LAST 10	STRENGTH OF	OPP. STRENGTH	TEAM	ADJ.	CONF.	ADJ CONF.
Average RPI Loss:	95	RECORD	PCT. RANK	GAMES	SCHEDULE	OF SCHEDULE	RPI	RPI	RPI	RPI
DIV. I ONLY	20- 5	32	3- 3	126	85	40	40	7	7	
DIV. I NON-CONF.	11- 2	28	0- 1	148	81	35	35	8	8	
TOTALS	RPI 1-25	RPI 26-50	W-L RECORDS	RPI 51-100	RPI 101-150	RPI 150+				
20- 5	0- 2	1- 0	OVERALL	4- 1	4- 1	11- 1				
14- 0	0- 0	1- 0	HOME	3- 0	3- 0	7- 0				
6- 5	0- 1	0- 0	AWAY	1- 1	1- 1	4- 0				
0- 0	0- 0	0- 0	NEUTRAL	0- 0	0- 0	0- 0				
11- 2	0- 1	1- 0	NON-CONFERENCE	1- 1	4- 0	5- 0				
8- 0	0- 0	1- 0	HOME	1- 0	3- 0	3- 0				
3- 2	0- 1	0- 0	AWAY	0- 1	1- 0	2- 0				
0- 0	0- 0	0- 0	NEUTRAL	0- 0	0- 0	0- 0				
9- 3	0- 1	0- 0	CONFERENCE	3- 0	0- 1	6- 1				
6- 0	0- 0	0- 0	HOME	2- 0	0- 0	4- 0				
3- 3	0- 1	0- 0	AWAY	1- 0	0- 1	2- 1				
0- 0	0- 0	0- 0	NEUTRAL	0- 0	0- 0	0- 0				

RPI 1-25				RPI 26-50				Team's RPI: 40				RPI 51-100				RPI 101+			
RPI	S	Opponent	Score	RPI	S	Opponent	Score	RPI	S	Opponent	Score	RPI	S	Opponent	Score	RPI	S	Opponent	Score
20	A	DePaul	54 77	35	H	James Madison	56 45	52	A	Dayton	59 54	104	A	VCU	47 52				
21	A	Duquesne	62 74					75	H	Saint Louis	80 59	114	H	Toledo	74 63				
								86	H	Saint Joseph's	65 51	130	H	Penn St.	70 60				
								87	H	Georgetown	69 54	134	H	Buffalo	59 32				
								88	A	Drexel	46 58	139	A	Stony Brook	73 68				
												154	A	Davidson	59 47				
												164	H	George Mason	70 55				
												165	H	Fordham	55 41				
												177	H	Detroit	84 73				
												191	A	Rhode Island	69 56				
												202	A	Canisius	59 47				
												205	H	Richmond	66 43				
												217	H	Siena	57 40				
												240	A	Massachusetts	60 69				
												240	H	Massachusetts	66 41				
												291	A	Colgate	62 38				
												302	H	Niagara	67 55				
LAST 12 Division I GAMES:																			
88	A	Drexel	46 58	21	A	Duquesne	62 74												
240	A	Massachusetts	60 69	52	A	Dayton	59 54												
75	H	Saint Louis	80 59	164	H	George Mason	70 55												
104	A	VCU	47 52	154	A	Davidson	59 47												
205	H	Richmond	66 43	240	H	Massachusetts	66 41												
86	H	Saint Joseph's	65 51	165	H	Fordham	55 41												

Non-Div I Games:

St. Bonaventure

Average RPI Win:	294	WON-LOST	WINNING	LAST 10	STRENGTH OF	OPP. STRENGTH	TEAM	ADJ.	CONF.	ADJ CONF.
Average RPI Loss:	252	RECORD	PCT. RANK	GAMES	SCHEDULE	OF SCHEDULE	RPI	RPI	RPI	RPI
DIV. I ONLY	6- 19	296	3- 7	340	346	340	340	30	30	
DIV. I NON-CONF.	3- 8	258	0- 0	330	315	322	322	32	32	
TOTALS	RPI 1-25	RPI 26-50	W-L RECORDS	RPI 51-100	RPI 101-150	RPI 150+				
6- 19	0- 0	0- 0	OVERALL	0- 3	0- 0	6- 16				
2- 8	0- 0	0- 0	HOME	0- 1	0- 0	2- 7				
3- 10	0- 0	0- 0	AWAY	0- 1	0- 0	3- 9				
1- 1	0- 0	0- 0	NEUTRAL	0- 1	0- 0	1- 0				
3- 8	0- 0	0- 0	NON-CONFERENCE	0- 3	0- 0	3- 5				
1- 2	0- 0	0- 0	HOME	0- 1	0- 0	1- 1				
1- 5	0- 0	0- 0	AWAY	0- 1	0- 0	1- 4				
1- 1	0- 0	0- 0	NEUTRAL	0- 1	0- 0	1- 0				
3- 11	0- 0	0- 0	CONFERENCE	0- 0	0- 0	3- 11				
1- 6	0- 0	0- 0	HOME	0- 0	0- 0	1- 6				
2- 5	0- 0	0- 0	AWAY	0- 0	0- 0	2- 5				
0- 0	0- 0	0- 0	NEUTRAL	0- 0	0- 0	0- 0				

RPI 1-25			RPI 26-50			RPI 51-100			RPI 101+			Team's RPI: 340
RPI	S	Opponent	Score	RPI	S	Opponent	Score	RPI	S	Opponent	Score	Score
						72 H Army West Point	35 74	196 H Robert Morris			53 62	
						84 A Georgia Tech	51 89	227 A Manhattan			53 61	
						87 N Georgetown	52 74	235 A Bryant			58 57	
								235 H Bryant			42 70	
								237 A Sacred Heart			55 63	
								237 H Sacred Heart			51 68	
								256 H Loyola Maryland			64 54	
								263 H Saint Francis (PA)			76 83	
								266 A Central Conn. St.			61 65	
								274 A Monmouth			54 63	
								286 H Rider			59 71	
								289 A Vermont			59 55	
								312 A Fairleigh Dickinson			61 65	
								312 H Fairleigh Dickinson			88 78	
								325 A LIU Brooklyn			71 51	
								325 H LIU Brooklyn			62 65	
								331 A Lafayette			59 77	
								333 A Saint Peter's			40 44	
								339 A Mt. St. Mary's			56 66	
								344 A Wagner			53 70	
								344 H Wagner			78 82	
								346 N Norfolk St.			59 55	
LAST 12 Division I GAMES:												
235 A Bryant			58 57	344 A Wagner			53 70					
325 H LIU Brooklyn			62 65	325 A LIU Brooklyn			71 51					
312 H Fairleigh Dickinson			88 78	235 H Bryant			42 70					
237 A Sacred Heart			55 63	237 H Sacred Heart			51 68					
344 H Wagner			78 82	263 H Saint Francis (PA)			76 83					
266 A Central Conn. St.			61 65	196 H Robert Morris			53 62					

Non-Div I Games:

St. Francis Brooklyn

■ Loss,
 ■ Non-Conf,
 ■ S Site,
 ■ H Home
 ■ A Away
 N Neutral

Average RPI Win:	151	WON-LOST	WINNING	LAST 10	STRENGTH OF	OPP. STRENGTH	TEAM	ADJ.	CONF.	ADJ CONF.
Average RPI Loss:	37	RECORD	PCT. RANK	GAMES	SCHEDULE	OF SCHEDULE	RPI	RPI	RPI	RPI
DIV. I ONLY	18- 7	58	6- 4	72	49	42	42	6	6	
DIV. I NON-CONF.	9- 2	37	0- 0	133	77	29	29	6	6	
TOTALS	RPI 1-25	RPI 26-50	W-L RECORDS	RPI 51-100	RPI 101-150	RPI 150+				
18- 7	0- 4	4- 0	OVERALL	3- 3	2- 0	9- 0				
10- 2	0- 1	2- 0	HOME	2- 1	1- 0	5- 0				
8- 5	0- 3	2- 0	AWAY	1- 2	1- 0	4- 0				
0- 0	0- 0	0- 0	NEUTRAL	0- 0	0- 0	0- 0				
9- 2	0- 2	2- 0	NON-CONFERENCE	0- 0	0- 0	7- 0				
5- 0	0- 0	1- 0	HOME	0- 0	0- 0	4- 0				
4- 2	0- 2	1- 0	AWAY	0- 0	0- 0	3- 0				
0- 0	0- 0	0- 0	NEUTRAL	0- 0	0- 0	0- 0				
9- 5	0- 2	2- 0	CONFERENCE	3- 3	2- 0	2- 0				
5- 2	0- 1	1- 0	HOME	2- 1	1- 0	1- 0				
4- 3	0- 1	1- 0	AWAY	1- 2	1- 0	1- 0				
0- 0	0- 0	0- 0	NEUTRAL	0- 0	0- 0	0- 0				

RPI 1-25				RPI 26-50				RPI 51-100				RPI 101+			
RPI	S	Opponent	Score	RPI	S	Opponent	Score	RPI	S	Opponent	Score	RPI	S	Opponent	Score
10	A	UCLA	58 73	34	A	Seton Hall	72 64	54	A	Villanova	54 58	137	H	Xavier	57 41
20	A	DePaul	71 77	34	H	Seton Hall	71 69	54	H	Villanova	59 71	141	A	Creighton	66 55
20	H	DePaul	61 71	41	A	Rutgers	69 62	82	A	Marquette	64 67	158	H	Yale	69 56
21	A	Duquesne	57 76	44	H	South Fla.	74 70	82	H	Marquette	81 77	183	H	Marist	61 47
								87	A	Georgetown	65 60	194	H	Butler	68 41
								87	H	Georgetown	63 55	195	A	Kansas	86 71
												212	H	Fairfield	73 54
												237	H	Sacred Heart	67 54
												255	A	Providence	80 61
												273	A	UCF	70 42
												332	A	UC Irvine	85 63
LAST 12 Division I GAMES:															
87	H	Georgetown	63 55	194	H	Butler	68 41								
54	H	Villanova	59 71	54	A	Villanova	54 58								
34	A	Seton Hall	72 64	87	A	Georgetown	65 60								
20	A	DePaul	71 77	34	H	Seton Hall	71 69								
82	A	Marquette	64 67	82	H	Marquette	81 77								
137	H	Xavier	57 41	20	H	DePaul	61 71								

Non-Div I Games:

St. John's (NY)

St. Mary's (CA)

Through Games Of Feb. 15, 2016

Average RPI Win:	165	WON-LOST	WINNING	LAST 10	STRENGTH OF	OPP. STRENGTH	TEAM	ADJ.	CONF.	ADJ CONF.
Average RPI Loss:	95	RECORD	PCT. RANK	GAMES	SCHEDULE	OF SCHEDULE	RPI	RPI	RPI	RPI
DIV. I ONLY	19- 6	42	8- 2	95	95	56	56	8	8	
DIV. I NON-CONF.	9- 2	37	0- 0	134	93	65	65	9	9	
TOTALS	RPI 1-25	RPI 26-50	W-L RECORDS	RPI 51-100	RPI 101-150	RPI 150+				
19- 6	0- 2	0- 1	OVERALL	7- 1	1- 0	11- 2				
8- 4	0- 1	0- 1	HOME	2- 1	1- 0	5- 1				
10- 2	0- 1	0- 0	AWAY	4- 0	0- 0	6- 1				
1- 0	0- 0	0- 0	NEUTRAL	1- 0	0- 0	0- 0				
9- 2	0- 0	0- 1	NON-CONFERENCE	3- 0	1- 0	5- 1				
4- 2	0- 0	0- 1	HOME	1- 0	1- 0	2- 1				
4- 0	0- 0	0- 0	AWAY	1- 0	0- 0	3- 0				
1- 0	0- 0	0- 0	NEUTRAL	1- 0	0- 0	0- 0				
10- 4	0- 2	0- 0	CONFERENCE	4- 1	0- 0	6- 1				
4- 2	0- 1	0- 0	HOME	1- 1	0- 0	3- 0				
6- 2	0- 1	0- 0	AWAY	3- 0	0- 0	3- 1				
0- 0	0- 0	0- 0	NEUTRAL	0- 0	0- 0	0- 0				

RPI 1-25				RPI 26-50				RPI 51-100				RPI 101+			
RPI	S	Opponent	Score	RPI	S	Opponent	Score	RPI	S	Opponent	Score	RPI	S	Opponent	Score
12	A	BYU	59 65	33	H	Missouri	78 95	54	N	Villanova	67 60	148	H	Fresno St.	83 81
12	H	BYU	44 65					55	H	Santa Clara	67 73	157	A	Pacific	82 73
								73	H	Washington St.	75 71	157	H	Pacific	83 75
								78	A	California	64 63	169	A	Northern Colo.	65 52
								83	A	San Diego	73 68	189	H	UC Davis	71 78
								83	H	San Diego	68 60	190	H	San Jose St.	91 81
								97	A	Gonzaga	69 68	197	H	Cal Poly	87 83
								98	A	San Francisco	78 68	234	A	Wyoming	70 64
												239	A	Loyola Marymount	91 81
												239	H	Loyola Marymount	72 57
												267	A	Pepperdine	58 62
												267	H	Pepperdine	88 72
												283	A	Portland	78 51
												287	A	CSUN	93 59
LAST 12 Division I GAMES:															
239	A	Loyola Marymount	91 81	97	A	Gonzaga	69 68								
267	A	Pepperdine	58 62	157	A	Pacific	82 73								
12	H	BYU	44 65	267	H	Pepperdine	88 72								
83	H	San Diego	68 60	239	H	Loyola Marymount	72 57								
157	H	Pacific	83 75	83	A	San Diego	73 68								
283	A	Portland	78 51	12	A	BYU	59 65								

Non-Div I Games:

St. Mary's (CA)

■ Loss,
 ■ Non-Conf,
 ■ S Site,
 ■ Home
 ■ A Away
 N Neutral

Average RPI Win:	91	WON-LOST	WINNING	LAST 10	STRENGTH OF	OPP. STRENGTH	TEAM	ADJ.	CONF.	ADJ CONF.
Average RPI Loss:	16	RECORD	PCT. RANK	GAMES	SCHEDULE	OF SCHEDULE	RPI	RPI	RPI	RPI
DIV. I ONLY	20- 6	38	7- 3	3	9	6	6	1	1	
DIV. I NON-CONF.	10- 2	33	0- 0	6	28	3	3	1	1	
TOTALS	RPI 1-25	RPI 26-50	W-L RECORDS	RPI 51-100	RPI 101-150	RPI 150+				
20- 6	1- 5	3- 0	OVERALL	10- 1	2- 0	4- 0				
11- 2	1- 1	2- 0	HOME	4- 1	1- 0	3- 0				
6- 4	0- 4	1- 0	AWAY	3- 0	1- 0	1- 0				
3- 0	0- 0	0- 0	NEUTRAL	3- 0	0- 0	0- 0				
10- 2	1- 1	1- 0	NON-CONFERENCE	5- 1	0- 0	3- 0				
5- 1	1- 0	1- 0	HOME	1- 1	0- 0	2- 0				
2- 1	0- 1	0- 0	AWAY	1- 0	0- 0	1- 0				
3- 0	0- 0	0- 0	NEUTRAL	3- 0	0- 0	0- 0				
10- 4	0- 4	2- 0	CONFERENCE	5- 0	2- 0	1- 0				
6- 1	0- 1	1- 0	HOME	3- 0	1- 0	1- 0				
4- 3	0- 3	1- 0	AWAY	2- 0	1- 0	0- 0				
0- 0	0- 0	0- 0	NEUTRAL	0- 0	0- 0	0- 0				

RPI S	Opponent	Score	RPI S	Opponent	Score	RPI S	Opponent	Score	RPI S	Opponent	Score
7	A Arizona St.	31 49	27	H George Washington	84 63	52	N Dayton	74 66	112	A Arizona	59 34
7	H Arizona St.	61 63	30	H Washington	69 53	55	H Santa Clara	58 61	112	H Arizona	82 58
8	A Texas	69 77	39	A Southern California	57 47	58	A Oregon	64 62	153	H Cornell	93 38
9	A Oregon St.	50 58				59	N Purdue	71 65	178	H Colorado	71 56
10	A UCLA	36 56				63	H Chattanooga	73 30	189	A UC Davis	74 45
15	H Tennessee	69 55				70	H Utah	72 52	245	H CSU Bakersfield	83 41
						73	H Washington St.	69 52			
						78	A California	60 55			
						78	H California	53 46			
						85	N Missouri St.	82 65			
						97	A Gonzaga	65 48			
LAST 12 Division I GAMES:											
7	H Arizona St.	61 63	10	A UCLA	36 56						
112	H Arizona	82 58	39	A Southern California	57 47						
78	A California	60 55	9	A Oregon St.	50 58						
78	H California	53 46	58	A Oregon	64 62						
73	H Washington St.	69 52	178	H Colorado	71 56						
30	H Washington	69 53	70	H Utah	72 52						

Non-Div I Games:

Stanford

■ Loss,
 ■ Non-Conf,
 ■ S Site,
 ■ H Home
 ■ A Away
 N Neutral

Average RPI Win:	239	WON-LOST	WINNING	LAST 10	STRENGTH OF	OPP. STRENGTH	TEAM	ADJ.	CONF.	ADJ CONF.
Average RPI Loss:	183	RECORD	PCT. RANK	GAMES	SCHEDULE	OF SCHEDULE	RPI	RPI	RPI	RPI
DIV. I ONLY	10- 10	167	6- 4	258	279	233	233	28	28	
DIV. I NON-CONF.	3- 5	218	0- 0	165	246	214	214	26	26	
TOTALS	RPI 1-25	RPI 26-50	W-L RECORDS	RPI 51-100	RPI 101-150	RPI 150+				
10- 10	0- 0	0- 0	OVERALL	0- 2	1- 3	9- 5				
6- 4	0- 0	0- 0	HOME	0- 1	1- 2	5- 1				
2- 4	0- 0	0- 0	AWAY	0- 1	0- 0	2- 3				
2- 2	0- 0	0- 0	NEUTRAL	0- 0	0- 1	2- 1				
3- 5	0- 0	0- 0	NON-CONFERENCE	0- 1	0- 2	3- 2				
1- 1	0- 0	0- 0	HOME	0- 0	0- 1	1- 0				
0- 2	0- 0	0- 0	AWAY	0- 1	0- 0	0- 1				
2- 2	0- 0	0- 0	NEUTRAL	0- 0	0- 1	2- 1				
7- 5	0- 0	0- 0	CONFERENCE	0- 1	1- 1	6- 3				
5- 3	0- 0	0- 0	HOME	0- 1	1- 1	4- 1				
2- 2	0- 0	0- 0	AWAY	0- 0	0- 0	2- 2				
0- 0	0- 0	0- 0	NEUTRAL	0- 0	0- 0	0- 0				

RPI 1-25				RPI 26-50				RPI 51-100				RPI 101+ Team's RPI: 233					
RPI	S	Opponent	Score	RPI	S	Opponent	Score	RPI	S	Opponent	Score	RPI	S	Opponent	Score		
								61	H	Abilene Christian	70	85	116	N	IUPUI	55	62
								93	A	TCU	55	88	123	H	Northwestern St.	68	52
													125	H	Central Ark.	53	55
													144	H	UT Arlington	63	67
													166	N	SIUE	82	74
													168	H	McNeese St.	80	55
													176	A	Louisiana Tech	44	76
													192	N	Weber St.	46	56
													232	N	Indiana St.	71	62
													236	H	Sam Houston St.	70	63
													242	H	Rice	59	45
													249	A	Houston Baptist	64	50
													278	H	Lamar	60	64
													305	A	Southeastern La.	56	65
													322	H	Incarnate Word	74	62
													326	A	A&M-Corpus Christi	71	66
													326	H	A&M-Corpus Christi	72	59
													341	A	New Orleans	57	58
LAST 12 Division I GAMES:																	
326	H	A&M-Corpus Christi	72	59	278	H	Lamar	60	64								
322	H	Incarnate Word	74	62	61	H	Abilene Christian	70	85								
249	A	Houston Baptist	64	50	341	A	New Orleans	57	58								
123	H	Northwestern St.	68	52	125	H	Central Ark.	53	55								
326	A	A&M-Corpus Christi	71	66	305	A	Southeastern La.	56	65								
236	H	Sam Houston St.	70	63	168	H	McNeese St.	80	55								

Non-Div I Games: Texas-Tyler 91 69 Tex. A&M-Commerce 75 65 LSU-Shreveport 94 39

Stephen F. Austin

Average RPI Win:	282	WON-LOST	WINNING	LAST 10	STRENGTH OF	OPP. STRENGTH	TEAM	ADJ.	CONF.	ADJ CONF.
Average RPI Loss:	127	RECORD	PCT. RANK	GAMES	SCHEDULE	OF SCHEDULE	RPI	RPI	RPI	RPI
DIV. I ONLY	13- 9	122	7- 3	305	243	182	182	29	29	
DIV. I NON-CONF.	6- 5	146	1- 0	251	136	178	178	27	27	
TOTALS	RPI 1-25	RPI 26-50	W-L RECORDS	RPI 51-100	RPI 101-150	RPI 150+				
13- 9	0- 1	0- 1	OVERALL	0- 2	1- 2	12- 3				
6- 2	0- 0	0- 0	HOME	0- 0	1- 0	5- 2				
7- 5	0- 1	0- 1	AWAY	0- 1	0- 1	7- 1				
0- 2	0- 0	0- 0	NEUTRAL	0- 1	0- 1	0- 0				
6- 5	0- 1	0- 1	NON-CONFERENCE	0- 1	0- 1	6- 1				
3- 1	0- 0	0- 0	HOME	0- 0	0- 0	3- 1				
3- 2	0- 1	0- 1	AWAY	0- 0	0- 0	3- 0				
0- 2	0- 0	0- 0	NEUTRAL	0- 1	0- 1	0- 0				
7- 4	0- 0	0- 0	CONFERENCE	0- 1	1- 1	6- 2				
3- 1	0- 0	0- 0	HOME	0- 0	1- 0	2- 1				
4- 3	0- 0	0- 0	AWAY	0- 1	0- 1	4- 1				
0- 0	0- 0	0- 0	NEUTRAL	0- 0	0- 0	0- 0				

RPI 1-25				RPI 26-50				RPI 51-100				RPI 101+				Team's RPI: 182	
RPI	S	Opponent	Score	RPI	S	Opponent	Score	RPI	S	Opponent	Score	RPI	S	Opponent	Score		
15	A	Tennessee	56 90	26	A	Georgia	55 76	60	A	FGCU	48 61	136	N	Boise St.	65 71		
								76	N	Minnesota	69 72	147	A	Jacksonville	49 69		
												147	H	Jacksonville	66 61		
												156	H	Hampton	68 59		
												204	A	USC Upstate	58 73		
												204	H	USC Upstate	56 61		
												259	A	Bethune-Cookman	62 38		
												262	A	UNCW	52 49		
												271	H	Georgia St.	72 80		
												273	H	UCF	83 68		
												277	H	Ga. Southern	79 57		
												297	A	Kennesaw St.	57 54		
												319	A	North Florida	67 56		
												319	H	North Florida	81 61		
												335	A	Lipscomb	83 62		
												336	A	Eastern Ill.	68 66		
												342	A	NJIT	74 56		
												342	H	NJIT	60 55		
LAST 12 Division I GAMES:																	
				342	A	NJIT	74 56					335	A	Lipscomb	83 62		
				204	A	USC Upstate	58 73					297	A	Kennesaw St.	57 54		
				319	A	North Florida	67 56					204	H	USC Upstate	56 61		
				147	H	Jacksonville	66 61					342	H	NJIT	60 55		
				319	H	North Florida	81 61					60	A	FGCU	48 61		
				147	A	Jacksonville	49 69					156	H	Hampton	68 59		

Non-Div I Games: Trinity Baptist 107 30 Armstrong St. 61 45 Flagler 84 47

Stetson

Stony Brook

Through Games Of Feb. 15, 2016

Average RPI Win:	237	WON-LOST	WINNING	LAST 10	STRENGTH OF	OPP. STRENGTH	TEAM	ADJ.	CONF.	ADJ CONF.
Average RPI Loss:	122	RECORD	PCT. RANK	GAMES	SCHEDULE	OF SCHEDULE	RPI	RPI	RPI	RPI
DIV. I ONLY	16- 10	102	5- 5	238	201	139	139	15	15	
DIV. I NON-CONF.	8- 5	120	0- 0	184	197	123	123	18	18	
TOTALS	RPI 1-25	RPI 26-50	W-L RECORDS	RPI 51-100	RPI 101-150	RPI 150+				
16- 10	0- 1	0- 1	OVERALL	0- 3	2- 0	14- 5				
9- 3	0- 0	0- 1	HOME	0- 0	2- 0	7- 2				
7- 7	0- 1	0- 0	AWAY	0- 3	0- 0	7- 3				
0- 0	0- 0	0- 0	NEUTRAL	0- 0	0- 0	0- 0				
8- 5	0- 1	0- 1	NON-CONFERENCE	0- 1	2- 0	6- 2				
4- 2	0- 0	0- 1	HOME	0- 0	2- 0	2- 1				
4- 3	0- 1	0- 0	AWAY	0- 1	0- 0	4- 1				
0- 0	0- 0	0- 0	NEUTRAL	0- 0	0- 0	0- 0				
8- 5	0- 0	0- 0	CONFERENCE	0- 2	0- 0	8- 3				
5- 1	0- 0	0- 0	HOME	0- 0	0- 0	5- 1				
3- 4	0- 0	0- 0	AWAY	0- 2	0- 0	3- 2				
0- 0	0- 0	0- 0	NEUTRAL	0- 0	0- 0	0- 0				

RPI 1-25				RPI 26-50				RPI 51-100				RPI 101+ Team's RPI: 139			
RPI	S	Opponent	Score	RPI	S	Opponent	Score	RPI	S	Opponent	Score	RPI	S	Opponent	Score
19	A	Syracuse	49 64	40	H	St. Bonaventure	68 73	53	A	Albany (NY)	54 73	111	H	Iona	58 53
								67	A	Hofstra	66 71	118	H	Harvard	64 63
								77	A	Maine	52 55	153	A	Cornell	58 49
												158	A	Yale	57 62
												162	H	Ole Miss	57 72
												170	A	UMBC	69 60
												170	H	UMBC	65 69
												203	A	Hartford	45 42
												203	H	Hartford	58 35
												221	A	Columbia	79 71
												225	H	Morgan St.	46 42
												230	A	Binghamton	47 54
												230	H	Binghamton	64 58
												243	A	New Hampshire	46 49
												243	H	New Hampshire	63 54
												289	H	Vermont	73 59
												314	A	UMass Lowell	64 50
												314	H	UMass Lowell	60 46
												325	H	LIU Brooklyn	71 54
												333	A	Saint Peter's	69 35
												344	A	Wagner	73 62
LAST 12 Division I GAMES:															
243	A	New Hampshire	46 49	77	A	Maine	52 55								
170	H	UMBC	65 69	53	A	Albany (NY)	54 73								
203	A	Hartford	45 42	203	H	Hartford	58 35								
314	H	UMass Lowell	60 46	243	H	New Hampshire	63 54								
230	A	Binghamton	47 54	170	A	UMBC	69 60								
289	H	Vermont	73 59	314	A	UMass Lowell	64 50								

Non-Div I Games:

Stony Brook

Loss, Non-Conf, S Site, H Home A Away N Neutral

Average RPI Win:	139	WON-LOST	WINNING	LAST 10	STRENGTH OF	OPP. STRENGTH	TEAM	ADJ.	CONF.	ADJ CONF.
Average RPI Loss:	25	RECORD	PCT. RANK	GAMES	SCHEDULE	OF SCHEDULE	RPI	RPI	RPI	RPI
DIV. I ONLY	20- 6	38	8- 2	38	36	19	19	5	5	
DIV. I NON-CONF.	10- 3	61	0- 0	68	82	44	44	5	5	
TOTALS	RPI 1-25	RPI 26-50	W-L RECORDS	RPI 51-100	RPI 101-150	RPI 150+				
20- 6	0- 5	3- 0	OVERALL	4- 0	6- 1	7- 0				
13- 2	0- 2	0- 0	HOME	3- 0	5- 0	5- 0				
5- 4	0- 3	2- 0	AWAY	1- 0	1- 1	1- 0				
2- 0	0- 0	1- 0	NEUTRAL	0- 0	0- 0	1- 0				
10- 3	0- 3	1- 0	NON-CONFERENCE	1- 0	2- 0	6- 0				
7- 1	0- 1	0- 0	HOME	1- 0	2- 0	4- 0				
1- 2	0- 2	0- 0	AWAY	0- 0	0- 0	1- 0				
2- 0	0- 0	1- 0	NEUTRAL	0- 0	0- 0	1- 0				
10- 3	0- 2	2- 0	CONFERENCE	3- 0	4- 1	1- 0				
6- 1	0- 1	0- 0	HOME	2- 0	3- 0	1- 0				
4- 2	0- 1	2- 0	AWAY	1- 0	1- 1	0- 0				
0- 0	0- 0	0- 0	NEUTRAL	0- 0	0- 0	0- 0				

RPI 1-25				RPI 26-50				RPI 51-100				RPI 101+			
RPI	S	Opponent	Score	RPI	S	Opponent	Score	RPI	S	Opponent	Score	RPI	S	Opponent	Score
1	A	Notre Dame	62 90	29	A	Miami (FL)	57 51	51	H	Duke	86 50	101	A	North Carolina	73 77
7	H	Arizona St.	54 61	30	N	Washington	66 62	84	H	Georgia Tech	71 52	110	H	Virginia Tech	60 39
11	A	Maryland	64 82	46	A	North Carolina St.	55 52	88	H	Drexel	83 62	113	H	Boston College	62 61
15	A	Tennessee	55 57					91	A	Virginia	91 57	115	A	Wake Forest	91 65
16	H	Louisville	53 71									127	H	Pittsburgh	71 48
												139	H	Stony Brook	64 49
												147	H	Jacksonville	65 49
												165	N	Fordham	76 54
												191	A	Rhode Island	57 54
												207	H	UTRGV	91 32
												225	H	Morgan St.	90 61
												241	H	Clemson	83 62
												270	H	Coppin St.	88 56
												316	H	Howard	97 48
LAST 12 Division I GAMES:															
46	A	North Carolina St.	55 52	16	H	Louisville	53 71								
91	A	Virginia	91 57	1	A	Notre Dame	62 90								
84	H	Georgia Tech	71 52	115	A	Wake Forest	91 65								
241	H	Clemson	83 62	127	H	Pittsburgh	71 48								
29	A	Miami (FL)	57 51	110	H	Virginia Tech	60 39								
113	H	Boston College	62 61	101	A	North Carolina	73 77								

Non-Div I Games:

Syracuse

■ Loss,
■ Non-Conf,
■ S Site,
■ H Home
■ A Away
N Neutral

TCU				STRENGTH OF SCHEDULE	OPP. STRENGTH OF SCHEDULE	TEAM RPI	ADJ. RPI	CONF. RPI	ADJ CONF. RPI
Average RPI Win:	200	WON-LOST RECORD	WINNING PCT. RANK						
Average RPI Loss:	34		LAST 10 GAMES						
DIV. I ONLY	13- 11	149	3- 7	45	41	93	93	3	3
DIV. I NON-CONF.	8- 3	77	0- 0	270	168	146	146	3	3

TOTALS	RPI 1-25	RPI 26-50	W-L RECORDS	RPI 51-100	RPI 101-150	RPI 150+			
13- 11	0- 8	1- 2	OVERALL	0- 0	4- 0	8- 1			
10- 5	0- 4	1- 1	HOME	0- 0	2- 0	7- 0			
3- 6	0- 4	0- 1	AWAY	0- 0	2- 0	1- 1			
0- 0	0- 0	0- 0	NEUTRAL	0- 0	0- 0	0- 0			
8- 3	0- 2	0- 0	NON-CONFERENCE	0- 0	0- 0	8- 1			
7- 1	0- 1	0- 0	HOME	0- 0	0- 0	7- 0			
1- 2	0- 1	0- 0	AWAY	0- 0	0- 0	1- 1			
0- 0	0- 0	0- 0	NEUTRAL	0- 0	0- 0	0- 0			
5- 8	0- 6	1- 2	CONFERENCE	0- 0	4- 0	0- 0			
3- 4	0- 3	1- 1	HOME	0- 0	2- 0	0- 0			
2- 4	0- 3	0- 1	AWAY	0- 0	2- 0	0- 0			
0- 0	0- 0	0- 0	NEUTRAL	0- 0	0- 0	0- 0			

RPI 1-25				RPI 26-50				RPI 51-100				Team's RPI: 93		RPI 101+			
RPI	S	Opponent	Score	RPI	S	Opponent	Score	RPI	S	Opponent	Score			RPI	S	Opponent	Score
1	H	Notre Dame	72 88	37	H	West Virginia	84 97							103	A	Iowa St.	72 62
4	A	Baylor	55 72	48	A	Kansas St.	49 58							103	H	Iowa St.	79 69
4	H	Baylor	75 81	48	H	Kansas St.	87 73							133	A	Texas Tech	78 69
8	H	Texas	58 65											133	H	Texas Tech	69 48
14	A	Texas A&M	78 82											159	A	SMU	89 79
17	A	Oklahoma St.	52 80											194	A	Butler	53 65
24	A	Oklahoma	64 77											207	H	UTRGV	71 67
24	H	Oklahoma	65 78											233	H	Stephen F. Austin	88 55
														236	H	Sam Houston St.	85 59
														285	H	La.-Monroe	80 42
														290	H	Prairie View	69 60
														330	H	Southern Utah	76 47
														341	H	New Orleans	85 36
LAST 12 Division I GAMES:																	
				103	H	Iowa St.	79 69	8	H	Texas	58 65						
				4	H	Baylor	75 81	48	A	Kansas St.	49 58						
				24	A	Oklahoma	64 77	133	H	Texas Tech	69 48						
				17	A	Oklahoma St.	52 80	4	A	Baylor	55 72						
				103	A	Iowa St.	72 62	24	H	Oklahoma	65 78						
				37	H	West Virginia	84 97	48	H	Kansas St.	87 73						

Non-Div I Games:

TCU

■ Loss,
 ■ Non-Conf, S Site,
 ■ Home
 ■ Away
 N Neutral

Average RPI Win:	181	WON-LOST	WINNING	LAST 10	STRENGTH OF	OPP. STRENGTH	TEAM	ADJ.	CONF.	ADJ CONF.
Average RPI Loss:	56	RECORD	PCT. RANK	GAMES	SCHEDULE	OF SCHEDULE	RPI	RPI	RPI	RPI
DIV. I ONLY	17- 8	76	7- 3	87	66	64	64	9	9	
DIV. I NON-CONF.	6- 5	146	0- 1	46	59	98	98	7	7	
TOTALS	RPI 1-25	RPI 26-50	W-L RECORDS	RPI 51-100	RPI 101-150	RPI 150+				
17- 8	1- 3	1- 2	OVERALL	2- 1	1- 1	12- 1				
10- 3	1- 1	1- 1	HOME	1- 1	1- 0	6- 0				
7- 5	0- 1	0- 0	AWAY	1- 0	0- 1	6- 0				
0- 0	0- 0	0- 0	NEUTRAL	0- 0	0- 0	0- 0				
6- 5	1- 1	0- 2	NON-CONFERENCE	1- 1	0- 1	4- 0				
4- 2	1- 0	0- 1	HOME	1- 1	0- 0	2- 0				
2- 3	0- 1	0- 1	AWAY	0- 0	0- 1	2- 0				
0- 0	0- 0	0- 0	NEUTRAL	0- 0	0- 0	0- 0				
11- 3	0- 2	1- 0	CONFERENCE	1- 0	1- 0	8- 1				
6- 1	0- 1	1- 0	HOME	0- 0	1- 0	4- 0				
5- 2	0- 1	0- 0	AWAY	1- 0	0- 0	4- 1				
0- 0	0- 0	0- 0	NEUTRAL	0- 0	0- 0	0- 0				

RPI	S	Opponent	Score	RPI	S	Opponent	Score	RPI	S	Opponent	Score	RPI	S	Opponent	Score
2	A	UConn	49 104	36	H	Penn	54 60	54	H	Villanova	61 55	107	A	Quinnipiac	56 58
2	H	UConn	60 85	41	A	Rutgers	51 61	80	A	Tulane	72 54	109	H	Memphis	82 58
13	A	Florida St.	47 75	44	H	South Fla.	68 66	86	H	Saint Joseph's	67 70	159	A	SMU	67 69
22	H	Florida	97 91									159	H	SMU	55 35
												165	A	Fordham	57 44
												174	A	East Carolina	83 63
												184	H	Tulsa	66 46
												219	A	Cincinnati	74 49
												219	H	Cincinnati	74 51
												237	H	Sacred Heart	92 62
												261	A	Houston	75 66
												261	H	Houston	78 48
												273	A	UCF	71 63
												282	A	La Salle	77 48
												327	H	Delaware St.	100 59
LAST 12 Division I GAMES:															
2	H	UConn	60 85	261	H	Houston	78 48								
219	A	Cincinnati	74 49	36	H	Penn	54 60								
44	H	South Fla.	68 66	2	A	UConn	49 104								
159	H	SMU	55 35	273	A	UCF	71 63								
174	A	East Carolina	83 63	219	H	Cincinnati	74 51								
80	A	Tulane	72 54	184	H	Tulsa	66 46								

Non-Div I Games:

Temple

Tennessee

Through Games Of Feb. 15, 2016

Average RPI Win:	101	WON-LOST	WINNING	LAST 10	STRENGTH OF	OPP. STRENGTH	TEAM	ADJ.	CONF.	ADJ CONF.
Average RPI Loss:	34	RECORD	PCT. RANK	GAMES	SCHEDULE	OF SCHEDULE	RPI	RPI	RPI	RPI
DIV. I ONLY	15- 10	115	4- 6	1	26	15	15	2	2	
DIV. I NON-CONF.	9- 4	95	0- 1	2	44	9	9	2	2	
TOTALS	RPI 1-25	RPI 26-50	W-L RECORDS	RPI 51-100	RPI 101-150	RPI 150+				
15- 10	2- 8	2- 0	OVERALL	4- 0	5- 2	2- 0				
11- 4	1- 3	1- 0	HOME	3- 0	5- 1	1- 0				
4- 6	1- 5	1- 0	AWAY	1- 0	0- 1	1- 0				
0- 0	0- 0	0- 0	NEUTRAL	0- 0	0- 0	0- 0				
9- 4	2- 3	0- 0	NON-CONFERENCE	2- 0	3- 1	2- 0				
7- 2	1- 1	0- 0	HOME	2- 0	3- 1	1- 0				
2- 2	1- 2	0- 0	AWAY	0- 0	0- 0	1- 0				
0- 0	0- 0	0- 0	NEUTRAL	0- 0	0- 0	0- 0				
6- 6	0- 5	2- 0	CONFERENCE	2- 0	2- 1	0- 0				
4- 2	0- 2	1- 0	HOME	1- 0	2- 0	0- 0				
2- 4	0- 3	1- 0	AWAY	1- 0	0- 1	0- 0				
0- 0	0- 0	0- 0	NEUTRAL	0- 0	0- 0	0- 0				

RPI 1-25				RPI 26-50				RPI 51-100				RPI 101+			
RPI	S	Opponent	Score	RPI	S	Opponent	Score	RPI	S	Opponent	Score	RPI	S	Opponent	Score
1	A	Notre Dame	66 79	33	A	Missouri	71 55	53	H	Albany (NY)	63 55	110	H	Virginia Tech	43 57
3	H	South Carolina	56 62	49	H	Auburn	79 52	63	H	Chattanooga	59 57	125	H	Central Ark.	102 47
6	A	Stanford	55 69					71	A	Vanderbilt	69 51	130	H	Penn St.	74 66
8	H	Texas	53 64					71	H	Vanderbilt	58 49	131	A	Arkansas	59 64
9	A	Oregon St.	53 50									131	H	Arkansas	75 57
14	A	Texas A&M	71 76									140	H	ETSU	85 49
18	A	Kentucky	63 64									146	H	Alabama	70 42
19	H	Syracuse	57 55									182	H	Stetson	90 56
22	H	Florida	66 74									295	A	Wichita St.	58 51
25	A	Mississippi St.	63 65												
LAST 12 Division I GAMES:															
3	H	South Carolina	56 62	18	A	Kentucky	63 64								
71	A	Vanderbilt	69 51	71	H	Vanderbilt	58 49								
14	A	Texas A&M	71 76	1	A	Notre Dame	66 79								
131	H	Arkansas	75 57	131	A	Arkansas	59 64								
146	H	Alabama	70 42	49	H	Auburn	79 52								
25	A	Mississippi St.	63 65	22	H	Florida	66 74								

Non-Div I Games:

Tennessee

■ Loss,
■ Non-Conf, S Site,
■ Home
■ Away
N Neutral

Average RPI Win:	274	WON-LOST	WINNING	LAST 10	STRENGTH OF	OPP. STRENGTH	TEAM	ADJ.	CONF.	ADJ CONF.
Average RPI Loss:	157	RECORD	PCT. RANK	GAMES	SCHEDULE	OF SCHEDULE	RPI	RPI	RPI	RPI
DIV. I ONLY	8- 16	259	3- 7	229	225	265	265	24	24	
DIV. I NON-CONF.	3- 8	258	0- 0	114	160	216	216	23	23	
TOTALS	RPI 1-25	RPI 26-50	W-L RECORDS	RPI 51-100	RPI 101-150	RPI 150+				
8- 16	0- 2	0- 1	OVERALL	0- 1	0- 3	8- 9				
6- 2	0- 0	0- 0	HOME	0- 0	0- 0	6- 2				
1- 12	0- 2	0- 1	AWAY	0- 1	0- 3	1- 5				
1- 2	0- 0	0- 0	NEUTRAL	0- 0	0- 0	1- 2				
3- 8	0- 2	0- 1	NON-CONFERENCE	0- 0	0- 2	3- 3				
2- 0	0- 0	0- 0	HOME	0- 0	0- 0	2- 0				
0- 6	0- 2	0- 1	AWAY	0- 0	0- 2	0- 1				
1- 2	0- 0	0- 0	NEUTRAL	0- 0	0- 0	1- 2				
5- 8	0- 0	0- 0	CONFERENCE	0- 1	0- 1	5- 6				
4- 2	0- 0	0- 0	HOME	0- 0	0- 0	4- 2				
1- 6	0- 0	0- 0	AWAY	0- 1	0- 1	1- 4				
0- 0	0- 0	0- 0	NEUTRAL	0- 0	0- 0	0- 0				

RPI 1-25				RPI 26-50				RPI 51-100				RPI 101+ Team's RPI: 265			
RPI	S	Opponent	Score	RPI	S	Opponent	Score	RPI	S	Opponent	Score	RPI	S	Opponent	Score
18	A	Kentucky	39 81	47	A	Indiana	56 88	96	A	UT Martin	50 77	102	A	Belmont	65 80
25	A	Mississippi St.	54 82									105	A	Youngstown St.	58 69
												145	A	Southern Ill.	70 79
												163	A	Illinois	43 98
												166	H	SIUE	73 61
												171	N	Fla. Atlantic	64 69
												198	A	Eastern Ky.	67 78
												198	H	Eastern Ky.	66 70
												199	A	Southeast Mo. St.	65 75
												215	N	Utah St.	46 63
												238	H	Texas Southern	72 56
												268	H	Austin Peay	66 58
												269	H	Murray St.	69 58
												275	A	Tennessee Tech	60 70
												275	H	Tennessee Tech	56 64
												279	N	Alabama St.	74 64
												280	A	Jacksonville St.	55 69
												298	H	Morehead St.	78 76
												335	H	Lipscomb	77 65
												336	A	Eastern Ill.	62 53
LAST 12 Division I GAMES:															
198	A	Eastern Ky.	67 78	102	A	Belmont	65 80								
275	H	Tennessee Tech	56 64	275	A	Tennessee Tech	60 70								
298	H	Morehead St.	78 76	269	H	Murray St.	69 58								
198	H	Eastern Ky.	66 70	268	H	Austin Peay	66 58								
280	A	Jacksonville St.	55 69	166	H	SIUE	73 61								
96	A	UT Martin	50 77	336	A	Eastern Ill.	62 53								

Non-Div I Games: Lane 75 44 North Ala. 58 40

Tennessee St.

Loss, Non-Conf, S Site, H Home A Away N Neutral

Tennessee Tech

Through Games Of Feb. 15, 2016

Average RPI Win:	282	WON-LOST	WINNING	LAST 10	STRENGTH OF	OPP. STRENGTH	TEAM	ADJ.	CONF.	ADJ CONF.
Average RPI Loss:	155	RECORD	PCT. RANK	GAMES	SCHEDULE	OF SCHEDULE	RPI	RPI	RPI	RPI
DIV. I ONLY	9- 17	257	4- 6	242	222	275	275	24	24	
DIV. I NON-CONF.	4- 9	245	0- 0	145	151	244	244	23	23	
TOTALS	RPI 1-25	RPI 26-50	W-L RECORDS	RPI 51-100	RPI 101-150	RPI 150+				
9- 17	0- 1	0- 2	OVERALL	0- 2	0- 3	9- 9				
6- 8	0- 1	0- 1	HOME	0- 0	0- 2	6- 4				
3- 9	0- 0	0- 1	AWAY	0- 2	0- 1	3- 5				
0- 0	0- 0	0- 0	NEUTRAL	0- 0	0- 0	0- 0				
4- 9	0- 1	0- 2	NON-CONFERENCE	0- 1	0- 2	4- 3				
3- 5	0- 1	0- 1	HOME	0- 0	0- 1	3- 2				
1- 4	0- 0	0- 1	AWAY	0- 1	0- 1	1- 1				
0- 0	0- 0	0- 0	NEUTRAL	0- 0	0- 0	0- 0				
5- 8	0- 0	0- 0	CONFERENCE	0- 1	0- 1	5- 6				
3- 3	0- 0	0- 0	HOME	0- 0	0- 1	3- 2				
2- 5	0- 0	0- 0	AWAY	0- 1	0- 0	2- 4				
0- 0	0- 0	0- 0	NEUTRAL	0- 0	0- 0	0- 0				

RPI 1-25				RPI 26-50				RPI 51-100				RPI 101+ Team's RPI: 275			
RPI	S	Opponent	Score	RPI	S	Opponent	Score	RPI	S	Opponent	Score	RPI	S	Opponent	Score
16	H	Louisville	54 76	26	A	Georgia	48 81	74	A	Middle Tenn.	53 69	102	H	Belmont	79 80
				43	H	Arkansas St.	55 77	96	A	UT Martin	53 67	120	H	Mercer	47 63
												137	A	Xavier	47 64
												152	H	Southern Miss.	57 69
												155	A	Northern Ky.	62 88
												166	H	SIUE	68 83
												198	A	Eastern Ky.	77 72
												199	H	Southeast Mo. St.	57 60
												241	H	Clemson	53 71
												265	A	Tennessee St.	64 56
												265	H	Tennessee St.	70 60
												268	A	Austin Peay	75 91
												269	A	Murray St.	50 56
												271	H	Georgia St.	72 65
												280	A	Jacksonville St.	46 55
												280	H	Jacksonville St.	51 49
												292	A	UNCG	73 64
												295	H	Wichita St.	54 48
												298	A	Morehead St.	71 75
												335	H	Lipscomb	81 70
												336	H	Eastern Ill.	81 74
LAST 12 Division I GAMES:															
280	H	Jacksonville St.	51 49	265	H	Tennessee St.	70 60	199	H	Southeast Mo. St.	57 60				
265	A	Tennessee St.	64 56	96	A	UT Martin	53 67	268	A	Austin Peay	75 91				
280	A	Jacksonville St.	46 55	269	A	Murray St.	50 56								
102	H	Belmont	79 80	166	H	SIUE	68 83								
298	A	Morehead St.	71 75												
198	A	Eastern Ky.	77 72												

Non-Div I Games:

Tennessee Tech

■ Loss,
 ■ Non-Conf,
 ■ S Site,
 ■ H Home
 ■ A Away
 N Neutral

Average RPI Win:	113	WON-LOST	WINNING	LAST 10	STRENGTH OF	OPP. STRENGTH	TEAM	ADJ.	CONF.	ADJ CONF.
Average RPI Loss:	14	RECORD	PCT. RANK	GAMES	SCHEDULE	OF SCHEDULE	RPI	RPI	RPI	RPI
DIV. I ONLY	22- 2	6	8- 2	61	6	8	8	3	3	
DIV. I NON-CONF.	11- 0	1	0- 0	172	9	10	10	3	3	
TOTALS	RPI 1-25	RPI 26-50	W-L RECORDS	RPI 51-100	RPI 101-150	RPI 150+				
22- 2	6- 2	2- 0	OVERALL	1- 0	6- 0	7- 0				
12- 1	4- 1	0- 0	HOME	0- 0	3- 0	5- 0				
9- 1	2- 0	2- 0	AWAY	1- 0	2- 0	2- 0				
1- 0	0- 0	0- 0	NEUTRAL	0- 0	1- 0	0- 0				
11- 0	3- 0	0- 0	NON-CONFERENCE	0- 0	3- 0	5- 0				
7- 0	2- 0	0- 0	HOME	0- 0	1- 0	4- 0				
3- 0	1- 0	0- 0	AWAY	0- 0	1- 0	1- 0				
1- 0	0- 0	0- 0	NEUTRAL	0- 0	1- 0	0- 0				
11- 2	3- 2	2- 0	CONFERENCE	1- 0	3- 0	2- 0				
5- 1	2- 1	0- 0	HOME	0- 0	2- 0	1- 0				
6- 1	1- 1	2- 0	AWAY	1- 0	1- 0	1- 0				
0- 0	0- 0	0- 0	NEUTRAL	0- 0	0- 0	0- 0				

RPI	S	Opponent	Score	RPI	S	Opponent	Score	RPI	S	Opponent	Score	RPI	S	Opponent	Score
4	H	Baylor	67 80	37	A	West Virginia	65 54	93	A	TCU	65 58	103	A	Iowa St.	65 49
6	H	Stanford	77 69	48	A	Kansas St.	66 51					103	H	Iowa St.	75 54
15	A	Tennessee	64 53									123	H	Northwestern St.	86 33
17	A	Oklahoma St.	78 48									131	N	Arkansas	61 50
17	H	Oklahoma St.	70 55									133	H	Texas Tech	86 62
24	A	Oklahoma	56 74									135	A	Little Rock	66 56
24	H	Oklahoma	83 76									156	H	Hampton	79 52
25	H	Mississippi St.	53 47									195	A	Kansas	75 38
												195	H	Kansas	70 46
												202	H	Canisius	92 62
												236	H	Sam Houston St.	83 49
												242	A	Rice	70 47
												246	H	UTSA	90 53
LAST 12 Division I GAMES:															
24	A	Oklahoma	56 74	93	A	TCU	65 58	4	H	Baylor	67 80	195	A	Kansas	75 38
17	H	Oklahoma St.	70 55	17	A	Oklahoma St.	78 48	103	H	Iowa St.	75 54	133	H	Texas Tech	86 62
103	A	Iowa St.	65 49	48	A	Kansas St.	66 51	103	H	Iowa St.	75 54				
48	A	Kansas St.	66 51	195	H	Kansas	70 46	133	H	Texas Tech	86 62				
195	H	Kansas	70 46	24	H	Oklahoma	83 76								

Non-Div I Games:

Texas

Average RPI Win:	113	WON-LOST	WINNING	LAST 10	STRENGTH OF	OPP. STRENGTH	TEAM	ADJ.	CONF.	ADJ CONF.
Average RPI Loss:	28	RECORD	PCT. RANK	GAMES	SCHEDULE	OF SCHEDULE	RPI	RPI	RPI	RPI
DIV. I ONLY	18- 7	58	7- 3	5	12	14	14	2	2	
DIV. I NON-CONF.	10- 3	61	0- 0	22	17	24	24	2	2	
TOTALS	RPI 1-25	RPI 26-50	W-L RECORDS	RPI 51-100	RPI 101-150	RPI 150+				
18- 7	3- 6	2- 0	OVERALL	3- 0	4- 1	6- 0				
11- 2	2- 2	2- 0	HOME	1- 0	1- 0	5- 0				
4- 3	0- 0	0- 0	AWAY	1- 0	2- 0	1- 0				
3- 2	1- 2	0- 0	NEUTRAL	1- 0	1- 0	0- 0				
10- 3	1- 3	0- 0	NON-CONFERENCE	3- 0	2- 0	4- 0				
6- 1	0- 1	0- 0	HOME	1- 0	1- 0	4- 0				
1- 0	0- 0	0- 0	AWAY	1- 0	0- 0	0- 0				
3- 2	1- 2	0- 0	NEUTRAL	1- 0	1- 0	0- 0				
8- 4	2- 3	2- 0	CONFERENCE	0- 0	2- 1	2- 0				
5- 1	2- 1	2- 0	HOME	0- 0	0- 0	1- 0				
3- 3	0- 2	0- 0	AWAY	0- 0	2- 1	1- 0				
0- 0	0- 0	0- 0	NEUTRAL	0- 0	0- 0	0- 0				

RPI	S	Opponent	Score
3	A	South Carolina	58 59
3	H	South Carolina	63 70
5	N	Ohio St.	80 95
12	N	BYU	64 72
15	H	Tennessee	76 71
20	H	DePaul	66 80
22	A	Florida	81 83
24	N	Oklahoma	74 68
25	H	Mississippi St.	64 58

RPI	S	Opponent	Score
26	H	Georgia	73 62
33	H	Missouri	81 77

RPI	S	Opponent	Score
51	A	Duke	72 66
78	N	California	75 58
93	H	TCU	82 78

RPI	S	Opponent	Score
124	A	LSU	53 35
126	N	Hawaii	82 41
131	A	Arkansas	61 67
135	H	Little Rock	69 39
146	A	Alabama	59 56
159	H	SMU	67 55
162	A	Ole Miss	62 48
162	H	Ole Miss	81 58
181	H	Southern U.	88 47
211	H	Texas St.	87 50
290	H	Prairie View	88 30

LAST 12 Division I GAMES:

162	A	Ole Miss	62 48	33	H	Missouri	81 77
25	H	Mississippi St.	64 58	3	A	South Carolina	58 59
15	H	Tennessee	76 71	162	H	Ole Miss	81 58
22	A	Florida	81 83	124	A	LSU	53 35
3	H	South Carolina	63 70	131	A	Arkansas	61 67
146	A	Alabama	59 56	26	H	Georgia	73 62

Non-Div I Games:

Texas A&M

■ Loss,
 ■ Non-Conf, S Site,
 ■ Home
 ■ Away
 N Neutral

Average RPI Win:	290	WON-LOST	WINNING	LAST 10	STRENGTH OF	OPP. STRENGTH	TEAM	ADJ.	CONF.	ADJ CONF.
Average RPI Loss:	194	RECORD	PCT. RANK	GAMES	SCHEDULE	OF SCHEDULE	RPI	RPI	RPI	RPI
DIV. I ONLY	14- 8	94	8- 2	348	300	238	238	32	32	
DIV. I NON-CONF.	4- 6	201	0- 0	347	103	300	300	31	31	
TOTALS	RPI 1-25	RPI 26-50	W-L RECORDS	RPI 51-100	RPI 101-150	RPI 150+				
14- 8	0- 1	0- 0	OVERALL	0- 0	0- 1	14- 6				
7- 3	0- 0	0- 0	HOME	0- 0	0- 0	7- 3				
6- 5	0- 1	0- 0	AWAY	0- 0	0- 1	6- 3				
1- 0	0- 0	0- 0	NEUTRAL	0- 0	0- 0	1- 0				
4- 6	0- 1	0- 0	NON-CONFERENCE	0- 0	0- 1	4- 4				
1- 2	0- 0	0- 0	HOME	0- 0	0- 0	1- 2				
2- 4	0- 1	0- 0	AWAY	0- 0	0- 1	2- 2				
1- 0	0- 0	0- 0	NEUTRAL	0- 0	0- 0	1- 0				
10- 2	0- 0	0- 0	CONFERENCE	0- 0	0- 0	10- 2				
6- 1	0- 0	0- 0	HOME	0- 0	0- 0	6- 1				
4- 1	0- 0	0- 0	AWAY	0- 0	0- 0	4- 1				
0- 0	0- 0	0- 0	NEUTRAL	0- 0	0- 0	0- 0				

RPI 1-25			RPI 26-50			RPI 51-100			RPI 101+ Team's RPI: 238		
RPI	S	Opponent	Score	RPI	S	Opponent	Score	RPI	S	Opponent	Score
17	A	Oklahoma St.	52 87					124	A	LSU	36 86
								181	H	Southern U.	59 45
								186	A	Grambling	62 50
								186	H	Grambling	46 49
								195	A	Kansas	65 72
								236	H	Sam Houston St.	51 53
								242	A	Rice	69 66
								246	A	UTSA	59 44
								249	H	Houston Baptist	65 77
								265	A	Tennessee St.	56 72
								279	A	Alabama St.	51 57
								290	A	Prairie View	50 43
								290	H	Prairie View	72 65
								306	A	Jackson St.	62 36
								306	H	Jackson St.	66 47
								320	H	Alcorn	68 39
								326	H	A&M-Corpus Christi	51 43
								335	N	Lipscomb	66 62
								338	H	Ark.-Pine Bluff	57 30
								345	A	Alabama A&M	57 38
								348	H	Mississippi Val.	76 38
LAST 12 Division I GAMES:											
186	H	Grambling	46 49	348	H	Mississippi Val.	76 38				
306	H	Jackson St.	66 47	186	A	Grambling	62 50				
290	A	Prairie View	50 43	306	A	Jackson St.	62 36				
345	A	Alabama A&M	57 38	290	H	Prairie View	72 65				
279	A	Alabama St.	51 57	320	H	Alcorn	68 39				
338	H	Ark.-Pine Bluff	57 30	181	H	Southern U.	59 45				

Non-Div I Games:

Texas Southern

**T
e
x
a
s
t
.**

**T
e
x
a
s
t
.**

Non-Div I Games: Tex. A&M-Commerce 80 60 St. Edward's 52 44

Average RPI Win:	212	WON-LOST	WINNING	LAST 10	STRENGTH OF	OPP. STRENGTH	TEAM	ADJ.	CONF.	ADJ CONF.
Average RPI Loss:	36	RECORD	PCT. RANK	GAMES	SCHEDULE	OF SCHEDULE	RPI	RPI	RPI	RPI
DIV. I ONLY	11- 13	194	2- 8	40	65	133	133	3	3	
DIV. I NON-CONF.	9- 2	37	0- 0	227	267	101	101	3	3	
TOTALS	RPI 1-25	RPI 26-50	W-L RECORDS	RPI 51-100	RPI 101-150	RPI 150+				
11- 13	0- 6	0- 4	OVERALL	1- 3	2- 0	8- 0				
10- 5	0- 2	0- 2	HOME	1- 1	2- 0	7- 0				
0- 7	0- 0	0- 0	AWAY	0- 0	0- 0	0- 0				
1- 1	0- 0	0- 1	NEUTRAL	0- 0	0- 0	1- 0				
9- 2	0- 0	0- 1	NON-CONFERENCE	1- 1	1- 0	7- 0				
8- 0	0- 0	0- 0	HOME	1- 0	1- 0	6- 0				
0- 1	0- 0	0- 0	AWAY	0- 1	0- 0	0- 0				
1- 1	0- 0	0- 1	NEUTRAL	0- 0	0- 0	1- 0				
2- 11	0- 6	0- 3	CONFERENCE	0- 2	1- 0	1- 0				
2- 5	0- 2	0- 2	HOME	0- 1	1- 0	1- 0				
0- 6	0- 4	0- 1	AWAY	0- 1	0- 0	0- 0				
0- 0	0- 0	0- 0	NEUTRAL	0- 0	0- 0	0- 0				

RPI	S	Opponent	Score	RPI	S	Opponent	Score	RPI	S	Opponent	Score	RPI	S	Opponent	Score	Team's RPI: 133
4	A	Baylor	43 69	30	N	Washington	73 77	55	A	Santa Clara	70 75	103	H	Iowa St.	69 66	
4	H	Baylor	36 66	37	A	West Virginia	57 79	61	H	Abilene Christian	71 65	132	H	Idaho	78 62	
8	A	Texas	62 86	37	H	West Virginia	42 69	93	A	TCU	48 69	165	N	Fordham	62 48	
17	A	Oklahoma St.	57 70	48	H	Kansas St.	53 65	93	H	TCU	69 78	186	H	Grambling	70 55	
17	H	Oklahoma St.	46 69									195	H	Kansas	54 44	
24	A	Oklahoma	53 92									222	H	Idaho St.	79 64	
												302	H	Niagara	79 45	
												305	H	Southeastern La.	113 51	
												322	H	Incarnate Word	70 55	
												338	H	Ark.-Pine Bluff	84 40	
LAST 12 Division I GAMES:																
4	H	Baylor	36 66	24	A	Oklahoma	53 92									
17	A	Oklahoma St.	57 70	103	H	Iowa St.	69 66									
37	H	West Virginia	42 69	93	A	TCU	48 69									
195	H	Kansas	54 44	37	A	West Virginia	57 79									
4	A	Baylor	43 69	17	H	Oklahoma St.	46 69									
48	H	Kansas St.	53 65	8	A	Texas	62 86									

Non-Div I Games:

Texas Tech

Average RPI Win:	226	WON-LOST	WINNING	LAST 10	STRENGTH OF	OPP. STRENGTH	TEAM	ADJ.	CONF.	ADJ CONF.
Average RPI Loss:	71	RECORD	PCT. RANK	GAMES	SCHEDULE	OF SCHEDULE	RPI	RPI	RPI	RPI
DIV. I ONLY	13- 10	131	7- 3	104	118	114	114	11	11	
DIV. I NON-CONF.	5- 6	180	0- 0	75	77	141	141	13	13	
TOTALS	RPI 1-25	RPI 26-50	W-L RECORDS	RPI 51-100	RPI 101-150	RPI 150+				
13- 10	0- 1	0- 2	OVERALL	0- 3	4- 4	9- 0				
7- 3	0- 0	0- 1	HOME	0- 1	2- 1	5- 0				
4- 5	0- 0	0- 0	AWAY	0- 0	1- 0	3- 0				
2- 2	0- 0	0- 0	NEUTRAL	0- 1	1- 1	1- 0				
5- 6	0- 1	0- 1	NON-CONFERENCE	0- 2	1- 2	4- 0				
2- 2	0- 0	0- 0	HOME	0- 1	0- 1	2- 0				
1- 2	0- 1	0- 1	AWAY	0- 0	0- 0	1- 0				
2- 2	0- 0	0- 0	NEUTRAL	0- 1	1- 1	1- 0				
8- 4	0- 0	0- 1	CONFERENCE	0- 1	3- 2	5- 0				
5- 1	0- 0	0- 1	HOME	0- 0	2- 0	3- 0				
3- 3	0- 0	0- 0	AWAY	0- 1	1- 2	2- 0				
0- 0	0- 0	0- 0	NEUTRAL	0- 0	0- 0	0- 0				

RPI 1-25				RPI 26-50				RPI 51-100				RPI 101+ Team's RPI: 114			
RPI	S	Opponent	Score	RPI	S	Opponent	Score	RPI	S	Opponent	Score	RPI	S	Opponent	Score
1	A	Notre Dame	39 74	28	H	Ohio	57 77	52	H	Dayton	57 83	104	N	VCU	80 61
				40	A	St. Bonaventure	63 74	53	N	Albany (NY)	55 63	106	A	Eastern Mich.	41 59
								81	A	Ball St.	69 75	112	H	Arizona	59 62
												117	A	Western Mich.	80 68
												117	H	Western Mich.	80 73
												118	N	Harvard	70 76
												119	A	Akron	71 81
												134	H	Buffalo	71 60
												210	A	Ill.-Chicago	60 51
												221	N	Columbia	88 75
												252	H	Bowling Green	75 61
												258	H	Northern Ill.	66 59
												264	A	Miami (OH)	55 50
												293	H	Cleveland St.	66 53
												317	A	Kent St.	67 64
												317	H	Kent St.	73 67
												338	H	Ark.-Pine Bluff	74 47
LAST 12 Division I GAMES:															
28	H	Ohio	57 77	119	A	Akron	71 81								
134	H	Buffalo	71 60	258	H	Northern Ill.	66 59								
317	A	Kent St.	67 64	264	A	Miami (OH)	55 50								
117	A	Western Mich.	80 68	117	H	Western Mich.	80 73								
252	H	Bowling Green	75 61	317	H	Kent St.	73 67								
106	A	Eastern Mich.	41 59	81	A	Ball St.	69 75								

Non-Div I Games:

Toledo

■ Loss,
 ■ Non-Conf,
 S Site,
 ■ Home
 ■ Away
 N Neutral

Average RPI Win: 193	WON-LOST	WINNING	LAST 10	STRENGTH OF	OPP. STRENGTH	TEAM	ADJ.	CONF.	ADJ CONF.
Average RPI Loss: 164	RECORD	PCT. RANK	GAMES	SCHEDULE	OF SCHEDULE	RPI	RPI	RPI	RPI
DIV. I ONLY	6- 18	290	2- 8	182	193	284	284	13	13
DIV. I NON-CONF.	3- 8	258	0- 0	246	283	285	285	12	12
TOTALS	RPI 1-25	RPI 26-50	W-L RECORDS	RPI 51-100	RPI 101-150	RPI 150+			
6- 18	0- 0	0- 2	OVERALL	1- 5	0- 0	5- 11			
4- 7	0- 0	0- 2	HOME	1- 1	0- 0	3- 4			
1- 11	0- 0	0- 0	AWAY	0- 4	0- 0	1- 7			
1- 0	0- 0	0- 0	NEUTRAL	0- 0	0- 0	1- 0			
3- 8	0- 0	0- 1	NON-CONFERENCE	0- 2	0- 0	3- 5			
2- 2	0- 0	0- 1	HOME	0- 0	0- 0	2- 1			
0- 6	0- 0	0- 0	AWAY	0- 2	0- 0	0- 4			
1- 0	0- 0	0- 0	NEUTRAL	0- 0	0- 0	1- 0			
3- 10	0- 0	0- 1	CONFERENCE	1- 3	0- 0	2- 6			
2- 5	0- 0	0- 1	HOME	1- 1	0- 0	1- 3			
1- 5	0- 0	0- 0	AWAY	0- 2	0- 0	1- 3			
0- 0	0- 0	0- 0	NEUTRAL	0- 0	0- 0	0- 0			

RPI S	Opponent	Score	RPI S	Opponent	Score	RPI S	Opponent	Score	RPI S	Opponent	Score	Team's RPI: 284
35	H James Madison	57 64	67	A Hofstra	60 64	153	A Cornell	60 88				
49	H Auburn	52 74	67	H Hofstra	56 74	164	A George Mason	76 88				
			76	A Minnesota	86 105	170	H UMBC	61 51				
			87	A Georgetown	46 82	172	A Northeastern	72 71				
			92	A Elon	58 80	173	A Delaware	64 69				
			92	H Elon	85 78	173	H Delaware	62 66				
						201	A Col. of Charleston	55 67				
						201	H Col. of Charleston	62 51				
						216	H William & Mary	54 73				
						226	N Western Ill.	83 77				
						262	A UNCW	51 53				
						262	H UNCW	49 52				
						270	H Coppin St.	69 81				
						286	A Rider	72 78				
						296	H UMKC	70 47				
						319	A North Florida	72 74				
LAST 12 Division I GAMES:												
201	H Col. of Charleston	62 51	67	A Hofstra	60 64							
92	A Elon	58 80	35	H James Madison	57 64							
67	H Hofstra	56 74	173	A Delaware	64 69							
173	H Delaware	62 66	92	H Elon	85 78							
201	A Col. of Charleston	55 67	262	H UNCW	49 52							
262	A UNCW	51 53	216	H William & Mary	54 73							

Non-Div I Games:

Towson

Average RPI Win:	249	WON-LOST	WINNING	LAST 10	STRENGTH OF	OPP. STRENGTH	TEAM	ADJ.	CONF.	ADJ CONF.
Average RPI Loss:	142	RECORD	PCT. RANK	GAMES	SCHEDULE	OF SCHEDULE	RPI	RPI	RPI	RPI
DIV. I ONLY	10- 11	190	4- 6	174	246	179	179	16	16	
DIV. I NON-CONF.	3- 4	197	0- 0	197	325	156	156	14	14	
TOTALS	RPI 1-25	RPI 26-50	W-L RECORDS	RPI 51-100	RPI 101-150	RPI 150+				
10- 11	0- 0	0- 2	OVERALL	0- 1	2- 5	8- 3				
6- 3	0- 0	0- 1	HOME	0- 0	2- 0	4- 2				
4- 8	0- 0	0- 1	AWAY	0- 1	0- 5	4- 1				
0- 0	0- 0	0- 0	NEUTRAL	0- 0	0- 0	0- 0				
3- 4	0- 0	0- 0	NON-CONFERENCE	0- 1	0- 3	3- 0				
1- 0	0- 0	0- 0	HOME	0- 0	0- 0	1- 0				
2- 4	0- 0	0- 0	AWAY	0- 1	0- 3	2- 0				
0- 0	0- 0	0- 0	NEUTRAL	0- 0	0- 0	0- 0				
7- 7	0- 0	0- 2	CONFERENCE	0- 0	2- 2	5- 3				
5- 3	0- 0	0- 1	HOME	0- 0	2- 0	3- 2				
2- 4	0- 0	0- 1	AWAY	0- 0	0- 2	2- 1				
0- 0	0- 0	0- 0	NEUTRAL	0- 0	0- 0	0- 0				

RPI 1-25			RPI 26-50			RPI 51-100			RPI 101+			Team's RPI: 179
RPI	S	Opponent	Score	RPI	S	Opponent	Score	RPI	S	Opponent	Score	
				43	A	Arkansas St.	80 94	71	A	Vanderbilt	43 97	102
				43	H	Arkansas St.	81 101					93 102
												69 73
												64 79
												78 71
												67 89
												88 71
												53 56
												71 75
												112 79
												81 96
												97 90
												89 78
												81 66
												84 68
												73 59
												73 77
												100 90
												104 51
LAST 12 Division I GAMES:												
271	H	Georgia St.	89 78	149	A	La.-Lafayette	53 56					
277	H	Ga. Southern	84 68	285	A	La.-Monroe	73 77					
43	A	Arkansas St.	80 94	211	H	Texas St.	112 79					
135	A	Little Rock	64 79	144	H	UT Arlington	88 71					
257	H	Appalachian St.	81 96	277	A	Ga. Southern	81 66					
208	H	South Ala.	71 75	271	A	Georgia St.	97 90					

Non-Div I Games: West Ala. 103 72 Fort Valley St. 118 72

Troy

Average RPI Win:	187	WON-LOST	WINNING	LAST 10	STRENGTH OF	OPP. STRENGTH	TEAM	ADJ.	CONF.	ADJ CONF.
Average RPI Loss:	43	RECORD	PCT. RANK	GAMES	SCHEDULE	OF SCHEDULE	RPI	RPI	RPI	RPI
DIV. I ONLY	17- 8	76	6- 4	91	76	80	80	9	9	
DIV. I NON-CONF.	9- 3	69	0- 0	60	86	51	51	7	7	
TOTALS	RPI 1-25	RPI 26-50	W-L RECORDS	RPI 51-100	RPI 101-150	RPI 150+				
17- 8	0- 3	0- 3	OVERALL	2- 1	2- 1	13- 0				
11- 3	0- 1	0- 1	HOME	1- 1	2- 0	8- 0				
5- 3	0- 1	0- 1	AWAY	0- 0	0- 1	5- 0				
1- 2	0- 1	0- 1	NEUTRAL	1- 0	0- 0	0- 0				
9- 3	0- 2	0- 1	NON-CONFERENCE	2- 0	2- 0	5- 0				
7- 0	0- 0	0- 0	HOME	1- 0	2- 0	4- 0				
1- 1	0- 1	0- 0	AWAY	0- 0	0- 0	1- 0				
1- 2	0- 1	0- 1	NEUTRAL	1- 0	0- 0	0- 0				
8- 5	0- 1	0- 2	CONFERENCE	0- 1	0- 1	8- 0				
4- 3	0- 1	0- 1	HOME	0- 1	0- 0	4- 0				
4- 2	0- 0	0- 1	AWAY	0- 0	0- 1	4- 0				
0- 0	0- 0	0- 0	NEUTRAL	0- 0	0- 0	0- 0				

RPI 1-25				RPI 26-50				RPI 51-100 Team's RPI: 80				RPI 101+			
RPI	S	Opponent	Score	RPI	S	Opponent	Score	RPI	S	Opponent	Score	RPI	S	Opponent	Score
2	H	UConn	38 96	41	N	Rutgers	51 75	64	H	Temple	54 72	109	A	Memphis	67 83
13	A	Florida St.	72 78	44	A	South Fla.	65 77	75	H	Saint Louis	66 58	124	H	LSU	67 63
23	N	Green Bay	58 79	44	H	South Fla.	67 71	91	N	Virginia	67 62	135	H	Little Rock	69 53
												159	A	SMU	54 42
												159	H	SMU	76 64
												162	A	Ole Miss	61 59
												168	H	McNeese St.	74 55
												174	A	East Carolina	66 51
												174	H	East Carolina	78 73
												181	H	Southern U.	77 48
												184	A	Tulsa	71 47
												261	A	Houston	59 56
												261	H	Houston	70 48
												273	H	UCF	75 54
												292	H	UNCG	74 53
												306	H	Jackson St.	92 49
LAST 12 Division I GAMES:															
159	H	SMU	76 64	159	A	SMU	54 42								
44	A	South Fla.	65 77	184	A	Tulsa	71 47								
261	A	Houston	59 56	44	H	South Fla.	67 71								
2	H	UConn	38 96	273	H	UCF	75 54								
64	H	Temple	54 72	174	A	East Carolina	66 51								
174	H	East Carolina	78 73	109	A	Memphis	67 83								

Non-Div I Games:

Tulane

■ Loss,
 ■ Non-Conf, S Site,
 ■ Home
 ■ Away
 N Neutral

Average RPI Win:	186	WON-LOST	WINNING	LAST 10	STRENGTH OF	OPP. STRENGTH	TEAM	ADJ.	CONF.	ADJ CONF.
Average RPI Loss:	111	RECORD	PCT. RANK	GAMES	SCHEDULE	OF SCHEDULE	RPI	RPI	RPI	RPI
DIV. I ONLY	10- 15	230	5- 5	129	72	184	184	9	9	
DIV. I NON-CONF.	3- 8	258	0- 0	99	69	208	208	7	7	
TOTALS	RPI 1-25	RPI 26-50	W-L RECORDS	RPI 51-100	RPI 101-150	RPI 150+				
10- 15	0- 3	0- 1	OVERALL	0- 3	3- 4	7- 4				
5- 8	0- 2	0- 1	HOME	0- 1	0- 2	5- 2				
5- 5	0- 1	0- 0	AWAY	0- 2	3- 1	2- 1				
0- 2	0- 0	0- 0	NEUTRAL	0- 0	0- 1	0- 1				
3- 8	0- 1	0- 1	NON-CONFERENCE	0- 1	2- 3	1- 2				
1- 4	0- 1	0- 1	HOME	0- 0	0- 1	1- 1				
2- 2	0- 0	0- 0	AWAY	0- 1	2- 1	0- 0				
0- 2	0- 0	0- 0	NEUTRAL	0- 0	0- 1	0- 1				
7- 7	0- 2	0- 0	CONFERENCE	0- 2	1- 1	6- 2				
4- 4	0- 1	0- 0	HOME	0- 1	0- 1	4- 1				
3- 3	0- 1	0- 0	AWAY	0- 1	1- 0	2- 1				
0- 0	0- 0	0- 0	NEUTRAL	0- 0	0- 0	0- 0				

RPI 1-25				RPI 26-50				RPI 51-100				RPI 101+ Team's RPI: 184			
RPI	S	Opponent	Score	RPI	S	Opponent	Score	RPI	S	Opponent	Score	RPI	S	Opponent	Score
2	A	UConn	35 95	48	H	Kansas St.	67 75	64	A	Temple	46 66	108	N	Drake	80 91
2	H	UConn	30 94					75	A	Saint Louis	73 82	109	A	Memphis	65 59
24	H	Oklahoma	62 75					80	H	Tulane	47 71	109	H	Memphis	58 69
												121	A	UNI	59 75
												131	A	Arkansas	74 67
												135	A	Little Rock	74 63
												138	H	Oral Roberts	53 59
												159	H	SMU	56 54
												164	N	George Mason	63 64
												174	A	East Carolina	55 54
												174	H	East Carolina	81 79
												186	H	Grambling	79 51
												219	H	Cincinnati	53 55
												232	H	Indiana St.	63 67
												261	A	Houston	79 62
												261	H	Houston	44 28
												273	A	UCF	74 75
												273	H	UCF	95 71
LAST 12 Division I GAMES:															
273	H	UCF	95 71	261	A	Houston	79 62								
261	H	Houston	44 28	80	H	Tulane	47 71								
174	A	East Carolina	55 54	219	H	Cincinnati	53 55								
273	A	UCF	74 75	109	A	Memphis	65 59								
2	H	UConn	30 94	64	A	Temple	46 66								
109	H	Memphis	58 69	2	A	UConn	35 95								

Non-Div I Games:

Tulsa

■ Loss,
 ■ Non-Conf,
 ■ S Site,
 ■ H Home
 ■ A Away
 N Neutral

Average RPI Win:	212	WON-LOST	WINNING	LAST 10	STRENGTH OF	OPP. STRENGTH	TEAM	ADJ.	CONF.	ADJ CONF.
Average RPI Loss:	115	RECORD	PCT. RANK	GAMES	SCHEDULE	OF SCHEDULE	RPI	RPI	RPI	RPI
DIV. I ONLY	13- 11	149	6- 4	159	159	143	143	12	12	
DIV. I NON-CONF.	7- 4	110	0- 0	200	258	124	124	10	10	
TOTALS	RPI 1-25	RPI 26-50	W-L RECORDS	RPI 51-100	RPI 101-150	RPI 150+				
13- 11	0- 1	0- 4	OVERALL	1- 1	1- 2	11- 3				
9- 2	0- 0	0- 1	HOME	1- 0	1- 1	7- 0				
3- 8	0- 1	0- 2	AWAY	0- 1	0- 1	3- 3				
1- 1	0- 0	0- 1	NEUTRAL	0- 0	0- 0	1- 0				
7- 4	0- 1	0- 2	NON-CONFERENCE	0- 0	1- 1	6- 0				
5- 0	0- 0	0- 0	HOME	0- 0	1- 0	4- 0				
1- 3	0- 1	0- 1	AWAY	0- 0	0- 1	1- 0				
1- 1	0- 0	0- 1	NEUTRAL	0- 0	0- 0	1- 0				
6- 7	0- 0	0- 2	CONFERENCE	1- 1	0- 1	5- 3				
4- 2	0- 0	0- 1	HOME	1- 0	0- 1	3- 0				
2- 5	0- 0	0- 1	AWAY	0- 1	0- 0	2- 3				
0- 0	0- 0	0- 0	NEUTRAL	0- 0	0- 0	0- 0				

RPI 1-25				RPI 26-50				RPI 51-100				RPI 101+ Team's RPI: 143			
RPI	S	Opponent	Score	RPI	S	Opponent	Score	RPI	S	Opponent	Score	RPI	S	Opponent	Score
13	A	Florida St.	44 84	31	A	UTEP	54 62	74	A	Middle Tenn.	40 68	102	A	Belmont	62 63
				46	N	North Carolina St.	56 67	95	H	Charlotte	75 57	122	H	Samford	61 41
				49	A	Auburn	71 85					142	H	Marshall	61 64
				50	H	Western Ky.	49 63					152	H	Southern Miss.	53 49
												161	H	Old Dominion	58 55
												171	A	Fla. Atlantic	67 62
												176	H	Louisiana Tech	64 49
												179	H	Troy	89 67
												208	A	South Ala.	53 39
												224	A	North Texas	51 53
												242	A	Rice	64 55
												246	A	UTSA	52 54
												253	N	High Point	56 46
												288	A	FIU	61 72
												311	H	South Carolina St.	71 38
												338	H	Ark.-Pine Bluff	82 32
												348	H	Mississippi Val.	80 33
LAST 12 Division I GAMES:															
				176	H	Louisiana Tech	64 49	224	A	North Texas	51 53				
				152	H	Southern Miss.	53 49	242	A	Rice	64 55				
				171	A	Fla. Atlantic	67 62	95	H	Charlotte	75 57				
				288	A	FIU	61 72	161	H	Old Dominion	58 55				
				142	H	Marshall	61 64	31	A	UTEP	54 62				
				50	H	Western Ky.	49 63	246	A	UTSA	52 54				

Non-Div I Games:

UAB

■ Loss,
 ■ Non-Conf, S Site,
 ■ Home
 ■ Away
 N Neutral

Average RPI Win:	253	WON-LOST	WINNING	LAST 10	STRENGTH OF	OPP. STRENGTH	TEAM	ADJ.	CONF.	ADJ CONF.
Average RPI Loss:	138	RECORD	PCT. RANK	GAMES	SCHEDULE	OF SCHEDULE	RPI	RPI	RPI	RPI
DIV. I ONLY	14- 9	105	7- 3	315	181	189	189	22	22	
DIV. I NON-CONF.	6- 6	160	1- 0	282	101	204	204	22	22	
TOTALS	RPI 1-25	RPI 26-50	W-L RECORDS	RPI 51-100	RPI 101-150	RPI 150+				
14- 9	0- 1	0- 0	OVERALL	1- 3	1- 1	12- 4				
6- 4	0- 1	0- 0	HOME	0- 0	1- 1	5- 2				
8- 3	0- 0	0- 0	AWAY	1- 2	0- 0	7- 1				
0- 2	0- 0	0- 0	NEUTRAL	0- 1	0- 0	0- 1				
6- 6	0- 1	0- 0	NON-CONFERENCE	1- 2	0- 0	5- 3				
1- 3	0- 1	0- 0	HOME	0- 0	0- 0	1- 2				
5- 1	0- 0	0- 0	AWAY	1- 1	0- 0	4- 0				
0- 2	0- 0	0- 0	NEUTRAL	0- 1	0- 0	0- 1				
8- 3	0- 0	0- 0	CONFERENCE	0- 1	1- 1	7- 1				
5- 1	0- 0	0- 0	HOME	0- 0	1- 1	4- 0				
3- 2	0- 0	0- 0	AWAY	0- 1	0- 0	3- 1				
0- 0	0- 0	0- 0	NEUTRAL	0- 0	0- 0	0- 0				

RPI 1-25				RPI 26-50				RPI 51-100				RPI 101+ Team's RPI: 189			
RPI	S	Opponent	Score	RPI	S	Opponent	Score	RPI	S	Opponent	Score	RPI	S	Opponent	Score
6	H	Stanford	45 74					53	N	Albany (NY)	70 80	126	H	Hawaii	60 58
								56	A	St. Mary's (CA)	78 71	150	H	Long Beach St.	62 75
								66	A	UC Riverside	73 80	157	H	Pacific	53 66
								70	A	Utah	58 88	188	H	Sacramento St.	77 92
												197	A	Cal Poly	75 57
												197	H	Cal Poly	82 71
												220	A	Utah Valley	59 55
												247	A	San Diego St.	65 54
												260	A	UC Santa Barbara	59 66
												260	H	UC Santa Barbara	80 51
												283	A	Portland	72 47
												287	A	CSUN	75 52
												294	N	Florida A&M	58 61
												324	A	Portland St.	82 70
												332	H	UC Irvine	74 61
												337	A	Cal St. Fullerton	63 59
												337	H	Cal St. Fullerton	80 56
												343	H	Air Force	66 40
LAST 12 Division I GAMES:															
337	H	Cal St. Fullerton	80 56	197	A	Cal Poly	75 57								
197	H	Cal Poly	82 71	260	A	UC Santa Barbara	59 66								
337	A	Cal St. Fullerton	63 59	332	H	UC Irvine	74 61								
66	A	UC Riverside	73 80	126	H	Hawaii	60 58								
260	H	UC Santa Barbara	80 51	287	A	CSUN	75 52								
150	H	Long Beach St.	62 75	220	A	Utah Valley	59 55								

Non-Div I Games: Cal St. Monterey Ba91 36

UC Davis

■ Loss,
 ■ Non-Conf,
 ■ S Site,
 ■ H Home
 ■ A Away
 N Neutral

U
C
I
r
v
i
n
e

UC Irvine				Through Games Of Feb. 15, 2016						
Average RPI Win:	332	WON-LOST	WINNING	LAST 10	STRENGTH OF	OPP. STRENGTH	TEAM	ADJ.	CONF.	ADJ CONF.
Average RPI Loss:	169	RECORD	PCT. RANK	GAMES	SCHEDULE	OF SCHEDULE	RPI	RPI	RPI	RPI
DIV. I ONLY		3- 21	338	1- 9	292	163	332	332	22	22
DIV. I NON-CONF.		2- 11	306	0- 1	289	64	317	317	22	22

TOTALS	RPI 1-25	RPI 26-50		W-L RECORDS		RPI 51-100		RPI 101-150		RPI 150+
3- 21	0- 1	0- 3		OVERALL		0- 1		0- 3		3- 13
1- 8	0- 0	0- 1		HOME		0- 0		0- 2		1- 5
2- 12	0- 0	0- 0		AWAY		0- 0		0- 0		2- 1
0- 1	0- 0	0- 1		NEUTRAL		0- 0		0- 0		0- 0
2- 11	0- 1	0- 3		NON-CONFERENCE		0- 0		0- 0		2- 7
1- 3	0- 0	0- 1		HOME		0- 0		0- 0		1- 2
1- 7	0- 1	0- 1		AWAY		0- 0		0- 0		1- 5
0- 1	0- 0	0- 1		NEUTRAL		0- 0		0- 0		0- 0
1- 10	0- 0	0- 0		CONFERENCE		0- 1		0- 3		1- 6
0- 5	0- 0	0- 0		HOME		0- 0		0- 2		0- 3
1- 5	0- 0	0- 0		AWAY		0- 1		0- 1		1- 3
0- 0	0- 0	0- 0		NEUTRAL		0- 0		0- 0		0- 0

RPI 1-25				RPI 26-50				RPI 51-100				RPI 101+ Team's RPI: 332			
RPI	S	Opponent	Score	RPI	S	Opponent	Score	RPI	S	Opponent	Score	RPI	S	Opponent	Score
10	A	UCLA	48 83	38	N	Princeton	42 83	66	A	UC Riverside	69 93	126	A	Hawaii	35 59
				39	A	Southern California	56 75					126	H	Hawaii	65 83
				42	H	St. John's (NY)	63 85					150	H	Long Beach St.	65 71
												180	A	UNLV	52 72
												188	A	Sacramento St.	78 126
												189	A	UC Davis	61 74
												190	A	San Jose St.	58 79
												197	A	Cal Poly	38 50
												197	H	Cal Poly	54 72
												228	H	Grand Canyon	53 58
												239	A	Loyola Marymount	50 95
												245	A	CSU Bakersfield	39 65
												260	H	UC Santa Barbara	62 80
												272	H	Northern Ariz.	55 71
												287	A	CSUN	48 62
												287	H	CSUN	64 83
												329	H	Nevada	68 64
												330	A	Southern Utah	63 58
												337	A	Cal St. Fullerton	62 58
LAST 12 Division I GAMES:															
287	A	CSUN	48 62	126	H	Hawaii	65 83								
260	H	UC Santa Barbara	62 80	150	H	Long Beach St.	65 71								
197	A	Cal Poly	38 50	189	A	UC Davis	61 74								
126	A	Hawaii	35 59	197	H	Cal Poly	54 72								
287	H	CSUN	64 83	66	A	UC Riverside	69 93								
337	A	Cal St. Fullerton	62 58	245	A	CSU Bakersfield	39 65								

Non-Div I Games: San Diego Christian78 49

UC Irvine

UC Riverside

Through Games Of Feb. 15, 2016

Average RPI Win:	229	WON-LOST	WINNING	LAST 10	STRENGTH OF	OPP. STRENGTH	TEAM	ADJ.	CONF.	ADJ CONF.
Average RPI Loss:	45	RECORD	PCT. RANK	GAMES	SCHEDULE	OF SCHEDULE	RPI	RPI	RPI	RPI
DIV. I ONLY	17- 7	65	10- 0	143	172	66	66	22	22	
DIV. I NON-CONF.	7- 7	160	1- 1	71	67	92	92	22	22	
TOTALS	RPI 1-25	RPI 26-50	W-L RECORDS	RPI 51-100	RPI 101-150	RPI 150+				
17- 7	0- 2	0- 2	OVERALL	0- 3	3- 0	14- 0				
8- 1	0- 1	0- 0	HOME	0- 0	1- 0	7- 0				
8- 6	0- 1	0- 2	AWAY	0- 3	2- 0	6- 0				
1- 0	0- 0	0- 0	NEUTRAL	0- 0	0- 0	1- 0				
7- 7	0- 2	0- 2	NON-CONFERENCE	0- 3	1- 0	6- 0				
3- 1	0- 1	0- 0	HOME	0- 0	1- 0	2- 0				
3- 6	0- 1	0- 2	AWAY	0- 3	0- 0	3- 0				
1- 0	0- 0	0- 0	NEUTRAL	0- 0	0- 0	1- 0				
10- 0	0- 0	0- 0	CONFERENCE	0- 0	2- 0	8- 0				
5- 0	0- 0	0- 0	HOME	0- 0	0- 0	5- 0				
5- 0	0- 0	0- 0	AWAY	0- 0	2- 0	3- 0				
0- 0	0- 0	0- 0	NEUTRAL	0- 0	0- 0	0- 0				

RPI 1-25			RPI 26-50			RPI 51-100			Team's RPI: 66	RPI 101+		
RPI	S	Opponent	Score	RPI	S	Opponent	Score	RPI	S	Opponent	Score	
9	A	Oregon St.	65 86	30	A	Washington	43 78	58	A	Oregon	81 95	126 A Hawaii 77 74
10	H	UCLA	56 70	31	A	UTEP	57 68	78	A	California	58 64	148 H Fresno St. 86 68
								98	A	San Francisco	76 88	150 A Long Beach St. 78 60
												189 H UC Davis 80 73
												197 A Cal Poly 75 62
												197 H Cal Poly 93 83
												199 N Southeast Mo. St. 85 67
												228 A Grand Canyon 85 67
												239 H Loyola Marymount 80 62
												245 H CSU Bakersfield 81 61
												247 A San Diego St. 85 68
												254 A Seattle 92 70
												260 A UC Santa Barbara 83 53
												260 H UC Santa Barbara 92 81
												287 H CSUN 83 76
												332 H UC Irvine 93 69
												337 A Cal St. Fullerton 90 43
LAST 12 Division I GAMES:												
197	A	Cal Poly	75 62	126	A	Hawaii	77 74					
337	A	Cal St. Fullerton	90 43	150	A	Long Beach St.	78 60					
287	H	CSUN	83 76	260	A	UC Santa Barbara	83 53					
189	H	UC Davis	80 73	332	H	UC Irvine	93 69					
197	H	Cal Poly	93 83	228	A	Grand Canyon	85 67					
260	H	UC Santa Barbara	92 81	10	H	UCLA	56 70					

Non-Div I Games:

UC Riverside

■ Loss,
 ■ Non-Conf,
 ■ S Site,
 ■ Home
 ■ A Away
 N Neutral

Average RPI Win:	278	WON-LOST	WINNING	LAST 10	STRENGTH OF	OPP. STRENGTH	TEAM	ADJ.	CONF.	ADJ CONF.
Average RPI Loss:	137	RECORD	PCT. RANK	GAMES	SCHEDULE	OF SCHEDULE	RPI	RPI	RPI	RPI
DIV. I ONLY	8- 16	259	5- 5	211	227	260	260	22	22	
DIV. I NON-CONF.	2- 11	306	1- 0	203	192	310	310	22	22	
TOTALS	RPI 1-25	RPI 26-50	W-L RECORDS	RPI 51-100	RPI 101-150	RPI 150+				
8- 16	0- 0	0- 0	OVERALL	0- 6	0- 5	8- 5				
5- 5	0- 0	0- 0	HOME	0- 2	0- 1	5- 2				
3- 11	0- 0	0- 0	AWAY	0- 4	0- 4	3- 3				
0- 0	0- 0	0- 0	NEUTRAL	0- 0	0- 0	0- 0				
2- 11	0- 0	0- 0	NON-CONFERENCE	0- 4	0- 3	2- 4				
2- 3	0- 0	0- 0	HOME	0- 1	0- 0	2- 2				
0- 8	0- 0	0- 0	AWAY	0- 3	0- 3	0- 2				
0- 0	0- 0	0- 0	NEUTRAL	0- 0	0- 0	0- 0				
6- 5	0- 0	0- 0	CONFERENCE	0- 2	0- 2	6- 1				
3- 2	0- 0	0- 0	HOME	0- 1	0- 1	3- 0				
3- 3	0- 0	0- 0	AWAY	0- 1	0- 1	3- 1				
0- 0	0- 0	0- 0	NEUTRAL	0- 0	0- 0	0- 0				

RPI S	Opponent	Score	RPI S	Opponent	Score	RPI S	Opponent	Score	RPI S	Opponent	Score	Team's RPI: 260
						55	A Santa Clara	48 66	124	A LSU	50 68	
						55	H Santa Clara	37 48	126	H Hawaii	62 63	
						58	A Oregon	51 79	132	A Idaho	42 64	
						66	A UC Riverside	81 92	149	A La.-Lafayette	42 61	
						66	H UC Riverside	53 83	150	A Long Beach St.	52 60	
						73	A Washington St.	44 61	189	A UC Davis	51 80	
									189	H UC Davis	66 59	
									197	H Cal Poly	78 67	
									207	H UTRGV	60 62	
									234	A Wyoming	67 76	
									239	H Loyola Marymount	63 70	
									245	H CSU Bakersfield	61 60	
									267	A Pepperdine	69 71	
									287	A CSUN	65 49	
									298	H Morehead St.	93 78	
									332	A UC Irvine	80 62	
									337	A Cal St. Fullerton	65 47	
									337	H Cal St. Fullerton	79 49	
LAST 12 Division I GAMES:												
150	A	Long Beach St.	52	60	189	H	UC Davis	66	59			
332	A	UC Irvine	80	62	287	A	CSUN	65	49			
126	H	Hawaii	62	63	337	A	Cal St. Fullerton	65	47			
337	H	Cal St. Fullerton	79	49	66	H	UC Riverside	53	83			
189	A	UC Davis	51	80	197	H	Cal Poly	78	67			
66	A	UC Riverside	81	92	298	H	Morehead St.	93	78			

Non-Div I Games: La Verne 89 41

UC Santa Barbara

■ Loss,
■ Non-Conf,
■ S Site,
■ H Home
■ A Away
N Neutral

Average RPI Win:	239	WON-LOST	WINNING	LAST 10	STRENGTH OF	OPP. STRENGTH	TEAM	ADJ.	CONF.	ADJ CONF.
Average RPI Loss:	122	RECORD	PCT. RANK	GAMES	SCHEDULE	OF SCHEDULE	RPI	RPI	RPI	RPI
DIV. I ONLY	5- 20	314	2- 8	142	87	273	273	9	9	
DIV. I NON-CONF.	3- 8	258	0- 0	154	167	258	258	7	7	
TOTALS	RPI 1-25	RPI 26-50	W-L RECORDS	RPI 51-100	RPI 101-150	RPI 150+				
5- 20	0- 3	0- 3	OVERALL	0- 2	0- 4	5- 8				
3- 9	0- 1	0- 2	HOME	0- 1	0- 2	3- 3				
2- 10	0- 1	0- 1	AWAY	0- 1	0- 2	2- 5				
0- 1	0- 1	0- 0	NEUTRAL	0- 0	0- 0	0- 0				
3- 8	0- 2	0- 1	NON-CONFERENCE	0- 0	0- 2	3- 3				
2- 4	0- 1	0- 1	HOME	0- 0	0- 1	2- 1				
1- 3	0- 0	0- 0	AWAY	0- 0	0- 1	1- 2				
0- 1	0- 1	0- 0	NEUTRAL	0- 0	0- 0	0- 0				
2- 12	0- 1	0- 2	CONFERENCE	0- 2	0- 2	2- 5				
1- 5	0- 0	0- 1	HOME	0- 1	0- 1	1- 2				
1- 7	0- 1	0- 1	AWAY	0- 1	0- 1	1- 3				
0- 0	0- 0	0- 0	NEUTRAL	0- 0	0- 0	0- 0				

RPI	S	Opponent	Score	RPI	S	Opponent	Score	RPI	S	Opponent	Score	RPI	S	Opponent	Score	Team's RPI: 273
2	A	UConn	51 106	42	H	St. John's (NY)	42 70	64	H	Temple	63 71	109	A	Memphis	59 75	
17	H	Oklahoma St.	55 74	44	A	South Fla.	63 108	80	A	Tulane	54 75	109	H	Memphis	52 69	
22	N	Florida	79 93	44	H	South Fla.	49 88					119	A	Akron	54 74	
												134	H	Buffalo	60 66	
												159	A	SMU	50 65	
												174	H	East Carolina	56 71	
												182	A	Stetson	68 83	
												184	A	Tulsa	71 95	
												184	H	Tulsa	75 74	
												194	H	Butler	63 71	
												208	A	South Ala.	77 36	
												219	A	Cincinnati	80 60	
												219	H	Cincinnati	50 68	
												261	A	Houston	55 64	
												276	A	Omaha	60 75	
												288	H	FIU	89 72	
												294	H	Florida A&M	93 55	
LAST 12 Division I GAMES:																
184	A	Tulsa	71 95	44	H	South Fla.	49 88									
109	H	Memphis	52 69	2	A	UConn	51 106									
159	A	SMU	50 65	219	A	Cincinnati	80 60									
261	A	Houston	55 64	64	H	Temple	63 71									
184	H	Tulsa	75 74	80	A	Tulane	54 75									
109	A	Memphis	59 75	174	H	East Carolina	56 71									

Non-Div I Games:

UCF

■ Loss,
■ Non-Conf,
■ S Site,
■ H Home
■ A Away
N Neutral

Average RPI Win: 99		WON-LOST	WINNING	LAST 10	STRENGTH OF	OPP. STRENGTH	TEAM	ADJ.	CONF.	ADJ CONF.
Average RPI Loss: 26		RECORD	PCT. RANK	GAMES	SCHEDULE	OF SCHEDULE	RPI	RPI	RPI	RPI
DIV. I ONLY		19- 6	42	8- 2	11	1	10	10	1	1
DIV. I NON-CONF.		8- 2	51	0- 0	17	21	12	12	1	1
TOTALS		RPI 1-25	RPI 26-50		W-L RECORDS		RPI 51-100	RPI 101-150	RPI 150+	
19- 6	2- 3	4- 2		OVERALL		7- 1	1- 0	5- 0		
11- 1	2- 1	4- 0		HOME		3- 0	0- 0	2- 0		
7- 4	0- 0	0- 0		AWAY		4- 0	1- 0	2- 0		
1- 1	0- 1	0- 0		NEUTRAL		0- 0	0- 0	1- 0		
8- 2	0- 2	2- 0		NON-CONFERENCE		2- 0	0- 0	4- 0		
4- 1	0- 1	2- 0		HOME		0- 0	0- 0	2- 0		
3- 0	0- 0	0- 0		AWAY		2- 0	0- 0	1- 0		
1- 1	0- 1	0- 0		NEUTRAL		0- 0	0- 0	1- 0		
11- 4	2- 1	2- 2		CONFERENCE		5- 1	1- 0	1- 0		
7- 0	2- 0	2- 0		HOME		3- 0	0- 0	0- 0		
4- 4	0- 1	0- 2		AWAY		2- 1	1- 0	1- 0		
0- 0	0- 0	0- 0		NEUTRAL		0- 0	0- 0	0- 0		

RPI S	Opponent	Score	RPI S	Opponent	Score	RPI S	Opponent	Score	RPI S	Opponent	Score
1 N	Notre Dame	84 92	30 A	Washington	56 64	58 H	Oregon	80 69	112 A	Arizona	73 39
3 H	South Carolina	65 68	30 H	Washington	63 59	65 A	Michigan	86 77	176 N	Louisiana Tech	68 57
6 H	Stanford	56 36	35 H	James Madison	90 61	66 A	UC Riverside	70 56	178 A	Colorado	82 64
7 A	Arizona St.	61 65	39 A	Southern California	68 71	70 A	Utah	69 63	188 A	Sacramento St.	109 76
9 H	Oregon St.	71 51	39 H	Southern California	78 73	73 A	Washington St.	75 73	245 H	CSU Bakersfield	82 68
			42 H	St. John's (NY)	73 58	73 H	Washington St.	73 61	332 H	UC Irvine	83 48
						78 A	California	104 108			
						78 H	California	75 56			
LAST 12 Division I GAMES:											
30 H	Washington	63 59	6 H	Stanford	56 36						
73 H	Washington St.	73 61	78 H	California	75 56						
112 A	Arizona	73 39	73 A	Washington St.	75 73						
7 A	Arizona St.	61 65	30 A	Washington	56 64						
70 A	Utah	69 63	39 A	Southern California	68 71						
178 A	Colorado	82 64	9 H	Oregon St.	71 51						

Non-Div I Games:

UCLA

■ Loss,
 ■ Non-Conf, S Site,
 ■ Home
 ■ Away
 N Neutral

Average RPI Win:	107	WON-LOST	WINNING	LAST 10	STRENGTH OF	OPP. STRENGTH	TEAM	ADJ.	CONF.	ADJ CONF.
Average RPI Loss:	0	RECORD	PCT. RANK	GAMES	SCHEDULE	OF SCHEDULE	RPI	RPI	RPI	RPI
DIV. I ONLY	24- 0	1	10- 0	15	25	2	2	9	9	
DIV. I NON-CONF.	11- 0	1	1- 0	1	1	1	1	7	7	
TOTALS	RPI 1-25	RPI 26-50	W-L RECORDS	RPI 51-100	RPI 101-150	RPI 150+				
24- 0	6- 0	2- 0	OVERALL	5- 0	3- 0	8- 0				
9- 0	1- 0	1- 0	HOME	2- 0	2- 0	3- 0				
13- 0	3- 0	1- 0	AWAY	3- 0	1- 0	5- 0				
2- 0	2- 0	0- 0	NEUTRAL	0- 0	0- 0	0- 0				
11- 0	6- 0	1- 0	NON-CONFERENCE	2- 0	1- 0	1- 0				
4- 0	1- 0	1- 0	HOME	1- 0	1- 0	0- 0				
5- 0	3- 0	0- 0	AWAY	1- 0	0- 0	1- 0				
2- 0	2- 0	0- 0	NEUTRAL	0- 0	0- 0	0- 0				
13- 0	0- 0	1- 0	CONFERENCE	3- 0	2- 0	7- 0				
5- 0	0- 0	0- 0	HOME	1- 0	1- 0	3- 0				
8- 0	0- 0	1- 0	AWAY	2- 0	1- 0	4- 0				
0- 0	0- 0	0- 0	NEUTRAL	0- 0	0- 0	0- 0				

RPI	S	Opponent	Score	RPI	S	Opponent	Score	RPI	S	Opponent	Score	RPI	S	Opponent	Score
1	H	Notre Dame	91 81	44	A	South Fla.	75 59	63	A	Chattanooga	79 31	109	A	Memphis	86 46
3	A	South Carolina	66 54	48	H	Kansas St.	97 57	64	A	Temple	85 60	109	H	Memphis	83 40
5	A	Ohio St.	100 56					64	H	Temple	104 49	124	H	LSU	86 40
11	N	Maryland	83 73					69	H	Nebraska	88 46	159	A	SMU	90 37
13	N	Florida St.	73 49					80	A	Tulane	96 38	174	H	East Carolina	92 46
20	A	DePaul	86 70									184	A	Tulsa	94 30
												184	H	Tulsa	95 35
												219	A	Cincinnati	107 45
												261	A	Houston	76 37
												273	H	UCF	106 51
												291	A	Colgate	94 50
LAST 12 Division I GAMES:															
64	A	Temple	85 60	159	A	SMU	90 37	273	H	UCF	106 51	64	H	Temple	104 49
3	A	South Carolina	66 54	261	A	Houston	76 37								
174	H	East Carolina	92 46												
80	A	Tulane	96 38												
109	H	Memphis	83 40												
184	A	Tulsa	94 30												

Non-Div I Games:

UConn

■ Loss,
 ■ Non-Conf, S Site,
 ■ Home
 ■ Away
 N Neutral

U
M
B
C

UMBC				Through Games Of Feb. 15, 2016						
Average RPI Win: 252		WON-LOST	WINNING	LAST 10	STRENGTH OF	OPP. STRENGTH	TEAM	ADJ.	CONF.	ADJ CONF.
Average RPI Loss: 123		RECORD	PCT. RANK	GAMES	SCHEDULE	OF SCHEDULE	RPI	RPI	RPI	RPI
DIV. I ONLY		15- 10	115	5- 5	260	207	170	170	15	15
DIV. I NON-CONF.		9- 4	95	0- 0	311	214	168	168	18	18
TOTALS		RPI 1-25	RPI 26-50	W-L RECORDS	RPI 51-100	RPI 101-150	RPI 150+			
15- 10	0- 0	0- 1	OVERALL	1- 5	1- 1	13- 3				
7- 5	0- 0	0- 1	HOME	1- 2	0- 1	6- 1				
7- 5	0- 0	0- 0	AWAY	0- 3	1- 0	6- 2				
1- 0	0- 0	0- 0	NEUTRAL	0- 0	0- 0	1- 0				
9- 4	0- 0	0- 1	NON-CONFERENCE	1- 1	0- 0	8- 2				
4- 2	0- 0	0- 1	HOME	1- 0	0- 0	3- 1				
4- 2	0- 0	0- 0	AWAY	0- 1	0- 0	4- 1				
1- 0	0- 0	0- 0	NEUTRAL	0- 0	0- 0	1- 0				
6- 6	0- 0	0- 0	CONFERENCE	0- 4	1- 1	5- 1				
3- 3	0- 0	0- 0	HOME	0- 2	0- 1	3- 0				
3- 3	0- 0	0- 0	AWAY	0- 2	1- 0	2- 1				
0- 0	0- 0	0- 0	NEUTRAL	0- 0	0- 0	0- 0				

U
M
B
C

RPI 1-25			RPI 26-50			RPI 51-100			RPI 101+			Team's RPI: 170			
RPI	S	Opponent	Score	RPI	S	Opponent	Score	RPI	S	Opponent	Score				
				36	H	Penn	46 81	53	A	Albany (NY)	39 63	139	A	Stony Brook	69 65
								53	H	Albany (NY)	42 77	139	H	Stony Brook	60 69
								77	A	Maine	55 65	203	A	Hartford	57 65
								77	H	Maine	38 72	221	H	Columbia	68 70
								86	A	Saint Joseph's	45 104	225	A	Morgan St.	65 46
								89	H	Bucknell	65 52	230	H	Binghamton	62 51
												243	A	New Hampshire	65 55
												248	H	American	47 46
												256	A	Loyola Maryland	52 46
												270	A	Coppin St.	68 61
												282	H	La Salle	60 29
												284	A	Towson	51 61
												286	H	Rider	58 53
												286	N	Rider	67 58
												289	H	Vermont	85 48
												303	A	UMES	55 52
												314	A	UMass Lowell	68 44
												314	H	UMass Lowell	68 52
LAST 12 Division I GAMES:															
314	H	UMass Lowell	68 52	203	A	Hartford	57 65								
139	A	Stony Brook	69 65	314	A	UMass Lowell	68 44								
77	H	Maine	38 72	139	H	Stony Brook	60 69								
53	A	Albany (NY)	39 63	77	A	Maine	55 65								
243	A	New Hampshire	65 55	53	H	Albany (NY)	42 77								
230	H	Binghamton	62 51	289	H	Vermont	85 48								

U
M
B
C

Non-Div I Games:

UMBC

UMES				STRENGTH OF SCHEDULE	OPP. STRENGTH OF SCHEDULE	TEAM RPI	ADJ. RPI	CONF. RPI	ADJ CONF. RPI
Average RPI Win:	278	WON-LOST RECORD	WINNING PCT. RANK						
Average RPI Loss:	196		LAST 10 GAMES						
DIV. I ONLY	6- 16	284	4- 6	273	310	303	303	31	31
DIV. I NON-CONF.	1- 10	330	0- 3	73	248	282	282	30	30
TOTALS	RPI 1-25	RPI 26-50	W-L RECORDS	RPI 51-100	RPI 101-150	RPI 150+			
6- 16	0- 2	0- 0	OVERALL	0- 1	0- 2	6- 11			
3- 8	0- 1	0- 0	HOME	0- 1	0- 0	3- 6			
3- 8	0- 1	0- 0	AWAY	0- 0	0- 2	3- 5			
0- 0	0- 0	0- 0	NEUTRAL	0- 0	0- 0	0- 0			
1- 10	0- 2	0- 0	NON-CONFERENCE	0- 1	0- 2	1- 5			
1- 5	0- 1	0- 0	HOME	0- 1	0- 0	1- 3			
0- 5	0- 1	0- 0	AWAY	0- 0	0- 2	0- 2			
0- 0	0- 0	0- 0	NEUTRAL	0- 0	0- 0	0- 0			
5- 6	0- 0	0- 0	CONFERENCE	0- 0	0- 0	5- 6			
2- 3	0- 0	0- 0	HOME	0- 0	0- 0	2- 3			
3- 3	0- 0	0- 0	AWAY	0- 0	0- 0	3- 3			
0- 0	0- 0	0- 0	NEUTRAL	0- 0	0- 0	0- 0			

RPI 1-25				RPI 26-50				RPI 51-100				RPI 101+ Team's RPI: 303			
RPI	S	Opponent	Score	RPI	S	Opponent	Score	RPI	S	Opponent	Score	RPI	S	Opponent	Score
11	H	Maryland	30 106					87	H	Georgetown	60 71	104	A	VCU	39 63
21	A	Duquesne	59 95									137	A	Xavier	56 61
												156	H	Hampton	55 76
												161	H	Old Dominion	52 69
												170	H	UMBC	52 55
												172	A	Northeastern	49 60
												204	H	USC Upstate	78 59
												225	H	Morgan St.	69 77
												251	A	N.C. A&T	56 50
												259	H	Bethune-Cookman	76 71
												270	A	Coppin St.	54 61
												292	A	UNCG	51 71
												300	A	Savannah St.	42 60
												311	A	South Carolina St.	63 56
												316	H	Howard	62 59
												327	A	Delaware St.	70 61
												339	H	Mt. St. Mary's	50 57
												346	H	Norfolk St.	63 74
												349	A	N.C. Central	46 49
LAST 12 Division I GAMES:															
327	A	Delaware St.	70 61	311	A	South Carolina St.	63 56								
346	H	Norfolk St.	63 74	300	A	Savannah St.	42 60								
156	H	Hampton	55 76	225	H	Morgan St.	69 77								
316	H	Howard	62 59	292	A	UNCG	51 71								
270	A	Coppin St.	54 61	161	H	Old Dominion	52 69								
259	H	Bethune-Cookman	76 71	11	H	Maryland	30 106								

Non-Div I Games: Cheyney 76 46

UMES

■ Loss,
 ■ Non-Conf,
 ■ S Site,
 ■ H Home
 ■ A Away
 N Neutral

Average RPI Win:	238	WON-LOST	WINNING	LAST 10	STRENGTH OF	OPP. STRENGTH	TEAM	ADJ.	CONF.	ADJ CONF.
Average RPI Loss:	222	RECORD	PCT. RANK	GAMES	SCHEDULE	OF SCHEDULE	RPI	RPI	RPI	RPI
DIV. I ONLY	7- 14	259	4- 6	334	242	296	296	25	25	
DIV. I NON-CONF.	3- 8	258	1- 1	331	221	318	318	25	25	
TOTALS	RPI 1-25	RPI 26-50	W-L RECORDS	RPI 51-100	RPI 101-150	RPI 150+				
7- 14	0- 0	0- 0	OVERALL	0- 2	0- 0	7- 12				
2- 6	0- 0	0- 0	HOME	0- 1	0- 0	2- 5				
5- 8	0- 0	0- 0	AWAY	0- 1	0- 0	5- 7				
0- 0	0- 0	0- 0	NEUTRAL	0- 0	0- 0	0- 0				
3- 8	0- 0	0- 0	NON-CONFERENCE	0- 1	0- 0	3- 7				
1- 3	0- 0	0- 0	HOME	0- 0	0- 0	1- 3				
2- 5	0- 0	0- 0	AWAY	0- 1	0- 0	2- 4				
0- 0	0- 0	0- 0	NEUTRAL	0- 0	0- 0	0- 0				
4- 6	0- 0	0- 0	CONFERENCE	0- 1	0- 0	4- 5				
1- 3	0- 0	0- 0	HOME	0- 1	0- 0	1- 2				
3- 3	0- 0	0- 0	AWAY	0- 0	0- 0	3- 3				
0- 0	0- 0	0- 0	NEUTRAL	0- 0	0- 0	0- 0				

RPI 1-25				RPI 26-50				RPI 51-100				RPI 101+				Team's RPI: 296	
RPI	S	Opponent	Score	RPI	S	Opponent	Score	RPI	S	Opponent	Score	RPI	S	Opponent	Score		
								90	A	Northwestern	38	80	166	H	SIUE	58	63
								100	H	New Mexico St.	62	68	185	A	Milwaukee	48	70
												195	A	Kansas	47	44	
												199	A	Southeast Mo. St.	65	78	
												207	A	UTRGV	59	57	
												207	H	UTRGV	53	62	
												220	A	Utah Valley	71	79	
												225	A	Morgan St.	59	50	
												228	A	Grand Canyon	63	57	
												232	H	Indiana St.	47	77	
												245	A	CSU Bakersfield	56	40	
												245	H	CSU Bakersfield	68	78	
												254	A	Seattle	63	69	
												254	H	Seattle	64	43	
												276	A	Omaha	42	57	
												284	A	Towson	47	70	
												310	H	Denver	68	58	
												319	H	North Florida	55	62	
												334	A	Chicago St.	72	77	
LAST 12 Division I GAMES:																	
				207	A	UTRGV	59 57					207	H	UTRGV	53	62	
				254	H	Seattle	64 43					100	H	New Mexico St.	62	68	
				245	H	CSU Bakersfield	68 78					245	A	CSU Bakersfield	56	40	
				334	A	Chicago St.	72 77					254	A	Seattle	63	69	
				228	A	Grand Canyon	63 57					225	A	Morgan St.	59	50	
				220	A	Utah Valley	71 79					284	A	Towson	47	70	

Non-Div I Games: Stephens College 76 46 Bethany (KS) 64 51

UMKC

Loss, Non-Conf, S Site, H Home A Away N Neutral

Average RPI Win:	298	WON-LOST	WINNING	LAST 10	STRENGTH OF	OPP. STRENGTH	TEAM	ADJ.	CONF.	ADJ CONF.
Average RPI Loss:	171	RECORD	PCT. RANK	GAMES	SCHEDULE	OF SCHEDULE	RPI	RPI	RPI	RPI
DIV. I ONLY	4- 21	325	1- 9	216	252	314	314	15	15	
DIV. I NON-CONF.	3- 9	272	0- 0	265	288	296	296	18	18	
TOTALS	RPI 1-25	RPI 26-50	W-L RECORDS	RPI 51-100	RPI 101-150	RPI 150+				
4- 21	0- 1	0- 1	OVERALL	0- 3	0- 3	4- 13				
2- 9	0- 0	0- 0	HOME	0- 2	0- 1	2- 6				
2- 12	0- 0	0- 0	AWAY	0- 0	0- 0	2- 0				
0- 0	0- 0	0- 0	NEUTRAL	0- 0	0- 0	0- 0				
3- 9	0- 1	0- 1	NON-CONFERENCE	0- 0	0- 1	3- 6				
2- 2	0- 0	0- 0	HOME	0- 0	0- 0	2- 2				
1- 7	0- 1	0- 1	AWAY	0- 0	0- 1	1- 4				
0- 0	0- 0	0- 0	NEUTRAL	0- 0	0- 0	0- 0				
1- 12	0- 0	0- 0	CONFERENCE	0- 3	0- 2	1- 7				
0- 7	0- 0	0- 0	HOME	0- 2	0- 1	0- 4				
1- 5	0- 0	0- 0	AWAY	0- 1	0- 1	1- 3				
0- 0	0- 0	0- 0	NEUTRAL	0- 0	0- 0	0- 0				

RPI 1-25				RPI 26-50				RPI 51-100				RPI 101+ Team's RPI: 314			
RPI	S	Opponent	Score	RPI	S	Opponent	Score	RPI	S	Opponent	Score	RPI	S	Opponent	Score
11	A	Maryland	53 102	29	A	Miami (FL)	53 84	53	H	Albany (NY)	55 85	113	A	Boston College	55 66
								77	A	Maine	44 74	139	A	Stony Brook	46 60
								77	H	Maine	46 73	139	H	Stony Brook	50 64
												170	A	UMBC	52 68
												170	H	UMBC	44 68
												191	A	Rhode Island	64 72
												203	A	Hartford	59 72
												203	H	Hartford	70 75
												221	H	Columbia	57 67
												230	H	Binghamton	70 75
												235	H	Bryant	64 83
												240	A	Massachusetts	58 84
												243	A	New Hampshire	61 65
												244	H	Holy Cross	75 67
												266	A	Central Conn. St.	53 64
												288	A	FIU	68 71
												289	A	Vermont	68 66
												289	H	Vermont	51 59
												312	A	Fairleigh Dickinson	78 67
												347	H	Boston U.	70 57
LAST 12 Division I GAMES:															
170	A	UMBC	52 68	230	H	Binghamton	70 75								
77	H	Maine	46 73	243	A	New Hampshire	61 65								
289	A	Vermont	68 66	289	H	Vermont	51 59								
139	A	Stony Brook	46 60	170	H	UMBC	44 68								
203	H	Hartford	70 75	77	A	Maine	44 74								
53	H	Albany (NY)	55 85	139	H	Stony Brook	50 64								

Non-Div I Games:

UMass Lowell

■ Loss,
 ■ Non-Conf,
 ■ S Site,
 ■ H Home
 ■ A Away
 N Neutral

UNC Asheville

Through Games Of Feb. 15, 2016

Average RPI Win:	266	WON-LOST	WINNING	LAST 10	STRENGTH OF	OPP. STRENGTH	TEAM	ADJ.	CONF.	ADJ CONF.
Average RPI Loss:	173	RECORD	PCT. RANK	GAMES	SCHEDULE	OF SCHEDULE	RPI	RPI	RPI	RPI
DIV. I ONLY	18- 4	27	9- 1	337	280	129	129	27	27	
DIV. I NON-CONF.	5- 2	86	0- 0	343	253	184	184	29	29	
TOTALS	RPI 1-25	RPI 26-50	W-L RECORDS	RPI 51-100	RPI 101-150	RPI 150+				
18- 4	0- 0	0- 0	OVERALL	1- 1	0- 1	17- 2				
8- 1	0- 0	0- 0	HOME	1- 0	0- 0	7- 1				
10- 3	0- 0	0- 0	AWAY	0- 0	0- 0	10- 0				
0- 0	0- 0	0- 0	NEUTRAL	0- 0	0- 0	0- 0				
5- 2	0- 0	0- 0	NON-CONFERENCE	0- 0	0- 1	5- 1				
3- 0	0- 0	0- 0	HOME	0- 0	0- 0	3- 0				
2- 2	0- 0	0- 0	AWAY	0- 0	0- 1	2- 1				
0- 0	0- 0	0- 0	NEUTRAL	0- 0	0- 0	0- 0				
13- 2	0- 0	0- 0	CONFERENCE	1- 1	0- 0	12- 1				
5- 1	0- 0	0- 0	HOME	1- 0	0- 0	4- 1				
8- 1	0- 0	0- 0	AWAY	0- 1	0- 0	8- 0				
0- 0	0- 0	0- 0	NEUTRAL	0- 0	0- 0	0- 0				

RPI 1-25				RPI 26-50				RPI 51-100				RPI 101+ Team's RPI: 129					
RPI	S	Opponent	Score	RPI	S	Opponent	Score	RPI	S	Opponent	Score	RPI	S	Opponent	Score		
								99	A	Liberty	53	71	140	A	ETSU	68	74
								99	H	Liberty	56	51	204	H	USC Upstate	68	59
													206	A	Radford	54	46
													213	H	Gardner-Webb	56	58
													217	H	Furman	84	71
													223	A	Presbyterian	72	63
													223	H	Presbyterian	68	59
													241	A	Clemson	49	67
													253	A	High Point	82	81
													281	A	Campbell	72	58
													292	H	UNCG	95	52
													301	A	Western Caro.	67	45
													304	A	Coastal Caro.	63	52
													304	H	Coastal Caro.	77	69
													307	A	Wofford	70	63
													308	A	Charleston So.	58	50
													313	A	Winthrop	67	59
													313	H	Winthrop	63	55
													318	A	Longwood	61	54
													318	H	Longwood	81	42
LAST 12 Division I GAMES:																	
				99	H	Liberty	56	51	253	A	High Point	82	81				
				318	A	Longwood	61	54	213	H	Gardner-Webb	56	58				
				304	H	Coastal Caro.	77	69	318	H	Longwood	81	42				
				313	A	Winthrop	67	59	308	A	Charleston So.	58	50				
				206	A	Radford	54	46	99	A	Liberty	53	71				
				223	H	Presbyterian	68	59	281	A	Campbell	72	58				

Non-Div I Games: Montreat 89 41 Warren Wilson 108 47

UNC Asheville

Loss, Non-Conf, S Site, H Home A Away N Neutral

Average RPI Win:	310	WON-LOST	WINNING	LAST 10	STRENGTH OF	OPP. STRENGTH	TEAM	ADJ.	CONF.	ADJ CONF.
Average RPI Loss:	154	RECORD	PCT. RANK	GAMES	SCHEDULE	OF SCHEDULE	RPI	RPI	RPI	RPI
DIV. I ONLY	6- 17	286	0- 10	196	271	292	292	17	17	
DIV. I NON-CONF.	6- 6	160	1- 0	266	333	213	213	16	16	
TOTALS	RPI 1-25	RPI 26-50	W-L RECORDS	RPI 51-100	RPI 101-150	RPI 150+				
6- 17	0- 1	0- 0	OVERALL	0- 3	0- 7	6- 6				
4- 7	0- 0	0- 0	HOME	0- 1	0- 3	4- 3				
1- 10	0- 1	0- 0	AWAY	0- 2	0- 4	1- 3				
1- 0	0- 0	0- 0	NEUTRAL	0- 0	0- 0	1- 0				
6- 6	0- 1	0- 0	NON-CONFERENCE	0- 1	0- 1	6- 3				
4- 1	0- 0	0- 0	HOME	0- 0	0- 0	4- 1				
1- 5	0- 1	0- 0	AWAY	0- 1	0- 1	1- 2				
1- 0	0- 0	0- 0	NEUTRAL	0- 0	0- 0	1- 0				
0- 11	0- 0	0- 0	CONFERENCE	0- 2	0- 6	0- 3				
0- 6	0- 0	0- 0	HOME	0- 1	0- 3	0- 2				
0- 5	0- 0	0- 0	AWAY	0- 1	0- 3	0- 1				
0- 0	0- 0	0- 0	NEUTRAL	0- 0	0- 0	0- 0				

RPI 1-25				RPI 26-50				RPI 51-100				RPI 101+ Team's RPI: 292			
RPI	S	Opponent	Score	RPI	S	Opponent	Score	RPI	S	Opponent	Score	RPI	S	Opponent	Score
3	A	South Carolina	44 92					63	A	Chattanooga	61 72	120	A	Mercer	47 81
								63	H	Chattanooga	53 74	120	H	Mercer	78 86
								80	A	Tulane	53 74	122	A	Samford	49 80
												122	H	Samford	52 57
												129	A	UNC Asheville	52 95
												140	A	ETSU	73 89
												140	H	ETSU	77 80
												204	A	USC Upstate	61 84
												213	A	Gardner-Webb	57 59
												217	H	Furman	59 75
												253	H	High Point	82 72
												275	H	Tennessee Tech	64 73
												293	N	Cleveland St.	55 51
												301	A	Western Caro.	72 84
												303	H	UMES	71 51
												307	H	Wofford	56 58
												318	H	Longwood	81 60
												341	A	New Orleans	81 79
												349	H	N.C. Central	103 56
LAST 12 Division I GAMES:															
140	H	ETSU	77 80	307	H	Wofford	56 58								
63	H	Chattanooga	53 74	63	A	Chattanooga	61 72								
120	A	Mercer	47 81	140	A	ETSU	73 89								
122	A	Samford	49 80	122	H	Samford	52 57								
301	A	Western Caro.	72 84	120	H	Mercer	78 86								
217	H	Furman	59 75	349	H	N.C. Central	103 56								

Non-Div I Games: Barton 82 55 Pfeiffer 71 52 Francis Marion 63 66

UNCG

Loss, Non-Conf, S Site, H Home A Away N Neutral

Average RPI Win:	266	WON-LOST	WINNING	LAST 10	STRENGTH OF	OPP. STRENGTH	TEAM	ADJ.	CONF.	ADJ CONF.
Average RPI Loss:	118	RECORD	PCT. RANK	GAMES	SCHEDULE	OF SCHEDULE	RPI	RPI	RPI	RPI
DIV. I ONLY	6- 17	286	2- 8	152	162	262	262	13	13	
DIV. I NON-CONF.	3- 7	248	0- 0	173	205	240	240	12	12	
TOTALS	RPI 1-25	RPI 26-50	W-L RECORDS	RPI 51-100	RPI 101-150	RPI 150+				
6- 17	0- 0	0- 2	OVERALL	0- 7	1- 1	5- 7				
3- 9	0- 0	0- 1	HOME	0- 4	1- 0	2- 4				
3- 8	0- 0	0- 1	AWAY	0- 3	0- 1	3- 3				
0- 0	0- 0	0- 0	NEUTRAL	0- 0	0- 0	0- 0				
3- 7	0- 0	0- 1	NON-CONFERENCE	0- 2	1- 1	2- 3				
1- 4	0- 0	0- 1	HOME	0- 1	1- 0	0- 2				
2- 3	0- 0	0- 0	AWAY	0- 1	0- 1	2- 1				
0- 0	0- 0	0- 0	NEUTRAL	0- 0	0- 0	0- 0				
3- 10	0- 0	0- 1	CONFERENCE	0- 5	0- 0	3- 4				
2- 5	0- 0	0- 0	HOME	0- 3	0- 0	2- 2				
1- 5	0- 0	0- 1	AWAY	0- 2	0- 0	1- 2				
0- 0	0- 0	0- 0	NEUTRAL	0- 0	0- 0	0- 0				

RPI 1-25			RPI 26-50			RPI 51-100			RPI 101+			Team's RPI: 262			
RPI	S	Opponent	Score	RPI	S	Opponent	Score	RPI	S	Opponent	Score				
				28	H	Ohio	59 75	51	A	Duke	56 78	104	A	VCU	45 58
				35	A	James Madison	40 60	63	H	Chattanooga	33 61	147	H	Jacksonville	51 49
								67	H	Hofstra	64 68	154	H	Davidson	50 77
								88	A	Drexel	60 66	172	H	Northeastern	66 72
								88	H	Drexel	57 71	173	A	Delaware	59 67
								92	A	Elon	53 70	182	H	Stetson	49 52
								92	H	Elon	60 67	201	H	Col. of Charleston	53 64
												205	A	Richmond	53 63
												216	A	William & Mary	65 77
												216	H	William & Mary	59 44
												284	A	Towson	52 49
												284	H	Towson	53 51
												319	A	North Florida	63 47
												346	A	Norfolk St.	61 57
LAST 12 Division I GAMES:															
				88	A	Drexel	60 66	92	A	Elon	53 70				
				172	H	Northeastern	66 72	216	A	William & Mary	65 77				
				216	H	William & Mary	59 44	201	H	Col. of Charleston	53 64				
				88	H	Drexel	57 71	67	H	Hofstra	64 68				
				35	A	James Madison	40 60	284	A	Towson	52 49				
				284	H	Towson	53 51	173	A	Delaware	59 67				

Non-Div I Games: UNC Pembroke 68 43

UNCW

Loss,
Non-Conf, S Site,
H Home
A Away
N Neutral

UNITUNIT

UNI

Page 312

Average RPI Win:	270	WON-LOST	WINNING	LAST 10	STRENGTH OF	OPP. STRENGTH	TEAM	ADJ.	CONF.	ADJ CONF.
Average RPI Loss:	112	RECORD	PCT. RANK	GAMES	SCHEDULE	OF SCHEDULE	RPI	RPI	RPI	RPI
DIV. I ONLY	12- 11	159	5- 5	205	219	180	180	19	19	
DIV. I NON-CONF.	6- 4	125	0- 0	266	232	182	182	20	20	
TOTALS	RPI 1-25	RPI 26-50	W-L RECORDS	RPI 51-100	RPI 101-150	RPI 150+				
12- 11	0- 0	0- 4	OVERALL	0- 0	0- 5	12- 2				
8- 3	0- 0	0- 1	HOME	0- 0	0- 2	8- 0				
4- 7	0- 0	0- 2	AWAY	0- 0	0- 3	4- 2				
0- 1	0- 0	0- 1	NEUTRAL	0- 0	0- 0	0- 0				
6- 4	0- 0	0- 2	NON-CONFERENCE	0- 0	0- 2	6- 0				
4- 1	0- 0	0- 0	HOME	0- 0	0- 1	4- 0				
2- 2	0- 0	0- 1	AWAY	0- 0	0- 1	2- 0				
0- 1	0- 0	0- 1	NEUTRAL	0- 0	0- 0	0- 0				
6- 7	0- 0	0- 2	CONFERENCE	0- 0	0- 3	6- 2				
4- 2	0- 0	0- 1	HOME	0- 0	0- 1	4- 0				
2- 5	0- 0	0- 1	AWAY	0- 0	0- 2	2- 2				
0- 0	0- 0	0- 0	NEUTRAL	0- 0	0- 0	0- 0				

RPI S	Opponent	Score	RPI S	Opponent	Score	RPI S	Opponent	Score	RPI S	Opponent	Score	Team's RPI: 180
31	N UTEP	52 60	39	A Southern California	42 73				108	H Drake	68 76	
45	A Colorado St.	52 83	45	H Colorado St.	56 64				136	A Boise St.	56 75	
									148	A Fresno St.	54 58	
									148	H Fresno St.	52 57	
									150	A Long Beach St.	63 67	
									164	H George Mason	67 59	
									187	A New Mexico	53 67	
									187	H New Mexico	57 48	
									190	A San Jose St.	61 69	
									215	H Utah St.	46 38	
									234	H Wyoming	66 37	
									247	A San Diego St.	55 41	
									261	A Houston	63 60	
									267	H Pepperdine	83 63	
									326	A A&M-Corpus Christi	65 51	
									329	H Nevada	65 59	
									330	H Southern Utah	79 44	
									332	H UC Irvine	72 52	
									343	A Air Force	60 56	
LAST 12 Division I GAMES:												
45	A Colorado St.	52 83	329	H Nevada	65 59							
190	A San Jose St.	61 69	215	H Utah St.	46 38							
148	H Fresno St.	52 57	343	A Air Force	60 56							
187	H New Mexico	57 48	187	A New Mexico	53 67							
247	A San Diego St.	55 41	234	H Wyoming	66 37							
136	A Boise St.	56 75	45	H Colorado St.	56 64							

Non-Div I Games: Cal St. San Marcos 62 43

UNLV

■ Loss,
 ■ Non-Conf,
 ■ S Site,
 ■ Home
 ■ A Away
 N Neutral

USC Upstate

Through Games Of Feb. 15, 2016

Average RPI Win:	300	WON-LOST	WINNING	LAST 10	STRENGTH OF	OPP. STRENGTH	TEAM	ADJ.	CONF.	ADJ CONF.
Average RPI Loss:	130	RECORD	PCT. RANK	GAMES	SCHEDULE	OF SCHEDULE	RPI	RPI	RPI	RPI
DIV. I ONLY	14- 9	105	7- 3	328	272	204	204	29	29	
DIV. I NON-CONF.	6- 6	160	1- 0	339	264	260	260	27	27	
TOTALS	RPI 1-25	RPI 26-50	W-L RECORDS	RPI 51-100	RPI 101-150	RPI 150+				
14- 9	0- 0	0- 0	OVERALL	0- 4	0- 3	14- 2				
7- 3	0- 0	0- 0	HOME	0- 1	0- 1	7- 1				
7- 6	0- 0	0- 0	AWAY	0- 3	0- 2	7- 1				
0- 0	0- 0	0- 0	NEUTRAL	0- 0	0- 0	0- 0				
6- 6	0- 0	0- 0	NON-CONFERENCE	0- 2	0- 2	6- 2				
3- 1	0- 0	0- 0	HOME	0- 0	0- 0	3- 1				
3- 5	0- 0	0- 0	AWAY	0- 2	0- 2	3- 1				
0- 0	0- 0	0- 0	NEUTRAL	0- 0	0- 0	0- 0				
8- 3	0- 0	0- 0	CONFERENCE	0- 2	0- 1	8- 0				
4- 2	0- 0	0- 0	HOME	0- 1	0- 1	4- 0				
4- 1	0- 0	0- 0	AWAY	0- 1	0- 0	4- 0				
0- 0	0- 0	0- 0	NEUTRAL	0- 0	0- 0	0- 0				

RPI 1-25				RPI 26-50				RPI 51-100				RPI 101+				Team's RPI: 204	
RPI	S	Opponent	Score	RPI	S	Opponent	Score	RPI	S	Opponent	Score	RPI	S	Opponent	Score		
								60	A	FGCU	43	54	101	A	North Carolina	40	80
								60	H	FGCU	44	56	129	A	UNC Asheville	59	68
								65	A	Michigan	61	119	147	H	Jacksonville	43	49
								84	A	Georgia Tech	46	87	182	A	Stetson	61	56
													182	H	Stetson	73	58
													217	H	Furman	63	75
													292	H	UNCG	84	61
													297	A	Kennesaw St.	61	53
													297	H	Kennesaw St.	66	57
													298	A	Morehead St.	86	72
													301	H	Western Caro.	68	59
													303	A	UMES	59	78
													319	H	North Florida	69	54
													328	A	IPFW	84	81
													335	A	Lipscomb	81	54
													335	H	Lipscomb	93	71
													342	A	NJIT	58	41
													346	A	Norfolk St.	82	62
													349	H	N.C. Central	68	46
LAST 12 Division I GAMES:																	
				60	H	FGCU	44	56		319	H	North Florida	69	54			
				182	H	Stetson	73	58		147	H	Jacksonville	43	49			
				297	A	Kennesaw St.	61	53		182	A	Stetson	61	56			
				335	H	Lipscomb	93	71		60	A	FGCU	43	54			
				297	H	Kennesaw St.	66	57		342	A	NJIT	58	41			
				335	A	Lipscomb	81	54		301	H	Western Caro.	68	59			

Non-Div I Games: Southern Wesleyan 84 51 Mars Hill 81 65 Bob Jones 96 46

USC Upstate

Loss, Non-Conf, S Site, H Home A Away N Neutral

Average RPI Win:	246	WON-LOST	WINNING	LAST 10	STRENGTH OF	OPP. STRENGTH	TEAM	ADJ.	CONF.	ADJ CONF.
Average RPI Loss:	117	RECORD	PCT. RANK	GAMES	SCHEDULE	OF SCHEDULE	RPI	RPI	RPI	RPI
DIV. I ONLY	11- 11	167	5- 5	130	193	144	144	16	16	
DIV. I NON-CONF.	4- 5	193	0- 0	20	120	102	102	14	14	
TOTALS	RPI 1-25	RPI 26-50	W-L RECORDS	RPI 51-100	RPI 101-150	RPI 150+				
11- 11	0- 1	0- 4	OVERALL	0- 0	1- 2	10- 4				
3- 6	0- 0	0- 3	HOME	0- 0	1- 1	2- 2				
8- 5	0- 1	0- 1	AWAY	0- 0	0- 1	8- 2				
0- 0	0- 0	0- 0	NEUTRAL	0- 0	0- 0	0- 0				
4- 5	0- 1	0- 3	NON-CONFERENCE	0- 0	1- 0	3- 1				
1- 3	0- 0	0- 2	HOME	0- 0	1- 0	0- 1				
3- 2	0- 1	0- 1	AWAY	0- 0	0- 0	3- 0				
0- 0	0- 0	0- 0	NEUTRAL	0- 0	0- 0	0- 0				
7- 6	0- 0	0- 1	CONFERENCE	0- 0	0- 2	7- 3				
2- 3	0- 0	0- 1	HOME	0- 0	0- 1	2- 1				
5- 3	0- 0	0- 0	AWAY	0- 0	0- 1	5- 2				
0- 0	0- 0	0- 0	NEUTRAL	0- 0	0- 0	0- 0				

RPI 1-25				RPI 26-50				RPI 51-100				RPI 101+ Team's RPI: 144			
RPI	S	Opponent	Score	RPI	S	Opponent	Score	RPI	S	Opponent	Score	RPI	S	Opponent	Score
4	A	Baylor	20 62	34	H	Seton Hall	54 61					135	H	Little Rock	55 59
				43	H	Arkansas St.	71 78					147	H	Jacksonville	56 54
				48	A	Kansas St.	41 61					149	A	La.-Lafayette	52 63
				50	H	Western Ky.	64 73					168	H	McNeese St.	57 63
												179	A	Troy	71 88
												208	A	South Ala.	55 59
												211	A	Texas St.	80 48
												233	A	Stephen F. Austin	67 63
												246	A	UTSA	51 47
												249	A	Houston Baptist	64 40
												257	A	Appalachian St.	76 45
												257	H	Appalachian St.	65 58
												271	A	Georgia St.	74 45
												271	H	Georgia St.	63 68
												277	A	Ga. Southern	53 41
												277	H	Ga. Southern	70 31
												285	A	La.-Monroe	60 50
LAST 12 Division I GAMES:															
257	H	Appalachian St.	65 58	135	H	Little Rock	55 59								
211	A	Texas St.	80 48	43	H	Arkansas St.	71 78								
271	A	Georgia St.	74 45	208	A	South Ala.	55 59								
277	A	Ga. Southern	53 41	179	A	Troy	71 88								
149	A	La.-Lafayette	52 63	257	A	Appalachian St.	76 45								
285	A	La.-Monroe	60 50	277	H	Ga. Southern	70 31								

Non-Div I Games: Missouri Valley 96 30

UT Arlington

■ Loss,
 ■ Non-Conf, S Site,
 ■ Home
 ■ Away
 N Neutral

Average RPI Win:	222	WON-LOST	WINNING	LAST 10	STRENGTH OF	OPP. STRENGTH	TEAM	ADJ.	CONF.	ADJ CONF.
Average RPI Loss:	110	RECORD	PCT. RANK	GAMES	SCHEDULE	OF SCHEDULE	RPI	RPI	RPI	RPI
DIV. I ONLY	18- 8	73	9- 1	227	164	96	96	24	24	
DIV. I NON-CONF.	7- 6	156	0- 0	117	46	100	100	23	23	
TOTALS	RPI 1-25	RPI 26-50	W-L RECORDS	RPI 51-100	RPI 101-150	RPI 150+				
18- 8	0- 1	0- 1	OVERALL	0- 3	5- 0	13- 3				
9- 1	0- 0	0- 1	HOME	0- 0	3- 0	6- 0				
8- 7	0- 1	0- 0	AWAY	0- 3	1- 0	7- 3				
1- 0	0- 0	0- 0	NEUTRAL	0- 0	1- 0	0- 0				
7- 6	0- 1	0- 1	NON-CONFERENCE	0- 3	4- 0	3- 1				
3- 1	0- 0	0- 1	HOME	0- 0	2- 0	1- 0				
3- 5	0- 1	0- 0	AWAY	0- 3	1- 0	2- 1				
1- 0	0- 0	0- 0	NEUTRAL	0- 0	1- 0	0- 0				
11- 2	0- 0	0- 0	CONFERENCE	0- 0	1- 0	10- 2				
6- 0	0- 0	0- 0	HOME	0- 0	1- 0	5- 0				
5- 2	0- 0	0- 0	AWAY	0- 0	0- 0	5- 2				
0- 0	0- 0	0- 0	NEUTRAL	0- 0	0- 0	0- 0				

RPI 1-25				RPI 26-50				RPI 51-100				Team's RPI: 96	RPI 101+			
RPI	S	Opponent	Score	RPI	S	Opponent	Score	RPI	S	Opponent	Score		RPI	S	Opponent	Score
16	A	Louisville	66 88	43	H	Arkansas St.	74 76	57	A	Iowa	56 62		102	H	Belmont	81 79
								63	A	Chattanooga	46 61		122	H	Samford	52 50
								71	A	Vanderbilt	61 64		128	N	North Dakota	84 58
													145	A	Southern Ill.	70 63
													146	H	Alabama	83 65
													163	A	Illinois	74 94
													166	A	SIUE	85 79
													198	A	Eastern Ky.	61 70
													199	A	Southeast Mo. St.	84 74
													199	H	Southeast Mo. St.	95 65
													219	A	Cincinnati	63 57
													264	H	Miami (OH)	74 47
													265	H	Tennessee St.	77 50
													268	A	Austin Peay	70 80
													268	H	Austin Peay	75 51
													269	H	Murray St.	92 62
													275	H	Tennessee Tech	67 53
													280	A	Jacksonville St.	63 53
													298	A	Morehead St.	85 67
													320	A	Evansville	75 48
													336	A	Eastern Ill.	65 39
LAST 12 Division I GAMES:																
102	H	Belmont	81 79	265	H	Tennessee St.	77 50									
268	A	Austin Peay	70 80	199	A	Southeast Mo. St.	84 74									
199	H	Southeast Mo. St.	95 65	336	A	Eastern Ill.	65 39									
166	A	SIUE	85 79	280	A	Jacksonville St.	63 53									
268	H	Austin Peay	75 51	275	H	Tennessee Tech	67 53									
269	H	Murray St.	92 62	298	A	Morehead St.	85 67									

Non-Div I Games:

UT Martin

■ Loss,
■ Non-Conf,
■ S Site,
■ H Home
■ A Away
N Neutral

Average RPI Win: 183	WON-LOST	WINNING	LAST 10	STRENGTH OF	OPP. STRENGTH	TEAM	ADJ.	CONF.	ADJ CONF.
Average RPI Loss: 146	RECORD	PCT. RANK	GAMES	SCHEDULE	OF SCHEDULE	RPI	RPI	RPI	RPI
DIV. I ONLY	20- 2	8	9- 1	153	165	31	31	12	12
DIV. I NON-CONF.	8- 1	23	0- 0	81	300	19	19	10	10
TOTALS	RPI 1-25	RPI 26-50	W-L RECORDS	RPI 51-100	RPI 101-150	RPI 150+			
20- 2	0- 0	1- 0	OVERALL	3- 0	1- 2	15- 0			
13- 0	0- 0	0- 0	HOME	2- 0	1- 0	10- 0			
6- 2	0- 0	1- 0	AWAY	1- 0	0- 2	4- 0			
1- 0	0- 0	0- 0	NEUTRAL	0- 0	0- 0	1- 0			
8- 1	0- 0	0- 0	NON-CONFERENCE	2- 0	0- 1	6- 0			
6- 0	0- 0	0- 0	HOME	1- 0	0- 0	5- 0			
1- 1	0- 0	0- 0	AWAY	1- 0	0- 1	0- 0			
1- 0	0- 0	0- 0	NEUTRAL	0- 0	0- 0	1- 0			
12- 1	0- 0	1- 0	CONFERENCE	1- 0	1- 1	9- 0			
7- 0	0- 0	0- 0	HOME	1- 0	1- 0	5- 0			
5- 1	0- 0	1- 0	AWAY	0- 0	0- 1	4- 0			
0- 0	0- 0	0- 0	NEUTRAL	0- 0	0- 0	0- 0			

RPI 1-25				RPI 26-50				Team's RPI: 31				RPI 51-100				RPI 101+			
RPI	S	Opponent	Score	RPI	S	Opponent	Score	RPI	S	Opponent	Score	RPI	S	Opponent	Score	RPI	S	Opponent	Score
				50	A	Western Ky.	85 78					66	H	UC Riverside	68 57	142	A	Marshall	64 79
												74	H	Middle Tenn.	84 73	143	H	UAB	62 54
												100	A	New Mexico St.	71 65	150	A	Long Beach St.	40 47
																152	H	Southern Miss.	72 64
																156	H	Hampton	78 54
																171	A	Fla. Atlantic	78 66
																171	H	Fla. Atlantic	75 47
																176	H	Louisiana Tech	86 80
																180	N	UNLV	60 52
																187	H	New Mexico	70 62
																222	H	Idaho St.	67 54
																224	A	North Texas	75 67
																242	A	Rice	60 54
																246	H	UTSA	62 55
																249	H	Houston Baptist	98 63
																272	H	Northern Ariz.	77 66
																288	A	FIU	69 57
																288	H	FIU	70 52
LAST 12 Division I GAMES:																			
				171	H	Fla. Atlantic	75 47					288	A	FIU	69 57				
				288	H	FIU	70 52					171	A	Fla. Atlantic	78 66				
				50	A	Western Ky.	85 78					246	H	UTSA	62 55				
				142	A	Marshall	64 79					143	H	UAB	62 54				
				176	H	Louisiana Tech	86 80					74	H	Middle Tenn.	84 73				
				152	H	Southern Miss.	72 64					224	A	North Texas	75 67				

Non-Div I Games: Tex. Permian Basin 86 32

UTEP

■ Loss,
 ■ Non-Conf,
 ■ S Site,
 ■ H Home
 ■ A Away
 N Neutral

Average RPI Win:	265	WON-LOST	WINNING	LAST 10	STRENGTH OF	OPP. STRENGTH	TEAM	ADJ.	CONF.	ADJ CONF.
Average RPI Loss:	150	RECORD	PCT. RANK	GAMES	SCHEDULE	OF SCHEDULE	RPI	RPI	RPI	RPI
DIV. I ONLY	11- 11	167	6- 4	295	202	207	207	25	25	
DIV. I NON-CONF.	5- 7	198	0- 1	269	98	187	187	25	25	
TOTALS	RPI 1-25	RPI 26-50	W-L RECORDS	RPI 51-100	RPI 101-150	RPI 150+				
11- 11	0- 2	0- 1	OVERALL	0- 2	0- 1	11- 5				
4- 3	0- 0	0- 0	HOME	0- 1	0- 0	4- 2				
6- 7	0- 2	0- 1	AWAY	0- 1	0- 1	6- 2				
1- 1	0- 0	0- 0	NEUTRAL	0- 0	0- 0	1- 1				
5- 7	0- 2	0- 1	NON-CONFERENCE	0- 1	0- 1	5- 2				
1- 0	0- 0	0- 0	HOME	0- 0	0- 0	1- 0				
3- 6	0- 2	0- 1	AWAY	0- 1	0- 1	3- 1				
1- 1	0- 0	0- 0	NEUTRAL	0- 0	0- 0	1- 1				
6- 4	0- 0	0- 0	CONFERENCE	0- 1	0- 0	6- 3				
3- 3	0- 0	0- 0	HOME	0- 1	0- 0	3- 2				
3- 1	0- 0	0- 0	AWAY	0- 0	0- 0	3- 1				
0- 0	0- 0	0- 0	NEUTRAL	0- 0	0- 0	0- 0				

RPI 1-25				RPI 26-50				RPI 51-100				RPI 101+ Team's RPI: 207			
RPI	S	Opponent	Score	RPI	S	Opponent	Score	RPI	S	Opponent	Score	RPI	S	Opponent	Score
17	A	Oklahoma St.	54 78	48	A	Kansas St.	43 61	93	A	TCU	67 71	106	A	Eastern Mich.	56 78
19	A	Syracuse	32 91					100	H	New Mexico St.	57 68	174	N	East Carolina	59 70
												197	N	Cal Poly	66 58
												220	A	Utah Valley	57 71
												220	H	Utah Valley	61 48
												228	A	Grand Canyon	68 66
												228	H	Grand Canyon	52 28
												245	H	CSU Bakersfield	60 46
												254	H	Seattle	71 74
												260	A	UC Santa Barbara	62 60
												261	A	Houston	55 45
												296	A	UMKC	62 53
												296	H	UMKC	57 59
												322	A	Incarnate Word	68 50
												322	H	Incarnate Word	60 47
												326	A	A&M-Corpus Christi	46 49
												334	A	Chicago St.	64 56
LAST 12 Division I GAMES:															
296	H	UMKC	57 59	296	A	UMKC	62 53								
228	A	Grand Canyon	68 66	334	A	Chicago St.	64 56								
220	A	Utah Valley	57 71	220	H	Utah Valley	61 48								
100	H	New Mexico St.	57 68	228	H	Grand Canyon	52 28								
254	H	Seattle	71 74	19	A	Syracuse	32 91								
245	H	CSU Bakersfield	60 46	261	A	Houston	55 45								

Non-Div I Games: Concordia (TX) 90 44 Evangel 75 60 Texas Lutheran 90 38

UTRGV

Loss, Non-Conf, S Site, H Home A Away N Neutral

Average RPI Win: 220	WON-LOST	WINNING	LAST 10	STRENGTH OF	OPP. STRENGTH	TEAM	ADJ.	CONF.	ADJ CONF.
Average RPI Loss: 139	RECORD	PCT. RANK	GAMES	SCHEDULE	OF SCHEDULE	RPI	RPI	RPI	RPI
DIV. I ONLY	6- 15	281	3- 7	122	138	246	246	12	12
DIV. I NON-CONF.	2- 6	272	0- 0	48	245	229	229	10	10
TOTALS	RPI 1-25	RPI 26-50	W-L RECORDS	RPI 51-100	RPI 101-150	RPI 150+			
6- 15	0- 2	0- 2	OVERALL	0- 2	1- 2	5- 7			
5- 5	0- 0	0- 0	HOME	0- 1	1- 1	4- 3			
1- 10	0- 2	0- 2	AWAY	0- 1	0- 1	1- 4			
0- 0	0- 0	0- 0	NEUTRAL	0- 0	0- 0	0- 0			
2- 6	0- 2	0- 0	NON-CONFERENCE	0- 1	0- 1	2- 2			
2- 2	0- 0	0- 0	HOME	0- 0	0- 1	2- 1			
0- 4	0- 2	0- 0	AWAY	0- 1	0- 0	0- 1			
0- 0	0- 0	0- 0	NEUTRAL	0- 0	0- 0	0- 0			
4- 9	0- 0	0- 2	CONFERENCE	0- 1	1- 1	3- 5			
3- 3	0- 0	0- 0	HOME	0- 1	1- 0	2- 2			
1- 6	0- 0	0- 2	AWAY	0- 0	0- 1	1- 3			
0- 0	0- 0	0- 0	NEUTRAL	0- 0	0- 0	0- 0			

RPI 1-25				RPI 26-50				RPI 51-100				RPI 101+ Team's RPI: 246			
RPI	S	Opponent	Score	RPI	S	Opponent	Score	RPI	S	Opponent	Score	RPI	S	Opponent	Score
8	A	Texas	53 90	31	A	UTEP	55 62	61	A	Abilene Christian	60 79	142	A	Marshall	76 80
24	A	Oklahoma	41 80	50	A	Western Ky.	65 72	74	H	Middle Tenn.	63 74	143	H	UAB	54 52
												144	H	UT Arlington	47 51
												152	H	Southern Miss.	47 41
												171	A	Fla. Atlantic	51 64
												171	H	Fla. Atlantic	57 54
												176	H	Louisiana Tech	72 82
												211	A	Texas St.	64 72
												224	A	North Texas	58 68
												238	H	Texas Southern	44 59
												242	A	Rice	48 49
												249	H	Houston Baptist	79 50
												288	A	FIU	63 52
												288	H	FIU	54 59
												315	H	Illinois St.	77 51
LAST 12 Division I GAMES:															
288	H	FIU	54 59	171	A	Fla. Atlantic	51 64								
171	H	Fla. Atlantic	57 54	288	A	FIU	63 52								
142	A	Marshall	76 80	31	A	UTEP	55 62								
50	A	Western Ky.	65 72	74	H	Middle Tenn.	63 74								
152	H	Southern Miss.	47 41	143	H	UAB	54 52								
176	H	Louisiana Tech	72 82	242	A	Rice	48 49								

Non-Div I Games: Howard Payne 106 65 Tex. A&M-Kingsville 88 51

UTSA

Loss, Non-Conf, S Site, H Home A Away N Neutral

Average RPI Win: 154		WON-LOST	WINNING	LAST 10	STRENGTH OF	OPP. STRENGTH	TEAM	ADJ.	CONF.	ADJ CONF.
Average RPI Loss: 31		RECORD	PCT. RANK	GAMES	SCHEDULE	OF SCHEDULE	RPI	RPI	RPI	RPI
DIV. I ONLY		14- 11	138	3- 7	33	24	70	70	1	1
DIV. I NON-CONF.		8- 3	77	0- 0	98	149	81	81	1	1
TOTALS		RPI 1-25	RPI 26-50	W-L RECORDS		RPI 51-100	RPI 101-150	RPI 150+		
14- 11	0- 7		1- 1	OVERALL		3- 2	3- 1	7- 0		
10- 4	0- 2		1- 1	HOME		2- 1	2- 0	5- 0		
4- 5	0- 4		0- 0	AWAY		1- 1	1- 0	2- 0		
0- 2	0- 1		0- 0	NEUTRAL		0- 0	0- 1	0- 0		
8- 3	0- 2		0- 0	NON-CONFERENCE		1- 0	2- 1	5- 0		
7- 0	0- 0		0- 0	HOME		1- 0	2- 0	4- 0		
1- 1	0- 1		0- 0	AWAY		0- 0	0- 0	1- 0		
0- 2	0- 1		0- 0	NEUTRAL		0- 0	0- 1	0- 0		
6- 8	0- 5		1- 1	CONFERENCE		2- 2	1- 0	2- 0		
3- 4	0- 2		1- 1	HOME		1- 1	0- 0	1- 0		
3- 4	0- 3		0- 0	AWAY		1- 1	1- 0	1- 0		
0- 0	0- 0		0- 0	NEUTRAL		0- 0	0- 0	0- 0		

RPI S Opponent Score	RPI S Opponent Score	RPI S Opponent Score	RPI S Opponent Score
6 A Stanford 52 72	30 H Washington 88 83	58 A Oregon 58 69	112 A Arizona 60 55
7 A Arizona St. 60 80	39 H Southern California 59 70	58 H Oregon 65 77	113 N Boston College 51 76
9 A Oregon St. 53 72		73 H Washington St. 73 71	141 H Creighton 74 58
9 H Oregon St. 53 62		78 A California 84 79	148 H Fresno St. 78 63
10 H UCLA 63 69		79 H South Dakota 66 59	164 H George Mason 74 62
12 A BYU 59 73			178 A Colorado 76 68
24 N Oklahoma 55 70			178 H Colorado 71 55
			189 H UC Davis 88 58
			215 A Utah St. 64 61
			278 H Lamar 71 67
			287 H CSUN 97 56
LAST 12 Division I GAMES:			
9 A Oregon St. 53 72	58 H Oregon 65 77	9 H Oregon St. 53 62	
58 A Oregon 58 69	7 A Arizona St. 60 80	112 A Arizona 60 55	
178 A Colorado 76 68	78 A California 84 79	6 A Stanford 52 72	
178 H Colorado 71 55			
10 H UCLA 63 69			
39 H Southern California 59 70			

Non-Div I Games:

Utah

■ Loss,
 ■ Non-Conf, S Site,
 ■ Home
 ■ Away
 N Neutral

Average RPI Win:	248	WON-LOST	WINNING	LAST 10	STRENGTH OF	OPP. STRENGTH	TEAM	ADJ.	CONF.	ADJ CONF.
Average RPI Loss:	145	RECORD	PCT. RANK	GAMES	SCHEDULE	OF SCHEDULE	RPI	RPI	RPI	RPI
DIV. I ONLY	9- 12	215	5- 5	214	188	215	215	19	19	
DIV. I NON-CONF.	3- 6	234	0- 0	210	125	221	221	20	20	
TOTALS	RPI 1-25	RPI 26-50	W-L RECORDS	RPI 51-100	RPI 101-150	RPI 150+				
9- 12	0- 1	0- 1	OVERALL	0- 1	0- 2	9- 7				
4- 5	0- 0	0- 1	HOME	0- 1	0- 1	4- 2				
4- 7	0- 1	0- 0	AWAY	0- 0	0- 1	4- 5				
1- 0	0- 0	0- 0	NEUTRAL	0- 0	0- 0	1- 0				
3- 6	0- 1	0- 0	NON-CONFERENCE	0- 1	0- 0	3- 4				
1- 2	0- 0	0- 0	HOME	0- 1	0- 0	1- 1				
1- 4	0- 1	0- 0	AWAY	0- 0	0- 0	1- 3				
1- 0	0- 0	0- 0	NEUTRAL	0- 0	0- 0	1- 0				
6- 6	0- 0	0- 1	CONFERENCE	0- 0	0- 2	6- 3				
3- 3	0- 0	0- 1	HOME	0- 0	0- 1	3- 1				
3- 3	0- 0	0- 0	AWAY	0- 0	0- 1	3- 2				
0- 0	0- 0	0- 0	NEUTRAL	0- 0	0- 0	0- 0				

RPI 1-25				RPI 26-50				RPI 51-100				RPI 101+ Team's RPI: 215			
RPI	S	Opponent	Score	RPI	S	Opponent	Score	RPI	S	Opponent	Score	RPI	S	Opponent	Score
12	A	BYU	69 81	45	H	Colorado St.	49 69	70	H	Utah	61 64	136	A	Boise St.	78 84
												136	H	Boise St.	58 63
												157	H	Pacific	78 70
												169	A	Northern Colo.	60 74
												180	A	UNLV	38 46
												187	A	New Mexico	70 73
												187	H	New Mexico	72 56
												188	H	Sacramento St.	86 95
												190	H	San Jose St.	74 86
												209	A	Montana	70 86
												220	A	Utah Valley	76 72
												222	A	Idaho St.	67 81
												234	H	Wyoming	84 75
												247	A	San Diego St.	55 36
												247	H	San Diego St.	72 59
												265	N	Tennessee St.	63 46
												329	A	Nevada	79 66
												343	A	Air Force	66 53
LAST 12 Division I GAMES:															
187	A	New Mexico	70 73	45	H	Colorado St.	49 69								
234	H	Wyoming	84 75	343	A	Air Force	66 53								
136	H	Boise St.	58 63	187	H	New Mexico	72 56								
329	A	Nevada	79 66	136	A	Boise St.	78 84								
247	H	San Diego St.	72 59	247	A	San Diego St.	55 36								
180	A	UNLV	38 46	190	H	San Jose St.	74 86								

Non-Div I Games: Westminster (UT) 74 67 Haskell 90 63

Utah St.

Loss, Non-Conf, S Site, H Home A Away N Neutral

Utah Valley

Through Games Of Feb. 15, 2016

Average RPI Win:	251	WON-LOST	WINNING	LAST 10	STRENGTH OF	OPP. STRENGTH	TEAM	ADJ.	CONF.	ADJ CONF.
Average RPI Loss:	161	RECORD	PCT. RANK	GAMES	SCHEDULE	OF SCHEDULE	RPI	RPI	RPI	RPI
DIV. I ONLY	10- 13	207	5- 5	170	298	220	220	25	25	
DIV. I NON-CONF.	5- 8	209	0- 2	138	305	200	200	25	25	
TOTALS	RPI 1-25	RPI 26-50	W-L RECORDS	RPI 51-100	RPI 101-150	RPI 150+				
10- 13	0- 1	0- 0	OVERALL	1- 3	1- 1	8- 8				
6- 5	0- 0	0- 0	HOME	1- 1	0- 0	5- 4				
4- 7	0- 1	0- 0	AWAY	0- 2	1- 0	3- 4				
0- 1	0- 0	0- 0	NEUTRAL	0- 0	0- 1	0- 0				
5- 8	0- 1	0- 0	NON-CONFERENCE	1- 1	1- 1	3- 5				
2- 3	0- 0	0- 0	HOME	1- 0	0- 0	1- 3				
3- 4	0- 1	0- 0	AWAY	0- 1	1- 0	2- 2				
0- 1	0- 0	0- 0	NEUTRAL	0- 0	0- 1	0- 0				
5- 5	0- 0	0- 0	CONFERENCE	0- 2	0- 0	5- 3				
4- 2	0- 0	0- 0	HOME	0- 1	0- 0	4- 1				
1- 3	0- 0	0- 0	AWAY	0- 1	0- 0	1- 2				
0- 0	0- 0	0- 0	NEUTRAL	0- 0	0- 0	0- 0				

RPI 1-25				RPI 26-50				RPI 51-100				RPI 101+ Team's RPI: 220			
RPI	S	Opponent	Score	RPI	S	Opponent	Score	RPI	S	Opponent	Score	RPI	S	Opponent	Score
12	A	BYU	62 78					58	A	Oregon	68 79	136	A	Boise St.	72 70
								98	H	San Francisco	94 88	146	N	Alabama	60 67
								100	A	New Mexico St.	68 73	175	A	Eastern Wash.	64 68
								100	H	New Mexico St.	53 59	189	H	UC Davis	55 59
												192	A	Weber St.	56 61
												207	A	UTRGV	48 61
												207	H	UTRGV	71 57
												215	H	Utah St.	72 76
												222	H	Idaho St.	47 56
												228	H	Grand Canyon	53 61
												245	A	CSU Bakersfield	54 61
												245	H	CSU Bakersfield	72 53
												254	A	Seattle	61 44
												276	A	Omaha	74 59
												296	H	UMKC	79 71
												329	A	Nevada	73 65
												330	H	Southern Utah	70 58
												334	H	Chicago St.	74 46
LAST 12 Division I GAMES:															
245	H	CSU Bakersfield	72 53	296	H	UMKC	79 71								
100	H	New Mexico St.	53 59	228	H	Grand Canyon	53 61								
207	H	UTRGV	71 57	207	A	UTRGV	48 61								
245	A	CSU Bakersfield	54 61	100	A	New Mexico St.	68 73								
254	A	Seattle	61 44	189	H	UC Davis	55 59								
334	H	Chicago St.	74 46	222	H	Idaho St.	47 56								

Non-Div I Games: Bethesda (CA) 91 64 Dixie St. 77 63

Utah Valley

■ Loss,
 ■ Non-Conf,
 ■ S Site,
 ■ H Home
 ■ A Away
 N Neutral

Average RPI Win:	195	WON-LOST	WINNING	LAST 10	STRENGTH OF	OPP. STRENGTH	TEAM	ADJ.	CONF.	ADJ CONF.
Average RPI Loss:	117	RECORD	PCT. RANK	GAMES	SCHEDULE	OF SCHEDULE	RPI	RPI	RPI	RPI
DIV. I ONLY	17- 8	76	5- 5	157	145	104	104	7	7	
DIV. I NON-CONF.	11- 2	28	0- 0	178	289	58	58	8	8	
TOTALS	RPI 1-25	RPI 26-50	W-L RECORDS	RPI 51-100	RPI 101-150	RPI 150+				
17- 8	1- 1	1- 0	OVERALL	1- 2	1- 2	13- 3				
10- 4	0- 1	1- 0	HOME	0- 2	0- 0	9- 1				
7- 3	1- 0	0- 0	AWAY	1- 0	1- 0	4- 1				
0- 1	0- 0	0- 0	NEUTRAL	0- 0	0- 1	0- 0				
11- 2	1- 0	0- 0	NON-CONFERENCE	0- 0	1- 2	9- 0				
7- 0	0- 0	0- 0	HOME	0- 0	0- 0	7- 0				
4- 1	1- 0	0- 0	AWAY	0- 0	1- 1	2- 0				
0- 1	0- 0	0- 0	NEUTRAL	0- 0	0- 1	0- 0				
6- 6	0- 1	1- 0	CONFERENCE	1- 2	0- 0	4- 3				
3- 4	0- 1	1- 0	HOME	0- 2	0- 0	2- 1				
3- 2	0- 0	0- 0	AWAY	1- 0	0- 0	2- 2				
0- 0	0- 0	0- 0	NEUTRAL	0- 0	0- 0	0- 0				

RPI 1-25				RPI 26-50				RPI 51-100				RPI 101+ Team's RPI: 104			
RPI	S	Opponent	Score	RPI	S	Opponent	Score	RPI	S	Opponent	Score	RPI	S	Opponent	Score
7	A	Arizona St.	57 48	40	H	St. Bonaventure	52 47	52	A	Dayton	74 72	111	A	Iona	74 58
21	H	Duquesne	67 71					75	H	Saint Louis	72 77	114	N	Toledo	61 80
								86	H	Saint Joseph's	63 66	116	A	IUPUI	69 70
												154	H	Davidson	50 56
												161	H	Old Dominion	74 54
												164	A	George Mason	54 70
												165	H	Fordham	61 51
												205	A	Richmond	50 62
												205	H	Richmond	53 42
												216	H	William & Mary	73 47
												217	H	Furman	67 45
												240	A	Massachusetts	74 66
												251	A	N.C. A&T	64 49
												253	A	High Point	69 39
												262	H	UNCW	58 45
												270	H	Coppin St.	73 42
												281	H	Campbell	57 34
												282	A	La Salle	84 76
												303	H	UMES	63 39
LAST 12 Division I GAMES:															
205	A	Richmond	50 62	164	A	George Mason	54 70								
282	A	La Salle	84 76	154	H	Davidson	50 56								
40	H	St. Bonaventure	52 47	52	A	Dayton	74 72								
21	H	Duquesne	67 71	86	H	Saint Joseph's	63 66								
165	H	Fordham	61 51	75	H	Saint Louis	72 77								
205	H	Richmond	53 42	240	A	Massachusetts	74 66								

Non-Div I Games:

VCU

Valparaiso

Through Games Of Feb. 15, 2016

Average RPI Win: 184	WON-LOST	WINNING	LAST 10	STRENGTH OF	OPP. STRENGTH	TEAM	ADJ.	CONF.	ADJ CONF.
Average RPI Loss: 135	RECORD	PCT. RANK	GAMES	SCHEDULE	OF SCHEDULE	RPI	RPI	RPI	RPI
DIV. I ONLY	5- 16	301	3- 7	65	153	229	229	14	14
DIV. I NON-CONF.	1- 7	318	0- 0	45	37	252	252	15	15
TOTALS	RPI 1-25	RPI 26-50	W-L RECORDS	RPI 51-100	RPI 101-150	RPI 150+			
5- 16	0- 3	0- 0	OVERALL	0- 3	1- 1	4- 9			
4- 7	0- 1	0- 0	HOME	0- 1	1- 1	3- 4			
1- 8	0- 2	0- 0	AWAY	0- 2	0- 0	1- 4			
0- 1	0- 0	0- 0	NEUTRAL	0- 0	0- 0	0- 1			
1- 7	0- 2	0- 0	NON-CONFERENCE	0- 1	0- 1	1- 3			
1- 3	0- 1	0- 0	HOME	0- 0	0- 1	1- 1			
0- 3	0- 1	0- 0	AWAY	0- 1	0- 0	0- 1			
0- 1	0- 0	0- 0	NEUTRAL	0- 0	0- 0	0- 1			
4- 9	0- 1	0- 0	CONFERENCE	0- 2	1- 0	3- 6			
3- 4	0- 0	0- 0	HOME	0- 1	1- 0	2- 3			
1- 5	0- 1	0- 0	AWAY	0- 1	0- 0	1- 3			
0- 0	0- 0	0- 0	NEUTRAL	0- 0	0- 0	0- 0			

RPI 1-25				RPI 26-50				RPI 51-100				RPI 101+ Team's RPI: 229			
RPI	S	Opponent	Score	RPI	S	Opponent	Score	RPI	S	Opponent	Score	RPI	S	Opponent	Score
1	H	Notre Dame	54 110					83	A	San Diego	60 76	105	H	Youngstown St.	65 60
16	A	Louisville	42 75					94	A	Wright St.	63 80	119	H	Akron	74 85
23	A	Green Bay	42 81					94	H	Wright St.	54 65	155	A	Northern Ky.	61 60
												155	H	Northern Ky.	50 68
												166	H	SIUE	69 56
												169	N	Northern Colo.	63 77
												177	A	Detroit	65 85
												177	H	Detroit	66 72
												185	A	Milwaukee	60 82
												194	A	Butler	53 72
												200	A	Oakland	77 87
												200	H	Oakland	81 66
												210	H	Ill.-Chicago	50 54
												264	H	Miami (OH)	72 75
												293	H	Cleveland St.	66 59
LAST 12 Division I GAMES:															
177	A	Detroit	65 85	293	H	Cleveland St.	66 59								
200	A	Oakland	77 87	185	A	Milwaukee	60 82								
155	H	Northern Ky.	50 68	23	A	Green Bay	42 81								
94	H	Wright St.	54 65	200	H	Oakland	81 66								
210	H	Ill.-Chicago	50 54	177	H	Detroit	66 72								
105	H	Youngstown St.	65 60	94	A	Wright St.	63 80								

Non-Div I Games: Ind.-Northwest 79 57 Cardinal Stitch 63 62 Ind.-Kokomo 88 22

Valparaiso

Loss, Non-Conf, S Site, H Home A Away N Neutral

Vanderbilt

Through Games Of Feb. 15, 2016

Average RPI Win:	161	WON-LOST	WINNING	LAST 10	STRENGTH OF	OPP. STRENGTH	TEAM	ADJ.	CONF.	ADJ CONF.
Average RPI Loss:	49	RECORD	PCT. RANK	GAMES	SCHEDULE	OF SCHEDULE	RPI	RPI	RPI	RPI
DIV. I ONLY	15- 10	115	4- 6	60	53	71	71	2	2	
DIV. I NON-CONF.	11- 2	28	0- 0	112	212	32	32	2	2	
TOTALS	RPI 1-25	RPI 26-50	W-L RECORDS	RPI 51-100	RPI 101-150	RPI 150+				
15- 10	1- 5	1- 2	OVERALL	3- 1	4- 1	6- 1				
10- 4	0- 3	1- 1	HOME	1- 0	3- 0	5- 0				
4- 6	1- 2	0- 1	AWAY	1- 1	1- 1	1- 1				
1- 0	0- 0	0- 0	NEUTRAL	1- 0	0- 0	0- 0				
11- 2	0- 1	1- 0	NON-CONFERENCE	3- 1	1- 0	6- 0				
8- 0	0- 0	1- 0	HOME	1- 0	1- 0	5- 0				
2- 2	0- 1	0- 0	AWAY	1- 1	0- 0	1- 0				
1- 0	0- 0	0- 0	NEUTRAL	1- 0	0- 0	0- 0				
4- 8	1- 4	0- 2	CONFERENCE	0- 0	3- 1	0- 1				
2- 4	0- 3	0- 1	HOME	0- 0	2- 0	0- 0				
2- 4	1- 1	0- 1	AWAY	0- 0	1- 1	0- 1				
0- 0	0- 0	0- 0	NEUTRAL	0- 0	0- 0	0- 0				

RPI S Opponent Score	RPI S Opponent Score	RPI S Opponent Score	RPI S Opponent Score
3 H South Carolina 61 71	26 H Georgia 58 64	52 A Dayton 56 81	124 H LSU 58 42
15 A Tennessee 49 58	28 H Ohio 62 59	88 A Drexel 74 64	131 A Arkansas 56 57
15 H Tennessee 51 69	49 A Auburn 45 53	96 H UT Martin 64 61	140 H ETSU 65 39
18 A Kentucky 71 69		100 N New Mexico St. 71 45	146 A Alabama 54 48
18 H Kentucky 55 71			146 H Alabama 67 52
23 A Green Bay 56 58			162 A Ole Miss 52 55
			165 A Fordham 53 40
			179 H Troy 97 43
			223 H Presbyterian 56 38
			268 H Austin Peay 73 56
			343 H Air Force 86 29
			348 H Mississippi Val. 89 39
LAST 12 Division I GAMES:			
18 H Kentucky 55 71	146 H Alabama 67 52		
15 H Tennessee 51 69	15 A Tennessee 49 58		
131 A Arkansas 56 57	124 H LSU 58 42		
49 A Auburn 45 53	146 A Alabama 54 48		
26 H Georgia 58 64	3 H South Carolina 61 71		
18 A Kentucky 71 69	162 A Ole Miss 52 55		

Non-Div I Games:

Vanderbilt

Loss, Non-Conf, S Site, H Home A Away N Neutral

Average RPI Win:	283	WON-LOST	WINNING	LAST 10	STRENGTH OF	OPP. STRENGTH	TEAM	ADJ.	CONF.	ADJ CONF.
Average RPI Loss:	180	RECORD	PCT. RANK	GAMES	SCHEDULE	OF SCHEDULE	RPI	RPI	RPI	RPI
DIV. I ONLY	7- 18	282	2- 8	249	317	289	289	15	15	
DIV. I NON-CONF.	5- 8	209	0- 0	292	348	275	275	18	18	
TOTALS	RPI 1-25	RPI 26-50	W-L RECORDS	RPI 51-100	RPI 101-150	RPI 150+				
7- 18	0- 0	0- 0	OVERALL	0- 4	0- 2	7- 12				
3- 8	0- 0	0- 0	HOME	0- 2	0- 1	3- 5				
4- 10	0- 0	0- 0	AWAY	0- 2	0- 1	4- 7				
0- 0	0- 0	0- 0	NEUTRAL	0- 0	0- 0	0- 0				
5- 8	0- 0	0- 0	NON-CONFERENCE	0- 0	0- 1	5- 7				
2- 3	0- 0	0- 0	HOME	0- 0	0- 1	2- 2				
3- 5	0- 0	0- 0	AWAY	0- 0	0- 0	3- 5				
0- 0	0- 0	0- 0	NEUTRAL	0- 0	0- 0	0- 0				
2- 10	0- 0	0- 0	CONFERENCE	0- 4	0- 1	2- 5				
1- 5	0- 0	0- 0	HOME	0- 2	0- 0	1- 3				
1- 5	0- 0	0- 0	AWAY	0- 2	0- 1	1- 2				
0- 0	0- 0	0- 0	NEUTRAL	0- 0	0- 0	0- 0				

RPI S	Opponent	Score	RPI S	Opponent	Score	RPI S	Opponent	Score	RPI S	Opponent	Score	Team's RPI: 289
						53	A Albany (NY)	43 72	107	H Quinnipiac	65 77	
						53	H Albany (NY)	40 75	139	A Stony Brook	59 73	
						77	A Maine	51 63	170	A UMBC	48 85	
						77	H Maine	41 62	173	A Delaware	60 71	
									193	A Brown	54 71	
									200	H Oakland	68 74	
									203	A Hartford	50 52	
									203	H Hartford	47 51	
									221	A Columbia	56 73	
									230	H Binghamton	53 57	
									231	A Dartmouth	56 54	
									235	A Bryant	52 68	
									237	H Sacred Heart	53 51	
									243	H New Hampshire	83 63	
									244	A Holy Cross	63 77	
									266	H Central Conn. St.	79 63	
									314	A UMass Lowell	59 51	
									314	H UMass Lowell	66 68	
									340	H St. Francis Brooklyn	55 59	
									342	A NJIT	54 46	
									347	A Boston U.	60 45	
LAST 12 Division I GAMES:												
203	A Hartford	50 52	230	H Binghamton	53 57							
314	H UMass Lowell	66 68	314	A UMass Lowell	59 51							
53	H Albany (NY)	40 75	203	H Hartford	47 51							
77	A Maine	51 63	53	A Albany (NY)	43 72							
139	A Stony Brook	59 73	77	H Maine	41 62							
243	H New Hampshire	83 63	170	A UMBC	48 85							

Non-Div I Games:

Vermont

Average RPI Win:	135	WON-LOST	WINNING	LAST 10	STRENGTH OF	OPP. STRENGTH	TEAM	ADJ.	CONF.	ADJ CONF.
Average RPI Loss:	75	RECORD	PCT. RANK	GAMES	SCHEDULE	OF SCHEDULE	RPI	RPI	RPI	RPI
DIV. I ONLY	16- 10	102	6- 4	54	47	54	54	6	6	
DIV. I NON-CONF.	7- 4	110	1- 0	36	55	41	41	6	6	
TOTALS	RPI 1-25	RPI 26-50	W-L RECORDS	RPI 51-100	RPI 101-150	RPI 150+				
16- 10	1- 1	4- 3	OVERALL	4- 3	0- 3	7- 0				
7- 3	0- 1	3- 0	HOME	2- 1	0- 1	2- 0				
7- 6	1- 0	1- 3	AWAY	1- 1	0- 2	4- 0				
2- 1	0- 0	0- 0	NEUTRAL	1- 1	0- 0	1- 0				
7- 4	0- 0	1- 2	NON-CONFERENCE	2- 2	0- 0	4- 0				
3- 0	0- 0	1- 0	HOME	1- 0	0- 0	1- 0				
2- 3	0- 0	0- 2	AWAY	0- 1	0- 0	2- 0				
2- 1	0- 0	0- 0	NEUTRAL	1- 1	0- 0	1- 0				
9- 6	1- 1	3- 1	CONFERENCE	2- 1	0- 3	3- 0				
4- 3	0- 1	2- 0	HOME	1- 1	0- 1	1- 0				
5- 3	1- 0	1- 1	AWAY	1- 0	0- 2	2- 0				
0- 0	0- 0	0- 0	NEUTRAL	0- 0	0- 0	0- 0				

RPI 1-25				RPI 26-50				RPI 51-100 Team's RPI: 54				RPI 101+			
RPI	S	Opponent	Score	RPI	S	Opponent	Score	RPI	S	Opponent	Score	RPI	S	Opponent	Score
20	A	DePaul	64 60	27	A	George Washington	70 78	56	N	St. Mary's (CA)	60 67	137	A	Xavier	67 74
20	H	DePaul	47 75	34	A	Seton Hall	50 60	64	A	Temple	55 61	141	A	Creighton	48 53
				34	H	Seton Hall	55 45	82	A	Marquette	82 75	141	H	Creighton	62 65
				36	H	Penn	66 46	82	H	Marquette	81 60	188	N	Sacramento St.	78 54
				42	A	St. John's (NY)	71 59	86	H	Saint Joseph's	55 49	194	A	Butler	57 45
				42	H	St. John's (NY)	58 54	87	H	Georgetown	51 57	214	A	Lehigh	65 44
				46	A	North Carolina St.	64 70	88	N	Drexel	67 55	255	A	Providence	76 47
												255	H	Providence	67 39
												256	H	Loyola Maryland	67 55
												282	A	La Salle	67 56
LAST 12 Division I GAMES:															
34	A	Seton Hall	50 60	36	H	Penn	66 46								
42	A	St. John's (NY)	71 59	87	H	Georgetown	51 57								
82	H	Marquette	81 60	42	H	St. John's (NY)	58 54								
20	H	DePaul	47 75	34	H	Seton Hall	55 45								
255	A	Providence	76 47	20	A	DePaul	64 60								
141	A	Creighton	48 53	82	A	Marquette	82 75								

Non-Div I Games:

Villanova

■ Loss,
■ Non-Conf,
■ S Site,
■ H Home
■ A Away
N Neutral

Average RPI Win: 181		WON-LOST	WINNING	LAST 10	STRENGTH OF	OPP. STRENGTH	TEAM	ADJ.	CONF.	ADJ CONF.
Average RPI Loss: 47		RECORD	PCT. RANK	GAMES	SCHEDULE	OF SCHEDULE	RPI	RPI	RPI	RPI
DIV. I ONLY		14- 12	155	3- 7	46	62	91	91	5	5
DIV. I NON-CONF.		10- 4	86	0- 0	180	128	111	111	5	5
TOTALS		RPI 1-25	RPI 26-50		W-L RECORDS		RPI 51-100	RPI 101-150	RPI 150+	
14- 12	1- 5	2- 2		OVERALL		2- 3	2- 2	7- 0		
8- 6	0- 3	1- 0		HOME		0- 1	0- 2	7- 0		
5- 4	0- 2	1- 1		AWAY		2- 1	2- 0	0- 0		
1- 2	1- 0	0- 1		NEUTRAL		0- 1	0- 0	0- 0		
10- 4	1- 1	1- 1		NON-CONFERENCE		1- 2	0- 0	7- 0		
7- 1	0- 0	0- 0		HOME		0- 1	0- 0	7- 0		
2- 1	0- 1	1- 0		AWAY		1- 0	0- 0	0- 0		
1- 2	1- 0	0- 1		NEUTRAL		0- 1	0- 0	0- 0		
4- 8	0- 4	1- 1		CONFERENCE		1- 1	2- 2	0- 0		
1- 5	0- 3	1- 0		HOME		0- 0	0- 2	0- 0		
3- 3	0- 1	0- 1		AWAY		1- 1	2- 0	0- 0		
0- 0	0- 0	0- 0		NEUTRAL		0- 0	0- 0	0- 0		

RPI 1-25				RPI 26-50				RPI 51-100 Team's RPI: 91				RPI 101+			
RPI	S	Opponent	Score	RPI	S	Opponent	Score	RPI	S	Opponent	Score	RPI	S	Opponent	Score
1	H	Notre Dame	46 74	29	H	Miami (FL)	76 56	51	A	Duke	52 67	110	H	Virginia Tech	46 66
5	A	Ohio St.	73 93	41	N	Rutgers	48 60	57	H	Iowa	73 85	113	A	Boston College	61 50
13	A	Florida St.	48 70	46	A	North Carolina St.	52 63	74	A	Middle Tenn.	70 66	115	A	Wake Forest	52 50
16	H	Louisville	41 59	49	A	Auburn	69 52	80	N	Tulane	62 67	127	H	Pittsburgh	55 58
19	H	Syracuse	57 91					84	A	Georgia Tech	78 67	205	H	Richmond	71 51
23	N	Green Bay	68 59									252	H	Bowling Green	68 39
LAST 12 Division I GAMES:															
113	A	Boston College	61 50	13	A	Florida St.	48 70								
19	H	Syracuse	57 91	84	A	Georgia Tech	78 67								
110	H	Virginia Tech	46 66	16	H	Louisville	41 59								
51	A	Duke	52 67	115	A	Wake Forest	52 50								
46	A	North Carolina St.	52 63	1	H	Notre Dame	46 74								
127	H	Pittsburgh	55 58	29	H	Miami (FL)	76 56								

Non-Div I Games:

Virginia

■ Loss,
■ Non-Conf, S Site,
■ Home
■ Away
N Neutral

Average RPI Win:	200	WON-LOST	WINNING	LAST 10	STRENGTH OF	OPP. STRENGTH	TEAM	ADJ.	CONF.	ADJ CONF.
Average RPI Loss:	52	RECORD	PCT. RANK	GAMES	SCHEDULE	OF SCHEDULE	RPI	RPI	RPI	RPI
DIV. I ONLY	15- 10	115	2- 8	118	54	110	110	5	5	
DIV. I NON-CONF.	12- 1	9	0- 0	291	152	77	77	5	5	
TOTALS	RPI 1-25	RPI 26-50	W-L RECORDS	RPI 51-100	RPI 101-150	RPI 150+				
15- 10	1- 4	0- 2	OVERALL	1- 2	2- 2	11- 0				
12- 4	0- 0	0- 2	HOME	0- 1	1- 1	11- 0				
3- 6	1- 4	0- 0	AWAY	1- 1	1- 1	0- 0				
0- 0	0- 0	0- 0	NEUTRAL	0- 0	0- 0	0- 0				
12- 1	1- 0	0- 0	NON-CONFERENCE	0- 1	1- 0	10- 0				
10- 0	0- 0	0- 0	HOME	0- 0	0- 0	10- 0				
2- 1	1- 0	0- 0	AWAY	0- 1	1- 0	0- 0				
0- 0	0- 0	0- 0	NEUTRAL	0- 0	0- 0	0- 0				
3- 9	0- 4	0- 2	CONFERENCE	1- 1	1- 2	1- 0				
2- 4	0- 0	0- 2	HOME	0- 1	1- 1	1- 0				
1- 5	0- 4	0- 0	AWAY	1- 0	0- 1	0- 0				
0- 0	0- 0	0- 0	NEUTRAL	0- 0	0- 0	0- 0				

RPI S	Opponent	Score	RPI S	Opponent	Score	RPI S	Opponent	Score	RPI S	Opponent	Score	Team's RPI: 110
1	A Notre Dame	41 80	29	H Miami (FL)	45 57	84	H Georgia Tech	34 51	101	A North Carolina	67 71	
13	A Florida St.	50 68	46	H North Carolina St.	61 72	87	A Georgetown	56 73	113	H Boston College	58 33	
15	A Tennessee	57 43				91	A Virginia	66 46	127	H Pittsburgh	48 59	
16	A Louisville	45 56							130	A Penn St.	64 59	
19	A Syracuse	39 60							164	H George Mason	80 63	
									201	H Col. of Charleston	81 47	
									206	H Radford	47 40	
									217	H Furman	59 30	
									223	H Presbyterian	58 44	
									225	H Morgan St.	73 33	
									241	H Clemson	79 49	
									255	H Providence	62 46	
									270	H Coppin St.	72 39	
									307	H Wofford	73 42	
									339	H Mt. St. Mary's	59 42	
LAST 12 Division I GAMES:												
127	H Pittsburgh	48 59	1	A Notre Dame	41 80							
101	A North Carolina	67 71	46	H North Carolina St.	61 72							
91	A Virginia	66 46	241	H Clemson	79 49							
84	H Georgia Tech	34 51	19	A Syracuse	39 60							
13	A Florida St.	50 68	16	A Louisville	45 56							
29	H Miami (FL)	45 57	113	H Boston College	58 33							

Non-Div I Games:

Virginia Tech

■ Loss,
■ Non-Conf,
■ S Site,
■ H Home
■ A Away
N Neutral

Average RPI Win:	338	WON-LOST	WINNING	LAST 10	STRENGTH OF	OPP. STRENGTH	TEAM	ADJ.	CONF.	ADJ CONF.
Average RPI Loss:	218	RECORD	PCT. RANK	GAMES	SCHEDULE	OF SCHEDULE	RPI	RPI	RPI	RPI
DIV. I ONLY	4- 21	325	2- 8	318	323	344	344	30	30	
DIV. I NON-CONF.	2- 9	296	0- 0	261	114	316	316	32	32	
TOTALS	RPI 1-25	RPI 26-50	W-L RECORDS	RPI 51-100	RPI 101-150	RPI 150+				
4- 21	0- 1	0- 1	OVERALL	0- 0	0- 2	4- 17				
3- 9	0- 0	0- 0	HOME	0- 0	0- 1	3- 8				
1- 12	0- 1	0- 1	AWAY	0- 0	0- 1	1- 9				
0- 0	0- 0	0- 0	NEUTRAL	0- 0	0- 0	0- 0				
2- 9	0- 1	0- 1	NON-CONFERENCE	0- 0	0- 2	2- 5				
2- 2	0- 0	0- 0	HOME	0- 0	0- 1	2- 1				
0- 7	0- 1	0- 1	AWAY	0- 0	0- 1	0- 4				
0- 0	0- 0	0- 0	NEUTRAL	0- 0	0- 0	0- 0				
2- 12	0- 0	0- 0	CONFERENCE	0- 0	0- 0	2- 12				
1- 7	0- 0	0- 0	HOME	0- 0	0- 0	1- 7				
1- 5	0- 0	0- 0	AWAY	0- 0	0- 0	1- 5				
0- 0	0- 0	0- 0	NEUTRAL	0- 0	0- 0	0- 0				

RPI 1-25				RPI 26-50				RPI 51-100				RPI 101+ Team's RPI: 344			
RPI	S	Opponent	Score	RPI	S	Opponent	Score	RPI	S	Opponent	Score	RPI	S	Opponent	Score
5	A	Ohio St.	47 106	36	A	Penn	50 78					127	A	Pittsburgh	41 67
												139	H	Stony Brook	62 73
												158	A	Yale	60 78
												161	A	Old Dominion	57 71
												162	H	Ole Miss	49 86
												196	A	Robert Morris	44 64
												221	A	Columbia	48 67
												235	A	Bryant	67 94
												235	H	Bryant	71 82
												237	A	Sacred Heart	62 73
												237	H	Sacred Heart	73 77
												263	A	Saint Francis (PA)	78 93
												263	H	Saint Francis (PA)	74 87
												266	H	Central Conn. St.	52 62
												312	H	Fairleigh Dickinson	57 73
												325	H	LIU Brooklyn	63 73
												327	A	Delaware St.	44 66
												331	H	Lafayette	69 48
												339	A	Mt. St. Mary's	55 64
												339	H	Mt. St. Mary's	50 59
												340	A	St. Francis Brooklyn	82 78
												340	H	St. Francis Brooklyn	70 53
												342	H	NJIT	76 53
LAST 12 Division I GAMES:															
263	H	Saint Francis (PA)	74 87	340	H	St. Francis Brooklyn	70 53								
235	A	Bryant	67 94	237	H	Sacred Heart	73 77								
339	H	Mt. St. Mary's	50 59	325	H	LIU Brooklyn	63 73								
312	H	Fairleigh Dickinson	57 73	266	H	Central Conn. St.	52 62								
340	A	St. Francis Brooklyn	82 78	237	A	Sacred Heart	62 73								
339	A	Mt. St. Mary's	55 64	235	H	Bryant	71 82								

Non-Div I Games:

Wagner

Wake Forest

Through Games Of Feb. 15, 2016

Average RPI Win:	171	WON-LOST	WINNING	LAST 10	STRENGTH OF	OPP. STRENGTH	TEAM	ADJ.	CONF.	ADJ CONF.
Average RPI Loss:	64	RECORD	PCT. RANK	GAMES	SCHEDULE	OF SCHEDULE	RPI	RPI	RPI	RPI
DIV. I ONLY	15- 11	126	6- 4	136	30	115	115	5	5	
DIV. I NON-CONF.	9- 4	95	0- 0	304	89	180	180	5	5	
TOTALS	RPI 1-25	RPI 26-50	W-L RECORDS	RPI 51-100	RPI 101-150	RPI 150+				
15- 11	0- 3	1- 3	OVERALL	1- 2	6- 1	7- 2				
9- 5	0- 2	1- 0	HOME	1- 1	4- 1	3- 1				
5- 5	0- 1	0- 3	AWAY	0- 1	2- 0	3- 0				
1- 1	0- 0	0- 0	NEUTRAL	0- 0	0- 0	1- 1				
9- 4	0- 0	0- 1	NON-CONFERENCE	0- 0	3- 1	6- 2				
6- 2	0- 0	0- 0	HOME	0- 0	3- 1	3- 1				
2- 1	0- 0	0- 1	AWAY	0- 0	0- 0	2- 0				
1- 1	0- 0	0- 0	NEUTRAL	0- 0	0- 0	1- 1				
6- 7	0- 3	1- 2	CONFERENCE	1- 2	3- 0	1- 0				
3- 3	0- 2	1- 0	HOME	1- 1	1- 0	0- 0				
3- 4	0- 1	0- 2	AWAY	0- 1	2- 0	1- 0				
0- 0	0- 0	0- 0	NEUTRAL	0- 0	0- 0	0- 0				

RPI S	Opponent	Score	RPI S	Opponent	Score	RPI S	Opponent	Score	RPI S	Opponent	Score	Team's RPI: 115
13	H Florida St.	55 96	29	A Miami (FL)	60 71	51	A Duke	68 95	101	H North Carolina	75 63	
16	A Louisville	54 78	33	A Missouri	81 94	51	H Duke	64 58	102	H Belmont	64 78	
19	H Syracuse	65 91	46	A North Carolina St.	47 64	91	H Virginia	50 52	113	A Boston College	65 59	
			46	H North Carolina St.	63 58				124	H LSU	60 57	
									127	A Pittsburgh	60 49	
									140	H ETSU	69 52	
									147	H Jacksonville	57 51	
									151	H Wisconsin	51 64	
									154	H Davidson	77 58	
									156	N Hampton	42 47	
									205	H Richmond	43 33	
									241	A Clemson	55 45	
									248	A American	71 70	
									282	H La Salle	61 53	
									288	A FIU	57 53	
									304	N Coastal Caro.	81 52	
LAST 12 Division I GAMES:												
51	H Duke	64 58	113	A Boston College	65 59							
241	A Clemson	55 45	101	H North Carolina	75 63							
46	H North Carolina St.	63 58	19	H Syracuse	65 91							
127	A Pittsburgh	60 49	29	A Miami (FL)	60 71							
16	A Louisville	54 78	91	H Virginia	50 52							
13	H Florida St.	55 96	51	A Duke	68 95							

Non-Div I Games:

Wake Forest

■ Loss,
■ Non-Conf,
■ S Site,
■ H Home
■ A Away
N Neutral

Washington

Through Games Of Feb. 15, 2016

Average RPI Win:	121	WON-LOST	WINNING	LAST 10	STRENGTH OF	OPP. STRENGTH	TEAM	ADJ.	CONF.	ADJ CONF.
Average RPI Loss:	25	RECORD	PCT. RANK	GAMES	SCHEDULE	OF SCHEDULE	RPI	RPI	RPI	RPI
DIV. I ONLY	17- 8	76	6- 4	16	16	30	30	1	1	
DIV. I NON-CONF.	9- 2	37	0- 0	47	124	37	37	1	1	
TOTALS	RPI 1-25	RPI 26-50	W-L RECORDS	RPI 51-100	RPI 101-150	RPI 150+				
17- 8	1- 6	2- 0	OVERALL	6- 2	3- 0	5- 0				
10- 4	1- 3	1- 0	HOME	3- 1	1- 0	4- 0				
6- 3	0- 2	1- 0	AWAY	3- 1	1- 0	1- 0				
1- 1	0- 1	0- 0	NEUTRAL	0- 0	1- 0	0- 0				
9- 2	0- 2	0- 0	NON-CONFERENCE	3- 0	2- 0	4- 0				
6- 1	0- 1	0- 0	HOME	2- 0	0- 0	4- 0				
2- 0	0- 0	0- 0	AWAY	1- 0	1- 0	0- 0				
1- 1	0- 1	0- 0	NEUTRAL	0- 0	1- 0	0- 0				
8- 6	1- 4	2- 0	CONFERENCE	3- 2	1- 0	1- 0				
4- 3	1- 2	1- 0	HOME	1- 1	1- 0	0- 0				
4- 3	0- 2	1- 0	AWAY	2- 1	0- 0	1- 0				
0- 0	0- 0	0- 0	NEUTRAL	0- 0	0- 0	0- 0				

RPI S	Opponent	Score	RPI S	Opponent	Score	RPI S	Opponent	Score	RPI S	Opponent	Score
6	A Stanford	53 69	39	A Southern California	61 53	55	H Santa Clara	100 55	112	H Arizona	63 47
7	H Arizona St.	61 68	39	H Southern California	69 60	58	H Oregon	63 75	133	N Texas Tech	77 73
9	H Oregon St.	53 61				66	H UC Riverside	78 43	148	A Fresno St.	89 79
10	A UCLA	59 63				70	A Utah	83 88	178	A Colorado	76 74
10	H UCLA	64 56				73	A Washington St.	79 64	192	H Weber St.	69 56
19	N Syracuse	62 66				73	H Washington St.	69 63	247	H San Diego St.	80 51
24	H Oklahoma	68 71				78	A California	75 65	254	H Seattle	96 55
						79	A South Dakota	77 64	283	H Portland	83 65
LAST 12 Division I GAMES:											
10	A UCLA	59 63	73	H Washington St.	69 63						
39	A Southern California	61 53	39	H Southern California	69 60						
58	H Oregon	63 75	10	H UCLA	64 56						
9	H Oregon St.	53 61	112	H Arizona	63 47						
78	A California	75 65	7	H Arizona St.	61 68						
6	A Stanford	53 69	70	A Utah	83 88						

Non-Div I Games:

Washington

■ Loss,
 ■ Non-Conf, S Site,
 ■ Home
 ■ Away
 N Neutral

Average RPI Win:	158	WON-LOST	WINNING	LAST 10	STRENGTH OF	OPP. STRENGTH	TEAM	ADJ.	CONF.	ADJ CONF.
Average RPI Loss:	32	RECORD	PCT. RANK	GAMES	SCHEDULE	OF SCHEDULE	RPI	RPI	RPI	RPI
DIV. I ONLY	12- 13	186	1- 9	25	13	73	73	1	1	
DIV. I NON-CONF.	9- 2	37	0- 0	107	95	22	22	1	1	
TOTALS	RPI 1-25	RPI 26-50	W-L RECORDS	RPI 51-100	RPI 101-150	RPI 150+				
12- 13	0- 6	1- 3	OVERALL	2- 4	3- 0	6- 0				
6- 5	0- 3	1- 1	HOME	1- 1	1- 0	3- 0				
5- 8	0- 3	0- 2	AWAY	1- 3	2- 0	2- 0				
1- 0	0- 0	0- 0	NEUTRAL	0- 0	0- 0	1- 0				
9- 2	0- 1	0- 0	NON-CONFERENCE	2- 1	2- 0	5- 0				
4- 0	0- 0	0- 0	HOME	1- 0	0- 0	3- 0				
4- 2	0- 1	0- 0	AWAY	1- 1	2- 0	1- 0				
1- 0	0- 0	0- 0	NEUTRAL	0- 0	0- 0	1- 0				
3- 11	0- 5	1- 3	CONFERENCE	0- 3	1- 0	1- 0				
2- 5	0- 3	1- 1	HOME	0- 1	1- 0	0- 0				
1- 6	0- 2	0- 2	AWAY	0- 2	0- 0	1- 0				
0- 0	0- 0	0- 0	NEUTRAL	0- 0	0- 0	0- 0				

RPI	S	Opponent	Score	RPI	S	Opponent	Score	RPI	S	Opponent	Score	RPI	S	Opponent	Score
6	A	Stanford	52 69	30	A	Washington	63 69	56	A	St. Mary's (CA)	71 75	112	H	Arizona	67 46
7	H	Arizona St.	45 63	30	H	Washington	64 79	58	H	Oregon	48 73	126	A	Hawaii	62 52
9	H	Oregon St.	45 54	39	A	Southern California	62 64	70	A	Utah	71 73	136	A	Boise St.	57 52
10	A	UCLA	61 73	39	H	Southern California	73 61	78	A	California	71 74	156	H	Hampton	68 61
10	H	UCLA	73 75					83	A	San Diego	78 72	178	A	Colorado	74 66
17	A	Oklahoma St.	60 70					97	H	Gonzaga	55 48	190	H	San Jose St.	95 80
												195	A	Kansas	66 53
												260	H	UC Santa Barbara	61 44
												329	N	Nevada	70 57
LAST 12 Division I GAMES:															
39	A	Southern California	62 64	30	A	Washington	63 69								
10	A	UCLA	61 73	10	H	UCLA	73 75								
9	H	Oregon St.	45 54	39	H	Southern California	73 61								
58	H	Oregon	48 73	7	H	Arizona St.	45 63								
6	A	Stanford	52 69	112	H	Arizona	67 46								
78	A	California	71 74	178	A	Colorado	74 66								

Non-Div I Games:

Washington St.

Average RPI Win:	255	WON-LOST	WINNING	LAST 10	STRENGTH OF	OPP. STRENGTH	TEAM	ADJ.	CONF.	ADJ CONF.
Average RPI Loss:	136	RECORD	PCT. RANK	GAMES	SCHEDULE	OF SCHEDULE	RPI	RPI	RPI	RPI
DIV. I ONLY	14- 7	83	6- 4	345	89	192	192	20	20	
DIV. I NON-CONF.	6- 3	99	0- 0	317	84	170	170	21	21	
TOTALS	RPI 1-25	RPI 26-50	W-L RECORDS	RPI 51-100	RPI 101-150	RPI 150+				
14- 7	0- 1	0- 1	OVERALL	0- 0	1- 1	13- 4				
4- 4	0- 1	0- 0	HOME	0- 0	0- 1	4- 2				
9- 3	0- 0	0- 1	AWAY	0- 0	1- 0	8- 2				
1- 0	0- 0	0- 0	NEUTRAL	0- 0	0- 0	1- 0				
6- 3	0- 1	0- 1	NON-CONFERENCE	0- 0	0- 0	6- 1				
1- 2	0- 1	0- 0	HOME	0- 0	0- 0	1- 1				
4- 1	0- 0	0- 1	AWAY	0- 0	0- 0	4- 0				
1- 0	0- 0	0- 0	NEUTRAL	0- 0	0- 0	1- 0				
8- 4	0- 0	0- 0	CONFERENCE	0- 0	1- 1	7- 3				
3- 2	0- 0	0- 0	HOME	0- 0	0- 1	3- 1				
5- 2	0- 0	0- 0	AWAY	0- 0	1- 0	4- 2				
0- 0	0- 0	0- 0	NEUTRAL	0- 0	0- 0	0- 0				

RPI 1-25				RPI 26-50				RPI 51-100				RPI 101+ Team's RPI: 192			
RPI	S	Opponent	Score	RPI	S	Opponent	Score	RPI	S	Opponent	Score	RPI	S	Opponent	Score
12	H	BYU	51 68	30	A	Washington	56 69					128	A	North Dakota	62 56
												128	H	North Dakota	78 85
												169	A	Northern Colo.	63 65
												169	H	Northern Colo.	82 79
												188	A	Sacramento St.	64 87
												188	H	Sacramento St.	77 66
												201	H	Col. of Charleston	42 50
												220	H	Utah Valley	61 56
												222	A	Idaho St.	61 46
												222	H	Idaho St.	57 58
												224	A	North Texas	45 38
												233	N	Stephen F. Austin	56 46
												272	A	Northern Ariz.	76 56
												283	A	Portland	57 55
												310	A	Denver	61 49
												324	A	Portland St.	75 58
												324	H	Portland St.	102 73
												330	A	Southern Utah	69 51
												337	A	Cal St. Fullerton	60 40
LAST 12 Division I GAMES:															
324	A	Portland St.	75 58	222	H	Idaho St.	57 58								
188	A	Sacramento St.	64 87	188	H	Sacramento St.	77 66								
128	H	North Dakota	78 85	324	H	Portland St.	102 73								
169	H	Northern Colo.	82 79	169	A	Northern Colo.	63 65								
330	A	Southern Utah	69 51	128	A	North Dakota	62 56								
272	A	Northern Ariz.	76 56	222	A	Idaho St.	61 46								

Non-Div I Games: Westminster (UT) 79 46 Bethesda (CA) 86 60

Weber St.

■ Loss,
■ Non-Conf,
■ S Site,
■ Home
■ A Away
N Neutral

Average RPI Win:	167	WON-LOST	WINNING	LAST 10	STRENGTH OF	OPP. STRENGTH	TEAM	ADJ.	CONF.	ADJ CONF.
Average RPI Loss:	28	RECORD	PCT. RANK	GAMES	SCHEDULE	OF SCHEDULE	RPI	RPI	RPI	RPI
DIV. I ONLY	19- 7	57	6- 4	62	55	37	37	3	3	
DIV. I NON-CONF.	11- 2	28	0- 0	169	209	55	55	3	3	
TOTALS	RPI 1-25	RPI 26-50	W-L RECORDS	RPI 51-100	RPI 101-150	RPI 150+				
19- 7	0- 5	4- 1	OVERALL	2- 1	4- 0	9- 0				
10- 2	0- 2	1- 0	HOME	1- 0	2- 0	6- 0				
4- 4	0- 3	1- 0	AWAY	1- 1	1- 0	1- 0				
5- 1	0- 0	2- 1	NEUTRAL	0- 0	1- 0	2- 0				
11- 2	0- 0	2- 1	NON-CONFERENCE	1- 1	1- 0	7- 0				
6- 0	0- 0	0- 0	HOME	1- 0	0- 0	5- 0				
0- 1	0- 0	0- 0	AWAY	0- 1	0- 0	0- 0				
5- 1	0- 0	2- 1	NEUTRAL	0- 0	1- 0	2- 0				
8- 5	0- 5	2- 0	CONFERENCE	1- 0	3- 0	2- 0				
4- 2	0- 2	1- 0	HOME	0- 0	2- 0	1- 0				
4- 3	0- 3	1- 0	AWAY	1- 0	1- 0	1- 0				
0- 0	0- 0	0- 0	NEUTRAL	0- 0	0- 0	0- 0				

RPI	S	Opponent	Score	RPI	S	Opponent	Score	Team's RPI: 37	RPI	S	Opponent	Score	RPI	S	Opponent	Score
4	A	Baylor	64 69	35	N	James Madison	69 62		92	H	Elon	67 57	103	H	Iowa St.	57 47
4	H	Baylor	61 71	39	N	Southern California	67 78		93	A	TCU	97 84	133	A	Texas Tech	69 42
8	H	Texas	54 65	47	N	Indiana	75 64		97	A	Gonzaga	57 62	133	H	Texas Tech	79 57
17	A	Oklahoma St.	51 63	48	A	Kansas St.	72 53						142	N	Marshall	66 60
24	A	Oklahoma	54 57	48	H	Kansas St.	64 44						158	N	Yale	70 60
LAST 12 Division I GAMES:																
17	A	Oklahoma St.	51 63	93	A	TCU	97 84						195	A	Kansas	65 45
103	H	Iowa St.	57 47	195	H	Kansas	72 35						195	H	Kansas	72 35
48	H	Kansas St.	64 44	4	A	Baylor	64 69						228	N	Grand Canyon	68 50
133	A	Texas Tech	69 42	133	H	Texas Tech	79 57						270	H	Coppin St.	96 64
4	H	Baylor	61 71	48	A	Kansas St.	72 53						298	H	Morehead St.	94 56
24	A	Oklahoma	54 57	195	A	Kansas	65 45						312	H	Fairleigh Dickinson	91 42

Non-Div I Games:

West Virginia

Average RPI Win:	298	WON-LOST	WINNING	LAST 10	STRENGTH OF	OPP. STRENGTH	TEAM	ADJ.	CONF.	ADJ CONF.
Average RPI Loss:	160	RECORD	PCT. RANK	GAMES	SCHEDULE	OF SCHEDULE	RPI	RPI	RPI	RPI
DIV. I ONLY	3- 19	335	2- 8	105	293	301	301	17	17	
DIV. I NON-CONF.	1- 10	330	0- 0	145	345	309	309	16	16	
TOTALS	RPI 1-25	RPI 26-50	W-L RECORDS	RPI 51-100	RPI 101-150	RPI 150+				
3- 19	0- 0	0- 1	OVERALL	0- 3	0- 7	3- 8				
2- 7	0- 0	0- 0	HOME	0- 1	0- 4	2- 2				
0- 12	0- 0	0- 1	AWAY	0- 2	0- 3	0- 6				
1- 0	0- 0	0- 0	NEUTRAL	0- 0	0- 0	1- 0				
1- 10	0- 0	0- 1	NON-CONFERENCE	0- 1	0- 1	1- 7				
0- 2	0- 0	0- 0	HOME	0- 0	0- 1	0- 1				
0- 8	0- 0	0- 1	AWAY	0- 1	0- 0	0- 6				
1- 0	0- 0	0- 0	NEUTRAL	0- 0	0- 0	1- 0				
2- 9	0- 0	0- 0	CONFERENCE	0- 2	0- 6	2- 1				
2- 5	0- 0	0- 0	HOME	0- 1	0- 3	2- 1				
0- 4	0- 0	0- 0	AWAY	0- 1	0- 3	0- 0				
0- 0	0- 0	0- 0	NEUTRAL	0- 0	0- 0	0- 0				

RPI S	Opponent	Score	RPI S	Opponent	Score	RPI S	Opponent	Score	RPI S	Opponent	Score	Team's RPI: 301
46	A North Carolina St.	55 86	51	A Duke	47 84	120	A Mercer	42 63	120	H Mercer	88 92	
			63	A Chattanooga	59 77	122	A Samford	52 57	122	H Samford	42 59	
			63	H Chattanooga	51 65	129	H UNC Asheville	45 67	140	A ETSU	62 74	
						140	H ETSU	43 45	154	A Davidson	51 64	
						198	A Eastern Ky.	62 91	204	A USC Upstate	59 68	
						217	H Furman	76 83	259	H Bethune-Cookman	59 66	
						281	A Campbell	66 73	292	H UNCG	84 72	
						294	N Florida A&M	69 53	297	A Kennesaw St.	53 65	
						307	H Wofford	74 72	308	A Charleston So.	59 80	
LAST 12 Division I GAMES:												
63	H Chattanooga	51 65	217	H Furman	76 83							
140	H ETSU	43 45	140	A ETSU	62 74							
122	A Samford	52 57	63	A Chattanooga	59 77							
120	A Mercer	42 63	120	H Mercer	88 92							
292	H UNCG	84 72	122	H Samford	42 59							
307	H Wofford	74 72	204	A USC Upstate	59 68							

Non-Div I Games: Anderson (SC) 72 55 Brevard 68 60 Warren Wilson 106 52

Western Caro.

Loss, Non-Conf, S Site, H Home A Away N Neutral

Average RPI Win:	284	WON-LOST	WINNING	LAST 10	STRENGTH OF	OPP. STRENGTH	TEAM	ADJ.	CONF.	ADJ CONF.
Average RPI Loss:	143	RECORD	PCT. RANK	GAMES	SCHEDULE	OF SCHEDULE	RPI	RPI	RPI	RPI
DIV. I ONLY	12- 11	159	6- 4	306	228	226	226	18	18	
DIV. I NON-CONF.	5- 6	180	0- 0	296	238	242	242	19	19	
TOTALS	RPI 1-25	RPI 26-50	W-L RECORDS	RPI 51-100	RPI 101-150	RPI 150+				
12- 11	0- 0	0- 1	OVERALL	0- 3	1- 3	11- 4				
6- 4	0- 0	0- 0	HOME	0- 1	1- 1	5- 2				
5- 6	0- 0	0- 1	AWAY	0- 2	0- 2	5- 1				
1- 1	0- 0	0- 0	NEUTRAL	0- 0	0- 0	1- 1				
5- 6	0- 0	0- 1	NON-CONFERENCE	0- 1	0- 1	5- 3				
2- 2	0- 0	0- 0	HOME	0- 0	0- 0	2- 2				
2- 3	0- 0	0- 1	AWAY	0- 1	0- 1	2- 0				
1- 1	0- 0	0- 0	NEUTRAL	0- 0	0- 0	1- 1				
7- 5	0- 0	0- 0	CONFERENCE	0- 2	1- 2	6- 1				
4- 2	0- 0	0- 0	HOME	0- 1	1- 1	3- 0				
3- 3	0- 0	0- 0	AWAY	0- 1	0- 1	3- 1				
0- 0	0- 0	0- 0	NEUTRAL	0- 0	0- 0	0- 0				

RPI S	Opponent	Score	RPI S	Opponent	Score	RPI S	Opponent	Score	RPI S	Opponent	Score	Team's RPI: 226
48	A Kansas St.	45	84	57	A Iowa	81	96	116	A IUPUI	87	96	
				62	A South Dakota St.	63	85	116	H IUPUI	60	68	
				79	H South Dakota	77	102	128	A North Dakota	67	78	
								138	H Oral Roberts	72	61	
								166	H SIUE	78	74	
								199	H Southeast Mo. St.	84	89	
								210	H Ill.-Chicago	70	78	
								259	N Bethune-Cookman	75	59	
								276	A Omaha	66	79	
								276	H Omaha	74	55	
								284	N Towson	77	83	
								309	A North Dakota St.	94	82	
								310	A Denver	80	69	
								310	H Denver	63	60	
								315	A Illinois St.	79	64	
								328	A IPFW	78	74	
								328	H IPFW	88	87	
								334	H Chicago St.	88	50	
								336	A Eastern Ill.	92	69	
LAST 12 Division I GAMES:												
310	A Denver	80	69	309	A North Dakota St.	94	82					
116	A IUPUI	87	96	310	H Denver	63	60					
328	H IPFW	88	87	116	H IUPUI	60	68					
276	H Omaha	74	55	328	A IPFW	78	74					
79	H South Dakota	77	102	276	A Omaha	66	79					
62	A South Dakota St.	63	85	138	H Oral Roberts	72	61					

Non-Div I Games: Ashford 86 58 Central Methodist 108 46

Western Ill.

Average RPI Win:	182	WON-LOST	WINNING	LAST 10	STRENGTH OF	OPP. STRENGTH	TEAM	ADJ.	CONF.	ADJ CONF.
Average RPI Loss:	87	RECORD	PCT. RANK	GAMES	SCHEDULE	OF SCHEDULE	RPI	RPI	RPI	RPI
DIV. I ONLY	18- 4	27	8- 2	147	107	50	50	12	12	
DIV. I NON-CONF.	8- 2	51	0- 0	207	107	54	54	10	10	
TOTALS	RPI 1-25	RPI 26-50	W-L RECORDS	RPI 51-100	RPI 101-150	RPI 150+				
18- 4	1- 0	0- 1	OVERALL	1- 2	5- 0	11- 1				
10- 1	1- 0	0- 1	HOME	1- 0	2- 0	6- 0				
7- 3	0- 0	0- 0	AWAY	0- 2	3- 0	4- 1				
1- 0	0- 0	0- 0	NEUTRAL	0- 0	0- 0	1- 0				
8- 2	1- 0	0- 0	NON-CONFERENCE	0- 1	2- 0	5- 1				
4- 0	1- 0	0- 0	HOME	0- 0	1- 0	2- 0				
3- 2	0- 0	0- 0	AWAY	0- 1	1- 0	2- 1				
1- 0	0- 0	0- 0	NEUTRAL	0- 0	0- 0	1- 0				
10- 2	0- 0	0- 1	CONFERENCE	1- 1	3- 0	6- 0				
6- 1	0- 0	0- 1	HOME	1- 0	1- 0	4- 0				
4- 1	0- 0	0- 0	AWAY	0- 1	2- 0	2- 0				
0- 0	0- 0	0- 0	NEUTRAL	0- 0	0- 0	0- 0				

RPI S	Opponent	Score	RPI S	Opponent	Score	Team's RPI: 50	RPI S	Opponent	Score	RPI S	Opponent	Score
16	H Louisville	71 69	31	H UTEP	78 85		74	A Middle Tenn.	75 83	102	H Belmont	80 65
							81	A Ball St.	60 74	142	A Marshall	80 76
							95	H Charlotte	77 66	142	H Marshall	81 52
										143	A UAB	63 49
										144	A UT Arlington	73 64
										161	H Old Dominion	68 51
										162	A Ole Miss	53 59
										164	N George Mason	84 58
										171	A Fla. Atlantic	81 62
										198	H Eastern Ky.	76 60
										201	A Col. of Charleston	78 44
										224	H North Texas	65 53
										242	H Rice	52 49
										246	H UTSA	72 65
										268	H Austin Peay	88 69
										288	A FIU	71 69
										335	A Lipscomb	64 56
LAST 12 Division I GAMES:												
142	A Marshall	80 76	161	H Old Dominion	68 51							
31	H UTEP	78 85	224	H North Texas	65 53							
246	H UTSA	72 65	242	H Rice	52 49							
74	A Middle Tenn.	75 83	171	A Fla. Atlantic	81 62							
143	A UAB	63 49	288	A FIU	71 69							
95	H Charlotte	77 66	142	H Marshall	81 52							

Non-Div I Games: Alas. Anchorage 62 58

Western Ky.

■ Loss,
■ Non-Conf, S Site,
■ Home
■ Away
N Neutral

Average RPI Win:	244	WON-LOST	WINNING	LAST 10	STRENGTH OF	OPP. STRENGTH	TEAM	ADJ.	CONF.	ADJ CONF.
Average RPI Loss:	72	RECORD	PCT. RANK	GAMES	SCHEDULE	OF SCHEDULE	RPI	RPI	RPI	RPI
DIV. I ONLY	13- 10	131	6- 4	148	150	117	117	11	11	
DIV. I NON-CONF.	6- 4	125	0- 0	160	179	109	109	13	13	
TOTALS	RPI 1-25	RPI 26-50	W-L RECORDS	RPI 51-100	RPI 101-150	RPI 150+				
13- 10	0- 1	0- 2	OVERALL	0- 4	2- 3	11- 0				
6- 2	0- 0	0- 0	HOME	0- 1	1- 1	5- 0				
6- 6	0- 0	0- 2	AWAY	0- 2	1- 2	5- 0				
1- 2	0- 1	0- 0	NEUTRAL	0- 1	0- 0	1- 0				
6- 4	0- 1	0- 1	NON-CONFERENCE	0- 2	0- 0	6- 0				
2- 0	0- 0	0- 0	HOME	0- 0	0- 0	2- 0				
3- 2	0- 0	0- 1	AWAY	0- 1	0- 0	3- 0				
1- 2	0- 1	0- 0	NEUTRAL	0- 1	0- 0	1- 0				
7- 6	0- 0	0- 1	CONFERENCE	0- 2	2- 3	5- 0				
4- 2	0- 0	0- 0	HOME	0- 1	1- 1	3- 0				
3- 4	0- 0	0- 1	AWAY	0- 1	1- 2	2- 0				
0- 0	0- 0	0- 0	NEUTRAL	0- 0	0- 0	0- 0				

RPI 1-25				RPI 26-50				RPI 51-100				RPI 101+				Team's RPI: 117	
RPI	S	Opponent	Score	RPI	S	Opponent	Score	RPI	S	Opponent	Score	RPI	S	Opponent	Score		
25	N	Mississippi St.	68 90	28	A	Ohio	63 73	60	N	FGCU	42 60	106	A	Eastern Mich.	66 70		
				32	A	Michigan St.	40 78	68	A	Central Mich.	51 53	114	A	Toledo	73 80		
								81	H	Ball St.	53 77	114	H	Toledo	68 80		
								90	A	Northwestern	62 86	119	H	Akron	69 65		
												134	A	Buffalo	92 78		
												167	A	Loyola Chicago	68 45		
												177	H	Detroit	70 66		
												213	N	Gardner-Webb	71 44		
												252	A	Bowling Green	65 49		
												252	H	Bowling Green	74 45		
												264	H	Miami (OH)	80 66		
												299	A	Bradley	72 59		
												317	A	Kent St.	65 53		
												317	H	Kent St.	73 52		
												328	A	IPFW	70 48		
												334	H	Chicago St.	65 56		
LAST 12 Division I GAMES:																	
				119	H	Akron	69 65	81	H	Ball St.	53 77						
				252	A	Bowling Green	65 49	134	A	Buffalo	92 78						
				106	A	Eastern Mich.	66 70	264	H	Miami (OH)	80 66						
				114	H	Toledo	68 80	317	H	Kent St.	73 52						
				317	A	Kent St.	65 53	114	A	Toledo	73 80						
				68	A	Central Mich.	51 53	252	H	Bowling Green	74 45						

Non-Div I Games: Ferris St. 73 41 Wis.-Parkside 56 49

Western Mich.

■ Loss,
 ■ Non-Conf,
 ■ S Site,
 ■ Home
 ■ A Away
 N Neutral

Average RPI Win:	244	WON-LOST	WINNING	LAST 10	STRENGTH OF	OPP. STRENGTH	TEAM	ADJ.	CONF.	ADJ CONF.
Average RPI Loss:	163	RECORD	PCT. RANK	GAMES	SCHEDULE	OF SCHEDULE	RPI	RPI	RPI	RPI
DIV. I ONLY	6- 18	290	2- 3	198	208	295	295	21	21	
DIV. I NON-CONF.	3- 8	258	1- 0	161	208	262	262	17	17	
TOTALS	RPI 1-25	RPI 26-50	W-L RECORDS	RPI 51-100	RPI 101-150	RPI 150+				
6- 18	0- 1	0- 2	OVERALL	0- 1	1- 5	5- 9				
5- 8	0- 1	0- 1	HOME	0- 1	1- 2	4- 3				
1- 9	0- 0	0- 1	AWAY	0- 0	0- 3	1- 5				
0- 1	0- 0	0- 0	NEUTRAL	0- 0	0- 0	0- 1				
3- 8	0- 1	0- 2	NON-CONFERENCE	0- 0	0- 1	3- 4				
2- 4	0- 1	0- 1	HOME	0- 0	0- 0	2- 2				
1- 3	0- 0	0- 1	AWAY	0- 0	0- 1	1- 1				
0- 1	0- 0	0- 0	NEUTRAL	0- 0	0- 0	0- 1				
3- 10	0- 0	0- 0	CONFERENCE	0- 1	1- 4	2- 5				
3- 4	0- 0	0- 0	HOME	0- 1	1- 2	2- 1				
0- 6	0- 0	0- 0	AWAY	0- 0	0- 2	0- 4				
0- 0	0- 0	0- 0	NEUTRAL	0- 0	0- 0	0- 0				

RPI	S	Opponent	Score	RPI	S	Opponent	Score	RPI	S	Opponent	Score	RPI	S	Opponent	Score	Team's RPI: 295
15	H	Tennessee	51 58	33	H	Missouri	37 57	85	H	Missouri St.	57 77	108	A	Drake	59 81	
				43	A	Arkansas St.	40 67					108	H	Drake	56 87	
												121	A	UNI	48 69	
												121	H	UNI	44 55	
												141	A	Creighton	54 79	
												145	H	Southern Ill.	57 48	
												167	A	Loyola Chicago	55 60	
												167	H	Loyola Chicago	65 62	
												175	H	Eastern Wash.	62 67	
												199	H	Southeast Mo. St.	62 66	
												205	N	Richmond	50 63	
												232	A	Indiana St.	33 59	
												251	H	N.C. A&T	55 53	
												275	A	Tennessee Tech	48 54	
												288	A	FIU	76 62	
												290	H	Prairie View	64 36	
												299	A	Bradley	44 50	
												299	H	Bradley	50 55	
												315	A	Illinois St.	49 70	
												320	H	Evansville	58 50	
LAST 12 Division I GAMES:																
288	A	FIU	76 62	320	H	Evansville	58 50									
167	H	Loyola Chicago	65 62	145	H	Southern Ill.	57 48									
299	H	Bradley	50 55	299	A	Bradley	44 50									
121	A	UNI	48 69	167	A	Loyola Chicago	55 60									
108	A	Drake	59 81	108	H	Drake	56 87									
85	H	Missouri St.	57 77	121	H	UNI	44 55									

Non-Div I Games:

Wichita St.

■ Loss,
 ■ Non-Conf, S Site,
 ■ Home
 ■ Away
 N Neutral

Average RPI Win:	243	WON-LOST	WINNING	LAST 10	STRENGTH OF	OPP. STRENGTH	TEAM	ADJ.	CONF.	ADJ CONF.
Average RPI Loss:	146	RECORD	PCT. RANK	GAMES	SCHEDULE	OF SCHEDULE	RPI	RPI	RPI	RPI
DIV. I ONLY	13- 11	149	2- 8	308	177	216	216	13	13	
DIV. I NON-CONF.	9- 2	37	0- 0	344	291	155	155	12	12	
TOTALS	RPI 1-25	RPI 26-50	W-L RECORDS	RPI 51-100	RPI 101-150	RPI 150+				
13- 11	0- 0	1- 0	OVERALL	0- 4	0- 1	12- 6				
8- 4	0- 0	1- 0	HOME	0- 2	0- 0	7- 2				
5- 7	0- 0	0- 0	AWAY	0- 0	0- 0	5- 2				
0- 0	0- 0	0- 0	NEUTRAL	0- 0	0- 0	0- 0				
9- 2	0- 0	0- 0	NON-CONFERENCE	0- 0	0- 1	9- 1				
5- 0	0- 0	0- 0	HOME	0- 0	0- 0	5- 0				
4- 2	0- 0	0- 0	AWAY	0- 0	0- 1	4- 1				
0- 0	0- 0	0- 0	NEUTRAL	0- 0	0- 0	0- 0				
4- 9	0- 0	1- 0	CONFERENCE	0- 4	0- 0	3- 5				
3- 4	0- 0	1- 0	HOME	0- 2	0- 0	2- 2				
1- 5	0- 0	0- 0	AWAY	0- 2	0- 0	1- 3				
0- 0	0- 0	0- 0	NEUTRAL	0- 0	0- 0	0- 0				

RPI 1-25				RPI 26-50				RPI 51-100				RPI 101+				Team's RPI: 216	
RPI	S	Opponent	Score	RPI	S	Opponent	Score	RPI	S	Opponent	Score	RPI	S	Opponent	Score		
				35	H	James Madison	65 59	67	A	Hofstra	45 75	104	A	VCU	47 73		
								67	H	Hofstra	53 61	161	H	Old Dominion	75 64		
								88	H	Drexel	50 67	172	A	Northeastern	68 69		
								92	A	Elon	51 73	172	H	Northeastern	69 62		
												173	A	Delaware	63 67		
												173	H	Delaware	53 69		
												186	H	Grambling	74 55		
												201	H	Col. of Charleston	51 55		
												205	A	Richmond	50 56		
												241	A	Clemson	58 41		
												248	H	American	62 51		
												256	A	Loyola Maryland	62 61		
												262	A	UNCW	44 59		
												262	H	UNCW	77 65		
												284	A	Towson	73 54		
												307	H	Wofford	75 55		
												327	A	Delaware St.	65 59		
												339	A	Mt. St. Mary's	76 74		
												346	H	Norfolk St.	67 47		
LAST 12 Division I GAMES:																	
				173	H	Delaware	53 69	173	A	Delaware	63 67						
				67	H	Hofstra	53 61	262	H	UNCW	77 65						
				262	A	UNCW	44 59	67	A	Hofstra	45 75						
				92	A	Elon	51 73	172	A	Northeastern	68 69						
				172	H	Northeastern	69 62	88	H	Drexel	50 67						
				201	H	Col. of Charleston	51 55	284	A	Towson	73 54						

Non-Div I Games:

William & Mary

■ Loss,
 ■ Non-Conf,
 ■ S Site,
 ■ H Home
 ■ A Away
 N Neutral

Average RPI Win:	287	WON-LOST	WINNING	LAST 10	STRENGTH OF	OPP. STRENGTH	TEAM	ADJ.	CONF.	ADJ CONF.
Average RPI Loss:	168	RECORD	PCT. RANK	GAMES	SCHEDULE	OF SCHEDULE	RPI	RPI	RPI	RPI
DIV. I ONLY	4- 19	319	2- 8	168	262	313	313	27	27	
DIV. I NON-CONF.	1- 8	320	0- 0	56	40	245	245	29	29	
TOTALS	RPI 1-25	RPI 26-50	W-L RECORDS	RPI 51-100	RPI 101-150	RPI 150+				
4- 19	0- 2	0- 2	OVERALL	0- 2	0- 3	4- 10				
4- 5	0- 0	0- 0	HOME	0- 0	0- 1	4- 4				
0- 13	0- 2	0- 1	AWAY	0- 2	0- 2	0- 6				
0- 1	0- 0	0- 1	NEUTRAL	0- 0	0- 0	0- 0				
1- 8	0- 2	0- 2	NON-CONFERENCE	0- 1	0- 1	1- 2				
1- 0	0- 0	0- 0	HOME	0- 0	0- 0	1- 0				
0- 7	0- 2	0- 1	AWAY	0- 1	0- 1	0- 2				
0- 1	0- 0	0- 1	NEUTRAL	0- 0	0- 0	0- 0				
3- 11	0- 0	0- 0	CONFERENCE	0- 1	0- 2	3- 8				
3- 5	0- 0	0- 0	HOME	0- 0	0- 1	3- 4				
0- 6	0- 0	0- 0	AWAY	0- 1	0- 1	0- 4				
0- 0	0- 0	0- 0	NEUTRAL	0- 0	0- 0	0- 0				

RPI 1-25				RPI 26-50				RPI 51-100				RPI 101+ Team's RPI: 313			
RPI	S	Opponent	Score	RPI	S	Opponent	Score	RPI	S	Opponent	Score	RPI	S	Opponent	Score
3	A	South Carolina	37 86	28	N	Ohio	54 75	51	A	Duke	50 78	119	A	Akron	59 76
24	A	Oklahoma	48 78	49	A	Auburn	33 76	99	A	Liberty	61 77	129	A	UNC Asheville	55 63
												129	H	UNC Asheville	59 67
												201	A	Col. of Charleston	63 77
												206	A	Radford	44 66
												213	A	Gardner-Webb	52 70
												213	H	Gardner-Webb	81 62
												217	A	Furman	52 71
												223	H	Presbyterian	48 59
												253	H	High Point	67 74
												281	H	Campbell	50 49
												304	H	Coastal Caro.	52 43
												308	A	Charleston So.	51 54
												308	H	Charleston So.	50 58
												318	A	Longwood	60 67
												318	H	Longwood	60 63
												349	H	N.C. Central	62 39
LAST 12 Division I GAMES:															
304	H	Coastal Caro.	52 43	253	H	High Point	67 74								
213	A	Gardner-Webb	52 70	99	A	Liberty	61 77								
129	H	UNC Asheville	59 67	223	H	Presbyterian	48 59								
308	H	Charleston So.	50 58	206	A	Radford	44 66								
318	A	Longwood	60 67	318	H	Longwood	60 63								
281	H	Campbell	50 49	129	A	UNC Asheville	55 63								

Non-Div I Games:

Winthrop

■ Loss,
 ■ Non-Conf, S Site,
 ■ Home
 ■ Away
 N Neutral

Average RPI Win: 137	WON-LOST	WINNING	LAST 10	STRENGTH OF	OPP. STRENGTH	TEAM	ADJ.	CONF.	ADJ CONF.
Average RPI Loss: 67	RECORD	PCT. RANK	GAMES	SCHEDULE	OF SCHEDULE	RPI	RPI	RPI	RPI
DIV. I ONLY	7- 17	276	1- 9	19	23	151	151	4	4
DIV. I NON-CONF.	4- 6	201	0- 0	51	83	153	153	4	4
TOTALS	RPI 1-25	RPI 26-50	W-L RECORDS	RPI 51-100	RPI 101-150	RPI 150+			
7- 17	0- 4	1- 4	OVERALL	1- 6	2- 1	3- 2			
5- 7	0- 3	1- 1	HOME	1- 2	1- 1	2- 0			
1- 10	0- 1	0- 3	AWAY	0- 4	1- 0	0- 2			
1- 0	0- 0	0- 0	NEUTRAL	0- 0	0- 0	1- 0			
4- 6	0- 2	0- 0	NON-CONFERENCE	0- 2	1- 1	3- 1			
2- 3	0- 2	0- 0	HOME	0- 0	0- 1	2- 0			
1- 3	0- 0	0- 0	AWAY	0- 2	1- 0	0- 1			
1- 0	0- 0	0- 0	NEUTRAL	0- 0	0- 0	1- 0			
3- 11	0- 2	1- 4	CONFERENCE	1- 4	1- 0	0- 1			
3- 4	0- 1	1- 1	HOME	1- 2	1- 0	0- 0			
0- 7	0- 1	0- 3	AWAY	0- 2	0- 0	0- 1			
0- 0	0- 0	0- 0	NEUTRAL	0- 0	0- 0	0- 0			

RPI 1-25				RPI 26-50				RPI 51-100				RPI 101+ Team's RPI: 151			
RPI	S	Opponent	Score	RPI	S	Opponent	Score	RPI	S	Opponent	Score	RPI	S	Opponent	Score
5	A	Ohio St.	61 87	32	A	Michigan St.	67 77	52	A	Dayton	64 87	108	H	Drake	70 89
11	H	Maryland	65 90	32	H	Michigan St.	54 77	57	H	Iowa	54 57	115	A	Wake Forest	64 51
22	H	Florida	75 91	41	A	Rutgers	41 61	59	H	Purdue	64 57	130	H	Penn St.	82 62
23	H	Green Bay	58 72	47	A	Indiana	57 67	65	A	Michigan	65 82	163	A	Illinois	65 71
				47	H	Indiana	73 69	69	A	Nebraska	62 75	173	N	Delaware	54 52
								76	H	Minnesota	77 84	176	H	Louisiana Tech	79 65
								82	A	Marquette	61 77	247	A	San Diego St.	57 63
												258	H	Northern Ill.	89 62
LAST 12 Division I GAMES:															
47	A	Indiana	57 67	76	H	Minnesota	77 84								
65	A	Michigan	65 82	11	H	Maryland	65 90								
59	H	Purdue	64 57	163	A	Illinois	65 71								
5	A	Ohio St.	61 87	57	H	Iowa	54 57								
32	H	Michigan St.	54 77	130	H	Penn St.	82 62								
69	A	Nebraska	62 75	41	A	Rutgers	41 61								

Non-Div I Games:

Wisconsin

 Loss,
 Non-Conf,
S Site,
 Home
 Away
N Neutral

Average RPI Win:	285	WON-LOST	WINNING	LAST 10	STRENGTH OF	OPP. STRENGTH	TEAM	ADJ.	CONF.	ADJ CONF.
Average RPI Loss:	179	RECORD	PCT. RANK	GAMES	SCHEDULE	OF SCHEDULE	RPI	RPI	RPI	RPI
DIV. I ONLY	5- 17	304	1- 8	207	322	307	307	17	17	
DIV. I NON-CONF.	4- 8	234	1- 0	243	349	289	289	16	16	
TOTALS	RPI 1-25	RPI 26-50	W-L RECORDS	RPI 51-100	RPI 101-150	RPI 150+				
5- 17	0- 0	0- 0	OVERALL	0- 3	0- 6	5- 8				
4- 6	0- 0	0- 0	HOME	0- 1	0- 4	4- 1				
1- 11	0- 0	0- 0	AWAY	0- 2	0- 2	1- 7				
0- 0	0- 0	0- 0	NEUTRAL	0- 0	0- 0	0- 0				
4- 8	0- 0	0- 0	NON-CONFERENCE	0- 1	0- 2	4- 5				
4- 1	0- 0	0- 0	HOME	0- 0	0- 1	4- 0				
0- 7	0- 0	0- 0	AWAY	0- 1	0- 1	0- 5				
0- 0	0- 0	0- 0	NEUTRAL	0- 0	0- 0	0- 0				
1- 9	0- 0	0- 0	CONFERENCE	0- 2	0- 4	1- 3				
0- 5	0- 0	0- 0	HOME	0- 1	0- 3	0- 1				
1- 4	0- 0	0- 0	AWAY	0- 1	0- 1	1- 2				
0- 0	0- 0	0- 0	NEUTRAL	0- 0	0- 0	0- 0				

RPI 1-25				RPI 26-50				RPI 51-100				RPI 101+				Team's RPI: 307	
RPI	S	Opponent	Score	RPI	S	Opponent	Score	RPI	S	Opponent	Score	RPI	S	Opponent	Score		
								63	A	Chattanooga	48	65	110	A	Virginia Tech	42	73
								63	H	Chattanooga	40	53	120	H	Mercer	61	70
								76	A	Minnesota	54	98	122	H	Samford	39	58
													129	H	UNC Asheville	63	70
													140	A	ETSU	69	70
													140	H	ETSU	54	70
													206	H	Radford	79	70
													213	A	Gardner-Webb	61	64
													216	A	William & Mary	55	75
													217	A	Furman	64	70
													217	H	Furman	61	70
													280	H	Jacksonville St.	66	54
													292	A	UNCG	58	56
													297	H	Kennesaw St.	70	59
													301	A	Western Caro.	72	74
													304	A	Coastal Caro.	69	83
													308	A	Charleston So.	64	74
													311	A	South Carolina St.	47	60
													349	H	N.C. Central	60	37
LAST 12 Division I GAMES:																	
				217	A	Furman	64	70				292	A	UNCG	58	56	
				63	A	Chattanooga	48	65				217	H	Furman	61	70	
				140	A	ETSU	69	70				140	H	ETSU	54	70	
				122	H	Samford	39	58				63	H	Chattanooga	40	53	
				120	H	Mercer	61	70				297	H	Kennesaw St.	70	59	
				301	A	Western Caro.	72	74				304	A	Coastal Caro.	69	83	

Non-Div I Games: Montreat 83 48 Bluefield Col. 69 58

Wofford

Loss, Non-Conf, S Site, H Home A Away N Neutral

Average RPI Win:	221	WON-LOST	WINNING	LAST 10	STRENGTH OF	OPP. STRENGTH	TEAM	ADJ.	CONF.	ADJ CONF.
Average RPI Loss:	71	RECORD	PCT. RANK	GAMES	SCHEDULE	OF SCHEDULE	RPI	RPI	RPI	RPI
DIV. I ONLY	17- 6	53	7- 3	189	130	94	94	14	14	
DIV. I NON-CONF.	8- 3	77	0- 0	268	88	130	130	15	15	
TOTALS	RPI 1-25	RPI 26-50	W-L RECORDS	RPI 51-100	RPI 101-150	RPI 150+				
17- 6	0- 1	1- 2	OVERALL	0- 1	0- 1	16- 1				
7- 3	0- 1	0- 1	HOME	0- 0	0- 0	7- 1				
8- 2	0- 0	0- 1	AWAY	0- 0	0- 1	8- 0				
2- 1	0- 0	1- 0	NEUTRAL	0- 1	0- 0	1- 0				
8- 3	0- 0	1- 2	NON-CONFERENCE	0- 1	0- 0	7- 0				
4- 1	0- 0	0- 1	HOME	0- 0	0- 0	4- 0				
2- 1	0- 0	0- 1	AWAY	0- 0	0- 0	2- 0				
2- 1	0- 0	1- 0	NEUTRAL	0- 1	0- 0	1- 0				
9- 3	0- 1	0- 0	CONFERENCE	0- 0	0- 1	9- 1				
3- 2	0- 1	0- 0	HOME	0- 0	0- 0	3- 1				
6- 1	0- 0	0- 0	AWAY	0- 0	0- 1	6- 0				
0- 0	0- 0	0- 0	NEUTRAL	0- 0	0- 0	0- 0				

RPI 1-25				RPI 26-50				RPI 51-100 Team's RPI: 94				RPI 101+			
RPI	S	Opponent	Score	RPI	S	Opponent	Score	RPI	S	Opponent	Score	RPI	S	Opponent	Score
23	H	Green Bay	58 63	26	H	Georgia	57 63	57	N	Iowa	77 83	105	A	Youngstown St.	69 72
				27	N	George Washington	77 71					155	A	Northern Ky.	76 65
				29	A	Miami (FL)	67 80					155	H	Northern Ky.	66 61
												177	A	Detroit	89 71
												185	H	Milwaukee	60 82
												194	H	Butler	66 53
												198	A	Eastern Ky.	71 69
												200	A	Oakland	77 72
												210	A	Ill.-Chicago	80 72
												210	H	Ill.-Chicago	73 62
												229	A	Valparaiso	65 54
												229	H	Valparaiso	80 63
												261	N	Houston	75 61
												268	H	Austin Peay	77 56
												293	A	Cleveland St.	93 65
												305	H	Southeastern La.	106 72
												317	A	Kent St.	73 68
												335	H	Lipscomb	92 65
LAST 12 Division I GAMES:															
155	A	Northern Ky.	76 65	185	H	Milwaukee	60 82								
210	A	Ill.-Chicago	80 72	200	A	Oakland	77 72								
229	A	Valparaiso	65 54	177	A	Detroit	89 71								
293	A	Cleveland St.	93 65	155	H	Northern Ky.	66 61								
105	A	Youngstown St.	69 72	229	H	Valparaiso	80 63								
23	H	Green Bay	58 63	210	H	Ill.-Chicago	73 62								

Non-Div I Games: Mt. St. Joseph 117 26 Cincinnati Christian 107 44

Wright St.

Loss, Non-Conf, S Site, H Home A Away N Neutral

Average RPI Loss: 161

Average RPI Win: 254		WON-LOST	WINNING	LAST 10	STRENGTH OF	OPP. STRENGTH	TEAM	ADJ.	CONF.	ADJ CONF.
Average RPI Loss: 161		RECORD	PCT. RANK	GAMES	SCHEDULE	OF SCHEDULE	RPI	RPI	RPI	RPI
DIV. I ONLY		11- 11	167	3- 7	288	238	234	234	19	19
DIV. I NON-CONF.		6- 3	99	0- 0	216	286	131	131	20	20
-----		-----								
TOTALS	RPI 1-25	RPI 26-50		W-L RECORDS	RPI 51-100		RPI 101-150		RPI 150+	
11- 11	0- 0	0- 1		OVERALL	0- 2		1- 3		10- 5	
8- 4	0- 0	0- 0		HOME	0- 1		1- 1		7- 2	
3- 7	0- 0	0- 1		AWAY	0- 1		0- 2		3- 3	
0- 0	0- 0	0- 0		NEUTRAL	0- 0		0- 0		0- 0	
6- 3	0- 0	0- 0		NON-CONFERENCE	0- 2		0- 1		6- 0	
4- 1	0- 0	0- 0		HOME	0- 1		0- 0		4- 0	
2- 2	0- 0	0- 0		AWAY	0- 1		0- 1		2- 0	
0- 0	0- 0	0- 0		NEUTRAL	0- 0		0- 0		0- 0	
5- 8	0- 0	0- 1		CONFERENCE	0- 0		1- 2		4- 5	
4- 3	0- 0	0- 0		HOME	0- 0		1- 1		3- 2	
1- 5	0- 0	0- 1		AWAY	0- 0		0- 1		1- 3	
0- 0	0- 0	0- 0		NEUTRAL	0- 0		0- 0		0- 0	

RPI 1-25				RPI 26-50				RPI 51-100				RPI 101+				Team's RPI: 234	
RPI	S	Opponent	Score	RPI	S	Opponent	Score	RPI	S	Opponent	Score	RPI	S	Opponent	Score		
				45	A	Colorado St.	42 63	56	H	St. Mary's (CA)	64 70	132	A	Idaho	57 61		
								97	A	Gonzaga	57 61	136	A	Boise St.	49 58		
												136	H	Boise St.	82 58		
												148	H	Fresno St.	42 49		
												160	H	Montana St.	75 69		
												178	H	Colorado	77 68		
												180	A	UNLV	37 66		
												187	H	New Mexico	66 48		
												190	H	San Jose St.	66 67		
												209	H	Montana	68 61		
												215	A	Utah St.	75 84		
												247	H	San Diego St.	77 84		
												260	H	UC Santa Barbara	76 67		
												310	A	Denver	75 64		
												329	A	Nevada	65 68		
												329	H	Nevada	68 53		
												337	A	Cal St. Fullerton	61 56		
												343	A	Air Force	67 45		
												343	H	Air Force	84 56		
LAST 12 Division I GAMES:																	
				136	H	Boise St.	82 58	329	A	Nevada	65 68						
				215	A	Utah St.	75 84	187	H	New Mexico	66 48						
				343	H	Air Force	84 56	190	H	San Jose St.	66 67						
				45	A	Colorado St.	42 63	180	A	UNLV	37 66						
				148	H	Fresno St.	42 49	343	A	Air Force	67 45						
				136	A	Boise St.	49 58	329	H	Nevada	68 53						

Wyoming

Average RPI Win: 220	WON-LOST	WINNING	LAST 10	STRENGTH OF	OPP. STRENGTH	TEAM	ADJ.	CONF.	ADJ CONF.
Average RPI Loss: 60	RECORD	PCT. RANK	GAMES	SCHEDULE	OF SCHEDULE	RPI	RPI	RPI	RPI
DIV. I ONLY	17- 8	76	5- 5	274	75	137	137	6	6
DIV. I NON-CONF.	9- 2	37	0- 0	336	228	193	193	6	6
TOTALS	RPI 1-25	RPI 26-50	W-L RECORDS	RPI 51-100	RPI 101-150	RPI 150+			
17- 8	0- 2	0- 2	OVERALL	3- 3	1- 1	13- 0			
15- 2	0- 1	0- 0	HOME	3- 1	1- 0	11- 0			
2- 6	0- 0	0- 0	AWAY	0- 0	0- 0	2- 0			
0- 0	0- 0	0- 0	NEUTRAL	0- 0	0- 0	0- 0			
9- 2	0- 0	0- 0	NON-CONFERENCE	0- 2	0- 0	9- 0			
9- 1	0- 0	0- 0	HOME	0- 1	0- 0	9- 0			
0- 1	0- 0	0- 0	AWAY	0- 1	0- 0	0- 0			
0- 0	0- 0	0- 0	NEUTRAL	0- 0	0- 0	0- 0			
8- 6	0- 2	0- 2	CONFERENCE	3- 1	1- 1	4- 0			
6- 1	0- 1	0- 0	HOME	3- 0	1- 0	2- 0			
2- 5	0- 1	0- 2	AWAY	0- 1	0- 1	2- 0			
0- 0	0- 0	0- 0	NEUTRAL	0- 0	0- 0	0- 0			

RPI 1-25				RPI 26-50				RPI 51-100				RPI 101+ Team's RPI: 137			
RPI	S	Opponent	Score	RPI	S	Opponent	Score	RPI	S	Opponent	Score	RPI	S	Opponent	Score
20	A	DePaul	52 82	34	A	Seton Hall	66 82	54	H	Villanova	74 67	141	A	Creighton	47 74
20	H	DePaul	53 70	42	A	St. John's (NY)	41 57	65	A	Michigan	54 92	141	H	Creighton	57 55
								74	H	Middle Tenn.	53 62	194	A	Butler	73 63
								82	A	Marquette	69 74	194	H	Butler	55 47
								82	H	Marquette	71 66	206	H	Radford	63 56
								87	H	Georgetown	59 54	219	H	Cincinnati	65 56
												230	H	Binghamton	64 55
												255	A	Providence	62 54
												255	H	Providence	72 47
												275	H	Tennessee Tech	64 47
												297	H	Kennesaw St.	62 59
												303	H	UMES	61 56
												305	H	Southeastern La.	67 27
												316	H	Howard	70 47
												320	H	Evansville	65 57
LAST 12 Division I GAMES:															
82	A	Marquette	69 74	34	A	Seton Hall	66 82								
20	A	DePaul	52 82	20	H	DePaul	53 70								
141	H	Creighton	57 55	82	H	Marquette	71 66								
255	H	Providence	72 47	255	A	Providence	62 54								
194	H	Butler	55 47	141	A	Creighton	47 74								
42	A	St. John's (NY)	41 57	194	A	Butler	73 63								

Non-Div I Games:

Xavier

Average RPI Win:	232	WON-LOST	WINNING	LAST 10	STRENGTH OF	OPP. STRENGTH	TEAM	ADJ.	CONF.	ADJ CONF.
Average RPI Loss:	94	RECORD	PCT. RANK	GAMES	SCHEDULE	OF SCHEDULE	RPI	RPI	RPI	RPI
DIV. I ONLY	10- 14	223	3- 7	66	178	158	158	10	10	
DIV. I NON-CONF.	8- 8	160	1- 3	95	183	137	137	11	11	
TOTALS	RPI 1-25	RPI 26-50	W-L RECORDS	RPI 51-100	RPI 101-150	RPI 150+				
10- 14	0- 0	0- 5	OVERALL	0- 3	2- 3	8- 3				
7- 3	0- 0	0- 0	HOME	0- 1	1- 1	6- 1				
1- 10	0- 0	0- 4	AWAY	0- 2	0- 2	1- 2				
2- 1	0- 0	0- 1	NEUTRAL	0- 0	1- 0	1- 0				
8- 8	0- 0	0- 3	NON-CONFERENCE	0- 3	2- 2	6- 0				
6- 1	0- 0	0- 0	HOME	0- 1	1- 0	5- 0				
0- 6	0- 0	0- 2	AWAY	0- 2	0- 2	0- 0				
2- 1	0- 0	0- 1	NEUTRAL	0- 0	1- 0	1- 0				
2- 6	0- 0	0- 2	CONFERENCE	0- 0	0- 1	2- 3				
1- 2	0- 0	0- 0	HOME	0- 0	0- 1	1- 1				
1- 4	0- 0	0- 2	AWAY	0- 0	0- 0	1- 2				
0- 0	0- 0	0- 0	NEUTRAL	0- 0	0- 0	0- 0				

RPI S	Opponent	Score	RPI S	Opponent	Score	RPI S	Opponent	Score	RPI S	Opponent	Score	Team's RPI: 158
36	A Penn	49 68	37	N West Virginia	60 70	52	A Dayton	75 81	101	A North Carolina	63 70	
38	A Princeton	50 65	38	A Princeton	50 65	53	A Albany (NY)	70 74	111	N Iona	63 48	
42	A St. John's (NY)	56 69	42	A St. John's (NY)	56 69	72	H Army West Point	61 65	113	A Boston College	60 73	
47	A Indiana	60 76	47	A Indiana	60 76				118	H Harvard	69 72	
									139	H Stony Brook	62 57	
									153	A Cornell	63 74	
									193	A Brown	48 39	
									193	H Brown	81 54	
									221	A Columbia	71 77	
									227	H Manhattan	62 36	
									231	H Dartmouth	63 68	
									243	H New Hampshire	63 46	
									244	H Holy Cross	69 59	
									312	N Fairleigh Dickinson	77 58	
									315	H Illinois St.	60 47	
									344	H Wagner	78 60	
LAST 12 Division I GAMES:												
118	H Harvard	69 72	193	A Brown	48 39							
231	H Dartmouth	63 68	193	H Brown	81 54							
153	A Cornell	63 74	113	A Boston College	60 73							
221	A Columbia	71 77	243	H New Hampshire	63 46							
38	A Princeton	50 65	53	A Albany (NY)	70 74							
36	A Penn	49 68	47	A Indiana	60 76							

Non-Div I Games: Albertus Magnus 67 34

Yale

Average RPI Win:	202	WON-LOST	WINNING	LAST 10	STRENGTH OF	OPP. STRENGTH	TEAM	ADJ.	CONF.	ADJ CONF.
Average RPI Loss:	144	RECORD	PCT. RANK	GAMES	SCHEDULE	OF SCHEDULE	RPI	RPI	RPI	RPI
DIV. I ONLY	14- 8	94	4- 6	139	196	105	105	14	14	
DIV. I NON-CONF.	7- 2	57	0- 0	276	226	107	107	15	15	
TOTALS	RPI 1-25	RPI 26-50	W-L RECORDS	RPI 51-100	RPI 101-150	RPI 150+				
14- 8	0- 2	0- 0	OVERALL	2- 0	0- 2	12- 4				
8- 3	0- 1	0- 0	HOME	1- 0	0- 0	7- 2				
6- 5	0- 1	0- 0	AWAY	1- 0	0- 2	5- 2				
0- 0	0- 0	0- 0	NEUTRAL	0- 0	0- 0	0- 0				
7- 2	0- 0	0- 0	NON-CONFERENCE	1- 0	0- 2	6- 0				
5- 0	0- 0	0- 0	HOME	0- 0	0- 0	5- 0				
2- 2	0- 0	0- 0	AWAY	1- 0	0- 2	1- 0				
0- 0	0- 0	0- 0	NEUTRAL	0- 0	0- 0	0- 0				
7- 6	0- 2	0- 0	CONFERENCE	1- 0	0- 0	6- 4				
3- 3	0- 1	0- 0	HOME	1- 0	0- 0	2- 2				
4- 3	0- 1	0- 0	AWAY	0- 0	0- 0	4- 2				
0- 0	0- 0	0- 0	NEUTRAL	0- 0	0- 0	0- 0				

RPI	S	Opponent	Score	RPI	S	Opponent	Score	RPI	S	Opponent	Score	RPI	S	Opponent	Score	Team's RPI: 105
23	A	Green Bay	35 69					89	A	Bucknell	55 47	119	A	Akron	49 74	
23	H	Green Bay	60 68					94	H	Wright St.	72 69	130	A	Penn St.	51 68	
												155	H	Northern Ky.	77 88	
												177	A	Detroit	72 70	
												177	H	Detroit	68 69	
												185	A	Milwaukee	70 62	
												185	H	Milwaukee	69 67	
												196	H	Robert Morris	55 46	
												200	A	Oakland	96 77	
												200	H	Oakland	67 63	
												202	H	Canisius	53 51	
												206	H	Radford	54 53	
												210	A	Ill.-Chicago	69 64	
												229	A	Valparaiso	60 65	
												265	H	Tennessee St.	69 58	
												293	A	Cleveland St.	68 75	
												302	A	Niagara	71 54	
												317	H	Kent St.	91 61	
LAST 12 Division I GAMES:																
185	A	Milwaukee	70 62	229	A	Valparaiso	60 65									
23	A	Green Bay	35 69	210	A	Ill.-Chicago	69 64									
177	H	Detroit	68 69	293	A	Cleveland St.	68 75									
200	H	Oakland	67 63	23	H	Green Bay	60 68									
155	H	Northern Ky.	77 88	185	H	Milwaukee	69 67									
94	H	Wright St.	72 69	177	A	Detroit	72 70									

Non-Div I Games: Lake Erie 89 61 Salem Int'l 80 40

Youngstown St.

Loss, Non-Conf, S Site, H Home A Away N Neutral