

Team Statistics				Through Games Of Feb. 17, 1910						
Average RPI Win:	284	WON-LOST	WINNING	LAST 10	STRENGTH OF	OPP. STRENGTH	TEAM	ADJ.	CONF.	ADJ CONF.
Average RPI Loss:	203	RECORD	PCT. RANK	GAMES	SCHEDULE	OF SCHEDULE	RPI	RPI	RPI	RPI
DIV. I ONLY	7- 15	271	5- 5	318	291	326	326	28	28	
DIV. I NON-CONF.	2- 7	280	0- 0	249	283	321	321	26	26	
-----										
TOTALS	RPI 1-25	RPI 26-50		W-L RECORDS		RPI 51-100	RPI 101-150	RPI 150+		
7- 15	0- 0	0- 0		OVERALL		0- 0	0- 3	7- 12		
5- 8	0- 0	0- 0		HOME		0- 0	0- 1	5- 7		
2- 6	0- 0	0- 0		AWAY		0- 0	0- 1	2- 5		
0- 1	0- 0	0- 0		NEUTRAL		0- 0	0- 1	0- 0		
2- 7	0- 0	0- 0		NON-CONFERENCE		0- 0	0- 1	2- 6		
2- 4	0- 0	0- 0		HOME		0- 0	0- 0	2- 4		
0- 2	0- 0	0- 0		AWAY		0- 0	0- 0	0- 2		
0- 1	0- 0	0- 0		NEUTRAL		0- 0	0- 1	0- 0		
5- 8	0- 0	0- 0		CONFERENCE		0- 0	0- 2	5- 6		
3- 4	0- 0	0- 0		HOME		0- 0	0- 1	3- 3		
2- 4	0- 0	0- 0		AWAY		0- 0	0- 1	2- 3		
0- 0	0- 0	0- 0		NEUTRAL		0- 0	0- 0	0- 0		

RPI 1-25				RPI 26-50				RPI 51-100				RPI 101+				Team's RPI: 326	
RPI	S	Opponent	Score	RPI	S	Opponent	Score	RPI	S	Opponent	Score	RPI	S	Opponent	Score		
												101	N	New Mexico St.	51	70	
												124	A	Northwestern St.	43	60	
												127	H	Central Ark.	55	66	
												163	A	Fordham	49	67	
												168	A	McNeese St.	51	72	
												174	H	East Carolina	46	82	
												182	H	UNLV	51	65	
												196	H	Cal Poly	45	56	
												204	H	UTRGV	49	46	
												229	A	Texas Southern	43	51	
												234	A	Stephen F. Austin	59	72	
												234	H	Stephen F. Austin	66	71	
												237	H	Sam Houston St.	81	71	
												240	H	Rice	60	55	
												246	H	Houston Baptist	59	73	
												258	H	Houston	73	76	
												278	A	Lamar	70	75	
												306	H	Southeastern La.	69	67	
												321	A	Incarnate Word	57	56	
												324	H	Nicholls St.	62	64	
												340	A	New Orleans	75	64	
												340	H	New Orleans	73	59	
LAST 12 Division I GAMES:																	
				234	A	Stephen F. Austin	59	72	340	H	New Orleans	73	59				
				340	A	New Orleans	75	64	306	H	Southeastern La.	69	67				
				237	H	Sam Houston St.	81	71	324	H	Nicholls St.	62	64				
				246	H	Houston Baptist	59	73	124	A	Northwestern St.	43	60				
				234	H	Stephen F. Austin	66	71	168	A	McNeese St.	51	72				
				321	A	Incarnate Word	57	56	278	A	Lamar	70	75				

Non-Div I Games:	Western N.M.	57	42	Angelo St.	80	85
------------------	--------------	----	----	------------	----	----

A&amp;M-Corpus Christi

Loss, Non-Conf, S Site, H Home A Away N Neutral

RPI 1-25				RPI 26-50				RPI 51-100				Team's RPI: 60		RPI 101+			
RPI	S	Opponent	Score	RPI	S	Opponent	Score	RPI	S	Opponent	Score			RPI	S	Opponent	Score
				48	A	Kansas St.	45 76							106	N	Eastern Mich.	83 59
														124	H	Northwestern St.	67 46
														127	A	Central Ark.	61 49
														132	A	Idaho	71 59
														133	A	Texas Tech	65 71
														168	H	McNeese St.	79 62
														175	A	Eastern Wash.	72 60
														230	N	Grand Canyon	75 71
														234	A	Stephen F. Austin	85 70
														237	A	Sam Houston St.	87 76
														237	H	Sam Houston St.	67 55
														244	H	UTSA	79 60
														246	H	Houston Baptist	77 60
														278	A	Lamar	54 63
														278	H	Lamar	90 62
														306	A	Southeastern La.	88 72
														321	A	Incarnate Word	86 71
														324	A	Nicholls St.	71 68
LAST 12 Division I GAMES:																	
				237	H	Sam Houston St.	67 55					237	A	Sam Houston St.	87 76		
				306	A	Southeastern La.	88 72					234	A	Stephen F. Austin	85 70		
				278	A	Lamar	54 63					168	H	McNeese St.	79 62		
				278	H	Lamar	90 62					324	A	Nicholls St.	71 68		
				246	H	Houston Baptist	77 60					124	H	Northwestern St.	67 46		
				321	A	Incarnate Word	86 71					127	A	Central Ark.	61 49		

Abilene Christian

Page 2

Average RPI Win:	329	WON-LOST	WINNING	LAST 10	STRENGTH OF	OPP. STRENGTH	TEAM	ADJ.	CONF.	ADJ CONF.
Average RPI Loss:	188	RECORD	PCT. RANK	GAMES	SCHEDULE	OF SCHEDULE	RPI	RPI	RPI	RPI
DIV. I ONLY	1- 23	349	1- 9	262	213	342	342	19	19	
DIV. I NON-CONF.	0- 11	338	0- 0	225	237	340	340	20	20	
TOTALS	RPI 1-25	RPI 26-50	W-L RECORDS	RPI 51-100	RPI 101-150	RPI 150+				
1- 23	0- 0	0- 1	OVERALL	0- 3	0- 3	1- 16				
1- 9	0- 0	0- 0	HOME	0- 0	0- 1	1- 8				
0- 14	0- 0	0- 1	AWAY	0- 3	0- 2	0- 8				
0- 0	0- 0	0- 0	NEUTRAL	0- 0	0- 0	0- 0				
0- 11	0- 0	0- 0	NON-CONFERENCE	0- 3	0- 1	0- 7				
0- 3	0- 0	0- 0	HOME	0- 0	0- 1	0- 2				
0- 8	0- 0	0- 0	AWAY	0- 3	0- 0	0- 5				
0- 0	0- 0	0- 0	NEUTRAL	0- 0	0- 0	0- 0				
1- 12	0- 0	0- 1	CONFERENCE	0- 0	0- 2	1- 9				
1- 6	0- 0	0- 0	HOME	0- 0	0- 0	1- 6				
0- 6	0- 0	0- 1	AWAY	0- 0	0- 2	0- 3				
0- 0	0- 0	0- 0	NEUTRAL	0- 0	0- 0	0- 0				

RPI S	Opponent	Score	RPI S	Opponent	Score	RPI S	Opponent	Score	RPI S	Opponent	Score	Team's RPI: 342
			45 A	Colorado St.	47 71	55 A	Santa Clara	34 68	106 H	Eastern Mich.	59 72	
						71 A	Vanderbilt	29 86	137 A	Boise St.	48 61	
						96 A	Gonzaga	35 88	147 A	Fresno St.	46 70	
									164 A	George Mason	52 69	
									175 A	Eastern Wash.	44 65	
									182 H	UNLV	56 60	
									186 H	New Mexico	33 63	
									189 A	San Jose St.	60 81	
									189 H	San Jose St.	49 72	
									190 A	UC Davis	40 66	
									217 H	Utah St.	53 66	
									230 H	Grand Canyon	39 73	
									236 A	Wyoming	56 84	
									236 H	Wyoming	45 67	
									247 H	San Diego St.	66 69	
									249 A	Navy	46 64	
									308 H	Denver	48 57	
									329 A	Nevada	57 68	
									329 H	Nevada	59 53	
									330 A	Southern Utah	56 75	
LAST 12 Division I GAMES:												
247 H	San Diego St.	66 69	147 A	Fresno St.	46 70							
329 H	Nevada	59 53	45 A	Colorado St.	47 71							
137 A	Boise St.	48 61	182 H	UNLV	56 60							
236 A	Wyoming	56 84	217 H	Utah St.	53 66							
189 H	San Jose St.	49 72	329 A	Nevada	57 68							
186 H	New Mexico	33 63	236 H	Wyoming	45 67							

Non-Div I Games:

Air Force

■ Loss, 
 ■ Non-Conf, 
 ■ S Site, 
 ■ H Home 
 ■ A Away 
 N Neutral

Average RPI Win: <b>186</b>	WON-LOST	WINNING	LAST 10	STRENGTH OF	OPP. STRENGTH	TEAM	ADJ.	CONF.	ADJ CONF.
Average RPI Loss: <b>112</b>	RECORD	PCT. RANK	GAMES	SCHEDULE	OF SCHEDULE	RPI	RPI	RPI	RPI
DIV. I ONLY	<b>11- 11</b>	<b>166</b>	<b>5- 5</b>	<b>84</b>	<b>126</b>	<b>119</b>	<b>119</b>	<b>11</b>	<b>11</b>
DIV. I NON-CONF.	<b>5- 5</b>	<b>160</b>	<b>0- 0</b>	<b>194</b>	<b>108</b>	<b>164</b>	<b>164</b>	<b>13</b>	<b>13</b>
TOTALS	RPI 1-25	RPI 26-50	W-L RECORDS	RPI 51-100	RPI 101-150	RPI 150+			
11- 11	0- 0	0- 1	OVERALL	0- 5	5- 2	6- 3			
6- 3	0- 0	0- 0	HOME	0- 2	3- 0	3- 1			
5- 6	0- 0	0- 1	AWAY	0- 3	2- 1	3- 1			
0- 2	0- 0	0- 0	NEUTRAL	0- 0	0- 1	0- 1			
5- 5	0- 0	0- 0	NON-CONFERENCE	0- 2	1- 1	4- 2			
3- 1	0- 0	0- 0	HOME	0- 1	1- 0	2- 0			
2- 2	0- 0	0- 0	AWAY	0- 1	0- 0	2- 1			
0- 2	0- 0	0- 0	NEUTRAL	0- 0	0- 1	0- 1			
6- 6	0- 0	0- 1	CONFERENCE	0- 3	4- 1	2- 1			
3- 2	0- 0	0- 0	HOME	0- 1	2- 0	1- 1			
3- 4	0- 0	0- 1	AWAY	0- 2	2- 1	1- 0			
0- 0	0- 0	0- 0	NEUTRAL	0- 0	0- 0	0- 0			

RPI S	Opponent	Score	RPI S	Opponent	Score	RPI S	Opponent	Score	RPI S	Opponent	Score	Team's RPI: 119
28	A Ohio	55 <b>75</b>	64	H FGCU	64 <b>82</b>	104	H Youngstown St.	74 49				
			69	A Central Mich.	60 <b>81</b>	106	A Eastern Mich.	68 65				
			69	H Central Mich.	77 <b>97</b>	106	H Eastern Mich.	75 72				
			80	A Ball St.	71 <b>78</b>	114	H Toledo	81 71				
			83	A San Diego	65 <b>86</b>	118	A Western Mich.	65 <b>69</b>				
						121	N UNI	51 <b>59</b>				
						134	A Buffalo	69 61				
						154	A Northern Ky.	77 75				
						169	N Northern Colo.	65 <b>78</b>				
						171	A Fla. Atlantic	77 <b>91</b>				
						231	A Valparaiso	85 74				
						251	A Bowling Green	71 55				
						257	H Northern Ill.	58 <b>65</b>				
						263	H Miami (OH)	77 65				
						270	H UCF	74 54				
						312	H Winthrop	76 59				
LAST 12 Division I GAMES:												
118	A Western Mich.	65 <b>69</b>	114	H Toledo	81 71							
263	H Miami (OH)	77 65	134	A Buffalo	69 61							
80	A Ball St.	71 <b>78</b>	251	A Bowling Green	71 55							
106	H Eastern Mich.	75 72	69	H Central Mich.	77 <b>97</b>							
28	A Ohio	55 <b>75</b>	106	A Eastern Mich.	68 65							
69	A Central Mich.	60 <b>81</b>	257	H Northern Ill.	58 <b>65</b>							

Non-Div I Games: Rochester College 103 37

Akron

■ Loss, 
 ■ Non-Conf, 
 ■ S Site, 
 ■ H Home 
 ■ A Away 
 N Neutral

## Alabama

Through Games Of Feb. 14, 2016

Average RPI Win: <b>221</b>	WON-LOST	WINNING	LAST 10	STRENGTH OF	OPP. STRENGTH	TEAM	ADJ.	CONF.	ADJ CONF.
Average RPI Loss: <b>48</b>	RECORD	PCT. RANK	GAMES	SCHEDULE	OF SCHEDULE	RPI	RPI	RPI	RPI
DIV. I ONLY	<b>14- 11</b>	<b>140</b>	<b>2- 8</b>	<b>156</b>	<b>77</b>	<b>148</b>	<b>148</b>	<b>2</b>	<b>2</b>
DIV. I NON-CONF.	<b>11- 2</b>	<b>28</b>	<b>0- 0</b>	<b>323</b>	<b>303</b>	<b>133</b>	<b>133</b>	<b>2</b>	<b>2</b>
TOTALS	RPI 1-25	RPI 26-50	W-L RECORDS	RPI 51-100	RPI 101-150	RPI 150+			
14- 11	0- 4	1- 3	OVERALL	2- 4	1- 0	10- 0			
12- 3	0- 1	1- 1	HOME	1- 1	1- 0	9- 0			
0- 8	0- 3	0- 2	AWAY	0- 3	0- 0	0- 0			
2- 0	0- 0	0- 0	NEUTRAL	1- 0	0- 0	1- 0			
11- 2	0- 0	0- 0	NON-CONFERENCE	2- 2	0- 0	9- 0			
9- 0	0- 0	0- 0	HOME	1- 0	0- 0	8- 0			
0- 2	0- 0	0- 0	AWAY	0- 2	0- 0	0- 0			
2- 0	0- 0	0- 0	NEUTRAL	1- 0	0- 0	1- 0			
3- 9	0- 4	1- 3	CONFERENCE	0- 2	1- 0	1- 0			
3- 3	0- 1	1- 1	HOME	0- 1	1- 0	1- 0			
0- 6	0- 3	0- 2	AWAY	0- 1	0- 0	0- 0			
0- 0	0- 0	0- 0	NEUTRAL	0- 0	0- 0	0- 0			

RPI	S	Opponent	Score	RPI	S	Opponent	Score	RPI	S	Opponent	Score	RPI	S	Opponent	Score	Team's RPI: 148
14	H	Texas A&M	56 <b>59</b>	26	H	Georgia	64 50	71	A	Vanderbilt	52 <b>67</b>	123	H	LSU	62 45	
15	A	Tennessee	42 <b>70</b>	33	A	Missouri	52 <b>63</b>	71	H	Vanderbilt	48 <b>54</b>	159	H	Ole Miss	48 37	
17	A	Kentucky	48 <b>73</b>	50	A	Auburn	59 <b>72</b>	72	N	Middle Tenn.	64 46	214	H	Grambling	72 57	
22	A	Florida	72 <b>80</b>	50	H	Auburn	55 <b>59</b>	84	A	Georgia Tech	58 <b>70</b>	222	N	Utah Valley	67 60	
								89	H	Georgetown	78 66	254	H	Appalachian St.	93 59	
								100	A	UT Martin	65 <b>83</b>	268	H	Georgia St.	72 56	
												313	H	North Florida	69 47	
												327	H	Alcorn	97 50	
												335	H	Lipscomb	68 49	
												344	H	Alabama A&M	96 44	
												349	H	Mississippi Val.	98 35	
LAST 12 Division I GAMES:																
33	A	Missouri	52 <b>63</b>	22	A	Florida	72 <b>80</b>									
50	H	Auburn	55 <b>59</b>	26	H	Georgia	64 50									
159	H	Ole Miss	48 37	50	A	Auburn	59 <b>72</b>									
15	A	Tennessee	42 <b>70</b>	71	H	Vanderbilt	48 <b>54</b>									
14	H	Texas A&M	56 <b>59</b>	17	A	Kentucky	48 <b>73</b>									
71	A	Vanderbilt	52 <b>67</b>	123	H	LSU	62 45									

Non-Div I Games:

Alabama

■ Loss, 
 ■ Non-Conf, S Site, 
 ■ Home 
 ■ Away 
 N Neutral

Average RPI Win:	344	WON-LOST	WINNING	LAST 10	STRENGTH OF	OPP. STRENGTH	TEAM	ADJ.	CONF.	ADJ CONF.
Average RPI Loss:	219	RECORD	PCT. RANK	GAMES	SCHEDULE	OF SCHEDULE	RPI	RPI	RPI	RPI
DIV. I ONLY	3- 18	334	3- 7	319	348	344	344	32	32	
DIV. I NON-CONF.	0- 9	338	0- 0	144	285	328	328	31	31	
TOTALS	RPI 1-25	RPI 26-50	W-L RECORDS	RPI 51-100	RPI 101-150	RPI 150+				
3- 18	0- 0	0- 0	OVERALL	0- 2	0- 3	3- 13				
2- 8	0- 0	0- 0	HOME	0- 2	0- 1	2- 5				
1- 10	0- 0	0- 0	AWAY	0- 0	0- 2	1- 8				
0- 0	0- 0	0- 0	NEUTRAL	0- 0	0- 0	0- 0				
0- 9	0- 0	0- 0	NON-CONFERENCE	0- 2	0- 3	0- 4				
0- 5	0- 0	0- 0	HOME	0- 2	0- 1	0- 2				
0- 4	0- 0	0- 0	AWAY	0- 0	0- 2	0- 2				
0- 0	0- 0	0- 0	NEUTRAL	0- 0	0- 0	0- 0				
3- 9	0- 0	0- 0	CONFERENCE	0- 0	0- 0	3- 9				
2- 3	0- 0	0- 0	HOME	0- 0	0- 0	2- 3				
1- 6	0- 0	0- 0	AWAY	0- 0	0- 0	1- 6				
0- 0	0- 0	0- 0	NEUTRAL	0- 0	0- 0	0- 0				

RPI 1-25				RPI 26-50				RPI 51-100				RPI 101+ Team's RPI: 344			
RPI	S	Opponent	Score	RPI	S	Opponent	Score	RPI	S	Opponent	Score	RPI	S	Opponent	Score
								75	H	Saint Louis	60 91	122	H	Samford	30 54
								99	H	Belmont	28 78	143	A	Marshall	45 81
												148	A	Alabama	44 96
												159	A	Ole Miss	42 103
												177	A	Southern U.	38 77
												198	H	Southeast Mo. St.	58 69
												214	A	Grambling	56 75
												229	H	Texas Southern	38 57
												266	H	Murray St.	59 76
												280	A	Alabama St.	50 86
												280	H	Alabama St.	63 77
												281	H	Prairie View	52 67
												296	A	Morehead St.	69 112
												319	A	Jackson St.	58 59
												327	A	Alcorn	52 68
												334	A	Ark.-Pine Bluff	60 69
												334	H	Ark.-Pine Bluff	78 70
												349	A	Mississippi Val.	84 74
												349	H	Mississippi Val.	79 68
LAST 12 Division I GAMES:															
280	H	Alabama St.	63 77	327	A	Alcorn	52 68								
349	A	Mississippi Val.	84 74	280	A	Alabama St.	50 86								
334	A	Ark.-Pine Bluff	60 69	349	H	Mississippi Val.	79 68								
229	H	Texas Southern	38 57	334	H	Ark.-Pine Bluff	78 70								
281	H	Prairie View	52 67	319	A	Jackson St.	58 59								
177	A	Southern U.	38 77	214	A	Grambling	56 75								

Non-Div I Games: Tuskegee

66 55

Alabama A&amp;M

■ Loss, 
 ■ Non-Conf, S Site, 
 ■ Home 
 ■ Away 
 N Neutral

Average RPI Win:	299	WON-LOST	WINNING	LAST 10	STRENGTH OF	OPP. STRENGTH	TEAM	ADJ.	CONF.	ADJ CONF.
Average RPI Loss:	205	RECORD	PCT. RANK	GAMES	SCHEDULE	OF SCHEDULE	RPI	RPI	RPI	RPI
DIV. I ONLY	11- 9	144	10- 0	347	341	280	280	32	32	
DIV. I NON-CONF.	1- 7	318	0- 0	281	222	339	339	31	31	
TOTALS	RPI 1-25	RPI 26-50	W-L RECORDS	RPI 51-100	RPI 101-150	RPI 150+				
11- 9	0- 0	0- 0	OVERALL	0- 1	0- 1	11- 7				
5- 4	0- 0	0- 0	HOME	0- 0	0- 1	5- 3				
5- 4	0- 0	0- 0	AWAY	0- 1	0- 0	5- 3				
1- 1	0- 0	0- 0	NEUTRAL	0- 0	0- 0	1- 1				
1- 7	0- 0	0- 0	NON-CONFERENCE	0- 1	0- 1	1- 5				
0- 4	0- 0	0- 0	HOME	0- 0	0- 1	0- 3				
0- 2	0- 0	0- 0	AWAY	0- 1	0- 0	0- 1				
1- 1	0- 0	0- 0	NEUTRAL	0- 0	0- 0	1- 1				
10- 2	0- 0	0- 0	CONFERENCE	0- 0	0- 0	10- 2				
5- 0	0- 0	0- 0	HOME	0- 0	0- 0	5- 0				
5- 2	0- 0	0- 0	AWAY	0- 0	0- 0	5- 2				
0- 0	0- 0	0- 0	NEUTRAL	0- 0	0- 0	0- 0				

RPI 1-25			RPI 26-50			RPI 51-100			RPI 101+			Team's RPI: 280
RPI	S	Opponent	Score	RPI	S	Opponent	Score	RPI	S	Opponent	Score	
						84 A Georgia Tech	54 80	122 H Samford		35 54		
								151 A Southern Miss.		44 65		
								177 A Southern U.		60 59		
								180 H Troy		59 73		
								209 H South Ala.		43 47		
								214 A Grambling		69 89		
								216 N Siena		57 53		
								229 H Texas Southern		57 51		
								262 N Tennessee St.		64 74		
								281 H Prairie View		65 54		
								301 H Savannah St.		49 60		
								319 A Jackson St.		69 70		
								327 A Alcorn		52 51		
								334 A Ark.-Pine Bluff		68 53		
								334 H Ark.-Pine Bluff		72 63		
								344 A Alabama A&M		77 63		
								344 H Alabama A&M		86 50		
								349 A Mississippi Val.		79 51		
								349 H Mississippi Val.		100 50		
LAST 12 Division I GAMES:												
344 A		Alabama A&M	77 63	177 A		Southern U.	60 59					
334 A		Ark.-Pine Bluff	68 53	344 H		Alabama A&M	86 50					
349 A		Mississippi Val.	79 51	334 H		Ark.-Pine Bluff	72 63					
281 H		Prairie View	65 54	349 H		Mississippi Val.	100 50					
229 H		Texas Southern	57 51	214 A		Grambling	69 89					
327 A		Alcorn	52 51	319 A		Jackson St.	69 70					

Non-Div I Games: Mobile 71 56

Alabama St.

■ Loss, 
 ■ Non-Conf, 
 ■ S Site, 
 ■ Home 
 ■ A Away 
 N Neutral

Average RPI Win:	216	WON-LOST	WINNING	LAST 10	STRENGTH OF	OPP. STRENGTH	TEAM	ADJ.	CONF.	ADJ CONF.
Average RPI Loss:	51	RECORD	PCT. RANK	GAMES	SCHEDULE	OF SCHEDULE	RPI	RPI	RPI	RPI
DIV. I ONLY	21- 4	19	9- 1	188	197	53	53	15	15	
DIV. I NON-CONF.	9- 3	69	0- 0	188	141	57	57	18	18	
TOTALS	RPI 1-25	RPI 26-50	W-L RECORDS	RPI 51-100	RPI 101-150	RPI 150+				
21- 4	0- 1	0- 1	OVERALL	1- 2	2- 0	18- 0				
9- 0	0- 0	0- 0	HOME	1- 0	1- 0	7- 0				
10- 4	0- 1	0- 1	AWAY	0- 2	0- 0	10- 0				
2- 0	0- 0	0- 0	NEUTRAL	0- 0	1- 0	1- 0				
9- 3	0- 1	0- 1	NON-CONFERENCE	0- 1	1- 0	8- 0				
3- 0	0- 0	0- 0	HOME	0- 0	0- 0	3- 0				
4- 3	0- 1	0- 1	AWAY	0- 1	0- 0	4- 0				
2- 0	0- 0	0- 0	NEUTRAL	0- 0	1- 0	1- 0				
12- 1	0- 0	0- 0	CONFERENCE	1- 1	1- 0	10- 0				
6- 0	0- 0	0- 0	HOME	1- 0	1- 0	4- 0				
6- 1	0- 0	0- 0	AWAY	0- 1	0- 0	6- 0				
0- 0	0- 0	0- 0	NEUTRAL	0- 0	0- 0	0- 0				

RPI S	Opponent	Score	RPI S	Opponent	Score	RPI S	Opponent	Score	Team's RPI: 53	RPI S	Opponent	Score
15	A Tennessee	55 63	39	A Southern California	67 68	74	A Army West Point	62 65		114	N Toledo	63 55
						76	A Maine	53 65		139	H Stony Brook	73 54
						76	H Maine	64 59		156	H Yale	74 70
										170	A UMBC	77 42
										170	H UMBC	63 39
										190	N UC Davis	80 70
										191	A Rhode Island	67 58
										206	A Hartford	78 41
										211	A Fairfield	62 50
										216	A Siena	61 42
										232	A Binghamton	59 47
										232	H Binghamton	64 58
										242	A New Hampshire	78 52
										242	H New Hampshire	85 48
										253	H Providence	71 58
										265	H Pepperdine	64 49
										290	A Vermont	75 40
										290	H Vermont	72 43
										314	A UMass Lowell	85 55
										347	A Boston U.	83 43
LAST 12 Division I GAMES:												
76	A Maine	53 65	314	A UMass Lowell	85 55							
242	H New Hampshire	85 48	139	H Stony Brook	73 54							
232	H Binghamton	64 58	232	A Binghamton	59 47							
290	A Vermont	75 40	76	H Maine	64 59							
170	H UMBC	63 39	242	A New Hampshire	78 52							
206	A Hartford	78 41	290	H Vermont	72 43							

Non-Div I Games:

Albany (NY)

■ Loss, 
■ Non-Conf, 
■ S Site, 
■ H Home 
■ A Away 
N Neutral



Average RPI Win:	314	WON-LOST	WINNING	LAST 10	STRENGTH OF	OPP. STRENGTH	TEAM	ADJ.	CONF.	ADJ CONF.
Average RPI Loss:	205	RECORD	PCT. RANK	GAMES	SCHEDULE	OF SCHEDULE	RPI	RPI	RPI	RPI
DIV. I ONLY	4- 16	314	4- 6	298	344	327	327	32	32	
DIV. I NON-CONF.	0- 8	338	0- 0	61	196	294	294	31	31	
TOTALS	RPI 1-25	RPI 26-50	W-L RECORDS	RPI 51-100	RPI 101-150	RPI 150+				
4- 16	0- 0	0- 1	OVERALL	0- 1	0- 4	4- 10				
2- 3	0- 0	0- 0	HOME	0- 0	0- 0	2- 3				
2- 13	0- 0	0- 0	AWAY	0- 1	0- 2	2- 5				
0- 0	0- 0	0- 0	NEUTRAL	0- 0	0- 0	0- 0				
0- 8	0- 0	0- 1	NON-CONFERENCE	0- 1	0- 4	0- 2				
0- 0	0- 0	0- 0	HOME	0- 0	0- 0	0- 0				
0- 8	0- 0	0- 1	AWAY	0- 1	0- 4	0- 2				
0- 0	0- 0	0- 0	NEUTRAL	0- 0	0- 0	0- 0				
4- 8	0- 0	0- 0	CONFERENCE	0- 0	0- 0	4- 8				
2- 3	0- 0	0- 0	HOME	0- 0	0- 0	2- 3				
2- 5	0- 0	0- 0	AWAY	0- 0	0- 0	2- 5				
0- 0	0- 0	0- 0	NEUTRAL	0- 0	0- 0	0- 0				

RPI 1-25			RPI 26-50			RPI 51-100			RPI 101+			Team's RPI: 327
RPI	S	Opponent	Score	RPI	S	Opponent	Score	RPI	S	Opponent	Score	
				44	A	Arkansas St.	50 82	95	A	Northwestern	47 91	
										Iowa St.	41 91	
										Central Ark.	35 58	
										Alabama	50 97	
										La.-Lafayette	61 73	
										East Carolina	58 87	
										Southern U.	57 66	
										Grambling	70 66	
										Grambling	76 85	
										Texas Southern	39 68	
										Alabama St.	51 52	
										Prairie View	54 58	
										Jacksonville St.	65 67	
										Jackson St.	65 79	
										Jackson St.	66 73	
										Ark.-Pine Bluff	69 71	
										Alabama A&M	68 52	
										Mississippi Val.	81 66	
										Mississippi Val.	75 39	
LAST 12 Division I GAMES:												
				349	H	Mississippi Val.	75 39	334	A	Ark.-Pine Bluff	69 71	
				214	A	Grambling	70 66	349	A	Mississippi Val.	81 66	
				319	A	Jackson St.	65 79	214	H	Grambling	76 85	
				177	A	Southern U.	57 66	319	H	Jackson St.	66 73	
				280	H	Alabama St.	51 52	229	A	Texas Southern	39 68	
				344	H	Alabama A&M	68 52	281	A	Prairie View	54 58	

Non-Div I Games: Mt. Mercy 60 56 Delta St. 66 57

Alcorn

Loss, Non-Conf, S Site, H Home A Away N Neutral

Average RPI Win: <b>268</b>	WON-LOST	WINNING	LAST 10	STRENGTH OF	OPP. STRENGTH	TEAM	ADJ.	CONF.	ADJ CONF.
Average RPI Loss: <b>145</b>	RECORD	PCT. RANK	GAMES	SCHEDULE	OF SCHEDULE	RPI	RPI	RPI	RPI
DIV. I ONLY	6- 18	289	3- 7	103	277	248	248	26	26
DIV. I NON-CONF.	2- 9	296	0- 0	23	177	198	198	28	28
TOTALS	RPI 1-25	RPI 26-50	W-L RECORDS	RPI 51-100	RPI 101-150	RPI 150+			
6- 18	0- 0	0- 3	OVERALL	0- 6	0- 2	6- 7			
3- 7	0- 0	0- 0	HOME	0- 4	0- 1	3- 2			
3- 11	0- 0	0- 3	AWAY	0- 2	0- 1	3- 5			
0- 0	0- 0	0- 0	NEUTRAL	0- 0	0- 0	0- 0			
2- 9	0- 0	0- 3	NON-CONFERENCE	0- 2	0- 2	2- 2			
1- 3	0- 0	0- 0	HOME	0- 2	0- 1	1- 0			
1- 6	0- 0	0- 3	AWAY	0- 0	0- 1	1- 2			
0- 0	0- 0	0- 0	NEUTRAL	0- 0	0- 0	0- 0			
4- 9	0- 0	0- 0	CONFERENCE	0- 4	0- 0	4- 5			
2- 4	0- 0	0- 0	HOME	0- 2	0- 0	2- 2			
2- 5	0- 0	0- 0	AWAY	0- 2	0- 0	2- 3			
0- 0	0- 0	0- 0	NEUTRAL	0- 0	0- 0	0- 0			

RPI S	Opponent	Score	RPI S	Opponent	Score	RPI S	Opponent	Score	RPI S	Opponent	Score	Team's RPI: 248
27	A George Washington	48 78	67	H Hofstra	51 60	116	H Wake Forest	70 71				
35	A James Madison	45 74	74	A Army West Point	51 87	129	A Pittsburgh	58 76				
38	A Princeton	34 72	74	H Army West Point	42 52	170	A UMBC	46 47				
			88	A Bucknell	54 60	213	A Lehigh	59 55				
			88	H Bucknell	60 66	213	H Lehigh	52 61				
			93	H Elon	54 62	221	A William & Mary	51 62				
						228	H Manhattan	52 48				
						235	A Dartmouth	45 41				
						243	A Holy Cross	54 59				
						259	A Loyola Maryland	46 52				
						291	A Colgate	49 37				
						291	H Colgate	64 56				
						331	H Lafayette	51 60				
						347	A Boston U.	59 63				
						347	H Boston U.	79 33				
LAST 12 Division I GAMES:												
74	A Army West Point	51 87	331	H Lafayette	51 60							
347	H Boston U.	79 33	74	H Army West Point	42 52							
213	H Lehigh	52 61	347	A Boston U.	59 63							
88	A Bucknell	54 60	213	A Lehigh	59 55							
291	H Colgate	64 56	88	H Bucknell	60 66							
243	A Holy Cross	54 59	291	A Colgate	49 37							

Non-Div I Games:

American

■ Loss, 
 ■ Non-Conf, 
 ■ S Site, 
 ■ H Home 
 ■ A Away 
 N Neutral

Average RPI Win:	209	WON-LOST	WINNING	LAST 10	STRENGTH OF	OPP. STRENGTH	TEAM	ADJ.	CONF.	ADJ CONF.
Average RPI Loss:	169	RECORD	PCT. RANK	GAMES	SCHEDULE	OF SCHEDULE	RPI	RPI	RPI	RPI
DIV. I ONLY	8- 15	253	3- 7	190	204	254	254	16	16	
DIV. I NON-CONF.	3- 6	234	0- 0	179	203	261	261	14	14	
TOTALS	RPI 1-25	RPI 26-50	W-L RECORDS	RPI 51-100	RPI 101-150	RPI 150+				
8- 15	0- 0	0- 1	OVERALL	0- 2	2- 6	6- 6				
6- 4	0- 0	0- 0	HOME	0- 1	2- 1	4- 2				
2- 9	0- 0	0- 1	AWAY	0- 0	0- 5	2- 3				
0- 2	0- 0	0- 0	NEUTRAL	0- 1	0- 0	0- 1				
3- 6	0- 0	0- 0	NON-CONFERENCE	0- 2	1- 2	2- 2				
3- 1	0- 0	0- 0	HOME	0- 1	1- 0	2- 0				
0- 3	0- 0	0- 0	AWAY	0- 0	0- 2	0- 1				
0- 2	0- 0	0- 0	NEUTRAL	0- 1	0- 0	0- 1				
5- 9	0- 0	0- 1	CONFERENCE	0- 0	1- 4	4- 4				
3- 3	0- 0	0- 0	HOME	0- 0	1- 1	2- 2				
2- 6	0- 0	0- 1	AWAY	0- 0	0- 3	2- 2				
0- 0	0- 0	0- 0	NEUTRAL	0- 0	0- 0	0- 0				

RPI 1-25				RPI 26-50				RPI 51-100				RPI 101+				Team's RPI: 254	
RPI	S	Opponent	Score	RPI	S	Opponent	Score	RPI	S	Opponent	Score	RPI	S	Opponent	Score		
				44	A	Arkansas St.	60 83	79	N	South Dakota	60 87	102	A	North Carolina	59 68		
								98	H	Liberty	68 74	135	A	Little Rock	50 67		
												140	H	ETSU	70 52		
												144	A	UT Arlington	58 65		
												144	H	UT Arlington	45 76		
												148	A	Alabama	59 93		
												150	A	La.-Lafayette	51 60		
												150	H	La.-Lafayette	76 59		
												180	A	Troy	96 81		
												200	A	Col. of Charleston	50 60		
												203	H	Richmond	73 59		
												209	A	South Ala.	55 71		
												210	A	Texas St.	76 87		
												210	H	Texas St.	90 71		
												215	H	Furman	92 78		
												268	H	Georgia St.	75 80		
												277	H	Ga. Southern	50 65		
												285	A	La.-Monroe	57 54		
												285	H	La.-Monroe	64 52		
												323	N	Delaware St.	69 76		
LAST 12 Division I GAMES:																	
				144	A	UT Arlington	58 65	277	H	Ga. Southern	50 65						
				210	A	Texas St.	76 87	268	H	Georgia St.	75 80						
				285	H	La.-Monroe	64 52	44	A	Arkansas St.	60 83						
				150	H	La.-Lafayette	76 59	135	A	Little Rock	50 67						
				209	A	South Ala.	55 71	210	H	Texas St.	90 71						
				180	A	Troy	96 81	144	H	UT Arlington	45 76						

Non-Div I Games:

Appalachian St.

■ Loss, 
 ■ Non-Conf, 
 ■ S Site, 
 ■ Home 
 ■ Away 
 N Neutral

# Arizona

Through Games Of Feb. 14, 2016

Average RPI Win: <b>174</b>	WON-LOST	WINNING	LAST 10	STRENGTH OF	OPP. STRENGTH	TEAM	ADJ.	CONF.	ADJ CONF.
Average RPI Loss: <b>47</b>	RECORD	PCT. RANK	GAMES	SCHEDULE	OF SCHEDULE	RPI	RPI	RPI	RPI
DIV. I ONLY	<b>11- 15</b>	<b>220</b>	<b>1- 9</b>	<b>36</b>	<b>21</b>	<b>113</b>	<b>113</b>	<b>1</b>	<b>1</b>
DIV. I NON-CONF.	<b>9- 3</b>	<b>69</b>	<b>0- 0</b>	<b>117</b>	<b>201</b>	<b>68</b>	<b>68</b>	<b>1</b>	<b>1</b>
TOTALS	RPI 1-25	RPI 26-50	W-L RECORDS	RPI 51-100	RPI 101-150	RPI 150+			
11- 15	0- 6	0- 2	OVERALL	1- 6	2- 0	8- 1			
8- 5	0- 3	0- 1	HOME	1- 1	1- 0	6- 0			
2- 8	0- 0	0- 0	AWAY	0- 1	1- 0	1- 0			
1- 2	0- 0	0- 0	NEUTRAL	0- 1	0- 0	1- 1			
9- 3	0- 0	0- 0	NON-CONFERENCE	0- 2	2- 0	7- 1			
6- 0	0- 0	0- 0	HOME	0- 0	1- 0	5- 0			
2- 1	0- 0	0- 0	AWAY	0- 1	1- 0	1- 0			
1- 2	0- 0	0- 0	NEUTRAL	0- 1	0- 0	1- 1			
2- 12	0- 6	0- 2	CONFERENCE	1- 4	0- 0	1- 0			
2- 5	0- 3	0- 1	HOME	1- 1	0- 0	1- 0			
0- 7	0- 3	0- 1	AWAY	0- 3	0- 0	0- 0			
0- 0	0- 0	0- 0	NEUTRAL	0- 0	0- 0	0- 0			

RPI	S	Opponent	Score	RPI	S	Opponent	Score	RPI	S	Opponent	Score	RPI	S	Opponent	Score	Team's RPI: 113
6	A	Stanford	58 <b>82</b>	30	A	Washington	47 <b>63</b>	59	A	Oregon	54 <b>76</b>	101	H	New Mexico St.	68 64	
6	H	Stanford	34 <b>59</b>	39	H	Southern California	57 <b>67</b>	64	N	FGCU	55 <b>57</b>	114	A	Toledo	62 59	
7	A	Arizona St.	49 <b>61</b>					70	H	Utah	55 <b>60</b>	157	H	Pacific	69 56	
7	H	Arizona St.	47 <b>62</b>					73	A	Washington St.	46 <b>67</b>	158	N	SMU	46 <b>58</b>	
9	A	Oregon St.	43 <b>71</b>					77	A	California	56 <b>75</b>	164	H	George Mason	68 60	
10	H	UCLA	39 <b>73</b>					77	H	California	57 52	176	H	Louisiana Tech	77 67	
								83	A	San Diego	54 <b>59</b>	179	H	Colorado	63 52	
												195	H	Kansas	67 52	
												212	N	Gardner-Webb	79 60	
												226	A	North Texas	51 44	
												318	H	Howard	65 28	
LAST 12 Division I GAMES:																
77	A	California	56 <b>75</b>	7	H	Arizona St.	47 <b>62</b>									
6	A	Stanford	58 <b>82</b>	7	A	Arizona St.	49 <b>61</b>									
10	H	UCLA	39 <b>73</b>	179	H	Colorado	63 52									
39	H	Southern California	57 <b>67</b>	70	H	Utah	55 <b>60</b>									
59	A	Oregon	54 <b>76</b>	30	A	Washington	47 <b>63</b>									
9	A	Oregon St.	43 <b>71</b>	73	A	Washington St.	46 <b>67</b>									

Non-Div I Games:

Arizona

Loss, Non-Conf, S Site, H Home A Away N Neutral

Average RPI Win:	100	WON-LOST	WINNING	LAST 10	STRENGTH OF	OPP. STRENGTH	TEAM	ADJ.	CONF.	ADJ CONF.
Average RPI Loss:	34	RECORD	PCT. RANK	GAMES	SCHEDULE	OF SCHEDULE	RPI	RPI	RPI	RPI
DIV. I ONLY	22- 4	16	9- 1	14	7	7	7	1	1	
DIV. I NON-CONF.	9- 3	69	0- 0	29	35	30	30	1	1	
TOTALS	RPI 1-25	RPI 26-50	W-L RECORDS	RPI 51-100	RPI 101-150	RPI 150+				
22- 4	5- 3	2- 0	OVERALL	6- 0	3- 1	6- 0				
11- 2	3- 1	1- 0	HOME	3- 0	1- 1	3- 0				
10- 1	2- 1	1- 0	AWAY	3- 0	2- 0	2- 0				
1- 1	0- 1	0- 0	NEUTRAL	0- 0	0- 0	1- 0				
9- 3	2- 2	0- 0	NON-CONFERENCE	1- 0	1- 1	5- 0				
4- 2	1- 1	0- 0	HOME	1- 0	0- 1	2- 0				
4- 0	1- 0	0- 0	AWAY	0- 0	1- 0	2- 0				
1- 1	0- 1	0- 0	NEUTRAL	0- 0	0- 0	1- 0				
13- 1	3- 1	2- 0	CONFERENCE	5- 0	2- 0	1- 0				
7- 0	2- 0	1- 0	HOME	2- 0	1- 0	1- 0				
6- 1	1- 1	1- 0	AWAY	3- 0	1- 0	0- 0				
0- 0	0- 0	0- 0	NEUTRAL	0- 0	0- 0	0- 0				

RPI	S	Opponent	Score	RPI	S	Opponent	Score	RPI	S	Opponent	Score	RPI	S	Opponent	Score
3	N	South Carolina	58 60	30	A	Washington	68 61	59	A	Oregon	63 58	105	H	VCU	48 57
6	A	Stanford	63 61	39	H	Southern California	69 68	70	H	Utah	80 60	113	A	Arizona	62 47
6	H	Stanford	49 31					73	A	Washington St.	63 45	113	H	Arizona	61 49
9	A	Oregon St.	44 67					77	A	California	64 49	125	A	Hawaii	75 49
10	H	UCLA	65 61					77	H	California	57 49	158	A	SMU	64 57
13	H	Florida St.	68 56					82	H	Marquette	90 80	179	H	Colorado	64 37
17	H	Kentucky	64 68									206	A	Hartford	60 29
19	A	Syracuse	61 54									220	H	Columbia	70 49
												245	N	CSU Bakersfield	60 47
												288	H	CSUN	69 46
LAST 12 Division I GAMES:															
6	A	Stanford	63 61	113	A	Arizona	62 47								
77	A	California	64 49	113	H	Arizona	61 49								
39	H	Southern California	69 68	70	H	Utah	80 60								
10	H	UCLA	65 61	179	H	Colorado	64 37								
9	A	Oregon St.	44 67	73	A	Washington St.	63 45								
59	A	Oregon	63 58	30	A	Washington	68 61								

Non-Div I Games:

Arizona St.

Average RPI Win:	301	WON-LOST	WINNING	LAST 10	STRENGTH OF	OPP. STRENGTH	TEAM	ADJ.	CONF.	ADJ CONF.
Average RPI Loss:	191	RECORD	PCT. RANK	GAMES	SCHEDULE	OF SCHEDULE	RPI	RPI	RPI	RPI
DIV. I ONLY	4- 15	307	4- 6	305	307	334	334	32	32	
DIV. I NON-CONF.	0- 7	338	0- 0	106	14	297	297	31	31	
TOTALS	RPI 1-25	RPI 26-50	W-L RECORDS	RPI 51-100	RPI 101-150	RPI 150+				
4- 15	0- 0	0- 1	OVERALL	0- 1	0- 4	4- 9				
4- 2	0- 0	0- 0	HOME	0- 0	0- 0	4- 2				
0- 13	0- 0	0- 1	AWAY	0- 0	0- 3	0- 2				
0- 0	0- 0	0- 0	NEUTRAL	0- 0	0- 0	0- 0				
0- 7	0- 0	0- 1	NON-CONFERENCE	0- 1	0- 4	0- 1				
0- 0	0- 0	0- 0	HOME	0- 0	0- 0	0- 0				
0- 7	0- 0	0- 1	AWAY	0- 1	0- 4	0- 1				
0- 0	0- 0	0- 0	NEUTRAL	0- 0	0- 0	0- 0				
4- 8	0- 0	0- 0	CONFERENCE	0- 0	0- 0	4- 8				
4- 2	0- 0	0- 0	HOME	0- 0	0- 0	4- 2				
0- 6	0- 0	0- 0	AWAY	0- 0	0- 0	0- 6				
0- 0	0- 0	0- 0	NEUTRAL	0- 0	0- 0	0- 0				

RPI 1-25			RPI 26-50			RPI 51-100			RPI 101+			Team's RPI: 334
RPI	S	Opponent	Score	RPI	S	Opponent	Score	RPI	S	Opponent	Score	
				33	A	Missouri	34 85	68	A	Nebraska	46 96	
								103	A	Iowa St.	41 70	
								114	A	Toledo	47 74	
								133	A	Texas Tech	40 84	
								141	A	UAB	32 82	
								159	A	Ole Miss	45 80	
								177	A	Southern U.	70 74	
								177	H	Southern U.	61 78	
								214	H	Grambling	83 68	
								229	A	Texas Southern	30 57	
								280	A	Alabama St.	63 72	
								280	H	Alabama St.	53 68	
								281	A	Prairie View	55 70	
								319	H	Jackson St.	71 66	
								327	H	Alcorn	71 69	
								344	A	Alabama A&M	70 78	
								344	H	Alabama A&M	69 60	
								349	A	Mississippi Val.	60 62	
LAST 12 Division I GAMES:												
				177	A	Southern U.	70 74	281	A	Prairie View	55 70	
				280	H	Alabama St.	53 68	327	H	Alcorn	71 69	
				344	H	Alabama A&M	69 60	177	H	Southern U.	61 78	
				319	H	Jackson St.	71 66	280	A	Alabama St.	63 72	
				214	H	Grambling	83 68	344	A	Alabama A&M	70 78	
				229	A	Texas Southern	30 57	349	A	Mississippi Val.	60 62	

Non-Div I Games: Talladega 73 83 Philander Smith 63 51 Tougaloo 65 51 Talladega 68 55 Ark.-Pine Bluff

## Arkansas

Through Games Of Feb. 14, 2016

Average RPI Win:	162	WON-LOST	WINNING	LAST 10	STRENGTH OF	OPP. STRENGTH	TEAM	ADJ.	CONF.	ADJ CONF.
Average RPI Loss:	60	RECORD	PCT. RANK	GAMES	SCHEDULE	OF SCHEDULE	RPI	RPI	RPI	RPI
DIV. I ONLY	10- 15	230	4- 6	31	33	130	130	2	2	
DIV. I NON-CONF.	5- 8	209	0- 0	191	137	250	250	2	2	
TOTALS	RPI 1-25	RPI 26-50	W-L RECORDS	RPI 51-100	RPI 101-150	RPI 150+				
10- 15	2- 7	1- 3	OVERALL	1- 2	2- 1	4- 2				
9- 4	2- 2	1- 0	HOME	1- 1	1- 0	4- 1				
1- 8	0- 3	0- 3	AWAY	0- 1	1- 0	0- 1				
0- 3	0- 2	0- 0	NEUTRAL	0- 0	0- 1	0- 0				
5- 8	0- 2	0- 1	NON-CONFERENCE	0- 2	1- 1	4- 2				
5- 2	0- 0	0- 0	HOME	0- 1	1- 0	4- 1				
0- 3	0- 0	0- 1	AWAY	0- 1	0- 0	0- 1				
0- 3	0- 2	0- 0	NEUTRAL	0- 0	0- 1	0- 0				
5- 7	2- 5	1- 2	CONFERENCE	1- 0	1- 0	0- 0				
4- 2	2- 2	1- 0	HOME	1- 0	0- 0	0- 0				
1- 5	0- 3	0- 2	AWAY	0- 0	1- 0	0- 0				
0- 0	0- 0	0- 0	NEUTRAL	0- 0	0- 0	0- 0				

RPI 1-25				RPI 26-50				RPI 51-100				RPI 101+ Team's RPI: 130			
RPI	S	Opponent	Score	RPI	S	Opponent	Score	RPI	S	Opponent	Score	RPI	S	Opponent	Score
3	A	South Carolina	32 85	33	A	Missouri	48 69	62	A	South Dakota St.	69 76	123	A	LSU	48 44
8	N	Texas	50 61	33	H	Missouri	64 52	71	H	Vanderbilt	57 56	136	H	Oral Roberts	65 50
9	N	Oregon St.	47 63	41	A	Rutgers	40 60	85	H	Missouri St.	54 69	150	N	La.-Lafayette	59 67
14	H	Texas A&M	67 61	50	A	Auburn	60 71					185	H	Tulsa	67 74
15	A	Tennessee	57 75									194	A	Butler	57 63
15	H	Tennessee	64 59									237	H	Sam Houston St.	67 47
22	H	Florida	66 71									306	H	Southeastern La.	97 53
25	A	Mississippi St.	55 80									340	H	New Orleans	73 41
25	H	Mississippi St.	55 65									349	H	Mississippi Val.	86 46
LAST 12 Division I GAMES:															
33	A	Missouri	48 69	123	A	LSU	48 44								
71	H	Vanderbilt	57 56	33	H	Missouri	64 52								
15	A	Tennessee	57 75	15	H	Tennessee	64 59								
25	H	Mississippi St.	55 65	25	A	Mississippi St.	55 80								
22	H	Florida	66 71	14	H	Texas A&M	67 61								
50	A	Auburn	60 71	3	A	South Carolina	32 85								

Non-Div I Games:

Arkansas

■ Loss, 
 ■ Non-Conf, 
 ■ S Site, 
 ■ Home 
 ■ A Away 
 N Neutral

Average RPI Win:	213	WON-LOST	WINNING	LAST 10	STRENGTH OF	OPP. STRENGTH	TEAM	ADJ.	CONF.	ADJ CONF.
Average RPI Loss:	50	RECORD	PCT. RANK	GAMES	SCHEDULE	OF SCHEDULE	RPI	RPI	RPI	RPI
DIV. I ONLY	20- 3	13	10- 0	162	208	44	44	16	16	
DIV. I NON-CONF.	6- 3	100	0- 0	119	207	59	59	14	14	
TOTALS	RPI 1-25	RPI 26-50	W-L RECORDS	RPI 51-100	RPI 101-150	RPI 150+				
20- 3	0- 1	0- 0	OVERALL	2- 2	4- 0	14- 0				
11- 0	0- 0	0- 0	HOME	0- 0	2- 0	9- 0				
9- 3	0- 1	0- 0	AWAY	2- 2	2- 0	5- 0				
0- 0	0- 0	0- 0	NEUTRAL	0- 0	0- 0	0- 0				
6- 3	0- 1	0- 0	NON-CONFERENCE	2- 2	0- 0	4- 0				
3- 0	0- 0	0- 0	HOME	0- 0	0- 0	3- 0				
3- 3	0- 1	0- 0	AWAY	2- 2	0- 0	1- 0				
0- 0	0- 0	0- 0	NEUTRAL	0- 0	0- 0	0- 0				
14- 0	0- 0	0- 0	CONFERENCE	0- 0	4- 0	10- 0				
8- 0	0- 0	0- 0	HOME	0- 0	2- 0	6- 0				
6- 0	0- 0	0- 0	AWAY	0- 0	2- 0	4- 0				
0- 0	0- 0	0- 0	NEUTRAL	0- 0	0- 0	0- 0				

RPI 1-25				RPI 26-50				Team's RPI: 44				RPI 51-100				RPI 101+			
RPI	S	Opponent	Score	RPI	S	Opponent	Score	RPI	S	Opponent	Score	RPI	S	Opponent	Score	RPI	S	Opponent	Score
22	A	Florida	72 76									61	A	Chattanooga	54 55	135	H	Little Rock	66 53
												64	A	FGCU	62 48	144	A	UT Arlington	78 71
												68	A	Nebraska	71 79	150	A	La.-Lafayette	74 62
												100	A	UT Martin	76 74	150	H	La.-Lafayette	83 56
																180	A	Troy	101 81
																180	H	Troy	94 80
																209	A	South Ala.	66 53
																209	H	South Ala.	58 51
																210	A	Texas St.	74 59
																254	H	Appalachian St.	83 60
																267	H	Austin Peay	66 55
																268	H	Georgia St.	75 54
																274	A	Tennessee Tech	77 55
																277	H	Ga. Southern	77 54
																285	A	La.-Monroe	78 64
																285	H	La.-Monroe	66 43
																294	H	Wichita St.	67 40
																327	H	Alcorn	82 50
LAST 12 Division I GAMES:																			
285	A	La.-Monroe	78 64	210	A	Texas St.	74 59												
150	A	La.-Lafayette	74 62	144	A	UT Arlington	78 71												
180	H	Troy	94 80	135	H	Little Rock	66 53												
209	H	South Ala.	58 51	254	H	Appalachian St.	83 60												
277	H	Ga. Southern	77 54	150	H	La.-Lafayette	83 56												
268	H	Georgia St.	75 54	285	H	La.-Monroe	66 43												

Non-Div I Games:

Arkansas St.

■ Loss, 
 ■ Non-Conf, S Site, 
 ■ Home 
 ■ Away 
 N Neutral



Average RPI Win:	244	WON-LOST	WINNING	LAST 10	STRENGTH OF	OPP. STRENGTH	TEAM	ADJ.	CONF.	ADJ CONF.
Average RPI Loss:	70	RECORD	PCT. RANK	GAMES	SCHEDULE	OF SCHEDULE	RPI	RPI	RPI	RPI
DIV. I ONLY	20- 2	8	10- 0	301	259	74	74	26	26	
DIV. I NON-CONF.	8- 1	23	0- 0	285	246	87	87	28	28	
TOTALS	RPI 1-25	RPI 26-50	W-L RECORDS	RPI 51-100	RPI 101-150	RPI 150+				
20- 2	0- 0	0- 0	OVERALL	2- 2	1- 0	17- 0				
12- 0	0- 0	0- 0	HOME	2- 0	1- 0	9- 0				
7- 2	0- 0	0- 0	AWAY	0- 2	0- 0	7- 0				
1- 0	0- 0	0- 0	NEUTRAL	0- 0	0- 0	1- 0				
8- 1	0- 0	0- 0	NON-CONFERENCE	1- 1	1- 0	6- 0				
5- 0	0- 0	0- 0	HOME	1- 0	1- 0	3- 0				
3- 1	0- 0	0- 0	AWAY	0- 1	0- 0	3- 0				
0- 0	0- 0	0- 0	NEUTRAL	0- 0	0- 0	0- 0				
12- 1	0- 0	0- 0	CONFERENCE	1- 1	0- 0	11- 0				
7- 0	0- 0	0- 0	HOME	1- 0	0- 0	6- 0				
4- 1	0- 0	0- 0	AWAY	0- 1	0- 0	4- 0				
1- 0	0- 0	0- 0	NEUTRAL	0- 0	0- 0	1- 0				

RPI 1-25				RPI 26-50				RPI 51-100				Team's RPI: 74		RPI 101+			
RPI	S	Opponent	Score	RPI	S	Opponent	Score	RPI	S	Opponent	Score			RPI	S	Opponent	Score
								51	A	Duke	61	72		108	H	Quinnipiac	67 57
								53	H	Albany (NY)	65	62		156	A	Yale	65 61
								88	A	Bucknell	69	79		213	H	Lehigh	63 39
								88	H	Bucknell	68	63		243	H	Holy Cross	77 58
														248	A	American	52 42
														248	H	American	87 51
														249	N	Navy	75 38
														259	A	Loyola Maryland	52 44
														259	H	Loyola Maryland	70 37
														265	H	Pepperdine	63 53
														276	H	Central Conn. St.	81 52
														287	H	Rider	57 42
														291	A	Colgate	78 55
														291	H	Colgate	67 55
														331	A	Lafayette	78 45
														331	H	Lafayette	84 57
														341	A	NJIT	71 35
														345	A	St. Francis Brooklyn	74 35
LAST 12 Division I GAMES:																	
				248	H	American	87 51	243	H	Holy Cross	77 58						
				291	A	Colgate	78 55	248	A	American	52 42						
				259	A	Loyola Maryland	52 44	291	H	Colgate	67 55						
				331	H	Lafayette	84 57	259	H	Loyola Maryland	70 37						
				88	H	Bucknell	68 63	331	A	Lafayette	78 45						
				249	N	Navy	75 38	88	A	Bucknell	69 79						

Non-Div I Games:	Emerson	86	47
------------------	---------	----	----

Army West Point

■ Loss, ■ Non-Conf, S Site, H Home A Away N Neutral

Average RPI Win:	166	WON-LOST	WINNING	LAST 10	STRENGTH OF	OPP. STRENGTH	TEAM	ADJ.	CONF.	ADJ CONF.
Average RPI Loss:	41	RECORD	PCT. RANK	GAMES	SCHEDULE	OF SCHEDULE	RPI	RPI	RPI	RPI
DIV. I ONLY	18- 8	74	7- 3	81	40	50	50	2	2	
DIV. I NON-CONF.	10- 3	61	0- 0	261	126	107	107	2	2	
TOTALS	RPI 1-25	RPI 26-50	W-L RECORDS	RPI 51-100	RPI 101-150	RPI 150+				
18- 8	2- 4	0- 1	OVERALL	2- 3	6- 0	8- 0				
9- 2	2- 1	0- 0	HOME	1- 1	3- 0	3- 0				
6- 6	0- 3	0- 1	AWAY	0- 2	2- 0	4- 0				
3- 0	0- 0	0- 0	NEUTRAL	1- 0	1- 0	1- 0				
10- 3	0- 0	0- 0	NON-CONFERENCE	1- 3	2- 0	7- 0				
4- 1	0- 0	0- 0	HOME	0- 1	1- 0	3- 0				
3- 2	0- 0	0- 0	AWAY	0- 2	0- 0	3- 0				
3- 0	0- 0	0- 0	NEUTRAL	1- 0	1- 0	1- 0				
8- 5	2- 4	0- 1	CONFERENCE	1- 0	4- 0	1- 0				
5- 1	2- 1	0- 0	HOME	1- 0	2- 0	0- 0				
3- 4	0- 3	0- 1	AWAY	0- 0	2- 0	1- 0				
0- 0	0- 0	0- 0	NEUTRAL	0- 0	0- 0	0- 0				

RPI 1-25				RPI 26-50				Team's RPI: 50				RPI 51-100				RPI 101+			
RPI	S	Opponent	Score	RPI	S	Opponent	Score	RPI	S	Opponent	Score	RPI	S	Opponent	Score	RPI	S	Opponent	Score
3	H	South Carolina	58 74	26	A	Georgia	30 63	64	A	FGCU	45 52	123	A	LSU	63 53				
15	A	Tennessee	52 79					71	H	Vanderbilt	53 45	130	H	Arkansas	71 60				
17	A	Kentucky	47 54					81	N	Minnesota	81 79	137	N	Boise St.	55 53				
17	H	Kentucky	66 61					82	A	Marquette	69 70	141	H	UAB	85 71				
22	H	Florida	80 58					94	H	Virginia	52 69	148	A	Alabama	59 55				
25	A	Mississippi St.	45 60									148	H	Alabama	72 59				
												159	A	Ole Miss	65 60				
												164	H	George Mason	88 59				
												174	H	East Carolina	83 69				
												272	N	Coppin St.	69 54				
												286	A	Towson	74 52				
												301	A	Savannah St.	62 40				
												306	A	Southeastern La.	80 68				
												312	H	Winthrop	76 33				
LAST 12 Division I GAMES:																			
				22	H	Florida	80 58					130	H	Arkansas	71 60				
				159	A	Ole Miss	65 60					3	H	South Carolina	58 74				
				148	A	Alabama	59 55					17	A	Kentucky	47 54				
				71	H	Vanderbilt	53 45					148	H	Alabama	72 59				
				123	A	LSU	63 53					15	A	Tennessee	52 79				
				26	A	Georgia	30 63					25	A	Mississippi St.	45 60				

Non-Div I Games:

Auburn

■ Loss, 
 ■ Non-Conf, S Site, 
 ■ Home 
 ■ Away 
 N Neutral

Average RPI Win:	248	WON-LOST	WINNING	LAST 10	STRENGTH OF	OPP. STRENGTH	TEAM	ADJ.	CONF.	ADJ CONF.
Average RPI Loss:	148	RECORD	PCT. RANK	GAMES	SCHEDULE	OF SCHEDULE	RPI	RPI	RPI	RPI
DIV. I ONLY	6- 18	289	3- 7	147	211	267	267	24	24	
DIV. I NON-CONF.	0- 11	338	0- 0	27	105	266	266	23	23	
TOTALS	RPI 1-25	RPI 26-50	W-L RECORDS	RPI 51-100	RPI 101-150	RPI 150+				
6- 18	0- 0	0- 3	OVERALL	1- 7	0- 1	5- 7				
5- 3	0- 0	0- 0	HOME	1- 2	0- 0	4- 1				
1- 14	0- 0	0- 2	AWAY	0- 5	0- 1	1- 6				
0- 1	0- 0	0- 1	NEUTRAL	0- 0	0- 0	0- 0				
0- 11	0- 0	0- 3	NON-CONFERENCE	0- 5	0- 1	0- 2				
0- 2	0- 0	0- 0	HOME	0- 2	0- 0	0- 0				
0- 8	0- 0	0- 2	AWAY	0- 3	0- 1	0- 2				
0- 1	0- 0	0- 1	NEUTRAL	0- 0	0- 0	0- 0				
6- 7	0- 0	0- 0	CONFERENCE	1- 2	0- 0	5- 5				
5- 1	0- 0	0- 0	HOME	1- 0	0- 0	4- 1				
1- 6	0- 0	0- 0	AWAY	0- 2	0- 0	1- 4				
0- 0	0- 0	0- 0	NEUTRAL	0- 0	0- 0	0- 0				

RPI 1-25				RPI 26-50				RPI 51-100				RPI 101+ Team's RPI: 267			
RPI	S	Opponent	Score	RPI	S	Opponent	Score	RPI	S	Opponent	Score	RPI	S	Opponent	Score
				44	A	Arkansas St.	55 66	71	A	Vanderbilt	56 73	140	A	ETSU	76 80
				47	N	Indiana	58 90	72	H	Middle Tenn.	55 86	165	H	SIUE	61 72
				49	A	Western Ky.	69 88	77	H	California	58 67	197	H	Eastern Ky.	94 66
								80	A	Ball St.	44 72	198	A	Southeast Mo. St.	69 71
								91	A	Wright St.	56 77	262	A	Tennessee St.	58 66
								99	A	Belmont	82 88	263	A	Miami (OH)	60 75
								100	A	UT Martin	51 75	266	A	Murray St.	72 75
								100	H	UT Martin	80 70	274	H	Tennessee Tech	91 75
												282	H	Jacksonville St.	61 59
												296	A	Morehead St.	96 75
												297	A	Kennesaw St.	65 73
												338	A	Eastern Ill.	56 64
												338	H	Eastern Ill.	80 45
LAST 12 Division I GAMES:															
				100	H	UT Martin	80 70					338	H	Eastern Ill.	80 45
				338	A	Eastern Ill.	56 64					296	A	Morehead St.	96 75
				266	A	Murray St.	72 75					99	A	Belmont	82 88
				100	A	UT Martin	51 75					262	A	Tennessee St.	58 66
				198	A	Southeast Mo. St.	69 71					274	H	Tennessee Tech	91 75
				165	H	SIUE	61 72					282	H	Jacksonville St.	61 59

Non-Div I Games: Trevecca Nazarene 97 75 Christian Bros. 74 55

Austin Peay

■ Loss, 
 ■ Non-Conf, 
 ■ S Site, 
 ■ Home 
 ■ A Away 
 N Neutral

Average RPI Win: 147		WON-LOST	WINNING	LAST 10	STRENGTH OF	OPP. STRENGTH	TEAM	ADJ.	CONF.	ADJ CONF.
Average RPI Loss: 45		RECORD	PCT. RANK	GAMES	SCHEDULE	OF SCHEDULE	RPI	RPI	RPI	RPI
DIV. I ONLY		21- 4	19	10- 0	42	87	12	12	9	9
DIV. I NON-CONF.		7- 3	91	0- 0	14	52	14	14	9	9
TOTALS		RPI 1-25	RPI 26-50	W-L RECORDS		RPI 51-100	RPI 101-150	RPI 150+		
21- 4	1- 1	0- 2		OVERALL		8- 1	2- 0	10- 0		
11- 0	0- 0	0- 0		HOME		5- 0	0- 0	6- 0		
7- 3	0- 1	0- 1		AWAY		3- 1	0- 0	4- 0		
3- 1	1- 0	0- 1		NEUTRAL		0- 0	2- 0	0- 0		
7- 3	1- 1	0- 2		NON-CONFERENCE		1- 0	2- 0	3- 0		
3- 0	0- 0	0- 0		HOME		1- 0	0- 0	2- 0		
1- 2	0- 1	0- 1		AWAY		0- 0	0- 0	1- 0		
3- 1	1- 0	0- 1		NEUTRAL		0- 0	2- 0	0- 0		
14- 1	0- 0	0- 0		CONFERENCE		7- 1	0- 0	7- 0		
8- 0	0- 0	0- 0		HOME		4- 0	0- 0	4- 0		
6- 1	0- 0	0- 0		AWAY		3- 1	0- 0	3- 0		
0- 0	0- 0	0- 0		NEUTRAL		0- 0	0- 0	0- 0		

RPI S	Opponent	Score	RPI S	Opponent	Score	RPI S	Opponent	Score	RPI S	Opponent	Score
14 N	Texas A&M	72 64	26 N	Georgia	58 66	55 A	Santa Clara	68 63	125 N	Hawaii	67 56
24 A	Oklahoma	47 73	45 A	Colorado St.	55 61	55 H	Santa Clara	70 63	131 N	Penn St.	63 51
						57 A	St. Mary's (CA)	65 44	157 A	Pacific	67 57
						57 H	St. Mary's (CA)	65 59	157 H	Pacific	79 62
						70 H	Utah	73 59	192 A	Weber St.	68 51
						83 A	San Diego	65 78	217 H	Utah St.	81 69
						96 H	Gonzaga	58 54	222 H	Utah Valley	78 62
						97 A	San Francisco	66 57	238 A	Loyola Marymount	82 75
						97 H	San Francisco	65 62	238 H	Loyola Marymount	75 61
									265 A	Pepperdine	77 66
									265 H	Pepperdine	69 64
									282 H	Portland	78 66
LAST 12 Division I GAMES:											
55 H	Santa Clara	70 63	265 H	Pepperdine	69 64						
97 H	San Francisco	65 62	238 H	Loyola Marymount	75 61						
57 A	St. Mary's (CA)	65 44	282 H	Portland	78 66						
157 A	Pacific	67 57	96 H	Gonzaga	58 54						
265 A	Pepperdine	77 66	97 A	San Francisco	66 57						
238 A	Loyola Marymount	82 75	55 A	Santa Clara	68 63						

Non-Div I Games: BYU-Hawaii 85 40

BYU

Average RPI Win:	181	WON-LOST	WINNING	LAST 10	STRENGTH OF	OPP. STRENGTH	TEAM	ADJ.	CONF.	ADJ CONF.
Average RPI Loss:	87	RECORD	PCT. RANK	GAMES	SCHEDULE	OF SCHEDULE	RPI	RPI	RPI	RPI
DIV. I ONLY	15- 7	75	7- 3	115	109	80	80	11	11	
DIV. I NON-CONF.	7- 3	91	0- 0	228	96	105	105	13	13	
TOTALS	RPI 1-25	RPI 26-50	W-L RECORDS	RPI 51-100	RPI 101-150	RPI 150+				
15- 7	0- 1	1- 2	OVERALL	1- 3	6- 0	7- 1				
9- 2	0- 0	1- 1	HOME	1- 1	4- 0	3- 0				
5- 4	0- 0	0- 1	AWAY	0- 0	2- 0	3- 0				
1- 1	0- 1	0- 0	NEUTRAL	0- 0	0- 0	1- 0				
7- 3	0- 1	1- 0	NON-CONFERENCE	1- 2	0- 0	5- 0				
4- 0	0- 0	1- 0	HOME	1- 0	0- 0	2- 0				
2- 2	0- 0	0- 0	AWAY	0- 2	0- 0	2- 0				
1- 1	0- 1	0- 0	NEUTRAL	0- 0	0- 0	1- 0				
8- 4	0- 0	0- 2	CONFERENCE	0- 1	6- 0	2- 1				
5- 2	0- 0	0- 1	HOME	0- 1	4- 0	1- 0				
3- 2	0- 0	0- 1	AWAY	0- 0	2- 0	1- 1				
0- 0	0- 0	0- 0	NEUTRAL	0- 0	0- 0	0- 0				

RPI 1-25				RPI 26-50				RPI 51-100				Team's RPI: 80	RPI 101+			
RPI	S	Opponent	Score	RPI	S	Opponent	Score	RPI	S	Opponent	Score		RPI	S	Opponent	Score
22	N	Florida	79 85	28	A	Ohio	48 73	58	A	Purdue	63 73		106	H	Eastern Mich.	76 54
				28	H	Ohio	67 68	69	H	Central Mich.	65 74		114	H	Toledo	75 69
				49	H	Western Ky.	74 60	75	H	Saint Louis	79 70		118	A	Western Mich.	77 53
								90	A	Charlotte	66 72		119	H	Akron	78 71
													134	A	Buffalo	59 57
													134	H	Buffalo	68 63
													194	H	Butler	58 50
													239	N	Massachusetts	81 54
													251	A	Bowling Green	67 56
													263	H	Miami (OH)	66 41
													267	H	Austin Peay	72 44
													317	A	Kent St.	50 59
													322	A	Evansville	73 53
													335	A	Lipscomb	72 60
LAST 12 Division I GAMES:																
				317	A	Kent St.	50 59						106	H	Eastern Mich.	76 54
				69	H	Central Mich.	65 74						251	A	Bowling Green	67 56
				134	A	Buffalo	59 57						134	H	Buffalo	68 63
				119	H	Akron	78 71						263	H	Miami (OH)	66 41
				28	H	Ohio	67 68						28	A	Ohio	48 73
				118	A	Western Mich.	77 53						114	H	Toledo	75 69

Non-Div I Games: Ohio Valley 94 45

Ball St.

■ Loss, 
 ■ Non-Conf, S Site, 
 ■ Home 
 ■ Away 
 N Neutral

Average RPI Win:	106	WON-LOST	WINNING	LAST 10	STRENGTH OF	OPP. STRENGTH	TEAM	ADJ.	CONF.	ADJ CONF.
Average RPI Loss:	16	RECORD	PCT. RANK	GAMES	SCHEDULE	OF SCHEDULE	RPI	RPI	RPI	RPI
DIV. I ONLY	25- 1	2	10- 0	35	19	4	4	3	3	
DIV. I NON-CONF.	13- 0	1	0- 0	42	44	4	4	3	3	
TOTALS	RPI 1-25	RPI 26-50	W-L RECORDS	RPI 51-100	RPI 101-150	RPI 150+				
25- 1	3- 1	7- 0	OVERALL	2- 0	6- 0	7- 0				
15- 0	2- 0	3- 0	HOME	1- 0	4- 0	5- 0				
6- 1	1- 1	1- 0	AWAY	1- 0	2- 0	1- 0				
4- 0	0- 0	3- 0	NEUTRAL	0- 0	0- 0	1- 0				
13- 0	1- 0	4- 0	NON-CONFERENCE	0- 0	3- 0	5- 0				
9- 0	1- 0	1- 0	HOME	0- 0	3- 0	4- 0				
0- 0	0- 0	0- 0	AWAY	0- 0	0- 0	0- 0				
4- 0	0- 0	3- 0	NEUTRAL	0- 0	0- 0	1- 0				
12- 1	2- 1	3- 0	CONFERENCE	2- 0	3- 0	2- 0				
6- 0	1- 0	2- 0	HOME	1- 0	1- 0	1- 0				
6- 1	1- 1	1- 0	AWAY	1- 0	2- 0	1- 0				
0- 0	0- 0	0- 0	NEUTRAL	0- 0	0- 0	0- 0				

RPI	S	Opponent	Score	RPI	S	Opponent	Score	RPI	S	Opponent	Score	RPI	S	Opponent	Score
8	A	Texas	80 67	29	N	Miami (FL)	88 81	92	A	TCU	81 75	103	A	Iowa St.	77 61
16	A	Oklahoma St.	45 52	31	N	Michigan St.	84 76	92	H	TCU	72 55	124	H	Northwestern St.	86 44
20	H	DePaul	86 72	35	N	James Madison	77 63					133	A	Texas Tech	66 36
24	H	Oklahoma	78 68	37	A	West Virginia	71 61					133	H	Texas Tech	69 43
				37	H	West Virginia	69 64					136	H	Oral Roberts	97 39
				43	H	South Fla.	66 63					144	H	UT Arlington	62 20
				48	H	Kansas St.	87 52					151	H	Southern Miss.	97 42
												168	H	McNeese St.	105 46
												195	A	Kansas	58 40
												195	H	Kansas	81 49
												214	H	Grambling	96 42
												219	N	Cincinnati	72 34
												240	H	Rice	89 38
LAST 12 Division I GAMES:															
133	A	Texas Tech	66 36	103	A	Iowa St.	77 61								
92	A	TCU	81 75	8	A	Texas	80 67								
195	H	Kansas	81 49	37	H	West Virginia	69 64								
48	H	Kansas St.	87 52	92	H	TCU	72 55								
37	A	West Virginia	71 61	195	A	Kansas	58 40								
133	H	Texas Tech	69 43	24	H	Oklahoma	78 68								

Non-Div I Games:

Baylor

■ Loss, 
 ■ Non-Conf, S Site, 
 ■ Home 
 ■ Away 
 N Neutral

Average RPI Win:	261	WON-LOST	WINNING	LAST 10	STRENGTH OF	OPP. STRENGTH	TEAM	ADJ.	CONF.	ADJ CONF.
Average RPI Loss:	88	RECORD	PCT. RANK	GAMES	SCHEDULE	OF SCHEDULE	RPI	RPI	RPI	RPI
DIV. I ONLY	16- 7	70	10- 0	241	236	99	99	24	24	
DIV. I NON-CONF.	6- 5	146	0- 0	86	147	81	81	23	23	
TOTALS	RPI 1-25	RPI 26-50	W-L RECORDS	RPI 51-100	RPI 101-150	RPI 150+				
16- 7	0- 2	0- 1	OVERALL	0- 1	2- 1	14- 2				
10- 0	0- 0	0- 0	HOME	0- 0	1- 0	9- 0				
6- 7	0- 2	0- 1	AWAY	0- 1	1- 1	5- 2				
0- 0	0- 0	0- 0	NEUTRAL	0- 0	0- 0	0- 0				
6- 5	0- 2	0- 1	NON-CONFERENCE	0- 1	2- 1	4- 0				
3- 0	0- 0	0- 0	HOME	0- 0	1- 0	2- 0				
3- 5	0- 2	0- 1	AWAY	0- 1	1- 1	2- 0				
0- 0	0- 0	0- 0	NEUTRAL	0- 0	0- 0	0- 0				
10- 2	0- 0	0- 0	CONFERENCE	0- 0	0- 0	10- 2				
7- 0	0- 0	0- 0	HOME	0- 0	0- 0	7- 0				
3- 2	0- 0	0- 0	AWAY	0- 0	0- 0	3- 2				
0- 0	0- 0	0- 0	NEUTRAL	0- 0	0- 0	0- 0				

RPI 1-25				RPI 26-50				RPI 51-100 Team's RPI: 99				RPI 101+			
RPI	S	Opponent	Score	RPI	S	Opponent	Score	RPI	S	Opponent	Score	RPI	S	Opponent	Score
5	A	Ohio St.	56 84	49	A	Western Ky.	65 80	61	A	Chattanooga	53 62	115	A	IUPUI	59 62
23	A	Green Bay	62 66									116	A	Wake Forest	78 64
												141	H	UAB	63 62
												165	A	SIUE	60 73
												180	H	Troy	102 93
												197	H	Eastern Ky.	72 61
												198	A	Southeast Mo. St.	74 81
												262	H	Tennessee St.	80 65
												266	H	Murray St.	87 61
												267	H	Austin Peay	88 82
												274	A	Tennessee Tech	80 79
												282	A	Jacksonville St.	44 32
												282	H	Jacksonville St.	56 42
												293	H	Cleveland St.	76 58
												296	A	Morehead St.	89 74
												296	H	Morehead St.	99 71
												335	A	Lipscomb	90 68
												338	H	Eastern Ill.	89 61
												344	A	Alabama A&M	78 28
LAST 12 Division I GAMES:															
296	A	Morehead St.	89 74	282	A	Jacksonville St.	44 32								
282	H	Jacksonville St.	56 42	267	H	Austin Peay	88 82								
197	H	Eastern Ky.	72 61	266	H	Murray St.	87 61								
296	H	Morehead St.	99 71	338	H	Eastern Ill.	89 61								
274	A	Tennessee Tech	80 79	165	A	SIUE	60 73								
262	H	Tennessee St.	80 65	198	A	Southeast Mo. St.	74 81								

Non-Div I Games: Young Harris 80 31 Trevecca Nazarene 86 59

Belmont

Loss, Non-Conf, S Site, H Home A Away N Neutral

Average RPI Win:	304	WON-LOST	WINNING	LAST 10	STRENGTH OF	OPP. STRENGTH	TEAM	ADJ.	CONF.	ADJ CONF.
Average RPI Loss:	186	RECORD	PCT. RANK	GAMES	SCHEDULE	OF SCHEDULE	RPI	RPI	RPI	RPI
DIV. I ONLY	13- 9	123	8- 2	340	333	255	255	30	30	
DIV. I NON-CONF.	4- 7	222	1- 1	289	305	270	270	30	30	
TOTALS	RPI 1-25	RPI 26-50	W-L RECORDS	RPI 51-100	RPI 101-150	RPI 150+				
13- 9	0- 0	0- 1	OVERALL	0- 0	0- 1	13- 7				
6- 3	0- 0	0- 0	HOME	0- 0	0- 1	6- 2				
5- 4	0- 0	0- 0	AWAY	0- 0	0- 0	5- 0				
2- 2	0- 0	0- 0	NEUTRAL	0- 0	0- 0	2- 2				
4- 7	0- 0	0- 1	NON-CONFERENCE	0- 0	0- 1	4- 5				
0- 3	0- 0	0- 0	HOME	0- 0	0- 1	0- 2				
2- 2	0- 0	0- 1	AWAY	0- 0	0- 0	2- 1				
2- 2	0- 0	0- 0	NEUTRAL	0- 0	0- 0	2- 2				
9- 2	0- 0	0- 0	CONFERENCE	0- 0	0- 0	9- 2				
6- 0	0- 0	0- 0	HOME	0- 0	0- 0	6- 0				
3- 2	0- 0	0- 0	AWAY	0- 0	0- 0	3- 2				
0- 0	0- 0	0- 0	NEUTRAL	0- 0	0- 0	0- 0				

RPI 1-25				RPI 26-50				RPI 51-100				RPI 101+				Team's RPI: 255	
RPI	S	Opponent	Score	RPI	S	Opponent	Score	RPI	S	Opponent	Score	RPI	S	Opponent	Score		
				29	A	Miami (FL)	47 55					146	H	Jacksonville	53 63		
												162	A	Hampton	45 60		
												171	A	Fla. Atlantic	60 82		
												181	H	Stetson	38 62		
												188	H	Brown	61 68		
												218	H	Morgan St.	63 48		
												227	N	Western Ill.	59 75		
												268	N	Georgia St.	61 68		
												272	H	Coppin St.	69 56		
												277	N	Ga. Southern	65 49		
												299	A	Western Caro.	66 59		
												300	H	Florida A&M	67 60		
												301	H	Savannah St.	50 44		
												304	A	UMES	71 76		
												311	H	South Carolina St.	65 50		
												313	A	North Florida	53 49		
												318	A	Howard	81 77		
												320	N	LIU Brooklyn	68 55		
												323	H	Delaware St.	66 35		
												346	A	Norfolk St.	53 45		
												348	A	N.C. Central	63 46		
LAST 12 Division I GAMES:																	
				348	A	N.C. Central	63 46					218	H	Morgan St.	63 48		
				323	H	Delaware St.	66 35					272	H	Coppin St.	69 56		
				301	H	Savannah St.	50 44					346	A	Norfolk St.	53 45		
				300	H	Florida A&M	67 60					162	A	Hampton	45 60		
				318	A	Howard	81 77					320	N	LIU Brooklyn	68 55		
				304	A	UMES	71 76					171	A	Fla. Atlantic	60 82		

Non-Div I Games: Warner 100 28 Edward Waters 67 48

Bethune-Cookman

Loss, Non-Conf, S Site, H Home A Away N Neutral



Average RPI Win:	260	WON-LOST	WINNING	LAST 10	STRENGTH OF	OPP. STRENGTH	TEAM	ADJ.	CONF.	ADJ CONF.
Average RPI Loss:	149	RECORD	PCT. RANK	GAMES	SCHEDULE	OF SCHEDULE	RPI	RPI	RPI	RPI
DIV. I ONLY	7- 15	271	4- 6	164	252	232	232	15	15	
DIV. I NON-CONF.	2- 8	290	0- 0	227	301	299	299	18	18	
TOTALS	RPI 1-25	RPI 26-50	W-L RECORDS	RPI 51-100	RPI 101-150	RPI 150+				
7- 15	0- 0	0- 0	OVERALL	0- 5	1- 2	6- 8				
4- 3	0- 0	0- 0	HOME	0- 2	1- 0	3- 1				
3- 12	0- 0	0- 0	AWAY	0- 3	0- 2	3- 7				
0- 0	0- 0	0- 0	NEUTRAL	0- 0	0- 0	0- 0				
2- 8	0- 0	0- 0	NON-CONFERENCE	0- 2	0- 1	2- 5				
2- 0	0- 0	0- 0	HOME	0- 0	0- 0	2- 0				
0- 8	0- 0	0- 0	AWAY	0- 2	0- 1	0- 5				
0- 0	0- 0	0- 0	NEUTRAL	0- 0	0- 0	0- 0				
5- 7	0- 0	0- 0	CONFERENCE	0- 3	1- 1	4- 3				
2- 3	0- 0	0- 0	HOME	0- 2	1- 0	1- 1				
3- 4	0- 0	0- 0	AWAY	0- 1	0- 1	3- 2				
0- 0	0- 0	0- 0	NEUTRAL	0- 0	0- 0	0- 0				

RPI S	Opponent	Score	RPI S	Opponent	Score	RPI S	Opponent	Score	RPI S	Opponent	Score	Team's RPI: 232
						53	A Albany (NY)	58 64	138	A Xavier	55 64	
						53	H Albany (NY)	47 59	139	A Stony Brook	58 64	
						65	A Michigan	62 90	139	H Stony Brook	54 47	
						76	H Maine	38 52	153	A Cornell	57 64	
						88	A Bucknell	46 76	170	A UMBC	51 62	
									188	A Brown	65 67	
									201	A Canisius	50 80	
									206	A Hartford	53 47	
									206	H Hartford	39 41	
									220	A Columbia	64 71	
									242	A New Hampshire	49 64	
									242	H New Hampshire	51 50	
									250	A Sacred Heart	60 69	
									290	A Vermont	57 53	
									291	H Colgate	63 56	
									314	A UMass Lowell	75 70	
									341	H NJIT	54 50	
LAST 12 Division I GAMES:												
206	H Hartford	39 41	314	A UMass Lowell	75 70							
53	A Albany (NY)	58 64	290	A Vermont	57 53							
242	A New Hampshire	49 64	53	H Albany (NY)	47 59							
139	H Stony Brook	54 47	206	A Hartford	53 47							
76	H Maine	38 52	242	H New Hampshire	51 50							
170	A UMBC	51 62	139	A Stony Brook	58 64							

Non-Div I Games: Cedar Crest 74 18 Misericordia 73 44 Nyack 65 33

Binghamton

Loss, Non-Conf, S Site, H Home A Away N Neutral

Average RPI Win: <b>231</b>	WON-LOST	WINNING	LAST 10	STRENGTH OF	OPP. STRENGTH	TEAM	ADJ.	CONF.	ADJ CONF.
Average RPI Loss: <b>130</b>	RECORD	PCT. RANK	GAMES	SCHEDULE	OF SCHEDULE	RPI	RPI	RPI	RPI
DIV. I ONLY	14- 8	95	8- 2	200	217	137	137	19	19
DIV. I NON-CONF.	5- 4	138	0- 0	255	194	196	196	20	20
TOTALS	RPI 1-25	RPI 26-50	W-L RECORDS	RPI 51-100	RPI 101-150	RPI 150+			
14- 8	0- 0	0- 3	OVERALL	0- 1	0- 1	14- 3			
6- 4	0- 0	0- 1	HOME	0- 1	0- 0	6- 2			
7- 3	0- 0	0- 1	AWAY	0- 0	0- 1	7- 1			
1- 1	0- 0	0- 1	NEUTRAL	0- 0	0- 0	1- 0			
5- 4	0- 0	0- 1	NON-CONFERENCE	0- 1	0- 0	5- 2			
1- 3	0- 0	0- 0	HOME	0- 1	0- 0	1- 2			
3- 0	0- 0	0- 0	AWAY	0- 0	0- 0	3- 0			
1- 1	0- 0	0- 1	NEUTRAL	0- 0	0- 0	1- 0			
9- 4	0- 0	0- 2	CONFERENCE	0- 0	0- 1	9- 1			
5- 1	0- 0	0- 1	HOME	0- 0	0- 0	5- 0			
4- 3	0- 0	0- 1	AWAY	0- 0	0- 1	4- 1			
0- 0	0- 0	0- 0	NEUTRAL	0- 0	0- 0	0- 0			

RPI 1-25				RPI 26-50				RPI 51-100				RPI 101+ Team's RPI: 137			
RPI	S	Opponent	Score	RPI	S	Opponent	Score	RPI	S	Opponent	Score	RPI	S	Opponent	Score
				45	A	Colorado St.	64 68	73	H	Washington St.	52 57	147	A	Fresno St.	57 62
				45	H	Colorado St.	51 83					175	A	Eastern Wash.	84 79
				50	N	Auburn	53 55					181	N	Stetson	71 65
												182	H	UNLV	75 56
												186	A	New Mexico	81 60
												189	A	San Jose St.	78 75
												200	H	Col. of Charleston	61 38
												217	A	Utah St.	63 58
												217	H	Utah St.	84 78
												222	H	Utah Valley	70 72
												224	H	Idaho St.	77 80
												236	A	Wyoming	58 82
												236	H	Wyoming	58 49
												247	A	San Diego St.	75 45
												255	A	Seattle	84 66
												282	A	Portland	89 49
												329	H	Nevada	66 58
												342	H	Air Force	61 48
LAST 12 Division I GAMES:															
				236	A	Wyoming	58 82					236	H	Wyoming	58 49
				45	H	Colorado St.	51 83					189	A	San Jose St.	78 75
				342	H	Air Force	61 48					247	A	San Diego St.	75 45
				217	A	Utah St.	63 58					329	H	Nevada	66 58
				186	A	New Mexico	81 60					147	A	Fresno St.	57 62
				182	H	UNLV	75 56					217	H	Utah St.	84 78

Non-Div I Games: Concordia Portland 84 77 Cal St. L.A. 58 44

Boise St.

■ Loss, 
 ■ Non-Conf, 
 ■ S Site, 
 ■ Home 
 ■ A Away 
 N Neutral

Boston College

Through Games Of Feb. 14, 2016

Average RPI Win:	191	WON-LOST	WINNING	LAST 10	STRENGTH OF	OPP. STRENGTH	TEAM	ADJ.	CONF.	ADJ CONF.
Average RPI Loss:	57	RECORD	PCT. RANK	GAMES	SCHEDULE	OF SCHEDULE	RPI	RPI	RPI	RPI
DIV. I ONLY	13- 12	164	1- 9	82	60	112	112	5	5	
DIV. I NON-CONF.	12- 1	9	1- 0	252	135	58	58	5	5	
TOTALS	RPI 1-25	RPI 26-50	W-L RECORDS	RPI 51-100	RPI 101-150	RPI 150+				
13- 12	0- 4	0- 2	OVERALL	3- 3	1- 3	9- 0				
8- 5	0- 1	0- 1	HOME	1- 1	1- 2	6- 0				
4- 6	0- 2	0- 1	AWAY	1- 2	0- 1	3- 0				
1- 1	0- 1	0- 0	NEUTRAL	1- 0	0- 0	0- 0				
12- 1	0- 1	0- 0	NON-CONFERENCE	3- 0	0- 0	9- 0				
7- 0	0- 0	0- 0	HOME	1- 0	0- 0	6- 0				
4- 0	0- 0	0- 0	AWAY	1- 0	0- 0	3- 0				
1- 1	0- 1	0- 0	NEUTRAL	1- 0	0- 0	0- 0				
1- 11	0- 3	0- 2	CONFERENCE	0- 3	1- 3	0- 0				
1- 5	0- 1	0- 1	HOME	0- 1	1- 2	0- 0				
0- 6	0- 2	0- 1	AWAY	0- 2	0- 1	0- 0				
0- 0	0- 0	0- 0	NEUTRAL	0- 0	0- 0	0- 0				

RPI 1-25				RPI 26-50				RPI 51-100				RPI 101+ Team's RPI: 112			
RPI	S	Opponent	Score	RPI	S	Opponent	Score	RPI	S	Opponent	Score	RPI	S	Opponent	Score
1	H	Notre Dame	50 63	29	H	Miami (FL)	62 67	51	A	Duke	51 71	102	H	North Carolina	78 86
13	A	Florida St.	42 75	46	A	North Carolina St.	63 74	58	A	Purdue	58 56	110	A	Virginia Tech	33 58
19	A	Syracuse	61 62					70	N	Utah	76 51	116	H	Wake Forest	59 65
24	N	Oklahoma	61 76					76	H	Maine	55 48	129	H	Pittsburgh	54 43
								84	A	Georgia Tech	56 62	156	H	Yale	73 60
								94	H	Virginia	50 61	172	A	Northeastern	71 45
												206	H	Hartford	62 28
												223	H	Bryant	74 59
												242	H	New Hampshire	71 51
												243	H	Holy Cross	60 51
												253	A	Providence	67 41
												314	H	UMass Lowell	66 55
												347	A	Boston U.	58 37
LAST 12 Division I GAMES:															
94	H	Virginia	50 61	116	H	Wake Forest	59 65								
46	A	North Carolina St.	63 74	129	H	Pittsburgh	54 43								
102	H	North Carolina	78 86	51	A	Duke	51 71								
29	H	Miami (FL)	62 67	1	H	Notre Dame	50 63								
84	A	Georgia Tech	56 62	156	H	Yale	73 60								
19	A	Syracuse	61 62	13	A	Florida St.	42 75								

Non-Div I Games:

Boston College

Loss, Non-Conf, S Site, H Home A Away N Neutral

Average RPI Win: <b>249</b>	WON-LOST	WINNING	LAST 10	STRENGTH OF	OPP. STRENGTH	TEAM	ADJ.	CONF.	ADJ CONF.
Average RPI Loss: <b>222</b>	RECORD	PCT. RANK	GAMES	SCHEDULE	OF SCHEDULE	RPI	RPI	RPI	RPI
DIV. I ONLY	2- 22	345	2- 8	333	256	347	347	26	26
DIV. I NON-CONF.	0- 11	338	0- 0	314	178	349	349	28	28
TOTALS	RPI 1-25	RPI 26-50	W-L RECORDS	RPI 51-100	RPI 101-150	RPI 150+			
2- 22	0- 0	0- 0	OVERALL	0- 2	0- 2	2- 18			
2- 11	0- 0	0- 0	HOME	0- 1	0- 1	2- 9			
0- 11	0- 0	0- 0	AWAY	0- 0	0- 0	0- 4			
0- 0	0- 0	0- 0	NEUTRAL	0- 0	0- 0	0- 0			
0- 11	0- 0	0- 0	NON-CONFERENCE	0- 1	0- 2	0- 8			
0- 6	0- 0	0- 0	HOME	0- 1	0- 1	0- 4			
0- 5	0- 0	0- 0	AWAY	0- 0	0- 1	0- 4			
0- 0	0- 0	0- 0	NEUTRAL	0- 0	0- 0	0- 0			
2- 11	0- 0	0- 0	CONFERENCE	0- 1	0- 0	2- 10			
2- 5	0- 0	0- 0	HOME	0- 0	0- 0	2- 5			
0- 6	0- 0	0- 0	AWAY	0- 1	0- 0	0- 5			
0- 0	0- 0	0- 0	NEUTRAL	0- 0	0- 0	0- 0			

RPI 1-25				RPI 26-50				RPI 51-100				RPI 101+				Team's RPI: 347	
RPI	S	Opponent	Score	RPI	S	Opponent	Score	RPI	S	Opponent	Score	RPI	S	Opponent	Score		
								53	H	Albany (NY)	43	83	112	H	Boston College	37	58
								88	A	Bucknell	56	74	117	A	Harvard	55	73
													172	H	Northeastern	44	77
													183	H	Marist	54	73
													191	H	Rhode Island	41	57
													213	A	Lehigh	48	72
													213	H	Lehigh	66	72
													235	A	Dartmouth	52	72
													239	A	Massachusetts	56	73
													242	A	New Hampshire	52	69
													243	H	Holy Cross	41	60
													248	A	American	33	79
													248	H	American	63	59
													249	A	Navy	56	67
													249	H	Navy	51	49
													259	A	Loyola Maryland	54	63
													259	H	Loyola Maryland	46	67
													290	H	Vermont	45	60
													291	H	Colgate	63	72
													314	A	UMass Lowell	57	70
													331	A	Lafayette	56	71
													331	H	Lafayette	64	71
LAST 12 Division I GAMES:																	
259	H	Loyola Maryland	46	67	291	H	Colgate	63	72								
248	A	American	33	79	259	A	Loyola Maryland	54	63								
331	H	Lafayette	64	71	248	H	American	63	59								
249	H	Navy	51	49	331	A	Lafayette	56	71								
213	A	Lehigh	48	72	249	A	Navy	56	67								
88	A	Bucknell	56	74	213	H	Lehigh	66	73								

Non-Div I Games:

Boston U.

## Bowling Green

Through Games Of Feb. 14, 2016

Average RPI Win:	253	WON-LOST	WINNING	LAST 10	STRENGTH OF	OPP. STRENGTH	TEAM	ADJ.	CONF.	ADJ CONF.
Average RPI Loss:	123	RECORD	PCT. RANK	GAMES	SCHEDULE	OF SCHEDULE	RPI	RPI	RPI	RPI
DIV. I ONLY	8- 13	243	3- 7	225	144	251	251	11	11	
DIV. I NON-CONF.	4- 5	193	0- 0	326	170	284	284	13	13	
TOTALS	RPI 1-25	RPI 26-50	W-L RECORDS	RPI 51-100	RPI 101-150	RPI 150+				
8- 13	0- 0	0- 1	OVERALL	0- 4	2- 5	6- 3				
5- 6	0- 0	0- 1	HOME	0- 2	1- 3	4- 0				
2- 6	0- 0	0- 0	AWAY	0- 2	0- 2	2- 2				
1- 1	0- 0	0- 0	NEUTRAL	0- 0	1- 0	0- 1				
4- 5	0- 0	0- 0	NON-CONFERENCE	0- 2	1- 0	3- 3				
3- 1	0- 0	0- 0	HOME	0- 1	0- 0	3- 0				
0- 3	0- 0	0- 0	AWAY	0- 1	0- 0	0- 2				
1- 1	0- 0	0- 0	NEUTRAL	0- 0	1- 0	0- 1				
4- 8	0- 0	0- 1	CONFERENCE	0- 2	1- 5	3- 0				
2- 5	0- 0	0- 1	HOME	0- 1	1- 3	1- 0				
2- 3	0- 0	0- 0	AWAY	0- 1	0- 2	2- 0				
0- 0	0- 0	0- 0	NEUTRAL	0- 0	0- 0	0- 0				

RPI S	Opponent	Score	RPI S	Opponent	Score	RPI S	Opponent	Score	RPI S	Opponent	Score	Team's RPI: 251
28	H Ohio	57 72	62	H South Dakota St.	45 58	106	H Eastern Mich.	67 63				
			69	A Central Mich.	75 76	114	A Toledo	61 75				
			80	H Ball St.	56 67	118	A Western Mich.	45 74				
			94	A Virginia	39 68	118	H Western Mich.	49 65				
						119	H Akron	55 71				
						134	H Buffalo	50 63				
						146	N Jacksonville	72 69				
						155	N Davidson	56 60				
						219	A Cincinnati	51 54				
						257	A Northern Ill.	58 43				
						263	A Miami (OH)	64 58				
						293	A Cleveland St.	48 69				
						298	H Bradley	66 53				
						315	H Illinois St.	70 52				
						317	H Kent St.	71 49				
						322	H Evansville	74 56				
LAST 12 Division I GAMES:												
134	H Buffalo	50 63	257	A Northern Ill.	58 43							
118	H Western Mich.	49 65	80	H Ball St.	56 67							
69	A Central Mich.	75 76	119	H Akron	55 71							
114	A Toledo	61 75	28	H Ohio	57 72							
106	H Eastern Mich.	67 63	118	A Western Mich.	45 74							
317	H Kent St.	71 49	263	A Miami (OH)	64 58							

Non-Div I Games:

Bowling Green

■ Loss, 
 ■ Non-Conf, 
 ■ S Site, 
 ■ H Home 
 ■ A Away 
 N Neutral

Average RPI Win: <b>290</b>	WON-LOST	WINNING	LAST 10	STRENGTH OF	OPP. STRENGTH	TEAM	ADJ.	CONF.	ADJ CONF.
Average RPI Loss: <b>160</b>	RECORD	PCT. RANK	GAMES	SCHEDULE	OF SCHEDULE	RPI	RPI	RPI	RPI
DIV. I ONLY	6- 17	285	3- 7	281	191	298	298	21	21
DIV. I NON-CONF.	3- 7	248	0- 0	244	199	257	257	17	17
TOTALS	RPI 1-25	RPI 26-50	W-L RECORDS	RPI 51-100	RPI 101-150	RPI 150+			
6- 17	0- 1	0- 0	OVERALL	0- 4	0- 5	6- 7			
3- 8	0- 1	0- 0	HOME	0- 1	0- 4	3- 2			
3- 9	0- 0	0- 0	AWAY	0- 3	0- 1	3- 5			
0- 0	0- 0	0- 0	NEUTRAL	0- 0	0- 0	0- 0			
3- 7	0- 1	0- 0	NON-CONFERENCE	0- 2	0- 1	3- 3			
1- 3	0- 1	0- 0	HOME	0- 0	0- 1	1- 1			
2- 4	0- 0	0- 0	AWAY	0- 2	0- 0	2- 2			
0- 0	0- 0	0- 0	NEUTRAL	0- 0	0- 0	0- 0			
3- 10	0- 0	0- 0	CONFERENCE	0- 2	0- 4	3- 4			
2- 5	0- 0	0- 0	HOME	0- 1	0- 3	2- 1			
1- 5	0- 0	0- 0	AWAY	0- 1	0- 1	1- 3			
0- 0	0- 0	0- 0	NEUTRAL	0- 0	0- 0	0- 0			

RPI 1-25				RPI 26-50				RPI 51-100				RPI 101+ Team's RPI: 298			
RPI	S	Opponent	Score	RPI	S	Opponent	Score	RPI	S	Opponent	Score	RPI	S	Opponent	Score
24	H	Oklahoma	46 <b>79</b>					56	A	Iowa	53 <b>60</b>	107	H	Drake	64 <b>76</b>
								75	A	Saint Louis	58 <b>75</b>	118	H	Western Mich.	59 <b>72</b>
								85	A	Missouri St.	56 <b>59</b>	121	H	UNI	47 <b>55</b>
								85	H	Missouri St.	44 <b>55</b>	145	A	Southern Ill.	49 <b>75</b>
												145	H	Southern Ill.	51 <b>65</b>
												167	H	Loyola Chicago	54 <b>67</b>
												178	A	Detroit	75 67
												208	H	Ill.-Chicago	56 <b>66</b>
												233	A	Indiana St.	37 <b>59</b>
												251	A	Bowling Green	53 <b>66</b>
												257	A	Northern Ill.	64 <b>68</b>
												294	A	Wichita St.	55 50
												294	H	Wichita St.	50 44
												315	A	Illinois St.	49 <b>54</b>
												317	H	Kent St.	68 60
												322	A	Evansville	46 <b>62</b>
												322	H	Evansville	66 52
												336	A	Chicago St.	66 60
LAST 12 Division I GAMES:															
85	A	Missouri St.	56 <b>59</b>	233	A	Indiana St.	37 <b>59</b>								
294	A	Wichita St.	55 50	315	A	Illinois St.	49 <b>54</b>								
145	H	Southern Ill.	51 <b>65</b>	294	H	Wichita St.	50 44								
322	H	Evansville	66 52	85	H	Missouri St.	44 <b>55</b>								
121	H	UNI	47 <b>55</b>	322	A	Evansville	46 <b>62</b>								
107	H	Drake	64 <b>76</b>	145	A	Southern Ill.	49 <b>75</b>								

Non-Div I Games: Eureka

87 47

Bradley

B

row n

row n

Brown

Average RPI Win:	<b>293</b>	WON-LOST	WINNING	LAST 10	STRENGTH OF	OPP. STRENGTH	TEAM	ADJ.	CONF.	ADJ CONF.
Average RPI Loss:	<b>176</b>	RECORD	PCT. RANK	GAMES	SCHEDULE	OF SCHEDULE	RPI	RPI	RPI	RPI
DIV. I ONLY	<b>14- 10</b>	<b>126</b>	<b>8- 2</b>	<b>322</b>	<b>326</b>	<b>223</b>	<b>223</b>	<b>31</b>	<b>31</b>	
DIV. I NON-CONF.	<b>3- 8</b>	<b>258</b>	<b>0- 0</b>	<b>286</b>	<b>209</b>	<b>303</b>	<b>303</b>	<b>32</b>	<b>32</b>	
TOTALS	RPI 1-25	RPI 26-50	W-L RECORDS	RPI 51-100	RPI 101-150	RPI 150+				
14- 10	0- 0	0- 1	OVERALL	0- 1	0- 1	14- 7				
7- 3	0- 0	0- 0	HOME	0- 0	0- 0	7- 3				
7- 7	0- 0	0- 1	AWAY	0- 1	0- 1	7- 4				
0- 0	0- 0	0- 0	NEUTRAL	0- 0	0- 0	0- 0				
3- 8	0- 0	0- 1	NON-CONFERENCE	0- 1	0- 1	3- 5				
2- 3	0- 0	0- 0	HOME	0- 0	0- 0	2- 3				
1- 5	0- 0	0- 1	AWAY	0- 1	0- 1	1- 2				
0- 0	0- 0	0- 0	NEUTRAL	0- 0	0- 0	0- 0				
11- 2	0- 0	0- 0	CONFERENCE	0- 0	0- 0	11- 2				
5- 0	0- 0	0- 0	HOME	0- 0	0- 0	5- 0				
6- 2	0- 0	0- 0	AWAY	0- 0	0- 0	6- 2				
0- 0	0- 0	0- 0	NEUTRAL	0- 0	0- 0	0- 0				

RPI S	Opponent	Score	RPI S	Opponent	Score	RPI S	Opponent	Score	RPI S	Opponent	Score	Team's RPI: 223
34	A Seton Hall	57 <b>93</b>	76	A Maine	38 <b>76</b>	112	A Boston College	59 <b>74</b>	153	H Cornell	62 <b>70</b>	
						188	H Brown	67 <b>84</b>	193	A Robert Morris	53 <b>55</b>	
						193	H Robert Morris	71 65	239	H Massachusetts	69 <b>86</b>	
						242	H New Hampshire	55 42	243	A Holy Cross	64 <b>65</b>	
						250	A Sacred Heart	61 59	253	A Providence	78 <b>88</b>	
						271	A Saint Francis (PA)	72 <b>85</b>	271	H Saint Francis (PA)	84 72	
						276	A Central Conn. St.	65 53	276	H Central Conn. St.	70 56	
						290	H Vermont	68 52	303	A Fairleigh Dickinson	70 41	
						314	A UMass Lowell	83 64	320	H LIU Brooklyn	63 55	
						339	A Mt. St. Mary's	70 59	343	A Wagner	82 71	
						343	H Wagner	94 67	345	A St. Francis Brooklyn	70 42	
LAST 12 Division I GAMES:												
343	H Wagner	94 67	193	H Robert Morris	71 65							
271	A Saint Francis (PA)	72 <b>85</b>	345	A St. Francis Brooklyn	70 42							
193	A Robert Morris	53 <b>55</b>	320	H LIU Brooklyn	63 55							
276	A Central Conn. St.	65 53	339	A Mt. St. Mary's	70 59							
250	A Sacred Heart	61 59	343	A Wagner	82 71							
271	H Saint Francis (PA)	84 72	303	A Fairleigh Dickinson	70 41							

Non-Div I Games:

Bryant

■ Loss, 
 ■ Non-Conf, 
 ■ S Site, 
 ■ H Home 
 ■ A Away 
 N Neutral



## Bucknell

Through Games Of Feb. 14, 2016

Average RPI Win: <b>249</b>	WON-LOST	WINNING	LAST 10	STRENGTH OF	OPP. STRENGTH	TEAM	ADJ.	CONF.	ADJ CONF.
Average RPI Loss: <b>128</b>	RECORD	PCT. RANK	GAMES	SCHEDULE	OF SCHEDULE	RPI	RPI	RPI	RPI
DIV. I ONLY	18- 6	47	9- 1	195	290	88	88	26	26
DIV. I NON-CONF.	6- 5	146	0- 0	218	279	159	159	28	28
TOTALS	RPI 1-25	RPI 26-50	W-L RECORDS	RPI 51-100	RPI 101-150	RPI 150+			
18- 6	0- 1	0- 0	OVERALL	1- 1	0- 1	17- 3			
11- 1	0- 0	0- 0	HOME	1- 0	0- 1	10- 0			
7- 5	0- 1	0- 0	AWAY	0- 1	0- 0	7- 3			
0- 0	0- 0	0- 0	NEUTRAL	0- 0	0- 0	0- 0			
6- 5	0- 1	0- 0	NON-CONFERENCE	0- 0	0- 1	6- 3			
4- 1	0- 0	0- 0	HOME	0- 0	0- 1	4- 0			
2- 4	0- 1	0- 0	AWAY	0- 0	0- 0	2- 3			
0- 0	0- 0	0- 0	NEUTRAL	0- 0	0- 0	0- 0			
12- 1	0- 0	0- 0	CONFERENCE	1- 1	0- 0	11- 0			
7- 0	0- 0	0- 0	HOME	1- 0	0- 0	6- 0			
5- 1	0- 0	0- 0	AWAY	0- 1	0- 0	5- 0			
0- 0	0- 0	0- 0	NEUTRAL	0- 0	0- 0	0- 0			

RPI 1-25				RPI 26-50				RPI 51-100				Team's RPI: 88		RPI 101+			
RPI	S	Opponent	Score	RPI	S	Opponent	Score	RPI	S	Opponent	Score			RPI	S	Opponent	Score
1	A	Notre Dame	54 85					74	A	Army West Point	63 68			104	H	Youngstown St.	47 55
								74	H	Army West Point	79 69			170	A	UMBC	52 65
														173	H	Delaware	80 51
														201	A	Canisius	56 61
														213	A	Lehigh	67 54
														213	H	Lehigh	80 77
														218	A	Morgan St.	50 64
														228	A	Manhattan	61 56
														232	H	Binghamton	76 46
														243	A	Holy Cross	58 51
														243	H	Holy Cross	74 64
														248	A	American	66 60
														248	H	American	60 54
														249	A	Navy	51 41
														259	H	Loyola Maryland	71 64
														291	A	Colgate	71 51
														291	H	Colgate	79 60
														293	A	Cleveland St.	59 57
														303	H	Fairleigh Dickinson	72 62
														339	H	Mt. St. Mary's	71 45
														347	H	Boston U.	74 56
LAST 12 Division I GAMES:																	
				291	H	Colgate	79 60					259	H	Loyola Maryland	71 64		
				213	A	Lehigh	67 54					291	A	Colgate	71 51		
				243	H	Holy Cross	74 64					213	H	Lehigh	80 77		
				248	H	American	60 54					243	A	Holy Cross	58 51		
				74	A	Army West Point	63 68					248	A	American	66 60		
				347	H	Boston U.	74 56					74	H	Army West Point	79 69		

Non-Div I Games:

Bucknell

■ Loss, 
 ■ Non-Conf, S Site, 
 ■ Home 
 ■ Away 
 N Neutral

Average RPI Win:	220	WON-LOST	WINNING	LAST 10	STRENGTH OF	OPP. STRENGTH	TEAM	ADJ.	CONF.	ADJ CONF.
Average RPI Loss:	115	RECORD	PCT. RANK	GAMES	SCHEDULE	OF SCHEDULE	RPI	RPI	RPI	RPI
DIV. I ONLY	12- 11	158	3- 7	140	173	134	134	11	11	
DIV. I NON-CONF.	8- 3	77	0- 0	211	238	97	97	13	13	
TOTALS	RPI 1-25	RPI 26-50	W-L RECORDS	RPI 51-100	RPI 101-150	RPI 150+				
12- 11	0- 1	1- 1	OVERALL	1- 3	0- 4	10- 2				
5- 4	0- 1	1- 0	HOME	1- 1	0- 2	3- 0				
6- 7	0- 0	0- 1	AWAY	0- 2	0- 2	6- 2				
1- 0	0- 0	0- 0	NEUTRAL	0- 0	0- 0	1- 0				
8- 3	0- 1	0- 1	NON-CONFERENCE	0- 1	0- 0	8- 0				
3- 1	0- 1	0- 0	HOME	0- 0	0- 0	3- 0				
4- 2	0- 0	0- 1	AWAY	0- 1	0- 0	4- 0				
1- 0	0- 0	0- 0	NEUTRAL	0- 0	0- 0	1- 0				
4- 8	0- 0	1- 0	CONFERENCE	1- 2	0- 4	2- 2				
2- 3	0- 0	1- 0	HOME	1- 1	0- 2	0- 0				
2- 5	0- 0	0- 0	AWAY	0- 1	0- 2	2- 2				
0- 0	0- 0	0- 0	NEUTRAL	0- 0	0- 0	0- 0				

RPI 1-25				RPI 26-50				RPI 51-100				RPI 101+ Team's RPI: 134			
RPI	S	Opponent	Score	RPI	S	Opponent	Score	RPI	S	Opponent	Score	RPI	S	Opponent	Score
21	H	Duquesne	62 79	28	H	Ohio	51 43	67	A	Hofstra	36 79	106	A	Eastern Mich.	56 67
				39	A	St. Bonaventure	32 59	69	H	Central Mich.	67 61	114	A	Toledo	60 71
								80	A	Ball St.	63 68	118	H	Western Mich.	78 92
								80	H	Ball St.	57 59	119	H	Akron	61 69
												153	H	Cornell	59 41
												201	H	Canisius	54 40
												239	A	Massachusetts	56 48
												241	N	Clemson	61 51
												250	A	Sacred Heart	66 53
												251	A	Bowling Green	63 50
												257	A	Northern Ill.	74 76
												263	A	Miami (OH)	58 69
												270	A	UCF	66 60
												302	A	Niagara	57 48
												317	A	Kent St.	77 66
												320	H	LIU Brooklyn	55 38
LAST 12 Division I GAMES:															
251	A	Bowling Green	63 50	118	H	Western Mich.	78 92								
114	A	Toledo	60 71	119	H	Akron	61 69								
80	H	Ball St.	57 59	80	A	Ball St.	63 68								
28	H	Ohio	51 43	317	A	Kent St.	77 66								
257	A	Northern Ill.	74 76	69	H	Central Mich.	67 61								
263	A	Miami (OH)	58 69	106	A	Eastern Mich.	56 67								

Non-Div I Games:

Buffalo

■ Loss, 
■ Non-Conf, S Site, 
■ Home 
■ Away 
N Neutral

Average RPI Win:	195	WON-LOST	WINNING	LAST 10	STRENGTH OF	OPP. STRENGTH	TEAM	ADJ.	CONF.	ADJ CONF.
Average RPI Loss:	84	RECORD	PCT. RANK	GAMES	SCHEDULE	OF SCHEDULE	RPI	RPI	RPI	RPI
DIV. I ONLY	8- 17	267	1- 9	96	43	194	194	6	6	
DIV. I NON-CONF.	5- 6	180	0- 0	139	25	145	145	6	6	
TOTALS	RPI 1-25	RPI 26-50	W-L RECORDS	RPI 51-100	RPI 101-150	RPI 150+				
8- 17	0- 3	0- 3	OVERALL	2- 6	1- 4	5- 1				
5- 6	0- 2	0- 0	HOME	2- 2	1- 2	2- 0				
2- 11	0- 1	0- 3	AWAY	0- 4	0- 2	2- 1				
1- 0	0- 0	0- 0	NEUTRAL	0- 0	0- 0	1- 0				
5- 6	0- 1	0- 1	NON-CONFERENCE	1- 3	1- 0	3- 1				
3- 1	0- 1	0- 0	HOME	1- 0	1- 0	1- 0				
1- 5	0- 0	0- 1	AWAY	0- 3	0- 0	1- 1				
1- 0	0- 0	0- 0	NEUTRAL	0- 0	0- 0	1- 0				
3- 11	0- 2	0- 2	CONFERENCE	1- 3	0- 4	2- 0				
2- 5	0- 1	0- 0	HOME	1- 2	0- 2	1- 0				
1- 6	0- 1	0- 2	AWAY	0- 1	0- 2	1- 0				
0- 0	0- 0	0- 0	NEUTRAL	0- 0	0- 0	0- 0				

RPI S	Opponent	Score	RPI S	Opponent	Score	RPI S	Opponent	Score	RPI S	Opponent	Score	Team's RPI: 194
20	A DePaul	63 102	34	A Seton Hall	77 98	54	H Villanova	45 57	130	H Arkansas	63 57	
20	H DePaul	54 61	42	A St. John's (NY)	41 68	61	A Chattanooga	49 60	138	A Xavier	47 55	
23	H Green Bay	46 55	43	A South Fla.	77 87	80	A Ball St.	50 58	138	H Xavier	63 73	
						82	A Marquette	69 76	142	A Creighton	49 77	
						82	H Marquette	64 80	142	H Creighton	42 52	
						89	H Georgetown	82 76	231	H Valparaiso	72 53	
						91	A Wright St.	53 66	233	A Indiana St.	63 70	
						92	H TCU	65 53	241	N Clemson	54 50	
									253	A Providence	77 67	
									253	H Providence	65 50	
									270	A UCF	71 63	
LAST 12 Division I GAMES:												
20	A DePaul	63 102	42	A St. John's (NY)	41 68							
82	A Marquette	69 76	82	H Marquette	64 80							
253	H Providence	65 50	20	H DePaul	54 61							
142	H Creighton	42 52	142	A Creighton	49 77							
138	A Xavier	47 55	253	A Providence	77 67							
34	A Seton Hall	77 98	138	H Xavier	63 73							

Non-Div I Games:

Butler

■ Loss, 
■ Non-Conf, 
■ S Site, 
■ H Home 
■ A Away 
N Neutral

CSU Bakersfield

Through Games Of Feb. 14, 2016

Average RPI Win:	270	WON-LOST	WINNING	LAST 10	STRENGTH OF	OPP. STRENGTH	TEAM	ADJ.	CONF.	ADJ CONF.
Average RPI Loss:	131	RECORD	PCT. RANK	GAMES	SCHEDULE	OF SCHEDULE	RPI	RPI	RPI	RPI
DIV. I ONLY	8- 17	267	5- 5	161	166	245	245	25	25	
DIV. I NON-CONF.	3- 12	290	1- 1	65	34	237	237	25	25	
TOTALS	RPI 1-25	RPI 26-50	W-L RECORDS	RPI 51-100	RPI 101-150	RPI 150+				
8- 17	0- 5	0- 0	OVERALL	0- 1	0- 4	8- 7				
6- 5	0- 0	0- 0	HOME	0- 0	0- 1	6- 4				
2- 10	0- 3	0- 0	AWAY	0- 1	0- 3	2- 3				
0- 2	0- 2	0- 0	NEUTRAL	0- 0	0- 0	0- 0				
3- 12	0- 5	0- 0	NON-CONFERENCE	0- 1	0- 3	3- 3				
3- 3	0- 0	0- 0	HOME	0- 0	0- 1	3- 2				
0- 7	0- 3	0- 0	AWAY	0- 1	0- 2	0- 1				
0- 2	0- 2	0- 0	NEUTRAL	0- 0	0- 0	0- 0				
5- 5	0- 0	0- 0	CONFERENCE	0- 0	0- 1	5- 4				
3- 2	0- 0	0- 0	HOME	0- 0	0- 0	3- 2				
2- 3	0- 0	0- 0	AWAY	0- 0	0- 1	2- 2				
0- 0	0- 0	0- 0	NEUTRAL	0- 0	0- 0	0- 0				

RPI 1-25				RPI 26-50				RPI 51-100				RPI 101+ Team's RPI: 245			
RPI	S	Opponent	Score	RPI	S	Opponent	Score	RPI	S	Opponent	Score	RPI	S	Opponent	Score
3	N	South Carolina	71 90					66	A	UC Riverside	61 81	101	A	New Mexico St.	63 86
6	A	Stanford	41 83									125	A	Hawaii	60 74
7	N	Arizona St.	47 60									125	H	Hawaii	55 65
9	A	Oregon St.	51 75									147	A	Fresno St.	52 57
10	A	UCLA	68 82									157	H	Pacific	74 80
												189	H	San Jose St.	90 88
												196	H	Cal Poly	57 52
												204	A	UTRGV	46 60
												222	A	Utah Valley	53 72
												222	H	Utah Valley	61 54
												230	H	Grand Canyon	51 61
												255	H	Seattle	76 68
												260	A	UC Santa Barbara	60 61
												265	H	Pepperdine	73 76
												295	A	UMKC	78 68
												295	H	UMKC	40 56
												332	H	UC Irvine	65 39
												336	A	Chicago St.	74 61
												336	H	Chicago St.	76 43
LAST 12 Division I GAMES:															
222	A	Utah Valley	53 72	204	A	UTRGV	46 60								
336	A	Chicago St.	74 61	255	H	Seattle	76 68								
295	A	UMKC	78 68	295	H	UMKC	40 56								
222	H	Utah Valley	61 54	336	H	Chicago St.	76 43								
230	H	Grand Canyon	51 61	332	H	UC Irvine	65 39								
101	A	New Mexico St.	63 86	125	H	Hawaii	55 65								

Non-Div I Games:

CSU Bakersfield

Loss, Non-Conf, S Site, H Home A Away N Neutral

RPI 1-25				RPI 26-50				RPI 51-100				RPI 101+				Team's RPI: 288	
RPI	S	Opponent	Score	RPI	S	Opponent	Score	RPI	S	Opponent	Score	RPI	S	Opponent	Score		
7	A	Arizona St.	46 69	26	H	Georgia	58 83	57	H	St. Mary's (CA)	59 93	125	A	Hawaii	50 77		
								66	A	UC Riverside	76 83	125	H	Hawaii	63 60		
								70	A	Utah	56 97	131	H	Penn St.	81 73		
								77	A	California	44 106	132	A	Idaho	50 106		
								83	A	San Diego	64 86	148	A	Long Beach St.	71 74		
												175	A	Eastern Wash.	59 70		
												190	H	UC Davis	52 75		
												196	A	Cal Poly	62 66		
												247	H	San Diego St.	65 67		
												255	H	Seattle	56 62		
												260	H	UC Santa Barbara	49 65		
												282	A	Portland	68 62		
												325	A	Portland St.	77 83		
												330	A	Southern Utah	65 67		
												332	A	UC Irvine	83 64		
												332	H	UC Irvine	62 48		
												337	H	Cal St. Fullerton	79 52		
LAST 12 Division I GAMES:																	
				332	H	UC Irvine	62 48	196	A	Cal Poly	62 66						
				66	A	UC Riverside	76 83	260	H	UC Santa Barbara	49 65						
				148	A	Long Beach St.	71 74	125	A	Hawaii	50 77						
				337	H	Cal St. Fullerton	79 52	190	H	UC Davis	52 75						
				332	A	UC Irvine	83 64	255	H	Seattle	56 62						
				125	H	Hawaii	63 60	77	A	California	44 106						

CSUN

Page 37

Average RPI Win:	246	WON-LOST	WINNING	LAST 10	STRENGTH OF	OPP. STRENGTH	TEAM	ADJ.	CONF.	ADJ CONF.
Average RPI Loss:	130	RECORD	PCT. RANK	GAMES	SCHEDULE	OF SCHEDULE	RPI	RPI	RPI	RPI
DIV. I ONLY	11- 13	194	4- 6	178	231	196	196	22	22	
DIV. I NON-CONF.	7- 6	156	1- 0	121	171	118	118	22	22	
TOTALS	RPI 1-25	RPI 26-50	W-L RECORDS	RPI 51-100	RPI 101-150	RPI 150+				
11- 13	0- 1	0- 0	OVERALL	1- 5	1- 2	9- 5				
7- 4	0- 0	0- 0	HOME	0- 2	1- 1	6- 1				
4- 8	0- 1	0- 0	AWAY	1- 3	0- 1	3- 3				
0- 1	0- 0	0- 0	NEUTRAL	0- 0	0- 0	0- 1				
7- 6	0- 1	0- 0	NON-CONFERENCE	1- 3	1- 0	5- 2				
4- 1	0- 0	0- 0	HOME	0- 1	1- 0	3- 0				
3- 4	0- 1	0- 0	AWAY	1- 2	0- 0	2- 1				
0- 1	0- 0	0- 0	NEUTRAL	0- 0	0- 0	0- 1				
4- 7	0- 0	0- 0	CONFERENCE	0- 2	0- 2	4- 3				
3- 3	0- 0	0- 0	HOME	0- 1	0- 1	3- 1				
1- 4	0- 0	0- 0	AWAY	0- 1	0- 1	1- 2				
0- 0	0- 0	0- 0	NEUTRAL	0- 0	0- 0	0- 0				

RPI 1-25			RPI 26-50			RPI 51-100			RPI 101+ Team's RPI: 196		
RPI	S	Opponent	Score	RPI	S	Opponent	Score	RPI	S	Opponent	Score
9	A	Oregon St.	43 80					55	H	Santa Clara	63 69
								57	A	St. Mary's (CA)	83 87
								66	A	UC Riverside	83 93
								66	H	UC Riverside	62 75
								77	A	California	57 82
								97	A	San Francisco	62 61
								125	H	Hawaii	58 64
								147	H	Fresno St.	64 60
								148	A	Long Beach St.	53 65
								160	H	Montana St.	66 57
								187	H	Sacramento St.	97 72
								190	A	UC Davis	71 82
								190	H	UC Davis	57 75
								204	N	UTRGV	58 66
								238	H	Loyola Marymount	70 58
								245	A	CSU Bakersfield	52 57
								260	A	UC Santa Barbara	67 78
								265	A	Pepperdine	61 47
								288	H	CSUN	66 62
								326	A	A&M-Corpus Christi	56 45
								332	A	UC Irvine	72 54
								332	H	UC Irvine	50 38
								337	H	Cal St. Fullerton	51 46
LAST 12 Division I GAMES:											
66	H	UC Riverside	62 75	190	H	UC Davis	57 75				
190	A	UC Davis	71 82	288	H	CSUN	66 62				
332	H	UC Irvine	50 38	337	H	Cal St. Fullerton	51 46				
125	H	Hawaii	58 64	332	A	UC Irvine	72 54				
148	A	Long Beach St.	53 65	260	A	UC Santa Barbara	67 78				
66	A	UC Riverside	83 93	187	H	Sacramento St.	97 72				

Non-Div I Games:

Cal Poly

■ Loss, 
■ Non-Conf, 
■ S Site, 
■ H Home 
■ A Away 
N Neutral

Average RPI Win:	282	WON-LOST	WINNING	LAST 10	STRENGTH OF	OPP. STRENGTH	TEAM	ADJ.	CONF.	ADJ CONF.
Average RPI Loss:	202	RECORD	PCT. RANK	GAMES	SCHEDULE	OF SCHEDULE	RPI	RPI	RPI	RPI
DIV. I ONLY	2- 23	347	0- 10	235	319	337	337	22	22	
DIV. I NON-CONF.	2- 12	311	0- 1	247	340	325	325	22	22	
TOTALS	RPI 1-25	RPI 26-50	W-L RECORDS	RPI 51-100	RPI 101-150	RPI 150+				
2- 23	0- 0	0- 0	OVERALL	0- 2	0- 3	2- 18				
1- 10	0- 0	0- 0	HOME	0- 2	0- 1	1- 7				
1- 12	0- 0	0- 0	AWAY	0- 0	0- 2	1- 10				
0- 1	0- 0	0- 0	NEUTRAL	0- 0	0- 0	0- 1				
2- 12	0- 0	0- 0	NON-CONFERENCE	0- 1	0- 0	2- 11				
1- 5	0- 0	0- 0	HOME	0- 1	0- 0	1- 4				
1- 6	0- 0	0- 0	AWAY	0- 0	0- 0	1- 6				
0- 1	0- 0	0- 0	NEUTRAL	0- 0	0- 0	0- 1				
0- 11	0- 0	0- 0	CONFERENCE	0- 1	0- 3	0- 7				
0- 5	0- 0	0- 0	HOME	0- 1	0- 1	0- 3				
0- 6	0- 0	0- 0	AWAY	0- 0	0- 2	0- 4				
0- 0	0- 0	0- 0	NEUTRAL	0- 0	0- 0	0- 0				

RPI S	Opponent	Score	RPI S	Opponent	Score	RPI S	Opponent	Score	RPI S	Opponent	Score	Team's RPI: 337
						66	H UC Riverside	43 90	125	A Hawaii	53 62	
						83	H San Diego	44 53	148	A Long Beach St.	57 62	
									148	H Long Beach St.	61 82	
									153	H Cornell	47 59	
									158	A SMU	53 74	
									160	A Montana St.	66 89	
									175	H Eastern Wash.	57 68	
									190	A UC Davis	56 80	
									190	H UC Davis	59 63	
									192	H Weber St.	40 60	
									196	A Cal Poly	46 51	
									207	A Montana	51 86	
									236	H Wyoming	56 61	
									238	A Loyola Marymount	75 73	
									247	A San Diego St.	43 54	
									257	N Northern Ill.	49 72	
									260	A UC Santa Barbara	49 79	
									260	H UC Santa Barbara	47 65	
									265	A Pepperdine	75 81	
									288	A CSUN	52 79	
									309	A North Dakota St.	64 79	
									325	H Portland St.	84 69	
									332	H UC Irvine	58 62	
LAST 12 Division I GAMES:												
190	A	UC Davis	56	80	332	H	UC Irvine	58	62			
66	H	UC Riverside	43	90	148	A	Long Beach St.	57	62			
190	H	UC Davis	59	63	196	A	Cal Poly	46	51			
260	A	UC Santa Barbara	49	79	260	H	UC Santa Barbara	47	65			
288	A	CSUN	52	79	148	H	Long Beach St.	61	82			
125	A	Hawaii	53	62	309	A	North Dakota St.	64	79			

Non-Div I Games:

Cal St. Fullerton

■ Loss, 
 ■ Non-Conf, 
 ■ S Site, 
 ■ H Home 
 ■ A Away 
 N Neutral

# California

Through Games Of Feb. 14, 2016

Average RPI Win:	130	WON-LOST	WINNING	LAST 10	STRENGTH OF	OPP. STRENGTH	TEAM	ADJ.	CONF.	ADJ CONF.
Average RPI Loss:	33	RECORD	PCT. RANK	GAMES	SCHEDULE	OF SCHEDULE	RPI	RPI	RPI	RPI
DIV. I ONLY	12- 13	185	2- 8	13	3	77	77	1	1	
DIV. I NON-CONF.	8- 2	51	0- 0	57	44	40	40	1	1	
TOTALS	RPI 1-25	RPI 26-50	W-L RECORDS	RPI 51-100	RPI 101-150	RPI 150+				
12- 13	2- 7	0- 2	OVERALL	4- 3	1- 1	5- 0				
9- 5	1- 2	0- 1	HOME	3- 2	1- 0	4- 0				
2- 7	1- 1	0- 0	AWAY	0- 0	0- 0	1- 0				
1- 1	0- 1	0- 0	NEUTRAL	1- 0	0- 0	0- 0				
8- 2	1- 1	0- 0	NON-CONFERENCE	3- 1	0- 0	4- 0				
5- 1	0- 0	0- 0	HOME	2- 1	0- 0	3- 0				
2- 0	1- 0	0- 0	AWAY	0- 0	0- 0	1- 0				
1- 1	0- 1	0- 0	NEUTRAL	1- 0	0- 0	0- 0				
4- 11	1- 6	0- 2	CONFERENCE	1- 2	1- 1	1- 0				
4- 4	1- 2	0- 1	HOME	1- 1	1- 0	1- 0				
0- 7	0- 4	0- 1	AWAY	0- 1	0- 1	0- 0				
0- 0	0- 0	0- 0	NEUTRAL	0- 0	0- 0	0- 0				

RPI S Opponent Score	RPI S Opponent Score	RPI S Opponent Score	RPI S Opponent Score
6 A Stanford 46 53	30 H Washington 65 75	57 H St. Mary's (CA) 63 64	113 A Arizona 52 57
6 H Stanford 55 60	39 A Southern California 47 61	59 A Oregon 59 69	113 H Arizona 75 56
7 A Arizona St. 49 57		66 H UC Riverside 64 58	179 H Colorado 64 35
7 H Arizona St. 49 64		68 H Nebraska 87 80	187 H Sacramento St. 117 99
9 A Oregon St. 48 70		70 H Utah 79 84	196 H Cal Poly 82 57
10 A UCLA 56 75		73 H Washington St. 74 71	267 A Austin Peay 67 58
10 H UCLA 108 104		98 N Liberty 77 72	288 H CSUN 106 44
14 N Texas A&M 58 75			
18 A Louisville 75 71			
LAST 12 Division I GAMES:			
113 H Arizona 75 56	39 A Southern California 47 61	10 A UCLA 56 75	
7 H Arizona St. 49 64	59 A Oregon 59 69	9 A Oregon St. 48 70	
6 H Stanford 55 60	70 H Utah 79 84	73 H Washington St. 74 71	
6 A Stanford 46 53	179 H Colorado 64 35		
30 H Washington 65 75			
73 H Washington St. 74 71			

Non-Div I Games:

California

Loss, Non-Conf, S Site, H Home A Away N Neutral



Average RPI Win:	312	WON-LOST	WINNING	LAST 10	STRENGTH OF	OPP. STRENGTH	TEAM	ADJ.	CONF.	ADJ CONF.
Average RPI Loss:	186	RECORD	PCT. RANK	GAMES	SCHEDULE	OF SCHEDULE	RPI	RPI	RPI	RPI
DIV. I ONLY	9- 13	228	3- 7	313	338	284	284	27	27	
DIV. I NON-CONF.	5- 3	118	0- 0	300	347	191	191	29	29	
TOTALS	RPI 1-25	RPI 26-50	W-L RECORDS	RPI 51-100	RPI 101-150	RPI 150+				
9- 13	0- 0	0- 0	OVERALL	0- 2	0- 4	9- 7				
5- 5	0- 0	0- 0	HOME	0- 1	0- 1	5- 3				
4- 7	0- 0	0- 0	AWAY	0- 1	0- 2	4- 4				
0- 1	0- 0	0- 0	NEUTRAL	0- 0	0- 1	0- 0				
5- 3	0- 0	0- 0	NON-CONFERENCE	0- 0	0- 3	5- 0				
3- 0	0- 0	0- 0	HOME	0- 0	0- 0	3- 0				
2- 2	0- 0	0- 0	AWAY	0- 0	0- 2	2- 0				
0- 1	0- 0	0- 0	NEUTRAL	0- 0	0- 1	0- 0				
4- 10	0- 0	0- 0	CONFERENCE	0- 2	0- 1	4- 7				
2- 5	0- 0	0- 0	HOME	0- 1	0- 1	2- 3				
2- 5	0- 0	0- 0	AWAY	0- 1	0- 0	2- 4				
0- 0	0- 0	0- 0	NEUTRAL	0- 0	0- 0	0- 0				

RPI S	Opponent	Score	RPI S	Opponent	Score	RPI S	Opponent	Score	RPI S	Opponent	Score	Team's RPI: 284
						98	A Liberty	55 67	105	A VCU	34 57	
						98	H Liberty	52 62	126	H UNC Asheville	58 72	
									127	N Central Ark.	34 57	
									140	A ETSU	55 70	
									202	A Radford	59 62	
									212	A Gardner-Webb	56 68	
									212	H Gardner-Webb	35 70	
									225	H Presbyterian	45 69	
									252	H High Point	55 69	
									264	H N.C. A&T	56 55	
									299	H Western Caro.	73 66	
									305	A Coastal Caro.	83 70	
									305	H Coastal Caro.	73 52	
									307	A Charleston So.	57 65	
									312	A Winthrop	49 50	
									313	A North Florida	66 55	
									316	A Longwood	73 56	
									316	H Longwood	72 65	
									339	H Mt. St. Mary's	62 53	
									348	A N.C. Central	57 48	
LAST 12 Division I GAMES:												
316	H	Longwood	72	65	225	H	Presbyterian	45	69			
98	A	Liberty	55	67	252	H	High Point	55	69			
212	A	Gardner-Webb	56	68	202	A	Radford	59	62			
305	H	Coastal Caro.	73	52	316	A	Longwood	73	56			
307	A	Charleston So.	57	65	212	H	Gardner-Webb	35	70			
312	A	Winthrop	49	50	126	H	UNC Asheville	58	72			

Non-Div I Games: UNC Pembroke

62 67

Campbell

Average RPI Win:	251	WON-LOST	WINNING	LAST 10	STRENGTH OF	OPP. STRENGTH	TEAM	ADJ.	CONF.	ADJ CONF.
Average RPI Loss:	148	RECORD	PCT. RANK	GAMES	SCHEDULE	OF SCHEDULE	RPI	RPI	RPI	RPI
DIV. I ONLY	11- 14	203	4- 6	191	237	201	201	23	23	
DIV. I NON-CONF.	5- 4	138	0- 0	69	144	96	96	24	24	
TOTALS	RPI 1-25	RPI 26-50	W-L RECORDS	RPI 51-100	RPI 101-150	RPI 150+				
11- 14	0- 1	0- 1	OVERALL	1- 0	0- 6	10- 6				
6- 5	0- 0	0- 1	HOME	1- 0	0- 2	5- 2				
5- 9	0- 1	0- 0	AWAY	0- 0	0- 4	5- 4				
0- 0	0- 0	0- 0	NEUTRAL	0- 0	0- 0	0- 0				
5- 4	0- 1	0- 1	NON-CONFERENCE	1- 0	0- 2	4- 0				
3- 1	0- 0	0- 1	HOME	1- 0	0- 0	2- 0				
2- 3	0- 1	0- 0	AWAY	0- 0	0- 2	2- 0				
0- 0	0- 0	0- 0	NEUTRAL	0- 0	0- 0	0- 0				
6- 10	0- 0	0- 0	CONFERENCE	0- 0	0- 4	6- 6				
3- 4	0- 0	0- 0	HOME	0- 0	0- 2	3- 2				
3- 6	0- 0	0- 0	AWAY	0- 0	0- 2	3- 4				
0- 0	0- 0	0- 0	NEUTRAL	0- 0	0- 0	0- 0				

RPI 1-25				RPI 26-50				RPI 51-100				RPI 101+ Team's RPI: 201			
RPI	S	Opponent	Score	RPI	S	Opponent	Score	RPI	S	Opponent	Score	RPI	S	Opponent	Score
8	A	Texas	62 92	39	H	St. Bonaventure	47 59	88	H	Bucknell	61 56	104	A	Youngstown St.	51 53
												108	A	Quinnipiac	54 63
												108	H	Quinnipiac	68 80
												110	A	Iona	56 79
												110	H	Iona	76 79
												134	A	Buffalo	40 54
												172	A	Northeastern	68 57
												183	H	Marist	71 69
												211	A	Fairfield	48 52
												211	H	Fairfield	50 51
												216	A	Siena	57 61
												216	H	Siena	52 58
												228	A	Manhattan	55 77
												232	H	Binghamton	80 50
												271	H	Saint Francis (PA)	77 52
												273	A	Monmouth	75 79
												278	A	Lamar	57 55
												287	A	Rider	73 64
												287	H	Rider	60 49
												302	A	Niagara	68 66
												333	A	Saint Peter's	60 53
												333	H	Saint Peter's	54 42
LAST 12 Division I GAMES:															
183	H	Marist	71 69	211	A	Fairfield	48 52								
287	H	Rider	60 49	216	A	Siena	57 61								
273	A	Monmouth	75 79	108	H	Quinnipiac	68 80								
228	A	Manhattan	55 77	333	H	Saint Peter's	54 42								
110	H	Iona	76 79	110	A	Iona	56 79								
302	A	Niagara	68 66	108	A	Quinnipiac	54 63								

Non-Div I Games:

Canisius

■ Loss, 
 ■ Non-Conf, 
 S Site, 
 ■ Home 
 ■ Away 
 N Neutral

Central Ark.

Through Games Of Feb. 14, 2016

Average RPI Win:	281	WON-LOST	WINNING	LAST 10	STRENGTH OF	OPP. STRENGTH	TEAM	ADJ.	CONF.	ADJ CONF.
Average RPI Loss:	66	RECORD	PCT. RANK	GAMES	SCHEDULE	OF SCHEDULE	RPI	RPI	RPI	RPI
DIV. I ONLY	16- 3	17	9- 1	323	288	127	127	28	28	
DIV. I NON-CONF.	6- 1	27	0- 0	287	317	95	95	26	26	
TOTALS	RPI 1-25	RPI 26-50	W-L RECORDS	RPI 51-100	RPI 101-150	RPI 150+				
16- 3	0- 1	0- 0	OVERALL	0- 1	1- 1	15- 0				
6- 2	0- 0	0- 0	HOME	0- 1	0- 1	6- 0				
8- 1	0- 0	0- 0	AWAY	0- 0	1- 0	7- 0				
2- 0	0- 0	0- 0	NEUTRAL	0- 0	0- 0	2- 0				
6- 1	0- 1	0- 0	NON-CONFERENCE	0- 0	0- 0	6- 0				
2- 0	0- 0	0- 0	HOME	0- 0	0- 0	2- 0				
2- 1	0- 1	0- 0	AWAY	0- 0	0- 0	2- 0				
2- 0	0- 0	0- 0	NEUTRAL	0- 0	0- 0	2- 0				
10- 2	0- 0	0- 0	CONFERENCE	0- 1	1- 1	9- 0				
4- 2	0- 0	0- 0	HOME	0- 1	0- 1	4- 0				
6- 0	0- 0	0- 0	AWAY	0- 0	1- 0	5- 0				
0- 0	0- 0	0- 0	NEUTRAL	0- 0	0- 0	0- 0				

RPI 1-25				RPI 26-50				RPI 51-100				RPI 101+ Team's RPI: 127			
RPI	S	Opponent	Score	RPI	S	Opponent	Score	RPI	S	Opponent	Score	RPI	S	Opponent	Score
15	A	Tennessee	47 102					60	H	Abilene Christian	49 61	124	A	Northwestern St.	74 49
												124	H	Northwestern St.	56 60
												198	A	Southeast Mo. St.	63 54
												234	A	Stephen F. Austin	55 53
												246	H	Houston Baptist	45 44
												266	A	Murray St.	61 51
												266	H	Murray St.	50 40
												278	H	Lamar	74 49
												284	N	Campbell	57 34
												306	H	Southeastern La.	80 58
												311	N	South Carolina St.	51 38
												321	A	Incarinate Word	76 57
												324	A	Nicholls St.	71 65
												326	A	A&M-Corpus Christi	66 55
												327	H	Alcorn	58 35
												340	A	New Orleans	59 44
												340	H	New Orleans	67 55
LAST 12 Division I GAMES:															
321	A	Incarinate Word	76 57	340	A	New Orleans	59 44								
124	H	Northwestern St.	56 60	246	H	Houston Baptist	45 44								
340	H	New Orleans	67 55	278	H	Lamar	74 49								
306	H	Southeastern La.	80 58	234	A	Stephen F. Austin	55 53								
124	A	Northwestern St.	74 49	326	A	A&M-Corpus Christi	66 55								
324	A	Nicholls St.	71 65	60	H	Abilene Christian	49 61								

Non-Div I Games: Central Baptist 70 37 Hendrix 72 43 Crowley's Ridge 93 38 Jarvis Christian 77 23  
Central Ark.

Loss, Non-Conf, S Site, H Home A Away N Neutral

Average RPI Win:	279	WON-LOST	WINNING	LAST 10	STRENGTH OF	OPP. STRENGTH	TEAM	ADJ.	CONF.	ADJ CONF.
Average RPI Loss:	199	RECORD	PCT. RANK	GAMES	SCHEDULE	OF SCHEDULE	RPI	RPI	RPI	RPI
DIV. I ONLY	9- 15	245	6- 4	283	330	276	276	31	31	
DIV. I NON-CONF.	3- 8	258	0- 0	238	174	277	277	32	32	
TOTALS	RPI 1-25	RPI 26-50	W-L RECORDS	RPI 51-100	RPI 101-150	RPI 150+				
9- 15	0- 1	0- 0	OVERALL	0- 2	0- 1	9- 11				
6- 4	0- 0	0- 0	HOME	0- 0	0- 0	6- 4				
3- 11	0- 1	0- 0	AWAY	0- 2	0- 1	3- 7				
0- 0	0- 0	0- 0	NEUTRAL	0- 0	0- 0	0- 0				
3- 8	0- 1	0- 0	NON-CONFERENCE	0- 2	0- 1	3- 4				
3- 1	0- 0	0- 0	HOME	0- 0	0- 0	3- 1				
0- 7	0- 1	0- 0	AWAY	0- 2	0- 1	0- 3				
0- 0	0- 0	0- 0	NEUTRAL	0- 0	0- 0	0- 0				
6- 7	0- 0	0- 0	CONFERENCE	0- 0	0- 0	6- 7				
3- 3	0- 0	0- 0	HOME	0- 0	0- 0	3- 3				
3- 4	0- 0	0- 0	AWAY	0- 0	0- 0	3- 4				
0- 0	0- 0	0- 0	NEUTRAL	0- 0	0- 0	0- 0				

RPI 1-25				RPI 26-50				RPI 51-100				RPI 101+ Team's RPI: 276			
RPI	S	Opponent	Score	RPI	S	Opponent	Score	RPI	S	Opponent	Score	RPI	S	Opponent	Score
11	A	Maryland	43 86					74	A	Army West Point	52 81	131	A	Penn St.	47 73
								76	A	Maine	42 62	163	A	Fordham	48 63
												193	A	Robert Morris	55 72
												193	H	Robert Morris	48 39
												206	A	Hartford	41 49
												223	A	Bryant	56 70
												223	H	Bryant	53 65
												235	H	Dartmouth	59 55
												239	H	Massachusetts	78 68
												242	H	New Hampshire	50 64
												250	A	Sacred Heart	69 79
												250	H	Sacred Heart	57 61
												271	A	Saint Francis (PA)	79 59
												271	H	Saint Francis (PA)	66 51
												290	A	Vermont	63 79
												303	A	Fairleigh Dickinson	78 75
												314	H	UMass Lowell	64 53
												320	H	LIU Brooklyn	45 59
												339	A	Mt. St. Mary's	48 54
												343	A	Wagner	62 52
												345	H	St. Francis Brooklyn	65 61
LAST 12 Division I GAMES:															
250	A	Sacred Heart	69 79	271	H	Saint Francis (PA)	66 51								
193	A	Robert Morris	55 72	250	H	Sacred Heart	57 61								
271	A	Saint Francis (PA)	79 59	343	A	Wagner	62 52								
223	H	Bryant	53 65	303	A	Fairleigh Dickinson	78 75								
345	H	St. Francis Brooklyn	65 61	339	A	Mt. St. Mary's	48 54								
193	H	Robert Morris	48 39	320	H	LIU Brooklyn	45 59								

Non-Div I Games:

Central Conn. St.

■ Loss, 
 ■ Non-Conf, 
 ■ S Site, 
 ■ H Home 
 ■ A Away 
 N Neutral

Average RPI Win:	193	WON-LOST	WINNING	LAST 10	STRENGTH OF	OPP. STRENGTH	TEAM	ADJ.	CONF.	ADJ CONF.
Average RPI Loss:	107	RECORD	PCT. RANK	GAMES	SCHEDULE	OF SCHEDULE	RPI	RPI	RPI	RPI
DIV. I ONLY	17- 7	63	9- 1	117	154	69	69	11	11	
DIV. I NON-CONF.	6- 5	146	0- 0	124	116	129	129	13	13	
TOTALS	RPI 1-25	RPI 26-50	W-L RECORDS	RPI 51-100	RPI 101-150	RPI 150+				
17- 7	0- 1	0- 1	OVERALL	2- 1	4- 2	11- 2				
9- 2	0- 1	0- 0	HOME	1- 0	2- 1	6- 0				
7- 5	0- 0	0- 1	AWAY	1- 1	2- 1	4- 2				
1- 0	0- 0	0- 0	NEUTRAL	0- 0	0- 0	1- 0				
6- 5	0- 1	0- 0	NON-CONFERENCE	1- 1	0- 1	5- 2				
3- 2	0- 1	0- 0	HOME	1- 0	0- 1	2- 0				
2- 3	0- 0	0- 0	AWAY	0- 1	0- 0	2- 2				
1- 0	0- 0	0- 0	NEUTRAL	0- 0	0- 0	1- 0				
11- 2	0- 0	0- 1	CONFERENCE	1- 0	4- 1	6- 0				
6- 0	0- 0	0- 0	HOME	0- 0	2- 0	4- 0				
5- 2	0- 0	0- 1	AWAY	1- 0	2- 1	2- 0				
0- 0	0- 0	0- 0	NEUTRAL	0- 0	0- 0	0- 0				

RPI 1-25				RPI 26-50				RPI 51-100 Team's RPI: 69				RPI 101+			
RPI	S	Opponent	Score	RPI	S	Opponent	Score	RPI	S	Opponent	Score	RPI	S	Opponent	Score
21	H	Duquesne	49 68	28	A	Ohio	84 86	72	H	Middle Tenn.	81 59	106	A	Eastern Mich.	66 65
								80	A	Ball St.	74 65	109	H	Memphis	61 64
								86	A	Saint Joseph's	66 76	118	H	Western Mich.	53 51
												119	A	Akron	97 77
												119	H	Akron	81 60
												134	A	Buffalo	61 67
												165	H	SIUE	78 65
												166	A	Illinois	69 74
												167	A	Loyola Chicago	68 59
												199	A	Oakland	110 87
												208	A	Ill.-Chicago	63 66
												233	H	Indiana St.	85 65
												251	H	Bowling Green	76 75
												257	A	Northern Ill.	73 67
												257	H	Northern Ill.	95 63
												263	A	Miami (OH)	72 58
												263	H	Miami (OH)	77 54
												287	N	Rider	76 58
												317	H	Kent St.	81 61
LAST 12 Division I GAMES:															
257	A	Northern Ill.	73 67	119	H	Akron	81 60								
80	A	Ball St.	74 65	263	A	Miami (OH)	72 58								
251	H	Bowling Green	76 75	28	A	Ohio	84 86								
106	A	Eastern Mich.	66 65	257	H	Northern Ill.	95 63								
263	H	Miami (OH)	77 54	119	A	Akron	97 77								
118	H	Western Mich.	53 51	134	A	Buffalo	61 67								

Non-Div I Games:

Central Mich.

■ Loss, 
 ■ Non-Conf, S Site, 
 ■ Home 
 ■ Away 
 N Neutral

Average RPI Win: 300				WON-LOST		WINNING		LAST 10		STRENGTH OF		OPP. STRENGTH		TEAM		ADJ.		CONF.		ADJ CONF.	
Average RPI Loss: 193				RECORD		PCT. RANK		GAMES		SCHEDULE		OF SCHEDULE		RPI		RPI		RPI		RPI	
DIV. I ONLY				8- 13		243		3- 7		338		241		307		307		27		27	
DIV. I NON-CONF.				2- 4		234		0- 0		349		67		342		342		29		29	
TOTALS				RPI 1-25		RPI 26-50		W-L RECORDS		RPI 51-100		RPI 101-150		RPI 150+							
8- 13				0- 0		0- 0		OVERALL		0- 3		0- 1		8- 9							
5- 5				0- 0		0- 0		HOME		0- 1		0- 1		5- 3							
3- 8				0- 0		0- 0		AWAY		0- 2		0- 0		3- 6							
0- 0				0- 0		0- 0		NEUTRAL		0- 0		0- 0		0- 0							
2- 4				0- 0		0- 0		NON-CONFERENCE		0- 1		0- 0		2- 3							
2- 0				0- 0		0- 0		HOME		0- 0		0- 0		2- 0							
0- 4				0- 0		0- 0		AWAY		0- 1		0- 0		0- 3							
0- 0				0- 0		0- 0		NEUTRAL		0- 0		0- 0		0- 0							
6- 9				0- 0		0- 0		CONFERENCE		0- 2		0- 1		6- 6							
3- 5				0- 0		0- 0		HOME		0- 1		0- 1		3- 3							
3- 4				0- 0		0- 0		AWAY		0- 1		0- 0		3- 3							
0- 0				0- 0		0- 0		NEUTRAL		0- 0		0- 0		0- 0							

RPI 1-25				RPI 26-50				RPI 51-100				RPI 101+				Team's RPI: 307	
RPI	S	Opponent	Score	RPI	S	Opponent	Score	RPI	S	Opponent	Score	RPI	S	Opponent	Score		
								94	A	Virginia	65 85	126	H	UNC Asheville	50 58		
								98	A	Liberty	40 51	200	A	Col. of Charleston	66 81		
								98	H	Liberty	49 59	202	A	Radford	40 55		
												202	H	Radford	50 61		
												212	A	Gardner-Webb	55 63		
												225	A	Presbyterian	37 52		
												225	H	Presbyterian	49 63		
												241	A	Clemson	36 43		
												252	A	High Point	64 62		
												277	A	Ga. Southern	51 64		
												284	H	Campbell	65 57		
												299	H	Western Caro.	80 59		
												305	H	Coastal Caro.	62 73		
												310	H	Wofford	74 64		
												312	A	Winthrop	58 50		
												312	H	Winthrop	54 51		
												316	A	Longwood	63 54		
												316	H	Longwood	66 58		
LAST 12 Division I GAMES:																	
				202	H	Radford	50 61	202	A	Radford	40 55						
				225	A	Presbyterian	37 52	305	H	Coastal Caro.	62 73						
				316	H	Longwood	66 58	212	A	Gardner-Webb	55 63						
				98	H	Liberty	49 59	126	H	UNC Asheville	50 58						
				312	A	Winthrop	58 50	252	A	High Point	64 62						
				284	H	Campbell	65 57	225	H	Presbyterian	49 63						

Non-Div I Games:	Paine	69	62	Columbia Int'l	67	35	Warner	73	53
------------------	-------	----	----	----------------	----	----	--------	----	----

Charleston So.

Loss, Non-Conf, S Site, H Home A Away N Neutral

Average RPI Win:	197	WON-LOST	WINNING	LAST 10	STRENGTH OF	OPP. STRENGTH	TEAM	ADJ.	CONF.	ADJ CONF.
Average RPI Loss:	87	RECORD	PCT. RANK	GAMES	SCHEDULE	OF SCHEDULE	RPI	RPI	RPI	RPI
DIV. I ONLY	14- 9	107	6- 4	108	134	90	90	12	12	
DIV. I NON-CONF.	7- 4	110	0- 0	58	187	69	69	10	10	
TOTALS	RPI 1-25	RPI 26-50	W-L RECORDS	RPI 51-100	RPI 101-150	RPI 150+				
14- 9	0- 0	0- 4	OVERALL	1- 2	2- 1	11- 2				
8- 2	0- 0	0- 1	HOME	1- 0	0- 0	7- 1				
5- 7	0- 0	0- 3	AWAY	0- 2	1- 1	4- 1				
1- 0	0- 0	0- 0	NEUTRAL	0- 0	1- 0	0- 0				
7- 4	0- 0	0- 3	NON-CONFERENCE	1- 1	1- 0	5- 0				
4- 1	0- 0	0- 1	HOME	1- 0	0- 0	3- 0				
2- 3	0- 0	0- 2	AWAY	0- 1	0- 0	2- 0				
1- 0	0- 0	0- 0	NEUTRAL	0- 0	1- 0	0- 0				
7- 5	0- 0	0- 1	CONFERENCE	0- 1	1- 1	6- 2				
4- 1	0- 0	0- 0	HOME	0- 0	0- 0	4- 1				
3- 4	0- 0	0- 1	AWAY	0- 1	1- 1	2- 1				
0- 0	0- 0	0- 0	NEUTRAL	0- 0	0- 0	0- 0				

RPI 1-25			RPI 26-50			RPI 51-100			Team's RPI: 90			RPI 101+			
RPI	S	Opponent	Score	RPI	S	Opponent	Score	RPI	S	Opponent	Score	RPI	S	Opponent	Score
				29	H	Miami (FL)	70 77	72	A	Middle Tenn.	67 72	120	N	Mercer	72 62
				33	A	Missouri	71 88	80	H	Ball St.	72 66	141	A	UAB	57 75
				46	A	North Carolina St.	65 72	93	A	Elon	83 90	143	A	Marshall	64 61
				49	A	Western Ky.	66 77					151	H	Southern Miss.	80 59
												155	A	Davidson	99 88
												161	A	Old Dominion	85 94
												161	H	Old Dominion	59 71
												171	H	Fla. Atlantic	85 79
												176	H	Louisiana Tech	63 58
												193	H	Robert Morris	94 73
												200	H	Col. of Charleston	89 61
												226	A	North Texas	82 70
												240	A	Rice	69 58
												268	A	Georgia St.	83 71
												289	H	FIU	87 74
												348	H	N.C. Central	67 52
LAST 12 Division I GAMES:															
				226	A	North Texas	82 70	143	A	Marshall	64 61				
				240	A	Rice	69 58	141	A	UAB	57 75				
				161	A	Old Dominion	85 94	72	A	Middle Tenn.	67 72				
				171	H	Fla. Atlantic	85 79	176	H	Louisiana Tech	63 58				
				289	H	FIU	87 74	151	H	Southern Miss.	80 59				
				49	A	Western Ky.	66 77	161	H	Old Dominion	59 71				

Non-Div I Games:

Charlotte

■ Loss, 
 ■ Non-Conf, S Site, 
 ■ Home 
 ■ Away 
 N Neutral

## Chattanooga

Through Games Of Feb. 14, 2016

Average RPI Win:	204	WON-LOST	WINNING	LAST 10	STRENGTH OF	OPP. STRENGTH	TEAM	ADJ.	CONF.	ADJ CONF.
Average RPI Loss:	51	RECORD	PCT. RANK	GAMES	SCHEDULE	OF SCHEDULE	RPI	RPI	RPI	RPI
DIV. I ONLY	18- 7	59	8- 2	124	105	61	61	17	17	
DIV. I NON-CONF.	9- 5	109	1- 0	18	27	39	39	16	16	
TOTALS	RPI 1-25	RPI 26-50	W-L RECORDS	RPI 51-100	RPI 101-150	RPI 150+				
18- 7	0- 3	1- 2	OVERALL	2- 0	2- 2	13- 0				
11- 1	0- 1	1- 0	HOME	2- 0	1- 0	7- 0				
6- 6	0- 2	0- 2	AWAY	0- 0	1- 2	5- 0				
1- 0	0- 0	0- 0	NEUTRAL	0- 0	0- 0	1- 0				
9- 5	0- 3	1- 2	NON-CONFERENCE	2- 0	1- 0	5- 0				
7- 1	0- 1	1- 0	HOME	2- 0	1- 0	3- 0				
1- 4	0- 2	0- 2	AWAY	0- 0	0- 0	1- 0				
1- 0	0- 0	0- 0	NEUTRAL	0- 0	0- 0	1- 0				
9- 2	0- 0	0- 0	CONFERENCE	0- 0	1- 2	8- 0				
4- 0	0- 0	0- 0	HOME	0- 0	0- 0	4- 0				
5- 2	0- 0	0- 0	AWAY	0- 0	1- 2	4- 0				
0- 0	0- 0	0- 0	NEUTRAL	0- 0	0- 0	0- 0				

RPI S	Opponent	Score	RPI S	Opponent	Score	RPI S	Opponent	Score	RPI S	Opponent	Score
2	H UConn	31 79	43	A South Fla.	33 61	99	H Belmont	62 53	117	H Harvard	62 58
6	A Stanford	30 73	44	H Arkansas St.	55 54	100	H UT Martin	61 46	120	A Mercer	44 67
15	A Tennessee	57 59	47	A Indiana	43 54				122	A Samford	43 48
									140	A ETSU	65 57
									151	H Southern Miss.	53 48
									168	H McNeese St.	68 53
									174	N East Carolina	72 61
									194	H Butler	60 49
									215	A Furman	56 50
									215	H Furman	61 46
									261	A UNCW	61 33
									292	A UNCG	74 53
									292	H UNCG	72 61
									299	A Western Caro.	65 51
									299	H Western Caro.	77 59
									310	A Wofford	53 40
									310	H Wofford	65 48
LAST 12 Division I GAMES:											
299	A Western Caro.	65 51	120	A Mercer	44 67						
292	A UNCG	74 53	292	H UNCG	72 61						
310	H Wofford	65 48	299	H Western Caro.	77 59						
215	H Furman	61 46	215	A Furman	56 50						
140	A ETSU	65 57	310	A Wofford	53 40						
122	A Samford	43 48	117	H Harvard	62 58						

Non-Div I Games:

Chattanooga

■ Loss, 
 ■ Non-Conf, S Site, 
 ■ Home 
 ■ Away 
 N Neutral



Average RPI Win:	291	WON-LOST	WINNING	LAST 10	STRENGTH OF	OPP. STRENGTH	TEAM	ADJ.	CONF.	ADJ CONF.
Average RPI Loss:	199	RECORD	PCT. RANK	GAMES	SCHEDULE	OF SCHEDULE	RPI	RPI	RPI	RPI
DIV. I ONLY	4- 20	323	2- 8	292	266	336	336	25	25	
DIV. I NON-CONF.	2- 12	311	0- 2	292	274	338	338	25	25	
TOTALS	RPI 1-25	RPI 26-50	W-L RECORDS	RPI 51-100	RPI 101-150	RPI 150+				
4- 20	0- 1	0- 1	OVERALL	0- 0	0- 3	4- 15				
3- 9	0- 0	0- 1	HOME	0- 0	0- 1	3- 7				
1- 11	0- 1	0- 0	AWAY	0- 0	0- 2	1- 8				
0- 0	0- 0	0- 0	NEUTRAL	0- 0	0- 0	0- 0				
2- 12	0- 1	0- 1	NON-CONFERENCE	0- 0	0- 1	2- 9				
1- 6	0- 0	0- 1	HOME	0- 0	0- 0	1- 5				
1- 6	0- 1	0- 0	AWAY	0- 0	0- 1	1- 4				
0- 0	0- 0	0- 0	NEUTRAL	0- 0	0- 0	0- 0				
2- 8	0- 0	0- 0	CONFERENCE	0- 0	0- 2	2- 6				
2- 3	0- 0	0- 0	HOME	0- 0	0- 1	2- 2				
0- 5	0- 0	0- 0	AWAY	0- 0	0- 1	0- 4				
0- 0	0- 0	0- 0	NEUTRAL	0- 0	0- 0	0- 0				

RPI 1-25				RPI 26-50				RPI 51-100				RPI 101+ Team's RPI: 336			
RPI	S	Opponent	Score	RPI	S	Opponent	Score	RPI	S	Opponent	Score	RPI	S	Opponent	Score
20	A	DePaul	42 88	48	H	Kansas St.	54 63					101	A	New Mexico St.	63 76
												101	H	New Mexico St.	60 70
												118	A	Western Mich.	56 65
												166	A	Illinois	36 67
												184	H	Milwaukee	48 55
												199	H	Oakland	51 74
												204	H	UTRGV	56 64
												208	H	Ill.-Chicago	47 51
												222	A	Utah Valley	46 74
												227	A	Western Ill.	50 88
												230	A	Grand Canyon	36 74
												245	A	CSU Bakersfield	43 76
												245	H	CSU Bakersfield	61 74
												255	A	Seattle	45 59
												255	H	Seattle	57 49
												257	H	Northern Ill.	50 68
												295	H	UMKC	77 72
												296	H	Morehead St.	75 71
												298	H	Bradley	60 66
												315	A	Illinois St.	53 57
												319	A	Jackson St.	76 59
												328	A	IPFW	51 62
LAST 12 Division I GAMES:															
101	A	New Mexico St.	63 76	101	H	New Mexico St.	60 70								
245	H	CSU Bakersfield	61 74	204	H	UTRGV	56 64								
255	H	Seattle	57 49	255	A	Seattle	45 59								
295	H	UMKC	77 72	245	A	CSU Bakersfield	43 76								
222	A	Utah Valley	46 74	184	H	Milwaukee	48 55								
230	A	Grand Canyon	36 74	257	H	Northern Ill.	50 68								

Non-Div I Games:

Chicago St.

■ Loss, 
 ■ Non-Conf, S Site, 
 ■ Home 
 ■ Away 
 N Neutral

Average RPI Win:	247	WON-LOST	WINNING	LAST 10	STRENGTH OF	OPP. STRENGTH	TEAM	ADJ.	CONF.	ADJ CONF.
Average RPI Loss:	89	RECORD	PCT. RANK	GAMES	SCHEDULE	OF SCHEDULE	RPI	RPI	RPI	RPI
DIV. I ONLY	7- 17	277	2- 8	79	82	219	219	8	8	
DIV. I NON-CONF.	4- 7	222	0- 0	31	103	178	178	7	7	
TOTALS	RPI 1-25	RPI 26-50	W-L RECORDS	RPI 51-100	RPI 101-150	RPI 150+				
7- 17	0- 3	0- 4	OVERALL	0- 3	0- 3	7- 4				
5- 8	0- 2	0- 1	HOME	0- 2	0- 1	5- 2				
2- 7	0- 0	0- 2	AWAY	0- 1	0- 2	2- 2				
0- 2	0- 1	0- 1	NEUTRAL	0- 0	0- 0	0- 0				
4- 7	0- 2	0- 2	NON-CONFERENCE	0- 1	0- 1	4- 1				
4- 2	0- 1	0- 0	HOME	0- 1	0- 0	4- 0				
0- 3	0- 0	0- 1	AWAY	0- 0	0- 1	0- 1				
0- 2	0- 1	0- 1	NEUTRAL	0- 0	0- 0	0- 0				
3- 10	0- 1	0- 2	CONFERENCE	0- 2	0- 2	3- 3				
1- 6	0- 1	0- 1	HOME	0- 1	0- 1	1- 2				
2- 4	0- 0	0- 1	AWAY	0- 1	0- 1	2- 1				
0- 0	0- 0	0- 0	NEUTRAL	0- 0	0- 0	0- 0				

RPI 1-25				RPI 26-50				RPI 51-100				RPI 101+				Team's RPI: 219	
RPI	S	Opponent	Score	RPI	S	Opponent	Score	RPI	S	Opponent	Score	RPI	S	Opponent	Score		
2	H	UConn	45 107	26	A	Georgia	42 60	63	A	Temple	51 74	109	A	Memphis	51 54		
4	N	Baylor	34 72	31	N	Michigan St.	63 103	63	H	Temple	49 74	109	H	Memphis	47 64		
5	H	Ohio St.	76 105	43	A	South Fla.	49 82	100	H	UT Martin	57 63	138	A	Xavier	56 65		
				43	H	South Fla.	51 78					154	H	Northern Ky.	71 68		
												158	H	SMU	55 73		
												174	A	East Carolina	60 63		
												178	A	Detroit	68 77		
												185	A	Tulsa	55 53		
												251	H	Bowling Green	54 51		
												258	H	Houston	56 50		
												270	A	UCF	68 50		
												270	H	UCF	60 80		
												271	H	Saint Francis (PA)	93 86		
												338	H	Eastern Ill.	70 57		
LAST 12 Division I GAMES:																	
				43	H	South Fla.	51 78	174	A	East Carolina	60 63						
				63	H	Temple	49 74	270	H	UCF	60 80						
				109	A	Memphis	51 54	185	A	Tulsa	55 53						
				43	A	South Fla.	49 82	63	A	Temple	51 74						
				258	H	Houston	56 50	109	H	Memphis	47 64						
				158	H	SMU	55 73	270	A	UCF	68 50						

Non-Div I Games:

Cincinnati

■ Loss, 
■ Non-Conf, 
■ S Site, 
■ H Home 
■ A Away 
N Neutral

Average RPI Win:	255	WON-LOST	WINNING	LAST 10	STRENGTH OF	OPP. STRENGTH	TEAM	ADJ.	CONF.	ADJ CONF.
Average RPI Loss:	108	RECORD	PCT. RANK	GAMES	SCHEDULE	OF SCHEDULE	RPI	RPI	RPI	RPI
DIV. I ONLY	4- 21	327	0- 10	44	114	241	241	5	5	
DIV. I NON-CONF.	4- 9	245	0- 0	128	338	256	256	5	5	
TOTALS	RPI 1-25	RPI 26-50	W-L RECORDS	RPI 51-100	RPI 101-150	RPI 150+				
4- 21	0- 5	0- 1	OVERALL	0- 5	1- 5	3- 5				
3- 10	0- 2	0- 1	HOME	0- 2	1- 2	2- 3				
1- 9	0- 3	0- 0	AWAY	0- 3	0- 2	1- 1				
0- 2	0- 0	0- 0	NEUTRAL	0- 0	0- 1	0- 1				
4- 9	0- 1	0- 0	NON-CONFERENCE	0- 2	1- 1	3- 5				
3- 4	0- 1	0- 0	HOME	0- 0	1- 0	2- 3				
1- 3	0- 0	0- 0	AWAY	0- 2	0- 0	1- 1				
0- 2	0- 0	0- 0	NEUTRAL	0- 0	0- 1	0- 1				
0- 12	0- 4	0- 1	CONFERENCE	0- 3	0- 4	0- 0				
0- 6	0- 1	0- 1	HOME	0- 2	0- 2	0- 0				
0- 6	0- 3	0- 0	AWAY	0- 1	0- 2	0- 0				
0- 0	0- 0	0- 0	NEUTRAL	0- 0	0- 0	0- 0				

RPI 1-25				RPI 26-50				RPI 51-100				RPI 101+ Team's RPI: 241			
RPI	S	Opponent	Score	RPI	S	Opponent	Score	RPI	S	Opponent	Score	RPI	S	Opponent	Score
3	H	South Carolina	41 67	29	H	Miami (FL)	49 83	51	H	Duke	43 72	102	A	North Carolina	56 72
13	A	Florida St.	56 75					59	A	Oregon	56 69	110	A	Virginia Tech	49 79
13	H	Florida St.	40 85					76	A	Maine	42 75	116	H	Wake Forest	45 55
18	A	Louisville	33 75					84	A	Georgia Tech	48 77	126	H	UNC Asheville	67 49
19	A	Syracuse	62 83					84	H	Georgia Tech	63 76	129	H	Pittsburgh	56 59
												134	N	Buffalo	51 61
												194	N	Butler	50 54
												215	A	Furman	49 70
												221	H	William & Mary	41 58
												274	A	Tennessee Tech	71 53
												300	H	Florida A&M	68 77
												305	H	Coastal Caro.	47 63
												307	H	Charleston So.	43 36
												311	H	South Carolina St.	63 54
LAST 12 Division I GAMES:															
84	A	Georgia Tech	48 77	84	H	Georgia Tech	63 76								
116	H	Wake Forest	45 55	51	H	Duke	43 72								
13	A	Florida St.	56 75	110	A	Virginia Tech	49 79								
19	A	Syracuse	62 83	13	H	Florida St.	40 85								
129	H	Pittsburgh	56 59	29	H	Miami (FL)	49 83								
18	A	Louisville	33 75	102	A	North Carolina	56 72								

Non-Div I Games:

Clemson

■ Loss, 
■ Non-Conf, S Site, 
■ Home 
■ Away 
N Neutral

Average RPI Win:	232	WON-LOST	WINNING	LAST 10	STRENGTH OF	OPP. STRENGTH	TEAM	ADJ.	CONF.	ADJ CONF.
Average RPI Loss:	164	RECORD	PCT. RANK	GAMES	SCHEDULE	OF SCHEDULE	RPI	RPI	RPI	RPI
DIV. I ONLY	5- 18	303	1- 4	174	200	293	293	14	14	
DIV. I NON-CONF.	3- 7	248	0- 1	317	251	318	318	15	15	
TOTALS	RPI 1-25	RPI 26-50	W-L RECORDS	RPI 51-100	RPI 101-150	RPI 150+				
5- 18	0- 2	0- 0	OVERALL	0- 4	1- 1	4- 11				
4- 7	0- 1	0- 0	HOME	0- 2	1- 0	3- 4				
1- 9	0- 1	0- 0	AWAY	0- 1	0- 1	1- 6				
0- 2	0- 0	0- 0	NEUTRAL	0- 1	0- 0	0- 1				
3- 7	0- 0	0- 0	NON-CONFERENCE	0- 3	0- 1	3- 3				
2- 2	0- 0	0- 0	HOME	0- 1	0- 0	2- 1				
1- 3	0- 0	0- 0	AWAY	0- 1	0- 1	1- 1				
0- 2	0- 0	0- 0	NEUTRAL	0- 1	0- 0	0- 1				
2- 11	0- 2	0- 0	CONFERENCE	0- 1	1- 0	1- 8				
2- 5	0- 1	0- 0	HOME	0- 1	1- 0	1- 3				
0- 6	0- 1	0- 0	AWAY	0- 0	0- 0	0- 5				
0- 0	0- 0	0- 0	NEUTRAL	0- 0	0- 0	0- 0				

RPI S	Opponent	Score	RPI S	Opponent	Score	RPI S	Opponent	Score	RPI S	Opponent	Score	Team's RPI: 293
23	A Green Bay	53 71				75	N Saint Louis	65 76	104	H Youngstown St.	75 68	
23	H Green Bay	45 66				88	H Bucknell	57 59	114	A Toledo	53 66	
						91	H Wright St.	65 93	154	H Northern Ky.	51 83	
						99	A Belmont	58 76	178	A Detroit	68 82	
									178	H Detroit	60 66	
									184	A Milwaukee	58 59	
									184	H Milwaukee	46 62	
									199	A Oakland	69 79	
									199	H Oakland	88 75	
									208	A Ill.-Chicago	62 80	
									231	A Valparaiso	59 66	
									251	H Bowling Green	69 48	
									289	H FIU	64 57	
									292	N UNCG	51 55	
									302	A Niagara	72 73	
									317	A Kent St.	60 49	
									322	H Evansville	63 72	
LAST 12 Division I GAMES:												
292	N UNCG	51 55	154	H Northern Ky.	51 83							
23	A Green Bay	53 71	208	A Ill.-Chicago	62 80							
184	A Milwaukee	58 59	231	A Valparaiso	59 66							
199	H Oakland	88 75	104	H Youngstown St.	75 68							
178	H Detroit	60 66	184	H Milwaukee	46 62							
91	H Wright St.	65 93	23	H Green Bay	45 66							

Non-Div I Games:

Cleveland St.

Average RPI Win:	264	WON-LOST	WINNING	LAST 10	STRENGTH OF	OPP. STRENGTH	TEAM	ADJ.	CONF.	ADJ CONF.
Average RPI Loss:	209	RECORD	PCT. RANK	GAMES	SCHEDULE	OF SCHEDULE	RPI	RPI	RPI	RPI
DIV. I ONLY	5- 15	289	2- 8	279	310	305	305	27	27	
DIV. I NON-CONF.	2- 4	234	0- 0	284	250	273	273	29	29	
TOTALS	RPI 1-25	RPI 26-50	W-L RECORDS	RPI 51-100	RPI 101-150	RPI 150+				
5- 15	0- 0	0- 0	OVERALL	0- 2	0- 3	5- 10				
2- 5	0- 0	0- 0	HOME	0- 1	0- 1	2- 3				
3- 7	0- 0	0- 0	AWAY	0- 0	0- 1	3- 6				
0- 3	0- 0	0- 0	NEUTRAL	0- 1	0- 1	0- 1				
2- 4	0- 0	0- 0	NON-CONFERENCE	0- 1	0- 1	2- 2				
1- 0	0- 0	0- 0	HOME	0- 0	0- 0	1- 0				
1- 1	0- 0	0- 0	AWAY	0- 0	0- 0	1- 1				
0- 3	0- 0	0- 0	NEUTRAL	0- 1	0- 1	0- 1				
3- 11	0- 0	0- 0	CONFERENCE	0- 1	0- 2	3- 8				
1- 5	0- 0	0- 0	HOME	0- 1	0- 1	1- 3				
2- 6	0- 0	0- 0	AWAY	0- 0	0- 1	2- 5				
0- 0	0- 0	0- 0	NEUTRAL	0- 0	0- 0	0- 0				

RPI S	Opponent	Score	RPI S	Opponent	Score	RPI S	Opponent	Score	RPI S	Opponent	Score	Team's RPI: 305
						67 N	Hofstra	40 82	116 N	Wake Forest	52 81	
						98 H	Liberty	63 65	126 A	UNC Asheville	69 77	
									126 H	UNC Asheville	52 63	
									202 A	Radford	45 61	
									202 H	Radford	36 49	
									212 A	Gardner-Webb	59 56	
									225 A	Presbyterian	42 66	
									241 A	Clemson	63 47	
									250 N	Sacred Heart	62 71	
									252 A	High Point	52 53	
									252 H	High Point	79 53	
									271 A	Saint Francis (PA)	74 106	
									284 A	Campbell	52 73	
									284 H	Campbell	70 83	
									307 A	Charleston So.	73 62	
									310 H	Wofford	83 69	
									312 A	Winthrop	43 52	
									316 H	Longwood	48 56	
LAST 12 Division I GAMES:												
312 A	Winthrop	43 52	98 H	Liberty	63 65							
252 H	High Point	79 53	307 A	Charleston So.	73 62							
126 A	UNC Asheville	69 77	252 A	High Point	52 53							
202 H	Radford	36 49	316 H	Longwood	48 56							
284 A	Campbell	52 73	212 A	Gardner-Webb	59 56							
225 A	Presbyterian	42 66	202 A	Radford	45 61							

Non-Div I Games: Allen 86 45 Warren Wilson 100 49 Mid-Atlantic Christ105 15

Coastal Caro.

Loss, Non-Conf, S Site, H Home A Away N Neutral

Average RPI Win:	242	WON-LOST	WINNING	LAST 10	STRENGTH OF	OPP. STRENGTH	TEAM	ADJ.	CONF.	ADJ CONF.
Average RPI Loss:	115	RECORD	PCT. RANK	GAMES	SCHEDULE	OF SCHEDULE	RPI	RPI	RPI	RPI
DIV. I ONLY	9- 14	236	4- 6	135	175	200	200	13	13	
DIV. I NON-CONF.	5- 6	180	0- 0	110	255	175	175	12	12	
TOTALS	RPI 1-25	RPI 26-50	W-L RECORDS	RPI 51-100	RPI 101-150	RPI 150+				
9- 14	0- 1	0- 2	OVERALL	1- 4	0- 3	8- 4				
6- 5	0- 1	0- 1	HOME	1- 1	0- 0	5- 2				
3- 9	0- 0	0- 1	AWAY	0- 3	0- 3	3- 2				
0- 0	0- 0	0- 0	NEUTRAL	0- 0	0- 0	0- 0				
5- 6	0- 1	0- 1	NON-CONFERENCE	0- 1	0- 3	5- 0				
4- 2	0- 1	0- 1	HOME	0- 0	0- 0	4- 0				
1- 4	0- 0	0- 0	AWAY	0- 1	0- 3	1- 0				
0- 0	0- 0	0- 0	NEUTRAL	0- 0	0- 0	0- 0				
4- 8	0- 0	0- 1	CONFERENCE	1- 3	0- 0	3- 4				
2- 3	0- 0	0- 0	HOME	1- 1	0- 0	1- 2				
2- 5	0- 0	0- 1	AWAY	0- 2	0- 0	2- 2				
0- 0	0- 0	0- 0	NEUTRAL	0- 0	0- 0	0- 0				

RPI 1-25				RPI 26-50				RPI 51-100				RPI 101+ Team's RPI: 200			
RPI	S	Opponent	Score	RPI	S	Opponent	Score	RPI	S	Opponent	Score	RPI	S	Opponent	Score
18	H	Louisville	67 71	35	A	James Madison	61 83	67	H	Hofstra	58 62	110	A	Virginia Tech	47 81
				49	H	Western Ky.	44 78	87	A	Drexel	54 66	120	A	Mercer	58 66
								87	H	Drexel	49 46	137	A	Boise St.	38 61
								90	A	Charlotte	61 89	172	H	Northeastern	49 52
								93	A	Elon	41 52	173	A	Delaware	55 72
												173	H	Delaware	47 63
												192	A	Weber St.	50 42
												221	A	William & Mary	55 51
												254	H	Appalachian St.	60 50
												258	H	Houston	55 48
												261	A	UNCW	64 53
												286	A	Towson	51 62
												286	H	Towson	67 55
												307	H	Charleston So.	81 66
												312	H	Winthrop	77 63
LAST 12 Division I GAMES:															
286	A	Towson	51 62	93	A	Elon	41 52								
173	A	Delaware	55 72	261	A	UNCW	64 53								
87	H	Drexel	49 46	173	H	Delaware	47 63								
172	H	Northeastern	49 52	67	H	Hofstra	58 62								
286	H	Towson	67 55	35	A	James Madison	61 83								
221	A	William & Mary	55 51	87	A	Drexel	54 66								

Non-Div I Games:

Col. of Charleston

■ Loss, 
 ■ Non-Conf, S Site, 
 ■ Home 
 ■ Away 
 N Neutral

Average RPI Win: <b>304</b>	WON-LOST	WINNING	LAST 10	STRENGTH OF	OPP. STRENGTH	TEAM	ADJ.	CONF.	ADJ CONF.
Average RPI Loss: <b>168</b>	RECORD	PCT. RANK	GAMES	SCHEDULE	OF SCHEDULE	RPI	RPI	RPI	RPI
DIV. I ONLY	<b>4- 19</b>	<b>320</b>	<b>1- 9</b>	<b>166</b>	<b>257</b>	<b>291</b>	<b>291</b>	<b>26</b>	<b>26</b>
DIV. I NON-CONF.	<b>2- 8</b>	<b>290</b>	<b>0- 0</b>	<b>118</b>	<b>158</b>	<b>255</b>	<b>255</b>	<b>28</b>	<b>28</b>
TOTALS	RPI 1-25	RPI 26-50	W-L RECORDS	RPI 51-100	RPI 101-150	RPI 150+			
4- 19	0- 2	0- 1	OVERALL	0- 5	0- 0	4- 11			
1- 10	0- 1	0- 1	HOME	0- 3	0- 0	1- 5			
3- 9	0- 1	0- 0	AWAY	0- 2	0- 0	3- 6			
0- 0	0- 0	0- 0	NEUTRAL	0- 0	0- 0	0- 0			
2- 8	0- 2	0- 1	NON-CONFERENCE	0- 1	0- 0	2- 4			
1- 4	0- 1	0- 1	HOME	0- 1	0- 0	1- 1			
1- 4	0- 1	0- 0	AWAY	0- 0	0- 0	1- 3			
0- 0	0- 0	0- 0	NEUTRAL	0- 0	0- 0	0- 0			
2- 11	0- 0	0- 0	CONFERENCE	0- 4	0- 0	2- 7			
0- 6	0- 0	0- 0	HOME	0- 2	0- 0	0- 4			
2- 5	0- 0	0- 0	AWAY	0- 2	0- 0	2- 3			
0- 0	0- 0	0- 0	NEUTRAL	0- 0	0- 0	0- 0			

RPI 1-25				RPI 26-50				RPI 51-100				RPI 101+ Team's RPI: 291			
RPI	S	Opponent	Score	RPI	S	Opponent	Score	RPI	S	Opponent	Score	RPI	S	Opponent	Score
2	H	UConn	50 <b>94</b>	39	H	St. Bonaventure	38 <b>62</b>	74	A	Army West Point	55 <b>67</b>	153	A	Cornell	60 <b>73</b>
20	A	DePaul	46 <b>96</b>					74	H	Army West Point	55 <b>78</b>	216	H	Siena	52 50
								88	A	Bucknell	60 <b>79</b>	232	A	Binghamton	56 <b>63</b>
								88	H	Bucknell	51 <b>71</b>	243	A	Holy Cross	61 <b>70</b>
								96	H	Gonzaga	50 <b>80</b>	243	H	Holy Cross	71 <b>80</b>
												248	A	American	56 <b>64</b>
												248	H	American	37 <b>49</b>
												249	A	Navy	41 <b>51</b>
												249	H	Navy	58 <b>62</b>
												259	H	Loyola Maryland	49 <b>65</b>
												273	H	Monmouth	80 <b>86</b>
												317	A	Kent St.	71 <b>76</b>
												320	A	LIU Brooklyn	63 53
												331	A	Lafayette	72 59
												347	A	Boston U.	72 63
LAST 12 Division I GAMES:															
		88	A	Bucknell	60	<b>79</b>			347	A	Boston U.	72	63		
		74	H	Army West Point	55	<b>78</b>			88	H	Bucknell	51	<b>71</b>		
		249	H	Navy	58	<b>62</b>			74	A	Army West Point	55	<b>67</b>		
		243	A	Holy Cross	61	<b>70</b>			249	A	Navy	41	<b>51</b>		
		248	A	American	56	<b>64</b>			243	H	Holy Cross	71	<b>80</b>		
		259	H	Loyola Maryland	49	<b>65</b>			248	H	American	37	<b>49</b>		

Non-Div I Games:

Colgate

■ Loss, 
 ■ Non-Conf, 
 ■ S Site, 
 ■ H Home 
 ■ A Away 
 N Neutral

Average RPI Win:	197	WON-LOST	WINNING	LAST 10	STRENGTH OF	OPP. STRENGTH	TEAM	ADJ.	CONF.	ADJ CONF.
Average RPI Loss:	58	RECORD	PCT. RANK	GAMES	SCHEDULE	OF SCHEDULE	RPI	RPI	RPI	RPI
DIV. I ONLY	6- 19	296	1- 9	12	28	179	179	1	1	
DIV. I NON-CONF.	5- 6	180	0- 0	55	143	162	162	1	1	
TOTALS	RPI 1-25	RPI 26-50	W-L RECORDS	RPI 51-100	RPI 101-150	RPI 150+				
6- 19	0- 7	1- 3	OVERALL	0- 6	0- 2	5- 1				
6- 8	0- 3	1- 2	HOME	0- 3	0- 0	5- 0				
0- 11	0- 4	0- 1	AWAY	0- 3	0- 2	0- 1				
0- 0	0- 0	0- 0	NEUTRAL	0- 0	0- 0	0- 0				
5- 6	0- 2	0- 2	NON-CONFERENCE	0- 0	0- 1	5- 1				
5- 2	0- 1	0- 1	HOME	0- 0	0- 0	5- 0				
0- 4	0- 1	0- 1	AWAY	0- 0	0- 1	0- 1				
0- 0	0- 0	0- 0	NEUTRAL	0- 0	0- 0	0- 0				
1- 13	0- 5	1- 1	CONFERENCE	0- 6	0- 1	0- 0				
1- 6	0- 2	1- 1	HOME	0- 3	0- 0	0- 0				
0- 7	0- 3	0- 0	AWAY	0- 3	0- 1	0- 0				
0- 0	0- 0	0- 0	NEUTRAL	0- 0	0- 0	0- 0				

RPI 1-25				RPI 26-50				RPI 51-100				RPI 101+ Team's RPI: 179			
RPI	S	Opponent	Score	RPI	S	Opponent	Score	RPI	S	Opponent	Score	RPI	S	Opponent	Score
6	A	Stanford	56 71	30	H	Washington	74 76	59	A	Oregon	70 77	113	A	Arizona	52 63
7	A	Arizona St.	37 64	33	H	Missouri	75 79	59	H	Oregon	46 59	148	A	Long Beach St.	42 59
9	A	Oregon St.	50 73	39	H	Southern California	66 63	70	A	Utah	55 71	169	H	Northern Colo.	63 41
9	H	Oregon St.	47 61	45	A	Colorado St.	63 64	70	H	Utah	68 76	225	H	Presbyterian	72 60
10	H	UCLA	64 82					73	H	Washington St.	66 74	236	A	Wyoming	68 77
17	A	Kentucky	61 86					77	A	California	35 64	238	H	Loyola Marymount	92 81
22	H	Florida	61 83									239	H	Massachusetts	90 63
												269	H	Northern Ariz.	90 66
LAST 12 Division I GAMES:															
59	A	Oregon	70 77	9	H	Oregon St.	47 61								
9	A	Oregon St.	50 73	59	H	Oregon	46 59								
70	H	Utah	68 76	113	A	Arizona	52 63								
70	A	Utah	55 71	7	A	Arizona St.	37 64								
39	H	Southern California	66 63	6	A	Stanford	56 71								
10	H	UCLA	64 82	77	A	California	35 64								

Non-Div I Games:

Colorado

■ Loss, 
 ■ Non-Conf, S Site, 
 ■ Home 
 ■ Away 
 N Neutral



Average RPI Win:	215	WON-LOST	WINNING	LAST 10	STRENGTH OF	OPP. STRENGTH	TEAM	ADJ.	CONF.	ADJ CONF.
Average RPI Loss:	36	RECORD	PCT. RANK	GAMES	SCHEDULE	OF SCHEDULE	RPI	RPI	RPI	RPI
DIV. I ONLY	20- 1	5	10- 0	237	194	45	45	19	19	
DIV. I NON-CONF.	8- 1	23	0- 0	203	173	41	41	20	20	
TOTALS	RPI 1-25	RPI 26-50	W-L RECORDS	RPI 51-100	RPI 101-150	RPI 150+				
20- 1	1- 0	0- 1	OVERALL	0- 0	2- 0	17- 0				
10- 0	1- 0	0- 0	HOME	0- 0	1- 0	8- 0				
9- 1	0- 0	0- 1	AWAY	0- 0	1- 0	8- 0				
1- 0	0- 0	0- 0	NEUTRAL	0- 0	0- 0	1- 0				
8- 1	1- 0	0- 1	NON-CONFERENCE	0- 0	0- 0	7- 0				
4- 0	1- 0	0- 0	HOME	0- 0	0- 0	3- 0				
3- 1	0- 0	0- 1	AWAY	0- 0	0- 0	3- 0				
1- 0	0- 0	0- 0	NEUTRAL	0- 0	0- 0	1- 0				
12- 0	0- 0	0- 0	CONFERENCE	0- 0	2- 0	10- 0				
6- 0	0- 0	0- 0	HOME	0- 0	1- 0	5- 0				
6- 0	0- 0	0- 0	AWAY	0- 0	1- 0	5- 0				
0- 0	0- 0	0- 0	NEUTRAL	0- 0	0- 0	0- 0				

RPI 1-25				RPI 26-50				Team's RPI: 45	RPI 51-100				RPI 101+			
RPI	S	Opponent	Score	RPI	S	Opponent	Score		RPI	S	Opponent	Score	RPI	S	Opponent	Score
12	H	BYU	61 55	36	A	Penn	48 49						137	A	Boise St.	83 51
													137	H	Boise St.	68 64
													169	A	Northern Colo.	62 46
													179	H	Colorado	64 63
													182	A	UNLV	64 56
													182	H	UNLV	83 52
													189	A	San Jose St.	80 78
													189	H	San Jose St.	76 54
													207	H	Montana	75 43
													217	A	Utah St.	69 49
													218	N	Morgan St.	54 36
													236	H	Wyoming	63 42
													247	A	San Diego St.	60 57
													247	H	San Diego St.	70 54
													249	A	Navy	82 73
													308	A	Denver	74 46
													321	H	Incarinate Word	60 37
													329	A	Nevada	64 37
													342	H	Air Force	71 47
LAST 12 Division I GAMES:																
182	H	UNLV	83 52	342	H	Air Force	71 47									
137	A	Boise St.	83 51	217	A	Utah St.	69 49									
329	A	Nevada	64 37	247	A	San Diego St.	60 57									
247	H	San Diego St.	70 54	189	H	San Jose St.	76 54									
236	H	Wyoming	63 42	182	A	UNLV	64 56									
189	A	San Jose St.	80 78	137	H	Boise St.	68 64									

Non-Div I Games: Okla. Panhandle 90 45 Western St. 84 42

Colorado St.

■ Loss, 
 ■ Non-Conf, S Site, 
 ■ Home 
 ■ Away 
 N Neutral

Average RPI Win:	273	WON-LOST	WINNING	LAST 10	STRENGTH OF	OPP. STRENGTH	TEAM	ADJ.	CONF.	ADJ CONF.
Average RPI Loss:	125	RECORD	PCT. RANK	GAMES	SCHEDULE	OF SCHEDULE	RPI	RPI	RPI	RPI
DIV. I ONLY	11- 11	166	3- 7	238	230	220	220	10	10	
DIV. I NON-CONF.	10- 4	86	3- 0	310	316	166	166	11	11	
TOTALS	RPI 1-25	RPI 26-50	W-L RECORDS	RPI 51-100	RPI 101-150	RPI 150+				
11- 11	0- 1	0- 2	OVERALL	0- 0	0- 3	11- 5				
7- 5	0- 0	0- 0	HOME	0- 0	0- 2	7- 3				
4- 5	0- 1	0- 2	AWAY	0- 0	0- 0	4- 2				
0- 1	0- 0	0- 0	NEUTRAL	0- 0	0- 1	0- 0				
10- 4	0- 1	0- 0	NON-CONFERENCE	0- 0	0- 2	10- 1				
6- 1	0- 0	0- 0	HOME	0- 0	0- 1	6- 0				
4- 2	0- 1	0- 0	AWAY	0- 0	0- 0	4- 1				
0- 1	0- 0	0- 0	NEUTRAL	0- 0	0- 1	0- 0				
1- 7	0- 0	0- 2	CONFERENCE	0- 0	0- 1	1- 4				
1- 4	0- 0	0- 0	HOME	0- 0	0- 1	1- 3				
0- 3	0- 0	0- 2	AWAY	0- 0	0- 0	0- 1				
0- 0	0- 0	0- 0	NEUTRAL	0- 0	0- 0	0- 0				

RPI 1-25			RPI 26-50			RPI 51-100			RPI 101+			Team's RPI: 220
RPI	S	Opponent	Score	RPI	S	Opponent	Score	RPI	S	Opponent	Score	
7	A	Arizona St.	49 70	36	A	Penn	51 71		114	N	Toledo	75 88
				38	A	Princeton	54 86		117	H	Harvard	66 69
									139	H	Stony Brook	71 79
									153	A	Cornell	73 84
									153	H	Cornell	59 66
									156	H	Yale	77 71
									170	A	UMBC	70 68
									188	H	Brown	63 73
									191	A	Rhode Island	56 57
									232	H	Binghamton	71 64
									235	H	Dartmouth	73 76
									259	H	Loyola Maryland	63 53
									271	H	Saint Francis (PA)	82 78
									290	H	Vermont	73 56
									303	A	Fairleigh Dickinson	87 83
									314	A	UMass Lowell	67 57
									320	A	LIU Brooklyn	84 74
									341	H	NJIT	72 52
									343	H	Wagner	67 48
LAST 12 Division I GAMES:												
38	A	Princeton	54 86	153	A	Cornell	73 84					
36	A	Penn	51 71	153	H	Cornell	59 66					
188	H	Brown	63 73	341	H	NJIT	72 52					
156	H	Yale	77 71	303	A	Fairleigh Dickinson	87 83					
117	H	Harvard	66 69	343	H	Wagner	67 48					
235	H	Dartmouth	73 76	320	A	LIU Brooklyn	84 74					

Non-Div I Games: Central Penn 102 18

Columbia

■ Loss, 
 ■ Non-Conf, S Site, 
 ■ Home 
 ■ Away 
 N Neutral

Average RPI Win: <b>313</b>	WON-LOST	WINNING	LAST 10	STRENGTH OF	OPP. STRENGTH	TEAM	ADJ.	CONF.	ADJ CONF.
Average RPI Loss: <b>166</b>	RECORD	PCT. RANK	GAMES	SCHEDULE	OF SCHEDULE	RPI	RPI	RPI	RPI
DIV. I ONLY	7- 14	257	3- 6	273	287	272	272	30	30
DIV. I NON-CONF.	3- 8	258	1- 0	94	121	189	189	30	30
TOTALS	RPI 1-25	RPI 26-50	W-L RECORDS	RPI 51-100	RPI 101-150	RPI 150+			
7- 14	0- 1	0- 3	OVERALL	0- 1	0- 2	7- 7			
4- 2	0- 0	0- 0	HOME	0- 0	0- 0	4- 2			
2- 11	0- 1	0- 2	AWAY	0- 1	0- 2	2- 5			
1- 1	0- 0	0- 1	NEUTRAL	0- 0	0- 0	1- 0			
3- 8	0- 1	0- 3	NON-CONFERENCE	0- 1	0- 2	3- 1			
1- 1	0- 0	0- 0	HOME	0- 0	0- 0	1- 1			
1- 6	0- 1	0- 2	AWAY	0- 1	0- 2	1- 0			
1- 1	0- 0	0- 1	NEUTRAL	0- 0	0- 0	1- 0			
4- 6	0- 0	0- 0	CONFERENCE	0- 0	0- 0	4- 6			
3- 1	0- 0	0- 0	HOME	0- 0	0- 0	3- 1			
1- 5	0- 0	0- 0	AWAY	0- 0	0- 0	1- 5			
0- 0	0- 0	0- 0	NEUTRAL	0- 0	0- 0	0- 0			

RPI 1-25				RPI 26-50				RPI 51-100				RPI 101+				Team's RPI: 272
RPI	S	Opponent	Score	RPI	S	Opponent	Score	RPI	S	Opponent	Score	RPI	S	Opponent	Score	
19	A	Syracuse	56 88	29	A	Miami (FL)	59 78	94	A	Virginia	40 75	105	A	VCU	42 73	
				37	A	West Virginia	64 96					110	A	Virginia Tech	39 72	
				50	N	Auburn	54 69					170	H	UMBC	61 68	
												218	A	Morgan St.	51 72	
												255	A	Bethune-Cookman	56 69	
												264	H	N.C. A&T	65 59	
												286	A	Towson	81 69	
												300	A	Florida A&M	73 79	
												301	A	Savannah St.	55 57	
												304	H	UMES	61 54	
												311	A	South Carolina St.	63 67	
												318	A	Howard	83 67	
												318	H	Howard	69 71	
												331	N	Lafayette	64 57	
												339	H	Mt. St. Mary's	66 55	
												346	H	Norfolk St.	69 44	
LAST 12 Division I GAMES:																
				318	H	Howard	69 71					300	A	Florida A&M	73 79	
				301	A	Savannah St.	55 57					255	A	Bethune-Cookman	56 69	
				311	A	South Carolina St.	63 67					318	A	Howard	83 67	
				218	A	Morgan St.	51 72					346	H	Norfolk St.	69 44	
				304	H	UMES	61 54					331	N	Lafayette	64 57	
				264	H	N.C. A&T	65 59					94	A	Virginia	40 75	

Non-Div I Games: Bowie St.

63 **64**

Coppin St.

Average RPI Win: <b>246</b>	WON-LOST	WINNING	LAST 10	STRENGTH OF	OPP. STRENGTH	TEAM	ADJ.	CONF.	ADJ CONF.
Average RPI Loss: <b>126</b>	RECORD	PCT. RANK	GAMES	SCHEDULE	OF SCHEDULE	RPI	RPI	RPI	RPI
DIV. I ONLY	13- 9	123	6- 4	201	212	153	153	10	10
DIV. I NON-CONF.	8- 6	136	3- 1	293	292	203	203	11	11
<hr/>									
TOTALS	RPI 1-25	RPI 26-50	W-L RECORDS	RPI 51-100	RPI 101-150	RPI 150+			
13- 9	0- 1	0- 2	OVERALL	0- 0	0- 4	13- 2			
10- 2	0- 0	0- 0	HOME	0- 0	0- 2	10- 0			
3- 7	0- 1	0- 2	AWAY	0- 0	0- 2	3- 2			
0- 0	0- 0	0- 0	NEUTRAL	0- 0	0- 0	0- 0			
8- 6	0- 1	0- 0	NON-CONFERENCE	0- 0	0- 3	8- 2			
6- 1	0- 0	0- 0	HOME	0- 0	0- 1	6- 0			
2- 5	0- 1	0- 0	AWAY	0- 0	0- 2	2- 2			
0- 0	0- 0	0- 0	NEUTRAL	0- 0	0- 0	0- 0			
5- 3	0- 0	0- 2	CONFERENCE	0- 0	0- 1	5- 0			
4- 1	0- 0	0- 0	HOME	0- 0	0- 1	4- 0			
1- 2	0- 0	0- 2	AWAY	0- 0	0- 0	1- 0			
0- 0	0- 0	0- 0	NEUTRAL	0- 0	0- 0	0- 0			

RPI 1-25				RPI 26-50				RPI 51-100				RPI 101+ Team's RPI: 153			
RPI	S	Opponent	Score	RPI	S	Opponent	Score	RPI	S	Opponent	Score	RPI	S	Opponent	Score
6	A	Stanford	38 <b>93</b>	36	A	Penn	50 <b>65</b>					117	H	Harvard	56 <b>65</b>
				38	A	Princeton	51 <b>71</b>					134	A	Buffalo	41 <b>59</b>
												139	H	Stony Brook	49 <b>58</b>
												143	A	Marshall	47 <b>73</b>
												156	H	Yale	74 63
												188	H	Brown	85 70
												206	A	Hartford	50 <b>53</b>
												211	H	Fairfield	59 35
												220	A	Columbia	66 59
												220	H	Columbia	84 73
												223	A	Bryant	70 62
												232	H	Binghamton	64 57
												235	H	Dartmouth	71 58
												271	H	Saint Francis (PA)	75 69
												286	H	Towson	88 60
												291	H	Colgate	73 60
												318	A	Howard	74 <b>76</b>
												323	H	Delaware St.	71 62
												337	A	Cal St. Fullerton	59 47
<hr/>															
LAST 12 Division I GAMES:															
				36	A	Penn	50 <b>65</b>	220	H	Columbia	84 73				
				38	A	Princeton	51 <b>71</b>	220	A	Columbia	66 59				
				156	H	Yale	74 63	323	H	Delaware St.	71 62				
				188	H	Brown	85 70	318	A	Howard	74 <b>76</b>				
				235	H	Dartmouth	71 58	232	H	Binghamton	64 57				
				117	H	Harvard	56 <b>65</b>	337	A	Cal St. Fullerton	59 47				

Non-Div I Games:

Cornell

■ Loss, 
 ■ Non-Conf, S Site, 
 ■ Home 
 ■ Away 
 N Neutral

Creighton

Through Games Of Feb. 14, 2016

Average RPI Win:	176	WON-LOST	WINNING	LAST 10	STRENGTH OF	OPP. STRENGTH	TEAM	ADJ.	CONF.	ADJ CONF.
Average RPI Loss:	96	RECORD	PCT. RANK	GAMES	SCHEDULE	OF SCHEDULE	RPI	RPI	RPI	RPI
DIV. I ONLY	12- 14	192	5- 5	97	80	142	142	6	6	
DIV. I NON-CONF.	6- 6	160	0- 0	123	119	137	137	6	6	
TOTALS	RPI 1-25	RPI 26-50	W-L RECORDS	RPI 51-100	RPI 101-150	RPI 150+				
12- 14	0- 1	0- 2	OVERALL	2- 7	2- 2	8- 2				
7- 4	0- 0	0- 2	HOME	1- 2	2- 0	4- 0				
3- 9	0- 1	0- 0	AWAY	1- 4	0- 2	2- 2				
2- 1	0- 0	0- 0	NEUTRAL	0- 1	0- 0	2- 0				
6- 6	0- 0	0- 0	NON-CONFERENCE	0- 4	1- 1	5- 1				
3- 1	0- 0	0- 0	HOME	0- 1	1- 0	2- 0				
1- 4	0- 0	0- 0	AWAY	0- 2	0- 1	1- 1				
2- 1	0- 0	0- 0	NEUTRAL	0- 1	0- 0	2- 0				
6- 8	0- 1	0- 2	CONFERENCE	2- 3	1- 1	3- 1				
4- 3	0- 0	0- 2	HOME	1- 1	1- 0	2- 0				
2- 5	0- 1	0- 0	AWAY	1- 2	0- 1	1- 1				
0- 0	0- 0	0- 0	NEUTRAL	0- 0	0- 0	0- 0				

RPI 1-25				RPI 26-50				RPI 51-100				RPI 101+ Team's RPI: 142			
RPI	S	Opponent	Score	RPI	S	Opponent	Score	RPI	S	Opponent	Score	RPI	S	Opponent	Score
20	A	DePaul	63 81	34	H	Seton Hall	82 86	54	A	Villanova	65 62	107	A	Drake	72 81
				42	H	St. John's (NY)	55 66	54	H	Villanova	53 48	121	H	UNI	69 61
								62	H	South Dakota St.	51 53	138	A	Xavier	55 57
								68	A	Nebraska	63 65	138	H	Xavier	74 47
								70	A	Utah	58 74	174	N	East Carolina	91 66
								82	A	Marquette	72 79	175	N	Eastern Wash.	66 60
								89	A	Georgetown	57 69	183	H	Marist	89 46
								89	H	Georgetown	44 57	194	A	Butler	52 42
								95	N	Northwestern	52 75	194	H	Butler	77 49
												195	A	Kansas	54 67
												253	A	Providence	59 61
												253	H	Providence	72 48
												275	A	Omaha	69 46
												294	H	Wichita St.	79 54
LAST 12 Division I GAMES:															
253	A	Providence	59 61	20	A	DePaul	63 81								
138	A	Xavier	55 57	253	H	Providence	72 48								
194	A	Butler	52 42	194	H	Butler	77 49								
89	H	Georgetown	44 57	138	H	Xavier	74 47								
54	H	Villanova	53 48	54	A	Villanova	65 62								
82	A	Marquette	72 79	89	A	Georgetown	57 69								

Non-Div I Games:

Creighton

Loss, Non-Conf, S Site, H Home A Away N Neutral

Average RPI Win: <b>236</b>	WON-LOST	WINNING	LAST 10	STRENGTH OF	OPP. STRENGTH	TEAM	ADJ.	CONF.	ADJ CONF.
Average RPI Loss: <b>152</b>	RECORD	PCT. RANK	GAMES	SCHEDULE	OF SCHEDULE	RPI	RPI	RPI	RPI
DIV. I ONLY	9- 15	245	5- 5	228	203	235	235	10	10
DIV. I NON-CONF.	5- 11	244	3- 1	306	296	304	304	11	11
TOTALS	RPI 1-25	RPI 26-50	W-L RECORDS	RPI 51-100	RPI 101-150	RPI 150+			
9- 15	0- 1	0- 2	OVERALL	0- 2	1- 2	8- 8			
2- 8	0- 0	0- 2	HOME	0- 1	0- 1	2- 4			
7- 5	0- 1	0- 0	AWAY	0- 1	1- 0	6- 3			
0- 2	0- 0	0- 0	NEUTRAL	0- 0	0- 1	0- 1			
5- 11	0- 1	0- 0	NON-CONFERENCE	0- 2	0- 1	5- 7			
2- 5	0- 0	0- 0	HOME	0- 1	0- 0	2- 4			
3- 4	0- 1	0- 0	AWAY	0- 1	0- 0	3- 2			
0- 2	0- 0	0- 0	NEUTRAL	0- 0	0- 1	0- 1			
4- 4	0- 0	0- 2	CONFERENCE	0- 0	1- 1	3- 1			
0- 3	0- 0	0- 2	HOME	0- 0	0- 1	0- 0			
4- 1	0- 0	0- 0	AWAY	0- 0	1- 0	3- 1			
0- 0	0- 0	0- 0	NEUTRAL	0- 0	0- 0	0- 0			

RPI 1-25				RPI 26-50				RPI 51-100				RPI 101+ Team's RPI: 235			
RPI	S	Opponent	Score	RPI	S	Opponent	Score	RPI	S	Opponent	Score	RPI	S	Opponent	Score
18	A	Louisville	52 94	36	H	Penn	41 56	76	H	Maine	41 59	117	A	Harvard	70 64
				38	H	Princeton	48 85	87	A	Drexel	53 69	117	H	Harvard	43 56
												146	N	Jacksonville	44 51
												153	A	Cornell	58 71
												156	A	Yale	68 63
												168	N	McNeese St.	56 78
												188	A	Brown	63 50
												191	H	Rhode Island	41 57
												199	A	Oakland	60 78
												206	A	Hartford	43 36
												220	A	Columbia	76 73
												242	H	New Hampshire	57 61
												243	A	Holy Cross	60 54
												248	H	American	41 45
												276	A	Central Conn. St.	55 59
												290	H	Vermont	54 56
												302	H	Niagara	60 47
												341	A	NJIT	46 39
												347	H	Boston U.	72 52
LAST 12 Division I GAMES:															
188	A	Brown	63 50	117	A	Harvard	70 64								
156	A	Yale	68 63	117	H	Harvard	43 56								
36	H	Penn	41 56	341	A	NJIT	46 39								
38	H	Princeton	48 85	276	A	Central Conn. St.	55 59								
153	A	Cornell	58 71	243	A	Holy Cross	60 54								
220	A	Columbia	76 73	302	H	Niagara	60 47								

Non-Div I Games:

Dartmouth

■ Loss, 
■ Non-Conf, S Site, 
■ Home 
■ Away 
N Neutral

## Davidson

Through Games Of Feb. 14, 2016

Average RPI Win:	228	WON-LOST	WINNING	LAST 10	STRENGTH OF	OPP. STRENGTH	TEAM	ADJ.	CONF.	ADJ CONF.
Average RPI Loss:	88	RECORD	PCT. RANK	GAMES	SCHEDULE	OF SCHEDULE	RPI	RPI	RPI	RPI
DIV. I ONLY	11- 14	203	4- 6	100	116	155	155	7	7	
DIV. I NON-CONF.	6- 7	176	0- 0	213	164	185	185	8	8	
TOTALS	RPI 1-25	RPI 26-50	W-L RECORDS	RPI 51-100	RPI 101-150	RPI 150+				
11- 14	0- 1	0- 5	OVERALL	0- 3	1- 2	10- 3				
4- 7	0- 1	0- 3	HOME	0- 2	0- 1	4- 0				
6- 7	0- 0	0- 2	AWAY	0- 1	1- 1	5- 3				
1- 0	0- 0	0- 0	NEUTRAL	0- 0	0- 0	1- 0				
6- 7	0- 0	0- 3	NON-CONFERENCE	0- 1	0- 2	6- 1				
2- 3	0- 0	0- 1	HOME	0- 1	0- 1	2- 0				
3- 4	0- 0	0- 2	AWAY	0- 0	0- 1	3- 1				
1- 0	0- 0	0- 0	NEUTRAL	0- 0	0- 0	1- 0				
5- 7	0- 1	0- 2	CONFERENCE	0- 2	1- 0	4- 2				
2- 4	0- 1	0- 2	HOME	0- 1	0- 0	2- 0				
3- 3	0- 0	0- 0	AWAY	0- 1	1- 0	2- 2				
0- 0	0- 0	0- 0	NEUTRAL	0- 0	0- 0	0- 0				

RPI	S	Opponent	Score	RPI	S	Opponent	Score	RPI	S	Opponent	Score	RPI	S	Opponent	Score	Team's RPI: 155
21	H	Duquesne	62 77	27	H	George Washington	60 79	51	A	Dayton	66 77	105	A	VCU	56 50	
				31	H	Michigan St.	44 73	75	H	Saint Louis	50 79	116	A	Wake Forest	58 77	
				35	A	James Madison	45 87	90	H	Charlotte	88 99	140	H	ETSU	58 65	
				39	H	St. Bonaventure	47 59					163	A	Fordham	40 51	
				46	A	North Carolina St.	42 58					163	H	Fordham	69 51	
												164	H	George Mason	68 63	
												191	A	Rhode Island	62 78	
												202	A	Radford	68 79	
												203	A	Richmond	67 59	
												215	A	Furman	69 51	
												251	N	Bowling Green	60 56	
												252	A	High Point	62 60	
												261	A	UNCW	77 50	
												279	A	La Salle	66 58	
												299	H	Western Caro.	64 51	
												311	H	South Carolina St.	63 51	
LAST 12 Division I GAMES:																
203	A	Richmond	67 59	163	H	Fordham	69 51									
21	H	Duquesne	62 77	105	A	VCU	56 50									
164	H	George Mason	68 63	39	H	St. Bonaventure	47 59									
51	A	Dayton	66 77	75	H	Saint Louis	50 79									
27	H	George Washington	60 79	279	A	La Salle	66 58									
191	A	Rhode Island	62 78	163	A	Fordham	40 51									

Non-Div I Games:

Davidson

■ Loss, 
■ Non-Conf, 
■ S Site, 
■ H Home 
■ A Away 
N Neutral

Through Games of Feb. 11, 1910

Average RPI Win: 131	WON-LOST	WINNING	LAST 10	STRENGTH OF	OPP. STRENGTH	TEAM	ADJ.	CONF.	ADJ CONF.
Average RPI Loss: 48	RECORD	PCT. RANK	GAMES	SCHEDULE	OF SCHEDULE	RPI	RPI	RPI	RPI
DIV. I ONLY	13- 10	132	5- 5	8	61	51	51	7	7
DIV. I NON-CONF.	7- 4	110	0- 0	9	7	18	18	8	8
TOTALS	RPI 1-25	RPI 26-50	W-L RECORDS	RPI 51-100	RPI 101-150	RPI 150+			
13- 10	1- 3	1- 3	OVERALL	3- 3	1- 1	7- 0			
6- 4	0- 0	1- 2	HOME	1- 1	0- 1	4- 0			
5- 5	0- 2	0- 1	AWAY	1- 2	1- 0	3- 0			
2- 1	1- 1	0- 0	NEUTRAL	1- 0	0- 0	0- 0			
7- 4	1- 2	1- 0	NON-CONFERENCE	2- 2	1- 0	2- 0			
4- 1	0- 0	1- 0	HOME	1- 1	0- 0	2- 0			
1- 2	0- 1	0- 0	AWAY	0- 1	1- 0	0- 0			
2- 1	1- 1	0- 0	NEUTRAL	1- 0	0- 0	0- 0			
6- 6	0- 1	0- 3	CONFERENCE	1- 1	0- 1	5- 0			
2- 3	0- 0	0- 2	HOME	0- 0	0- 1	2- 0			
4- 3	0- 1	0- 1	AWAY	1- 1	0- 0	3- 0			
0- 0	0- 0	0- 0	NEUTRAL	0- 0	0- 0	0- 0			

RPI S	Opponent	Score	RPI S	Opponent	Score	RPI S	Opponent	Score	RPI S	Opponent	Score
6 N	Stanford	66 74	27 A	George Washington	62 72	58 A	Purdue	58 61	105 H	VCU	72 74
18 N	Louisville	79 66	27 H	George Washington	61 62	71 H	Vanderbilt	81 56	114 A	Toledo	83 57
21 A	Duquesne	58 89	38 H	Princeton	85 81	75 A	Saint Louis	56 70	151 H	Wisconsin	87 64
23 A	Green Bay	52 68	39 H	St. Bonaventure	54 59	76 N	Maine	58 37	155 H	Davidson	77 66
						86 A	Saint Joseph's	71 61	156 H	Yale	81 75
						96 H	Gonzaga	47 57	164 H	George Mason	81 58
									191 A	Rhode Island	67 53
									203 A	Richmond	60 48
									279 A	La Salle	67 51
LAST 12 Division I GAMES:											
27 A	George Washington	62 72	39 H	St. Bonaventure	54 59	75 A	Saint Louis	56 70	27 H	George Washington	61 62
164 H	George Mason	81 58	203 A	Richmond	60 48	21 A	Duquesne	58 89			
191 A	Rhode Island	67 53									
155 H	Davidson	77 66									
279 A	La Salle	67 51									
86 A	Saint Joseph's	71 61									

Non-Div I Games:

Dayton

■ Loss, 
 ■ Non-Conf, 
 ■ S Site, 
 ■ Home 
 ■ A Away 
 N Neutral



Average RPI Win:	132	WON-LOST	WINNING	LAST 10	STRENGTH OF	OPP. STRENGTH	TEAM	ADJ.	CONF.	ADJ CONF.
Average RPI Loss:	46	RECORD	PCT. RANK	GAMES	SCHEDULE	OF SCHEDULE	RPI	RPI	RPI	RPI
DIV. I ONLY	21- 7	47	5- 2	17	62	20	20	6	6	
DIV. I NON-CONF.	8- 5	119	0- 1	13	29	46	46	6	6	
TOTALS	RPI 1-25	RPI 26-50	W-L RECORDS	RPI 51-100	RPI 101-150	RPI 150+				
21- 7	1- 3	5- 1	OVERALL	5- 2	4- 0	6- 1				
13- 4	0- 1	3- 1	HOME	2- 1	3- 0	5- 1				
8- 3	1- 2	2- 0	AWAY	3- 1	1- 0	1- 0				
0- 0	0- 0	0- 0	NEUTRAL	0- 0	0- 0	0- 0				
8- 5	1- 3	2- 0	NON-CONFERENCE	1- 1	1- 0	3- 1				
6- 2	0- 1	2- 0	HOME	0- 0	1- 0	3- 1				
2- 3	1- 2	0- 0	AWAY	1- 1	0- 0	0- 0				
0- 0	0- 0	0- 0	NEUTRAL	0- 0	0- 0	0- 0				
13- 2	0- 0	3- 1	CONFERENCE	4- 1	3- 0	3- 0				
7- 2	0- 0	1- 1	HOME	2- 1	2- 0	2- 0				
6- 0	0- 0	2- 0	AWAY	2- 0	1- 0	1- 0				
0- 0	0- 0	0- 0	NEUTRAL	0- 0	0- 0	0- 0				

RPI 1-25				RPI 26-50				RPI 51-100				RPI 101+			
RPI	S	Opponent	Score	RPI	S	Opponent	Score	RPI	S	Opponent	Score	RPI	S	Opponent	Score
1	A	Notre Dame	90 95	34	A	Seton Hall	86 74	54	A	Villanova	75 47	138	A	Xavier	70 53
2	H	UConn	70 86	34	H	Seton Hall	74 83	54	H	Villanova	60 64	138	H	Xavier	82 52
4	A	Baylor	72 86	39	H	St. Bonaventure	77 54	62	A	South Dakota St.	79 88	142	H	Creighton	81 63
14	A	Texas A&M	80 66	42	A	St. John's (NY)	71 61	82	H	Marquette	91 86	145	H	Southern Ill.	105 61
				42	H	St. John's (NY)	77 71	89	A	Georgetown	80 66	167	H	Loyola Chicago	75 88
				47	H	Indiana	84 69	89	H	Georgetown	75 53	194	A	Butler	61 54
								95	A	Northwestern	77 64	194	H	Butler	102 63
												253	H	Providence	96 50
												291	H	Colgate	96 46
												315	H	Illinois St.	89 41
												336	H	Chicago St.	88 42
LAST 12 Division I GAMES:															
4	A	Baylor	72 86	34	H	Seton Hall	74 83								
194	H	Butler	102 63	253	H	Providence	96 50								
138	H	Xavier	82 52	142	H	Creighton	81 63								
89	A	Georgetown	80 66	138	A	Xavier	70 53								
54	A	Villanova	75 47	194	A	Butler	61 54								
42	H	St. John's (NY)	77 71	54	H	Villanova	60 64								

Non-Div I Games:

DePaul

■ Loss, 
 ■ Non-Conf, S Site, 
 ■ Home 
 ■ Away 
 N Neutral

Delaware

Through Games Of Feb. 14, 2016

Average RPI Win:	240	WON-LOST	WINNING	LAST 10	STRENGTH OF	OPP. STRENGTH	TEAM	ADJ.	CONF.	ADJ CONF.
Average RPI Loss:	112	RECORD	PCT. RANK	GAMES	SCHEDULE	OF SCHEDULE	RPI	RPI	RPI	RPI
DIV. I ONLY	13- 11	148	6- 4	254	145	173	173	13	13	
DIV. I NON-CONF.	5- 6	180	0- 0	298	172	225	225	12	12	
TOTALS	RPI 1-25	RPI 26-50	W-L RECORDS	RPI 51-100	RPI 101-150	RPI 150+				
13- 11	0- 0	0- 1	OVERALL	0- 6	0- 0	13- 4				
7- 3	0- 0	0- 0	HOME	0- 2	0- 0	7- 1				
5- 7	0- 0	0- 1	AWAY	0- 4	0- 0	5- 2				
1- 1	0- 0	0- 0	NEUTRAL	0- 0	0- 0	1- 1				
5- 6	0- 0	0- 0	NON-CONFERENCE	0- 2	0- 0	5- 4				
2- 1	0- 0	0- 0	HOME	0- 0	0- 0	2- 1				
2- 4	0- 0	0- 0	AWAY	0- 2	0- 0	2- 2				
1- 1	0- 0	0- 0	NEUTRAL	0- 0	0- 0	1- 1				
8- 5	0- 0	0- 1	CONFERENCE	0- 4	0- 0	8- 0				
5- 2	0- 0	0- 0	HOME	0- 2	0- 0	5- 0				
3- 3	0- 0	0- 1	AWAY	0- 2	0- 0	3- 0				
0- 0	0- 0	0- 0	NEUTRAL	0- 0	0- 0	0- 0				

RPI S	Opponent	Score	RPI S	Opponent	Score	RPI S	Opponent	Score	RPI S	Opponent	Score	Team's RPI: 173
			35 A James Madison	55 75		67 A Hofstra	49 58		151 N Wisconsin	52 54		
						87 A Drexel	43 47		163 A Fordham	55 48		
						87 H Drexel	53 54		164 A George Mason	83 90		
						88 A Bucknell	51 80		172 H Northeastern	59 52		
						89 A Georgetown	50 61		174 H East Carolina	58 68		
						93 H Elon	64 66		183 A Marist	56 50		
									193 A Robert Morris	50 53		
									200 A Col. of Charleston	63 47		
									200 H Col. of Charleston	72 55		
									221 A William & Mary	69 53		
									221 H William & Mary	67 63		
									261 H UNCW	67 59		
									286 A Towson	66 62		
									286 H Towson	69 64		
									290 H Vermont	71 60		
									309 N North Dakota St.	62 50		
									331 H Lafayette	67 47		
LAST 12 Division I GAMES:												
221 A William & Mary	69 53	221 H William & Mary	67 63									
200 H Col. of Charleston	72 55	87 H Drexel	53 54									
93 H Elon	64 66	286 H Towson	69 64									
286 A Towson	66 62	200 A Col. of Charleston	63 47									
87 A Drexel	43 47	172 H Northeastern	59 52									
35 A James Madison	55 75	261 H UNCW	67 59									

Non-Div I Games:

Delaware

Loss, Non-Conf, S Site, H Home A Away N Neutral

Average RPI Win:	313	WON-LOST	WINNING	LAST 10	STRENGTH OF	OPP. STRENGTH	TEAM	ADJ.	CONF.	ADJ CONF.
Average RPI Loss:	201	RECORD	PCT. RANK	GAMES	SCHEDULE	OF SCHEDULE	RPI	RPI	RPI	RPI
DIV. I ONLY	7- 16	274	4- 6	311	332	323	323	30	30	
DIV. I NON-CONF.	3- 10	277	0- 2	242	253	307	307	30	30	
TOTALS	RPI 1-25	RPI 26-50	W-L RECORDS	RPI 51-100	RPI 101-150	RPI 150+				
7- 16	0- 0	0- 1	OVERALL	0- 2	0- 1	7- 12				
5- 6	0- 0	0- 0	HOME	0- 1	0- 0	5- 5				
1- 10	0- 0	0- 1	AWAY	0- 1	0- 1	1- 7				
1- 0	0- 0	0- 0	NEUTRAL	0- 0	0- 0	1- 0				
3- 10	0- 0	0- 1	NON-CONFERENCE	0- 2	0- 1	3- 6				
2- 4	0- 0	0- 0	HOME	0- 1	0- 0	2- 3				
0- 6	0- 0	0- 1	AWAY	0- 1	0- 1	0- 3				
1- 0	0- 0	0- 0	NEUTRAL	0- 0	0- 0	1- 0				
4- 6	0- 0	0- 0	CONFERENCE	0- 0	0- 0	4- 6				
3- 2	0- 0	0- 0	HOME	0- 0	0- 0	3- 2				
1- 4	0- 0	0- 0	AWAY	0- 0	0- 0	1- 4				
0- 0	0- 0	0- 0	NEUTRAL	0- 0	0- 0	0- 0				

RPI S	Opponent	Score	RPI S	Opponent	Score	RPI S	Opponent	Score	RPI S	Opponent	Score	Team's RPI: 323
37	A West Virginia	34 77	63	A Temple	59 100	129	A Pittsburgh	43 77				
			67	H Hofstra	49 66	153	A Cornell	62 71				
						163	A Fordham	58 74				
						171	A Fla. Atlantic	55 83				
						213	H Lehigh	49 83				
						218	A Morgan St.	49 56				
						221	H William & Mary	59 65				
						254	N Appalachian St.	76 69				
						255	A Bethune-Cookman	35 66				
						264	H N.C. A&T	64 84				
						300	A Florida A&M	56 86				
						301	A Savannah St.	67 59				
						304	H UMES	61 70				
						311	A South Carolina St.	48 61				
						311	H South Carolina St.	79 61				
						316	H Longwood	88 63				
						318	H Howard	87 86				
						339	H Mt. St. Mary's	41 54				
						343	H Wagner	66 44				
						348	H N.C. Central	66 56				
LAST 12 Division I GAMES:												
304	H UMES	61 70	301	A Savannah St.	67 59							
300	A Florida A&M	56 86	311	A South Carolina St.	48 61							
255	A Bethune-Cookman	35 66	318	H Howard	87 86							
311	H South Carolina St.	79 61	218	A Morgan St.	49 56							
264	H N.C. A&T	64 84	153	A Cornell	62 71							
348	H N.C. Central	66 56	67	H Hofstra	49 66							

Non-Div I Games:

Delaware St.

■ Loss, 
 ■ Non-Conf, 
 ■ S Site, 
 ■ H Home 
 ■ A Away 
 N Neutral

RPI 1-25				RPI 26-50				RPI 51-100				RPI 101+				Team's RPI: 308	
RPI	S	Opponent	Score	RPI	S	Opponent	Score	RPI	S	Opponent	Score	RPI	S	Opponent	Score		
1	N	Notre Dame	52 94	45	H	Colorado St.	46 74	62	H	South Dakota St.	39 76	115	A	IUPUI	75 81		
								79	A	South Dakota	60 85	115	H	IUPUI	54 67		
								79	H	South Dakota	33 79	136	A	Oral Roberts	33 65		
												136	H	Oral Roberts	56 59		
												148	H	Long Beach St.	41 48		
												169	H	Northern Colo.	51 60		
												176	N	Louisiana Tech	53 58		
												184	A	Milwaukee	56 49		
												192	H	Weber St.	49 61		
												208	H	Ill.-Chicago	46 56		
												227	A	Western Ill.	60 63		
												227	H	Western Ill.	69 80		
												236	H	Wyoming	64 75		
												255	A	Seattle	51 59		
												265	A	Pepperdine	60 64		
												275	A	Omaha	55 67		
												295	A	UMKC	58 68		
												309	H	North Dakota St.	64 53		
												328	A	IPFW	49 61		
												328	H	IPFW	53 50		
												342	A	Air Force	57 48		
LAST 12 Division I GAMES:																	
				115	H	IUPUI	54 67	136	A	Oral Roberts	33 65						
				227	H	Western Ill.	69 80	275	A	Omaha	55 67						
				136	H	Oral Roberts	56 59	227	A	Western Ill.	60 63						
				79	H	South Dakota	33 79	328	H	IPFW	53 50						
				328	A	IPFW	49 61	309	H	North Dakota St.	64 53						
				115	A	IUPUI	75 81	79	A	South Dakota	60 85						

Denver

Page 68

Average RPI Win: <b>232</b>	WON-LOST	WINNING	LAST 10	STRENGTH OF	OPP. STRENGTH	TEAM	ADJ.	CONF.	ADJ CONF.
Average RPI Loss: <b>108</b>	RECORD	PCT. RANK	GAMES	SCHEDULE	OF SCHEDULE	RPI	RPI	RPI	RPI
DIV. I ONLY	<b>11- 12</b>	<b>188</b>	<b>6- 4</b>	<b>149</b>	<b>128</b>	<b>178</b>	<b>178</b>	<b>14</b>	<b>14</b>
DIV. I NON-CONF.	<b>3- 7</b>	<b>248</b>	<b>0- 0</b>	<b>176</b>	<b>78</b>	<b>263</b>	<b>263</b>	<b>15</b>	<b>15</b>
TOTALS	RPI 1-25	RPI 26-50	W-L RECORDS	RPI 51-100	RPI 101-150	RPI 150+			
11- 12	0- 2	0- 2	OVERALL	0- 2	1- 3	10- 3			
6- 7	0- 0	0- 0	HOME	0- 2	0- 2	6- 3			
5- 5	0- 2	0- 2	AWAY	0- 0	1- 1	4- 0			
0- 0	0- 0	0- 0	NEUTRAL	0- 0	0- 0	0- 0			
3- 7	0- 1	0- 2	NON-CONFERENCE	0- 1	0- 2	3- 1			
3- 3	0- 0	0- 0	HOME	0- 1	0- 1	3- 1			
0- 4	0- 1	0- 2	AWAY	0- 0	0- 1	0- 0			
0- 0	0- 0	0- 0	NEUTRAL	0- 0	0- 0	0- 0			
8- 5	0- 1	0- 0	CONFERENCE	0- 1	1- 1	7- 2			
3- 4	0- 0	0- 0	HOME	0- 1	0- 1	3- 2			
5- 1	0- 1	0- 0	AWAY	0- 0	1- 0	4- 0			
0- 0	0- 0	0- 0	NEUTRAL	0- 0	0- 0	0- 0			

RPI 1-25				RPI 26-50				RPI 51-100				RPI 101+ Team's RPI: 178			
RPI	S	Opponent	Score	RPI	S	Opponent	Score	RPI	S	Opponent	Score	RPI	S	Opponent	Score
11	A	Maryland	41 <b>97</b>	31	A	Michigan St.	42 <b>81</b>	65	H	Michigan	61 <b>88</b>	104	A	Youngstown St.	69 68
23	A	Green Bay	36 <b>58</b>	39	A	St. Bonaventure	73 <b>84</b>	91	H	Wright St.	71 <b>89</b>	104	H	Youngstown St.	70 <b>72</b>
												106	H	Eastern Mich.	68 <b>85</b>
												118	A	Western Mich.	66 <b>70</b>
												154	H	Northern Ky.	66 65
												184	A	Milwaukee	89 79
												199	H	Oakland	73 <b>79</b>
												208	A	Ill.-Chicago	89 80
												208	H	Ill.-Chicago	51 <b>65</b>
												219	H	Cincinnati	77 68
												231	A	Valparaiso	72 66
												231	H	Valparaiso	85 65
												293	A	Cleveland St.	66 60
												293	H	Cleveland St.	82 68
												298	H	Bradley	67 <b>75</b>
												302	H	Niagara	80 75
												328	H	IPFW	64 63
LAST 12 Division I GAMES:															
231	H	Valparaiso	85 65	199	H	Oakland	73 <b>79</b>								
208	H	Ill.-Chicago	51 <b>65</b>	154	H	Northern Ky.	66 65								
104	A	Youngstown St.	69 68	91	H	Wright St.	71 <b>89</b>								
293	A	Cleveland St.	66 60	208	A	Ill.-Chicago	89 80								
23	A	Green Bay	36 <b>58</b>	231	A	Valparaiso	72 66								
184	A	Milwaukee	89 79	293	H	Cleveland St.	82 68								

Non-Div I Games: Salem Int'l 81 50

Detroit

Loss, Non-Conf, S Site, H Home A Away N Neutral

Average RPI Win: <b>206</b>	WON-LOST	WINNING	LAST 10	STRENGTH OF	OPP. STRENGTH	TEAM	ADJ.	CONF.	ADJ CONF.
Average RPI Loss: <b>131</b>	RECORD	PCT. RANK	GAMES	SCHEDULE	OF SCHEDULE	RPI	RPI	RPI	RPI
DIV. I ONLY	16- 7	70	8- 2	210	151	107	107	21	21
DIV. I NON-CONF.	6- 4	125	0- 0	109	50	90	90	17	17
TOTALS	RPI 1-25	RPI 26-50	W-L RECORDS	RPI 51-100	RPI 101-150	RPI 150+			
16- 7	0- 1	0- 0	OVERALL	2- 2	3- 2	11- 2			
8- 3	0- 1	0- 0	HOME	1- 0	3- 2	4- 0			
7- 4	0- 0	0- 0	AWAY	1- 2	0- 0	6- 2			
1- 0	0- 0	0- 0	NEUTRAL	0- 0	0- 0	1- 0			
6- 4	0- 1	0- 0	NON-CONFERENCE	0- 2	3- 0	3- 1			
3- 1	0- 1	0- 0	HOME	0- 0	3- 0	0- 0			
2- 3	0- 0	0- 0	AWAY	0- 2	0- 0	2- 1			
1- 0	0- 0	0- 0	NEUTRAL	0- 0	0- 0	1- 0			
10- 3	0- 0	0- 0	CONFERENCE	2- 0	0- 2	8- 1			
5- 2	0- 0	0- 0	HOME	1- 0	0- 2	4- 0			
5- 1	0- 0	0- 0	AWAY	1- 0	0- 0	4- 1			
0- 0	0- 0	0- 0	NEUTRAL	0- 0	0- 0	0- 0			

RPI 1-25				RPI 26-50				RPI 51-100				RPI 101+ Team's RPI: 107			
RPI	S	Opponent	Score	RPI	S	Opponent	Score	RPI	S	Opponent	Score	RPI	S	Opponent	Score
23	H	Green Bay	61 <b>86</b>					56	A	Iowa	76 <b>89</b>	103	H	Iowa St.	74 70
								79	A	South Dakota	87 <b>92</b>	121	H	UNI	73 <b>79</b>
								85	A	Missouri St.	82 75	128	H	North Dakota	73 63
								85	H	Missouri St.	95 72	142	H	Creighton	81 72
												145	H	Southern Ill.	67 <b>77</b>
												151	A	Wisconsin	89 70
												167	A	Loyola Chicago	81 65
												182	A	UNLV	76 68
												185	N	Tulsa	91 80
												233	A	Indiana St.	53 <b>68</b>
												233	H	Indiana St.	80 55
												257	A	Northern Ill.	73 <b>87</b>
												294	A	Wichita St.	87 56
												294	H	Wichita St.	81 59
												298	A	Bradley	76 64
												315	A	Illinois St.	98 58
												315	H	Illinois St.	76 41
												322	H	Evansville	94 52
LAST 12 Division I GAMES:															
233	A	Indiana St.	53 <b>68</b>	121	H	UNI	73 <b>79</b>								
315	A	Illinois St.	98 58	315	H	Illinois St.	76 41								
85	H	Missouri St.	95 72	233	H	Indiana St.	80 55								
294	H	Wichita St.	81 59	294	A	Wichita St.	87 56								
167	A	Loyola Chicago	81 65	85	A	Missouri St.	82 75								
298	A	Bradley	76 64	322	H	Evansville	94 52								

Non-Div I Games: William Penn 100 61

Drake

■ Loss, 
 ■ Non-Conf, S Site, 
 ■ Home 
 ■ Away 
 N Neutral

Average RPI Win:	167	WON-LOST	WINNING	LAST 10	STRENGTH OF	OPP. STRENGTH	TEAM	ADJ.	CONF.	ADJ CONF.
Average RPI Loss:	87	RECORD	PCT. RANK	GAMES	SCHEDULE	OF SCHEDULE	RPI	RPI	RPI	RPI
DIV. I ONLY	13- 11	148	7- 3	56	104	87	87	13	13	
DIV. I NON-CONF.	4- 7	222	0- 0	15	57	117	117	12	12	
TOTALS	RPI 1-25	RPI 26-50	W-L RECORDS	RPI 51-100	RPI 101-150	RPI 150+				
13- 11	0- 1	1- 4	OVERALL	2- 3	1- 0	9- 3				
8- 3	0- 0	1- 1	HOME	2- 1	1- 0	4- 1				
5- 6	0- 1	0- 3	AWAY	0- 1	0- 0	5- 1				
0- 2	0- 0	0- 0	NEUTRAL	0- 1	0- 0	0- 1				
4- 7	0- 1	1- 2	NON-CONFERENCE	0- 3	1- 0	2- 1				
3- 1	0- 0	1- 0	HOME	0- 1	1- 0	1- 0				
1- 4	0- 1	0- 2	AWAY	0- 1	0- 0	1- 0				
0- 2	0- 0	0- 0	NEUTRAL	0- 1	0- 0	0- 1				
9- 4	0- 0	0- 2	CONFERENCE	2- 0	0- 0	7- 2				
5- 2	0- 0	0- 1	HOME	2- 0	0- 0	3- 1				
4- 2	0- 0	0- 1	AWAY	0- 0	0- 0	4- 1				
0- 0	0- 0	0- 0	NEUTRAL	0- 0	0- 0	0- 0				

RPI 1-25				RPI 26-50				RPI 51-100 Team's RPI: 87				RPI 101+			
RPI	S	Opponent	Score	RPI	S	Opponent	Score	RPI	S	Opponent	Score	RPI	S	Opponent	Score
19	A	Syracuse	62 83	35	A	James Madison	56 67	54	N	Villanova	55 67	108	H	Quinnipiac	62 49
				35	H	James Madison	55 59	67	H	Hofstra	67 64	162	A	Hampton	57 36
				36	A	Penn	67 72	71	H	Vanderbilt	64 74	172	A	Northeastern	53 49
				39	H	St. Bonaventure	58 46	86	A	Saint Joseph's	46 53	172	H	Northeastern	65 73
				43	A	South Fla.	58 73	93	H	Elon	74 31	173	A	Delaware	54 53
												173	H	Delaware	47 43
												200	A	Col. of Charleston	46 49
												200	H	Col. of Charleston	66 54
												207	N	Montana	50 58
												221	A	William & Mary	67 50
												235	H	Dartmouth	69 53
												261	A	UNCW	71 57
												261	H	UNCW	66 60
LAST 12 Division I GAMES:															
261	H	UNCW	66 60	172	A	Northeastern	53 49								
35	H	James Madison	55 59	173	A	Delaware	54 53								
200	A	Col. of Charleston	46 49	93	H	Elon	74 31								
261	A	UNCW	71 57	35	A	James Madison	56 67								
173	H	Delaware	47 43	221	A	William & Mary	67 50								
67	H	Hofstra	67 64	172	H	Northeastern	65 73								

Non-Div I Games:

Drexel

■ Loss, 
■ Non-Conf, 
■ S Site, 
■ H Home 
■ A Away 
N Neutral

Average RPI Win:	155	WON-LOST	WINNING	LAST 10	STRENGTH OF	OPP. STRENGTH	TEAM	ADJ.	CONF.	ADJ CONF.
Average RPI Loss:	28	RECORD	PCT. RANK	GAMES	SCHEDULE	OF SCHEDULE	RPI	RPI	RPI	RPI
DIV. I ONLY	17- 10	98	5- 5	20	32	51	51	5	5	
DIV. I NON-CONF.	11- 3	54	0- 0	40	58	26	26	5	5	
TOTALS	RPI 1-25	RPI 26-50	W-L RECORDS	RPI 51-100	RPI 101-150	RPI 150+				
17- 10	0- 7	1- 2	OVERALL	4- 0	6- 1	6- 0				
11- 4	0- 3	0- 1	HOME	4- 0	3- 0	4- 0				
3- 6	0- 4	1- 1	AWAY	0- 0	1- 1	1- 0				
3- 0	0- 0	0- 0	NEUTRAL	0- 0	2- 0	1- 0				
11- 3	0- 3	1- 0	NON-CONFERENCE	3- 0	2- 0	5- 0				
7- 1	0- 1	0- 0	HOME	3- 0	0- 0	4- 0				
1- 2	0- 2	1- 0	AWAY	0- 0	0- 0	0- 0				
3- 0	0- 0	0- 0	NEUTRAL	0- 0	2- 0	1- 0				
6- 7	0- 4	0- 2	CONFERENCE	1- 0	4- 1	1- 0				
4- 3	0- 2	0- 1	HOME	1- 0	3- 0	0- 0				
2- 4	0- 2	0- 1	AWAY	0- 0	1- 1	1- 0				
0- 0	0- 0	0- 0	NEUTRAL	0- 0	0- 0	0- 0				

RPI S	Opponent	Score	RPI S	Opponent	Score	RPI S	Opponent	Score	RPI S	Opponent	Score
1	H Notre Dame	61 68	29	A Miami (FL)	53 61	74	H Army West Point	72 61	102	H North Carolina	71 55
3	A South Carolina	55 66	36	A Penn	57 50	81	H Minnesota	84 64	103	N Iowa St.	86 48
13	H Florida St.	53 69	46	H North Carolina St.	62 65	94	H Virginia	67 52	112	H Boston College	71 51
14	H Texas A&M	66 72				98	H Liberty	79 41	116	A Wake Forest	58 64
17	A Kentucky	61 71							116	H Wake Forest	95 68
18	A Louisville	48 65							129	A Pittsburgh	70 48
19	A Syracuse	50 86							132	N Idaho	74 68
									210	N Texas St.	85 34
									239	H Massachusetts	70 46
									241	A Clemson	72 43
									261	H UNCW	78 56
									299	H Western Caro.	84 47
									312	H Winthrop	78 50
LAST 12 Division I GAMES:											
116	A Wake Forest	58 64	102	H North Carolina	71 55						
13	H Florida St.	53 69	241	A Clemson	72 43						
29	A Miami (FL)	53 61	112	H Boston College	71 51						
94	H Virginia	67 52	46	H North Carolina St.	62 65						
1	H Notre Dame	61 68	18	A Louisville	48 65						
129	A Pittsburgh	70 48	116	H Wake Forest	95 68						

Non-Div I Games:

Duke



Average RPI Win: <b>169</b>	WON-LOST	WINNING	LAST 10	STRENGTH OF	OPP. STRENGTH	TEAM	ADJ.	CONF.	ADJ CONF.
Average RPI Loss: <b>33</b>	RECORD	PCT. RANK	GAMES	SCHEDULE	OF SCHEDULE	RPI	RPI	RPI	RPI
DIV. I ONLY	22- 2	6	9- 1	104	121	21	21	7	7
DIV. I NON-CONF.	11- 1	16	0- 0	158	235	27	27	8	8
TOTALS	RPI 1-25	RPI 26-50	W-L RECORDS	RPI 51-100	RPI 101-150	RPI 150+			
22- 2	0- 0	3- 2	OVERALL	3- 0	3- 0	13- 0			
10- 1	0- 0	3- 1	HOME	2- 0	0- 0	5- 0			
11- 1	0- 0	0- 1	AWAY	1- 0	3- 0	7- 0			
1- 0	0- 0	0- 0	NEUTRAL	0- 0	0- 0	1- 0			
11- 1	0- 0	2- 1	NON-CONFERENCE	1- 0	2- 0	6- 0			
4- 0	0- 0	2- 0	HOME	0- 0	0- 0	2- 0			
6- 1	0- 0	0- 1	AWAY	1- 0	2- 0	3- 0			
1- 0	0- 0	0- 0	NEUTRAL	0- 0	0- 0	1- 0			
11- 1	0- 0	1- 1	CONFERENCE	2- 0	1- 0	7- 0			
6- 1	0- 0	1- 1	HOME	2- 0	0- 0	3- 0			
5- 0	0- 0	0- 0	AWAY	0- 0	1- 0	4- 0			
0- 0	0- 0	0- 0	NEUTRAL	0- 0	0- 0	0- 0			

RPI 1-25			Team's RPI: 21		RPI 26-50			RPI 51-100			RPI 101+				
RPI	S	Opponent	Score	RPI	S	Opponent	Score	RPI	S	Opponent	Score	RPI	S	Opponent	Score
				27	H	George Washington	52 70	51	H	Dayton	89 58	105	A	VCU	71 67
				28	H	Ohio	64 47	69	A	Central Mich.	68 49	129	A	Pittsburgh	79 65
				38	A	Princeton	66 94	86	H	Saint Joseph's	73 59	134	A	Buffalo	79 62
				39	H	St. Bonaventure	74 62					155	A	Davidson	77 62
				42	H	St. John's (NY)	76 57					163	H	Fordham	55 40
												164	A	George Mason	72 56
												186	A	New Mexico	78 69
												191	A	Rhode Island	79 70
												191	H	Rhode Island	61 56
												203	A	Richmond	65 44
												239	H	Massachusetts	73 64
												264	N	N.C. A&T	81 67
												304	H	UMES	95 59
												318	H	Howard	86 62
												331	A	Lafayette	73 65
												333	A	Saint Peter's	63 38
LAST 12 Division I GAMES:															
				86	H	Saint Joseph's	73 59	39	H	St. Bonaventure	74 62				
				191	H	Rhode Island	61 56	27	H	George Washington	52 70				
				155	A	Davidson	77 62	191	A	Rhode Island	79 70				
				239	H	Massachusetts	73 64	163	H	Fordham	55 40				
				105	A	VCU	71 67	164	A	George Mason	72 56				
				203	A	Richmond	65 44	51	H	Dayton	89 58				

Non-Div I Games: Slippery Rock 79 54

Duquesne

■ Loss, 
 ■ Non-Conf, 
 ■ S Site, 
 ■ H Home 
 ■ A Away 
 N Neutral

Average RPI Win: <b>241</b>	WON-LOST	WINNING	LAST 10	STRENGTH OF	OPP. STRENGTH	TEAM	ADJ.	CONF.	ADJ CONF.
Average RPI Loss: <b>125</b>	RECORD	PCT. RANK	GAMES	SCHEDULE	OF SCHEDULE	RPI	RPI	RPI	RPI
DIV. I ONLY	<b>13- 10</b>	<b>132</b>	<b>8- 2</b>	<b>247</b>	<b>172</b>	<b>140</b>	<b>140</b>	<b>17</b>	<b>17</b>
DIV. I NON-CONF.	<b>5- 7</b>	<b>198</b>	<b>0- 0</b>	<b>136</b>	<b>133</b>	<b>144</b>	<b>144</b>	<b>16</b>	<b>16</b>
TOTALS	RPI 1-25	RPI 26-50	W-L RECORDS	RPI 51-100	RPI 101-150	RPI 150+			
13- 10	0- 1	0- 0	OVERALL	0- 3	2- 3	11- 3			
7- 1	0- 0	0- 0	HOME	0- 1	1- 0	6- 0			
6- 9	0- 1	0- 0	AWAY	0- 2	1- 3	5- 3			
0- 0	0- 0	0- 0	NEUTRAL	0- 0	0- 0	0- 0			
5- 7	0- 1	0- 0	NON-CONFERENCE	0- 2	1- 2	4- 2			
3- 0	0- 0	0- 0	HOME	0- 0	1- 0	2- 0			
2- 7	0- 1	0- 0	AWAY	0- 2	0- 2	2- 2			
0- 0	0- 0	0- 0	NEUTRAL	0- 0	0- 0	0- 0			
8- 3	0- 0	0- 0	CONFERENCE	0- 1	1- 1	7- 1			
4- 1	0- 0	0- 0	HOME	0- 1	0- 0	4- 0			
4- 2	0- 0	0- 0	AWAY	0- 0	1- 1	3- 1			
0- 0	0- 0	0- 0	NEUTRAL	0- 0	0- 0	0- 0			

RPI 1-25				RPI 26-50				RPI 51-100				RPI 101+ Team's RPI: 140			
RPI	S	Opponent	Score	RPI	S	Opponent	Score	RPI	S	Opponent	Score	RPI	S	Opponent	Score
15	A	Tennessee	49 <b>85</b>					61	H	Chattanooga	57 <b>65</b>	110	A	Iona	50 <b>56</b>
								71	A	Vanderbilt	39 <b>65</b>	116	A	Wake Forest	52 <b>69</b>
								93	A	Elon	38 <b>50</b>	120	A	Mercer	55 53
												122	A	Samford	47 <b>55</b>
												126	H	UNC Asheville	74 68
												155	A	Davidson	65 58
												161	A	Old Dominion	56 52
												197	A	Eastern Ky.	41 <b>64</b>
												215	A	Furman	77 <b>81</b>
												215	H	Furman	68 64
												254	A	Appalachian St.	52 <b>70</b>
												267	H	Austin Peay	80 76
												284	H	Campbell	70 55
												292	A	UNCG	80 77
												292	H	UNCG	89 73
												299	A	Western Caro.	45 43
												299	H	Western Caro.	74 62
												310	A	Wofford	70 54
												310	H	Wofford	70 69
LAST 12 Division I GAMES:															
292	A	UNCG	80 77	122	A	Samford	47 <b>55</b>								
299	A	Western Caro.	45 43	299	H	Western Caro.	74 62								
215	H	Furman	68 64	292	H	UNCG	89 73								
310	H	Wofford	70 69	310	A	Wofford	70 54								
61	H	Chattanooga	57 <b>65</b>	215	A	Furman	77 <b>81</b>								
120	A	Mercer	55 53	110	A	Iona	50 <b>56</b>								

Non-Div I Games: Armstrong St. 62 52 Lees-McRae 73 46 Brevard 69 46

ETSU

Loss, Non-Conf, S Site, H Home A Away N Neutral

## East Carolina

Through Games Of Feb. 14, 2016

Average RPI Win:	242	WON-LOST	WINNING	LAST 10	STRENGTH OF	OPP. STRENGTH	TEAM	ADJ.	CONF.	ADJ CONF.
Average RPI Loss:	83	RECORD	PCT. RANK	GAMES	SCHEDULE	OF SCHEDULE	RPI	RPI	RPI	RPI
DIV. I ONLY	9- 16	250	3- 7	72	106	174	174	8	8	
DIV. I NON-CONF.	6- 6	160	0- 0	41	225	110	110	7	7	
TOTALS	RPI 1-25	RPI 26-50	W-L RECORDS	RPI 51-100	RPI 101-150	RPI 150+				
9- 16	0- 2	0- 4	OVERALL	0- 5	0- 2	9- 3				
4- 5	0- 0	0- 1	HOME	0- 2	0- 1	4- 1				
3- 6	0- 1	0- 2	AWAY	0- 1	0- 0	3- 2				
2- 5	0- 1	0- 1	NEUTRAL	0- 2	0- 1	2- 0				
6- 6	0- 1	0- 2	NON-CONFERENCE	0- 2	0- 1	6- 0				
2- 0	0- 0	0- 0	HOME	0- 0	0- 0	2- 0				
2- 1	0- 0	0- 1	AWAY	0- 0	0- 0	2- 0				
2- 5	0- 1	0- 1	NEUTRAL	0- 2	0- 1	2- 0				
3- 10	0- 1	0- 2	CONFERENCE	0- 3	0- 1	3- 3				
2- 5	0- 0	0- 1	HOME	0- 2	0- 1	2- 1				
1- 5	0- 1	0- 1	AWAY	0- 1	0- 0	1- 2				
0- 0	0- 0	0- 0	NEUTRAL	0- 0	0- 0	0- 0				

RPI 1-25				RPI 26-50				RPI 51-100				RPI 101+ Team's RPI: 174			
RPI	S	Opponent	Score	RPI	S	Opponent	Score	RPI	S	Opponent	Score	RPI	S	Opponent	Score
2	A	UConn	46 92	28	N	Ohio	61 64	61	N	Chattanooga	61 72	109	H	Memphis	78 79
3	N	South Carolina	57 88	43	A	South Fla.	54 75	63	H	Temple	63 83	142	N	Creighton	66 91
				43	H	South Fla.	59 61	78	A	Tulane	73 78	158	A	SMU	67 74
				50	A	Auburn	69 83	78	H	Tulane	51 66	173	A	Delaware	68 58
								95	N	Northwestern	75 78	175	N	Eastern Wash.	80 62
												185	A	Tulsa	79 81
												185	H	Tulsa	54 55
												204	N	UTRGV	70 59
												219	H	Cincinnati	63 60
												225	H	Presbyterian	84 57
												258	H	Houston	76 70
												270	A	UCF	71 56
												326	A	A&M-Corpus Christi	82 46
												327	H	Alcorn	87 58
LAST 12 Division I GAMES:															
109	H	Memphis	78 79	219	H	Cincinnati	63 60								
158	A	SMU	67 74	43	A	South Fla.	54 75								
2	A	UConn	46 92	258	H	Houston	76 70								
185	H	Tulsa	54 55	270	A	UCF	71 56								
63	H	Temple	63 83	78	H	Tulane	51 66								
78	A	Tulane	73 78	43	H	South Fla.	59 61								

Non-Div I Games:

East Carolina

■ Loss, 
 ■ Non-Conf, 
 ■ S Site, 
 ■ Home 
 ■ A Away 
 N Neutral

Average RPI Win:	193	WON-LOST	WINNING	LAST 10	STRENGTH OF	OPP. STRENGTH	TEAM	ADJ.	CONF.	ADJ CONF.
Average RPI Loss:	207	RECORD	PCT. RANK	GAMES	SCHEDULE	OF SCHEDULE	RPI	RPI	RPI	RPI
DIV. I ONLY	3- 21	338	2- 8	250	280	338	338	24	24	
DIV. I NON-CONF.	1- 11	336	0- 0	173	322	322	322	23	23	
TOTALS	RPI 1-25	RPI 26-50	W-L RECORDS	RPI 51-100	RPI 101-150	RPI 150+				
3- 21	0- 0	0- 0	OVERALL	0- 3	1- 1	2- 17				
3- 8	0- 0	0- 0	HOME	0- 1	1- 0	2- 7				
0- 13	0- 0	0- 0	AWAY	0- 2	0- 1	0- 10				
0- 0	0- 0	0- 0	NEUTRAL	0- 0	0- 0	0- 0				
1- 11	0- 0	0- 0	NON-CONFERENCE	0- 1	1- 1	0- 9				
1- 4	0- 0	0- 0	HOME	0- 0	1- 0	0- 4				
0- 7	0- 0	0- 0	AWAY	0- 1	0- 1	0- 5				
0- 0	0- 0	0- 0	NEUTRAL	0- 0	0- 0	0- 0				
2- 10	0- 0	0- 0	CONFERENCE	0- 2	0- 0	2- 8				
2- 4	0- 0	0- 0	HOME	0- 1	0- 0	2- 3				
0- 6	0- 0	0- 0	AWAY	0- 1	0- 0	0- 5				
0- 0	0- 0	0- 0	NEUTRAL	0- 0	0- 0	0- 0				

RPI S	Opponent	Score	RPI S	Opponent	Score	RPI S	Opponent	Score	RPI S	Opponent	Score	Team's RPI: 338
						75	A Saint Louis	47 78	109	A Memphis	49 80	
						99	A Belmont	61 89	115	H IUPUI	77 71	
						100	H UT Martin	39 65	165	A SIUE	75 87	
									167	H Loyola Chicago	75 86	
									181	H Stetson	66 68	
									184	H Milwaukee	71 82	
									197	H Eastern Ky.	56 75	
									198	H Southeast Mo. St.	64 59	
									208	A Ill.-Chicago	54 66	
									219	A Cincinnati	57 70	
									227	H Western Ill.	69 92	
									233	A Indiana St.	42 60	
									257	A Northern Ill.	63 79	
									262	H Tennessee St.	53 62	
									266	A Murray St.	56 66	
									267	A Austin Peay	45 80	
									267	H Austin Peay	64 56	
									274	A Tennessee Tech	74 81	
									275	A Omaha	67 76	
									282	A Jacksonville St.	52 60	
									296	H Morehead St.	77 85	
LAST 12 Division I GAMES:												
267	H Austin Peay	64 56	296	H Morehead St.	77 85							
198	H Southeast Mo. St.	64 59	197	H Eastern Ky.	56 75							
165	A SIUE	75 87	99	A Belmont	61 89							
266	A Murray St.	56 66	262	H Tennessee St.	53 62							
267	A Austin Peay	45 80	282	A Jacksonville St.	52 60							
100	H UT Martin	39 65	274	A Tennessee Tech	74 81							

Non-Div I Games:

Eastern Ill.

Average RPI Win: 245		WON-LOST	WINNING	LAST 10	STRENGTH OF	OPP. STRENGTH	TEAM	ADJ.	CONF.	ADJ CONF.
Average RPI Loss: 156		RECORD	PCT. RANK	GAMES	SCHEDULE	OF SCHEDULE	RPI	RPI	RPI	RPI
DIV. I ONLY		11- 10	157	6- 4	248	232	197	197	24	24
DIV. I NON-CONF.		4- 5	193	0- 0	127	161	160	160	23	23
TOTALS	RPI 1-25		RPI 26-50		W-L RECORDS		RPI 51-100		RPI 101-150	RPI 150+
11- 10	0- 0		0- 2		OVERALL		1- 3		1- 0	9- 5
7- 3	0- 0		0- 0		HOME		1- 1		1- 0	5- 2
3- 6	0- 0		0- 1		AWAY		0- 2		0- 0	3- 3
1- 1	0- 0		0- 1		NEUTRAL		0- 0		0- 0	1- 0
4- 5	0- 0		0- 2		NON-CONFERENCE		0- 2		1- 0	3- 1
2- 1	0- 0		0- 0		HOME		0- 1		1- 0	1- 0
1- 3	0- 0		0- 1		AWAY		0- 1		0- 0	1- 1
1- 1	0- 0		0- 1		NEUTRAL		0- 0		0- 0	1- 0
7- 5	0- 0		0- 0		CONFERENCE		1- 1		0- 0	6- 4
5- 2	0- 0		0- 0		HOME		1- 0		0- 0	4- 2
2- 3	0- 0		0- 0		AWAY		0- 1		0- 0	2- 2
0- 0	0- 0		0- 0		NEUTRAL		0- 0		0- 0	0- 0

RPI 1-25				RPI 26-50				RPI 51-100				RPI 101+				Team's RPI: 197	
RPI	S	Opponent	Score	RPI	S	Opponent	Score	RPI	S	Opponent	Score	RPI	S	Opponent	Score		
				46	N	North Carolina St.	62 73	85	A	Missouri St.	63 87	140	H	ETSU	64 41		
				49	A	Western Ky.	60 76	91	H	Wright St.	69 71	165	A	SIUE	74 89		
								99	A	Belmont	61 72	198	H	Southeast Mo. St.	56 55		
								100	H	UT Martin	70 61	203	A	Richmond	62 81		
												262	A	Tennessee St.	70 66		
												262	H	Tennessee St.	78 67		
												263	A	Miami (OH)	77 72		
												266	H	Murray St.	72 60		
												267	A	Austin Peay	66 94		
												271	N	Saint Francis (PA)	88 82		
												274	H	Tennessee Tech	72 77		
												282	H	Jacksonville St.	54 56		
												296	H	Morehead St.	100 93		
												299	H	Western Caro.	91 62		
												338	A	Eastern Ill.	75 56		
LAST 12 Division I GAMES:																	
				262	H	Tennessee St.	78 67	266	H	Murray St.	72 60						
				99	A	Belmont	61 72	165	A	SIUE	74 89						
				262	A	Tennessee St.	70 66	338	A	Eastern Ill.	75 56						
				296	H	Morehead St.	100 93	198	H	Southeast Mo. St.	56 55						
				282	H	Jacksonville St.	54 56	100	H	UT Martin	70 61						
				274	H	Tennessee Tech	72 77	267	A	Austin Peay	66 94						

Non-Div I Games:	Cincinnati Christian	112	34	Davis & Elkins	73	58
------------------	----------------------	-----	----	----------------	----	----

Eastern Ky.

■ Loss, ■ Non-Conf, S Site, H Home A Away N Neutral

Average RPI Win:	194	WON-LOST	WINNING	LAST 10	STRENGTH OF	OPP. STRENGTH	TEAM	ADJ.	CONF.	ADJ CONF.
Average RPI Loss:	93	RECORD	PCT. RANK	GAMES	SCHEDULE	OF SCHEDULE	RPI	RPI	RPI	RPI
DIV. I ONLY	13- 8	103	5- 5	138	129	106	106	11	11	
DIV. I NON-CONF.	7- 2	57	0- 0	161	120	56	56	13	13	
TOTALS	RPI 1-25	RPI 26-50	W-L RECORDS	RPI 51-100	RPI 101-150	RPI 150+				
13- 8	0- 1	0- 1	OVERALL	1- 3	5- 2	7- 1				
7- 3	0- 0	0- 1	HOME	1- 1	4- 1	2- 0				
6- 4	0- 1	0- 0	AWAY	0- 1	1- 1	5- 1				
0- 1	0- 0	0- 0	NEUTRAL	0- 1	0- 0	0- 0				
7- 2	0- 1	0- 0	NON-CONFERENCE	1- 1	2- 0	4- 0				
3- 0	0- 0	0- 0	HOME	1- 0	1- 0	1- 0				
4- 1	0- 1	0- 0	AWAY	0- 0	1- 0	3- 0				
0- 1	0- 0	0- 0	NEUTRAL	0- 1	0- 0	0- 0				
6- 6	0- 0	0- 1	CONFERENCE	0- 2	3- 2	3- 1				
4- 3	0- 0	0- 1	HOME	0- 1	3- 1	1- 0				
2- 3	0- 0	0- 0	AWAY	0- 1	0- 1	2- 1				
0- 0	0- 0	0- 0	NEUTRAL	0- 0	0- 0	0- 0				

RPI 1-25				RPI 26-50				RPI 51-100				RPI 101+ Team's RPI: 106			
RPI	S	Opponent	Score	RPI	S	Opponent	Score	RPI	S	Opponent	Score	RPI	S	Opponent	Score
17	A	Kentucky	67 89	28	H	Ohio	64 71	60	N	Abilene Christian	59 83	114	H	Toledo	59 41
								65	H	Michigan	64 63	117	A	Harvard	85 81
								69	H	Central Mich.	65 66	118	H	Western Mich.	70 66
								80	A	Ball St.	54 76	119	A	Akron	72 75
												119	H	Akron	65 68
												134	H	Buffalo	67 56
												136	H	Oral Roberts	77 69
												178	A	Detroit	85 68
												204	H	UTRGV	78 56
												251	A	Bowling Green	63 67
												257	A	Northern Ill.	87 80
												263	A	Miami (OH)	70 46
												273	A	Monmouth	78 68
												317	H	Kent St.	72 51
												342	A	Air Force	72 59
LAST 12 Division I GAMES:															
263	A	Miami (OH)	70 46	80	A	Ball St.	54 76								
118	H	Western Mich.	70 66	317	H	Kent St.	72 51								
69	H	Central Mich.	65 66	28	H	Ohio	64 71								
119	A	Akron	72 75	257	A	Northern Ill.	87 80								
251	A	Bowling Green	63 67	119	H	Akron	65 68								
114	H	Toledo	59 41	134	H	Buffalo	67 56								

Non-Div I Games: Madonna 104 45 Hillsdale 94 77

Eastern Mich.

Average RPI Win:	240	WON-LOST	WINNING	LAST 10	STRENGTH OF	OPP. STRENGTH	TEAM	ADJ.	CONF.	ADJ CONF.
Average RPI Loss:	145	RECORD	PCT. RANK	GAMES	SCHEDULE	OF SCHEDULE	RPI	RPI	RPI	RPI
DIV. I ONLY	16- 8	84	8- 2	321	143	175	175	20	20	
DIV. I NON-CONF.	5- 6	180	0- 0	309	180	265	265	21	21	
TOTALS	RPI 1-25	RPI 26-50	W-L RECORDS	RPI 51-100	RPI 101-150	RPI 150+				
16- 8	0- 0	0- 0	OVERALL	0- 3	2- 3	14- 2				
9- 2	0- 0	0- 0	HOME	0- 1	1- 1	8- 0				
7- 3	0- 0	0- 0	AWAY	0- 0	1- 1	6- 0				
0- 3	0- 0	0- 0	NEUTRAL	0- 1	0- 1	0- 1				
5- 6	0- 0	0- 0	NON-CONFERENCE	0- 3	0- 2	5- 1				
3- 2	0- 0	0- 0	HOME	0- 1	0- 1	3- 0				
2- 1	0- 0	0- 0	AWAY	0- 1	0- 0	2- 0				
0- 3	0- 0	0- 0	NEUTRAL	0- 1	0- 1	0- 1				
11- 2	0- 0	0- 0	CONFERENCE	0- 0	2- 1	9- 1				
6- 0	0- 0	0- 0	HOME	0- 0	1- 0	5- 0				
5- 2	0- 0	0- 0	AWAY	0- 0	1- 1	4- 1				
0- 0	0- 0	0- 0	NEUTRAL	0- 0	0- 0	0- 0				

RPI 1-25				RPI 26-50				RPI 51-100				RPI 101+				Team's RPI: 175	
RPI	S	Opponent	Score	RPI	S	Opponent	Score	RPI	S	Opponent	Score	RPI	S	Opponent	Score		
								60	H	Abilene Christian	60	72	128	A	North Dakota	69	72
								95	N	Northwestern	70	74	128	H	North Dakota	60	57
								96	A	Gonzaga	56	78	132	A	Idaho	74	66
													137	H	Boise St.	79	84
													142	N	Creighton	60	66
													160	H	Montana St.	81	69
													169	A	Northern Colo.	66	57
													169	H	Northern Colo.	59	55
													174	N	East Carolina	62	80
													187	A	Sacramento St.	100	83
													207	H	Montana	67	65
													222	H	Utah Valley	68	64
													269	A	Northern Ariz.	81	71
													269	H	Northern Ariz.	72	65
													288	H	CSUN	70	59
													294	A	Wichita St.	67	62
													325	A	Portland St.	79	81
													330	A	Southern Utah	85	82
													330	H	Southern Utah	64	53
													337	A	Cal St. Fullerton	68	57
													342	H	Air Force	65	44
LAST 12 Division I GAMES:																	
169	A	Northern Colo.	66	57	207	H	Montana	67	65								
128	A	North Dakota	69	72	160	H	Montana St.	81	69								
330	H	Southern Utah	64	53	269	A	Northern Ariz.	81	71								
269	H	Northern Ariz.	72	65	330	A	Southern Utah	85	82								
187	A	Sacramento St.	100	83	132	A	Idaho	74	66								
325	A	Portland St.	79	81	128	H	North Dakota	60	57								

Non-Div I Games: Eastern Ore. 64 40

Eastern Wash.

■ Loss, 
 ■ Non-Conf, 
 ■ S Site, 
 ■ H Home 
 ■ A Away 
 N Neutral

Average RPI Win:	188	WON-LOST	WINNING	LAST 10	STRENGTH OF	OPP. STRENGTH	TEAM	ADJ.	CONF.	ADJ CONF.
Average RPI Loss:	115	RECORD	PCT. RANK	GAMES	SCHEDULE	OF SCHEDULE	RPI	RPI	RPI	RPI
DIV. I ONLY	14- 9	107	6- 4	122	110	93	93	13	13	
DIV. I NON-CONF.	6- 4	125	0- 0	59	69	49	49	12	12	
TOTALS	RPI 1-25	RPI 26-50	W-L RECORDS	RPI 51-100	RPI 101-150	RPI 150+				
14- 9	0- 1	1- 2	OVERALL	2- 3	1- 0	10- 3				
8- 2	0- 0	0- 1	HOME	2- 0	1- 0	5- 1				
6- 7	0- 1	1- 1	AWAY	0- 3	0- 0	5- 2				
0- 0	0- 0	0- 0	NEUTRAL	0- 0	0- 0	0- 0				
6- 4	0- 1	1- 1	NON-CONFERENCE	1- 1	1- 0	3- 1				
3- 0	0- 0	0- 0	HOME	1- 0	1- 0	1- 0				
3- 4	0- 1	1- 1	AWAY	0- 1	0- 0	2- 1				
0- 0	0- 0	0- 0	NEUTRAL	0- 0	0- 0	0- 0				
8- 5	0- 0	0- 1	CONFERENCE	1- 2	0- 0	7- 2				
5- 2	0- 0	0- 1	HOME	1- 0	0- 0	4- 1				
3- 3	0- 0	0- 0	AWAY	0- 2	0- 0	3- 1				
0- 0	0- 0	0- 0	NEUTRAL	0- 0	0- 0	0- 0				

RPI 1-25				RPI 26-50				RPI 51-100				Team's RPI: 93	RPI 101+			
RPI	S	Opponent	Score	RPI	S	Opponent	Score	RPI	S	Opponent	Score		RPI	S	Opponent	Score
3	A	South Carolina	63 78	35	H	James Madison	76 81	67	A	Hofstra	49 59		140	H	ETSU	50 38
				37	A	West Virginia	57 67	67	H	Hofstra	61 60		172	A	Northeastern	56 54
				46	A	North Carolina St.	69 66	87	A	Drexel	31 74		172	H	Northeastern	61 67
								90	H	Charlotte	90 83		173	A	Delaware	66 64
								98	A	Liberty	63 72		200	H	Col. of Charleston	52 41
													215	A	Furman	65 55
													221	H	William & Mary	73 51
													248	A	American	62 54
													249	A	Navy	70 73
													252	H	High Point	80 69
													261	A	UNCW	67 60
													261	H	UNCW	70 53
													286	A	Towson	78 85
													286	H	Towson	80 58
LAST 12 Division I GAMES:																
172	H	Northeastern	61 67	261	H	UNCW	70 53									
286	H	Towson	80 58	200	H	Col. of Charleston	52 41									
173	A	Delaware	66 64	87	A	Drexel	31 74									
221	H	William & Mary	73 51	286	A	Towson	78 85									
67	A	Hofstra	49 59	35	H	James Madison	76 81									
172	A	Northeastern	56 54	67	H	Hofstra	61 60									

Non-Div I Games: Lenoir-Rhyne 67 29

Elon



Average RPI Win:	296	WON-LOST	WINNING	LAST 10	STRENGTH OF	OPP. STRENGTH	TEAM	ADJ.	CONF.	ADJ CONF.
Average RPI Loss:	170	RECORD	PCT. RANK	GAMES	SCHEDULE	OF SCHEDULE	RPI	RPI	RPI	RPI
DIV. I ONLY	2- 21	342	1- 9	163	265	322	322	21	21	
DIV. I NON-CONF.	1- 10	330	0- 0	88	309	274	274	17	17	
TOTALS	RPI 1-25	RPI 26-50	W-L RECORDS	RPI 51-100	RPI 101-150	RPI 150+				
2- 21	0- 0	0- 0	OVERALL	0- 5	0- 6	2- 10				
1- 8	0- 0	0- 0	HOME	0- 2	0- 2	1- 4				
1- 11	0- 0	0- 0	AWAY	0- 2	0- 4	1- 5				
0- 2	0- 0	0- 0	NEUTRAL	0- 1	0- 0	0- 1				
1- 10	0- 0	0- 0	NON-CONFERENCE	0- 4	0- 2	1- 4				
0- 4	0- 0	0- 0	HOME	0- 2	0- 1	0- 1				
1- 4	0- 0	0- 0	AWAY	0- 1	0- 1	1- 2				
0- 2	0- 0	0- 0	NEUTRAL	0- 1	0- 0	0- 1				
1- 11	0- 0	0- 0	CONFERENCE	0- 1	0- 4	1- 6				
1- 4	0- 0	0- 0	HOME	0- 0	0- 1	1- 3				
0- 7	0- 0	0- 0	AWAY	0- 1	0- 3	0- 3				
0- 0	0- 0	0- 0	NEUTRAL	0- 0	0- 0	0- 0				

RPI 1-25			RPI 26-50			RPI 51-100			RPI 101+ Team's RPI: 322		
RPI	S	Opponent	Score	RPI	S	Opponent	Score	RPI	S	Opponent	Score
						55 N Santa Clara	44 62	107 A Drake		52 94	
						68 A Nebraska	40 85	115 H IUPUI		62 68	
						80 H Ball St.	53 73	121 A UNI		51 62	
						85 A Missouri St.	70 77	138 A Xavier		57 65	
						100 H UT Martin	48 75	145 A Southern Ill.		56 74	
								145 H Southern Ill.		63 66	
								160 N Montana St.		55 81	
								167 A Loyola Chicago		54 67	
								167 H Loyola Chicago		49 63	
								233 H Indiana St.		44 59	
								251 A Bowling Green		56 74	
								263 A Miami (OH)		85 91	
								266 H Murray St.		54 73	
								293 A Cleveland St.		72 63	
								294 A Wichita St.		50 58	
								298 A Bradley		52 66	
								298 H Bradley		62 46	
								315 H Illinois St.		57 64	
LAST 12 Division I GAMES:											
145 H		Southern Ill.	63 66	85 A		Missouri St.	70 77				
167 A		Loyola Chicago	54 67	145 A		Southern Ill.	56 74				
298 A		Bradley	52 66	298 H		Bradley	62 46				
233 H		Indiana St.	44 59	167 H		Loyola Chicago	49 63				
315 H		Illinois St.	57 64	107 A		Drake	52 94				
294 A		Wichita St.	50 58	121 A		UNI	51 62				

Non-Div I Games:

Evansville

Average RPI Win:	204	WON-LOST	WINNING	LAST 10	STRENGTH OF	OPP. STRENGTH	TEAM	ADJ.	CONF.	ADJ CONF.
Average RPI Loss:	67	RECORD	PCT. RANK	GAMES	SCHEDULE	OF SCHEDULE	RPI	RPI	RPI	RPI
DIV. I ONLY	21- 4	19	10- 0	175	181	64	64	29	29	
DIV. I NON-CONF.	11- 4	76	2- 0	50	79	50	50	27	27	
TOTALS	RPI 1-25	RPI 26-50	W-L RECORDS	RPI 51-100	RPI 101-150	RPI 150+				
21- 4	0- 1	2- 2	OVERALL	0- 0	7- 0	12- 1				
9- 2	0- 0	1- 1	HOME	0- 0	3- 0	5- 1				
10- 0	0- 0	1- 0	AWAY	0- 0	2- 0	7- 0				
2- 2	0- 1	0- 1	NEUTRAL	0- 0	2- 0	0- 0				
11- 4	0- 1	2- 2	NON-CONFERENCE	0- 0	5- 0	4- 1				
4- 2	0- 0	1- 1	HOME	0- 0	2- 0	1- 1				
5- 0	0- 0	1- 0	AWAY	0- 0	1- 0	3- 0				
2- 2	0- 1	0- 1	NEUTRAL	0- 0	2- 0	0- 0				
10- 0	0- 0	0- 0	CONFERENCE	0- 0	2- 0	8- 0				
5- 0	0- 0	0- 0	HOME	0- 0	1- 0	4- 0				
5- 0	0- 0	0- 0	AWAY	0- 0	1- 0	4- 0				
0- 0	0- 0	0- 0	NEUTRAL	0- 0	0- 0	0- 0				

RPI 1-25				RPI 26-50				RPI 51-100				Team's RPI: 64		RPI 101+			
RPI	S	Opponent	Score	RPI	S	Opponent	Score	RPI	S	Opponent	Score			RPI	S	Opponent	Score
25	N	Mississippi St.	60 65	27	A	George Washington	64 60							108	H	Quinnipiac	71 70
				28	N	Ohio	57 69							113	N	Arizona	57 55
				44	H	Arkansas St.	48 62							117	H	Harvard	74 65
				50	H	Auburn	52 45							118	N	Western Mich.	60 42
														119	A	Akron	82 64
														146	A	Jacksonville	59 55
														146	H	Jacksonville	58 39
														171	H	Fla. Atlantic	55 62
														181	H	Stetson	61 48
														205	H	USC Upstate	54 43
														206	H	Hartford	64 44
														253	A	Providence	50 41
														264	A	N.C. A&T	60 36
														289	A	FIU	81 53
														297	A	Kennesaw St.	78 47
														313	A	North Florida	65 38
														313	H	North Florida	75 50
														335	A	Lipscomb	71 39
														341	A	NJIT	53 32
														341	H	NJIT	70 37
LAST 12 Division I GAMES:																	
				341	A	NJIT	53 32					335	A	Lipscomb	71 39		
				146	A	Jacksonville	59 55					341	H	NJIT	70 37		
				313	H	North Florida	75 50					205	H	USC Upstate	54 43		
				146	H	Jacksonville	58 39					181	H	Stetson	61 48		
				313	A	North Florida	65 38					206	H	Hartford	64 44		
				297	A	Kennesaw St.	78 47					50	H	Auburn	52 45		

Non-Div I Games: St. Thomas (FL) 86 33

FGCU

■ Loss, 
 ■ Non-Conf, S Site, 
 ■ Home 
 ■ Away 
 N Neutral

Average RPI Win:	250	WON-LOST	WINNING	LAST 10	STRENGTH OF	OPP. STRENGTH	TEAM	ADJ.	CONF.	ADJ CONF.
Average RPI Loss:	140	RECORD	PCT. RANK	GAMES	SCHEDULE	OF SCHEDULE	RPI	RPI	RPI	RPI
DIV. I ONLY	4- 20	323	2- 8	137	150	289	289	12	12	
DIV. I NON-CONF.	2- 9	296	0- 0	269	213	333	333	10	10	
TOTALS	RPI 1-25	RPI 26-50	W-L RECORDS	RPI 51-100	RPI 101-150	RPI 150+				
4- 20	0- 0	0- 4	OVERALL	0- 4	1- 3	3- 9				
3- 10	0- 0	0- 2	HOME	0- 3	1- 2	2- 3				
1- 10	0- 0	0- 0	AWAY	0- 0	0- 1	1- 1				
0- 0	0- 0	0- 0	NEUTRAL	0- 0	0- 0	0- 0				
2- 9	0- 0	0- 1	NON-CONFERENCE	0- 2	0- 2	2- 4				
2- 5	0- 0	0- 0	HOME	0- 2	0- 1	2- 2				
0- 4	0- 0	0- 1	AWAY	0- 0	0- 1	0- 2				
0- 0	0- 0	0- 0	NEUTRAL	0- 0	0- 0	0- 0				
2- 11	0- 0	0- 3	CONFERENCE	0- 2	1- 1	1- 5				
1- 5	0- 0	0- 2	HOME	0- 1	1- 1	0- 1				
1- 6	0- 0	0- 1	AWAY	0- 1	0- 0	1- 4				
0- 0	0- 0	0- 0	NEUTRAL	0- 0	0- 0	0- 0				

RPI S	Opponent	Score	RPI S	Opponent	Score	RPI S	Opponent	Score	RPI S	Opponent	Score	Team's RPI: 289
29	A Miami (FL)	55 83	64	H FGCU	53 81	116	H Wake Forest	53 57				
32	A UTEP	52 70	72	H Middle Tenn.	62 85	141	H UAB	72 61				
32	H UTEP	57 69	82	H Marquette	83 95	143	H Marshall	58 65				
49	H Western Ky.	69 71	90	A Charlotte	74 87	146	A Jacksonville	44 80				
						151	A Southern Miss.	55 82				
						161	A Old Dominion	49 84				
						171	A Fla. Atlantic	82 87				
						176	A Louisiana Tech	63 82				
						191	H Rhode Island	50 68				
						244	A UTSA	59 54				
						244	H UTSA	52 63				
						270	A UCF	72 89				
						293	A Cleveland St.	57 64				
						294	H Wichita St.	62 76				
						300	H Florida A&M	81 65				
						314	H UMass Lowell	71 68				
LAST 12 Division I GAMES:												
244	A UTSA	59 54	32	H UTEP	57 69							
32	A UTEP	52 70	244	H UTSA	52 63							
72	H Middle Tenn.	62 85	151	A Southern Miss.	55 82							
141	H UAB	72 61	176	A Louisiana Tech	63 82							
161	A Old Dominion	49 84	143	H Marshall	58 65							
90	A Charlotte	74 87	49	H Western Ky.	69 71							

Non-Div I Games:

FIU

■ Loss, 
■ Non-Conf, 
■ S Site, 
■ H Home 
■ A Away 
N Neutral

## Fairfield

Through Games Of Feb. 14, 2016

Average RPI Win:	256	WON-LOST	WINNING	LAST 10	STRENGTH OF	OPP. STRENGTH	TEAM	ADJ.	CONF.	ADJ CONF.
Average RPI Loss:	158	RECORD	PCT. RANK	GAMES	SCHEDULE	OF SCHEDULE	RPI	RPI	RPI	RPI
DIV. I ONLY	15- 10	116	9- 1	290	249	211	211	23	23	
DIV. I NON-CONF.	5- 4	138	0- 0	145	219	163	163	24	24	
TOTALS	RPI 1-25	RPI 26-50	W-L RECORDS	RPI 51-100	RPI 101-150	RPI 150+				
15- 10	0- 0	0- 1	OVERALL	0- 2	1- 2	14- 5				
10- 6	0- 0	0- 0	HOME	0- 2	1- 2	9- 2				
5- 4	0- 0	0- 1	AWAY	0- 0	0- 0	5- 3				
0- 0	0- 0	0- 0	NEUTRAL	0- 0	0- 0	0- 0				
5- 4	0- 0	0- 1	NON-CONFERENCE	0- 2	1- 0	4- 1				
4- 2	0- 0	0- 0	HOME	0- 2	1- 0	3- 0				
1- 2	0- 0	0- 1	AWAY	0- 0	0- 0	1- 1				
0- 0	0- 0	0- 0	NEUTRAL	0- 0	0- 0	0- 0				
10- 6	0- 0	0- 0	CONFERENCE	0- 0	0- 2	10- 4				
6- 4	0- 0	0- 0	HOME	0- 0	0- 2	6- 2				
4- 2	0- 0	0- 0	AWAY	0- 0	0- 0	4- 2				
0- 0	0- 0	0- 0	NEUTRAL	0- 0	0- 0	0- 0				

RPI 1-25				RPI 26-50				RPI 51-100				RPI 101+				Team's RPI: 211	
RPI	S	Opponent	Score	RPI	S	Opponent	Score	RPI	S	Opponent	Score	RPI	S	Opponent	Score		
				42	A	St. John's (NY)	54 73	53	H	Albany (NY)	50 62	108	H	Quinnipiac	55 64		
								67	H	Hofstra	53 67	110	H	Iona	46 56		
												117	H	Harvard	67 50		
												153	A	Cornell	35 59		
												183	H	Marist	57 72		
												201	A	Canisius	51 50		
												201	H	Canisius	52 48		
												216	H	Siena	67 55		
												228	A	Manhattan	59 57		
												228	H	Manhattan	55 70		
												250	H	Sacred Heart	61 50		
												259	A	Loyola Maryland	71 45		
												273	A	Monmouth	68 60		
												273	H	Monmouth	80 70		
												279	H	La Salle	62 59		
												287	A	Rider	55 39		
												287	H	Rider	63 56		
												302	A	Niagara	55 56		
												302	H	Niagara	61 43		
												328	H	IPFW	74 62		
												333	A	Saint Peter's	46 56		
												333	H	Saint Peter's	76 49		
LAST 12 Division I GAMES:																	
				273	H	Monmouth	80 70	201	H	Canisius	52 48						
				333	H	Saint Peter's	76 49	108	H	Quinnipiac	55 64						
				216	H	Siena	67 55	228	A	Manhattan	59 57						
				302	H	Niagara	61 43	287	A	Rider	55 39						
				273	A	Monmouth	68 60	333	A	Saint Peter's	46 56						
				287	H	Rider	63 56	228	H	Manhattan	55 70						

Non-Div I Games:

Fairfield

■ Loss, 
 ■ Non-Conf, 
 S Site, 
 ■ Home 
 ■ Away 
 N Neutral

Average RPI Win:	284	WON-LOST	WINNING	LAST 10	STRENGTH OF	OPP. STRENGTH	TEAM	ADJ.	CONF.	ADJ CONF.
Average RPI Loss:	209	RECORD	PCT. RANK	GAMES	SCHEDULE	OF SCHEDULE	RPI	RPI	RPI	RPI
DIV. I ONLY	10- 16	242	6- 4	310	336	303	303	31	31	
DIV. I NON-CONF.	3- 10	277	0- 1	248	229	312	312	32	32	
TOTALS	RPI 1-25	RPI 26-50	W-L RECORDS	RPI 51-100	RPI 101-150	RPI 150+				
10- 16	0- 0	0- 1	OVERALL	0- 1	0- 2	10- 12				
7- 7	0- 0	0- 0	HOME	0- 0	0- 0	7- 7				
2- 7	0- 0	0- 1	AWAY	0- 1	0- 1	2- 4				
1- 2	0- 0	0- 0	NEUTRAL	0- 0	0- 1	1- 1				
3- 10	0- 0	0- 1	NON-CONFERENCE	0- 1	0- 2	3- 6				
2- 5	0- 0	0- 0	HOME	0- 0	0- 0	2- 5				
0- 3	0- 0	0- 1	AWAY	0- 1	0- 1	0- 0				
1- 2	0- 0	0- 0	NEUTRAL	0- 0	0- 1	1- 1				
7- 6	0- 0	0- 0	CONFERENCE	0- 0	0- 0	7- 6				
5- 2	0- 0	0- 0	HOME	0- 0	0- 0	5- 2				
2- 4	0- 0	0- 0	AWAY	0- 0	0- 0	2- 4				
0- 0	0- 0	0- 0	NEUTRAL	0- 0	0- 0	0- 0				

RPI 1-25			RPI 26-50			RPI 51-100			RPI 101+			Team's RPI: 303
RPI	S	Opponent	Score	RPI	S	Opponent	Score	RPI	S	Opponent	Score	
				37	A	West Virginia	42 91	88	A	Bucknell	62 72	
								102	A	North Carolina	46 64	
								110	N	Iona	54 77	
								156	N	Yale	58 77	
								188	H	Brown	48 63	
								193	A	Robert Morris	83 68	
								193	H	Robert Morris	60 52	
								216	H	Siena	65 81	
								220	H	Columbia	83 87	
								223	H	Bryant	41 70	
								228	H	Manhattan	78 85	
								230	N	Grand Canyon	74 68	
								250	A	Sacred Heart	61 72	
								271	A	Saint Francis (PA)	67 87	
								271	H	Saint Francis (PA)	73 72	
								273	H	Monmouth	81 75	
								276	H	Central Conn. St.	75 78	
								314	H	UMass Lowell	67 78	
								320	A	LIU Brooklyn	62 65	
								320	H	LIU Brooklyn	75 58	
								333	H	Saint Peter's	73 52	
								339	H	Mt. St. Mary's	66 53	
								343	A	Wagner	73 57	
								345	A	St. Francis Brooklyn	78 88	
								345	H	St. Francis Brooklyn	65 61	
LAST 12 Division I GAMES:												
				193	H	Robert Morris	60 52	339	H	Mt. St. Mary's	66 53	
				345	A	St. Francis Brooklyn	78 88	271	A	Saint Francis (PA)	67 87	
				343	A	Wagner	73 57	193	A	Robert Morris	83 68	
				271	H	Saint Francis (PA)	73 72	276	H	Central Conn. St.	75 78	
				320	A	LIU Brooklyn	62 65	250	A	Sacred Heart	61 72	
				320	H	LIU Brooklyn	75 58	220	H	Columbia	83 87	

Non-Div I Games:

Fairleigh Dickinson

■ Loss, 
 ■ Non-Conf, 
 ■ S Site, 
 ■ H Home 
 ■ A Away 
 N Neutral

Average RPI Win:	215	WON-LOST	WINNING	LAST 10	STRENGTH OF	OPP. STRENGTH	TEAM	ADJ.	CONF.	ADJ CONF.
Average RPI Loss:	114	RECORD	PCT. RANK	GAMES	SCHEDULE	OF SCHEDULE	RPI	RPI	RPI	RPI
DIV. I ONLY	10- 13	207	1- 9	67	198	171	171	12	12	
DIV. I NON-CONF.	7- 3	91	0- 0	62	323	82	82	10	10	
TOTALS	RPI 1-25	RPI 26-50	W-L RECORDS	RPI 51-100	RPI 101-150	RPI 150+				
10- 13	0- 0	0- 4	OVERALL	1- 3	2- 1	7- 5				
8- 5	0- 0	0- 2	HOME	0- 2	2- 1	6- 0				
1- 8	0- 0	0- 2	AWAY	1- 1	0- 0	0- 5				
1- 0	0- 0	0- 0	NEUTRAL	0- 0	0- 0	1- 0				
7- 3	0- 0	0- 1	NON-CONFERENCE	1- 1	1- 0	5- 1				
5- 1	0- 0	0- 0	HOME	0- 1	1- 0	4- 0				
1- 2	0- 0	0- 1	AWAY	1- 0	0- 0	0- 1				
1- 0	0- 0	0- 0	NEUTRAL	0- 0	0- 0	1- 0				
3- 10	0- 0	0- 3	CONFERENCE	0- 2	1- 1	2- 4				
3- 4	0- 0	0- 2	HOME	0- 1	1- 1	2- 0				
0- 6	0- 0	0- 1	AWAY	0- 1	0- 0	0- 4				
0- 0	0- 0	0- 0	NEUTRAL	0- 0	0- 0	0- 0				

RPI S	Opponent	Score	RPI S	Opponent	Score	RPI S	Opponent	Score	RPI S	Opponent	Score	Team's RPI: 171
32	A UTEP	47 75	32	H UTEP	66 78	64	A FGCU	62 55	119	H Akron	91 77	
48	A Kansas St.	53 102	49	H Western Ky.	62 81	72	H Middle Tenn.	73 83	141	H UAB	62 67	
						79	H South Dakota	53 76	143	H Marshall	84 73	
						90	A Charlotte	79 85	151	A Southern Miss.	80 89	
									161	A Old Dominion	45 85	
									176	A Louisiana Tech	62 65	
									184	H Milwaukee	71 67	
									207	A Montana	69 83	
									244	A UTSA	54 57	
									244	H UTSA	64 51	
									255	H Bethune-Cookman	82 60	
									262	N Tennessee St.	69 64	
									263	H Miami (OH)	68 65	
									289	H FIU	87 82	
									323	H Delaware St.	83 55	
LAST 12 Division I GAMES:												
32	A UTEP	47 75	244	H UTSA	64 51							
244	A UTSA	54 57	32	H UTEP	66 78							
141	H UAB	62 67	176	A Louisiana Tech	62 65							
72	H Middle Tenn.	73 83	151	A Southern Miss.	80 89							
90	A Charlotte	79 85	49	H Western Ky.	62 81							
161	A Old Dominion	45 85	143	H Marshall	84 73							

Non-Div I Games: Keiser 74 52

Fla. Atlantic

Average RPI Win:	140	WON-LOST	WINNING	LAST 10	STRENGTH OF	OPP. STRENGTH	TEAM	ADJ.	CONF.	ADJ CONF.
Average RPI Loss:	33	RECORD	PCT. RANK	GAMES	SCHEDULE	OF SCHEDULE	RPI	RPI	RPI	RPI
DIV. I ONLY	19- 6	41	6- 4	48	29	22	22	2	2	
DIV. I NON-CONF.	12- 1	9	0- 0	157	95	22	22	2	2	
TOTALS	RPI 1-25	RPI 26-50	W-L RECORDS	RPI 51-100	RPI 101-150	RPI 150+				
19- 6	4- 2	2- 3	OVERALL	1- 1	3- 0	9- 0				
11- 2	3- 1	2- 1	HOME	0- 0	2- 0	4- 0				
6- 4	1- 1	0- 2	AWAY	0- 1	1- 0	4- 0				
2- 0	0- 0	0- 0	NEUTRAL	1- 0	0- 0	1- 0				
12- 1	1- 0	2- 0	NON-CONFERENCE	1- 1	0- 0	8- 0				
7- 0	1- 0	2- 0	HOME	0- 0	0- 0	4- 0				
3- 1	0- 0	0- 0	AWAY	0- 1	0- 0	3- 0				
2- 0	0- 0	0- 0	NEUTRAL	1- 0	0- 0	1- 0				
7- 5	3- 2	0- 3	CONFERENCE	0- 0	3- 0	1- 0				
4- 2	2- 1	0- 1	HOME	0- 0	2- 0	0- 0				
3- 3	1- 1	0- 2	AWAY	0- 0	1- 0	1- 0				
0- 0	0- 0	0- 0	NEUTRAL	0- 0	0- 0	0- 0				

RPI	S	Opponent	Score	RPI	S	Opponent	Score	RPI	S	Opponent	Score	RPI	S	Opponent	Score
3	A	South Carolina	71 86	26	H	Georgia	61 71	63	A	Temple	91 97	123	H	LSU	53 45
13	H	Florida St.	82 72	33	A	Missouri	64 79	80	N	Ball St.	85 79	130	A	Arkansas	71 66
14	H	Texas A&M	83 81	44	H	Arkansas St.	76 72					148	H	Alabama	80 72
15	A	Tennessee	74 66	46	H	North Carolina St.	79 72					151	A	Wisconsin	91 75
17	H	Kentucky	85 79	50	A	Auburn	58 80					159	A	Ole Miss	85 65
25	H	Mississippi St.	70 76									179	A	Colorado	83 61
Team's RPI: 22															
LAST 12 Division I GAMES:															
50	A	Auburn	58 80	148	H	Alabama	80 72					193	H	Robert Morris	79 52
3	A	South Carolina	71 86	123	H	LSU	53 45					209	A	South Ala.	72 60
14	H	Texas A&M	83 81	26	H	Georgia	61 71					270	N	UCF	93 79
17	H	Kentucky	85 79	159	A	Ole Miss	85 65					271	H	Saint Francis (PA)	122 65
130	A	Arkansas	71 66	15	A	Tennessee	74 66					297	H	Kennesaw St.	84 57
33	A	Missouri	64 79	25	H	Mississippi St.	70 76					301	H	Savannah St.	99 34

Non-Div I Games:

Florida

■ Loss, 
■ Non-Conf, S Site, 
■ Home 
■ Away 
N Neutral

Average RPI Win:	282	WON-LOST	WINNING	LAST 10	STRENGTH OF	OPP. STRENGTH	TEAM	ADJ.	CONF.	ADJ CONF.
Average RPI Loss:	225	RECORD	PCT. RANK	GAMES	SCHEDULE	OF SCHEDULE	RPI	RPI	RPI	RPI
DIV. I ONLY	10- 11	189	5- 4	348	279	300	300	30	30	
DIV. I NON-CONF.	4- 7	222	1- 1	343	136	311	311	30	30	
TOTALS	RPI 1-25	RPI 26-50	W-L RECORDS	RPI 51-100	RPI 101-150	RPI 150+				
10- 11	0- 0	0- 1	OVERALL	0- 0	0- 2	10- 8				
5- 4	0- 0	0- 0	HOME	0- 0	0- 1	5- 3				
3- 6	0- 0	0- 1	AWAY	0- 0	0- 1	3- 4				
2- 1	0- 0	0- 0	NEUTRAL	0- 0	0- 0	2- 1				
4- 7	0- 0	0- 1	NON-CONFERENCE	0- 0	0- 2	4- 4				
1- 2	0- 0	0- 0	HOME	0- 0	0- 1	1- 1				
1- 4	0- 0	0- 1	AWAY	0- 0	0- 1	1- 2				
2- 1	0- 0	0- 0	NEUTRAL	0- 0	0- 0	2- 1				
6- 4	0- 0	0- 0	CONFERENCE	0- 0	0- 0	6- 4				
4- 2	0- 0	0- 0	HOME	0- 0	0- 0	4- 2				
2- 2	0- 0	0- 0	AWAY	0- 0	0- 0	2- 2				
0- 0	0- 0	0- 0	NEUTRAL	0- 0	0- 0	0- 0				

RPI 1-25				RPI 26-50				RPI 51-100				RPI 101+ Team's RPI: 300			
RPI	S	Opponent	Score	RPI	S	Opponent	Score	RPI	S	Opponent	Score	RPI	S	Opponent	Score
				39	A	Southern California	45 88					102	A	North Carolina	58 94
												120	H	Mercer	50 54
												162	A	Hampton	66 59
												190	N	UC Davis	61 58
												218	H	Morgan St.	62 67
												241	A	Clemson	77 68
												255	A	Bethune-Cookman	60 67
												264	A	N.C. A&T	51 80
												270	A	UCF	55 93
												272	H	Coppin St.	79 73
												289	A	FIU	65 81
												297	H	Kennesaw St.	69 67
												299	N	Western Caro.	53 69
												301	H	Savannah St.	59 38
												306	H	Southeastern La.	57 62
												311	H	South Carolina St.	62 68
												323	H	Delaware St.	86 56
												340	N	New Orleans	71 60
												346	A	Norfolk St.	83 67
												348	H	N.C. Central	55 45
LAST 12 Division I GAMES:															
				264	A	N.C. A&T	51 80					162	A	Hampton	66 59
				323	H	Delaware St.	86 56					346	A	Norfolk St.	83 67
				348	H	N.C. Central	55 45					120	H	Mercer	50 54
				255	A	Bethune-Cookman	60 67					301	H	Savannah St.	59 38
				272	H	Coppin St.	79 73					241	A	Clemson	77 68
				218	H	Morgan St.	62 67					190	N	UC Davis	61 58

Non-Div I Games: Clark Atlanta 98 88 Fla. Memorial 66 62

Florida A&M

Loss, Non-Conf, S Site, H Home A Away N Neutral



Average RPI Win:	144	WON-LOST	WINNING	LAST 10	STRENGTH OF	OPP. STRENGTH	TEAM	ADJ.	CONF.	ADJ CONF.
Average RPI Loss:	12	RECORD	PCT. RANK	GAMES	SCHEDULE	OF SCHEDULE	RPI	RPI	RPI	RPI
DIV. I ONLY	21- 4	19	10- 0	57	56	13	13	5	5	
DIV. I NON-CONF.	10- 3	61	0- 0	30	101	21	21	5	5	
TOTALS	RPI 1-25	RPI 26-50	W-L RECORDS	RPI 51-100	RPI 101-150	RPI 150+				
21- 4	0- 4	2- 0	OVERALL	5- 0	8- 0	6- 0				
14- 0	0- 0	1- 0	HOME	4- 0	6- 0	3- 0				
6- 3	0- 3	1- 0	AWAY	1- 0	2- 0	2- 0				
1- 1	0- 1	0- 0	NEUTRAL	0- 0	0- 0	1- 0				
10- 3	0- 3	1- 0	NON-CONFERENCE	2- 0	3- 0	4- 0				
8- 0	0- 0	1- 0	HOME	2- 0	3- 0	2- 0				
1- 2	0- 2	0- 0	AWAY	0- 0	0- 0	1- 0				
1- 1	0- 1	0- 0	NEUTRAL	0- 0	0- 0	1- 0				
11- 1	0- 1	1- 0	CONFERENCE	3- 0	5- 0	2- 0				
6- 0	0- 0	0- 0	HOME	2- 0	3- 0	1- 0				
5- 1	0- 1	1- 0	AWAY	1- 0	2- 0	1- 0				
0- 0	0- 0	0- 0	NEUTRAL	0- 0	0- 0	0- 0				

RPI	S	Opponent	Score
2	N	UConn	49 73
7	A	Arizona St.	56 68
18	A	Louisville	69 79
22	A	Florida	72 82

RPI	S	Opponent	Score
29	A	Miami (FL)	69 58
41	H	Rutgers	65 43

RPI	S	Opponent	Score
51	A	Duke	69 53
63	H	Temple	75 47
78	H	Tulane	78 72
84	H	Georgia Tech	75 69
94	H	Virginia	70 48

RPI	S	Opponent	Score
102	H	North Carolina	94 63
110	H	Virginia Tech	68 50
112	H	Boston College	75 42
116	A	Wake Forest	96 55
120	H	Mercer	79 36
129	A	Pittsburgh	66 55
141	H	UAB	84 44
146	H	Jacksonville	77 60
237	N	Sam Houston St.	94 37
241	A	Clemson	85 40
241	H	Clemson	75 56
266	H	Murray St.	101 59
313	H	North Florida	80 28
320	A	LIU Brooklyn	78 42

## LAST 12 Division I GAMES:

102	H	North Carolina	94 63	94	H	Virginia	70 48
51	A	Duke	69 53	129	A	Pittsburgh	66 55
241	H	Clemson	75 56	241	A	Clemson	85 40
110	H	Virginia Tech	68 50	84	H	Georgia Tech	75 69
116	A	Wake Forest	96 55	112	H	Boston College	75 42
29	A	Miami (FL)	69 58	18	A	Louisville	69 79

Non-Div I Games:

Florida St.

Average RPI Win:	219	WON-LOST	WINNING	LAST 10	STRENGTH OF	OPP. STRENGTH	TEAM	ADJ.	CONF.	ADJ CONF.
Average RPI Loss:	82	RECORD	PCT. RANK	GAMES	SCHEDULE	OF SCHEDULE	RPI	RPI	RPI	RPI
DIV. I ONLY	12- 13	185	6- 4	120	91	163	163	7	7	
DIV. I NON-CONF.	5- 8	209	0- 0	167	130	223	223	8	8	
TOTALS	RPI 1-25	RPI 26-50	W-L RECORDS	RPI 51-100	RPI 101-150	RPI 150+				
12- 13	0- 2	1- 3	OVERALL	1- 3	0- 3	10- 2				
10- 3	0- 0	1- 0	HOME	1- 2	0- 0	8- 1				
2- 8	0- 0	0- 2	AWAY	0- 0	0- 1	2- 0				
0- 2	0- 1	0- 0	NEUTRAL	0- 0	0- 1	0- 0				
5- 8	0- 1	0- 2	NON-CONFERENCE	0- 2	0- 2	5- 1				
4- 3	0- 0	0- 0	HOME	0- 2	0- 0	4- 1				
1- 3	0- 0	0- 2	AWAY	0- 0	0- 1	1- 0				
0- 2	0- 1	0- 0	NEUTRAL	0- 0	0- 1	0- 0				
7- 5	0- 1	1- 1	CONFERENCE	1- 1	0- 1	5- 1				
6- 0	0- 0	1- 0	HOME	1- 0	0- 0	4- 0				
1- 5	0- 1	0- 1	AWAY	0- 1	0- 1	1- 1				
0- 0	0- 0	0- 0	NEUTRAL	0- 0	0- 0	0- 0				

RPI 1-25				RPI 26-50				RPI 51-100				RPI 101+ Team's RPI: 163			
RPI	S	Opponent	Score	RPI	S	Opponent	Score	RPI	S	Opponent	Score	RPI	S	Opponent	Score
19	N	Syracuse	54 76	27	H	George Washington	76 69	63	H	Temple	44 57	105	A	VCU	51 61
21	A	Duquesne	40 55	34	A	Seton Hall	54 66	71	H	Vanderbilt	40 53	131	A	Penn St.	59 75
				38	A	Princeton	44 55	86	A	Saint Joseph's	51 61	133	N	Texas Tech	48 62
				39	A	St. Bonaventure	41 55	86	H	Saint Joseph's	47 40	155	A	Davidson	51 69
												155	H	Davidson	51 40
												164	H	George Mason	66 54
												173	H	Delaware	48 55
												191	H	Rhode Island	50 42
												228	A	Manhattan	60 49
												239	A	Massachusetts	60 55
												276	H	Central Conn. St.	63 48
												279	H	La Salle	54 44
												323	H	Delaware St.	74 58
												326	H	A&M-Corpus Christi	67 49
												331	H	Lafayette	61 49
LAST 12 Division I GAMES:															
279	H	La Salle	54 44	155	A	Davidson	51 69	86	H	Saint Joseph's	47 40				
86	A	Saint Joseph's	51 61	164	H	George Mason	66 54	21	A	Duquesne	40 55				
239	A	Massachusetts	60 55	39	A	St. Bonaventure	41 55								
27	H	George Washington	76 69												
191	H	Rhode Island	50 42												
105	A	VCU	51 61												

Non-Div I Games:

Fordham

■ Loss, 
 ■ Non-Conf, 
 S Site, 
 ■ Home 
 ■ Away 
 N Neutral

Average RPI Win: <b>231</b>	WON-LOST	WINNING	LAST 10	STRENGTH OF	OPP. STRENGTH	TEAM	ADJ.	CONF.	ADJ CONF.
Average RPI Loss: <b>107</b>	RECORD	PCT. RANK	GAMES	SCHEDULE	OF SCHEDULE	RPI	RPI	RPI	RPI
DIV. I ONLY	12- 9	129	8- 2	192	149	147	147	19	19
DIV. I NON-CONF.	2- 7	280	0- 0	25	53	190	190	20	20
TOTALS	RPI 1-25	RPI 26-50	W-L RECORDS	RPI 51-100	RPI 101-150	RPI 150+			
12- 9	0- 0	0- 2	OVERALL	0- 4	1- 0	11- 3			
6- 4	0- 0	0- 2	HOME	0- 1	1- 0	5- 1			
5- 5	0- 0	0- 0	AWAY	0- 3	0- 0	5- 2			
1- 0	0- 0	0- 0	NEUTRAL	0- 0	0- 0	1- 0			
2- 7	0- 0	0- 2	NON-CONFERENCE	0- 4	0- 0	2- 1			
1- 3	0- 0	0- 2	HOME	0- 1	0- 0	1- 0			
0- 4	0- 0	0- 0	AWAY	0- 3	0- 0	0- 1			
1- 0	0- 0	0- 0	NEUTRAL	0- 0	0- 0	1- 0			
10- 2	0- 0	0- 0	CONFERENCE	0- 0	1- 0	9- 2			
5- 1	0- 0	0- 0	HOME	0- 0	1- 0	4- 1			
5- 1	0- 0	0- 0	AWAY	0- 0	0- 0	5- 1			
0- 0	0- 0	0- 0	NEUTRAL	0- 0	0- 0	0- 0			
























































RPI 1-25				RPI 26-50				RPI 51-100				RPI 101+				Team's RPI: 147	
RPI	S	Opponent	Score	RPI	S	Opponent	Score	RPI	S	Opponent	Score	RPI	S	Opponent	Score		
				27	H	George Washington	53 61	57	A	St. Mary's (CA)	81 83	137	H	Boise St.	62 57		
				30	H	Washington	79 89	66	A	UC Riverside	68 86	172	N	Northeastern	69 55		
								70	A	Utah	63 78	182	A	UNLV	57 52		
								83	H	San Diego	68 72	182	H	UNLV	58 54		
												186	A	New Mexico	69 65		
												189	A	San Jose St.	59 54		
												189	H	San Jose St.	64 66		
												196	A	Cal Poly	60 64		
												236	A	Wyoming	49 42		
												245	H	CSU Bakersfield	57 52		
												247	A	San Diego St.	54 65		
												247	H	San Diego St.	54 49		
												329	A	Nevada	67 59		
												329	H	Nevada	65 56		
												342	H	Air Force	70 46		
LAST 12 Division I GAMES:																	
				329	H	Nevada	65 56	247	H	San Diego St.	54 49						
				247	A	San Diego St.	54 65	189	A	San Jose St.	59 54						
				182	A	UNLV	57 52	137	H	Boise St.	62 57						
				189	H	San Jose St.	64 66	329	A	Nevada	67 59						
				236	A	Wyoming	49 42	186	A	New Mexico	69 65						
				342	H	Air Force	70 46	182	H	UNLV	58 54						

Non-Div I Games: Fresno Pacific 78 33 Stanislaus St. 72 49

Fresno St.





■ Loss, 
■ Non-Conf, 
■ S Site, 
■ H Home 
■ A Away 
N Neutral

Average RPI Win: <b>262</b>	WON-LOST	WINNING	LAST 10	STRENGTH OF	OPP. STRENGTH	TEAM	ADJ.	CONF.	ADJ CONF.
Average RPI Loss: <b>132</b>	RECORD	PCT. RANK	GAMES	SCHEDULE	OF SCHEDULE	RPI	RPI	RPI	RPI
DIV. I ONLY	10- 13	207	5- 5	218	224	215	215	17	17
DIV. I NON-CONF.	5- 8	209	0- 1	235	282	230	230	16	16
TOTALS	RPI 1-25	RPI 26-50	W-L RECORDS	RPI 51-100	RPI 101-150	RPI 150+			
10- 13	0- 0	0- 1	OVERALL	0- 3	1- 6	9- 3			
5- 5	0- 0	0- 0	HOME	0- 2	1- 2	4- 1			
5- 8	0- 0	0- 0	AWAY	0- 0	0- 2	5- 0			
0- 0	0- 0	0- 0	NEUTRAL	0- 0	0- 0	0- 0			
5- 8	0- 0	0- 1	NON-CONFERENCE	0- 1	0- 3	5- 3			
3- 2	0- 0	0- 0	HOME	0- 1	0- 0	3- 1			
2- 6	0- 0	0- 1	AWAY	0- 0	0- 3	2- 2			
0- 0	0- 0	0- 0	NEUTRAL	0- 0	0- 0	0- 0			
5- 5	0- 0	0- 0	CONFERENCE	0- 2	1- 3	4- 0			
2- 3	0- 0	0- 0	HOME	0- 1	1- 2	1- 0			
3- 2	0- 0	0- 0	AWAY	0- 1	0- 1	3- 0			
0- 0	0- 0	0- 0	NEUTRAL	0- 0	0- 0	0- 0			

RPI S	Opponent	Score	RPI S	Opponent	Score	RPI S	Opponent	Score	RPI S	Opponent	Score	Team's RPI: 215
			26 	Georgia	39  77	61 	Chattanooga	46  61	105 	VCU	45  67	
						61 	Chattanooga	50  56	110 	Virginia Tech	30  59	
						93 	Elon	55  65	120 	Mercer	50  61	
									122 	Samford	45  58	
									126 	UNC Asheville	71  84	
									140 	ETSU	64  68	
									140 	ETSU	81 77	
									155 	Davidson	51  69	
									203 	Richmond	69 62	
									205 	USC Upstate	75 63	
									241 	Clemson	70 49	
									254 	Appalachian St.	78  92	
									292 	UNCG	75 59	
									299 	Western Caro.	83 76	
									310 	Wofford	70 61	
									310 	Wofford	70 64	
									311 	South Carolina St.	59 46	
									312 	Winthrop	71 52	
									348 	N.C. Central	61  66	
LAST 12 Division I GAMES:												
310 	Wofford	70 64	299 	Western Caro.	83 76							
140 	ETSU	64  68	310 	Wofford	70 61							
61 	Chattanooga	46  61	61 	Chattanooga	50  56							
120 	Mercer	50  61	140 	ETSU	81 77							
122 	Samford	45  58	348 	N.C. Central	61  66							
292 	UNCG	75 59	110 	Virginia Tech	30  59							

Non-Div I Games: Converse 89 52 North Greenville 69 39

Furman

 Loss,  Non-Conf, S Site,  Home  Away N Neutral

## Ga. Southern

Through Games Of Feb. 14, 2016

Average RPI Win:	262	WON-LOST	WINNING	LAST 10	STRENGTH OF	OPP. STRENGTH	TEAM	ADJ.	CONF.	ADJ CONF.
Average RPI Loss:	174	RECORD	PCT. RANK	GAMES	SCHEDULE	OF SCHEDULE	RPI	RPI	RPI	RPI
DIV. I ONLY	7- 16	274	3- 7	232	268	277	277	16	16	
DIV. I NON-CONF.	3- 6	234	0- 0	224	346	269	269	14	14	
TOTALS	RPI 1-25	RPI 26-50	W-L RECORDS	RPI 51-100	RPI 101-150	RPI 150+				
7- 16	0- 0	0- 2	OVERALL	0- 0	0- 5	7- 9				
4- 6	0- 0	0- 0	HOME	0- 0	0- 2	4- 4				
3- 9	0- 0	0- 2	AWAY	0- 0	0- 3	3- 4				
0- 1	0- 0	0- 0	NEUTRAL	0- 0	0- 0	0- 1				
3- 6	0- 0	0- 1	NON-CONFERENCE	0- 0	0- 1	3- 4				
2- 2	0- 0	0- 0	HOME	0- 0	0- 0	2- 2				
1- 3	0- 0	0- 1	AWAY	0- 0	0- 1	1- 1				
0- 1	0- 0	0- 0	NEUTRAL	0- 0	0- 0	0- 1				
4- 10	0- 0	0- 1	CONFERENCE	0- 0	0- 4	4- 5				
2- 4	0- 0	0- 0	HOME	0- 0	0- 2	2- 2				
2- 6	0- 0	0- 1	AWAY	0- 0	0- 2	2- 3				
0- 0	0- 0	0- 0	NEUTRAL	0- 0	0- 0	0- 0				

RPI 1-25			RPI 26-50			RPI 51-100			RPI 101+ Team's RPI: 277		
RPI	S	Opponent	Score	RPI	S	Opponent	Score	RPI	S	Opponent	Score
				26	A	Georgia	28 75	120	A	Mercer	50 62
				44	A	Arkansas St.	54 77	135	A	Little Rock	36 69
								144	A	UT Arlington	31 70
								144	H	UT Arlington	41 53
								150	H	La.-Lafayette	39 56
								180	A	Troy	68 84
								180	H	Troy	66 81
								181	A	Stetson	57 79
								193	H	Robert Morris	49 64
								209	A	South Ala.	45 48
								209	H	South Ala.	57 43
								210	A	Texas St.	56 61
								210	H	Texas St.	78 64
								254	A	Appalachian St.	65 50
								255	N	Bethune-Cookman	49 65
								268	A	Georgia St.	61 50
								282	H	Jacksonville St.	60 56
								285	H	La.-Monroe	49 50
								301	A	Savannah St.	64 48
								307	H	Charleston So.	64 51
								335	H	Lipscomb	55 66
LAST 12 Division I GAMES:											
209	A	South Ala.	45 48	254	A	Appalachian St.	65 50				
180	A	Troy	68 84	268	A	Georgia St.	61 50				
210	H	Texas St.	78 64	285	H	La.-Monroe	49 50				
144	H	UT Arlington	41 53	150	H	La.-Lafayette	39 56				
44	A	Arkansas St.	54 77	180	H	Troy	66 81				
135	A	Little Rock	36 69	209	H	South Ala.	57 43				

Non-Div I Games:

Ga. Southern

■ Loss, 
 ■ Non-Conf, 
 ■ S Site, 
 ■ Home 
 ■ A Away 
 N Neutral

Average RPI Win:	245	WON-LOST	WINNING	LAST 10	STRENGTH OF	OPP. STRENGTH	TEAM	ADJ.	CONF.	ADJ CONF.
Average RPI Loss:	188	RECORD	PCT. RANK	GAMES	SCHEDULE	OF SCHEDULE	RPI	RPI	RPI	RPI
DIV. I ONLY	14- 9	107	7- 3	314	226	212	212	27	27	
DIV. I NON-CONF.	4- 4	160	0- 0	315	86	264	264	29	29	
TOTALS	RPI 1-25	RPI 26-50	W-L RECORDS	RPI 51-100	RPI 101-150	RPI 150+				
14- 9	0- 0	0- 0	OVERALL	1- 1	2- 2	11- 6				
10- 2	0- 0	0- 0	HOME	1- 0	0- 0	9- 2				
4- 4	0- 0	0- 0	AWAY	0- 1	2- 0	2- 3				
0- 3	0- 0	0- 0	NEUTRAL	0- 0	0- 2	0- 1				
4- 4	0- 0	0- 0	NON-CONFERENCE	0- 0	1- 2	3- 2				
3- 1	0- 0	0- 0	HOME	0- 0	0- 0	3- 1				
1- 0	0- 0	0- 0	AWAY	0- 0	1- 0	0- 0				
0- 3	0- 0	0- 0	NEUTRAL	0- 0	0- 2	0- 1				
10- 5	0- 0	0- 0	CONFERENCE	1- 1	1- 0	8- 4				
7- 1	0- 0	0- 0	HOME	1- 0	0- 0	6- 1				
3- 4	0- 0	0- 0	AWAY	0- 1	1- 0	2- 3				
0- 0	0- 0	0- 0	NEUTRAL	0- 0	0- 0	0- 0				

RPI 1-25			RPI 26-50			RPI 51-100			RPI 101+ Team's RPI: 212		
RPI	S	Opponent	Score	RPI	S	Opponent	Score	RPI	S	Opponent	Score
						98 A Liberty	51 73	102 A North Carolina		66 65	
						98 H Liberty	61 57	113 N Arizona		60 79	
								118 N Western Mich.		44 71	
								126 A UNC Asheville		58 56	
								157 H Pacific		77 84	
								158 N SMU		61 69	
								202 A Radford		51 54	
								202 H Radford		54 50	
								225 A Presbyterian		53 60	
								252 A High Point		79 72	
								252 H High Point		82 70	
								284 A Campbell		70 35	
								284 H Campbell		68 56	
								292 H UNCG		59 57	
								297 H Kennesaw St.		70 56	
								305 H Coastal Caro.		56 59	
								307 H Charleston So.		63 55	
								310 H Wofford		64 61	
								312 A Winthrop		62 81	
								312 H Winthrop		70 52	
								316 H Longwood		67 42	
LAST 12 Division I GAMES:											
252	A	High Point	79 72	202	H	Radford	54 50				
202	A	Radford	51 54	316	H	Longwood	67 42				
312	H	Winthrop	70 52	126	A	UNC Asheville	58 56				
284	H	Campbell	68 56	307	H	Charleston So.	63 55				
225	A	Presbyterian	53 60	252	H	High Point	82 70				
98	A	Liberty	51 73	284	A	Campbell	70 35				

Non-Div I Games: Montreat 84 49 Bluefield Col. 64 51

Gardner-Webb

Loss, Non-Conf, S Site, H Home A Away N Neutral

## George Mason

Through Games Of Feb. 14, 2016

Average RPI Win:	202	WON-LOST	WINNING	LAST 10	STRENGTH OF	OPP. STRENGTH	TEAM	ADJ.	CONF.	ADJ CONF.
Average RPI Loss:	93	RECORD	PCT. RANK	GAMES	SCHEDULE	OF SCHEDULE	RPI	RPI	RPI	RPI
DIV. I ONLY	11- 15	220	4- 6	109	93	164	164	7	7	
DIV. I NON-CONF.	5- 8	209	0- 0	240	111	229	229	8	8	
TOTALS	RPI 1-25	RPI 26-50	W-L RECORDS	RPI 51-100	RPI 101-150	RPI 150+				
11- 15	0- 1	0- 4	OVERALL	2- 4	1- 2	8- 4				
7- 3	0- 1	0- 0	HOME	1- 2	1- 0	5- 0				
2- 11	0- 0	0- 3	AWAY	1- 2	0- 2	1- 4				
2- 1	0- 0	0- 1	NEUTRAL	0- 0	0- 0	2- 0				
5- 8	0- 0	0- 2	NON-CONFERENCE	0- 2	0- 2	5- 2				
3- 1	0- 0	0- 0	HOME	0- 1	0- 0	3- 0				
0- 6	0- 0	0- 1	AWAY	0- 1	0- 2	0- 2				
2- 1	0- 0	0- 1	NEUTRAL	0- 0	0- 0	2- 0				
6- 7	0- 1	0- 2	CONFERENCE	2- 2	1- 0	3- 2				
4- 2	0- 1	0- 0	HOME	1- 1	1- 0	2- 0				
2- 5	0- 0	0- 2	AWAY	1- 1	0- 0	1- 2				
0- 0	0- 0	0- 0	NEUTRAL	0- 0	0- 0	0- 0				

RPI 1-25				RPI 26-50				RPI 51-100				RPI 101+ Team's RPI: 164			
RPI	S	Opponent	Score	RPI	S	Opponent	Score	RPI	S	Opponent	Score	RPI	S	Opponent	Score
21	H	Duquesne	56 72	27	A	George Washington	68 82	51	A	Dayton	58 81	105	H	VCU	70 54
				39	A	St. Bonaventure	55 70	70	A	Utah	62 74	110	A	Virginia Tech	63 80
				49	N	Western Ky.	58 84	75	A	Saint Louis	73 63	113	A	Arizona	60 68
				50	A	Auburn	59 88	75	H	Saint Louis	50 61	155	A	Davidson	63 68
								86	H	Saint Joseph's	55 41	163	A	Fordham	54 66
								89	H	Georgetown	57 63	173	H	Delaware	90 83
												182	A	UNLV	59 67
												185	N	Tulsa	64 63
												191	A	Rhode Island	68 65
												202	A	Radford	63 66
												239	H	Massachusetts	64 59
												265	N	Pepperdine	71 63
												279	H	La Salle	79 70
												286	H	Towson	88 76
												342	H	Air Force	69 52
LAST 12 Division I GAMES:															
191	A	Rhode Island	68 65	27	A	George Washington	68 82	105	H	VCU	70 54				
51	A	Dayton	58 81	39	A	St. Bonaventure	55 70	163	A	Fordham	54 66				
86	H	Saint Joseph's	55 41	279	H	La Salle	79 70	21	H	Duquesne	56 72				
155	A	Davidson	63 68												
239	H	Massachusetts	64 59												
75	H	Saint Louis	50 61												

Non-Div I Games:

George Mason

■ Loss, 
■ Non-Conf, 
■ S Site, 
■ H Home 
■ A Away 
N Neutral

Average RPI Win:	147	WON-LOST	WINNING	LAST 10	STRENGTH OF	OPP. STRENGTH	TEAM	ADJ.	CONF.	ADJ CONF.
Average RPI Loss:	81	RECORD	PCT. RANK	GAMES	SCHEDULE	OF SCHEDULE	RPI	RPI	RPI	RPI
DIV. I ONLY	21- 4	19	9- 1	92	71	27	27	7	7	
DIV. I NON-CONF.	10- 3	61	0- 0	92	56	47	47	8	8	
TOTALS	RPI 1-25	RPI 26-50	W-L RECORDS	RPI 51-100	RPI 101-150	RPI 150+				
21- 4	1- 1	0- 0	OVERALL	6- 2	3- 0	11- 1				
11- 1	0- 0	0- 0	HOME	3- 1	1- 0	7- 0				
8- 2	1- 1	0- 0	AWAY	2- 0	2- 0	3- 1				
2- 1	0- 0	0- 0	NEUTRAL	1- 1	0- 0	1- 0				
10- 3	0- 1	0- 0	NON-CONFERENCE	2- 2	3- 0	5- 0				
5- 1	0- 0	0- 0	HOME	1- 1	1- 0	3- 0				
3- 1	0- 1	0- 0	AWAY	0- 0	2- 0	1- 0				
2- 1	0- 0	0- 0	NEUTRAL	1- 1	0- 0	1- 0				
11- 1	1- 0	0- 0	CONFERENCE	4- 0	0- 0	6- 1				
6- 0	0- 0	0- 0	HOME	2- 0	0- 0	4- 0				
5- 1	1- 0	0- 0	AWAY	2- 0	0- 0	2- 1				
0- 0	0- 0	0- 0	NEUTRAL	0- 0	0- 0	0- 0				

RPI 1-25				RPI 26-50				Team's RPI: 27				RPI 51-100				RPI 101+			
RPI	S	Opponent	Score	RPI	S	Opponent	Score					RPI	S	Opponent	Score	RPI	S	Opponent	Score
6	A	Stanford	63 84									51	A	Dayton	62 61	109	A	Memphis	68 62
21	A	Duquesne	70 52									51	H	Dayton	72 62	110	H	Iona	70 65
												54	H	Villanova	78 70	147	A	Fresno St.	61 53
												56	N	Iowa	81 77	155	A	Davidson	79 60
												64	H	FGCU	60 64	163	A	Fordham	69 76
												75	H	Saint Louis	89 80	164	H	George Mason	82 68
												86	A	Saint Joseph's	70 45	166	A	Illinois	70 57
												91	N	Wright St.	71 77	191	H	Rhode Island	68 52
																203	A	Richmond	62 47
																206	H	Hartford	82 51
																214	H	Grambling	85 58
																239	H	Massachusetts	67 50
																248	H	American	78 48
																258	N	Houston	82 78
																279	H	La Salle	83 59
LAST 12 Division I GAMES:																			
51	H	Dayton	72 62	239	H	Massachusetts	67 50												
203	A	Richmond	62 47	21	A	Duquesne	70 52												
163	A	Fordham	69 76	279	H	La Salle	83 59												
75	H	Saint Louis	89 80	51	A	Dayton	62 61												
155	A	Davidson	79 60	191	H	Rhode Island	68 52												
164	H	George Mason	82 68	86	A	Saint Joseph's	70 45												

Non-Div I Games:

George Washington

■ Loss, 
 ■ Non-Conf, 
 ■ S Site, 
 ■ H Home 
 ■ A Away 
 N Neutral



Average RPI Win:	175	WON-LOST	WINNING	LAST 10	STRENGTH OF	OPP. STRENGTH	TEAM	ADJ.	CONF.	ADJ CONF.
Average RPI Loss:	79	RECORD	PCT. RANK	GAMES	SCHEDULE	OF SCHEDULE	RPI	RPI	RPI	RPI
DIV. I ONLY	14- 11	140	5- 5	88	81	89	89	6	6	
DIV. I NON-CONF.	7- 3	91	0- 0	172	273	84	84	6	6	
TOTALS	RPI 1-25	RPI 26-50	W-L RECORDS	RPI 51-100	RPI 101-150	RPI 150+				
14- 11	0- 2	1- 4	OVERALL	2- 1	4- 3	7- 1				
6- 3	0- 1	0- 2	HOME	1- 0	2- 0	3- 0				
6- 8	0- 1	1- 2	AWAY	1- 1	1- 3	3- 1				
2- 0	0- 0	0- 0	NEUTRAL	0- 0	1- 0	1- 0				
7- 3	0- 0	0- 1	NON-CONFERENCE	0- 0	2- 2	5- 0				
3- 0	0- 0	0- 0	HOME	0- 0	1- 0	2- 0				
2- 3	0- 0	0- 1	AWAY	0- 0	0- 2	2- 0				
2- 0	0- 0	0- 0	NEUTRAL	0- 0	1- 0	1- 0				
7- 8	0- 2	1- 3	CONFERENCE	2- 1	2- 1	2- 1				
3- 3	0- 1	0- 2	HOME	1- 0	1- 0	1- 0				
4- 5	0- 1	1- 1	AWAY	1- 1	1- 1	1- 1				
0- 0	0- 0	0- 0	NEUTRAL	0- 0	0- 0	0- 0				

RPI 1-25				RPI 26-50				RPI 51-100				RPI 101+			
RPI	S	Opponent	Score	RPI	S	Opponent	Score	RPI	S	Opponent	Score	RPI	S	Opponent	Score
20	A	DePaul	53 75	34	A	Seton Hall	73 65	54	A	Villanova	57 51	108	N	Quinnipiac	80 68
20	H	DePaul	66 80	34	H	Seton Hall	75 83	82	A	Marquette	72 87	109	A	Memphis	53 57
				39	A	St. Bonaventure	54 69	82	H	Marquette	75 72	110	H	Virginia Tech	73 56
				42	A	St. John's (NY)	55 63					138	A	Xavier	54 59
				42	H	St. John's (NY)	60 65					142	A	Creighton	57 44
												142	H	Creighton	69 57
												148	A	Alabama	66 78
												164	A	George Mason	63 57
												173	H	Delaware	61 50
												194	A	Butler	76 82
												253	A	Providence	82 51
												253	H	Providence	63 53
												286	H	Towson	82 46
												304	A	UMES	71 60
												345	N	St. Francis Brooklyn	74 52
LAST 12 Division I GAMES:															
42	A	St. John's (NY)	55 63	54	A	Villanova	57 51								
34	A	Seton Hall	73 65	34	H	Seton Hall	75 83								
20	H	DePaul	66 80	42	H	St. John's (NY)	60 65								
82	H	Marquette	75 72	82	A	Marquette	72 87								
142	A	Creighton	57 44	20	A	DePaul	53 75								
253	A	Providence	82 51	253	H	Providence	63 53								

Non-Div I Games:

Georgetown

■ Loss, 
 ■ Non-Conf, 
 ■ S Site, 
 ■ H Home 
 ■ A Away 
 N Neutral

Average RPI Win: <b>136</b>	WON-LOST	WINNING	LAST 10	STRENGTH OF	OPP. STRENGTH	TEAM	ADJ.	CONF.	ADJ CONF.
Average RPI Loss: <b>61</b>	RECORD	PCT. RANK	GAMES	SCHEDULE	OF SCHEDULE	RPI	RPI	RPI	RPI
DIV. I ONLY	19- 6	41	6- 0	40	59	26	26	2	2
DIV. I NON-CONF.	12- 1	9	1- 0	100	140	15	15	2	2
TOTALS	RPI 1-25	RPI 26-50	W-L RECORDS	RPI 51-100	RPI 101-150	RPI 150+			
19- 6	3- 2	3- 2	OVERALL	3- 0	2- 2	8- 0			
12- 3	1- 1	2- 1	HOME	1- 0	1- 1	7- 0			
6- 3	1- 1	1- 1	AWAY	2- 0	1- 1	1- 0			
1- 0	1- 0	0- 0	NEUTRAL	0- 0	0- 0	0- 0			
12- 1	1- 0	1- 1	NON-CONFERENCE	2- 0	1- 0	7- 0			
9- 0	0- 0	1- 0	HOME	1- 0	1- 0	6- 0			
2- 1	0- 0	0- 1	AWAY	1- 0	0- 0	1- 0			
1- 0	1- 0	0- 0	NEUTRAL	0- 0	0- 0	0- 0			
7- 5	2- 2	2- 1	CONFERENCE	1- 0	1- 2	1- 0			
3- 3	1- 1	1- 1	HOME	0- 0	0- 1	1- 0			
4- 2	1- 1	1- 0	AWAY	1- 0	1- 1	0- 0			
0- 0	0- 0	0- 0	NEUTRAL	0- 0	0- 0	0- 0			

RPI 1-25				RPI 26-50				Team's RPI: 26				RPI 51-100				RPI 101+			
RPI	S	Opponent	Score	RPI	S	Opponent	Score	RPI	S	Opponent	Score	RPI	S	Opponent	Score	RPI	S	Opponent	Score
12	N	BYU	66 58	31	A	Michigan St.	45 66	71	A	Vanderbilt	64 58	120	H	Mercer	57 44				
14	A	Texas A&M	62 73	33	A	Missouri	65 50	84	H	Georgia Tech	78 66	123	A	LSU	58 47				
17	H	Kentucky	53 64	33	H	Missouri	48 54	91	A	Wright St.	63 57	123	H	LSU	46 53				
22	A	Florida	71 61	34	H	Seton Hall	70 52					148	A	Alabama	50 64				
25	H	Mississippi St.	47 43	50	H	Auburn	63 30					159	H	Ole Miss	70 56				

Non-Div I Games:

Georgia

Average RPI Win:	251	WON-LOST	WINNING	LAST 10	STRENGTH OF	OPP. STRENGTH	TEAM	ADJ.	CONF.	ADJ CONF.
Average RPI Loss:	182	RECORD	PCT. RANK	GAMES	SCHEDULE	OF SCHEDULE	RPI	RPI	RPI	RPI
DIV. I ONLY	9- 14	236	3- 7	288	253	268	268	16	16	
DIV. I NON-CONF.	5- 4	138	0- 0	304	342	232	232	14	14	
TOTALS	RPI 1-25	RPI 26-50	W-L RECORDS	RPI 51-100	RPI 101-150	RPI 150+				
9- 14	0- 0	0- 1	OVERALL	0- 1	1- 4	8- 8				
4- 7	0- 0	0- 0	HOME	0- 1	0- 2	4- 4				
4- 7	0- 0	0- 1	AWAY	0- 0	1- 2	3- 4				
1- 0	0- 0	0- 0	NEUTRAL	0- 0	0- 0	1- 0				
5- 4	0- 0	0- 0	NON-CONFERENCE	0- 1	0- 1	5- 2				
2- 2	0- 0	0- 0	HOME	0- 1	0- 0	2- 1				
2- 2	0- 0	0- 0	AWAY	0- 0	0- 1	2- 1				
1- 0	0- 0	0- 0	NEUTRAL	0- 0	0- 0	1- 0				
4- 10	0- 0	0- 1	CONFERENCE	0- 0	1- 3	3- 6				
2- 5	0- 0	0- 0	HOME	0- 0	0- 2	2- 3				
2- 5	0- 0	0- 1	AWAY	0- 0	1- 1	1- 3				
0- 0	0- 0	0- 0	NEUTRAL	0- 0	0- 0	0- 0				

RPI S	Opponent	Score	RPI S	Opponent	Score	RPI S	Opponent	Score	RPI S	Opponent	Score	Team's RPI: 268
44	A Arkansas St.	54 75	90	H Charlotte	71 83	135	A Little Rock	32 59	144	A UT Arlington	68 63	
						144	H UT Arlington	45 74	148	A Alabama	56 72	
						150	H La.-Lafayette	57 77	180	A Troy	78 89	
						180	H Troy	90 97	181	A Stetson	80 72	
						209	A South Ala.	45 83	209	H South Ala.	52 60	
						210	A Texas St.	71 80	210	H Texas St.	73 62	
						254	A Appalachian St.	80 75	255	N Bethune-Cookman	68 61	
						274	A Tennessee Tech	65 72	277	H Ga. Southern	50 61	
						285	H La.-Monroe	65 52	296	H Morehead St.	90 99	
						297	A Kennesaw St.	66 62	313	H North Florida	76 63	
						318	H Howard	65 58				
LAST 12 Division I GAMES:												
180	A Troy	78 89	254	A Appalachian St.	80 75							
209	A South Ala.	45 83	277	H Ga. Southern	50 61							
144	H UT Arlington	45 74	150	H La.-Lafayette	57 77							
210	H Texas St.	73 62	285	H La.-Monroe	65 52							
135	A Little Rock	32 59	209	H South Ala.	52 60							
44	A Arkansas St.	54 75	180	H Troy	90 97							

Non-Div I Games:

Georgia St.

■ Loss, 
 ■ Non-Conf, 
 ■ S Site, 
 ■ H Home 
 ■ A Away 
 N Neutral

Average RPI Win:	202	WON-LOST	WINNING	LAST 10	STRENGTH OF	OPP. STRENGTH	TEAM	ADJ.	CONF.	ADJ CONF.
Average RPI Loss:	38	RECORD	PCT. RANK	GAMES	SCHEDULE	OF SCHEDULE	RPI	RPI	RPI	RPI
DIV. I ONLY	15- 11	127	5- 5	46	83	84	84	5	5	
DIV. I NON-CONF.	10- 3	61	0- 0	125	324	78	78	5	5	
TOTALS	RPI 1-25	RPI 26-50	W-L RECORDS	RPI 51-100	RPI 101-150	RPI 150+				
15- 11	0- 5	0- 4	OVERALL	0- 1	6- 1	9- 0				
11- 4	0- 2	0- 1	HOME	0- 1	4- 0	7- 0				
3- 6	0- 3	0- 3	AWAY	0- 0	2- 0	1- 0				
1- 1	0- 0	0- 0	NEUTRAL	0- 0	0- 1	1- 0				
10- 3	0- 0	0- 2	NON-CONFERENCE	0- 0	3- 1	7- 0				
8- 0	0- 0	0- 0	HOME	0- 0	2- 0	6- 0				
1- 2	0- 0	0- 2	AWAY	0- 0	1- 0	0- 0				
1- 1	0- 0	0- 0	NEUTRAL	0- 0	0- 1	1- 0				
5- 8	0- 5	0- 2	CONFERENCE	0- 1	3- 0	2- 0				
3- 4	0- 2	0- 1	HOME	0- 1	2- 0	1- 0				
2- 4	0- 3	0- 1	AWAY	0- 0	1- 0	1- 0				
0- 0	0- 0	0- 0	NEUTRAL	0- 0	0- 0	0- 0				

RPI S Opponent	Score	RPI S Opponent	Score	RPI S Opponent	Score	Team's RPI: 84	RPI S Opponent	Score
1 A Notre Dame	76 85	26 A Georgia	66 78	94 H Virginia	67 78		102 H North Carolina	80 73
1 H Notre Dame	42 54	29 H Miami (FL)	55 58				110 A Virginia Tech	51 34
13 A Florida St.	69 75	46 A North Carolina St.	57 65				112 H Boston College	62 56
18 H Louisville	65 78	47 A Indiana	60 69				115 A IUPUI	60 50
19 A Syracuse	52 71						121 N UNI	58 61
							122 H Samford	66 55
							148 H Alabama	70 58
							167 H Loyola Chicago	84 77
							205 H USC Upstate	87 46
							241 A Clemson	76 63
							241 H Clemson	77 48
							252 N High Point	81 61
							280 H Alabama St.	80 54
							281 H Prairie View	96 48
							306 H Southeastern La.	102 49
							345 H St. Francis Brooklyn	89 51
LAST 12 Division I GAMES:								
241 H Clemson	77 48	241 A Clemson	76 63					
29 H Miami (FL)	55 58	94 H Virginia	67 78					
19 A Syracuse	52 71	102 H North Carolina	80 73					
110 A Virginia Tech	51 34	13 A Florida St.	69 75					
112 H Boston College	62 56	46 A North Carolina St.	57 65					
1 H Notre Dame	42 54	18 H Louisville	65 78					

Non-Div I Games:

Georgia Tech

Average RPI Win:	200	WON-LOST	WINNING	LAST 10	STRENGTH OF	OPP. STRENGTH	TEAM	ADJ.	CONF.	ADJ CONF.
Average RPI Loss:	58	RECORD	PCT. RANK	GAMES	SCHEDULE	OF SCHEDULE	RPI	RPI	RPI	RPI
DIV. I ONLY	17- 9	91	5- 5	132	88	96	96	9	9	
DIV. I NON-CONF.	8- 4	100	0- 0	113	77	108	108	9	9	
TOTALS	RPI 1-25	RPI 26-50	W-L RECORDS	RPI 51-100	RPI 101-150	RPI 150+				
17- 9	0- 2	1- 1	OVERALL	3- 5	0- 1	13- 0				
12- 3	0- 1	1- 1	HOME	2- 1	0- 0	9- 0				
5- 5	0- 1	0- 0	AWAY	1- 4	0- 0	4- 0				
0- 1	0- 0	0- 0	NEUTRAL	0- 0	0- 1	0- 0				
8- 4	0- 1	1- 1	NON-CONFERENCE	1- 1	0- 1	6- 0				
6- 2	0- 1	1- 1	HOME	0- 0	0- 0	5- 0				
2- 1	0- 0	0- 0	AWAY	1- 1	0- 0	1- 0				
0- 1	0- 0	0- 0	NEUTRAL	0- 0	0- 1	0- 0				
9- 5	0- 1	0- 0	CONFERENCE	2- 4	0- 0	7- 0				
6- 1	0- 0	0- 0	HOME	2- 1	0- 0	4- 0				
3- 4	0- 1	0- 0	AWAY	0- 3	0- 0	3- 0				
0- 0	0- 0	0- 0	NEUTRAL	0- 0	0- 0	0- 0				

RPI 1-25				RPI 26-50				RPI 51-100 Team's RPI: 96				RPI 101+			
RPI	S	Opponent	Score	RPI	S	Opponent	Score	RPI	S	Opponent	Score	RPI	S	Opponent	Score
6	H	Stanford	48 65	37	H	West Virginia	62 57	51	A	Dayton	57 47	102	N	North Carolina	62 67
12	A	BYU	54 58	39	H	Southern California	56 60	55	A	Santa Clara	64 71	157	H	Pacific	68 61
								55	H	Santa Clara	53 44	160	H	Montana St.	65 52
								57	H	St. Mary's (CA)	68 69	175	H	Eastern Wash.	78 56
								73	A	Washington St.	48 55	230	H	Grand Canyon	70 44
								83	A	San Diego	54 63	236	H	Wyoming	61 57
								97	A	San Francisco	52 71	238	A	Loyola Marymount	66 59
								97	H	San Francisco	68 47	238	H	Loyola Marymount	83 68
												265	A	Pepperdine	74 57
												265	H	Pepperdine	56 39
												282	A	Portland	71 63
												282	H	Portland	86 51
												291	A	Colgate	80 50
												342	H	Air Force	88 35
LAST 12 Division I GAMES:															
282	H	Portland	86 51	57	H	St. Mary's (CA)	68 69								
265	H	Pepperdine	56 39	83	A	San Diego	54 63								
238	H	Loyola Marymount	83 68	12	A	BYU	54 58								
97	A	San Francisco	52 71	282	A	Portland	71 63								
55	A	Santa Clara	64 71	55	H	Santa Clara	53 44								
157	H	Pacific	68 61	97	H	San Francisco	68 47								

Non-Div I Games:

Gonzaga

## Grambling

Through Games Of Feb. 14, 2016

Average RPI Win: <b>298</b>	WON-LOST	WINNING	LAST 10	STRENGTH OF	OPP. STRENGTH	TEAM	ADJ.	CONF.	ADJ CONF.
Average RPI Loss: <b>161</b>	RECORD	PCT. RANK	GAMES	SCHEDULE	OF SCHEDULE	RPI	RPI	RPI	RPI
DIV. I ONLY	9- 12	215	6- 4	246	318	214	214	32	32
DIV. I NON-CONF.	1- 8	320	0- 0	38	98	202	202	31	31
TOTALS	RPI 1-25	RPI 26-50	W-L RECORDS	RPI 51-100	RPI 101-150	RPI 150+			
9- 12	0- 2	0- 1	OVERALL	0- 0	0- 3	9- 6			
4- 2	0- 0	0- 0	HOME	0- 0	0- 0	4- 2			
5- 10	0- 0	0- 0	AWAY	0- 0	0- 2	5- 2			
0- 0	0- 0	0- 0	NEUTRAL	0- 0	0- 0	0- 0			
1- 8	0- 2	0- 1	NON-CONFERENCE	0- 0	0- 3	1- 2			
0- 0	0- 0	0- 0	HOME	0- 0	0- 0	0- 0			
1- 8	0- 2	0- 1	AWAY	0- 0	0- 3	1- 2			
0- 0	0- 0	0- 0	NEUTRAL	0- 0	0- 0	0- 0			
8- 4	0- 0	0- 0	CONFERENCE	0- 0	0- 0	8- 4			
4- 2	0- 0	0- 0	HOME	0- 0	0- 0	4- 2			
4- 2	0- 0	0- 0	AWAY	0- 0	0- 0	4- 2			
0- 0	0- 0	0- 0	NEUTRAL	0- 0	0- 0	0- 0			

RPI 1-25				RPI 26-50				RPI 51-100				RPI 101+ Team's RPI: 214			
RPI	S	Opponent	Score	RPI	S	Opponent	Score	RPI	S	Opponent	Score	RPI	S	Opponent	Score
4	A	Baylor	42 <b>96</b>	27	A	George Washington	58 <b>85</b>					124	A	Northwestern St.	62 <b>71</b>
25	A	Mississippi St.	43 <b>107</b>									133	A	Texas Tech	55 <b>70</b>
												148	A	Alabama	57 <b>72</b>
												177	A	Southern U.	68 <b>80</b>
												177	H	Southern U.	65 52
												185	A	Tulsa	51 <b>79</b>
												221	A	William & Mary	55 <b>74</b>
												229	H	Texas Southern	50 <b>62</b>
												280	H	Alabama St.	89 69
												281	A	Prairie View	51 44
												281	H	Prairie View	69 66
												319	A	Jackson St.	79 58
												324	A	Nicholls St.	69 65
												327	A	Alcorn	85 76
												327	H	Alcorn	66 <b>70</b>
												334	A	Ark.-Pine Bluff	68 <b>83</b>
												344	H	Alabama A&M	75 56
												349	A	Mississippi Val.	65 52
LAST 12 Division I GAMES:															
281	A	Prairie View	51 44	229	H	Texas Southern	50 <b>62</b>								
327	H	Alcorn	66 <b>70</b>	281	H	Prairie View	69 66								
177	H	Southern U.	65 52	327	A	Alcorn	85 76								
349	A	Mississippi Val.	65 52	177	A	Southern U.	68 <b>80</b>								
334	A	Ark.-Pine Bluff	68 <b>83</b>	280	H	Alabama St.	89 69								
319	A	Jackson St.	79 58	344	H	Alabama A&M	75 56								

Non-Div I Games: Southern-N.O. 73 61 LSU-Alexandria 106 50

Grambling

■ Loss, 
 ■ Non-Conf, S Site, 
 ■ Home 
 ■ Away 
 N Neutral

## Grand Canyon

Through Games Of Feb. 14, 2016

Average RPI Win: <b>260</b>	WON-LOST	WINNING	LAST 10	STRENGTH OF	OPP. STRENGTH	TEAM	ADJ.	CONF.	ADJ CONF.
Average RPI Loss: <b>142</b>	RECORD	PCT. RANK	GAMES	SCHEDULE	OF SCHEDULE	RPI	RPI	RPI	RPI
DIV. I ONLY	10- 13	207	5- 5	224	247	230	230	25	25
DIV. I NON-CONF.	5- 8	209	0- 1	223	182	227	227	25	25
TOTALS	RPI 1-25	RPI 26-50	W-L RECORDS	RPI 51-100	RPI 101-150	RPI 150+			
10- 13	0- 0	0- 2	OVERALL	0- 3	1- 3	9- 5			
4- 6	0- 0	0- 0	HOME	0- 1	1- 2	3- 3			
6- 3	0- 0	0- 0	AWAY	0- 0	0- 0	6- 0			
0- 4	0- 0	0- 2	NEUTRAL	0- 1	0- 0	0- 1			
5- 8	0- 0	0- 2	NON-CONFERENCE	0- 3	1- 1	4- 2			
2- 3	0- 0	0- 0	HOME	0- 1	1- 1	1- 1			
3- 1	0- 0	0- 0	AWAY	0- 1	0- 0	3- 0			
0- 4	0- 0	0- 2	NEUTRAL	0- 1	0- 0	0- 1			
5- 5	0- 0	0- 0	CONFERENCE	0- 0	0- 2	5- 3			
2- 3	0- 0	0- 0	HOME	0- 0	0- 1	2- 2			
3- 2	0- 0	0- 0	AWAY	0- 0	0- 1	3- 1			
0- 0	0- 0	0- 0	NEUTRAL	0- 0	0- 0	0- 0			

RPI S	Opponent	Score	RPI S	Opponent	Score	RPI S	Opponent	Score	RPI S	Opponent	Score	Team's RPI: 230
37	N West Virginia	50 <b>68</b>	60	N Abilene Christian	71 <b>75</b>	101	A New Mexico St.	58 <b>60</b>	101	H New Mexico St.	44 <b>64</b>	
39	N Southern California	44 <b>75</b>	66	H UC Riverside	67 <b>85</b>	125	H Hawaii	41 <b>74</b>	136	H Oral Roberts	66 64	
			96	A Gonzaga	44 <b>70</b>	169	H Northern Colo.	69 59	204	A UTRGV	28 <b>52</b>	
						204	H UTRGV	66 <b>68</b>	209	H South Ala.	56 <b>59</b>	
						222	A Utah Valley	61 53	245	A CSU Bakersfield	61 51	
						255	A Seattle	67 54	255	H Seattle	60 53	
						295	H UMKC	57 <b>63</b>	303	N Fairleigh Dickinson	68 <b>74</b>	
						309	A North Dakota St.	76 67	332	A UC Irvine	58 53	
						336	H Chicago St.	74 36	342	A Air Force	73 39	
LAST 12 Division I GAMES:												
255	H Seattle	60 53	336	H Chicago St.	74 36							
204	H UTRGV	66 <b>68</b>	222	A Utah Valley	61 53							
101	H New Mexico St.	44 <b>64</b>	101	A New Mexico St.	58 <b>60</b>							
255	A Seattle	67 54	204	A UTRGV	28 <b>52</b>							
245	A CSU Bakersfield	61 51	66	H UC Riverside	67 <b>85</b>							
295	H UMKC	57 <b>63</b>	169	H Northern Colo.	69 59							

Non-Div I Games: Western St. 77 40 San Diego Christian 60 40 Arizona Christian 87 54

Grand Canyon

Loss, Non-Conf, S Site, H Home A Away N Neutral

Average RPI Win:	147	WON-LOST	WINNING	LAST 10	STRENGTH OF	OPP. STRENGTH	TEAM	ADJ.	CONF.	ADJ CONF.
Average RPI Loss:	111	RECORD	PCT. RANK	GAMES	SCHEDULE	OF SCHEDULE	RPI	RPI	RPI	RPI
DIV. I ONLY	21- 3	12	9- 1	74	95	23	23	14	14	
DIV. I NON-CONF.	10- 2	33	0- 0	39	17	16	16	15	15	
TOTALS	RPI 1-25	RPI 26-50	W-L RECORDS	RPI 51-100	RPI 101-150	RPI 150+				
21- 3	0- 0	0- 1	OVERALL	7- 1	3- 0	11- 1				
12- 1	0- 0	0- 0	HOME	5- 0	1- 0	6- 1				
8- 0	0- 0	0- 0	AWAY	1- 0	2- 0	5- 0				
1- 2	0- 0	0- 1	NEUTRAL	1- 1	0- 0	0- 0				
10- 2	0- 0	0- 1	NON-CONFERENCE	6- 1	1- 0	3- 0				
6- 0	0- 0	0- 0	HOME	5- 0	0- 0	1- 0				
3- 0	0- 0	0- 0	AWAY	0- 0	1- 0	2- 0				
1- 2	0- 0	0- 1	NEUTRAL	1- 1	0- 0	0- 0				
11- 1	0- 0	0- 0	CONFERENCE	1- 0	2- 0	8- 1				
6- 1	0- 0	0- 0	HOME	0- 0	1- 0	5- 1				
5- 0	0- 0	0- 0	AWAY	1- 0	1- 0	3- 0				
0- 0	0- 0	0- 0	NEUTRAL	0- 0	0- 0	0- 0				

RPI S	Opponent	Score	RPI S	Opponent	Score	RPI S	Opponent	Score	RPI S	Opponent	Score
41 N	Rutgers	43 54	51 H	Dayton	68 52	104 A	Youngstown St.	68 60			
			62 H	South Dakota St.	58 57	104 H	Youngstown St.	69 35			
			71 H	Vanderbilt	58 56	107 A	Drake	86 61			
			78 N	Tulane	79 58	151 A	Wisconsin	72 58			
			82 H	Marquette	75 55	154 A	Northern Ky.	81 73			
			91 A	Wright St.	63 58	167 H	Loyola Chicago	65 51			
			94 N	Virginia	59 68	178 H	Detroit	58 36			
			99 H	Belmont	66 62	184 A	Milwaukee	63 42			
						184 H	Milwaukee	69 46			
						194 A	Butler	55 46			
						199 H	Oakland	56 58			
						208 H	Ill.-Chicago	64 22			
						231 H	Valparaiso	81 42			
						293 A	Cleveland St.	66 45			
						293 H	Cleveland St.	71 53			
LAST 12 Division I GAMES:											
293 H	Cleveland St.	71 53	154 A	Northern Ky.	81 73						
104 H	Youngstown St.	69 35	208 H	Ill.-Chicago	64 22						
184 H	Milwaukee	69 46	231 H	Valparaiso	81 42						
178 H	Detroit	58 36	104 A	Youngstown St.	68 60						
199 H	Oakland	56 58	293 A	Cleveland St.	66 45						
91 A	Wright St.	63 58	184 A	Milwaukee	63 42						

Non-Div I Games:

Green Bay



Average RPI Win:	265	WON-LOST	WINNING	LAST 10	STRENGTH OF	OPP. STRENGTH	TEAM	ADJ.	CONF.	ADJ CONF.
Average RPI Loss:	112	RECORD	PCT. RANK	GAMES	SCHEDULE	OF SCHEDULE	RPI	RPI	RPI	RPI
DIV. I ONLY	10- 13	207	7- 3	95	254	162	162	30	30	
DIV. I NON-CONF.	2- 11	306	1- 2	7	61	148	148	30	30	
TOTALS	RPI 1-25	RPI 26-50	W-L RECORDS	RPI 51-100	RPI 101-150	RPI 150+				
10- 13	0- 2	0- 3	OVERALL	0- 3	1- 1	9- 4				
4- 4	0- 0	0- 1	HOME	0- 1	0- 0	4- 2				
4- 9	0- 2	0- 2	AWAY	0- 2	0- 1	4- 2				
2- 0	0- 0	0- 0	NEUTRAL	0- 0	1- 0	1- 0				
2- 11	0- 2	0- 3	NON-CONFERENCE	0- 3	1- 1	1- 2				
0- 3	0- 0	0- 1	HOME	0- 1	0- 0	0- 1				
0- 8	0- 2	0- 2	AWAY	0- 2	0- 1	0- 1				
2- 0	0- 0	0- 0	NEUTRAL	0- 0	1- 0	1- 0				
8- 2	0- 0	0- 0	CONFERENCE	0- 0	0- 0	8- 2				
4- 1	0- 0	0- 0	HOME	0- 0	0- 0	4- 1				
4- 1	0- 0	0- 0	AWAY	0- 0	0- 0	4- 1				
0- 0	0- 0	0- 0	NEUTRAL	0- 0	0- 0	0- 0				

RPI 1-25				RPI 26-50				RPI 51-100				RPI 101+ Team's RPI: 162			
RPI	S	Opponent	Score	RPI	S	Opponent	Score	RPI	S	Opponent	Score	RPI	S	Opponent	Score
3	A	South Carolina	48 86	32	A	UTEP	54 78	59	A	Oregon	51 86	103	A	Iowa St.	59 95
8	A	Texas	52 79	35	H	James Madison	56 68	73	A	Washington St.	61 68	116	N	Wake Forest	47 42
				38	A	Princeton	55 79	87	H	Drexel	36 57	181	A	Stetson	59 68
LAST 12 Division I GAMES:															
318	A	Howard	77 83	264	A	N.C. A&T	55 52	300	H	Florida A&M	59 66	191	N	Rhode Island	59 54
304	A	UMES	76 55	255	H	Bethune-Cookman	60 45	38	A	Princeton	55 79	213	H	Lehigh	56 63
346	H	Norfolk St.	73 62	181	A	Stetson	59 68	304	A	UMES	76 55	218	A	Morgan St.	65 51
311	H	South Carolina St.	63 50	191	N	Rhode Island	59 54	300	H	Florida A&M	59 66	255	H	Bethune-Cookman	60 45
301	H	Savannah St.	65 53					301	H	Savannah St.	65 53	264	A	N.C. A&T	55 52
348	A	N.C. Central	76 42					304	A	UMES	76 55	300	H	Florida A&M	59 66

Non-Div I Games:

Hampton

■ Loss, 
■ Non-Conf, 
■ S Site, 
■ H Home 
■ A Away 
N Neutral

RPI 1-25				RPI 26-50				RPI 51-100				RPI 101+ Team's RPI: 206			
RPI	S	Opponent	Score	RPI	S	Opponent	Score	RPI	S	Opponent	Score	RPI	S	Opponent	Score
7	H	Arizona St.	29 60	27	A	George Washington	51 82	53	H	Albany (NY)	41 78	108	A	Quinnipiac	69 71
								64	A	FGCU	44 64	112	A	Boston College	28 62
								65	A	Michigan	47 83	139	A	Stony Brook	35 58
								76	A	Maine	43 61	139	H	Stony Brook	42 45
												153	H	Cornell	53 50
												170	H	UMBC	65 57
												232	A	Binghamton	41 39
												232	H	Binghamton	47 53
												235	H	Dartmouth	36 43
												239	A	Massachusetts	57 63
												242	H	New Hampshire	48 44
												250	A	Sacred Heart	68 67
												253	A	Providence	50 69
												276	H	Central Conn. St.	49 41
												290	A	Vermont	51 47
												290	H	Vermont	52 50
												314	A	UMass Lowell	75 70
												314	H	UMass Lowell	72 59
												331	H	Lafayette	55 50
LAST 12 Division I GAMES:															
290	H	Vermont	52 50	242	H	New Hampshire	48 44								
232	A	Binghamton	41 39	170	H	UMBC	65 57								
139	H	Stony Brook	42 45	139	A	Stony Brook	35 58								
314	A	UMass Lowell	75 70	290	A	Vermont	51 47								
53	H	Albany (NY)	41 78	232	H	Binghamton	47 53								
76	A	Maine	43 61	314	H	UMass Lowell	72 59								

**Non-Div I Games:**

Average RPI Win:	201	WON-LOST	WINNING	LAST 10	STRENGTH OF	OPP. STRENGTH	TEAM	ADJ.	CONF.	ADJ CONF.
Average RPI Loss:	109	RECORD	PCT. RANK	GAMES	SCHEDULE	OF SCHEDULE	RPI	RPI	RPI	RPI
DIV. I ONLY	10- 11	189	6- 4	78	187	117	117	10	10	
DIV. I NON-CONF.	5- 8	209	1- 3	103	216	161	161	11	11	
TOTALS	RPI 1-25	RPI 26-50	W-L RECORDS	RPI 51-100	RPI 101-150	RPI 150+				
10- 11	0- 0	0- 3	OVERALL	0- 3	2- 2	8- 3				
2- 5	0- 0	0- 2	HOME	0- 1	0- 1	2- 1				
7- 6	0- 0	0- 1	AWAY	0- 2	1- 1	6- 2				
1- 0	0- 0	0- 0	NEUTRAL	0- 0	1- 0	0- 0				
5- 8	0- 0	0- 1	NON-CONFERENCE	0- 3	2- 2	3- 2				
2- 2	0- 0	0- 0	HOME	0- 1	0- 1	2- 0				
2- 6	0- 0	0- 1	AWAY	0- 2	1- 1	1- 2				
1- 0	0- 0	0- 0	NEUTRAL	0- 0	1- 0	0- 0				
5- 3	0- 0	0- 2	CONFERENCE	0- 0	0- 0	5- 1				
0- 3	0- 0	0- 2	HOME	0- 0	0- 0	0- 1				
5- 0	0- 0	0- 0	AWAY	0- 0	0- 0	5- 0				
0- 0	0- 0	0- 0	NEUTRAL	0- 0	0- 0	0- 0				

RPI S	Opponent	Score	RPI S	Opponent	Score	RPI S	Opponent	Score	RPI S	Opponent	Score	Team's RPI: 117
36	H Penn	48 68	36	H Penn	48 68	61	A Chattanooga	58 62	106	H Eastern Mich.	81 85	
38	H Princeton	83 92	38	H Princeton	83 92	64	A FGCU	65 74	114	N Toledo	76 70	
43	A South Fla.	59 86	43	A South Fla.	59 86	76	H Maine	53 64	122	A Samford	60 54	
									139	A Stony Brook	63 64	
									153	A Cornell	65 56	
									156	A Yale	72 69	
									188	A Brown	87 79	
									191	A Rhode Island	52 56	
									211	A Fairfield	50 67	
									220	A Columbia	69 66	
									235	A Dartmouth	56 43	
									235	H Dartmouth	64 70	
									239	H Massachusetts	67 65	
									240	A Rice	67 61	
									347	H Boston U.	73 55	
LAST 12 Division I GAMES:												
156	A Yale	72 69	235	H Dartmouth	64 70							
188	A Brown	87 79	235	A Dartmouth	56 43							
38	H Princeton	83 92	61	A Chattanooga	58 62							
36	H Penn	48 68	122	A Samford	60 54							
220	A Columbia	69 66	139	A Stony Brook	63 64							
153	A Cornell	65 56	211	A Fairfield	50 67							

Non-Div I Games:

Harvard

■ Loss, 
■ Non-Conf, 
■ S Site, 
■ H Home 
■ A Away 
N Neutral

Average RPI Win:	243	WON-LOST	WINNING	LAST 10	STRENGTH OF	OPP. STRENGTH	TEAM	ADJ.	CONF.	ADJ CONF.
Average RPI Loss:	77	RECORD	PCT. RANK	GAMES	SCHEDULE	OF SCHEDULE	RPI	RPI	RPI	RPI
DIV. I ONLY	15- 9	100	7- 3	179	137	125	125	22	22	
DIV. I NON-CONF.	7- 6	156	0- 1	96	13	113	113	22	22	
TOTALS	RPI 1-25	RPI 26-50	W-L RECORDS	RPI 51-100	RPI 101-150	RPI 150+				
15- 9	0- 4	0- 1	OVERALL	0- 2	2- 0	13- 2				
6- 5	0- 2	0- 1	HOME	0- 2	1- 0	5- 0				
9- 2	0- 0	0- 0	AWAY	0- 0	1- 0	8- 2				
0- 2	0- 2	0- 0	NEUTRAL	0- 0	0- 0	0- 0				
7- 6	0- 4	0- 1	NON-CONFERENCE	0- 1	0- 0	7- 0				
2- 4	0- 2	0- 1	HOME	0- 1	0- 0	2- 0				
5- 0	0- 0	0- 0	AWAY	0- 0	0- 0	5- 0				
0- 2	0- 2	0- 0	NEUTRAL	0- 0	0- 0	0- 0				
8- 3	0- 0	0- 0	CONFERENCE	0- 1	2- 0	6- 2				
4- 1	0- 0	0- 0	HOME	0- 1	1- 0	3- 0				
4- 2	0- 0	0- 0	AWAY	0- 0	1- 0	3- 2				
0- 0	0- 0	0- 0	NEUTRAL	0- 0	0- 0	0- 0				

RPI 1-25				RPI 26-50				RPI 51-100				RPI 101+ Team's RPI: 125			
RPI	S	Opponent	Score	RPI	S	Opponent	Score	RPI	S	Opponent	Score	RPI	S	Opponent	Score
3	H	South Carolina	51 67	36	H	Penn	54 64	66	H	UC Riverside	74 77	148	A	Long Beach St.	67 55
7	H	Arizona St.	49 75					73	H	Washington St.	52 62	148	H	Long Beach St.	60 42
12	N	BYU	56 67									187	A	Sacramento St.	74 72
14	N	Texas A&M	41 82									189	A	San Jose St.	76 73
												190	A	UC Davis	58 60
												196	A	Cal Poly	64 58
												230	A	Grand Canyon	74 41
												238	H	Loyola Marymount	65 51
												245	A	CSU Bakersfield	65 55
												245	H	CSU Bakersfield	74 60
												260	A	UC Santa Barbara	63 62
												269	A	Northern Ariz.	61 52
												288	A	CSUN	60 63
												288	H	CSUN	77 50
												332	A	UC Irvine	83 65
												332	H	UC Irvine	59 35
												337	H	Cal St. Fullerton	62 53
LAST 12 Division I GAMES:															
148	H	Long Beach St.	60 42	332	A	UC Irvine	83 65								
260	A	UC Santa Barbara	63 62	66	H	UC Riverside	74 77								
196	A	Cal Poly	64 58	288	H	CSUN	77 50								
332	H	UC Irvine	59 35	190	A	UC Davis	58 60								
337	H	Cal St. Fullerton	62 53	148	A	Long Beach St.	67 55								
288	A	CSUN	60 63	36	H	Penn	54 64								

Non-Div I Games:

Hawaii

Average RPI Win:	264	WON-LOST	WINNING	LAST 10	STRENGTH OF	OPP. STRENGTH	TEAM	ADJ.	CONF.	ADJ CONF.
Average RPI Loss:	161	RECORD	PCT. RANK	GAMES	SCHEDULE	OF SCHEDULE	RPI	RPI	RPI	RPI
DIV. I ONLY	7- 15	271	5- 5	170	255	252	252	27	27	
DIV. I NON-CONF.	0- 8	338	0- 0	72	33	285	285	29	29	
TOTALS	RPI 1-25	RPI 26-50	W-L RECORDS	RPI 51-100	RPI 101-150	RPI 150+				
7- 15	0- 1	0- 1	OVERALL	0- 3	0- 3	7- 7				
4- 5	0- 0	0- 0	HOME	0- 0	0- 2	4- 3				
3- 8	0- 1	0- 1	AWAY	0- 2	0- 0	3- 4				
0- 2	0- 0	0- 0	NEUTRAL	0- 1	0- 1	0- 0				
0- 8	0- 1	0- 1	NON-CONFERENCE	0- 2	0- 2	0- 2				
0- 2	0- 0	0- 0	HOME	0- 0	0- 1	0- 1				
0- 4	0- 1	0- 1	AWAY	0- 1	0- 0	0- 1				
0- 2	0- 0	0- 0	NEUTRAL	0- 1	0- 1	0- 0				
7- 7	0- 0	0- 0	CONFERENCE	0- 1	0- 1	7- 5				
4- 3	0- 0	0- 0	HOME	0- 0	0- 1	4- 2				
3- 4	0- 0	0- 0	AWAY	0- 1	0- 0	3- 3				
0- 0	0- 0	0- 0	NEUTRAL	0- 0	0- 0	0- 0				

RPI 1-25				RPI 26-50				RPI 51-100				RPI 101+ Team's RPI: 252			
RPI	S	Opponent	Score	RPI	S	Opponent	Score	RPI	S	Opponent	Score	RPI	S	Opponent	Score
11	A	Maryland	50 105	46	A	North Carolina St.	48 89	84	N	Georgia Tech	61 81	105	H	VCU	39 69
								93	A	Elon	69 80	126	H	UNC Asheville	81 82
								98	A	Liberty	43 56	141	N	UAB	46 56
												155	H	Davidson	60 62
												202	A	Radford	56 54
												202	H	Radford	71 66
												212	A	Gardner-Webb	70 82
												212	H	Gardner-Webb	72 79
												225	A	Presbyterian	70 82
												225	H	Presbyterian	61 47
												284	A	Campbell	69 55
												292	A	UNCG	72 82
												305	A	Coastal Caro.	53 79
												305	H	Coastal Caro.	53 52
												307	H	Charleston So.	62 64
												312	A	Winthrop	74 67
												316	H	Longwood	79 68
LAST 12 Division I GAMES:															
212	H	Gardner-Webb	72 79	312	A	Winthrop	74 67								
305	A	Coastal Caro.	53 79	284	A	Campbell	69 55								
225	H	Presbyterian	61 47	305	H	Coastal Caro.	53 52								
98	A	Liberty	43 56	212	A	Gardner-Webb	70 82								
202	A	Radford	56 54	307	H	Charleston So.	62 64								
126	H	UNC Asheville	81 82	225	A	Presbyterian	70 82								

Non-Div I Games: Greensboro 82 49

High Point

■ Loss, 
 ■ Non-Conf, 
 ■ S Site, 
 ■ Home 
 ■ A Away 
 N Neutral

## Hofstra

Through Games Of Feb. 14, 2016

Average RPI Win: <b>211</b>	WON-LOST	WINNING	LAST 10	STRENGTH OF	OPP. STRENGTH	TEAM	ADJ.	CONF.	ADJ CONF.
Average RPI Loss: <b>83</b>	RECORD	PCT. RANK	GAMES	SCHEDULE	OF SCHEDULE	RPI	RPI	RPI	RPI
DIV. I ONLY	18- 6	47	7- 3	158	168	67	67	13	13
DIV. I NON-CONF.	9- 2	37	0- 0	215	208	67	67	12	12
TOTALS	RPI 1-25	RPI 26-50	W-L RECORDS	RPI 51-100	RPI 101-150	RPI 150+			
18- 6	0- 1	0- 2	OVERALL	2- 2	2- 0	14- 1			
9- 1	0- 0	0- 1	HOME	2- 0	2- 0	5- 0			
8- 4	0- 0	0- 1	AWAY	0- 2	0- 0	8- 1			
1- 1	0- 1	0- 0	NEUTRAL	0- 0	0- 0	1- 0			
9- 2	0- 1	0- 0	NON-CONFERENCE	1- 0	2- 0	6- 1			
4- 0	0- 0	0- 0	HOME	1- 0	2- 0	1- 0			
4- 1	0- 0	0- 0	AWAY	0- 0	0- 0	4- 1			
1- 1	0- 1	0- 0	NEUTRAL	0- 0	0- 0	1- 0			
9- 4	0- 0	0- 2	CONFERENCE	1- 2	0- 0	8- 0			
5- 1	0- 0	0- 1	HOME	1- 0	0- 0	4- 0			
4- 3	0- 0	0- 1	AWAY	0- 2	0- 0	4- 0			
0- 0	0- 0	0- 0	NEUTRAL	0- 0	0- 0	0- 0			

RPI 1-25				RPI 26-50				RPI 51-100				Team's RPI: 67		RPI 101+			
RPI	S	Opponent	Score	RPI	S	Opponent	Score	RPI	S	Opponent	Score	RPI	S	Opponent	Score		
9	N	Oregon St.	50 73	35	A	James Madison	42 57	86	H	Saint Joseph's	75 62	134	H	Buffalo	79 36		
				35	H	James Madison	54 71	87	A	Drexel	64 67	139	H	Stony Brook	71 66		
								93	A	Elon	60 61	172	H	Northeastern	75 50		
								93	H	Elon	59 49	173	H	Delaware	58 49		
												183	A	Marist	71 67		
												200	A	Col. of Charleston	62 58		
												211	A	Fairfield	67 53		
												221	A	William & Mary	61 53		
												221	H	William & Mary	75 45		
												239	A	Massachusetts	56 57		
												248	A	American	60 51		
												249	H	Navy	65 63		
												261	A	UNCW	68 64		
												286	A	Towson	74 56		
												286	H	Towson	64 60		
												305	N	Coastal Caro.	82 40		
												323	A	Delaware St.	66 49		
LAST 12 Division I GAMES:																	
				35	A	James Madison	42 57	286	H	Towson	64 60						
				221	A	William & Mary	61 53	172	H	Northeastern	75 50						
				286	A	Towson	74 56	221	H	William & Mary	75 45						
				35	H	James Madison	54 71	261	A	UNCW	68 64						
				93	H	Elon	59 49	200	A	Col. of Charleston	62 58						
				87	A	Drexel	64 67	93	A	Elon	60 61						

Non-Div I Games:

Hofstra

■ Loss, 
 ■ Non-Conf, S Site, 
 ■ Home 
 ■ Away 
 N Neutral

## Holy Cross

Through Games Of Feb. 14, 2016

Average RPI Win:	277	WON-LOST	WINNING	LAST 10	STRENGTH OF	OPP. STRENGTH	TEAM	ADJ.	CONF.	ADJ CONF.
Average RPI Loss:	164	RECORD	PCT. RANK	GAMES	SCHEDULE	OF SCHEDULE	RPI	RPI	RPI	RPI
DIV. I ONLY	11- 13	194	5- 5	293	260	243	243	26	26	
DIV. I NON-CONF.	3- 8	258	0- 0	308	159	320	320	28	28	
TOTALS	RPI 1-25	RPI 26-50	W-L RECORDS	RPI 51-100	RPI 101-150	RPI 150+				
11- 13	0- 0	0- 0	OVERALL	0- 3	0- 4	11- 6				
8- 3	0- 0	0- 0	HOME	0- 1	0- 0	8- 2				
3- 10	0- 0	0- 0	AWAY	0- 2	0- 4	3- 4				
0- 0	0- 0	0- 0	NEUTRAL	0- 0	0- 0	0- 0				
3- 8	0- 0	0- 0	NON-CONFERENCE	0- 0	0- 4	3- 4				
3- 2	0- 0	0- 0	HOME	0- 0	0- 0	3- 2				
0- 6	0- 0	0- 0	AWAY	0- 0	0- 4	0- 2				
0- 0	0- 0	0- 0	NEUTRAL	0- 0	0- 0	0- 0				
8- 5	0- 0	0- 0	CONFERENCE	0- 3	0- 0	8- 2				
5- 1	0- 0	0- 0	HOME	0- 1	0- 0	5- 0				
3- 4	0- 0	0- 0	AWAY	0- 2	0- 0	3- 2				
0- 0	0- 0	0- 0	NEUTRAL	0- 0	0- 0	0- 0				

RPI S	Opponent	Score	RPI S	Opponent	Score	RPI S	Opponent	Score	RPI S	Opponent	Score	Team's RPI: 243
						74	A Army West Point	58 77	108	A Quinnipiac	61 74	
						88	A Bucknell	64 74	112	A Boston College	51 60	
						88	H Bucknell	51 58	129	A Pittsburgh	50 56	
									131	A Penn St.	82 86	
									156	A Yale	59 69	
									213	A Lehigh	58 61	
									213	H Lehigh	77 71	
									223	H Bryant	65 64	
									228	H Manhattan	58 44	
									235	H Dartmouth	54 60	
									239	H Massachusetts	60 74	
									248	H American	59 54	
									249	A Navy	49 50	
									249	H Navy	57 49	
									290	H Vermont	77 63	
									291	A Colgate	80 71	
									291	H Colgate	70 61	
									314	A UMass Lowell	67 75	
									331	A Lafayette	57 54	
									331	H Lafayette	66 49	
									347	A Boston U.	60 41	
LAST 12 Division I GAMES:												
213	H Lehigh	77 71	74	A Army West Point	58 77							
331	A Lafayette	57 54	213	A Lehigh	58 61							
88	A Bucknell	64 74	331	H Lafayette	66 49							
291	H Colgate	70 61	88	H Bucknell	51 58							
249	A Navy	49 50	291	A Colgate	80 71							
248	H American	59 54	249	H Navy	57 49							

Non-Div I Games:

Holy Cross

■ Loss, 
 ■ Non-Conf, S Site, 
 ■ Home 
 ■ Away 
 N Neutral

Average RPI Win: <b>261</b>	WON-LOST	WINNING	LAST 10	STRENGTH OF	OPP. STRENGTH	TEAM	ADJ.	CONF.	ADJ CONF.
Average RPI Loss: <b>119</b>	RECORD	PCT. RANK	GAMES	SCHEDULE	OF SCHEDULE	RPI	RPI	RPI	RPI
DIV. I ONLY	5- 19	309	1- 9	118	112	258	258	8	8
DIV. I NON-CONF.	4- 7	222	0- 0	152	270	209	209	7	7
TOTALS	RPI 1-25	RPI 26-50	W-L RECORDS	RPI 51-100	RPI 101-150	RPI 150+			
5- 19	0- 1	0- 2	OVERALL	0- 6	1- 2	4- 8			
2- 8	0- 1	0- 0	HOME	0- 2	1- 1	1- 4			
3- 8	0- 0	0- 1	AWAY	0- 2	0- 1	3- 4			
0- 3	0- 0	0- 1	NEUTRAL	0- 2	0- 0	0- 0			
4- 7	0- 0	0- 1	NON-CONFERENCE	0- 2	1- 1	3- 3			
1- 3	0- 0	0- 0	HOME	0- 0	1- 1	0- 2			
3- 1	0- 0	0- 0	AWAY	0- 0	0- 0	3- 1			
0- 3	0- 0	0- 1	NEUTRAL	0- 2	0- 0	0- 0			
1- 12	0- 1	0- 1	CONFERENCE	0- 4	0- 1	1- 5			
1- 5	0- 1	0- 0	HOME	0- 2	0- 0	1- 2			
0- 7	0- 0	0- 1	AWAY	0- 2	0- 1	0- 3			
0- 0	0- 0	0- 0	NEUTRAL	0- 0	0- 0	0- 0			

RPI 1-25				RPI 26-50				RPI 51-100				RPI 101+ Team's RPI: 258			
RPI	S	Opponent	Score	RPI	S	Opponent	Score	RPI	S	Opponent	Score	RPI	S	Opponent	Score
2	H	UConn	37 <b>76</b>	27	N	George Washington	78 <b>82</b>	56	N	Iowa	50 <b>64</b>	109	A	Memphis	57 <b>74</b>
				43	A	South Fla.	49 <b>73</b>	63	A	Temple	48 <b>78</b>	148	H	Long Beach St.	41 <b>47</b>
								63	H	Temple	66 <b>75</b>	150	H	La.-Lafayette	52 51
								78	A	Tulane	48 <b>70</b>	158	H	SMU	48 <b>50</b>
								78	H	Tulane	56 <b>59</b>	174	A	East Carolina	70 <b>76</b>
								91	N	Wright St.	61 <b>75</b>	182	H	UNLV	60 <b>63</b>
												185	A	Tulsa	28 <b>44</b>
												185	H	Tulsa	62 <b>79</b>
												200	A	Col. of Charleston	48 <b>55</b>
												204	H	UTRGV	45 <b>55</b>
												219	A	Cincinnati	50 <b>56</b>
												240	A	Rice	62 59
												270	H	UCF	64 55
												321	A	Incarnate Word	67 51
												326	A	A&M-Corpus Christi	76 73
LAST 12 Division I GAMES:															
185	A	Tulsa	28 <b>44</b>	185	H	Tulsa	62 <b>79</b>								
78	H	Tulane	56 <b>59</b>	174	A	East Carolina	70 <b>76</b>								
270	H	UCF	64 55	158	H	SMU	48 <b>50</b>								
219	A	Cincinnati	50 <b>56</b>	2	H	UConn	37 <b>76</b>								
43	A	South Fla.	49 <b>73</b>	109	A	Memphis	57 <b>74</b>								
63	A	Temple	48 <b>78</b>	63	H	Temple	66 <b>75</b>								

Non-Div I Games:

Houston

■ Loss, 
 ■ Non-Conf, 
 ■ S Site, 
 ■ Home 
 ■ A Away 
 N Neutral



## Houston Baptist

Through Games Of Feb. 14, 2016

Average RPI Win:	289	WON-LOST	WINNING	LAST 10	STRENGTH OF	OPP. STRENGTH	TEAM	ADJ.	CONF.	ADJ CONF.
Average RPI Loss:	170	RECORD	PCT. RANK	GAMES	SCHEDULE	OF SCHEDULE	RPI	RPI	RPI	RPI
DIV. I ONLY	8- 12	230	5- 5	253	300	246	246	28	28	
DIV. I NON-CONF.	2- 5	253	0- 0	130	310	216	216	26	26	
TOTALS	RPI 1-25	RPI 26-50	W-L RECORDS	RPI 51-100	RPI 101-150	RPI 150+				
8- 12	0- 0	0- 1	OVERALL	0- 1	0- 3	8- 7				
4- 4	0- 0	0- 0	HOME	0- 0	0- 1	4- 3				
3- 8	0- 0	0- 1	AWAY	0- 1	0- 2	3- 4				
1- 0	0- 0	0- 0	NEUTRAL	0- 0	0- 0	1- 0				
2- 5	0- 0	0- 1	NON-CONFERENCE	0- 0	0- 1	2- 3				
0- 2	0- 0	0- 0	HOME	0- 0	0- 1	0- 1				
1- 3	0- 0	0- 1	AWAY	0- 0	0- 0	1- 2				
1- 0	0- 0	0- 0	NEUTRAL	0- 0	0- 0	1- 0				
6- 7	0- 0	0- 0	CONFERENCE	0- 1	0- 2	6- 4				
4- 2	0- 0	0- 0	HOME	0- 0	0- 0	4- 2				
2- 5	0- 0	0- 0	AWAY	0- 1	0- 2	2- 2				
0- 0	0- 0	0- 0	NEUTRAL	0- 0	0- 0	0- 0				

RPI 1-25			RPI 26-50			RPI 51-100			RPI 101+ Team's RPI: 246		
RPI	S	Opponent	Score	RPI	S	Opponent	Score	RPI	S	Opponent	Score
				32	A	UTEP	63 98	60	A	Abilene Christian	60 77
								124	A	Northwestern St.	44 55
								127	A	Central Ark.	44 45
								144	H	UT Arlington	40 64
								168	H	McNeese St.	64 71
								186	A	New Mexico	57 65
								210	H	Texas St.	66 71
								229	A	Texas Southern	77 65
								234	H	Stephen F. Austin	50 64
								237	A	Sam Houston St.	70 78
								237	H	Sam Houston St.	67 63
								244	A	UTSA	50 79
								275	N	Omaha	64 51
								278	A	Lamar	70 77
								278	H	Lamar	77 66
								306	H	Southeastern La.	64 56
								324	H	Nicholls St.	80 71
								326	A	A&M-Corpus Christi	73 59
								340	A	New Orleans	71 51
LAST 12 Division I GAMES:											
237	A	Sam Houston St.	70 78	278	A	Lamar	70 77				
278	H	Lamar	77 66	340	A	New Orleans	71 51				
234	H	Stephen F. Austin	50 64	127	A	Central Ark.	44 45				
326	A	A&M-Corpus Christi	73 59	306	H	Southeastern La.	64 56				
237	H	Sam Houston St.	67 63	324	H	Nicholls St.	80 71				
60	A	Abilene Christian	60 77	168	H	McNeese St.	64 71				

Non-Div I Games: Trinity (TX) 60 46 Huston-Tillotson 96 65 Paul Quinn 95 42

Houston Baptist

Loss, Non-Conf, S Site, H Home A Away N Neutral

Average RPI Win: <b>255</b>	WON-LOST	WINNING	LAST 10	STRENGTH OF	OPP. STRENGTH	TEAM	ADJ.	CONF.	ADJ CONF.
Average RPI Loss: <b>207</b>	RECORD	PCT. RANK	GAMES	SCHEDULE	OF SCHEDULE	RPI	RPI	RPI	RPI
DIV. I ONLY	5- 18	303	3- 6	299	289	318	318	30	30
DIV. I NON-CONF.	2- 11	306	1- 2	171	232	279	279	30	30
TOTALS	RPI 1-25	RPI 26-50	W-L RECORDS	RPI 51-100	RPI 101-150	RPI 150+			
5- 18	0- 2	0- 0	OVERALL	0- 1	0- 3	5- 12			
2- 6	0- 0	0- 0	HOME	0- 0	0- 0	2- 6			
3- 11	0- 1	0- 0	AWAY	0- 1	0- 2	3- 6			
0- 1	0- 0	0- 0	NEUTRAL	0- 0	0- 1	0- 0			
2- 11	0- 2	0- 0	NON-CONFERENCE	0- 1	0- 3	2- 5			
1- 3	0- 0	0- 0	HOME	0- 0	0- 0	1- 3			
1- 7	0- 2	0- 0	AWAY	0- 1	0- 2	1- 2			
0- 1	0- 0	0- 0	NEUTRAL	0- 0	0- 1	0- 0			
3- 7	0- 0	0- 0	CONFERENCE	0- 0	0- 0	3- 7			
1- 3	0- 0	0- 0	HOME	0- 0	0- 0	1- 3			
2- 4	0- 0	0- 0	AWAY	0- 0	0- 0	2- 4			
0- 0	0- 0	0- 0	NEUTRAL	0- 0	0- 0	0- 0			

RPI 1-25				RPI 26-50				RPI 51-100				RPI 101+ Team's RPI: 318			
RPI	S	Opponent	Score	RPI	S	Opponent	Score	RPI	S	Opponent	Score	RPI	S	Opponent	Score
19	A	Syracuse	48 <b>97</b>					95	A	Northwestern	49 <b>89</b>	113	A	Arizona	28 <b>65</b>
21	A	Duquesne	62 <b>86</b>									120	N	Mercer	53 <b>70</b>
												138	A	Xavier	47 <b>70</b>
												153	H	Cornell	76 74
												161	H	Old Dominion	64 <b>83</b>
												162	H	Hampton	83 77
												208	A	Ill.-Chicago	48 <b>75</b>
												218	A	Morgan St.	66 <b>78</b>
												255	H	Bethune-Cookman	77 <b>81</b>
												264	A	N.C. A&T	70 <b>88</b>
												268	A	Georgia St.	58 <b>65</b>
												272	A	Coppin St.	71 69
												272	H	Coppin St.	67 <b>83</b>
												279	H	La Salle	68 <b>71</b>
												304	A	UMES	59 <b>62</b>
												320	H	LIU Brooklyn	72 <b>89</b>
												323	A	Delaware St.	86 <b>87</b>
												339	A	Mt. St. Mary's	62 49
												346	H	Norfolk St.	108 <b>110</b>
												348	A	N.C. Central	68 61
LAST 12 Division I GAMES:															
272	A	Coppin St.	71 69	323	A	Delaware St.	86 <b>87</b>	272	H	Coppin St.	67 <b>83</b>				
162	H	Hampton	83 77	153	H	Cornell	76 74	19	A	Syracuse	48 <b>97</b>				
346	H	Norfolk St.	108 <b>110</b>	138	A	Xavier	47 <b>70</b>	161	H	Old Dominion	64 <b>83</b>				
304	A	UMES	59 <b>62</b>												
218	A	Morgan St.	66 <b>78</b>												
255	H	Bethune-Cookman	77 <b>81</b>												

Non-Div I Games:

Howard

■ Loss, 
 ■ Non-Conf, 
 ■ S Site, 
 ■ H Home 
 ■ A Away 
 N Neutral

Average RPI Win:	320	WON-LOST	WINNING	LAST 10	STRENGTH OF	OPP. STRENGTH	TEAM	ADJ.	CONF.	ADJ CONF.
Average RPI Loss:	170	RECORD	PCT. RANK	GAMES	SCHEDULE	OF SCHEDULE	RPI	RPI	RPI	RPI
DIV. I ONLY	3- 20	337	1- 9	173	269	328	328	18	18	
DIV. I NON-CONF.	2- 9	296	0- 0	150	299	298	298	19	19	
TOTALS	RPI 1-25	RPI 26-50	W-L RECORDS	RPI 51-100	RPI 101-150	RPI 150+				
3- 20	0- 0	0- 2	OVERALL	0- 3	0- 3	3- 12				
3- 7	0- 0	0- 1	HOME	0- 1	0- 2	3- 3				
0- 13	0- 0	0- 1	AWAY	0- 2	0- 1	0- 9				
0- 0	0- 0	0- 0	NEUTRAL	0- 0	0- 0	0- 0				
2- 9	0- 0	0- 2	NON-CONFERENCE	0- 0	0- 1	2- 6				
2- 3	0- 0	0- 1	HOME	0- 0	0- 1	2- 1				
0- 6	0- 0	0- 1	AWAY	0- 0	0- 0	0- 5				
0- 0	0- 0	0- 0	NEUTRAL	0- 0	0- 0	0- 0				
1- 11	0- 0	0- 0	CONFERENCE	0- 3	0- 2	1- 6				
1- 4	0- 0	0- 0	HOME	0- 1	0- 1	1- 2				
0- 7	0- 0	0- 0	AWAY	0- 2	0- 1	0- 4				
0- 0	0- 0	0- 0	NEUTRAL	0- 0	0- 0	0- 0				

RPI S	Opponent	Score	RPI S	Opponent	Score	RPI S	Opponent	Score	RPI S	Opponent	Score	Team's RPI: 328
28	A Ohio	52 79	62	A South Dakota St.	64 92	115	H IUPUI	50 69				
47	H Indiana	72 79	62	H South Dakota St.	42 61	118	H Western Mich.	48 70				
			79	A South Dakota	60 92	136	A Oral Roberts	59 61				
						154	A Northern Ky.	64 77				
						178	A Detroit	63 64				
						184	A Milwaukee	60 73				
						199	A Oakland	74 81				
						205	H USC Upstate	81 84				
						211	A Fairfield	62 74				
						227	A Western Ill.	87 88				
						227	H Western Ill.	74 78				
						275	A Omaha	64 71				
						275	H Omaha	58 60				
						308	A Denver	50 53				
						308	H Denver	61 49				
						309	A North Dakota St.	85 94				
						317	H Kent St.	86 68				
						336	H Chicago St.	62 51				
LAST 12 Division I GAMES:												
62	A South Dakota St.	64 92	79	A South Dakota	60 92							
275	A Omaha	64 71	136	A Oral Roberts	59 61							
227	A Western Ill.	87 88	62	H South Dakota St.	42 61							
308	H Denver	61 49	308	A Denver	50 53							
275	H Omaha	58 60	227	H Western Ill.	74 78							
309	A North Dakota St.	85 94	115	H IUPUI	50 69							

Non-Div I Games: Trine 82 62 Grace (IN) 91 39

IPFW

Loss, Non-Conf, S Site, H Home A Away N Neutral

I  
U  
P  
U  
I

I  
U  
P  
U  
I

IUPUI

Page 116

## Idaho

Through Games Of Feb. 14, 2016

Average RPI Win:	231	WON-LOST	WINNING	LAST 10	STRENGTH OF	OPP. STRENGTH	TEAM	ADJ.	CONF.	ADJ CONF.
Average RPI Loss:	108	RECORD	PCT. RANK	GAMES	SCHEDULE	OF SCHEDULE	RPI	RPI	RPI	RPI
DIV. I ONLY	16- 7	70	8- 2	265	124	132	132	20	20	
DIV. I NON-CONF.	6- 4	125	0- 0	137	107	131	131	21	21	
TOTALS	RPI 1-25	RPI 26-50	W-L RECORDS	RPI 51-100	RPI 101-150	RPI 150+				
16- 7	0- 1	0- 0	OVERALL	0- 2	3- 1	13- 3				
9- 3	0- 0	0- 0	HOME	0- 1	1- 0	8- 2				
5- 3	0- 1	0- 0	AWAY	0- 0	1- 1	4- 1				
2- 1	0- 0	0- 0	NEUTRAL	0- 1	1- 0	1- 0				
6- 4	0- 1	0- 0	NON-CONFERENCE	0- 2	1- 1	5- 0				
4- 1	0- 0	0- 0	HOME	0- 1	0- 0	4- 0				
0- 2	0- 1	0- 0	AWAY	0- 0	0- 1	0- 0				
2- 1	0- 0	0- 0	NEUTRAL	0- 1	1- 0	1- 0				
10- 3	0- 0	0- 0	CONFERENCE	0- 0	2- 0	8- 3				
5- 2	0- 0	0- 0	HOME	0- 0	1- 0	4- 2				
5- 1	0- 0	0- 0	AWAY	0- 0	1- 0	4- 1				
0- 0	0- 0	0- 0	NEUTRAL	0- 0	0- 0	0- 0				

RPI 1-25			RPI 26-50			RPI 51-100			RPI 101+ Team's RPI: 132		
RPI	S	Opponent	Score	RPI	S	Opponent	Score	RPI	S	Opponent	Score
9	A	Oregon St.	44 69					51	N	Duke	68 74
								60	H	Abilene Christian	59 71
								103	N	Iowa St.	97 65
								128	A	North Dakota	65 59
								128	H	North Dakota	92 65
								133	A	Texas Tech	62 78
								160	H	Montana St.	59 62
								169	A	Northern Colo.	68 70
								169	H	Northern Colo.	66 56
								175	H	Eastern Wash.	66 74
								187	A	Sacramento St.	98 88
								207	H	Montana	78 61
								210	N	Texas St.	75 55
								236	H	Wyoming	61 57
								255	H	Seattle	64 60
								260	H	UC Santa Barbara	64 42
								269	A	Northern Ariz.	72 51
								269	H	Northern Ariz.	76 59
								288	H	CSUN	106 50
								325	A	Portland St.	94 65
								330	A	Southern Utah	62 51
								330	H	Southern Utah	93 48
LAST 12 Division I GAMES:											
128	A	North Dakota	65 59	160	H	Montana St.	59 62				
169	A	Northern Colo.	68 70	207	H	Montana	78 61				
269	H	Northern Ariz.	76 59	330	A	Southern Utah	62 51				
330	H	Southern Utah	93 48	269	A	Northern Ariz.	72 51				
325	A	Portland St.	94 65	175	H	Eastern Wash.	66 74				
187	A	Sacramento St.	98 88	169	H	Northern Colo.	66 56				

Non-Div I Games: Carroll (MT) 75 47 Northwest Chrst. 71 48

Idaho

Loss, Non-Conf, S Site, H Home A Away N Neutral

Average RPI Win:	245	WON-LOST	WINNING	LAST 10	STRENGTH OF	OPP. STRENGTH	TEAM	ADJ.	CONF.	ADJ CONF.
Average RPI Loss:	143	RECORD	PCT. RANK	GAMES	SCHEDULE	OF SCHEDULE	RPI	RPI	RPI	RPI
DIV. I ONLY	9- 12	215	1- 3	286	111	224	224	20	20	
DIV. I NON-CONF.	5- 4	138	0- 1	85	106	70	70	21	21	
TOTALS	RPI 1-25	RPI 26-50	W-L RECORDS	RPI 51-100	RPI 101-150	RPI 150+				
9- 12	0- 0	0- 2	OVERALL	0- 1	1- 3	8- 6				
3- 4	0- 0	0- 0	HOME	0- 0	0- 1	3- 3				
5- 8	0- 0	0- 2	AWAY	0- 1	1- 2	4- 3				
1- 0	0- 0	0- 0	NEUTRAL	0- 0	0- 0	1- 0				
5- 4	0- 0	0- 2	NON-CONFERENCE	0- 1	1- 1	4- 0				
2- 0	0- 0	0- 0	HOME	0- 0	0- 0	2- 0				
2- 4	0- 0	0- 2	AWAY	0- 1	1- 1	1- 0				
1- 0	0- 0	0- 0	NEUTRAL	0- 0	0- 0	1- 0				
4- 8	0- 0	0- 0	CONFERENCE	0- 0	0- 2	4- 6				
1- 4	0- 0	0- 0	HOME	0- 0	0- 1	1- 3				
3- 4	0- 0	0- 0	AWAY	0- 0	0- 1	3- 3				
0- 0	0- 0	0- 0	NEUTRAL	0- 0	0- 0	0- 0				

RPI 1-25				RPI 26-50				RPI 51-100				RPI 101+				Team's RPI: 224	
RPI	S	Opponent	Score	RPI	S	Opponent	Score	RPI	S	Opponent	Score	RPI	S	Opponent	Score		
				31	A	Michigan St.	60 79	95	A	Northwestern	36 72	128	A	North Dakota	42 45		
				32	A	UTEP	54 67					128	H	North Dakota	57 60		
												133	A	Texas Tech	64 79		
												137	A	Boise St.	80 77		
												169	A	Northern Colo.	47 48		
												169	H	Northern Colo.	59 61		
												187	A	Sacramento St.	62 83		
												187	H	Sacramento St.	59 68		
												192	A	Weber St.	58 57		
												192	H	Weber St.	46 61		
												198	N	Southeast Mo. St.	65 64		
												217	H	Utah St.	81 67		
												222	A	Utah Valley	56 47		
												255	H	Seattle	83 67		
												269	A	Northern Ariz.	62 63		
												325	A	Portland St.	64 42		
												325	H	Portland St.	71 70		
												330	A	Southern Utah	71 67		
LAST 12 Division I GAMES:																	
				32	A	UTEP	54 67	330	A	Southern Utah	71 67						
				187	A	Sacramento St.	62 83	192	A	Weber St.	58 57						
				325	A	Portland St.	64 42	325	H	Portland St.	71 70						
				169	H	Northern Colo.	59 61	187	H	Sacramento St.	59 68						
				128	H	North Dakota	57 60	128	A	North Dakota	42 45						
				269	A	Northern Ariz.	62 63	169	A	Northern Colo.	47 48						

Non-Div I Games: Colo. Christian 82 56 Montana Tech 82 55

Idaho St.

Loss, Non-Conf, S Site, H Home A Away N Neutral

## Ill.-Chicago

Through Games Of Feb. 14, 2016

Average RPI Win:	270	WON-LOST	WINNING	LAST 10	STRENGTH OF	OPP. STRENGTH	TEAM	ADJ.	CONF.	ADJ CONF.
Average RPI Loss:	129	RECORD	PCT. RANK	GAMES	SCHEDULE	OF SCHEDULE	RPI	RPI	RPI	RPI
DIV. I ONLY	12- 12	166	3- 7	267	209	208	208	14	14	
DIV. I NON-CONF.	9- 2	37	0- 0	341	290	167	167	15	15	
TOTALS	RPI 1-25	RPI 26-50	W-L RECORDS	RPI 51-100	RPI 101-150	RPI 150+				
12- 12	0- 1	0- 0	OVERALL	1- 3	0- 2	11- 6				
5- 6	0- 0	0- 0	HOME	1- 1	0- 2	4- 3				
7- 6	0- 1	0- 0	AWAY	0- 2	0- 0	7- 3				
0- 0	0- 0	0- 0	NEUTRAL	0- 0	0- 0	0- 0				
9- 2	0- 0	0- 0	NON-CONFERENCE	1- 1	0- 1	8- 0				
4- 1	0- 0	0- 0	HOME	1- 0	0- 1	3- 0				
5- 1	0- 0	0- 0	AWAY	0- 1	0- 0	5- 0				
0- 0	0- 0	0- 0	NEUTRAL	0- 0	0- 0	0- 0				
3- 10	0- 1	0- 0	CONFERENCE	0- 2	0- 1	3- 6				
1- 5	0- 0	0- 0	HOME	0- 1	0- 1	1- 3				
2- 5	0- 1	0- 0	AWAY	0- 1	0- 0	2- 3				
0- 0	0- 0	0- 0	NEUTRAL	0- 0	0- 0	0- 0				

RPI 1-25				RPI 26-50				RPI 51-100				RPI 101+ Team's RPI: 208			
RPI	S	Opponent	Score	RPI	S	Opponent	Score	RPI	S	Opponent	Score	RPI	S	Opponent	Score
23	A	Green Bay	22 64					58	A	Purdue	51 62	104	H	Youngstown St.	64 69
								69	H	Central Mich.	66 63	114	H	Toledo	51 60
								91	A	Wright St.	62 73	154	A	Northern Ky.	53 55
								91	H	Wright St.	72 80	154	H	Northern Ky.	61 72
												178	A	Detroit	65 51
												178	H	Detroit	80 89
												184	A	Milwaukee	53 54
												199	A	Oakland	73 78
												199	H	Oakland	76 78
												227	A	Western Ill.	78 70
												231	A	Valparaiso	54 50
												293	H	Cleveland St.	80 62
												298	A	Bradley	66 56
												308	A	Denver	56 46
												315	A	Illinois St.	74 65
												318	H	Howard	75 48
												329	H	Nevada	70 55
												336	A	Chicago St.	51 47
												338	H	Eastern Ill.	66 54
LAST 12 Division I GAMES:															
199	A	Oakland	73 78	104	H	Youngstown St.	64 69								
178	A	Detroit	65 51	23	A	Green Bay	22 64								
91	H	Wright St.	72 80	184	A	Milwaukee	53 54								
154	H	Northern Ky.	61 72	178	H	Detroit	80 89								
231	A	Valparaiso	54 50	199	H	Oakland	76 78								
293	H	Cleveland St.	80 62	154	A	Northern Ky.	53 55								

Non-Div I Games:

Ill.-Chicago

■ Loss, 
 ■ Non-Conf, S Site, 
 ■ Home 
 ■ Away 
 N Neutral

Illinois

Through Games Of Feb. 14, 2016

Average RPI Win:	163	WON-LOST	WINNING	LAST 10	STRENGTH OF	OPP. STRENGTH	TEAM	ADJ.	CONF.	ADJ CONF.
Average RPI Loss:	60	RECORD	PCT. RANK	GAMES	SCHEDULE	OF SCHEDULE	RPI	RPI	RPI	RPI
DIV. I ONLY	8- 17	267	1- 9	11	69	166	166	4	4	
DIV. I NON-CONF.	7- 4	110	0- 0	10	257	76	76	4	4	
TOTALS	RPI 1-25	RPI 26-50	W-L RECORDS	RPI 51-100	RPI 101-150	RPI 150+				
8- 17	0- 2	1- 6	OVERALL	2- 7	1- 2	4- 0				
8- 9	0- 2	1- 3	HOME	2- 3	1- 1	4- 0				
0- 8	0- 0	0- 3	AWAY	0- 4	0- 1	0- 0				
0- 0	0- 0	0- 0	NEUTRAL	0- 0	0- 0	0- 0				
7- 4	0- 0	1- 2	NON-CONFERENCE	2- 1	1- 1	3- 0				
7- 2	0- 0	1- 1	HOME	2- 1	1- 0	3- 0				
0- 2	0- 0	0- 1	AWAY	0- 0	0- 1	0- 0				
0- 0	0- 0	0- 0	NEUTRAL	0- 0	0- 0	0- 0				
1- 13	0- 2	0- 4	CONFERENCE	0- 6	0- 1	1- 0				
1- 7	0- 2	0- 2	HOME	0- 2	0- 1	1- 0				
0- 6	0- 0	0- 2	AWAY	0- 4	0- 0	0- 0				
0- 0	0- 0	0- 0	NEUTRAL	0- 0	0- 0	0- 0				

RPI	S	Opponent	Score	RPI	S	Opponent	Score	RPI	S	Opponent	Score	RPI	S	Opponent	Score	Team's RPI: 166
5	H	Ohio St.	70 80	27	H	George Washington	57 70	58	A	Purdue	65 69	109	A	Memphis	75 81	
11	H	Maryland	63 79	28	H	Ohio	62 53	65	A	Michigan	83 96	131	H	Penn St.	56 65	
				29	A	Miami (FL)	64 73	68	A	Nebraska	57 73	145	H	Southern Ill.	78 64	
				41	A	Rutgers	54 67	69	H	Central Mich.	74 69	151	H	Wisconsin	71 65	
				41	H	Rutgers	56 63	79	H	South Dakota	76 85	213	H	Lehigh	76 67	
				47	A	Indiana	66 68	81	A	Minnesota	77 82	262	H	Tennessee St.	98 43	
				47	H	Indiana	68 80	81	H	Minnesota	75 106	336	H	Chicago St.	67 36	
								95	H	Northwestern	59 69					
								100	H	UT Martin	94 74					
LAST 12 Division I GAMES:																
41	H	Rutgers	56 63	131	H	Penn St.	56 65									
47	H	Indiana	68 80	47	A	Indiana	66 68									
65	A	Michigan	83 96	151	H	Wisconsin	71 65									
95	H	Northwestern	59 69	41	A	Rutgers	54 67									
5	H	Ohio St.	70 80	68	A	Nebraska	57 73									
81	A	Minnesota	77 82	81	H	Minnesota	75 106									

Non-Div I Games:

Illinois

Loss, Non-Conf, S Site, H Home A Away N Neutral



Average RPI Win:	292	WON-LOST	WINNING	LAST 10	STRENGTH OF	OPP. STRENGTH	TEAM	ADJ.	CONF.	ADJ CONF.
Average RPI Loss:	170	RECORD	PCT. RANK	GAMES	SCHEDULE	OF SCHEDULE	RPI	RPI	RPI	RPI
DIV. I ONLY	6- 17	285	3- 7	269	223	315	315	21	21	
DIV. I NON-CONF.	2- 9	296	0- 0	297	275	341	341	17	17	
TOTALS	RPI 1-25	RPI 26-50	W-L RECORDS	RPI 51-100	RPI 101-150	RPI 150+				
6- 17	0- 1	0- 0	OVERALL	0- 1	0- 5	6- 10				
5- 7	0- 0	0- 0	HOME	0- 1	0- 2	5- 4				
1- 8	0- 1	0- 0	AWAY	0- 0	0- 3	1- 4				
0- 2	0- 0	0- 0	NEUTRAL	0- 0	0- 0	0- 2				
2- 9	0- 1	0- 0	NON-CONFERENCE	0- 0	0- 0	2- 8				
2- 3	0- 0	0- 0	HOME	0- 0	0- 0	2- 3				
0- 4	0- 1	0- 0	AWAY	0- 0	0- 0	0- 3				
0- 2	0- 0	0- 0	NEUTRAL	0- 0	0- 0	0- 2				
4- 8	0- 0	0- 0	CONFERENCE	0- 1	0- 5	4- 2				
3- 4	0- 0	0- 0	HOME	0- 1	0- 2	3- 1				
1- 4	0- 0	0- 0	AWAY	0- 0	0- 3	1- 1				
0- 0	0- 0	0- 0	NEUTRAL	0- 0	0- 0	0- 0				

RPI 1-25				RPI 26-50				RPI 51-100				RPI 101+ Team's RPI: 315			
RPI	S	Opponent	Score	RPI	S	Opponent	Score	RPI	S	Opponent	Score	RPI	S	Opponent	Score
20	A	DePaul	41 89					85	H	Missouri St.	51 73	107	A	Drake	41 76
												107	H	Drake	58 98
												121	A	UNI	51 65
												121	H	UNI	35 61
												145	A	Southern Ill.	71 76
												156	A	Yale	47 60
												165	H	SIUE	57 65
												167	H	Loyola Chicago	41 57
												208	H	Ill.-Chicago	65 74
												227	H	Western Ill.	64 79
												233	A	Indiana St.	56 63
												233	H	Indiana St.	73 62
												244	A	UTSA	51 77
												251	A	Bowling Green	52 70
												257	N	Northern Ill.	59 68
												266	H	Murray St.	81 76
												275	N	Omaha	56 60
												294	H	Wichita St.	70 49
												298	H	Bradley	54 49
												322	A	Evansville	64 57
												336	H	Chicago St.	57 53
LAST 12 Division I GAMES:															
121	H	UNI	35 61	298	H	Bradley	54 49								
107	H	Drake	58 98	107	A	Drake	41 76								
233	H	Indiana St.	73 62	121	A	UNI	51 65								
145	A	Southern Ill.	71 76	233	A	Indiana St.	56 63								
322	A	Evansville	64 57	294	H	Wichita St.	70 49								
167	H	Loyola Chicago	41 57	85	H	Missouri St.	51 73								

Non-Div I Games:

Illinois St.

Loss, Non-Conf, S Site, H Home A Away N Neutral

Average RPI Win:	266	WON-LOST	WINNING	LAST 10	STRENGTH OF	OPP. STRENGTH	TEAM	ADJ.	CONF.	ADJ CONF.
Average RPI Loss:	199	RECORD	PCT. RANK	GAMES	SCHEDULE	OF SCHEDULE	RPI	RPI	RPI	RPI
DIV. I ONLY	3- 16	331	3- 7	272	275	321	321	28	28	
DIV. I NON-CONF.	0- 7	338	0- 0	210	155	335	335	26	26	
TOTALS	RPI 1-25	RPI 26-50	W-L RECORDS	RPI 51-100	RPI 101-150	RPI 150+				
3- 16	0- 0	0- 1	OVERALL	0- 2	0- 3	3- 10				
0- 9	0- 0	0- 0	HOME	0- 1	0- 2	0- 6				
3- 7	0- 0	0- 1	AWAY	0- 1	0- 1	3- 4				
0- 0	0- 0	0- 0	NEUTRAL	0- 0	0- 0	0- 0				
0- 7	0- 0	0- 1	NON-CONFERENCE	0- 1	0- 1	0- 4				
0- 3	0- 0	0- 0	HOME	0- 0	0- 0	0- 3				
0- 4	0- 0	0- 1	AWAY	0- 1	0- 1	0- 1				
0- 0	0- 0	0- 0	NEUTRAL	0- 0	0- 0	0- 0				
3- 9	0- 0	0- 0	CONFERENCE	0- 1	0- 2	3- 6				
0- 6	0- 0	0- 0	HOME	0- 1	0- 2	0- 3				
3- 3	0- 0	0- 0	AWAY	0- 0	0- 0	3- 3				
0- 0	0- 0	0- 0	NEUTRAL	0- 0	0- 0	0- 0				

RPI S	Opponent	Score	RPI S	Opponent	Score	RPI S	Opponent	Score	RPI S	Opponent	Score	Team's RPI: 321
45	A Colorado St.	37 60	58	A Purdue	27 95	124	H Northwestern St.	48 53	127	H Central Ark.	57 76	
			60	H Abilene Christian	71 86	133	A Texas Tech	55 70	168	A McNeese St.	68 55	
						204	A UTRGV	47 60	204	H UTRGV	50 68	
						226	H North Texas	55 62	234	A Stephen F. Austin	62 74	
						237	H Sam Houston St.	60 65	258	H Houston	51 67	
						278	A Lamar	49 59	306	A Southeastern La.	70 66	
						324	A Nicholls St.	63 61	324	H Nicholls St.	64 66	
						326	H A&M-Corpus Christi	56 57	340	A New Orleans	49 55	
LAST 12 Division I GAMES:												
127	H Central Ark.	57 76	60	H Abilene Christian	71 86							
234	A Stephen F. Austin	62 74	168	A McNeese St.	68 55							
278	A Lamar	49 59	306	A Southeastern La.	70 66							
324	A Nicholls St.	63 61	124	H Northwestern St.	48 53							
324	H Nicholls St.	64 66	340	A New Orleans	49 55							
326	H A&M-Corpus Christi	56 57	237	H Sam Houston St.	60 65							

Non-Div I Games: LSU-Alexandria 96 59 Howard Payne 78 65 Sul Ross St. 54 35 Trinity (TX) 55 61 Incarnate Word

Loss, Non-Conf, S Site, H Home A Away N Neutral

## Indiana

Through Games Of Feb. 14, 2016

Average RPI Win:	138	WON-LOST	WINNING	LAST 10	STRENGTH OF	OPP. STRENGTH	TEAM	ADJ.	CONF.	ADJ CONF.
Average RPI Loss:	47	RECORD	PCT. RANK	GAMES	SCHEDULE	OF SCHEDULE	RPI	RPI	RPI	RPI
DIV. I ONLY	17- 9	91	8- 2	62	17	47	47	4	4	
DIV. I NON-CONF.	8- 4	100	0- 0	80	59	72	72	4	4	
TOTALS	RPI 1-25	RPI 26-50	W-L RECORDS	RPI 51-100	RPI 101-150	RPI 150+				
17- 9	0- 3	2- 3	OVERALL	6- 2	1- 0	8- 1				
12- 0	0- 0	2- 0	HOME	5- 0	1- 0	4- 0				
4- 6	0- 3	0- 0	AWAY	1- 2	0- 0	3- 1				
1- 3	0- 0	0- 3	NEUTRAL	0- 0	0- 0	1- 0				
8- 4	0- 1	0- 3	NON-CONFERENCE	2- 0	1- 0	5- 0				
5- 0	0- 0	0- 0	HOME	2- 0	1- 0	2- 0				
2- 1	0- 1	0- 0	AWAY	0- 0	0- 0	2- 0				
1- 3	0- 0	0- 3	NEUTRAL	0- 0	0- 0	1- 0				
9- 5	0- 2	2- 0	CONFERENCE	4- 2	0- 0	3- 1				
7- 0	0- 0	2- 0	HOME	3- 0	0- 0	2- 0				
2- 5	0- 2	0- 0	AWAY	1- 2	0- 0	1- 1				
0- 0	0- 0	0- 0	NEUTRAL	0- 0	0- 0	0- 0				

RPI 1-25				RPI 26-50				Team's RPI: 47	RPI 51-100				RPI 101+			
RPI	S	Opponent	Score	RPI	S	Opponent	Score		RPI	S	Opponent	Score	RPI	S	Opponent	Score
5	A	Ohio St.	70 97	28	N	Ohio	56 63		56	H	Iowa	79 74	122	H	Samford	65 56
11	A	Maryland	63 86	29	N	Miami (FL)	75 89		58	A	Purdue	53 63	151	A	Wisconsin	69 73
20	A	DePaul	69 84	31	H	Michigan St.	81 65		61	H	Chattanooga	54 43	151	H	Wisconsin	67 57
				37	N	West Virginia	64 75		65	H	Michigan	77 69	156	H	Yale	76 60
				41	H	Rutgers	64 48		68	H	Nebraska	59 47	166	A	Illinois	80 68
									81	A	Minnesota	76 78	166	H	Illinois	68 66
									84	H	Georgia Tech	69 60	233	A	Indiana St.	53 50
									95	A	Northwestern	91 84	262	H	Tennessee St.	88 56
													267	N	Austin Peay	90 58
													328	A	IPFW	79 72
LAST 12 Division I GAMES:																
151	H	Wisconsin	67 57	95	A	Northwestern	91 84		166	H	Illinois	68 66				
166	A	Illinois	80 68	81	A	Minnesota	76 78		31	H	Michigan St.	81 65				
68	H	Nebraska	59 47	58	A	Purdue	53 63		5	A	Ohio St.	70 97				
56	H	Iowa	79 74													
11	A	Maryland	63 86													
41	H	Rutgers	64 48													

Non-Div I Games:

Indiana

■ Loss, 
 ■ Non-Conf, S Site, 
 ■ Home 
 ■ Away 
 N Neutral

Average RPI Win: 252		WON-LOST	WINNING	LAST 10	STRENGTH OF	OPP. STRENGTH	TEAM	ADJ.	CONF.	ADJ CONF.
Average RPI Loss: 143		RECORD	PCT. RANK	GAMES	SCHEDULE	OF SCHEDULE	RPI	RPI	RPI	RPI
DIV. I ONLY		10- 13	207	5- 5	217	228	233	233	21	21
DIV. I NON-CONF.		4- 7	222	0- 0	204	268	235	235	17	17
TOTALS	RPI 1-25	RPI 26-50		W-L RECORDS		RPI 51-100	RPI 101-150	RPI 150+		
10- 13	0- 0	0- 1		OVERALL		0- 3	1- 5	9- 4		
7- 5	0- 0	0- 1		HOME		0- 2	1- 1	6- 1		
3- 7	0- 0	0- 0		AWAY		0- 1	0- 4	3- 2		
0- 1	0- 0	0- 0		NEUTRAL		0- 0	0- 0	0- 1		
4- 7	0- 0	0- 1		NON-CONFERENCE		0- 2	0- 1	4- 3		
2- 3	0- 0	0- 1		HOME		0- 1	0- 0	2- 1		
2- 3	0- 0	0- 0		AWAY		0- 1	0- 1	2- 1		
0- 1	0- 0	0- 0		NEUTRAL		0- 0	0- 0	0- 1		
6- 6	0- 0	0- 0		CONFERENCE		0- 1	1- 4	5- 1		
5- 2	0- 0	0- 0		HOME		0- 1	1- 1	4- 0		
1- 4	0- 0	0- 0		AWAY		0- 0	0- 3	1- 1		
0- 0	0- 0	0- 0		NEUTRAL		0- 0	0- 0	0- 0		

RPI 1-25				RPI 26-50				RPI 51-100				RPI 101+				Team's RPI: 233	
RPI	S	Opponent	Score	RPI	S	Opponent	Score	RPI	S	Opponent	Score	RPI	S	Opponent	Score		
				47	H	Indiana	50 53	69	A	Central Mich.	65 85	107	A	Drake	55 80		
								75	H	Saint Louis	52 62	107	H	Drake	68 53		
								85	H	Missouri St.	51 59	115	A	IUPUI	43 68		
												121	A	UNI	42 53		
												121	H	UNI	45 61		
												145	A	Southern Ill.	64 76		
												154	A	Northern Ky.	67 73		
												167	H	Loyola Chicago	62 48		
												185	A	Tulsa	67 63		
												194	H	Butler	70 63		
												234	N	Stephen F. Austin	62 71		
												275	H	Omaha	50 51		
												294	H	Wichita St.	59 33		
												295	A	UMKC	77 47		
												298	H	Bradley	59 37		
												315	A	Illinois St.	62 73		
												315	H	Illinois St.	63 56		
												322	A	Evansville	59 44		
												338	H	Eastern Ill.	60 42		
LAST 12 Division I GAMES:																	
				107	H	Drake	68 53	167	H	Loyola Chicago	62 48						
				121	H	UNI	45 61	121	A	UNI	42 53						
				315	A	Illinois St.	62 73	107	A	Drake	55 80						
				322	A	Evansville	59 44	315	H	Illinois St.	63 56						
				145	A	Southern Ill.	64 76	85	H	Missouri St.	51 59						
				298	H	Bradley	59 37	294	H	Wichita St.	59 33						

Non-Div I Games:

Indiana St.

Loss, Non-Conf, S Site, H Home A Away N Neutral

Average RPI Win: <b>238</b>	WON-LOST	WINNING	LAST 10	STRENGTH OF	OPP. STRENGTH	TEAM	ADJ.	CONF.	ADJ CONF.
Average RPI Loss: <b>113</b>	RECORD	PCT. RANK	GAMES	SCHEDULE	OF SCHEDULE	RPI	RPI	RPI	RPI
DIV. I ONLY	17- 10	98	7- 3	206	179	110	110	23	23
DIV. I NON-CONF.	4- 7	222	0- 0	89	37	157	157	24	24
TOTALS	RPI 1-25	RPI 26-50	W-L RECORDS	RPI 51-100	RPI 101-150	RPI 150+			
17- 10	0- 0	0- 3	OVERALL	1- 0	1- 4	15- 3			
8- 1	0- 0	0- 0	HOME	0- 0	1- 1	7- 0			
8- 7	0- 0	0- 2	AWAY	1- 0	0- 3	7- 2			
1- 2	0- 0	0- 1	NEUTRAL	0- 0	0- 0	1- 1			
4- 7	0- 0	0- 3	NON-CONFERENCE	1- 0	1- 3	2- 1			
2- 1	0- 0	0- 0	HOME	0- 0	1- 1	1- 0			
1- 4	0- 0	0- 2	AWAY	1- 0	0- 2	0- 0			
1- 2	0- 0	0- 1	NEUTRAL	0- 0	0- 0	1- 1			
13- 3	0- 0	0- 0	CONFERENCE	0- 0	0- 1	13- 2			
6- 0	0- 0	0- 0	HOME	0- 0	0- 0	6- 0			
7- 3	0- 0	0- 0	AWAY	0- 0	0- 1	7- 2			
0- 0	0- 0	0- 0	NEUTRAL	0- 0	0- 0	0- 0			

RPI S	Opponent	Score	RPI S	Opponent	Score	RPI S	Opponent	Score	RPI S	Opponent	Score	Team's RPI: 110
27	A George Washington	65 70	86	A Saint Joseph's	81 75	102	A North Carolina	52 64				
39	N Southern California	56 76				105	H VCU	58 74				
41	A Rutgers	33 58				108	A Quinnipiac	61 62				
						139	A Stony Brook	53 58				
						140	H ETSU	56 50				
						156	N Yale	48 63				
						183	A Marist	61 62				
						183	H Marist	69 49				
						201	A Canisius	79 76				
						201	H Canisius	79 56				
						211	A Fairfield	56 46				
						216	A Siena	64 51				
						226	H North Texas	62 51				
						228	A Manhattan	56 63				
						228	H Manhattan	67 56				
						273	A Monmouth	64 49				
						273	H Monmouth	68 56				
						287	A Rider	67 48				
						287	H Rider	59 46				
						302	A Niagara	73 52				
						302	H Niagara	73 46				
						303	N Fairleigh Dickinson	77 54				
						333	A Saint Peter's	65 51				
LAST 12 Division I GAMES:												
108	A Quinnipiac	61 62	273	A Monmouth	64 49							
216	A Siena	64 51	302	H Niagara	73 46							
287	A Rider	67 48	228	A Manhattan	56 63							
273	H Monmouth	68 56	183	A Marist	61 62							
201	A Canisius	79 76	201	H Canisius	79 56							
302	A Niagara	73 52	183	H Marist	69 49							

Non-Div I Games:

Iona

**I  
o  
w  
a**

I  
o  
w  
a

Iowa

Page 126

Average RPI Win:	176	WON-LOST	WINNING	LAST 10	STRENGTH OF	OPP. STRENGTH	TEAM	ADJ.	CONF.	ADJ CONF.
Average RPI Loss:	59	RECORD	PCT. RANK	GAMES	SCHEDULE	OF SCHEDULE	RPI	RPI	RPI	RPI
DIV. I ONLY	12- 12	166	2- 8	61	37	103	103	3	3	
DIV. I NON-CONF.	8- 3	77	0- 0	217	167	114	114	3	3	
TOTALS	RPI 1-25	RPI 26-50	W-L RECORDS	RPI 51-100	RPI 101-150	RPI 150+				
12- 12	1- 5	1- 1	OVERALL	1- 3	1- 3	8- 0				
8- 4	1- 3	0- 0	HOME	1- 1	0- 0	6- 0				
3- 6	0- 2	1- 1	AWAY	0- 1	1- 2	1- 0				
1- 2	0- 0	0- 0	NEUTRAL	0- 1	0- 1	1- 0				
8- 3	0- 0	0- 0	NON-CONFERENCE	1- 1	1- 2	6- 0				
6- 0	0- 0	0- 0	HOME	1- 0	0- 0	5- 0				
1- 1	0- 0	0- 0	AWAY	0- 0	1- 1	0- 0				
1- 2	0- 0	0- 0	NEUTRAL	0- 1	0- 1	1- 0				
4- 9	1- 5	1- 1	CONFERENCE	0- 2	0- 1	2- 0				
2- 4	1- 3	0- 0	HOME	0- 1	0- 0	1- 0				
2- 5	0- 2	1- 1	AWAY	0- 1	0- 1	1- 0				
0- 0	0- 0	0- 0	NEUTRAL	0- 0	0- 0	0- 0				

RPI S Opponent	Score	RPI S Opponent	Score	RPI S Opponent	Score	RPI S Opponent	Score	Team's RPI: 103
4 H Baylor	61 77	37 A West Virginia	47 57	51 N Duke	48 86	107 A Drake	70 74	
8 A Texas	54 75	48 A Kansas St.	84 79	56 H Iowa	69 66	121 A UNI	84 75	
8 H Texas	49 65			92 A TCU	69 79	132 N Idaho	65 97	
16 A Oklahoma St.	76 79			92 H TCU	62 72	133 A Texas Tech	66 69	
16 H Oklahoma St.	49 42					162 H Hampton	95 59	
24 H Oklahoma	71 77					177 H Southern U.	86 46	
						195 A Kansas	63 53	
						195 H Kansas	65 49	
						210 N Texas St.	83 61	
						269 H Northern Ariz.	79 63	
						327 H Alcorn	91 41	
						334 H Ark.-Pine Bluff	70 41	
LAST 12 Division I GAMES:								
92 A TCU	69 79	4 H Baylor	61 77					
37 A West Virginia	47 57	16 A Oklahoma St.	76 79					
8 H Texas	49 65	133 A Texas Tech	66 69					
195 A Kansas	63 53	195 H Kansas	65 49					
24 H Oklahoma	71 77	8 A Texas	54 75					
92 H TCU	62 72	16 H Oklahoma St.	49 42					

Non-Div I Games:

Iowa St.

  Loss, 
  Non-Conf, 
  S Site, 
  H Home 
  A Away 
N Neutral

Average RPI Win:	319	WON-LOST	WINNING	LAST 10	STRENGTH OF	OPP. STRENGTH	TEAM	ADJ.	CONF.	ADJ CONF.
Average RPI Loss:	211	RECORD	PCT. RANK	GAMES	SCHEDULE	OF SCHEDULE	RPI	RPI	RPI	RPI
DIV. I ONLY	8- 12	230	3- 7	343	343	319	319	32	32	
DIV. I NON-CONF.	3- 5	218	0- 0	334	233	301	301	31	31	
TOTALS	RPI 1-25	RPI 26-50	W-L RECORDS	RPI 51-100	RPI 101-150	RPI 150+				
8- 12	0- 1	0- 0	OVERALL	0- 1	0- 1	8- 9				
5- 5	0- 0	0- 0	HOME	0- 0	0- 0	5- 5				
3- 7	0- 1	0- 0	AWAY	0- 1	0- 1	3- 4				
0- 0	0- 0	0- 0	NEUTRAL	0- 0	0- 0	0- 0				
3- 5	0- 1	0- 0	NON-CONFERENCE	0- 1	0- 1	3- 2				
2- 1	0- 0	0- 0	HOME	0- 0	0- 0	2- 1				
1- 4	0- 1	0- 0	AWAY	0- 1	0- 1	1- 1				
0- 0	0- 0	0- 0	NEUTRAL	0- 0	0- 0	0- 0				
5- 7	0- 0	0- 0	CONFERENCE	0- 0	0- 0	5- 7				
3- 4	0- 0	0- 0	HOME	0- 0	0- 0	3- 4				
2- 3	0- 0	0- 0	AWAY	0- 0	0- 0	2- 3				
0- 0	0- 0	0- 0	NEUTRAL	0- 0	0- 0	0- 0				

RPI 1-25				RPI 26-50				RPI 51-100				RPI 101+ Team's RPI: 319			
RPI	S	Opponent	Score	RPI	S	Opponent	Score	RPI	S	Opponent	Score	RPI	S	Opponent	Score
17	A	Kentucky	24 92					78	A	Tulane	49 92	124	A	Northwestern St.	54 59
												177	A	Southern U.	57 84
												177	H	Southern U.	57 66
												214	H	Grambling	58 79
												229	A	Texas Southern	47 66
												229	H	Texas Southern	36 62
												280	H	Alabama St.	70 69
												281	H	Prairie View	52 62
												282	H	Jacksonville St.	71 65
												306	A	Southeastern La.	79 72
												327	A	Alcorn	73 66
												327	H	Alcorn	79 65
												334	A	Ark.-Pine Bluff	66 71
												335	H	Lipscomb	53 52
												336	H	Chicago St.	59 76
												340	A	New Orleans	68 85
												344	H	Alabama A&M	59 58
												349	A	Mississippi Val.	72 46
LAST 12 Division I GAMES:															
229	A	Texas Southern	47 66	281	H	Prairie View	52 62								
177	H	Southern U.	57 66	229	H	Texas Southern	36 62								
327	H	Alcorn	79 65	177	A	Southern U.	57 84								
334	A	Ark.-Pine Bluff	66 71	327	A	Alcorn	73 66								
349	A	Mississippi Val.	72 46	344	H	Alabama A&M	59 58								
214	H	Grambling	58 79	280	H	Alabama St.	70 69								

Non-Div I Games: Fisk 78 58 Blue Mountain 74 52 Mobile 100 57

Jackson St.

Loss, Non-Conf, S Site, H Home A Away N Neutral



# Jacksonville

Through Games Of Feb. 14, 2016

Average RPI Win: <b>279</b>	WON-LOST	WINNING	LAST 10	STRENGTH OF	OPP. STRENGTH	TEAM	ADJ.	CONF.	ADJ CONF.
Average RPI Loss: <b>116</b>	RECORD	PCT. RANK	GAMES	SCHEDULE	OF SCHEDULE	RPI	RPI	RPI	RPI
DIV. I ONLY	13- 10	132	7- 3	222	264	146	146	29	29
DIV. I NON-CONF.	6- 7	176	2- 0	229	234	188	188	27	27
TOTALS	RPI 1-25	RPI 26-50	W-L RECORDS	RPI 51-100	RPI 101-150	RPI 150+			
13- 10	0- 2	0- 1	OVERALL	0- 2	0- 2	13- 3			
7- 1	0- 0	0- 0	HOME	0- 1	0- 0	7- 0			
5- 8	0- 1	0- 1	AWAY	0- 0	0- 1	5- 0			
1- 1	0- 0	0- 0	NEUTRAL	0- 0	0- 0	1- 1			
6- 7	0- 2	0- 1	NON-CONFERENCE	0- 0	0- 2	6- 2			
4- 0	0- 0	0- 0	HOME	0- 0	0- 0	4- 0			
1- 6	0- 2	0- 1	AWAY	0- 0	0- 2	1- 1			
1- 1	0- 0	0- 0	NEUTRAL	0- 0	0- 0	1- 1			
7- 3	0- 0	0- 0	CONFERENCE	0- 2	0- 0	7- 1			
3- 1	0- 0	0- 0	HOME	0- 1	0- 0	3- 0			
4- 2	0- 0	0- 0	AWAY	0- 1	0- 0	4- 1			
0- 0	0- 0	0- 0	NEUTRAL	0- 0	0- 0	0- 0			

RPI 1-25			RPI 26-50			RPI 51-100			RPI 101+ Team's RPI: 146		
RPI	S	Opponent	Score	RPI	S	Opponent	Score	RPI	S	Opponent	Score
13	A	Florida St.	60 <b>77</b>	43	A	South Fla.	52 <b>74</b>	64	A	FGCU	39 <b>58</b>
19	A	Syracuse	49 <b>65</b>					64	H	FGCU	55 <b>59</b>
										Wake Forest	51 <b>57</b>
										UT Arlington	54 <b>56</b>
										Stetson	61 <b>66</b>
										Stetson	69 49
										USC Upstate	49 43
										Dartmouth	51 44
										Bowling Green	69 <b>72</b>
										Bethune-Cookman	63 53
										UNCW	49 <b>51</b>
										Murray St.	79 54
										FIU	80 44
										Kennesaw St.	67 42
										Kennesaw St.	78 63
										Savannah St.	65 52
										South Carolina St.	79 47
										North Florida	73 39
										Lipscomb	81 51
										NJIT	65 36
LAST 12 Division I GAMES:											
297	A	Kennesaw St.	67 42	205	A	USC Upstate	49 43				
64	H	FGCU	55 <b>59</b>	297	H	Kennesaw St.	78 63				
181	A	Stetson	61 <b>66</b>	335	H	Lipscomb	81 51				
64	A	FGCU	39 <b>58</b>	313	A	North Florida	73 39				
181	H	Stetson	69 49	301	H	Savannah St.	65 52				
341	A	NJIT	65 36	311	H	South Carolina St.	79 47				

Non-Div I Games: Edward Waters 90 51 Thomas (GA) 88 50

Jacksonville

Loss, Non-Conf, S Site, H Home A Away N Neutral

Average RPI Win:	287	WON-LOST	WINNING	LAST 10	STRENGTH OF	OPP. STRENGTH	TEAM	ADJ.	CONF.	ADJ CONF.
Average RPI Loss:	188	RECORD	PCT. RANK	GAMES	SCHEDULE	OF SCHEDULE	RPI	RPI	RPI	RPI
DIV. I ONLY	9- 15	245	4- 6	308	292	282	282	24	24	
DIV. I NON-CONF.	4- 7	222	0- 0	305	332	280	280	23	23	
TOTALS	RPI 1-25	RPI 26-50	W-L RECORDS	RPI 51-100	RPI 101-150	RPI 150+				
9- 15	0- 0	0- 0	OVERALL	0- 4	0- 3	9- 8				
6- 4	0- 0	0- 0	HOME	0- 2	0- 1	6- 1				
3- 11	0- 0	0- 0	AWAY	0- 2	0- 2	3- 7				
0- 0	0- 0	0- 0	NEUTRAL	0- 0	0- 0	0- 0				
4- 7	0- 0	0- 0	NON-CONFERENCE	0- 1	0- 3	4- 3				
3- 1	0- 0	0- 0	HOME	0- 0	0- 1	3- 0				
1- 6	0- 0	0- 0	AWAY	0- 1	0- 2	1- 3				
0- 0	0- 0	0- 0	NEUTRAL	0- 0	0- 0	0- 0				
5- 8	0- 0	0- 0	CONFERENCE	0- 3	0- 0	5- 5				
3- 3	0- 0	0- 0	HOME	0- 2	0- 0	3- 1				
2- 5	0- 0	0- 0	AWAY	0- 1	0- 0	2- 4				
0- 0	0- 0	0- 0	NEUTRAL	0- 0	0- 0	0- 0				

RPI 1-25				RPI 26-50				RPI 51-100				RPI 101+ Team's RPI: 282			
RPI	S	Opponent	Score	RPI	S	Opponent	Score	RPI	S	Opponent	Score	RPI	S	Opponent	Score
								58	A	Purdue	48 67	109	A	Memphis	55 70
								99	A	Belmont	42 56	120	A	Mercer	39 46
								99	H	Belmont	32 44	122	H	Samford	39 50
								100	H	UT Martin	53 63	165	H	SIUE	57 62
												197	A	Eastern Ky.	56 54
												198	A	Southeast Mo. St.	47 61
												262	H	Tennessee St.	69 55
												266	A	Murray St.	74 71
												267	A	Austin Peay	59 61
												274	A	Tennessee Tech	49 51
												274	H	Tennessee Tech	55 46
												277	A	Ga. Southern	56 60
												296	A	Morehead St.	63 67
												297	H	Kennesaw St.	61 52
												301	H	Savannah St.	50 35
												310	A	Wofford	54 66
												319	A	Jackson St.	65 71
												324	A	Nicholls St.	63 49
												327	H	Alcorn	67 65
												338	H	Eastern Ill.	60 52
LAST 12 Division I GAMES:															
274	A	Tennessee Tech	49 51	99	H	Belmont	32 44								
99	A	Belmont	42 56	100	H	UT Martin	53 63								
274	H	Tennessee Tech	55 46	198	A	Southeast Mo. St.	47 61								
262	H	Tennessee St.	69 55	266	A	Murray St.	74 71								
197	A	Eastern Ky.	56 54	267	A	Austin Peay	59 61								
296	A	Morehead St.	63 67	338	H	Eastern Ill.	60 52								

Non-Div I Games: Tuskegee 74 47

Jacksonville St.

■ Loss, 
 ■ Non-Conf, 
 ■ S Site, 
 ■ H Home 
 ■ A Away 
 N Neutral

Average RPI Win:	170	WON-LOST	WINNING	LAST 10	STRENGTH OF	OPP. STRENGTH	TEAM	ADJ.	CONF.	ADJ CONF.
Average RPI Loss:	62	RECORD	PCT. RANK	GAMES	SCHEDULE	OF SCHEDULE	RPI	RPI	RPI	RPI
DIV. I ONLY	18- 5	36	10- 0	86	92	35	35	13	13	
DIV. I NON-CONF.	7- 4	110	0- 0	87	41	75	75	12	12	
TOTALS	RPI 1-25	RPI 26-50	W-L RECORDS	RPI 51-100	RPI 101-150	RPI 150+				
18- 5	0- 2	0- 2	OVERALL	6- 0	0- 0	12- 1				
11- 0	0- 0	0- 0	HOME	3- 0	0- 0	8- 0				
7- 3	0- 1	0- 1	AWAY	3- 0	0- 0	4- 1				
0- 2	0- 1	0- 1	NEUTRAL	0- 0	0- 0	0- 0				
7- 4	0- 2	0- 2	NON-CONFERENCE	1- 0	0- 0	6- 0				
5- 0	0- 0	0- 0	HOME	1- 0	0- 0	4- 0				
2- 2	0- 1	0- 1	AWAY	0- 0	0- 0	2- 0				
0- 2	0- 1	0- 1	NEUTRAL	0- 0	0- 0	0- 0				
11- 1	0- 0	0- 0	CONFERENCE	5- 0	0- 0	6- 1				
6- 0	0- 0	0- 0	HOME	2- 0	0- 0	4- 0				
5- 1	0- 0	0- 0	AWAY	3- 0	0- 0	2- 1				
0- 0	0- 0	0- 0	NEUTRAL	0- 0	0- 0	0- 0				

RPI 1-25				RPI 26-50				Team's RPI: 35	RPI 51-100				RPI 101+			
RPI	S	Opponent	Score	RPI	S	Opponent	Score		RPI	S	Opponent	Score	RPI	S	Opponent	Score
4	N	Baylor	63 77	37	N	West Virginia	62 69		67	A	Hofstra	71 54	155	H	Davidson	87 45
10	A	UCLA	61 90	39	A	St. Bonaventure	45 56		67	H	Hofstra	57 42	162	A	Hampton	68 56
									87	A	Drexel	59 55	172	A	Northeastern	61 52
									87	H	Drexel	67 56	172	H	Northeastern	85 62
									93	A	Elon	81 76	173	H	Delaware	75 55
									98	H	Liberty	72 56	200	H	Col. of Charleston	83 61
													203	A	Richmond	73 47
													218	H	Morgan St.	92 31
													221	A	William & Mary	59 65
													248	H	American	74 45
													261	H	UNCW	60 40
													286	A	Towson	64 57
													316	H	Longwood	88 30
LAST 12 Division I GAMES:																
67	H	Hofstra	57 42	286	A	Towson	64 57									
87	A	Drexel	59 55	172	H	Northeastern	85 62									
172	A	Northeastern	61 52	87	H	Drexel	67 56									
67	A	Hofstra	71 54	93	A	Elon	81 76									
261	H	UNCW	60 40	200	H	Col. of Charleston	83 61									
173	H	Delaware	75 55	221	A	William & Mary	59 65									

Non-Div I Games:

James Madison

Kansas

Through Games Of Feb. 14, 2016

Average RPI Win:	197	WON-LOST	WINNING	LAST 10	STRENGTH OF	OPP. STRENGTH	TEAM	ADJ.	CONF.	ADJ CONF.
Average RPI Loss:	73	RECORD	PCT. RANK	GAMES	SCHEDULE	OF SCHEDULE	RPI	RPI	RPI	RPI
DIV. I ONLY	5- 19	309	0- 10	18	52	195	195	3	3	
DIV. I NON-CONF.	5- 6	180	0- 0	185	200	234	234	3	3	
TOTALS	RPI 1-25	RPI 26-50	W-L RECORDS	RPI 51-100	RPI 101-150	RPI 150+				
5- 19	0- 6	0- 5	OVERALL	0- 1	2- 5	3- 2				
4- 10	0- 3	0- 3	HOME	0- 1	2- 2	2- 1				
0- 9	0- 3	0- 2	AWAY	0- 0	0- 3	0- 1				
1- 0	0- 0	0- 0	NEUTRAL	0- 0	0- 0	1- 0				
5- 6	0- 0	0- 1	NON-CONFERENCE	0- 1	2- 2	3- 2				
4- 4	0- 0	0- 1	HOME	0- 1	2- 1	2- 1				
0- 2	0- 0	0- 0	AWAY	0- 0	0- 1	0- 1				
1- 0	0- 0	0- 0	NEUTRAL	0- 0	0- 0	1- 0				
0- 13	0- 6	0- 4	CONFERENCE	0- 0	0- 3	0- 0				
0- 6	0- 3	0- 2	HOME	0- 0	0- 1	0- 0				
0- 7	0- 3	0- 2	AWAY	0- 0	0- 2	0- 0				
0- 0	0- 0	0- 0	NEUTRAL	0- 0	0- 0	0- 0				

RPI	S	Opponent	Score	RPI	S	Opponent	Score	RPI	S	Opponent	Score	RPI	S	Opponent	Score	Team's RPI: 195
4	A	Baylor	49 81	37	A	West Virginia	35 72	73	H	Washington St.	53 66	103	A	Iowa St.	49 65	
4	H	Baylor	40 58	37	H	West Virginia	45 65					103	H	Iowa St.	53 63	
8	A	Texas	46 70	42	H	St. John's (NY)	71 86					109	H	Memphis	72 63	
8	H	Texas	38 75	48	A	Kansas St.	67 81					113	A	Arizona	52 67	
16	H	Oklahoma St.	46 74	48	H	Kansas St.	46 59					133	A	Texas Tech	44 54	
24	A	Oklahoma	44 67									136	H	Oral Roberts	63 70	
												142	H	Creighton	67 54	
												158	A	SMU	64 73	
												229	H	Texas Southern	72 65	
												249	H	Navy	61 54	
												257	N	Northern Ill.	66 58	
												295	H	UMKC	44 47	
LAST 12 Division I GAMES:																
48	A	Kansas St.	67 81	48	H	Kansas St.	46 59									
4	A	Baylor	49 81	37	A	West Virginia	35 72									
103	H	Iowa St.	53 63	8	H	Texas	38 75									
133	A	Texas Tech	44 54	103	A	Iowa St.	49 65									
8	A	Texas	46 70	4	H	Baylor	40 58									
16	H	Oklahoma St.	46 74	37	H	West Virginia	45 65									

Non-Div I Games:

Kansas

Loss, Non-Conf, S Site, H Home A Away N Neutral

Average RPI Win:	155	WON-LOST	WINNING	LAST 10	STRENGTH OF	OPP. STRENGTH	TEAM	ADJ.	CONF.	ADJ CONF.
Average RPI Loss:	38	RECORD	PCT. RANK	GAMES	SCHEDULE	OF SCHEDULE	RPI	RPI	RPI	RPI
DIV. I ONLY	16- 8	84	6- 4	34	58	48	48	3	3	
DIV. I NON-CONF.	10- 1	19	0- 0	63	245	13	13	3	3	
TOTALS	RPI 1-25	RPI 26-50	W-L RECORDS	RPI 51-100	RPI 101-150	RPI 150+				
16- 8	2- 4	0- 2	OVERALL	3- 1	2- 1	9- 0				
12- 3	2- 1	0- 1	HOME	3- 0	1- 1	6- 0				
4- 5	0- 3	0- 1	AWAY	0- 1	1- 0	3- 0				
0- 0	0- 0	0- 0	NEUTRAL	0- 0	0- 0	0- 0				
10- 1	0- 1	0- 0	NON-CONFERENCE	2- 0	1- 0	7- 0				
8- 0	0- 0	0- 0	HOME	2- 0	1- 0	5- 0				
2- 1	0- 1	0- 0	AWAY	0- 0	0- 0	2- 0				
0- 0	0- 0	0- 0	NEUTRAL	0- 0	0- 0	0- 0				
6- 7	2- 3	0- 2	CONFERENCE	1- 1	1- 1	2- 0				
4- 3	2- 1	0- 1	HOME	1- 0	0- 1	1- 0				
2- 4	0- 2	0- 1	AWAY	0- 1	1- 0	1- 0				
0- 0	0- 0	0- 0	NEUTRAL	0- 0	0- 0	0- 0				

RPI 1-25				RPI 26-50				Team's RPI: 48	RPI 51-100				RPI 101+			
RPI	S	Opponent	Score	RPI	S	Opponent	Score		RPI	S	Opponent	Score	RPI	S	Opponent	Score
2	A	UConn	57 97	37	A	West Virginia	44 64		60	H	Abilene Christian	76 45	103	H	Iowa St.	79 84
4	A	Baylor	52 87	37	H	West Virginia	53 72		79	H	South Dakota	84 81	133	A	Texas Tech	65 53
8	H	Texas	51 66						92	A	TCU	73 87	144	H	UT Arlington	61 41
16	H	Oklahoma St.	47 44						92	H	TCU	58 49	171	H	Fla. Atlantic	102 53
24	A	Oklahoma	58 68										177	H	Southern U.	59 47
24	H	Oklahoma	87 71										185	A	Tulsa	75 67
													195	A	Kansas	59 46
													195	H	Kansas	81 67
													204	H	UTRGV	61 43
													227	H	Western Ill.	84 45
													237	H	Sam Houston St.	78 50
													336	A	Chicago St.	63 54
LAST 12 Division I GAMES:																
195	H	Kansas	81 67	195	A	Kansas	59 46									
24	H	Oklahoma	87 71	92	H	TCU	58 49									
37	A	West Virginia	44 64	16	H	Oklahoma St.	47 44									
4	A	Baylor	52 87	24	A	Oklahoma	58 68									
8	H	Texas	51 66	37	H	West Virginia	53 72									
133	A	Texas Tech	65 53	92	A	TCU	73 87									

Non-Div I Games:

Kansas St.

Average RPI Win:	308	WON-LOST	WINNING	LAST 10	STRENGTH OF	OPP. STRENGTH	TEAM	ADJ.	CONF.	ADJ CONF.
Average RPI Loss:	183	RECORD	PCT. RANK	GAMES	SCHEDULE	OF SCHEDULE	RPI	RPI	RPI	RPI
DIV. I ONLY	8- 16	257	4- 6	287	313	297	297	29	29	
DIV. I NON-CONF.	4- 10	253	0- 1	259	327	308	308	27	27	
TOTALS	RPI 1-25	RPI 26-50	W-L RECORDS	RPI 51-100	RPI 101-150	RPI 150+				
8- 16	0- 1	0- 1	OVERALL	0- 1	0- 4	8- 9				
6- 6	0- 0	0- 0	HOME	0- 1	0- 2	6- 3				
2- 10	0- 1	0- 1	AWAY	0- 0	0- 2	2- 6				
0- 0	0- 0	0- 0	NEUTRAL	0- 0	0- 0	0- 0				
4- 10	0- 1	0- 1	NON-CONFERENCE	0- 0	0- 2	4- 6				
4- 2	0- 0	0- 0	HOME	0- 0	0- 1	4- 1				
0- 8	0- 1	0- 1	AWAY	0- 0	0- 1	0- 5				
0- 0	0- 0	0- 0	NEUTRAL	0- 0	0- 0	0- 0				
4- 6	0- 0	0- 0	CONFERENCE	0- 1	0- 2	4- 3				
2- 4	0- 0	0- 0	HOME	0- 1	0- 1	2- 2				
2- 2	0- 0	0- 0	AWAY	0- 0	0- 1	2- 1				
0- 0	0- 0	0- 0	NEUTRAL	0- 0	0- 0	0- 0				

RPI 1-25				RPI 26-50				RPI 51-100				RPI 101+ Team's RPI: 297			
RPI	S	Opponent	Score	RPI	S	Opponent	Score	RPI	S	Opponent	Score	RPI	S	Opponent	Score
22	A	Florida	57 84	26	A	Georgia	34 89	64	H	FGCU	47 78	120	H	Mercer	61 72
												138	A	Xavier	59 62
												146	A	Jacksonville	63 78
												146	H	Jacksonville	42 67
												181	H	Stetson	54 57
												205	A	USC Upstate	57 66
												205	H	USC Upstate	53 61
												212	A	Gardner-Webb	56 70
												225	H	Presbyterian	49 47
												267	H	Austin Peay	73 65
												268	H	Georgia St.	62 66
												282	A	Jacksonville St.	52 61
												296	A	Morehead St.	77 83
												299	H	Western Caro.	65 53
												300	A	Florida A&M	67 69
												310	A	Wofford	59 70
												313	A	North Florida	70 55
												335	H	Lipscomb	55 54
												340	H	New Orleans	60 53
												341	A	NJIT	82 77
												341	H	NJIT	64 48
LAST 12 Division I GAMES:															
146	H	Jacksonville	42 67	181	H	Stetson	54 57								
205	H	USC Upstate	53 61	146	A	Jacksonville	63 78								
341	A	NJIT	82 77	313	A	North Florida	70 55								
205	A	USC Upstate	57 66	335	H	Lipscomb	55 54								
341	H	NJIT	64 48	310	A	Wofford	59 70								
64	H	FGCU	47 78	138	A	Xavier	59 62								

Non-Div I Games: Thomas (GA) 70 41

Kennesaw St.

Loss, Non-Conf, S Site, H Home A Away N Neutral

Average RPI Win:	234	WON-LOST	WINNING	LAST 10	STRENGTH OF	OPP. STRENGTH	TEAM	ADJ.	CONF.	ADJ CONF.
Average RPI Loss:	159	RECORD	PCT. RANK	GAMES	SCHEDULE	OF SCHEDULE	RPI	RPI	RPI	RPI
DIV. I ONLY	4- 17	316	2- 8	203	176	317	317	11	11	
DIV. I NON-CONF.	2- 7	280	0- 0	322	267	344	344	13	13	
TOTALS	RPI 1-25	RPI 26-50	W-L RECORDS	RPI 51-100	RPI 101-150	RPI 150+				
4- 17	0- 0	0- 1	OVERALL	1- 3	0- 7	3- 6				
4- 8	0- 0	0- 1	HOME	1- 2	0- 3	3- 2				
0- 9	0- 0	0- 0	AWAY	0- 1	0- 4	0- 4				
0- 0	0- 0	0- 0	NEUTRAL	0- 0	0- 0	0- 0				
2- 7	0- 0	0- 0	NON-CONFERENCE	0- 2	0- 1	2- 4				
2- 4	0- 0	0- 0	HOME	0- 2	0- 0	2- 2				
0- 3	0- 0	0- 0	AWAY	0- 0	0- 1	0- 2				
0- 0	0- 0	0- 0	NEUTRAL	0- 0	0- 0	0- 0				
2- 10	0- 0	0- 1	CONFERENCE	1- 1	0- 6	1- 2				
2- 4	0- 0	0- 1	HOME	1- 0	0- 3	1- 0				
0- 6	0- 0	0- 0	AWAY	0- 1	0- 3	0- 2				
0- 0	0- 0	0- 0	NEUTRAL	0- 0	0- 0	0- 0				

RPI 1-25				RPI 26-50				RPI 51-100				RPI 101+				Team's RPI: 317
RPI	S	Opponent	Score	RPI	S	Opponent	Score	RPI	S	Opponent	Score	RPI	S	Opponent	Score	
				28	H	Ohio	54 93	69	A	Central Mich.	61 81	104	A	Youngstown St.	61 91	
								80	H	Ball St.	59 50	106	A	Eastern Mich.	51 72	
								81	H	Minnesota	73 85	114	A	Toledo	67 73	
								91	H	Wright St.	68 73	114	H	Toledo	64 67	
												118	A	Western Mich.	52 73	
												118	H	Western Mich.	53 65	
												134	H	Buffalo	66 77	
												188	H	Brown	57 62	
												251	A	Bowling Green	49 71	
												257	H	Northern Ill.	95 85	
												263	A	Miami (OH)	52 55	
												291	H	Colgate	76 71	
												293	H	Cleveland St.	49 60	
												298	A	Bradley	60 68	
												309	H	North Dakota St.	75 54	
												328	A	IPFW	68 86	
LAST 12 Division I GAMES:																
				80	H	Ball St.	59 50	28	H	Ohio	54 93					
				114	H	Toledo	64 67	106	A	Eastern Mich.	51 72					
				263	A	Miami (OH)	52 55	118	A	Western Mich.	52 73					
				118	H	Western Mich.	53 65	134	H	Buffalo	66 77					
				257	H	Northern Ill.	95 85	114	A	Toledo	67 73					
				251	A	Bowling Green	49 71	69	A	Central Mich.	61 81					

Non-Div I Games: Malone 73 59

Kent St.

■ Loss, 
 ■ Non-Conf, 
 ■ S Site, 
 ■ H Home 
 ■ A Away 
 N Neutral

## Kentucky

Through Games Of Feb. 14, 2016

Average RPI Win:	126	WON-LOST	WINNING	LAST 10	STRENGTH OF	OPP. STRENGTH	TEAM	ADJ.	CONF.	ADJ CONF.
Average RPI Loss:	51	RECORD	PCT. RANK	GAMES	SCHEDULE	OF SCHEDULE	RPI	RPI	RPI	RPI
DIV. I ONLY	17- 6	53	5- 5	22	20	17	17	2	2	
DIV. I NON-CONF.	11- 0	1	0- 0	120	65	9	9	2	2	
TOTALS	RPI 1-25	RPI 26-50	W-L RECORDS	RPI 51-100	RPI 101-150	RPI 150+				
17- 6	3- 3	2- 1	OVERALL	3- 1	3- 0	6- 1				
12- 2	2- 1	1- 0	HOME	1- 1	3- 0	5- 0				
5- 4	1- 2	1- 1	AWAY	2- 0	0- 0	1- 1				
0- 0	0- 0	0- 0	NEUTRAL	0- 0	0- 0	0- 0				
11- 0	2- 0	0- 0	NON-CONFERENCE	2- 0	1- 0	6- 0				
8- 0	1- 0	0- 0	HOME	1- 0	1- 0	5- 0				
3- 0	1- 0	0- 0	AWAY	1- 0	0- 0	1- 0				
0- 0	0- 0	0- 0	NEUTRAL	0- 0	0- 0	0- 0				
6- 6	1- 3	2- 1	CONFERENCE	1- 1	2- 0	0- 1				
4- 2	1- 1	1- 0	HOME	0- 1	2- 0	0- 0				
2- 4	0- 2	1- 1	AWAY	1- 0	0- 0	0- 1				
0- 0	0- 0	0- 0	NEUTRAL	0- 0	0- 0	0- 0				

RPI	S	Opponent	Score	RPI	S	Opponent	Score	RPI	S	Opponent	Score	RPI	S	Opponent	Score
3	A	South Carolina	68 78	26	A	Georgia	64 53	51	H	Duke	71 61	106	H	Eastern Mich.	89 67
3	H	South Carolina	62 73	50	A	Auburn	61 66	71	A	Vanderbilt	71 55	123	H	LSU	70 58
7	A	Arizona St.	68 64	50	H	Auburn	54 47	71	H	Vanderbilt	69 71	148	H	Alabama	73 48
15	H	Tennessee	64 63					72	A	Middle Tenn.	68 52	154	A	Northern Ky.	84 65
18	H	Louisville	72 54									159	A	Ole Miss	65 73
22	A	Florida	79 85									179	H	Colorado	86 61
												240	H	Rice	72 39
												262	H	Tennessee St.	81 39
												296	H	Morehead St.	112 57
												319	H	Jackson St.	92 24
LAST 12 Division I GAMES:															
71	A	Vanderbilt	71 55	159	A	Ole Miss	65 73								
123	H	LSU	70 58	50	H	Auburn	54 47								
3	A	South Carolina	68 78	3	H	South Carolina	62 73								
22	A	Florida	79 85	26	A	Georgia	64 53								
71	H	Vanderbilt	69 71	148	H	Alabama	73 48								
15	H	Tennessee	64 63	50	A	Auburn	61 66								

Non-Div I Games:

Kentucky

■ Loss, 
 ■ Non-Conf, S Site, 
 ■ Home 
 ■ Away 
 N Neutral



Average RPI Win: 314		WON-LOST	WINNING	LAST 10	STRENGTH OF	OPP. STRENGTH	TEAM	ADJ.	CONF.	ADJ CONF.
Average RPI Loss: 233		RECORD	PCT. RANK	GAMES	SCHEDULE	OF SCHEDULE	RPI	RPI	RPI	RPI
DIV. I ONLY		8- 16	257	4- 6	335	349	320	320	31	31
DIV. I NON-CONF.		2- 9	296	0- 0	296	318	327	327	32	32
TOTALS	RPI 1-25		RPI 26-50		W-L RECORDS		RPI 51-100		RPI 101-150	RPI 150+
8- 16	0- 1		0- 0		OVERALL		0- 0		0- 2	8- 13
2- 9	0- 1		0- 0		HOME		0- 0		0- 0	2- 8
6- 5	0- 0		0- 0		AWAY		0- 0		0- 2	6- 3
0- 2	0- 0		0- 0		NEUTRAL		0- 0		0- 0	0- 2
2- 9	0- 1		0- 0		NON-CONFERENCE		0- 0		0- 2	2- 6
0- 5	0- 1		0- 0		HOME		0- 0		0- 0	0- 4
2- 2	0- 0		0- 0		AWAY		0- 0		0- 2	2- 0
0- 2	0- 0		0- 0		NEUTRAL		0- 0		0- 0	0- 2
6- 7	0- 0		0- 0		CONFERENCE		0- 0		0- 0	6- 7
2- 4	0- 0		0- 0		HOME		0- 0		0- 0	2- 4
4- 3	0- 0		0- 0		AWAY		0- 0		0- 0	4- 3
0- 0	0- 0		0- 0		NEUTRAL		0- 0		0- 0	0- 0

RPI 1-25				RPI 26-50				RPI 51-100				RPI 101+ Team's RPI: 320			
RPI	S	Opponent	Score	RPI	S	Opponent	Score	RPI	S	Opponent	Score	RPI	S	Opponent	Score
13	H	Florida St.	42 78									134	A	Buffalo	38 55
												139	A	Stony Brook	54 71
												193	H	Robert Morris	49 52
												220	H	Columbia	74 84
												223	A	Bryant	55 63
												237	H	Sam Houston St.	56 63
												249	A	Navy	68 66
												250	A	Sacred Heart	47 71
												250	H	Sacred Heart	53 62
												255	N	Bethune-Cookman	55 68
												263	N	Miami (OH)	49 68
												271	H	Saint Francis (PA)	75 84
												276	A	Central Conn. St.	59 45
												291	H	Colgate	53 63
												303	A	Fairleigh Dickinson	58 75
												303	H	Fairleigh Dickinson	65 62
												318	A	Howard	89 72
												339	A	Mt. St. Mary's	61 51
												339	H	Mt. St. Mary's	53 50
												341	H	NJIT	44 53
												343	A	Wagner	73 63
												345	A	St. Francis Brooklyn	65 62
												345	H	St. Francis Brooklyn	51 71
LAST 12 Division I GAMES:															
345	A	St. Francis Brooklyn	65 62	345	H	St. Francis Brooklyn	51 71	345	H	St. Francis Brooklyn	51 71	345	A	St. Francis Brooklyn	65 62
250	A	Sacred Heart	47 71	343	A	Wagner	73 63	343	A	Wagner	73 63	345	A	St. Francis Brooklyn	65 62
339	H	Mt. St. Mary's	53 50	223	A	Bryant	55 63	223	A	Bryant	55 63	345	H	St. Francis Brooklyn	51 71
250	H	Sacred Heart	53 62	193	H	Robert Morris	49 52	193	H	Robert Morris	49 52				
303	H	Fairleigh Dickinson	65 62	271	H	Saint Francis (PA)	75 84	271	H	Saint Francis (PA)	75 84				
303	A	Fairleigh Dickinson	58 75	276	A	Central Conn. St.	59 45	276	A	Central Conn. St.	59 45				

Non-Div I Games:

LIU Brooklyn

Loss, Non-Conf, S Site, H Home A Away N Neutral

Average RPI Win:	178	WON-LOST	WINNING	LAST 10	STRENGTH OF	OPP. STRENGTH	TEAM	ADJ.	CONF.	ADJ CONF.
Average RPI Loss:	61	RECORD	PCT. RANK	GAMES	SCHEDULE	OF SCHEDULE	RPI	RPI	RPI	RPI
DIV. I ONLY	8- 17	267	1- 9	6	68	123	123	2	2	
DIV. I NON-CONF.	6- 7	176	0- 0	24	185	112	112	2	2	
TOTALS	RPI 1-25	RPI 26-50	W-L RECORDS	RPI 51-100	RPI 101-150	RPI 150+				
8- 17	0- 5	1- 4	OVERALL	0- 4	2- 4	5- 0				
5- 6	0- 2	0- 2	HOME	0- 0	1- 2	4- 0				
2- 9	0- 3	1- 2	AWAY	0- 2	1- 2	0- 0				
1- 2	0- 0	0- 0	NEUTRAL	0- 2	0- 0	1- 0				
6- 7	0- 1	0- 1	NON-CONFERENCE	0- 3	2- 2	4- 0				
4- 1	0- 0	0- 0	HOME	0- 0	1- 1	3- 0				
1- 4	0- 1	0- 1	AWAY	0- 1	1- 1	0- 0				
1- 2	0- 0	0- 0	NEUTRAL	0- 2	0- 0	1- 0				
2- 10	0- 4	1- 3	CONFERENCE	0- 1	0- 2	1- 0				
1- 5	0- 2	0- 2	HOME	0- 0	0- 1	1- 0				
1- 5	0- 2	1- 1	AWAY	0- 1	0- 1	0- 0				
0- 0	0- 0	0- 0	NEUTRAL	0- 0	0- 0	0- 0				

RPI	S	Opponent	Score	RPI	S	Opponent	Score	RPI	S	Opponent	Score	RPI	S	Opponent	Score	Team's RPI: 123
2	A	UConn	40 86	26	A	Georgia	53 46	58	N	Purdue	52 69	116	A	Wake Forest	57 60	
14	H	Texas A&M	35 53	26	H	Georgia	47 58	71	A	Vanderbilt	42 58	122	H	Samford	44 47	
17	A	Kentucky	58 70	33	A	Missouri	46 52	76	N	Maine	41 52	130	H	Arkansas	44 48	
22	A	Florida	45 53	41	A	Rutgers	57 69	78	A	Tulane	63 67	135	A	Little Rock	57 51	
25	H	Mississippi St.	52 71	50	H	Auburn	53 63					148	A	Alabama	45 62	
												148	H	Long Beach St.	59 53	
												159	H	Ole Miss	76 57	
												183	N	Marist	72 49	
												229	H	Texas Southern	86 36	
												260	H	UC Santa Barbara	68 50	
												285	H	La.-Monroe	61 54	
LAST 12 Division I GAMES:																
26	H	Georgia	47 58	130	H	Arkansas	44 48									
17	A	Kentucky	58 70	22	A	Florida	45 53									
25	H	Mississippi St.	52 71	71	A	Vanderbilt	42 58									
50	H	Auburn	53 63	14	H	Texas A&M	35 53									
33	A	Missouri	46 52	159	H	Ole Miss	76 57									
26	A	Georgia	53 46	148	A	Alabama	45 62									

Non-Div I Games:

LSU

■ Loss, 
 ■ Non-Conf, 
 ■ S Site, 
 ■ H Home 
 ■ A Away 
 N Neutral

Average RPI Win:	<b>294</b>	WON-LOST	WINNING	LAST 10	STRENGTH OF	OPP. STRENGTH	TEAM	ADJ.	CONF.	ADJ CONF.
Average RPI Loss:	<b>128</b>	RECORD	PCT. RANK	GAMES	SCHEDULE	OF SCHEDULE	RPI	RPI	RPI	RPI
DIV. I ONLY	<b>4- 21</b>	<b>327</b>	<b>1- 9</b>	<b>144</b>	<b>141</b>	<b>279</b>	<b>279</b>	<b>7</b>	<b>7</b>	
DIV. I NON-CONF.	<b>3- 10</b>	<b>277</b>	<b>0- 1</b>	<b>141</b>	<b>265</b>	<b>245</b>	<b>245</b>	<b>8</b>	<b>8</b>	
TOTALS	RPI 1-25	RPI 26-50	W-L RECORDS	RPI 51-100	RPI 101-150	RPI 150+				
4- 21	0- 0	0- 3	OVERALL	0- 5	0- 2	4- 11				
1- 10	0- 0	0- 1	HOME	0- 3	0- 1	1- 5				
2- 10	0- 0	0- 2	AWAY	0- 2	0- 1	2- 5				
1- 1	0- 0	0- 0	NEUTRAL	0- 0	0- 0	1- 1				
3- 10	0- 0	0- 2	NON-CONFERENCE	0- 2	0- 1	3- 5				
0- 5	0- 0	0- 1	HOME	0- 2	0- 0	0- 2				
2- 4	0- 0	0- 1	AWAY	0- 0	0- 1	2- 2				
1- 1	0- 0	0- 0	NEUTRAL	0- 0	0- 0	1- 1				
1- 11	0- 0	0- 1	CONFERENCE	0- 3	0- 1	1- 6				
1- 5	0- 0	0- 0	HOME	0- 1	0- 1	1- 3				
0- 6	0- 0	0- 1	AWAY	0- 2	0- 0	0- 3				
0- 0	0- 0	0- 0	NEUTRAL	0- 0	0- 0	0- 0				

RPI S	Opponent	Score	RPI S	Opponent	Score	RPI S	Opponent	Score	RPI S	Opponent	Score	Team's RPI: 279
27	A George Washington	59 <b>83</b>	51	H Dayton	51 <b>67</b>	105	H VCU	76 <b>84</b>				
29	A Miami (FL)	58 <b>86</b>	54	H Villanova	56 <b>67</b>	116	A Wake Forest	53 <b>61</b>				
36	H Penn	68 <b>78</b>	63	H Temple	48 <b>77</b>	155	H Davidson	58 <b>66</b>				
			75	A Saint Louis	70 <b>79</b>	163	A Fordham	44 <b>54</b>				
			86	A Saint Joseph's	55 <b>64</b>	164	A George Mason	70 <b>79</b>				
						170	A UMBC	29 <b>60</b>				
						184	N Milwaukee	53 <b>69</b>				
						191	A Rhode Island	52 <b>62</b>				
						191	H Rhode Island	61 <b>72</b>				
						193	H Robert Morris	45 <b>76</b>				
						203	H Richmond	43 <b>60</b>				
						211	A Fairfield	59 <b>62</b>				
						226	H North Texas	63 <b>69</b>				
						239	H Massachusetts	66 57				
						273	A Monmouth	65 50				
						318	A Howard	71 68				
						346	N Norfolk St.	67 59				
LAST 12 Division I GAMES:												
163	A Fordham	44 <b>54</b>	75	A Saint Louis	70 <b>79</b>							
239	H Massachusetts	66 57	36	H Penn	68 <b>78</b>							
105	H VCU	76 <b>84</b>	191	H Rhode Island	61 <b>72</b>							
191	A Rhode Island	52 <b>62</b>	27	A George Washington	59 <b>83</b>							
86	A Saint Joseph's	55 <b>64</b>	164	A George Mason	70 <b>79</b>							
51	H Dayton	51 <b>67</b>	155	H Davidson	58 <b>66</b>							

Non-Div I Games:

La Salle

■ Loss, 
■ Non-Conf, 
■ S Site, 
■ H Home 
■ A Away 
N Neutral

## La.-Lafayette

Through Games Of Feb. 14, 2016

Average RPI Win:	226	WON-LOST	WINNING	LAST 10	STRENGTH OF	OPP. STRENGTH	TEAM	ADJ.	CONF.	ADJ CONF.
Average RPI Loss:	160	RECORD	PCT. RANK	GAMES	SCHEDULE	OF SCHEDULE	RPI	RPI	RPI	RPI
DIV. I ONLY	14- 7	84	6- 4	280	185	150	150	16	16	
DIV. I NON-CONF.	5- 2	86	0- 0	330	197	155	155	14	14	
TOTALS	RPI 1-25	RPI 26-50	W-L RECORDS	RPI 51-100	RPI 101-150	RPI 150+				
14- 7	0- 0	0- 2	OVERALL	0- 0	3- 1	11- 4				
7- 3	0- 0	0- 1	HOME	0- 0	1- 1	6- 1				
5- 4	0- 0	0- 1	AWAY	0- 0	1- 0	4- 3				
2- 0	0- 0	0- 0	NEUTRAL	0- 0	1- 0	1- 0				
5- 2	0- 0	0- 0	NON-CONFERENCE	0- 0	1- 0	4- 2				
2- 0	0- 0	0- 0	HOME	0- 0	0- 0	2- 0				
1- 2	0- 0	0- 0	AWAY	0- 0	0- 0	1- 2				
2- 0	0- 0	0- 0	NEUTRAL	0- 0	1- 0	1- 0				
9- 5	0- 0	0- 2	CONFERENCE	0- 0	2- 1	7- 2				
5- 3	0- 0	0- 1	HOME	0- 0	1- 1	4- 1				
4- 2	0- 0	0- 1	AWAY	0- 0	1- 0	3- 1				
0- 0	0- 0	0- 0	NEUTRAL	0- 0	0- 0	0- 0				

RPI 1-25			RPI 26-50			RPI 51-100			RPI 101+ Team's RPI: 150		
RPI	S	Opponent	Score	RPI	S	Opponent	Score	RPI	S	Opponent	Score
				44	A	Arkansas St.	56 83	130	N	Arkansas	67 59
				44	H	Arkansas St.	62 74	135	A	Little Rock	65 58
								135	H	Little Rock	49 58
								144	H	UT Arlington	63 52
								159	A	Ole Miss	82 78
								176	A	Louisiana Tech	62 79
								180	H	Troy	56 53
								209	H	South Ala.	69 50
								210	H	Texas St.	42 46
								250	N	Sacred Heart	60 58
								254	A	Appalachian St.	59 76
								254	H	Appalachian St.	60 51
								258	A	Houston	51 52
								260	H	UC Santa Barbara	61 42
								268	A	Georgia St.	77 57
								277	A	Ga. Southern	56 39
								285	A	La.-Monroe	71 52
								285	H	La.-Monroe	52 40
								327	H	Alcorn	73 61
LAST 12 Division I GAMES:											
135	H	Little Rock	49 58	180	H	Troy	56 53				
44	H	Arkansas St.	62 74	209	H	South Ala.	69 50				
254	A	Appalachian St.	59 76	268	A	Georgia St.	77 57				
285	H	La.-Monroe	52 40	277	A	Ga. Southern	56 39				
144	H	UT Arlington	63 52	44	A	Arkansas St.	56 83				
210	H	Texas St.	42 46	135	A	Little Rock	65 58				

Non-Div I Games: Southern-N.O. 81 28 Dillard 84 36

La.-Lafayette

Loss, Non-Conf, S Site, H Home A Away N Neutral

RPI 1-25				RPI 26-50				RPI 51-100				RPI 101+			
RPI	S	Opponent	Score	RPI	S	Opponent	Score	RPI	S	Opponent	Score	RPI	S	Opponent	Score
				44	A	Arkansas St.	43 66	92	A	TCU	42 80	123	A	LSU	54 61
				44	H	Arkansas St.	64 78					135	A	Little Rock	44 56
												135	H	Little Rock	37 53
												144	H	UT Arlington	50 60
												150	A	La.-Lafayette	40 52
												150	H	La.-Lafayette	52 71
												168	A	McNeese St.	62 72
												180	H	Troy	77 73
												209	H	South Ala.	57 63
												210	H	Texas St.	63 59
												254	A	Appalachian St.	52 64
												254	H	Appalachian St.	54 57
												268	A	Georgia St.	52 65
												277	A	Ga. Southern	50 49
												306	A	Southeastern La.	88 84
												324	H	Nicholls St.	69 57
LAST 12 Division I GAMES:															
				44	H	Arkansas St.	64 78	209	H	South Ala.	57 63				
				135	H	Little Rock	37 53	180	H	Troy	77 73				
				254	A	Appalachian St.	52 64	277	A	Ga. Southern	50 49				
				150	A	La.-Lafayette	40 52	268	A	Georgia St.	52 65				
				210	H	Texas St.	63 59	135	A	Little Rock	44 56				
				144	H	UT Arlington	50 60	44	A	Arkansas St.	43 66				

■ Loss, ■ Non-Conf, S Site, H Home A Away N Neutral

## Lafayette

Through Games Of Feb. 14, 2016

Average RPI Win:	324	WON-LOST	WINNING	LAST 10	STRENGTH OF	OPP. STRENGTH	TEAM	ADJ.	CONF.	ADJ CONF.
Average RPI Loss:	198	RECORD	PCT. RANK	GAMES	SCHEDULE	OF SCHEDULE	RPI	RPI	RPI	RPI
DIV. I ONLY	5- 18	303	3- 7	300	323	331	331	26	26	
DIV. I NON-CONF.	2- 8	290	0- 0	276	302	331	331	28	28	
TOTALS	RPI 1-25	RPI 26-50	W-L RECORDS	RPI 51-100	RPI 101-150	RPI 150+				
5- 18	0- 1	0- 1	OVERALL	0- 2	0- 0	5- 14				
3- 6	0- 1	0- 0	HOME	0- 1	0- 0	3- 4				
2- 10	0- 0	0- 1	AWAY	0- 1	0- 0	2- 8				
0- 2	0- 0	0- 0	NEUTRAL	0- 0	0- 0	0- 2				
2- 8	0- 1	0- 1	NON-CONFERENCE	0- 0	0- 0	2- 6				
2- 1	0- 1	0- 0	HOME	0- 0	0- 0	2- 0				
0- 5	0- 0	0- 1	AWAY	0- 0	0- 0	0- 4				
0- 2	0- 0	0- 0	NEUTRAL	0- 0	0- 0	0- 2				
3- 10	0- 0	0- 0	CONFERENCE	0- 2	0- 0	3- 8				
1- 5	0- 0	0- 0	HOME	0- 1	0- 0	1- 4				
2- 5	0- 0	0- 0	AWAY	0- 1	0- 0	2- 4				
0- 0	0- 0	0- 0	NEUTRAL	0- 0	0- 0	0- 0				

RPI 1-25				RPI 26-50				RPI 51-100				RPI 101+ Team's RPI: 331			
RPI	S	Opponent	Score	RPI	S	Opponent	Score	RPI	S	Opponent	Score	RPI	S	Opponent	Score
21	H	Duquesne	65 73	36	A	Penn	37 54	74	A	Army West Point	57 84	163	A	Fordham	49 61
								74	H	Army West Point	45 78	173	A	Delaware	47 67
												203	N	Richmond	46 54
												206	A	Hartford	50 55
												213	A	Lehigh	74 82
												243	A	Holy Cross	49 66
												243	H	Holy Cross	54 57
												248	A	American	60 51
												249	A	Navy	48 64
												249	H	Navy	58 65
												259	A	Loyola Maryland	65 66
												259	H	Loyola Maryland	51 55
												272	N	Coppin St.	57 64
												291	H	Colgate	59 72
												333	H	Saint Peter's	72 69
												343	A	Wagner	48 69
												345	H	St. Francis Brooklyn	77 59
												347	A	Boston U.	71 64
												347	H	Boston U.	71 56
LAST 12 Division I GAMES:															
249	A	Navy	48 64	248	A	American	60 51								
243	H	Holy Cross	54 57	249	H	Navy	58 65								
347	A	Boston U.	71 64	243	A	Holy Cross	49 66								
74	A	Army West Point	57 84	347	H	Boston U.	71 56								
259	H	Loyola Maryland	51 55	74	H	Army West Point	45 78								
213	A	Lehigh	74 82	259	A	Loyola Maryland	65 66								

Non-Div I Games:

Lafayette

■ Loss, 
 ■ Non-Conf, 
 S Site, 
 ■ Home 
 ■ Away 
 N Neutral

Average RPI Win:	255	WON-LOST	WINNING	LAST 10	STRENGTH OF	OPP. STRENGTH	TEAM	ADJ.	CONF.	ADJ CONF.
Average RPI Loss:	176	RECORD	PCT. RANK	GAMES	SCHEDULE	OF SCHEDULE	RPI	RPI	RPI	RPI
DIV. I ONLY	6- 14	276	4- 6	233	238	278	278	28	28	
DIV. I NON-CONF.	0- 7	338	0- 0	178	75	324	324	26	26	
TOTALS	RPI 1-25	RPI 26-50	W-L RECORDS	RPI 51-100	RPI 101-150	RPI 150+				
6- 14	0- 1	0- 1	OVERALL	1- 2	0- 2	5- 8				
5- 3	0- 0	0- 0	HOME	1- 0	0- 1	4- 2				
1- 11	0- 1	0- 1	AWAY	0- 2	0- 1	1- 6				
0- 0	0- 0	0- 0	NEUTRAL	0- 0	0- 0	0- 0				
0- 7	0- 1	0- 1	NON-CONFERENCE	0- 1	0- 0	0- 4				
0- 1	0- 0	0- 0	HOME	0- 0	0- 0	0- 1				
0- 6	0- 1	0- 1	AWAY	0- 1	0- 0	0- 3				
0- 0	0- 0	0- 0	NEUTRAL	0- 0	0- 0	0- 0				
6- 7	0- 0	0- 0	CONFERENCE	1- 1	0- 2	5- 4				
5- 2	0- 0	0- 0	HOME	1- 0	0- 1	4- 1				
1- 5	0- 0	0- 0	AWAY	0- 1	0- 1	1- 3				
0- 0	0- 0	0- 0	NEUTRAL	0- 0	0- 0	0- 0				

RPI 1-25				RPI 26-50				RPI 51-100				RPI 101+				Team's RPI: 278	
RPI	S	Opponent	Score	RPI	S	Opponent	Score	RPI	S	Opponent	Score	RPI	S	Opponent	Score		
16	A	Oklahoma St.	45 90	33	A	Missouri	57 91	60	A	Abilene Christian	62 90	124	H	Northwestern St.	51 73		
								60	H	Abilene Christian	63 54	127	A	Central Ark.	49 74		
								70	A	Utah	67 71	167	A	Loyola Chicago	71 82		
												201	H	Canisius	55 57		
												234	A	Stephen F. Austin	64 60		
												237	H	Sam Houston St.	76 78		
												246	A	Houston Baptist	66 77		
												246	H	Houston Baptist	77 70		
												269	A	Northern Ariz.	63 75		
												281	A	Prairie View	72 80		
												306	A	Southeastern La.	66 73		
												321	H	Incarnate Word	59 49		
												324	A	Nicholls St.	59 69		
												326	H	A&M-Corpus Christi	75 70		
												340	H	New Orleans	79 52		
LAST 12 Division I GAMES:																	
246	A	Houston Baptist	66 77	234	A	Stephen F. Austin	64 60										
321	H	Incarnate Word	59 49	124	H	Northwestern St.	51 73										
60	H	Abilene Christian	63 54	306	A	Southeastern La.	66 73										
60	A	Abilene Christian	62 90	127	A	Central Ark.	49 74										
237	H	Sam Houston St.	76 78	326	H	A&M-Corpus Christi	75 70										
246	H	Houston Baptist	77 70	340	H	New Orleans	79 52										

Non-Div I Games: Howard Payne 88 50 Schreiner 60 41 Tex. A&M-Kingsville 82 66 Louisiana Col. 99 34  
Lamar

Loss, Non-Conf, S Site, H Home A Away N Neutral

Average RPI Win: <b>280</b>	WON-LOST	WINNING	LAST 10	STRENGTH OF	OPP. STRENGTH	TEAM	ADJ.	CONF.	ADJ CONF.
Average RPI Loss: <b>148</b>	RECORD	PCT. RANK	GAMES	SCHEDULE	OF SCHEDULE	RPI	RPI	RPI	RPI
DIV. I ONLY	<b>14- 9</b>	<b>107</b>	<b>6- 4</b>	<b>324</b>	<b>258</b>	<b>213</b>	<b>213</b>	<b>26</b>	<b>26</b>
DIV. I NON-CONF.	<b>6- 4</b>	<b>125</b>	<b>0- 0</b>	<b>337</b>	<b>146</b>	<b>239</b>	<b>239</b>	<b>28</b>	<b>28</b>
TOTALS	RPI 1-25	RPI 26-50	W-L RECORDS	RPI 51-100	RPI 101-150	RPI 150+			
14- 9	0- 0	0- 0	OVERALL	0- 5	0- 0	14- 4			
7- 4	0- 0	0- 0	HOME	0- 3	0- 0	7- 1			
7- 5	0- 0	0- 0	AWAY	0- 2	0- 0	7- 3			
0- 0	0- 0	0- 0	NEUTRAL	0- 0	0- 0	0- 0			
6- 4	0- 0	0- 0	NON-CONFERENCE	0- 2	0- 0	6- 2			
3- 2	0- 0	0- 0	HOME	0- 2	0- 0	3- 0			
3- 2	0- 0	0- 0	AWAY	0- 0	0- 0	3- 2			
0- 0	0- 0	0- 0	NEUTRAL	0- 0	0- 0	0- 0			
8- 5	0- 0	0- 0	CONFERENCE	0- 3	0- 0	8- 2			
4- 2	0- 0	0- 0	HOME	0- 1	0- 0	4- 1			
4- 3	0- 0	0- 0	AWAY	0- 2	0- 0	4- 1			
0- 0	0- 0	0- 0	NEUTRAL	0- 0	0- 0	0- 0			

RPI S	Opponent	Score	RPI S	Opponent	Score	RPI S	Opponent	Score	RPI S	Opponent	Score	Team's RPI: 213
						54	H Villanova	44 <b>65</b>	162	A Hampton	63 56	
						74	A Army West Point	39 <b>63</b>	166	A Illinois	67 <b>76</b>	
						86	H Saint Joseph's	62 <b>63</b>	207	H Montana	80 53	
						88	A Bucknell	77 <b>80</b>	243	A Holy Cross	71 <b>77</b>	
						88	H Bucknell	54 <b>67</b>	243	H Holy Cross	61 58	
									248	A American	61 52	
									248	H American	55 <b>59</b>	
									249	A Navy	51 48	
									259	A Loyola Maryland	76 68	
									259	H Loyola Maryland	66 48	
									273	H Monmouth	95 88	
									287	A Rider	60 <b>61</b>	
									323	A Delaware St.	83 49	
									331	H Lafayette	82 74	
									333	H Saint Peter's	74 42	
									341	A NJIT	75 47	
									347	A Boston U.	73 66	
									347	H Boston U.	72 48	
LAST 12 Division I GAMES:												
			243	A Holy Cross	71 <b>77</b>		249	A Navy	51 48			
			88	H Bucknell	54 <b>67</b>		243	H Holy Cross	61 58			
			248	A American	61 52		88	A Bucknell	77 <b>80</b>			
			259	A Loyola Maryland	76 68		248	H American	55 <b>59</b>			
			347	H Boston U.	72 48		259	H Loyola Maryland	66 48			
			331	H Lafayette	82 74		347	A Boston U.	73 66			

Non-Div I Games: Kutztown 81 51

Lehigh

■ Loss, 
 ■ Non-Conf, 
 ■ S Site, 
 ■ H Home 
 ■ A Away 
 N Neutral



Average RPI Win:	247	WON-LOST	WINNING	LAST 10	STRENGTH OF	OPP. STRENGTH	TEAM	ADJ.	CONF.	ADJ CONF.
Average RPI Loss:	90	RECORD	PCT. RANK	GAMES	SCHEDULE	OF SCHEDULE	RPI	RPI	RPI	RPI
DIV. I ONLY	14- 9	107	8- 2	91	235	98	98	27	27	
DIV. I NON-CONF.	2- 6	272	0- 0	16	3	141	141	29	29	
TOTALS	RPI 1-25	RPI 26-50	W-L RECORDS	RPI 51-100	RPI 101-150	RPI 150+				
14- 9	0- 1	0- 3	OVERALL	1- 2	1- 1	12- 2				
8- 2	0- 0	0- 2	HOME	1- 0	1- 0	6- 0				
6- 5	0- 0	0- 1	AWAY	0- 1	0- 1	6- 2				
0- 2	0- 1	0- 0	NEUTRAL	0- 1	0- 0	0- 0				
2- 6	0- 1	0- 3	NON-CONFERENCE	1- 2	0- 0	1- 0				
1- 2	0- 0	0- 2	HOME	1- 0	0- 0	0- 0				
1- 2	0- 0	0- 1	AWAY	0- 1	0- 0	1- 0				
0- 2	0- 1	0- 0	NEUTRAL	0- 1	0- 0	0- 0				
12- 3	0- 0	0- 0	CONFERENCE	0- 0	1- 1	11- 2				
7- 0	0- 0	0- 0	HOME	0- 0	1- 0	6- 0				
5- 3	0- 0	0- 0	AWAY	0- 0	0- 1	5- 2				
0- 0	0- 0	0- 0	NEUTRAL	0- 0	0- 0	0- 0				

RPI 1-25				RPI 26-50				RPI 51-100				Team's RPI: 98	RPI 101+			
RPI	S	Opponent	Score	RPI	S	Opponent	Score	RPI	S	Opponent	Score		RPI	S	Opponent	Score
5	N	Ohio St.	65 75	34	H	Seton Hall	56 92	51	A	Duke	41 79		126	A	UNC Asheville	51 56
				35	A	James Madison	56 72	77	N	California	72 77		126	H	UNC Asheville	71 53
				46	H	North Carolina St.	53 61	93	H	Elon	72 63		202	A	Radford	49 43
													202	H	Radford	67 53
													212	A	Gardner-Webb	57 61
													212	H	Gardner-Webb	73 51
													225	A	Presbyterian	42 60
													252	H	High Point	56 43
													254	A	Appalachian St.	74 68
													284	A	Campbell	62 52
													284	H	Campbell	67 55
													305	A	Coastal Caro.	65 63
													307	A	Charleston So.	59 49
													307	H	Charleston So.	51 40
													312	H	Winthrop	77 61
													316	A	Longwood	72 67
LAST 12 Division I GAMES:																
				126	A	UNC Asheville	51 56					316	A	Longwood	72 67	
				284	H	Campbell	67 55					305	A	Coastal Caro.	65 63	
				202	H	Radford	67 53					312	H	Winthrop	77 61	
				307	A	Charleston So.	59 49					225	A	Presbyterian	42 60	
				252	H	High Point	56 43					126	H	UNC Asheville	71 53	
				212	H	Gardner-Webb	73 51					202	A	Radford	49 43	

Non-Div I Games: Shepherd 69 57

Liberty

■ Loss, 
 ■ Non-Conf, 
 ■ S Site, 
 ■ H Home 
 ■ A Away 
 N Neutral

Average RPI Win: <b>299</b>	WON-LOST	WINNING	LAST 10	STRENGTH OF	OPP. STRENGTH	TEAM	ADJ.	CONF.	ADJ CONF.
Average RPI Loss: <b>203</b>	RECORD	PCT. RANK	GAMES	SCHEDULE	OF SCHEDULE	RPI	RPI	RPI	RPI
DIV. I ONLY	4- 20	323	2- 8	271	324	335	335	29	29
DIV. I NON-CONF.	2- 12	311	0- 2	201	336	313	313	27	27
TOTALS	RPI 1-25	RPI 26-50	W-L RECORDS	RPI 51-100	RPI 101-150	RPI 150+			
4- 20	0- 0	0- 1	OVERALL	0- 4	0- 2	4- 13			
3- 9	0- 0	0- 1	HOME	0- 3	0- 0	3- 5			
1- 10	0- 0	0- 0	AWAY	0- 1	0- 2	1- 7			
0- 1	0- 0	0- 0	NEUTRAL	0- 0	0- 0	0- 1			
2- 12	0- 0	0- 1	NON-CONFERENCE	0- 3	0- 1	2- 7			
1- 6	0- 0	0- 1	HOME	0- 2	0- 0	1- 3			
1- 5	0- 0	0- 0	AWAY	0- 1	0- 1	1- 3			
0- 1	0- 0	0- 0	NEUTRAL	0- 0	0- 0	0- 1			
2- 8	0- 0	0- 0	CONFERENCE	0- 1	0- 1	2- 6			
2- 3	0- 0	0- 0	HOME	0- 1	0- 0	2- 2			
0- 5	0- 0	0- 0	AWAY	0- 0	0- 1	0- 4			
0- 0	0- 0	0- 0	NEUTRAL	0- 0	0- 0	0- 0			

RPI S	Opponent	Score	RPI S	Opponent	Score	RPI S	Opponent	Score	RPI S	Opponent	Score	Team's RPI: 335
49	H Western Ky.	56 64	64	H FGCU	39 71	146	A Jacksonville	51 81	146	A Alabama	49 68	
			80	H Ball St.	60 72	181	H Stetson	62 83	198	H Southeast Mo. St.	69 84	
			91	A Wright St.	65 92	205	A USC Upstate	71 93	205	H USC Upstate	54 81	
			99	H Belmont	68 90	229	N Texas Southern	62 66	259	H Loyola Maryland	52 57	
						262	A Tennessee St.	65 77	266	H Murray St.	93 85	
						274	A Tennessee Tech	70 81	277	A Ga. Southern	66 55	
						296	H Morehead St.	77 92	297	A Kennesaw St.	54 55	
						313	A North Florida	70 78	313	H North Florida	78 71	
						319	A Jackson St.	52 53	341	A NJIT	51 61	
						341	H NJIT	63 49				
LAST 12 Division I GAMES:												
313	H North Florida	78 71	64	H FGCU	39 71							
341	H NJIT	63 49	313	A North Florida	70 78							
205	A USC Upstate	71 93	146	A Jacksonville	51 81							
341	A NJIT	51 61	297	A Kennesaw St.	54 55							
205	H USC Upstate	54 81	319	A Jackson St.	52 53							
181	H Stetson	62 83	148	A Alabama	49 68							

Non-Div I Games: North Ala. 88 67

Lipscomb

■ Loss, 
 ■ Non-Conf, S Site, 
 ■ Home 
 ■ Away 
 N Neutral

Little Rock

Through Games Of Feb. 14, 2016

Average RPI Win:	209	WON-LOST	WINNING	LAST 10	STRENGTH OF	OPP. STRENGTH	TEAM	ADJ.	CONF.	ADJ CONF.
Average RPI Loss:	100	RECORD	PCT. RANK	GAMES	SCHEDULE	OF SCHEDULE	RPI	RPI	RPI	RPI
DIV. I ONLY	12- 11	158	8- 2	110	119	135	135	16	16	
DIV. I NON-CONF.	2- 7	280	0- 0	32	4	184	184	14	14	
TOTALS	RPI 1-25	RPI 26-50	W-L RECORDS	RPI 51-100	RPI 101-150	RPI 150+				
12- 11	0- 3	0- 1	OVERALL	0- 2	4- 2	8- 3				
7- 5	0- 1	0- 0	HOME	0- 1	1- 2	6- 1				
5- 6	0- 2	0- 1	AWAY	0- 1	3- 0	2- 2				
0- 0	0- 0	0- 0	NEUTRAL	0- 0	0- 0	0- 0				
2- 7	0- 3	0- 0	NON-CONFERENCE	0- 2	2- 1	0- 1				
1- 4	0- 1	0- 0	HOME	0- 1	1- 1	0- 1				
1- 3	0- 2	0- 0	AWAY	0- 1	1- 0	0- 0				
0- 0	0- 0	0- 0	NEUTRAL	0- 0	0- 0	0- 0				
10- 4	0- 0	0- 1	CONFERENCE	0- 0	2- 1	8- 2				
6- 1	0- 0	0- 0	HOME	0- 0	0- 1	6- 0				
4- 3	0- 0	0- 1	AWAY	0- 0	2- 0	2- 2				
0- 0	0- 0	0- 0	NEUTRAL	0- 0	0- 0	0- 0				

RPI 1-25				RPI 26-50				RPI 51-100				RPI 101+ Team's RPI: 135			
RPI	S	Opponent	Score	RPI	S	Opponent	Score	RPI	S	Opponent	Score	RPI	S	Opponent	Score
8	H	Texas	56 66	44	A	Arkansas St.	53 66	78	A	Tulane	53 69	109	H	Memphis	61 53
14	A	Texas A&M	39 69					85	H	Missouri St.	58 64	123	H	LSU	51 57
24	A	Oklahoma	52 65									136	A	Oral Roberts	66 52
												144	A	UT Arlington	59 55
												150	A	La.-Lafayette	58 49
												150	H	La.-Lafayette	58 65
												180	A	Troy	71 78
												180	H	Troy	79 64
												185	H	Tulsa	63 74
												209	A	South Ala.	47 34
												209	H	South Ala.	74 43
												210	A	Texas St.	57 67
												254	H	Appalachian St.	67 50
												268	H	Georgia St.	59 32
												277	H	Ga. Southern	69 36
												285	A	La.-Monroe	53 37
												285	H	La.-Monroe	56 44
LAST 12 Division I GAMES:															
150	A	La.-Lafayette	58 49	144	A	UT Arlington	59 55								
285	A	La.-Monroe	53 37	210	A	Texas St.	57 67								
209	H	South Ala.	74 43	44	A	Arkansas St.	53 66								
180	H	Troy	79 64	254	H	Appalachian St.	67 50								
268	H	Georgia St.	59 32	285	H	La.-Monroe	56 44								
277	H	Ga. Southern	69 36	150	H	La.-Lafayette	58 65								

Non-Div I Games:

Little Rock

Loss, Non-Conf, S Site, H Home A Away N Neutral

Average RPI Win:	238	WON-LOST	WINNING	LAST 10	STRENGTH OF	OPP. STRENGTH	TEAM	ADJ.	CONF.	ADJ CONF.
Average RPI Loss:	96	RECORD	PCT. RANK	GAMES	SCHEDULE	OF SCHEDULE	RPI	RPI	RPI	RPI
DIV. I ONLY	18- 6	47	7- 3	327	125	148	148	22	22	
DIV. I NON-CONF.	11- 3	54	2- 0	312	32	120	120	22	22	
TOTALS	RPI 1-25	RPI 26-50	W-L RECORDS	RPI 51-100	RPI 101-150	RPI 150+				
18- 6	0- 0	1- 1	OVERALL	0- 2	1- 3	16- 0				
9- 3	0- 0	1- 0	HOME	0- 2	0- 1	8- 0				
7- 3	0- 0	0- 1	AWAY	0- 0	0- 2	7- 0				
2- 0	0- 0	0- 0	NEUTRAL	0- 0	1- 0	1- 0				
11- 3	0- 0	1- 1	NON-CONFERENCE	0- 1	1- 1	9- 0				
5- 1	0- 0	1- 0	HOME	0- 1	0- 0	4- 0				
4- 2	0- 0	0- 1	AWAY	0- 0	0- 1	4- 0				
2- 0	0- 0	0- 0	NEUTRAL	0- 0	1- 0	1- 0				
7- 3	0- 0	0- 0	CONFERENCE	0- 1	0- 2	7- 0				
4- 2	0- 0	0- 0	HOME	0- 1	0- 1	4- 0				
3- 1	0- 0	0- 0	AWAY	0- 0	0- 1	3- 0				
0- 0	0- 0	0- 0	NEUTRAL	0- 0	0- 0	0- 0				

RPI S	Opponent	Score	RPI S	Opponent	Score	RPI S	Opponent	Score	RPI S	Opponent	Score	Team's RPI: 148
32	H UTEP	47 40	39	A Southern California	43 69	66	H UC Riverside	60 78	123	A LSU	53 59	
						97	H San Francisco	52 66	124	N Northwestern St.	60 59	
									125	A Hawaii	42 60	
									125	H Hawaii	55 67	
									157	A Pacific	68 60	
									179	H Colorado	59 42	
									182	H UNLV	67 63	
									190	A UC Davis	75 62	
									196	H Cal Poly	65 53	
									247	H San Diego St.	74 54	
									255	A Seattle	69 57	
									258	A Houston	47 41	
									260	H UC Santa Barbara	60 52	
									269	N Northern Ariz.	69 48	
									288	H CSUN	74 71	
									308	A Denver	48 41	
									325	H Portland St.	89 71	
									332	A UC Irvine	71 65	
									337	A Cal St. Fullerton	82 61	
									337	H Cal St. Fullerton	62 57	
LAST 12 Division I GAMES:												
260	H UC Santa Barbara	60 52	332	A UC Irvine	71 65							
125	A Hawaii	42 60	66	H UC Riverside	60 78							
288	H CSUN	74 71	337	A Cal St. Fullerton	82 61							
196	H Cal Poly	65 53	125	H Hawaii	55 67							
190	A UC Davis	75 62	255	A Seattle	69 57							
337	H Cal St. Fullerton	62 57	308	A Denver	48 41							

Non-Div I Games:

Long Beach St.

■ Loss, 
 ■ Non-Conf, 
 ■ S Site, 
 ■ Home 
 ■ A Away 
 N Neutral

Average RPI Win:	319	WON-LOST	WINNING	LAST 10	STRENGTH OF	OPP. STRENGTH	TEAM	ADJ.	CONF.	ADJ CONF.
Average RPI Loss:	191	RECORD	PCT. RANK	GAMES	SCHEDULE	OF SCHEDULE	RPI	RPI	RPI	RPI
DIV. I ONLY	4- 18	317	1- 9	252	305	316	316	27	27	
DIV. I NON-CONF.	1- 6	311	0- 0	169	132	286	286	29	29	
TOTALS	RPI 1-25	RPI 26-50	W-L RECORDS	RPI 51-100	RPI 101-150	RPI 150+				
4- 18	0- 1	0- 2	OVERALL	0- 2	0- 2	4- 11				
2- 6	0- 0	0- 0	HOME	0- 1	0- 1	2- 4				
2- 12	0- 0	0- 0	AWAY	0- 0	0- 1	2- 0				
0- 0	0- 0	0- 0	NEUTRAL	0- 0	0- 0	0- 0				
1- 6	0- 1	0- 2	NON-CONFERENCE	0- 1	0- 0	1- 2				
1- 0	0- 0	0- 0	HOME	0- 0	0- 0	1- 0				
0- 6	0- 1	0- 2	AWAY	0- 1	0- 0	0- 2				
0- 0	0- 0	0- 0	NEUTRAL	0- 0	0- 0	0- 0				
3- 12	0- 0	0- 0	CONFERENCE	0- 1	0- 2	3- 9				
1- 6	0- 0	0- 0	HOME	0- 1	0- 1	1- 4				
2- 6	0- 0	0- 0	AWAY	0- 0	0- 1	2- 5				
0- 0	0- 0	0- 0	NEUTRAL	0- 0	0- 0	0- 0				

RPI 1-25			RPI 26-50			RPI 51-100			RPI 101+			Team's RPI: 316
RPI	S	Opponent	Score	RPI	S	Opponent	Score	RPI	S	Opponent	Score	
9	A	Oregon St.	45 110	35	A	James Madison	30 88	94	A	Virginia	46 81	126 A UNC Asheville 42 81
				37	A	West Virginia	43 74	98	H	Liberty	67 72	126 H UNC Asheville 54 61
												202 H Radford 67 79
												212 A Gardner-Webb 42 67
												225 A Presbyterian 49 75
												225 H Presbyterian 38 59
												252 A High Point 68 79
												284 A Campbell 65 72
												284 H Campbell 56 73
												292 A UNCG 60 81
												305 A Coastal Caro. 56 48
												307 A Charleston So. 58 66
												307 H Charleston So. 54 63
												312 A Winthrop 63 60
												312 H Winthrop 67 60
												323 A Delaware St. 63 88
												348 H N.C. Central 60 49
LAST 12 Division I GAMES:												
284	A	Campbell	65 72	212	A	Gardner-Webb	42 67					
126	H	UNC Asheville	54 61	202	H	Radford	67 79					
307	A	Charleston So.	58 66	126	A	UNC Asheville	42 81					
225	A	Presbyterian	49 75	284	H	Campbell	56 73					
312	H	Winthrop	67 60	305	A	Coastal Caro.	56 48					
98	H	Liberty	67 72	312	A	Winthrop	63 60					

Non-Div I Games: Notre Dame (MD) 83 32 N.C. Wesleyan 100 57

Longwood

■ Loss, 
 ■ Non-Conf, 
 ■ S Site, 
 ■ H Home 
 ■ A Away 
 N Neutral

Average RPI Win: <b>227</b>	WON-LOST	WINNING	LAST 10	STRENGTH OF	OPP. STRENGTH	TEAM	ADJ.	CONF.	ADJ CONF.
Average RPI Loss: <b>112</b>	RECORD	PCT. RANK	GAMES	SCHEDULE	OF SCHEDULE	RPI	RPI	RPI	RPI
DIV. I ONLY	11- 11	166	6- 4	189	117	176	176	12	12
DIV. I NON-CONF.	4- 6	201	0- 0	205	181	226	226	10	10
TOTALS	RPI 1-25	RPI 26-50	W-L RECORDS	RPI 51-100	RPI 101-150	RPI 150+			
11- 11	0- 2	0- 1	OVERALL	0- 2	1- 2	10- 4			
7- 3	0- 1	0- 0	HOME	0- 0	1- 0	6- 2			
3- 7	0- 0	0- 0	AWAY	0- 2	0- 0	3- 0			
1- 1	0- 1	0- 0	NEUTRAL	0- 0	0- 0	1- 0			
4- 6	0- 2	0- 0	NON-CONFERENCE	0- 0	1- 1	3- 3			
2- 3	0- 1	0- 0	HOME	0- 0	1- 0	1- 2			
1- 2	0- 0	0- 0	AWAY	0- 0	0- 1	1- 1			
1- 1	0- 1	0- 0	NEUTRAL	0- 0	0- 0	1- 0			
7- 5	0- 0	0- 1	CONFERENCE	0- 2	0- 1	7- 1			
5- 0	0- 0	0- 0	HOME	0- 0	0- 0	5- 0			
2- 5	0- 0	0- 1	AWAY	0- 2	0- 1	2- 1			
0- 0	0- 0	0- 0	NEUTRAL	0- 0	0- 0	0- 0			

RPI 1-25			RPI 26-50			RPI 51-100			RPI 101+ Team's RPI: 176		
RPI	S	Opponent	Score	RPI	S	Opponent	Score	RPI	S	Opponent	Score
10	N	UCLA	57 <b>68</b>	32	A	UTEP	80 <b>86</b>	72	A	Middle Tenn.	57 <b>68</b>
25	H	Mississippi St.	63 <b>93</b>					90	A	Charlotte	58 <b>63</b>
LAST 12 Division I GAMES:											
141	A	UAB	49 <b>64</b>	151	H	Southern Miss.	72 37	113	A	Arizona	67 <b>77</b>
72	A	Middle Tenn.	57 <b>68</b>	171	H	Fla. Atlantic	65 62	141	A	UAB	49 <b>64</b>
226	H	North Texas	77 71	289	H	FIU	82 63	150	H	La.-Lafayette	79 62
240	H	Rice	63 61	90	A	Charlotte	58 <b>63</b>	151	A	Wisconsin	65 <b>79</b>
32	A	UTEP	80 <b>86</b>	161	A	Old Dominion	69 51	151	A	Southern Miss.	59 <b>69</b>
244	A	UTSA	82 72	151	A	Southern Miss.	59 <b>69</b>	151	H	Southern Miss.	72 37
								161	A	Old Dominion	69 51
								168	H	McNeese St.	71 <b>74</b>
								171	H	Fla. Atlantic	65 62
								226	H	North Texas	77 71
								234	H	Stephen F. Austin	76 44
								240	H	Rice	63 61
								244	A	UTSA	82 72
								281	H	Prairie View	68 <b>77</b>
								289	H	FIU	82 63
								308	N	Denver	58 53
								324	A	Nicholls St.	58 55

Non-Div I Games: Loyola (LA) 76 40

Louisiana Tech

■ Loss, 
 ■ Non-Conf, 
 ■ S Site, 
 ■ H Home 
 ■ A Away 
 N Neutral

## Louisville

Through Games Of Feb. 14, 2016

Average RPI Win:	125	WON-LOST	WINNING	LAST 10	STRENGTH OF	OPP. STRENGTH	TEAM	ADJ.	CONF.	ADJ CONF.
Average RPI Loss:	42	RECORD	PCT. RANK	GAMES	SCHEDULE	OF SCHEDULE	RPI	RPI	RPI	RPI
DIV. I ONLY	19- 6	41	9- 1	37	23	18	18	5	5	
DIV. I NON-CONF.	8- 5	119	0- 0	76	47	83	83	5	5	
TOTALS	RPI 1-25	RPI 26-50	W-L RECORDS	RPI 51-100	RPI 101-150	RPI 150+				
19- 6	2- 2	2- 1	OVERALL	4- 3	5- 0	6- 0				
9- 2	1- 1	0- 0	HOME	2- 1	3- 0	3- 0				
9- 2	1- 1	2- 1	AWAY	2- 0	2- 0	2- 0				
1- 2	0- 0	0- 0	NEUTRAL	0- 2	0- 0	1- 0				
8- 5	0- 1	1- 1	NON-CONFERENCE	1- 3	1- 0	5- 0				
4- 1	0- 0	0- 0	HOME	1- 1	1- 0	2- 0				
3- 2	0- 1	1- 1	AWAY	0- 0	0- 0	2- 0				
1- 2	0- 0	0- 0	NEUTRAL	0- 2	0- 0	1- 0				
11- 1	2- 1	1- 0	CONFERENCE	3- 0	4- 0	1- 0				
5- 1	1- 1	0- 0	HOME	1- 0	2- 0	1- 0				
6- 0	1- 0	1- 0	AWAY	2- 0	2- 0	0- 0				
0- 0	0- 0	0- 0	NEUTRAL	0- 0	0- 0	0- 0				

RPI	S	Opponent	Score	RPI	S	Opponent	Score	RPI	S	Opponent	Score	RPI	S	Opponent	Score
1	H	Notre Dame	61 66	31	A	Michigan St.	85 78	51	H	Duke	65 48	102	A	North Carolina	78 60
13	H	Florida St.	79 69	46	A	North Carolina St.	92 90	51	N	Dayton	66 79	110	H	Virginia Tech	56 45
17	A	Kentucky	54 72	49	A	Western Ky.	69 71	58	N	Purdue	60 62	115	H	IUPUI	70 61
19	A	Syracuse	71 53					77	H	California	71 75	116	H	Wake Forest	78 54
								84	A	Georgia Tech	78 65	129	A	Pittsburgh	84 61
								94	A	Virginia	59 41	183	N	Marist	65 53
								100	H	UT Martin	88 66	200	A	Col. of Charleston	71 67
												231	H	Valparaiso	75 42
												235	H	Dartmouth	94 52
												241	H	Clemson	75 33
												274	A	Tennessee Tech	76 54
LAST 12 Division I GAMES:															
129	A	Pittsburgh	84 61	46	A	North Carolina St.	92 90	51	A	Virginia	59 41	51	H	Duke	65 48
1	H	Notre Dame	61 66	94	A	Virginia	59 41	110	H	Virginia Tech	56 45	84	A	Georgia Tech	78 65
102	A	North Carolina	78 60	51	H	Duke	65 48	116	H	Wake Forest	78 54	13	H	Florida St.	79 69
116	H	Wake Forest	78 54	110	H	Virginia Tech	56 45								
241	H	Clemson	75 33	84	A	Georgia Tech	78 65								
19	A	Syracuse	71 53	13	H	Florida St.	79 69								

Non-Div I Games:

Louisville

■ Loss, 
 ■ Non-Conf, 
 ■ S Site, 
 ■ H Home 
 ■ A Away 
 N Neutral

Average RPI Win:	237	WON-LOST	WINNING	LAST 10	STRENGTH OF	OPP. STRENGTH	TEAM	ADJ.	CONF.	ADJ CONF.
Average RPI Loss:	104	RECORD	PCT. RANK	GAMES	SCHEDULE	OF SCHEDULE	RPI	RPI	RPI	RPI
DIV. I ONLY	12- 12	166	5- 5	179	120	167	167	21	21	
DIV. I NON-CONF.	4- 7	222	0- 0	79	24	149	149	17	17	
TOTALS	RPI 1-25	RPI 26-50	W-L RECORDS	RPI 51-100	RPI 101-150	RPI 150+				
12- 12	1- 1	0- 2	OVERALL	0- 5	3- 2	8- 2				
5- 6	0- 0	0- 1	HOME	0- 3	2- 2	3- 0				
7- 6	1- 1	0- 1	AWAY	0- 2	1- 0	5- 2				
0- 0	0- 0	0- 0	NEUTRAL	0- 0	0- 0	0- 0				
4- 7	1- 1	0- 2	NON-CONFERENCE	0- 3	0- 1	3- 0				
1- 4	0- 0	0- 1	HOME	0- 2	0- 1	1- 0				
3- 3	1- 1	0- 1	AWAY	0- 1	0- 0	2- 0				
0- 0	0- 0	0- 0	NEUTRAL	0- 0	0- 0	0- 0				
8- 5	0- 0	0- 0	CONFERENCE	0- 2	3- 1	5- 2				
4- 2	0- 0	0- 0	HOME	0- 1	2- 1	2- 0				
4- 3	0- 0	0- 0	AWAY	0- 1	1- 0	3- 2				
0- 0	0- 0	0- 0	NEUTRAL	0- 0	0- 0	0- 0				

RPI 1-25				RPI 26-50				RPI 51-100				RPI 101+ Team's RPI: 167			
RPI	S	Opponent	Score	RPI	S	Opponent	Score	RPI	S	Opponent	Score	RPI	S	Opponent	Score
20	A	DePaul	88 75	29	H	Miami (FL)	50 77	69	H	Central Mich.	59 68	107	H	Drake	65 81
23	A	Green Bay	51 65	31	A	Michigan St.	47 76	84	A	Georgia Tech	77 84	118	H	Western Mich.	45 68
								85	A	Missouri St.	81 91	121	H	UNI	64 60
								85	H	Missouri St.	62 73	145	A	Southern Ill.	69 68
								95	H	Northwestern	72 81	145	H	Southern Ill.	83 59
												233	A	Indiana St.	48 62
												240	A	Rice	57 50
												278	H	Lamar	82 71
												294	A	Wichita St.	62 65
												294	H	Wichita St.	60 55
												298	A	Bradley	67 54
												315	A	Illinois St.	57 41
												322	A	Evansville	63 49
												322	H	Evansville	67 54
												338	A	Eastern Ill.	86 75
LAST 12 Division I GAMES:															
294	A	Wichita St.	62 65	315	A	Illinois St.	57 41								
85	A	Missouri St.	81 91	233	A	Indiana St.	48 62								
322	H	Evansville	67 54	85	H	Missouri St.	62 73								
145	H	Southern Ill.	83 59	294	H	Wichita St.	60 55								
107	H	Drake	65 81	145	A	Southern Ill.	69 68								
121	H	UNI	64 60	322	A	Evansville	63 49								

Non-Div I Games:

Loyola Chicago



Loyola Maryland

Through Games Of Feb. 14, 2016

Average RPI Win:	316	WON-LOST	WINNING	LAST 10	STRENGTH OF	OPP. STRENGTH	TEAM	ADJ.	CONF.	ADJ CONF.
Average RPI Loss:	165	RECORD	PCT. RANK	GAMES	SCHEDULE	OF SCHEDULE	RPI	RPI	RPI	RPI
DIV. I ONLY	10- 14	223	5- 5	278	339	259	259	26	26	
DIV. I NON-CONF.	3- 8	258	0- 0	275	335	289	289	28	28	
TOTALS	RPI 1-25	RPI 26-50	W-L RECORDS	RPI 51-100	RPI 101-150	RPI 150+				
10- 14	0- 1	0- 0	OVERALL	0- 4	0- 0	10- 9				
5- 5	0- 0	0- 0	HOME	0- 1	0- 0	5- 4				
5- 9	0- 1	0- 0	AWAY	0- 3	0- 0	5- 5				
0- 0	0- 0	0- 0	NEUTRAL	0- 0	0- 0	0- 0				
3- 8	0- 1	0- 0	NON-CONFERENCE	0- 1	0- 0	3- 6				
1- 3	0- 0	0- 0	HOME	0- 0	0- 0	1- 3				
2- 5	0- 1	0- 0	AWAY	0- 1	0- 0	2- 3				
0- 0	0- 0	0- 0	NEUTRAL	0- 0	0- 0	0- 0				
7- 6	0- 0	0- 0	CONFERENCE	0- 3	0- 0	7- 3				
4- 2	0- 0	0- 0	HOME	0- 1	0- 0	4- 1				
3- 4	0- 0	0- 0	AWAY	0- 2	0- 0	3- 2				
0- 0	0- 0	0- 0	NEUTRAL	0- 0	0- 0	0- 0				

RPI 1-25				RPI 26-50				RPI 51-100				RPI 101+ Team's RPI: 259			
RPI	S	Opponent	Score	RPI	S	Opponent	Score	RPI	S	Opponent	Score	RPI	S	Opponent	Score
11	A	Maryland	47 97					54	A	Villanova	55 67	161	A	Old Dominion	41 64
								74	A	Army West Point	37 70	170	H	UMBC	46 52
								74	H	Army West Point	44 52	211	H	Fairfield	45 71
								88	A	Bucknell	64 71	213	A	Lehigh	48 66
												213	H	Lehigh	68 76
												220	A	Columbia	53 63
												221	H	William & Mary	61 62
												248	H	American	52 46
												249	A	Navy	38 45
												249	H	Navy	51 38
												291	A	Colgate	65 49
												331	A	Lafayette	55 51
												331	H	Lafayette	66 65
												335	A	Lipscomb	57 52
												339	A	Mt. St. Mary's	65 63
												345	A	St. Francis Brooklyn	54 64
												346	H	Norfolk St.	75 67
												347	A	Boston U.	67 46
												347	H	Boston U.	63 54
LAST 12 Division I GAMES:															
347	A	Boston U.	67 46	88	A	Bucknell	64 71								
249	A	Navy	38 45	347	H	Boston U.	63 54								
74	H	Army West Point	44 52	249	H	Navy	51 38								
213	H	Lehigh	68 76	74	A	Army West Point	37 70								
331	A	Lafayette	55 51	213	A	Lehigh	48 66								
291	A	Colgate	65 49	331	H	Lafayette	66 65								

Non-Div I Games:

Loyola Maryland

Loss, Non-Conf, S Site, H Home A Away N Neutral

Average RPI Win:	257	WON-LOST	WINNING	LAST 10	STRENGTH OF	OPP. STRENGTH	TEAM	ADJ.	CONF.	ADJ CONF.
Average RPI Loss:	108	RECORD	PCT. RANK	GAMES	SCHEDULE	OF SCHEDULE	RPI	RPI	RPI	RPI
DIV. I ONLY	9- 17	255	3- 4	185	103	238	238	9	9	
DIV. I NON-CONF.	4- 7	222	1- 0	332	191	305	305	9	9	
TOTALS	RPI 1-25	RPI 26-50	W-L RECORDS	RPI 51-100	RPI 101-150	RPI 150+				
9- 17	0- 2	0- 1	OVERALL	0- 9	0- 1	9- 4				
5- 8	0- 1	0- 0	HOME	0- 5	0- 0	5- 2				
3- 9	0- 1	0- 1	AWAY	0- 4	0- 1	3- 2				
1- 0	0- 0	0- 0	NEUTRAL	0- 0	0- 0	1- 0				
4- 7	0- 0	0- 1	NON-CONFERENCE	0- 1	0- 1	4- 4				
2- 2	0- 0	0- 0	HOME	0- 0	0- 0	2- 2				
1- 5	0- 0	0- 1	AWAY	0- 1	0- 1	1- 2				
1- 0	0- 0	0- 0	NEUTRAL	0- 0	0- 0	1- 0				
5- 10	0- 2	0- 0	CONFERENCE	0- 8	0- 0	5- 0				
3- 6	0- 1	0- 0	HOME	0- 5	0- 0	3- 0				
2- 4	0- 1	0- 0	AWAY	0- 3	0- 0	2- 0				
0- 0	0- 0	0- 0	NEUTRAL	0- 0	0- 0	0- 0				

RPI 1-25				RPI 26-50				RPI 51-100				RPI 101+ Team's RPI: 238			
RPI	S	Opponent	Score	RPI	S	Opponent	Score	RPI	S	Opponent	Score	RPI	S	Opponent	Score
12	A	BYU	61 75	33	A	Missouri	48 80	55	H	Santa Clara	56 57	125	A	Hawaii	51 65
12	H	BYU	75 82					57	A	St. Mary's (CA)	57 72	157	A	Pacific	63 60
								57	H	St. Mary's (CA)	81 91	157	H	Pacific	96 88
								66	A	UC Riverside	62 80	179	A	Colorado	81 92
								83	A	San Diego	58 82	196	A	Cal Poly	58 70
								83	H	San Diego	67 75	247	H	San Diego St.	92 65
								96	A	Gonzaga	68 83	255	H	Seattle	69 78
								96	H	Gonzaga	59 66	260	A	UC Santa Barbara	70 63
								97	H	San Francisco	73 75	265	H	Pepperdine	79 69
												282	A	Portland	77 62
												282	H	Portland	62 52
												329	N	Nevada	69 58
												332	H	UC Irvine	95 50
												337	H	Cal St. Fullerton	73 75
LAST 12 Division I GAMES:															
332	H	UC Irvine	95 50	12	H	BYU	75 82	83	A	San Diego	58 82				
57	H	St. Mary's (CA)	81 91	12	A	BYU	61 75	55	H	Santa Clara	56 57				
157	H	Pacific	96 88	55	H	San Francisco	73 75	157	A	Pacific	63 60				
282	A	Portland	77 62												
96	A	Gonzaga	68 83												
83	H	San Diego	67 75												

Non-Div I Games:

Loyola Marymount

■ Loss, 
 ■ Non-Conf, 
 ■ S Site, 
 ■ H Home 
 ■ A Away 
 N Neutral

M

a  
i  
n  
e

a  
i  
n  
e

Non-Div I Games: Colby

82 42

Loss, Non-Conf, S Site, H Home A Away N Neutral

Average RPI Win:	232	WON-LOST	WINNING	LAST 10	STRENGTH OF	OPP. STRENGTH	TEAM	ADJ.	CONF.	ADJ CONF.
Average RPI Loss:	201	RECORD	PCT. RANK	GAMES	SCHEDULE	OF SCHEDULE	RPI	RPI	RPI	RPI
DIV. I ONLY	12- 12	166	6- 3	277	274	228	228	23	23	
DIV. I NON-CONF.	3- 6	234	0- 0	299	304	296	296	24	24	
TOTALS	RPI 1-25	RPI 26-50	W-L RECORDS	RPI 51-100	RPI 101-150	RPI 150+				
12- 12	0- 0	0- 0	OVERALL	0- 1	2- 1	10- 10				
7- 5	0- 0	0- 0	HOME	0- 1	1- 0	6- 4				
5- 7	0- 0	0- 0	AWAY	0- 0	1- 1	4- 6				
0- 0	0- 0	0- 0	NEUTRAL	0- 0	0- 0	0- 0				
3- 6	0- 0	0- 0	NON-CONFERENCE	0- 1	0- 0	3- 5				
2- 2	0- 0	0- 0	HOME	0- 1	0- 0	2- 1				
1- 4	0- 0	0- 0	AWAY	0- 0	0- 0	1- 4				
0- 0	0- 0	0- 0	NEUTRAL	0- 0	0- 0	0- 0				
9- 6	0- 0	0- 0	CONFERENCE	0- 0	2- 1	7- 5				
5- 3	0- 0	0- 0	HOME	0- 0	1- 0	4- 3				
4- 3	0- 0	0- 0	AWAY	0- 0	1- 1	3- 2				
0- 0	0- 0	0- 0	NEUTRAL	0- 0	0- 0	0- 0				

RPI 1-25			RPI 26-50			RPI 51-100			RPI 101+ Team's RPI: 228		
RPI	S	Opponent	Score	RPI	S	Opponent	Score	RPI	S	Opponent	Score
						88	H	Bucknell	56	61	
								108	A	Quinnipiac	52 42
								110	A	Iona	56 67
								110	H	Iona	63 56
								156	A	Yale	36 62
								163	H	Fordham	49 60
								183	A	Marist	64 59
								183	H	Marist	73 79
								188	H	Brown	80 56
								201	H	Canisius	77 55
								211	A	Fairfield	70 55
								211	H	Fairfield	57 59
								216	A	Siena	59 60
								216	H	Siena	56 49
								242	A	New Hampshire	57 72
								243	A	Holy Cross	44 58
								248	A	American	48 52
								273	A	Monmouth	62 72
								273	H	Monmouth	56 57
								287	A	Rider	74 70
								302	H	Niagara	80 62
								303	A	Fairleigh Dickinson	85 78
								333	H	Saint Peter's	64 47
								345	H	St. Francis Brooklyn	61 53
LAST 12 Division I GAMES:											
216	H	Siena	56 49	333	H	Saint Peter's	64 47				
273	H	Monmouth	56 57	110	H	Iona	63 56				
183	A	Marist	64 59	211	H	Fairfield	57 59				
201	H	Canisius	77 55	183	H	Marist	73 79				
273	A	Monmouth	62 72	216	A	Siena	59 60				
287	A	Rider	74 70	211	A	Fairfield	70 55				

Non-Div I Games:

Manhattan

■ Loss, 
 ■ Non-Conf, 
 S Site, 
 ■ Home 
 ■ Away 
 N Neutral

Marist

M  
a  
r  
i  
s  
t

Non-Div I Games:

Page 157

Average RPI Win:	151	WON-LOST	WINNING	LAST 10	STRENGTH OF	OPP. STRENGTH	TEAM	ADJ.	CONF.	ADJ CONF.
Average RPI Loss:	63	RECORD	PCT. RANK	GAMES	SCHEDULE	OF SCHEDULE	RPI	RPI	RPI	RPI
DIV. I ONLY	13- 13	166	7- 3	30	70	82	82	6	6	
DIV. I NON-CONF.	5- 6	180	0- 0	20	71	89	89	6	6	
TOTALS	RPI 1-25	RPI 26-50	W-L RECORDS	RPI 51-100	RPI 101-150	RPI 150+				
13- 13	0- 4	3- 2	OVERALL	1- 4	2- 2	7- 1				
9- 3	0- 1	3- 0	HOME	1- 1	2- 1	3- 0				
3- 10	0- 3	0- 2	AWAY	0- 3	0- 1	3- 1				
1- 0	0- 0	0- 0	NEUTRAL	0- 0	0- 0	1- 0				
5- 6	0- 3	1- 0	NON-CONFERENCE	0- 1	0- 1	4- 1				
2- 2	0- 1	1- 0	HOME	0- 0	0- 1	1- 0				
2- 4	0- 2	0- 0	AWAY	0- 1	0- 0	2- 1				
1- 0	0- 0	0- 0	NEUTRAL	0- 0	0- 0	1- 0				
8- 7	0- 1	2- 2	CONFERENCE	1- 3	2- 1	3- 0				
7- 1	0- 0	2- 0	HOME	1- 1	2- 0	2- 0				
1- 6	0- 1	0- 2	AWAY	0- 2	0- 1	1- 0				
0- 0	0- 0	0- 0	NEUTRAL	0- 0	0- 0	0- 0				

RPI 1-25				RPI 26-50				RPI 51-100				Team's RPI: 82	RPI 101+			
RPI	S	Opponent	Score	RPI	S	Opponent	Score	RPI	S	Opponent	Score		RPI	S	Opponent	Score
7	A	Arizona St.	80 90	34	A	Seton Hall	68 99	54	A	Villanova	60 81		115	H	IUPUI	55 60
9	H	Oregon St.	58 65	34	H	Seton Hall	89 82	54	H	Villanova	75 82		138	A	Xavier	66 71
20	A	DePaul	86 91	42	A	St. John's (NY)	77 81	79	A	South Dakota	69 97		138	H	Xavier	74 69
23	A	Green Bay	55 75	42	H	St. John's (NY)	67 64	89	A	Georgetown	72 75		142	H	Creighton	79 72
				50	H	Auburn	70 69	89	H	Georgetown	87 72		151	H	Wisconsin	77 61
													154	A	Northern Ky.	78 83
													184	A	Milwaukee	101 81
													194	A	Butler	80 64
													194	H	Butler	76 69
													203	N	Richmond	98 80
													253	H	Providence	105 75
													289	A	FIU	95 83
LAST 12 Division I GAMES:																
				138	H	Xavier	74 69					142	H	Creighton	79 72	
				194	H	Butler	76 69					253	H	Providence	105 75	
				54	A	Villanova	60 81					194	A	Butler	80 64	
				89	A	Georgetown	72 75					138	A	Xavier	66 71	
				34	H	Seton Hall	89 82					89	H	Georgetown	87 72	
				42	H	St. John's (NY)	67 64					54	H	Villanova	75 82	

Average RPI Win:	228	WON-LOST	WINNING	LAST 10	STRENGTH OF	OPP. STRENGTH	TEAM	ADJ.	CONF.	ADJ CONF.
Average RPI Loss:	99	RECORD	PCT. RANK	GAMES	SCHEDULE	OF SCHEDULE	RPI	RPI	RPI	RPI
DIV. I ONLY	14- 7	84	6- 4	229	178	143	143	12	12	
DIV. I NON-CONF.	8- 1	23	0- 0	321	333	132	132	10	10	
TOTALS	RPI 1-25	RPI 26-50	W-L RECORDS	RPI 51-100	RPI 101-150	RPI 150+				
14- 7	0- 0	1- 3	OVERALL	0- 2	2- 0	11- 2				
10- 3	0- 0	1- 1	HOME	0- 1	0- 0	9- 1				
4- 3	0- 0	0- 1	AWAY	0- 1	2- 0	2- 1				
0- 1	0- 0	0- 1	NEUTRAL	0- 0	0- 0	0- 0				
8- 1	0- 0	0- 1	NON-CONFERENCE	0- 0	1- 0	7- 0				
6- 0	0- 0	0- 0	HOME	0- 0	0- 0	6- 0				
2- 0	0- 0	0- 0	AWAY	0- 0	1- 0	1- 0				
0- 1	0- 0	0- 1	NEUTRAL	0- 0	0- 0	0- 0				
6- 6	0- 0	1- 2	CONFERENCE	0- 2	1- 0	4- 2				
4- 3	0- 0	1- 1	HOME	0- 1	0- 0	3- 1				
2- 3	0- 0	0- 1	AWAY	0- 1	1- 0	1- 1				
0- 0	0- 0	0- 0	NEUTRAL	0- 0	0- 0	0- 0				

RPI 1-25				RPI 26-50				RPI 51-100				RPI 101+				Team's RPI: 143	
RPI	S	Opponent	Score	RPI	S	Opponent	Score	RPI	S	Opponent	Score	RPI	S	Opponent	Score		
				32	H	UTEP	79 64	72	A	Middle Tenn.	54 65	141	A	UAB	64 61		
				37	N	West Virginia	60 66	90	H	Charlotte	61 64	145	A	Southern Ill.	61 55		
				49	A	Western Ky.	52 81					153	H	Cornell	73 47		
				49	H	Western Ky.	76 80					161	H	Old Dominion	80 62		
												171	A	Fla. Atlantic	73 84		
												191	H	Rhode Island	72 62		
												226	H	North Texas	63 71		
												240	H	Rice	81 52		
												244	H	UTSA	80 76		
												271	H	Saint Francis (PA)	81 73		
												289	A	FIU	65 58		
												296	A	Morehead St.	104 101		
												341	H	NJIT	63 50		
												344	H	Alabama A&M	81 45		
												346	H	Norfolk St.	81 67		
LAST 12 Division I GAMES:																	
				49	H	Western Ky.	76 80	90	H	Charlotte	61 64						
				244	H	UTSA	80 76	240	H	Rice	81 52						
				32	H	UTEP	79 64	226	H	North Texas	63 71						
				141	A	UAB	64 61	289	A	FIU	65 58						
				72	A	Middle Tenn.	54 65	171	A	Fla. Atlantic	73 84						
				161	H	Old Dominion	80 62	49	A	Western Ky.	52 81						

Non-Div I Games:      Brescia                      92    40                      West Va. Tech                      83    39

Marshall

Loss, Non-Conf, S Site, H Home A Away N Neutral

Average RPI Win:	137	WON-LOST	WINNING	LAST 10	STRENGTH OF	OPP. STRENGTH	TEAM	ADJ.	CONF.	ADJ CONF.
Average RPI Loss:	4	RECORD	PCT. RANK	GAMES	SCHEDULE	OF SCHEDULE	RPI	RPI	RPI	RPI
DIV. I ONLY	23- 3	10	5- 1	60	30	11	11	4	4	
DIV. I NON-CONF.	11- 1	16	0- 0	134	138	31	31	4	4	
TOTALS	RPI 1-25	RPI 26-50	W-L RECORDS	RPI 51-100	RPI 101-150	RPI 150+				
23- 3	1- 3	2- 0	OVERALL	8- 0	2- 0	10- 0				
12- 1	1- 1	2- 0	HOME	3- 0	0- 0	6- 0				
8- 1	0- 1	0- 0	AWAY	4- 0	1- 0	3- 0				
3- 1	0- 1	0- 0	NEUTRAL	1- 0	1- 0	1- 0				
11- 1	1- 1	0- 0	NON-CONFERENCE	1- 0	1- 0	8- 0				
7- 0	1- 0	0- 0	HOME	0- 0	0- 0	6- 0				
1- 0	0- 0	0- 0	AWAY	0- 0	0- 0	1- 0				
3- 1	0- 1	0- 0	NEUTRAL	1- 0	1- 0	1- 0				
12- 2	0- 2	2- 0	CONFERENCE	7- 0	1- 0	2- 0				
5- 1	0- 1	2- 0	HOME	3- 0	0- 0	0- 0				
7- 1	0- 1	0- 0	AWAY	4- 0	1- 0	2- 0				
0- 0	0- 0	0- 0	NEUTRAL	0- 0	0- 0	0- 0				

RPI 1-25				Team's RPI: 11	RPI 26-50				RPI 51-100				RPI 101+			
RPI	S	Opponent	Score		RPI	S	Opponent	Score	RPI	S	Opponent	Score	RPI	S	Opponent	Score
2	N	UConn	73 83		31	H	Michigan St.	85 76	56	A	Iowa	76 56	129	N	Pittsburgh	70 49
5	A	Ohio St.	86 94		47	H	Indiana	86 63	58	A	Purdue	87 67	131	A	Penn St.	89 53
5	H	Ohio St.	71 80						58	H	Purdue	73 59	151	A	Wisconsin	90 65
19	H	Syracuse	82 64						62	N	South Dakota St.	62 55	161	N	Old Dominion	95 49
									65	A	Michigan	74 67	166	A	Illinois	79 63
									68	H	Nebraska	89 50	177	H	Southern U.	94 61
									95	A	Northwestern	79 70	178	H	Detroit	97 41
									95	H	Northwestern	80 62	252	H	High Point	105 50
													259	H	Loyola Maryland	97 47
													276	H	Central Conn. St.	86 43
													304	A	UMES	106 30
													314	H	UMass Lowell	102 53
LAST 12 Division I GAMES:																
31	H	Michigan St.	85 76		131	A	Penn St.	89 53								
95	A	Northwestern	79 70		151	A	Wisconsin	90 65								
58	H	Purdue	73 59		95	H	Northwestern	80 62								
5	A	Ohio St.	86 94		65	A	Michigan	74 67								
58	A	Purdue	87 67		56	A	Iowa	76 56								
47	H	Indiana	86 63		68	H	Nebraska	89 50								

Non-Div I Games:

Maryland



Massachusetts

Through Games Of Feb. 14, 2016

Average RPI Win:	206	WON-LOST	WINNING	LAST 10	STRENGTH OF	OPP. STRENGTH	TEAM	ADJ.	CONF.	ADJ CONF.
Average RPI Loss:	129	RECORD	PCT. RANK	GAMES	SCHEDULE	OF SCHEDULE	RPI	RPI	RPI	RPI
DIV. I ONLY	7- 17	277	1- 5	129	127	239	239	7	7	
DIV. I NON-CONF.	6- 6	160	0- 1	265	204	204	204	8	8	
TOTALS	RPI 1-25	RPI 26-50	W-L RECORDS	RPI 51-100	RPI 101-150	RPI 150+				
7- 17	0- 1	1- 2	OVERALL	1- 4	0- 3	5- 7				
5- 6	0- 0	1- 0	HOME	1- 1	0- 2	3- 3				
2- 10	0- 1	0- 2	AWAY	0- 2	0- 1	2- 4				
0- 1	0- 0	0- 0	NEUTRAL	0- 1	0- 0	0- 0				
6- 6	0- 0	0- 0	NON-CONFERENCE	1- 2	0- 2	5- 2				
4- 1	0- 0	0- 0	HOME	1- 0	0- 1	3- 0				
2- 4	0- 0	0- 0	AWAY	0- 1	0- 1	2- 2				
0- 1	0- 0	0- 0	NEUTRAL	0- 1	0- 0	0- 0				
1- 11	0- 1	1- 2	CONFERENCE	0- 2	0- 1	0- 5				
1- 5	0- 0	1- 0	HOME	0- 1	0- 1	0- 3				
0- 6	0- 1	0- 2	AWAY	0- 1	0- 0	0- 2				
0- 0	0- 0	0- 0	NEUTRAL	0- 0	0- 0	0- 0				

RPI 1-25				RPI 26-50				RPI 51-100				RPI 101+ Team's RPI: 239			
RPI	S	Opponent	Score	RPI	S	Opponent	Score	RPI	S	Opponent	Score	RPI	S	Opponent	Score
21	A	Duquesne	64 73	27	A	George Washington	50 67	51	A	Duke	46 70	105	H	VCU	66 74
				39	A	St. Bonaventure	41 66	67	H	Hofstra	57 56	117	A	Harvard	65 67
				39	H	St. Bonaventure	69 60	75	A	Saint Louis	49 69	134	H	Buffalo	48 56
								80	N	Ball St.	54 81	163	H	Fordham	55 60
								86	H	Saint Joseph's	58 62	164	A	George Mason	59 64
												179	A	Colorado	63 90
												191	H	Rhode Island	79 80
												203	H	Richmond	68 74
												206	H	Hartford	63 57
												223	A	Bryant	86 69
												243	A	Holy Cross	74 60
												276	A	Central Conn. St.	68 78
												279	A	La Salle	57 66
												314	H	UMass Lowell	84 58
												347	H	Boston U.	73 56
LAST 12 Division I GAMES:															
				80	N	Ball St.	54 81	191	H	Rhode Island	79 80				
				39	H	St. Bonaventure	69 60	27	A	George Washington	50 67				
				279	A	La Salle	57 66	203	H	Richmond	68 74				
				163	H	Fordham	55 60	75	A	Saint Louis	49 69				
				21	A	Duquesne	64 73	39	A	St. Bonaventure	41 66				
				164	A	George Mason	59 64	86	H	Saint Joseph's	58 62				

Non-Div I Games:

Massachusetts

Loss, Non-Conf, S Site, H Home A Away N Neutral

Average RPI Win:	254	WON-LOST	WINNING	LAST 10	STRENGTH OF	OPP. STRENGTH	TEAM	ADJ.	CONF.	ADJ CONF.
Average RPI Loss:	152	RECORD	PCT. RANK	GAMES	SCHEDULE	OF SCHEDULE	RPI	RPI	RPI	RPI
DIV. I ONLY	13- 9	123	3- 2	306	201	168	168	28	28	
DIV. I NON-CONF.	5- 4	138	1- 0	142	74	93	93	26	26	
TOTALS	RPI 1-25	RPI 26-50	W-L RECORDS	RPI 51-100	RPI 101-150	RPI 150+				
13- 9	0- 1	0- 0	OVERALL	0- 3	2- 1	11- 4				
7- 1	0- 0	0- 0	HOME	0- 0	1- 0	6- 1				
5- 8	0- 1	0- 0	AWAY	0- 3	1- 1	4- 3				
1- 0	0- 0	0- 0	NEUTRAL	0- 0	0- 0	1- 0				
5- 4	0- 1	0- 0	NON-CONFERENCE	0- 2	1- 0	4- 1				
2- 0	0- 0	0- 0	HOME	0- 0	0- 0	2- 0				
2- 4	0- 1	0- 0	AWAY	0- 2	1- 0	1- 1				
1- 0	0- 0	0- 0	NEUTRAL	0- 0	0- 0	1- 0				
8- 5	0- 0	0- 0	CONFERENCE	0- 1	1- 1	7- 3				
5- 1	0- 0	0- 0	HOME	0- 0	1- 0	4- 1				
3- 4	0- 0	0- 0	AWAY	0- 1	0- 1	3- 2				
0- 0	0- 0	0- 0	NEUTRAL	0- 0	0- 0	0- 0				

RPI 1-25				RPI 26-50				RPI 51-100				RPI 101+ Team's RPI: 168			
RPI	S	Opponent	Score	RPI	S	Opponent	Score	RPI	S	Opponent	Score	RPI	S	Opponent	Score
4	A	Baylor	46 105					60	A	Abilene Christian	62 79	124	A	Northwestern St.	64 85
								61	A	Chattanooga	53 68	124	H	Northwestern St.	78 74
								78	A	Tulane	55 74	144	A	UT Arlington	63 57
												159	A	Ole Miss	56 96
												176	A	Louisiana Tech	74 71
												234	A	Stephen F. Austin	55 80
												235	N	Dartmouth	78 56
												237	H	Sam Houston St.	82 79
												240	H	Rice	61 53
												246	A	Houston Baptist	71 64
												285	H	La.-Monroe	72 62
												306	A	Southeastern La.	83 74
												306	H	Southeastern La.	96 79
												321	H	Incarinate Word	55 68
												324	A	Nicholls St.	81 85
												326	H	A&M-Corpus Christi	72 51
												340	A	New Orleans	77 74
												340	H	New Orleans	92 63
LAST 12 Division I GAMES:															
144	A	UT Arlington	63 57	306	H	Southeastern La.	96 79								
124	A	Northwestern St.	64 85	124	H	Northwestern St.	78 74								
306	A	Southeastern La.	83 74	321	H	Incarinate Word	55 68								
324	A	Nicholls St.	81 85	237	H	Sam Houston St.	82 79								
340	H	New Orleans	92 63	60	A	Abilene Christian	62 79								
340	A	New Orleans	77 74	326	H	A&M-Corpus Christi	72 51								

Non-Div I Games: Loyola (LA) 70 69 Louisiana Col. 73 59 Southern-N.O. 97 61

McNeese St.

Loss, Non-Conf, S Site, H Home A Away N Neutral

Memphis

Through Games Of Feb. 14, 2016

Average RPI Win:	187	WON-LOST	WINNING	LAST 10	STRENGTH OF	OPP. STRENGTH	TEAM	ADJ.	CONF.	ADJ CONF.
Average RPI Loss:	92	RECORD	PCT. RANK	GAMES	SCHEDULE	OF SCHEDULE	RPI	RPI	RPI	RPI
DIV. I ONLY	15- 10	116	6- 4	141	73	109	109	8	8	
DIV. I NON-CONF.	6- 5	146	0- 0	133	102	151	151	7	7	
TOTALS	RPI 1-25	RPI 26-50	W-L RECORDS	RPI 51-100	RPI 101-150	RPI 150+				
15- 10	0- 2	1- 1	OVERALL	3- 3	1- 1	10- 3				
10- 4	0- 1	1- 1	HOME	2- 1	1- 0	6- 1				
5- 6	0- 1	0- 0	AWAY	1- 2	0- 1	4- 2				
0- 0	0- 0	0- 0	NEUTRAL	0- 0	0- 0	0- 0				
6- 5	0- 0	0- 1	NON-CONFERENCE	2- 2	1- 1	3- 1				
5- 2	0- 0	0- 1	HOME	1- 1	1- 0	3- 0				
1- 3	0- 0	0- 0	AWAY	1- 1	0- 1	0- 1				
0- 0	0- 0	0- 0	NEUTRAL	0- 0	0- 0	0- 0				
9- 5	0- 2	1- 0	CONFERENCE	1- 1	0- 0	7- 2				
5- 2	0- 1	1- 0	HOME	1- 0	0- 0	3- 1				
4- 3	0- 1	0- 0	AWAY	0- 1	0- 0	4- 1				
0- 0	0- 0	0- 0	NEUTRAL	0- 0	0- 0	0- 0				

RPI 1-25				RPI 26-50				RPI 51-100				RPI 101+ Team's RPI: 109			
RPI	S	Opponent	Score	RPI	S	Opponent	Score	RPI	S	Opponent	Score	RPI	S	Opponent	Score
2	A	UConn	40 83	27	H	George Washington	62 68	63	A	Temple	58 82	135	A	Little Rock	53 61
2	H	UConn	46 86	43	H	South Fla.	88 87	69	A	Central Mich.	64 61	145	H	Southern Ill.	61 58
								75	H	Saint Louis	57 63	158	A	SMU	49 58
								78	H	Tulane	83 67	166	H	Illinois	81 75
								81	A	Minnesota	60 70	174	A	East Carolina	79 78
								89	H	Georgetown	57 53	185	A	Tulsa	69 58
												185	H	Tulsa	59 65
												195	A	Kansas	63 72
												219	A	Cincinnati	64 47
												219	H	Cincinnati	54 51
												258	H	Houston	74 57
												270	A	UCF	69 52
												270	H	UCF	75 59
												282	H	Jacksonville St.	70 55
												338	H	Eastern Ill.	80 49
LAST 12 Division I GAMES:															
174	A	East Carolina	79 78	43	H	South Fla.	88 87	158	A	SMU	49 58				
270	A	UCF	69 52					2	H	UConn	46 86				
219	H	Cincinnati	54 51					185	H	Tulsa	59 65				
2	A	UConn	40 83					219	A	Cincinnati	64 47				
270	H	UCF	75 59					258	H	Houston	74 57				
185	A	Tulsa	69 58												

Non-Div I Games:

Memphis

Loss, Non-Conf, S Site, H Home A Away N Neutral

Average RPI Win:	251	WON-LOST	WINNING	LAST 10	STRENGTH OF	OPP. STRENGTH	TEAM	ADJ.	CONF.	ADJ CONF.
Average RPI Loss:	82	RECORD	PCT. RANK	GAMES	SCHEDULE	OF SCHEDULE	RPI	RPI	RPI	RPI
DIV. I ONLY	17- 6	53	9- 1	260	222	120	120	17	17	
DIV. I NON-CONF.	8- 5	119	2- 0	221	291	154	154	16	16	
TOTALS	RPI 1-25	RPI 26-50	W-L RECORDS	RPI 51-100	RPI 101-150	RPI 150+				
17- 6	0- 1	0- 1	OVERALL	1- 2	2- 2	14- 0				
8- 3	0- 0	0- 0	HOME	1- 1	1- 2	6- 0				
8- 2	0- 1	0- 1	AWAY	0- 0	1- 0	7- 0				
1- 1	0- 0	0- 0	NEUTRAL	0- 1	0- 0	1- 0				
8- 5	0- 1	0- 1	NON-CONFERENCE	0- 2	0- 1	8- 0				
4- 2	0- 0	0- 0	HOME	0- 1	0- 1	4- 0				
3- 2	0- 1	0- 1	AWAY	0- 0	0- 0	3- 0				
1- 1	0- 0	0- 0	NEUTRAL	0- 1	0- 0	1- 0				
9- 1	0- 0	0- 0	CONFERENCE	1- 0	2- 1	6- 0				
4- 1	0- 0	0- 0	HOME	1- 0	1- 1	2- 0				
5- 0	0- 0	0- 0	AWAY	0- 0	1- 0	4- 0				
0- 0	0- 0	0- 0	NEUTRAL	0- 0	0- 0	0- 0				

RPI 1-25				RPI 26-50				RPI 51-100				RPI 101+ Team's RPI: 120			
RPI	S	Opponent	Score	RPI	S	Opponent	Score	RPI	S	Opponent	Score	RPI	S	Opponent	Score
13	A	Florida St.	36 79	26	A	Georgia	44 57	61	H	Chattanooga	67 44	122	A	Samford	63 60
								75	H	Saint Louis	60 68	122	H	Samford	63 61
								90	N	Charlotte	62 72	140	H	ETSU	53 55
												145	H	Southern Ill.	52 55
												200	H	Col. of Charleston	66 58
												215	A	Furman	61 50
												274	A	Tennessee Tech	63 47
												277	H	Ga. Southern	62 50
												282	H	Jacksonville St.	46 39
												292	A	UNCG	86 78
												292	H	UNCG	81 47
												297	A	Kennesaw St.	72 61
												299	A	Western Caro.	92 88
												299	H	Western Caro.	63 42
												300	A	Florida A&M	54 50
												310	A	Wofford	70 61
												313	H	North Florida	68 54
												318	N	Howard	70 53
LAST 12 Division I GAMES:															
				122	H	Samford	63 61					61	H	Chattanooga	67 44
				292	H	UNCG	81 47					122	A	Samford	63 60
				299	H	Western Caro.	63 42					299	A	Western Caro.	92 88
				215	A	Furman	61 50					292	A	UNCG	86 78
				310	A	Wofford	70 61					300	A	Florida A&M	54 50
				140	H	ETSU	53 55					313	H	North Florida	68 54

Non-Div I Games: Faulkner 86 33 Coastal Ga. 87 48

Mercer

Loss, Non-Conf, S Site, H Home A Away N Neutral

Average RPI Win:	157	WON-LOST	WINNING	LAST 10	STRENGTH OF	OPP. STRENGTH	TEAM	ADJ.	CONF.	ADJ CONF.
Average RPI Loss:	26	RECORD	PCT. RANK	GAMES	SCHEDULE	OF SCHEDULE	RPI	RPI	RPI	RPI
DIV. I ONLY	21- 5	30	7- 3	77	55	29	29	5	5	
DIV. I NON-CONF.	12- 1	9	0- 0	192	134	43	43	5	5	
TOTALS	RPI 1-25	RPI 26-50	W-L RECORDS	RPI 51-100	RPI 101-150	RPI 150+				
21- 5	0- 4	2- 0	OVERALL	4- 1	5- 0	10- 0				
12- 2	0- 2	1- 0	HOME	2- 0	2- 0	7- 0				
8- 2	0- 1	0- 0	AWAY	2- 1	3- 0	3- 0				
1- 1	0- 1	1- 0	NEUTRAL	0- 0	0- 0	0- 0				
12- 1	0- 1	1- 0	NON-CONFERENCE	2- 0	0- 0	9- 0				
8- 0	0- 0	0- 0	HOME	1- 0	0- 0	7- 0				
3- 0	0- 0	0- 0	AWAY	1- 0	0- 0	2- 0				
1- 1	0- 1	1- 0	NEUTRAL	0- 0	0- 0	0- 0				
9- 4	0- 3	1- 0	CONFERENCE	2- 1	5- 0	1- 0				
4- 2	0- 2	1- 0	HOME	1- 0	2- 0	0- 0				
5- 2	0- 1	0- 0	AWAY	1- 1	3- 0	1- 0				
0- 0	0- 0	0- 0	NEUTRAL	0- 0	0- 0	0- 0				

RPI 1-25				RPI 26-50				Team's RPI: 29				RPI 51-100				RPI 101+			
RPI	S	Opponent	Score	RPI	S	Opponent	Score	RPI	S	Opponent	Score	RPI	S	Opponent	Score	RPI	S	Opponent	Score
1	A	Notre Dame	69 90	46	H	North Carolina St.	73 44	51	H	Duke	61 53	102	A	North Carolina	76 61				
4	N	Baylor	81 88	47	N	Indiana	89 75	84	A	Georgia Tech	58 55	110	A	Virginia Tech	57 45				
13	H	Florida St.	58 69					90	A	Charlotte	77 70	112	A	Boston College	67 62				
19	H	Syracuse	51 57					91	H	Wright St.	80 67	116	H	Wake Forest	71 60				
								94	A	Virginia	56 76	129	H	Pittsburgh	79 55				
												161	A	Old Dominion	61 35				
												166	H	Illinois	73 64				
												167	A	Loyola Chicago	77 50				
												184	H	Milwaukee	77 38				
												241	A	Clemson	83 49				
												255	H	Bethune-Cookman	55 47				
												272	H	Coppin St.	78 59				
												279	H	La Salle	86 58				
												289	H	FIU	83 55				
												314	H	UMass Lowell	84 53				
LAST 12 Division I GAMES:																			
1	A	Notre Dame	69 90	13	H	Florida St.	58 69												
84	A	Georgia Tech	58 55	102	A	North Carolina	76 61												
51	H	Duke	61 53	116	H	Wake Forest	71 60												
112	A	Boston College	67 62	241	A	Clemson	83 49												
19	H	Syracuse	51 57	129	H	Pittsburgh	79 55												
110	A	Virginia Tech	57 45	94	A	Virginia	56 76												

Non-Div I Games:

Miami (FL)

■ Loss, 
 ■ Non-Conf, S Site, 
 ■ Home 
 ■ Away 
 N Neutral

Average RPI Win:	260	WON-LOST	WINNING	LAST 10	STRENGTH OF	OPP. STRENGTH	TEAM	ADJ.	CONF.	ADJ CONF.
Average RPI Loss:	134	RECORD	PCT. RANK	GAMES	SCHEDULE	OF SCHEDULE	RPI	RPI	RPI	RPI
DIV. I ONLY	9- 14	236	2- 8	240	174	263	263	11	11	
DIV. I NON-CONF.	6- 5	146	0- 0	303	221	236	236	13	13	
TOTALS	RPI 1-25	RPI 26-50	W-L RECORDS	RPI 51-100	RPI 101-150	RPI 150+				
9- 14	0- 0	0- 0	OVERALL	0- 5	1- 4	8- 5				
7- 6	0- 0	0- 0	HOME	0- 1	1- 2	6- 3				
1- 8	0- 0	0- 0	AWAY	0- 4	0- 2	1- 2				
1- 0	0- 0	0- 0	NEUTRAL	0- 0	0- 0	1- 0				
6- 5	0- 0	0- 0	NON-CONFERENCE	0- 2	0- 0	6- 3				
4- 2	0- 0	0- 0	HOME	0- 0	0- 0	4- 2				
1- 3	0- 0	0- 0	AWAY	0- 2	0- 0	1- 1				
1- 0	0- 0	0- 0	NEUTRAL	0- 0	0- 0	1- 0				
3- 9	0- 0	0- 0	CONFERENCE	0- 3	1- 4	2- 2				
3- 4	0- 0	0- 0	HOME	0- 1	1- 2	2- 1				
0- 5	0- 0	0- 0	AWAY	0- 2	0- 2	0- 1				
0- 0	0- 0	0- 0	NEUTRAL	0- 0	0- 0	0- 0				

RPI 1-25				RPI 26-50				RPI 51-100				RPI 101+				Team's RPI: 263	
RPI	S	Opponent	Score	RPI	S	Opponent	Score	RPI	S	Opponent	Score	RPI	S	Opponent	Score		
								65	A	Michigan	55 97	106	H	Eastern Mich.	46 70		
								69	A	Central Mich.	54 77	114	H	Toledo	50 55		
								69	H	Central Mich.	58 72	118	A	Western Mich.	66 80		
								80	A	Ball St.	41 66	119	A	Akron	65 77		
								100	A	UT Martin	47 74	134	H	Buffalo	69 58		
												154	H	Northern Ky.	57 71		
												171	A	Fla. Atlantic	65 68		
												197	H	Eastern Ky.	72 77		
												199	H	Oakland	65 54		
												231	A	Valparaiso	75 72		
												251	H	Bowling Green	58 64		
												257	A	Northern Ill.	73 92		
												257	H	Northern Ill.	66 60		
												267	H	Austin Peay	75 60		
												296	H	Morehead St.	59 57		
												317	H	Kent St.	55 52		
												320	N	LIU Brooklyn	68 49		
												322	H	Evansville	91 85		
LAST 12 Division I GAMES:																	
106	H	Eastern Mich.	46 70	69	H	Central Mich.	58 72										
257	A	Northern Ill.	73 92	118	A	Western Mich.	66 80										
119	A	Akron	65 77	114	H	Toledo	50 55										
317	H	Kent St.	55 52	80	A	Ball St.	41 66										
69	A	Central Mich.	54 77	257	H	Northern Ill.	66 60										
134	H	Buffalo	69 58	251	H	Bowling Green	58 64										

Non-Div I Games:

Miami (OH)

■ Loss, 
 ■ Non-Conf, S Site, 
 ■ Home 
 ■ Away 
 N Neutral

RPI 1-25				RPI 26-50				RPI 51-100				Team's RPI: 65		RPI 101+			
RPI	S	Opponent	Score	RPI	S	Opponent	Score	RPI	S	Opponent	Score		RPI	S	Opponent	Score	
5	H	Ohio St.	93 97	31	A	Michigan St.	64 85	56	A	Iowa	69 85		106	A	Eastern Mich.	63 64	
10	H	UCLA	77 86	38	A	Princeton	57 74	56	H	Iowa	82 75		129	H	Pittsburgh	82 45	
11	H	Maryland	67 74	47	A	Indiana	69 77	58	A	Purdue	68 61		131	A	Penn St.	91 87	
								58	H	Purdue	63 65		136	H	Oral Roberts	61 44	
								68	H	Nebraska	81 93		138	H	Xavier	92 54	
								81	A	Minnesota	93 86		151	H	Wisconsin	82 65	
								81	H	Minnesota	92 76		166	H	Illinois	96 83	
													178	A	Detroit	88 61	
													205	H	USC Upstate	119 61	
													206	H	Hartford	83 47	
													232	H	Binghamton	90 62	
													263	H	Miami (OH)	97 55	
LAST 12 Division I GAMES:																	
				58	A	Purdue	68 61	68	H	Nebraska	81 93						
				151	H	Wisconsin	82 65	5	H	Ohio St.	93 97						
				166	H	Illinois	96 83	131	A	Penn St.	91 87						
				31	A	Michigan St.	64 85	11	H	Maryland	67 74						
				81	H	Minnesota	92 76	81	A	Minnesota	93 86						
				56	A	Iowa	69 85	56	H	Iowa	82 75						

Non-Div I Games:

Average RPI Win:	126	WON-LOST	WINNING	LAST 10	STRENGTH OF	OPP. STRENGTH	TEAM	ADJ.	CONF.	ADJ CONF.
Average RPI Loss:	41	RECORD	PCT. RANK	GAMES	SCHEDULE	OF SCHEDULE	RPI	RPI	RPI	RPI
DIV. I ONLY	18- 7	59	3- 3	51	16	31	31	4	4	
DIV. I NON-CONF.	9- 2	37	0- 0	52	76	29	29	4	4	
TOTALS	RPI 1-25	RPI 26-50	W-L RECORDS	RPI 51-100	RPI 101-150	RPI 150+				
18- 7	0- 4	2- 1	OVERALL	5- 1	2- 1	9- 0				
11- 2	0- 1	2- 0	HOME	4- 0	1- 1	4- 0				
6- 4	0- 2	0- 1	AWAY	1- 1	1- 0	4- 0				
1- 1	0- 1	0- 0	NEUTRAL	0- 0	0- 0	1- 0				
9- 2	0- 2	1- 0	NON-CONFERENCE	0- 0	1- 0	7- 0				
5- 1	0- 1	1- 0	HOME	0- 0	1- 0	3- 0				
3- 0	0- 0	0- 0	AWAY	0- 0	0- 0	3- 0				
1- 1	0- 1	0- 0	NEUTRAL	0- 0	0- 0	1- 0				
9- 5	0- 2	1- 1	CONFERENCE	5- 1	1- 1	2- 0				
6- 1	0- 0	1- 0	HOME	4- 0	0- 1	1- 0				
3- 4	0- 2	0- 1	AWAY	1- 1	1- 0	1- 0				
0- 0	0- 0	0- 0	NEUTRAL	0- 0	0- 0	0- 0				

RPI 1-25				RPI 26-50				Team's RPI: 31	RPI 51-100				RPI 101+			
RPI	S	Opponent	Score	RPI	S	Opponent	Score		RPI	S	Opponent	Score	RPI	S	Opponent	Score
4	N	Baylor	76 84	26	H	Georgia	66 45		56	A	Iowa	74 69	118	H	Western Mich.	78 40
5	A	Ohio St.	80 85	41	H	Rutgers	59 48		56	H	Iowa	80 73	131	A	Penn St.	71 55
11	A	Maryland	76 85	47	A	Indiana	65 81		58	H	Purdue	68 56	131	H	Penn St.	61 65
18	H	Louisville	78 85						65	H	Michigan	85 64	151	A	Wisconsin	77 54
									68	A	Nebraska	66 73	151	H	Wisconsin	77 67
									95	H	Northwestern	74 51	155	A	Davidson	73 44
													167	H	Loyola Chicago	76 47
													172	A	Northeastern	77 51
													178	H	Detroit	81 42
													199	A	Oakland	82 62
													219	N	Cincinnati	103 63
													224	H	Idaho St.	79 60
LAST 12 Division I GAMES:																
		11	A	Maryland	76	85			58	H	Purdue	68	56			
		68	A	Nebraska	66	73			41	H	Rutgers	59	48			
		131	H	Penn St.	61	65			56	H	Iowa	80	73			
		56	A	Iowa	74	69			47	A	Indiana	65	81			
		65	H	Michigan	85	64			95	H	Northwestern	74	51			
		151	A	Wisconsin	77	54			131	A	Penn St.	71	55			

Non-Div I Games:

Michigan St.



Average RPI Win:	187	WON-LOST	WINNING	LAST 10	STRENGTH OF	OPP. STRENGTH	TEAM	ADJ.	CONF.	ADJ CONF.
Average RPI Loss:	78	RECORD	PCT. RANK	GAMES	SCHEDULE	OF SCHEDULE	RPI	RPI	RPI	RPI
DIV. I ONLY	17- 7	63	9- 1	114	100	72	72	12	12	
DIV. I NON-CONF.	6- 5	146	0- 0	115	88	119	119	10	10	
TOTALS	RPI 1-25	RPI 26-50	W-L RECORDS	RPI 51-100	RPI 101-150	RPI 150+				
17- 7	0- 1	1- 2	OVERALL	2- 2	3- 1	11- 1				
9- 3	0- 1	1- 0	HOME	2- 1	2- 0	4- 1				
8- 3	0- 0	0- 1	AWAY	0- 0	1- 0	7- 0				
0- 1	0- 0	0- 0	NEUTRAL	0- 0	0- 1	0- 0				
6- 5	0- 1	0- 1	NON-CONFERENCE	1- 2	1- 1	4- 0				
3- 2	0- 1	0- 0	HOME	1- 1	0- 0	2- 0				
3- 2	0- 0	0- 1	AWAY	0- 1	1- 0	2- 0				
0- 1	0- 0	0- 0	NEUTRAL	0- 0	0- 1	0- 0				
11- 2	0- 0	1- 1	CONFERENCE	1- 0	2- 0	7- 1				
6- 1	0- 0	1- 0	HOME	1- 0	2- 0	2- 1				
5- 1	0- 0	0- 1	AWAY	0- 0	0- 0	5- 0				
0- 0	0- 0	0- 0	NEUTRAL	0- 0	0- 0	0- 0				

RPI 1-25				RPI 26-50				RPI 51-100 Team's RPI: 72				RPI 101+			
RPI	S	Opponent	Score	RPI	S	Opponent	Score	RPI	S	Opponent	Score	RPI	S	Opponent	Score
17	H	Kentucky	52 68	28	A	Ohio	49 72	69	A	Central Mich.	59 81	138	A	Xavier	62 53
				32	A	UTEP	73 84	85	H	Missouri St.	70 54	141	H	UAB	68 40
				49	H	Western Ky.	83 75	90	H	Charlotte	72 67	143	H	Marshall	65 54
								94	H	Virginia	66 70	148	N	Alabama	46 64
												151	H	Southern Miss.	74 44
												159	H	Ole Miss	84 75
												161	H	Old Dominion	58 61
												171	A	Fla. Atlantic	83 73
												176	H	Louisiana Tech	68 57
												226	A	North Texas	76 52
												240	A	Rice	61 60
												244	A	UTSA	74 63
												267	A	Austin Peay	86 55
												274	H	Tennessee Tech	69 53
												289	A	FIU	85 62
												329	A	Nevada	90 46
LAST 12 Division I GAMES:															
151	H	Southern Miss.	74 44	240	A	Rice	61 60								
176	H	Louisiana Tech	68 57	226	A	North Texas	76 52								
289	A	FIU	85 62	161	H	Old Dominion	58 61								
171	A	Fla. Atlantic	83 73	90	H	Charlotte	72 67								
49	H	Western Ky.	83 75	244	A	UTSA	74 63								
143	H	Marshall	65 54	32	A	UTEP	73 84								

Non-Div I Games:

Middle Tenn.

■ Loss, 
■ Non-Conf, S Site, 
■ Home 
■ Away 
N Neutral

Average RPI Win:	254	WON-LOST	WINNING	LAST 10	STRENGTH OF	OPP. STRENGTH	TEAM	ADJ.	CONF.	ADJ CONF.
Average RPI Loss:	112	RECORD	PCT. RANK	GAMES	SCHEDULE	OF SCHEDULE	RPI	RPI	RPI	RPI
DIV. I ONLY	13- 10	132	7- 3	270	148	184	184	14	14	
DIV. I NON-CONF.	6- 5	146	1- 0	346	163	267	267	15	15	
TOTALS	RPI 1-25	RPI 26-50	W-L RECORDS	RPI 51-100	RPI 101-150	RPI 150+				
13- 10	0- 2	0- 1	OVERALL	1- 2	0- 2	12- 3				
7- 5	0- 1	0- 0	HOME	0- 1	0- 1	7- 2				
5- 5	0- 1	0- 1	AWAY	1- 1	0- 1	4- 1				
1- 0	0- 0	0- 0	NEUTRAL	0- 0	0- 0	1- 0				
6- 5	0- 0	0- 1	NON-CONFERENCE	0- 2	0- 0	6- 2				
3- 2	0- 0	0- 0	HOME	0- 1	0- 0	3- 1				
2- 3	0- 0	0- 1	AWAY	0- 1	0- 0	2- 1				
1- 0	0- 0	0- 0	NEUTRAL	0- 0	0- 0	1- 0				
7- 5	0- 2	0- 0	CONFERENCE	1- 0	0- 2	6- 1				
4- 3	0- 1	0- 0	HOME	0- 0	0- 1	4- 1				
3- 2	0- 1	0- 0	AWAY	1- 0	0- 1	2- 0				
0- 0	0- 0	0- 0	NEUTRAL	0- 0	0- 0	0- 0				

RPI 1-25				RPI 26-50				RPI 51-100				RPI 101+ Team's RPI: 184			
RPI	S	Opponent	Score	RPI	S	Opponent	Score	RPI	S	Opponent	Score	RPI	S	Opponent	Score
23	A	Green Bay	46 69	29	A	Miami (FL)	38 77	82	H	Marquette	81 101	104	A	Youngstown St.	67 69
23	H	Green Bay	42 63					91	A	Wright St.	82 60	104	H	Youngstown St.	62 70
								95	A	Northwestern	44 69	154	A	Northern Ky.	86 60
												171	A	Fla. Atlantic	67 71
												178	H	Detroit	79 89
												199	H	Oakland	77 64
												208	H	Ill.-Chicago	54 53
												231	H	Valparaiso	82 60
												257	H	Northern Ill.	73 58
												279	N	La Salle	69 53
												293	A	Cleveland St.	62 46
												293	H	Cleveland St.	59 58
												295	H	UMKC	70 48
												308	H	Denver	49 56
												328	H	IPFW	73 60
												336	A	Chicago St.	55 48
												338	A	Eastern Ill.	82 71
LAST 12 Division I GAMES:															
104	H	Youngstown St.	62 70	91	A	Wright St.	82 60								
293	H	Cleveland St.	59 58	231	H	Valparaiso	82 60								
23	A	Green Bay	46 69	208	H	Ill.-Chicago	54 53								
199	H	Oakland	77 64	293	A	Cleveland St.	62 46								
178	H	Detroit	79 89	104	A	Youngstown St.	67 69								
154	A	Northern Ky.	86 60	336	A	Chicago St.	55 48								

Non-Div I Games:

Milwaukee

■ Loss, 
 ■ Non-Conf, S Site, 
 ■ Home 
 ■ Away 
 N Neutral

Average RPI Win:	159	WON-LOST	WINNING	LAST 10	STRENGTH OF	OPP. STRENGTH	TEAM	ADJ.	CONF.	ADJ CONF.
Average RPI Loss:	74	RECORD	PCT. RANK	GAMES	SCHEDULE	OF SCHEDULE	RPI	RPI	RPI	RPI
DIV. I ONLY	17- 7	63	7- 3	157	34	81	81	4	4	
DIV. I NON-CONF.	8- 3	77	0- 0	243	165	135	135	4	4	
TOTALS	RPI 1-25	RPI 26-50	W-L RECORDS	RPI 51-100	RPI 101-150	RPI 150+				
17- 7	0- 0	2- 2	OVERALL	4- 4	3- 0	8- 1				
12- 2	0- 0	2- 0	HOME	3- 1	3- 0	4- 1				
4- 4	0- 0	0- 1	AWAY	1- 3	0- 0	3- 0				
1- 1	0- 0	0- 1	NEUTRAL	0- 0	0- 0	1- 0				
8- 3	0- 0	0- 1	NON-CONFERENCE	1- 1	2- 0	5- 1				
6- 1	0- 0	0- 0	HOME	1- 0	2- 0	3- 1				
1- 1	0- 0	0- 0	AWAY	0- 1	0- 0	1- 0				
1- 1	0- 0	0- 1	NEUTRAL	0- 0	0- 0	1- 0				
9- 4	0- 0	2- 1	CONFERENCE	3- 3	1- 0	3- 0				
6- 1	0- 0	2- 0	HOME	2- 1	1- 0	1- 0				
3- 3	0- 0	0- 1	AWAY	1- 2	0- 0	2- 0				
0- 0	0- 0	0- 0	NEUTRAL	0- 0	0- 0	0- 0				

RPI S	Opponent	Score	RPI S	Opponent	Score	RPI S	Opponent	Score	RPI S	Opponent	Score
41	A Rutgers	55 66	41	H Rutgers	85 72	51	A Duke	64 84	109	H Memphis	70 60
47	H Indiana	78 76	47	H Indiana	78 76	58	A Purdue	72 84	128	H North Dakota	57 47
50	N Auburn	79 81	50	N Auburn	79 81	65	A Michigan	76 92	131	H Penn St.	98 85
						65	H Michigan	86 93	151	A Wisconsin	84 77
						68	H Nebraska	110 73	166	A Illinois	106 75
						76	H Maine	91 64	166	H Illinois	82 77
						95	A Northwestern	112 106	181	N Stetson	72 69
						95	H Northwestern	95 92	186	H New Mexico	53 72
									286	H Towson	105 86
									310	H Wofford	98 54
									317	A Kent St.	85 73
									341	H NJIT	83 50
LAST 12 Division I GAMES:											
68	H Nebraska	110 73	95	H Northwestern	95 92	47	H Indiana	78 76			
95	A Northwestern	112 106	58	A Purdue	72 84	65	H Michigan	86 93			
41	H Rutgers	85 72	166	A Illinois	106 75	131	H Penn St.	98 85			
65	A Michigan	76 92									
166	H Illinois	82 77									
151	A Wisconsin	84 77									

Non-Div I Games:

Minnesota

## Mississippi St.

Through Games Of Feb. 14, 2016

Average RPI Win:	156	WON-LOST	WINNING	LAST 10	STRENGTH OF	OPP. STRENGTH	TEAM	ADJ.	CONF.	ADJ CONF.
Average RPI Loss:	17	RECORD	PCT. RANK	GAMES	SCHEDULE	OF SCHEDULE	RPI	RPI	RPI	RPI
DIV. I ONLY	21- 5	30	6- 4	70	65	25	25	2	2	
DIV. I NON-CONF.	13- 1	8	0- 0	226	252	48	48	2	2	
TOTALS	RPI 1-25	RPI 26-50	W-L RECORDS	RPI 51-100	RPI 101-150	RPI 150+				
21- 5	2- 3	3- 2	OVERALL	1- 0	5- 0	10- 0				
13- 1	1- 1	2- 0	HOME	0- 0	2- 0	8- 0				
4- 4	1- 2	0- 2	AWAY	0- 0	2- 0	1- 0				
4- 0	0- 0	1- 0	NEUTRAL	1- 0	1- 0	1- 0				
13- 1	0- 1	1- 0	NON-CONFERENCE	1- 0	2- 0	9- 0				
8- 0	0- 0	0- 0	HOME	0- 0	1- 0	7- 0				
1- 1	0- 1	0- 0	AWAY	0- 0	0- 0	1- 0				
4- 0	0- 0	1- 0	NEUTRAL	1- 0	1- 0	1- 0				
8- 4	2- 2	2- 2	CONFERENCE	0- 0	3- 0	1- 0				
5- 1	1- 1	2- 0	HOME	0- 0	1- 0	1- 0				
3- 3	1- 1	0- 2	AWAY	0- 0	2- 0	0- 0				
0- 0	0- 0	0- 0	NEUTRAL	0- 0	0- 0	0- 0				

RPI	S	Opponent	Score	RPI	S	Opponent	Score	RPI	S	Opponent	Score	RPI	S	Opponent	Score
3	H	South Carolina	51 57	26	A	Georgia	43 47	64	N	FGCU	65 60	118	N	Western Mich.	90 68
8	A	Texas	47 53	33	A	Missouri	54 66					122	H	Samford	68 47
14	A	Texas A&M	58 64	33	H	Missouri	52 42					123	A	LSU	71 52
15	H	Tennessee	65 63	43	N	South Fla.	68 58					130	A	Arkansas	65 55
22	A	Florida	76 70	50	H	Auburn	60 45					130	H	Arkansas	80 55
												151	H	Southern Miss.	78 65
												158	N	SMU	72 70
												159	H	Ole Miss	79 51
												176	A	Louisiana Tech	93 63
												214	H	Grambling	107 43
												262	H	Tennessee St.	82 54
												301	H	Savannah St.	92 25
												306	H	Southeastern La.	81 41
												346	H	Norfolk St.	92 34
												349	H	Mississippi Val.	109 37
LAST 12 Division I GAMES:															
14	A	Texas A&M	58 64	26	A	Georgia	43 47								
33	H	Missouri	52 42	159	H	Ole Miss	79 51								
123	A	LSU	71 52	33	A	Missouri	54 66								
130	A	Arkansas	65 55	130	H	Arkansas	80 55								
15	H	Tennessee	65 63	50	H	Auburn	60 45								
3	H	South Carolina	51 57	22	A	Florida	76 70								

Non-Div I Games:

Mississippi St.

■ Loss, 
 ■ Non-Conf, S Site, 
 ■ Home 
 ■ Away 
 N Neutral

Average RPI Win:	334	WON-LOST	WINNING	LAST 10	STRENGTH OF	OPP. STRENGTH	TEAM	ADJ.	CONF.	ADJ CONF.
Average RPI Loss:	225	RECORD	PCT. RANK	GAMES	SCHEDULE	OF SCHEDULE	RPI	RPI	RPI	RPI
DIV. I ONLY	1- 19	348	0- 10	329	322	349	349	32	32	
DIV. I NON-CONF.	0- 8	338	0- 0	186	66	326	326	31	31	
TOTALS	RPI 1-25	RPI 26-50	W-L RECORDS	RPI 51-100	RPI 101-150	RPI 150+				
1- 19	0- 1	0- 0	OVERALL	0- 1	0- 3	1- 14				
1- 6	0- 0	0- 0	HOME	0- 0	0- 0	1- 6				
0- 12	0- 1	0- 0	AWAY	0- 1	0- 3	0- 7				
0- 1	0- 0	0- 0	NEUTRAL	0- 0	0- 0	0- 1				
0- 8	0- 1	0- 0	NON-CONFERENCE	0- 1	0- 3	0- 3				
0- 0	0- 0	0- 0	HOME	0- 0	0- 0	0- 0				
0- 7	0- 1	0- 0	AWAY	0- 1	0- 3	0- 2				
0- 1	0- 0	0- 0	NEUTRAL	0- 0	0- 0	0- 1				
1- 11	0- 0	0- 0	CONFERENCE	0- 0	0- 0	1- 11				
1- 6	0- 0	0- 0	HOME	0- 0	0- 0	1- 6				
0- 5	0- 0	0- 0	AWAY	0- 0	0- 0	0- 5				
0- 0	0- 0	0- 0	NEUTRAL	0- 0	0- 0	0- 0				

RPI 1-25			RPI 26-50			RPI 51-100			RPI 101+			Team's RPI: 349
RPI	S	Opponent	Score	RPI	S	Opponent	Score	RPI	S	Opponent	Score	
25	A	Mississippi St.	37 109					71	A	Vanderbilt	39 89	
								130	A	Arkansas	46 86	
								141	A	UAB	33 80	
								148	A	Alabama	35 98	
								151	A	Southern Miss.	55 71	
								159	A	Ole Miss	61 97	
								177	H	Southern U.	36 99	
								214	H	Grambling	52 65	
								229	A	Texas Southern	38 76	
								280	A	Alabama St.	50 100	
								280	H	Alabama St.	51 79	
								281	A	Prairie View	57 80	
								319	H	Jackson St.	46 72	
								324	N	Nicholls St.	54 63	
								327	A	Alcorn	39 75	
								327	H	Alcorn	66 81	
								334	H	Ark.-Pine Bluff	62 60	
								344	A	Alabama A&M	68 79	
								344	H	Alabama A&M	74 84	
LAST 12 Division I GAMES:												
327	A	Alcorn	39 75	229	A	Texas Southern	38 76					
344	H	Alabama A&M	74 84	177	H	Southern U.	36 99					
280	H	Alabama St.	51 79	327	H	Alcorn	66 81					
214	H	Grambling	52 65	344	A	Alabama A&M	68 79					
319	H	Jackson St.	46 72	280	A	Alabama St.	50 100					
281	A	Prairie View	57 80	334	H	Ark.-Pine Bluff	62 60					

Non-Div I Games: Philander Smith 64 53 Blue Mountain 72 67

Mississippi Val.

Loss, Non-Conf, S Site, H Home A Away N Neutral

Average RPI Win: 152		WON-LOST	WINNING	LAST 10	STRENGTH OF	OPP. STRENGTH	TEAM	ADJ.	CONF.	ADJ CONF.
Average RPI Loss: 36		RECORD	PCT. RANK	GAMES	SCHEDULE	OF SCHEDULE	RPI	RPI	RPI	RPI
DIV. I ONLY		20- 6	38	6- 4	68	38	33	33	2	2
DIV. I NON-CONF.		13- 0	1	0- 0	232	157	32	32	2	2
TOTALS		RPI 1-25	RPI 26-50	W-L RECORDS	RPI 51-100	RPI 101-150	RPI 150+			
20- 6	2- 4		1- 1	OVERALL	3- 0	4- 1	10- 0			
13- 2	2- 1		0- 1	HOME	1- 0	4- 0	6- 0			
6- 4	0- 1		1- 0	AWAY	2- 0	0- 0	3- 0			
1- 0	0- 0		0- 0	NEUTRAL	0- 0	0- 0	1- 0			
13- 0	0- 0		0- 0	NON-CONFERENCE	3- 0	1- 0	9- 0			
8- 0	0- 0		0- 0	HOME	1- 0	1- 0	6- 0			
4- 0	0- 0		0- 0	AWAY	2- 0	0- 0	2- 0			
1- 0	0- 0		0- 0	NEUTRAL	0- 0	0- 0	1- 0			
7- 6	2- 4		1- 1	CONFERENCE	0- 0	3- 1	1- 0			
5- 2	2- 1		0- 1	HOME	0- 0	3- 0	0- 0			
2- 4	0- 3		1- 0	AWAY	0- 0	0- 1	1- 0			
0- 0	0- 0		0- 0	NEUTRAL	0- 0	0- 0	0- 0			

RPI	S	Opponent	Score	RPI	S	Opponent	Score	Team's RPI: 33	RPI	S	Opponent	Score	RPI	S	Opponent	Score
3	A	South Carolina	58 83	26	A	Georgia	54 48		57	A	St. Mary's (CA)	95 78	116	H	Wake Forest	94 81
14	A	Texas A&M	77 81	26	H	Georgia	50 65		85	A	Missouri St.	71 55	123	H	LSU	52 46
15	H	Tennessee	55 71						90	H	Charlotte	88 71	130	A	Arkansas	52 64
22	H	Florida	79 64										130	H	Arkansas	69 48
25	A	Mississippi St.	42 52										148	H	Alabama	63 52
25	H	Mississippi St.	66 54										159	A	Ole Miss	60 46
													165	H	SIUE	75 46
													172	N	Northeastern	69 56
													179	A	Colorado	79 75
													198	H	Southeast Mo. St.	74 32
													210	H	Texas St.	82 56
													238	H	Loyola Marymount	80 48
													278	H	Lamar	91 57
													294	A	Wichita St.	57 37
													334	H	Ark.-Pine Bluff	85 34
LAST 12 Division I GAMES:																
130	H	Arkansas	69 48	22	H	Florida	79 64									
148	H	Alabama	63 52	14	A	Texas A&M	77 81									
25	A	Mississippi St.	42 52	130	A	Arkansas	52 64									
26	H	Georgia	50 65	25	H	Mississippi St.	66 54									
159	A	Ole Miss	60 46	3	A	South Carolina	58 83									
123	H	LSU	52 46	26	A	Georgia	54 48									

Non-Div I Games:

Missouri

■ Loss, 
 ■ Non-Conf, S Site, 
 ■ Home 
 ■ Away 
 N Neutral

Average RPI Win:	206	WON-LOST	WINNING	LAST 10	STRENGTH OF	OPP. STRENGTH	TEAM	ADJ.	CONF.	ADJ CONF.
Average RPI Loss:	67	RECORD	PCT. RANK	GAMES	SCHEDULE	OF SCHEDULE	RPI	RPI	RPI	RPI
DIV. I ONLY	16- 8	84	8- 2	112	138	85	85	21	21	
DIV. I NON-CONF.	6- 5	146	0- 0	28	26	73	73	17	17	
TOTALS	RPI 1-25	RPI 26-50	W-L RECORDS	RPI 51-100	RPI 101-150	RPI 150+				
16- 8	0- 2	0- 1	OVERALL	0- 2	5- 3	11- 0				
6- 4	0- 1	0- 1	HOME	0- 0	2- 2	4- 0				
9- 2	0- 0	0- 0	AWAY	0- 1	3- 1	6- 0				
1- 2	0- 1	0- 0	NEUTRAL	0- 1	0- 0	1- 0				
6- 5	0- 2	0- 1	NON-CONFERENCE	0- 2	3- 0	3- 0				
2- 2	0- 1	0- 1	HOME	0- 0	1- 0	1- 0				
3- 1	0- 0	0- 0	AWAY	0- 1	2- 0	1- 0				
1- 2	0- 1	0- 0	NEUTRAL	0- 1	0- 0	1- 0				
10- 3	0- 0	0- 0	CONFERENCE	0- 0	2- 3	8- 0				
4- 2	0- 0	0- 0	HOME	0- 0	1- 2	3- 0				
6- 1	0- 0	0- 0	AWAY	0- 0	1- 1	5- 0				
0- 0	0- 0	0- 0	NEUTRAL	0- 0	0- 0	0- 0				

RPI 1-25				RPI 26-50				RPI 51-100				Team's RPI: 85	RPI 101+			
RPI	S	Opponent	Score	RPI	S	Opponent	Score	RPI	S	Opponent	Score		RPI	S	Opponent	Score
6	N	Stanford	65 82	33	H	Missouri	55 71	72	A	Middle Tenn.	54 70		107	A	Drake	72 95
16	H	Oklahoma St.	55 74					76	N	Maine	65 69		107	H	Drake	75 82
													121	A	UNI	78 75
													121	H	UNI	60 65
													130	A	Arkansas	69 54
													135	A	Little Rock	64 58
													136	H	Oral Roberts	72 64
													145	H	Southern Ill.	82 77
													159	A	Ole Miss	91 78
													167	A	Loyola Chicago	73 62
													167	H	Loyola Chicago	91 81
													183	N	Marist	77 45
													197	H	Eastern Ky.	87 63
													233	A	Indiana St.	59 51
													294	A	Wichita St.	77 57
													298	A	Bradley	55 44
													298	H	Bradley	59 56
													315	A	Illinois St.	73 51
													322	H	Evansville	77 70
LAST 12 Division I GAMES:																
298	H	Bradley	59 56	322	H	Evansville	77 70									
167	H	Loyola Chicago	91 81	167	A	Loyola Chicago	73 62									
107	A	Drake	72 95	298	A	Bradley	55 44									
121	A	UNI	78 75	121	H	UNI	60 65									
294	A	Wichita St.	77 57	107	H	Drake	75 82									
145	H	Southern Ill.	82 77	233	A	Indiana St.	59 51									

Non-Div I Games: MidAmerica Naz. 88 61

Missouri St.

Average RPI Win:	241	WON-LOST	WINNING	LAST 10	STRENGTH OF	OPP. STRENGTH	TEAM	ADJ.	CONF.	ADJ CONF.
Average RPI Loss:	193	RECORD	PCT. RANK	GAMES	SCHEDULE	OF SCHEDULE	RPI	RPI	RPI	RPI
DIV. I ONLY	9- 16	250	4- 6	257	284	273	273	23	23	
DIV. I NON-CONF.	2- 7	280	0- 0	313	314	332	332	24	24	
TOTALS	RPI 1-25	RPI 26-50	W-L RECORDS	RPI 51-100	RPI 101-150	RPI 150+				
9- 16	0- 0	0- 1	OVERALL	0- 0	1- 4	8- 11				
6- 6	0- 0	0- 0	HOME	0- 0	1- 2	5- 4				
3- 10	0- 0	0- 1	AWAY	0- 0	0- 2	3- 7				
0- 0	0- 0	0- 0	NEUTRAL	0- 0	0- 0	0- 0				
2- 7	0- 0	0- 1	NON-CONFERENCE	0- 0	0- 1	2- 5				
1- 3	0- 0	0- 0	HOME	0- 0	0- 1	1- 2				
1- 4	0- 0	0- 1	AWAY	0- 0	0- 0	1- 3				
0- 0	0- 0	0- 0	NEUTRAL	0- 0	0- 0	0- 0				
7- 9	0- 0	0- 0	CONFERENCE	0- 0	1- 3	6- 6				
5- 3	0- 0	0- 0	HOME	0- 0	1- 1	4- 2				
2- 6	0- 0	0- 0	AWAY	0- 0	0- 2	2- 4				
0- 0	0- 0	0- 0	NEUTRAL	0- 0	0- 0	0- 0				

RPI 1-25			RPI 26-50			RPI 51-100			RPI 101+ Team's RPI: 273		
RPI	S	Opponent	Score	RPI	S	Opponent	Score	RPI	S	Opponent	Score
				38	A	Princeton	70 81				
								106	H	Eastern Mich.	68 78
								108	A	Quinnipiac	58 85
								108	H	Quinnipiac	63 60
								110	A	Iona	56 68
								110	H	Iona	49 64
								183	A	Marist	55 78
								183	H	Marist	60 52
								193	H	Robert Morris	47 60
								201	H	Canisius	79 75
								211	A	Fairfield	70 80
								211	H	Fairfield	60 68
								213	A	Lehigh	88 95
								216	A	Siena	54 64
								216	H	Siena	63 69
								228	A	Manhattan	57 56
								228	H	Manhattan	72 62
								253	A	Providence	59 71
								279	H	La Salle	50 65
								287	A	Rider	87 75
								291	A	Colgate	86 80
								302	H	Niagara	83 60
								303	A	Fairleigh Dickinson	75 81
								333	A	Saint Peter's	62 67
								345	H	St. Francis Brooklyn	63 54
LAST 12 Division I GAMES:											
211	A	Fairfield	70 80	108	A	Quinnipiac	58 85				
228	A	Manhattan	57 56	110	H	Iona	49 64				
201	H	Canisius	79 75	287	A	Rider	87 75				
110	A	Iona	56 68	183	A	Marist	55 78				
228	H	Manhattan	72 62	216	A	Siena	54 64				
211	H	Fairfield	60 68	183	H	Marist	60 52				

Non-Div I Games:

Monmouth

■ Loss, 
 ■ Non-Conf, 
 ■ S Site, 
 ■ H Home 
 ■ A Away 
 N Neutral



Average RPI Win: <b>247</b>	WON-LOST	WINNING	LAST 10	STRENGTH OF	OPP. STRENGTH	TEAM	ADJ.	CONF.	ADJ CONF.
Average RPI Loss: <b>170</b>	RECORD	PCT. RANK	GAMES	SCHEDULE	OF SCHEDULE	RPI	RPI	RPI	RPI
DIV. I ONLY	<b>14- 9</b>	<b>107</b>	<b>5- 5</b>	<b>330</b>	<b>158</b>	<b>207</b>	<b>207</b>	<b>20</b>	<b>20</b>
DIV. I NON-CONF.	<b>6- 4</b>	<b>125</b>	<b>0- 0</b>	<b>272</b>	<b>210</b>	<b>197</b>	<b>197</b>	<b>21</b>	<b>21</b>
TOTALS	RPI 1-25	RPI 26-50	W-L RECORDS	RPI 51-100	RPI 101-150	RPI 150+			
14- 9	0- 0	0- 1	OVERALL	1- 0	0- 2	13- 6			
10- 2	0- 0	0- 0	HOME	0- 0	0- 1	10- 1			
3- 7	0- 0	0- 1	AWAY	0- 0	0- 1	3- 5			
1- 0	0- 0	0- 0	NEUTRAL	1- 0	0- 0	0- 0			
6- 4	0- 0	0- 1	NON-CONFERENCE	1- 0	0- 0	5- 3			
5- 1	0- 0	0- 0	HOME	0- 0	0- 0	5- 1			
0- 3	0- 0	0- 1	AWAY	0- 0	0- 0	0- 2			
1- 0	0- 0	0- 0	NEUTRAL	1- 0	0- 0	0- 0			
8- 5	0- 0	0- 0	CONFERENCE	0- 0	0- 2	8- 3			
5- 1	0- 0	0- 0	HOME	0- 0	0- 1	5- 0			
3- 4	0- 0	0- 0	AWAY	0- 0	0- 1	3- 3			
0- 0	0- 0	0- 0	NEUTRAL	0- 0	0- 0	0- 0			

RPI 1-25	RPI 26-50	RPI 51-100	RPI 101+ Team's RPI: 207
RPI S Opponent Score	RPI S Opponent Score	RPI S Opponent Score	RPI S Opponent Score
	45 A Colorado St. 43 75	87 N Drexel 58 50	128 H North Dakota 59 61
			132 A Idaho 61 78
			157 H Pacific 64 54
			160 A Montana St. 52 61
			169 H Northern Colo. 58 46
			171 H Fla. Atlantic 83 69
			175 A Eastern Wash. 65 67
			187 A Sacramento St. 75 83
			187 H Sacramento St. 90 83
			213 A Lehigh 53 80
			217 H Utah St. 86 70
			236 A Wyoming 61 68
			255 H Seattle 44 58
			269 A Northern Ariz. 61 57
			269 H Northern Ariz. 81 58
			282 H Portland 90 67
			325 A Portland St. 79 58
			325 H Portland St. 76 57
			330 A Southern Utah 81 50
			330 H Southern Utah 66 60
			337 H Cal St. Fullerton 86 51
LAST 12 Division I GAMES:			
269 A Northern Ariz. 61 57	132 A Idaho 61 78		
330 A Southern Utah 81 50	128 H North Dakota 59 61		
325 H Portland St. 76 57	169 H Northern Colo. 58 46		
187 H Sacramento St. 90 83	187 A Sacramento St. 75 83		
160 A Montana St. 52 61	325 A Portland St. 79 58		
175 A Eastern Wash. 65 67	330 H Southern Utah 66 60		

Non-Div I Games: Mont. St.-Northern 80 32

Montana

Loss, Non-Conf, S Site, H Home A Away N Neutral

Average RPI Win:	258	WON-LOST	WINNING	LAST 10	STRENGTH OF	OPP. STRENGTH	TEAM	ADJ.	CONF.	ADJ CONF.
Average RPI Loss:	157	RECORD	PCT. RANK	GAMES	SCHEDULE	OF SCHEDULE	RPI	RPI	RPI	RPI
DIV. I ONLY	17- 5	37	9- 1	346	161	160	160	20	20	
DIV. I NON-CONF.	5- 4	138	0- 0	344	243	248	248	21	21	
TOTALS	RPI 1-25	RPI 26-50	W-L RECORDS	RPI 51-100	RPI 101-150	RPI 150+				
17- 5	0- 0	0- 0	OVERALL	0- 2	2- 0	15- 3				
9- 1	0- 0	0- 0	HOME	0- 1	1- 0	8- 0				
7- 4	0- 0	0- 0	AWAY	0- 1	1- 0	6- 3				
1- 0	0- 0	0- 0	NEUTRAL	0- 0	0- 0	1- 0				
5- 4	0- 0	0- 0	NON-CONFERENCE	0- 2	0- 0	5- 2				
2- 1	0- 0	0- 0	HOME	0- 1	0- 0	2- 0				
2- 3	0- 0	0- 0	AWAY	0- 1	0- 0	2- 2				
1- 0	0- 0	0- 0	NEUTRAL	0- 0	0- 0	1- 0				
12- 1	0- 0	0- 0	CONFERENCE	0- 0	2- 0	10- 1				
7- 0	0- 0	0- 0	HOME	0- 0	1- 0	6- 0				
5- 1	0- 0	0- 0	AWAY	0- 0	1- 0	4- 1				
0- 0	0- 0	0- 0	NEUTRAL	0- 0	0- 0	0- 0				

RPI S	Opponent	Score	RPI S	Opponent	Score	RPI S	Opponent	Score	RPI S	Opponent	Score	Team's RPI: 160
						83	H San Diego	49 62	128	H North Dakota	69 61	
						96	A Gonzaga	52 65	132	A Idaho	62 59	
									169	H Northern Colo.	66 58	
									175	A Eastern Wash.	69 81	
									187	A Sacramento St.	80 79	
									187	H Sacramento St.	116 99	
									196	A Cal Poly	57 66	
									207	H Montana	61 52	
									236	A Wyoming	69 75	
									255	A Seattle	80 51	
									269	A Northern Ariz.	83 72	
									269	H Northern Ariz.	86 77	
									282	H Portland	86 57	
									322	N Evansville	81 55	
									325	A Portland St.	106 59	
									325	H Portland St.	74 64	
									329	A Nevada	66 53	
									330	A Southern Utah	87 66	
									330	H Southern Utah	86 59	
									337	H Cal St. Fullerton	89 66	
LAST 12 Division I GAMES:												
330	A	Southern Utah	87	66	175	A	Eastern Wash.	69	81			
269	A	Northern Ariz.	83	72	169	H	Northern Colo.	66	58			
187	H	Sacramento St.	116	99	128	H	North Dakota	69	61			
325	H	Portland St.	74	64	325	A	Portland St.	106	59			
207	H	Montana	61	52	187	A	Sacramento St.	80	79			
132	A	Idaho	62	59	269	H	Northern Ariz.	86	77			

Non-Div I Games: Montana Western 74 36 Carroll (MT) 74 34

Montana St.

Loss, Non-Conf, S Site, H Home A Away N Neutral

Average RPI Win:	305	WON-LOST	WINNING	LAST 10	STRENGTH OF	OPP. STRENGTH	TEAM	ADJ.	CONF.	ADJ CONF.
Average RPI Loss:	180	RECORD	PCT. RANK	GAMES	SCHEDULE	OF SCHEDULE	RPI	RPI	RPI	RPI
DIV. I ONLY	7- 17	277	3- 7	289	285	296	296	24	24	
DIV. I NON-CONF.	4- 8	234	0- 0	278	321	271	271	23	23	
TOTALS	RPI 1-25	RPI 26-50	W-L RECORDS	RPI 51-100	RPI 101-150	RPI 150+				
7- 17	0- 1	0- 1	OVERALL	0- 3	0- 2	7- 10				
4- 6	0- 0	0- 0	HOME	0- 2	0- 1	4- 3				
3- 11	0- 0	0- 0	AWAY	0- 0	0- 0	3- 0				
0- 0	0- 0	0- 0	NEUTRAL	0- 0	0- 0	0- 0				
4- 8	0- 1	0- 1	NON-CONFERENCE	0- 0	0- 2	4- 4				
2- 2	0- 0	0- 0	HOME	0- 0	0- 1	2- 1				
2- 6	0- 1	0- 1	AWAY	0- 0	0- 1	2- 3				
0- 0	0- 0	0- 0	NEUTRAL	0- 0	0- 0	0- 0				
3- 9	0- 0	0- 0	CONFERENCE	0- 3	0- 0	3- 6				
2- 4	0- 0	0- 0	HOME	0- 2	0- 0	2- 2				
1- 5	0- 0	0- 0	AWAY	0- 1	0- 0	1- 4				
0- 0	0- 0	0- 0	NEUTRAL	0- 0	0- 0	0- 0				

RPI 1-25				RPI 26-50				RPI 51-100				RPI 101+ Team's RPI: 296			
RPI	S	Opponent	Score	RPI	S	Opponent	Score	RPI	S	Opponent	Score	RPI	S	Opponent	Score
17	A	Kentucky	57 112	37	A	West Virginia	56 94	99	A	Belmont	71 99	143	H	Marshall	101 104
								99	H	Belmont	74 89	145	A	Southern Ill.	69 102
								100	H	UT Martin	67 85	165	A	SIUE	81 90
												197	A	Eastern Ky.	93 100
												198	H	Southeast Mo. St.	79 89
												205	H	USC Upstate	72 86
												260	A	UC Santa Barbara	78 93
												262	A	Tennessee St.	76 78
												263	A	Miami (OH)	57 59
												266	A	Murray St.	79 83
												267	H	Austin Peay	75 96
												268	A	Georgia St.	99 90
												274	H	Tennessee Tech	75 71
												282	H	Jacksonville St.	67 63
												297	H	Kennesaw St.	83 77
												335	A	Lipscomb	92 77
												336	A	Chicago St.	71 75
												338	A	Eastern Ill.	85 77
												344	H	Alabama A&M	112 69
LAST 12 Division I GAMES:															
				99	H	Belmont	74 89	267	H	Austin Peay	75 96				
				262	A	Tennessee St.	76 78	338	A	Eastern Ill.	85 77				
				99	A	Belmont	71 99	165	A	SIUE	81 90				
				197	A	Eastern Ky.	93 100	100	H	UT Martin	67 85				
				274	H	Tennessee Tech	75 71	198	H	Southeast Mo. St.	79 89				
				282	H	Jacksonville St.	67 63	266	A	Murray St.	79 83				

Non-Div I Games: Ky. Christian 121 91 Mt. St. Joseph 117 53

Morehead St.

■ Loss, 
 ■ Non-Conf, S Site, 
 ■ Home 
 ■ Away 
 N Neutral

Average RPI Win:	291	WON-LOST	WINNING	LAST 10	STRENGTH OF	OPP. STRENGTH	TEAM	ADJ.	CONF.	ADJ CONF.
Average RPI Loss:	152	RECORD	PCT. RANK	GAMES	SCHEDULE	OF SCHEDULE	RPI	RPI	RPI	RPI
DIV. I ONLY	10- 12	201	8- 2	219	336	218	218	30	30	
DIV. I NON-CONF.	1- 10	330	1- 2	19	293	247	247	30	30	
TOTALS	RPI 1-25	RPI 26-50	W-L RECORDS	RPI 51-100	RPI 101-150	RPI 150+				
10- 12	0- 1	0- 2	OVERALL	1- 0	0- 2	9- 7				
5- 3	0- 0	0- 0	HOME	1- 0	0- 0	4- 3				
5- 7	0- 0	0- 0	AWAY	0- 0	0- 0	5- 1				
0- 2	0- 0	0- 1	NEUTRAL	0- 0	0- 0	0- 1				
1- 10	0- 1	0- 2	NON-CONFERENCE	1- 0	0- 2	0- 5				
1- 2	0- 0	0- 0	HOME	1- 0	0- 0	0- 2				
0- 6	0- 1	0- 1	AWAY	0- 0	0- 2	0- 2				
0- 2	0- 0	0- 1	NEUTRAL	0- 0	0- 0	0- 1				
9- 2	0- 0	0- 0	CONFERENCE	0- 0	0- 0	9- 2				
4- 1	0- 0	0- 0	HOME	0- 0	0- 0	4- 1				
5- 1	0- 0	0- 0	AWAY	0- 0	0- 0	5- 1				
0- 0	0- 0	0- 0	NEUTRAL	0- 0	0- 0	0- 0				

RPI S	Opponent	Score	RPI S	Opponent	Score	RPI S	Opponent	Score	RPI S	Opponent	Score	Team's RPI: 218
19 A	Syracuse	61 90	35 A	James Madison	31 92	88 H	Bucknell	64 50	110 A	Virginia Tech	33 73	
			45 N	Colorado St.	36 54				139 A	Stony Brook	42 46	
									162 H	Hampton	51 65	
									170 H	UMBC	46 65	
									188 A	Brown	45 72	
									193 A	Robert Morris	44 76	
									216 N	Siena	46 69	
									255 A	Bethune-Cookman	48 63	
									272 H	Coppin St.	72 51	
									295 H	UMKC	50 59	
									300 A	Florida A&M	67 62	
									301 A	Savannah St.	66 60	
									304 A	UMES	77 69	
									311 A	South Carolina St.	62 56	
									318 H	Howard	78 66	
									323 H	Delaware St.	56 49	
									346 A	Norfolk St.	59 56	
									346 H	Norfolk St.	67 58	
LAST 12 Division I GAMES:												
346 A	Norfolk St.	59 56	300 A	Florida A&M	67 62							
311 A	South Carolina St.	62 56	304 A	UMES	77 69							
301 A	Savannah St.	66 60	323 H	Delaware St.	56 49							
272 H	Coppin St.	72 51	295 H	UMKC	50 59							
318 H	Howard	78 66	88 H	Bucknell	64 50							
255 A	Bethune-Cookman	48 63	139 A	Stony Brook	42 46							

Non-Div I Games: Washington Adventis74 36

Morgan St.

■ Loss, 
 ■ Non-Conf, 
 ■ S Site, 
 ■ H Home 
 ■ A Away 
 N Neutral

Average RPI Win:	322	WON-LOST	WINNING	LAST 10	STRENGTH OF	OPP. STRENGTH	TEAM	ADJ.	CONF.	ADJ CONF.
Average RPI Loss:	240	RECORD	PCT. RANK	GAMES	SCHEDULE	OF SCHEDULE	RPI	RPI	RPI	RPI
DIV. I ONLY	6- 18	289	2- 8	337	347	339	339	31	31	
DIV. I NON-CONF.	2- 9	296	0- 0	319	330	334	334	32	32	
TOTALS	RPI 1-25	RPI 26-50	W-L RECORDS	RPI 51-100	RPI 101-150	RPI 150+				
6- 18	0- 0	0- 0	OVERALL	0- 1	0- 2	6- 15				
3- 8	0- 0	0- 0	HOME	0- 0	0- 0	3- 8				
3- 10	0- 0	0- 0	AWAY	0- 0	0- 0	3- 3				
0- 0	0- 0	0- 0	NEUTRAL	0- 0	0- 0	0- 0				
2- 9	0- 0	0- 0	NON-CONFERENCE	0- 1	0- 2	2- 6				
0- 4	0- 0	0- 0	HOME	0- 0	0- 0	0- 4				
2- 5	0- 0	0- 0	AWAY	0- 1	0- 2	2- 2				
0- 0	0- 0	0- 0	NEUTRAL	0- 0	0- 0	0- 0				
4- 9	0- 0	0- 0	CONFERENCE	0- 0	0- 0	4- 9				
3- 4	0- 0	0- 0	HOME	0- 0	0- 0	3- 4				
1- 5	0- 0	0- 0	AWAY	0- 0	0- 0	1- 5				
0- 0	0- 0	0- 0	NEUTRAL	0- 0	0- 0	0- 0				

RPI 1-25			RPI 26-50			RPI 51-100			RPI 101+			Team's RPI: 339
RPI	S	Opponent	Score	RPI	S	Opponent	Score	RPI	S	Opponent	Score	
						88 A Bucknell	45 71	110 A Virginia Tech		42 59		
								129 A Pittsburgh		57 74		
								193 A Robert Morris		56 61		
								193 H Robert Morris		67 74		
								221 H William & Mary		74 76		
								223 H Bryant		59 70		
								250 A Sacred Heart		58 61		
								259 H Loyola Maryland		63 65		
								271 A Saint Francis (PA)		57 87		
								271 H Saint Francis (PA)		64 73		
								272 A Coppin St.		55 66		
								276 H Central Conn. St.		54 48		
								284 A Campbell		53 62		
								302 H Niagara		51 53		
								303 A Fairleigh Dickinson		53 66		
								304 A UMES		57 50		
								318 H Howard		49 62		
								320 A LIU Brooklyn		50 53		
								320 H LIU Brooklyn		51 61		
								323 A Delaware St.		54 41		
								343 A Wagner		59 50		
								343 H Wagner		64 55		
								345 H St. Francis Brooklyn		66 56		
LAST 12 Division I GAMES:												
271 H Saint Francis (PA)		64 73	303 A Fairleigh Dickinson		53 66							
343 A Wagner		59 50	193 A Robert Morris		56 61							
320 A LIU Brooklyn		50 53	271 A Saint Francis (PA)		57 87							
193 H Robert Morris		67 74	223 H Bryant		59 70							
343 H Wagner		64 55	276 H Central Conn. St.		54 48							
250 A Sacred Heart		58 61	345 H St. Francis Brooklyn		66 56							

Non-Div I Games:

Mt. St. Mary's

Average RPI Win: <b>276</b>	WON-LOST	WINNING	LAST 10	STRENGTH OF	OPP. STRENGTH	TEAM	ADJ.	CONF.	ADJ CONF.
Average RPI Loss: <b>179</b>	RECORD	PCT. RANK	GAMES	SCHEDULE	OF SCHEDULE	RPI	RPI	RPI	RPI
DIV. I ONLY	8- 14	248	4- 6	264	296	266	266	24	24
DIV. I NON-CONF.	2- 7	280	0- 0	233	337	268	268	23	23
TOTALS	RPI 1-25	RPI 26-50	W-L RECORDS	RPI 51-100	RPI 101-150	RPI 150+			
8- 14	0- 1	0- 0	OVERALL	0- 2	0- 4	8- 7			
5- 4	0- 0	0- 0	HOME	0- 0	0- 2	5- 2			
3- 10	0- 1	0- 0	AWAY	0- 2	0- 2	3- 5			
0- 0	0- 0	0- 0	NEUTRAL	0- 0	0- 0	0- 0			
2- 7	0- 1	0- 0	NON-CONFERENCE	0- 0	0- 4	2- 2			
0- 2	0- 0	0- 0	HOME	0- 0	0- 2	0- 0			
2- 5	0- 1	0- 0	AWAY	0- 0	0- 2	2- 2			
0- 0	0- 0	0- 0	NEUTRAL	0- 0	0- 0	0- 0			
6- 7	0- 0	0- 0	CONFERENCE	0- 2	0- 0	6- 5			
5- 2	0- 0	0- 0	HOME	0- 0	0- 0	5- 2			
1- 5	0- 0	0- 0	AWAY	0- 2	0- 0	1- 3			
0- 0	0- 0	0- 0	NEUTRAL	0- 0	0- 0	0- 0			

RPI 1-25				RPI 26-50				RPI 51-100				RPI 101+ Team's RPI: 266			
RPI	S	Opponent	Score	RPI	S	Opponent	Score	RPI	S	Opponent	Score	RPI	S	Opponent	Score
13	A	Florida St.	59 <b>101</b>					99	A	Belmont	61 <b>87</b>	127	A	Central Ark.	40 <b>50</b>
								100	A	UT Martin	62 <b>92</b>	127	H	Central Ark.	51 <b>61</b>
												145	H	Southern Ill.	57 <b>70</b>
												146	A	Jacksonville	54 <b>79</b>
												165	A	SIUE	79 76
												165	H	SIUE	61 <b>64</b>
												197	A	Eastern Ky.	60 <b>72</b>
												198	A	Southeast Mo. St.	59 <b>96</b>
												198	H	Southeast Mo. St.	80 61
												262	A	Tennessee St.	58 <b>69</b>
												267	H	Austin Peay	75 72
												274	H	Tennessee Tech	56 50
												282	H	Jacksonville St.	71 <b>74</b>
												296	H	Morehead St.	83 79
												315	A	Illinois St.	76 <b>81</b>
												322	A	Evansville	73 54
												335	A	Lipscomb	85 <b>93</b>
												338	H	Eastern Ill.	66 56
												344	A	Alabama A&M	76 59
LAST 12 Division I GAMES:															
198	H	Southeast Mo. St.	80 61	165	H	SIUE	61 <b>64</b>								
165	A	SIUE	79 76	197	A	Eastern Ky.	60 <b>72</b>								
267	H	Austin Peay	75 72	262	A	Tennessee St.	58 <b>69</b>								
198	A	Southeast Mo. St.	59 <b>96</b>	99	A	Belmont	61 <b>87</b>								
100	A	UT Martin	62 <b>92</b>	282	H	Jacksonville St.	71 <b>74</b>								
338	H	Eastern Ill.	66 56	274	H	Tennessee Tech	56 50								

Non-Div I Games: Blue Mountain 89 64 Oakland City 91 75

Murray St.

Loss, Non-Conf, S Site, H Home A Away N Neutral

Average RPI Win:	319	WON-LOST	WINNING	LAST 10	STRENGTH OF	OPP. STRENGTH	TEAM	ADJ.	CONF.	ADJ CONF.
Average RPI Loss:	176	RECORD	PCT. RANK	GAMES	SCHEDULE	OF SCHEDULE	RPI	RPI	RPI	RPI
DIV. I ONLY	10- 10	166	7- 2	328	306	264	264	30	30	
DIV. I NON-CONF.	2- 7	280	0- 2	147	192	251	251	30	30	
TOTALS	RPI 1-25	RPI 26-50	W-L RECORDS	RPI 51-100	RPI 101-150	RPI 150+				
10- 10	0- 2	0- 0	OVERALL	0- 1	0- 1	10- 6				
4- 4	0- 0	0- 0	HOME	0- 1	0- 1	4- 2				
4- 5	0- 1	0- 0	AWAY	0- 0	0- 0	4- 4				
2- 1	0- 1	0- 0	NEUTRAL	0- 0	0- 0	2- 0				
2- 7	0- 2	0- 0	NON-CONFERENCE	0- 1	0- 1	2- 3				
0- 2	0- 0	0- 0	HOME	0- 1	0- 1	0- 0				
0- 4	0- 1	0- 0	AWAY	0- 0	0- 0	0- 3				
2- 1	0- 1	0- 0	NEUTRAL	0- 0	0- 0	2- 0				
8- 3	0- 0	0- 0	CONFERENCE	0- 0	0- 0	8- 3				
4- 2	0- 0	0- 0	HOME	0- 0	0- 0	4- 2				
4- 1	0- 0	0- 0	AWAY	0- 0	0- 0	4- 1				
0- 0	0- 0	0- 0	NEUTRAL	0- 0	0- 0	0- 0				

RPI S	Opponent	Score	RPI S	Opponent	Score	RPI S	Opponent	Score	RPI S	Opponent	Score	Team's RPI: 264
5	A Ohio St.	56 89				64	H FGCU	36 60	105	H VCU	49 64	
21	N Duquesne	67 81							162	H Hampton	52 55	
									249	A Navy	48 52	
									272	A Coppin St.	59 65	
									284	A Campbell	55 56	
									294	A Wichita St.	53 55	
									300	H Florida A&M	80 51	
									301	A Savannah St.	69 59	
									301	H Savannah St.	60 31	
									304	H UMES	50 56	
									309	N North Dakota St.	72 64	
									311	A South Carolina St.	57 54	
									318	H Howard	88 70	
									323	A Delaware St.	84 64	
									330	N Southern Utah	78 65	
									346	H Norfolk St.	64 53	
									348	A N.C. Central	76 54	
LAST 12 Division I GAMES:												
300	H Florida A&M	80 51	162	H Hampton	52 55							
348	A N.C. Central	76 54	311	A South Carolina St.	57 54							
301	H Savannah St.	60 31	301	A Savannah St.	69 59							
323	A Delaware St.	84 64	105	H VCU	49 64							
272	A Coppin St.	59 65	294	A Wichita St.	53 55							
346	H Norfolk St.	64 53	309	N North Dakota St.	72 64							

Non-Div I Games: Pfeiffer 74 55 North Greenville 64 37

N.C. A&T

Loss, Non-Conf, S Site, H Home A Away N Neutral

N.C. Central

Through Games Of Feb. 14, 2016

Average RPI Win:	288	WON-LOST	WINNING	LAST 10	STRENGTH OF	OPP. STRENGTH	TEAM	ADJ.	CONF.	ADJ CONF.
Average RPI Loss:	255	RECORD	PCT. RANK	GAMES	SCHEDULE	OF SCHEDULE	RPI	RPI	RPI	RPI
DIV. I ONLY	3- 17	333	2- 7	344	345	348	348	30	30	
DIV. I NON-CONF.	1- 9	325	1- 2	318	325	347	347	30	30	
TOTALS	RPI 1-25	RPI 26-50	W-L RECORDS	RPI 51-100	RPI 101-150	RPI 150+				
3- 17	0- 0	0- 0	OVERALL	0- 2	0- 0	3- 15				
3- 5	0- 0	0- 0	HOME	0- 0	0- 0	3- 5				
0- 12	0- 0	0- 0	AWAY	0- 2	0- 0	0- 10				
0- 0	0- 0	0- 0	NEUTRAL	0- 0	0- 0	0- 0				
1- 9	0- 0	0- 0	NON-CONFERENCE	0- 2	0- 0	1- 7				
1- 1	0- 0	0- 0	HOME	0- 0	0- 0	1- 1				
0- 8	0- 0	0- 0	AWAY	0- 2	0- 0	0- 6				
0- 0	0- 0	0- 0	NEUTRAL	0- 0	0- 0	0- 0				
2- 8	0- 0	0- 0	CONFERENCE	0- 0	0- 0	2- 8				
2- 4	0- 0	0- 0	HOME	0- 0	0- 0	2- 4				
0- 4	0- 0	0- 0	AWAY	0- 0	0- 0	0- 4				
0- 0	0- 0	0- 0	NEUTRAL	0- 0	0- 0	0- 0				

RPI S	Opponent	Score	RPI S	Opponent	Score	RPI S	Opponent	Score	RPI S	Opponent	Score	Team's RPI: 348
68	A Nebraska	47	88	162	H Hampton	42	76	205	A USC Upstate	46	68	
90	A Charlotte	52	67	215	H Furman	66	61	225	A Presbyterian	50	60	
				255	H Bethune-Cookman	46	63	264	H N.C. A&T	54	76	
				284	H Campbell	48	57	292	A UNCG	56	103	
				300	A Florida A&M	45	55	301	A Savannah St.	39	57	
				304	H UMES	49	46	310	A Wofford	37	60	
				311	A South Carolina St.	51	58	312	A Winthrop	39	62	
				316	A Longwood	49	60	318	H Howard	61	68	
				323	A Delaware St.	56	66	346	H Norfolk St.	63	62	
LAST 12 Division I GAMES:												
255	H Bethune-Cookman	46	63	301	A Savannah St.	39	57					
264	H N.C. A&T	54	76	311	A South Carolina St.	51	58					
300	A Florida A&M	45	55	215	H Furman	66	61					
323	A Delaware St.	56	66	292	A UNCG	56	103					
162	H Hampton	42	76	225	A Presbyterian	50	60					
346	H Norfolk St.	63	62	205	A USC Upstate	46	68					

Non-Div I Games: Johnson & Wales (NC68 58

N.C. Central

Loss, Non-Conf, S Site, H Home A Away N Neutral



NJIT				STRENGTH OF SCHEDULE	OPP. STRENGTH OF SCHEDULE	TEAM RPI	ADJ. RPI	CONF. RPI	ADJ CONF. RPI
Average RPI Win:	328	WON-LOST RECORD	WINNING PCT. RANK						
Average RPI Loss:	206		LAST 10 GAMES						
DIV. I ONLY	2- 21	342	1- 9	275	308	341	341	29	29
DIV. I NON-CONF.	1- 12	337	0- 2	257	329	337	337	27	27
-----									
TOTALS	RPI 1-25	RPI 26-50		W-L RECORDS	RPI 51-100	RPI 101-150	RPI 150+		
2- 21	0- 0	0- 0		OVERALL	0- 5	0- 2	2- 14		
1- 11	0- 0	0- 0		HOME	0- 2	0- 1	1- 8		
1- 10	0- 0	0- 0		AWAY	0- 3	0- 1	1- 6		
0- 0	0- 0	0- 0		NEUTRAL	0- 0	0- 0	0- 0		
1- 12	0- 0	0- 0		NON-CONFERENCE	0- 3	0- 1	1- 8		
0- 6	0- 0	0- 0		HOME	0- 1	0- 0	0- 5		
1- 6	0- 0	0- 0		AWAY	0- 2	0- 1	1- 3		
0- 0	0- 0	0- 0		NEUTRAL	0- 0	0- 0	0- 0		
1- 9	0- 0	0- 0		CONFERENCE	0- 2	0- 1	1- 6		
1- 5	0- 0	0- 0		HOME	0- 1	0- 1	1- 3		
0- 4	0- 0	0- 0		AWAY	0- 1	0- 0	0- 3		
0- 0	0- 0	0- 0		NEUTRAL	0- 0	0- 0	0- 0		

RPI 1-25				RPI 26-50				RPI 51-100				RPI 101+				Team's RPI: 341	
RPI	S	Opponent	Score	RPI	S	Opponent	Score	RPI	S	Opponent	Score	RPI	S	Opponent	Score		
								64	A	FGCU	37	70	143	A	Marshall	50	63
								64	H	FGCU	32	53	146	H	Jacksonville	36	65
								74	H	Army West Point	35	71	181	A	Stetson	55	60
								81	A	Minnesota	50	83	188	H	Brown	49	74
								94	A	Virginia	54	81	205	H	USC Upstate	41	58
													213	H	Lehigh	47	75
													220	A	Columbia	52	72
													232	A	Binghamton	50	54
													235	H	Dartmouth	39	46
													290	H	Vermont	46	54
													297	A	Kennesaw St.	48	64
													297	H	Kennesaw St.	77	82
													309	H	North Dakota St.	59	64
													313	H	North Florida	51	68
													320	A	LIU Brooklyn	53	44
													335	A	Lipscomb	49	63
													335	H	Lipscomb	61	51
													343	A	Wagner	53	76
LAST 12 Division I GAMES:																	
				64	H	FGCU	32	53					313	H	North Florida	51	68
				335	A	Lipscomb	49	63					64	A	FGCU	37	70
				297	H	Kennesaw St.	77	82					181	A	Stetson	55	60
				335	H	Lipscomb	61	51					220	A	Columbia	52	72
				297	A	Kennesaw St.	48	64					205	H	USC Upstate	41	58
				146	H	Jacksonville	36	65					188	H	Brown	49	74

Non-Div I Games: St. Joseph (VT) 71 50 St. Joseph's (Brklr) 78 41

NJIT

■ Loss, 
 ■ Non-Conf, 
 ■ S Site, 
 ■ H Home 
 ■ A Away 
 N Neutral

Average RPI Win: <b>278</b>	WON-LOST	WINNING	LAST 10	STRENGTH OF	OPP. STRENGTH	TEAM	ADJ.	CONF.	ADJ CONF.
Average RPI Loss: <b>172</b>	RECORD	PCT. RANK	GAMES	SCHEDULE	OF SCHEDULE	RPI	RPI	RPI	RPI
DIV. I ONLY	<b>12- 11</b>	<b>158</b>	<b>6- 4</b>	<b>304</b>	<b>311</b>	<b>249</b>	<b>249</b>	<b>26</b>	<b>26</b>
DIV. I NON-CONF.	<b>5- 5</b>	<b>160</b>	<b>0- 0</b>	<b>212</b>	<b>278</b>	<b>206</b>	<b>206</b>	<b>28</b>	<b>28</b>
TOTALS	RPI 1-25	RPI 26-50	W-L RECORDS	RPI 51-100	RPI 101-150	RPI 150+			
12- 11	0- 0	0- 2	OVERALL	1- 3	0- 0	11- 6			
9- 4	0- 0	0- 1	HOME	1- 1	0- 0	8- 2			
3- 6	0- 0	0- 1	AWAY	0- 1	0- 0	3- 4			
0- 1	0- 0	0- 0	NEUTRAL	0- 1	0- 0	0- 0			
5- 5	0- 0	0- 2	NON-CONFERENCE	1- 1	0- 0	4- 2			
4- 2	0- 0	0- 1	HOME	1- 0	0- 0	3- 1			
1- 3	0- 0	0- 1	AWAY	0- 1	0- 0	1- 1			
0- 0	0- 0	0- 0	NEUTRAL	0- 0	0- 0	0- 0			
7- 6	0- 0	0- 0	CONFERENCE	0- 2	0- 0	7- 4			
5- 2	0- 0	0- 0	HOME	0- 1	0- 0	5- 1			
2- 3	0- 0	0- 0	AWAY	0- 0	0- 0	2- 3			
0- 1	0- 0	0- 0	NEUTRAL	0- 1	0- 0	0- 0			

RPI S	Opponent	Score	RPI S	Opponent	Score	RPI S	Opponent	Score	RPI S	Opponent	Score	Team's RPI: 249
36	A Penn	43 57	67	A Hofstra	63 65	195	A Kansas	54 61				
45	H Colorado St.	73 82	74	N Army West Point	38 75	213	H Lehigh	48 51				
			88	H Bucknell	41 51	216	H Siena	59 58				
			93	H Elon	73 70	243	A Holy Cross	49 57				
						243	H Holy Cross	50 49				
						259	A Loyola Maryland	38 51				
						259	H Loyola Maryland	45 38				
						264	H N.C. A&T	52 48				
						291	A Colgate	62 58				
						291	H Colgate	51 41				
						320	H LIU Brooklyn	66 68				
						331	A Lafayette	65 58				
						331	H Lafayette	64 48				
						333	A Saint Peter's	50 39				
						342	H Air Force	64 46				
						347	A Boston U.	49 51				
						347	H Boston U.	67 56				
LAST 12 Division I GAMES:												
331	H Lafayette	64 48	213	H Lehigh	48 51							
259	H Loyola Maryland	45 38	331	A Lafayette	65 58							
291	A Colgate	62 58	259	A Loyola Maryland	38 51							
347	A Boston U.	49 51	291	H Colgate	51 41							
243	H Holy Cross	50 49	347	H Boston U.	67 56							
74	N Army West Point	38 75	243	A Holy Cross	49 57							

Non-Div I Games: Johns Hopkins 77 45

Navy

Average RPI Win: 163		WON-LOST	WINNING	LAST 10	STRENGTH OF	OPP. STRENGTH	TEAM	ADJ.	CONF.	ADJ CONF.
Average RPI Loss: 51		RECORD	PCT. RANK	GAMES	SCHEDULE	OF SCHEDULE	RPI	RPI	RPI	RPI
DIV. I ONLY		17- 8	76	7- 3	123	26	68	68	4	4
DIV. I NON-CONF.		9- 2	37	0- 0	262	109	94	94	4	4
TOTALS		RPI 1-25	RPI 26-50		W-L RECORDS		RPI 51-100	RPI 101-150	RPI 150+	
17- 8	0- 2	4- 2		OVERALL		2- 4	3- 0	8- 0		
14- 1	0- 0	4- 0		HOME		0- 1	2- 0	8- 0		
3- 7	0- 2	0- 2		AWAY		2- 3	1- 0	0- 0		
0- 0	0- 0	0- 0		NEUTRAL		0- 0	0- 0	0- 0		
9- 2	0- 1	2- 0		NON-CONFERENCE		0- 1	1- 0	6- 0		
9- 0	0- 0	2- 0		HOME		0- 0	1- 0	6- 0		
0- 2	0- 1	0- 0		AWAY		0- 1	0- 0	0- 0		
0- 0	0- 0	0- 0		NEUTRAL		0- 0	0- 0	0- 0		
8- 6	0- 1	2- 2		CONFERENCE		2- 3	2- 0	2- 0		
5- 1	0- 0	2- 0		HOME		0- 1	1- 0	2- 0		
3- 5	0- 1	0- 2		AWAY		2- 2	1- 0	0- 0		
0- 0	0- 0	0- 0		NEUTRAL		0- 0	0- 0	0- 0		

RPI	S	Opponent	Score	RPI	S	Opponent	Score	RPI	S	Opponent	Score	RPI	S	Opponent	Score
2	A	UConn	46 88	31	H	Michigan St.	73 66	56	H	Iowa	68 74	131	A	Penn St.	83 78
11	A	Maryland	50 89	41	A	Rutgers	56 66	58	A	Purdue	62 61	131	H	Penn St.	87 69
				41	H	Rutgers	65 54	65	A	Michigan	93 81	142	H	Creighton	65 63
				44	H	Arkansas St.	79 71	77	A	California	80 87	151	H	Wisconsin	75 62
				46	H	North Carolina St.	88 67	81	A	Minnesota	73 110	166	H	Illinois	73 57
				47	A	Indiana	47 59	95	A	Northwestern	62 85	177	H	Southern U.	89 38
												269	H	Northern Ariz.	90 67
												313	H	North Florida	91 46
												322	H	Evansville	85 40
												334	H	Ark.-Pine Bluff	96 46
												348	H	N.C. Central	88 47
LAST 12 Division I GAMES:															
				31	H	Michigan St.	73 66	65	A	Michigan	93 81				
				81	A	Minnesota	73 110	58	A	Purdue	62 61				
				47	A	Indiana	47 59	41	H	Rutgers	65 54				
				131	H	Penn St.	87 69	131	A	Penn St.	83 78				
				41	A	Rutgers	56 66	166	H	Illinois	73 57				
				151	H	Wisconsin	75 62	11	A	Maryland	50 89				

Non-Div I Games:

Nebraska

■ Loss, 
■ Non-Conf, S Site, 
■ Home 
■ Away 
N Neutral

Average RPI Win: <b>275</b>	WON-LOST	WINNING	LAST 10	STRENGTH OF	OPP. STRENGTH	TEAM	ADJ.	CONF.	ADJ CONF.
Average RPI Loss: <b>173</b>	RECORD	PCT. RANK	GAMES	SCHEDULE	OF SCHEDULE	RPI	RPI	RPI	RPI
DIV. I ONLY	3- 19	335	3- 7	227	244	329	329	19	19
DIV. I NON-CONF.	0- 10	338	0- 0	197	236	336	336	20	20
TOTALS	RPI 1-25	RPI 26-50	W-L RECORDS	RPI 51-100	RPI 101-150	RPI 150+			
3- 19	0- 0	0- 1	OVERALL	0- 4	0- 3	3- 11			
2- 9	0- 0	0- 1	HOME	0- 3	0- 1	2- 4			
1- 8	0- 0	0- 0	AWAY	0- 0	0- 2	1- 6			
0- 2	0- 0	0- 0	NEUTRAL	0- 1	0- 0	0- 1			
0- 10	0- 0	0- 0	NON-CONFERENCE	0- 4	0- 0	0- 6			
0- 5	0- 0	0- 0	HOME	0- 3	0- 0	0- 2			
0- 3	0- 0	0- 0	AWAY	0- 0	0- 0	0- 3			
0- 2	0- 0	0- 0	NEUTRAL	0- 1	0- 0	0- 1			
3- 9	0- 0	0- 1	CONFERENCE	0- 0	0- 3	3- 5			
2- 4	0- 0	0- 1	HOME	0- 0	0- 1	2- 2			
1- 5	0- 0	0- 0	AWAY	0- 0	0- 2	1- 3			
0- 0	0- 0	0- 0	NEUTRAL	0- 0	0- 0	0- 0			

RPI S	Opponent	Score	RPI S	Opponent	Score	RPI S	Opponent	Score	RPI S	Opponent	Score	Team's RPI: 329
45	H Colorado St.	37 <b>64</b>	72	H Middle Tenn.	46 <b>90</b>	137	A Boise St.	58 <b>66</b>				
			73	N Washington St.	57 <b>70</b>	147	A Fresno St.	56 <b>65</b>				
			83	H San Diego	47 <b>84</b>	147	H Fresno St.	59 <b>67</b>				
			97	H San Francisco	62 <b>70</b>	157	A Pacific	52 <b>74</b>				
						160	H Montana St.	53 <b>66</b>				
						182	A UNLV	59 <b>65</b>				
						186	H New Mexico	47 <b>51</b>				
						208	A Ill.-Chicago	55 <b>70</b>				
						217	H Utah St.	66 <b>79</b>				
						222	H Utah Valley	65 <b>73</b>				
						236	A Wyoming	53 <b>68</b>				
						236	H Wyoming	68 65				
						238	N Loyola Marymount	58 <b>69</b>				
						247	A San Diego St.	70 64				
						332	A UC Irvine	64 <b>68</b>				
						342	A Air Force	53 <b>59</b>				
						342	H Air Force	68 57				
LAST 12 Division I GAMES:												
147	A Fresno St.	56 <b>65</b>	236	H Wyoming	68 65							
342	A Air Force	53 <b>59</b>	137	A Boise St.	58 <b>66</b>							
45	H Colorado St.	37 <b>64</b>	342	H Air Force	68 57							
217	H Utah St.	66 <b>79</b>	147	H Fresno St.	59 <b>67</b>							
247	A San Diego St.	70 64	236	A Wyoming	53 <b>68</b>							
182	A UNLV	59 <b>65</b>	186	H New Mexico	47 <b>51</b>							

Non-Div I Games: San Fran. St. 57 51

Nevada

# New Hampshire

Through Games Of Feb. 14, 2016

Average RPI Win:	253	WON-LOST	WINNING	LAST 10	STRENGTH OF	OPP. STRENGTH	TEAM	ADJ.	CONF.	ADJ CONF.
Average RPI Loss:	145	RECORD	PCT. RANK	GAMES	SCHEDULE	OF SCHEDULE	RPI	RPI	RPI	RPI
DIV. I ONLY	8- 16	257	3- 7	165	234	242	242	15	15	
DIV. I NON-CONF.	5- 7	198	0- 0	241	269	217	217	18	18	
TOTALS	RPI 1-25	RPI 26-50	W-L RECORDS	RPI 51-100	RPI 101-150	RPI 150+				
8- 16	0- 0	0- 1	OVERALL	0- 4	1- 3	7- 8				
5- 6	0- 0	0- 1	HOME	0- 2	1- 0	4- 3				
3- 10	0- 0	0- 0	AWAY	0- 0	0- 1	3- 1				
0- 0	0- 0	0- 0	NEUTRAL	0- 0	0- 0	0- 0				
5- 7	0- 0	0- 1	NON-CONFERENCE	0- 0	0- 2	5- 4				
2- 3	0- 0	0- 1	HOME	0- 0	0- 0	2- 2				
3- 4	0- 0	0- 0	AWAY	0- 0	0- 2	3- 2				
0- 0	0- 0	0- 0	NEUTRAL	0- 0	0- 0	0- 0				
3- 9	0- 0	0- 0	CONFERENCE	0- 4	1- 1	2- 4				
3- 3	0- 0	0- 0	HOME	0- 2	1- 0	2- 1				
0- 6	0- 0	0- 0	AWAY	0- 2	0- 1	0- 3				
0- 0	0- 0	0- 0	NEUTRAL	0- 0	0- 0	0- 0				

RPI S	Opponent	Score	RPI S	Opponent	Score	RPI S	Opponent	Score	RPI S	Opponent	Score	Team's RPI: 242
36	H Penn	60 67	53	A Albany (NY)	48 85	102	A North Carolina	60 65				
			53	H Albany (NY)	52 78	112	A Boston College	51 71				
			76	A Maine	55 59	139	A Stony Brook	54 63				
			76	H Maine	52 62	139	H Stony Brook	49 46				
						156	A Yale	46 63				
						170	H UMBC	55 65				
						172	H Northeastern	54 66				
						206	A Hartford	44 48				
						216	H Siena	53 57				
						223	A Bryant	42 55				
						228	H Manhattan	72 57				
						232	A Binghamton	50 51				
						232	H Binghamton	64 49				
						235	A Dartmouth	61 57				
						250	A Sacred Heart	81 69				
						276	A Central Conn. St.	64 50				
						290	A Vermont	63 83				
						314	H UMass Lowell	65 61				
						347	H Boston U.	69 52				
LAST 12 Division I GAMES:												
139	H Stony Brook	49 46	206	A Hartford	44 48							
53	A Albany (NY)	48 85	314	H UMass Lowell	65 61							
76	A Maine	55 59	76	H Maine	52 62							
232	H Binghamton	64 49	139	A Stony Brook	54 63							
170	H UMBC	55 65	53	H Albany (NY)	52 78							
290	A Vermont	63 83	232	A Binghamton	50 51							

Non-Div I Games: Colby-Sawyer 72 41

New Hampshire

Loss, Non-Conf, S Site, H Home A Away N Neutral

Average RPI Win:	238	WON-LOST	WINNING	LAST 10	STRENGTH OF	OPP. STRENGTH	TEAM	ADJ.	CONF.	ADJ CONF.
Average RPI Loss:	146	RECORD	PCT. RANK	GAMES	SCHEDULE	OF SCHEDULE	RPI	RPI	RPI	RPI
DIV. I ONLY	12- 11	158	1- 3	196	218	186	186	19	19	
DIV. I NON-CONF.	7- 4	110	0- 1	64	261	103	103	20	20	
TOTALS	RPI 1-25	RPI 26-50	W-L RECORDS	RPI 51-100	RPI 101-150	RPI 150+				
12- 11	0- 1	0- 1	OVERALL	1- 0	0- 4	11- 5				
8- 5	0- 1	0- 0	HOME	0- 0	0- 3	8- 1				
4- 6	0- 0	0- 1	AWAY	1- 0	0- 1	3- 4				
0- 0	0- 0	0- 0	NEUTRAL	0- 0	0- 0	0- 0				
7- 4	0- 1	0- 1	NON-CONFERENCE	1- 0	0- 2	6- 0				
5- 2	0- 1	0- 0	HOME	0- 0	0- 1	5- 0				
2- 2	0- 0	0- 1	AWAY	1- 0	0- 1	1- 0				
0- 0	0- 0	0- 0	NEUTRAL	0- 0	0- 0	0- 0				
5- 7	0- 0	0- 0	CONFERENCE	0- 0	0- 2	5- 5				
3- 3	0- 0	0- 0	HOME	0- 0	0- 2	3- 1				
2- 4	0- 0	0- 0	AWAY	0- 0	0- 0	2- 4				
0- 0	0- 0	0- 0	NEUTRAL	0- 0	0- 0	0- 0				

RPI 1-25				RPI 26-50				RPI 51-100				RPI 101+ Team's RPI: 186			
RPI	S	Opponent	Score	RPI	S	Opponent	Score	RPI	S	Opponent	Score	RPI	S	Opponent	Score
21	H	Duquesne	69 78	32	A	UTEP	62 70	81	A	Minnesota	72 53	101	A	New Mexico St.	59 78
												101	H	New Mexico St.	47 52
												137	H	Boise St.	60 81
												147	H	Fresno St.	65 69
												158	A	SMU	63 58
												182	A	UNLV	48 57
												182	H	UNLV	67 53
												187	H	Sacramento St.	84 71
												189	A	San Jose St.	58 59
												189	H	San Jose St.	71 57
												217	A	Utah St.	56 72
												217	H	Utah St.	73 70
												236	A	Wyoming	48 66
												246	H	Houston Baptist	65 57
												247	H	San Diego St.	46 51
												265	H	Pepperdine	60 52
												324	H	Nicholls St.	83 43
												329	A	Nevada	51 47
												330	H	Southern Utah	70 48
												342	A	Air Force	63 33
LAST 12 Division I GAMES:															
21	H	Duquesne	69 78	342	A	Air Force	63 33								
189	A	San Jose St.	58 59	189	H	San Jose St.	71 57								
217	H	Utah St.	73 70	236	A	Wyoming	48 66								
247	H	San Diego St.	46 51	182	H	UNLV	67 53								
182	A	UNLV	48 57	217	A	Utah St.	56 72								
137	H	Boise St.	60 81	147	H	Fresno St.	65 69								

Non-Div I Games:

New Mexico

■ Loss, 
 ■ Non-Conf, S Site, 
 ■ Home 
 ■ Away 
 N Neutral

Average RPI Win:	246	WON-LOST	WINNING	LAST 10	STRENGTH OF	OPP. STRENGTH	TEAM	ADJ.	CONF.	ADJ CONF.
Average RPI Loss:	72	RECORD	PCT. RANK	GAMES	SCHEDULE	OF SCHEDULE	RPI	RPI	RPI	RPI
DIV. I ONLY	19- 3	14	10- 0	317	183	101	101	25	25	
DIV. I NON-CONF.	9- 3	69	1- 0	277	92	128	128	25	25	
TOTALS	RPI 1-25	RPI 26-50	W-L RECORDS	RPI 51-100	RPI 101-150	RPI 150+				
19- 3	0- 0	0- 1	OVERALL	0- 1	1- 1	18- 0				
10- 1	0- 0	0- 1	HOME	0- 0	1- 0	9- 0				
8- 1	0- 0	0- 0	AWAY	0- 0	0- 1	8- 0				
1- 1	0- 0	0- 0	NEUTRAL	0- 1	0- 0	1- 0				
9- 3	0- 0	0- 1	NON-CONFERENCE	0- 1	1- 1	8- 0				
5- 1	0- 0	0- 1	HOME	0- 0	1- 0	4- 0				
3- 1	0- 0	0- 0	AWAY	0- 0	0- 1	3- 0				
1- 1	0- 0	0- 0	NEUTRAL	0- 1	0- 0	1- 0				
10- 0	0- 0	0- 0	CONFERENCE	0- 0	0- 0	10- 0				
5- 0	0- 0	0- 0	HOME	0- 0	0- 0	5- 0				
5- 0	0- 0	0- 0	AWAY	0- 0	0- 0	5- 0				
0- 0	0- 0	0- 0	NEUTRAL	0- 0	0- 0	0- 0				

RPI 1-25			RPI 26-50			RPI 51-100			RPI 101+			Team's RPI: 101
RPI	S	Opponent	Score	RPI	S	Opponent	Score	RPI	S	Opponent	Score	
32	H	UTEP	65 71	71	N	Vanderbilt	45 71	113	A	Arizona	64 68	
								124	H	Northwestern St.	65 54	
								186	A	New Mexico	52 47	
								186	H	New Mexico	78 59	
								187	H	Sacramento St.	80 77	
								189	A	San Jose St.	75 66	
								204	A	UTRGV	68 57	
								222	A	Utah Valley	59 53	
								222	H	Utah Valley	73 68	
								230	A	Grand Canyon	64 44	
								230	H	Grand Canyon	60 58	
								245	H	CSU Bakersfield	86 63	
								255	H	Seattle	69 54	
								269	H	Northern Ariz.	87 53	
								295	A	UMKC	68 62	
								309	A	North Dakota St.	79 69	
								326	N	A&M-Corpus Christi	70 51	
								330	H	Southern Utah	74 60	
								336	A	Chicago St.	70 60	
								336	H	Chicago St.	76 63	
LAST 12 Division I GAMES:												
336	H	Chicago St.	76 63	336	A	Chicago St.	70 60					
222	A	Utah Valley	59 53	295	A	UMKC	68 62					
230	A	Grand Canyon	64 44	230	H	Grand Canyon	60 58					
204	A	UTRGV	68 57	222	H	Utah Valley	73 68					
245	H	CSU Bakersfield	86 63	326	N	A&M-Corpus Christi	70 51					
255	H	Seattle	69 54	71	N	Vanderbilt	45 71					

Non-Div I Games: Eastern N.M. 76 61 Western N.M. 68 39

New Mexico St.

Loss, Non-Conf, S Site, H Home A Away N Neutral

Average RPI Win:	300	WON-LOST	WINNING	LAST 10	STRENGTH OF	OPP. STRENGTH	TEAM	ADJ.	CONF.	ADJ CONF.
Average RPI Loss:	218	RECORD	PCT. RANK	GAMES	SCHEDULE	OF SCHEDULE	RPI	RPI	RPI	RPI
DIV. I ONLY	4- 15	307	2- 8	312	328	340	340	28	28	
DIV. I NON-CONF.	1- 6	311	0- 0	324	256	346	346	26	26	
TOTALS	RPI 1-25	RPI 26-50	W-L RECORDS	RPI 51-100	RPI 101-150	RPI 150+				
4- 15	0- 0	0- 0	OVERALL	0- 1	0- 3	4- 11				
4- 5	0- 0	0- 0	HOME	0- 0	0- 1	4- 4				
0- 9	0- 0	0- 0	AWAY	0- 0	0- 0	0- 1				
0- 1	0- 0	0- 0	NEUTRAL	0- 0	0- 0	0- 1				
1- 6	0- 0	0- 0	NON-CONFERENCE	0- 1	0- 1	1- 4				
1- 1	0- 0	0- 0	HOME	0- 0	0- 0	1- 1				
0- 4	0- 0	0- 0	AWAY	0- 1	0- 1	0- 2				
0- 1	0- 0	0- 0	NEUTRAL	0- 0	0- 0	0- 1				
3- 9	0- 0	0- 0	CONFERENCE	0- 0	0- 2	3- 7				
3- 4	0- 0	0- 0	HOME	0- 0	0- 1	3- 3				
0- 5	0- 0	0- 0	AWAY	0- 0	0- 1	0- 4				
0- 0	0- 0	0- 0	NEUTRAL	0- 0	0- 0	0- 0				

RPI S	Opponent	Score	RPI S	Opponent	Score	RPI S	Opponent	Score	RPI S	Opponent	Score	Team's RPI: 340
						92 A	TCU	36 85	127 A	Central Ark.	55 67	
									127 H	Central Ark.	44 59	
									130 A	Arkansas	41 73	
									159 A	Ole Miss	59 97	
									168 A	McNeese St.	63 92	
									168 H	McNeese St.	74 77	
									234 H	Stephen F. Austin	58 57	
									237 A	Sam Houston St.	52 64	
									246 H	Houston Baptist	51 71	
									278 A	Lamar	52 79	
									292 H	UNCG	79 81	
									297 A	Kennesaw St.	53 60	
									300 N	Florida A&M	60 71	
									319 H	Jackson St.	85 68	
									321 H	Incarinate Word	55 49	
									324 H	Nicholls St.	62 55	
									326 A	A&M-Corpus Christi	59 73	
									326 H	A&M-Corpus Christi	64 75	
LAST 12 Division I GAMES:												
326 H	A&M-Corpus Christi	64 75	127 H	Central Ark.	44 59							
127 A	Central Ark.	55 67	246 H	Houston Baptist	51 71							
168 A	McNeese St.	63 92	234 H	Stephen F. Austin	58 57							
168 H	McNeese St.	74 77	237 A	Sam Houston St.	52 64							
324 H	Nicholls St.	62 55	321 H	Incarinate Word	55 49							
326 A	A&M-Corpus Christi	59 73	278 A	Lamar	52 79							

Non-Div I Games: LSU-Alexandria 93 75 Trinity Baptist 109 46

New Orleans

Loss, Non-Conf, S Site, H Home A Away N Neutral



## Niagara

Through Games Of Feb. 14, 2016

Average RPI Win: <b>299</b>	WON-LOST	WINNING	LAST 10	STRENGTH OF	OPP. STRENGTH	TEAM	ADJ.	CONF.	ADJ CONF.
Average RPI Loss: <b>171</b>	RECORD	PCT. RANK	GAMES	SCHEDULE	OF SCHEDULE	RPI	RPI	RPI	RPI
DIV. I ONLY	<b>6- 19</b>	<b>296</b>	<b>1- 9</b>	<b>263</b>	<b>251</b>	<b>302</b>	<b>302</b>	<b>23</b>	<b>23</b>
DIV. I NON-CONF.	<b>2- 7</b>	<b>280</b>	<b>0- 0</b>	<b>246</b>	<b>226</b>	<b>290</b>	<b>290</b>	<b>24</b>	<b>24</b>
TOTALS	RPI 1-25	RPI 26-50	W-L RECORDS	RPI 51-100	RPI 101-150	RPI 150+			
6- 19	0- 0	0- 1	OVERALL	0- 0	0- 7	6- 11			
3- 9	0- 0	0- 0	HOME	0- 0	0- 4	3- 5			
3- 10	0- 0	0- 1	AWAY	0- 0	0- 3	3- 6			
0- 0	0- 0	0- 0	NEUTRAL	0- 0	0- 0	0- 0			
2- 7	0- 0	0- 1	NON-CONFERENCE	0- 0	0- 3	2- 3			
1- 3	0- 0	0- 0	HOME	0- 0	0- 2	1- 1			
1- 4	0- 0	0- 1	AWAY	0- 0	0- 1	1- 2			
0- 0	0- 0	0- 0	NEUTRAL	0- 0	0- 0	0- 0			
4- 12	0- 0	0- 0	CONFERENCE	0- 0	0- 4	4- 8			
2- 6	0- 0	0- 0	HOME	0- 0	0- 2	2- 4			
2- 6	0- 0	0- 0	AWAY	0- 0	0- 2	2- 4			
0- 0	0- 0	0- 0	NEUTRAL	0- 0	0- 0	0- 0			

RPI 1-25				RPI 26-50				RPI 51-100				RPI 101+ Team's RPI: 302			
RPI	S	Opponent	Score	RPI	S	Opponent	Score	RPI	S	Opponent	Score	RPI	S	Opponent	Score
				39	A	St. Bonaventure	55 67					104	H	Youngstown St.	54 71
												108	A	Quinnipiac	52 70
												108	H	Quinnipiac	54 61
												110	A	Iona	46 73
												110	H	Iona	52 73
												133	A	Texas Tech	45 79
												134	H	Buffalo	48 57
												178	A	Detroit	75 80
												183	A	Marist	50 63
												183	H	Marist	68 82
												199	H	Oakland	67 77
												201	H	Canisius	66 68
												211	A	Fairfield	43 61
												211	H	Fairfield	56 55
												216	H	Siena	51 59
												228	A	Manhattan	62 80
												235	A	Dartmouth	47 60
												273	A	Monmouth	60 83
												287	A	Rider	67 57
												287	H	Rider	72 76
LAST 12 Division I GAMES:															
				287	H	Rider	72 76					183	A	Marist	50 63
				183	H	Marist	68 82					110	A	Iona	46 73
				108	A	Quinnipiac	52 70					333	H	Saint Peter's	51 46
				211	A	Fairfield	43 61					108	H	Quinnipiac	54 61
				110	H	Iona	52 73					287	A	Rider	67 57
				201	H	Canisius	66 68					333	A	Saint Peter's	52 48
												293	H	Cleveland St.	73 72
												333	A	Saint Peter's	52 48
												333	H	Saint Peter's	51 46
												339	A	Mt. St. Mary's	53 51

Non-Div I Games:

Niagara

■ Loss, 
 ■ Non-Conf, 
 ■ S Site, 
 ■ H Home 
 ■ A Away 
 N Neutral

Average RPI Win:	258	WON-LOST	WINNING	LAST 10	STRENGTH OF	OPP. STRENGTH	TEAM	ADJ.	CONF.	ADJ CONF.
Average RPI Loss:	223	RECORD	PCT. RANK	GAMES	SCHEDULE	OF SCHEDULE	RPI	RPI	RPI	RPI
DIV. I ONLY	7- 14	257	2- 2	334	315	324	324	28	28	
DIV. I NON-CONF.	1- 8	320	1- 0	327	343	348	348	26	26	
TOTALS	RPI 1-25	RPI 26-50	W-L RECORDS	RPI 51-100	RPI 101-150	RPI 150+				
7- 14	0- 0	0- 0	OVERALL	0- 1	1- 2	6- 11				
3- 7	0- 0	0- 0	HOME	0- 1	1- 1	2- 5				
3- 6	0- 0	0- 0	AWAY	0- 0	0- 0	3- 6				
1- 1	0- 0	0- 0	NEUTRAL	0- 0	0- 1	1- 0				
1- 8	0- 0	0- 0	NON-CONFERENCE	0- 0	0- 1	1- 7				
0- 4	0- 0	0- 0	HOME	0- 0	0- 0	0- 4				
0- 3	0- 0	0- 0	AWAY	0- 0	0- 0	0- 3				
1- 1	0- 0	0- 0	NEUTRAL	0- 0	0- 1	1- 0				
6- 6	0- 0	0- 0	CONFERENCE	0- 1	1- 1	5- 4				
3- 3	0- 0	0- 0	HOME	0- 1	1- 1	2- 1				
3- 3	0- 0	0- 0	AWAY	0- 0	0- 0	3- 3				
0- 0	0- 0	0- 0	NEUTRAL	0- 0	0- 0	0- 0				

RPI 1-25			RPI 26-50			RPI 51-100			RPI 101+ Team's RPI: 324		
RPI	S	Opponent	Score	RPI	S	Opponent	Score	RPI	S	Opponent	Score
						60 H Abilene Christian	68 71	122 N		Samford	43 45
								124 H		Northwestern St.	70 61
								127 H		Central Ark.	65 71
								168 H		McNeese St.	85 81
								176 H		Louisiana Tech	55 58
								180 A		Troy	51 104
								186 A		New Mexico	43 83
								214 H		Grambling	65 69
								237 A		Sam Houston St.	67 63
								246 A		Houston Baptist	71 80
								278 H		Lamar	69 59
								281 H		Prairie View	70 81
								282 H		Jacksonville St.	49 63
								285 A		La.-Monroe	57 69
								306 A		Southeastern La.	68 78
								321 A		Incarnate Word	66 64
								321 H		Incarnate Word	61 63
								326 A		A&M-Corpus Christi	64 62
								340 A		New Orleans	55 62
								349 N		Mississippi Val.	63 54
LAST 12 Division I GAMES:											
349 N		Mississippi Val.	63 54	127 H		Central Ark.	65 71				
306 A		Southeastern La.	68 78	124 H		Northwestern St.	70 61				
168 H		McNeese St.	85 81	326 A		A&M-Corpus Christi	64 62				
321 H		Incarnate Word	61 63	237 A		Sam Houston St.	67 63				
321 A		Incarnate Word	66 64	60 H		Abilene Christian	68 71				
340 A		New Orleans	55 62	246 A		Houston Baptist	71 80				

Non-Div I Games: Southern-N.O. 98 65

Nicholls St.

Loss, Non-Conf, S Site, H Home A Away N Neutral

Average RPI Win:	311	WON-LOST	WINNING	LAST 10	STRENGTH OF	OPP. STRENGTH	TEAM	ADJ.	CONF.	ADJ CONF.
Average RPI Loss:	234	RECORD	PCT. RANK	GAMES	SCHEDULE	OF SCHEDULE	RPI	RPI	RPI	RPI
DIV. I ONLY	2- 20	341	2- 8	326	340	346	346	30	30	
DIV. I NON-CONF.	0- 10	338	0- 1	254	319	345	345	30	30	
TOTALS	RPI 1-25	RPI 26-50	W-L RECORDS	RPI 51-100	RPI 101-150	RPI 150+				
2- 20	0- 1	0- 0	OVERALL	0- 1	0- 1	2- 17				
0- 8	0- 0	0- 0	HOME	0- 0	0- 0	0- 8				
2- 10	0- 1	0- 0	AWAY	0- 1	0- 1	2- 7				
0- 2	0- 0	0- 0	NEUTRAL	0- 0	0- 0	0- 2				
0- 10	0- 1	0- 0	NON-CONFERENCE	0- 1	0- 1	0- 7				
0- 3	0- 0	0- 0	HOME	0- 0	0- 0	0- 3				
0- 5	0- 1	0- 0	AWAY	0- 1	0- 1	0- 2				
0- 2	0- 0	0- 0	NEUTRAL	0- 0	0- 0	0- 2				
2- 10	0- 0	0- 0	CONFERENCE	0- 0	0- 0	2- 10				
0- 5	0- 0	0- 0	HOME	0- 0	0- 0	0- 5				
2- 5	0- 0	0- 0	AWAY	0- 0	0- 0	2- 5				
0- 0	0- 0	0- 0	NEUTRAL	0- 0	0- 0	0- 0				

RPI 1-25				RPI 26-50				RPI 51-100				RPI 101+ Team's RPI: 346			
RPI	S	Opponent	Score	RPI	S	Opponent	Score	RPI	S	Opponent	Score	RPI	S	Opponent	Score
25	A	Mississippi St.	34 92					94	A	Virginia	50 86	143	A	Marshall	67 81
												162	A	Hampton	62 73
												199	H	Oakland	73 83
												205	H	USC Upstate	62 82
												218	A	Morgan St.	58 67
												218	H	Morgan St.	56 59
												221	A	William & Mary	47 67
												255	H	Bethune-Cookman	45 53
												259	A	Loyola Maryland	67 75
												261	H	UNCW	57 61
												264	A	N.C. A&T	53 64
												272	A	Coppin St.	44 69
												279	N	La Salle	59 67
												300	H	Florida A&M	67 83
												301	H	Savannah St.	53 68
												304	A	UMES	74 63
												311	H	South Carolina St.	52 60
												318	A	Howard	110 108
												345	N	St. Francis Brooklyn	55 59
												348	A	N.C. Central	62 63
LAST 12 Division I GAMES:															
218	H	Morgan St.	56 59	264	A	N.C. A&T	53 64								
304	A	UMES	74 63	348	A	N.C. Central	62 63								
318	A	Howard	110 108	255	H	Bethune-Cookman	45 53								
162	A	Hampton	62 73	300	H	Florida A&M	67 83								
301	H	Savannah St.	53 68	272	A	Coppin St.	44 69								
311	H	South Carolina St.	52 60	345	N	St. Francis Brooklyn	55 59								

Non-Div I Games:

Norfolk St.

# North Carolina

Through Games Of Feb. 14, 2016

Average RPI Win:	170	WON-LOST	WINNING	LAST 10	STRENGTH OF	OPP. STRENGTH	TEAM	ADJ.	CONF.	ADJ CONF.
Average RPI Loss:	69	RECORD	PCT. RANK	GAMES	SCHEDULE	OF SCHEDULE	RPI	RPI	RPI	RPI
DIV. I ONLY	14- 13	165	2- 8	26	85	102	102	5	5	
DIV. I NON-CONF.	10- 5	100	0- 0	81	249	125	125	5	5	
TOTALS	RPI 1-25	RPI 26-50	W-L RECORDS	RPI 51-100	RPI 101-150	RPI 150+				
14- 13	1- 4	0- 2	OVERALL	2- 4	3- 1	8- 2				
11- 6	1- 1	0- 1	HOME	1- 2	2- 0	7- 2				
1- 7	0- 3	0- 1	AWAY	0- 2	1- 1	0- 0				
2- 0	0- 0	0- 0	NEUTRAL	1- 0	0- 0	1- 0				
10- 5	0- 1	0- 0	NON-CONFERENCE	2- 2	1- 0	7- 2				
8- 4	0- 0	0- 0	HOME	1- 2	1- 0	6- 2				
0- 1	0- 1	0- 0	AWAY	0- 0	0- 0	0- 0				
2- 0	0- 0	0- 0	NEUTRAL	1- 0	0- 0	1- 0				
4- 8	1- 3	0- 2	CONFERENCE	0- 2	2- 1	1- 0				
3- 2	1- 1	0- 1	HOME	0- 0	1- 0	1- 0				
1- 6	0- 2	0- 1	AWAY	0- 2	1- 1	0- 0				
0- 0	0- 0	0- 0	NEUTRAL	0- 0	0- 0	0- 0				

RPI S	Opponent	Score	RPI S	Opponent	Score	RPI S	Opponent	Score	RPI S	Opponent	Score	Team's RPI: 102
1	A Notre Dame	54 88	29	H Miami (FL)	61 76	51	A Duke	55 71	110	H Iona	64 52	
13	A Florida St.	63 94	46	A North Carolina St.	49 78	59	H Oregon	77 79	110	H Virginia Tech	71 67	
16	A Oklahoma St.	67 77				76	H Maine	59 58	112	A Boston College	86 78	
18	H Louisville	60 78				84	A Georgia Tech	73 80	116	A Wake Forest	63 75	
19	H Syracuse	77 73				95	H Northwestern	72 85	151	N Southern Miss.	69 62	
						96	N Gonzaga	67 62	156	H Yale	70 63	
									157	H Pacific	63 66	
									205	H USC Upstate	80 40	
									212	H Gardner-Webb	65 66	
									241	H Clemson	72 56	
									242	H New Hampshire	65 60	
									254	H Appalachian St.	68 59	
									300	H Florida A&M	94 58	
									303	H Fairleigh Dickinson	64 46	
LAST 12 Division I GAMES:												
13	A Florida St.	63 94	116	A Wake Forest	63 75							
110	H Virginia Tech	71 67	29	H Miami (FL)	61 76							
112	A Boston College	86 78	84	A Georgia Tech	73 80							
18	H Louisville	60 78	1	A Notre Dame	54 88							
46	A North Carolina St.	49 78	19	H Syracuse	77 73							
51	A Duke	55 71	241	H Clemson	72 56							

Non-Div I Games:

North Carolina

Loss, Non-Conf, S Site, H Home A Away N Neutral

Average RPI Win:	134	WON-LOST	WINNING	LAST 10	STRENGTH OF	OPP. STRENGTH	TEAM	ADJ.	CONF.	ADJ CONF.
Average RPI Loss:	44	RECORD	PCT. RANK	GAMES	SCHEDULE	OF SCHEDULE	RPI	RPI	RPI	RPI
DIV. I ONLY	17- 9	91	6- 4	27	42	46	46	5	5	
DIV. I NON-CONF.	9- 4	96	0- 0	91	72	74	74	5	5	
TOTALS	RPI 1-25	RPI 26-50	W-L RECORDS	RPI 51-100	RPI 101-150	RPI 150+				
17- 9	0- 4	0- 2	OVERALL	6- 2	6- 1	5- 0				
11- 3	0- 2	0- 0	HOME	4- 1	3- 0	4- 0				
4- 5	0- 2	0- 1	AWAY	2- 1	2- 1	0- 0				
2- 1	0- 0	0- 1	NEUTRAL	0- 0	1- 0	1- 0				
9- 4	0- 1	0- 1	NON-CONFERENCE	3- 2	1- 0	5- 0				
6- 1	0- 0	0- 0	HOME	2- 1	0- 0	4- 0				
1- 2	0- 1	0- 0	AWAY	1- 1	0- 0	0- 0				
2- 1	0- 0	0- 1	NEUTRAL	0- 0	1- 0	1- 0				
8- 5	0- 3	0- 1	CONFERENCE	3- 0	5- 1	0- 0				
5- 2	0- 2	0- 0	HOME	2- 0	3- 0	0- 0				
3- 3	0- 1	0- 1	AWAY	1- 0	2- 1	0- 0				
0- 0	0- 0	0- 0	NEUTRAL	0- 0	0- 0	0- 0				

RPI 1-25				RPI 26-50				Team's RPI: 46				RPI 51-100				RPI 101+			
RPI	S	Opponent	Score	RPI	S	Opponent	Score	RPI	S	Opponent	Score	RPI	S	Opponent	Score	RPI	S	Opponent	Score
1	A	Notre Dame	46 82	29	A	Miami (FL)	44 73	51	A	Duke	65 62	102	H	North Carolina	78 49				
18	H	Louisville	90 92	34	N	Seton Hall	55 58	54	H	Villanova	70 64	110	A	Virginia Tech	72 61				
19	H	Syracuse	52 55					68	A	Nebraska	67 88	112	H	Boston College	74 63				
22	A	Florida	72 79					84	H	Georgia Tech	65 57	116	A	Wake Forest	58 63				
								90	H	Charlotte	72 65	116	H	Wake Forest	64 47				
								93	H	Elon	66 69	129	A	Pittsburgh	78 76				
								94	H	Virginia	63 52	141	N	UAB	67 56				
								98	A	Liberty	61 53	155	H	Davidson	58 42				
												197	N	Eastern Ky.	73 62				
												202	H	Radford	67 52				
												252	H	High Point	89 48				
												299	H	Western Caro.	86 55				
LAST 12 Division I GAMES:																			
19	H	Syracuse	52 55	110	A	Virginia Tech	72 61												
112	H	Boston College	74 63	18	H	Louisville	90 92												
116	A	Wake Forest	58 63	51	A	Duke	65 62												
1	A	Notre Dame	46 82	129	A	Pittsburgh	78 76												
102	H	North Carolina	78 49	84	H	Georgia Tech	65 57												
94	H	Virginia	63 52	116	H	Wake Forest	64 47												

Non-Div I Games:

North Carolina St.

■ Loss, 
 ■ Non-Conf, S Site, 
 ■ Home 
 ■ Away 
 N Neutral

Average RPI Win:	227	WON-LOST	WINNING	LAST 10	STRENGTH OF	OPP. STRENGTH	TEAM	ADJ.	CONF.	ADJ CONF.
Average RPI Loss:	114	RECORD	PCT. RANK	GAMES	SCHEDULE	OF SCHEDULE	RPI	RPI	RPI	RPI
DIV. I ONLY	12- 12	166	8- 2	63	298	128	128	20	20	
DIV. I NON-CONF.	4- 7	222	0- 0	33	239	172	172	21	21	
TOTALS	RPI 1-25	RPI 26-50	W-L RECORDS	RPI 51-100	RPI 101-150	RPI 150+				
12- 12	0- 0	0- 0	OVERALL	0- 6	1- 3	11- 3				
9- 3	0- 0	0- 0	HOME	0- 1	1- 1	8- 1				
3- 8	0- 0	0- 0	AWAY	0- 0	0- 0	3- 0				
0- 1	0- 0	0- 0	NEUTRAL	0- 1	0- 0	0- 0				
4- 7	0- 0	0- 0	NON-CONFERENCE	0- 6	1- 1	3- 0				
4- 1	0- 0	0- 0	HOME	0- 1	1- 0	3- 0				
0- 5	0- 0	0- 0	AWAY	0- 4	0- 1	0- 0				
0- 1	0- 0	0- 0	NEUTRAL	0- 1	0- 0	0- 0				
8- 5	0- 0	0- 0	CONFERENCE	0- 0	0- 2	8- 3				
5- 2	0- 0	0- 0	HOME	0- 0	0- 1	5- 1				
3- 3	0- 0	0- 0	AWAY	0- 0	0- 1	3- 2				
0- 0	0- 0	0- 0	NEUTRAL	0- 0	0- 0	0- 0				

RPI S	Opponent	Score	RPI S	Opponent	Score	RPI S	Opponent	Score	RPI S	Opponent	Score	Team's RPI: 128
						56	A Iowa	61 83	107	A Drake	63 73	
						59	A Oregon	51 77	121	H UNI	64 59	
						79	H South Dakota	70 73	132	A Idaho	65 92	
						81	A Minnesota	47 57	132	H Idaho	59 65	
						97	A San Francisco	57 74	160	A Montana St.	61 69	
						100	N UT Martin	58 84	169	H Northern Colo.	54 51	
									175	A Eastern Wash.	57 60	
									175	H Eastern Wash.	72 69	
									192	A Weber St.	85 78	
									192	H Weber St.	56 62	
									207	A Montana	61 59	
									224	A Idaho St.	60 57	
									224	H Idaho St.	45 42	
									227	H Western Ill.	78 67	
									269	H Northern Ariz.	63 56	
									275	H Omaha	67 52	
									309	H North Dakota St.	71 54	
									330	H Southern Utah	68 56	
LAST 12 Division I GAMES:												
			132	H Idaho	59 65	269	H Northern Ariz.	63 56				
			175	H Eastern Wash.	72 69	207	A Montana	61 59				
			192	A Weber St.	85 78	160	A Montana St.	61 69				
			224	A Idaho St.	60 57	224	H Idaho St.	45 42				
			169	H Northern Colo.	54 51	192	H Weber St.	56 62				
			330	H Southern Utah	68 56	175	A Eastern Wash.	57 60				

Non-Div I Games:

North Dakota

■ Loss, 
■ Non-Conf, S Site, 
■ Home 
■ Away 
N Neutral

Average RPI Win:	312	WON-LOST	WINNING	LAST 10	STRENGTH OF	OPP. STRENGTH	TEAM	ADJ.	CONF.	ADJ CONF.
Average RPI Loss:	165	RECORD	PCT. RANK	GAMES	SCHEDULE	OF SCHEDULE	RPI	RPI	RPI	RPI
DIV. I ONLY	5- 19	309	2- 8	204	282	309	309	18	18	
DIV. I NON-CONF.	3- 8	258	0- 0	301	331	317	317	19	19	
TOTALS	RPI 1-25	RPI 26-50	W-L RECORDS	RPI 51-100	RPI 101-150	RPI 150+				
5- 19	0- 0	0- 0	OVERALL	0- 5	0- 6	5- 8				
3- 8	0- 0	0- 0	HOME	0- 3	0- 3	3- 2				
1- 9	0- 0	0- 0	AWAY	0- 2	0- 3	1- 4				
1- 2	0- 0	0- 0	NEUTRAL	0- 0	0- 0	1- 2				
3- 8	0- 0	0- 0	NON-CONFERENCE	0- 1	0- 2	3- 5				
1- 3	0- 0	0- 0	HOME	0- 1	0- 1	1- 1				
1- 3	0- 0	0- 0	AWAY	0- 0	0- 1	1- 2				
1- 2	0- 0	0- 0	NEUTRAL	0- 0	0- 0	1- 2				
2- 11	0- 0	0- 0	CONFERENCE	0- 4	0- 4	2- 3				
2- 5	0- 0	0- 0	HOME	0- 2	0- 2	2- 1				
0- 6	0- 0	0- 0	AWAY	0- 2	0- 2	0- 2				
0- 0	0- 0	0- 0	NEUTRAL	0- 0	0- 0	0- 0				

RPI 1-25				RPI 26-50				RPI 51-100				RPI 101+				Team's RPI: 309	
RPI	S	Opponent	Score	RPI	S	Opponent	Score	RPI	S	Opponent	Score	RPI	S	Opponent	Score		
								62	A	South Dakota St.	47	81	101	H	New Mexico St.	69	79
								62	H	South Dakota St.	63	81	115	A	IUPUI	44	67
								76	H	Maine	51	82	115	H	IUPUI	63	64
								79	A	South Dakota	54	80	128	A	North Dakota	54	71
								79	H	South Dakota	94	96	136	A	Oral Roberts	58	59
													136	H	Oral Roberts	42	52
													173	N	Delaware	50	62
													227	H	Western Ill.	82	94
													230	H	Grand Canyon	67	76
													247	A	San Diego St.	54	64
													264	N	N.C. A&T	64	72
													275	A	Omaha	52	77
													275	H	Omaha	74	67
													281	N	Prairie View	79	58
													308	A	Denver	53	64
													317	A	Kent St.	54	75
													328	H	IPFW	94	85
													337	H	Cal St. Fullerton	79	64
													341	A	NJIT	64	59
LAST 12 Division I GAMES:																	
275	H	Omaha	74	67	227	H	Western Ill.	82	94								
115	H	IUPUI	63	64	115	A	IUPUI	44	67								
62	A	South Dakota St.	47	81	79	H	South Dakota	94	96								
136	A	Oral Roberts	58	59	136	H	Oral Roberts	42	52								
79	A	South Dakota	54	80	308	A	Denver	53	64								
328	H	IPFW	94	85	62	H	South Dakota St.	63	81								

Non-Div I Games: Valley City St. 85 77 St. Mary (NE) 88 68

North Dakota St.

■ Loss, 
 ■ Non-Conf, S Site, 
 ■ Home 
 ■ Away 
 N Neutral

## North Florida

Through Games Of Feb. 14, 2016

Average RPI Win:	314	WON-LOST	WINNING	LAST 10	STRENGTH OF	OPP. STRENGTH	TEAM	ADJ.	CONF.	ADJ CONF.
Average RPI Loss:	181	RECORD	PCT. RANK	GAMES	SCHEDULE	OF SCHEDULE	RPI	RPI	RPI	RPI
DIV. I ONLY	4- 18	317	2- 8	209	299	313	313	29	29	
DIV. I NON-CONF.	2- 10	304	0- 2	200	311	302	302	27	27	
TOTALS	RPI 1-25	RPI 26-50	W-L RECORDS	RPI 51-100	RPI 101-150	RPI 150+				
4- 18	0- 1	0- 0	OVERALL	0- 4	0- 3	4- 10				
2- 9	0- 0	0- 0	HOME	0- 2	0- 1	2- 6				
2- 9	0- 1	0- 0	AWAY	0- 2	0- 2	2- 4				
0- 0	0- 0	0- 0	NEUTRAL	0- 0	0- 0	0- 0				
2- 10	0- 1	0- 0	NON-CONFERENCE	0- 2	0- 2	2- 5				
1- 5	0- 0	0- 0	HOME	0- 1	0- 0	1- 4				
1- 5	0- 1	0- 0	AWAY	0- 1	0- 2	1- 1				
0- 0	0- 0	0- 0	NEUTRAL	0- 0	0- 0	0- 0				
2- 8	0- 0	0- 0	CONFERENCE	0- 2	0- 1	2- 5				
1- 4	0- 0	0- 0	HOME	0- 1	0- 1	1- 2				
1- 4	0- 0	0- 0	AWAY	0- 1	0- 0	1- 3				
0- 0	0- 0	0- 0	NEUTRAL	0- 0	0- 0	0- 0				

RPI 1-25				RPI 26-50				RPI 51-100				RPI 101+ Team's RPI: 313			
RPI	S	Opponent	Score	RPI	S	Opponent	Score	RPI	S	Opponent	Score	RPI	S	Opponent	Score
13	A	Florida St.	28 80					58	H	Purdue	47 70	120	A	Mercer	54 68
								64	A	FGCU	50 75	146	H	Jacksonville	39 73
								64	H	FGCU	38 65	148	A	Alabama	47 69
								68	A	Nebraska	46 91	181	A	Stetson	61 81
												181	H	Stetson	56 67
												205	A	USC Upstate	54 69
												255	H	Bethune-Cookman	49 53
												261	H	UNCW	47 63
												268	A	Georgia St.	63 76
												284	H	Campbell	55 66
												286	H	Towson	74 72
												295	A	UMKC	62 55
												297	H	Kennesaw St.	55 70
												311	H	South Carolina St.	48 53
												335	A	Lipscomb	71 78
												335	H	Lipscomb	78 70
												341	A	NJIT	68 51
LAST 12 Division I GAMES:															
335	A	Lipscomb	71 78	341	A	NJIT	68 51								
181	H	Stetson	56 67	335	H	Lipscomb	78 70								
64	A	FGCU	50 75	297	H	Kennesaw St.	55 70								
181	A	Stetson	61 81	146	H	Jacksonville	39 73								
64	H	FGCU	38 65	120	A	Mercer	54 68								
205	A	USC Upstate	54 69	261	H	UNCW	47 63								

Non-Div I Games: Warner 60 51 Webber Int'l 60 72 Trinity Baptist 97 30

North Florida

Loss, Non-Conf, S Site, H Home A Away N Neutral



## North Texas

Through Games Of Feb. 14, 2016

Average RPI Win:	178	WON-LOST	WINNING	LAST 10	STRENGTH OF	OPP. STRENGTH	TEAM	ADJ.	CONF.	ADJ CONF.
Average RPI Loss:	138	RECORD	PCT. RANK	GAMES	SCHEDULE	OF SCHEDULE	RPI	RPI	RPI	RPI
DIV. I ONLY	8- 14	248	2- 8	150	132	226	226	12	12	
DIV. I NON-CONF.	5- 5	160	0- 0	208	184	179	179	10	10	
TOTALS	RPI 1-25	RPI 26-50	W-L RECORDS	RPI 51-100	RPI 101-150	RPI 150+				
8- 14	1- 0	0- 2	OVERALL	0- 3	3- 2	4- 7				
4- 8	0- 0	0- 1	HOME	0- 3	2- 1	2- 3				
4- 6	1- 0	0- 1	AWAY	0- 0	1- 1	2- 4				
0- 0	0- 0	0- 0	NEUTRAL	0- 0	0- 0	0- 0				
5- 5	1- 0	0- 0	NON-CONFERENCE	0- 1	1- 2	3- 2				
2- 3	0- 0	0- 0	HOME	0- 1	1- 1	1- 1				
3- 2	1- 0	0- 0	AWAY	0- 0	0- 1	2- 1				
0- 0	0- 0	0- 0	NEUTRAL	0- 0	0- 0	0- 0				
3- 9	0- 0	0- 2	CONFERENCE	0- 2	2- 0	1- 5				
2- 5	0- 0	0- 1	HOME	0- 2	1- 0	1- 2				
1- 4	0- 0	0- 1	AWAY	0- 0	1- 0	0- 3				
0- 0	0- 0	0- 0	NEUTRAL	0- 0	0- 0	0- 0				

RPI 1-25			RPI 26-50			RPI 51-100			RPI 101+ Team's RPI: 226		
RPI	S	Opponent	Score	RPI	S	Opponent	Score	RPI	S	Opponent	Score
24	A	Oklahoma	61 57	32	H	UTEP	67 75	72	H	Middle Tenn.	52 76
				49	A	Western Ky.	53 65	90	H	Charlotte	70 82
								97	H	San Francisco	61 69
										Iona	51 62
										Arizona	44 51
										IUPUI	68 67
										UAB	53 51
										Marshall	71 63
										Southern Miss.	38 57
										SMU	60 57
										Old Dominion	48 65
										Louisiana Tech	71 77
										Weber St.	38 45
										Texas St.	62 64
										Rice	97 100
										Rice	73 79
										UTSA	68 58
										La Salle	69 63
										Incarnate Word	62 55
LAST 12 Division I GAMES:											
90	H	Charlotte	70 82	72	H	Middle Tenn.	52 76				
161	H	Old Dominion	48 65	49	A	Western Ky.	53 65				
176	A	Louisiana Tech	71 77	143	A	Marshall	71 63				
151	A	Southern Miss.	38 57	240	A	Rice	97 100				
240	H	Rice	73 79	32	H	UTEP	67 75				
141	H	UAB	53 51	244	H	UTSA	68 58				

Non-Div I Games:

North Texas

■ Loss, 
 ■ Non-Conf, 
 ■ S Site, 
 ■ H Home 
 ■ A Away 
 N Neutral

## Northeastern

Through Games Of Feb. 14, 2016

Average RPI Win:	205	WON-LOST	WINNING	LAST 10	STRENGTH OF	OPP. STRENGTH	TEAM	ADJ.	CONF.	ADJ CONF.
Average RPI Loss:	116	RECORD	PCT. RANK	GAMES	SCHEDULE	OF SCHEDULE	RPI	RPI	RPI	RPI
DIV. I ONLY	10- 14	223	4- 6	102	167	172	172	13	13	
DIV. I NON-CONF.	5- 6	180	0- 0	162	230	201	201	12	12	
TOTALS	RPI 1-25	RPI 26-50	W-L RECORDS	RPI 51-100	RPI 101-150	RPI 150+				
10- 14	0- 0	0- 4	OVERALL	3- 3	0- 3	7- 4				
3- 8	0- 0	0- 2	HOME	1- 2	0- 2	2- 2				
7- 4	0- 0	0- 1	AWAY	2- 1	0- 0	5- 2				
0- 2	0- 0	0- 1	NEUTRAL	0- 0	0- 1	0- 0				
5- 6	0- 0	0- 2	NON-CONFERENCE	1- 0	0- 3	4- 1				
2- 4	0- 0	0- 1	HOME	1- 0	0- 2	1- 1				
3- 0	0- 0	0- 0	AWAY	0- 0	0- 0	3- 0				
0- 2	0- 0	0- 1	NEUTRAL	0- 0	0- 1	0- 0				
5- 8	0- 0	0- 2	CONFERENCE	2- 3	0- 0	3- 3				
1- 4	0- 0	0- 1	HOME	0- 2	0- 0	1- 1				
4- 4	0- 0	0- 1	AWAY	2- 1	0- 0	2- 2				
0- 0	0- 0	0- 0	NEUTRAL	0- 0	0- 0	0- 0				

RPI S	Opponent	Score	RPI S	Opponent	Score	RPI S	Opponent	Score	RPI S	Opponent	Score	Team's RPI: 172
			31 H	Michigan St.	51 77	67 A	Hofstra	50 75	108 H	Quinnipiac	60 71	
			33 N	Missouri	56 69	76 H	Maine	56 44	112 H	Boston College	45 71	
			35 A	James Madison	62 85	87 A	Drexel	73 65	147 N	Fresno St.	55 69	
			35 H	James Madison	52 61	87 H	Drexel	49 53	173 A	Delaware	52 59	
						93 A	Elon	67 61	200 A	Col. of Charleston	52 49	
						93 H	Elon	54 56	201 H	Canisius	57 68	
									216 A	Siena	70 67	
									221 A	William & Mary	62 69	
									221 H	William & Mary	69 68	
									242 A	New Hampshire	66 54	
									261 A	UNCW	72 66	
									286 H	Towson	71 72	
									304 H	UMES	60 49	
									347 A	Boston U.	77 44	
LAST 12 Division I GAMES:												
			93 A	Elon	67 61	87 H	Drexel	49 53				
			261 A	UNCW	72 66	67 A	Hofstra	50 75				
			35 H	James Madison	52 61	35 A	James Madison	62 85				
			200 A	Col. of Charleston	52 49	221 H	William & Mary	69 68				
			221 A	William & Mary	62 69	173 A	Delaware	52 59				
			93 H	Elon	54 56	87 A	Drexel	73 65				

Non-Div I Games:

Northeastern

■ Loss, 
 ■ Non-Conf, 
 ■ S Site, 
 ■ H Home 
 ■ A Away 
 N Neutral

Average RPI Win:	291	WON-LOST	WINNING	LAST 10	STRENGTH OF	OPP. STRENGTH	TEAM	ADJ.	CONF.	ADJ CONF.
Average RPI Loss:	144	RECORD	PCT. RANK	GAMES	SCHEDULE	OF SCHEDULE	RPI	RPI	RPI	RPI
DIV. I ONLY	4- 18	317	1- 9	71	309	269	269	20	20	
DIV. I NON-CONF.	2- 7	280	0- 0	101	223	221	221	21	21	
TOTALS	RPI 1-25	RPI 26-50	W-L RECORDS	RPI 51-100	RPI 101-150	RPI 150+				
4- 18	0- 0	0- 1	OVERALL	0- 1	0- 7	4- 9				
3- 6	0- 0	0- 0	HOME	0- 0	0- 2	3- 4				
1- 11	0- 0	0- 1	AWAY	0- 1	0- 4	1- 5				
0- 1	0- 0	0- 0	NEUTRAL	0- 0	0- 1	0- 0				
2- 7	0- 0	0- 1	NON-CONFERENCE	0- 1	0- 4	2- 1				
1- 1	0- 0	0- 0	HOME	0- 0	0- 1	1- 0				
1- 5	0- 0	0- 1	AWAY	0- 1	0- 2	1- 1				
0- 1	0- 0	0- 0	NEUTRAL	0- 0	0- 1	0- 0				
2- 11	0- 0	0- 0	CONFERENCE	0- 0	0- 3	2- 8				
2- 5	0- 0	0- 0	HOME	0- 0	0- 1	2- 4				
0- 6	0- 0	0- 0	AWAY	0- 0	0- 2	0- 4				
0- 0	0- 0	0- 0	NEUTRAL	0- 0	0- 0	0- 0				

RPI 1-25				RPI 26-50				RPI 51-100				RPI 101+ Team's RPI: 269			
RPI	S	Opponent	Score	RPI	S	Opponent	Score	RPI	S	Opponent	Score	RPI	S	Opponent	Score
				32	A	UTEP	66 77	68	A	Nebraska	67 90	101	A	New Mexico St.	53 87
												103	A	Iowa St.	63 79
												125	H	Hawaii	52 61
												128	A	North Dakota	56 63
												132	A	Idaho	59 76
												132	H	Idaho	51 72
												148	N	Long Beach St.	48 69
												160	A	Montana St.	77 86
												160	H	Montana St.	72 83
												169	A	Northern Colo.	55 79
												175	A	Eastern Wash.	65 72
												175	H	Eastern Wash.	71 81
												179	A	Colorado	66 90
												192	H	Weber St.	56 76
												207	A	Montana	58 81
												207	H	Montana	57 61
												224	H	Idaho St.	63 62
												278	H	Lamar	75 63
												330	H	Southern Utah	57 48
												332	A	UC Irvine	71 55
LAST 12 Division I GAMES:															
				207	H	Montana	57 61					169	A	Northern Colo.	55 79
				160	H	Montana St.	72 83					128	A	North Dakota	56 63
				132	A	Idaho	59 76					175	H	Eastern Wash.	71 81
				175	A	Eastern Wash.	65 72					132	H	Idaho	51 72
				224	H	Idaho St.	63 62					330	H	Southern Utah	57 48
				192	H	Weber St.	56 76					160	A	Montana St.	77 86

Non-Div I Games: N.M. Highlands 91 43 Dixie St. 68 66

Northern Ariz.

Loss, Non-Conf, S Site, H Home A Away N Neutral

## Northern Colo.

Through Games Of Feb. 14, 2016

Average RPI Win: <b>225</b>	WON-LOST	WINNING	LAST 10	STRENGTH OF	OPP. STRENGTH	TEAM	ADJ.	CONF.	ADJ CONF.
Average RPI Loss: <b>145</b>	RECORD	PCT. RANK	GAMES	SCHEDULE	OF SCHEDULE	RPI	RPI	RPI	RPI
DIV. I ONLY	10- 12	201	5- 5	99	262	169	169	20	20
DIV. I NON-CONF.	4- 5	193	0- 0	174	91	170	170	21	21
TOTALS	RPI 1-25	RPI 26-50	W-L RECORDS	RPI 51-100	RPI 101-150	RPI 150+			
10- 12	0- 0	0- 1	OVERALL	0- 2	2- 2	8- 7			
6- 3	0- 0	0- 1	HOME	0- 1	1- 0	5- 1			
2- 9	0- 0	0- 0	AWAY	0- 1	0- 2	2- 6			
2- 0	0- 0	0- 0	NEUTRAL	0- 0	1- 0	1- 0			
4- 5	0- 0	0- 1	NON-CONFERENCE	0- 2	1- 0	3- 2			
1- 2	0- 0	0- 1	HOME	0- 1	0- 0	1- 0			
1- 3	0- 0	0- 0	AWAY	0- 1	0- 0	1- 2			
2- 0	0- 0	0- 0	NEUTRAL	0- 0	1- 0	1- 0			
6- 7	0- 0	0- 0	CONFERENCE	0- 0	1- 2	5- 5			
5- 1	0- 0	0- 0	HOME	0- 0	1- 0	4- 1			
1- 6	0- 0	0- 0	AWAY	0- 0	0- 2	1- 4			
0- 0	0- 0	0- 0	NEUTRAL	0- 0	0- 0	0- 0			

RPI S	Opponent	Score	RPI S	Opponent	Score	RPI S	Opponent	Score	RPI S	Opponent	Score	Team's RPI: 169
			45 H	Colorado St.	46 62	57 H	St. Mary's (CA)	52 65	119 N	Akron	78 65	
						62 A	South Dakota St.	62 66	128 A	North Dakota	51 54	
									132 A	Idaho	56 66	
									132 H	Idaho	70 68	
									160 A	Montana St.	58 66	
									175 A	Eastern Wash.	55 59	
									175 H	Eastern Wash.	57 66	
									179 A	Colorado	41 63	
									192 A	Weber St.	79 82	
									192 H	Weber St.	65 63	
									207 A	Montana	46 58	
									217 H	Utah St.	74 60	
									224 A	Idaho St.	61 59	
									224 H	Idaho St.	48 47	
									230 A	Grand Canyon	59 69	
									231 N	Valparaiso	77 63	
									269 H	Northern Ariz.	79 55	
									308 A	Denver	60 51	
									330 H	Southern Utah	64 44	
LAST 12 Division I GAMES:												
			175 H	Eastern Wash.	57 66	330 H	Southern Utah	64 44				
			132 H	Idaho	70 68	160 A	Montana St.	58 66				
			224 A	Idaho St.	61 59	207 A	Montana	46 58				
			192 A	Weber St.	79 82	192 H	Weber St.	65 63				
			128 A	North Dakota	51 54	224 H	Idaho St.	48 47				
			269 H	Northern Ariz.	79 55	132 A	Idaho	56 66				

Non-Div I Games: Western St. 101 48

Northern Colo.

■ Loss, 
■ Non-Conf, S Site, 
■ Home 
■ Away 
N Neutral

Average RPI Win: <b>250</b>	WON-LOST	WINNING	LAST 10	STRENGTH OF	OPP. STRENGTH	TEAM	ADJ.	CONF.	ADJ CONF.
Average RPI Loss: <b>149</b>	RECORD	PCT. RANK	GAMES	SCHEDULE	OF SCHEDULE	RPI	RPI	RPI	RPI
DIV. I ONLY	9- 13	228	2- 2	285	170	257	257	11	11
DIV. I NON-CONF.	6- 4	125	1- 0	348	240	253	253	13	13
TOTALS	RPI 1-25	RPI 26-50	W-L RECORDS	RPI 51-100	RPI 101-150	RPI 150+			
9- 13	0- 0	0- 2	OVERALL	0- 2	3- 2	6- 7			
5- 4	0- 0	0- 1	HOME	0- 1	2- 1	3- 1			
2- 8	0- 0	0- 1	AWAY	0- 1	1- 1	1- 5			
2- 1	0- 0	0- 0	NEUTRAL	0- 0	0- 0	2- 1			
6- 4	0- 0	0- 0	NON-CONFERENCE	0- 0	1- 0	5- 4			
3- 0	0- 0	0- 0	HOME	0- 0	1- 0	2- 0			
1- 3	0- 0	0- 0	AWAY	0- 0	0- 0	1- 3			
2- 1	0- 0	0- 0	NEUTRAL	0- 0	0- 0	2- 1			
3- 9	0- 0	0- 2	CONFERENCE	0- 2	2- 2	1- 3			
2- 4	0- 0	0- 1	HOME	0- 1	1- 1	1- 1			
1- 5	0- 0	0- 1	AWAY	0- 1	1- 1	0- 2			
0- 0	0- 0	0- 0	NEUTRAL	0- 0	0- 0	0- 0			

RPI 1-25			RPI 26-50			RPI 51-100			RPI 101+ Team's RPI: 257		
RPI	S	Opponent	Score	RPI	S	Opponent	Score	RPI	S	Opponent	Score
				28	A	Ohio	70 <b>95</b>	69	A	Central Mich.	63 <b>95</b>
				28	H	Ohio	47 <b>72</b>	69	H	Central Mich.	67 <b>73</b>
LAST 12 Division I GAMES:											
337	N	Cal St. Fullerton	72 49	28	H	Ohio	47 <b>72</b>	251	H	Bowling Green	43 <b>58</b>
69	H	Central Mich.	67 <b>73</b>	114	A	Toledo	59 <b>66</b>	69	A	Central Mich.	63 <b>95</b>
263	H	Miami (OH)	92 73	106	H	Eastern Mich.	80 <b>87</b>	263	A	Miami (OH)	60 <b>66</b>
28	A	Ohio	70 <b>95</b>	134	H	Buffalo	76 74	298	H	Bradley	68 64
134	H	Buffalo	76 74	317	A	Kent St.	85 <b>95</b>	315	N	Illinois St.	68 59
317	A	Kent St.	85 <b>95</b>	263	A	Miami (OH)	60 <b>66</b>	317	A	Kent St.	85 <b>95</b>
								336	A	Chicago St.	68 50
								337	N	Cal St. Fullerton	72 49
								338	H	Eastern Ill.	79 63

Non-Div I Games: Wis. Lutheran 69 42

Northern Ill.

■ Loss, 
 ■ Non-Conf, 
 ■ S Site, 
 ■ H Home 
 ■ A Away 
 N Neutral

Average RPI Win:	218	WON-LOST	WINNING	LAST 10	STRENGTH OF	OPP. STRENGTH	TEAM	ADJ.	CONF.	ADJ CONF.
Average RPI Loss:	128	RECORD	PCT. RANK	GAMES	SCHEDULE	OF SCHEDULE	RPI	RPI	RPI	RPI
DIV. I ONLY	12- 9	129	5- 5	181	146	154	154	14	14	
DIV. I NON-CONF.	6- 3	100	0- 0	274	112	169	169	15	15	
TOTALS	RPI 1-25	RPI 26-50	W-L RECORDS	RPI 51-100	RPI 101-150	RPI 150+				
12- 9	0- 2	0- 0	OVERALL	1- 2	1- 1	10- 4				
5- 6	0- 2	0- 0	HOME	1- 1	0- 1	4- 2				
7- 3	0- 0	0- 0	AWAY	0- 1	1- 0	6- 2				
0- 0	0- 0	0- 0	NEUTRAL	0- 0	0- 0	0- 0				
6- 3	0- 1	0- 0	NON-CONFERENCE	1- 0	0- 1	5- 1				
4- 2	0- 1	0- 0	HOME	1- 0	0- 1	3- 0				
2- 1	0- 0	0- 0	AWAY	0- 0	0- 0	2- 1				
0- 0	0- 0	0- 0	NEUTRAL	0- 0	0- 0	0- 0				
6- 6	0- 1	0- 0	CONFERENCE	0- 2	1- 0	5- 3				
1- 4	0- 1	0- 0	HOME	0- 1	0- 0	1- 2				
5- 2	0- 0	0- 0	AWAY	0- 1	1- 0	4- 1				
0- 0	0- 0	0- 0	NEUTRAL	0- 0	0- 0	0- 0				

RPI S	Opponent	Score	RPI S	Opponent	Score	RPI S	Opponent	Score	RPI S	Opponent	Score	Team's RPI: 154
17	H Kentucky	65 84				82	H Marquette	83 78	104	A Youngstown St.	88 77	
23	H Green Bay	73 81				91	A Wright St.	61 66	119	H Akron	75 77	
						91	H Wright St.	65 76	178	A Detroit	65 66	
									184	H Milwaukee	60 86	
									193	A Robert Morris	72 70	
									199	A Oakland	75 71	
									208	A Ill.-Chicago	72 61	
									208	H Ill.-Chicago	55 53	
									219	A Cincinnati	68 71	
									231	A Valparaiso	68 50	
									231	H Valparaiso	60 61	
									233	H Indiana St.	73 67	
									263	A Miami (OH)	71 57	
									274	H Tennessee Tech	88 62	
									293	A Cleveland St.	83 51	
									328	H IPFW	77 64	
LAST 12 Division I GAMES:												
91	H Wright St.	65 76	23	H Green Bay	73 81							
231	A Valparaiso	68 50	178	A Detroit	65 66							
208	A Ill.-Chicago	72 61	199	A Oakland	75 71							
104	A Youngstown St.	88 77	91	A Wright St.	61 66							
293	A Cleveland St.	83 51	208	H Ill.-Chicago	55 53							
184	H Milwaukee	60 86	231	H Valparaiso	60 61							

Non-Div I Games: Ind.-Kokomo 104 33 West Virginia St. 92 47

Northern Ky.

## Northwestern

Through Games Of Feb. 14, 2016

Average RPI Win:	176	WON-LOST	WINNING	LAST 10	STRENGTH OF	OPP. STRENGTH	TEAM	ADJ.	CONF.	ADJ CONF.
Average RPI Loss:	48	RECORD	PCT. RANK	GAMES	SCHEDULE	OF SCHEDULE	RPI	RPI	RPI	RPI
DIV. I ONLY	14- 12	154	2- 8	45	67	95	95	4	4	
DIV. I NON-CONF.	11- 1	16	0- 0	222	242	64	64	4	4	
TOTALS	RPI 1-25	RPI 26-50	W-L RECORDS	RPI 51-100	RPI 101-150	RPI 150+				
14- 12	1- 4	0- 3	OVERALL	1- 4	3- 1	9- 0				
8- 6	1- 2	0- 1	HOME	1- 3	1- 0	5- 0				
3- 6	0- 0	0- 0	AWAY	0- 0	1- 1	2- 0				
3- 0	0- 0	0- 0	NEUTRAL	0- 0	1- 0	2- 0				
11- 1	0- 1	0- 0	NON-CONFERENCE	0- 0	3- 0	8- 0				
6- 1	0- 1	0- 0	HOME	0- 0	1- 0	5- 0				
2- 0	0- 0	0- 0	AWAY	0- 0	1- 0	1- 0				
3- 0	0- 0	0- 0	NEUTRAL	0- 0	1- 0	2- 0				
3- 11	1- 3	0- 3	CONFERENCE	1- 4	0- 1	1- 0				
2- 5	1- 1	0- 1	HOME	1- 3	0- 0	0- 0				
1- 6	0- 2	0- 2	AWAY	0- 1	0- 1	1- 0				
0- 0	0- 0	0- 0	NEUTRAL	0- 0	0- 0	0- 0				

RPI S Opponent	Score	RPI S Opponent	Score	RPI S Opponent	Score	RPI S Opponent	Score
5 A Ohio St.	73 76	31 A Michigan St.	51 74	56 H Iowa	64 79	102 A North Carolina	85 72
5 H Ohio St.	86 82	41 A Rutgers	59 61	58 H Purdue	71 85	118 H Western Mich.	86 62
11 A Maryland	62 80	47 H Indiana	84 91	68 H Nebraska	85 62	131 A Penn St.	72 79
11 H Maryland	70 79			81 A Minnesota	92 95	142 N Creighton	75 52
20 H DePaul	64 77			81 H Minnesota	106 112	166 A Illinois	69 59
						167 A Loyola Chicago	81 72
						174 N East Carolina	78 75
						175 N Eastern Wash.	74 70
						184 H Milwaukee	69 44
						224 H Idaho St.	72 36
						295 H UMKC	80 38
						318 H Howard	89 49
						327 H Alcorn	91 47
LAST 12 Division I GAMES:							
11 H Maryland	70 79	47 H Indiana	84 91				
41 A Rutgers	59 61	81 A Minnesota	92 95				
81 H Minnesota	106 112	11 A Maryland	62 80				
166 A Illinois	69 59	5 H Ohio St.	86 82				
56 H Iowa	64 79	31 A Michigan St.	51 74				
5 A Ohio St.	73 76	58 H Purdue	71 85				

Non-Div I Games:

Northwestern

■ Loss, 
 ■ Non-Conf, S Site, 
 ■ Home 
 ■ Away 
 N Neutral

Average RPI Win:	254	WON-LOST	WINNING	LAST 10	STRENGTH OF	OPP. STRENGTH	TEAM	ADJ.	CONF.	ADJ CONF.
Average RPI Loss:	133	RECORD	PCT. RANK	GAMES	SCHEDULE	OF SCHEDULE	RPI	RPI	RPI	RPI
DIV. I ONLY	10- 10	166	6- 4	73	320	124	124	28	28	
DIV. I NON-CONF.	2- 5	253	0- 0	4	288	134	134	26	26	
TOTALS	RPI 1-25	RPI 26-50	W-L RECORDS	RPI 51-100	RPI 101-150	RPI 150+				
10- 10	0- 2	0- 0	OVERALL	0- 1	1- 3	9- 4				
7- 1	0- 0	0- 0	HOME	0- 0	0- 1	7- 0				
3- 8	0- 1	0- 0	AWAY	0- 0	1- 0	2- 0				
0- 1	0- 0	0- 0	NEUTRAL	0- 0	0- 1	0- 0				
2- 5	0- 2	0- 0	NON-CONFERENCE	0- 0	0- 2	2- 1				
2- 0	0- 0	0- 0	HOME	0- 0	0- 0	2- 0				
0- 4	0- 2	0- 0	AWAY	0- 0	0- 1	0- 1				
0- 1	0- 0	0- 0	NEUTRAL	0- 0	0- 1	0- 0				
8- 5	0- 0	0- 0	CONFERENCE	0- 1	1- 1	7- 3				
5- 1	0- 0	0- 0	HOME	0- 0	0- 1	5- 0				
3- 4	0- 0	0- 0	AWAY	0- 1	1- 0	2- 3				
0- 0	0- 0	0- 0	NEUTRAL	0- 0	0- 0	0- 0				

RPI 1-25				RPI 26-50				RPI 51-100				RPI 101+ Team's RPI: 124			
RPI	S	Opponent	Score	RPI	S	Opponent	Score	RPI	S	Opponent	Score	RPI	S	Opponent	Score
4	A	Baylor	44 86					60	A	Abilene Christian	46 67	101	A	New Mexico St.	54 65
8	A	Texas	33 86									127	A	Central Ark.	60 56
												127	H	Central Ark.	49 74
												148	N	Long Beach St.	59 60
												158	A	SMU	36 74
												168	A	McNeese St.	74 78
												168	H	McNeese St.	85 64
												214	H	Grambling	71 62
												234	A	Stephen F. Austin	52 68
												237	H	Sam Houston St.	69 49
												246	H	Houston Baptist	55 44
												278	A	Lamar	73 51
												306	H	Southeastern La.	82 62
												319	H	Jackson St.	59 54
												321	A	Incarnate Word	53 48
												324	A	Nicholls St.	61 70
												326	H	A&M-Corpus Christi	60 43
LAST 12 Division I GAMES:															
168	H	McNeese St.	85 64	324	A	Nicholls St.	61 70								
127	A	Central Ark.	60 56	278	A	Lamar	73 51								
234	A	Stephen F. Austin	52 68	326	H	A&M-Corpus Christi	60 43								
306	H	Southeastern La.	82 62	321	A	Incarnate Word	53 48								
127	H	Central Ark.	49 74	60	A	Abilene Christian	46 67								
168	A	McNeese St.	74 78	237	H	Sam Houston St.	69 49								

Non-Div I Games: LeTourneau 73 44 Xavier (LA) 73 57 LSU-Alexandria 94 65 Central Baptist 86 56 Northwestern St.



Notre Dame

Through Games Of Feb. 14, 2016

Average RPI Win:	80	WON-LOST	WINNING	LAST 10	STRENGTH OF	OPP. STRENGTH	TEAM	ADJ.	CONF.	ADJ CONF.
Average RPI Loss:	2	RECORD	PCT. RANK	GAMES	SCHEDULE	OF SCHEDULE	RPI	RPI	RPI	RPI
DIV. I ONLY	24- 1	3	6- 0	2	2	1	1	5	5	
DIV. I NON-CONF.	12- 1	9	1- 0	8	2	2	2	5	5	
TOTALS	RPI 1-25	RPI 26-50	W-L RECORDS	RPI 51-100	RPI 101-150	RPI 150+				
24- 1	7- 1	2- 0	OVERALL	8- 0	5- 0	2- 0				
12- 0	5- 0	2- 0	HOME	2- 0	3- 0	0- 0				
10- 1	1- 1	0- 0	AWAY	6- 0	2- 0	1- 0				
2- 0	1- 0	0- 0	NEUTRAL	0- 0	0- 0	1- 0				
12- 1	5- 1	0- 0	NON-CONFERENCE	4- 0	1- 0	2- 0				
6- 0	4- 0	0- 0	HOME	1- 0	1- 0	0- 0				
4- 1	0- 1	0- 0	AWAY	3- 0	0- 0	1- 0				
2- 0	1- 0	0- 0	NEUTRAL	0- 0	0- 0	1- 0				
12- 0	2- 0	2- 0	CONFERENCE	4- 0	4- 0	0- 0				
6- 0	1- 0	2- 0	HOME	1- 0	2- 0	0- 0				
6- 0	1- 0	0- 0	AWAY	3- 0	2- 0	0- 0				
0- 0	0- 0	0- 0	NEUTRAL	0- 0	0- 0	0- 0				

RPI	S	Opponent	Score	RPI	S	Opponent	Score	RPI	S	Opponent	Score	RPI	S	Opponent	Score
2	A	UConn	81 91	29	H	Miami (FL)	90 69	51	A	Duke	68 61	102	H	North Carolina	88 54
5	H	Ohio St.	75 72	46	H	North Carolina St.	82 46	62	A	South Dakota St.	75 64	110	H	Virginia Tech	80 41
9	H	Oregon St.	62 61					84	A	Georgia Tech	54 42	112	A	Boston College	63 50
10	N	UCLA	92 84					84	H	Georgia Tech	85 76	114	H	Toledo	74 39
15	H	Tennessee	79 66					86	A	Saint Joseph's	91 55	129	A	Pittsburgh	65 55
18	A	Louisville	66 61					88	H	Bucknell	85 54	231	A	Valparaiso	110 54
19	H	Syracuse	90 62					92	A	TCU	88 72	308	N	Denver	94 52
20	H	DePaul	95 90					94	A	Virginia	74 46				
LAST 12 Division I GAMES:															
10	N	UCLA	92 84	110	H	Virginia Tech	80 41								
29	H	Miami (FL)	90 69	19	H	Syracuse	90 62								
18	A	Louisville	66 61	15	H	Tennessee	79 66								
46	H	North Carolina St.	82 46	112	A	Boston College	63 50								
51	A	Duke	68 61	102	H	North Carolina	88 54								
84	A	Georgia Tech	54 42	94	A	Virginia	74 46								

Non-Div I Games:

Notre Dame

Loss, Non-Conf, S Site, H Home A Away N Neutral

## Oakland

Through Games Of Feb. 14, 2016

Average RPI Win:	248	WON-LOST	WINNING	LAST 10	STRENGTH OF	OPP. STRENGTH	TEAM	ADJ.	CONF.	ADJ CONF.
Average RPI Loss:	152	RECORD	PCT. RANK	GAMES	SCHEDULE	OF SCHEDULE	RPI	RPI	RPI	RPI
DIV. I ONLY	12- 10	147	4- 6	297	186	199	199	14	14	
DIV. I NON-CONF.	6- 3	100	0- 0	342	294	231	231	15	15	
TOTALS	RPI 1-25	RPI 26-50	W-L RECORDS	RPI 51-100	RPI 101-150	RPI 150+				
12- 10	1- 0	0- 1	OVERALL	0- 2	0- 2	11- 5				
5- 5	0- 0	0- 1	HOME	0- 2	0- 1	5- 1				
7- 5	1- 0	0- 0	AWAY	0- 0	0- 1	6- 4				
0- 0	0- 0	0- 0	NEUTRAL	0- 0	0- 0	0- 0				
6- 3	0- 0	0- 1	NON-CONFERENCE	0- 1	0- 0	6- 1				
2- 2	0- 0	0- 1	HOME	0- 1	0- 0	2- 0				
4- 1	0- 0	0- 0	AWAY	0- 0	0- 0	4- 1				
0- 0	0- 0	0- 0	NEUTRAL	0- 0	0- 0	0- 0				
6- 7	1- 0	0- 0	CONFERENCE	0- 1	0- 2	5- 4				
3- 3	0- 0	0- 0	HOME	0- 1	0- 1	3- 1				
3- 4	1- 0	0- 0	AWAY	0- 0	0- 1	2- 3				
0- 0	0- 0	0- 0	NEUTRAL	0- 0	0- 0	0- 0				

RPI 1-25				RPI 26-50				RPI 51-100				RPI 101+ Team's RPI: 199			
RPI	S	Opponent	Score	RPI	S	Opponent	Score	RPI	S	Opponent	Score	RPI	S	Opponent	Score
23	A	Green Bay	58 56	31	H	Michigan St.	62 82	69	H	Central Mich.	87 110	104	A	Youngstown St.	63 67
								91	H	Wright St.	72 77	104	H	Youngstown St.	77 96
												154	H	Northern Ky.	71 75
												178	A	Detroit	79 73
												184	A	Milwaukee	64 77
												208	A	Ill.-Chicago	78 76
												208	H	Ill.-Chicago	78 73
												231	A	Valparaiso	66 81
												231	H	Valparaiso	87 77
												235	H	Dartmouth	78 60
												263	A	Miami (OH)	54 65
												290	A	Vermont	74 68
												293	A	Cleveland St.	75 88
												293	H	Cleveland St.	79 69
												302	A	Niagara	77 67
												328	H	IPFW	81 74
												336	A	Chicago St.	74 51
												346	A	Norfolk St.	83 73
LAST 12 Division I GAMES:															
208	H	Ill.-Chicago	78 73	178	A	Detroit	79 73								
231	H	Valparaiso	87 77	91	H	Wright St.	72 77								
293	A	Cleveland St.	75 88	154	H	Northern Ky.	71 75								
104	A	Youngstown St.	63 67	231	A	Valparaiso	66 81								
184	A	Milwaukee	64 77	208	A	Ill.-Chicago	78 76								
23	A	Green Bay	58 56	293	H	Cleveland St.	79 69								

Non-Div I Games: Rochester College 83 49 Mich.-Dearborn 123 38

Oakland

Loss, Non-Conf, S Site, H Home A Away N Neutral

Average RPI Win:	174	WON-LOST	WINNING	LAST 10	STRENGTH OF	OPP. STRENGTH	TEAM	ADJ.	CONF.	ADJ CONF.
Average RPI Loss:	98	RECORD	PCT. RANK	GAMES	SCHEDULE	OF SCHEDULE	RPI	RPI	RPI	RPI
DIV. I ONLY	19- 4	26	9- 1	116	107	28	28	11	11	
DIV. I NON-CONF.	8- 3	77	0- 0	193	60	63	63	13	13	
TOTALS	RPI 1-25	RPI 26-50	W-L RECORDS	RPI 51-100	RPI 101-150	RPI 150+				
19- 4	0- 1	1- 0	OVERALL	5- 1	4- 1	9- 1				
8- 0	0- 0	0- 0	HOME	3- 0	2- 0	3- 0				
7- 4	0- 0	0- 0	AWAY	1- 1	2- 0	4- 0				
4- 0	0- 0	1- 0	NEUTRAL	1- 0	0- 0	2- 0				
8- 3	0- 1	1- 0	NON-CONFERENCE	2- 1	0- 0	5- 1				
3- 0	0- 0	0- 0	HOME	1- 0	0- 0	2- 0				
1- 3	0- 1	0- 0	AWAY	0- 1	0- 0	1- 1				
4- 0	0- 0	1- 0	NEUTRAL	1- 0	0- 0	2- 0				
11- 1	0- 0	0- 0	CONFERENCE	3- 0	4- 1	4- 0				
5- 0	0- 0	0- 0	HOME	2- 0	2- 0	1- 0				
6- 1	0- 0	0- 0	AWAY	1- 0	2- 1	3- 0				
0- 0	0- 0	0- 0	NEUTRAL	0- 0	0- 0	0- 0				

RPI S	Opponent	Score	RPI S	Opponent	Score	Team's RPI: 28	RPI S	Opponent	Score	RPI S	Opponent	Score
21	A Duquesne	47 64	47	N Indiana	63 56		64	N FGCU	69 57	106	A Eastern Mich.	71 64
							69	H Central Mich.	86 84	114	A Toledo	77 57
							71	A Vanderbilt	59 62	118	H Western Mich.	73 63
							72	H Middle Tenn.	72 49	119	H Akron	75 55
							80	A Ball St.	68 67	134	A Buffalo	43 51
							80	H Ball St.	73 48	166	A Illinois	53 62
										174	N East Carolina	64 61
										251	A Bowling Green	72 57
										257	A Northern Ill.	72 47
										257	H Northern Ill.	95 70
										261	A UNCW	75 59
										271	H Saint Francis (PA)	91 65
										312	N Winthrop	75 54
										317	A Kent St.	93 54
										328	H IPFW	79 52
LAST 12 Division I GAMES:												
114	A Toledo	77 57	317	A Kent St.	93 54							
257	H Northern Ill.	95 70	69	H Central Mich.	86 84							
134	A Buffalo	43 51	106	A Eastern Mich.	71 64							
80	A Ball St.	68 67	251	A Bowling Green	72 57							
119	H Akron	75 55	80	H Ball St.	73 48							
257	A Northern Ill.	72 47	118	H Western Mich.	73 63							

Non-Div I Games:

Ohio

Average RPI Win: 99		WON-LOST	WINNING	LAST 10	STRENGTH OF	OPP. STRENGTH	TEAM	ADJ.	CONF.	ADJ CONF.
Average RPI Loss: 25		RECORD	PCT. RANK	GAMES	SCHEDULE	OF SCHEDULE	RPI	RPI	RPI	RPI
DIV. I ONLY		21- 4	19	9- 1	4	11	5	5	4	4
DIV. I NON-CONF.		8- 3	77	0- 0	6	21	6	6	4	4
TOTALS		RPI 1-25	RPI 26-50		W-L RECORDS		RPI 51-100	RPI 101-150	RPI 150+	
21- 4	3- 3	5- 0		OVERALL		7- 1	1- 0	5- 0		
12- 1	1- 1	4- 0		HOME		4- 0	0- 0	3- 0		
7- 3	1- 2	1- 0		AWAY		2- 1	1- 0	2- 0		
2- 0	1- 0	0- 0		NEUTRAL		1- 0	0- 0	0- 0		
8- 3	1- 3	1- 0		NON-CONFERENCE		3- 0	0- 0	3- 0		
5- 1	0- 1	1- 0		HOME		2- 0	0- 0	2- 0		
1- 2	0- 2	0- 0		AWAY		0- 0	0- 0	1- 0		
2- 0	1- 0	0- 0		NEUTRAL		1- 0	0- 0	0- 0		
13- 1	2- 0	4- 0		CONFERENCE		4- 1	1- 0	2- 0		
7- 0	1- 0	3- 0		HOME		2- 0	0- 0	1- 0		
6- 1	1- 0	1- 0		AWAY		2- 1	1- 0	1- 0		
0- 0	0- 0	0- 0		NEUTRAL		0- 0	0- 0	0- 0		

RPI	S	Opponent	Score	RPI	S	Opponent	Score	RPI	S	Opponent	Score	RPI	S	Opponent	Score
1	A	Notre Dame	72 75	31	H	Michigan St.	85 80	56	A	Iowa	98 81	131	A	Penn St.	77 63
2	H	UConn	56 100	38	H	Princeton	90 70	58	H	Purdue	90 70	151	H	Wisconsin	87 61
3	A	South Carolina	80 88	41	A	Rutgers	67 58	65	A	Michigan	97 93	166	A	Illinois	80 70
11	A	Maryland	80 71	41	H	Rutgers	90 78	94	H	Virginia	93 73	219	A	Cincinnati	105 76
11	H	Maryland	94 86	47	H	Indiana	97 70	95	A	Northwestern	82 86	264	H	N.C. A&T	89 56
14	N	Texas A&M	95 80					95	H	Northwestern	76 73	343	H	Wagner	106 47
								98	N	Liberty	75 65				
								99	H	Belmont	84 56				
LAST 12 Division I GAMES:															
131	A	Penn St.	77 63	41	A	Rutgers	67 58								
56	A	Iowa	98 81	65	A	Michigan	97 93								
11	H	Maryland	94 86	58	H	Purdue	90 70								
151	H	Wisconsin	87 61	95	A	Northwestern	82 86								
166	A	Illinois	80 70	41	H	Rutgers	90 78								
95	H	Northwestern	76 73	47	H	Indiana	97 70								

Non-Div I Games:

Ohio St.

■ Loss, 
■ Non-Conf, S Site, 
■ Home 
■ Away 
N Neutral

## Oklahoma

Through Games Of Feb. 14, 2016

Average RPI Win:	124	WON-LOST	WINNING	LAST 10	STRENGTH OF	OPP. STRENGTH	TEAM	ADJ.	CONF.	ADJ CONF.
Average RPI Loss:	47	RECORD	PCT. RANK	GAMES	SCHEDULE	OF SCHEDULE	RPI	RPI	RPI	RPI
DIV. I ONLY	17- 7	63	6- 4	29	14	24	24	3	3	
DIV. I NON-CONF.	9- 2	37	0- 0	195	22	65	65	3	3	
TOTALS	RPI 1-25	RPI 26-50	W-L RECORDS	RPI 51-100	RPI 101-150	RPI 150+				
17- 7	2- 5	3- 1	OVERALL	3- 0	4- 0	5- 1				
10- 2	2- 1	2- 0	HOME	1- 0	2- 0	3- 1				
5- 4	0- 3	1- 1	AWAY	1- 0	1- 0	2- 0				
2- 1	0- 1	0- 0	NEUTRAL	1- 0	1- 0	0- 0				
9- 2	1- 1	1- 0	NON-CONFERENCE	1- 0	2- 0	4- 1				
4- 1	1- 0	0- 0	HOME	0- 0	1- 0	2- 1				
3- 0	0- 0	1- 0	AWAY	0- 0	0- 0	2- 0				
2- 1	0- 1	0- 0	NEUTRAL	1- 0	1- 0	0- 0				
8- 5	1- 4	2- 1	CONFERENCE	2- 0	2- 0	1- 0				
6- 1	1- 1	2- 0	HOME	1- 0	1- 0	1- 0				
2- 4	0- 3	0- 1	AWAY	1- 0	1- 0	0- 0				
0- 0	0- 0	0- 0	NEUTRAL	0- 0	0- 0	0- 0				

RPI	S	Opponent	Score	RPI	S	Opponent	Score	RPI	S	Opponent	Score	RPI	S	Opponent	Score
4	A	Baylor	68 78	30	A	Washington	71 68	70	N	Utah	70 55	103	A	Iowa St.	77 71
8	A	Texas	76 83	37	H	West Virginia	57 54	92	A	TCU	78 65	112	N	Boston College	76 61
8	H	Texas	74 56	48	A	Kansas St.	71 87	92	H	TCU	77 64	133	H	Texas Tech	92 53
12	H	BYU	73 47	48	H	Kansas St.	68 58					135	H	Little Rock	65 52
14	N	Texas A&M	68 74									185	A	Tulsa	75 62
16	A	Oklahoma St.	42 73									195	H	Kansas	67 44
16	H	Oklahoma St.	69 71									226	H	North Texas	57 61
												244	H	UTSA	80 41
												298	A	Bradley	79 46
												312	H	Winthrop	78 48
LAST 12 Division I GAMES:															
8	H	Texas	74 56	8	A	Texas	76 83								
48	A	Kansas St.	71 87	133	H	Texas Tech	92 53								
92	H	TCU	77 64	16	A	Oklahoma St.	42 73								
16	H	Oklahoma St.	69 71	48	H	Kansas St.	68 58								
103	A	Iowa St.	77 71	92	A	TCU	78 65								
37	H	West Virginia	57 54	4	A	Baylor	68 78								

Non-Div I Games:

Oklahoma

■ Loss, 
 ■ Non-Conf, S Site, 
 ■ Home 
 ■ Away 
 N Neutral

Average RPI Win:	136	WON-LOST	WINNING	LAST 10	STRENGTH OF	OPP. STRENGTH	TEAM	ADJ.	CONF.	ADJ CONF.
Average RPI Loss:	42	RECORD	PCT. RANK	GAMES	SCHEDULE	OF SCHEDULE	RPI	RPI	RPI	RPI
DIV. I ONLY	19- 5	34	7- 3	41	46	16	16	3	3	
DIV. I NON-CONF.	10- 1	19	0- 0	181	176	37	37	3	3	
TOTALS	RPI 1-25	RPI 26-50	W-L RECORDS	RPI 51-100	RPI 101-150	RPI 150+				
19- 5	3- 2	1- 2	OVERALL	3- 0	5- 1	7- 0				
14- 1	2- 1	1- 0	HOME	2- 0	4- 0	5- 0				
5- 4	1- 1	0- 2	AWAY	1- 0	1- 1	2- 0				
0- 0	0- 0	0- 0	NEUTRAL	0- 0	0- 0	0- 0				
10- 1	0- 0	0- 1	NON-CONFERENCE	2- 0	2- 0	6- 0				
8- 0	0- 0	0- 0	HOME	1- 0	2- 0	5- 0				
2- 1	0- 0	0- 1	AWAY	1- 0	0- 0	1- 0				
0- 0	0- 0	0- 0	NEUTRAL	0- 0	0- 0	0- 0				
9- 4	3- 2	1- 1	CONFERENCE	1- 0	3- 1	1- 0				
6- 1	2- 1	1- 0	HOME	1- 0	2- 0	0- 0				
3- 3	1- 1	0- 1	AWAY	0- 0	1- 1	1- 0				
0- 0	0- 0	0- 0	NEUTRAL	0- 0	0- 0	0- 0				

RPI 1-25				Team's RPI: 16		RPI 26-50				RPI 51-100				RPI 101+					
RPI	S	Opponent	Score		RPI	S	Opponent	Score		RPI	S	Opponent	Score		RPI	S	Opponent	Score	
4	H	Baylor	52	45	37	H	West Virginia	63	51	73	H	Washington St.	70	60	102	H	North Carolina	77	67
8	A	Texas	55	70	43	A	South Fla.	46	68	85	A	Missouri St.	74	55	103	A	Iowa St.	42	49
8	H	Texas	48	78	48	A	Kansas St.	44	47	92	H	TCU	80	52	103	H	Iowa St.	79	76
24	A	Oklahoma	71	69											133	A	Texas Tech	69	46
24	H	Oklahoma	73	42											133	H	Texas Tech	70	57
															136	H	Oral Roberts	59	55
															165	H	SIUE	86	61
															195	A	Kansas	74	46
															204	H	UTRGV	78	54
															229	H	Texas Southern	87	52
															270	A	UCF	74	55
															278	H	Lamar	90	45
															301	H	Savannah St.	76	48
LAST 12 Division I GAMES:																			
					37	H	West Virginia	63	51	103	H	Iowa St.	79	76					
					8	A	Texas	55	70	24	H	Oklahoma	73	42					
					133	H	Texas Tech	70	57	48	A	Kansas St.	44	47					
					24	A	Oklahoma	71	69	8	H	Texas	48	78					
					92	H	TCU	80	52	133	A	Texas Tech	69	46					
					195	A	Kansas	74	46	103	A	Iowa St.	42	49					

Non-Div I Games:

Oklahoma St.

Average RPI Win:	210	WON-LOST	WINNING	LAST 10	STRENGTH OF	OPP. STRENGTH	TEAM	ADJ.	CONF.	ADJ CONF.
Average RPI Loss:	127	RECORD	PCT. RANK	GAMES	SCHEDULE	OF SCHEDULE	RPI	RPI	RPI	RPI
DIV. I ONLY	11- 13	194	6- 4	128	163	161	161	12	12	
DIV. I NON-CONF.	4- 8	234	0- 0	153	254	218	218	10	10	
TOTALS	RPI 1-25	RPI 26-50	W-L RECORDS	RPI 51-100	RPI 101-150	RPI 150+				
11- 13	0- 1	0- 2	OVERALL	3- 1	0- 5	8- 4				
6- 3	0- 0	0- 1	HOME	1- 0	0- 1	5- 1				
5- 7	0- 0	0- 1	AWAY	2- 0	0- 3	3- 3				
0- 3	0- 1	0- 0	NEUTRAL	0- 1	0- 1	0- 0				
4- 8	0- 1	0- 1	NON-CONFERENCE	0- 1	0- 3	4- 2				
2- 2	0- 0	0- 1	HOME	0- 0	0- 1	2- 0				
2- 3	0- 0	0- 0	AWAY	0- 0	0- 1	2- 2				
0- 3	0- 1	0- 0	NEUTRAL	0- 1	0- 1	0- 0				
7- 5	0- 0	0- 1	CONFERENCE	3- 0	0- 2	4- 2				
4- 1	0- 0	0- 0	HOME	1- 0	0- 0	3- 1				
3- 4	0- 0	0- 1	AWAY	2- 0	0- 2	1- 1				
0- 0	0- 0	0- 0	NEUTRAL	0- 0	0- 0	0- 0				

RPI S	Opponent	Score	RPI S	Opponent	Score	RPI S	Opponent	Score	RPI S	Opponent	Score	Team's RPI: 161
11 N	Maryland	49 95	29 H	Miami (FL)	35 61	62 N	South Dakota St.	39 71	105 A	VCU	54 74	
			49 A	Western Ky.	51 68	72 A	Middle Tenn.	61 58	129 N	Pittsburgh	58 67	
						90 A	Charlotte	71 59	140 H	ETSU	52 56	
						90 H	Charlotte	94 85	141 A	UAB	55 58	
									143 A	Marshall	62 80	
									151 H	Southern Miss.	53 45	
									171 H	Fla. Atlantic	85 45	
									176 H	Louisiana Tech	51 69	
									203 A	Richmond	57 62	
									221 A	William & Mary	64 75	
									226 A	North Texas	65 48	
									240 A	Rice	46 68	
									259 H	Loyola Maryland	64 41	
									289 H	FIU	84 49	
									304 A	UMES	69 52	
									318 A	Howard	83 64	
									343 H	Wagner	71 57	
LAST 12 Division I GAMES:												
240 A	Rice	46 68	49 A	Western Ky.	51 68							
226 A	North Texas	65 48	72 A	Middle Tenn.	61 58							
90 H	Charlotte	94 85	141 A	UAB	55 58							
289 H	FIU	84 49	151 H	Southern Miss.	53 45							
171 H	Fla. Atlantic	85 45	176 H	Louisiana Tech	51 69							
143 A	Marshall	62 80	90 A	Charlotte	71 59							

Non-Div I Games:

Old Dominion

■ Loss, 
 ■ Non-Conf, 
 ■ S Site, 
 ■ H Home 
 ■ A Away 
 N Neutral

Average RPI Win:	215	WON-LOST	WINNING	LAST 10	STRENGTH OF	OPP. STRENGTH	TEAM	ADJ.	CONF.	ADJ CONF.
Average RPI Loss:	70	RECORD	PCT. RANK	GAMES	SCHEDULE	OF SCHEDULE	RPI	RPI	RPI	RPI
DIV. I ONLY	10- 14	223	1- 9	64	96	159	159	2	2	
DIV. I NON-CONF.	8- 5	119	1- 0	237	328	194	194	2	2	
-----										
TOTALS	RPI 1-25	RPI 26-50	W-L RECORDS	RPI 51-100	RPI 101-150	RPI 150+				
10- 14	1- 4	1- 3	OVERALL	1- 3	1- 3	6- 1				
8- 6	1- 1	1- 2	HOME	1- 2	0- 1	5- 0				
2- 8	0- 3	0- 1	AWAY	0- 1	1- 2	1- 1				
0- 0	0- 0	0- 0	NEUTRAL	0- 0	0- 0	0- 0				
8- 5	0- 0	1- 0	NON-CONFERENCE	0- 3	1- 1	6- 1				
6- 3	0- 0	1- 0	HOME	0- 2	0- 1	5- 0				
2- 2	0- 0	0- 0	AWAY	0- 1	1- 0	1- 1				
0- 0	0- 0	0- 0	NEUTRAL	0- 0	0- 0	0- 0				
2- 9	1- 4	0- 3	CONFERENCE	1- 0	0- 2	0- 0				
2- 3	1- 1	0- 2	HOME	1- 0	0- 0	0- 0				
0- 6	0- 3	0- 1	AWAY	0- 0	0- 2	0- 0				
0- 0	0- 0	0- 0	NEUTRAL	0- 0	0- 0	0- 0				

RPI 1-25				RPI 26-50				RPI 51-100				RPI 101+ Team's RPI: 159			
RPI	S	Opponent	Score	RPI	S	Opponent	Score	RPI	S	Opponent	Score	RPI	S	Opponent	Score
3	A	South Carolina	62 81	26	A	Georgia	56 70	71	H	Vanderbilt	55 52	123	A	LSU	57 76
14	A	Texas A&M	58 81	33	H	Missouri	46 60	72	A	Middle Tenn.	75 84	139	A	Stony Brook	72 57
17	H	Kentucky	73 65	49	H	Western Ky.	59 53	78	H	Tulane	59 61	148	A	Alabama	37 48
22	H	Florida	65 85	50	H	Auburn	60 65	85	H	Missouri St.	78 91	150	H	La.-Lafayette	78 82
25	A	Mississippi St.	51 79									151	A	Southern Miss.	38 57
												168	H	McNeese St.	96 56
												334	H	Ark.-Pine Bluff	80 45
												340	H	New Orleans	97 59
												343	A	Wagner	86 49
												344	H	Alabama A&M	103 42
												349	H	Mississippi Val.	97 61
LAST 12 Division I GAMES:															
50	H	Auburn	60 65	25	A	Mississippi St.	51 79								
26	A	Georgia	56 70	14	A	Texas A&M	58 81								
148	A	Alabama	37 48	22	H	Florida	65 85								
33	H	Missouri	46 60	123	A	LSU	57 76								
3	A	South Carolina	62 81	71	H	Vanderbilt	55 52								
17	H	Kentucky	73 65	344	H	Alabama A&M	103 42								

Non-Div I Games:

Ole Miss

■ Loss, 
 ■ Non-Conf, 
 ■ S Site, 
 ■ H Home 
 ■ A Away 
 N Neutral



Average RPI Win:	295	WON-LOST	WINNING	LAST 10	STRENGTH OF	OPP. STRENGTH	TEAM	ADJ.	CONF.	ADJ CONF.
Average RPI Loss:	152	RECORD	PCT. RANK	GAMES	SCHEDULE	OF SCHEDULE	RPI	RPI	RPI	RPI
DIV. I ONLY	10- 13	207	3- 7	302	242	275	275	18	18	
DIV. I NON-CONF.	5- 5	160	0- 0	333	266	282	282	19	19	
TOTALS	RPI 1-25	RPI 26-50	W-L RECORDS	RPI 51-100	RPI 101-150	RPI 150+				
10- 13	0- 0	0- 0	OVERALL	0- 4	0- 4	10- 5				
7- 5	0- 0	0- 0	HOME	0- 2	0- 2	7- 1				
2- 7	0- 0	0- 0	AWAY	0- 2	0- 2	2- 3				
1- 1	0- 0	0- 0	NEUTRAL	0- 0	0- 0	1- 1				
5- 5	0- 0	0- 0	NON-CONFERENCE	0- 0	0- 2	5- 3				
3- 2	0- 0	0- 0	HOME	0- 0	0- 1	3- 1				
1- 2	0- 0	0- 0	AWAY	0- 0	0- 1	1- 1				
1- 1	0- 0	0- 0	NEUTRAL	0- 0	0- 0	1- 1				
5- 8	0- 0	0- 0	CONFERENCE	0- 4	0- 2	5- 2				
4- 3	0- 0	0- 0	HOME	0- 2	0- 1	4- 0				
1- 5	0- 0	0- 0	AWAY	0- 2	0- 1	1- 2				
0- 0	0- 0	0- 0	NEUTRAL	0- 0	0- 0	0- 0				

RPI 1-25				RPI 26-50				RPI 51-100				RPI 101+				Team's RPI: 275	
RPI	S	Opponent	Score	RPI	S	Opponent	Score	RPI	S	Opponent	Score	RPI	S	Opponent	Score		
								62	A	South Dakota St.	58 68	115	A	IUPUI	59 75		
								62	H	South Dakota St.	47 65	128	A	North Dakota	52 67		
								79	A	South Dakota	76 82	136	H	Oral Roberts	65 67		
								79	H	South Dakota	55 70	142	H	Creighton	46 69		
												165	A	SIUE	86 90		
												222	H	Utah Valley	59 74		
												227	A	Western Ill.	55 74		
												227	H	Western Ill.	79 66		
												233	A	Indiana St.	51 50		
												246	N	Houston Baptist	51 64		
												270	H	UCF	75 60		
												295	H	UMKC	57 42		
												308	H	Denver	67 55		
												309	A	North Dakota St.	67 74		
												309	H	North Dakota St.	77 52		
												315	N	Illinois St.	60 56		
												328	A	IPFW	60 58		
												328	H	IPFW	71 64		
												338	H	Eastern Ill.	76 67		
LAST 12 Division I GAMES:																	
309	A	North Dakota St.	67 74	136	H	Oral Roberts	65 67										
328	H	IPFW	71 64	308	H	Denver	67 55										
79	H	South Dakota	55 70	115	A	IUPUI	59 75										
62	H	South Dakota St.	47 65	79	A	South Dakota	76 82										
227	A	Western Ill.	55 74	62	A	South Dakota St.	58 68										
328	A	IPFW	60 58	227	H	Western Ill.	79 66										

Non-Div I Games: Midland 58 53 Waldorf 97 32

Omaha

Loss, Non-Conf, S Site, H Home A Away N Neutral

Oral Roberts

Through Games Of Feb. 14, 2016

Average RPI Win:	241	WON-LOST	WINNING	LAST 10	STRENGTH OF	OPP. STRENGTH	TEAM	ADJ.	CONF.	ADJ CONF.
Average RPI Loss:	101	RECORD	PCT. RANK	GAMES	SCHEDULE	OF SCHEDULE	RPI	RPI	RPI	RPI
DIV. I ONLY	10- 13	207	6- 4	111	136	136	136	18	18	
DIV. I NON-CONF.	2- 8	290	0- 0	95	12	173	173	19	19	
TOTALS	RPI 1-25	RPI 26-50	W-L RECORDS	RPI 51-100	RPI 101-150	RPI 150+				
10- 13	0- 2	0- 0	OVERALL	1- 5	1- 4	8- 2				
4- 3	0- 0	0- 0	HOME	1- 1	0- 2	3- 0				
6- 10	0- 2	0- 0	AWAY	0- 4	1- 2	5- 2				
0- 0	0- 0	0- 0	NEUTRAL	0- 0	0- 0	0- 0				
2- 8	0- 2	0- 0	NON-CONFERENCE	0- 2	0- 3	2- 1				
0- 1	0- 0	0- 0	HOME	0- 0	0- 1	0- 0				
2- 7	0- 2	0- 0	AWAY	0- 2	0- 2	2- 1				
0- 0	0- 0	0- 0	NEUTRAL	0- 0	0- 0	0- 0				
8- 5	0- 0	0- 0	CONFERENCE	1- 3	1- 1	6- 1				
4- 2	0- 0	0- 0	HOME	1- 1	0- 1	3- 0				
4- 3	0- 0	0- 0	AWAY	0- 2	1- 0	3- 1				
0- 0	0- 0	0- 0	NEUTRAL	0- 0	0- 0	0- 0				

RPI 1-25				RPI 26-50				RPI 51-100				RPI 101+ Team's RPI: 136			
RPI	S	Opponent	Score	RPI	S	Opponent	Score	RPI	S	Opponent	Score	RPI	S	Opponent	Score
4	A	Baylor	39 97					62	A	South Dakota St.	48 60	106	A	Eastern Mich.	69 77
16	A	Oklahoma St.	55 59					62	H	South Dakota St.	50 68	115	A	IUPUI	52 47
								65	A	Michigan	44 61	115	H	IUPUI	54 57
								79	A	South Dakota	48 71	130	A	Arkansas	50 65
								79	H	South Dakota	60 56	135	H	Little Rock	52 66
								85	A	Missouri St.	64 72	185	A	Tulsa	59 53
												195	A	Kansas	70 63
												227	A	Western Ill.	61 72
												230	A	Grand Canyon	64 66
												275	A	Omaha	67 65
												308	A	Denver	59 56
												308	H	Denver	65 33
												309	A	North Dakota St.	52 42
												309	H	North Dakota St.	59 58
												328	H	IPFW	61 59
LAST 12 Division I GAMES:															
				79	A	South Dakota	48 71	308	H	Denver	65 33				
				62	A	South Dakota St.	48 60	275	A	Omaha	67 65				
				308	A	Denver	59 56	328	H	IPFW	61 59				
				309	H	North Dakota St.	59 58	309	A	North Dakota St.	52 42				
				115	H	IUPUI	54 57	79	H	South Dakota	60 56				
				62	H	South Dakota St.	50 68	115	A	IUPUI	52 47				

Non-Div I Games: Lyon 49 68 Evangel 89 46

Oral Roberts

Loss, Non-Conf, S Site, H Home A Away N Neutral

## Oregon

Through Games Of Feb. 14, 2016

Average RPI Win:	159	WON-LOST	WINNING	LAST 10	STRENGTH OF	OPP. STRENGTH	TEAM	ADJ.	CONF.	ADJ CONF.
Average RPI Loss:	13	RECORD	PCT. RANK	GAMES	SCHEDULE	OF SCHEDULE	RPI	RPI	RPI	RPI
DIV. I ONLY	19- 6	41	8- 2	139	6	59	59	1	1	
DIV. I NON-CONF.	11- 0	1	0- 0	328	49	77	77	1	1	
TOTALS	RPI 1-25	RPI 26-50	W-L RECORDS	RPI 51-100	RPI 101-150	RPI 150+				
19- 6	0- 5	1- 1	OVERALL	5- 0	3- 0	10- 0				
14- 3	0- 3	0- 0	HOME	3- 0	2- 0	9- 0				
5- 3	0- 2	1- 1	AWAY	2- 0	1- 0	1- 0				
0- 0	0- 0	0- 0	NEUTRAL	0- 0	0- 0	0- 0				
11- 0	0- 0	0- 0	NON-CONFERENCE	1- 0	2- 0	8- 0				
10- 0	0- 0	0- 0	HOME	1- 0	1- 0	8- 0				
1- 0	0- 0	0- 0	AWAY	0- 0	1- 0	0- 0				
0- 0	0- 0	0- 0	NEUTRAL	0- 0	0- 0	0- 0				
8- 6	0- 5	1- 1	CONFERENCE	4- 0	1- 0	2- 0				
4- 3	0- 3	0- 0	HOME	2- 0	1- 0	1- 0				
4- 3	0- 2	1- 1	AWAY	2- 0	0- 0	1- 0				
0- 0	0- 0	0- 0	NEUTRAL	0- 0	0- 0	0- 0				

RPI 1-25				RPI 26-50				RPI 51-100				Team's RPI: 59	RPI 101+			
RPI	S	Opponent	Score	RPI	S	Opponent	Score	RPI	S	Opponent	Score		RPI	S	Opponent	Score
6	H	Stanford	62 64	30	A	Washington	75 63	66	H	UC Riverside	95 81		102	A	North Carolina	79 77
7	H	Arizona St.	58 63	39	A	Southern California	67 74	70	A	Utah	77 65		113	H	Arizona	76 54
9	A	Oregon St.	33 60					70	H	Utah	69 58		128	H	North Dakota	77 51
9	H	Oregon St.	45 59					73	A	Washington St.	73 48		162	H	Hampton	86 51
10	A	UCLA	69 80					77	H	California	69 59		179	A	Colorado	59 46
													179	H	Colorado	77 70
													189	H	San Jose St.	104 74
													222	H	Utah Valley	79 68
													241	H	Clemson	69 56
													255	H	Seattle	82 62
													260	H	UC Santa Barbara	79 51
													282	H	Portland	93 52
													325	H	Portland St.	122 59
LAST 12 Division I GAMES:																
179	H	Colorado	77 70	70	A	Utah	77 65									
70	H	Utah	69 58	179	A	Colorado	59 46									
30	A	Washington	75 63	77	H	California	69 59									
73	A	Washington St.	73 48	6	H	Stanford	62 64									
113	H	Arizona	76 54	9	H	Oregon St.	45 59									
7	H	Arizona St.	58 63	9	A	Oregon St.	33 60									

Non-Div I Games:

Oregon

■ Loss, 
 ■ Non-Conf, S Site, 
 ■ Home 
 ■ Away 
 N Neutral

Average RPI Win:	113	WON-LOST	WINNING	LAST 10	STRENGTH OF	OPP. STRENGTH	TEAM	ADJ.	CONF.	ADJ CONF.
Average RPI Loss:	9	RECORD	PCT. RANK	GAMES	SCHEDULE	OF SCHEDULE	RPI	RPI	RPI	RPI
DIV. I ONLY	22- 3	11	10- 0	49	4	9	9	1	1	
DIV. I NON-CONF.	9- 2	37	0- 0	122	19	45	45	1	1	
TOTALS	RPI 1-25	RPI 26-50	W-L RECORDS	RPI 51-100	RPI 101-150	RPI 150+				
22- 3	2- 3	2- 0	OVERALL	9- 0	3- 0	6- 0				
12- 1	2- 1	0- 0	HOME	4- 0	2- 0	4- 0				
8- 2	0- 2	2- 0	AWAY	4- 0	0- 0	2- 0				
2- 0	0- 0	0- 0	NEUTRAL	1- 0	1- 0	0- 0				
9- 2	0- 2	0- 0	NON-CONFERENCE	3- 0	2- 0	4- 0				
5- 1	0- 1	0- 0	HOME	1- 0	1- 0	3- 0				
2- 1	0- 1	0- 0	AWAY	1- 0	0- 0	1- 0				
2- 0	0- 0	0- 0	NEUTRAL	1- 0	1- 0	0- 0				
13- 1	2- 1	2- 0	CONFERENCE	6- 0	1- 0	2- 0				
7- 0	2- 0	0- 0	HOME	3- 0	1- 0	1- 0				
6- 1	0- 1	2- 0	AWAY	3- 0	0- 0	1- 0				
0- 0	0- 0	0- 0	NEUTRAL	0- 0	0- 0	0- 0				

RPI	S	Opponent	Score	RPI	S	Opponent	Score	RPI	S	Opponent	Score	RPI	S	Opponent	Score
1	A	Notre Dame	61 62	30	A	Washington	61 53	59	A	Oregon	59 45	113	H	Arizona	71 43
6	H	Stanford	58 50	39	A	Southern California	57 49	59	H	Oregon	60 33	130	N	Arkansas	63 47
7	H	Arizona St.	67 44					66	H	UC Riverside	86 65	132	H	Idaho	69 44
10	A	UCLA	51 71					67	N	Hofstra	73 50	179	A	Colorado	61 47
15	H	Tennessee	50 53					70	A	Utah	62 53	179	H	Colorado	73 50
								70	H	Utah	72 53	196	H	Cal Poly	80 43
								73	A	Washington St.	54 45	245	H	CSU Bakersfield	75 51
								77	H	California	70 48	282	A	Portland	94 50
								82	A	Marquette	65 58	316	H	Longwood	110 45
LAST 12 Division I GAMES:															
70	H	Utah	72 53	179	A	Colorado	61 47								
179	H	Colorado	73 50	70	A	Utah	62 53								
73	A	Washington St.	54 45	6	H	Stanford	58 50								
30	A	Washington	61 53	77	H	California	70 48								
7	H	Arizona St.	67 44	59	A	Oregon	59 45								
113	H	Arizona	71 43	59	H	Oregon	60 33								

Non-Div I Games:

Oregon St.

## Pacific

Through Games Of Feb. 14, 2016

Average RPI Win:	218	WON-LOST	WINNING	LAST 10	STRENGTH OF	OPP. STRENGTH	TEAM	ADJ.	CONF.	ADJ CONF.
Average RPI Loss:	115	RECORD	PCT. RANK	GAMES	SCHEDULE	OF SCHEDULE	RPI	RPI	RPI	RPI
DIV. I ONLY	10- 14	223	3- 7	106	142	157	157	9	9	
DIV. I NON-CONF.	6- 4	125	0- 0	220	281	126	126	9	9	
TOTALS	RPI 1-25	RPI 26-50	W-L RECORDS	RPI 51-100	RPI 101-150	RPI 150+				
10- 14	0- 2	0- 0	OVERALL	1- 6	1- 2	8- 4				
4- 5	0- 1	0- 0	HOME	1- 2	0- 1	3- 1				
6- 9	0- 0	0- 0	AWAY	0- 0	1- 0	5- 0				
0- 0	0- 0	0- 0	NEUTRAL	0- 0	0- 0	0- 0				
6- 4	0- 0	0- 0	NON-CONFERENCE	0- 0	1- 2	5- 2				
2- 1	0- 0	0- 0	HOME	0- 0	0- 1	2- 0				
4- 3	0- 0	0- 0	AWAY	0- 0	1- 1	3- 2				
0- 0	0- 0	0- 0	NEUTRAL	0- 0	0- 0	0- 0				
4- 10	0- 2	0- 0	CONFERENCE	1- 6	0- 0	3- 2				
2- 4	0- 1	0- 0	HOME	1- 2	0- 0	1- 1				
2- 6	0- 1	0- 0	AWAY	0- 4	0- 0	2- 1				
0- 0	0- 0	0- 0	NEUTRAL	0- 0	0- 0	0- 0				

RPI 1-25				RPI 26-50				RPI 51-100				RPI 101+ Team's RPI: 157			
RPI	S	Opponent	Score	RPI	S	Opponent	Score	RPI	S	Opponent	Score	RPI	S	Opponent	Score
12	A	BYU	62 79					55	A	Santa Clara	52 76	102	A	North Carolina	66 63
12	H	BYU	57 67					57	A	St. Mary's (CA)	75 83	113	A	Arizona	56 69
								57	H	St. Mary's (CA)	73 82	148	H	Long Beach St.	60 68
								83	A	San Diego	56 69	189	H	San Jose St.	81 69
								83	H	San Diego	56 59	190	A	UC Davis	66 53
								96	A	Gonzaga	61 68	207	A	Montana	54 64
								97	H	San Francisco	70 57	212	A	Gardner-Webb	84 77
												217	A	Utah St.	70 78
												238	A	Loyola Marymount	88 96
												238	H	Loyola Marymount	60 63
												245	A	CSU Bakersfield	80 74
												265	A	Pepperdine	92 64
												265	H	Pepperdine	65 62
												282	A	Portland	72 64
												329	H	Nevada	74 52
LAST 12 Division I GAMES:															
265	A	Pepperdine	92 64	282	A	Portland	72 64								
238	A	Loyola Marymount	88 96	57	H	St. Mary's (CA)	73 82								
83	H	San Diego	56 59	238	H	Loyola Marymount	60 63								
12	H	BYU	57 67	265	H	Pepperdine	65 62								
57	A	St. Mary's (CA)	75 83	12	A	BYU	62 79								
96	A	Gonzaga	61 68	83	A	San Diego	56 69								

Non-Div I Games: Stanislaus St. 74 61

Pacific

■ Loss, 
 ■ Non-Conf, S Site, 
 ■ Home 
 ■ Away 
 N Neutral

Average RPI Win:	179	WON-LOST	WINNING	LAST 10	STRENGTH OF	OPP. STRENGTH	TEAM	ADJ.	CONF.	ADJ CONF.
Average RPI Loss:	64	RECORD	PCT. RANK	GAMES	SCHEDULE	OF SCHEDULE	RPI	RPI	RPI	RPI
DIV. I ONLY	17- 3	15	9- 1	107	140	36	36	10	10	
DIV. I NON-CONF.	10- 3	61	3- 1	155	127	61	61	11	11	
TOTALS	RPI 1-25	RPI 26-50	W-L RECORDS	RPI 51-100	RPI 101-150	RPI 150+				
17- 3	0- 0	2- 0	OVERALL	2- 3	2- 0	11- 0				
10- 1	0- 0	2- 0	HOME	1- 1	0- 0	7- 0				
7- 2	0- 0	0- 0	AWAY	1- 2	2- 0	4- 0				
0- 0	0- 0	0- 0	NEUTRAL	0- 0	0- 0	0- 0				
10- 3	0- 0	1- 0	NON-CONFERENCE	2- 3	1- 0	6- 0				
5- 1	0- 0	1- 0	HOME	1- 1	0- 0	3- 0				
5- 2	0- 0	0- 0	AWAY	1- 2	1- 0	3- 0				
0- 0	0- 0	0- 0	NEUTRAL	0- 0	0- 0	0- 0				
7- 0	0- 0	1- 0	CONFERENCE	0- 0	1- 0	5- 0				
5- 0	0- 0	1- 0	HOME	0- 0	0- 0	4- 0				
2- 0	0- 0	0- 0	AWAY	0- 0	1- 0	1- 0				
0- 0	0- 0	0- 0	NEUTRAL	0- 0	0- 0	0- 0				

RPI 1-25				RPI 26-50				Team's RPI: 36		RPI 51-100				RPI 101+			
RPI	S	Opponent	Score	RPI	S	Opponent	Score		RPI	S	Opponent	Score	RPI	S	Opponent	Score	
				38	H	Princeton	50 48		51	H	Duke	50 57	117	A	Harvard	68 48	
				45	H	Colorado St.	49 48		54	A	Villanova	46 66	125	A	Hawaii	64 54	
									63	A	Temple	60 54	153	H	Cornell	65 50	
									86	A	Saint Joseph's	46 50	156	H	Yale	68 49	
									87	H	Drexel	72 67	170	A	UMBC	81 46	
													188	H	Brown	66 49	
													220	H	Columbia	71 51	
													235	A	Dartmouth	56 41	
													242	A	New Hampshire	67 60	
													249	H	Navy	57 43	
													279	A	La Salle	78 68	
													331	H	Lafayette	54 37	
													343	H	Wagner	78 50	
LAST 12 Division I GAMES:																	
				153	H	Cornell	65 50		54	A	Villanova	46 66					
				220	H	Columbia	71 51		63	A	Temple	60 54					
				235	A	Dartmouth	56 41		279	A	La Salle	78 68					
				117	A	Harvard	68 48		38	H	Princeton	50 48					
				188	H	Brown	66 49		125	A	Hawaii	64 54					
				156	H	Yale	68 49		343	H	Wagner	78 50					

Non-Div I Games: BYU-Hawaii 73 41

Penn

Average RPI Win:	154	WON-LOST	WINNING	LAST 10	STRENGTH OF	OPP. STRENGTH	TEAM	ADJ.	CONF.	ADJ CONF.
Average RPI Loss:	68	RECORD	PCT. RANK	GAMES	SCHEDULE	OF SCHEDULE	RPI	RPI	RPI	RPI
DIV. I ONLY	9- 16	250	1- 5	21	36	131	131	4	4	
DIV. I NON-CONF.	5- 6	180	0- 1	48	118	150	150	4	4	
TOTALS	RPI 1-25	RPI 26-50	W-L RECORDS	RPI 51-100	RPI 101-150	RPI 150+				
9- 16	0- 4	1- 4	OVERALL	2- 5	1- 1	5- 2				
6- 8	0- 2	0- 2	HOME	1- 3	1- 1	4- 0				
3- 7	0- 1	1- 2	AWAY	1- 2	0- 0	1- 2				
0- 1	0- 1	0- 0	NEUTRAL	0- 0	0- 0	0- 0				
5- 6	0- 2	0- 2	NON-CONFERENCE	0- 0	1- 1	4- 1				
5- 1	0- 0	0- 0	HOME	0- 0	1- 1	4- 0				
0- 4	0- 1	0- 2	AWAY	0- 0	0- 0	0- 1				
0- 1	0- 1	0- 0	NEUTRAL	0- 0	0- 0	0- 0				
4- 10	0- 2	1- 2	CONFERENCE	2- 5	0- 0	1- 1				
1- 7	0- 2	0- 2	HOME	1- 3	0- 0	0- 0				
3- 3	0- 0	1- 0	AWAY	1- 2	0- 0	1- 1				
0- 0	0- 0	0- 0	NEUTRAL	0- 0	0- 0	0- 0				

RPI	S	Opponent	Score	RPI	S	Opponent	Score	RPI	S	Opponent	Score	RPI	S	Opponent	Score	Team's RPI: 131
5	H	Ohio St.	63 77	31	A	Michigan St.	65 61	56	A	Iowa	82 69	104	H	Youngstown St.	68 51	
11	H	Maryland	53 89	31	H	Michigan St.	55 71	58	H	Purdue	78 88	110	H	Virginia Tech	59 64	
12	N	BYU	51 63	39	A	St. Bonaventure	60 70	65	H	Michigan	87 91	151	A	Wisconsin	62 82	
15	A	Tennessee	66 74	41	H	Rutgers	62 74	68	A	Nebraska	69 87	163	H	Fordham	75 59	
				43	A	South Fla.	79 101	68	H	Nebraska	78 83	166	A	Illinois	65 56	
								81	A	Minnesota	85 98	243	H	Holy Cross	86 82	
								95	H	Northwestern	79 72	250	H	Sacred Heart	83 46	
												276	H	Central Conn. St.	73 47	
												288	A	CSUN	73 81	
LAST 12 Division I GAMES:																
12	N	BYU	51 63	11	H	Maryland	53 89									
5	H	Ohio St.	63 77	166	A	Illinois	65 56									
31	A	Michigan St.	65 61	56	A	Iowa	82 69									
41	H	Rutgers	62 74	65	H	Michigan	87 91									
68	A	Nebraska	69 87	68	H	Nebraska	78 83									
58	H	Purdue	78 88	151	A	Wisconsin	62 82									

Non-Div I Games:

Penn St.

■ Loss, 
■ Non-Conf, 
■ S Site, 
■ H Home 
■ A Away 
N Neutral

# Pepperdine

Through Games Of Feb. 14, 2016

Average RPI Win:	248	WON-LOST	WINNING	LAST 10	STRENGTH OF	OPP. STRENGTH	TEAM	ADJ.	CONF.	ADJ CONF.
Average RPI Loss:	120	RECORD	PCT. RANK	GAMES	SCHEDULE	OF SCHEDULE	RPI	RPI	RPI	RPI
DIV. I ONLY	6- 19	296	1- 6	126	123	265	265	9	9	
DIV. I NON-CONF.	4- 6	201	0- 1	260	264	249	249	9	9	
TOTALS	RPI 1-25	RPI 26-50	W-L RECORDS	RPI 51-100	RPI 101-150	RPI 150+				
6- 19	0- 2	0- 0	OVERALL	1- 9	0- 0	5- 8				
5- 7	0- 1	0- 0	HOME	1- 4	0- 0	4- 2				
1- 11	0- 1	0- 0	AWAY	0- 5	0- 0	1- 5				
0- 1	0- 0	0- 0	NEUTRAL	0- 0	0- 0	0- 1				
4- 6	0- 0	0- 0	NON-CONFERENCE	0- 2	0- 0	4- 4				
3- 1	0- 0	0- 0	HOME	0- 0	0- 0	3- 1				
1- 4	0- 0	0- 0	AWAY	0- 2	0- 0	1- 2				
0- 1	0- 0	0- 0	NEUTRAL	0- 0	0- 0	0- 1				
2- 13	0- 2	0- 0	CONFERENCE	1- 7	0- 0	1- 4				
2- 6	0- 1	0- 0	HOME	1- 4	0- 0	1- 1				
0- 7	0- 1	0- 0	AWAY	0- 3	0- 0	0- 3				
0- 0	0- 0	0- 0	NEUTRAL	0- 0	0- 0	0- 0				

RPI 1-25				RPI 26-50				RPI 51-100				RPI 101+ Team's RPI: 265			
RPI	S	Opponent	Score	RPI	S	Opponent	Score	RPI	S	Opponent	Score	RPI	S	Opponent	Score
12	A	BYU	64 69					53	A	Albany (NY)	49 64	157	A	Pacific	62 65
12	H	BYU	66 77					55	H	Santa Clara	60 62	157	H	Pacific	64 92
								57	A	St. Mary's (CA)	72 88	164	N	George Mason	63 71
								57	H	St. Mary's (CA)	62 58	182	A	UNLV	63 83
								74	A	Army West Point	53 63	186	A	New Mexico	52 60
								83	A	San Diego	55 74	196	H	Cal Poly	47 61
								83	H	San Diego	54 70	238	A	Loyola Marymount	69 79
								96	A	Gonzaga	39 56	245	A	CSU Bakersfield	76 73
								96	H	Gonzaga	57 74	260	H	UC Santa Barbara	71 69
								97	H	San Francisco	74 81	282	A	Portland	79 81
												282	H	Portland	74 62
												308	H	Denver	64 60
												337	H	Cal St. Fullerton	81 75
LAST 12 Division I GAMES:															
164	N	George Mason	63 71	83	H	San Diego	54 70								
157	H	Pacific	64 92	12	A	BYU	64 69								
57	H	St. Mary's (CA)	62 58	83	A	San Diego	55 74								
96	A	Gonzaga	39 56	97	H	San Francisco	74 81								
282	A	Portland	79 81	55	H	Santa Clara	60 62								
12	H	BYU	66 77	57	A	St. Mary's (CA)	72 88								

Non-Div I Games: Alas. Anchorage 61 94

Pepperdine

Loss, Non-Conf, S Site, H Home A Away N Neutral



Average RPI Win:	242	WON-LOST	WINNING	LAST 10	STRENGTH OF	OPP. STRENGTH	TEAM	ADJ.	CONF.	ADJ CONF.
Average RPI Loss:	43	RECORD	PCT. RANK	GAMES	SCHEDULE	OF SCHEDULE	RPI	RPI	RPI	RPI
DIV. I ONLY	11- 14	203	3- 7	53	78	129	129	5	5	
DIV. I NON-CONF.	8- 5	119	0- 0	159	247	142	142	5	5	
TOTALS	RPI 1-25	RPI 26-50	W-L RECORDS	RPI 51-100	RPI 101-150	RPI 150+				
11- 14	0- 6	0- 3	OVERALL	1- 3	1- 2	9- 0				
6- 7	0- 4	0- 1	HOME	0- 1	0- 1	6- 0				
4- 5	0- 1	0- 2	AWAY	1- 1	1- 1	2- 0				
1- 2	0- 1	0- 0	NEUTRAL	0- 1	0- 0	1- 0				
8- 5	0- 2	0- 1	NON-CONFERENCE	0- 2	0- 0	8- 0				
6- 1	0- 1	0- 0	HOME	0- 0	0- 0	6- 0				
1- 2	0- 0	0- 1	AWAY	0- 1	0- 0	1- 0				
1- 2	0- 1	0- 0	NEUTRAL	0- 1	0- 0	1- 0				
3- 9	0- 4	0- 2	CONFERENCE	1- 1	1- 2	1- 0				
0- 6	0- 3	0- 1	HOME	0- 1	0- 1	0- 0				
3- 3	0- 1	0- 1	AWAY	1- 0	1- 1	1- 0				
0- 0	0- 0	0- 0	NEUTRAL	0- 0	0- 0	0- 0				

RPI S	Opponent	Score	RPI S	Opponent	Score	RPI S	Opponent	Score	RPI S	Opponent	Score	Team's RPI: 129
1	H Notre Dame	55 65	29	A Miami (FL)	55 79	51	H Duke	48 70	110	A Virginia Tech	59 48	
11	N Maryland	49 70	38	A Princeton	47 61	62	N South Dakota St.	54 55	112	A Boston College	43 54	
13	H Florida St.	55 66	46	H North Carolina St.	76 78	65	A Michigan	45 82	116	H Wake Forest	49 60	
18	H Louisville	61 84				94	A Virginia	58 55	161	N Old Dominion	67 58	
19	A Syracuse	48 71							241	A Clemson	59 56	
21	H Duquesne	65 79							243	H Holy Cross	56 50	
									248	H American	76 58	
									271	A Saint Francis (PA)	74 59	
									287	H Rider	75 44	
									323	H Delaware St.	77 43	
									339	H Mt. St. Mary's	74 57	
									343	H Wagner	67 41	
LAST 12 Division I GAMES:												
110	A Virginia Tech	59 48	112	A Boston College	43 54							
18	H Louisville	61 84	13	H Florida St.	55 66							
116	H Wake Forest	49 60	19	A Syracuse	48 71							
241	A Clemson	59 56	46	H North Carolina St.	76 78							
51	H Duke	48 70	29	A Miami (FL)	55 79							
94	A Virginia	58 55	1	H Notre Dame	55 65							

Non-Div I Games:

Pittsburgh

■ Loss, 
■ Non-Conf, S Site, 
■ Home 
■ Away 
N Neutral

Average RPI Win:	295	WON-LOST	WINNING	LAST 10	STRENGTH OF	OPP. STRENGTH	TEAM	ADJ.	CONF.	ADJ CONF.
Average RPI Loss:	128	RECORD	PCT. RANK	GAMES	SCHEDULE	OF SCHEDULE	RPI	RPI	RPI	RPI
DIV. I ONLY	2- 22	345	1- 9	75	169	282	282	9	9	
DIV. I NON-CONF.	1- 9	325	0- 0	45	307	258	258	9	9	
TOTALS	RPI 1-25	RPI 26-50	W-L RECORDS	RPI 51-100	RPI 101-150	RPI 150+				
2- 22	0- 2	0- 1	OVERALL	0- 9	0- 1	2- 9				
1- 11	0- 1	0- 0	HOME	0- 4	0- 1	1- 5				
1- 11	0- 1	0- 1	AWAY	0- 5	0- 0	1- 4				
0- 0	0- 0	0- 0	NEUTRAL	0- 0	0- 0	0- 0				
1- 9	0- 1	0- 1	NON-CONFERENCE	0- 1	0- 1	1- 5				
0- 5	0- 1	0- 0	HOME	0- 0	0- 1	0- 3				
1- 4	0- 0	0- 1	AWAY	0- 1	0- 0	1- 2				
0- 0	0- 0	0- 0	NEUTRAL	0- 0	0- 0	0- 0				
1- 13	0- 1	0- 0	CONFERENCE	0- 8	0- 0	1- 4				
1- 6	0- 0	0- 0	HOME	0- 4	0- 0	1- 2				
0- 7	0- 1	0- 0	AWAY	0- 4	0- 0	0- 2				
0- 0	0- 0	0- 0	NEUTRAL	0- 0	0- 0	0- 0				

RPI 1-25				RPI 26-50				RPI 51-100				RPI 101+ Team's RPI: 282			
RPI	S	Opponent	Score	RPI	S	Opponent	Score	RPI	S	Opponent	Score	RPI	S	Opponent	Score
9	H	Oregon St.	50 94	30	A	Washington	65 83	55	A	Santa Clara	47 66	137	H	Boise St.	49 89
12	A	BYU	66 78					55	H	Santa Clara	45 67	157	H	Pacific	64 72
								57	H	St. Mary's (CA)	51 78	160	A	Montana St.	57 86
								59	A	Oregon	52 93	190	H	UC Davis	47 72
								83	A	San Diego	43 71	192	H	Weber St.	55 57
								96	A	Gonzaga	51 86	207	A	Montana	67 90
								96	H	Gonzaga	63 71	238	A	Loyola Marymount	52 62
								97	A	San Francisco	69 90	238	H	Loyola Marymount	62 77
								97	H	San Francisco	63 82	265	A	Pepperdine	62 74
												265	H	Pepperdine	81 79
												288	H	CSUN	62 68
												325	A	Portland St.	69 53
LAST 12 Division I GAMES:															
96	A	Gonzaga	51 86	157	H	Pacific	64 72								
238	H	Loyola Marymount	62 77	12	A	BYU	66 78								
265	H	Pepperdine	81 79	83	A	San Diego	43 71								
55	A	Santa Clara	47 66	96	H	Gonzaga	63 71								
97	A	San Francisco	69 90	97	H	San Francisco	63 82								
57	H	St. Mary's (CA)	51 78	55	H	Santa Clara	45 67								

Non-Div I Games: Willamette 73 54

Portland

■ Loss, 
 ■ Non-Conf, 
 ■ S Site, 
 ■ H Home 
 ■ A Away 
 N Neutral

Average RPI Win:	232	WON-LOST	WINNING	LAST 10	STRENGTH OF	OPP. STRENGTH	TEAM	ADJ.	CONF.	ADJ CONF.
Average RPI Loss:	183	RECORD	PCT. RANK	GAMES	SCHEDULE	OF SCHEDULE	RPI	RPI	RPI	RPI
DIV. I ONLY	2- 19	340	1- 9	113	342	325	325	20	20	
DIV. I NON-CONF.	1- 8	320	0- 0	219	308	329	329	21	21	
TOTALS	RPI 1-25	RPI 26-50	W-L RECORDS	RPI 51-100	RPI 101-150	RPI 150+				
2- 19	0- 0	0- 0	OVERALL	0- 3	0- 2	2- 14				
2- 9	0- 0	0- 0	HOME	0- 0	0- 1	2- 8				
0- 10	0- 0	0- 0	AWAY	0- 3	0- 1	0- 6				
0- 0	0- 0	0- 0	NEUTRAL	0- 0	0- 0	0- 0				
1- 8	0- 0	0- 0	NON-CONFERENCE	0- 3	0- 1	1- 4				
1- 3	0- 0	0- 0	HOME	0- 0	0- 0	1- 3				
0- 5	0- 0	0- 0	AWAY	0- 3	0- 1	0- 1				
0- 0	0- 0	0- 0	NEUTRAL	0- 0	0- 0	0- 0				
1- 11	0- 0	0- 0	CONFERENCE	0- 0	0- 1	1- 10				
1- 6	0- 0	0- 0	HOME	0- 0	0- 1	1- 5				
0- 5	0- 0	0- 0	AWAY	0- 0	0- 0	0- 5				
0- 0	0- 0	0- 0	NEUTRAL	0- 0	0- 0	0- 0				

RPI 1-25				RPI 26-50				RPI 51-100				RPI 101+ Team's RPI: 325					
RPI	S	Opponent	Score	RPI	S	Opponent	Score	RPI	S	Opponent	Score	RPI	S	Opponent	Score		
								59	A	Oregon	59	122	132	H	Idaho	65	94
								62	A	South Dakota St.	65	74	148	A	Long Beach St.	71	89
								79	A	South Dakota	61	103	160	A	Montana St.	64	74
													160	H	Montana St.	59	106
													175	H	Eastern Wash.	81	79
													187	A	Sacramento St.	91	132
													187	H	Sacramento St.	78	126
													190	H	UC Davis	70	82
													192	A	Weber St.	73	102
													192	H	Weber St.	58	75
													207	A	Montana	57	76
													207	H	Montana	58	79
													224	A	Idaho St.	70	71
													224	H	Idaho St.	42	64
													255	H	Seattle	64	85
													282	H	Portland	53	69
													288	H	CSUN	83	77
													337	A	Cal St. Fullerton	69	84
LAST 12 Division I GAMES:																	
				192	H	Weber St.	58	75		187	H	Sacramento St.	78	126			
				224	H	Idaho St.	42	64		224	A	Idaho St.	70	71			
				207	A	Montana	57	76		192	A	Weber St.	73	102			
				160	A	Montana St.	64	74		160	H	Montana St.	59	106			
				132	H	Idaho	65	94		207	H	Montana	58	79			
				175	H	Eastern Wash.	81	79		187	A	Sacramento St.	91	132			

Non-Div I Games: Warner Pacific 64 76 Corban 90 76

Portland St.

Loss, Non-Conf, S Site, H Home A Away N Neutral

Average RPI Win:	306	WON-LOST	WINNING	LAST 10	STRENGTH OF	OPP. STRENGTH	TEAM	ADJ.	CONF.	ADJ CONF.
Average RPI Loss:	194	RECORD	PCT. RANK	GAMES	SCHEDULE	OF SCHEDULE	RPI	RPI	RPI	RPI
DIV. I ONLY	8- 11	222	4- 6	331	327	281	281	32	32	
DIV. I NON-CONF.	3- 5	218	0- 1	294	110	219	219	31	31	
TOTALS	RPI 1-25	RPI 26-50	W-L RECORDS	RPI 51-100	RPI 101-150	RPI 150+				
8- 11	0- 1	0- 0	OVERALL	0- 2	0- 0	8- 8				
4- 3	0- 0	0- 0	HOME	0- 0	0- 0	4- 3				
4- 7	0- 1	0- 0	AWAY	0- 0	0- 0	4- 0				
0- 1	0- 0	0- 0	NEUTRAL	0- 0	0- 0	0- 1				
3- 5	0- 1	0- 0	NON-CONFERENCE	0- 2	0- 0	3- 2				
1- 0	0- 0	0- 0	HOME	0- 0	0- 0	1- 0				
2- 4	0- 1	0- 0	AWAY	0- 2	0- 0	2- 1				
0- 1	0- 0	0- 0	NEUTRAL	0- 0	0- 0	0- 1				
5- 6	0- 0	0- 0	CONFERENCE	0- 0	0- 0	5- 6				
3- 3	0- 0	0- 0	HOME	0- 0	0- 0	3- 3				
2- 3	0- 0	0- 0	AWAY	0- 0	0- 0	2- 3				
0- 0	0- 0	0- 0	NEUTRAL	0- 0	0- 0	0- 0				

RPI 1-25				RPI 26-50				RPI 51-100				RPI 101+ Team's RPI: 281			
RPI	S	Opponent	Score	RPI	S	Opponent	Score	RPI	S	Opponent	Score	RPI	S	Opponent	Score
14	A	Texas A&M	30 88					84	A	Georgia Tech	48 96	176	A	Louisiana Tech	77 68
								92	A	TCU	60 69	177	H	Southern U.	55 65
												214	A	Grambling	66 69
												214	H	Grambling	44 51
												229	A	Texas Southern	65 72
												229	H	Texas Southern	43 50
												278	H	Lamar	80 72
												280	A	Alabama St.	54 65
												294	A	Wichita St.	36 64
												309	N	North Dakota St.	58 79
												319	A	Jackson St.	62 52
												324	A	Nicholls St.	81 70
												327	H	Alcorn	58 54
												334	H	Ark.-Pine Bluff	70 55
												344	A	Alabama A&M	67 52
												349	H	Mississippi Val.	80 57
LAST 12 Division I GAMES:															
214	H	Grambling	44 51	319	A	Jackson St.	62 52								
229	H	Texas Southern	43 50	214	A	Grambling	66 69								
280	A	Alabama St.	54 65	229	A	Texas Southern	65 72								
344	A	Alabama A&M	67 52	177	H	Southern U.	55 65								
349	H	Mississippi Val.	80 57	327	H	Alcorn	58 54								
334	H	Ark.-Pine Bluff	70 55	14	A	Texas A&M	30 88								

Non-Div I Games: Howard Payne 86 46

Prairie View

Loss, Non-Conf, S Site, H Home A Away N Neutral

Average RPI Win:	278	WON-LOST	WINNING	LAST 10	STRENGTH OF	OPP. STRENGTH	TEAM	ADJ.	CONF.	ADJ CONF.
Average RPI Loss:	171	RECORD	PCT. RANK	GAMES	SCHEDULE	OF SCHEDULE	RPI	RPI	RPI	RPI
DIV. I ONLY	11- 9	144	7- 3	315	286	225	225	27	27	
DIV. I NON-CONF.	1- 5	304	0- 0	335	113	343	343	29	29	
TOTALS	RPI 1-25	RPI 26-50	W-L RECORDS	RPI 51-100	RPI 101-150	RPI 150+				
11- 9	0- 0	0- 0	OVERALL	1- 1	0- 3	10- 5				
7- 2	0- 0	0- 0	HOME	1- 0	0- 1	6- 1				
4- 7	0- 0	0- 0	AWAY	0- 1	0- 2	4- 4				
0- 0	0- 0	0- 0	NEUTRAL	0- 0	0- 0	0- 0				
1- 5	0- 0	0- 0	NON-CONFERENCE	0- 1	0- 1	1- 3				
1- 0	0- 0	0- 0	HOME	0- 0	0- 0	1- 0				
0- 5	0- 0	0- 0	AWAY	0- 1	0- 1	0- 3				
0- 0	0- 0	0- 0	NEUTRAL	0- 0	0- 0	0- 0				
10- 4	0- 0	0- 0	CONFERENCE	1- 0	0- 2	9- 2				
6- 2	0- 0	0- 0	HOME	1- 0	0- 1	5- 1				
4- 2	0- 0	0- 0	AWAY	0- 0	0- 1	4- 1				
0- 0	0- 0	0- 0	NEUTRAL	0- 0	0- 0	0- 0				

RPI 1-25				RPI 26-50				RPI 51-100				RPI 101+				Team's RPI: 225	
RPI	S	Opponent	Score	RPI	S	Opponent	Score	RPI	S	Opponent	Score	RPI	S	Opponent	Score		
								71	A	Vanderbilt	38	56	110	A	Virginia Tech	44	58
								98	H	Liberty	60	42	126	A	UNC Asheville	59	68
													126	H	UNC Asheville	63	72
													174	A	East Carolina	57	84
													179	A	Colorado	60	72
													202	H	Radford	53	64
													212	H	Gardner-Webb	60	53
													252	A	High Point	47	61
													252	H	High Point	82	70
													284	A	Campbell	69	45
													297	A	Kennesaw St.	47	49
													305	H	Coastal Caro.	66	42
													307	A	Charleston So.	63	49
													307	H	Charleston So.	52	37
													312	A	Winthrop	59	48
													316	A	Longwood	59	38
													316	H	Longwood	75	49
													348	H	N.C. Central	60	50
LAST 12 Division I GAMES:																	
				307	H	Charleston So.	52	37					284	A	Campbell	69	45
				252	A	High Point	47	61					312	A	Winthrop	59	48
				316	H	Longwood	75	49					98	H	Liberty	60	42
				212	H	Gardner-Webb	60	53					202	H	Radford	53	64
				126	A	UNC Asheville	59	68					307	A	Charleston So.	63	49
				305	H	Coastal Caro.	66	42					252	H	High Point	82	70

Non-Div I Games: Warren Wilson 95 56 Columbia (SC) 104 37 Brevard 70 53

Presbyterian

Loss, Non-Conf, S Site, H Home A Away N Neutral

Average RPI Win:	187	WON-LOST	WINNING	LAST 10	STRENGTH OF	OPP. STRENGTH	TEAM	ADJ.	CONF.	ADJ CONF.
Average RPI Loss:	32	RECORD	PCT. RANK	GAMES	SCHEDULE	OF SCHEDULE	RPI	RPI	RPI	RPI
DIV. I ONLY	17- 4	29	8- 2	127	90	38	38	10	10	
DIV. I NON-CONF.	11- 3	54	3- 2	189	46	54	54	11	11	
TOTALS	RPI 1-25	RPI 26-50	W-L RECORDS	RPI 51-100	RPI 101-150	RPI 150+				
17- 4	1- 1	0- 2	OVERALL	1- 1	2- 0	13- 0				
11- 0	1- 0	0- 0	HOME	1- 0	1- 0	8- 0				
4- 4	0- 1	0- 2	AWAY	0- 1	1- 0	3- 0				
2- 0	0- 0	0- 0	NEUTRAL	0- 0	0- 0	2- 0				
11- 3	1- 1	0- 1	NON-CONFERENCE	1- 1	1- 0	8- 0				
7- 0	1- 0	0- 0	HOME	1- 0	1- 0	4- 0				
2- 3	0- 1	0- 1	AWAY	0- 1	0- 0	2- 0				
2- 0	0- 0	0- 0	NEUTRAL	0- 0	0- 0	2- 0				
6- 1	0- 0	0- 1	CONFERENCE	0- 0	1- 0	5- 0				
4- 0	0- 0	0- 0	HOME	0- 0	0- 0	4- 0				
2- 1	0- 0	0- 1	AWAY	0- 0	1- 0	1- 0				
0- 0	0- 0	0- 0	NEUTRAL	0- 0	0- 0	0- 0				

RPI S	Opponent	Score	RPI S	Opponent	Score	Team's RPI: 38	RPI S	Opponent	Score	RPI 101+	Score
5	A Ohio St.	70 90	34	A Seton Hall	64 71		51	A Dayton	81 85	117	A Harvard 92 83
21	H Duquesne	94 66	36	A Penn	48 50		65	H Michigan	74 57	129	H Pittsburgh 61 47
										153	H Cornell 71 51
										156	H Yale 65 50
										162	H Hampton 79 55
										163	H Fordham 55 44
										183	A Marist 77 44
										188	H Brown 72 53
										220	H Columbia 86 54
										235	A Dartmouth 85 48
										248	H American 72 34
										255	N Seattle 85 48
										273	H Monmouth 81 70
										287	A Rider 78 59
										332	N UC Irvine 83 42
LAST 12 Division I GAMES:											
220	H Columbia	86 54	36	A Penn	48 50		162	H Hampton	79 55		
153	H Cornell	71 51					183	A Marist	77 44		
117	A Harvard	92 83					51	A Dayton	81 85		
235	A Dartmouth	85 48					5	A Ohio St.	70 90		
156	H Yale	65 50					163	H Fordham	55 44		
188	H Brown	72 53									

Non-Div I Games:

Princeton

## Providence

Through Games Of Feb. 14, 2016

Average RPI Win:	207	WON-LOST	WINNING	LAST 10	STRENGTH OF	OPP. STRENGTH	TEAM	ADJ.	CONF.	ADJ CONF.
Average RPI Loss:	105	RECORD	PCT. RANK	GAMES	SCHEDULE	OF SCHEDULE	RPI	RPI	RPI	RPI
DIV. I ONLY	5- 19	309	1- 9	83	97	253	253	6	6	
DIV. I NON-CONF.	4- 6	201	0- 0	83	272	192	192	6	6	
TOTALS	RPI 1-25	RPI 26-50	W-L RECORDS	RPI 51-100	RPI 101-150	RPI 150+				
5- 19	0- 1	0- 2	OVERALL	0- 7	1- 5	4- 4				
4- 9	0- 0	0- 2	HOME	0- 3	1- 2	3- 2				
1- 10	0- 1	0- 0	AWAY	0- 4	0- 3	1- 2				
0- 0	0- 0	0- 0	NEUTRAL	0- 0	0- 0	0- 0				
4- 6	0- 0	0- 0	NON-CONFERENCE	0- 2	0- 2	4- 2				
3- 3	0- 0	0- 0	HOME	0- 1	0- 1	3- 1				
1- 3	0- 0	0- 0	AWAY	0- 1	0- 1	1- 1				
0- 0	0- 0	0- 0	NEUTRAL	0- 0	0- 0	0- 0				
1- 13	0- 1	0- 2	CONFERENCE	0- 5	1- 3	0- 2				
1- 6	0- 0	0- 2	HOME	0- 2	1- 1	0- 1				
0- 7	0- 1	0- 0	AWAY	0- 3	0- 2	0- 1				
0- 0	0- 0	0- 0	NEUTRAL	0- 0	0- 0	0- 0				

RPI S Opponent	Score	RPI S Opponent	Score	RPI S Opponent	Score	RPI S Opponent	Score	Team's RPI: 253
20 A DePaul	50 96	34 H Seton Hall	54 64	53 A Albany (NY)	58 71	110 A Virginia Tech	46 62	
		42 H St. John's (NY)	61 80	54 A Villanova	39 67	112 H Boston College	41 67	
				54 H Villanova	47 76	138 A Xavier	47 72	
				64 H FGCU	41 50	138 H Xavier	54 62	
				82 A Marquette	75 105	142 A Creighton	48 72	
				89 A Georgetown	53 63	142 H Creighton	61 59	
				89 H Georgetown	51 82	188 A Brown	47 57	
						191 A Rhode Island	64 55	
						194 A Butler	50 65	
						194 H Butler	67 77	
						203 H Richmond	50 57	
						206 H Hartford	69 50	
						223 H Bryant	88 78	
						273 H Monmouth	71 59	
LAST 12 Division I GAMES:								
142 H Creighton	61 59	82 A Marquette	75 105					
194 A Butler	50 65	142 A Creighton	48 72					
138 A Xavier	47 72	138 H Xavier	54 62					
54 H Villanova	47 76	194 H Butler	67 77					
89 H Georgetown	51 82	89 A Georgetown	53 63					
20 A DePaul	50 96	54 A Villanova	39 67					

Non-Div I Games:

Providence

■ Loss, 
 ■ Non-Conf, 
 ■ S Site, 
 ■ H Home 
 ■ A Away 
 N Neutral

Average RPI Win:	132	WON-LOST	WINNING	LAST 10	STRENGTH OF	OPP. STRENGTH	TEAM	ADJ.	CONF.	ADJ CONF.
Average RPI Loss:	51	RECORD	PCT. RANK	GAMES	SCHEDULE	OF SCHEDULE	RPI	RPI	RPI	RPI
DIV. I ONLY	16- 9	94	3- 7	52	18	58	58	4	4	
DIV. I NON-CONF.	9- 2	37	0- 0	138	54	66	66	4	4	
TOTALS	RPI 1-25	RPI 26-50	W-L RECORDS	RPI 51-100	RPI 101-150	RPI 150+				
16- 9	1- 4	1- 1	OVERALL	7- 2	2- 1	5- 1				
10- 4	0- 1	1- 0	HOME	5- 2	0- 1	4- 0				
4- 4	0- 2	0- 1	AWAY	2- 0	1- 0	1- 1				
2- 1	1- 1	0- 0	NEUTRAL	0- 0	1- 0	0- 0				
9- 2	1- 1	0- 0	NON-CONFERENCE	3- 0	1- 1	4- 0				
6- 1	0- 0	0- 0	HOME	3- 0	0- 1	3- 0				
1- 0	0- 0	0- 0	AWAY	0- 0	0- 0	1- 0				
2- 1	1- 1	0- 0	NEUTRAL	0- 0	1- 0	0- 0				
7- 7	0- 3	1- 1	CONFERENCE	4- 2	1- 0	1- 1				
4- 3	0- 1	1- 0	HOME	2- 2	0- 0	1- 0				
3- 4	0- 2	0- 1	AWAY	2- 0	1- 0	0- 1				
0- 0	0- 0	0- 0	NEUTRAL	0- 0	0- 0	0- 0				

RPI 1-25				RPI 26-50				RPI 51-100				RPI 101+			
RPI	S	Opponent	Score	RPI	S	Opponent	Score	RPI	S	Opponent	Score	RPI	S	Opponent	Score
5	A	Ohio St.	70 90	31	A	Michigan St.	56 68	51	H	Dayton	61 58	112	H	Boston College	56 58
6	N	Stanford	65 71	47	H	Indiana	63 53	56	H	Iowa	90 73	123	N	LSU	69 52
11	A	Maryland	59 73					65	A	Michigan	65 63	131	A	Penn St.	88 78
11	H	Maryland	67 87					65	H	Michigan	61 68	151	A	Wisconsin	57 64
18	N	Louisville	62 60					68	H	Nebraska	61 62	166	H	Illinois	69 65
								76	H	Maine	56 33	208	H	Ill.-Chicago	62 51
								80	H	Ball St.	73 63	282	H	Jacksonville St.	67 48
								81	H	Minnesota	84 72	313	A	North Florida	70 47
								95	A	Northwestern	85 71	321	H	Incarnate Word	95 27
LAST 12 Division I GAMES:															
65	H	Michigan	61 68	56	H	Iowa	90 73								
11	A	Maryland	59 73	68	H	Nebraska	61 62								
151	A	Wisconsin	57 64	5	A	Ohio St.	70 90								
11	H	Maryland	67 87	81	H	Minnesota	84 72								
131	A	Penn St.	88 78	47	H	Indiana	63 53								
31	A	Michigan St.	56 68	95	A	Northwestern	85 71								

Non-Div I Games:

Purdue

■ Loss, 
 ■ Non-Conf, S Site, 
 ■ Home 
 ■ Away 
 N Neutral



Quinnipiac

Through Games Of Feb. 14, 2016

Average RPI Win: <b>233</b>	WON-LOST	WINNING	LAST 10	STRENGTH OF	OPP. STRENGTH	TEAM	ADJ.	CONF.	ADJ CONF.
Average RPI Loss: <b>143</b>	RECORD	PCT. RANK	GAMES	SCHEDULE	OF SCHEDULE	RPI	RPI	RPI	RPI
DIV. I ONLY	17- 7	63	9- 0	236	243	108	108	23	23
DIV. I NON-CONF.	5- 4	138	0- 0	53	193	86	86	24	24
TOTALS	RPI 1-25	RPI 26-50	W-L RECORDS	RPI 51-100	RPI 101-150	RPI 150+			
17- 7	0- 0	0- 0	OVERALL	1- 4	1- 0	15- 3			
10- 1	0- 0	0- 0	HOME	1- 0	1- 0	8- 1			
7- 5	0- 0	0- 0	AWAY	0- 0	0- 0	7- 1			
0- 1	0- 0	0- 0	NEUTRAL	0- 1	0- 0	0- 0			
5- 4	0- 0	0- 0	NON-CONFERENCE	1- 4	0- 0	4- 0			
3- 0	0- 0	0- 0	HOME	1- 0	0- 0	2- 0			
2- 3	0- 0	0- 0	AWAY	0- 3	0- 0	2- 0			
0- 1	0- 0	0- 0	NEUTRAL	0- 1	0- 0	0- 0			
12- 3	0- 0	0- 0	CONFERENCE	0- 0	1- 0	11- 3			
7- 1	0- 0	0- 0	HOME	0- 0	1- 0	6- 1			
5- 2	0- 0	0- 0	AWAY	0- 0	0- 0	5- 2			
0- 0	0- 0	0- 0	NEUTRAL	0- 0	0- 0	0- 0			

RPI 1-25				RPI 26-50				RPI 51-100				RPI 101+ Team's RPI: 108			
RPI	S	Opponent	Score	RPI	S	Opponent	Score	RPI	S	Opponent	Score	RPI	S	Opponent	Score
								63	H	Temple	58 56	110	H	Iona	62 61
								64	A	FGCU	70 71	172	A	Northeastern	71 60
								74	A	Army West Point	57 67	183	A	Marist	47 56
								87	A	Drexel	49 62	201	A	Canisius	80 68
								89	N	Georgetown	68 80	201	H	Canisius	63 54
												206	H	Hartford	71 69
												211	A	Fairfield	64 55
												216	A	Siena	69 59
												216	H	Siena	94 52
												228	H	Manhattan	42 52
												243	H	Holy Cross	74 61
												273	A	Monmouth	60 63
												273	H	Monmouth	85 58
												287	H	Rider	64 51
												290	A	Vermont	77 65
												302	A	Niagara	61 54
												302	H	Niagara	70 52
												333	A	Saint Peter's	65 53
												333	H	Saint Peter's	66 49
LAST 12 Division I GAMES:															
333	A	Saint Peter's	65 53	216	H	Siena	94 52								
110	H	Iona	62 61	211	A	Fairfield	64 55								
302	H	Niagara	70 52	201	A	Canisius	80 68								
216	A	Siena	69 59	302	A	Niagara	61 54								
333	H	Saint Peter's	66 49	201	H	Canisius	63 54								
273	H	Monmouth	85 58	287	H	Rider	64 51								

Non-Div I Games:

Quinnipiac

Loss, Non-Conf, S Site, H Home A Away N Neutral

Average RPI Win:	263	WON-LOST	WINNING	LAST 10	STRENGTH OF	OPP. STRENGTH	TEAM	ADJ.	CONF.	ADJ CONF.
Average RPI Loss:	159	RECORD	PCT. RANK	GAMES	SCHEDULE	OF SCHEDULE	RPI	RPI	RPI	RPI
DIV. I ONLY	11- 11	166	6- 4	251	271	202	202	27	27	
DIV. I NON-CONF.	2- 5	253	0- 0	150	104	233	233	29	29	
TOTALS	RPI 1-25	RPI 26-50	W-L RECORDS	RPI 51-100	RPI 101-150	RPI 150+				
11- 11	0- 0	0- 1	OVERALL	0- 2	0- 4	11- 4				
7- 3	0- 0	0- 0	HOME	0- 1	0- 1	7- 1				
4- 8	0- 0	0- 1	AWAY	0- 1	0- 3	4- 3				
0- 0	0- 0	0- 0	NEUTRAL	0- 0	0- 0	0- 0				
2- 5	0- 0	0- 1	NON-CONFERENCE	0- 0	0- 3	2- 1				
2- 0	0- 0	0- 0	HOME	0- 0	0- 0	2- 0				
0- 5	0- 0	0- 1	AWAY	0- 0	0- 3	0- 1				
0- 0	0- 0	0- 0	NEUTRAL	0- 0	0- 0	0- 0				
9- 6	0- 0	0- 0	CONFERENCE	0- 2	0- 1	9- 3				
5- 3	0- 0	0- 0	HOME	0- 1	0- 1	5- 1				
4- 3	0- 0	0- 0	AWAY	0- 1	0- 0	4- 2				
0- 0	0- 0	0- 0	NEUTRAL	0- 0	0- 0	0- 0				

RPI 1-25			RPI 26-50			RPI 51-100			RPI 101+ Team's RPI: 202		
RPI	S	Opponent	Score	RPI	S	Opponent	Score	RPI	S	Opponent	Score
				46	A	North Carolina St.	52 67	98	A	Liberty	53 67
								98	H	Liberty	43 49
								104	A	Youngstown St.	53 54
								110	A	Virginia Tech	40 47
								126	H	UNC Asheville	46 54
								138	A	Xavier	56 63
								155	H	Davidson	79 68
								164	H	George Mason	66 63
								212	A	Gardner-Webb	50 54
								212	H	Gardner-Webb	54 51
								225	A	Presbyterian	64 53
								252	A	High Point	66 71
								252	H	High Point	54 56
								284	H	Campbell	62 59
								305	A	Coastal Caro.	49 36
								305	H	Coastal Caro.	61 45
								307	A	Charleston So.	61 50
								307	H	Charleston So.	55 40
								310	A	Wofford	70 79
								312	H	Winthrop	66 44
								316	A	Longwood	79 67
LAST 12 Division I GAMES:											
307	A	Charleston So.	61 50	212	A	Gardner-Webb	50 54				
212	H	Gardner-Webb	54 51	307	H	Charleston So.	55 40				
98	A	Liberty	53 67	316	A	Longwood	79 67				
305	A	Coastal Caro.	49 36	284	H	Campbell	62 59				
126	H	UNC Asheville	46 54	312	H	Winthrop	66 44				
252	H	High Point	54 56	225	A	Presbyterian	64 53				

Non-Div I Games: Concord 92 36 Lees-McRae 84 39

Radford

Loss, Non-Conf, S Site, H Home A Away N Neutral

## Rhode Island

Through Games Of Feb. 14, 2016

Average RPI Win:	243	WON-LOST	WINNING	LAST 10	STRENGTH OF	OPP. STRENGTH	TEAM	ADJ.	CONF.	ADJ CONF.
Average RPI Loss:	100	RECORD	PCT. RANK	GAMES	SCHEDULE	OF SCHEDULE	RPI	RPI	RPI	RPI
DIV. I ONLY	11- 13	194	5- 5	193	115	191	191	7	7	
DIV. I NON-CONF.	6- 6	160	0- 0	280	211	224	224	8	8	
TOTALS	RPI 1-25	RPI 26-50	W-L RECORDS	RPI 51-100	RPI 101-150	RPI 150+				
11- 13	0- 3	0- 2	OVERALL	0- 2	1- 1	10- 5				
5- 7	0- 2	0- 1	HOME	0- 2	1- 0	4- 2				
6- 5	0- 1	0- 1	AWAY	0- 0	0- 1	6- 2				
0- 1	0- 0	0- 0	NEUTRAL	0- 0	0- 0	0- 1				
6- 6	0- 1	0- 0	NON-CONFERENCE	0- 1	1- 1	5- 3				
3- 3	0- 1	0- 0	HOME	0- 1	1- 0	2- 1				
3- 2	0- 0	0- 0	AWAY	0- 0	0- 1	3- 1				
0- 1	0- 0	0- 0	NEUTRAL	0- 0	0- 0	0- 1				
5- 7	0- 2	0- 2	CONFERENCE	0- 1	0- 0	5- 2				
2- 4	0- 1	0- 1	HOME	0- 1	0- 0	2- 1				
3- 3	0- 1	0- 1	AWAY	0- 0	0- 0	3- 1				
0- 0	0- 0	0- 0	NEUTRAL	0- 0	0- 0	0- 0				

RPI 1-25				RPI 26-50				RPI 51-100				RPI 101+ Team's RPI: 191			
RPI	S	Opponent	Score	RPI	S	Opponent	Score	RPI	S	Opponent	Score	RPI	S	Opponent	Score
19	H	Syracuse	54 57	27	A	George Washington	52 68	51	H	Dayton	53 67	117	H	Harvard	56 52
21	A	Duquesne	56 61	39	H	St. Bonaventure	56 69	53	H	Albany (NY)	58 67	143	A	Marshall	62 72
21	H	Duquesne	70 79									155	H	Davidson	78 62
												162	N	Hampton	54 59
												163	A	Fordham	42 50
												164	H	George Mason	65 68
												188	A	Brown	63 67
												203	A	Richmond	57 50
												220	H	Columbia	57 56
												235	A	Dartmouth	57 41
												239	A	Massachusetts	80 79
												253	H	Providence	55 64
												279	A	La Salle	72 61
												279	H	La Salle	62 52
												289	A	FIU	68 50
												314	H	UMass Lowell	72 64
												347	A	Boston U.	57 41
LAST 12 Division I GAMES:															
164	H	George Mason	65 68	155	H	Davidson	78 62								
21	A	Duquesne	56 61	279	A	La Salle	72 61								
51	H	Dayton	53 67	21	H	Duquesne	70 79								
279	H	La Salle	62 52	203	A	Richmond	57 50								
163	A	Fordham	42 50	27	A	George Washington	52 68								
239	A	Massachusetts	80 79	39	H	St. Bonaventure	56 69								

Non-Div I Games:

Rhode Island

■ Loss, 
■ Non-Conf, 
■ S Site, 
■ H Home 
■ A Away 
N Neutral

Average RPI Win:	219	WON-LOST	WINNING	LAST 10	STRENGTH OF	OPP. STRENGTH	TEAM	ADJ.	CONF.	ADJ CONF.
Average RPI Loss:	132	RECORD	PCT. RANK	GAMES	SCHEDULE	OF SCHEDULE	RPI	RPI	RPI	RPI
DIV. I ONLY	5- 18	303	3- 7	76	157	240	240	12	12	
DIV. I NON-CONF.	1- 10	330	0- 0	98	202	272	272	10	10	
TOTALS	RPI 1-25	RPI 26-50	W-L RECORDS	RPI 51-100	RPI 101-150	RPI 150+				
5- 18	0- 3	0- 2	OVERALL	0- 2	0- 3	5- 8				
3- 9	0- 1	0- 1	HOME	0- 2	0- 2	3- 3				
2- 9	0- 2	0- 1	AWAY	0- 0	0- 1	2- 5				
0- 0	0- 0	0- 0	NEUTRAL	0- 0	0- 0	0- 0				
1- 10	0- 3	0- 0	NON-CONFERENCE	0- 0	0- 1	1- 6				
0- 5	0- 1	0- 0	HOME	0- 0	0- 1	0- 3				
1- 5	0- 2	0- 0	AWAY	0- 0	0- 0	1- 3				
0- 0	0- 0	0- 0	NEUTRAL	0- 0	0- 0	0- 0				
4- 8	0- 0	0- 2	CONFERENCE	0- 2	0- 2	4- 2				
3- 4	0- 0	0- 1	HOME	0- 2	0- 1	3- 0				
1- 4	0- 0	0- 1	AWAY	0- 0	0- 1	1- 2				
0- 0	0- 0	0- 0	NEUTRAL	0- 0	0- 0	0- 0				

RPI 1-25				RPI 26-50				RPI 51-100				RPI 101+ Team's RPI: 240			
RPI	S	Opponent	Score	RPI	S	Opponent	Score	RPI	S	Opponent	Score	RPI	S	Opponent	Score
4	A	Baylor	38 89	32	H	UTEP	54 60	72	H	Middle Tenn.	60 61	117	H	Harvard	61 67
8	H	Texas	47 70	49	A	Western Ky.	49 52	90	H	Charlotte	58 69	141	H	UAB	55 64
17	A	Kentucky	39 72									143	A	Marshall	52 81
												151	A	Southern Miss.	62 68
												161	H	Old Dominion	68 46
												167	H	Loyola Chicago	50 57
												168	A	McNeese St.	53 61
												176	A	Louisiana Tech	61 63
												226	A	North Texas	79 73
												226	H	North Texas	100 97
												229	H	Texas Southern	66 69
												234	A	Stephen F. Austin	45 59
												237	A	Sam Houston St.	58 46
												244	H	UTSA	49 48
												258	H	Houston	59 62
												326	A	A&M-Corpus Christi	55 60
LAST 12 Division I GAMES:															
161	H	Old Dominion	68 46	141	H	UAB	55 64								
90	H	Charlotte	58 69	143	A	Marshall	52 81								
151	A	Southern Miss.	62 68	49	A	Western Ky.	49 52								
176	A	Louisiana Tech	61 63	226	H	North Texas	100 97								
226	A	North Texas	79 73	244	H	UTSA	49 48								
72	H	Middle Tenn.	60 61	32	H	UTEP	54 60								

Non-Div I Games:

Rice

■ Loss, 
■ Non-Conf, 
■ S Site, 
■ H Home 
■ A Away 
N Neutral

Average RPI Win:	234	WON-LOST	WINNING	LAST 10	STRENGTH OF	OPP. STRENGTH	TEAM	ADJ.	CONF.	ADJ CONF.
Average RPI Loss:	103	RECORD	PCT. RANK	GAMES	SCHEDULE	OF SCHEDULE	RPI	RPI	RPI	RPI
DIV. I ONLY	10- 15	230	2- 8	153	99	203	203	7	7	
DIV. I NON-CONF.	7- 6	156	0- 0	279	142	211	211	8	8	
TOTALS	RPI 1-25	RPI 26-50	W-L RECORDS	RPI 51-100	RPI 101-150	RPI 150+				
10- 15	0- 1	0- 3	OVERALL	0- 5	1- 2	9- 4				
5- 7	0- 1	0- 2	HOME	0- 1	1- 0	4- 3				
3- 7	0- 0	0- 1	AWAY	0- 3	0- 2	3- 1				
2- 1	0- 0	0- 0	NEUTRAL	0- 1	0- 0	2- 0				
7- 6	0- 0	0- 1	NON-CONFERENCE	0- 2	0- 1	7- 2				
4- 2	0- 0	0- 1	HOME	0- 0	0- 0	4- 1				
1- 3	0- 0	0- 0	AWAY	0- 1	0- 1	1- 1				
2- 1	0- 0	0- 0	NEUTRAL	0- 1	0- 0	2- 0				
3- 9	0- 1	0- 2	CONFERENCE	0- 3	1- 1	2- 2				
1- 5	0- 1	0- 1	HOME	0- 1	1- 0	0- 2				
2- 4	0- 0	0- 1	AWAY	0- 2	0- 1	2- 0				
0- 0	0- 0	0- 0	NEUTRAL	0- 0	0- 0	0- 0				

RPI	S	Opponent	Score	RPI	S	Opponent	Score	RPI	S	Opponent	Score	RPI	S	Opponent	Score	Team's RPI: 203
21	H	Duquesne	44 65	27	H	George Washington	47 62	51	H	Dayton	48 60	105	A	VCU	42 53	
				35	H	James Madison	47 73	75	A	Saint Louis	48 73	105	H	VCU	62 50	
				39	A	St. Bonaventure	43 66	82	N	Marquette	80 98	116	A	Wake Forest	33 43	
								86	A	Saint Joseph's	53 64	155	H	Davidson	59 67	
								94	A	Virginia	51 71	161	H	Old Dominion	62 57	
												191	H	Rhode Island	50 57	
												197	H	Eastern Ky.	81 62	
												215	H	Furman	62 69	
												221	H	William & Mary	56 50	
												239	A	Massachusetts	74 68	
												253	A	Providence	57 50	
												254	A	Appalachian St.	59 73	
												261	H	UNCW	63 53	
												279	A	La Salle	60 43	
												294	N	Wichita St.	63 50	
												331	N	Lafayette	54 46	
LAST 12 Division I GAMES:																
105	H	VCU	62 50	105	A	VCU	42 53									
155	H	Davidson	59 67	239	A	Massachusetts	74 68									
27	H	George Washington	47 62	86	A	Saint Joseph's	53 64									
75	A	Saint Louis	48 73	191	H	Rhode Island	50 57									
39	A	St. Bonaventure	43 66	51	H	Dayton	48 60									
21	H	Duquesne	44 65	279	A	La Salle	60 43									

Non-Div I Games:

Richmond

  Loss, 
   Non-Conf, 
 S Site, 
   Home 
   Away 
 N Neutral

Average RPI Win:	283	WON-LOST	WINNING	LAST 10	STRENGTH OF	OPP. STRENGTH	TEAM	ADJ.	CONF.	ADJ CONF.
Average RPI Loss:	168	RECORD	PCT. RANK	GAMES	SCHEDULE	OF SCHEDULE	RPI	RPI	RPI	RPI
DIV. I ONLY	6- 19	296	3- 7	184	283	287	287	23	23	
DIV. I NON-CONF.	3- 6	234	0- 0	74	312	200	200	24	24	
TOTALS	RPI 1-25	RPI 26-50	W-L RECORDS	RPI 51-100	RPI 101-150	RPI 150+				
6- 19	0- 0	0- 1	OVERALL	0- 2	0- 4	6- 12				
3- 8	0- 0	0- 1	HOME	0- 0	0- 1	3- 6				
3- 9	0- 0	0- 0	AWAY	0- 1	0- 3	3- 5				
0- 2	0- 0	0- 0	NEUTRAL	0- 1	0- 0	0- 1				
3- 6	0- 0	0- 1	NON-CONFERENCE	0- 2	0- 1	3- 2				
2- 1	0- 0	0- 1	HOME	0- 0	0- 0	2- 0				
1- 3	0- 0	0- 0	AWAY	0- 1	0- 1	1- 1				
0- 2	0- 0	0- 0	NEUTRAL	0- 1	0- 0	0- 1				
3- 13	0- 0	0- 0	CONFERENCE	0- 0	0- 3	3- 10				
1- 7	0- 0	0- 0	HOME	0- 0	0- 1	1- 6				
2- 6	0- 0	0- 0	AWAY	0- 0	0- 2	2- 4				
0- 0	0- 0	0- 0	NEUTRAL	0- 0	0- 0	0- 0				

RPI	S	Opponent	Score	RPI	S	Opponent	Score	RPI	S	Opponent	Score	RPI	S	Opponent	Score	Team's RPI: 287
38	H	Princeton	59	78	69	N	Central Mich.	58	76	108	A	Quinnipiac	51	64		
					74	A	Army West Point	42	57	110	A	Iona	46	59		
										110	H	Iona	48	67		
										129	A	Pittsburgh	44	75		
										170	A	UMBC	53	58		
										170	N	UMBC	58	67		
										183	A	Marist	54	66		
										183	H	Marist	56	74		
										201	A	Canisius	49	60		
										201	H	Canisius	64	73		
										211	A	Fairfield	56	63		
										211	H	Fairfield	39	55		
										213	H	Lehigh	61	60		
										216	A	Siena	45	66		
										216	H	Siena	70	58		
										228	H	Manhattan	70	74		
										273	H	Monmouth	75	87		
										286	H	Towson	78	72		
										302	A	Niagara	76	72		
										302	H	Niagara	57	67		
										333	A	Saint Peter's	68	67		
										345	A	St. Francis Brooklyn	71	59		
LAST 12 Division I GAMES:																
302	A	Niagara	76	72	228	H	Manhattan	70	74							
201	A	Canisius	49	60	273	H	Monmouth	75	87							
333	A	Saint Peter's	68	67	216	H	Siena	70	58							
110	H	Iona	48	67	211	H	Fairfield	39	55							
183	H	Marist	56	74	302	H	Niagara	57	67							
211	A	Fairfield	56	63	216	A	Siena	45	66							

Non-Div I Games:

Rider

Average RPI Win:	281	WON-LOST	WINNING	LAST 10	STRENGTH OF	OPP. STRENGTH	TEAM	ADJ.	CONF.	ADJ CONF.
Average RPI Loss:	180	RECORD	PCT. RANK	GAMES	SCHEDULE	OF SCHEDULE	RPI	RPI	RPI	RPI
DIV. I ONLY	13- 10	132	5- 5	303	329	193	193	31	31	
DIV. I NON-CONF.	5- 5	160	0- 0	184	129	136	136	32	32	
TOTALS	RPI 1-25	RPI 26-50	W-L RECORDS	RPI 51-100	RPI 101-150	RPI 150+				
13- 10	0- 1	0- 0	OVERALL	0- 2	0- 1	13- 6				
7- 2	0- 0	0- 0	HOME	0- 0	0- 0	7- 2				
6- 8	0- 0	0- 0	AWAY	0- 0	0- 0	6- 0				
0- 0	0- 0	0- 0	NEUTRAL	0- 0	0- 0	0- 0				
5- 5	0- 1	0- 0	NON-CONFERENCE	0- 2	0- 1	5- 1				
2- 1	0- 0	0- 0	HOME	0- 0	0- 0	2- 1				
3- 4	0- 1	0- 0	AWAY	0- 2	0- 1	3- 0				
0- 0	0- 0	0- 0	NEUTRAL	0- 0	0- 0	0- 0				
8- 5	0- 0	0- 0	CONFERENCE	0- 0	0- 0	8- 5				
5- 1	0- 0	0- 0	HOME	0- 0	0- 0	5- 1				
3- 4	0- 0	0- 0	AWAY	0- 0	0- 0	3- 4				
0- 0	0- 0	0- 0	NEUTRAL	0- 0	0- 0	0- 0				

RPI 1-25				RPI 26-50				RPI 51-100				RPI 101+ Team's RPI: 193			
RPI	S	Opponent	Score	RPI	S	Opponent	Score	RPI	S	Opponent	Score	RPI	S	Opponent	Score
22	A	Florida	52 79					56	A	Iowa	50 69	104	A	Youngstown St.	46 55
								90	A	Charlotte	73 94	154	H	Northern Ky.	70 72
												173	H	Delaware	53 50
												218	H	Morgan St.	76 44
												223	A	Bryant	65 71
												223	H	Bryant	55 53
												250	H	Sacred Heart	78 63
												271	A	Saint Francis (PA)	54 62
												273	A	Monmouth	60 47
												276	A	Central Conn. St.	39 48
												276	H	Central Conn. St.	72 55
												277	A	Ga. Southern	64 49
												279	A	La Salle	76 45
												303	A	Fairleigh Dickinson	52 60
												303	H	Fairleigh Dickinson	68 83
												320	A	LIU Brooklyn	52 49
												339	A	Mt. St. Mary's	74 67
												339	H	Mt. St. Mary's	61 56
												343	H	Wagner	64 44
												345	A	St. Francis Brooklyn	62 53
LAST 12 Division I GAMES:															
303	A	Fairleigh Dickinson	52 60	223	A	Bryant	65 71								
276	H	Central Conn. St.	72 55	339	H	Mt. St. Mary's	61 56								
223	H	Bryant	55 53	303	H	Fairleigh Dickinson	68 83								
339	A	Mt. St. Mary's	74 67	320	A	LIU Brooklyn	52 49								
271	A	Saint Francis (PA)	54 62	345	A	St. Francis Brooklyn	62 53								
276	A	Central Conn. St.	39 48	343	H	Wagner	64 44								

Non-Div I Games: West Va. Wesleyan 124 59

Robert Morris

■ Loss, 
 ■ Non-Conf, 
 ■ S Site, 
 ■ Home 
 ■ A Away 
 N Neutral

Average RPI Win:	117	WON-LOST	WINNING	LAST 10	STRENGTH OF	OPP. STRENGTH	TEAM	ADJ.	CONF.	ADJ CONF.
Average RPI Loss:	38	RECORD	PCT. RANK	GAMES	SCHEDULE	OF SCHEDULE	RPI	RPI	RPI	RPI
DIV. I ONLY	16- 10	104	5- 5	24	10	41	41	4	4	
DIV. I NON-CONF.	9- 3	69	0- 0	26	6	17	17	4	4	
TOTALS	RPI 1-25	RPI 26-50	W-L RECORDS	RPI 51-100	RPI 101-150	RPI 150+				
16- 10	1- 3	0- 4	OVERALL	7- 3	4- 0	4- 0				
10- 2	0- 1	0- 1	HOME	4- 0	3- 0	3- 0				
3- 8	0- 2	0- 3	AWAY	1- 3	1- 0	1- 0				
3- 0	1- 0	0- 0	NEUTRAL	2- 0	0- 0	0- 0				
9- 3	1- 1	0- 2	NON-CONFERENCE	4- 0	3- 0	1- 0				
5- 1	0- 0	0- 1	HOME	1- 0	3- 0	1- 0				
1- 2	0- 1	0- 1	AWAY	1- 0	0- 0	0- 0				
3- 0	1- 0	0- 0	NEUTRAL	2- 0	0- 0	0- 0				
7- 7	0- 2	0- 2	CONFERENCE	3- 3	1- 0	3- 0				
5- 1	0- 1	0- 0	HOME	3- 0	0- 0	2- 0				
2- 6	0- 1	0- 2	AWAY	0- 3	1- 0	1- 0				
0- 0	0- 0	0- 0	NEUTRAL	0- 0	0- 0	0- 0				

RPI 1-25				RPI 26-50				Team's RPI: 41	RPI 51-100				RPI 101+			
RPI	S	Opponent	Score	RPI	S	Opponent	Score		RPI	S	Opponent	Score	RPI	S	Opponent	Score
5	A	Ohio St.	78 90	31	A	Michigan St.	48 59		56	A	Iowa	65 69	110	H	Iona	58 33
5	H	Ohio St.	58 67	34	A	Seton Hall	49 77		63	H	Temple	61 51	123	H	LSU	69 57
13	A	Florida St.	43 65	42	H	St. John's (NY)	62 69		68	A	Nebraska	54 65	130	H	Arkansas	60 40
23	N	Green Bay	54 43	47	A	Indiana	48 64		68	H	Nebraska	66 56	131	A	Penn St.	74 62
									78	N	Tulane	75 51	151	H	Wisconsin	61 41
									81	A	Minnesota	72 85	166	A	Illinois	63 56
									81	H	Minnesota	66 55	166	H	Illinois	67 54
									86	A	Saint Joseph's	78 65	301	H	Savannah St.	65 26
									94	N	Virginia	60 48				
									95	H	Northwestern	61 59				
LAST 12 Division I GAMES:																
166	A	Illinois	63 56	5	H	Ohio St.	58 67									
95	H	Northwestern	61 59	31	A	Michigan St.	48 59									
131	A	Penn St.	74 62	68	A	Nebraska	54 65									
81	A	Minnesota	72 85	166	H	Illinois	67 54									
68	H	Nebraska	66 56	5	A	Ohio St.	78 90									
47	A	Indiana	48 64	151	H	Wisconsin	61 41									

Non-Div I Games:

Rutgers

■ Loss, 
 ■ Non-Conf, S Site, 
 ■ Home 
 ■ Away 
 N Neutral



S  
I  
U  
E

SIUE				Through Games Of Feb. 14, 2016						
Average RPI Win:	245	WON-LOST	WINNING	LAST 10	STRENGTH OF	OPP. STRENGTH	TEAM	ADJ.	CONF.	ADJ CONF.
Average RPI Loss:	154	RECORD	PCT. RANK	GAMES	SCHEDULE	OF SCHEDULE	RPI	RPI	RPI	RPI
DIV. I ONLY	14- 11	140	7- 3	208	270	165	165	24	24	
DIV. I NON-CONF.	5- 8	209	0- 0	114	286	176	176	23	23	
-----										
TOTALS	RPI 1-25	RPI 26-50		W-L RECORDS		RPI 51-100	RPI 101-150	RPI 150+		
14- 11	0- 1	0- 1		OVERALL		2- 2	0- 2	12- 5		
8- 3	0- 0	0- 0		HOME		2- 1	0- 1	6- 1		
6- 7	0- 1	0- 1		AWAY		0- 1	0- 1	6- 3		
0- 1	0- 0	0- 0		NEUTRAL		0- 0	0- 0	0- 1		
5- 8	0- 1	0- 1		NON-CONFERENCE		1- 1	0- 2	4- 3		
3- 1	0- 0	0- 0		HOME		1- 0	0- 1	2- 0		
2- 6	0- 1	0- 1		AWAY		0- 1	0- 1	2- 2		
0- 1	0- 0	0- 0		NEUTRAL		0- 0	0- 0	0- 1		
9- 3	0- 0	0- 0		CONFERENCE		1- 1	0- 0	8- 2		
5- 2	0- 0	0- 0		HOME		1- 1	0- 0	4- 1		
4- 1	0- 0	0- 0		AWAY		0- 0	0- 0	4- 1		
0- 0	0- 0	0- 0		NEUTRAL		0- 0	0- 0	0- 0		

S  
I  
U  
E

RPI 1-25				RPI 26-50				RPI 51-100				RPI 101+ Team's RPI: 165			
RPI	S	Opponent	Score	RPI	S	Opponent	Score	RPI	S	Opponent	Score	RPI	S	Opponent	Score
16	A	Oklahoma St.	61 86	33	A	Missouri	46 75	69	A	Central Mich.	65 78	115	H	IUPUI	67 85
								75	H	Saint Louis	71 64	145	A	Southern Ill.	57 71
								99	H	Belmont	73 60	197	H	Eastern Ky.	89 74
								100	H	UT Martin	79 85	198	H	Southeast Mo. St.	80 73
												227	A	Western Ill.	74 78
												231	A	Valparaiso	56 69
												234	N	Stephen F. Austin	74 82
												257	H	Northern Ill.	93 67
												262	A	Tennessee St.	61 73
												266	A	Murray St.	64 61
												266	H	Murray St.	76 79
												267	A	Austin Peay	72 61
												274	A	Tennessee Tech	83 68
												275	H	Omaha	90 86
												282	A	Jacksonville St.	62 57
												295	A	UMKC	63 58
												296	H	Morehead St.	90 81
												315	A	Illinois St.	65 57
												338	H	Eastern Ill.	87 75
LAST 12 Division I GAMES:															
266	H	Murray St.	76 79	197	H	Eastern Ky.	89 74								
100	H	UT Martin	79 85	296	H	Morehead St.	90 81								
338	H	Eastern Ill.	87 75	262	A	Tennessee St.	61 73								
267	A	Austin Peay	72 61	99	H	Belmont	73 60								
266	A	Murray St.	64 61	274	A	Tennessee Tech	83 68								
198	H	Southeast Mo. St.	80 73	282	A	Jacksonville St.	62 57								

Non-Div I Games:

SIUE

Loss, Non-Conf, S Site, H Home A Away N Neutral

SMU				STRENGTH OF SCHEDULE	OPP. STRENGTH OF SCHEDULE	TEAM RPI	ADJ. RPI	CONF. RPI	ADJ CONF. RPI
Average RPI Win:	189	WON-LOST RECORD	WINNING PCT. RANK						
Average RPI Loss:	80		LAST 10 GAMES						
DIV. I ONLY	11- 13	194	5- 5	89	50	158	158	8	8
DIV. I NON-CONF.	5- 6	180	0- 0	164	16	193	193	7	7
-----									
TOTALS	RPI 1-25	RPI 26-50	W-L RECORDS	RPI 51-100	RPI 101-150	RPI 150+			
11- 13	0- 4	0- 2	OVERALL	1- 4	3- 0	7- 3			
7- 6	0- 2	0- 1	HOME	1- 2	2- 0	4- 1			
2- 6	0- 1	0- 1	AWAY	0- 2	0- 0	2- 2			
2- 1	0- 1	0- 0	NEUTRAL	0- 0	1- 0	1- 0			
5- 6	0- 3	0- 0	NON-CONFERENCE	0- 1	2- 0	3- 2			
3- 3	0- 1	0- 0	HOME	0- 1	1- 0	2- 1			
0- 2	0- 1	0- 0	AWAY	0- 0	0- 0	0- 1			
2- 1	0- 1	0- 0	NEUTRAL	0- 0	1- 0	1- 0			
6- 7	0- 1	0- 2	CONFERENCE	1- 3	1- 0	4- 1			
4- 3	0- 1	0- 1	HOME	1- 1	1- 0	2- 0			
2- 4	0- 0	0- 1	AWAY	0- 2	0- 0	2- 1			
0- 0	0- 0	0- 0	NEUTRAL	0- 0	0- 0	0- 0			

RPI 1-25				RPI 26-50				RPI 51-100				RPI 101+ Team's RPI: 158			
RPI	S	Opponent	Score	RPI	S	Opponent	Score	RPI	S	Opponent	Score	RPI	S	Opponent	Score
2	H	UConn	37 90	43	A	South Fla.	56 83	63	A	Temple	35 55	109	H	Memphis	58 49
7	H	Arizona St.	57 64	43	H	South Fla.	48 66	63	H	Temple	69 67	113	N	Arizona	58 46
14	A	Texas A&M	55 67					78	A	Tulane	64 76	124	H	Northwestern St.	74 36
25	N	Mississippi St.	70 72					78	H	Tulane	42 54	174	H	East Carolina	74 67
								92	H	TCU	79 89	185	A	Tulsa	54 56
												186	H	New Mexico	58 63
												195	H	Kansas	73 64
												212	N	Gardner-Webb	69 61
												219	A	Cincinnati	73 55
												226	A	North Texas	57 60
												258	A	Houston	50 48
												270	H	UCF	65 50
												337	H	Cal St. Fullerton	74 53
LAST 12 Division I GAMES:															
78	A	Tulane	64 76	2	H	UConn	37 90								
174	H	East Carolina	74 67	78	H	Tulane	42 54								
270	H	UCF	65 50	109	H	Memphis	58 49								
63	A	Temple	35 55	258	A	Houston	50 48								
43	H	South Fla.	48 66	43	A	South Fla.	56 83								
219	A	Cincinnati	73 55	63	H	Temple	69 67								

Non-Div I Games:

SMU

■ Loss, 
 ■ Non-Conf, 
 ■ S Site, 
 ■ Home 
 ■ A Away 
 N Neutral

Average RPI Win:	248	WON-LOST	WINNING	LAST 10	STRENGTH OF	OPP. STRENGTH	TEAM	ADJ.	CONF.	ADJ CONF.
Average RPI Loss:	134	RECORD	PCT. RANK	GAMES	SCHEDULE	OF SCHEDULE	RPI	RPI	RPI	RPI
DIV. I ONLY	9- 14	236	5- 5	85	301	187	187	20	20	
DIV. I NON-CONF.	3- 8	258	0- 0	105	145	207	207	21	21	
TOTALS	RPI 1-25	RPI 26-50	W-L RECORDS	RPI 51-100	RPI 101-150	RPI 150+				
9- 14	0- 1	0- 0	OVERALL	0- 3	0- 3	9- 7				
5- 6	0- 1	0- 0	HOME	0- 1	0- 2	5- 2				
4- 7	0- 0	0- 0	AWAY	0- 1	0- 1	4- 5				
0- 1	0- 0	0- 0	NEUTRAL	0- 1	0- 0	0- 0				
3- 8	0- 1	0- 0	NON-CONFERENCE	0- 3	0- 2	3- 2				
1- 3	0- 1	0- 0	HOME	0- 1	0- 1	1- 0				
2- 4	0- 0	0- 0	AWAY	0- 1	0- 1	2- 2				
0- 1	0- 0	0- 0	NEUTRAL	0- 1	0- 0	0- 0				
6- 6	0- 0	0- 0	CONFERENCE	0- 0	0- 1	6- 5				
4- 3	0- 0	0- 0	HOME	0- 0	0- 1	4- 2				
2- 3	0- 0	0- 0	AWAY	0- 0	0- 0	2- 3				
0- 0	0- 0	0- 0	NEUTRAL	0- 0	0- 0	0- 0				

RPI 1-25				RPI 26-50				RPI 51-100				RPI 101+ Team's RPI: 187			
RPI	S	Opponent	Score	RPI	S	Opponent	Score	RPI	S	Opponent	Score	RPI	S	Opponent	Score
10	H	UCLA	76 109					54	N	Villanova	54 78	101	A	New Mexico St.	77 80
								77	A	California	99 117	125	H	Hawaii	72 74
								97	H	San Francisco	94 95	132	H	Idaho	88 98
												160	A	Montana St.	99 116
												160	H	Montana St.	79 80
												175	H	Eastern Wash.	83 100
												186	A	New Mexico	71 84
												190	A	UC Davis	92 77
												192	A	Weber St.	66 77
												192	H	Weber St.	87 64
												196	A	Cal Poly	72 97
												207	A	Montana	83 90
												207	H	Montana	83 75
												217	A	Utah St.	95 86
												224	A	Idaho St.	68 59
												224	H	Idaho St.	83 62
												325	A	Portland St.	126 78
												325	H	Portland St.	132 91
												332	H	UC Irvine	126 78
LAST 12 Division I GAMES:															
224	H	Idaho St.	83 62	325	A	Portland St.	126 78								
192	H	Weber St.	87 64	192	A	Weber St.	66 77								
160	A	Montana St.	99 116	224	A	Idaho St.	68 59								
207	A	Montana	83 90	207	H	Montana	83 75								
175	H	Eastern Wash.	83 100	160	H	Montana St.	79 80								
132	H	Idaho	88 98	325	H	Portland St.	132 91								

Non-Div I Games:

Sacramento St.

■ Loss, 
 ■ Non-Conf, 
 ■ S Site, 
 ■ Home 
 ■ A Away 
 N Neutral

## Sacred Heart

Through Games Of Feb. 14, 2016

Average RPI Win:	309	WON-LOST	WINNING	LAST 10	STRENGTH OF	OPP. STRENGTH	TEAM	ADJ.	CONF.	ADJ CONF.
Average RPI Loss:	171	RECORD	PCT. RANK	GAMES	SCHEDULE	OF SCHEDULE	RPI	RPI	RPI	RPI
DIV. I ONLY	13- 11	148	9- 1	325	334	250	250	31	31	
DIV. I NON-CONF.	2- 9	296	0- 0	253	190	314	314	32	32	
TOTALS	RPI 1-25	RPI 26-50	W-L RECORDS	RPI 51-100	RPI 101-150	RPI 150+				
13- 11	0- 0	0- 1	OVERALL	0- 1	0- 3	13- 6				
7- 4	0- 0	0- 0	HOME	0- 0	0- 1	7- 3				
5- 6	0- 0	0- 1	AWAY	0- 1	0- 1	5- 3				
1- 1	0- 0	0- 0	NEUTRAL	0- 0	0- 1	1- 0				
2- 9	0- 0	0- 1	NON-CONFERENCE	0- 1	0- 3	2- 4				
1- 3	0- 0	0- 0	HOME	0- 0	0- 1	1- 2				
0- 5	0- 0	0- 1	AWAY	0- 1	0- 1	0- 2				
1- 1	0- 0	0- 0	NEUTRAL	0- 0	0- 1	1- 0				
11- 2	0- 0	0- 0	CONFERENCE	0- 0	0- 0	11- 2				
6- 1	0- 0	0- 0	HOME	0- 0	0- 0	6- 1				
5- 1	0- 0	0- 0	AWAY	0- 0	0- 0	5- 1				
0- 0	0- 0	0- 0	NEUTRAL	0- 0	0- 0	0- 0				

RPI 1-25			RPI 26-50			RPI 51-100			RPI 101+ Team's RPI: 250		
RPI	S	Opponent	Score	RPI	S	Opponent	Score	RPI	S	Opponent	Score
				42	A	St. John's (NY)	54 67	63	A	Temple	62 92
								131	A	Penn St.	46 83
								134	H	Buffalo	53 66
								150	N	La.-Lafayette	58 60
								193	A	Robert Morris	63 78
								206	H	Hartford	67 68
								211	A	Fairfield	50 61
								223	H	Bryant	59 61
								232	H	Binghamton	69 60
								242	H	New Hampshire	69 81
								271	A	Saint Francis (PA)	81 77
								276	A	Central Conn. St.	61 57
								276	H	Central Conn. St.	79 69
								290	A	Vermont	51 53
								303	H	Fairleigh Dickinson	72 61
								305	N	Coastal Caro.	71 62
								320	A	LIU Brooklyn	62 53
								320	H	LIU Brooklyn	71 47
								339	H	Mt. St. Mary's	61 58
								343	A	Wagner	77 73
								343	H	Wagner	73 62
								345	A	St. Francis Brooklyn	68 51
								345	H	St. Francis Brooklyn	63 55
LAST 12 Division I GAMES:											
276	H	Central Conn. St.	79 69	343	A	Wagner	77 73				
320	H	LIU Brooklyn	71 47	276	A	Central Conn. St.	61 57				
345	H	St. Francis Brooklyn	63 55	345	A	St. Francis Brooklyn	68 51				
320	A	LIU Brooklyn	62 53	343	H	Wagner	73 62				
223	H	Bryant	59 61	303	H	Fairleigh Dickinson	72 61				
339	H	Mt. St. Mary's	61 58	271	A	Saint Francis (PA)	81 77				

Non-Div I Games:

Sacred Heart

■ Loss, 
 ■ Non-Conf, 
 ■ S Site, 
 ■ Home 
 ■ A Away 
 N Neutral

Average RPI Win:	301	WON-LOST	WINNING	LAST 10	STRENGTH OF	OPP. STRENGTH	TEAM	ADJ.	CONF.	ADJ CONF.
Average RPI Loss:	189	RECORD	PCT. RANK	GAMES	SCHEDULE	OF SCHEDULE	RPI	RPI	RPI	RPI
DIV. I ONLY	9- 14	236	6- 4	284	335	271	271	31	31	
DIV. I NON-CONF.	1- 9	325	0- 0	156	152	306	306	32	32	
TOTALS	RPI 1-25	RPI 26-50	W-L RECORDS	RPI 51-100	RPI 101-150	RPI 150+				
9- 14	0- 1	0- 1	OVERALL	0- 0	0- 2	9- 10				
6- 3	0- 0	0- 0	HOME	0- 0	0- 1	6- 2				
3- 10	0- 1	0- 1	AWAY	0- 0	0- 1	3- 7				
0- 1	0- 0	0- 0	NEUTRAL	0- 0	0- 0	0- 1				
1- 9	0- 1	0- 1	NON-CONFERENCE	0- 0	0- 2	1- 5				
1- 1	0- 0	0- 0	HOME	0- 0	0- 1	1- 0				
0- 7	0- 1	0- 1	AWAY	0- 0	0- 1	0- 4				
0- 1	0- 0	0- 0	NEUTRAL	0- 0	0- 0	0- 1				
8- 5	0- 0	0- 0	CONFERENCE	0- 0	0- 0	8- 5				
5- 2	0- 0	0- 0	HOME	0- 0	0- 0	5- 2				
3- 3	0- 0	0- 0	AWAY	0- 0	0- 0	3- 3				
0- 0	0- 0	0- 0	NEUTRAL	0- 0	0- 0	0- 0				

RPI 1-25				RPI 26-50				RPI 51-100				RPI 101+ Team's RPI: 271			
RPI	S	Opponent	Score	RPI	S	Opponent	Score	RPI	S	Opponent	Score	RPI	S	Opponent	Score
22	A	Florida	65 122	28	A	Ohio	65 91					129	H	Pittsburgh	59 74
												143	A	Marshall	73 81
												153	A	Cornell	69 75
												193	H	Robert Morris	62 54
												197	N	Eastern Ky.	82 88
												201	A	Canisius	52 77
												219	A	Cincinnati	86 93
												220	A	Columbia	78 82
												223	A	Bryant	72 84
												223	H	Bryant	85 72
												250	H	Sacred Heart	77 81
												276	A	Central Conn. St.	51 66
												276	H	Central Conn. St.	59 79
												303	A	Fairleigh Dickinson	72 73
												303	H	Fairleigh Dickinson	87 67
												305	H	Coastal Caro.	106 74
												320	A	LIU Brooklyn	84 75
												339	A	Mt. St. Mary's	73 64
												339	H	Mt. St. Mary's	87 57
												343	H	Wagner	93 78
												345	A	St. Francis Brooklyn	83 76
LAST 12 Division I GAMES:															
339	A	Mt. St. Mary's	73 64	276	A	Central Conn. St.	51 66								
223	H	Bryant	85 72	303	H	Fairleigh Dickinson	87 67								
276	H	Central Conn. St.	59 79	339	H	Mt. St. Mary's	87 57								
303	A	Fairleigh Dickinson	72 73	345	A	St. Francis Brooklyn	83 76								
193	H	Robert Morris	62 54	320	A	LIU Brooklyn	84 75								
223	A	Bryant	72 84	250	H	Sacred Heart	77 81								

Non-Div I Games: Pitt.-Johnstown 82 78

Saint Francis (PA)

■ Loss, 
 ■ Non-Conf, 
 ■ S Site, 
 ■ Home 
 ■ A Away 
 N Neutral

## Saint Joseph's

Through Games Of Feb. 14, 2016

Average RPI Win:	148	WON-LOST	WINNING	LAST 10	STRENGTH OF	OPP. STRENGTH	TEAM	ADJ.	CONF.	ADJ CONF.
Average RPI Loss:	65	RECORD	PCT. RANK	GAMES	SCHEDULE	OF SCHEDULE	RPI	RPI	RPI	RPI
DIV. I ONLY	11- 13	194	4- 6	7	79	86	86	7	7	
DIV. I NON-CONF.	6- 6	160	0- 0	3	39	52	52	8	8	
TOTALS	RPI 1-25	RPI 26-50	W-L RECORDS	RPI 51-100	RPI 101-150	RPI 150+				
11- 13	0- 2	1- 4	OVERALL	3- 4	1- 1	6- 2				
7- 7	0- 1	1- 3	HOME	2- 2	0- 1	4- 0				
4- 6	0- 1	0- 1	AWAY	1- 2	1- 0	2- 2				
0- 0	0- 0	0- 0	NEUTRAL	0- 0	0- 0	0- 0				
6- 6	0- 1	1- 2	NON-CONFERENCE	3- 2	0- 1	2- 0				
4- 4	0- 1	1- 2	HOME	2- 0	0- 1	1- 0				
2- 2	0- 0	0- 0	AWAY	1- 2	0- 0	1- 0				
0- 0	0- 0	0- 0	NEUTRAL	0- 0	0- 0	0- 0				
5- 7	0- 1	0- 2	CONFERENCE	0- 2	1- 0	4- 2				
3- 3	0- 0	0- 1	HOME	0- 2	0- 0	3- 0				
2- 4	0- 1	0- 1	AWAY	0- 0	1- 0	1- 2				
0- 0	0- 0	0- 0	NEUTRAL	0- 0	0- 0	0- 0				

RPI 1-25				RPI 26-50				RPI 51-100 Team's RPI: 86				RPI 101+			
RPI	S	Opponent	Score	RPI	S	Opponent	Score	RPI	S	Opponent	Score	RPI	S	Opponent	Score
1	H	Notre Dame	55 91	27	H	George Washington	45 70	51	H	Dayton	61 71	105	A	VCU	66 63
21	A	Duquesne	59 73	34	H	Seton Hall	54 66	54	A	Villanova	49 55	110	H	Iona	75 81
				36	H	Penn	50 46	63	A	Temple	70 67	163	A	Fordham	40 47
				39	A	St. Bonaventure	51 65	67	A	Hofstra	62 75	163	H	Fordham	61 51
				41	H	Rutgers	65 78	69	H	Central Mich.	76 66	164	A	George Mason	41 55
								75	H	Saint Louis	66 77	170	H	UMBC	104 45
								87	H	Drexel	53 46	203	H	Richmond	64 53
												213	A	Lehigh	63 62
												239	A	Massachusetts	62 58
												279	H	La Salle	64 55
LAST 12 Division I GAMES:															
21	A	Duquesne	59 73	75	H	Saint Louis	66 77								
163	H	Fordham	61 51	163	A	Fordham	40 47								
164	A	George Mason	41 55	203	H	Richmond	64 53								
279	H	La Salle	64 55	105	A	VCU	66 63								
39	A	St. Bonaventure	51 65	239	A	Massachusetts	62 58								
51	H	Dayton	61 71	27	H	George Washington	45 70								

Non-Div I Games:

Saint Joseph's

■ Loss, 
 ■ Non-Conf, 
 ■ S Site, 
 ■ H Home 
 ■ A Away 
 N Neutral

Average RPI Win: 200		WON-LOST	WINNING	LAST 10	STRENGTH OF	OPP. STRENGTH	TEAM	ADJ.	CONF.	ADJ CONF.
Average RPI Loss: 92		RECORD	PCT. RANK	GAMES	SCHEDULE	OF SCHEDULE	RPI	RPI	RPI	RPI
DIV. I ONLY		17- 6	53	8- 2	198	130	75	75	7	7
DIV. I NON-CONF.		9- 3	69	1- 0	256	277	99	99	8	8
TOTALS		RPI 1-25	RPI 26-50		W-L RECORDS		RPI 51-100	RPI 101-150		RPI 150+
17- 6	0- 0	0- 2		OVERALL		2- 2	3- 0		12- 2	
8- 1	0- 0	0- 0		HOME		1- 0	0- 0		7- 1	
8- 5	0- 0	0- 2		AWAY		1- 2	3- 0		4- 1	
1- 0	0- 0	0- 0		NEUTRAL		0- 0	0- 0		1- 0	
9- 3	0- 0	0- 0		NON-CONFERENCE		0- 2	2- 0		7- 1	
4- 0	0- 0	0- 0		HOME		0- 0	0- 0		4- 0	
4- 3	0- 0	0- 0		AWAY		0- 2	2- 0		2- 1	
1- 0	0- 0	0- 0		NEUTRAL		0- 0	0- 0		1- 0	
8- 3	0- 0	0- 2		CONFERENCE		2- 0	1- 0		5- 1	
4- 1	0- 0	0- 0		HOME		1- 0	0- 0		3- 1	
4- 2	0- 0	0- 2		AWAY		1- 0	1- 0		2- 0	
0- 0	0- 0	0- 0		NEUTRAL		0- 0	0- 0		0- 0	

RPI 1-25				RPI 26-50				RPI 51-100				Team's RPI: 75				RPI 101+			
RPI	S	Opponent	Score	RPI	S	Opponent	Score	RPI	S	Opponent	Score	RPI	S	Opponent	Score	RPI	S	Opponent	Score
				27	A	George Washington	80 89	51	H	Dayton	70 56	105	A	VCU	77 72				
				39	A	St. Bonaventure	59 80	78	A	Tulane	58 66	109	A	Memphis	63 57				
								80	A	Ball St.	70 79	120	A	Mercer	68 60				
								86	A	Saint Joseph's	77 66	155	A	Davidson	79 50				
												164	A	George Mason	61 50				
												164	H	George Mason	63 73				
												165	A	SIUE	64 71				
												185	H	Tulsa	82 73				
												198	H	Southeast Mo. St.	67 52				
												203	H	Richmond	73 48				
												233	A	Indiana St.	62 52				
												239	H	Massachusetts	69 49				
												279	H	La Salle	79 70				
												293	N	Cleveland St.	76 65				
												298	H	Bradley	75 58				
												338	H	Eastern Ill.	78 47				
												344	A	Alabama A&M	91 60				
LAST 12 Division I GAMES:																			
				39	A	St. Bonaventure	59 80	51	H	Dayton	70 56								
				203	H	Richmond	73 48	239	H	Massachusetts	69 49								
				27	A	George Washington	80 89	155	A	Davidson	79 50								
				164	A	George Mason	61 50	105	A	VCU	77 72								
				279	H	La Salle	79 70	164	H	George Mason	63 73								
				86	A	Saint Joseph's	77 66	298	H	Bradley	75 58								

Non-Div I Games:	Mo.-St. Louis	67	31
------------------	---------------	----	----

Saint Louis

Loss, Non-Conf, S Site, H Home A Away N Neutral

## Saint Peter's

Through Games Of Feb. 14, 2016

Average RPI Win:	254	WON-LOST	WINNING	LAST 10	STRENGTH OF	OPP. STRENGTH	TEAM	ADJ.	CONF.	ADJ CONF.
Average RPI Loss:	197	RECORD	PCT. RANK	GAMES	SCHEDULE	OF SCHEDULE	RPI	RPI	RPI	RPI
DIV. I ONLY	4- 21	327	0- 10	220	302	333	333	23	23	
DIV. I NON-CONF.	2- 7	280	0- 0	148	344	295	295	24	24	
TOTALS	RPI 1-25	RPI 26-50	W-L RECORDS	RPI 51-100	RPI 101-150	RPI 150+				
4- 21	0- 1	0- 1	OVERALL	0- 0	0- 4	4- 15				
4- 10	0- 1	0- 0	HOME	0- 0	0- 3	4- 6				
0- 11	0- 0	0- 0	AWAY	0- 0	0- 1	0- 0				
0- 0	0- 0	0- 0	NEUTRAL	0- 0	0- 0	0- 0				
2- 7	0- 1	0- 1	NON-CONFERENCE	0- 0	0- 1	2- 4				
2- 3	0- 1	0- 0	HOME	0- 0	0- 1	2- 1				
0- 4	0- 0	0- 1	AWAY	0- 0	0- 0	0- 3				
0- 0	0- 0	0- 0	NEUTRAL	0- 0	0- 0	0- 0				
2- 14	0- 0	0- 0	CONFERENCE	0- 0	0- 3	2- 11				
2- 7	0- 0	0- 0	HOME	0- 0	0- 2	2- 5				
0- 7	0- 0	0- 0	AWAY	0- 0	0- 1	0- 6				
0- 0	0- 0	0- 0	NEUTRAL	0- 0	0- 0	0- 0				

RPI 1-25				RPI 26-50				RPI 51-100				RPI 101+ Team's RPI: 333			
RPI	S	Opponent	Score	RPI	S	Opponent	Score	RPI	S	Opponent	Score	RPI	S	Opponent	Score
21	H	Duquesne	38 63	34	A	Seton Hall	65 81					108	A	Quinnipiac	49 66
												108	H	Quinnipiac	53 65
												110	H	Iona	51 65
												139	H	Stony Brook	35 69
												183	A	Marist	46 69
												183	H	Marist	55 74
												188	H	Brown	79 67
												201	A	Canisius	42 54
												201	H	Canisius	53 60
												211	A	Fairfield	49 76
												211	H	Fairfield	56 46
												213	A	Lehigh	42 74
												216	A	Siena	58 59
												216	H	Siena	55 64
												228	A	Manhattan	47 64
												249	H	Navy	39 50
												273	H	Monmouth	67 62
												287	H	Rider	67 68
												302	A	Niagara	46 51
												302	H	Niagara	48 52
												303	A	Fairleigh Dickinson	52 73
												331	A	Lafayette	69 72
												345	H	St. Francis Brooklyn	44 40
LAST 12 Division I GAMES:															
108	H	Quinnipiac	53 65	183	A	Marist	46 69								
211	A	Fairfield	49 76	228	A	Manhattan	47 64								
287	H	Rider	67 68	302	A	Niagara	46 51								
183	H	Marist	55 74	201	A	Canisius	42 54								
108	A	Quinnipiac	49 66	211	H	Fairfield	56 46								
216	H	Siena	55 64	302	H	Niagara	48 52								

Non-Div I Games:

Saint Peter's

■ Loss, 
 ■ Non-Conf, 
 ■ S Site, 
 ■ H Home 
 ■ A Away 
 N Neutral



Average RPI Win:	291	WON-LOST	WINNING	LAST 10	STRENGTH OF	OPP. STRENGTH	TEAM	ADJ.	CONF.	ADJ CONF.
Average RPI Loss:	148	RECORD	PCT. RANK	GAMES	SCHEDULE	OF SCHEDULE	RPI	RPI	RPI	RPI
DIV. I ONLY	7- 14	257	3- 7	214	216	237	237	28	28	
DIV. I NON-CONF.	2- 6	272	0- 0	71	63	158	158	26	26	
TOTALS	RPI 1-25	RPI 26-50	W-L RECORDS	RPI 51-100	RPI 101-150	RPI 150+				
7- 14	0- 2	0- 1	OVERALL	0- 3	0- 2	7- 6				
3- 3	0- 0	0- 0	HOME	0- 1	0- 0	3- 2				
4- 10	0- 1	0- 1	AWAY	0- 2	0- 2	4- 4				
0- 1	0- 1	0- 0	NEUTRAL	0- 0	0- 0	0- 0				
2- 6	0- 2	0- 1	NON-CONFERENCE	0- 1	0- 1	2- 1				
0- 1	0- 0	0- 0	HOME	0- 0	0- 0	0- 1				
2- 4	0- 1	0- 1	AWAY	0- 1	0- 1	2- 0				
0- 1	0- 1	0- 0	NEUTRAL	0- 0	0- 0	0- 0				
5- 8	0- 0	0- 0	CONFERENCE	0- 2	0- 1	5- 5				
3- 2	0- 0	0- 0	HOME	0- 1	0- 0	3- 1				
2- 6	0- 0	0- 0	AWAY	0- 1	0- 1	2- 4				
0- 0	0- 0	0- 0	NEUTRAL	0- 0	0- 0	0- 0				

RPI 1-25				RPI 26-50				RPI 51-100				RPI 101+ Team's RPI: 237			
RPI	S	Opponent	Score	RPI	S	Opponent	Score	RPI	S	Opponent	Score	RPI	S	Opponent	Score
8	A	Texas	49 83	48	A	Kansas St.	50 78	60	A	Abilene Christian	55 67	124	A	Northwestern St.	49 69
13	N	Florida St.	37 94					60	H	Abilene Christian	76 87	130	A	Arkansas	47 67
								92	A	TCU	59 85	168	A	McNeese St.	79 82
												229	A	Texas Southern	53 51
												234	A	Stephen F. Austin	63 70
												240	H	Rice	46 58
												246	A	Houston Baptist	63 67
												246	H	Houston Baptist	78 70
												278	A	Lamar	78 76
												306	H	Southeastern La.	80 56
												320	A	LIU Brooklyn	63 56
												321	A	Incarnate Word	65 60
												324	H	Nicholls St.	63 67
												326	A	A&M-Corpus Christi	71 81
												340	H	New Orleans	64 52
LAST 12 Division I GAMES:															
246	H	Houston Baptist	78 70	60	H	Abilene Christian	76 87								
60	A	Abilene Christian	55 67	168	A	McNeese St.	79 82								
326	A	A&M-Corpus Christi	71 81	324	H	Nicholls St.	63 67								
246	A	Houston Baptist	63 67	340	H	New Orleans	64 52								
278	A	Lamar	78 76	306	H	Southeastern La.	80 56								
234	A	Stephen F. Austin	63 70	124	A	Northwestern St.	49 69								

Non-Div I Games: LSU-Alexandria 85 50 Our Lady Of The Lak67 56

Sam Houston St.

Loss, Non-Conf, S Site, H Home A Away N Neutral

Average RPI Win:	246	WON-LOST	WINNING	LAST 10	STRENGTH OF	OPP. STRENGTH	TEAM	ADJ.	CONF.	ADJ CONF.
Average RPI Loss:	101	RECORD	PCT. RANK	GAMES	SCHEDULE	OF SCHEDULE	RPI	RPI	RPI	RPI
DIV. I ONLY	14- 9	107	8- 2	231	188	122	122	17	17	
DIV. I NON-CONF.	6- 7	176	1- 1	198	206	143	143	16	16	
TOTALS	RPI 1-25	RPI 26-50	W-L RECORDS	RPI 51-100	RPI 101-150	RPI 150+				
14- 9	0- 1	0- 1	OVERALL	1- 2	2- 4	11- 1				
5- 2	0- 0	0- 0	HOME	1- 0	1- 2	3- 0				
8- 7	0- 1	0- 1	AWAY	0- 2	1- 2	7- 1				
1- 0	0- 0	0- 0	NEUTRAL	0- 0	0- 0	1- 0				
6- 7	0- 1	0- 1	NON-CONFERENCE	0- 2	1- 2	5- 1				
1- 1	0- 0	0- 0	HOME	0- 0	0- 1	1- 0				
4- 6	0- 1	0- 1	AWAY	0- 2	1- 1	3- 1				
1- 0	0- 0	0- 0	NEUTRAL	0- 0	0- 0	1- 0				
8- 2	0- 0	0- 0	CONFERENCE	1- 0	1- 2	6- 0				
4- 1	0- 0	0- 0	HOME	1- 0	1- 1	2- 0				
4- 1	0- 0	0- 0	AWAY	0- 0	0- 1	4- 0				
0- 0	0- 0	0- 0	NEUTRAL	0- 0	0- 0	0- 0				

RPI 1-25			RPI 26-50			RPI 51-100			RPI 101+			Team's RPI: 122
RPI	S	Opponent	Score	RPI	S	Opponent	Score	RPI	S	Opponent	Score	
25	A	Mississippi St.	47 68	47	A	Indiana	56 65	61	H	Chattanooga	48 43	117 H Harvard 54 60
								84	A	Georgia Tech	55 66	120 A Mercer 61 63
								100	A	UT Martin	50 52	120 H Mercer 60 63
												123 A LSU 47 44
												140 H ETSU 55 47
												141 A UAB 41 61
												151 A Southern Miss. 48 56
												180 H Troy 73 69
												215 A Furman 58 45
												280 A Alabama St. 54 35
												282 A Jacksonville St. 50 39
												292 A UNCG 57 52
												292 H UNCG 80 49
												299 A Western Caro. 59 42
												299 H Western Caro. 57 52
												310 A Wofford 58 39
												324 N Nicholls St. 45 43
												344 A Alabama A&M 54 30
LAST 12 Division I GAMES:												
120	A	Mercer	61 63	140	H	ETSU	55 47					
299	H	Western Caro.	57 52	120	H	Mercer	60 63					
292	H	UNCG	80 49	292	A	UNCG	57 52					
310	A	Wofford	58 39	299	A	Western Caro.	59 42					
215	A	Furman	58 45	117	H	Harvard	54 60					
61	H	Chattanooga	48 43	123	A	LSU	47 44					

Non-Div I Games: AUM 82 32 Shorter 53 33

Samford

■ Loss, 
■ Non-Conf, 
■ S Site, 
■ H Home 
■ A Away 
N Neutral

Average RPI Win:	192	WON-LOST	WINNING	LAST 10	STRENGTH OF	OPP. STRENGTH	TEAM	ADJ.	CONF.	ADJ CONF.
Average RPI Loss:	68	RECORD	PCT. RANK	GAMES	SCHEDULE	OF SCHEDULE	RPI	RPI	RPI	RPI
DIV. I ONLY	20- 5	32	7- 3	207	101	83	83	9	9	
DIV. I NON-CONF.	9- 1	22	0- 0	320	147	116	116	9	9	
TOTALS	RPI 1-25	RPI 26-50	W-L RECORDS	RPI 51-100	RPI 101-150	RPI 150+				
20- 5	1- 0	0- 0	OVERALL	3- 5	3- 0	13- 0				
10- 4	1- 0	0- 0	HOME	1- 4	2- 0	6- 0				
10- 1	0- 0	0- 0	AWAY	2- 1	1- 0	7- 0				
0- 0	0- 0	0- 0	NEUTRAL	0- 0	0- 0	0- 0				
9- 1	0- 0	0- 0	NON-CONFERENCE	0- 1	3- 0	6- 0				
4- 1	0- 0	0- 0	HOME	0- 1	2- 0	2- 0				
5- 0	0- 0	0- 0	AWAY	0- 0	1- 0	4- 0				
0- 0	0- 0	0- 0	NEUTRAL	0- 0	0- 0	0- 0				
11- 4	1- 0	0- 0	CONFERENCE	3- 4	0- 0	7- 0				
6- 3	1- 0	0- 0	HOME	1- 3	0- 0	4- 0				
5- 1	0- 0	0- 0	AWAY	2- 1	0- 0	3- 0				
0- 0	0- 0	0- 0	NEUTRAL	0- 0	0- 0	0- 0				

RPI 1-25				RPI 26-50				RPI 51-100 Team's RPI: 83				RPI 101+			
RPI	S	Opponent	Score	RPI	S	Opponent	Score	RPI	S	Opponent	Score	RPI	S	Opponent	Score
12	H	BYU	78 65					55	A	Santa Clara	70 58	113	H	Arizona	59 54
								55	H	Santa Clara	47 61	119	H	Akron	86 65
								57	A	St. Mary's (CA)	60 68	147	A	Fresno St.	72 68
								57	H	St. Mary's (CA)	68 73	157	A	Pacific	59 56
								73	H	Washington St.	72 78	157	H	Pacific	69 56
								96	H	Gonzaga	63 54	160	A	Montana St.	62 49
								97	A	San Francisco	67 58	231	H	Valparaiso	76 60
								97	H	San Francisco	54 59	238	A	Loyola Marymount	75 67
												238	H	Loyola Marymount	82 58
												247	A	San Diego St.	60 53
												265	A	Pepperdine	70 54
												265	H	Pepperdine	74 55
												282	H	Portland	71 43
												288	H	CSUN	86 64
												329	A	Nevada	84 47
												337	A	Cal St. Fullerton	53 44
LAST 12 Division I GAMES:															
97	H	San Francisco	54 59	238	H	Loyola Marymount	82 58								
55	H	Santa Clara	47 61	265	H	Pepperdine	74 55								
157	A	Pacific	59 56	96	H	Gonzaga	63 54								
57	A	St. Mary's (CA)	60 68	282	H	Portland	71 43								
238	A	Loyola Marymount	75 67	55	A	Santa Clara	70 58								
265	A	Pepperdine	70 54	97	A	San Francisco	67 58								

Non-Div I Games: Hope Int'l 90 52

San Diego

■ Loss, 
 ■ Non-Conf, 
 ■ S Site, 
 ■ H Home 
 ■ A Away 
 N Neutral

Average RPI Win:	250	WON-LOST	WINNING	LAST 10	STRENGTH OF	OPP. STRENGTH	TEAM	ADJ.	CONF.	ADJ CONF.
Average RPI Loss:	151	RECORD	PCT. RANK	GAMES	SCHEDULE	OF SCHEDULE	RPI	RPI	RPI	RPI
DIV. I ONLY	8- 15	253	3- 7	183	219	247	247	19	19	
DIV. I NON-CONF.	4- 6	201	0- 0	239	218	254	254	20	20	
TOTALS	RPI 1-25	RPI 26-50	W-L RECORDS	RPI 51-100	RPI 101-150	RPI 150+				
8- 15	0- 0	0- 3	OVERALL	0- 2	1- 3	7- 7				
4- 8	0- 0	0- 1	HOME	0- 2	1- 1	3- 4				
4- 7	0- 0	0- 2	AWAY	0- 0	0- 2	4- 3				
0- 0	0- 0	0- 0	NEUTRAL	0- 0	0- 0	0- 0				
4- 6	0- 0	0- 1	NON-CONFERENCE	0- 2	0- 1	4- 2				
3- 3	0- 0	0- 0	HOME	0- 2	0- 0	3- 1				
1- 3	0- 0	0- 1	AWAY	0- 0	0- 1	1- 1				
0- 0	0- 0	0- 0	NEUTRAL	0- 0	0- 0	0- 0				
4- 9	0- 0	0- 2	CONFERENCE	0- 0	1- 2	3- 5				
1- 5	0- 0	0- 1	HOME	0- 0	1- 1	0- 3				
3- 4	0- 0	0- 1	AWAY	0- 0	0- 1	3- 2				
0- 0	0- 0	0- 0	NEUTRAL	0- 0	0- 0	0- 0				

RPI 1-25				RPI 26-50				RPI 51-100				RPI 101+				Team's RPI: 247	
RPI	S	Opponent	Score	RPI	S	Opponent	Score	RPI	S	Opponent	Score	RPI	S	Opponent	Score		
				30	A	Washington	51 80	66	H	UC Riverside	68 85	137	H	Boise St.	45 75		
				45	A	Colorado St.	54 70	83	H	San Diego	53 60	147	A	Fresno St.	49 54		
				45	H	Colorado St.	57 60					147	H	Fresno St.	65 54		
												148	A	Long Beach St.	54 74		
												151	H	Wisconsin	63 57		
												182	H	UNLV	41 55		
												186	A	New Mexico	51 46		
												189	A	San Jose St.	73 78		
												190	H	UC Davis	54 65		
												217	A	Utah St.	59 72		
												217	H	Utah St.	36 55		
												236	A	Wyoming	84 77		
												238	A	Loyola Marymount	65 92		
												288	A	CSUN	67 65		
												309	H	North Dakota St.	64 54		
												329	H	Nevada	64 70		
												337	H	Cal St. Fullerton	54 43		
												342	A	Air Force	69 66		
LAST 12 Division I GAMES:																	
				342	A	Air Force	69 66	217	A	Utah St.	59 72						
				147	H	Fresno St.	65 54	147	A	Fresno St.	49 54						
				186	A	New Mexico	51 46	137	H	Boise St.	45 75						
				45	A	Colorado St.	54 70	45	H	Colorado St.	57 60						
				182	H	UNLV	41 55	189	A	San Jose St.	73 78						
				329	H	Nevada	64 70	217	H	Utah St.	36 55						

Non-Div I Games: San Diego Christian60 25

San Diego St.

## San Francisco

Through Games Of Feb. 14, 2016

Average RPI Win:	194	WON-LOST	WINNING	LAST 10	STRENGTH OF	OPP. STRENGTH	TEAM	ADJ.	CONF.	ADJ CONF.
Average RPI Loss:	95	RECORD	PCT. RANK	GAMES	SCHEDULE	OF SCHEDULE	RPI	RPI	RPI	RPI
DIV. I ONLY	13- 10	132	5- 5	98	102	97	97	9	9	
DIV. I NON-CONF.	7- 2	57	0- 0	234	162	91	91	9	9	
TOTALS	RPI 1-25	RPI 26-50	W-L RECORDS	RPI 51-100	RPI 101-150	RPI 150+				
13- 10	0- 2	0- 0	OVERALL	3- 5	2- 0	8- 3				
4- 5	0- 1	0- 0	HOME	2- 3	1- 0	1- 1				
9- 5	0- 1	0- 0	AWAY	1- 2	1- 0	7- 2				
0- 0	0- 0	0- 0	NEUTRAL	0- 0	0- 0	0- 0				
7- 2	0- 0	0- 0	NON-CONFERENCE	1- 0	2- 0	4- 2				
2- 1	0- 0	0- 0	HOME	1- 0	1- 0	0- 1				
5- 1	0- 0	0- 0	AWAY	0- 0	1- 0	4- 1				
0- 0	0- 0	0- 0	NEUTRAL	0- 0	0- 0	0- 0				
6- 8	0- 2	0- 0	CONFERENCE	2- 5	0- 0	4- 1				
2- 4	0- 1	0- 0	HOME	1- 3	0- 0	1- 0				
4- 4	0- 1	0- 0	AWAY	1- 2	0- 0	3- 1				
0- 0	0- 0	0- 0	NEUTRAL	0- 0	0- 0	0- 0				

RPI S	Opponent	Score	RPI S	Opponent	Score	RPI S	Opponent	Score	RPI S	Opponent	Score
12	A BYU	62 65				55	A Santa Clara	57 68	128	H North Dakota	74 57
12	H BYU	57 66				55	H Santa Clara	57 59	148	A Long Beach St.	66 52
						57	H St. Mary's (CA)	68 78	157	A Pacific	57 70
						66	H UC Riverside	88 76	187	A Sacramento St.	95 94
						83	A San Diego	59 54	189	A San Jose St.	82 78
						83	H San Diego	58 67	196	H Cal Poly	61 62
						96	A Gonzaga	47 68	222	A Utah Valley	88 94
						96	H Gonzaga	71 52	226	A North Texas	69 61
									238	A Loyola Marymount	75 73
									265	A Pepperdine	81 74
									282	A Portland	82 63
									282	H Portland	90 69
									329	A Nevada	70 62
LAST 12 Division I GAMES:											
83	A San Diego	59 54	265	A Pepperdine	81 74						
12	A BYU	62 65	238	A Loyola Marymount	75 73						
55	H Santa Clara	57 59	12	H BYU	57 66						
96	H Gonzaga	71 52	83	H San Diego	58 67						
282	H Portland	90 69	282	A Portland	82 63						
55	A Santa Clara	57 68	96	A Gonzaga	47 68						

Non-Div I Games: Holy Names 77 31 San Fran. St. 73 45

San Francisco

Loss, Non-Conf, S Site, H Home A Away N Neutral

Average RPI Win: 248		WON-LOST	WINNING	LAST 10	STRENGTH OF	OPP. STRENGTH	TEAM	ADJ.	CONF.	ADJ CONF.
Average RPI Loss: 111		RECORD	PCT. RANK	GAMES	SCHEDULE	OF SCHEDULE	RPI	RPI	RPI	RPI
DIV. I ONLY		9- 14	236	5- 5	93	214	189	189	19	19
DIV. I NON-CONF.		1- 9	325	0- 0	84	186	278	278	20	20
TOTALS		RPI 1-25	RPI 26-50	W-L RECORDS	RPI 51-100	RPI 101-150	RPI 150+			
9- 14	0- 0		0- 2	OVERALL	0- 5	1- 4	8- 3			
5- 7	0- 0		0- 1	HOME	0- 2	0- 4	5- 0			
4- 7	0- 0		0- 1	AWAY	0- 3	1- 0	3- 3			
0- 0	0- 0		0- 0	NEUTRAL	0- 0	0- 0	0- 0			
1- 9	0- 0		0- 0	NON-CONFERENCE	0- 5	0- 2	1- 2			
1- 4	0- 0		0- 0	HOME	0- 2	0- 2	1- 0			
0- 5	0- 0		0- 0	AWAY	0- 3	0- 0	0- 2			
0- 0	0- 0		0- 0	NEUTRAL	0- 0	0- 0	0- 0			
8- 5	0- 0		0- 2	CONFERENCE	0- 0	1- 2	7- 1			
4- 3	0- 0		0- 1	HOME	0- 0	0- 2	4- 0			
4- 2	0- 0		0- 1	AWAY	0- 0	1- 0	3- 1			
0- 0	0- 0		0- 0	NEUTRAL	0- 0	0- 0	0- 0			

RPI 1-25				RPI 26-50				RPI 51-100				RPI 101+				Team's RPI: 189	
RPI	S	Opponent	Score	RPI	S	Opponent	Score	RPI	S	Opponent	Score	RPI	S	Opponent	Score		
				45	A	Colorado St.	54 76	57	A	St. Mary's (CA)	81 91	101	H	New Mexico St.	66 75		
				45	H	Colorado St.	78 80	59	A	Oregon	74 104	125	H	Hawaii	73 76		
								73	A	Washington St.	80 95	137	H	Boise St.	75 78		
								79	H	South Dakota	77 87	147	A	Fresno St.	66 64		
								97	H	San Francisco	78 82	147	H	Fresno St.	54 59		
												157	A	Pacific	69 81		
												182	H	UNLV	69 61		
												186	A	New Mexico	57 71		
												186	H	New Mexico	59 58		
												217	A	Utah St.	86 74		
												236	A	Wyoming	67 66		
												245	A	CSU Bakersfield	88 90		
												247	H	San Diego St.	78 73		
												332	H	UC Irvine	79 58		
												342	A	Air Force	72 49		
												342	H	Air Force	81 60		
LAST 12 Division I GAMES:																	
				186	H	New Mexico	59 58	137	H	Boise St.	75 78						
				182	H	UNLV	69 61	147	H	Fresno St.	54 59						
				147	A	Fresno St.	66 64	236	A	Wyoming	67 66						
				342	A	Air Force	72 49	45	A	Colorado St.	54 76						
				45	H	Colorado St.	78 80	247	H	San Diego St.	78 73						
				186	A	New Mexico	57 71	342	H	Air Force	81 60						

Non-Div I Games:	Southern Ore.	92	78
------------------	---------------	----	----

San Jose St.

Loss, Non-Conf, S Site, H Home A Away N Neutral

Santa Clara

Through Games Of Feb. 14, 2016

Average RPI Win:	187	WON-LOST	WINNING	LAST 10	STRENGTH OF	OPP. STRENGTH	TEAM	ADJ.	CONF.	ADJ CONF.
Average RPI Loss:	45	RECORD	PCT. RANK	GAMES	SCHEDULE	OF SCHEDULE	RPI	RPI	RPI	RPI
DIV. I ONLY	17- 6	53	7- 3	130	75	55	55	9	9	
DIV. I NON-CONF.	7- 2	57	0- 0	273	31	85	85	9	9	
TOTALS	RPI 1-25	RPI 26-50	W-L RECORDS	RPI 51-100	RPI 101-150	RPI 150+				
17- 6	1- 2	0- 2	OVERALL	5- 2	1- 0	10- 0				
7- 2	0- 1	0- 0	HOME	2- 1	1- 0	4- 0				
9- 4	1- 1	0- 2	AWAY	3- 1	0- 0	5- 0				
1- 0	0- 0	0- 0	NEUTRAL	0- 0	0- 0	1- 0				
7- 2	1- 0	0- 2	NON-CONFERENCE	0- 0	1- 0	5- 0				
3- 0	0- 0	0- 0	HOME	0- 0	1- 0	2- 0				
3- 2	1- 0	0- 2	AWAY	0- 0	0- 0	2- 0				
1- 0	0- 0	0- 0	NEUTRAL	0- 0	0- 0	1- 0				
10- 4	0- 2	0- 0	CONFERENCE	5- 2	0- 0	5- 0				
4- 2	0- 1	0- 0	HOME	2- 1	0- 0	2- 0				
6- 2	0- 1	0- 0	AWAY	3- 1	0- 0	3- 0				
0- 0	0- 0	0- 0	NEUTRAL	0- 0	0- 0	0- 0				

RPI 1-25				RPI 26-50				RPI 51-100				RPI 101+			
RPI	S	Opponent	Score	RPI	S	Opponent	Score	RPI	S	Opponent	Score	RPI	S	Opponent	Score
6	A	Stanford	61 58	30	A	Washington	55 100	57	A	St. Mary's (CA)	73 67	133	H	Texas Tech	75 70
12	A	BYU	63 70	39	A	Southern California	46 81	83	A	San Diego	61 47	157	H	Pacific	76 52
12	H	BYU	63 68					83	H	San Diego	58 70	196	A	Cal Poly	69 63
								96	A	Gonzaga	44 53	238	A	Loyola Marymount	57 56
								96	H	Gonzaga	71 64	260	A	UC Santa Barbara	48 37
								97	A	San Francisco	59 57	260	H	UC Santa Barbara	66 48
								97	H	San Francisco	68 57	265	A	Pepperdine	62 60
												282	A	Portland	67 45
												282	H	Portland	66 47
												322	N	Evansville	62 44
												342	H	Air Force	68 34
LAST 12 Division I GAMES:															
12	A	BYU	63 70	238	A	Loyola Marymount	57 56								
83	A	San Diego	61 47	265	A	Pepperdine	62 60								
97	A	San Francisco	59 57	83	H	San Diego	58 70								
282	H	Portland	66 47	12	H	BYU	63 68								
96	H	Gonzaga	71 64	96	A	Gonzaga	44 53								
97	H	San Francisco	68 57	282	A	Portland	67 45								

Non-Div I Games: Hope Int'l 78 54 Simpson (CA) 112 34

Santa Clara

Loss, Non-Conf, S Site, H Home A Away N Neutral

Average RPI Win:	310	WON-LOST	WINNING	LAST 10	STRENGTH OF	OPP. STRENGTH	TEAM	ADJ.	CONF.	ADJ CONF.
Average RPI Loss:	185	RECORD	PCT. RANK	GAMES	SCHEDULE	OF SCHEDULE	RPI	RPI	RPI	RPI
DIV. I ONLY	5- 16	300	4- 6	249	314	301	301	30	30	
DIV. I NON-CONF.	1- 8	320	0- 0	34	122	210	210	30	30	
TOTALS	RPI 1-25	RPI 26-50	W-L RECORDS	RPI 51-100	RPI 101-150	RPI 150+				
5- 16	0- 3	0- 2	OVERALL	0- 0	0- 1	5- 10				
3- 5	0- 0	0- 1	HOME	0- 0	0- 0	3- 4				
2- 11	0- 3	0- 1	AWAY	0- 0	0- 1	2- 6				
0- 0	0- 0	0- 0	NEUTRAL	0- 0	0- 0	0- 0				
1- 8	0- 3	0- 2	NON-CONFERENCE	0- 0	0- 1	1- 2				
0- 2	0- 0	0- 1	HOME	0- 0	0- 0	0- 1				
1- 6	0- 3	0- 1	AWAY	0- 0	0- 1	1- 1				
0- 0	0- 0	0- 0	NEUTRAL	0- 0	0- 0	0- 0				
4- 8	0- 0	0- 0	CONFERENCE	0- 0	0- 0	4- 8				
3- 3	0- 0	0- 0	HOME	0- 0	0- 0	3- 3				
1- 5	0- 0	0- 0	AWAY	0- 0	0- 0	1- 5				
0- 0	0- 0	0- 0	NEUTRAL	0- 0	0- 0	0- 0				

RPI 1-25				RPI 26-50				RPI 51-100				RPI 101+ Team's RPI: 301			
RPI	S	Opponent	Score	RPI	S	Opponent	Score	RPI	S	Opponent	Score	RPI	S	Opponent	Score
16	A	Oklahoma St.	48 76	41	A	Rutgers	26 65					146	A	Jacksonville	52 65
22	A	Florida	34 99	50	H	Auburn	40 62					162	A	Hampton	53 65
25	A	Mississippi St.	25 92									218	H	Morgan St.	60 66
												255	A	Bethune-Cookman	44 50
												264	A	N.C. A&T	31 60
												264	H	N.C. A&T	59 69
												272	H	Coppin St.	57 55
												277	H	Ga. Southern	48 64
												280	A	Alabama St.	60 49
												282	A	Jacksonville St.	35 50
												300	A	Florida A&M	38 59
												304	H	UMES	60 42
												311	A	South Carolina St.	43 56
												323	H	Delaware St.	59 67
												346	A	Norfolk St.	68 53
												348	H	N.C. Central	57 39
LAST 12 Division I GAMES:															
311	A	South Carolina St.	43 56	162	A	Hampton	53 65								
272	H	Coppin St.	57 55	323	H	Delaware St.	59 67								
218	H	Morgan St.	60 66	304	H	UMES	60 42								
255	A	Bethune-Cookman	44 50	348	H	N.C. Central	57 39								
264	A	N.C. A&T	31 60	264	H	N.C. A&T	59 69								
346	A	Norfolk St.	68 53	146	A	Jacksonville	52 65								

Non-Div I Games: Columbia (SC) 101 34 Allen 72 46

Savannah St.

Loss, Non-Conf, S Site, H Home A Away N Neutral



Average RPI Win:	275	WON-LOST	WINNING	LAST 10	STRENGTH OF	OPP. STRENGTH	TEAM	ADJ.	CONF.	ADJ CONF.
Average RPI Loss:	166	RECORD	PCT. RANK	GAMES	SCHEDULE	OF SCHEDULE	RPI	RPI	RPI	RPI
DIV. I ONLY	8- 16	257	3- 7	212	293	255	255	25	25	
DIV. I NON-CONF.	5- 9	233	1- 1	102	295	182	182	25	25	
TOTALS	RPI 1-25	RPI 26-50	W-L RECORDS	RPI 51-100	RPI 101-150	RPI 150+				
8- 16	0- 0	0- 2	OVERALL	0- 2	0- 4	8- 8				
3- 6	0- 0	0- 0	HOME	0- 1	0- 2	3- 3				
5- 9	0- 0	0- 1	AWAY	0- 1	0- 2	5- 5				
0- 1	0- 0	0- 1	NEUTRAL	0- 0	0- 0	0- 0				
5- 9	0- 0	0- 2	NON-CONFERENCE	0- 2	0- 3	5- 2				
1- 4	0- 0	0- 0	HOME	0- 1	0- 2	1- 1				
4- 4	0- 0	0- 1	AWAY	0- 1	0- 1	4- 1				
0- 1	0- 0	0- 1	NEUTRAL	0- 0	0- 0	0- 0				
3- 7	0- 0	0- 0	CONFERENCE	0- 0	0- 1	3- 6				
2- 2	0- 0	0- 0	HOME	0- 0	0- 0	2- 2				
1- 5	0- 0	0- 0	AWAY	0- 0	0- 1	1- 4				
0- 0	0- 0	0- 0	NEUTRAL	0- 0	0- 0	0- 0				

RPI S	Opponent	Score	RPI S	Opponent	Score	RPI S	Opponent	Score	RPI S	Opponent	Score	Team's RPI: 255
30	A Washington	55 96	59	A Oregon	62 82	101	A New Mexico St.	54 69				
38	N Princeton	48 85	66	H UC Riverside	70 92	132	A Idaho	60 64				
						137	H Boise St.	66 84				
						148	H Long Beach St.	57 69				
						160	H Montana St.	51 80				
						204	A UTRGV	74 71				
						207	A Montana	58 44				
						222	H Utah Valley	44 61				
						224	A Idaho St.	67 83				
						230	A Grand Canyon	53 60				
						230	H Grand Canyon	54 67				
						238	A Loyola Marymount	78 69				
						245	A CSU Bakersfield	68 76				
						288	A CSUN	62 56				
						295	A UMKC	43 64				
						295	H UMKC	69 63				
						308	H Denver	59 51				
						325	A Portland St.	85 64				
						336	A Chicago St.	49 57				
						336	H Chicago St.	59 45				
LAST 12 Division I GAMES:												
230	A Grand Canyon	53 60	101	A New Mexico St.	54 69							
295	A UMKC	43 64	245	A CSU Bakersfield	68 76							
336	A Chicago St.	49 57	336	H Chicago St.	59 45							
230	H Grand Canyon	54 67	295	H UMKC	69 63							
222	H Utah Valley	44 61	288	A CSUN	62 56							
204	A UTRGV	74 71	148	H Long Beach St.	57 69							

Non-Div I Games: Evergreen St. 81 38

Seattle

■ Loss, 
 ■ Non-Conf, 
 ■ S Site, 
 ■ H Home 
 ■ A Away 
 N Neutral

Average RPI Win:	126	WON-LOST	WINNING	LAST 10	STRENGTH OF	OPP. STRENGTH	TEAM	ADJ.	CONF.	ADJ CONF.
Average RPI Loss:	51	RECORD	PCT. RANK	GAMES	SCHEDULE	OF SCHEDULE	RPI	RPI	RPI	RPI
DIV. I ONLY	18- 7	59	5- 5	50	39	34	34	6	6	
DIV. I NON-CONF.	10- 1	19	0- 0	37	38	5	5	6	6	
TOTALS	RPI 1-25	RPI 26-50	W-L RECORDS	RPI 51-100	RPI 101-150	RPI 150+				
18- 7	1- 1	3- 3	OVERALL	5- 3	4- 0	5- 0				
9- 3	0- 1	2- 1	HOME	2- 1	1- 0	4- 0				
7- 4	1- 0	0- 2	AWAY	3- 2	2- 0	1- 0				
2- 0	0- 0	1- 0	NEUTRAL	0- 0	1- 0	0- 0				
10- 1	0- 0	3- 1	NON-CONFERENCE	2- 0	2- 0	3- 0				
5- 0	0- 0	2- 0	HOME	0- 0	0- 0	3- 0				
3- 1	0- 0	0- 1	AWAY	2- 0	1- 0	0- 0				
2- 0	0- 0	1- 0	NEUTRAL	0- 0	1- 0	0- 0				
8- 6	1- 1	0- 2	CONFERENCE	3- 3	2- 0	2- 0				
4- 3	0- 1	0- 1	HOME	2- 1	1- 0	1- 0				
4- 3	1- 0	0- 1	AWAY	1- 2	1- 0	1- 0				
0- 0	0- 0	0- 0	NEUTRAL	0- 0	0- 0	0- 0				

RPI 1-25				RPI 26-50				Team's RPI: 34	RPI 51-100				RPI 101+			
RPI	S	Opponent	Score	RPI	S	Opponent	Score		RPI	S	Opponent	Score	RPI	S	Opponent	Score
20	A	DePaul	83 74	26	A	Georgia	52 70		54	A	Villanova	45 55	121	N	UNI	57 49
20	H	DePaul	74 86	38	H	Princeton	71 64		54	H	Villanova	60 50	138	H	Xavier	82 66
				41	H	Rutgers	77 49		82	A	Marquette	82 89	142	A	Creighton	86 82
				42	A	St. John's (NY)	69 71		82	H	Marquette	99 68	144	A	UT Arlington	61 54
				42	H	St. John's (NY)	64 72		86	A	Saint Joseph's	66 54	163	H	Fordham	66 54
				46	N	North Carolina St.	58 55		89	A	Georgetown	83 75	194	H	Butler	98 77
									89	H	Georgetown	65 73	223	H	Bryant	93 57
									98	A	Liberty	92 56	253	A	Providence	64 54
													333	H	Saint Peter's	81 65
LAST 12 Division I GAMES:																
54	H	Villanova	60 50	138	H	Xavier	82 66									
89	H	Georgetown	65 73	89	A	Georgetown	83 75									
42	H	St. John's (NY)	64 72	54	A	Villanova	45 55									
82	A	Marquette	82 89	42	A	St. John's (NY)	69 71									
20	A	DePaul	83 74	20	H	DePaul	74 86									
194	H	Butler	98 77	82	H	Marquette	99 68									

Non-Div I Games:

Seton Hall

■ Loss, 
■ Non-Conf, 
■ S Site, 
■ H Home 
■ A Away 
N Neutral

Average RPI Win:	266	WON-LOST	WINNING	LAST 10	STRENGTH OF	OPP. STRENGTH	TEAM	ADJ.	CONF.	ADJ CONF.
Average RPI Loss:	176	RECORD	PCT. RANK	GAMES	SCHEDULE	OF SCHEDULE	RPI	RPI	RPI	RPI
DIV. I ONLY	12- 14	192	1- 5	258	278	216	216	23	23	
DIV. I NON-CONF.	3- 7	248	1- 1	180	320	222	222	24	24	
TOTALS	RPI 1-25	RPI 26-50	W-L RECORDS	RPI 51-100	RPI 101-150	RPI 150+				
12- 14	0- 0	0- 1	OVERALL	0- 1	0- 4	12- 8				
5- 4	0- 0	0- 0	HOME	0- 1	0- 2	5- 1				
6- 9	0- 0	0- 1	AWAY	0- 0	0- 2	6- 6				
1- 1	0- 0	0- 0	NEUTRAL	0- 0	0- 0	1- 1				
3- 7	0- 0	0- 1	NON-CONFERENCE	0- 1	0- 1	3- 4				
0- 2	0- 0	0- 0	HOME	0- 1	0- 0	0- 1				
2- 4	0- 0	0- 1	AWAY	0- 0	0- 1	2- 2				
1- 1	0- 0	0- 0	NEUTRAL	0- 0	0- 0	1- 1				
9- 7	0- 0	0- 0	CONFERENCE	0- 0	0- 3	9- 4				
5- 2	0- 0	0- 0	HOME	0- 0	0- 2	5- 0				
4- 5	0- 0	0- 0	AWAY	0- 0	0- 1	4- 4				
0- 0	0- 0	0- 0	NEUTRAL	0- 0	0- 0	0- 0				

RPI 1-25			RPI 26-50			RPI 51-100			RPI 101+			Team's RPI: 216
RPI	S	Opponent	Score	RPI	S	Opponent	Score	RPI	S	Opponent	Score	
				39	A	St. Bonaventure	40 57	53	H	Albany (NY)	42 61	
								108	A	Quinnipiac	52 94	
								108	H	Quinnipiac	59 69	
								110	H	Iona	51 64	
								145	A	Southern Ill.	54 73	
								172	H	Northeastern	67 70	
								183	A	Marist	37 66	
								201	A	Canisius	58 52	
								201	H	Canisius	61 57	
								211	A	Fairfield	55 67	
								218	N	Morgan St.	69 46	
								228	A	Manhattan	49 56	
								228	H	Manhattan	60 59	
								242	A	New Hampshire	57 53	
								249	A	Navy	58 59	
								273	A	Monmouth	69 63	
								273	H	Monmouth	64 54	
								280	N	Alabama St.	53 57	
								287	A	Rider	58 70	
								287	H	Rider	66 45	
								291	A	Colgate	50 52	
								302	A	Niagara	59 51	
								303	A	Fairleigh Dickinson	81 65	
								333	A	Saint Peter's	64 55	
								333	H	Saint Peter's	59 58	
LAST 12 Division I GAMES:												
				218	N	Morgan St.	69 46	333	A	Saint Peter's	64 55	
				280	N	Alabama St.	53 57	183	A	Marist	37 66	
				228	A	Manhattan	49 56	108	A	Quinnipiac	52 94	
				110	H	Iona	51 64	201	H	Canisius	61 57	
				211	A	Fairfield	55 67	287	A	Rider	58 70	
				108	H	Quinnipiac	59 69	273	H	Monmouth	64 54	

Non-Div I Games:

Siena

■ Loss, 
 ■ Non-Conf, 
 ■ S Site, 
 ■ Home 
 ■ A Away 
 N Neutral

Average RPI Win:	243	WON-LOST	WINNING	LAST 10	STRENGTH OF	OPP. STRENGTH	TEAM	ADJ.	CONF.	ADJ CONF.
Average RPI Loss:	146	RECORD	PCT. RANK	GAMES	SCHEDULE	OF SCHEDULE	RPI	RPI	RPI	RPI
DIV. I ONLY	9- 12	215	6- 4	177	215	209	209	16	16	
DIV. I NON-CONF.	2- 5	253	0- 0	202	258	241	241	14	14	
TOTALS	RPI 1-25	RPI 26-50	W-L RECORDS	RPI 51-100	RPI 101-150	RPI 150+				
9- 12	0- 1	0- 2	OVERALL	0- 0	1- 4	8- 5				
4- 6	0- 1	0- 1	HOME	0- 0	1- 2	3- 2				
5- 6	0- 0	0- 1	AWAY	0- 0	0- 1	5- 3				
0- 0	0- 0	0- 0	NEUTRAL	0- 0	0- 0	0- 0				
2- 5	0- 1	0- 0	NON-CONFERENCE	0- 0	0- 1	2- 3				
0- 3	0- 1	0- 0	HOME	0- 0	0- 1	0- 1				
2- 2	0- 0	0- 0	AWAY	0- 0	0- 0	2- 2				
0- 0	0- 0	0- 0	NEUTRAL	0- 0	0- 0	0- 0				
7- 7	0- 0	0- 2	CONFERENCE	0- 0	1- 3	6- 2				
4- 3	0- 0	0- 1	HOME	0- 0	1- 1	3- 1				
3- 4	0- 0	0- 1	AWAY	0- 0	0- 2	3- 1				
0- 0	0- 0	0- 0	NEUTRAL	0- 0	0- 0	0- 0				

RPI S	Opponent	Score	RPI S	Opponent	Score	RPI S	Opponent	Score	RPI S	Opponent	Score	Team's RPI: 209
22	H Florida	60 72	44	A Arkansas St.	51 58				135	A Little Rock	43 74	
			44	H Arkansas St.	53 66				135	H Little Rock	34 47	
									141	H UAB	39 53	
									144	H UT Arlington	59 55	
									150	A La.-Lafayette	50 69	
									151	A Southern Miss.	51 71	
									177	A Southern U.	45 50	
									180	A Troy	75 71	
									210	H Texas St.	71 73	
									230	A Grand Canyon	59 56	
									254	H Appalachian St.	71 55	
									268	A Georgia St.	60 52	
									268	H Georgia St.	83 45	
									270	H UCF	36 77	
									277	A Ga. Southern	43 57	
									277	H Ga. Southern	48 45	
									280	A Alabama St.	47 43	
									285	A La.-Monroe	63 57	
LAST 12 Division I GAMES:												
277	H Ga. Southern	48 45	285	A La.-Monroe	63 57							
268	H Georgia St.	83 45	150	A La.-Lafayette	50 69							
135	A Little Rock	43 74	144	H UT Arlington	59 55							
44	A Arkansas St.	51 58	210	H Texas St.	71 73							
254	H Appalachian St.	71 55	268	A Georgia St.	60 52							
180	A Troy	75 71	277	A Ga. Southern	43 57							

Non-Div I Games: Spring Hill 64 49 William Carey 66 30

South Ala.

Loss, Non-Conf, S Site, H Home A Away N Neutral

# South Carolina

Through Games Of Feb. 14, 2016

Average RPI Win:	99	WON-LOST	WINNING	LAST 10	STRENGTH OF	OPP. STRENGTH	TEAM	ADJ.	CONF.	ADJ CONF.
Average RPI Loss:	2	RECORD	PCT. RANK	GAMES	SCHEDULE	OF SCHEDULE	RPI	RPI	RPI	RPI
DIV. I ONLY	23- 1	4	9- 1	9	8	3	3	2	2	
DIV. I NON-CONF.	12- 1	9	0- 1	77	8	11	11	2	2	
TOTALS	RPI 1-25	RPI 26-50	W-L RECORDS	RPI 51-100	RPI 101-150	RPI 150+				
23- 1	9- 1	2- 0	OVERALL	3- 0	2- 0	7- 0				
12- 1	4- 1	1- 0	HOME	2- 0	1- 0	4- 0				
8- 0	4- 0	1- 0	AWAY	1- 0	1- 0	1- 0				
3- 0	1- 0	0- 0	NEUTRAL	0- 0	0- 0	2- 0				
12- 1	3- 1	0- 0	NON-CONFERENCE	2- 0	1- 0	6- 0				
6- 1	1- 1	0- 0	HOME	2- 0	0- 0	3- 0				
3- 0	1- 0	0- 0	AWAY	0- 0	1- 0	1- 0				
3- 0	1- 0	0- 0	NEUTRAL	0- 0	0- 0	2- 0				
11- 0	6- 0	2- 0	CONFERENCE	1- 0	1- 0	1- 0				
6- 0	3- 0	1- 0	HOME	0- 0	1- 0	1- 0				
5- 0	3- 0	1- 0	AWAY	1- 0	0- 0	0- 0				
0- 0	0- 0	0- 0	NEUTRAL	0- 0	0- 0	0- 0				

RPI	S	Opponent	Score	RPI	S	Opponent	Score	RPI	S	Opponent	Score	RPI	S	Opponent	Score
2	H	UConn	54 66	33	H	Missouri	83 58	51	H	Duke	66 55	125	A	Hawaii	67 51
5	H	Ohio St.	88 80	50	A	Auburn	74 58	71	A	Vanderbilt	71 61	130	H	Arkansas	85 32
7	N	Arizona St.	60 58					93	H	Elon	78 63	159	H	Ole Miss	81 62
10	A	UCLA	68 65									162	H	Hampton	86 48
14	A	Texas A&M	70 63									174	N	East Carolina	88 57
14	H	Texas A&M	59 58									241	A	Clemson	67 41
17	A	Kentucky	73 62									245	N	CSU Bakersfield	90 71
17	H	Kentucky	78 68									292	H	UNCG	92 44
22	H	Florida	86 71									312	H	Winthrop	86 37
25	A	Mississippi St.	57 51												
LAST 12 Division I GAMES:															
22	H	Florida	86 71	50	A	Auburn	74 58	14	H	Texas A&M	59 58				
2	H	UConn	54 66	17	A	Kentucky	73 62	33	H	Missouri	83 58				
17	H	Kentucky	78 68	71	A	Vanderbilt	71 61	130	H	Arkansas	85 32				
14	A	Texas A&M	70 63												
159	H	Ole Miss	81 62												
25	A	Mississippi St.	57 51												

Non-Div I Games:

South Carolina

Loss, Non-Conf, S Site, H Home A Away N Neutral

Season Carolina B&C				Through Games Of Feb. 11, 1918						
Average RPI Win:	314	WON-LOST	WINNING	LAST 10	STRENGTH OF	OPP. STRENGTH	TEAM	ADJ.	CONF.	ADJ CONF.
Average RPI Loss:	213	RECORD	PCT. RANK	GAMES	SCHEDULE	OF SCHEDULE	RPI	RPI	RPI	RPI
DIV. I ONLY	8- 12	230	5- 5	341	331	311	311	30	30	
DIV. I NON-CONF.	2- 6	272	0- 1	307	231	292	292	30	30	
TOTALS	RPI 1-25	RPI 26-50	W-L RECORDS	RPI 51-100	RPI 101-150	RPI 150+				
8- 12	0- 0	0- 0	OVERALL	0- 0	0- 3	8- 9				
5- 3	0- 0	0- 0	HOME	0- 0	0- 0	5- 3				
3- 8	0- 0	0- 0	AWAY	0- 0	0- 2	3- 6				
0- 1	0- 0	0- 0	NEUTRAL	0- 0	0- 1	0- 0				
2- 6	0- 0	0- 0	NON-CONFERENCE	0- 0	0- 3	2- 3				
1- 0	0- 0	0- 0	HOME	0- 0	0- 0	1- 0				
1- 5	0- 0	0- 0	AWAY	0- 0	0- 2	1- 3				
0- 1	0- 0	0- 0	NEUTRAL	0- 0	0- 1	0- 0				
6- 6	0- 0	0- 0	CONFERENCE	0- 0	0- 0	6- 6				
4- 3	0- 0	0- 0	HOME	0- 0	0- 0	4- 3				
2- 3	0- 0	0- 0	AWAY	0- 0	0- 0	2- 3				
0- 0	0- 0	0- 0	NEUTRAL	0- 0	0- 0	0- 0				

RPI 1-25				RPI 26-50				RPI 51-100				RPI 101+				Team's RPI: 311	
RPI	S	Opponent	Score	RPI	S	Opponent	Score	RPI	S	Opponent	Score	RPI	S	Opponent	Score		
												127	N	Central Ark.	38	51	
												141	A	UAB	38	71	
												146	A	Jacksonville	47	79	
												155	A	Davidson	51	63	
												162	A	Hampton	50	63	
												215	A	Furman	46	59	
												218	H	Morgan St.	56	62	
												241	A	Clemson	54	63	
												255	A	Bethune-Cookman	50	65	
												264	H	N.C. A&T	54	57	
												272	H	Coppin St.	67	63	
												300	A	Florida A&M	68	62	
												301	H	Savannah St.	56	43	
												304	H	UMES	56	63	
												310	H	Wofford	60	47	
												313	A	North Florida	53	48	
												323	A	Delaware St.	61	79	
												323	H	Delaware St.	61	48	
												346	A	Norfolk St.	60	52	
												348	H	N.C. Central	58	51	
LAST 12 Division I GAMES:																	
				301	H	Savannah St.	56	43	304	H	UMES	56	63				
				218	H	Morgan St.	56	62	323	H	Delaware St.	61	48				
				272	H	Coppin St.	67	63	264	H	N.C. A&T	54	57				
				323	A	Delaware St.	61	79	348	H	N.C. Central	58	51				
				162	A	Hampton	50	63	146	A	Jacksonville	47	79				
				346	A	Norfolk St.	60	52	127	N	Central Ark.	38	51				

Non-Div I Games:	Morris	90	39	Southern Wesleyan	75	52
------------------	--------	----	----	-------------------	----	----

South Carolina St.

Loss, Non-Conf, S Site, H Home A Away N Neutral

Average RPI Win:	214	WON-LOST	WINNING	LAST 10	STRENGTH OF	OPP. STRENGTH	TEAM	ADJ.	CONF.	ADJ CONF.
Average RPI Loss:	81	RECORD	PCT. RANK	GAMES	SCHEDULE	OF SCHEDULE	RPI	RPI	RPI	RPI
DIV. I ONLY	19- 5	34	10- 0	268	98	79	79	18	18	
DIV. I NON-CONF.	8- 4	100	0- 0	207	10	88	88	19	19	
TOTALS	RPI 1-25	RPI 26-50	W-L RECORDS	RPI 51-100	RPI 101-150	RPI 150+				
19- 5	0- 0	0- 2	OVERALL	2- 1	4- 2	13- 0				
9- 1	0- 0	0- 1	HOME	1- 0	3- 0	5- 0				
9- 4	0- 0	0- 1	AWAY	1- 1	1- 2	7- 0				
1- 0	0- 0	0- 0	NEUTRAL	0- 0	0- 0	1- 0				
8- 4	0- 0	0- 2	NON-CONFERENCE	1- 1	2- 1	5- 0				
3- 1	0- 0	0- 1	HOME	1- 0	1- 0	1- 0				
4- 3	0- 0	0- 1	AWAY	0- 1	1- 1	3- 0				
1- 0	0- 0	0- 0	NEUTRAL	0- 0	0- 0	1- 0				
11- 1	0- 0	0- 0	CONFERENCE	1- 0	2- 1	8- 0				
6- 0	0- 0	0- 0	HOME	0- 0	2- 0	4- 0				
5- 1	0- 0	0- 0	AWAY	1- 0	0- 1	4- 0				
0- 0	0- 0	0- 0	NEUTRAL	0- 0	0- 0	0- 0				

RPI 1-25				RPI 26-50				RPI 51-100				Team's RPI: 79				RPI 101+			
RPI	S	Opponent	Score	RPI	S	Opponent	Score	RPI	S	Opponent	Score	RPI	S	Opponent	Score	RPI	S	Opponent	Score
				30	H	Washington	64 77	62	A	South Dakota St.	63 58	107	H	Drake	92 87				
				48	A	Kansas St.	81 84	70	A	Utah	59 66	115	H	IUPUI	65 59				
								82	H	Marquette	97 69	121	A	UNI	43 64				
												128	A	North Dakota	73 70				
												136	A	Oral Roberts	56 60				
												136	H	Oral Roberts	71 48				
												166	A	Illinois	85 76				
												171	A	Fla. Atlantic	76 53				
												189	A	San Jose St.	87 77				
												227	A	Western Ill.	102 77				
												254	N	Appalachian St.	87 60				
												275	A	Omaha	70 55				
												275	H	Omaha	82 76				
												308	A	Denver	79 33				
												308	H	Denver	85 60				
												309	A	North Dakota St.	96 94				
												309	H	North Dakota St.	80 54				
												325	H	Portland St.	103 61				
												328	H	IPFW	92 60				
LAST 12 Division I GAMES:																			
				136	H	Oral Roberts	71 48					328	H	IPFW	92 60				
				275	A	Omaha	70 55					62	A	South Dakota St.	63 58				
				308	A	Denver	79 33					309	A	North Dakota St.	96 94				
				309	H	North Dakota St.	80 54					275	H	Omaha	82 76				
				227	A	Western Ill.	102 77					136	A	Oral Roberts	56 60				
				115	H	IUPUI	65 59					308	H	Denver	85 60				

Non-Div I Games: Dakota Wesleyan 94 54

South Dakota

Average RPI Win:	208	WON-LOST	WINNING	LAST 10	STRENGTH OF	OPP. STRENGTH	TEAM	ADJ.	CONF.	ADJ CONF.
Average RPI Loss:	29	RECORD	PCT. RANK	GAMES	SCHEDULE	OF SCHEDULE	RPI	RPI	RPI	RPI
DIV. I ONLY	21- 4	19	9- 1	171	113	62	62	18	18	
DIV. I NON-CONF.	10- 3	61	0- 0	56	18	36	36	19	19	
TOTALS	RPI 1-25	RPI 26-50	W-L RECORDS	RPI 51-100	RPI 101-150	RPI 150+				
21- 4	1- 3	0- 0	OVERALL	0- 1	7- 0	13- 0				
12- 2	1- 1	0- 0	HOME	0- 1	4- 0	7- 0				
7- 1	0- 1	0- 0	AWAY	0- 0	2- 0	5- 0				
2- 1	0- 1	0- 0	NEUTRAL	0- 0	1- 0	1- 0				
10- 3	1- 3	0- 0	NON-CONFERENCE	0- 0	4- 0	5- 0				
6- 1	1- 1	0- 0	HOME	0- 0	2- 0	3- 0				
2- 1	0- 1	0- 0	AWAY	0- 0	1- 0	1- 0				
2- 1	0- 1	0- 0	NEUTRAL	0- 0	1- 0	1- 0				
11- 1	0- 0	0- 0	CONFERENCE	0- 1	3- 0	8- 0				
6- 1	0- 0	0- 0	HOME	0- 1	2- 0	4- 0				
5- 0	0- 0	0- 0	AWAY	0- 0	1- 0	4- 0				
0- 0	0- 0	0- 0	NEUTRAL	0- 0	0- 0	0- 0				

RPI 1-25				RPI 26-50				RPI 51-100				RPI 101+ Team's RPI: 62			
RPI	S	Opponent	Score	RPI	S	Opponent	Score	RPI	S	Opponent	Score	RPI	S	Opponent	Score
1	H	Notre Dame	64 75					79	H	South Dakota	58 63	115	H	IUPUI	68 66
11	N	Maryland	55 62									121	H	UNI	89 86
20	H	DePaul	88 79									129	N	Pittsburgh	55 54
23	A	Green Bay	57 58									130	H	Arkansas	76 69
												136	A	Oral Roberts	68 50
												136	H	Oral Roberts	60 48
												142	A	Creighton	53 51
												161	N	Old Dominion	71 39
												169	H	Northern Colo.	66 62
												183	H	Marist	77 68
												227	H	Western Ill.	85 63
												251	A	Bowling Green	58 45
												275	A	Omaha	65 47
												275	H	Omaha	68 58
												308	A	Denver	76 39
												309	A	North Dakota St.	81 63
												309	H	North Dakota St.	81 47
												325	H	Portland St.	74 65
												328	A	IPFW	61 42
												328	H	IPFW	92 64
LAST 12 Division I GAMES:															
328	H	IPFW	92 64	115	H	IUPUI	68 66								
136	H	Oral Roberts	60 48	79	H	South Dakota	58 63								
309	H	North Dakota St.	81 47	328	A	IPFW	61 42								
275	A	Omaha	65 47	275	H	Omaha	68 58								
136	A	Oral Roberts	68 50	309	A	North Dakota St.	81 63								
227	H	Western Ill.	85 63	308	A	Denver	76 39								

Non-Div I Games:

South Dakota St.

■ Loss, 
 ■ Non-Conf, S Site, 
 ■ Home 
 ■ Away 
 N Neutral



Average RPI Win:	156	WON-LOST	WINNING	LAST 10	STRENGTH OF	OPP. STRENGTH	TEAM	ADJ.	CONF.	ADJ CONF.
Average RPI Loss:	41	RECORD	PCT. RANK	GAMES	SCHEDULE	OF SCHEDULE	RPI	RPI	RPI	RPI
DIV. I ONLY	18- 6	47	3- 2	80	47	43	43	8	8	
DIV. I NON-CONF.	7- 3	91	0- 1	12	11	19	19	7	7	
TOTALS	RPI 1-25	RPI 26-50	W-L RECORDS	RPI 51-100	RPI 101-150	RPI 150+				
18- 6	1- 3	0- 1	OVERALL	4- 1	3- 1	10- 0				
13- 1	1- 1	0- 0	HOME	3- 0	3- 0	6- 0				
5- 4	0- 1	0- 0	AWAY	1- 1	0- 0	4- 0				
0- 1	0- 1	0- 0	NEUTRAL	0- 0	0- 0	0- 0				
7- 3	1- 2	0- 1	NON-CONFERENCE	2- 0	3- 0	1- 0				
7- 0	1- 0	0- 0	HOME	2- 0	3- 0	1- 0				
0- 2	0- 1	0- 1	AWAY	0- 0	0- 0	0- 0				
0- 1	0- 1	0- 0	NEUTRAL	0- 0	0- 0	0- 0				
11- 3	0- 1	0- 0	CONFERENCE	2- 1	0- 1	9- 0				
6- 1	0- 1	0- 0	HOME	1- 0	0- 0	5- 0				
5- 2	0- 0	0- 0	AWAY	1- 1	0- 1	4- 0				
0- 0	0- 0	0- 0	NEUTRAL	0- 0	0- 0	0- 0				

RPI 1-25				RPI 26-50				Team's RPI: 43	RPI 51-100				RPI 101+			
RPI	S	Opponent	Score	RPI	S	Opponent	Score		RPI	S	Opponent	Score	RPI	S	Opponent	Score
2	H	UConn	59 75	42	A	St. John's (NY)	70 74		61	H	Chattanooga	61 33	109	A	Memphis	87 88
4	A	Baylor	63 66						63	A	Temple	66 68	117	H	Harvard	86 59
16	H	Oklahoma St.	68 46						78	A	Tulane	71 67	131	H	Penn St.	101 79
25	N	Mississippi St.	58 68						78	H	Tulane	77 65	146	H	Jacksonville	74 52
									87	H	Drexel	73 58	158	A	SMU	66 48
													158	H	SMU	83 56
													174	A	East Carolina	61 59
													174	H	East Carolina	75 54
													194	H	Butler	87 77
													219	A	Cincinnati	78 51
													219	H	Cincinnati	82 49
													258	H	Houston	73 49
													270	A	UCF	88 49
													270	H	UCF	108 63
LAST 12 Division I GAMES:																
4	A	Baylor	63 66	258	H	Houston	73 49									
219	A	Cincinnati	78 51	270	A	UCF	88 49									
78	H	Tulane	77 65	109	A	Memphis	87 88									
63	A	Temple	66 68	174	H	East Carolina	75 54									
219	H	Cincinnati	82 49	78	A	Tulane	71 67									
158	A	SMU	66 48	2	H	UConn	59 75									

Non-Div I Games:

South Fla.

■ Loss, 
 ■ Non-Conf, 
 ■ S Site, 
 ■ Home 
 ■ A Away 
 N Neutral

Average RPI Win:	270	WON-LOST	WINNING	LAST 10	STRENGTH OF	OPP. STRENGTH	TEAM	ADJ.	CONF.	ADJ CONF.
Average RPI Loss:	153	RECORD	PCT. RANK	GAMES	SCHEDULE	OF SCHEDULE	RPI	RPI	RPI	RPI
DIV. I ONLY	12- 12	166	2- 5	244	304	198	198	24	24	
DIV. I NON-CONF.	5- 6	180	0- 1	182	341	187	187	23	23	
TOTALS	RPI 1-25	RPI 26-50	W-L RECORDS	RPI 51-100	RPI 101-150	RPI 150+				
12- 12	0- 0	0- 1	OVERALL	1- 4	0- 2	11- 5				
6- 3	0- 0	0- 0	HOME	1- 1	0- 2	5- 0				
6- 7	0- 0	0- 1	AWAY	0- 2	0- 0	6- 4				
0- 2	0- 0	0- 0	NEUTRAL	0- 1	0- 0	0- 1				
5- 6	0- 0	0- 1	NON-CONFERENCE	0- 2	0- 2	5- 1				
1- 2	0- 0	0- 0	HOME	0- 0	0- 2	1- 0				
4- 2	0- 0	0- 1	AWAY	0- 1	0- 0	4- 0				
0- 2	0- 0	0- 0	NEUTRAL	0- 1	0- 0	0- 1				
7- 6	0- 0	0- 0	CONFERENCE	1- 2	0- 0	6- 4				
5- 1	0- 0	0- 0	HOME	1- 1	0- 0	4- 0				
2- 5	0- 0	0- 0	AWAY	0- 1	0- 0	2- 4				
0- 0	0- 0	0- 0	NEUTRAL	0- 0	0- 0	0- 0				

RPI S	Opponent	Score	RPI S	Opponent	Score	RPI S	Opponent	Score	RPI S	Opponent	Score	Team's RPI: 198
			33 A	Missouri	32 74	66 N	UC Riverside	67 85	127 H	Central Ark.	54 63	
						75 A	Saint Louis	52 67	145 H	Southern Ill.	72 87	
						99 H	Belmont	81 74	165 A	SIUE	73 80	
						100 A	UT Martin	65 95	197 A	Eastern Ky.	55 56	
						100 H	UT Martin	74 84	224 N	Idaho St.	64 65	
									227 A	Western Ill.	89 84	
									262 H	Tennessee St.	75 65	
									266 A	Murray St.	61 80	
									266 H	Murray St.	96 59	
									267 H	Austin Peay	71 69	
									274 A	Tennessee Tech	60 57	
									282 H	Jacksonville St.	61 47	
									294 A	Wichita St.	66 62	
									295 H	UMKC	78 65	
									296 A	Morehead St.	89 79	
									335 A	Lipscomb	84 69	
									338 A	Eastern Ill.	59 64	
									344 A	Alabama A&M	69 58	
LAST 12 Division I GAMES:												
			66 N	UC Riverside	67 85	100 H	UT Martin	74 84				
			266 A	Murray St.	61 80	165 A	SIUE	73 80				
			100 A	UT Martin	65 95	274 A	Tennessee Tech	60 57				
			338 A	Eastern Ill.	59 64	282 H	Jacksonville St.	61 47				
			266 H	Murray St.	96 59	197 A	Eastern Ky.	55 56				
			267 H	Austin Peay	71 69	296 A	Morehead St.	89 79				

Non-Div I Games: Harris-Stowe 78 66 William Woods 94 58

Southeast Mo. St.

Loss, Non-Conf, S Site, H Home A Away N Neutral

Average RPI Win:	284	WON-LOST	WINNING	LAST 10	STRENGTH OF	OPP. STRENGTH	TEAM	ADJ.	CONF.	ADJ CONF.
Average RPI Loss:	169	RECORD	PCT. RANK	GAMES	SCHEDULE	OF SCHEDULE	RPI	RPI	RPI	RPI
DIV. I ONLY	4- 19	320	2- 8	176	261	306	306	28	28	
DIV. I NON-CONF.	1- 10	330	0- 0	132	188	276	276	26	26	
TOTALS	RPI 1-25	RPI 26-50	W-L RECORDS	RPI 51-100	RPI 101-150	RPI 150+				
4- 19	0- 1	0- 1	OVERALL	0- 3	0- 5	4- 9				
3- 7	0- 0	0- 1	HOME	0- 1	0- 0	3- 5				
1- 12	0- 1	0- 0	AWAY	0- 2	0- 5	1- 4				
0- 0	0- 0	0- 0	NEUTRAL	0- 0	0- 0	0- 0				
1- 10	0- 1	0- 1	NON-CONFERENCE	0- 2	0- 3	1- 3				
0- 4	0- 0	0- 1	HOME	0- 0	0- 0	0- 3				
1- 6	0- 1	0- 0	AWAY	0- 2	0- 3	1- 0				
0- 0	0- 0	0- 0	NEUTRAL	0- 0	0- 0	0- 0				
3- 9	0- 0	0- 0	CONFERENCE	0- 1	0- 2	3- 6				
3- 3	0- 0	0- 0	HOME	0- 1	0- 0	3- 2				
0- 6	0- 0	0- 0	AWAY	0- 0	0- 2	0- 4				
0- 0	0- 0	0- 0	NEUTRAL	0- 0	0- 0	0- 0				

RPI	S	Opponent	Score	RPI	S	Opponent	Score	RPI	S	Opponent	Score	RPI	S	Opponent	Score	Team's RPI: 306
25	A	Mississippi St.	41 81	50	H	Auburn	68 80	60	H	Abilene Christian	72 88	124	A	Northwestern St.	62 82	
								84	A	Georgia Tech	49 102	127	A	Central Ark.	58 80	
								91	A	Wright St.	72 106	130	A	Arkansas	53 97	
												133	A	Texas Tech	51 113	
												138	A	Xavier	27 67	
												168	A	McNeese St.	79 96	
												168	H	McNeese St.	74 83	
												180	H	Troy	90 100	
												234	H	Stephen F. Austin	65 56	
												237	A	Sam Houston St.	56 80	
												246	A	Houston Baptist	56 64	
												278	H	Lamar	73 66	
												285	H	La.-Monroe	84 88	
												300	A	Florida A&M	62 57	
												319	H	Jackson St.	72 79	
												321	H	Incarnate Word	66 70	
												324	H	Nicholls St.	78 68	
												326	A	A&M-Corpus Christi	67 69	
LAST 12 Division I GAMES:																
324	H	Nicholls St.	78 68	326	A	A&M-Corpus Christi	67 69									
168	H	McNeese St.	74 83	321	H	Incarnate Word	66 70									
60	H	Abilene Christian	72 88	278	H	Lamar	73 66									
127	A	Central Ark.	58 80	246	A	Houston Baptist	56 64									
124	A	Northwestern St.	62 82	237	A	Sam Houston St.	56 80									
168	A	McNeese St.	79 96	234	H	Stephen F. Austin	65 56									

Non-Div I Games:

Southeastern La.

■ Loss, 
■ Non-Conf, 
■ S Site, 
■ H Home 
■ A Away 
N Neutral

Average RPI Win:	134	WON-LOST	WINNING	LAST 10	STRENGTH OF	OPP. STRENGTH	TEAM	ADJ.	CONF.	ADJ CONF.
Average RPI Loss:	43	RECORD	PCT. RANK	GAMES	SCHEDULE	OF SCHEDULE	RPI	RPI	RPI	RPI
DIV. I ONLY	17- 8	76	4- 6	23	44	39	39	1	1	
DIV. I NON-CONF.	11- 0	1	0- 0	68	300	7	7	1	1	
TOTALS	RPI 1-25	RPI 26-50	W-L RECORDS	RPI 51-100	RPI 101-150	RPI 150+				
17- 8	1- 4	1- 2	OVERALL	7- 1	3- 0	5- 1				
11- 3	1- 2	0- 1	HOME	5- 0	1- 0	4- 0				
3- 5	0- 2	0- 1	AWAY	2- 1	1- 0	0- 1				
3- 0	0- 0	1- 0	NEUTRAL	0- 0	1- 0	1- 0				
11- 0	0- 0	1- 0	NON-CONFERENCE	3- 0	2- 0	5- 0				
7- 0	0- 0	0- 0	HOME	2- 0	1- 0	4- 0				
1- 0	0- 0	0- 0	AWAY	1- 0	0- 0	0- 0				
3- 0	0- 0	1- 0	NEUTRAL	0- 0	1- 0	1- 0				
6- 8	1- 4	0- 2	CONFERENCE	4- 1	1- 0	0- 1				
4- 3	1- 2	0- 1	HOME	3- 0	0- 0	0- 0				
2- 5	0- 2	0- 1	AWAY	1- 1	1- 0	0- 1				
0- 0	0- 0	0- 0	NEUTRAL	0- 0	0- 0	0- 0				

RPI 1-25				RPI 26-50				Team's RPI: 39	RPI 51-100				RPI 101+			
RPI	S	Opponent	Score	RPI	S	Opponent	Score		RPI	S	Opponent	Score	RPI	S	Opponent	Score
6	H	Stanford	47 57	30	A	Washington	60 69		53	H	Albany (NY)	68 67	110	N	Iona	76 56
7	A	Arizona St.	68 69	30	H	Washington	53 61		55	H	Santa Clara	81 46	113	A	Arizona	67 57
9	H	Oregon St.	49 57	37	N	West Virginia	78 67		59	H	Oregon	74 67	148	H	Long Beach St.	69 43
10	A	UCLA	73 78						70	A	Utah	70 59	179	A	Colorado	63 66
10	H	UCLA	71 68						73	A	Washington St.	61 73	182	H	UNLV	73 42
									73	H	Washington St.	64 62	230	N	Grand Canyon	75 44
									77	H	California	61 47	300	H	Florida A&M	88 45
									96	A	Gonzaga	60 56	330	H	Southern Utah	71 32
													332	H	UC Irvine	75 56
LAST 12 Division I GAMES:																
73	H	Washington St.	64 62	77	H	California	61 47									
30	H	Washington	53 61	6	H	Stanford	47 57									
7	A	Arizona St.	68 69	30	A	Washington	60 69									
113	A	Arizona	67 57	73	A	Washington St.	61 73									
179	A	Colorado	63 66	10	H	UCLA	71 68									
70	A	Utah	70 59	59	H	Oregon	74 67									

Non-Div I Games: Hope Int'l 92 43

Southern California

■ Loss, 
 ■ Non-Conf, 
 ■ S Site, 
 ■ H Home 
 ■ A Away 
 N Neutral

Average RPI Win: <b>236</b>	WON-LOST	WINNING	LAST 10	STRENGTH OF	OPP. STRENGTH	TEAM	ADJ.	CONF.	ADJ CONF.
Average RPI Loss: <b>139</b>	RECORD	PCT. RANK	GAMES	SCHEDULE	OF SCHEDULE	RPI	RPI	RPI	RPI
DIV. I ONLY	15- 9	100	3- 1	255	206	145	145	21	21
DIV. I NON-CONF.	7- 5	135	1- 0	129	220	123	123	17	17
TOTALS	RPI 1-25	RPI 26-50	W-L RECORDS	RPI 51-100	RPI 101-150	RPI 150+			
15- 9	0- 1	0- 0	OVERALL	0- 2	3- 2	12- 4			
8- 3	0- 0	0- 0	HOME	0- 1	0- 1	8- 1			
7- 6	0- 1	0- 0	AWAY	0- 1	3- 1	4- 3			
0- 0	0- 0	0- 0	NEUTRAL	0- 0	0- 0	0- 0			
7- 5	0- 1	0- 0	NON-CONFERENCE	0- 1	1- 2	6- 1			
4- 2	0- 0	0- 0	HOME	0- 1	0- 1	4- 0			
3- 3	0- 1	0- 0	AWAY	0- 0	1- 1	2- 1			
0- 0	0- 0	0- 0	NEUTRAL	0- 0	0- 0	0- 0			
8- 4	0- 0	0- 0	CONFERENCE	0- 1	2- 0	6- 3			
4- 1	0- 0	0- 0	HOME	0- 0	0- 0	4- 1			
4- 3	0- 0	0- 0	AWAY	0- 1	2- 0	2- 2			
0- 0	0- 0	0- 0	NEUTRAL	0- 0	0- 0	0- 0			

RPI	S	Opponent	Score	RPI	S	Opponent	Score	RPI	S	Opponent	Score	RPI	S	Opponent	Score	Team's RPI: 145
20	A	DePaul	61 <b>105</b>					85	A	Missouri St.	77 <b>82</b>	107	A	Drake	77 67	
								100	H	UT Martin	63 <b>70</b>	109	A	Memphis	58 <b>61</b>	
												120	A	Mercer	55 52	
												121	A	UNI	65 60	
												143	H	Marshall	55 <b>61</b>	
												165	H	SIUE	71 57	
												166	A	Illinois	64 <b>78</b>	
												167	A	Loyola Chicago	59 <b>83</b>	
												167	H	Loyola Chicago	68 <b>69</b>	
												198	A	Southeast Mo. St.	87 72	
												216	H	Siena	73 54	
												233	H	Indiana St.	76 64	
												262	H	Tennessee St.	79 70	
												266	A	Murray St.	70 57	
												294	A	Wichita St.	48 <b>57</b>	
												296	H	Morehead St.	102 69	
												298	A	Bradley	65 51	
												298	H	Bradley	75 49	
												315	H	Illinois St.	76 71	
												322	A	Evansville	66 63	
												322	H	Evansville	74 56	
LAST 12 Division I GAMES:																
262	H	Tennessee St.	79 70	85	A	Missouri St.	77 <b>82</b>									
322	A	Evansville	66 63	294	A	Wichita St.	48 <b>57</b>									
298	A	Bradley	65 51	322	H	Evansville	74 56									
167	A	Loyola Chicago	59 <b>83</b>	167	H	Loyola Chicago	68 <b>69</b>									
315	H	Illinois St.	76 71	298	H	Bradley	75 49									
233	H	Indiana St.	76 64	121	A	UNI	65 60									

Non-Div I Games:

Southern Ill.

Average RPI Win:	227	WON-LOST	WINNING	LAST 10	STRENGTH OF	OPP. STRENGTH	TEAM	ADJ.	CONF.	ADJ CONF.
Average RPI Loss:	101	RECORD	PCT. RANK	GAMES	SCHEDULE	OF SCHEDULE	RPI	RPI	RPI	RPI
DIV. I ONLY	11- 11	166	1- 3	151	122	151	151	12	12	
DIV. I NON-CONF.	6- 4	125	1- 1	99	169	104	104	10	10	
TOTALS	RPI 1-25	RPI 26-50	W-L RECORDS	RPI 51-100	RPI 101-150	RPI 150+				
11- 11	0- 2	0- 1	OVERALL	0- 3	1- 2	10- 3				
10- 0	0- 0	0- 0	HOME	0- 0	1- 0	9- 0				
1- 10	0- 2	0- 1	AWAY	0- 3	0- 1	1- 3				
0- 1	0- 0	0- 0	NEUTRAL	0- 0	0- 1	0- 0				
6- 4	0- 2	0- 0	NON-CONFERENCE	0- 1	1- 1	5- 0				
5- 0	0- 0	0- 0	HOME	0- 0	1- 0	4- 0				
1- 3	0- 2	0- 0	AWAY	0- 1	0- 0	1- 0				
0- 1	0- 0	0- 0	NEUTRAL	0- 0	0- 1	0- 0				
5- 7	0- 0	0- 1	CONFERENCE	0- 2	0- 1	5- 3				
5- 0	0- 0	0- 0	HOME	0- 0	0- 0	5- 0				
0- 7	0- 0	0- 1	AWAY	0- 2	0- 1	0- 3				
0- 0	0- 0	0- 0	NEUTRAL	0- 0	0- 0	0- 0				

RPI	S	Opponent	Score	RPI	S	Opponent	Score	RPI	S	Opponent	Score	RPI	S	Opponent	Score	Team's RPI: 151
4	A	Baylor	42 97	32	A	UTEP	64 72	61	A	Chattanooga	48 53	102	N	North Carolina	62 69	
25	A	Mississippi St.	65 78					72	A	Middle Tenn.	44 74	122	H	Samford	56 48	
								90	A	Charlotte	59 80	141	A	UAB	49 53	
												159	H	Ole Miss	57 38	
												161	A	Old Dominion	45 53	
												171	H	Fla. Atlantic	89 80	
												176	A	Louisiana Tech	37 72	
												176	H	Louisiana Tech	69 59	
												209	H	South Ala.	71 51	
												226	H	North Texas	57 38	
												240	H	Rice	68 62	
												244	A	UTSA	41 47	
												274	A	Tennessee Tech	69 57	
												280	H	Alabama St.	65 44	
												289	H	FIU	82 55	
												349	H	Mississippi Val.	71 55	
LAST 12 Division I GAMES:																
122	H	Samford	56 48	244	A	UTSA	41 47									
61	A	Chattanooga	48 53	32	A	UTEP	64 72									
72	A	Middle Tenn.	44 74	176	A	Louisiana Tech	37 72									
141	A	UAB	49 53	289	H	FIU	82 55									
240	H	Rice	68 62	171	H	Fla. Atlantic	89 80									
226	H	North Texas	57 38	161	A	Old Dominion	45 53									

Non-Div I Games: William Carey 75 34

Southern Miss.

Loss, Non-Conf, S Site, H Home A Away N Neutral

Average RPI Win:	303	WON-LOST	WINNING	LAST 10	STRENGTH OF	OPP. STRENGTH	TEAM	ADJ.	CONF.	ADJ CONF.
Average RPI Loss:	116	RECORD	PCT. RANK	GAMES	SCHEDULE	OF SCHEDULE	RPI	RPI	RPI	RPI
DIV. I ONLY	10- 9	156	8- 2	245	295	177	177	32	32	
DIV. I NON-CONF.	1- 6	311	0- 0	11	5	174	174	31	31	
TOTALS	RPI 1-25	RPI 26-50	W-L RECORDS	RPI 51-100	RPI 101-150	RPI 150+				
10- 9	0- 2	0- 1	OVERALL	0- 2	0- 1	10- 3				
6- 1	0- 0	0- 0	HOME	0- 0	0- 0	6- 1				
4- 8	0- 1	0- 1	AWAY	0- 2	0- 1	4- 2				
0- 0	0- 0	0- 0	NEUTRAL	0- 0	0- 0	0- 0				
1- 6	0- 2	0- 1	NON-CONFERENCE	0- 2	0- 1	1- 0				
1- 0	0- 0	0- 0	HOME	0- 0	0- 0	1- 0				
0- 6	0- 2	0- 1	AWAY	0- 2	0- 1	0- 0				
0- 0	0- 0	0- 0	NEUTRAL	0- 0	0- 0	0- 0				
9- 3	0- 0	0- 0	CONFERENCE	0- 0	0- 0	9- 3				
5- 1	0- 0	0- 0	HOME	0- 0	0- 0	5- 1				
4- 2	0- 0	0- 0	AWAY	0- 0	0- 0	4- 2				
0- 0	0- 0	0- 0	NEUTRAL	0- 0	0- 0	0- 0				

RPI 1-25				RPI 26-50				RPI 51-100				RPI 101+ Team's RPI: 177			
RPI	S	Opponent	Score	RPI	S	Opponent	Score	RPI	S	Opponent	Score	RPI	S	Opponent	Score
11	A	Maryland	61 94	48	A	Kansas St.	47 59	68	A	Nebraska	38 89	103	A	Iowa St.	46 86
14	A	Texas A&M	47 88					78	A	Tulane	48 77	209	H	South Ala.	50 45
												214	A	Grambling	52 65
												214	H	Grambling	80 68
												229	A	Texas Southern	45 59
												280	H	Alabama St.	59 60
												281	A	Prairie View	65 55
												319	A	Jackson St.	66 57
												319	H	Jackson St.	84 57
												327	H	Alcorn	66 57
												334	A	Ark.-Pine Bluff	78 61
												334	H	Ark.-Pine Bluff	74 70
												344	H	Alabama A&M	77 38
												349	A	Mississippi Val.	99 36
LAST 12 Division I GAMES:															
334	H	Ark.-Pine Bluff	74 70	349	A	Mississippi Val.	99 36								
319	A	Jackson St.	66 57	334	A	Ark.-Pine Bluff	78 61								
214	A	Grambling	52 65	319	H	Jackson St.	84 57								
327	H	Alcorn	66 57	214	H	Grambling	80 68								
344	H	Alabama A&M	77 38	281	A	Prairie View	65 55								
280	H	Alabama St.	59 60	229	A	Texas Southern	45 59								

Non-Div I Games:      Tougaloo                      81   48                      Spring Hill                      65   46

Southern U.

Loss, Non-Conf, S Site, H Home A Away N Neutral

## Southern Utah

Through Games Of Feb. 14, 2016

Average RPI Win:	315	WON-LOST	WINNING	LAST 10	STRENGTH OF	OPP. STRENGTH	TEAM	ADJ.	CONF.	ADJ CONF.
Average RPI Loss:	178	RECORD	PCT. RANK	GAMES	SCHEDULE	OF SCHEDULE	RPI	RPI	RPI	RPI
DIV. I ONLY	2- 21	342	0- 10	147	312	330	330	20	20	
DIV. I NON-CONF.	2- 8	290	0- 0	282	280	330	330	21	21	
TOTALS	RPI 1-25	RPI 26-50	W-L RECORDS	RPI 51-100	RPI 101-150	RPI 150+				
2- 21	0- 0	0- 1	OVERALL	0- 1	0- 4	2- 15				
2- 7	0- 0	0- 0	HOME	0- 0	0- 1	2- 6				
0- 13	0- 0	0- 1	AWAY	0- 1	0- 3	0- 8				
0- 1	0- 0	0- 0	NEUTRAL	0- 0	0- 0	0- 1				
2- 8	0- 0	0- 1	NON-CONFERENCE	0- 1	0- 1	2- 5				
2- 1	0- 0	0- 0	HOME	0- 0	0- 0	2- 1				
0- 6	0- 0	0- 1	AWAY	0- 1	0- 1	0- 3				
0- 1	0- 0	0- 0	NEUTRAL	0- 0	0- 0	0- 1				
0- 13	0- 0	0- 0	CONFERENCE	0- 0	0- 3	0- 10				
0- 6	0- 0	0- 0	HOME	0- 0	0- 1	0- 5				
0- 7	0- 0	0- 0	AWAY	0- 0	0- 2	0- 5				
0- 0	0- 0	0- 0	NEUTRAL	0- 0	0- 0	0- 0				

RPI S	Opponent	Score	RPI S	Opponent	Score	RPI S	Opponent	Score	RPI S	Opponent	Score	Team's RPI: 330
			39 A	Southern California	32 71	92 A	TCU	47 76	101 A	New Mexico St.	60 74	
									128 A	North Dakota	56 68	
									132 A	Idaho	48 93	
									132 H	Idaho	51 62	
									160 A	Montana St.	59 86	
									160 H	Montana St.	66 87	
									169 A	Northern Colo.	44 64	
									175 A	Eastern Wash.	53 64	
									175 H	Eastern Wash.	82 85	
									182 A	UNLV	44 79	
									186 A	New Mexico	48 70	
									192 H	Weber St.	51 69	
									207 A	Montana	60 66	
									207 H	Montana	50 81	
									222 A	Utah Valley	58 70	
									224 H	Idaho St.	67 71	
									264 N	N.C. A&T	65 78	
									269 A	Northern Ariz.	48 57	
									288 H	CSUN	67 65	
									332 H	UC Irvine	58 63	
									342 H	Air Force	75 56	
LAST 12 Division I GAMES:												
160 H	Montana St.	66 87	128 A	North Dakota	56 68							
207 H	Montana	50 81	169 A	Northern Colo.	44 64							
175 A	Eastern Wash.	53 64	132 H	Idaho	51 62							
132 A	Idaho	48 93	175 H	Eastern Wash.	82 85							
192 H	Weber St.	51 69	269 A	Northern Ariz.	48 57							
224 H	Idaho St.	67 71	207 A	Montana	60 66							

Non-Div I Games:

Southern Utah

■ Loss, 
 ■ Non-Conf, 
 ■ S Site, 
 ■ Home 
 ■ A Away 
 N Neutral



## St. Bonaventure

Through Games Of Feb. 14, 2016

Average RPI Win:	158	WON-LOST	WINNING	LAST 10	STRENGTH OF	OPP. STRENGTH	TEAM	ADJ.	CONF.	ADJ CONF.
Average RPI Loss:	94	RECORD	PCT. RANK	GAMES	SCHEDULE	OF SCHEDULE	RPI	RPI	RPI	RPI
DIV. I ONLY	20- 5	32	3- 3	125	84	39	39	7	7	
DIV. I NON-CONF.	11- 2	28	0- 1	149	83	35	35	8	8	
TOTALS	RPI 1-25	RPI 26-50	W-L RECORDS	RPI 51-100	RPI 101-150	RPI 150+				
20- 5	0- 2	1- 0	OVERALL	4- 1	4- 1	11- 1				
14- 0	0- 0	1- 0	HOME	3- 0	3- 0	7- 0				
6- 5	0- 1	0- 0	AWAY	1- 1	1- 1	4- 0				
0- 0	0- 0	0- 0	NEUTRAL	0- 0	0- 0	0- 0				
11- 2	0- 1	1- 0	NON-CONFERENCE	1- 1	4- 0	5- 0				
8- 0	0- 0	1- 0	HOME	1- 0	3- 0	3- 0				
3- 2	0- 1	0- 0	AWAY	0- 1	1- 0	2- 0				
0- 0	0- 0	0- 0	NEUTRAL	0- 0	0- 0	0- 0				
9- 3	0- 1	0- 0	CONFERENCE	3- 0	0- 1	6- 1				
6- 0	0- 0	0- 0	HOME	2- 0	0- 0	4- 0				
3- 3	0- 1	0- 0	AWAY	1- 0	0- 1	2- 1				
0- 0	0- 0	0- 0	NEUTRAL	0- 0	0- 0	0- 0				

RPI 1-25				RPI 26-50				Team's RPI: 39				RPI 51-100				RPI 101+			
RPI	S	Opponent	Score	RPI	S	Opponent	Score	RPI	S	Opponent	Score	RPI	S	Opponent	Score	RPI	S	Opponent	Score
20	A	DePaul	54 77	35	H	James Madison	56 45	51	A	Dayton	59 54	105	A	VCU	47 52				
21	A	Duquesne	62 74					75	H	Saint Louis	80 59	114	H	Toledo	74 63				
								86	H	Saint Joseph's	65 51	131	H	Penn St.	70 60				
								87	A	Drexel	46 58	134	H	Buffalo	59 32				
								89	H	Georgetown	69 54	139	A	Stony Brook	73 68				
												155	A	Davidson	59 47				
												163	H	Fordham	55 41				
												164	H	George Mason	70 55				
												178	H	Detroit	84 73				
												191	A	Rhode Island	69 56				
												201	A	Canisius	59 47				
												203	H	Richmond	66 43				
												216	H	Siena	57 40				
												239	A	Massachusetts	60 69				
												239	H	Massachusetts	66 41				
												291	A	Colgate	62 38				
												302	H	Niagara	67 55				
LAST 12 Division I GAMES:																			
87	A	Drexel	46 58	21	A	Duquesne	62 74												
239	A	Massachusetts	60 69	51	A	Dayton	59 54												
75	H	Saint Louis	80 59	164	H	George Mason	70 55												
105	A	VCU	47 52	155	A	Davidson	59 47												
203	H	Richmond	66 43	239	H	Massachusetts	66 41												
86	H	Saint Joseph's	65 51	163	H	Fordham	55 41												

Non-Div I Games:

St. Bonaventure

■ Loss, 
 ■ Non-Conf, 
 ■ S Site, 
 ■ H Home 
 ■ A Away 
 N Neutral

Average RPI Win:	304	WON-LOST	WINNING	LAST 10	STRENGTH OF	OPP. STRENGTH	TEAM	ADJ.	CONF.	ADJ CONF.
Average RPI Loss:	253	RECORD	PCT. RANK	GAMES	SCHEDULE	OF SCHEDULE	RPI	RPI	RPI	RPI
DIV. I ONLY	5- 19	309	2- 8	342	346	345	345	31	31	
DIV. I NON-CONF.	3- 8	258	0- 0	329	315	323	323	32	32	
TOTALS	RPI 1-25	RPI 26-50	W-L RECORDS	RPI 51-100	RPI 101-150	RPI 150+				
5- 19	0- 0	0- 0	OVERALL	0- 3	0- 0	5- 16				
2- 8	0- 0	0- 0	HOME	0- 1	0- 0	2- 7				
2- 10	0- 0	0- 0	AWAY	0- 1	0- 0	2- 9				
1- 1	0- 0	0- 0	NEUTRAL	0- 1	0- 0	1- 0				
3- 8	0- 0	0- 0	NON-CONFERENCE	0- 3	0- 0	3- 5				
1- 2	0- 0	0- 0	HOME	0- 1	0- 0	1- 1				
1- 5	0- 0	0- 0	AWAY	0- 1	0- 0	1- 4				
1- 1	0- 0	0- 0	NEUTRAL	0- 1	0- 0	1- 0				
2- 11	0- 0	0- 0	CONFERENCE	0- 0	0- 0	2- 11				
1- 6	0- 0	0- 0	HOME	0- 0	0- 0	1- 6				
1- 5	0- 0	0- 0	AWAY	0- 0	0- 0	1- 5				
0- 0	0- 0	0- 0	NEUTRAL	0- 0	0- 0	0- 0				

RPI 1-25			RPI 26-50			RPI 51-100			RPI 101+ Team's RPI: 345		
RPI	S	Opponent	Score	RPI	S	Opponent	Score	RPI	S	Opponent	Score
						74 H Army West Point	35 74	193 H Robert Morris		53 62	
						84 A Georgia Tech	51 89	223 H Bryant		42 70	
						89 N Georgetown	52 74	228 A Manhattan		53 61	
								250 A Sacred Heart		55 63	
								250 H Sacred Heart		51 68	
								259 H Loyola Maryland		64 54	
								271 H Saint Francis (PA)		76 83	
								273 A Monmouth		54 63	
								276 A Central Conn. St.		61 65	
								287 H Rider		59 71	
								290 A Vermont		59 55	
								303 A Fairleigh Dickinson		61 65	
								303 H Fairleigh Dickinson		88 78	
								320 A LIU Brooklyn		71 51	
								320 H LIU Brooklyn		62 65	
								331 A Lafayette		59 77	
								333 A Saint Peter's		40 44	
								339 A Mt. St. Mary's		56 66	
								343 A Wagner		53 70	
								343 H Wagner		78 82	
								346 N Norfolk St.		59 55	
LAST 12 Division I GAMES:											
320	H	LIU Brooklyn	62 65	320	A	LIU Brooklyn	71 51				
303	H	Fairleigh Dickinson	88 78	223	H	Bryant	42 70				
250	A	Sacred Heart	55 63	250	H	Sacred Heart	51 68				
343	H	Wagner	78 82	271	H	Saint Francis (PA)	76 83				
276	A	Central Conn. St.	61 65	193	H	Robert Morris	53 62				
343	A	Wagner	53 70	339	A	Mt. St. Mary's	56 66				

Non-Div I Games:

St. Francis Brooklyn

■ Loss, 
 ■ Non-Conf, 
 ■ S Site, 
 ■ H Home 
 ■ A Away 
 N Neutral

Average RPI Win:	152	WON-LOST	WINNING	LAST 10	STRENGTH OF	OPP. STRENGTH	TEAM	ADJ.	CONF.	ADJ CONF.
Average RPI Loss:	37	RECORD	PCT. RANK	GAMES	SCHEDULE	OF SCHEDULE	RPI	RPI	RPI	RPI
DIV. I ONLY	18- 7	59	6- 4	69	51	42	42	6	6	
DIV. I NON-CONF.	9- 2	37	0- 0	131	81	28	28	6	6	
TOTALS	RPI 1-25	RPI 26-50	W-L RECORDS	RPI 51-100	RPI 101-150	RPI 150+				
18- 7	0- 4	4- 0	OVERALL	3- 3	2- 0	9- 0				
10- 2	0- 1	2- 0	HOME	2- 1	1- 0	5- 0				
8- 5	0- 3	2- 0	AWAY	1- 2	1- 0	4- 0				
0- 0	0- 0	0- 0	NEUTRAL	0- 0	0- 0	0- 0				
9- 2	0- 2	2- 0	NON-CONFERENCE	0- 0	0- 0	7- 0				
5- 0	0- 0	1- 0	HOME	0- 0	0- 0	4- 0				
4- 2	0- 2	1- 0	AWAY	0- 0	0- 0	3- 0				
0- 0	0- 0	0- 0	NEUTRAL	0- 0	0- 0	0- 0				
9- 5	0- 2	2- 0	CONFERENCE	3- 3	2- 0	2- 0				
5- 2	0- 1	1- 0	HOME	2- 1	1- 0	1- 0				
4- 3	0- 1	1- 0	AWAY	1- 2	1- 0	1- 0				
0- 0	0- 0	0- 0	NEUTRAL	0- 0	0- 0	0- 0				

RPI 1-25				RPI 26-50				Team's RPI: 42				RPI 51-100				RPI 101+			
RPI	S	Opponent	Score	RPI	S	Opponent	Score	RPI	S	Opponent	Score	RPI	S	Opponent	Score	RPI	S	Opponent	Score
10	A	UCLA	58 73	34	A	Seton Hall	72 64	54	A	Villanova	54 58	138	H	Xavier	57 41				
20	A	DePaul	71 77	34	H	Seton Hall	71 69	54	H	Villanova	59 71	142	A	Creighton	66 55				
20	H	DePaul	61 71	41	A	Rutgers	69 62	82	A	Marquette	64 67	156	H	Yale	69 56				
21	A	Duquesne	57 76	43	H	South Fla.	74 70	82	H	Marquette	81 77	183	H	Marist	61 47				
								89	A	Georgetown	65 60	194	H	Butler	68 41				
								89	H	Georgetown	63 55	195	A	Kansas	86 71				

Non-Div I Games:

St. John's (NY)

## St. Mary's (CA)

Through Games Of Feb. 14, 2016

Average RPI Win:	164	WON-LOST	WINNING	LAST 10	STRENGTH OF	OPP. STRENGTH	TEAM	ADJ.	CONF.	ADJ CONF.
Average RPI Loss:	95	RECORD	PCT. RANK	GAMES	SCHEDULE	OF SCHEDULE	RPI	RPI	RPI	RPI
DIV. I ONLY	19- 6	41	8- 2	94	94	57	57	9	9	
DIV. I NON-CONF.	9- 2	37	0- 0	135	93	62	62	9	9	
TOTALS	RPI 1-25	RPI 26-50	W-L RECORDS	RPI 51-100	RPI 101-150	RPI 150+				
19- 6	0- 2	0- 1	OVERALL	7- 1	1- 0	11- 2				
8- 4	0- 1	0- 1	HOME	2- 1	1- 0	5- 1				
10- 2	0- 1	0- 0	AWAY	4- 0	0- 0	6- 1				
1- 0	0- 0	0- 0	NEUTRAL	1- 0	0- 0	0- 0				
9- 2	0- 0	0- 1	NON-CONFERENCE	3- 0	1- 0	5- 1				
4- 2	0- 0	0- 1	HOME	1- 0	1- 0	2- 1				
4- 0	0- 0	0- 0	AWAY	1- 0	0- 0	3- 0				
1- 0	0- 0	0- 0	NEUTRAL	1- 0	0- 0	0- 0				
10- 4	0- 2	0- 0	CONFERENCE	4- 1	0- 0	6- 1				
4- 2	0- 1	0- 0	HOME	1- 1	0- 0	3- 0				
6- 2	0- 1	0- 0	AWAY	3- 0	0- 0	3- 1				
0- 0	0- 0	0- 0	NEUTRAL	0- 0	0- 0	0- 0				

RPI 1-25				RPI 26-50				RPI 51-100 Team's RPI: 57				RPI 101+			
RPI	S	Opponent	Score	RPI	S	Opponent	Score	RPI	S	Opponent	Score	RPI	S	Opponent	Score
12	A	BYU	59 65	33	H	Missouri	78 95	54	N	Villanova	67 60	147	H	Fresno St.	83 81
12	H	BYU	44 65					55	H	Santa Clara	67 73	157	A	Pacific	82 73
								73	H	Washington St.	75 71	157	H	Pacific	83 75
								77	A	California	64 63	169	A	Northern Colo.	65 52
								83	A	San Diego	73 68	189	H	San Jose St.	91 81
								83	H	San Diego	68 60	190	H	UC Davis	71 78
								96	A	Gonzaga	69 68	196	H	Cal Poly	87 83
								97	A	San Francisco	78 68	236	A	Wyoming	70 64
												238	A	Loyola Marymount	91 81
												238	H	Loyola Marymount	72 57
												265	A	Pepperdine	58 62
												265	H	Pepperdine	88 72
												282	A	Portland	78 51
												288	A	CSUN	93 59
LAST 12 Division I GAMES:															
238	A	Loyola Marymount	91 81	96	A	Gonzaga	69 68								
265	A	Pepperdine	58 62	157	A	Pacific	82 73								
12	H	BYU	44 65	265	H	Pepperdine	88 72								
83	H	San Diego	68 60	238	H	Loyola Marymount	72 57								
157	H	Pacific	83 75	83	A	San Diego	73 68								
282	A	Portland	78 51	12	A	BYU	59 65								

Non-Div I Games:

St. Mary's (CA)

■ Loss, 
 ■ Non-Conf, 
 ■ S Site, 
 ■ Home 
 ■ A Away 
 N Neutral

Average RPI Win:	91	WON-LOST	WINNING	LAST 10	STRENGTH OF	OPP. STRENGTH	TEAM	ADJ.	CONF.	ADJ CONF.
Average RPI Loss:	16	RECORD	PCT. RANK	GAMES	SCHEDULE	OF SCHEDULE	RPI	RPI	RPI	RPI
DIV. I ONLY	20- 6	38	7- 3	3	9	6	6	1	1	
DIV. I NON-CONF.	10- 2	33	0- 0	5	30	3	3	1	1	
TOTALS	RPI 1-25	RPI 26-50	W-L RECORDS	RPI 51-100	RPI 101-150	RPI 150+				
20- 6	1- 5	3- 0	OVERALL	10- 1	2- 0	4- 0				
11- 2	1- 1	2- 0	HOME	4- 1	1- 0	3- 0				
6- 4	0- 4	1- 0	AWAY	3- 0	1- 0	1- 0				
3- 0	0- 0	0- 0	NEUTRAL	3- 0	0- 0	0- 0				
10- 2	1- 1	1- 0	NON-CONFERENCE	5- 1	0- 0	3- 0				
5- 1	1- 0	1- 0	HOME	1- 1	0- 0	2- 0				
2- 1	0- 1	0- 0	AWAY	1- 0	0- 0	1- 0				
3- 0	0- 0	0- 0	NEUTRAL	3- 0	0- 0	0- 0				
10- 4	0- 4	2- 0	CONFERENCE	5- 0	2- 0	1- 0				
6- 1	0- 1	1- 0	HOME	3- 0	1- 0	1- 0				
4- 3	0- 3	1- 0	AWAY	2- 0	1- 0	0- 0				
0- 0	0- 0	0- 0	NEUTRAL	0- 0	0- 0	0- 0				

RPI	S	Opponent	Score	RPI	S	Opponent	Score	RPI	S	Opponent	Score	RPI	S	Opponent	Score
7	A	Arizona St.	31 49	27	H	George Washington	84 63	51	N	Dayton	74 66	113	A	Arizona	59 34
7	H	Arizona St.	61 63	30	H	Washington	69 53	55	H	Santa Clara	58 61	113	H	Arizona	82 58
8	A	Texas	69 77	39	A	Southern California	57 47	58	N	Purdue	71 65	153	H	Cornell	93 38
9	A	Oregon St.	50 58					59	A	Oregon	64 62	179	H	Colorado	71 56
10	A	UCLA	36 56					61	H	Chattanooga	73 30	190	A	UC Davis	74 45
15	H	Tennessee	69 55					70	H	Utah	72 52	245	H	CSU Bakersfield	83 41
								73	H	Washington St.	69 52				
								77	A	California	60 55				
								77	H	California	53 46				
								85	N	Missouri St.	82 65				
								96	A	Gonzaga	65 48				
LAST 12 Division I GAMES:															
7	H	Arizona St.	61 63	10	A	UCLA	36 56								
113	H	Arizona	82 58	39	A	Southern California	57 47								
77	A	California	60 55	9	A	Oregon St.	50 58								
77	H	California	53 46	59	A	Oregon	64 62								
73	H	Washington St.	69 52	179	H	Colorado	71 56								
30	H	Washington	69 53	70	H	Utah	72 52								

Non-Div I Games:

Stanford

Average RPI Win:	239	WON-LOST	WINNING	LAST 10	STRENGTH OF	OPP. STRENGTH	TEAM	ADJ.	CONF.	ADJ CONF.
Average RPI Loss:	183	RECORD	PCT. RANK	GAMES	SCHEDULE	OF SCHEDULE	RPI	RPI	RPI	RPI
DIV. I ONLY	10- 10	166	6- 4	259	276	234	234	28	28	
DIV. I NON-CONF.	3- 5	218	0- 0	163	241	214	214	26	26	
TOTALS	RPI 1-25	RPI 26-50	W-L RECORDS	RPI 51-100	RPI 101-150	RPI 150+				
10- 10	0- 0	0- 0	OVERALL	0- 2	1- 3	9- 5				
6- 4	0- 0	0- 0	HOME	0- 1	1- 2	5- 1				
2- 4	0- 0	0- 0	AWAY	0- 1	0- 0	2- 3				
2- 2	0- 0	0- 0	NEUTRAL	0- 0	0- 1	2- 1				
3- 5	0- 0	0- 0	NON-CONFERENCE	0- 1	0- 2	3- 2				
1- 1	0- 0	0- 0	HOME	0- 0	0- 1	1- 0				
0- 2	0- 0	0- 0	AWAY	0- 1	0- 0	0- 1				
2- 2	0- 0	0- 0	NEUTRAL	0- 0	0- 1	2- 1				
7- 5	0- 0	0- 0	CONFERENCE	0- 1	1- 1	6- 3				
5- 3	0- 0	0- 0	HOME	0- 1	1- 1	4- 1				
2- 2	0- 0	0- 0	AWAY	0- 0	0- 0	2- 2				
0- 0	0- 0	0- 0	NEUTRAL	0- 0	0- 0	0- 0				

RPI 1-25				RPI 26-50				RPI 51-100				RPI 101+ Team's RPI: 234					
RPI	S	Opponent	Score	RPI	S	Opponent	Score	RPI	S	Opponent	Score	RPI	S	Opponent	Score		
								60	H	Abilene Christian	70	85	115	N	IUPUI	55	62
								92	A	TCU	55	88	124	H	Northwestern St.	68	52
													127	H	Central Ark.	53	55
													144	H	UT Arlington	63	67
													165	N	SIUE	82	74
													168	H	McNeese St.	80	55
													176	A	Louisiana Tech	44	76
													192	N	Weber St.	46	56
													233	N	Indiana St.	71	62
													237	H	Sam Houston St.	70	63
													240	H	Rice	59	45
													246	A	Houston Baptist	64	50
													278	H	Lamar	60	64
													306	A	Southeastern La.	56	65
													321	H	Incarnate Word	74	62
													326	A	A&M-Corpus Christi	71	66
													326	H	A&M-Corpus Christi	72	59
													340	A	New Orleans	57	58
LAST 12 Division I GAMES:																	
326	H	A&M-Corpus Christi	72	59	278	H	Lamar	60	64								
321	H	Incarnate Word	74	62	60	H	Abilene Christian	70	85								
246	A	Houston Baptist	64	50	340	A	New Orleans	57	58								
124	H	Northwestern St.	68	52	127	H	Central Ark.	53	55								
326	A	A&M-Corpus Christi	71	66	306	A	Southeastern La.	56	65								
237	H	Sam Houston St.	70	63	168	H	McNeese St.	80	55								

Non-Div I Games: Texas-Tyler 91 69 Tex. A&M-Commerce 75 65 LSU-Shreveport 94 39

Stephen F. Austin

Average RPI Win:	276	WON-LOST	WINNING	LAST 10	STRENGTH OF	OPP. STRENGTH	TEAM	ADJ.	CONF.	ADJ CONF.
Average RPI Loss:	127	RECORD	PCT. RANK	GAMES	SCHEDULE	OF SCHEDULE	RPI	RPI	RPI	RPI
DIV. I ONLY	12- 9	129	6- 4	282	246	181	181	29	29	
DIV. I NON-CONF.	6- 5	146	1- 1	251	150	176	176	27	27	
TOTALS	RPI 1-25	RPI 26-50	W-L RECORDS	RPI 51-100	RPI 101-150	RPI 150+				
12- 9	0- 1	0- 1	OVERALL	0- 2	1- 2	11- 3				
6- 2	0- 0	0- 0	HOME	0- 0	1- 0	5- 2				
6- 5	0- 1	0- 1	AWAY	0- 1	0- 1	6- 1				
0- 2	0- 0	0- 0	NEUTRAL	0- 1	0- 1	0- 0				
6- 5	0- 1	0- 1	NON-CONFERENCE	0- 1	0- 1	6- 1				
3- 1	0- 0	0- 0	HOME	0- 0	0- 0	3- 1				
3- 2	0- 1	0- 1	AWAY	0- 0	0- 0	3- 0				
0- 2	0- 0	0- 0	NEUTRAL	0- 1	0- 1	0- 0				
6- 4	0- 0	0- 0	CONFERENCE	0- 1	1- 1	5- 2				
3- 1	0- 0	0- 0	HOME	0- 0	1- 0	2- 1				
3- 3	0- 0	0- 0	AWAY	0- 1	0- 1	3- 1				
0- 0	0- 0	0- 0	NEUTRAL	0- 0	0- 0	0- 0				

RPI 1-25				RPI 26-50				RPI 51-100				RPI 101+ Team's RPI: 181			
RPI	S	Opponent	Score	RPI	S	Opponent	Score	RPI	S	Opponent	Score	RPI	S	Opponent	Score
15	A	Tennessee	56 90	26	A	Georgia	55 76	64	A	FGCU	48 61	137	N	Boise St.	65 71
								81	N	Minnesota	69 72	146	A	Jacksonville	49 69
												146	H	Jacksonville	66 61
												162	H	Hampton	68 59
												205	A	USC Upstate	58 73
												205	H	USC Upstate	56 61
												255	A	Bethune-Cookman	62 38
												261	A	UNCW	52 49
												268	H	Georgia St.	72 80
												270	H	UCF	83 68
												277	H	Ga. Southern	79 57
												297	A	Kennesaw St.	57 54
												313	A	North Florida	67 56
												313	H	North Florida	81 61
												335	A	Lipscomb	83 62
												338	A	Eastern Ill.	68 66
												341	H	NJIT	60 55
LAST 12 Division I GAMES:															
205	A	USC Upstate	58 73	297	A	Kennesaw St.	57 54								
313	A	North Florida	67 56	205	H	USC Upstate	56 61								
146	H	Jacksonville	66 61	341	H	NJIT	60 55								
313	H	North Florida	81 61	64	A	FGCU	48 61								
146	A	Jacksonville	49 69	162	H	Hampton	68 59								
335	A	Lipscomb	83 62	15	A	Tennessee	56 90								

Non-Div I Games: Trinity Baptist 107 30 Armstrong St. 61 45 Flagler 84 47

Stetson

Stony Brook

Through Games Of Feb. 14, 2016

Average RPI Win:	237	WON-LOST	WINNING	LAST 10	STRENGTH OF	OPP. STRENGTH	TEAM	ADJ.	CONF.	ADJ CONF.
Average RPI Loss:	121	RECORD	PCT. RANK	GAMES	SCHEDULE	OF SCHEDULE	RPI	RPI	RPI	RPI
DIV. I ONLY	16- 10	104	5- 5	234	202	139	139	15	15	
DIV. I NON-CONF.	8- 5	119	0- 0	177	198	122	122	18	18	
TOTALS	RPI 1-25	RPI 26-50	W-L RECORDS	RPI 51-100	RPI 101-150	RPI 150+				
16- 10	0- 1	0- 1	OVERALL	0- 3	2- 0	14- 5				
9- 3	0- 0	0- 1	HOME	0- 0	2- 0	7- 2				
7- 7	0- 1	0- 0	AWAY	0- 3	0- 0	7- 3				
0- 0	0- 0	0- 0	NEUTRAL	0- 0	0- 0	0- 0				
8- 5	0- 1	0- 1	NON-CONFERENCE	0- 1	2- 0	6- 2				
4- 2	0- 0	0- 1	HOME	0- 0	2- 0	2- 1				
4- 3	0- 1	0- 0	AWAY	0- 1	0- 0	4- 1				
0- 0	0- 0	0- 0	NEUTRAL	0- 0	0- 0	0- 0				
8- 5	0- 0	0- 0	CONFERENCE	0- 2	0- 0	8- 3				
5- 1	0- 0	0- 0	HOME	0- 0	0- 0	5- 1				
3- 4	0- 0	0- 0	AWAY	0- 2	0- 0	3- 2				
0- 0	0- 0	0- 0	NEUTRAL	0- 0	0- 0	0- 0				

RPI 1-25				RPI 26-50				RPI 51-100				RPI 101+ Team's RPI: 139			
RPI	S	Opponent	Score	RPI	S	Opponent	Score	RPI	S	Opponent	Score	RPI	S	Opponent	Score
19	A	Syracuse	49 64	39	H	St. Bonaventure	68 73	53	A	Albany (NY)	54 73	110	H	Iona	58 53
								67	A	Hofstra	66 71	117	H	Harvard	64 63
								76	A	Maine	52 55	153	A	Cornell	58 49
												156	A	Yale	57 62
												159	H	Ole Miss	57 72
												170	A	UMBC	69 60
												170	H	UMBC	65 69
												206	A	Hartford	45 42
												206	H	Hartford	58 35
												218	H	Morgan St.	46 42
												220	A	Columbia	79 71
												232	A	Binghamton	47 54
												232	H	Binghamton	64 58
												242	A	New Hampshire	46 49
												242	H	New Hampshire	63 54
												290	H	Vermont	73 59
												314	A	UMass Lowell	64 50
												314	H	UMass Lowell	60 46
												320	H	LIU Brooklyn	71 54
												333	A	Saint Peter's	69 35
												343	A	Wagner	73 62
LAST 12 Division I GAMES:															
242	A	New Hampshire	46 49	76	A	Maine	52 55								
170	H	UMBC	65 69	53	A	Albany (NY)	54 73								
206	A	Hartford	45 42	206	H	Hartford	58 35								
314	H	UMass Lowell	60 46	242	H	New Hampshire	63 54								
232	A	Binghamton	47 54	170	A	UMBC	69 60								
290	H	Vermont	73 59	314	A	UMass Lowell	64 50								

Non-Div I Games:

Stony Brook

Loss, Non-Conf, S Site, H Home A Away N Neutral



Average RPI Win:	139	WON-LOST	WINNING	LAST 10	STRENGTH OF	OPP. STRENGTH	TEAM	ADJ.	CONF.	ADJ CONF.
Average RPI Loss:	26	RECORD	PCT. RANK	GAMES	SCHEDULE	OF SCHEDULE	RPI	RPI	RPI	RPI
DIV. I ONLY	20- 6	38	8- 2	38	35	19	19	5	5	
DIV. I NON-CONF.	10- 3	61	0- 0	66	80	44	44	5	5	
TOTALS	RPI 1-25	RPI 26-50	W-L RECORDS	RPI 51-100	RPI 101-150	RPI 150+				
20- 6	0- 5	3- 0	OVERALL	4- 0	6- 1	7- 0				
13- 2	0- 2	0- 0	HOME	3- 0	5- 0	5- 0				
5- 4	0- 3	2- 0	AWAY	1- 0	1- 1	1- 0				
2- 0	0- 0	1- 0	NEUTRAL	0- 0	0- 0	1- 0				
10- 3	0- 3	1- 0	NON-CONFERENCE	1- 0	2- 0	6- 0				
7- 1	0- 1	0- 0	HOME	1- 0	2- 0	4- 0				
1- 2	0- 2	0- 0	AWAY	0- 0	0- 0	1- 0				
2- 0	0- 0	1- 0	NEUTRAL	0- 0	0- 0	1- 0				
10- 3	0- 2	2- 0	CONFERENCE	3- 0	4- 1	1- 0				
6- 1	0- 1	0- 0	HOME	2- 0	3- 0	1- 0				
4- 2	0- 1	2- 0	AWAY	1- 0	1- 1	0- 0				
0- 0	0- 0	0- 0	NEUTRAL	0- 0	0- 0	0- 0				

RPI 1-25				Team's RPI: 19				RPI 26-50				RPI 51-100				RPI 101+			
RPI	S	Opponent	Score		RPI	S	Opponent	Score		RPI	S	Opponent	Score		RPI	S	Opponent	Score	
1	A	Notre Dame	62	90	29	A	Miami (FL)	57	51	51	H	Duke	86	50	102	A	North Carolina	73	77
7	H	Arizona St.	54	61	30	N	Washington	66	62	84	H	Georgia Tech	71	52	110	H	Virginia Tech	60	39
11	A	Maryland	64	82	46	A	North Carolina St.	55	52	87	H	Drexel	83	62	112	H	Boston College	62	61
15	A	Tennessee	55	57						94	A	Virginia	91	57	116	A	Wake Forest	91	65
18	H	Louisville	53	71											129	H	Pittsburgh	71	48
															139	H	Stony Brook	64	49
															146	H	Jacksonville	65	49
															163	N	Fordham	76	54
															191	A	Rhode Island	57	54
															204	H	UTRGV	91	32
															218	H	Morgan St.	90	61
															241	H	Clemson	83	62
															272	H	Coppin St.	88	56
															318	H	Howard	97	48
LAST 12 Division I GAMES:																			
46	A	North Carolina St.	55	52	18	H	Louisville	53	71										
94	A	Virginia	91	57	1	A	Notre Dame	62	90										
84	H	Georgia Tech	71	52	116	A	Wake Forest	91	65										
241	H	Clemson	83	62	129	H	Pittsburgh	71	48										
29	A	Miami (FL)	57	51	110	H	Virginia Tech	60	39										
112	H	Boston College	62	61	102	A	North Carolina	73	77										

Non-Div I Games:

Syracuse

TCU				STRENGTH OF SCHEDULE	OPP. STRENGTH OF SCHEDULE	TEAM RPI	ADJ. RPI	CONF. RPI	ADJ CONF. RPI
Average RPI Win:	199	WON-LOST RECORD	WINNING PCT. RANK						
Average RPI Loss:	34		LAST 10 GAMES						
DIV. I ONLY	13- 11	148	3- 7	43	40	92	92	3	3
DIV. I NON-CONF.	8- 3	77	0- 0	270	166	147	147	3	3
-----									
TOTALS	RPI 1-25	RPI 26-50	W-L RECORDS	RPI 51-100	RPI 101-150	RPI 150+			
13- 11	0- 8	1- 2	OVERALL	0- 0	4- 0	8- 1			
10- 5	0- 4	1- 1	HOME	0- 0	2- 0	7- 0			
3- 6	0- 4	0- 1	AWAY	0- 0	2- 0	1- 1			
0- 0	0- 0	0- 0	NEUTRAL	0- 0	0- 0	0- 0			
8- 3	0- 2	0- 0	NON-CONFERENCE	0- 0	0- 0	8- 1			
7- 1	0- 1	0- 0	HOME	0- 0	0- 0	7- 0			
1- 2	0- 1	0- 0	AWAY	0- 0	0- 0	1- 1			
0- 0	0- 0	0- 0	NEUTRAL	0- 0	0- 0	0- 0			
5- 8	0- 6	1- 2	CONFERENCE	0- 0	4- 0	0- 0			
3- 4	0- 3	1- 1	HOME	0- 0	2- 0	0- 0			
2- 4	0- 3	0- 1	AWAY	0- 0	2- 0	0- 0			
0- 0	0- 0	0- 0	NEUTRAL	0- 0	0- 0	0- 0			

RPI 1-25				RPI 26-50				RPI 51-100 Team's RPI: 92				RPI 101+			
RPI	S	Opponent	Score	RPI	S	Opponent	Score	RPI	S	Opponent	Score	RPI	S	Opponent	Score
1	H	Notre Dame	72 88	37	H	West Virginia	84 97					103	A	Iowa St.	72 62
4	A	Baylor	55 72	48	A	Kansas St.	49 58					103	H	Iowa St.	79 69
4	H	Baylor	75 81	48	H	Kansas St.	87 73					133	A	Texas Tech	78 69
8	H	Texas	58 65									133	H	Texas Tech	69 48
14	A	Texas A&M	78 82									158	A	SMU	89 79
16	A	Oklahoma St.	52 80									194	A	Butler	53 65
24	A	Oklahoma	64 77									204	H	UTRGV	71 67
24	H	Oklahoma	65 78									234	H	Stephen F. Austin	88 55
												237	H	Sam Houston St.	85 59
												281	H	Prairie View	69 60
												285	H	La.-Monroe	80 42
												330	H	Southern Utah	76 47
												340	H	New Orleans	85 36
LAST 12 Division I GAMES:															
103	H	Iowa St.	79 69	8	H	Texas	58 65								
4	H	Baylor	75 81	48	A	Kansas St.	49 58								
24	A	Oklahoma	64 77	133	H	Texas Tech	69 48								
16	A	Oklahoma St.	52 80	4	A	Baylor	55 72								
103	A	Iowa St.	72 62	24	H	Oklahoma	65 78								
37	H	West Virginia	84 97	48	H	Kansas St.	87 73								

Non-Div I Games:

TCU

■ Loss, 
 ■ Non-Conf, S Site, 
 ■ Home 
 ■ Away 
 N Neutral

Average RPI Win:	180	WON-LOST	WINNING	LAST 10	STRENGTH OF	OPP. STRENGTH	TEAM	ADJ.	CONF.	ADJ CONF.
Average RPI Loss:	56	RECORD	PCT. RANK	GAMES	SCHEDULE	OF SCHEDULE	RPI	RPI	RPI	RPI
DIV. I ONLY	17- 8	76	7- 3	87	66	63	63	8	8	
DIV. I NON-CONF.	6- 5	146	0- 1	46	61	100	100	7	7	
TOTALS	RPI 1-25	RPI 26-50	W-L RECORDS	RPI 51-100	RPI 101-150	RPI 150+				
17- 8	1- 3	1- 2	OVERALL	2- 1	1- 1	12- 1				
10- 3	1- 1	1- 1	HOME	1- 1	1- 0	6- 0				
7- 5	0- 1	0- 0	AWAY	1- 0	0- 1	6- 0				
0- 0	0- 0	0- 0	NEUTRAL	0- 0	0- 0	0- 0				
6- 5	1- 1	0- 2	NON-CONFERENCE	1- 1	0- 1	4- 0				
4- 2	1- 0	0- 1	HOME	1- 1	0- 0	2- 0				
2- 3	0- 1	0- 1	AWAY	0- 0	0- 1	2- 0				
0- 0	0- 0	0- 0	NEUTRAL	0- 0	0- 0	0- 0				
11- 3	0- 2	1- 0	CONFERENCE	1- 0	1- 0	8- 1				
6- 1	0- 1	1- 0	HOME	0- 0	1- 0	4- 0				
5- 2	0- 1	0- 0	AWAY	1- 0	0- 0	4- 1				
0- 0	0- 0	0- 0	NEUTRAL	0- 0	0- 0	0- 0				

RPI	S	Opponent	Score	RPI	S	Opponent	Score	RPI	S	Opponent	Score	RPI	S	Opponent	Score
2	A	UConn	49 104	36	H	Penn	54 60	54	H	Villanova	61 55	108	A	Quinnipiac	56 58
2	H	UConn	60 85	41	A	Rutgers	51 61	78	A	Tulane	72 54	109	H	Memphis	82 58
13	A	Florida St.	47 75	43	H	South Fla.	68 66	86	H	Saint Joseph's	67 70	158	A	SMU	67 69
22	H	Florida	97 91									158	H	SMU	55 35
												163	A	Fordham	57 44
												174	A	East Carolina	83 63
												185	H	Tulsa	66 46
												219	A	Cincinnati	74 49
												219	H	Cincinnati	74 51
												250	H	Sacred Heart	92 62
												258	A	Houston	75 66
												258	H	Houston	78 48
												270	A	UCF	71 63
												279	A	La Salle	77 48
												323	H	Delaware St.	100 59
LAST 12 Division I GAMES:															
2	H	UConn	60 85	258	H	Houston	78 48								
219	A	Cincinnati	74 49	36	H	Penn	54 60								
43	H	South Fla.	68 66	2	A	UConn	49 104								
158	H	SMU	55 35	270	A	UCF	71 63								
174	A	East Carolina	83 63	219	H	Cincinnati	74 51								
78	A	Tulane	72 54	185	H	Tulsa	66 46								

Non-Div I Games:

Temple

## Tennessee

Through Games Of Feb. 14, 2016

Average RPI Win:	101	WON-LOST	WINNING	LAST 10	STRENGTH OF	OPP. STRENGTH	TEAM	ADJ.	CONF.	ADJ CONF.
Average RPI Loss:	37	RECORD	PCT. RANK	GAMES	SCHEDULE	OF SCHEDULE	RPI	RPI	RPI	RPI
DIV. I ONLY	15- 9	100	5- 5	1	27	15	15	2	2	
DIV. I NON-CONF.	9- 4	96	0- 1	2	36	8	8	2	2	
TOTALS	RPI 1-25	RPI 26-50	W-L RECORDS	RPI 51-100	RPI 101-150	RPI 150+				
15- 9	2- 7	2- 0	OVERALL	4- 0	5- 2	2- 0				
11- 3	1- 2	1- 0	HOME	3- 0	5- 1	1- 0				
4- 6	1- 5	1- 0	AWAY	1- 0	0- 1	1- 0				
0- 0	0- 0	0- 0	NEUTRAL	0- 0	0- 0	0- 0				
9- 4	2- 3	0- 0	NON-CONFERENCE	2- 0	3- 1	2- 0				
7- 2	1- 1	0- 0	HOME	2- 0	3- 1	1- 0				
2- 2	1- 2	0- 0	AWAY	0- 0	0- 0	1- 0				
0- 0	0- 0	0- 0	NEUTRAL	0- 0	0- 0	0- 0				
6- 5	0- 4	2- 0	CONFERENCE	2- 0	2- 1	0- 0				
4- 1	0- 1	1- 0	HOME	1- 0	2- 0	0- 0				
2- 4	0- 3	1- 0	AWAY	1- 0	0- 1	0- 0				
0- 0	0- 0	0- 0	NEUTRAL	0- 0	0- 0	0- 0				

RPI 1-25				Team's RPI: 15				RPI 26-50				RPI 51-100				RPI 101+			
RPI	S	Opponent	Score					RPI	S	Opponent	Score	RPI	S	Opponent	Score	RPI	S	Opponent	Score
1	A	Notre Dame	66 79					33	A	Missouri	71 55	53	H	Albany (NY)	63 55	110	H	Virginia Tech	43 57
6	A	Stanford	55 69					50	H	Auburn	79 52	61	H	Chattanooga	59 57	127	H	Central Ark.	102 47
8	H	Texas	53 64									71	A	Vanderbilt	69 51	130	A	Arkansas	59 64
9	A	Oregon St.	53 50									71	H	Vanderbilt	58 49	130	H	Arkansas	75 57
14	A	Texas A&M	71 76													131	H	Penn St.	74 66
17	A	Kentucky	63 64													140	H	ETSU	85 49
19	H	Syracuse	57 55													148	H	Alabama	70 42
22	H	Florida	66 74													181	H	Stetson	90 56
25	A	Mississippi St.	63 65													294	A	Wichita St.	58 51
LAST 12 Division I GAMES:																			
71	A	Vanderbilt	69 51					71	H	Vanderbilt	58 49								
14	A	Texas A&M	71 76					1	A	Notre Dame	66 79								
130	H	Arkansas	75 57					130	A	Arkansas	59 64								
148	H	Alabama	70 42					50	H	Auburn	79 52								
25	A	Mississippi St.	63 65					22	H	Florida	66 74								
17	A	Kentucky	63 64					33	A	Missouri	71 55								

Non-Div I Games:

Tennessee

■ Loss, 
■ Non-Conf, S Site, 
■ Home 
■ Away 
N Neutral

Average RPI Win:	272	WON-LOST	WINNING	LAST 10	STRENGTH OF	OPP. STRENGTH	TEAM	ADJ.	CONF.	ADJ CONF.
Average RPI Loss:	157	RECORD	PCT. RANK	GAMES	SCHEDULE	OF SCHEDULE	RPI	RPI	RPI	RPI
DIV. I ONLY	8- 16	257	3- 7	221	233	262	262	24	24	
DIV. I NON-CONF.	3- 8	258	0- 0	108	168	215	215	23	23	
TOTALS	RPI 1-25	RPI 26-50	W-L RECORDS	RPI 51-100	RPI 101-150	RPI 150+				
8- 16	0- 2	0- 1	OVERALL	0- 2	0- 2	8- 9				
6- 2	0- 0	0- 0	HOME	0- 0	0- 0	6- 2				
1- 12	0- 2	0- 1	AWAY	0- 2	0- 2	1- 5				
1- 2	0- 0	0- 0	NEUTRAL	0- 0	0- 0	1- 2				
3- 8	0- 2	0- 1	NON-CONFERENCE	0- 0	0- 2	3- 3				
2- 0	0- 0	0- 0	HOME	0- 0	0- 0	2- 0				
0- 6	0- 2	0- 1	AWAY	0- 0	0- 2	0- 1				
1- 2	0- 0	0- 0	NEUTRAL	0- 0	0- 0	1- 2				
5- 8	0- 0	0- 0	CONFERENCE	0- 2	0- 0	5- 6				
4- 2	0- 0	0- 0	HOME	0- 0	0- 0	4- 2				
1- 6	0- 0	0- 0	AWAY	0- 2	0- 0	1- 4				
0- 0	0- 0	0- 0	NEUTRAL	0- 0	0- 0	0- 0				

RPI 1-25				RPI 26-50				RPI 51-100				RPI 101+ Team's RPI: 262			
RPI	S	Opponent	Score	RPI	S	Opponent	Score	RPI	S	Opponent	Score	RPI	S	Opponent	Score
17	A	Kentucky	39 81	47	A	Indiana	56 88	99	A	Belmont	65 80	104	A	Youngstown St.	58 69
25	A	Mississippi St.	54 82					100	A	UT Martin	50 77	145	A	Southern Ill.	70 79
												165	H	SIUE	73 61
												166	A	Illinois	43 98
												171	N	Fla. Atlantic	64 69
												197	A	Eastern Ky.	67 78
												197	H	Eastern Ky.	66 70
												198	A	Southeast Mo. St.	65 75
												217	N	Utah St.	46 63
												229	H	Texas Southern	72 56
												266	H	Murray St.	69 58
												267	H	Austin Peay	66 58
												274	A	Tennessee Tech	60 70
												274	H	Tennessee Tech	56 64
												280	N	Alabama St.	74 64
												282	A	Jacksonville St.	55 69
												296	H	Morehead St.	78 76
												335	H	Lipscomb	77 65
												338	A	Eastern Ill.	62 53
LAST 12 Division I GAMES:															
197	A	Eastern Ky.	67 78	99	A	Belmont	65 80								
274	H	Tennessee Tech	56 64	274	A	Tennessee Tech	60 70								
296	H	Morehead St.	78 76	266	H	Murray St.	69 58								
197	H	Eastern Ky.	66 70	267	H	Austin Peay	66 58								
282	A	Jacksonville St.	55 69	165	H	SIUE	73 61								
100	A	UT Martin	50 77	338	A	Eastern Ill.	62 53								

Non-Div I Games: Lane 75 44 North Ala. 58 40

Tennessee St.

■ Loss, 
 ■ Non-Conf, 
 ■ S Site, 
 ■ Home 
 ■ A Away 
 N Neutral

## Tennessee Tech

Through Games Of Feb. 14, 2016

Average RPI Win:	281	WON-LOST	WINNING	LAST 10	STRENGTH OF	OPP. STRENGTH	TEAM	ADJ.	CONF.	ADJ CONF.
Average RPI Loss:	155	RECORD	PCT. RANK	GAMES	SCHEDULE	OF SCHEDULE	RPI	RPI	RPI	RPI
DIV. I ONLY	9- 17	255	4- 6	239	225	274	274	24	24	
DIV. I NON-CONF.	4- 9	245	0- 0	146	160	244	244	23	23	
TOTALS	RPI 1-25	RPI 26-50	W-L RECORDS	RPI 51-100	RPI 101-150	RPI 150+				
9- 17	0- 1	0- 2	OVERALL	0- 3	0- 2	9- 9				
6- 8	0- 1	0- 1	HOME	0- 1	0- 1	6- 4				
3- 9	0- 0	0- 1	AWAY	0- 2	0- 1	3- 5				
0- 0	0- 0	0- 0	NEUTRAL	0- 0	0- 0	0- 0				
4- 9	0- 1	0- 2	NON-CONFERENCE	0- 1	0- 2	4- 3				
3- 5	0- 1	0- 1	HOME	0- 0	0- 1	3- 2				
1- 4	0- 0	0- 1	AWAY	0- 1	0- 1	1- 1				
0- 0	0- 0	0- 0	NEUTRAL	0- 0	0- 0	0- 0				
5- 8	0- 0	0- 0	CONFERENCE	0- 2	0- 0	5- 6				
3- 3	0- 0	0- 0	HOME	0- 1	0- 0	3- 2				
2- 5	0- 0	0- 0	AWAY	0- 1	0- 0	2- 4				
0- 0	0- 0	0- 0	NEUTRAL	0- 0	0- 0	0- 0				

RPI 1-25				RPI 26-50				RPI 51-100				RPI 101+ Team's RPI: 274			
RPI	S	Opponent	Score	RPI	S	Opponent	Score	RPI	S	Opponent	Score	RPI	S	Opponent	Score
18	H	Louisville	54 76	26	A	Georgia	48 81	72	A	Middle Tenn.	53 69	120	H	Mercer	47 63
				44	H	Arkansas St.	55 77	99	H	Belmont	79 80	138	A	Xavier	47 64
								100	A	UT Martin	53 67	151	H	Southern Miss.	57 69
												154	A	Northern Ky.	62 88
												165	H	SIUE	68 83
												197	A	Eastern Ky.	77 72
												198	H	Southeast Mo. St.	57 60
												241	H	Clemson	53 71
												262	A	Tennessee St.	64 56
												262	H	Tennessee St.	70 60
												266	A	Murray St.	50 56
												267	A	Austin Peay	75 91
												268	H	Georgia St.	72 65
												282	A	Jacksonville St.	46 55
												282	H	Jacksonville St.	51 49
												292	A	UNCG	73 64
												294	H	Wichita St.	54 48
												296	A	Morehead St.	71 75
												335	H	Lipscomb	81 70
												338	H	Eastern Ill.	81 74
LAST 12 Division I GAMES:															
282	H	Jacksonville St.	51 49	262	H	Tennessee St.	70 60	198	H	Southeast Mo. St.	57 60				
262	A	Tennessee St.	64 56	100	A	UT Martin	53 67	267	A	Austin Peay	75 91				
282	A	Jacksonville St.	46 55	266	A	Murray St.	50 56	165	H	SIUE	68 83				
99	H	Belmont	79 80												
296	A	Morehead St.	71 75												
197	A	Eastern Ky.	77 72												

Non-Div I Games:

Tennessee Tech

■ Loss, 
■ Non-Conf, 
■ S Site, 
■ H Home 
■ A Away 
N Neutral

Average RPI Win:	113	WON-LOST	WINNING	LAST 10	STRENGTH OF	OPP. STRENGTH	TEAM	ADJ.	CONF.	ADJ CONF.
Average RPI Loss:	14	RECORD	PCT. RANK	GAMES	SCHEDULE	OF SCHEDULE	RPI	RPI	RPI	RPI
DIV. I ONLY	22- 2	6	8- 2	58	5	8	8	3	3	
DIV. I NON-CONF.	11- 0	1	0- 0	170	9	10	10	3	3	
TOTALS	RPI 1-25	RPI 26-50	W-L RECORDS	RPI 51-100	RPI 101-150	RPI 150+				
22- 2	6- 2	2- 0	OVERALL	1- 0	6- 0	7- 0				
12- 1	4- 1	0- 0	HOME	0- 0	3- 0	5- 0				
9- 1	2- 0	2- 0	AWAY	1- 0	2- 0	2- 0				
1- 0	0- 0	0- 0	NEUTRAL	0- 0	1- 0	0- 0				
11- 0	3- 0	0- 0	NON-CONFERENCE	0- 0	3- 0	5- 0				
7- 0	2- 0	0- 0	HOME	0- 0	1- 0	4- 0				
3- 0	1- 0	0- 0	AWAY	0- 0	1- 0	1- 0				
1- 0	0- 0	0- 0	NEUTRAL	0- 0	1- 0	0- 0				
11- 2	3- 2	2- 0	CONFERENCE	1- 0	3- 0	2- 0				
5- 1	2- 1	0- 0	HOME	0- 0	2- 0	1- 0				
6- 1	1- 1	2- 0	AWAY	1- 0	1- 0	1- 0				
0- 0	0- 0	0- 0	NEUTRAL	0- 0	0- 0	0- 0				

RPI	S	Opponent	Score	RPI	S	Opponent	Score	RPI	S	Opponent	Score	RPI	S	Opponent	Score
4	H	Baylor	67 80	37	A	West Virginia	65 54	92	A	TCU	65 58	103	A	Iowa St.	65 49
6	H	Stanford	77 69	48	A	Kansas St.	66 51					103	H	Iowa St.	75 54
15	A	Tennessee	64 53									124	H	Northwestern St.	86 33
16	A	Oklahoma St.	78 48									130	N	Arkansas	61 50
16	H	Oklahoma St.	70 55									133	H	Texas Tech	86 62
24	A	Oklahoma	56 74									135	A	Little Rock	66 56
24	H	Oklahoma	83 76									162	H	Hampton	79 52
25	H	Mississippi St.	53 47									195	A	Kansas	75 38
												195	H	Kansas	70 46
												201	H	Canisius	92 62
												237	H	Sam Houston St.	83 49
												240	A	Rice	70 47
												244	H	UTSA	90 53
LAST 12 Division I GAMES:															
24	A	Oklahoma	56 74	92	A	TCU	65 58	4	H	Baylor	67 80	195	A	Kansas	75 38
16	H	Oklahoma St.	70 55	4	H	Baylor	67 80	16	A	Oklahoma St.	78 48	103	H	Iowa St.	75 54
103	A	Iowa St.	65 49	195	A	Kansas	75 38	103	H	Iowa St.	75 54	133	H	Texas Tech	86 62
48	A	Kansas St.	66 51	16	A	Oklahoma St.	78 48	133	H	Texas Tech	86 62				
195	H	Kansas	70 46	103	H	Iowa St.	75 54								
24	H	Oklahoma	83 76	133	H	Texas Tech	86 62								

Non-Div I Games:

Texas

Average RPI Win:	109	WON-LOST	WINNING	LAST 10	STRENGTH OF	OPP. STRENGTH	TEAM	ADJ.	CONF.	ADJ CONF.
Average RPI Loss:	28	RECORD	PCT. RANK	GAMES	SCHEDULE	OF SCHEDULE	RPI	RPI	RPI	RPI
DIV. I ONLY	17- 7	63	6- 4	5	12	14	14	2	2	
DIV. I NON-CONF.	10- 3	61	1- 0	22	15	24	24	2	2	
TOTALS	RPI 1-25	RPI 26-50	W-L RECORDS	RPI 51-100	RPI 101-150	RPI 150+				
17- 7	3- 6	2- 0	OVERALL	3- 0	4- 1	5- 0				
11- 2	2- 2	2- 0	HOME	1- 0	1- 0	5- 0				
3- 3	0- 0	0- 0	AWAY	1- 0	2- 0	0- 0				
3- 2	1- 2	0- 0	NEUTRAL	1- 0	1- 0	0- 0				
10- 3	1- 3	0- 0	NON-CONFERENCE	3- 0	2- 0	4- 0				
6- 1	0- 1	0- 0	HOME	1- 0	1- 0	4- 0				
1- 0	0- 0	0- 0	AWAY	1- 0	0- 0	0- 0				
3- 2	1- 2	0- 0	NEUTRAL	1- 0	1- 0	0- 0				
7- 4	2- 3	2- 0	CONFERENCE	0- 0	2- 1	1- 0				
5- 1	2- 1	2- 0	HOME	0- 0	0- 0	1- 0				
2- 3	0- 2	0- 0	AWAY	0- 0	2- 1	0- 0				
0- 0	0- 0	0- 0	NEUTRAL	0- 0	0- 0	0- 0				

RPI 1-25				Team's RPI: 14				RPI 26-50				RPI 51-100				RPI 101+			
RPI	S	Opponent	Score		RPI	S	Opponent	Score		RPI	S	Opponent	Score		RPI	S	Opponent	Score	
3	A	South Carolina	58	59	26	H	Georgia	73	62	51	A	Duke	72	66	123	A	LSU	53	35
3	H	South Carolina	63	70	33	H	Missouri	81	77	77	N	California	75	58	125	N	Hawaii	82	41
5	N	Ohio St.	80	95						92	H	TCU	82	78	130	A	Arkansas	61	67
12	N	BYU	64	72											135	H	Little Rock	69	39
15	H	Tennessee	76	71											148	A	Alabama	59	56
20	H	DePaul	66	80											158	H	SMU	67	55
22	A	Florida	81	83											159	H	Ole Miss	81	58
24	N	Oklahoma	74	68											177	H	Southern U.	88	47
25	H	Mississippi St.	64	58											210	H	Texas St.	87	50
															281	H	Prairie View	88	30
LAST 12 Division I GAMES:																			
25	H	Mississippi St.	64	58	3	A	South Carolina	58	59										
15	H	Tennessee	76	71	159	H	Ole Miss	81	58										
22	A	Florida	81	83	123	A	LSU	53	35										
3	H	South Carolina	63	70	130	A	Arkansas	61	67										
148	A	Alabama	59	56	26	H	Georgia	73	62										
33	H	Missouri	81	77	281	H	Prairie View	88	30										

Non-Div I Games:

Texas A&amp;M

■ Loss, 
■ Non-Conf, S Site, 
■ Home 
■ Away 
N Neutral



Average RPI Win:	292	WON-LOST	WINNING	LAST 10	STRENGTH OF	OPP. STRENGTH	TEAM	ADJ.	CONF.	ADJ CONF.
Average RPI Loss:	194	RECORD	PCT. RANK	GAMES	SCHEDULE	OF SCHEDULE	RPI	RPI	RPI	RPI
DIV. I ONLY	14- 7	84	9- 1	349	303	229	229	32	32	
DIV. I NON-CONF.	4- 6	201	1- 0	347	99	300	300	31	31	
TOTALS	RPI 1-25	RPI 26-50	W-L RECORDS	RPI 51-100	RPI 101-150	RPI 150+				
14- 7	0- 1	0- 0	OVERALL	0- 0	0- 1	14- 5				
7- 2	0- 0	0- 0	HOME	0- 0	0- 0	7- 2				
6- 5	0- 1	0- 0	AWAY	0- 0	0- 1	6- 3				
1- 0	0- 0	0- 0	NEUTRAL	0- 0	0- 0	1- 0				
4- 6	0- 1	0- 0	NON-CONFERENCE	0- 0	0- 1	4- 4				
1- 2	0- 0	0- 0	HOME	0- 0	0- 0	1- 2				
2- 4	0- 1	0- 0	AWAY	0- 0	0- 1	2- 2				
1- 0	0- 0	0- 0	NEUTRAL	0- 0	0- 0	1- 0				
10- 1	0- 0	0- 0	CONFERENCE	0- 0	0- 0	10- 1				
6- 0	0- 0	0- 0	HOME	0- 0	0- 0	6- 0				
4- 1	0- 0	0- 0	AWAY	0- 0	0- 0	4- 1				
0- 0	0- 0	0- 0	NEUTRAL	0- 0	0- 0	0- 0				

RPI 1-25			RPI 26-50			RPI 51-100			RPI 101+ Team's RPI: 229		
RPI	S	Opponent	Score	RPI	S	Opponent	Score	RPI	S	Opponent	Score
16	A	Oklahoma St.	52 87					123	A	LSU	36 86
								177	H	Southern U.	59 45
								195	A	Kansas	65 72
								214	A	Grambling	62 50
								237	H	Sam Houston St.	51 53
								240	A	Rice	69 66
								244	A	UTSA	59 44
								246	H	Houston Baptist	65 77
								262	A	Tennessee St.	56 72
								280	A	Alabama St.	51 57
								281	A	Prairie View	50 43
								281	H	Prairie View	72 65
								319	A	Jackson St.	62 36
								319	H	Jackson St.	66 47
								326	H	A&M-Corpus Christi	51 43
								327	H	Alcorn	68 39
								334	H	Ark.-Pine Bluff	57 30
								335	N	Lipscomb	66 62
								344	A	Alabama A&M	57 38
								349	H	Mississippi Val.	76 38
LAST 12 Division I GAMES:											
319	H	Jackson St.	66 47	214	A	Grambling	62 50				
281	A	Prairie View	50 43	319	A	Jackson St.	62 36				
344	A	Alabama A&M	57 38	281	H	Prairie View	72 65				
280	A	Alabama St.	51 57	327	H	Alcorn	68 39				
334	H	Ark.-Pine Bluff	57 30	177	H	Southern U.	59 45				
349	H	Mississippi Val.	76 38	244	A	UTSA	59 44				

Non-Div I Games:

Texas Southern

■ Loss, 
 ■ Non-Conf, S Site, 
 ■ Home 
 ■ Away 
 N Neutral

Average RPI Win: 223		WON-LOST	WINNING	LAST 10	STRENGTH OF	OPP. STRENGTH	TEAM	ADJ.	CONF.	ADJ CONF.
Average RPI Loss: 149		RECORD	PCT. RANK	GAMES	SCHEDULE	OF SCHEDULE	RPI	RPI	RPI	RPI
DIV. I ONLY		9- 12	215	4- 6	202	155	210	210	16	16
DIV. I NON-CONF.		3- 5	218	0- 0	107	28	165	165	14	14
TOTALS	RPI 1-25	RPI 26-50		W-L RECORDS		RPI 51-100	RPI 101-150	RPI 150+		
9- 12	0- 1	0- 2		OVERALL		0- 1	2- 3	7- 5		
6- 2	0- 0	0- 1		HOME		0- 0	1- 1	5- 0		
3- 7	0- 1	0- 1		AWAY		0- 0	1- 0	2- 5		
0- 3	0- 0	0- 0		NEUTRAL		0- 1	0- 2	0- 0		
3- 5	0- 1	0- 1		NON-CONFERENCE		0- 1	0- 2	3- 0		
2- 0	0- 0	0- 0		HOME		0- 0	0- 0	2- 0		
1- 2	0- 1	0- 1		AWAY		0- 0	0- 0	1- 0		
0- 3	0- 0	0- 0		NEUTRAL		0- 1	0- 2	0- 0		
6- 7	0- 0	0- 1		CONFERENCE		0- 0	2- 1	4- 5		
4- 2	0- 0	0- 1		HOME		0- 0	1- 1	3- 0		
2- 5	0- 0	0- 0		AWAY		0- 0	1- 0	1- 5		
0- 0	0- 0	0- 0		NEUTRAL		0- 0	0- 0	0- 0		

RPI 1-25				RPI 26-50				RPI 51-100				RPI 101+				Team's RPI: 210	
RPI	S	Opponent	Score	RPI	S	Opponent	Score	RPI	S	Opponent	Score	RPI	S	Opponent	Score		
14	A	Texas A&M	50 87	33	A	Missouri	56 82	51	N	Duke	34 85	103	N	Iowa St.	61 83		
				44	H	Arkansas St.	59 74					132	N	Idaho	55 75		
												135	H	Little Rock	67 57		
												144	H	UT Arlington	48 80		
												150	A	La.-Lafayette	46 42		
												180	A	Troy	79 112		
												209	A	South Ala.	73 71		
												226	H	North Texas	64 62		
												244	H	UTSA	72 64		
												246	A	Houston Baptist	71 66		
												254	A	Appalachian St.	71 90		
												254	H	Appalachian St.	87 76		
												268	A	Georgia St.	62 73		
												268	H	Georgia St.	80 71		
												277	A	Ga. Southern	64 78		
												277	H	Ga. Southern	61 56		
												285	A	La.-Monroe	59 63		
LAST 12 Division I GAMES:																	
				254	H	Appalachian St.	87 76	44	H	Arkansas St.	59 74						
				144	H	UT Arlington	48 80	135	H	Little Rock	67 57						
				277	A	Ga. Southern	64 78	180	A	Troy	79 112						
				268	A	Georgia St.	62 73	209	A	South Ala.	73 71						
				285	A	La.-Monroe	59 63	254	A	Appalachian St.	71 90						
				150	A	La.-Lafayette	46 42	268	H	Georgia St.	80 71						

Non-Div I Games:	Tex. A&M-Commerce	80	60	St. Edward's	52	44
------------------	-------------------	----	----	--------------	----	----

Texas St.

Loss, Non-Conf, S Site, H Home A Away N Neutral

Average RPI Win: 214		WON-LOST	WINNING	LAST 10	STRENGTH OF	OPP. STRENGTH	TEAM	ADJ.	CONF.	ADJ CONF.
Average RPI Loss: 36		RECORD	PCT. RANK	GAMES	SCHEDULE	OF SCHEDULE	RPI	RPI	RPI	RPI
DIV. I ONLY		11- 13	194	2- 8	39	64	133	133	3	3
DIV. I NON-CONF.		9- 2	37	0- 0	230	271	101	101	3	3
TOTALS		RPI 1-25	RPI 26-50	W-L RECORDS	RPI 51-100	RPI 101-150	RPI 150+			
11- 13	0- 6		0- 4	OVERALL	1- 3	2- 0	8- 0			
10- 5	0- 2		0- 2	HOME	1- 1	2- 0	7- 0			
0- 7	0- 0		0- 0	AWAY	0- 0	0- 0	0- 0			
1- 1	0- 0		0- 1	NEUTRAL	0- 0	0- 0	1- 0			
9- 2	0- 0		0- 1	NON-CONFERENCE	1- 1	1- 0	7- 0			
8- 0	0- 0		0- 0	HOME	1- 0	1- 0	6- 0			
0- 1	0- 0		0- 0	AWAY	0- 1	0- 0	0- 0			
1- 1	0- 0		0- 1	NEUTRAL	0- 0	0- 0	1- 0			
2- 11	0- 6		0- 3	CONFERENCE	0- 2	1- 0	1- 0			
2- 5	0- 2		0- 2	HOME	0- 1	1- 0	1- 0			
0- 6	0- 4		0- 1	AWAY	0- 1	0- 0	0- 0			
0- 0	0- 0		0- 0	NEUTRAL	0- 0	0- 0	0- 0			

RPI 1-25				RPI 26-50				RPI 51-100				RPI 101+			
RPI	S	Opponent	Score	RPI	S	Opponent	Score	RPI	S	Opponent	Score	RPI	S	Opponent	Score
4	A	Baylor	43 69	30	N	Washington	73 77	55	A	Santa Clara	70 75	103	H	Iowa St.	69 66
4	H	Baylor	36 66	37	A	West Virginia	57 79	60	H	Abilene Christian	71 65	132	H	Idaho	78 62
8	A	Texas	62 86	37	H	West Virginia	42 69	92	A	TCU	48 69	163	N	Fordham	62 48
16	A	Oklahoma St.	57 70	48	H	Kansas St.	53 65	92	H	TCU	69 78	195	H	Kansas	54 44
16	H	Oklahoma St.	46 69									214	H	Grambling	70 55
24	A	Oklahoma	53 92									224	H	Idaho St.	79 64
												302	H	Niagara	79 45
												306	H	Southeastern La.	113 51
												321	H	Incarnate Word	70 55
												334	H	Ark.-Pine Bluff	84 40
LAST 12 Division I GAMES:															
4	H	Baylor	36 66	24	A	Oklahoma	53 92								
16	A	Oklahoma St.	57 70	103	H	Iowa St.	69 66								
37	H	West Virginia	42 69	92	A	TCU	48 69								
195	H	Kansas	54 44	37	A	West Virginia	57 79								
4	A	Baylor	43 69	16	H	Oklahoma St.	46 69								
48	H	Kansas St.	53 65	8	A	Texas	62 86								

Non-Div I Games:

**Texas Tech**

■ Loss, ■ Non-Conf, S Site, H Home A Away N Neutral

Average RPI Win:	226	WON-LOST	WINNING	LAST 10	STRENGTH OF	OPP. STRENGTH	TEAM	ADJ.	CONF.	ADJ CONF.
Average RPI Loss:	71	RECORD	PCT. RANK	GAMES	SCHEDULE	OF SCHEDULE	RPI	RPI	RPI	RPI
DIV. I ONLY	13- 10	132	7- 3	101	118	114	114	11	11	
DIV. I NON-CONF.	5- 6	180	0- 0	75	70	140	140	13	13	
TOTALS	RPI 1-25	RPI 26-50	W-L RECORDS	RPI 51-100	RPI 101-150	RPI 150+				
13- 10	0- 1	0- 2	OVERALL	0- 3	4- 4	9- 0				
7- 3	0- 0	0- 1	HOME	0- 1	2- 1	5- 0				
4- 5	0- 0	0- 0	AWAY	0- 0	1- 0	3- 0				
2- 2	0- 0	0- 0	NEUTRAL	0- 1	1- 1	1- 0				
5- 6	0- 1	0- 1	NON-CONFERENCE	0- 2	1- 2	4- 0				
2- 2	0- 0	0- 0	HOME	0- 1	0- 1	2- 0				
1- 2	0- 1	0- 1	AWAY	0- 0	0- 0	1- 0				
2- 2	0- 0	0- 0	NEUTRAL	0- 1	1- 1	1- 0				
8- 4	0- 0	0- 1	CONFERENCE	0- 1	3- 2	5- 0				
5- 1	0- 0	0- 1	HOME	0- 0	2- 0	3- 0				
3- 3	0- 0	0- 0	AWAY	0- 1	1- 2	2- 0				
0- 0	0- 0	0- 0	NEUTRAL	0- 0	0- 0	0- 0				

RPI 1-25				RPI 26-50				RPI 51-100				RPI 101+ Team's RPI: 114			
RPI	S	Opponent	Score	RPI	S	Opponent	Score	RPI	S	Opponent	Score	RPI	S	Opponent	Score
1	A	Notre Dame	39 74	28	H	Ohio	57 77	51	H	Dayton	57 83	105	N	VCU	80 61
				39	A	St. Bonaventure	63 74	53	N	Albany (NY)	55 63	106	A	Eastern Mich.	41 59
								80	A	Ball St.	69 75	113	H	Arizona	59 62
												117	N	Harvard	70 76
												118	A	Western Mich.	80 68
												118	H	Western Mich.	80 73
												119	A	Akron	71 81
												134	H	Buffalo	71 60
												208	A	Ill.-Chicago	60 51
												220	N	Columbia	88 75
												251	H	Bowling Green	75 61
												257	H	Northern Ill.	66 59
												263	A	Miami (OH)	55 50
												293	H	Cleveland St.	66 53
												317	A	Kent St.	67 64
												317	H	Kent St.	73 67
												334	H	Ark.-Pine Bluff	74 47
LAST 12 Division I GAMES:															
28	H	Ohio	57 77	119	A	Akron	71 81								
134	H	Buffalo	71 60	257	H	Northern Ill.	66 59								
317	A	Kent St.	67 64	263	A	Miami (OH)	55 50								
118	A	Western Mich.	80 68	118	H	Western Mich.	80 73								
251	H	Bowling Green	75 61	317	H	Kent St.	73 67								
106	A	Eastern Mich.	41 59	80	A	Ball St.	69 75								

Non-Div I Games:

Toledo

■ Loss, 
 ■ Non-Conf, 
 S Site, 
 ■ Home 
 ■ Away 
 N Neutral

Towson

Average RPI Win: 193

Average RPI Loss: 164

WON-LOST

RECORD

WINNING

PCT. RANK

LAST 10

GAMES

STRENGTH OF

OPP. STRENGTH

TEAM

ADJ.

CONF.

ADJ CONF.

SCHEDULE

OF SCHEDULE

RPI

RPI

RPI

RPI

DIV. I ONLY

6- 18

289

2- 8

186

192

286

286

13

13

DIV. I NON-CONF.

3- 8

258

0- 0

250

276

287

287

12

12

TOTALS

RPI 1-25

RPI 26-50

W-L RECORDS

RPI 51-100

RPI 101-150

RPI 150+

6- 18

0- 0

0- 2

OVERALL

1- 5

0- 0

5- 11

4- 7

0- 0

0- 2

HOME

1- 1

0- 0

3- 4

1- 11

0- 0

0- 0

AWAY

0- 4

0- 0

1- 7

1- 0

0- 0

0- 0

NEUTRAL

0- 0

0- 0

1- 0

3- 8

0- 0

0- 1

NON-CONFERENCE

0- 2

0- 0

3- 5

2- 2

0- 0

0- 1

HOME

0- 0

0- 0

2- 1

0- 6

0- 0

0- 0

AWAY

0- 2

0- 0

0- 4

1- 0

0- 0

0- 0

NEUTRAL

0- 0

0- 0

1- 0

3- 10

0- 0

0- 1

CONFERENCE

1- 3

0- 0

2- 6

2- 5

0- 0

0- 1

HOME

1- 1

0- 0

1- 3

1- 5

0- 0

0- 0

AWAY

0- 2

0- 0

1- 3

0- 0

0- 0

0- 0

NEUTRAL

0- 0

0- 0

0- 0

RPI 1-25

RPI 26-50

RPI 51-100

RPI 101+

Team's RPI: 286

RPI S

Opponent

Score

RPI S

Opponent

Score

RPI S

Opponent

Score

RPI S

Opponent

Score

35 H

James Madison

57 64

67 A

Hofstra

60 64

153 A

Cornell

60 88

50 H

Auburn

52 74

67 H

Hofstra

56 74

164 A

George Mason

76 88

81 A

Minnesota

86 105

170 H

UMBC

61 51

89 A

Georgetown

46 82

172 A

Northeastern

72 71

93 A

Elon

58 80

173 A

Delaware

64 69

93 H

Elon

85 78

173 H

Delaware

62 66

200 A

Col. of Charleston

55 67

200 H

Col. of Charleston

62 51

221 H

William & Mary

54 73

227 N

Western Ill.

83 77

261 A

UNCW

51 53

261 H

UNCW

49 52

272 H

Coppin St.

69 81

287 A

Rider

72 78

295 H

UMKC

70 47

313 A

North Florida

72 74

LAST 12 Division I GAMES:

200 H

Col. of Charleston

62 51

67 A

Hofstra

60 64

93 A

Elon

58 80

35 H

James Madison

57 64

67 H

Hofstra

56 74

173 A

Delaware

64 69

173 H

Delaware

62 66

93 H

Elon

85 78

200 A

Col. of Charleston

55 67

261 H

UNCW

49 52

261 A

UNCW

51 53

221 H

William & Mary

54 73

Non-Div I Games:

Towson

Loss,

Non-Conf,S Site,

Home

A Away

N Neutral

Page 293

Non-Div I Games:

Towson

Average RPI Win: <b>249</b>	WON-LOST	WINNING	LAST 10	STRENGTH OF	OPP. STRENGTH	TEAM	ADJ.	CONF.	ADJ CONF.
Average RPI Loss: <b>141</b>	RECORD	PCT. RANK	GAMES	SCHEDULE	OF SCHEDULE	RPI	RPI	RPI	RPI
DIV. I ONLY	10- 11	189	4- 6	172	250	180	180	16	16
DIV. I NON-CONF.	3- 4	197	0- 0	187	326	153	153	14	14
TOTALS	RPI 1-25	RPI 26-50	W-L RECORDS	RPI 51-100	RPI 101-150	RPI 150+			
10- 11	0- 0	0- 2	OVERALL	0- 2	2- 4	8- 3			
6- 3	0- 0	0- 1	HOME	0- 0	2- 0	4- 2			
4- 8	0- 0	0- 1	AWAY	0- 2	0- 4	4- 1			
0- 0	0- 0	0- 0	NEUTRAL	0- 0	0- 0	0- 0			
3- 4	0- 0	0- 0	NON-CONFERENCE	0- 2	0- 2	3- 0			
1- 0	0- 0	0- 0	HOME	0- 0	0- 0	1- 0			
2- 4	0- 0	0- 0	AWAY	0- 2	0- 2	2- 0			
0- 0	0- 0	0- 0	NEUTRAL	0- 0	0- 0	0- 0			
7- 7	0- 0	0- 2	CONFERENCE	0- 0	2- 2	5- 3			
5- 3	0- 0	0- 1	HOME	0- 0	2- 0	3- 2			
2- 4	0- 0	0- 1	AWAY	0- 0	0- 2	2- 1			
0- 0	0- 0	0- 0	NEUTRAL	0- 0	0- 0	0- 0			

RPI S	Opponent	Score	RPI S	Opponent	Score	RPI S	Opponent	Score	RPI S	Opponent	Score	Team's RPI: 180
44	A Arkansas St.	80 <b>94</b>	44	H Arkansas St.	81 <b>101</b>	71	A Vanderbilt	43 <b>97</b>	122	A Samford	69 <b>73</b>	
						99	A Belmont	93 <b>102</b>	135	A Little Rock	64 <b>79</b>	
									135	H Little Rock	78 71	
									141	A UAB	67 <b>89</b>	
									144	H UT Arlington	88 71	
									150	A La.-Lafayette	53 <b>56</b>	
									209	H South Ala.	71 <b>75</b>	
									210	H Texas St.	112 79	
									254	H Appalachian St.	81 <b>96</b>	
									268	A Georgia St.	97 90	
									268	H Georgia St.	89 78	
									277	A Ga. Southern	81 66	
									277	H Ga. Southern	84 68	
									280	A Alabama St.	73 59	
									285	A La.-Monroe	73 <b>77</b>	
									306	A Southeastern La.	100 90	
									324	H Nicholls St.	104 51	
LAST 12 Division I GAMES:												
268	H Georgia St.	89 78	150	A La.-Lafayette	53 <b>56</b>							
277	H Ga. Southern	84 68	285	A La.-Monroe	73 <b>77</b>							
44	A Arkansas St.	80 <b>94</b>	210	H Texas St.	112 79							
135	A Little Rock	64 <b>79</b>	144	H UT Arlington	88 71							
254	H Appalachian St.	81 <b>96</b>	277	A Ga. Southern	81 66							
209	H South Ala.	71 <b>75</b>	268	A Georgia St.	97 90							

Non-Div I Games: West Ala. 103 72 Fort Valley St. 118 72

Troy

T  
u  
l  
a  
n  
e

Tulane				Through Games Of Feb. 14, 2016						
Average RPI Win:	187	WON-LOST	WINNING	LAST 10	STRENGTH OF	OPP. STRENGTH	TEAM	ADJ.	CONF.	ADJ CONF.
Average RPI Loss:	42	RECORD	PCT. RANK	GAMES	SCHEDULE	OF SCHEDULE	RPI	RPI	RPI	RPI
DIV. I ONLY	17- 8	76	6- 4	90	76	78	78	8	8	
DIV. I NON-CONF.	9- 3	69	0- 0	67	84	51	51	7	7	
<hr/>										
TOTALS	RPI 1-25	RPI 26-50		W-L RECORDS		RPI 51-100	RPI 101-150	RPI 150+		
17- 8	0- 3	0- 3		OVERALL		2- 1	2- 1	13- 0		
11- 3	0- 1	0- 1		HOME		1- 1	2- 0	8- 0		
5- 3	0- 1	0- 1		AWAY		0- 0	0- 1	5- 0		
1- 2	0- 1	0- 1		NEUTRAL		1- 0	0- 0	0- 0		
9- 3	0- 2	0- 1		NON-CONFERENCE		2- 0	2- 0	5- 0		
7- 0	0- 0	0- 0		HOME		1- 0	2- 0	4- 0		
1- 1	0- 1	0- 0		AWAY		0- 0	0- 0	1- 0		
1- 2	0- 1	0- 1		NEUTRAL		1- 0	0- 0	0- 0		
8- 5	0- 1	0- 2		CONFERENCE		0- 1	0- 1	8- 0		
4- 3	0- 1	0- 1		HOME		0- 1	0- 0	4- 0		
4- 2	0- 0	0- 1		AWAY		0- 0	0- 1	4- 0		
0- 0	0- 0	0- 0		NEUTRAL		0- 0	0- 0	0- 0		

RPI 1-25				RPI 26-50				RPI 51-100				Team's RPI: 78		RPI 101+				
RPI	S	Opponent	Score	RPI	S	Opponent	Score	RPI	S	Opponent	Score			RPI	S	Opponent	Score	
2	H	UConn	38 96	41	N	Rutgers	51 75	63	H	Temple	54 72			109	A	Memphis	67 83	
13	A	Florida St.	72 78	43	A	South Fla.	65 77	75	H	Saint Louis	66 58			123	H	LSU	67 63	
23	N	Green Bay	58 79	43	H	South Fla.	67 71	94	N	Virginia	67 62			135	H	Little Rock	69 53	
														158	A	SMU	54 42	
														158	H	SMU	76 64	
														159	A	Ole Miss	61 59	
														168	H	McNeese St.	74 55	
														174	A	East Carolina	66 51	
														174	H	East Carolina	78 73	
														177	H	Southern U.	77 48	
														185	A	Tulsa	71 47	
														258	A	Houston	59 56	
														258	H	Houston	70 48	
														270	H	UCF	75 54	
														292	H	UNCG	74 53	
														319	H	Jackson St.	92 49	
LAST 12 Division I GAMES:																		
				158	H	SMU	76 64					158	A	SMU	54 42			
				43	A	South Fla.	65 77					185	A	Tulsa	71 47			
				258	A	Houston	59 56					43	H	South Fla.	67 71			
				2	H	UConn	38 96					270	H	UCF	75 54			
				63	H	Temple	54 72					174	A	East Carolina	66 51			
				174	H	East Carolina	78 73					109	A	Memphis	67 83			

Non-Div I Games:

Tulane

Average RPI Win:	188	WON-LOST	WINNING	LAST 10	STRENGTH OF	OPP. STRENGTH	TEAM	ADJ.	CONF.	ADJ CONF.
Average RPI Loss:	110	RECORD	PCT. RANK	GAMES	SCHEDULE	OF SCHEDULE	RPI	RPI	RPI	RPI
DIV. I ONLY	10- 15	230	5- 5	133	72	185	185	8	8	
DIV. I NON-CONF.	3- 8	258	0- 0	104	73	208	208	7	7	
TOTALS	RPI 1-25	RPI 26-50	W-L RECORDS	RPI 51-100	RPI 101-150	RPI 150+				
10- 15	0- 3	0- 1	OVERALL	0- 3	3- 4	7- 4				
5- 8	0- 2	0- 1	HOME	0- 1	0- 2	5- 2				
5- 5	0- 1	0- 0	AWAY	0- 2	3- 1	2- 1				
0- 2	0- 0	0- 0	NEUTRAL	0- 0	0- 1	0- 1				
3- 8	0- 1	0- 1	NON-CONFERENCE	0- 1	2- 3	1- 2				
1- 4	0- 1	0- 1	HOME	0- 0	0- 1	1- 1				
2- 2	0- 0	0- 0	AWAY	0- 1	2- 1	0- 0				
0- 2	0- 0	0- 0	NEUTRAL	0- 0	0- 1	0- 1				
7- 7	0- 2	0- 0	CONFERENCE	0- 2	1- 1	6- 2				
4- 4	0- 1	0- 0	HOME	0- 1	0- 1	4- 1				
3- 3	0- 1	0- 0	AWAY	0- 1	1- 0	2- 1				
0- 0	0- 0	0- 0	NEUTRAL	0- 0	0- 0	0- 0				

RPI 1-25				RPI 26-50				RPI 51-100				RPI 101+ Team's RPI: 185			
RPI	S	Opponent	Score	RPI	S	Opponent	Score	RPI	S	Opponent	Score	RPI	S	Opponent	Score
2	A	UConn	35 95	48	H	Kansas St.	67 75	63	A	Temple	46 66	107	N	Drake	80 91
2	H	UConn	30 94					75	A	Saint Louis	73 82	109	A	Memphis	65 59
24	H	Oklahoma	62 75					78	H	Tulane	47 71	109	H	Memphis	58 69
												121	A	UNI	59 75
												130	A	Arkansas	74 67
												135	A	Little Rock	74 63
												136	H	Oral Roberts	53 59
												158	H	SMU	56 54
												164	N	George Mason	63 64
												174	A	East Carolina	55 54
												174	H	East Carolina	81 79
												214	H	Grambling	79 51
												219	H	Cincinnati	53 55
												233	H	Indiana St.	63 67
												258	A	Houston	79 62
												258	H	Houston	44 28
												270	A	UCF	74 75
												270	H	UCF	95 71
LAST 12 Division I GAMES:															
270	H	UCF	95 71	258	A	Houston	79 62	78	H	Tulane	47 71	219	H	Cincinnati	53 55
258	H	Houston	44 28	78	H	Tulane	47 71	109	A	Memphis	65 59	63	A	Temple	46 66
174	A	East Carolina	55 54	219	H	Cincinnati	53 55	2	A	UConn	35 95				
270	A	UCF	74 75	109	A	Memphis	65 59								
2	H	UConn	30 94	63	A	Temple	46 66								
109	H	Memphis	58 69	2	A	UConn	35 95								

Non-Div I Games:

Tulsa

■ Loss, 
 ■ Non-Conf, 
 ■ S Site, 
 ■ H Home 
 ■ A Away 
 N Neutral



Average RPI Win:	211	WON-LOST	WINNING	LAST 10	STRENGTH OF	OPP. STRENGTH	TEAM	ADJ.	CONF.	ADJ CONF.
Average RPI Loss:	115	RECORD	PCT. RANK	GAMES	SCHEDULE	OF SCHEDULE	RPI	RPI	RPI	RPI
DIV. I ONLY	13- 11	148	6- 4	155	160	141	141	12	12	
DIV. I NON-CONF.	7- 4	110	0- 0	196	260	124	124	10	10	
TOTALS	RPI 1-25	RPI 26-50	W-L RECORDS	RPI 51-100	RPI 101-150	RPI 150+				
13- 11	0- 1	0- 4	OVERALL	1- 2	1- 1	11- 3				
9- 2	0- 0	0- 1	HOME	1- 0	1- 1	7- 0				
3- 8	0- 1	0- 2	AWAY	0- 2	0- 0	3- 3				
1- 1	0- 0	0- 1	NEUTRAL	0- 0	0- 0	1- 0				
7- 4	0- 1	0- 2	NON-CONFERENCE	0- 1	1- 0	6- 0				
5- 0	0- 0	0- 0	HOME	0- 0	1- 0	4- 0				
1- 3	0- 1	0- 1	AWAY	0- 1	0- 0	1- 0				
1- 1	0- 0	0- 1	NEUTRAL	0- 0	0- 0	1- 0				
6- 7	0- 0	0- 2	CONFERENCE	1- 1	0- 1	5- 3				
4- 2	0- 0	0- 1	HOME	1- 0	0- 1	3- 0				
2- 5	0- 0	0- 1	AWAY	0- 1	0- 0	2- 3				
0- 0	0- 0	0- 0	NEUTRAL	0- 0	0- 0	0- 0				

RPI	S	Opponent	Score	RPI	S	Opponent	Score	RPI	S	Opponent	Score	RPI	S	Opponent	Score	Team's RPI: 141
13	A	Florida St.	44 84	32	A	UTEP	54 62	72	A	Middle Tenn.	40 68	122	H	Samford	61 41	
				46	N	North Carolina St.	56 67	90	H	Charlotte	75 57	143	H	Marshall	61 64	
				49	H	Western Ky.	49 63	99	A	Belmont	62 63	151	H	Southern Miss.	53 49	
				50	A	Auburn	71 85					161	H	Old Dominion	58 55	
												171	A	Fla. Atlantic	67 62	
												176	H	Louisiana Tech	64 49	
												180	H	Troy	89 67	
												209	A	South Ala.	53 39	
												226	A	North Texas	51 53	
												240	A	Rice	64 55	
												244	A	UTSA	52 54	
												252	N	High Point	56 46	
												289	A	FIU	61 72	
												311	H	South Carolina St.	71 38	
												334	H	Ark.-Pine Bluff	82 32	
												349	H	Mississippi Val.	80 33	
LAST 12 Division I GAMES:																
176	H	Louisiana Tech	64 49	226	A	North Texas	51 53									
151	H	Southern Miss.	53 49	240	A	Rice	64 55									
171	A	Fla. Atlantic	67 62	90	H	Charlotte	75 57									
289	A	FIU	61 72	161	H	Old Dominion	58 55									
143	H	Marshall	61 64	32	A	UTEP	54 62									
49	H	Western Ky.	49 63	244	A	UTSA	52 54									

Non-Div I Games:

UAB

■ Loss, 
 ■ Non-Conf, S Site, 
 ■ Home 
 ■ Away 
 N Neutral

Average RPI Win:	253	WON-LOST	WINNING	LAST 10	STRENGTH OF	OPP. STRENGTH	TEAM	ADJ.	CONF.	ADJ CONF.
Average RPI Loss:	139	RECORD	PCT. RANK	GAMES	SCHEDULE	OF SCHEDULE	RPI	RPI	RPI	RPI
DIV. I ONLY	14- 9	107	7- 3	316	180	190	190	22	22	
DIV. I NON-CONF.	6- 6	160	1- 0	283	100	205	205	22	22	
TOTALS	RPI 1-25	RPI 26-50	W-L RECORDS	RPI 51-100	RPI 101-150	RPI 150+				
14- 9	0- 1	0- 0	OVERALL	1- 3	1- 1	12- 4				
6- 4	0- 1	0- 0	HOME	0- 0	1- 1	5- 2				
8- 3	0- 0	0- 0	AWAY	1- 2	0- 0	7- 1				
0- 2	0- 0	0- 0	NEUTRAL	0- 1	0- 0	0- 1				
6- 6	0- 1	0- 0	NON-CONFERENCE	1- 2	0- 0	5- 3				
1- 3	0- 1	0- 0	HOME	0- 0	0- 0	1- 2				
5- 1	0- 0	0- 0	AWAY	1- 1	0- 0	4- 0				
0- 2	0- 0	0- 0	NEUTRAL	0- 1	0- 0	0- 1				
8- 3	0- 0	0- 0	CONFERENCE	0- 1	1- 1	7- 1				
5- 1	0- 0	0- 0	HOME	0- 0	1- 1	4- 0				
3- 2	0- 0	0- 0	AWAY	0- 1	0- 0	3- 1				
0- 0	0- 0	0- 0	NEUTRAL	0- 0	0- 0	0- 0				

RPI 1-25				RPI 26-50				RPI 51-100				RPI 101+ Team's RPI: 190			
RPI	S	Opponent	Score	RPI	S	Opponent	Score	RPI	S	Opponent	Score	RPI	S	Opponent	Score
6	H	Stanford	45 74					53	N	Albany (NY)	70 80	125	H	Hawaii	60 58
								57	A	St. Mary's (CA)	78 71	148	H	Long Beach St.	62 75
								66	A	UC Riverside	73 80	157	H	Pacific	53 66
								70	A	Utah	58 88	187	H	Sacramento St.	77 92
												196	A	Cal Poly	75 57
												196	H	Cal Poly	82 71
												222	A	Utah Valley	59 55
												247	A	San Diego St.	65 54
												260	A	UC Santa Barbara	59 66
												260	H	UC Santa Barbara	80 51
												282	A	Portland	72 47
												288	A	CSUN	75 52
												300	N	Florida A&M	58 61
												325	A	Portland St.	82 70
												332	H	UC Irvine	74 61
												337	A	Cal St. Fullerton	63 59
												337	H	Cal St. Fullerton	80 56
												342	H	Air Force	66 40
LAST 12 Division I GAMES:															
337	H	Cal St. Fullerton	80 56	196	A	Cal Poly	75 57								
196	H	Cal Poly	82 71	260	A	UC Santa Barbara	59 66								
337	A	Cal St. Fullerton	63 59	332	H	UC Irvine	74 61								
66	A	UC Riverside	73 80	125	H	Hawaii	60 58								
260	H	UC Santa Barbara	80 51	288	A	CSUN	75 52								
148	H	Long Beach St.	62 75	222	A	Utah Valley	59 55								

Non-Div I Games: Cal St. Monterey Ba91 36

UC Davis

■ Loss, 
 ■ Non-Conf, 
 ■ S Site, 
 ■ H Home 
 ■ A Away 
 N Neutral

Average RPI Win:	332	WON-LOST	WINNING	LAST 10	STRENGTH OF	OPP. STRENGTH	TEAM	ADJ.	CONF.	ADJ CONF.
Average RPI Loss:	169	RECORD	PCT. RANK	GAMES	SCHEDULE	OF SCHEDULE	RPI	RPI	RPI	RPI
DIV. I ONLY	3- 21	338	1- 9	294	165	332	332	22	22	
DIV. I NON-CONF.	2- 11	306	0- 1	288	64	319	319	22	22	
TOTALS	RPI 1-25	RPI 26-50	W-L RECORDS	RPI 51-100	RPI 101-150	RPI 150+				
3- 21	0- 1	0- 3	OVERALL	0- 1	0- 3	3- 13				
1- 8	0- 0	0- 1	HOME	0- 0	0- 2	1- 5				
2- 12	0- 0	0- 0	AWAY	0- 0	0- 0	2- 1				
0- 1	0- 0	0- 1	NEUTRAL	0- 0	0- 0	0- 0				
2- 11	0- 1	0- 3	NON-CONFERENCE	0- 0	0- 0	2- 7				
1- 3	0- 0	0- 1	HOME	0- 0	0- 0	1- 2				
1- 7	0- 1	0- 1	AWAY	0- 0	0- 0	1- 5				
0- 1	0- 0	0- 1	NEUTRAL	0- 0	0- 0	0- 0				
1- 10	0- 0	0- 0	CONFERENCE	0- 1	0- 3	1- 6				
0- 5	0- 0	0- 0	HOME	0- 0	0- 2	0- 3				
1- 5	0- 0	0- 0	AWAY	0- 1	0- 1	1- 3				
0- 0	0- 0	0- 0	NEUTRAL	0- 0	0- 0	0- 0				

RPI S	Opponent	Score	RPI S	Opponent	Score	RPI S	Opponent	Score	RPI S	Opponent	Score	Team's RPI: 332
10 A	UCLA	48 83	38 N	Princeton	42 83	66 A	UC Riverside	69 93	125 A	Hawaii	35 59	
			39 A	Southern California	56 75				125 H	Hawaii	65 83	
			42 H	St. John's (NY)	63 85				148 H	Long Beach St.	65 71	
									182 A	UNLV	52 72	
									187 A	Sacramento St.	78 126	
									189 A	San Jose St.	58 79	
									190 A	UC Davis	61 74	
									196 A	Cal Poly	38 50	
									196 H	Cal Poly	54 72	
									230 H	Grand Canyon	53 58	
									238 A	Loyola Marymount	50 95	
									245 A	CSU Bakersfield	39 65	
									260 H	UC Santa Barbara	62 80	
									269 H	Northern Ariz.	55 71	
									288 A	CSUN	48 62	
									288 H	CSUN	64 83	
									329 H	Nevada	68 64	
									330 A	Southern Utah	63 58	
									337 A	Cal St. Fullerton	62 58	
LAST 12 Division I GAMES:												
288 A	CSUN	48 62	125 H	Hawaii	65 83							
260 H	UC Santa Barbara	62 80	148 H	Long Beach St.	65 71							
196 A	Cal Poly	38 50	190 A	UC Davis	61 74							
125 A	Hawaii	35 59	196 H	Cal Poly	54 72							
288 H	CSUN	64 83	66 A	UC Riverside	69 93							
337 A	Cal St. Fullerton	62 58	245 A	CSU Bakersfield	39 65							

Non-Div I Games: San Diego Christian78 49

UC Irvine

■ Loss, 
 ■ Non-Conf, S Site, 
 ■ Home 
 ■ Away 
 N Neutral

Average RPI Win:	229	WON-LOST	WINNING	LAST 10	STRENGTH OF	OPP. STRENGTH	TEAM	ADJ.	CONF.	ADJ CONF.
Average RPI Loss:	45	RECORD	PCT. RANK	GAMES	SCHEDULE	OF SCHEDULE	RPI	RPI	RPI	RPI
DIV. I ONLY	17- 7	63	10- 0	145	171	66	66	22	22	
DIV. I NON-CONF.	7- 7	160	1- 1	70	68	92	92	22	22	
TOTALS	RPI 1-25	RPI 26-50	W-L RECORDS	RPI 51-100	RPI 101-150	RPI 150+				
17- 7	0- 2	0- 2	OVERALL	0- 3	3- 0	14- 0				
8- 1	0- 1	0- 0	HOME	0- 0	1- 0	7- 0				
8- 6	0- 1	0- 2	AWAY	0- 3	2- 0	6- 0				
1- 0	0- 0	0- 0	NEUTRAL	0- 0	0- 0	1- 0				
7- 7	0- 2	0- 2	NON-CONFERENCE	0- 3	1- 0	6- 0				
3- 1	0- 1	0- 0	HOME	0- 0	1- 0	2- 0				
3- 6	0- 1	0- 2	AWAY	0- 3	0- 0	3- 0				
1- 0	0- 0	0- 0	NEUTRAL	0- 0	0- 0	1- 0				
10- 0	0- 0	0- 0	CONFERENCE	0- 0	2- 0	8- 0				
5- 0	0- 0	0- 0	HOME	0- 0	0- 0	5- 0				
5- 0	0- 0	0- 0	AWAY	0- 0	2- 0	3- 0				
0- 0	0- 0	0- 0	NEUTRAL	0- 0	0- 0	0- 0				

RPI 1-25				RPI 26-50				RPI 51-100				Team's RPI: 66				RPI 101+			
RPI	S	Opponent	Score	RPI	S	Opponent	Score	RPI	S	Opponent	Score	RPI	S	Opponent	Score	RPI	S	Opponent	Score
9	A	Oregon St.	65 86	30	A	Washington	43 78	59	A	Oregon	81 95	125	A	Hawaii	77 74				
10	H	UCLA	56 70	32	A	UTEP	57 68	77	A	California	58 64	147	H	Fresno St.	86 68				
								97	A	San Francisco	76 88	148	A	Long Beach St.	78 60				
												190	H	UC Davis	80 73				
												196	A	Cal Poly	75 62				
												196	H	Cal Poly	93 83				
												198	N	Southeast Mo. St.	85 67				
												230	A	Grand Canyon	85 67				
												238	H	Loyola Marymount	80 62				
												245	H	CSU Bakersfield	81 61				
												247	A	San Diego St.	85 68				
												255	A	Seattle	92 70				
												260	A	UC Santa Barbara	83 53				
												260	H	UC Santa Barbara	92 81				
												288	H	CSUN	83 76				
												332	H	UC Irvine	93 69				
												337	A	Cal St. Fullerton	90 43				
LAST 12 Division I GAMES:																			
196	A	Cal Poly	75 62	125	A	Hawaii	77 74												
337	A	Cal St. Fullerton	90 43	148	A	Long Beach St.	78 60												
288	H	CSUN	83 76	260	A	UC Santa Barbara	83 53												
190	H	UC Davis	80 73	332	H	UC Irvine	93 69												
196	H	Cal Poly	93 83	230	A	Grand Canyon	85 67												
260	H	UC Santa Barbara	92 81	10	H	UCLA	56 70												

Non-Div I Games:

UC Riverside

■ Loss, 
■ Non-Conf, 
■ S Site, 
■ Home 
■ A Away 
N Neutral

Average RPI Win:	278	WON-LOST	WINNING	LAST 10	STRENGTH OF	OPP. STRENGTH	TEAM	ADJ.	CONF.	ADJ CONF.
Average RPI Loss:	137	RECORD	PCT. RANK	GAMES	SCHEDULE	OF SCHEDULE	RPI	RPI	RPI	RPI
DIV. I ONLY	8- 16	257	5- 5	213	227	260	260	22	22	
DIV. I NON-CONF.	2- 11	306	1- 0	206	189	310	310	22	22	
TOTALS	RPI 1-25	RPI 26-50	W-L RECORDS	RPI 51-100	RPI 101-150	RPI 150+				
8- 16	0- 0	0- 0	OVERALL	0- 6	0- 5	8- 5				
5- 5	0- 0	0- 0	HOME	0- 2	0- 1	5- 2				
3- 11	0- 0	0- 0	AWAY	0- 4	0- 4	3- 3				
0- 0	0- 0	0- 0	NEUTRAL	0- 0	0- 0	0- 0				
2- 11	0- 0	0- 0	NON-CONFERENCE	0- 4	0- 3	2- 4				
2- 3	0- 0	0- 0	HOME	0- 1	0- 0	2- 2				
0- 8	0- 0	0- 0	AWAY	0- 3	0- 3	0- 2				
0- 0	0- 0	0- 0	NEUTRAL	0- 0	0- 0	0- 0				
6- 5	0- 0	0- 0	CONFERENCE	0- 2	0- 2	6- 1				
3- 2	0- 0	0- 0	HOME	0- 1	0- 1	3- 0				
3- 3	0- 0	0- 0	AWAY	0- 1	0- 1	3- 1				
0- 0	0- 0	0- 0	NEUTRAL	0- 0	0- 0	0- 0				

RPI S	Opponent	Score	RPI S	Opponent	Score	RPI S	Opponent	Score	RPI S	Opponent	Score	Team's RPI: 260
						55	A Santa Clara	48 66	123	A LSU	50 68	
						55	H Santa Clara	37 48	125	H Hawaii	62 63	
						59	A Oregon	51 79	132	A Idaho	42 64	
						66	A UC Riverside	81 92	148	A Long Beach St.	52 60	
						66	H UC Riverside	53 83	150	A La.-Lafayette	42 61	
						73	A Washington St.	44 61	190	A UC Davis	51 80	
									190	H UC Davis	66 59	
									196	H Cal Poly	78 67	
									204	H UTRGV	60 62	
									236	A Wyoming	67 76	
									238	H Loyola Marymount	63 70	
									245	H CSU Bakersfield	61 60	
									265	A Pepperdine	69 71	
									288	A CSUN	65 49	
									296	H Morehead St.	93 78	
									332	A UC Irvine	80 62	
									337	A Cal St. Fullerton	65 47	
									337	H Cal St. Fullerton	79 49	
LAST 12 Division I GAMES:												
			148	A Long Beach St.	52 60	190	H UC Davis	66 59				
			332	A UC Irvine	80 62	288	A CSUN	65 49				
			125	H Hawaii	62 63	337	A Cal St. Fullerton	65 47				
			337	H Cal St. Fullerton	79 49	66	H UC Riverside	53 83				
			190	A UC Davis	51 80	196	H Cal Poly	78 67				
			66	A UC Riverside	81 92	296	H Morehead St.	93 78				

Non-Div I Games: La Verne 89 41

UC Santa Barbara

■ Loss, 
■ Non-Conf, 
■ S Site, 
■ H Home 
■ A Away 
N Neutral

UCF				STRENGTH OF	OPP. STRENGTH	TEAM	ADJ.	CONF.	ADJ CONF.
Average RPI Win:	240	WON-LOST	WINNING	LAST 10	SCHEDULE	OF SCHEDULE	RPI	RPI	RPI
Average RPI Loss:	121	RECORD	PCT. RANK	GAMES					
DIV. I ONLY	5- 20	314	2- 8	142	86	270	270	8	8
DIV. I NON-CONF.	3- 8	258	0- 0	165	151	260	260	7	7
-----									
TOTALS	RPI 1-25	RPI 26-50	W-L RECORDS	RPI 51-100	RPI 101-150	RPI 150+			
5- 20	0- 3	0- 3	OVERALL	0- 2	0- 4	5- 8			
3- 9	0- 1	0- 2	HOME	0- 1	0- 2	3- 3			
2- 10	0- 1	0- 1	AWAY	0- 1	0- 2	2- 5			
0- 1	0- 1	0- 0	NEUTRAL	0- 0	0- 0	0- 0			
3- 8	0- 2	0- 1	NON-CONFERENCE	0- 0	0- 2	3- 3			
2- 4	0- 1	0- 1	HOME	0- 0	0- 1	2- 1			
1- 3	0- 0	0- 0	AWAY	0- 0	0- 1	1- 2			
0- 1	0- 1	0- 0	NEUTRAL	0- 0	0- 0	0- 0			
2- 12	0- 1	0- 2	CONFERENCE	0- 2	0- 2	2- 5			
1- 5	0- 0	0- 1	HOME	0- 1	0- 1	1- 2			
1- 7	0- 1	0- 1	AWAY	0- 1	0- 1	1- 3			
0- 0	0- 0	0- 0	NEUTRAL	0- 0	0- 0	0- 0			

RPI 1-25				RPI 26-50				RPI 51-100				RPI 101+ Team's RPI: 270			
RPI	S	Opponent	Score	RPI	S	Opponent	Score	RPI	S	Opponent	Score	RPI	S	Opponent	Score
2	A	UConn	51 106	42	H	St. John's (NY)	42 70	63	H	Temple	63 71	109	A	Memphis	59 75
16	H	Oklahoma St.	55 74	43	A	South Fla.	63 108	78	A	Tulane	54 75	109	H	Memphis	52 69
22	N	Florida	79 93	43	H	South Fla.	49 88					119	A	Akron	54 74
												134	H	Buffalo	60 66
												158	A	SMU	50 65
												174	H	East Carolina	56 71
												181	A	Stetson	68 83
												185	A	Tulsa	71 95
												185	H	Tulsa	75 74
												194	H	Butler	63 71
												209	A	South Ala.	77 36
												219	A	Cincinnati	80 60
												219	H	Cincinnati	50 68
												258	A	Houston	55 64
												275	A	Omaha	60 75
												289	H	FIU	89 72
												300	H	Florida A&M	93 55
-----															
LAST 12 Division I GAMES:															
185	A	Tulsa	71 95	43	H	South Fla.	49 88	2	A	UConn	51 106	219	A	Cincinnati	80 60
109	H	Memphis	52 69	63	H	Temple	63 71	78	A	Tulane	54 75	174	H	East Carolina	56 71
158	A	SMU	50 65												
258	A	Houston	55 64												
185	H	Tulsa	75 74												
109	A	Memphis	59 75												

Non-Div I Games:

UCF

■ Loss, 
 ■ Non-Conf, 
 ■ S Site, 
 ■ H Home 
 ■ A Away 
 N Neutral

Average RPI Win:	99	WON-LOST	WINNING	LAST 10	STRENGTH OF	OPP. STRENGTH	TEAM	ADJ.	CONF.	ADJ CONF.
Average RPI Loss:	26	RECORD	PCT. RANK	GAMES	SCHEDULE	OF SCHEDULE	RPI	RPI	RPI	RPI
DIV. I ONLY	19- 6	41	8- 2	10	1	10	10	1	1	
DIV. I NON-CONF.	8- 2	51	0- 0	17	20	12	12	1	1	
TOTALS	RPI 1-25	RPI 26-50	W-L RECORDS	RPI 51-100	RPI 101-150	RPI 150+				
19- 6	2- 3	4- 2	OVERALL	7- 1	1- 0	5- 0				
11- 1	2- 1	4- 0	HOME	3- 0	0- 0	2- 0				
7- 4	0- 0	0- 0	AWAY	4- 0	1- 0	2- 0				
1- 1	0- 1	0- 0	NEUTRAL	0- 0	0- 0	1- 0				
8- 2	0- 2	2- 0	NON-CONFERENCE	2- 0	0- 0	4- 0				
4- 1	0- 1	2- 0	HOME	0- 0	0- 0	2- 0				
3- 0	0- 0	0- 0	AWAY	2- 0	0- 0	1- 0				
1- 1	0- 1	0- 0	NEUTRAL	0- 0	0- 0	1- 0				
11- 4	2- 1	2- 2	CONFERENCE	5- 1	1- 0	1- 0				
7- 0	2- 0	2- 0	HOME	3- 0	0- 0	0- 0				
4- 4	0- 1	0- 2	AWAY	2- 1	1- 0	1- 0				
0- 0	0- 0	0- 0	NEUTRAL	0- 0	0- 0	0- 0				

RPI S	Opponent	Score	RPI S	Opponent	Score	RPI S	Opponent	Score	RPI S	Opponent	Score
1 N	Notre Dame	84 92	30 A	Washington	56 64	59 H	Oregon	80 69	113 A	Arizona	73 39
3 H	South Carolina	65 68	30 H	Washington	63 59	65 A	Michigan	86 77	176 N	Louisiana Tech	68 57
6 H	Stanford	56 36	35 H	James Madison	90 61	66 A	UC Riverside	70 56	179 A	Colorado	82 64
7 A	Arizona St.	61 65	39 A	Southern California	68 71	70 A	Utah	69 63	187 A	Sacramento St.	109 76
9 H	Oregon St.	71 51	39 H	Southern California	78 73	73 A	Washington St.	75 73	245 H	CSU Bakersfield	82 68
			42 H	St. John's (NY)	73 58	73 H	Washington St.	73 61	332 H	UC Irvine	83 48
						77 A	California	104 108			
						77 H	California	75 56			
LAST 12 Division I GAMES:											
30 H	Washington	63 59	6 H	Stanford	56 36						
73 H	Washington St.	73 61	77 H	California	75 56						
113 A	Arizona	73 39	73 A	Washington St.	75 73						
7 A	Arizona St.	61 65	30 A	Washington	56 64						
70 A	Utah	69 63	39 A	Southern California	68 71						
179 A	Colorado	82 64	9 H	Oregon St.	71 51						

Non-Div I Games:

UCLA

■ Loss, 
 ■ Non-Conf, S Site, 
 ■ Home 
 ■ Away 
 N Neutral

Average RPI Win:	107	WON-LOST	WINNING	LAST 10	STRENGTH OF	OPP. STRENGTH	TEAM	ADJ.	CONF.	ADJ CONF.
Average RPI Loss:	0	RECORD	PCT. RANK	GAMES	SCHEDULE	OF SCHEDULE	RPI	RPI	RPI	RPI
DIV. I ONLY	24- 0	1	10- 0	15	24	2	2	8	8	
DIV. I NON-CONF.	11- 0	1	1- 0	1	1	1	1	7	7	
TOTALS	RPI 1-25	RPI 26-50	W-L RECORDS	RPI 51-100	RPI 101-150	RPI 150+				
24- 0	6- 0	2- 0	OVERALL	5- 0	3- 0	8- 0				
9- 0	1- 0	1- 0	HOME	2- 0	2- 0	3- 0				
13- 0	3- 0	1- 0	AWAY	3- 0	1- 0	5- 0				
2- 0	2- 0	0- 0	NEUTRAL	0- 0	0- 0	0- 0				
11- 0	6- 0	1- 0	NON-CONFERENCE	2- 0	1- 0	1- 0				
4- 0	1- 0	1- 0	HOME	1- 0	1- 0	0- 0				
5- 0	3- 0	0- 0	AWAY	1- 0	0- 0	1- 0				
2- 0	2- 0	0- 0	NEUTRAL	0- 0	0- 0	0- 0				
13- 0	0- 0	1- 0	CONFERENCE	3- 0	2- 0	7- 0				
5- 0	0- 0	0- 0	HOME	1- 0	1- 0	3- 0				
8- 0	0- 0	1- 0	AWAY	2- 0	1- 0	4- 0				
0- 0	0- 0	0- 0	NEUTRAL	0- 0	0- 0	0- 0				

RPI	S	Opponent	Score	RPI	S	Opponent	Score	RPI	S	Opponent	Score	RPI	S	Opponent	Score
1	H	Notre Dame	91 81	43	A	South Fla.	75 59	61	A	Chattanooga	79 31	109	A	Memphis	86 46
3	A	South Carolina	66 54	48	H	Kansas St.	97 57	63	A	Temple	85 60	109	H	Memphis	83 40
5	A	Ohio St.	100 56					63	H	Temple	104 49	123	H	LSU	86 40
11	N	Maryland	83 73					68	H	Nebraska	88 46	158	A	SMU	90 37
13	N	Florida St.	73 49					78	A	Tulane	96 38	174	H	East Carolina	92 46
20	A	DePaul	86 70									185	A	Tulsa	94 30
												185	H	Tulsa	95 35
												219	A	Cincinnati	107 45
												258	A	Houston	76 37
												270	H	UCF	106 51
												291	A	Colgate	94 50
LAST 12 Division I GAMES:															
63	A	Temple	85 60	158	A	SMU	90 37								
3	A	South Carolina	66 54	270	H	UCF	106 51								
174	H	East Carolina	92 46	63	H	Temple	104 49								
78	A	Tulane	96 38	109	A	Memphis	86 46								
109	H	Memphis	83 40	43	A	South Fla.	75 59								
185	A	Tulsa	94 30	258	A	Houston	76 37								





















































Non-Div I Games:

UConn

■ Loss, 
 ■ Non-Conf, S Site, 
 ■ Home 
 ■ Away 
 N Neutral







Average RPI Win: <b>252</b>	WON-LOST	WINNING	LAST 10	STRENGTH OF	OPP. STRENGTH	TEAM	ADJ.	CONF.	ADJ CONF.
Average RPI Loss: <b>123</b>	RECORD	PCT. RANK	GAMES	SCHEDULE	OF SCHEDULE	RPI	RPI	RPI	RPI
DIV. I ONLY	15- 10	116	5- 5	261	205	170	170	15	15
DIV. I NON-CONF.	9- 4	96	0- 0	311	212	168	168	18	18
TOTALS	RPI 1-25	RPI 26-50	W-L RECORDS	RPI 51-100	RPI 101-150	RPI 150+			
15- 10	0- 0	0- 1	OVERALL	1- 5	1- 1	13- 3			
7- 5	0- 0	0- 1	HOME	1- 2	0- 1	6- 1			
7- 5	0- 0	0- 0	AWAY	0- 3	1- 0	6- 2			
1- 0	0- 0	0- 0	NEUTRAL	0- 0	0- 0	1- 0			
9- 4	0- 0	0- 1	NON-CONFERENCE	1- 1	0- 0	8- 2			
4- 2	0- 0	0- 1	HOME	1- 0	0- 0	3- 1			
4- 2	0- 0	0- 0	AWAY	0- 1	0- 0	4- 1			
1- 0	0- 0	0- 0	NEUTRAL	0- 0	0- 0	1- 0			
6- 6	0- 0	0- 0	CONFERENCE	0- 4	1- 1	5- 1			
3- 3	0- 0	0- 0	HOME	0- 2	0- 1	3- 0			
3- 3	0- 0	0- 0	AWAY	0- 2	1- 0	2- 1			
0- 0	0- 0	0- 0	NEUTRAL	0- 0	0- 0	0- 0			

RPI 1-25	RPI 26-50	RPI 51-100	RPI 101+ Team's RPI: 170
RPI S Opponent Score	RPI S Opponent Score	RPI S Opponent Score	RPI S Opponent Score
	36  Penn 46  81	53  Albany (NY) 39  63	139  Stony Brook 69 65
		53  Albany (NY) 42  77	139  Stony Brook 60  69
		76  Maine 55  65	206  Hartford 57  65
		76  Maine 38  72	218  Morgan St. 65 46
		86  Saint Joseph's 45  104	220  Columbia 68  70
		88  Bucknell 65 52	232  Binghamton 62 51
			242  New Hampshire 65 55
			248  American 47 46
			259  Loyola Maryland 52 46
			272  Coppin St. 68 61
			279  La Salle 60 29
			286  Towson 51  61
			287  Rider 58 53
			287 N Rider 67 58
			290  Vermont 85 48
			304  UMES 55 52
			314  UMass Lowell 68 44
			314  UMass Lowell 68 52
LAST 12 Division I GAMES:			
314  UMass Lowell 68 52	206  Hartford 57  65		
139  Stony Brook 69 65	314  UMass Lowell 68 44		
76  Maine 38  72	139  Stony Brook 60  69		
53  Albany (NY) 39  63	76  Maine 55  65		
242  New Hampshire 65 55	53  Albany (NY) 42  77		
232  Binghamton 62 51	290  Vermont 85 48		

Non-Div I Games:

UMBC

 Loss, 
  Non-Conf, 
 S Site, 
  Home 
  Away 
 N Neutral

UMES				STRENGTH OF SCHEDULE	OPP. STRENGTH OF SCHEDULE	TEAM RPI	ADJ. RPI	CONF. RPI	ADJ CONF. RPI
Average RPI Win:	279	WON-LOST RECORD	WINNING PCT. RANK						
Average RPI Loss:	197		LAST 10 GAMES						
DIV. I ONLY	6- 16	283	4- 6	274	317	304	304	30	30
DIV. I NON-CONF.	1- 10	330	0- 3	73	259	283	283	30	30
TOTALS	RPI 1-25	RPI 26-50	W-L RECORDS	RPI 51-100	RPI 101-150	RPI 150+			
6- 16	0- 2	0- 0	OVERALL	0- 1	0- 2	6- 11			
3- 8	0- 1	0- 0	HOME	0- 1	0- 0	3- 6			
3- 8	0- 1	0- 0	AWAY	0- 0	0- 2	3- 5			
0- 0	0- 0	0- 0	NEUTRAL	0- 0	0- 0	0- 0			
1- 10	0- 2	0- 0	NON-CONFERENCE	0- 1	0- 2	1- 5			
1- 5	0- 1	0- 0	HOME	0- 1	0- 0	1- 3			
0- 5	0- 1	0- 0	AWAY	0- 0	0- 2	0- 2			
0- 0	0- 0	0- 0	NEUTRAL	0- 0	0- 0	0- 0			
5- 6	0- 0	0- 0	CONFERENCE	0- 0	0- 0	5- 6			
2- 3	0- 0	0- 0	HOME	0- 0	0- 0	2- 3			
3- 3	0- 0	0- 0	AWAY	0- 0	0- 0	3- 3			
0- 0	0- 0	0- 0	NEUTRAL	0- 0	0- 0	0- 0			

RPI 1-25				RPI 26-50				RPI 51-100				RPI 101+ Team's RPI: 304			
RPI	S	Opponent	Score	RPI	S	Opponent	Score	RPI	S	Opponent	Score	RPI	S	Opponent	Score
11	H	Maryland	30 106					89	H	Georgetown	60 71	105	A	VCU	39 63
21	A	Duquesne	59 95									138	A	Xavier	56 61
												161	H	Old Dominion	52 69
												162	H	Hampton	55 76
												170	H	UMBC	52 55
												172	A	Northeastern	49 60
												205	H	USC Upstate	78 59
												218	H	Morgan St.	69 77
												255	H	Bethune-Cookman	76 71
												264	A	N.C. A&T	56 50
												272	A	Coppin St.	54 61
												292	A	UNCG	51 71
												301	A	Savannah St.	42 60
												311	A	South Carolina St.	63 56
												318	H	Howard	62 59
												323	A	Delaware St.	70 61
												339	H	Mt. St. Mary's	50 57
												346	H	Norfolk St.	63 74
												348	A	N.C. Central	46 49
LAST 12 Division I GAMES:															
323	A	Delaware St.	70 61	311	A	South Carolina St.	63 56								
346	H	Norfolk St.	63 74	301	A	Savannah St.	42 60								
162	H	Hampton	55 76	218	H	Morgan St.	69 77								
318	H	Howard	62 59	292	A	UNCG	51 71								
272	A	Coppin St.	54 61	161	H	Old Dominion	52 69								
255	H	Bethune-Cookman	76 71	11	H	Maryland	30 106								

Non-Div I Games: Cheyney 76 46

UMES

■ Loss, 
 ■ Non-Conf, 
 ■ S Site, 
 ■ H Home 
 ■ A Away 
 N Neutral

Average RPI Win:	236	WON-LOST	WINNING	LAST 10	STRENGTH OF	OPP. STRENGTH	TEAM	ADJ.	CONF.	ADJ CONF.
Average RPI Loss:	222	RECORD	PCT. RANK	GAMES	SCHEDULE	OF SCHEDULE	RPI	RPI	RPI	RPI
DIV. I ONLY	7- 14	257	4- 6	332	240	295	295	25	25	
DIV. I NON-CONF.	3- 8	258	1- 1	331	215	316	316	25	25	
TOTALS	RPI 1-25	RPI 26-50	W-L RECORDS	RPI 51-100	RPI 101-150	RPI 150+				
7- 14	0- 0	0- 0	OVERALL	0- 1	0- 1	7- 12				
2- 6	0- 0	0- 0	HOME	0- 0	0- 1	2- 5				
5- 8	0- 0	0- 0	AWAY	0- 1	0- 0	5- 7				
0- 0	0- 0	0- 0	NEUTRAL	0- 0	0- 0	0- 0				
3- 8	0- 0	0- 0	NON-CONFERENCE	0- 1	0- 0	3- 7				
1- 3	0- 0	0- 0	HOME	0- 0	0- 0	1- 3				
2- 5	0- 0	0- 0	AWAY	0- 1	0- 0	2- 4				
0- 0	0- 0	0- 0	NEUTRAL	0- 0	0- 0	0- 0				
4- 6	0- 0	0- 0	CONFERENCE	0- 0	0- 1	4- 5				
1- 3	0- 0	0- 0	HOME	0- 0	0- 1	1- 2				
3- 3	0- 0	0- 0	AWAY	0- 0	0- 0	3- 3				
0- 0	0- 0	0- 0	NEUTRAL	0- 0	0- 0	0- 0				

RPI 1-25			RPI 26-50			RPI 51-100			RPI 101+			Team's RPI: 295
RPI	S	Opponent	Score	RPI	S	Opponent	Score	RPI	S	Opponent	Score	
						95 A Northwestern	38 80			101 H New Mexico St.	62 68	
										165 H SIUE	58 63	
										184 A Milwaukee	48 70	
										195 A Kansas	47 44	
										198 A Southeast Mo. St.	65 78	
										204 A UTRGV	59 57	
										204 H UTRGV	53 62	
										218 A Morgan St.	59 50	
										222 A Utah Valley	71 79	
										230 A Grand Canyon	63 57	
										233 H Indiana St.	47 77	
										245 A CSU Bakersfield	56 40	
										245 H CSU Bakersfield	68 78	
										255 A Seattle	63 69	
										255 H Seattle	64 43	
										275 A Omaha	42 57	
										286 A Towson	47 70	
										308 H Denver	68 58	
										313 H North Florida	55 62	
										336 A Chicago St.	72 77	
LAST 12 Division I GAMES:												
						204 A UTRGV	59 57			204 H UTRGV	53 62	
						255 H Seattle	64 43			101 H New Mexico St.	62 68	
						245 H CSU Bakersfield	68 78			245 A CSU Bakersfield	56 40	
						336 A Chicago St.	72 77			255 A Seattle	63 69	
						230 A Grand Canyon	63 57			218 A Morgan St.	59 50	
						222 A Utah Valley	71 79			286 A Towson	47 70	

Non-Div I Games: Stephens College 76 46 Bethany (KS) 64 51

UMKC

Loss, Non-Conf, S Site, H Home A Away N Neutral

Average RPI Win:	296	WON-LOST	WINNING	LAST 10	STRENGTH OF	OPP. STRENGTH	TEAM	ADJ.	CONF.	ADJ CONF.
Average RPI Loss:	171	RECORD	PCT. RANK	GAMES	SCHEDULE	OF SCHEDULE	RPI	RPI	RPI	RPI
DIV. I ONLY	4- 21	327	1- 9	215	248	314	314	15	15	
DIV. I NON-CONF.	3- 9	272	0- 0	266	287	293	293	18	18	
TOTALS	RPI 1-25	RPI 26-50	W-L RECORDS	RPI 51-100	RPI 101-150	RPI 150+				
4- 21	0- 1	0- 1	OVERALL	0- 3	0- 3	4- 13				
2- 9	0- 0	0- 0	HOME	0- 2	0- 1	2- 6				
2- 12	0- 0	0- 0	AWAY	0- 0	0- 0	2- 0				
0- 0	0- 0	0- 0	NEUTRAL	0- 0	0- 0	0- 0				
3- 9	0- 1	0- 1	NON-CONFERENCE	0- 0	0- 1	3- 6				
2- 2	0- 0	0- 0	HOME	0- 0	0- 0	2- 2				
1- 7	0- 1	0- 1	AWAY	0- 0	0- 1	1- 4				
0- 0	0- 0	0- 0	NEUTRAL	0- 0	0- 0	0- 0				
1- 12	0- 0	0- 0	CONFERENCE	0- 3	0- 2	1- 7				
0- 7	0- 0	0- 0	HOME	0- 2	0- 1	0- 4				
1- 5	0- 0	0- 0	AWAY	0- 1	0- 1	1- 3				
0- 0	0- 0	0- 0	NEUTRAL	0- 0	0- 0	0- 0				

RPI 1-25				RPI 26-50				RPI 51-100				RPI 101+ Team's RPI: 314			
RPI	S	Opponent	Score	RPI	S	Opponent	Score	RPI	S	Opponent	Score	RPI	S	Opponent	Score
11	A	Maryland	53 102	29	A	Miami (FL)	53 84	53	H	Albany (NY)	55 85	112	A	Boston College	55 66
								76	A	Maine	44 74	139	A	Stony Brook	46 60
								76	H	Maine	46 73	139	H	Stony Brook	50 64
												170	A	UMBC	52 68
												170	H	UMBC	44 68
												191	A	Rhode Island	64 72
												206	A	Hartford	59 72
												206	H	Hartford	70 75
												220	H	Columbia	57 67
												223	H	Bryant	64 83
												232	H	Binghamton	70 75
												239	A	Massachusetts	58 84
												242	A	New Hampshire	61 65
												243	H	Holy Cross	75 67
												276	A	Central Conn. St.	53 64
												289	A	FIU	68 71
												290	A	Vermont	68 66
												290	H	Vermont	51 59
												303	A	Fairleigh Dickinson	78 67
												347	H	Boston U.	70 57
LAST 12 Division I GAMES:															
170	A	UMBC	52 68	232	H	Binghamton	70 75								
76	H	Maine	46 73	242	A	New Hampshire	61 65								
290	A	Vermont	68 66	290	H	Vermont	51 59								
139	A	Stony Brook	46 60	170	H	UMBC	44 68								
206	H	Hartford	70 75	76	A	Maine	44 74								
53	H	Albany (NY)	55 85	139	H	Stony Brook	50 64								

Non-Div I Games:

UMass Lowell

■ Loss, 
 ■ Non-Conf, 
 ■ S Site, 
 ■ H Home 
 ■ A Away 
 N Neutral

## UNC Asheville

Through Games Of Feb. 14, 2016

Average RPI Win:	266	WON-LOST	WINNING	LAST 10	STRENGTH OF	OPP. STRENGTH	TEAM	ADJ.	CONF.	ADJ CONF.
Average RPI Loss:	173	RECORD	PCT. RANK	GAMES	SCHEDULE	OF SCHEDULE	RPI	RPI	RPI	RPI
DIV. I ONLY	18- 4	27	9- 1	336	281	126	126	27	27	
DIV. I NON-CONF.	5- 2	86	0- 0	340	263	180	180	29	29	
TOTALS	RPI 1-25	RPI 26-50	W-L RECORDS	RPI 51-100	RPI 101-150	RPI 150+				
18- 4	0- 0	0- 0	OVERALL	1- 1	0- 1	17- 2				
8- 1	0- 0	0- 0	HOME	1- 0	0- 0	7- 1				
10- 3	0- 0	0- 0	AWAY	0- 0	0- 0	10- 0				
0- 0	0- 0	0- 0	NEUTRAL	0- 0	0- 0	0- 0				
5- 2	0- 0	0- 0	NON-CONFERENCE	0- 0	0- 1	5- 1				
3- 0	0- 0	0- 0	HOME	0- 0	0- 0	3- 0				
2- 2	0- 0	0- 0	AWAY	0- 0	0- 1	2- 1				
0- 0	0- 0	0- 0	NEUTRAL	0- 0	0- 0	0- 0				
13- 2	0- 0	0- 0	CONFERENCE	1- 1	0- 0	12- 1				
5- 1	0- 0	0- 0	HOME	1- 0	0- 0	4- 1				
8- 1	0- 0	0- 0	AWAY	0- 1	0- 0	8- 0				
0- 0	0- 0	0- 0	NEUTRAL	0- 0	0- 0	0- 0				

RPI 1-25			RPI 26-50			RPI 51-100			RPI 101+			Team's RPI: 126					
RPI	S	Opponent	Score	RPI	S	Opponent	Score	RPI	S	Opponent	Score	RPI	S	Opponent	Score		
								98	A	Liberty	53	71	140	A	ETSU	68	74
								98	H	Liberty	56	51	202	A	Radford	54	46
													205	H	USC Upstate	68	59
													212	H	Gardner-Webb	56	58
													215	H	Furman	84	71
													225	A	Presbyterian	72	63
													225	H	Presbyterian	68	59
													241	A	Clemson	49	67
													252	A	High Point	82	81
													284	A	Campbell	72	58
													292	H	UNCG	95	52
													299	A	Western Caro.	67	45
													305	A	Coastal Caro.	63	52
													305	H	Coastal Caro.	77	69
													307	A	Charleston So.	58	50
													310	A	Wofford	70	63
													312	A	Winthrop	67	59
													312	H	Winthrop	63	55
													316	A	Longwood	61	54
													316	H	Longwood	81	42
LAST 12 Division I GAMES:																	
				98	H	Liberty	56	51					252	A	High Point	82	81
				316	A	Longwood	61	54					212	H	Gardner-Webb	56	58
				305	H	Coastal Caro.	77	69					316	H	Longwood	81	42
				312	A	Winthrop	67	59					307	A	Charleston So.	58	50
				202	A	Radford	54	46					98	A	Liberty	53	71
				225	H	Presbyterian	68	59					284	A	Campbell	72	58

Non-Div I Games: Montreat 89 41 Warren Wilson 108 47

UNC Asheville

Loss, Non-Conf, S Site, H Home A Away N Neutral

Average RPI Win:	309	WON-LOST	WINNING	LAST 10	STRENGTH OF	OPP. STRENGTH	TEAM	ADJ.	CONF.	ADJ CONF.
Average RPI Loss:	153	RECORD	PCT. RANK	GAMES	SCHEDULE	OF SCHEDULE	RPI	RPI	RPI	RPI
DIV. I ONLY	6- 17	285	0- 10	194	272	292	292	17	17	
DIV. I NON-CONF.	6- 6	160	1- 0	263	339	212	212	16	16	
TOTALS	RPI 1-25	RPI 26-50	W-L RECORDS	RPI 51-100	RPI 101-150	RPI 150+				
6- 17	0- 1	0- 0	OVERALL	0- 3	0- 7	6- 6				
4- 7	0- 0	0- 0	HOME	0- 1	0- 3	4- 3				
1- 10	0- 1	0- 0	AWAY	0- 2	0- 4	1- 3				
1- 0	0- 0	0- 0	NEUTRAL	0- 0	0- 0	1- 0				
6- 6	0- 1	0- 0	NON-CONFERENCE	0- 1	0- 1	6- 3				
4- 1	0- 0	0- 0	HOME	0- 0	0- 0	4- 1				
1- 5	0- 1	0- 0	AWAY	0- 1	0- 1	1- 2				
1- 0	0- 0	0- 0	NEUTRAL	0- 0	0- 0	1- 0				
0- 11	0- 0	0- 0	CONFERENCE	0- 2	0- 6	0- 3				
0- 6	0- 0	0- 0	HOME	0- 1	0- 3	0- 2				
0- 5	0- 0	0- 0	AWAY	0- 1	0- 3	0- 1				
0- 0	0- 0	0- 0	NEUTRAL	0- 0	0- 0	0- 0				

RPI 1-25				RPI 26-50				RPI 51-100				RPI 101+ Team's RPI: 292			
RPI	S	Opponent	Score	RPI	S	Opponent	Score	RPI	S	Opponent	Score	RPI	S	Opponent	Score
3	A	South Carolina	44 92					61	A	Chattanooga	61 72	120	A	Mercer	47 81
								61	H	Chattanooga	53 74	120	H	Mercer	78 86
								78	A	Tulane	53 74	122	A	Samford	49 80
												122	H	Samford	52 57
												126	A	UNC Asheville	52 95
												140	A	ETSU	73 89
												140	H	ETSU	77 80
												205	A	USC Upstate	61 84
												212	A	Gardner-Webb	57 59
												215	H	Furman	59 75
												252	H	High Point	82 72
												274	H	Tennessee Tech	64 73
												293	N	Cleveland St.	55 51
												299	A	Western Caro.	72 84
												304	H	UMES	71 51
												310	H	Wofford	56 58
												316	H	Longwood	81 60
												340	A	New Orleans	81 79
												348	H	N.C. Central	103 56
LAST 12 Division I GAMES:															
140	H	ETSU	77 80	310	H	Wofford	56 58	61	A	Chattanooga	61 72				
61	H	Chattanooga	53 74	140	A	ETSU	73 89	122	H	Samford	52 57				
120	A	Mercer	47 81	120	H	Mercer	78 86								
122	A	Samford	49 80	299	A	Western Caro.	72 84	348	H	N.C. Central	103 56				
299	A	Western Caro.	72 84												
215	H	Furman	59 75												

Non-Div I Games: Barton 82 55 Pfeiffer 71 52 Francis Marion 63 66

UNCG

Loss, Non-Conf, S Site, H Home A Away N Neutral

Average RPI Win:	266	WON-LOST	WINNING	LAST 10	STRENGTH OF	OPP. STRENGTH	TEAM	ADJ.	CONF.	ADJ CONF.
Average RPI Loss:	118	RECORD	PCT. RANK	GAMES	SCHEDULE	OF SCHEDULE	RPI	RPI	RPI	RPI
DIV. I ONLY	6- 17	285	2- 8	152	159	261	261	13	13	
DIV. I NON-CONF.	3- 7	248	0- 0	175	195	240	240	12	12	
TOTALS	RPI 1-25	RPI 26-50	W-L RECORDS	RPI 51-100	RPI 101-150	RPI 150+				
6- 17	0- 0	0- 2	OVERALL	0- 7	1- 1	5- 7				
3- 9	0- 0	0- 1	HOME	0- 4	1- 0	2- 4				
3- 8	0- 0	0- 1	AWAY	0- 3	0- 1	3- 3				
0- 0	0- 0	0- 0	NEUTRAL	0- 0	0- 0	0- 0				
3- 7	0- 0	0- 1	NON-CONFERENCE	0- 2	1- 1	2- 3				
1- 4	0- 0	0- 1	HOME	0- 1	1- 0	0- 2				
2- 3	0- 0	0- 0	AWAY	0- 1	0- 1	2- 1				
0- 0	0- 0	0- 0	NEUTRAL	0- 0	0- 0	0- 0				
3- 10	0- 0	0- 1	CONFERENCE	0- 5	0- 0	3- 4				
2- 5	0- 0	0- 0	HOME	0- 3	0- 0	2- 2				
1- 5	0- 0	0- 1	AWAY	0- 2	0- 0	1- 2				
0- 0	0- 0	0- 0	NEUTRAL	0- 0	0- 0	0- 0				

RPI S	Opponent	Score	RPI S	Opponent	Score	RPI S	Opponent	Score	RPI S	Opponent	Score	Team's RPI: 261
28	H Ohio	59 75	35	A James Madison	40 60	51	A Duke	56 78	105	A VCU	45 58	
						61	H Chattanooga	33 61	146	H Jacksonville	51 49	
						67	H Hofstra	64 68	155	H Davidson	50 77	
						87	A Drexel	60 66	172	H Northeastern	66 72	
						87	H Drexel	57 71	173	A Delaware	59 67	
						93	A Elon	53 70	181	H Stetson	49 52	
						93	H Elon	60 67	200	H Col. of Charleston	53 64	
									203	A Richmond	53 63	
									221	A William & Mary	65 77	
									221	H William & Mary	59 44	
									286	A Towson	52 49	
									286	H Towson	53 51	
									313	A North Florida	63 47	
									346	A Norfolk St.	61 57	
LAST 12 Division I GAMES:												
87	A Drexel	60 66	93	A Elon	53 70							
172	H Northeastern	66 72	221	A William & Mary	65 77							
221	H William & Mary	59 44	200	H Col. of Charleston	53 64							
87	H Drexel	57 71	67	H Hofstra	64 68							
35	A James Madison	40 60	286	A Towson	52 49							
286	H Towson	53 51	173	A Delaware	59 67							

Non-Div I Games: UNC Pembroke 68 43

UNCW

■ Loss, 
 ■ Non-Conf, 
 ■ S Site, 
 ■ H Home 
 ■ A Away 
 N Neutral

UNI				STRENGTH OF SCHEDULE	OPP. STRENGTH OF SCHEDULE	TEAM RPI	ADJ. RPI	CONF. RPI	ADJ CONF. RPI
Average RPI Win:	212	WON-LOST RECORD	WINNING PCT. RANK						
Average RPI Loss:	102		LAST 10 GAMES						
DIV. I ONLY	14- 9	107	8- 2	160	133	121	121	21	21
DIV. I NON-CONF.	4- 6	201	0- 0	35	23	139	139	17	17
TOTALS	RPI 1-25	RPI 26-50	W-L RECORDS	RPI 51-100	RPI 101-150	RPI 150+			
14- 9	0- 0	0- 1	OVERALL	3- 3	2- 4	9- 1			
6- 4	0- 0	0- 0	HOME	1- 2	0- 2	5- 0			
6- 4	0- 0	0- 0	AWAY	1- 1	1- 2	4- 1			
2- 1	0- 0	0- 1	NEUTRAL	1- 0	1- 0	0- 0			
4- 6	0- 0	0- 1	NON-CONFERENCE	2- 2	1- 3	1- 0			
2- 2	0- 0	0- 0	HOME	1- 1	0- 1	1- 0			
0- 3	0- 0	0- 0	AWAY	0- 1	0- 2	0- 0			
2- 1	0- 0	0- 1	NEUTRAL	1- 0	1- 0	0- 0			
10- 3	0- 0	0- 0	CONFERENCE	1- 1	1- 1	8- 1			
4- 2	0- 0	0- 0	HOME	0- 1	0- 1	4- 0			
6- 1	0- 0	0- 0	AWAY	1- 0	1- 0	4- 1			
0- 0	0- 0	0- 0	NEUTRAL	0- 0	0- 0	0- 0			

RPI 1-25			RPI 26-50			RPI 51-100			RPI 101+ Team's RPI: 121		
RPI S	Opponent	Score	RPI S	Opponent	Score	RPI S	Opponent	Score	RPI S	Opponent	Score
			34 N	Seton Hall	49 57	56 H	Iowa	65 80	103 H	Iowa St.	75 84
						62 A	South Dakota St.	86 89	107 A	Drake	79 73
						79 H	South Dakota	64 43	119 N	Akron	59 51
						84 N	Georgia Tech	61 58	128 A	North Dakota	59 64
						85 A	Missouri St.	65 60	142 A	Creighton	61 69
						85 H	Missouri St.	75 78	145 H	Southern Ill.	60 65
									167 A	Loyola Chicago	60 64
									185 H	Tulsa	75 59
									233 A	Indiana St.	61 45
									233 H	Indiana St.	53 42
									294 A	Wichita St.	55 44
									294 H	Wichita St.	69 48
									298 A	Bradley	55 47
									315 A	Illinois St.	61 35
									315 H	Illinois St.	65 51
									322 H	Evansville	62 51
LAST 12 Division I GAMES:											
315 A	Illinois St.	61 35	107 A	Drake	79 73						
233 A	Indiana St.	61 45	233 H	Indiana St.	53 42						
294 H	Wichita St.	69 48	315 H	Illinois St.	65 51						
85 H	Missouri St.	75 78	85 A	Missouri St.	65 60						
298 A	Bradley	55 47	294 A	Wichita St.	55 44						
167 A	Loyola Chicago	60 64	145 H	Southern Ill.	60 65						

Non-Div I Games: Rockhurst 58 39

UNI

■ Loss, 
 ■ Non-Conf, 
 ■ S Site, 
 ■ Home 
 ■ A Away 
 N Neutral



UNLV		WON-LOST		WINNING		LAST 10		STRENGTH OF		OPP. STRENGTH		TEAM		ADJ.		CONF.		ADJ CONF.	
Average RPI Win: 269		RECORD		PCT. RANK		GAMES		SCHEDULE		OF SCHEDULE		RPI		RPI		RPI		RPI	
Average RPI Loss: 111																			
DIV. I ONLY		12- 11		158		5- 5		205		220		182		182		19		19	
DIV. I NON-CONF.		6- 4		125		0- 0		267		228		183		183		20		20	
TOTALS		RPI 1-25		RPI 26-50		W-L RECORDS		RPI 51-100		RPI 101-150		RPI 150+							
12- 11		0- 0		0- 4		OVERALL		0- 0		0- 5		12- 2							
8- 3		0- 0		0- 1		HOME		0- 0		0- 2		8- 0							
4- 7		0- 0		0- 2		AWAY		0- 0		0- 3		4- 2							
0- 1		0- 0		0- 1		NEUTRAL		0- 0		0- 0		0- 0							
6- 4		0- 0		0- 2		NON-CONFERENCE		0- 0		0- 2		6- 0							
4- 1		0- 0		0- 0		HOME		0- 0		0- 1		4- 0							
2- 2		0- 0		0- 1		AWAY		0- 0		0- 1		2- 0							
0- 1		0- 0		0- 1		NEUTRAL		0- 0		0- 0		0- 0							
6- 7		0- 0		0- 2		CONFERENCE		0- 0		0- 3		6- 2							
4- 2		0- 0		0- 1		HOME		0- 0		0- 1		4- 0							
2- 5		0- 0		0- 1		AWAY		0- 0		0- 2		2- 2							
0- 0		0- 0		0- 0		NEUTRAL		0- 0		0- 0		0- 0							

RPI 1-25			RPI 26-50			RPI 51-100			RPI 101+			Team's RPI: 182	
RPI	S	Opponent	Score	RPI	S	Opponent	Score	RPI	S	Opponent	Score		
				32	N	UTEP	52 60			107	H	Drake	68 76
				39	A	Southern California	42 73			137	A	Boise St.	56 75
				45	A	Colorado St.	52 83			147	A	Fresno St.	54 58
				45	H	Colorado St.	56 64			147	H	Fresno St.	52 57
										148	A	Long Beach St.	63 67
										164	H	George Mason	67 59
										186	A	New Mexico	53 67
										186	H	New Mexico	57 48
										189	A	San Jose St.	61 69
										217	H	Utah St.	46 38
										236	H	Wyoming	66 37
										247	A	San Diego St.	55 41
										258	A	Houston	63 60
										265	H	Pepperdine	83 63
										326	A	A&M-Corpus Christi	65 51
										329	H	Nevada	65 59
										330	H	Southern Utah	79 44
										332	H	UC Irvine	72 52
										342	A	Air Force	60 56
LAST 12 Division I GAMES:													
				45	A	Colorado St.	52 83			329	H	Nevada	65 59
				189	A	San Jose St.	61 69			217	H	Utah St.	46 38
				147	H	Fresno St.	52 57			342	A	Air Force	60 56
				186	H	New Mexico	57 48			186	A	New Mexico	53 67
				247	A	San Diego St.	55 41			236	H	Wyoming	66 37
				137	A	Boise St.	56 75			45	H	Colorado St.	56 64

Non-Div I Games: Cal St. San Marcos 62 43

UNLV

Loss, Non-Conf, S Site, H Home A Away N Neutral

Average RPI Win:	299	WON-LOST	WINNING	LAST 10	STRENGTH OF	OPP. STRENGTH	TEAM	ADJ.	CONF.	ADJ CONF.
Average RPI Loss:	138	RECORD	PCT. RANK	GAMES	SCHEDULE	OF SCHEDULE	RPI	RPI	RPI	RPI
DIV. I ONLY	14- 8	95	8- 2	339	267	205	205	29	29	
DIV. I NON-CONF.	6- 6	160	1- 0	339	262	259	259	27	27	
TOTALS	RPI 1-25	RPI 26-50	W-L RECORDS	RPI 51-100	RPI 101-150	RPI 150+				
14- 8	0- 0	0- 0	OVERALL	0- 3	0- 3	14- 2				
7- 2	0- 0	0- 0	HOME	0- 0	0- 1	7- 1				
7- 6	0- 0	0- 0	AWAY	0- 3	0- 2	7- 1				
0- 0	0- 0	0- 0	NEUTRAL	0- 0	0- 0	0- 0				
6- 6	0- 0	0- 0	NON-CONFERENCE	0- 2	0- 2	6- 2				
3- 1	0- 0	0- 0	HOME	0- 0	0- 0	3- 1				
3- 5	0- 0	0- 0	AWAY	0- 2	0- 2	3- 1				
0- 0	0- 0	0- 0	NEUTRAL	0- 0	0- 0	0- 0				
8- 2	0- 0	0- 0	CONFERENCE	0- 1	0- 1	8- 0				
4- 1	0- 0	0- 0	HOME	0- 0	0- 1	4- 0				
4- 1	0- 0	0- 0	AWAY	0- 1	0- 0	4- 0				
0- 0	0- 0	0- 0	NEUTRAL	0- 0	0- 0	0- 0				

RPI S	Opponent	Score	RPI S	Opponent	Score	RPI S	Opponent	Score	RPI S	Opponent	Score	Team's RPI: 205
						64	A FGCU	43 54	102	A North Carolina	40 80	
						65	A Michigan	61 119	126	A UNC Asheville	59 68	
						84	A Georgia Tech	46 87	146	H Jacksonville	43 49	
									181	A Stetson	61 56	
									181	H Stetson	73 58	
									215	H Furman	63 75	
									292	H UNCG	84 61	
									296	A Morehead St.	86 72	
									297	A Kennesaw St.	61 53	
									297	H Kennesaw St.	66 57	
									299	H Western Caro.	68 59	
									304	A UMES	59 78	
									313	H North Florida	69 54	
									328	A IPFW	84 81	
									335	A Lipscomb	81 54	
									335	H Lipscomb	93 71	
									341	A NJIT	58 41	
									346	A Norfolk St.	82 62	
									348	H N.C. Central	68 46	
LAST 12 Division I GAMES:												
			181	H Stetson	73 58		146	H Jacksonville	43 49			
			297	A Kennesaw St.	61 53		181	A Stetson	61 56			
			335	H Lipscomb	93 71		64	A FGCU	43 54			
			297	H Kennesaw St.	66 57		341	A NJIT	58 41			
			335	A Lipscomb	81 54		299	H Western Caro.	68 59			
			313	H North Florida	69 54		348	H N.C. Central	68 46			

Non-Div I Games: Southern Wesleyan 84 51 Mars Hill 81 65 Bob Jones 96 46

USC Upstate

Loss, Non-Conf, S Site, H Home A Away N Neutral

Average RPI Win:	245	WON-LOST	WINNING	LAST 10	STRENGTH OF	OPP. STRENGTH	TEAM	ADJ.	CONF.	ADJ CONF.
Average RPI Loss:	117	RECORD	PCT. RANK	GAMES	SCHEDULE	OF SCHEDULE	RPI	RPI	RPI	RPI
DIV. I ONLY	11- 11	166	5- 5	131	190	144	144	16	16	
DIV. I NON-CONF.	4- 5	193	0- 0	21	114	102	102	14	14	
TOTALS	RPI 1-25	RPI 26-50	W-L RECORDS	RPI 51-100	RPI 101-150	RPI 150+				
11- 11	0- 1	0- 4	OVERALL	0- 0	1- 2	10- 4				
3- 6	0- 0	0- 3	HOME	0- 0	1- 1	2- 2				
8- 5	0- 1	0- 1	AWAY	0- 0	0- 1	8- 2				
0- 0	0- 0	0- 0	NEUTRAL	0- 0	0- 0	0- 0				
4- 5	0- 1	0- 3	NON-CONFERENCE	0- 0	1- 0	3- 1				
1- 3	0- 0	0- 2	HOME	0- 0	1- 0	0- 1				
3- 2	0- 1	0- 1	AWAY	0- 0	0- 0	3- 0				
0- 0	0- 0	0- 0	NEUTRAL	0- 0	0- 0	0- 0				
7- 6	0- 0	0- 1	CONFERENCE	0- 0	0- 2	7- 3				
2- 3	0- 0	0- 1	HOME	0- 0	0- 1	2- 1				
5- 3	0- 0	0- 0	AWAY	0- 0	0- 1	5- 2				
0- 0	0- 0	0- 0	NEUTRAL	0- 0	0- 0	0- 0				

RPI 1-25				RPI 26-50				RPI 51-100				RPI 101+ Team's RPI: 144			
RPI	S	Opponent	Score	RPI	S	Opponent	Score	RPI	S	Opponent	Score	RPI	S	Opponent	Score
4	A	Baylor	20 62	34	H	Seton Hall	54 61					135	H	Little Rock	55 59
				44	H	Arkansas St.	71 78					146	H	Jacksonville	56 54
				48	A	Kansas St.	41 61					150	A	La.-Lafayette	52 63
				49	H	Western Ky.	64 73					168	H	McNeese St.	57 63
												180	A	Troy	71 88
												209	A	South Ala.	55 59
												210	A	Texas St.	80 48
												234	A	Stephen F. Austin	67 63
												244	A	UTSA	51 47
												246	A	Houston Baptist	64 40
												254	A	Appalachian St.	76 45
												254	H	Appalachian St.	65 58
												268	A	Georgia St.	74 45
												268	H	Georgia St.	63 68
												277	A	Ga. Southern	53 41
												277	H	Ga. Southern	70 31
												285	A	La.-Monroe	60 50
LAST 12 Division I GAMES:															
254	H	Appalachian St.	65 58	135	H	Little Rock	55 59								
210	A	Texas St.	80 48	44	H	Arkansas St.	71 78								
268	A	Georgia St.	74 45	209	A	South Ala.	55 59								
277	A	Ga. Southern	53 41	180	A	Troy	71 88								
150	A	La.-Lafayette	52 63	254	A	Appalachian St.	76 45								
285	A	La.-Monroe	60 50	277	H	Ga. Southern	70 31								

Non-Div I Games: Missouri Valley 96 30

UT Arlington

■ Loss, 
 ■ Non-Conf, S Site, 
 ■ Home 
 ■ Away 
 N Neutral

Average RPI Win:	229	WON-LOST	WINNING	LAST 10	STRENGTH OF	OPP. STRENGTH	TEAM	ADJ.	CONF.	ADJ CONF.
Average RPI Loss:	110	RECORD	PCT. RANK	GAMES	SCHEDULE	OF SCHEDULE	RPI	RPI	RPI	RPI
DIV. I ONLY	17- 8	76	9- 1	242	162	100	100	24	24	
DIV. I NON-CONF.	7- 6	156	0- 0	116	48	98	98	23	23	
TOTALS	RPI 1-25	RPI 26-50	W-L RECORDS	RPI 51-100	RPI 101-150	RPI 150+				
17- 8	0- 1	0- 1	OVERALL	0- 3	4- 0	13- 3				
8- 1	0- 0	0- 1	HOME	0- 0	2- 0	6- 0				
8- 7	0- 1	0- 0	AWAY	0- 3	1- 0	7- 3				
1- 0	0- 0	0- 0	NEUTRAL	0- 0	1- 0	0- 0				
7- 6	0- 1	0- 1	NON-CONFERENCE	0- 3	4- 0	3- 1				
3- 1	0- 0	0- 1	HOME	0- 0	2- 0	1- 0				
3- 5	0- 1	0- 0	AWAY	0- 3	1- 0	2- 1				
1- 0	0- 0	0- 0	NEUTRAL	0- 0	1- 0	0- 0				
10- 2	0- 0	0- 0	CONFERENCE	0- 0	0- 0	10- 2				
5- 0	0- 0	0- 0	HOME	0- 0	0- 0	5- 0				
5- 2	0- 0	0- 0	AWAY	0- 0	0- 0	5- 2				
0- 0	0- 0	0- 0	NEUTRAL	0- 0	0- 0	0- 0				

RPI 1-25				RPI 26-50				RPI 51-100 Team's RPI: 100				RPI 101+			
RPI	S	Opponent	Score	RPI	S	Opponent	Score	RPI	S	Opponent	Score	RPI	S	Opponent	Score
18	A	Louisville	66 88	44	H	Arkansas St.	74 76	56	A	Iowa	56 62	122	H	Samford	52 50
								61	A	Chattanooga	46 61	128	N	North Dakota	84 58
								71	A	Vanderbilt	61 64	145	A	Southern Ill.	70 63
												148	H	Alabama	83 65
												165	A	SIUE	85 79
												166	A	Illinois	74 94
												197	A	Eastern Ky.	61 70
												198	A	Southeast Mo. St.	84 74
												198	H	Southeast Mo. St.	95 65
												219	A	Cincinnati	63 57
												262	H	Tennessee St.	77 50
												263	H	Miami (OH)	74 47
												266	H	Murray St.	92 62
												267	A	Austin Peay	70 80
												267	H	Austin Peay	75 51
												274	H	Tennessee Tech	67 53
												282	A	Jacksonville St.	63 53
												296	A	Morehead St.	85 67
												322	A	Evansville	75 48
												338	A	Eastern Ill.	65 39
LAST 12 Division I GAMES:															
267	A	Austin Peay	70 80	198	A	Southeast Mo. St.	84 74								
198	H	Southeast Mo. St.	95 65	338	A	Eastern Ill.	65 39								
165	A	SIUE	85 79	282	A	Jacksonville St.	63 53								
267	H	Austin Peay	75 51	274	H	Tennessee Tech	67 53								
266	H	Murray St.	92 62	296	A	Morehead St.	85 67								
262	H	Tennessee St.	77 50	197	A	Eastern Ky.	61 70								

Non-Div I Games:

UT Martin

■ Loss, 
 ■ Non-Conf, S Site, 
 ■ Home 
 ■ Away 
 N Neutral

Average RPI Win: <b>183</b>	WON-LOST	WINNING	LAST 10	STRENGTH OF	OPP. STRENGTH	TEAM	ADJ.	CONF.	ADJ CONF.
Average RPI Loss: <b>146</b>	RECORD	PCT. RANK	GAMES	SCHEDULE	OF SCHEDULE	RPI	RPI	RPI	RPI
DIV. I ONLY	20- 2	8	9- 1	154	164	32	32	12	12
DIV. I NON-CONF.	8- 1	23	0- 0	90	297	20	20	10	10
TOTALS	RPI 1-25	RPI 26-50	W-L RECORDS	RPI 51-100	RPI 101-150	RPI 150+			
20- 2	0- 0	1- 0	OVERALL	2- 0	2- 2	15- 0			
13- 0	0- 0	0- 0	HOME	2- 0	1- 0	10- 0			
6- 2	0- 0	1- 0	AWAY	0- 0	1- 2	4- 0			
1- 0	0- 0	0- 0	NEUTRAL	0- 0	0- 0	1- 0			
8- 1	0- 0	0- 0	NON-CONFERENCE	1- 0	1- 1	6- 0			
6- 0	0- 0	0- 0	HOME	1- 0	0- 0	5- 0			
1- 1	0- 0	0- 0	AWAY	0- 0	1- 1	0- 0			
1- 0	0- 0	0- 0	NEUTRAL	0- 0	0- 0	1- 0			
12- 1	0- 0	1- 0	CONFERENCE	1- 0	1- 1	9- 0			
7- 0	0- 0	0- 0	HOME	1- 0	1- 0	5- 0			
5- 1	0- 0	1- 0	AWAY	0- 0	0- 1	4- 0			
0- 0	0- 0	0- 0	NEUTRAL	0- 0	0- 0	0- 0			

RPI 1-25			RPI 26-50		Team's RPI: 32		RPI 51-100			RPI 101+					
RPI	S	Opponent	Score	RPI	S	Opponent	Score	RPI	S	Opponent	Score	RPI	S	Opponent	Score
				49	A	Western Ky.	85 78	66	H	UC Riverside	68 57	101	A	New Mexico St.	71 65
								72	H	Middle Tenn.	84 73	141	H	UAB	62 54
												143	A	Marshall	64 79
												148	A	Long Beach St.	40 47
												151	H	Southern Miss.	72 64
												162	H	Hampton	78 54
												171	A	Fla. Atlantic	78 66
												171	H	Fla. Atlantic	75 47
												176	H	Louisiana Tech	86 80
												182	N	UNLV	60 52
												186	H	New Mexico	70 62
												224	H	Idaho St.	67 54
												226	A	North Texas	75 67
												240	A	Rice	60 54
												244	H	UTSA	62 55
												246	H	Houston Baptist	98 63
												269	H	Northern Ariz.	77 66
												289	A	FIU	69 57
												289	H	FIU	70 52
LAST 12 Division I GAMES:															
				171	H	Fla. Atlantic	75 47					289	A	FIU	69 57
				289	H	FIU	70 52					171	A	Fla. Atlantic	78 66
				49	A	Western Ky.	85 78					244	H	UTSA	62 55
				143	A	Marshall	64 79					141	H	UAB	62 54
				176	H	Louisiana Tech	86 80					72	H	Middle Tenn.	84 73
				151	H	Southern Miss.	72 64					226	A	North Texas	75 67

Non-Div I Games: Tex. Permian Basin 86 32

UTEP

■ Loss, 
 ■ Non-Conf, 
 ■ S Site, 
 ■ H Home 
 ■ A Away 
 N Neutral

Average RPI Win:	265	WON-LOST	WINNING	LAST 10	STRENGTH OF	OPP. STRENGTH	TEAM	ADJ.	CONF.	ADJ CONF.
Average RPI Loss:	150	RECORD	PCT. RANK	GAMES	SCHEDULE	OF SCHEDULE	RPI	RPI	RPI	RPI
DIV. I ONLY	11- 11	166	6- 4	295	199	204	204	25	25	
DIV. I NON-CONF.	5- 7	198	0- 1	268	97	186	186	25	25	
TOTALS	RPI 1-25	RPI 26-50	W-L RECORDS	RPI 51-100	RPI 101-150	RPI 150+				
11- 11	0- 2	0- 1	OVERALL	0- 1	0- 2	11- 5				
4- 3	0- 0	0- 0	HOME	0- 0	0- 1	4- 2				
6- 7	0- 2	0- 1	AWAY	0- 1	0- 1	6- 2				
1- 1	0- 0	0- 0	NEUTRAL	0- 0	0- 0	1- 1				
5- 7	0- 2	0- 1	NON-CONFERENCE	0- 1	0- 1	5- 2				
1- 0	0- 0	0- 0	HOME	0- 0	0- 0	1- 0				
3- 6	0- 2	0- 1	AWAY	0- 1	0- 1	3- 1				
1- 1	0- 0	0- 0	NEUTRAL	0- 0	0- 0	1- 1				
6- 4	0- 0	0- 0	CONFERENCE	0- 0	0- 1	6- 3				
3- 3	0- 0	0- 0	HOME	0- 0	0- 1	3- 2				
3- 1	0- 0	0- 0	AWAY	0- 0	0- 0	3- 1				
0- 0	0- 0	0- 0	NEUTRAL	0- 0	0- 0	0- 0				

RPI 1-25				RPI 26-50				RPI 51-100				RPI 101+ Team's RPI: 204			
RPI	S	Opponent	Score	RPI	S	Opponent	Score	RPI	S	Opponent	Score	RPI	S	Opponent	Score
16	A	Oklahoma St.	54 78	48	A	Kansas St.	43 61	92	A	TCU	67 71	101	H	New Mexico St.	57 68
19	A	Syracuse	32 91									106	A	Eastern Mich.	56 78
												174	N	East Carolina	59 70
												196	N	Cal Poly	66 58
												222	A	Utah Valley	57 71
												222	H	Utah Valley	61 48
												230	A	Grand Canyon	68 66
												230	H	Grand Canyon	52 28
												245	H	CSU Bakersfield	60 46
												255	H	Seattle	71 74
												258	A	Houston	55 45
												260	A	UC Santa Barbara	62 60
												295	A	UMKC	62 53
												295	H	UMKC	57 59
												321	A	Incarnate Word	68 50
												321	H	Incarnate Word	60 47
												326	A	A&M-Corpus Christi	46 49
												336	A	Chicago St.	64 56
LAST 12 Division I GAMES:															
295	H	UMKC	57 59	295	A	UMKC	62 53								
230	A	Grand Canyon	68 66	336	A	Chicago St.	64 56								
222	A	Utah Valley	57 71	222	H	Utah Valley	61 48								
101	H	New Mexico St.	57 68	230	H	Grand Canyon	52 28								
255	H	Seattle	71 74	19	A	Syracuse	32 91								
245	H	CSU Bakersfield	60 46	258	A	Houston	55 45								

Non-Div I Games: Concordia (TX) 90 44 Evangel 75 60 Texas Lutheran 90 38

UTRGV

Loss, Non-Conf, S Site, H Home A Away N Neutral

Average RPI Win: <b>219</b>	WON-LOST	WINNING	LAST 10	STRENGTH OF	OPP. STRENGTH	TEAM	ADJ.	CONF.	ADJ CONF.
Average RPI Loss: <b>138</b>	RECORD	PCT. RANK	GAMES	SCHEDULE	OF SCHEDULE	RPI	RPI	RPI	RPI
DIV. I ONLY	<b>6- 15</b>	<b>281</b>	<b>3- 7</b>	<b>119</b>	<b>139</b>	<b>244</b>	<b>244</b>	<b>12</b>	<b>12</b>
DIV. I NON-CONF.	<b>2- 6</b>	<b>272</b>	<b>0- 0</b>	<b>43</b>	<b>248</b>	<b>228</b>	<b>228</b>	<b>10</b>	<b>10</b>
TOTALS	RPI 1-25	RPI 26-50	W-L RECORDS	RPI 51-100	RPI 101-150	RPI 150+			
6- 15	0- 2	0- 2	OVERALL	0- 2	1- 2	5- 7			
5- 5	0- 0	0- 0	HOME	0- 1	1- 1	4- 3			
1- 10	0- 2	0- 2	AWAY	0- 1	0- 1	1- 4			
0- 0	0- 0	0- 0	NEUTRAL	0- 0	0- 0	0- 0			
2- 6	0- 2	0- 0	NON-CONFERENCE	0- 1	0- 1	2- 2			
2- 2	0- 0	0- 0	HOME	0- 0	0- 1	2- 1			
0- 4	0- 2	0- 0	AWAY	0- 1	0- 0	0- 1			
0- 0	0- 0	0- 0	NEUTRAL	0- 0	0- 0	0- 0			
4- 9	0- 0	0- 2	CONFERENCE	0- 1	1- 1	3- 5			
3- 3	0- 0	0- 0	HOME	0- 1	1- 0	2- 2			
1- 6	0- 0	0- 2	AWAY	0- 0	0- 1	1- 3			
0- 0	0- 0	0- 0	NEUTRAL	0- 0	0- 0	0- 0			

RPI 1-25				RPI 26-50				RPI 51-100				RPI 101+ Team's RPI: 244			
RPI	S	Opponent	Score	RPI	S	Opponent	Score	RPI	S	Opponent	Score	RPI	S	Opponent	Score
8	A	Texas	53 <b>90</b>	32	A	UTEP	55 <b>62</b>	60	A	Abilene Christian	60 <b>79</b>	141	H	UAB	54 52
24	A	Oklahoma	41 <b>80</b>	49	A	Western Ky.	65 <b>72</b>	72	H	Middle Tenn.	63 <b>74</b>	143	A	Marshall	76 <b>80</b>
												144	H	UT Arlington	47 <b>51</b>
												151	H	Southern Miss.	47 41
												171	A	Fla. Atlantic	51 <b>64</b>
												171	H	Fla. Atlantic	57 54
												176	H	Louisiana Tech	72 <b>82</b>
												210	A	Texas St.	64 <b>72</b>
												226	A	North Texas	58 <b>68</b>
												229	H	Texas Southern	44 <b>59</b>
												240	A	Rice	48 <b>49</b>
												246	H	Houston Baptist	79 50
												289	A	FIU	63 52
												289	H	FIU	54 <b>59</b>
												315	H	Illinois St.	77 51
LAST 12 Division I GAMES:															
289	H	FIU	54 <b>59</b>	171	A	Fla. Atlantic	51 <b>64</b>								
171	H	Fla. Atlantic	57 54	289	A	FIU	63 52								
143	A	Marshall	76 <b>80</b>	32	A	UTEP	55 <b>62</b>								
49	A	Western Ky.	65 <b>72</b>	72	H	Middle Tenn.	63 <b>74</b>								
151	H	Southern Miss.	47 41	141	H	UAB	54 52								
176	H	Louisiana Tech	72 <b>82</b>	240	A	Rice	48 <b>49</b>								

Non-Div I Games: Howard Payne 106 65 Tex. A&M-Kingsville 88 51

UTSA

Loss, Non-Conf, S Site, H Home A Away N Neutral

Average RPI Win:	154	WON-LOST	WINNING	LAST 10	STRENGTH OF	OPP. STRENGTH	TEAM	ADJ.	CONF.	ADJ CONF.
Average RPI Loss:	31	RECORD	PCT. RANK	GAMES	SCHEDULE	OF SCHEDULE	RPI	RPI	RPI	RPI
DIV. I ONLY	14- 11	140	3- 7	33	25	70	70	1	1	
DIV. I NON-CONF.	8- 3	77	0- 0	97	149	80	80	1	1	
TOTALS	RPI 1-25	RPI 26-50	W-L RECORDS	RPI 51-100	RPI 101-150	RPI 150+				
14- 11	0- 7	1- 1	OVERALL	3- 2	3- 1	7- 0				
10- 4	0- 2	1- 1	HOME	2- 1	2- 0	5- 0				
4- 5	0- 4	0- 0	AWAY	1- 1	1- 0	2- 0				
0- 2	0- 1	0- 0	NEUTRAL	0- 0	0- 1	0- 0				
8- 3	0- 2	0- 0	NON-CONFERENCE	1- 0	2- 1	5- 0				
7- 0	0- 0	0- 0	HOME	1- 0	2- 0	4- 0				
1- 1	0- 1	0- 0	AWAY	0- 0	0- 0	1- 0				
0- 2	0- 1	0- 0	NEUTRAL	0- 0	0- 1	0- 0				
6- 8	0- 5	1- 1	CONFERENCE	2- 2	1- 0	2- 0				
3- 4	0- 2	1- 1	HOME	1- 1	0- 0	1- 0				
3- 4	0- 3	0- 0	AWAY	1- 1	1- 0	1- 0				
0- 0	0- 0	0- 0	NEUTRAL	0- 0	0- 0	0- 0				

RPI 1-25				RPI 26-50				RPI 51-100 Team's RPI: 70				RPI 101+			
RPI	S	Opponent	Score	RPI	S	Opponent	Score	RPI	S	Opponent	Score	RPI	S	Opponent	Score
6	A	Stanford	52 72	30	H	Washington	88 83	59	A	Oregon	58 69	112	N	Boston College	51 76
7	A	Arizona St.	60 80	39	H	Southern California	59 70	59	H	Oregon	65 77	113	A	Arizona	60 55
9	A	Oregon St.	53 72					73	H	Washington St.	73 71	142	H	Creighton	74 58
9	H	Oregon St.	53 62					77	A	California	84 79	147	H	Fresno St.	78 63
10	H	UCLA	63 69					79	H	South Dakota	66 59	164	H	George Mason	74 62
12	A	BYU	59 73									179	A	Colorado	76 68
24	N	Oklahoma	55 70									179	H	Colorado	71 55
LAST 12 Division I GAMES:															
		9	A	Oregon St.	53	72		59	H	Oregon	65	77			
		59	A	Oregon	58	69		9	H	Oregon St.	53	62			
		179	A	Colorado	76	68		7	A	Arizona St.	60	80			
		179	H	Colorado	71	55		113	A	Arizona	60	55			
		10	H	UCLA	63	69		77	A	California	84	79			
		39	H	Southern California	59	70		6	A	Stanford	52	72			

Non-Div I Games:

Utah

■ Loss, 
 ■ Non-Conf, 
 ■ S Site, 
 ■ H Home 
 ■ A Away 
 N Neutral



Average RPI Win:	248	WON-LOST	WINNING	LAST 10	STRENGTH OF	OPP. STRENGTH	TEAM	ADJ.	CONF.	ADJ CONF.
Average RPI Loss:	145	RECORD	PCT. RANK	GAMES	SCHEDULE	OF SCHEDULE	RPI	RPI	RPI	RPI
DIV. I ONLY	9- 12	215	5- 5	216	189	217	217	19	19	
DIV. I NON-CONF.	3- 6	234	0- 0	209	125	220	220	20	20	
TOTALS	RPI 1-25	RPI 26-50	W-L RECORDS	RPI 51-100	RPI 101-150	RPI 150+				
9- 12	0- 1	0- 1	OVERALL	0- 1	0- 2	9- 7				
4- 5	0- 0	0- 1	HOME	0- 1	0- 1	4- 2				
4- 7	0- 1	0- 0	AWAY	0- 0	0- 1	4- 5				
1- 0	0- 0	0- 0	NEUTRAL	0- 0	0- 0	1- 0				
3- 6	0- 1	0- 0	NON-CONFERENCE	0- 1	0- 0	3- 4				
1- 2	0- 0	0- 0	HOME	0- 1	0- 0	1- 1				
1- 4	0- 1	0- 0	AWAY	0- 0	0- 0	1- 3				
1- 0	0- 0	0- 0	NEUTRAL	0- 0	0- 0	1- 0				
6- 6	0- 0	0- 1	CONFERENCE	0- 0	0- 2	6- 3				
3- 3	0- 0	0- 1	HOME	0- 0	0- 1	3- 1				
3- 3	0- 0	0- 0	AWAY	0- 0	0- 1	3- 2				
0- 0	0- 0	0- 0	NEUTRAL	0- 0	0- 0	0- 0				

RPI 1-25				RPI 26-50				RPI 51-100				RPI 101+ Team's RPI: 217			
RPI	S	Opponent	Score	RPI	S	Opponent	Score	RPI	S	Opponent	Score	RPI	S	Opponent	Score
12	A	BYU	69 81	45	H	Colorado St.	49 69	70	H	Utah	61 64	137	A	Boise St.	78 84
												137	H	Boise St.	58 63
												157	H	Pacific	78 70
												169	A	Northern Colo.	60 74
												182	A	UNLV	38 46
												186	A	New Mexico	70 73
												186	H	New Mexico	72 56
												187	H	Sacramento St.	86 95
												189	H	San Jose St.	74 86
												207	A	Montana	70 86
												222	A	Utah Valley	76 72
												224	A	Idaho St.	67 81
												236	H	Wyoming	84 75
												247	A	San Diego St.	55 36
												247	H	San Diego St.	72 59
												262	N	Tennessee St.	63 46
												329	A	Nevada	79 66
												342	A	Air Force	66 53
LAST 12 Division I GAMES:															
186	A	New Mexico	70 73	45	H	Colorado St.	49 69								
236	H	Wyoming	84 75	342	A	Air Force	66 53								
137	H	Boise St.	58 63	186	H	New Mexico	72 56								
329	A	Nevada	79 66	137	A	Boise St.	78 84								
247	H	San Diego St.	72 59	247	A	San Diego St.	55 36								
182	A	UNLV	38 46	189	H	San Jose St.	74 86								

Non-Div I Games: Westminster (UT) 74 67 Haskell 90 63

Utah St.

Loss, Non-Conf, S Site, H Home A Away N Neutral

## Utah Valley

Through Games Of Feb. 14, 2016

Average RPI Win:	250	WON-LOST	WINNING	LAST 10	STRENGTH OF	OPP. STRENGTH	TEAM	ADJ.	CONF.	ADJ CONF.
Average RPI Loss:	161	RECORD	PCT. RANK	GAMES	SCHEDULE	OF SCHEDULE	RPI	RPI	RPI	RPI
DIV. I ONLY	10- 13	207	5- 5	169	297	222	222	25	25	
DIV. I NON-CONF.	5- 8	209	0- 2	140	306	199	199	25	25	
TOTALS	RPI 1-25	RPI 26-50	W-L RECORDS	RPI 51-100	RPI 101-150	RPI 150+				
10- 13	0- 1	0- 0	OVERALL	1- 1	1- 3	8- 8				
6- 5	0- 0	0- 0	HOME	1- 0	0- 1	5- 4				
4- 7	0- 1	0- 0	AWAY	0- 1	1- 1	3- 4				
0- 1	0- 0	0- 0	NEUTRAL	0- 0	0- 1	0- 0				
5- 8	0- 1	0- 0	NON-CONFERENCE	1- 1	1- 1	3- 5				
2- 3	0- 0	0- 0	HOME	1- 0	0- 0	1- 3				
3- 4	0- 1	0- 0	AWAY	0- 1	1- 0	2- 2				
0- 1	0- 0	0- 0	NEUTRAL	0- 0	0- 1	0- 0				
5- 5	0- 0	0- 0	CONFERENCE	0- 0	0- 2	5- 3				
4- 2	0- 0	0- 0	HOME	0- 0	0- 1	4- 1				
1- 3	0- 0	0- 0	AWAY	0- 0	0- 1	1- 2				
0- 0	0- 0	0- 0	NEUTRAL	0- 0	0- 0	0- 0				

RPI 1-25				RPI 26-50				RPI 51-100				RPI 101+ Team's RPI: 222			
RPI	S	Opponent	Score	RPI	S	Opponent	Score	RPI	S	Opponent	Score	RPI	S	Opponent	Score
12	A	BYU	62 78					59	A	Oregon	68 79	101	A	New Mexico St.	68 73
								97	H	San Francisco	94 88	101	H	New Mexico St.	53 59
												137	A	Boise St.	72 70
												148	N	Alabama	60 67
												175	A	Eastern Wash.	64 68
												190	H	UC Davis	55 59
												192	A	Weber St.	56 61
												204	A	UTRGV	48 61
												204	H	UTRGV	71 57
												217	H	Utah St.	72 76
												224	H	Idaho St.	47 56
												230	H	Grand Canyon	53 61
												245	A	CSU Bakersfield	54 61
												245	H	CSU Bakersfield	72 53
												255	A	Seattle	61 44
												275	A	Omaha	74 59
												295	H	UMKC	79 71
												329	A	Nevada	73 65
												330	H	Southern Utah	70 58
												336	H	Chicago St.	74 46
LAST 12 Division I GAMES:															
245	H	CSU Bakersfield	72 53	295	H	UMKC	79 71								
101	H	New Mexico St.	53 59	230	H	Grand Canyon	53 61								
204	H	UTRGV	71 57	204	A	UTRGV	48 61								
245	A	CSU Bakersfield	54 61	101	A	New Mexico St.	68 73								
255	A	Seattle	61 44	190	H	UC Davis	55 59								
336	H	Chicago St.	74 46	224	H	Idaho St.	47 56								

Non-Div I Games: Bethesda (CA) 91 64 Dixie St. 77 63

Utah Valley

Loss, Non-Conf, S Site, H Home A Away N Neutral

Average RPI Win:	196	WON-LOST	WINNING	LAST 10	STRENGTH OF	OPP. STRENGTH	TEAM	ADJ.	CONF.	ADJ CONF.
Average RPI Loss:	117	RECORD	PCT. RANK	GAMES	SCHEDULE	OF SCHEDULE	RPI	RPI	RPI	RPI
DIV. I ONLY	17- 8	76	5- 5	159	147	105	105	7	7	
DIV. I NON-CONF.	11- 2	28	0- 0	190	289	60	60	8	8	
TOTALS	RPI 1-25	RPI 26-50	W-L RECORDS	RPI 51-100	RPI 101-150	RPI 150+				
17- 8	1- 1	1- 0	OVERALL	1- 2	1- 2	13- 3				
10- 4	0- 1	1- 0	HOME	0- 2	0- 0	9- 1				
7- 3	1- 0	0- 0	AWAY	1- 0	1- 0	4- 1				
0- 1	0- 0	0- 0	NEUTRAL	0- 0	0- 1	0- 0				
11- 2	1- 0	0- 0	NON-CONFERENCE	0- 0	1- 2	9- 0				
7- 0	0- 0	0- 0	HOME	0- 0	0- 0	7- 0				
4- 1	1- 0	0- 0	AWAY	0- 0	1- 1	2- 0				
0- 1	0- 0	0- 0	NEUTRAL	0- 0	0- 1	0- 0				
6- 6	0- 1	1- 0	CONFERENCE	1- 2	0- 0	4- 3				
3- 4	0- 1	1- 0	HOME	0- 2	0- 0	2- 1				
3- 2	0- 0	0- 0	AWAY	1- 0	0- 0	2- 2				
0- 0	0- 0	0- 0	NEUTRAL	0- 0	0- 0	0- 0				

RPI 1-25			RPI 26-50			RPI 51-100			RPI 101+			Team's RPI: 105
RPI	S	Opponent	Score	RPI	S	Opponent	Score	RPI	S	Opponent	Score	
7	A	Arizona St.	57 48	39	H	St. Bonaventure	52 47	51	A	Dayton	74 72	110 A Iona 74 58
21	H	Duquesne	67 71					75	H	Saint Louis	72 77	114 N Toledo 61 80
								86	H	Saint Joseph's	63 66	115 A IUPUI 69 70
												155 H Davidson 50 56
												161 H Old Dominion 74 54
												163 H Fordham 61 51
												164 A George Mason 54 70
												203 A Richmond 50 62
												203 H Richmond 53 42
												215 H Furman 67 45
												221 H William & Mary 73 47
												239 A Massachusetts 74 66
												252 A High Point 69 39
												261 H UNCW 58 45
												264 A N.C. A&T 64 49
												272 H Coppin St. 73 42
												279 A La Salle 84 76
												284 H Campbell 57 34
												304 H UMES 63 39
LAST 12 Division I GAMES:												
203	A	Richmond	50 62	164	A	George Mason	54 70					
279	A	La Salle	84 76	155	H	Davidson	50 56					
39	H	St. Bonaventure	52 47	51	A	Dayton	74 72					
21	H	Duquesne	67 71	86	H	Saint Joseph's	63 66					
163	H	Fordham	61 51	75	H	Saint Louis	72 77					
203	H	Richmond	53 42	239	A	Massachusetts	74 66					

Non-Div I Games:

VCU

■ Loss, 
■ Non-Conf, S Site, 
■ Home 
■ Away 
N Neutral

## Valparaiso

Through Games Of Feb. 14, 2016

Average RPI Win:	183	WON-LOST	WINNING	LAST 10	STRENGTH OF	OPP. STRENGTH	TEAM	ADJ.	CONF.	ADJ CONF.
Average RPI Loss:	135	RECORD	PCT. RANK	GAMES	SCHEDULE	OF SCHEDULE	RPI	RPI	RPI	RPI
DIV. I ONLY	5- 16	300	3- 7	65	152	231	231	14	14	
DIV. I NON-CONF.	1- 7	318	0- 0	47	40	252	252	15	15	
TOTALS	RPI 1-25	RPI 26-50	W-L RECORDS	RPI 51-100	RPI 101-150	RPI 150+				
5- 16	0- 3	0- 0	OVERALL	0- 3	1- 1	4- 9				
4- 7	0- 1	0- 0	HOME	0- 1	1- 1	3- 4				
1- 8	0- 2	0- 0	AWAY	0- 2	0- 0	1- 4				
0- 1	0- 0	0- 0	NEUTRAL	0- 0	0- 0	0- 1				
1- 7	0- 2	0- 0	NON-CONFERENCE	0- 1	0- 1	1- 3				
1- 3	0- 1	0- 0	HOME	0- 0	0- 1	1- 1				
0- 3	0- 1	0- 0	AWAY	0- 1	0- 0	0- 1				
0- 1	0- 0	0- 0	NEUTRAL	0- 0	0- 0	0- 1				
4- 9	0- 1	0- 0	CONFERENCE	0- 2	1- 0	3- 6				
3- 4	0- 0	0- 0	HOME	0- 1	1- 0	2- 3				
1- 5	0- 1	0- 0	AWAY	0- 1	0- 0	1- 3				
0- 0	0- 0	0- 0	NEUTRAL	0- 0	0- 0	0- 0				

RPI	S	Opponent	Score	RPI	S	Opponent	Score	RPI	S	Opponent	Score	RPI	S	Opponent	Score	Team's RPI: 231
1	H	Notre Dame	54 110					83	A	San Diego	60 76	104	H	Youngstown St.	65 60	
18	A	Louisville	42 75					91	A	Wright St.	63 80	119	H	Akron	74 85	
23	A	Green Bay	42 81					91	H	Wright St.	54 65	154	A	Northern Ky.	61 60	
												154	H	Northern Ky.	50 68	
												165	H	SIUE	69 56	
												169	N	Northern Colo.	63 77	
												178	A	Detroit	65 85	
												178	H	Detroit	66 72	
												184	A	Milwaukee	60 82	
												194	A	Butler	53 72	
												199	A	Oakland	77 87	
												199	H	Oakland	81 66	
												208	H	Ill.-Chicago	50 54	
												263	H	Miami (OH)	72 75	
												293	H	Cleveland St.	66 59	
LAST 12 Division I GAMES:																
178	A	Detroit	65 85	293	H	Cleveland St.	66 59									
199	A	Oakland	77 87	184	A	Milwaukee	60 82									
154	H	Northern Ky.	50 68	23	A	Green Bay	42 81									
91	H	Wright St.	54 65	199	H	Oakland	81 66									
208	H	Ill.-Chicago	50 54	178	H	Detroit	66 72									
104	H	Youngstown St.	65 60	91	A	Wright St.	63 80									

Non-Div I Games: Ind.-Northwest 79 57 Cardinal Stritch 63 62 Ind.-Kokomo 88 22

Valparaiso

Loss, Non-Conf, S Site, H Home A Away N Neutral

Vanderbilt

Through Games Of Feb. 14, 2016

Average RPI Win:	161	WON-LOST	WINNING	LAST 10	STRENGTH OF	OPP. STRENGTH	TEAM	ADJ.	CONF.	ADJ CONF.
Average RPI Loss:	49	RECORD	PCT. RANK	GAMES	SCHEDULE	OF SCHEDULE	RPI	RPI	RPI	RPI
DIV. I ONLY	15- 10	116	4- 6	55	57	71	71	2	2	
DIV. I NON-CONF.	11- 2	28	0- 0	112	214	33	33	2	2	
TOTALS	RPI 1-25	RPI 26-50	W-L RECORDS	RPI 51-100	RPI 101-150	RPI 150+				
15- 10	1- 5	1- 2	OVERALL	2- 1	5- 1	6- 1				
10- 4	0- 3	1- 1	HOME	1- 0	3- 0	5- 0				
4- 6	1- 2	0- 1	AWAY	1- 1	1- 1	1- 1				
1- 0	0- 0	0- 0	NEUTRAL	0- 0	1- 0	0- 0				
11- 2	0- 1	1- 0	NON-CONFERENCE	2- 1	2- 0	6- 0				
8- 0	0- 0	1- 0	HOME	1- 0	1- 0	5- 0				
2- 2	0- 1	0- 0	AWAY	1- 1	0- 0	1- 0				
1- 0	0- 0	0- 0	NEUTRAL	0- 0	1- 0	0- 0				
4- 8	1- 4	0- 2	CONFERENCE	0- 0	3- 1	0- 1				
2- 4	0- 3	0- 1	HOME	0- 0	2- 0	0- 0				
2- 4	1- 1	0- 1	AWAY	0- 0	1- 1	0- 1				
0- 0	0- 0	0- 0	NEUTRAL	0- 0	0- 0	0- 0				

RPI S Opponent Score	RPI S Opponent Score	RPI S Opponent Score	RPI S Opponent Score
3 H South Carolina 61 71	26 H Georgia 58 64	51 A Dayton 56 81	101 N New Mexico St. 71 45
15 A Tennessee 49 58	28 H Ohio 62 59	87 A Drexel 74 64	123 H LSU 58 42
15 H Tennessee 51 69	50 A Auburn 45 53	100 H UT Martin 64 61	130 A Arkansas 56 57
17 A Kentucky 71 69			140 H ETSU 65 39
17 H Kentucky 55 71			148 A Alabama 54 48
23 A Green Bay 56 58			148 H Alabama 67 52
			159 A Ole Miss 52 55
			163 A Fordham 53 40
			180 H Troy 97 43
			225 H Presbyterian 56 38
			267 H Austin Peay 73 56
			342 H Air Force 86 29
			349 H Mississippi Val. 89 39
LAST 12 Division I GAMES:			
17 H Kentucky 55 71	148 H Alabama 67 52		
15 H Tennessee 51 69	15 A Tennessee 49 58		
130 A Arkansas 56 57	123 H LSU 58 42		
50 A Auburn 45 53	148 A Alabama 54 48		
26 H Georgia 58 64	3 H South Carolina 61 71		
17 A Kentucky 71 69	159 A Ole Miss 52 55		

Non-Div I Games:

Vanderbilt

Loss, Non-Conf, S Site, H Home A Away N Neutral

Average RPI Win:	286	WON-LOST	WINNING	LAST 10	STRENGTH OF	OPP. STRENGTH	TEAM	ADJ.	CONF.	ADJ CONF.
Average RPI Loss:	179	RECORD	PCT. RANK	GAMES	SCHEDULE	OF SCHEDULE	RPI	RPI	RPI	RPI
DIV. I ONLY	7- 18	282	2- 8	256	316	290	290	15	15	
DIV. I NON-CONF.	5- 8	209	0- 0	295	348	275	275	18	18	
TOTALS	RPI 1-25	RPI 26-50	W-L RECORDS	RPI 51-100	RPI 101-150	RPI 150+				
7- 18	0- 0	0- 0	OVERALL	0- 4	0- 2	7- 12				
3- 8	0- 0	0- 0	HOME	0- 2	0- 1	3- 5				
4- 10	0- 0	0- 0	AWAY	0- 2	0- 1	4- 7				
0- 0	0- 0	0- 0	NEUTRAL	0- 0	0- 0	0- 0				
5- 8	0- 0	0- 0	NON-CONFERENCE	0- 0	0- 1	5- 7				
2- 3	0- 0	0- 0	HOME	0- 0	0- 1	2- 2				
3- 5	0- 0	0- 0	AWAY	0- 0	0- 0	3- 5				
0- 0	0- 0	0- 0	NEUTRAL	0- 0	0- 0	0- 0				
2- 10	0- 0	0- 0	CONFERENCE	0- 4	0- 1	2- 5				
1- 5	0- 0	0- 0	HOME	0- 2	0- 0	1- 3				
1- 5	0- 0	0- 0	AWAY	0- 2	0- 1	1- 2				
0- 0	0- 0	0- 0	NEUTRAL	0- 0	0- 0	0- 0				

RPI 1-25				RPI 26-50				RPI 51-100				RPI 101+				Team's RPI: 290	
RPI	S	Opponent	Score	RPI	S	Opponent	Score	RPI	S	Opponent	Score	RPI	S	Opponent	Score		
								53	A	Albany (NY)	43	72	108	H	Quinnipiac	65	77
								53	H	Albany (NY)	40	75	139	A	Stony Brook	59	73
								76	A	Maine	51	63	170	A	UMBC	48	85
								76	H	Maine	41	62	173	A	Delaware	60	71
													188	A	Brown	54	71
													199	H	Oakland	68	74
													206	A	Hartford	50	52
													206	H	Hartford	47	51
													220	A	Columbia	56	73
													223	A	Bryant	52	68
													232	H	Binghamton	53	57
													235	A	Dartmouth	56	54
													242	H	New Hampshire	83	63
													243	A	Holy Cross	63	77
													250	H	Sacred Heart	53	51
													276	H	Central Conn. St.	79	63
													314	A	UMass Lowell	59	51
													314	H	UMass Lowell	66	68
													341	A	NJIT	54	46
													345	H	St. Francis Brooklyn	55	59
													347	A	Boston U.	60	45
LAST 12 Division I GAMES:																	
				206	A	Hartford	50	52		232	H	Binghamton	53	57			
				314	H	UMass Lowell	66	68		314	A	UMass Lowell	59	51			
				53	H	Albany (NY)	40	75		206	H	Hartford	47	51			
				76	A	Maine	51	63		53	A	Albany (NY)	43	72			
				139	A	Stony Brook	59	73		76	H	Maine	41	62			
				242	H	New Hampshire	83	63		170	A	UMBC	48	85			

Non-Div I Games:

Vermont

■ Loss, 
 ■ Non-Conf, 
 ■ S Site, 
 ■ H Home 
 ■ A Away 
 N Neutral

Average RPI Win:	134	WON-LOST	WINNING	LAST 10	STRENGTH OF	OPP. STRENGTH	TEAM	ADJ.	CONF.	ADJ CONF.
Average RPI Loss:	76	RECORD	PCT. RANK	GAMES	SCHEDULE	OF SCHEDULE	RPI	RPI	RPI	RPI
DIV. I ONLY	16- 10	104	6- 4	54	45	54	54	6	6	
DIV. I NON-CONF.	7- 4	110	1- 0	36	55	42	42	6	6	
TOTALS	RPI 1-25	RPI 26-50	W-L RECORDS	RPI 51-100	RPI 101-150	RPI 150+				
16- 10	1- 1	4- 3	OVERALL	4- 3	0- 3	7- 0				
7- 3	0- 1	3- 0	HOME	2- 1	0- 1	2- 0				
7- 6	1- 0	1- 3	AWAY	1- 1	0- 2	4- 0				
2- 1	0- 0	0- 0	NEUTRAL	1- 1	0- 0	1- 0				
7- 4	0- 0	1- 2	NON-CONFERENCE	2- 2	0- 0	4- 0				
3- 0	0- 0	1- 0	HOME	1- 0	0- 0	1- 0				
2- 3	0- 0	0- 2	AWAY	0- 1	0- 0	2- 0				
2- 1	0- 0	0- 0	NEUTRAL	1- 1	0- 0	1- 0				
9- 6	1- 1	3- 1	CONFERENCE	2- 1	0- 3	3- 0				
4- 3	0- 1	2- 0	HOME	1- 1	0- 1	1- 0				
5- 3	1- 0	1- 1	AWAY	1- 0	0- 2	2- 0				
0- 0	0- 0	0- 0	NEUTRAL	0- 0	0- 0	0- 0				

RPI S Opponent	Score	RPI S Opponent	Score	RPI S Opponent	Score	RPI S Opponent	Score
20 A DePaul	64 60	27 A George Washington	70 78	57 N St. Mary's (CA)	60 67	138 A Xavier	67 74
20 H DePaul	47 75	34 A Seton Hall	50 60	63 A Temple	55 61	142 A Creighton	48 53
		34 H Seton Hall	55 45	82 A Marquette	82 75	142 H Creighton	62 65
		36 H Penn	66 46	82 H Marquette	81 60	187 N Sacramento St.	78 54
		42 A St. John's (NY)	71 59	86 H Saint Joseph's	55 49	194 A Butler	57 45
		42 H St. John's (NY)	58 54	87 N Drexel	67 55	213 A Lehigh	65 44
		46 A North Carolina St.	64 70	89 H Georgetown	51 57	253 A Providence	76 47
						253 H Providence	67 39
						259 H Loyola Maryland	67 55
						279 A La Salle	67 56
LAST 12 Division I GAMES:							
34 A Seton Hall	50 60	36 H Penn	66 46				
42 A St. John's (NY)	71 59	89 H Georgetown	51 57				
82 H Marquette	81 60	42 H St. John's (NY)	58 54				
20 H DePaul	47 75	34 H Seton Hall	55 45				
253 A Providence	76 47	20 A DePaul	64 60				
142 A Creighton	48 53	82 A Marquette	82 75				

Non-Div I Games:

Villanova

■ Loss, 
■ Non-Conf, 
■ S Site, 
■ H Home 
■ A Away 
N Neutral

Average RPI Win:	180	WON-LOST	WINNING	LAST 10	STRENGTH OF	OPP. STRENGTH	TEAM	ADJ.	CONF.	ADJ CONF.
Average RPI Loss:	47	RECORD	PCT. RANK	GAMES	SCHEDULE	OF SCHEDULE	RPI	RPI	RPI	RPI
DIV. I ONLY	14- 12	154	3- 7	47	63	94	94	5	5	
DIV. I NON-CONF.	10- 4	86	0- 0	183	128	111	111	5	5	
TOTALS	RPI 1-25	RPI 26-50	W-L RECORDS	RPI 51-100	RPI 101-150	RPI 150+				
14- 12	1- 5	2- 2	OVERALL	2- 3	2- 2	7- 0				
8- 6	0- 3	1- 0	HOME	0- 1	0- 2	7- 0				
5- 4	0- 2	1- 1	AWAY	2- 1	2- 0	0- 0				
1- 2	1- 0	0- 1	NEUTRAL	0- 1	0- 0	0- 0				
10- 4	1- 1	1- 1	NON-CONFERENCE	1- 2	0- 0	7- 0				
7- 1	0- 0	0- 0	HOME	0- 1	0- 0	7- 0				
2- 1	0- 1	1- 0	AWAY	1- 0	0- 0	0- 0				
1- 2	1- 0	0- 1	NEUTRAL	0- 1	0- 0	0- 0				
4- 8	0- 4	1- 1	CONFERENCE	1- 1	2- 2	0- 0				
1- 5	0- 3	1- 0	HOME	0- 0	0- 2	0- 0				
3- 3	0- 1	0- 1	AWAY	1- 1	2- 0	0- 0				
0- 0	0- 0	0- 0	NEUTRAL	0- 0	0- 0	0- 0				

RPI	S	Opponent	Score	RPI	S	Opponent	Score	RPI	S	Opponent	Score	RPI	S	Opponent	Score
1	H	Notre Dame	46 74	29	H	Miami (FL)	76 56	51	A	Duke	52 67	110	H	Virginia Tech	46 66
5	A	Ohio St.	73 93	41	N	Rutgers	48 60	56	H	Iowa	73 85	112	A	Boston College	61 50
13	A	Florida St.	48 70	46	A	North Carolina St.	52 63	72	A	Middle Tenn.	70 66	116	A	Wake Forest	52 50
18	H	Louisville	41 59	50	A	Auburn	69 52	78	N	Tulane	62 67	129	H	Pittsburgh	55 58
19	H	Syracuse	57 91					84	A	Georgia Tech	78 67	203	H	Richmond	71 51
23	N	Green Bay	68 59									251	H	Bowling Green	68 39
												272	H	Coppin St.	75 40
												307	H	Charleston So.	85 65
												316	H	Longwood	81 46
												341	H	NJIT	81 54
												346	H	Norfolk St.	86 50
LAST 12 Division I GAMES:															
112	A	Boston College	61 50	13	A	Florida St.	48 70								
19	H	Syracuse	57 91	84	A	Georgia Tech	78 67								
110	H	Virginia Tech	46 66	18	H	Louisville	41 59								
51	A	Duke	52 67	116	A	Wake Forest	52 50								
46	A	North Carolina St.	52 63	1	H	Notre Dame	46 74								
129	H	Pittsburgh	55 58	29	H	Miami (FL)	76 56								

Non-Div I Games:

Virginia

■ Loss, 
■ Non-Conf, S Site, 
■ Home 
■ Away 
N Neutral



Average RPI Win:	199	WON-LOST	WINNING	LAST 10	STRENGTH OF	OPP. STRENGTH	TEAM	ADJ.	CONF.	ADJ CONF.
Average RPI Loss:	53	RECORD	PCT. RANK	GAMES	SCHEDULE	OF SCHEDULE	RPI	RPI	RPI	RPI
DIV. I ONLY	15- 10	116	2- 8	121	54	110	110	5	5	
DIV. I NON-CONF.	12- 1	9	0- 0	290	156	79	79	5	5	
TOTALS	RPI 1-25	RPI 26-50	W-L RECORDS	RPI 51-100	RPI 101-150	RPI 150+				
15- 10	1- 4	0- 2	OVERALL	1- 2	2- 2	11- 0				
12- 4	0- 0	0- 2	HOME	0- 1	1- 1	11- 0				
3- 6	1- 4	0- 0	AWAY	1- 1	1- 1	0- 0				
0- 0	0- 0	0- 0	NEUTRAL	0- 0	0- 0	0- 0				
12- 1	1- 0	0- 0	NON-CONFERENCE	0- 1	1- 0	10- 0				
10- 0	0- 0	0- 0	HOME	0- 0	0- 0	10- 0				
2- 1	1- 0	0- 0	AWAY	0- 1	1- 0	0- 0				
0- 0	0- 0	0- 0	NEUTRAL	0- 0	0- 0	0- 0				
3- 9	0- 4	0- 2	CONFERENCE	1- 1	1- 2	1- 0				
2- 4	0- 0	0- 2	HOME	0- 1	1- 1	1- 0				
1- 5	0- 4	0- 0	AWAY	1- 0	0- 1	0- 0				
0- 0	0- 0	0- 0	NEUTRAL	0- 0	0- 0	0- 0				

RPI S	Opponent	Score	RPI S	Opponent	Score	RPI S	Opponent	Score	RPI S	Opponent	Score	Team's RPI: 110
1	A Notre Dame	41 80	29	H Miami (FL)	45 57	84	H Georgia Tech	34 51	102	A North Carolina	67 71	
13	A Florida St.	50 68	46	H North Carolina St.	61 72	89	A Georgetown	56 73	112	H Boston College	58 33	
15	A Tennessee	57 43				94	A Virginia	66 46	129	H Pittsburgh	48 59	
18	A Louisville	45 56							131	A Penn St.	64 59	
19	A Syracuse	39 60							164	H George Mason	80 63	
									200	H Col. of Charleston	81 47	
									202	H Radford	47 40	
									215	H Furman	59 30	
									218	H Morgan St.	73 33	
									225	H Presbyterian	58 44	
									241	H Clemson	79 49	
									253	H Providence	62 46	
									272	H Coppin St.	72 39	
									310	H Wofford	73 42	
									339	H Mt. St. Mary's	59 42	
LAST 12 Division I GAMES:												
129	H Pittsburgh	48 59	1	A Notre Dame	41 80							
102	A North Carolina	67 71	46	H North Carolina St.	61 72							
94	A Virginia	66 46	241	H Clemson	79 49							
84	H Georgia Tech	34 51	19	A Syracuse	39 60							
13	A Florida St.	50 68	18	A Louisville	45 56							
29	H Miami (FL)	45 57	112	H Boston College	58 33							

Non-Div I Games:

Virginia Tech

■ Loss, 
■ Non-Conf, 
■ S Site, 
■ H Home 
■ A Away 
N Neutral

Average RPI Win:	341	WON-LOST	WINNING	LAST 10	STRENGTH OF	OPP. STRENGTH	TEAM	ADJ.	CONF.	ADJ CONF.
Average RPI Loss:	216	RECORD	PCT. RANK	GAMES	SCHEDULE	OF SCHEDULE	RPI	RPI	RPI	RPI
DIV. I ONLY	4- 20	323	2- 8	320	325	343	343	31	31	
DIV. I NON-CONF.	2- 9	296	0- 0	258	116	315	315	32	32	
TOTALS	RPI 1-25	RPI 26-50	W-L RECORDS	RPI 51-100	RPI 101-150	RPI 150+				
4- 20	0- 1	0- 1	OVERALL	0- 0	0- 2	4- 16				
3- 8	0- 0	0- 0	HOME	0- 0	0- 1	3- 7				
1- 12	0- 1	0- 1	AWAY	0- 0	0- 1	1- 9				
0- 0	0- 0	0- 0	NEUTRAL	0- 0	0- 0	0- 0				
2- 9	0- 1	0- 1	NON-CONFERENCE	0- 0	0- 2	2- 5				
2- 2	0- 0	0- 0	HOME	0- 0	0- 1	2- 1				
0- 7	0- 1	0- 1	AWAY	0- 0	0- 1	0- 4				
0- 0	0- 0	0- 0	NEUTRAL	0- 0	0- 0	0- 0				
2- 11	0- 0	0- 0	CONFERENCE	0- 0	0- 0	2- 11				
1- 6	0- 0	0- 0	HOME	0- 0	0- 0	1- 6				
1- 5	0- 0	0- 0	AWAY	0- 0	0- 0	1- 5				
0- 0	0- 0	0- 0	NEUTRAL	0- 0	0- 0	0- 0				

RPI 1-25				RPI 26-50				RPI 51-100				RPI 101+ Team's RPI: 343			
RPI	S	Opponent	Score	RPI	S	Opponent	Score	RPI	S	Opponent	Score	RPI	S	Opponent	Score
5	A	Ohio St.	47 106	36	A	Penn	50 78					129	A	Pittsburgh	41 67
												139	H	Stony Brook	62 73
												156	A	Yale	60 78
												159	H	Ole Miss	49 86
												161	A	Old Dominion	57 71
												193	A	Robert Morris	44 64
												220	A	Columbia	48 67
												223	A	Bryant	67 94
												223	H	Bryant	71 82
												250	A	Sacred Heart	62 73
												250	H	Sacred Heart	73 77
												271	A	Saint Francis (PA)	78 93
												276	H	Central Conn. St.	52 62
												303	H	Fairleigh Dickinson	57 73
												320	H	LIU Brooklyn	63 73
												323	A	Delaware St.	44 66
												331	H	Lafayette	69 48
												339	A	Mt. St. Mary's	55 64
												339	H	Mt. St. Mary's	50 59
												341	H	NJIT	76 53
												345	A	St. Francis Brooklyn	82 78
												345	H	St. Francis Brooklyn	70 53
LAST 12 Division I GAMES:															
				223	A	Bryant	67 94					250	H	Sacred Heart	73 77
				339	H	Mt. St. Mary's	50 59					320	H	LIU Brooklyn	63 73
				303	H	Fairleigh Dickinson	57 73					276	H	Central Conn. St.	52 62
				345	A	St. Francis Brooklyn	82 78					250	A	Sacred Heart	62 73
				339	A	Mt. St. Mary's	55 64					223	H	Bryant	71 82
				345	H	St. Francis Brooklyn	70 53					193	A	Robert Morris	44 64

Non-Div I Games:

Wagner

■ Loss, 
 ■ Non-Conf, 
 ■ S Site, 
 ■ H Home 
 ■ A Away 
 N Neutral

## Wake Forest

Through Games Of Feb. 14, 2016

Average RPI Win:	171	WON-LOST	WINNING	LAST 10	STRENGTH OF	OPP. STRENGTH	TEAM	ADJ.	CONF.	ADJ CONF.
Average RPI Loss:	65	RECORD	PCT. RANK	GAMES	SCHEDULE	OF SCHEDULE	RPI	RPI	RPI	RPI
DIV. I ONLY	15- 11	127	6- 4	136	31	116	116	5	5	
DIV. I NON-CONF.	9- 4	96	0- 0	302	89	181	181	5	5	
TOTALS	RPI 1-25	RPI 26-50	W-L RECORDS	RPI 51-100	RPI 101-150	RPI 150+				
15- 11	0- 3	1- 3	OVERALL	1- 3	6- 0	7- 2				
9- 5	0- 2	1- 0	HOME	1- 2	4- 0	3- 1				
5- 5	0- 1	0- 3	AWAY	0- 1	2- 0	3- 0				
1- 1	0- 0	0- 0	NEUTRAL	0- 0	0- 0	1- 1				
9- 4	0- 0	0- 1	NON-CONFERENCE	0- 1	3- 0	6- 2				
6- 2	0- 0	0- 0	HOME	0- 1	3- 0	3- 1				
2- 1	0- 0	0- 1	AWAY	0- 0	0- 0	2- 0				
1- 1	0- 0	0- 0	NEUTRAL	0- 0	0- 0	1- 1				
6- 7	0- 3	1- 2	CONFERENCE	1- 2	3- 0	1- 0				
3- 3	0- 2	1- 0	HOME	1- 1	1- 0	0- 0				
3- 4	0- 1	0- 2	AWAY	0- 1	2- 0	1- 0				
0- 0	0- 0	0- 0	NEUTRAL	0- 0	0- 0	0- 0				

RPI S	Opponent	Score	RPI S	Opponent	Score	RPI S	Opponent	Score	RPI S	Opponent	Score	Team's RPI: 116
13	H Florida St.	55 96	29	A Miami (FL)	60 71	51	A Duke	68 95	102	H North Carolina	75 63	
18	A Louisville	54 78	33	A Missouri	81 94	51	H Duke	64 58	112	A Boston College	65 59	
19	H Syracuse	65 91	46	A North Carolina St.	47 64	94	H Virginia	50 52	123	H LSU	60 57	
			46	H North Carolina St.	63 58	99	H Belmont	64 78	129	A Pittsburgh	60 49	
									140	H ETSU	69 52	
									146	H Jacksonville	57 51	
									151	H Wisconsin	51 64	
									155	H Davidson	77 58	
									162	N Hampton	42 47	
									203	H Richmond	43 33	
									241	A Clemson	55 45	
									248	A American	71 70	
									279	H La Salle	61 53	
									289	A FIU	57 53	
									305	N Coastal Caro.	81 52	
LAST 12 Division I GAMES:												
51	H Duke	64 58	112	A Boston College	65 59							
241	A Clemson	55 45	102	H North Carolina	75 63							
46	H North Carolina St.	63 58	19	H Syracuse	65 91							
129	A Pittsburgh	60 49	29	A Miami (FL)	60 71							
18	A Louisville	54 78	94	H Virginia	50 52							
13	H Florida St.	55 96	51	A Duke	68 95							

Non-Div I Games:

Wake Forest

■ Loss, 
■ Non-Conf, S Site, 
■ Home 
■ Away 
N Neutral

## Washington

Through Games Of Feb. 14, 2016

Average RPI Win:	121	WON-LOST	WINNING	LAST 10	STRENGTH OF	OPP. STRENGTH	TEAM	ADJ.	CONF.	ADJ CONF.
Average RPI Loss:	26	RECORD	PCT. RANK	GAMES	SCHEDULE	OF SCHEDULE	RPI	RPI	RPI	RPI
DIV. I ONLY	17- 8	76	6- 4	16	15	30	30	1	1	
DIV. I NON-CONF.	9- 2	37	0- 0	49	123	38	38	1	1	
TOTALS	RPI 1-25	RPI 26-50	W-L RECORDS	RPI 51-100	RPI 101-150	RPI 150+				
17- 8	1- 6	2- 0	OVERALL	6- 2	3- 0	5- 0				
10- 4	1- 3	1- 0	HOME	3- 1	1- 0	4- 0				
6- 3	0- 2	1- 0	AWAY	3- 1	1- 0	1- 0				
1- 1	0- 1	0- 0	NEUTRAL	0- 0	1- 0	0- 0				
9- 2	0- 2	0- 0	NON-CONFERENCE	3- 0	2- 0	4- 0				
6- 1	0- 1	0- 0	HOME	2- 0	0- 0	4- 0				
2- 0	0- 0	0- 0	AWAY	1- 0	1- 0	0- 0				
1- 1	0- 1	0- 0	NEUTRAL	0- 0	1- 0	0- 0				
8- 6	1- 4	2- 0	CONFERENCE	3- 2	1- 0	1- 0				
4- 3	1- 2	1- 0	HOME	1- 1	1- 0	0- 0				
4- 3	0- 2	1- 0	AWAY	2- 1	0- 0	1- 0				
0- 0	0- 0	0- 0	NEUTRAL	0- 0	0- 0	0- 0				

RPI	S	Opponent	Score	RPI	S	Opponent	Score	RPI	S	Opponent	Score	RPI	S	Opponent	Score
6	A	Stanford	53 69	39	A	Southern California	61 53	55	H	Santa Clara	100 55	113	H	Arizona	63 47
7	H	Arizona St.	61 68	39	H	Southern California	69 60	59	H	Oregon	63 75	133	N	Texas Tech	77 73
9	H	Oregon St.	53 61					66	H	UC Riverside	78 43	147	A	Fresno St.	89 79
10	A	UCLA	59 63					70	A	Utah	83 88	179	A	Colorado	76 74
10	H	UCLA	64 56					73	A	Washington St.	79 64	192	H	Weber St.	69 56
19	N	Syracuse	62 66					73	H	Washington St.	69 63	247	H	San Diego St.	80 51
24	H	Oklahoma	68 71					77	A	California	75 65	255	H	Seattle	96 55
								79	A	South Dakota	77 64	282	H	Portland	83 65
LAST 12 Division I GAMES:															
10	A	UCLA	59 63	73	H	Washington St.	69 63								
39	A	Southern California	61 53	39	H	Southern California	69 60								
59	H	Oregon	63 75	10	H	UCLA	64 56								
9	H	Oregon St.	53 61	113	H	Arizona	63 47								
77	A	California	75 65	7	H	Arizona St.	61 68								
6	A	Stanford	53 69	70	A	Utah	83 88								

Non-Div I Games:

Washington

■ Loss, 
 ■ Non-Conf, S Site, 
 ■ Home 
 ■ Away 
 N Neutral

Average RPI Win:	159	WON-LOST	WINNING	LAST 10	STRENGTH OF	OPP. STRENGTH	TEAM	ADJ.	CONF.	ADJ CONF.
Average RPI Loss:	32	RECORD	PCT. RANK	GAMES	SCHEDULE	OF SCHEDULE	RPI	RPI	RPI	RPI
DIV. I ONLY	12- 13	185	1- 9	25	13	73	73	1	1	
DIV. I NON-CONF.	9- 2	37	0- 0	111	94	25	25	1	1	
TOTALS	RPI 1-25	RPI 26-50	W-L RECORDS	RPI 51-100	RPI 101-150	RPI 150+				
12- 13	0- 6	1- 3	OVERALL	2- 4	3- 0	6- 0				
6- 5	0- 3	1- 1	HOME	1- 1	1- 0	3- 0				
5- 8	0- 3	0- 2	AWAY	1- 3	2- 0	2- 0				
1- 0	0- 0	0- 0	NEUTRAL	0- 0	0- 0	1- 0				
9- 2	0- 1	0- 0	NON-CONFERENCE	2- 1	2- 0	5- 0				
4- 0	0- 0	0- 0	HOME	1- 0	0- 0	3- 0				
4- 2	0- 1	0- 0	AWAY	1- 1	2- 0	1- 0				
1- 0	0- 0	0- 0	NEUTRAL	0- 0	0- 0	1- 0				
3- 11	0- 5	1- 3	CONFERENCE	0- 3	1- 0	1- 0				
2- 5	0- 3	1- 1	HOME	0- 1	1- 0	0- 0				
1- 6	0- 2	0- 2	AWAY	0- 2	0- 0	1- 0				
0- 0	0- 0	0- 0	NEUTRAL	0- 0	0- 0	0- 0				

RPI	S	Opponent	Score	RPI	S	Opponent	Score	RPI	S	Opponent	Score	RPI	S	Opponent	Score
6	A	Stanford	52 69	30	A	Washington	63 69	57	A	St. Mary's (CA)	71 75	113	H	Arizona	67 46
7	H	Arizona St.	45 63	30	H	Washington	64 79	59	H	Oregon	48 73	125	A	Hawaii	62 52
9	H	Oregon St.	45 54	39	A	Southern California	62 64	70	A	Utah	71 73	137	A	Boise St.	57 52
10	A	UCLA	61 73	39	H	Southern California	73 61	77	A	California	71 74	162	H	Hampton	68 61
10	H	UCLA	73 75					83	A	San Diego	78 72	179	A	Colorado	74 66
16	A	Oklahoma St.	60 70					96	H	Gonzaga	55 48	189	H	San Jose St.	95 80
												195	A	Kansas	66 53
												260	H	UC Santa Barbara	61 44
												329	N	Nevada	70 57
LAST 12 Division I GAMES:															
39	A	Southern California	62 64	30	A	Washington	63 69								
10	A	UCLA	61 73	10	H	UCLA	73 75								
9	H	Oregon St.	45 54	39	H	Southern California	73 61								
59	H	Oregon	48 73	7	H	Arizona St.	45 63								
6	A	Stanford	52 69	113	H	Arizona	67 46								
77	A	California	71 74	179	A	Colorado	74 66								

Non-Div I Games:

Washington St.

■ Loss, 
 ■ Non-Conf, 
 ■ S Site, 
 ■ H Home 
 ■ A Away 
 N Neutral

Average RPI Win:	255	WON-LOST	WINNING	LAST 10	STRENGTH OF	OPP. STRENGTH	TEAM	ADJ.	CONF.	ADJ CONF.
Average RPI Loss:	136	RECORD	PCT. RANK	GAMES	SCHEDULE	OF SCHEDULE	RPI	RPI	RPI	RPI
DIV. I ONLY	14- 7	84	6- 4	345	89	192	192	20	20	
DIV. I NON-CONF.	6- 3	100	0- 0	316	85	171	171	21	21	
TOTALS	RPI 1-25	RPI 26-50	W-L RECORDS	RPI 51-100	RPI 101-150	RPI 150+				
14- 7	0- 1	0- 1	OVERALL	0- 0	1- 1	13- 4				
4- 4	0- 1	0- 0	HOME	0- 0	0- 1	4- 2				
9- 3	0- 0	0- 1	AWAY	0- 0	1- 0	8- 2				
1- 0	0- 0	0- 0	NEUTRAL	0- 0	0- 0	1- 0				
6- 3	0- 1	0- 1	NON-CONFERENCE	0- 0	0- 0	6- 1				
1- 2	0- 1	0- 0	HOME	0- 0	0- 0	1- 1				
4- 1	0- 0	0- 1	AWAY	0- 0	0- 0	4- 0				
1- 0	0- 0	0- 0	NEUTRAL	0- 0	0- 0	1- 0				
8- 4	0- 0	0- 0	CONFERENCE	0- 0	1- 1	7- 3				
3- 2	0- 0	0- 0	HOME	0- 0	0- 1	3- 1				
5- 2	0- 0	0- 0	AWAY	0- 0	1- 0	4- 2				
0- 0	0- 0	0- 0	NEUTRAL	0- 0	0- 0	0- 0				

RPI 1-25				RPI 26-50				RPI 51-100				RPI 101+ Team's RPI: 192			
RPI	S	Opponent	Score	RPI	S	Opponent	Score	RPI	S	Opponent	Score	RPI	S	Opponent	Score
12	H	BYU	51 68	30	A	Washington	56 69					128	A	North Dakota	62 56
												128	H	North Dakota	78 85
												169	A	Northern Colo.	63 65
												169	H	Northern Colo.	82 79
												187	A	Sacramento St.	64 87
												187	H	Sacramento St.	77 66
												200	H	Col. of Charleston	42 50
												222	H	Utah Valley	61 56
												224	A	Idaho St.	61 46
												224	H	Idaho St.	57 58
												226	A	North Texas	45 38
												234	N	Stephen F. Austin	56 46
												269	A	Northern Ariz.	76 56
												282	A	Portland	57 55
												308	A	Denver	61 49
												325	A	Portland St.	75 58
												325	H	Portland St.	102 73
												330	A	Southern Utah	69 51
												337	A	Cal St. Fullerton	60 40
LAST 12 Division I GAMES:															
325	A	Portland St.	75 58	224	H	Idaho St.	57 58								
187	A	Sacramento St.	64 87	187	H	Sacramento St.	77 66								
128	H	North Dakota	78 85	325	H	Portland St.	102 73								
169	H	Northern Colo.	82 79	169	A	Northern Colo.	63 65								
330	A	Southern Utah	69 51	128	A	North Dakota	62 56								
269	A	Northern Ariz.	76 56	224	A	Idaho St.	61 46								

Non-Div I Games: Westminster (UT) 79 46 Bethesda (CA) 86 60

Weber St.

■ Loss, 
 ■ Non-Conf, 
 ■ S Site, 
 ■ Home 
 ■ A Away 
 N Neutral

## West Virginia

Through Games Of Feb. 14, 2016

Average RPI Win:	166	WON-LOST	WINNING	LAST 10	STRENGTH OF	OPP. STRENGTH	TEAM	ADJ.	CONF.	ADJ CONF.
Average RPI Loss:	27	RECORD	PCT. RANK	GAMES	SCHEDULE	OF SCHEDULE	RPI	RPI	RPI	RPI
DIV. I ONLY	19- 7	58	6- 4	59	53	37	37	3	3	
DIV. I NON-CONF.	11- 2	28	0- 0	168	204	55	55	3	3	
TOTALS	RPI 1-25	RPI 26-50	W-L RECORDS	RPI 51-100	RPI 101-150	RPI 150+				
19- 7	0- 5	4- 1	OVERALL	2- 1	4- 0	9- 0				
10- 2	0- 2	1- 0	HOME	1- 0	2- 0	6- 0				
4- 4	0- 3	1- 0	AWAY	1- 1	1- 0	1- 0				
5- 1	0- 0	2- 1	NEUTRAL	0- 0	1- 0	2- 0				
11- 2	0- 0	2- 1	NON-CONFERENCE	1- 1	1- 0	7- 0				
6- 0	0- 0	0- 0	HOME	1- 0	0- 0	5- 0				
0- 1	0- 0	0- 0	AWAY	0- 1	0- 0	0- 0				
5- 1	0- 0	2- 1	NEUTRAL	0- 0	1- 0	2- 0				
8- 5	0- 5	2- 0	CONFERENCE	1- 0	3- 0	2- 0				
4- 2	0- 2	1- 0	HOME	0- 0	2- 0	1- 0				
4- 3	0- 3	1- 0	AWAY	1- 0	1- 0	1- 0				
0- 0	0- 0	0- 0	NEUTRAL	0- 0	0- 0	0- 0				

RPI 1-25				RPI 26-50				Team's RPI: 37	RPI 51-100				RPI 101+			
RPI	S	Opponent	Score	RPI	S	Opponent	Score		RPI	S	Opponent	Score	RPI	S	Opponent	Score
4	A	Baylor	64 69	35	N	James Madison	69 62		92	A	TCU	97 84	103	H	Iowa St.	57 47
4	H	Baylor	61 71	39	N	Southern California	67 78		93	H	Elon	67 57	133	A	Texas Tech	69 42
8	H	Texas	54 65	47	N	Indiana	75 64		96	A	Gonzaga	57 62	133	H	Texas Tech	79 57
16	A	Oklahoma St.	51 63	48	A	Kansas St.	72 53						143	N	Marshall	66 60
24	A	Oklahoma	54 57	48	H	Kansas St.	64 44						156	N	Yale	70 60
LAST 12 Division I GAMES:																
		16	A	Oklahoma St.	51	63			92	A	TCU	97	84			
		103	H	Iowa St.	57	47			195	H	Kansas	72	35			
		48	H	Kansas St.	64	44			4	A	Baylor	64	69			
		133	A	Texas Tech	69	42			133	H	Texas Tech	79	57			
		4	H	Baylor	61	71			48	A	Kansas St.	72	53			
		24	A	Oklahoma	54	57			195	A	Kansas	65	45			

Non-Div I Games:

West Virginia

■ Loss, 
 ■ Non-Conf, 
 ■ S Site, 
 ■ H Home 
 ■ A Away 
 N Neutral

Average RPI Win:	301	WON-LOST	WINNING	LAST 10	STRENGTH OF	OPP. STRENGTH	TEAM	ADJ.	CONF.	ADJ CONF.
Average RPI Loss:	159	RECORD	PCT. RANK	GAMES	SCHEDULE	OF SCHEDULE	RPI	RPI	RPI	RPI
DIV. I ONLY	3- 19	335	2- 8	105	294	299	299	17	17	
DIV. I NON-CONF.	1- 10	330	0- 0	143	345	309	309	16	16	
TOTALS	RPI 1-25	RPI 26-50	W-L RECORDS	RPI 51-100	RPI 101-150	RPI 150+				
3- 19	0- 0	0- 1	OVERALL	0- 3	0- 7	3- 8				
2- 7	0- 0	0- 0	HOME	0- 1	0- 4	2- 2				
0- 12	0- 0	0- 1	AWAY	0- 2	0- 3	0- 6				
1- 0	0- 0	0- 0	NEUTRAL	0- 0	0- 0	1- 0				
1- 10	0- 0	0- 1	NON-CONFERENCE	0- 1	0- 1	1- 7				
0- 2	0- 0	0- 0	HOME	0- 0	0- 1	0- 1				
0- 8	0- 0	0- 1	AWAY	0- 1	0- 0	0- 6				
1- 0	0- 0	0- 0	NEUTRAL	0- 0	0- 0	1- 0				
2- 9	0- 0	0- 0	CONFERENCE	0- 2	0- 6	2- 1				
2- 5	0- 0	0- 0	HOME	0- 1	0- 3	2- 1				
0- 4	0- 0	0- 0	AWAY	0- 1	0- 3	0- 0				
0- 0	0- 0	0- 0	NEUTRAL	0- 0	0- 0	0- 0				

RPI 1-25				RPI 26-50				RPI 51-100				RPI 101+				Team's RPI: 299	
RPI	S	Opponent	Score	RPI	S	Opponent	Score	RPI	S	Opponent	Score	RPI	S	Opponent	Score		
				46	A	North Carolina St.	55 86	51	A	Duke	47 84	120	A	Mercer	42 63		
								61	A	Chattanooga	59 77	120	H	Mercer	88 92		
								61	H	Chattanooga	51 65	122	A	Samford	52 57		
												122	H	Samford	42 59		
												126	H	UNC Asheville	45 67		
												140	A	ETSU	62 74		
												140	H	ETSU	43 45		
												155	A	Davidson	51 64		
												197	A	Eastern Ky.	62 91		
												205	A	USC Upstate	59 68		
												215	H	Furman	76 83		
												255	H	Bethune-Cookman	59 66		
												284	A	Campbell	66 73		
												292	H	UNCG	84 72		
												297	A	Kennesaw St.	53 65		
												300	N	Florida A&M	69 53		
												307	A	Charleston So.	59 80		
												310	H	Wofford	74 72		
LAST 12 Division I GAMES:																	
				61	H	Chattanooga	51 65	215	H	Furman	76 83						
				140	H	ETSU	43 45	140	A	ETSU	62 74						
				122	A	Samford	52 57	61	A	Chattanooga	59 77						
				120	A	Mercer	42 63	120	H	Mercer	88 92						
				292	H	UNCG	84 72	122	H	Samford	42 59						
				310	H	Wofford	74 72	205	A	USC Upstate	59 68						

Non-Div I Games: Anderson (SC) 72 55 Brevard 68 60 Warren Wilson 106 52

Western Caro.



Average RPI Win:	283	WON-LOST	WINNING	LAST 10	STRENGTH OF	OPP. STRENGTH	TEAM	ADJ.	CONF.	ADJ CONF.
Average RPI Loss:	143	RECORD	PCT. RANK	GAMES	SCHEDULE	OF SCHEDULE	RPI	RPI	RPI	RPI
DIV. I ONLY	12- 11	158	6- 4	307	229	227	227	18	18	
DIV. I NON-CONF.	5- 6	180	0- 0	291	244	242	242	19	19	
TOTALS	RPI 1-25	RPI 26-50	W-L RECORDS	RPI 51-100	RPI 101-150	RPI 150+				
12- 11	0- 0	0- 1	OVERALL	0- 3	1- 3	11- 4				
6- 4	0- 0	0- 0	HOME	0- 1	1- 1	5- 2				
5- 6	0- 0	0- 1	AWAY	0- 2	0- 2	5- 1				
1- 1	0- 0	0- 0	NEUTRAL	0- 0	0- 0	1- 1				
5- 6	0- 0	0- 1	NON-CONFERENCE	0- 1	0- 1	5- 3				
2- 2	0- 0	0- 0	HOME	0- 0	0- 0	2- 2				
2- 3	0- 0	0- 1	AWAY	0- 1	0- 1	2- 0				
1- 1	0- 0	0- 0	NEUTRAL	0- 0	0- 0	1- 1				
7- 5	0- 0	0- 0	CONFERENCE	0- 2	1- 2	6- 1				
4- 2	0- 0	0- 0	HOME	0- 1	1- 1	3- 0				
3- 3	0- 0	0- 0	AWAY	0- 1	0- 1	3- 1				
0- 0	0- 0	0- 0	NEUTRAL	0- 0	0- 0	0- 0				

RPI S	Opponent	Score	RPI S	Opponent	Score	RPI S	Opponent	Score	RPI S	Opponent	Score	Team's RPI: 227
48	A Kansas St.	45 84	56	A Iowa	81 96	115	A IUPUI	87 96	115	H IUPUI	60 68	
			62	A South Dakota St.	63 85	128	A North Dakota	67 78	136	H Oral Roberts	72 61	
			79	H South Dakota	77 102	165	H SIUE	78 74	198	H Southeast Mo. St.	84 89	
						208	H Ill.-Chicago	70 78	255	N Bethune-Cookman	75 59	
						275	A Omaha	66 79	275	H Omaha	74 55	
						286	N Towson	77 83	308	A Denver	80 69	
						308	H Denver	63 60	309	A North Dakota St.	94 82	
						315	A Illinois St.	79 64	328	A IPFW	78 74	
						328	H IPFW	88 87	336	H Chicago St.	88 50	
						338	A Eastern Ill.	92 69				
LAST 12 Division I GAMES:												
308	A Denver	80 69	309	A North Dakota St.	94 82							
115	A IUPUI	87 96	308	H Denver	63 60							
328	H IPFW	88 87	115	H IUPUI	60 68							
275	H Omaha	74 55	328	A IPFW	78 74							
79	H South Dakota	77 102	275	A Omaha	66 79							
62	A South Dakota St.	63 85	136	H Oral Roberts	72 61							

Non-Div I Games: Ashford 86 58 Central Methodist 108 46

Western Ill.

Average RPI Win:	182	WON-LOST	WINNING	LAST 10	STRENGTH OF	OPP. STRENGTH	TEAM	ADJ.	CONF.	ADJ CONF.
Average RPI Loss:	86	RECORD	PCT. RANK	GAMES	SCHEDULE	OF SCHEDULE	RPI	RPI	RPI	RPI
DIV. I ONLY	18- 4	27	8- 2	143	108	49	49	12	12	
DIV. I NON-CONF.	8- 2	51	0- 0	199	115	53	53	10	10	
TOTALS	RPI 1-25	RPI 26-50	W-L RECORDS	RPI 51-100	RPI 101-150	RPI 150+				
18- 4	1- 0	0- 1	OVERALL	2- 2	4- 0	11- 1				
10- 1	1- 0	0- 1	HOME	2- 0	1- 0	6- 0				
7- 3	0- 0	0- 0	AWAY	0- 2	3- 0	4- 1				
1- 0	0- 0	0- 0	NEUTRAL	0- 0	0- 0	1- 0				
8- 2	1- 0	0- 0	NON-CONFERENCE	1- 1	1- 0	5- 1				
4- 0	1- 0	0- 0	HOME	1- 0	0- 0	2- 0				
3- 2	0- 0	0- 0	AWAY	0- 1	1- 0	2- 1				
1- 0	0- 0	0- 0	NEUTRAL	0- 0	0- 0	1- 0				
10- 2	0- 0	0- 1	CONFERENCE	1- 1	3- 0	6- 0				
6- 1	0- 0	0- 1	HOME	1- 0	1- 0	4- 0				
4- 1	0- 0	0- 0	AWAY	0- 1	2- 0	2- 0				
0- 0	0- 0	0- 0	NEUTRAL	0- 0	0- 0	0- 0				

RPI 1-25			RPI 26-50			Team's RPI: 49	RPI 51-100			RPI 101+		
RPI	S	Opponent	Score	RPI	S	Opponent	Score	RPI	S	Opponent	Score	
18	H	Louisville	71 69	32	H	UTEP	78 85	72	A	Middle Tenn.	75 83	141 A UAB 63 49
								80	A	Ball St.	60 74	143 A Marshall 80 76
								90	H	Charlotte	77 66	143 H Marshall 81 52
								99	H	Belmont	80 65	144 A UT Arlington 73 64
												159 A Ole Miss 53 59
												161 H Old Dominion 68 51
												164 N George Mason 84 58
												171 A Fla. Atlantic 81 62
												197 H Eastern Ky. 76 60
												200 A Col. of Charleston 78 44
												226 H North Texas 65 53
												240 H Rice 52 49
												244 H UTSA 72 65
												267 H Austin Peay 88 69
												289 A FIU 71 69
												335 A Lipscomb 64 56
LAST 12 Division I GAMES:												
143	A	Marshall	80 76	161	H	Old Dominion	68 51					
32	H	UTEP	78 85	226	H	North Texas	65 53					
244	H	UTSA	72 65	240	H	Rice	52 49					
72	A	Middle Tenn.	75 83	171	A	Fla. Atlantic	81 62					
141	A	UAB	63 49	289	A	FIU	71 69					
90	H	Charlotte	77 66	143	H	Marshall	81 52					

Non-Div I Games: Alas. Anchorage 62 58

Western Ky.

Average RPI Win:	244	WON-LOST	WINNING	LAST 10	STRENGTH OF	OPP. STRENGTH	TEAM	ADJ.	CONF.	ADJ CONF.
Average RPI Loss:	73	RECORD	PCT. RANK	GAMES	SCHEDULE	OF SCHEDULE	RPI	RPI	RPI	RPI
DIV. I ONLY	13- 10	132	6- 4	146	153	118	118	11	11	
DIV. I NON-CONF.	6- 4	125	0- 0	160	183	109	109	13	13	
TOTALS	RPI 1-25	RPI 26-50	W-L RECORDS	RPI 51-100	RPI 101-150	RPI 150+				
13- 10	0- 1	0- 2	OVERALL	0- 4	2- 3	11- 0				
6- 2	0- 0	0- 0	HOME	0- 1	1- 1	5- 0				
6- 6	0- 0	0- 2	AWAY	0- 2	1- 2	5- 0				
1- 2	0- 1	0- 0	NEUTRAL	0- 1	0- 0	1- 0				
6- 4	0- 1	0- 1	NON-CONFERENCE	0- 2	0- 0	6- 0				
2- 0	0- 0	0- 0	HOME	0- 0	0- 0	2- 0				
3- 2	0- 0	0- 1	AWAY	0- 1	0- 0	3- 0				
1- 2	0- 1	0- 0	NEUTRAL	0- 1	0- 0	1- 0				
7- 6	0- 0	0- 1	CONFERENCE	0- 2	2- 3	5- 0				
4- 2	0- 0	0- 0	HOME	0- 1	1- 1	3- 0				
3- 4	0- 0	0- 1	AWAY	0- 1	1- 2	2- 0				
0- 0	0- 0	0- 0	NEUTRAL	0- 0	0- 0	0- 0				

RPI 1-25				RPI 26-50				RPI 51-100				RPI 101+				Team's RPI: 118
RPI	S	Opponent	Score	RPI	S	Opponent	Score	RPI	S	Opponent	Score	RPI	S	Opponent	Score	
25	N	Mississippi St.	68 90	28	A	Ohio	63 73	64	N	FGCU	42 60	106	A	Eastern Mich.	66 70	
				31	A	Michigan St.	40 78	69	A	Central Mich.	51 53	114	A	Toledo	73 80	
								80	H	Ball St.	53 77	114	H	Toledo	68 80	
								95	A	Northwestern	62 86	119	H	Akron	69 65	
												134	A	Buffalo	92 78	
												167	A	Loyola Chicago	68 45	
												178	H	Detroit	70 66	
												212	N	Gardner-Webb	71 44	
												251	A	Bowling Green	65 49	
												251	H	Bowling Green	74 45	
												263	H	Miami (OH)	80 66	
												298	A	Bradley	72 59	
												317	A	Kent St.	65 53	
												317	H	Kent St.	73 52	
												328	A	IPFW	70 48	
												336	H	Chicago St.	65 56	
LAST 12 Division I GAMES:																
				119	H	Akron	69 65	80	H	Ball St.	53 77					
				251	A	Bowling Green	65 49	134	A	Buffalo	92 78					
				106	A	Eastern Mich.	66 70	263	H	Miami (OH)	80 66					
				114	H	Toledo	68 80	317	H	Kent St.	73 52					
				317	A	Kent St.	65 53	114	A	Toledo	73 80					
				69	A	Central Mich.	51 53	251	H	Bowling Green	74 45					

Non-Div I Games: Ferris St. 73 41 Wis.-Parkside 56 49

Western Mich.

■ Loss, 
 ■ Non-Conf, 
 ■ S Site, 
 ■ H Home 
 ■ A Away 
 N Neutral

Average RPI Win:	245	WON-LOST	WINNING	LAST 10	STRENGTH OF	OPP. STRENGTH	TEAM	ADJ.	CONF.	ADJ CONF.
Average RPI Loss:	163	RECORD	PCT. RANK	GAMES	SCHEDULE	OF SCHEDULE	RPI	RPI	RPI	RPI
DIV. I ONLY	6- 18	289	2- 3	197	210	294	294	21	21	
DIV. I NON-CONF.	3- 8	258	1- 0	154	216	262	262	17	17	
TOTALS	RPI 1-25	RPI 26-50	W-L RECORDS	RPI 51-100	RPI 101-150	RPI 150+				
6- 18	0- 1	0- 2	OVERALL	0- 1	1- 5	5- 9				
5- 8	0- 1	0- 1	HOME	0- 1	1- 2	4- 3				
1- 9	0- 0	0- 1	AWAY	0- 0	0- 3	1- 5				
0- 1	0- 0	0- 0	NEUTRAL	0- 0	0- 0	0- 1				
3- 8	0- 1	0- 2	NON-CONFERENCE	0- 0	0- 1	3- 4				
2- 4	0- 1	0- 1	HOME	0- 0	0- 0	2- 2				
1- 3	0- 0	0- 1	AWAY	0- 0	0- 1	1- 1				
0- 1	0- 0	0- 0	NEUTRAL	0- 0	0- 0	0- 1				
3- 10	0- 0	0- 0	CONFERENCE	0- 1	1- 4	2- 5				
3- 4	0- 0	0- 0	HOME	0- 1	1- 2	2- 1				
0- 6	0- 0	0- 0	AWAY	0- 0	0- 2	0- 4				
0- 0	0- 0	0- 0	NEUTRAL	0- 0	0- 0	0- 0				

RPI S	Opponent	Score	RPI S	Opponent	Score	RPI S	Opponent	Score	RPI S	Opponent	Score	Team's RPI: 294
15	H Tennessee	51 58	33	H Missouri	37 57	85	H Missouri St.	57 77	107	A Drake	59 81	
			44	A Arkansas St.	40 67				107	H Drake	56 87	
									121	A UNI	48 69	
									121	H UNI	44 55	
									142	A Creighton	54 79	
									145	H Southern Ill.	57 48	
									167	A Loyola Chicago	55 60	
									167	H Loyola Chicago	65 62	
									175	H Eastern Wash.	62 67	
									198	H Southeast Mo. St.	62 66	
									203	N Richmond	50 63	
									233	A Indiana St.	33 59	
									264	H N.C. A&T	55 53	
									274	A Tennessee Tech	48 54	
									281	H Prairie View	64 36	
									289	A FIU	76 62	
									298	A Bradley	44 50	
									298	H Bradley	50 55	
									315	A Illinois St.	49 70	
									322	H Evansville	58 50	
LAST 12 Division I GAMES:												
289	A	FIU	76	62	322	H	Evansville	58	50			
167	H	Loyola Chicago	65	62	145	H	Southern Ill.	57	48			
298	H	Bradley	50	55	298	A	Bradley	44	50			
121	A	UNI	48	69	167	A	Loyola Chicago	55	60			
107	A	Drake	59	81	107	H	Drake	56	87			
85	H	Missouri St.	57	77	121	H	UNI	44	55			

Non-Div I Games:

Wichita St.

## William &amp; Mary

Through Games Of Feb. 14, 2016

Average RPI Win:	246	WON-LOST	WINNING	LAST 10	STRENGTH OF	OPP. STRENGTH	TEAM	ADJ.	CONF.	ADJ CONF.
Average RPI Loss:	146	RECORD	PCT. RANK	GAMES	SCHEDULE	OF SCHEDULE	RPI	RPI	RPI	RPI
DIV. I ONLY	13- 11	148	2- 8	309	182	221	221	13	13	
DIV. I NON-CONF.	9- 2	37	0- 0	345	298	156	156	12	12	
TOTALS	RPI 1-25	RPI 26-50	W-L RECORDS	RPI 51-100	RPI 101-150	RPI 150+				
13- 11	0- 0	1- 0	OVERALL	0- 4	0- 1	12- 6				
8- 4	0- 0	1- 0	HOME	0- 2	0- 0	7- 2				
5- 7	0- 0	0- 0	AWAY	0- 0	0- 0	5- 2				
0- 0	0- 0	0- 0	NEUTRAL	0- 0	0- 0	0- 0				
9- 2	0- 0	0- 0	NON-CONFERENCE	0- 0	0- 1	9- 1				
5- 0	0- 0	0- 0	HOME	0- 0	0- 0	5- 0				
4- 2	0- 0	0- 0	AWAY	0- 0	0- 1	4- 1				
0- 0	0- 0	0- 0	NEUTRAL	0- 0	0- 0	0- 0				
4- 9	0- 0	1- 0	CONFERENCE	0- 4	0- 0	3- 5				
3- 4	0- 0	1- 0	HOME	0- 2	0- 0	2- 2				
1- 5	0- 0	0- 0	AWAY	0- 2	0- 0	1- 3				
0- 0	0- 0	0- 0	NEUTRAL	0- 0	0- 0	0- 0				

RPI S	Opponent	Score	RPI S	Opponent	Score	RPI S	Opponent	Score	RPI S	Opponent	Score	Team's RPI: 221
35	H James Madison	65 59	67	A Hofstra	45 75	105	A VCU	47 73				
			67	H Hofstra	53 61	161	H Old Dominion	75 64				
			87	H Drexel	50 67	172	A Northeastern	68 69				
			93	A Elon	51 73	172	H Northeastern	69 62				
						173	A Delaware	63 67				
						173	H Delaware	53 69				
						200	H Col. of Charleston	51 55				
						203	A Richmond	50 56				
						214	H Grambling	74 55				
						241	A Clemson	58 41				
						248	H American	62 51				
						259	A Loyola Maryland	62 61				
						261	A UNCW	44 59				
						261	H UNCW	77 65				
						286	A Towson	73 54				
						310	H Wofford	75 55				
						323	A Delaware St.	65 59				
						339	A Mt. St. Mary's	76 74				
						346	H Norfolk St.	67 47				
LAST 12 Division I GAMES:												
173	H Delaware	53 69	173	A Delaware	63 67							
67	H Hofstra	53 61	261	H UNCW	77 65							
261	A UNCW	44 59	67	A Hofstra	45 75							
93	A Elon	51 73	172	A Northeastern	68 69							
172	H Northeastern	69 62	87	H Drexel	50 67							
200	H Col. of Charleston	51 55	286	A Towson	73 54							

Non-Div I Games:

William &amp; Mary

■ Loss, 
■ Non-Conf, 
■ S Site, 
■ H Home 
■ A Away 
N Neutral

Average RPI Win: <b>287</b>	WON-LOST	WINNING	LAST 10	STRENGTH OF	OPP. STRENGTH	TEAM	ADJ.	CONF.	ADJ CONF.
Average RPI Loss: <b>167</b>	RECORD	PCT. RANK	GAMES	SCHEDULE	OF SCHEDULE	RPI	RPI	RPI	RPI
DIV. I ONLY	<b>4- 19</b>	<b>320</b>	<b>2- 8</b>	<b>167</b>	<b>263</b>	<b>312</b>	<b>312</b>	<b>27</b>	<b>27</b>
DIV. I NON-CONF.	<b>1- 8</b>	<b>320</b>	<b>0- 0</b>	<b>54</b>	<b>42</b>	<b>246</b>	<b>246</b>	<b>29</b>	<b>29</b>
TOTALS	RPI 1-25	RPI 26-50	W-L RECORDS	RPI 51-100	RPI 101-150	RPI 150+			
4- 19	0- 2	0- 2	OVERALL	0- 2	0- 3	4- 10			
4- 5	0- 0	0- 0	HOME	0- 0	0- 1	4- 4			
0- 13	0- 2	0- 1	AWAY	0- 2	0- 2	0- 6			
0- 1	0- 0	0- 1	NEUTRAL	0- 0	0- 0	0- 0			
1- 8	0- 2	0- 2	NON-CONFERENCE	0- 1	0- 1	1- 2			
1- 0	0- 0	0- 0	HOME	0- 0	0- 0	1- 0			
0- 7	0- 2	0- 1	AWAY	0- 1	0- 1	0- 2			
0- 1	0- 0	0- 1	NEUTRAL	0- 0	0- 0	0- 0			
3- 11	0- 0	0- 0	CONFERENCE	0- 1	0- 2	3- 8			
3- 5	0- 0	0- 0	HOME	0- 0	0- 1	3- 4			
0- 6	0- 0	0- 0	AWAY	0- 1	0- 1	0- 4			
0- 0	0- 0	0- 0	NEUTRAL	0- 0	0- 0	0- 0			

RPI 1-25				RPI 26-50				RPI 51-100				RPI 101+ Team's RPI: 312			
RPI	S	Opponent	Score	RPI	S	Opponent	Score	RPI	S	Opponent	Score	RPI	S	Opponent	Score
3	A	South Carolina	37 86	28	N	Ohio	54 75	51	A	Duke	50 78	119	A	Akron	59 76
24	A	Oklahoma	48 78	50	A	Auburn	33 76	98	A	Liberty	61 77	126	A	UNC Asheville	55 63
												126	H	UNC Asheville	59 67
												200	A	Col. of Charleston	63 77
												202	A	Radford	44 66
												212	A	Gardner-Webb	52 70
												212	H	Gardner-Webb	81 62
												215	A	Furman	52 71
												225	H	Presbyterian	48 59
												252	H	High Point	67 74
												284	H	Campbell	50 49
												305	H	Coastal Caro.	52 43
												307	A	Charleston So.	51 54
												307	H	Charleston So.	50 58
												316	A	Longwood	60 67
												316	H	Longwood	60 63
												348	H	N.C. Central	62 39
LAST 12 Division I GAMES:															
305	H	Coastal Caro.	52 43	252	H	High Point	67 74								
212	A	Gardner-Webb	52 70	98	A	Liberty	61 77								
126	H	UNC Asheville	59 67	225	H	Presbyterian	48 59								
307	H	Charleston So.	50 58	202	A	Radford	44 66								
316	A	Longwood	60 67	316	H	Longwood	60 63								
284	H	Campbell	50 49	126	A	UNC Asheville	55 63								

Non-Div I Games:

Winthrop

Average RPI Win: <b>137</b>	WON-LOST	WINNING	LAST 10	STRENGTH OF	OPP. STRENGTH	TEAM	ADJ.	CONF.	ADJ CONF.
Average RPI Loss: <b>67</b>	RECORD	PCT. RANK	GAMES	SCHEDULE	OF SCHEDULE	RPI	RPI	RPI	RPI
DIV. I ONLY	7- 17	277	1- 9	19	22	151	151	4	4
DIV. I NON-CONF.	4- 6	201	0- 0	51	82	152	152	4	4
TOTALS	RPI 1-25	RPI 26-50	W-L RECORDS	RPI 51-100	RPI 101-150	RPI 150+			
7- 17	0- 4	1- 4	OVERALL	1- 6	2- 1	3- 2			
5- 7	0- 3	1- 1	HOME	1- 2	1- 1	2- 0			
1- 10	0- 1	0- 3	AWAY	0- 4	1- 0	0- 2			
1- 0	0- 0	0- 0	NEUTRAL	0- 0	0- 0	1- 0			
4- 6	0- 2	0- 0	NON-CONFERENCE	0- 2	1- 1	3- 1			
2- 3	0- 2	0- 0	HOME	0- 0	0- 1	2- 0			
1- 3	0- 0	0- 0	AWAY	0- 2	1- 0	0- 1			
1- 0	0- 0	0- 0	NEUTRAL	0- 0	0- 0	1- 0			
3- 11	0- 2	1- 4	CONFERENCE	1- 4	1- 0	0- 1			
3- 4	0- 1	1- 1	HOME	1- 2	1- 0	0- 0			
0- 7	0- 1	0- 3	AWAY	0- 2	0- 0	0- 1			
0- 0	0- 0	0- 0	NEUTRAL	0- 0	0- 0	0- 0			

RPI 1-25				RPI 26-50				RPI 51-100				RPI 101+ Team's RPI: 151			
RPI	S	Opponent	Score	RPI	S	Opponent	Score	RPI	S	Opponent	Score	RPI	S	Opponent	Score
5	A	Ohio St.	61 <b>87</b>	31	A	Michigan St.	67 <b>77</b>	51	A	Dayton	64 <b>87</b>	107	H	Drake	70 <b>89</b>
11	H	Maryland	65 <b>90</b>	31	H	Michigan St.	54 <b>77</b>	56	H	Iowa	54 <b>57</b>	116	A	Wake Forest	64 51
22	H	Florida	75 <b>91</b>	41	A	Rutgers	41 <b>61</b>	58	H	Purdue	64 57	131	H	Penn St.	82 62
23	H	Green Bay	58 <b>72</b>	47	A	Indiana	57 <b>67</b>	65	A	Michigan	65 <b>82</b>	166	A	Illinois	65 <b>71</b>
				47	H	Indiana	73 69	68	A	Nebraska	62 <b>75</b>	173	N	Delaware	54 52
								81	H	Minnesota	77 <b>84</b>	176	H	Louisiana Tech	79 65
								82	A	Marquette	61 <b>77</b>	247	A	San Diego St.	57 <b>63</b>
												257	H	Northern Ill.	89 62
LAST 12 Division I GAMES:															
47	A	Indiana	57 <b>67</b>	81	H	Minnesota	77 <b>84</b>								
65	A	Michigan	65 <b>82</b>	11	H	Maryland	65 <b>90</b>								
58	H	Purdue	64 57	166	A	Illinois	65 <b>71</b>								
5	A	Ohio St.	61 <b>87</b>	56	H	Iowa	54 <b>57</b>								
31	H	Michigan St.	54 <b>77</b>	131	H	Penn St.	82 62								
68	A	Nebraska	62 <b>75</b>	41	A	Rutgers	41 <b>61</b>								

Non-Div I Games:

Wisconsin

■ Loss, 
■ Non-Conf, 
■ S Site, 
■ H Home 
■ A Away 
N Neutral

Average RPI Win: <b>284</b>	WON-LOST	WINNING	LAST 10	STRENGTH OF	OPP. STRENGTH	TEAM	ADJ.	CONF.	ADJ CONF.
Average RPI Loss: <b>179</b>	RECORD	PCT. RANK	GAMES	SCHEDULE	OF SCHEDULE	RPI	RPI	RPI	RPI
DIV. I ONLY	5- 17	302	1- 8	211	321	310	310	17	17
DIV. I NON-CONF.	4- 8	234	1- 0	245	349	288	288	16	16
TOTALS	RPI 1-25	RPI 26-50	W-L RECORDS	RPI 51-100	RPI 101-150	RPI 150+			
5- 17	0- 0	0- 0	OVERALL	0- 3	0- 6	5- 8			
4- 6	0- 0	0- 0	HOME	0- 1	0- 4	4- 1			
1- 11	0- 0	0- 0	AWAY	0- 2	0- 2	1- 7			
0- 0	0- 0	0- 0	NEUTRAL	0- 0	0- 0	0- 0			
4- 8	0- 0	0- 0	NON-CONFERENCE	0- 1	0- 2	4- 5			
4- 1	0- 0	0- 0	HOME	0- 0	0- 1	4- 0			
0- 7	0- 0	0- 0	AWAY	0- 1	0- 1	0- 5			
0- 0	0- 0	0- 0	NEUTRAL	0- 0	0- 0	0- 0			
1- 9	0- 0	0- 0	CONFERENCE	0- 2	0- 4	1- 3			
0- 5	0- 0	0- 0	HOME	0- 1	0- 3	0- 1			
1- 4	0- 0	0- 0	AWAY	0- 1	0- 1	1- 2			
0- 0	0- 0	0- 0	NEUTRAL	0- 0	0- 0	0- 0			

RPI S	Opponent	Score	RPI S	Opponent	Score	RPI S	Opponent	Score	RPI S	Opponent	Score	Team's RPI: 310
						61	A Chattanooga	48 <b>65</b>	110	A Virginia Tech	42 <b>73</b>	
						61	H Chattanooga	40 <b>53</b>	120	H Mercer	61 <b>70</b>	
						81	A Minnesota	54 <b>98</b>	122	H Samford	39 <b>58</b>	
									126	H UNC Asheville	63 <b>70</b>	
									140	A ETSU	69 <b>70</b>	
									140	H ETSU	54 <b>70</b>	
									202	H Radford	79 70	
									212	A Gardner-Webb	61 <b>64</b>	
									215	A Furman	64 <b>70</b>	
									215	H Furman	61 <b>70</b>	
									221	A William & Mary	55 <b>75</b>	
									282	H Jacksonville St.	66 54	
									292	A UNCG	58 56	
									297	H Kennesaw St.	70 59	
									299	A Western Caro.	72 <b>74</b>	
									305	A Coastal Caro.	69 <b>83</b>	
									307	A Charleston So.	64 <b>74</b>	
									311	A South Carolina St.	47 <b>60</b>	
									348	H N.C. Central	60 37	
LAST 12 Division I GAMES:												
215	A Furman	64 <b>70</b>	292	A UNCG	58 56							
61	A Chattanooga	48 <b>65</b>	215	H Furman	61 <b>70</b>							
140	A ETSU	69 <b>70</b>	140	H ETSU	54 <b>70</b>							
122	H Samford	39 <b>58</b>	61	H Chattanooga	40 <b>53</b>							
120	H Mercer	61 <b>70</b>	297	H Kennesaw St.	70 59							
299	A Western Caro.	72 <b>74</b>	305	A Coastal Caro.	69 <b>83</b>							

Non-Div I Games: Montreat 83 48 Bluefield Col. 69 58

Wofford

■ Loss, 
 ■ Non-Conf, 
 ■ S Site, 
 ■ H Home 
 ■ A Away 
 N Neutral



Average RPI Win:	221	WON-LOST	WINNING	LAST 10	STRENGTH OF	OPP. STRENGTH	TEAM	ADJ.	CONF.	ADJ CONF.
Average RPI Loss:	70	RECORD	PCT. RANK	GAMES	SCHEDULE	OF SCHEDULE	RPI	RPI	RPI	RPI
DIV. I ONLY	17- 6	53	7- 3	187	131	91	91	14	14	
DIV. I NON-CONF.	8- 3	77	0- 0	264	90	127	127	15	15	
TOTALS	RPI 1-25	RPI 26-50	W-L RECORDS	RPI 51-100	RPI 101-150	RPI 150+				
17- 6	0- 1	1- 2	OVERALL	0- 1	0- 1	16- 1				
7- 3	0- 1	0- 1	HOME	0- 0	0- 0	7- 1				
8- 2	0- 0	0- 1	AWAY	0- 0	0- 1	8- 0				
2- 1	0- 0	1- 0	NEUTRAL	0- 1	0- 0	1- 0				
8- 3	0- 0	1- 2	NON-CONFERENCE	0- 1	0- 0	7- 0				
4- 1	0- 0	0- 1	HOME	0- 0	0- 0	4- 0				
2- 1	0- 0	0- 1	AWAY	0- 0	0- 0	2- 0				
2- 1	0- 0	1- 0	NEUTRAL	0- 1	0- 0	1- 0				
9- 3	0- 1	0- 0	CONFERENCE	0- 0	0- 1	9- 1				
3- 2	0- 1	0- 0	HOME	0- 0	0- 0	3- 1				
6- 1	0- 0	0- 0	AWAY	0- 0	0- 1	6- 0				
0- 0	0- 0	0- 0	NEUTRAL	0- 0	0- 0	0- 0				

RPI S	Opponent	Score	RPI S	Opponent	Score	RPI S	Opponent	Score	RPI S	Opponent	Score
23	H Green Bay	58 63	26	H Georgia	57 63	56	N Iowa	77 83	104	A Youngstown St.	69 72
			27	N George Washington	77 71				154	A Northern Ky.	76 65
			29	A Miami (FL)	67 80				154	H Northern Ky.	66 61
									178	A Detroit	89 71
									184	H Milwaukee	60 82
									194	H Butler	66 53
									197	A Eastern Ky.	71 69
									199	A Oakland	77 72
									208	A Ill.-Chicago	80 72
									208	H Ill.-Chicago	73 62
									231	A Valparaiso	65 54
									231	H Valparaiso	80 63
									258	N Houston	75 61
									267	H Austin Peay	77 56
									293	A Cleveland St.	93 65
									306	H Southeastern La.	106 72
									317	A Kent St.	73 68
									335	H Lipscomb	92 65
LAST 12 Division I GAMES:											
154	A Northern Ky.	76 65	184	H Milwaukee	60 82						
208	A Ill.-Chicago	80 72	199	A Oakland	77 72						
231	A Valparaiso	65 54	178	A Detroit	89 71						
293	A Cleveland St.	93 65	154	H Northern Ky.	66 61						
104	A Youngstown St.	69 72	231	H Valparaiso	80 63						
23	H Green Bay	58 63	208	H Ill.-Chicago	73 62						

Non-Div I Games: Mt. St. Joseph 117 26 Cincinnati Christian 107 44

Wright St.

Average RPI Win: <b>253</b>	WON-LOST	WINNING	LAST 10	STRENGTH OF	OPP. STRENGTH	TEAM	ADJ.	CONF.	ADJ CONF.
Average RPI Loss: <b>162</b>	RECORD	PCT. RANK	GAMES	SCHEDULE	OF SCHEDULE	RPI	RPI	RPI	RPI
DIV. I ONLY	11- 11	166	3- 7	290	239	236	236	19	19
DIV. I NON-CONF.	6- 3	100	0- 0	216	284	130	130	20	20
<hr/>									
TOTALS	RPI 1-25	RPI 26-50	W-L RECORDS	RPI 51-100	RPI 101-150	RPI 150+			
11- 11	0- 0	0- 1	OVERALL	0- 2	1- 3	10- 5			
8- 4	0- 0	0- 0	HOME	0- 1	1- 1	7- 2			
3- 7	0- 0	0- 1	AWAY	0- 1	0- 2	3- 3			
0- 0	0- 0	0- 0	NEUTRAL	0- 0	0- 0	0- 0			
6- 3	0- 0	0- 0	NON-CONFERENCE	0- 2	0- 1	6- 0			
4- 1	0- 0	0- 0	HOME	0- 1	0- 0	4- 0			
2- 2	0- 0	0- 0	AWAY	0- 1	0- 1	2- 0			
0- 0	0- 0	0- 0	NEUTRAL	0- 0	0- 0	0- 0			
5- 8	0- 0	0- 1	CONFERENCE	0- 0	1- 2	4- 5			
4- 3	0- 0	0- 0	HOME	0- 0	1- 1	3- 2			
1- 5	0- 0	0- 1	AWAY	0- 0	0- 1	1- 3			
0- 0	0- 0	0- 0	NEUTRAL	0- 0	0- 0	0- 0			

RPI 1-25			RPI 26-50			RPI 51-100			RPI 101+ Team's RPI: 236		
RPI	S	Opponent	Score	RPI	S	Opponent	Score	RPI	S	Opponent	Score
				45	A	Colorado St.	42 <b>63</b>	57	H	St. Mary's (CA)	64 <b>70</b>
								96	A	Gonzaga	57 <b>61</b>
								132	A	Idaho	57 <b>61</b>
								137	A	Boise St.	49 <b>58</b>
								137	H	Boise St.	82 58
								147	H	Fresno St.	42 <b>49</b>
								160	H	Montana St.	75 69
								179	H	Colorado	77 68
								182	A	UNLV	37 <b>66</b>
								186	H	New Mexico	66 48
								189	H	San Jose St.	66 <b>67</b>
								207	H	Montana	68 61
								217	A	Utah St.	75 <b>84</b>
								247	H	San Diego St.	77 <b>84</b>
								260	H	UC Santa Barbara	76 67
								308	A	Denver	75 64
								329	A	Nevada	65 <b>68</b>
								329	H	Nevada	68 53
								337	A	Cal St. Fullerton	61 56
								342	A	Air Force	67 45
								342	H	Air Force	84 56
LAST 12 Division I GAMES:											
137	H	Boise St.	82 58	329	A	Nevada	65 <b>68</b>				
217	A	Utah St.	75 <b>84</b>	186	H	New Mexico	66 48				
342	H	Air Force	84 56	189	H	San Jose St.	66 <b>67</b>				
45	A	Colorado St.	42 <b>63</b>	182	A	UNLV	37 <b>66</b>				
147	H	Fresno St.	42 <b>49</b>	342	A	Air Force	67 45				
137	A	Boise St.	49 <b>58</b>	329	H	Nevada	68 53				

Non-Div I Games: Chadron St. 81 53

Wyoming

Average RPI Win:	220	WON-LOST	WINNING	LAST 10	STRENGTH OF	OPP. STRENGTH	TEAM	ADJ.	CONF.	ADJ CONF.
Average RPI Loss:	60	RECORD	PCT. RANK	GAMES	SCHEDULE	OF SCHEDULE	RPI	RPI	RPI	RPI
DIV. I ONLY	17- 8	76	5- 5	276	74	138	138	6	6	
DIV. I NON-CONF.	9- 2	37	0- 0	338	224	195	195	6	6	
TOTALS	RPI 1-25	RPI 26-50	W-L RECORDS	RPI 51-100	RPI 101-150	RPI 150+				
17- 8	0- 2	0- 2	OVERALL	3- 3	1- 1	13- 0				
15- 2	0- 1	0- 0	HOME	3- 1	1- 0	11- 0				
2- 6	0- 0	0- 0	AWAY	0- 0	0- 0	2- 0				
0- 0	0- 0	0- 0	NEUTRAL	0- 0	0- 0	0- 0				
9- 2	0- 0	0- 0	NON-CONFERENCE	0- 2	0- 0	9- 0				
9- 1	0- 0	0- 0	HOME	0- 1	0- 0	9- 0				
0- 1	0- 0	0- 0	AWAY	0- 1	0- 0	0- 0				
0- 0	0- 0	0- 0	NEUTRAL	0- 0	0- 0	0- 0				
8- 6	0- 2	0- 2	CONFERENCE	3- 1	1- 1	4- 0				
6- 1	0- 1	0- 0	HOME	3- 0	1- 0	2- 0				
2- 5	0- 1	0- 2	AWAY	0- 1	0- 1	2- 0				
0- 0	0- 0	0- 0	NEUTRAL	0- 0	0- 0	0- 0				

RPI 1-25				RPI 26-50				RPI 51-100				RPI 101+ Team's RPI: 138			
RPI	S	Opponent	Score	RPI	S	Opponent	Score	RPI	S	Opponent	Score	RPI	S	Opponent	Score
20	A	DePaul	52 82	34	A	Seton Hall	66 82	54	H	Villanova	74 67	142	A	Creighton	47 74
20	H	DePaul	53 70	42	A	St. John's (NY)	41 57	65	A	Michigan	54 92	142	H	Creighton	57 55
								72	H	Middle Tenn.	53 62	194	A	Butler	73 63
								82	A	Marquette	69 74	194	H	Butler	55 47
								82	H	Marquette	71 66	202	H	Radford	63 56
								89	H	Georgetown	59 54	219	H	Cincinnati	65 56
												232	H	Binghamton	64 55
												253	A	Providence	62 54
												253	H	Providence	72 47
												274	H	Tennessee Tech	64 47
												297	H	Kennesaw St.	62 59
												304	H	UMES	61 56
												306	H	Southeastern La.	67 27
												318	H	Howard	70 47
												322	H	Evansville	65 57
LAST 12 Division I GAMES:															
82	A	Marquette	69 74	34	A	Seton Hall	66 82								
20	A	DePaul	52 82	20	H	DePaul	53 70								
142	H	Creighton	57 55	82	H	Marquette	71 66								
253	H	Providence	72 47	253	A	Providence	62 54								
194	H	Butler	55 47	142	A	Creighton	47 74								
42	A	St. John's (NY)	41 57	194	A	Butler	73 63								

Non-Div I Games:

Xavier

Average RPI Win:	230	WON-LOST	WINNING	LAST 10	STRENGTH OF	OPP. STRENGTH	TEAM	ADJ.	CONF.	ADJ CONF.
Average RPI Loss:	94	RECORD	PCT. RANK	GAMES	SCHEDULE	OF SCHEDULE	RPI	RPI	RPI	RPI
DIV. I ONLY	10- 14	223	3- 7	66	177	156	156	10	10	
DIV. I NON-CONF.	8- 8	160	1- 3	93	179	138	138	11	11	
TOTALS	RPI 1-25	RPI 26-50	W-L RECORDS	RPI 51-100	RPI 101-150	RPI 150+				
10- 14	0- 0	0- 5	OVERALL	0- 3	2- 3	8- 3				
7- 3	0- 0	0- 0	HOME	0- 1	1- 1	6- 1				
1- 10	0- 0	0- 4	AWAY	0- 2	0- 2	1- 2				
2- 1	0- 0	0- 1	NEUTRAL	0- 0	1- 0	1- 0				
8- 8	0- 0	0- 3	NON-CONFERENCE	0- 3	2- 2	6- 0				
6- 1	0- 0	0- 0	HOME	0- 1	1- 0	5- 0				
0- 6	0- 0	0- 2	AWAY	0- 2	0- 2	0- 0				
2- 1	0- 0	0- 1	NEUTRAL	0- 0	1- 0	1- 0				
2- 6	0- 0	0- 2	CONFERENCE	0- 0	0- 1	2- 3				
1- 2	0- 0	0- 0	HOME	0- 0	0- 1	1- 1				
1- 4	0- 0	0- 2	AWAY	0- 0	0- 0	1- 2				
0- 0	0- 0	0- 0	NEUTRAL	0- 0	0- 0	0- 0				

RPI S	Opponent	Score	RPI S	Opponent	Score	RPI S	Opponent	Score	RPI S	Opponent	Score	Team's RPI: 156
36	A Penn	49 68	37	N West Virginia	60 70	51	A Dayton	75 81	102	A North Carolina	63 70	
38	A Princeton	50 65	42	A St. John's (NY)	56 69	53	A Albany (NY)	70 74	110	N Iona	63 48	
47	A Indiana	60 76	47	A Indiana	60 76	74	H Army West Point	61 65	112	A Boston College	60 73	
									117	H Harvard	69 72	
									139	H Stony Brook	62 57	
									153	A Cornell	63 74	
									188	A Brown	48 39	
									188	H Brown	81 54	
									220	A Columbia	71 77	
									228	H Manhattan	62 36	
									235	H Dartmouth	63 68	
									242	H New Hampshire	63 46	
									243	H Holy Cross	69 59	
									303	N Fairleigh Dickinson	77 58	
									315	H Illinois St.	60 47	
									343	H Wagner	78 60	
LAST 12 Division I GAMES:												
117	H Harvard	69 72	188	A Brown	48 39							
235	H Dartmouth	63 68	188	H Brown	81 54							
153	A Cornell	63 74	112	A Boston College	60 73							
220	A Columbia	71 77	242	H New Hampshire	63 46							
38	A Princeton	50 65	53	A Albany (NY)	70 74							
36	A Penn	49 68	47	A Indiana	60 76							

Non-Div I Games: Albertus Magnus 67 34

Yale

Average RPI Win:	201	WON-LOST	WINNING	LAST 10	STRENGTH OF	OPP. STRENGTH	TEAM	ADJ.	CONF.	ADJ CONF.
Average RPI Loss:	144	RECORD	PCT. RANK	GAMES	SCHEDULE	OF SCHEDULE	RPI	RPI	RPI	RPI
DIV. I ONLY	14- 8	95	4- 6	134	196	104	104	14	14	
DIV. I NON-CONF.	7- 2	57	0- 0	271	227	106	106	15	15	
TOTALS	RPI 1-25	RPI 26-50	W-L RECORDS	RPI 51-100	RPI 101-150	RPI 150+				
14- 8	0- 2	0- 0	OVERALL	2- 0	0- 2	12- 4				
8- 3	0- 1	0- 0	HOME	1- 0	0- 0	7- 2				
6- 5	0- 1	0- 0	AWAY	1- 0	0- 2	5- 2				
0- 0	0- 0	0- 0	NEUTRAL	0- 0	0- 0	0- 0				
7- 2	0- 0	0- 0	NON-CONFERENCE	1- 0	0- 2	6- 0				
5- 0	0- 0	0- 0	HOME	0- 0	0- 0	5- 0				
2- 2	0- 0	0- 0	AWAY	1- 0	0- 2	1- 0				
0- 0	0- 0	0- 0	NEUTRAL	0- 0	0- 0	0- 0				
7- 6	0- 2	0- 0	CONFERENCE	1- 0	0- 0	6- 4				
3- 3	0- 1	0- 0	HOME	1- 0	0- 0	2- 2				
4- 3	0- 1	0- 0	AWAY	0- 0	0- 0	4- 2				
0- 0	0- 0	0- 0	NEUTRAL	0- 0	0- 0	0- 0				

RPI 1-25				RPI 26-50				RPI 51-100				RPI 101+ Team's RPI: 104			
RPI	S	Opponent	Score	RPI	S	Opponent	Score	RPI	S	Opponent	Score	RPI	S	Opponent	Score
23	A	Green Bay	35 69					88	A	Bucknell	55 47	119	A	Akron	49 74
23	H	Green Bay	60 68					91	H	Wright St.	72 69	131	A	Penn St.	51 68
												154	H	Northern Ky.	77 88
												178	A	Detroit	72 70
												178	H	Detroit	68 69
												184	A	Milwaukee	70 62
												184	H	Milwaukee	69 67
												193	H	Robert Morris	55 46
												199	A	Oakland	96 77
												199	H	Oakland	67 63
												201	H	Canisius	53 51
												202	H	Radford	54 53
												208	A	Ill.-Chicago	69 64
												231	A	Valparaiso	60 65
												262	H	Tennessee St.	69 58
												293	A	Cleveland St.	68 75
												302	A	Niagara	71 54
												317	H	Kent St.	91 61
LAST 12 Division I GAMES:															
184	A	Milwaukee	70 62	231	A	Valparaiso	60 65								
23	A	Green Bay	35 69	208	A	Ill.-Chicago	69 64								
178	H	Detroit	68 69	293	A	Cleveland St.	68 75								
199	H	Oakland	67 63	23	H	Green Bay	60 68								
154	H	Northern Ky.	77 88	184	H	Milwaukee	69 67								
91	H	Wright St.	72 69	178	A	Detroit	72 70								

Non-Div I Games: Lake Erie 89 61 Salem Int'l 80 40

Youngstown St.

Loss, Non-Conf, S Site, H Home A Away N Neutral