

Average RPI Win: 283		WON-LOST	WINNING	LAST 10	STRENGTH OF	OPP. STRENGTH	TEAM	ADJ.	CONF.	ADJ CONF.
Average RPI Loss: 203		RECORD	PCT. RANK	GAMES	SCHEDULE	OF SCHEDULE	RPI	RPI	RPI	RPI
DIV. I ONLY		7- 15	270	5- 5	319	291	326	326	28	28
DIV. I NON-CONF.		2- 7	280	0- 0	247	281	321	321	26	26
TOTALS		RPI 1-25	RPI 26-50	W-L RECORDS	RPI 51-100	RPI 101-150	RPI 150+			
7- 15	0- 0		0- 0	OVERALL	0- 0	0- 3	7- 12			
5- 8	0- 0		0- 0	HOME	0- 0	0- 1	5- 7			
2- 6	0- 0		0- 0	AWAY	0- 0	0- 1	2- 5			
0- 1	0- 0		0- 0	NEUTRAL	0- 0	0- 1	0- 0			
2- 7	0- 0		0- 0	NON-CONFERENCE	0- 0	0- 1	2- 6			
2- 4	0- 0		0- 0	HOME	0- 0	0- 0	2- 4			
0- 2	0- 0		0- 0	AWAY	0- 0	0- 0	0- 2			
0- 1	0- 0		0- 0	NEUTRAL	0- 0	0- 1	0- 0			
5- 8	0- 0		0- 0	CONFERENCE	0- 0	0- 2	5- 6			
3- 4	0- 0		0- 0	HOME	0- 0	0- 1	3- 3			
2- 4	0- 0		0- 0	AWAY	0- 0	0- 1	2- 3			
0- 0	0- 0		0- 0	NEUTRAL	0- 0	0- 0	0- 0			

RPI 1-25				RPI 26-50				RPI 51-100				RPI 101+ Team's RPI: 326			
RPI	S	Opponent	Score	RPI	S	Opponent	Score	RPI	S	Opponent	Score	RPI	S	Opponent	Score
												105	N	New Mexico St.	51 70
												124	A	Northwestern St.	43 60
												129	H	Central Ark.	55 66
												165	A	Fordham	49 67
												169	A	McNeese St.	51 72
												172	H	East Carolina	46 82
												181	H	UNLV	51 65
												198	H	Cal Poly	45 56
												204	H	UTRGV	49 46
												228	A	Texas Southern	43 51
												233	H	Sam Houston St.	81 71
												234	A	Stephen F. Austin	59 72
												234	H	Stephen F. Austin	66 71
												237	H	Rice	60 55
												243	H	Houston Baptist	59 73
												256	H	Houston	73 76
												278	A	Lamar	70 75
												306	H	Southeastern La.	69 67
												319	A	Incarnate Word	57 56
												324	H	Nicholls St.	62 64
												340	A	New Orleans	75 64
												340	H	New Orleans	73 59
LAST 12 Division I GAMES:															
				234	A	Stephen F. Austin	59 72					340	H	New Orleans	73 59
				340	A	New Orleans	75 64					306	H	Southeastern La.	69 67
				233	H	Sam Houston St.	81 71					324	H	Nicholls St.	62 64
				243	H	Houston Baptist	59 73					124	A	Northwestern St.	43 60
				234	H	Stephen F. Austin	66 71					169	A	McNeese St.	51 72
				319	A	Incarnate Word	57 56					278	A	Lamar	70 75

Non-Div I Games:	Western N.M.	57	42	Angelo St.	80	85
------------------	--------------	----	----	------------	----	----

A&amp;M-Corpus Christi

■ Loss, ■ Non-Conf, S Site, H Home A Away N Neutral

Average RPI Win:	218	WON-LOST	WINNING	LAST 10	STRENGTH OF	OPP. STRENGTH	TEAM	ADJ.	CONF.	ADJ CONF.
Average RPI Loss:	153	RECORD	PCT. RANK	GAMES	SCHEDULE	OF SCHEDULE	RPI	RPI	RPI	RPI
DIV. I ONLY	16- 3	17	9- 1	228	243	61	61	28	28	
DIV. I NON-CONF.	5- 2	86	0- 0	81	131	32	32	26	26	
TOTALS	RPI 1-25	RPI 26-50	W-L RECORDS	RPI 51-100	RPI 101-150	RPI 150+				
16- 3	0- 0	0- 1	OVERALL	0- 0	4- 1	12- 1				
6- 0	0- 0	0- 0	HOME	0- 0	1- 0	5- 0				
8- 3	0- 0	0- 1	AWAY	0- 0	2- 1	6- 1				
2- 0	0- 0	0- 0	NEUTRAL	0- 0	1- 0	1- 0				
5- 2	0- 0	0- 1	NON-CONFERENCE	0- 0	2- 1	3- 0				
1- 0	0- 0	0- 0	HOME	0- 0	0- 0	1- 0				
2- 2	0- 0	0- 1	AWAY	0- 0	1- 1	1- 0				
2- 0	0- 0	0- 0	NEUTRAL	0- 0	1- 0	1- 0				
11- 1	0- 0	0- 0	CONFERENCE	0- 0	2- 0	9- 1				
5- 0	0- 0	0- 0	HOME	0- 0	1- 0	4- 0				
6- 1	0- 0	0- 0	AWAY	0- 0	1- 0	5- 1				
0- 0	0- 0	0- 0	NEUTRAL	0- 0	0- 0	0- 0				

RPI 1-25				RPI 26-50				RPI 51-100				Team's RPI: 61		RPI 101+			
RPI	S	Opponent	Score	RPI	S	Opponent	Score	RPI	S	Opponent	Score			RPI	S	Opponent	Score
				49	A	Kansas St.	45 76							111	N	Eastern Mich.	83 59
														124	H	Northwestern St.	67 46
														129	A	Central Ark.	61 49
														133	A	Texas Tech	65 71
														135	A	Idaho	71 59
														169	H	McNeese St.	79 62
														173	A	Eastern Wash.	72 60
														229	N	Grand Canyon	75 71
														233	A	Sam Houston St.	87 76
														233	H	Sam Houston St.	67 55
														234	A	Stephen F. Austin	85 70
														241	H	UTSA	79 60
														243	H	Houston Baptist	77 60
														278	A	Lamar	54 63
														278	H	Lamar	90 62
														306	A	Southeastern La.	88 72
														319	A	Incarinate Word	86 71
														324	A	Nicholls St.	71 68
LAST 12 Division I GAMES:																	
				233	H	Sam Houston St.	67 55					233	A	Sam Houston St.	87 76		
				306	A	Southeastern La.	88 72					234	A	Stephen F. Austin	85 70		
				278	A	Lamar	54 63					169	H	McNeese St.	79 62		
				278	H	Lamar	90 62					324	A	Nicholls St.	71 68		
				243	H	Houston Baptist	77 60					124	H	Northwestern St.	67 46		
				319	A	Incarinate Word	86 71					129	A	Central Ark.	61 49		

Non-Div I Games: Southwest (NM) 91 39 Schreiner 79 51 Wayland Baptist 96 71 Missouri Valley 96 35

Abilene Christian

Loss, Non-Conf, S Site, H Home A Away N Neutral

Average RPI Win:	329	WON-LOST	WINNING	LAST 10	STRENGTH OF	OPP. STRENGTH	TEAM	ADJ.	CONF.	ADJ CONF.
Average RPI Loss:	187	RECORD	PCT. RANK	GAMES	SCHEDULE	OF SCHEDULE	RPI	RPI	RPI	RPI
DIV. I ONLY	1- 23	349	1- 9	258	217	342	342	19	19	
DIV. I NON-CONF.	0- 11	338	0- 0	223	239	340	340	20	20	
TOTALS	RPI 1-25	RPI 26-50	W-L RECORDS	RPI 51-100	RPI 101-150	RPI 150+				
1- 23	0- 0	0- 1	OVERALL	0- 3	0- 3	1- 16				
1- 9	0- 0	0- 0	HOME	0- 0	0- 1	1- 8				
0- 14	0- 0	0- 1	AWAY	0- 3	0- 2	0- 8				
0- 0	0- 0	0- 0	NEUTRAL	0- 0	0- 0	0- 0				
0- 11	0- 0	0- 0	NON-CONFERENCE	0- 3	0- 1	0- 7				
0- 3	0- 0	0- 0	HOME	0- 0	0- 1	0- 2				
0- 8	0- 0	0- 0	AWAY	0- 3	0- 0	0- 5				
0- 0	0- 0	0- 0	NEUTRAL	0- 0	0- 0	0- 0				
1- 12	0- 0	0- 1	CONFERENCE	0- 0	0- 2	1- 9				
1- 6	0- 0	0- 0	HOME	0- 0	0- 0	1- 6				
0- 6	0- 0	0- 1	AWAY	0- 0	0- 2	0- 3				
0- 0	0- 0	0- 0	NEUTRAL	0- 0	0- 0	0- 0				

RPI S	Opponent	Score	RPI S	Opponent	Score	RPI S	Opponent	Score	RPI S	Opponent	Score	Team's RPI: 342
			46 A	Colorado St.	47 71	56 A	Santa Clara	34 68	111 H	Eastern Mich.	59 72	
						64 A	Vanderbilt	29 86	138 A	Boise St.	48 61	
						95 A	Gonzaga	35 88	142 A	Fresno St.	46 70	
									164 A	George Mason	52 69	
									173 A	Eastern Wash.	44 65	
									181 H	UNLV	56 60	
									187 H	New Mexico	33 63	
									189 A	UC Davis	40 66	
									194 A	San Jose St.	60 81	
									194 H	San Jose St.	49 72	
									215 H	Utah St.	53 66	
									229 H	Grand Canyon	39 73	
									234 A	Wyoming	56 84	
									234 H	Wyoming	45 67	
									244 A	Navy	46 64	
									246 H	San Diego St.	66 69	
									310 H	Denver	48 57	
									329 A	Nevada	57 68	
									329 H	Nevada	59 53	
									330 A	Southern Utah	56 75	
LAST 12 Division I GAMES:												
246 H	San Diego St.	66 69	142 A	Fresno St.	46 70							
329 H	Nevada	59 53	46 A	Colorado St.	47 71							
138 A	Boise St.	48 61	181 H	UNLV	56 60							
234 A	Wyoming	56 84	215 H	Utah St.	53 66							
194 H	San Jose St.	49 72	329 A	Nevada	57 68							
187 H	New Mexico	33 63	234 H	Wyoming	45 67							

Non-Div I Games:

Air Force

■ Loss, 
 ■ Non-Conf, 
 ■ S Site, 
 ■ H Home 
 ■ A Away 
 N Neutral

A  
k  
r  
o  
nA  
k  
r  
o  
n

Akron

Page 4

## Alabama

Through Games Of Feb. 13, 2016

Average RPI Win: <b>221</b>	WON-LOST	WINNING	LAST 10	STRENGTH OF	OPP. STRENGTH	TEAM	ADJ.	CONF.	ADJ CONF.
Average RPI Loss: <b>47</b>	RECORD	PCT. RANK	GAMES	SCHEDULE	OF SCHEDULE	RPI	RPI	RPI	RPI
DIV. I ONLY	<b>14- 11</b>	<b>140</b>	<b>2- 8</b>	<b>155</b>	<b>78</b>	<b>147</b>	<b>147</b>	<b>2</b>	<b>2</b>
DIV. I NON-CONF.	<b>11- 2</b>	<b>28</b>	<b>0- 0</b>	<b>324</b>	<b>300</b>	<b>133</b>	<b>133</b>	<b>2</b>	<b>2</b>
TOTALS	RPI 1-25	RPI 26-50	W-L RECORDS	RPI 51-100	RPI 101-150	RPI 150+			
14- 11	0- 4	1- 1	OVERALL	2- 5	1- 1	10- 0			
12- 3	0- 1	1- 0	HOME	1- 2	1- 0	9- 0			
0- 8	0- 3	0- 1	AWAY	0- 3	0- 1	0- 0			
2- 0	0- 0	0- 0	NEUTRAL	1- 0	0- 0	1- 0			
11- 2	0- 0	0- 0	NON-CONFERENCE	2- 1	0- 1	9- 0			
9- 0	0- 0	0- 0	HOME	1- 0	0- 0	8- 0			
0- 2	0- 0	0- 0	AWAY	0- 1	0- 1	0- 0			
2- 0	0- 0	0- 0	NEUTRAL	1- 0	0- 0	1- 0			
3- 9	0- 4	1- 1	CONFERENCE	0- 4	1- 0	1- 0			
3- 3	0- 1	1- 0	HOME	0- 2	1- 0	1- 0			
0- 6	0- 3	0- 1	AWAY	0- 2	0- 0	0- 0			
0- 0	0- 0	0- 0	NEUTRAL	0- 0	0- 0	0- 0			

RPI 1-25				RPI 26-50				RPI 51-100				RPI 101+ Team's RPI: 147			
RPI	S	Opponent	Score	RPI	S	Opponent	Score	RPI	S	Opponent	Score	RPI	S	Opponent	Score
14	A	Tennessee	42 <b>70</b>	26	H	Georgia	64 50	55	A	Auburn	59 <b>72</b>	103	A	UT Martin	65 <b>83</b>
15	H	Texas A&M	56 <b>59</b>	31	A	Missouri	52 <b>63</b>	55	H	Auburn	55 <b>59</b>	120	H	LSU	62 45
19	A	Florida	72 <b>80</b>					64	A	Vanderbilt	52 <b>67</b>	160	H	Ole Miss	48 37
22	A	Kentucky	48 <b>73</b>					64	H	Vanderbilt	48 <b>54</b>	212	H	Grambling	72 57
								71	N	Middle Tenn.	64 46	221	N	Utah Valley	67 60
								79	A	Georgia Tech	58 <b>70</b>	255	H	Appalachian St.	93 59
								91	H	Georgetown	78 66	270	H	Georgia St.	72 56
												313	H	North Florida	69 47
												327	H	Alcorn	97 50
												335	H	Lipscomb	68 49
												344	H	Alabama A&M	96 44
												349	H	Mississippi Val.	98 35
LAST 12 Division I GAMES:															
				31	A	Missouri	52 <b>63</b>	19	A	Florida	72 <b>80</b>				
				55	H	Auburn	55 <b>59</b>	26	H	Georgia	64 50				
				160	H	Ole Miss	48 37	55	A	Auburn	59 <b>72</b>				
				14	A	Tennessee	42 <b>70</b>	64	H	Vanderbilt	48 <b>54</b>				
				15	H	Texas A&M	56 <b>59</b>	22	A	Kentucky	48 <b>73</b>				
				64	A	Vanderbilt	52 <b>67</b>	120	H	LSU	62 45				

Non-Div I Games:

Alabama

  Loss, 
  Non-Conf, 
S Site, 
  Home 
  Away 
N Neutral

## Alabama A&amp;M

Through Games Of Feb. 13, 2016

Average RPI Win:	344	WON-LOST	WINNING	LAST 10	STRENGTH OF	OPP. STRENGTH	TEAM	ADJ.	CONF.	ADJ CONF.
Average RPI Loss:	220	RECORD	PCT. RANK	GAMES	SCHEDULE	OF SCHEDULE	RPI	RPI	RPI	RPI
DIV. I ONLY	3- 18	334	3- 7	318	349	344	344	32	32	
DIV. I NON-CONF.	0- 9	338	0- 0	144	291	328	328	31	31	
TOTALS	RPI 1-25	RPI 26-50	W-L RECORDS	RPI 51-100	RPI 101-150	RPI 150+				
3- 18	0- 0	0- 0	OVERALL	0- 1	0- 4	3- 13				
2- 8	0- 0	0- 0	HOME	0- 1	0- 2	2- 5				
1- 10	0- 0	0- 0	AWAY	0- 0	0- 2	1- 8				
0- 0	0- 0	0- 0	NEUTRAL	0- 0	0- 0	0- 0				
0- 9	0- 0	0- 0	NON-CONFERENCE	0- 1	0- 4	0- 4				
0- 5	0- 0	0- 0	HOME	0- 1	0- 2	0- 2				
0- 4	0- 0	0- 0	AWAY	0- 0	0- 2	0- 2				
0- 0	0- 0	0- 0	NEUTRAL	0- 0	0- 0	0- 0				
3- 9	0- 0	0- 0	CONFERENCE	0- 0	0- 0	3- 9				
2- 3	0- 0	0- 0	HOME	0- 0	0- 0	2- 3				
1- 6	0- 0	0- 0	AWAY	0- 0	0- 0	1- 6				
0- 0	0- 0	0- 0	NEUTRAL	0- 0	0- 0	0- 0				

RPI 1-25			RPI 26-50			RPI 51-100			RPI 101+			Team's RPI: 344		
RPI	S	Opponent	Score	RPI	S	Opponent	Score	RPI	S	Opponent	Score			
								75	H	Saint Louis	60	91		
										104	H	Belmont	28	78
										122	H	Samford	30	54
										139	A	Marshall	45	81
										147	A	Alabama	44	96
										160	A	Ole Miss	42	103
										177	A	Southern U.	38	77
										202	H	Southeast Mo. St.	58	69
										212	A	Grambling	56	75
										228	H	Texas Southern	38	57
										267	H	Murray St.	59	76
										280	A	Alabama St.	50	86
										280	H	Alabama St.	63	77
										285	H	Prairie View	52	67
										295	A	Morehead St.	69	112
										322	A	Jackson St.	58	59
										327	A	Alcorn	52	68
										334	A	Ark.-Pine Bluff	60	69
										334	H	Ark.-Pine Bluff	78	70
										349	A	Mississippi Val.	84	74
										349	H	Mississippi Val.	79	68
LAST 12 Division I GAMES:														
280	H	Alabama St.	63	77	327	A	Alcorn	52	68					
349	A	Mississippi Val.	84	74	280	A	Alabama St.	50	86					
334	A	Ark.-Pine Bluff	60	69	349	H	Mississippi Val.	79	68					
228	H	Texas Southern	38	57	334	H	Ark.-Pine Bluff	78	70					
285	H	Prairie View	52	67	322	A	Jackson St.	58	59					
177	A	Southern U.	38	77	212	A	Grambling	56	75					

Non-Div I Games: Tuskegee 66 55

Alabama A&amp;M

Loss, Non-Conf, S Site, H Home A Away N Neutral

Average RPI Win: <b>299</b>	WON-LOST	WINNING	LAST 10	STRENGTH OF	OPP. STRENGTH	TEAM	ADJ.	CONF.	ADJ CONF.
Average RPI Loss: <b>204</b>	RECORD	PCT. RANK	GAMES	SCHEDULE	OF SCHEDULE	RPI	RPI	RPI	RPI
DIV. I ONLY	11- 9	145	10- 0	347	342	280	280	32	32
DIV. I NON-CONF.	1- 7	318	0- 0	280	214	338	338	31	31
TOTALS	RPI 1-25	RPI 26-50	W-L RECORDS	RPI 51-100	RPI 101-150	RPI 150+			
11- 9	0- 0	0- 0	OVERALL	0- 1	0- 1	11- 7			
5- 4	0- 0	0- 0	HOME	0- 0	0- 1	5- 3			
5- 4	0- 0	0- 0	AWAY	0- 1	0- 0	5- 3			
1- 1	0- 0	0- 0	NEUTRAL	0- 0	0- 0	1- 1			
1- 7	0- 0	0- 0	NON-CONFERENCE	0- 1	0- 1	1- 5			
0- 4	0- 0	0- 0	HOME	0- 0	0- 1	0- 3			
0- 2	0- 0	0- 0	AWAY	0- 1	0- 0	0- 1			
1- 1	0- 0	0- 0	NEUTRAL	0- 0	0- 0	1- 1			
10- 2	0- 0	0- 0	CONFERENCE	0- 0	0- 0	10- 2			
5- 0	0- 0	0- 0	HOME	0- 0	0- 0	5- 0			
5- 2	0- 0	0- 0	AWAY	0- 0	0- 0	5- 2			
0- 0	0- 0	0- 0	NEUTRAL	0- 0	0- 0	0- 0			

RPI 1-25			RPI 26-50			RPI 51-100			RPI 101+			Team's RPI: 280
RPI	S	Opponent	Score	RPI	S	Opponent	Score	RPI	S	Opponent	Score	
						79 A Georgia Tech	54 80	122 H Samford			35 54	
								153 A Southern Miss.			44 65	
								177 A Southern U.			60 59	
								178 H Troy			59 73	
								206 H South Ala.			43 47	
								212 A Grambling			69 89	
								216 N Siena			57 53	
								228 H Texas Southern			57 51	
								263 N Tennessee St.			64 74	
								285 H Prairie View			65 54	
								300 H Savannah St.			49 60	
								322 A Jackson St.			69 70	
								327 A Alcorn			52 51	
								334 A Ark.-Pine Bluff			68 53	
								334 H Ark.-Pine Bluff			72 63	
								344 A Alabama A&M			77 63	
								344 H Alabama A&M			86 50	
								349 A Mississippi Val.			79 51	
								349 H Mississippi Val.			100 50	
LAST 12 Division I GAMES:												
344 A		Alabama A&M	77 63	177 A		Southern U.	60 59					
334 A		Ark.-Pine Bluff	68 53	344 H		Alabama A&M	86 50					
349 A		Mississippi Val.	79 51	334 H		Ark.-Pine Bluff	72 63					
285 H		Prairie View	65 54	349 H		Mississippi Val.	100 50					
228 H		Texas Southern	57 51	212 A		Grambling	69 89					
327 A		Alcorn	52 51	322 A		Jackson St.	69 70					

Non-Div I Games: Mobile 71 56

Alabama St.

■ Loss, 
 ■ Non-Conf, 
 ■ S Site, 
 ■ Home 
 ■ Away 
 N Neutral

Average RPI Win:	218	WON-LOST	WINNING	LAST 10	STRENGTH OF	OPP. STRENGTH	TEAM	ADJ.	CONF.	ADJ CONF.
Average RPI Loss:	42	RECORD	PCT. RANK	GAMES	SCHEDULE	OF SCHEDULE	RPI	RPI	RPI	RPI
DIV. I ONLY	21- 3	11	10- 0	226	183	52	52	15	15	
DIV. I NON-CONF.	9- 3	69	0- 0	199	130	57	57	18	18	
TOTALS	RPI 1-25	RPI 26-50	W-L RECORDS	RPI 51-100	RPI 101-150	RPI 150+				
21- 3	0- 1	0- 1	OVERALL	1- 1	2- 0	18- 0				
9- 0	0- 0	0- 0	HOME	1- 0	1- 0	7- 0				
10- 3	0- 1	0- 1	AWAY	0- 1	0- 0	10- 0				
2- 0	0- 0	0- 0	NEUTRAL	0- 0	1- 0	1- 0				
9- 3	0- 1	0- 1	NON-CONFERENCE	0- 1	1- 0	8- 0				
3- 0	0- 0	0- 0	HOME	0- 0	0- 0	3- 0				
4- 3	0- 1	0- 1	AWAY	0- 1	0- 0	4- 0				
2- 0	0- 0	0- 0	NEUTRAL	0- 0	1- 0	1- 0				
12- 0	0- 0	0- 0	CONFERENCE	1- 0	1- 0	10- 0				
6- 0	0- 0	0- 0	HOME	1- 0	1- 0	4- 0				
6- 0	0- 0	0- 0	AWAY	0- 0	0- 0	6- 0				
0- 0	0- 0	0- 0	NEUTRAL	0- 0	0- 0	0- 0				

RPI S	Opponent	Score	RPI S	Opponent	Score	RPI S	Opponent	Score	RPI S	Opponent	Score
14	A Tennessee	55 63	38	A Southern California	67 68	73	A Army West Point	62 65	113	N Toledo	63 55
						88	H Maine	64 59	128	H Stony Brook	73 54
									157	H Yale	74 70
									168	A UMBC	77 42
									168	H UMBC	63 39
									189	N UC Davis	80 70
									193	A Rhode Island	67 58
									207	A Hartford	78 41
									216	A Siena	61 42
									220	A Fairfield	62 50
									231	A Binghamton	59 47
									231	H Binghamton	64 58
									257	H Providence	71 58
									258	A New Hampshire	78 52
									258	H New Hampshire	85 48
									265	H Pepperdine	64 49
									286	A Vermont	75 40
									286	H Vermont	72 43
									312	A UMass Lowell	85 55
									347	A Boston U.	83 43
LAST 12 Division I GAMES:											
258	H	New Hampshire	85	48	128	H	Stony Brook	73	54		
231	H	Binghamton	64	58	231	A	Binghamton	59	47		
286	A	Vermont	75	40	88	H	Maine	64	59		
168	H	UMBC	63	39	258	A	New Hampshire	78	52		
207	A	Hartford	78	41	286	H	Vermont	72	43		
312	A	UMass Lowell	85	55	168	A	UMBC	77	42		

Non-Div I Games:

Albany (NY)

■ Loss, 
■ Non-Conf, S Site, 
■ Home 
■ Away 
N Neutral



# A l c o r n

A  
l  
c  
o  
r  
n

Non-Div I Games:	Mt. Mercy	60	56	Delta St.	66	57
------------------	-----------	----	----	-----------	----	----

Page 9

Average RPI Win: <b>268</b>	WON-LOST	WINNING	LAST 10	STRENGTH OF	OPP. STRENGTH	TEAM	ADJ.	CONF.	ADJ CONF.
Average RPI Loss: <b>146</b>	RECORD	PCT. RANK	GAMES	SCHEDULE	OF SCHEDULE	RPI	RPI	RPI	RPI
DIV. I ONLY	6- 18	289	3- 7	105	283	249	249	27	27
DIV. I NON-CONF.	2- 9	296	0- 0	25	197	200	200	28	28
TOTALS	RPI 1-25	RPI 26-50	W-L RECORDS	RPI 51-100	RPI 101-150	RPI 150+			
6- 18	0- 0	0- 3	OVERALL	0- 6	0- 2	6- 7			
3- 7	0- 0	0- 0	HOME	0- 4	0- 1	3- 2			
3- 11	0- 0	0- 3	AWAY	0- 2	0- 1	3- 5			
0- 0	0- 0	0- 0	NEUTRAL	0- 0	0- 0	0- 0			
2- 9	0- 0	0- 3	NON-CONFERENCE	0- 2	0- 2	2- 2			
1- 3	0- 0	0- 0	HOME	0- 2	0- 1	1- 0			
1- 6	0- 0	0- 3	AWAY	0- 0	0- 1	1- 2			
0- 0	0- 0	0- 0	NEUTRAL	0- 0	0- 0	0- 0			
4- 9	0- 0	0- 0	CONFERENCE	0- 4	0- 0	4- 5			
2- 4	0- 0	0- 0	HOME	0- 2	0- 0	2- 2			
2- 5	0- 0	0- 0	AWAY	0- 2	0- 0	2- 3			
0- 0	0- 0	0- 0	NEUTRAL	0- 0	0- 0	0- 0			

RPI 1-25				RPI 26-50				RPI 51-100				RPI 101+				Team's RPI: 249	
RPI	S	Opponent	Score	RPI	S	Opponent	Score	RPI	S	Opponent	Score	RPI	S	Opponent	Score		
				33	A	George Washington	48 78	65	H	Hofstra	51 60	123	H	Wake Forest	70 71		
				41	A	Princeton	34 72	72	H	Elon	54 62	145	A	Pittsburgh	58 76		
				48	A	James Madison	45 74	73	A	Army West Point	51 87	168	A	UMBC	46 47		
								73	H	Army West Point	42 52	200	A	William & Mary	51 62		
								94	A	Bucknell	54 60	213	A	Lehigh	59 55		
								94	H	Bucknell	60 66	213	H	Lehigh	52 61		
												232	H	Manhattan	52 48		
												236	A	Dartmouth	45 41		
												242	A	Holy Cross	54 59		
												259	A	Loyola Maryland	46 52		
												289	A	Colgate	49 37		
												289	H	Colgate	64 56		
												331	H	Lafayette	51 60		
												347	A	Boston U.	59 63		
												347	H	Boston U.	79 33		
LAST 12 Division I GAMES:																	
				73	A	Army West Point	51 87	331	H	Lafayette	51 60						
				347	H	Boston U.	79 33	73	H	Army West Point	42 52						
				213	H	Lehigh	52 61	347	A	Boston U.	59 63						
				94	A	Bucknell	54 60	213	A	Lehigh	59 55						
				289	H	Colgate	64 56	94	H	Bucknell	60 66						
				242	A	Holy Cross	54 59	289	A	Colgate	49 37						

Non-Div I Games:

American

■ Loss, 
 ■ Non-Conf, 
 ■ S Site, 
 ■ H Home 
 ■ A Away 
 N Neutral

Average RPI Win: 211		WON-LOST	WINNING	LAST 10	STRENGTH OF	OPP. STRENGTH	TEAM	ADJ.	CONF.	ADJ CONF.
Average RPI Loss: 168		RECORD	PCT. RANK	GAMES	SCHEDULE	OF SCHEDULE	RPI	RPI	RPI	RPI
DIV. I ONLY		8- 15	253	3- 7	188	204	255	255	16	16
DIV. I NON-CONF.		3- 6	234	0- 0	181	205	261	261	14	14
TOTALS	RPI 1-25		RPI 26-50		W-L RECORDS		RPI 51-100		RPI 101-150	RPI 150+
8- 15	0- 0		0- 1		OVERALL		0- 2		1- 5	7- 7
6- 4	0- 0		0- 0		HOME		0- 1		1- 1	5- 2
2- 9	0- 0		0- 1		AWAY		0- 0		0- 4	2- 4
0- 2	0- 0		0- 0		NEUTRAL		0- 1		0- 0	0- 1
3- 6	0- 0		0- 0		NON-CONFERENCE		0- 2		1- 2	2- 2
3- 1	0- 0		0- 0		HOME		0- 1		1- 0	2- 0
0- 3	0- 0		0- 0		AWAY		0- 0		0- 2	0- 1
0- 2	0- 0		0- 0		NEUTRAL		0- 1		0- 0	0- 1
5- 9	0- 0		0- 1		CONFERENCE		0- 0		0- 3	5- 5
3- 3	0- 0		0- 0		HOME		0- 0		0- 1	3- 2
2- 6	0- 0		0- 1		AWAY		0- 0		0- 2	2- 3
0- 0	0- 0		0- 0		NEUTRAL		0- 0		0- 0	0- 0

RPI 1-25				RPI 26-50				RPI 51-100				RPI 101+				Team's RPI: 255	
RPI	S	Opponent	Score	RPI	S	Opponent	Score	RPI	S	Opponent	Score	RPI	S	Opponent	Score		
				45	A	Arkansas St.	60 83	80	N	South Dakota	60 87	106	A	North Carolina	59 68		
								99	H	Liberty	68 74	137	A	Little Rock	50 67		
												140	H	ETSU	70 52		
												146	A	UT Arlington	58 65		
												146	H	UT Arlington	45 76		
												147	A	Alabama	59 93		
												152	A	La.-Lafayette	51 60		
												152	H	La.-Lafayette	76 59		
												178	A	Troy	96 81		
												183	A	Col. of Charleston	50 60		
												206	A	South Ala.	55 71		
												209	A	Texas St.	76 87		
												209	H	Texas St.	90 71		
												211	H	Furman	92 78		
												226	H	Richmond	73 59		
												270	H	Georgia St.	75 80		
												277	H	Ga. Southern	50 65		
												284	A	La.-Monroe	57 54		
												284	H	La.-Monroe	64 52		
												321	N	Delaware St.	69 76		
LAST 12 Division I GAMES:																	
				146	A	UT Arlington	58 65	277	H	Ga. Southern	50 65						
				209	A	Texas St.	76 87	270	H	Georgia St.	75 80						
				284	H	La.-Monroe	64 52	45	A	Arkansas St.	60 83						
				152	H	La.-Lafayette	76 59	137	A	Little Rock	50 67						
				206	A	South Ala.	55 71	209	H	Texas St.	90 71						
				178	A	Troy	96 81	146	H	UT Arlington	45 76						

Non-Div I Games:

Appalachian St.

Loss, Non-Conf, S Site, H Home A Away N Neutral

# Arizona

Through Games Of Feb. 13, 2016

Average RPI Win:	173	WON-LOST	WINNING	LAST 10	STRENGTH OF	OPP. STRENGTH	TEAM	ADJ.	CONF.	ADJ CONF.
Average RPI Loss:	44	RECORD	PCT. RANK	GAMES	SCHEDULE	OF SCHEDULE	RPI	RPI	RPI	RPI
DIV. I ONLY	11- 14	204	1- 9	23	27	109	109	1	1	
DIV. I NON-CONF.	9- 3	69	0- 0	117	196	70	70	1	1	
TOTALS	RPI 1-25	RPI 26-50	W-L RECORDS	RPI 51-100	RPI 101-150	RPI 150+				
11- 14	0- 6	0- 2	OVERALL	1- 5	2- 0	8- 1				
8- 5	0- 3	0- 1	HOME	1- 1	1- 0	6- 0				
2- 7	0- 0	0- 0	AWAY	0- 0	1- 0	1- 0				
1- 2	0- 0	0- 0	NEUTRAL	0- 1	0- 0	1- 1				
9- 3	0- 0	0- 0	NON-CONFERENCE	0- 2	2- 0	7- 1				
6- 0	0- 0	0- 0	HOME	0- 0	1- 0	5- 0				
2- 1	0- 0	0- 0	AWAY	0- 1	1- 0	1- 0				
1- 2	0- 0	0- 0	NEUTRAL	0- 1	0- 0	1- 1				
2- 11	0- 6	0- 2	CONFERENCE	1- 3	0- 0	1- 0				
2- 5	0- 3	0- 1	HOME	1- 1	0- 0	1- 0				
0- 6	0- 3	0- 1	AWAY	0- 2	0- 0	0- 0				
0- 0	0- 0	0- 0	NEUTRAL	0- 0	0- 0	0- 0				

RPI S Opponent Score	RPI S Opponent Score	RPI S Opponent Score	RPI S Opponent Score
6 A Stanford 58 82	28 A Washington 47 63	58 A Oregon 54 76	105 H New Mexico St. 68 64
6 H Stanford 34 59	38 H Southern California 57 67	66 N FGCU 55 57	113 A Toledo 62 59
8 A Oregon St. 43 71		69 A Washington St. 46 67	156 N SMU 46 58
9 A Arizona St. 49 61		70 H Utah 55 60	158 H Pacific 69 56
9 H Arizona St. 47 62		76 H California 57 52	164 H George Mason 68 60
10 H UCLA 39 73		84 A San Diego 54 59	174 H Louisiana Tech 77 67
			175 H Colorado 63 52
			190 H Kansas 67 52
			210 N Gardner-Webb 79 60
			224 A North Texas 51 44
			316 H Howard 65 28
LAST 12 Division I GAMES:			
6 A Stanford 58 82	9 A Arizona St. 49 61		
10 H UCLA 39 73	175 H Colorado 63 52		
38 H Southern California 57 67	70 H Utah 55 60		
58 A Oregon 54 76	28 A Washington 47 63		
8 A Oregon St. 43 71	69 A Washington St. 46 67		
9 H Arizona St. 47 62	76 H California 57 52		

Non-Div I Games:

Arizona

Loss, Non-Conf, S Site, H Home A Away N Neutral

Average RPI Win: 104		WON-LOST	WINNING	LAST 10	STRENGTH OF	OPP. STRENGTH	TEAM	ADJ.	CONF.	ADJ CONF.
Average RPI Loss: 33		RECORD	PCT. RANK	GAMES	SCHEDULE	OF SCHEDULE	RPI	RPI	RPI	RPI
DIV. I ONLY		21- 4	19	9- 1	19	6	9	9	1	1
DIV. I NON-CONF.		9- 3	69	0- 0	30	34	31	31	1	1
TOTALS		RPI 1-25	RPI 26-50		W-L RECORDS		RPI 51-100	RPI 101-150	RPI 150+	
21- 4		4- 3	2- 0		OVERALL		6- 1	3- 0	6- 0	
11- 2		3- 1	1- 0		HOME		3- 1	1- 0	3- 0	
9- 1		1- 1	1- 0		AWAY		3- 0	2- 0	2- 0	
1- 1		0- 1	0- 0		NEUTRAL		0- 0	0- 0	1- 0	
9- 3		2- 2	0- 0		NON-CONFERENCE		1- 1	1- 0	5- 0	
4- 2		1- 1	0- 0		HOME		1- 1	0- 0	2- 0	
4- 0		1- 0	0- 0		AWAY		0- 0	1- 0	2- 0	
1- 1		0- 1	0- 0		NEUTRAL		0- 0	0- 0	1- 0	
12- 1		2- 1	2- 0		CONFERENCE		5- 0	2- 0	1- 0	
7- 0		2- 0	1- 0		HOME		2- 0	1- 0	1- 0	
5- 1		0- 1	1- 0		AWAY		3- 0	1- 0	0- 0	
0- 0		0- 0	0- 0		NEUTRAL		0- 0	0- 0	0- 0	

RPI	S	Opponent	Score	RPI	S	Opponent	Score	RPI	S	Opponent	Score	RPI	S	Opponent	Score
3	N	South Carolina	58 60	28	A	Washington	68 61	58	A	Oregon	63 58	109	A	Arizona	62 47
6	H	Stanford	49 31	38	H	Southern California	69 68	69	A	Washington St.	63 45	109	H	Arizona	61 49
8	A	Oregon St.	44 67					70	H	Utah	80 60	127	A	Hawaii	75 49
10	H	UCLA	65 61					76	A	California	64 49	156	A	SMU	64 57
13	H	Florida St.	68 56					76	H	California	57 49	175	H	Colorado	64 37
22	H	Kentucky	64 68					86	H	Marquette	90 80	207	A	Hartford	60 29
24	A	Syracuse	61 54					97	H	VCU	48 57	219	H	Columbia	70 49
												245	N	CSU Bakersfield	60 47
												288	H	CSUN	69 46
LAST 12 Division I GAMES:															
76	A	California	64 49	109	H	Arizona	61 49								
38	H	Southern California	69 68	70	H	Utah	80 60								
10	H	UCLA	65 61	175	H	Colorado	64 37								
8	A	Oregon St.	44 67	69	A	Washington St.	63 45								
58	A	Oregon	63 58	28	A	Washington	68 61								
109	A	Arizona	62 47	6	H	Stanford	49 31								

Non-Div I Games:

Arizona St.

■ Loss, 
 ■ Non-Conf, S Site, 
 ■ Home 
 ■ Away 
 N Neutral

NEW YORK STATE				THROUGH GAMES OF FEB. 15, 1910						
Average RPI Win:	301	WON-LOST	WINNING	LAST 10	STRENGTH OF	OPP. STRENGTH	TEAM	ADJ.	CONF.	ADJ CONF.
Average RPI Loss:	192	RECORD	PCT. RANK	GAMES	SCHEDULE	OF SCHEDULE	RPI	RPI	RPI	RPI
DIV. I ONLY	4- 15	306	4- 6	306	307	334	334	32	32	
DIV. I NON-CONF.	0- 7	338	0- 0	111	16	298	298	31	31	
TOTALS	RPI 1-25	RPI 26-50	W-L RECORDS	RPI 51-100	RPI 101-150	RPI 150+				
4- 15	0- 0	0- 1	OVERALL	0- 1	0- 4	4- 9				
4- 2	0- 0	0- 0	HOME	0- 0	0- 0	4- 2				
0- 13	0- 0	0- 1	AWAY	0- 0	0- 3	0- 2				
0- 0	0- 0	0- 0	NEUTRAL	0- 0	0- 0	0- 0				
0- 7	0- 0	0- 1	NON-CONFERENCE	0- 1	0- 4	0- 1				
0- 0	0- 0	0- 0	HOME	0- 0	0- 0	0- 0				
0- 7	0- 0	0- 1	AWAY	0- 1	0- 4	0- 1				
0- 0	0- 0	0- 0	NEUTRAL	0- 0	0- 0	0- 0				
4- 8	0- 0	0- 0	CONFERENCE	0- 0	0- 0	4- 8				
4- 2	0- 0	0- 0	HOME	0- 0	0- 0	4- 2				
0- 6	0- 0	0- 0	AWAY	0- 0	0- 0	0- 6				
0- 0	0- 0	0- 0	NEUTRAL	0- 0	0- 0	0- 0				

RPI 1-25				RPI 26-50				RPI 51-100				RPI 101+				Team's RPI: 334	
RPI	S	Opponent	Score	RPI	S	Opponent	Score	RPI	S	Opponent	Score	RPI	S	Opponent	Score		
				31	A	Missouri	34 85	74	A	Nebraska	46 96	102	A	Iowa St.	41 70		
												113	A	Toledo	47 74		
												133	A	Texas Tech	40 84		
												144	A	UAB	32 82		
												160	A	Ole Miss	45 80		
												177	A	Southern U.	70 74		
												177	H	Southern U.	61 78		
												212	H	Grambling	83 68		
												228	A	Texas Southern	30 57		
												280	A	Alabama St.	63 72		
												280	H	Alabama St.	53 68		
												285	A	Prairie View	55 70		
												322	H	Jackson St.	71 66		
												327	H	Alcorn	71 69		
												344	A	Alabama A&M	70 78		
												344	H	Alabama A&M	69 60		
												349	A	Mississippi Val.	60 62		
LAST 12 Division I GAMES:																	
				177	A	Southern U.	70 74	285	A	Prairie View	55 70						
				280	H	Alabama St.	53 68	327	H	Alcorn	71 69						
				344	H	Alabama A&M	69 60	177	H	Southern U.	61 78						
				322	H	Jackson St.	71 66	280	A	Alabama St.	63 72						
				212	H	Grambling	83 68	344	A	Alabama A&M	70 78						
				228	A	Texas Southern	30 57	349	A	Mississippi Val.	60 62						

[illegible]

Loss, Non-Conf, S Site, H Home A Away N Neutral

## Arkansas

Through Games Of Feb. 13, 2016

Average RPI Win:	161	WON-LOST	WINNING	LAST 10	STRENGTH OF	OPP. STRENGTH	TEAM	ADJ.	CONF.	ADJ CONF.
Average RPI Loss:	62	RECORD	PCT. RANK	GAMES	SCHEDULE	OF SCHEDULE	RPI	RPI	RPI	RPI
DIV. I ONLY	10- 14	219	5- 5	36	32	132	132	2	2	
DIV. I NON-CONF.	5- 8	209	1- 0	186	140	251	251	2	2	
TOTALS	RPI 1-25	RPI 26-50	W-L RECORDS	RPI 51-100	RPI 101-150	RPI 150+				
10- 14	2- 7	1- 1	OVERALL	1- 3	2- 0	4- 3				
9- 4	2- 2	1- 0	HOME	1- 1	1- 0	4- 1				
1- 7	0- 3	0- 1	AWAY	0- 2	1- 0	0- 1				
0- 3	0- 2	0- 0	NEUTRAL	0- 0	0- 0	0- 1				
5- 8	0- 2	0- 1	NON-CONFERENCE	0- 2	1- 0	4- 3				
5- 2	0- 0	0- 0	HOME	0- 1	1- 0	4- 1				
0- 3	0- 0	0- 1	AWAY	0- 1	0- 0	0- 1				
0- 3	0- 2	0- 0	NEUTRAL	0- 0	0- 0	0- 1				
5- 6	2- 5	1- 0	CONFERENCE	1- 1	1- 0	0- 0				
4- 2	2- 2	1- 0	HOME	1- 0	0- 0	0- 0				
1- 4	0- 3	0- 0	AWAY	0- 1	1- 0	0- 0				
0- 0	0- 0	0- 0	NEUTRAL	0- 0	0- 0	0- 0				

RPI	S	Opponent	Score	RPI	S	Opponent	Score	RPI	S	Opponent	Score	RPI	S	Opponent	Score	Team's RPI: 132
3	A	South Carolina	32 85	31	H	Missouri	64 52	55	A	Auburn	60 71	120	A	LSU	48 44	
7	N	Texas	50 61	40	A	Rutgers	40 60	63	A	South Dakota St.	69 76	141	H	Oral Roberts	65 50	
8	N	Oregon St.	47 63					64	H	Vanderbilt	57 56	152	N	La.-Lafayette	59 67	
14	A	Tennessee	57 75					83	H	Missouri St.	54 69	185	H	Tulsa	67 74	
14	H	Tennessee	64 59									197	A	Butler	57 63	
15	H	Texas A&M	67 61									233	H	Sam Houston St.	67 47	
19	H	Florida	66 71									306	H	Southeastern La.	97 53	
23	A	Mississippi St.	55 80									340	H	New Orleans	73 41	
23	H	Mississippi St.	55 65									349	H	Mississippi Val.	86 46	
LAST 12 Division I GAMES:																
64	H	Vanderbilt	57 56	31	H	Missouri	64 52	14	H	Tennessee	64 59	23	A	Mississippi St.	55 80	
14	A	Tennessee	57 75	15	H	Texas A&M	67 61	3	A	South Carolina	32 85					
23	H	Mississippi St.	55 65	55	A	Auburn	60 71	340	H	New Orleans	73 41					
19	H	Florida	66 71	120	A	LSU	48 44									

Non-Div I Games:

Arkansas

■ Loss, 
■ Non-Conf, S Site, 
■ Home 
■ Away 
N Neutral

Average RPI Win:	214	WON-LOST	WINNING	LAST 10	STRENGTH OF	OPP. STRENGTH	TEAM	ADJ.	CONF.	ADJ CONF.
Average RPI Loss:	51	RECORD	PCT. RANK	GAMES	SCHEDULE	OF SCHEDULE	RPI	RPI	RPI	RPI
DIV. I ONLY	20- 3	14	10- 0	163	209	45	45	16	16	
DIV. I NON-CONF.	6- 3	100	0- 0	122	211	64	64	14	14	
TOTALS	RPI 1-25	RPI 26-50	W-L RECORDS	RPI 51-100	RPI 101-150	RPI 150+				
20- 3	0- 1	0- 0	OVERALL	1- 2	3- 0	16- 0				
11- 0	0- 0	0- 0	HOME	0- 0	1- 0	10- 0				
9- 3	0- 1	0- 0	AWAY	1- 2	2- 0	6- 0				
0- 0	0- 0	0- 0	NEUTRAL	0- 0	0- 0	0- 0				
6- 3	0- 1	0- 0	NON-CONFERENCE	1- 2	1- 0	4- 0				
3- 0	0- 0	0- 0	HOME	0- 0	0- 0	3- 0				
3- 3	0- 1	0- 0	AWAY	1- 2	1- 0	1- 0				
0- 0	0- 0	0- 0	NEUTRAL	0- 0	0- 0	0- 0				
14- 0	0- 0	0- 0	CONFERENCE	0- 0	2- 0	12- 0				
8- 0	0- 0	0- 0	HOME	0- 0	1- 0	7- 0				
6- 0	0- 0	0- 0	AWAY	0- 0	1- 0	5- 0				
0- 0	0- 0	0- 0	NEUTRAL	0- 0	0- 0	0- 0				

RPI 1-25				RPI 26-50				Team's RPI: 45				RPI 51-100				RPI 101+			
RPI	S	Opponent	Score	RPI	S	Opponent	Score	RPI	S	Opponent	Score	RPI	S	Opponent	Score	RPI	S	Opponent	Score
19	A	Florida	72 76									60	A	Chattanooga	54 55	103	A	UT Martin	76 74
												66	A	FGCU	62 48	137	H	Little Rock	66 53
												74	A	Nebraska	71 79	146	A	UT Arlington	78 71
																152	A	La.-Lafayette	74 62
																152	H	La.-Lafayette	83 56
																178	A	Troy	101 81
																178	H	Troy	94 80
																206	A	South Ala.	66 53
																206	H	South Ala.	58 51
																209	A	Texas St.	74 59
																255	H	Appalachian St.	83 60
																269	H	Austin Peay	66 55
																270	H	Georgia St.	75 54
																274	A	Tennessee Tech	77 55
																277	H	Ga. Southern	77 54
																284	A	La.-Monroe	78 64
																284	H	La.-Monroe	66 43
																301	H	Wichita St.	67 40
																327	H	Alcorn	82 50
LAST 12 Division I GAMES:																			
284	A	La.-Monroe	78 64	209	A	Texas St.	74 59												
152	A	La.-Lafayette	74 62	146	A	UT Arlington	78 71												
178	H	Troy	94 80	137	H	Little Rock	66 53												
206	H	South Ala.	58 51	255	H	Appalachian St.	83 60												
277	H	Ga. Southern	77 54	152	H	La.-Lafayette	83 56												
270	H	Georgia St.	75 54	284	H	La.-Monroe	66 43												

Non-Div I Games:

Arkansas St.

■ Loss, 
 ■ Non-Conf, 
 ■ S Site, 
 ■ H Home 
 ■ A Away 
 N Neutral



Army West Point

Through Games Of Feb. 13, 2016

Average RPI Win:	244	WON-LOST	WINNING	LAST 10	STRENGTH OF	OPP. STRENGTH	TEAM	ADJ.	CONF.	ADJ CONF.
Average RPI Loss:	71	RECORD	PCT. RANK	GAMES	SCHEDULE	OF SCHEDULE	RPI	RPI	RPI	RPI
DIV. I ONLY	20- 2	8	10- 0	300	259	73	73	27	27	
DIV. I NON-CONF.	8- 1	23	0- 0	281	241	85	85	28	28	
TOTALS	RPI 1-25	RPI 26-50	W-L RECORDS	RPI 51-100	RPI 101-150	RPI 150+				
20- 2	0- 0	0- 1	OVERALL	2- 1	1- 0	17- 0				
12- 0	0- 0	0- 0	HOME	2- 0	1- 0	9- 0				
7- 2	0- 0	0- 1	AWAY	0- 1	0- 0	7- 0				
1- 0	0- 0	0- 0	NEUTRAL	0- 0	0- 0	1- 0				
8- 1	0- 0	0- 1	NON-CONFERENCE	1- 0	1- 0	6- 0				
5- 0	0- 0	0- 0	HOME	1- 0	1- 0	3- 0				
3- 1	0- 0	0- 1	AWAY	0- 0	0- 0	3- 0				
0- 0	0- 0	0- 0	NEUTRAL	0- 0	0- 0	0- 0				
12- 1	0- 0	0- 0	CONFERENCE	1- 1	0- 0	11- 0				
7- 0	0- 0	0- 0	HOME	1- 0	0- 0	6- 0				
4- 1	0- 0	0- 0	AWAY	0- 1	0- 0	4- 0				
1- 0	0- 0	0- 0	NEUTRAL	0- 0	0- 0	1- 0				

RPI 1-25				RPI 26-50				RPI 51-100				Team's RPI: 73	RPI 101+			
RPI	S	Opponent	Score	RPI	S	Opponent	Score	RPI	S	Opponent	Score		RPI	S	Opponent	Score
				47	A	Duke	61 72						110	H	Quinnipiac	67 57
								52	H	Albany (NY)	65 62		157	A	Yale	65 61
								94	A	Bucknell	69 79		213	H	Lehigh	63 39
								94	H	Bucknell	68 63		242	H	Holy Cross	77 58
													244	N	Navy	75 38
													249	A	American	52 42
													249	H	American	87 51
													259	A	Loyola Maryland	52 44
													259	H	Loyola Maryland	70 37
													265	H	Pepperdine	63 53
													276	H	Central Conn. St.	81 52
													289	A	Colgate	78 55
													289	H	Colgate	67 55
													294	H	Rider	57 42
													331	A	Lafayette	78 45
													331	H	Lafayette	84 57
													341	A	NJIT	71 35
													345	A	St. Francis Brooklyn	74 35
LAST 12 Division I GAMES:																
				249	H	American	87 51					242	H	Holy Cross	77 58	
				289	A	Colgate	78 55					249	A	American	52 42	
				259	A	Loyola Maryland	52 44					289	H	Colgate	67 55	
				331	H	Lafayette	84 57					259	H	Loyola Maryland	70 37	
				94	H	Bucknell	68 63					331	A	Lafayette	78 45	
				244	N	Navy	75 38					94	A	Bucknell	69 79	

Non-Div I Games: Emerson 86 47

Army West Point

Loss, Non-Conf, S Site, H Home A Away N Neutral

Average RPI Win: <b>175</b>	WON-LOST	WINNING	LAST 10	STRENGTH OF	OPP. STRENGTH	TEAM	ADJ.	CONF.	ADJ CONF.
Average RPI Loss: <b>43</b>	RECORD	PCT. RANK	GAMES	SCHEDULE	OF SCHEDULE	RPI	RPI	RPI	RPI
DIV. I ONLY	17- 8	80	6- 4	87	38	55	55	2	2
DIV. I NON-CONF.	10- 3	61	0- 0	269	123	109	109	2	2
TOTALS	RPI 1-25	RPI 26-50	W-L RECORDS	RPI 51-100	RPI 101-150	RPI 150+			
17- 8	1- 4	0- 1	OVERALL	2- 2	6- 1	8- 0			
8- 2	1- 1	0- 0	HOME	1- 0	3- 1	3- 0			
6- 6	0- 3	0- 1	AWAY	0- 2	2- 0	4- 0			
3- 0	0- 0	0- 0	NEUTRAL	1- 0	1- 0	1- 0			
10- 3	0- 0	0- 0	NON-CONFERENCE	1- 2	2- 1	7- 0			
4- 1	0- 0	0- 0	HOME	0- 0	1- 1	3- 0			
3- 2	0- 0	0- 0	AWAY	0- 2	0- 0	3- 0			
3- 0	0- 0	0- 0	NEUTRAL	1- 0	1- 0	1- 0			
7- 5	1- 4	0- 1	CONFERENCE	1- 0	4- 0	1- 0			
4- 1	1- 1	0- 0	HOME	1- 0	2- 0	0- 0			
3- 4	0- 3	0- 1	AWAY	0- 0	2- 0	1- 0			
0- 0	0- 0	0- 0	NEUTRAL	0- 0	0- 0	0- 0			

RPI	S	Opponent	Score	RPI	S	Opponent	Score	RPI	S	Opponent	Score	RPI	S	Opponent	Score
3	H	South Carolina	58 <b>74</b>	26	A	Georgia	30 <b>63</b>	64	H	Vanderbilt	53 45	101	H	Virginia	52 <b>69</b>
14	A	Tennessee	52 <b>79</b>					66	A	FGCU	45 <b>52</b>	120	A	LSU	63 53
22	A	Kentucky	47 <b>54</b>					81	N	Minnesota	81 79	132	H	Arkansas	71 60
22	H	Kentucky	66 61					86	A	Marquette	69 <b>70</b>	138	N	Boise St.	55 53
23	A	Mississippi St.	45 <b>60</b>									144	H	UAB	85 71
												147	A	Alabama	59 55
												147	H	Alabama	72 59
												160	A	Ole Miss	65 60
												164	H	George Mason	88 59
												172	H	East Carolina	83 69
												273	N	Coppin St.	69 54
												287	A	Towson	74 52
												300	A	Savannah St.	62 40
												306	A	Southeastern La.	80 68
												311	H	Winthrop	76 33
LAST 12 Division I GAMES:															
160	A	Ole Miss	65 60	3	H	South Carolina	58 <b>74</b>								
147	A	Alabama	59 55	22	A	Kentucky	47 <b>54</b>								
64	H	Vanderbilt	53 45	147	H	Alabama	72 59								
120	A	LSU	63 53	14	A	Tennessee	52 <b>79</b>								
26	A	Georgia	30 <b>63</b>	23	A	Mississippi St.	45 <b>60</b>								
132	H	Arkansas	71 60	22	H	Kentucky	66 61								

Non-Div I Games:

Auburn

■ Loss, 
 ■ Non-Conf, S Site, 
 ■ Home 
 ■ Away 
 N Neutral



Average RPI Win:	147	WON-LOST	WINNING	LAST 10	STRENGTH OF	OPP. STRENGTH	TEAM	ADJ.	CONF.	ADJ CONF.
Average RPI Loss:	46	RECORD	PCT. RANK	GAMES	SCHEDULE	OF SCHEDULE	RPI	RPI	RPI	RPI
DIV. I ONLY	21- 4	19	10- 0	47	87	12	12	9	9	
DIV. I NON-CONF.	7- 3	91	0- 0	13	54	15	15	9	9	
TOTALS	RPI 1-25	RPI 26-50	W-L RECORDS	RPI 51-100	RPI 101-150	RPI 150+				
21- 4	1- 0	0- 3	OVERALL	8- 1	2- 0	10- 0				
11- 0	0- 0	0- 0	HOME	5- 0	0- 0	6- 0				
7- 3	0- 0	0- 2	AWAY	3- 1	0- 0	4- 0				
3- 1	1- 0	0- 1	NEUTRAL	0- 0	2- 0	0- 0				
7- 3	1- 0	0- 3	NON-CONFERENCE	1- 0	2- 0	3- 0				
3- 0	0- 0	0- 0	HOME	1- 0	0- 0	2- 0				
1- 2	0- 0	0- 2	AWAY	0- 0	0- 0	1- 0				
3- 1	1- 0	0- 1	NEUTRAL	0- 0	2- 0	0- 0				
14- 1	0- 0	0- 0	CONFERENCE	7- 1	0- 0	7- 0				
8- 0	0- 0	0- 0	HOME	4- 0	0- 0	4- 0				
6- 1	0- 0	0- 0	AWAY	3- 1	0- 0	3- 0				
0- 0	0- 0	0- 0	NEUTRAL	0- 0	0- 0	0- 0				

RPI S	Opponent	Score	RPI S	Opponent	Score	RPI S	Opponent	Score	RPI S	Opponent	Score
15 N	Texas A&M	72 64	26 N	Georgia	58 66	56 A	Santa Clara	68 63	127 N	Hawaii	67 56
			29 A	Oklahoma	47 73	56 H	Santa Clara	70 63	131 N	Penn St.	63 51
			46 A	Colorado St.	55 61	59 A	St. Mary's (CA)	65 44	158 A	Pacific	67 57
						59 H	St. Mary's (CA)	65 59	158 H	Pacific	79 62
						70 H	Utah	73 59	191 A	Weber St.	68 51
						84 A	San Diego	65 78	215 H	Utah St.	81 69
						95 H	Gonzaga	58 54	221 H	Utah Valley	78 62
						98 A	San Francisco	66 57	239 A	Loyola Marymount	82 75
						98 H	San Francisco	65 62	239 H	Loyola Marymount	75 61
									265 A	Pepperdine	77 66
									265 H	Pepperdine	69 64
									282 H	Portland	78 66
LAST 12 Division I GAMES:											
56 H	Santa Clara	70 63	265 H	Pepperdine	69 64						
98 H	San Francisco	65 62	239 H	Loyola Marymount	75 61						
59 A	St. Mary's (CA)	65 44	282 H	Portland	78 66						
158 A	Pacific	67 57	95 H	Gonzaga	58 54						
265 A	Pepperdine	77 66	98 A	San Francisco	66 57						
239 A	Loyola Marymount	82 75	56 A	Santa Clara	68 63						

Non-Div I Games: BYU-Hawaii 85 40

BYU

■ Loss, 
 ■ Non-Conf, S Site, 
 ■ Home 
 ■ Away 
 N Neutral

Average RPI Win:	182	WON-LOST	WINNING	LAST 10	STRENGTH OF	OPP. STRENGTH	TEAM	ADJ.	CONF.	ADJ CONF.
Average RPI Loss:	86	RECORD	PCT. RANK	GAMES	SCHEDULE	OF SCHEDULE	RPI	RPI	RPI	RPI
DIV. I ONLY	15- 7	78	7- 3	108	111	78	78	11	11	
DIV. I NON-CONF.	7- 3	91	0- 0	220	103	101	101	13	13	
TOTALS	RPI 1-25	RPI 26-50	W-L RECORDS	RPI 51-100	RPI 101-150	RPI 150+				
15- 7	0- 1	0- 2	OVERALL	2- 3	6- 0	7- 1				
9- 2	0- 0	0- 1	HOME	2- 1	4- 0	3- 0				
5- 4	0- 0	0- 1	AWAY	0- 0	2- 0	3- 0				
1- 1	0- 1	0- 0	NEUTRAL	0- 0	0- 0	1- 0				
7- 3	0- 1	0- 0	NON-CONFERENCE	2- 2	0- 0	5- 0				
4- 0	0- 0	0- 0	HOME	2- 0	0- 0	2- 0				
2- 2	0- 0	0- 0	AWAY	0- 2	0- 0	2- 0				
1- 1	0- 1	0- 0	NEUTRAL	0- 0	0- 0	1- 0				
8- 4	0- 0	0- 2	CONFERENCE	0- 1	6- 0	2- 1				
5- 2	0- 0	0- 1	HOME	0- 1	4- 0	1- 0				
3- 2	0- 0	0- 1	AWAY	0- 0	2- 0	1- 1				
0- 0	0- 0	0- 0	NEUTRAL	0- 0	0- 0	0- 0				

RPI 1-25				RPI 26-50				RPI 51-100				Team's RPI: 78	RPI 101+			
RPI	S	Opponent	Score	RPI	S	Opponent	Score	RPI	S	Opponent	Score		RPI	S	Opponent	Score
19	N	Florida	79 85	27	A	Ohio	48 73	51	A	Purdue	63 73		111	H	Eastern Mich.	76 54
				27	H	Ohio	67 68	54	H	Western Ky.	74 60		113	H	Toledo	75 69
								68	H	Central Mich.	65 74		115	A	Western Mich.	77 53
								75	H	Saint Louis	79 70		118	H	Akron	78 71
								90	A	Charlotte	66 72		136	A	Buffalo	59 57
													136	H	Buffalo	68 63
													197	H	Butler	58 50
													238	N	Massachusetts	81 54
													250	A	Bowling Green	67 56
													263	H	Miami (OH)	66 41
													269	H	Austin Peay	72 44
													317	A	Kent St.	50 59
													323	A	Evansville	73 53
													335	A	Lipscomb	72 60
LAST 12 Division I GAMES:																
				317	A	Kent St.	50 59						111	H	Eastern Mich.	76 54
				68	H	Central Mich.	65 74						250	A	Bowling Green	67 56
				136	A	Buffalo	59 57						136	H	Buffalo	68 63
				118	H	Akron	78 71						263	H	Miami (OH)	66 41
				27	H	Ohio	67 68						27	A	Ohio	48 73
				115	A	Western Mich.	77 53						113	H	Toledo	75 69

Non-Div I Games: Ohio Valley 94 45

Ball St.

■ Loss, 
 ■ Non-Conf, 
 ■ S Site, 
 ■ H Home 
 ■ A Away 
 N Neutral

Average RPI Win:	106	WON-LOST	WINNING	LAST 10	STRENGTH OF	OPP. STRENGTH	TEAM	ADJ.	CONF.	ADJ CONF.
Average RPI Loss:	16	RECORD	PCT. RANK	GAMES	SCHEDULE	OF SCHEDULE	RPI	RPI	RPI	RPI
DIV. I ONLY	25- 1	2	10- 0	30	17	5	5	3	3	
DIV. I NON-CONF.	13- 0	1	0- 0	39	49	4	4	3	3	
TOTALS	RPI 1-25	RPI 26-50	W-L RECORDS	RPI 51-100	RPI 101-150	RPI 150+				
25- 1	3- 1	7- 0	OVERALL	2- 0	6- 0	7- 0				
15- 0	1- 0	4- 0	HOME	1- 0	4- 0	5- 0				
6- 1	1- 1	1- 0	AWAY	1- 0	2- 0	1- 0				
4- 0	1- 0	2- 0	NEUTRAL	0- 0	0- 0	1- 0				
13- 0	2- 0	3- 0	NON-CONFERENCE	0- 0	3- 0	5- 0				
9- 0	1- 0	1- 0	HOME	0- 0	3- 0	4- 0				
0- 0	0- 0	0- 0	AWAY	0- 0	0- 0	0- 0				
4- 0	1- 0	2- 0	NEUTRAL	0- 0	0- 0	1- 0				
12- 1	1- 1	4- 0	CONFERENCE	2- 0	3- 0	2- 0				
6- 0	0- 0	3- 0	HOME	1- 0	1- 0	1- 0				
6- 1	1- 1	1- 0	AWAY	1- 0	2- 0	1- 0				
0- 0	0- 0	0- 0	NEUTRAL	0- 0	0- 0	0- 0				

RPI	S	Opponent	Score	RPI	S	Opponent	Score	RPI	S	Opponent	Score	RPI	S	Opponent	Score
7	A	Texas	80 67	29	H	Oklahoma	78 68	93	A	TCU	81 75	102	A	Iowa St.	77 61
16	A	Oklahoma St.	45 52	32	N	Miami (FL)	88 81	93	H	TCU	72 55	124	H	Northwestern St.	86 44
17	H	DePaul	86 72	34	A	West Virginia	71 61					133	A	Texas Tech	66 36
25	N	Michigan St.	84 76	34	H	West Virginia	69 64					133	H	Texas Tech	69 43
				42	H	South Fla.	66 63					141	H	Oral Roberts	97 39
				48	N	James Madison	77 63					146	H	UT Arlington	62 20
				49	H	Kansas St.	87 52					153	H	Southern Miss.	97 42
												169	H	McNeese St.	105 46
												190	A	Kansas	58 40
												190	H	Kansas	81 49
												212	H	Grambling	96 42
												213	N	Cincinnati	72 34
												237	H	Rice	89 38
LAST 12 Division I GAMES:															
133	A	Texas Tech	66 36	102	A	Iowa St.	77 61								
93	A	TCU	81 75	7	A	Texas	80 67								
190	H	Kansas	81 49	34	H	West Virginia	69 64								
49	H	Kansas St.	87 52	93	H	TCU	72 55								
34	A	West Virginia	71 61	190	A	Kansas	58 40								
133	H	Texas Tech	69 43	29	H	Oklahoma	78 68								

Non-Div I Games:

Baylor

Average RPI Win:	262	WON-LOST	WINNING	LAST 10	STRENGTH OF	OPP. STRENGTH	TEAM	ADJ.	CONF.	ADJ CONF.
Average RPI Loss:	89	RECORD	PCT. RANK	GAMES	SCHEDULE	OF SCHEDULE	RPI	RPI	RPI	RPI
DIV. I ONLY	16- 7	74	10- 0	246	235	104	104	24	24	
DIV. I NON-CONF.	6- 5	146	0- 0	93	139	84	84	23	23	
TOTALS	RPI 1-25	RPI 26-50	W-L RECORDS	RPI 51-100	RPI 101-150	RPI 150+				
16- 7	0- 2	0- 0	OVERALL	0- 2	2- 1	14- 2				
10- 0	0- 0	0- 0	HOME	0- 0	1- 0	9- 0				
6- 7	0- 2	0- 0	AWAY	0- 2	1- 1	5- 2				
0- 0	0- 0	0- 0	NEUTRAL	0- 0	0- 0	0- 0				
6- 5	0- 2	0- 0	NON-CONFERENCE	0- 2	2- 1	4- 0				
3- 0	0- 0	0- 0	HOME	0- 0	1- 0	2- 0				
3- 5	0- 2	0- 0	AWAY	0- 2	1- 1	2- 0				
0- 0	0- 0	0- 0	NEUTRAL	0- 0	0- 0	0- 0				
10- 2	0- 0	0- 0	CONFERENCE	0- 0	0- 0	10- 2				
7- 0	0- 0	0- 0	HOME	0- 0	0- 0	7- 0				
3- 2	0- 0	0- 0	AWAY	0- 0	0- 0	3- 2				
0- 0	0- 0	0- 0	NEUTRAL	0- 0	0- 0	0- 0				

RPI 1-25				RPI 26-50				RPI 51-100				RPI 101+ Team's RPI: 104			
RPI	S	Opponent	Score	RPI	S	Opponent	Score	RPI	S	Opponent	Score	RPI	S	Opponent	Score
4	A	Ohio St.	56 84					54	A	Western Ky.	65 80	116	A	IUPUI	59 62
20	A	Green Bay	62 66					60	A	Chattanooga	53 62	123	A	Wake Forest	78 64
												144	H	UAB	63 62
												167	A	SIUE	60 73
												178	H	Troy	102 93
												201	H	Eastern Ky.	72 61
												202	A	Southeast Mo. St.	74 81
												263	H	Tennessee St.	80 65
												267	H	Murray St.	87 61
												269	H	Austin Peay	88 82
												274	A	Tennessee Tech	80 79
												283	A	Jacksonville St.	44 32
												283	H	Jacksonville St.	56 42
												293	H	Cleveland St.	76 58
												295	A	Morehead St.	89 74
												295	H	Morehead St.	99 71
												335	A	Lipscomb	90 68
												337	H	Eastern Ill.	89 61
												344	A	Alabama A&M	78 28
LAST 12 Division I GAMES:															
295	A	Morehead St.	89 74	283	A	Jacksonville St.	44 32								
283	H	Jacksonville St.	56 42	269	H	Austin Peay	88 82								
201	H	Eastern Ky.	72 61	267	H	Murray St.	87 61								
295	H	Morehead St.	99 71	337	H	Eastern Ill.	89 61								
274	A	Tennessee Tech	80 79	167	A	SIUE	60 73								
263	H	Tennessee St.	80 65	202	A	Southeast Mo. St.	74 81								

Non-Div I Games: Young Harris 80 31 Trevecca Nazarene 86 59

Belmont

Average RPI Win:	303	WON-LOST	WINNING	LAST 10	STRENGTH OF	OPP. STRENGTH	TEAM	ADJ.	CONF.	ADJ CONF.
Average RPI Loss:	188	RECORD	PCT. RANK	GAMES	SCHEDULE	OF SCHEDULE	RPI	RPI	RPI	RPI
DIV. I ONLY	13- 9	119	8- 2	340	332	252	252	30	30	
DIV. I NON-CONF.	4- 7	222	1- 1	284	309	269	269	30	30	
TOTALS	RPI 1-25	RPI 26-50	W-L RECORDS	RPI 51-100	RPI 101-150	RPI 150+				
13- 9	0- 0	0- 1	OVERALL	0- 0	0- 0	13- 8				
6- 3	0- 0	0- 0	HOME	0- 0	0- 0	6- 3				
5- 4	0- 0	0- 0	AWAY	0- 0	0- 0	5- 0				
2- 2	0- 0	0- 0	NEUTRAL	0- 0	0- 0	2- 2				
4- 7	0- 0	0- 1	NON-CONFERENCE	0- 0	0- 0	4- 6				
0- 3	0- 0	0- 0	HOME	0- 0	0- 0	0- 3				
2- 2	0- 0	0- 1	AWAY	0- 0	0- 0	2- 1				
2- 2	0- 0	0- 0	NEUTRAL	0- 0	0- 0	2- 2				
9- 2	0- 0	0- 0	CONFERENCE	0- 0	0- 0	9- 2				
6- 0	0- 0	0- 0	HOME	0- 0	0- 0	6- 0				
3- 2	0- 0	0- 0	AWAY	0- 0	0- 0	3- 2				
0- 0	0- 0	0- 0	NEUTRAL	0- 0	0- 0	0- 0				

RPI 1-25			RPI 26-50			RPI 51-100			RPI 101+			Team's RPI: 252
RPI	S	Opponent	Score	RPI	S	Opponent	Score	RPI	S	Opponent	Score	
				32	A	Miami (FL)	47 55					
								151	H	Jacksonville	53 63	
								163	A	Hampton	45 60	
								171	A	Fla. Atlantic	60 82	
								180	H	Stetson	38 62	
								192	H	Brown	61 68	
								217	H	Morgan St.	63 48	
								227	N	Western Ill.	59 75	
								270	N	Georgia St.	61 68	
								273	H	Coppin St.	69 56	
								277	N	Ga. Southern	65 49	
								298	A	Western Caro.	66 59	
								299	H	Florida A&M	67 60	
								300	H	Savannah St.	50 44	
								302	A	UMES	71 76	
								309	H	South Carolina St.	65 50	
								313	A	North Florida	53 49	
								316	A	Howard	81 77	
								320	N	LIU Brooklyn	68 55	
								321	H	Delaware St.	66 35	
								346	A	Norfolk St.	53 45	
								348	A	N.C. Central	63 46	
LAST 12 Division I GAMES:												
				348	A	N.C. Central	63 46					
				321	H	Delaware St.	66 35					
				300	H	Savannah St.	50 44					
				299	H	Florida A&M	67 60					
				316	A	Howard	81 77					
				302	A	UMES	71 76					
				217	H	Morgan St.	63 48					
				273	H	Coppin St.	69 56					
				346	A	Norfolk St.	53 45					
				163	A	Hampton	45 60					
				320	N	LIU Brooklyn	68 55					
				171	A	Fla. Atlantic	60 82					

Non-Div I Games: Warner 100 28 Edward Waters 67 48

Bethune-Cookman

Loss, Non-Conf, S Site, H Home A Away N Neutral



Binghamton

Through Games Of Feb. 13, 2016

Average RPI Win:	260	WON-LOST	WINNING	LAST 10	STRENGTH OF	OPP. STRENGTH	TEAM	ADJ.	CONF.	ADJ CONF.
Average RPI Loss:	153	RECORD	PCT. RANK	GAMES	SCHEDULE	OF SCHEDULE	RPI	RPI	RPI	RPI
DIV. I ONLY	7- 15	270	4- 6	164	255	231	231	15	15	
DIV. I NON-CONF.	2- 8	290	0- 0	228	305	300	300	18	18	
TOTALS	RPI 1-25	RPI 26-50	W-L RECORDS	RPI 51-100	RPI 101-150	RPI 150+				
7- 15	0- 0	0- 0	OVERALL	0- 5	1- 2	6- 8				
4- 3	0- 0	0- 0	HOME	0- 2	1- 0	3- 1				
3- 12	0- 0	0- 0	AWAY	0- 3	0- 2	3- 7				
0- 0	0- 0	0- 0	NEUTRAL	0- 0	0- 0	0- 0				
2- 8	0- 0	0- 0	NON-CONFERENCE	0- 2	0- 1	2- 5				
2- 0	0- 0	0- 0	HOME	0- 0	0- 0	2- 0				
0- 8	0- 0	0- 0	AWAY	0- 2	0- 1	0- 5				
0- 0	0- 0	0- 0	NEUTRAL	0- 0	0- 0	0- 0				
5- 7	0- 0	0- 0	CONFERENCE	0- 3	1- 1	4- 3				
2- 3	0- 0	0- 0	HOME	0- 2	1- 0	1- 1				
3- 4	0- 0	0- 0	AWAY	0- 1	0- 1	3- 2				
0- 0	0- 0	0- 0	NEUTRAL	0- 0	0- 0	0- 0				

RPI S	Opponent	Score	RPI S	Opponent	Score	RPI S	Opponent	Score	RPI S	Opponent	Score	Team's RPI: 231
						52	A Albany (NY)	58 64	128	A Stony Brook	58 64	
						52	H Albany (NY)	47 59	128	H Stony Brook	54 47	
						77	A Michigan	62 90	134	A Xavier	55 64	
						88	H Maine	38 52	154	A Cornell	57 64	
						94	A Bucknell	46 76	168	A UMBC	51 62	
									192	A Brown	65 67	
									207	A Hartford	53 47	
									207	H Hartford	39 41	
									218	A Canisius	50 80	
									219	A Columbia	64 71	
									253	A Sacred Heart	60 69	
									258	A New Hampshire	49 64	
									258	H New Hampshire	51 50	
									286	A Vermont	57 53	
									289	H Colgate	63 56	
									312	A UMass Lowell	75 70	
									341	H NJIT	54 50	
LAST 12 Division I GAMES:												
207	H Hartford	39 41	312	A UMass Lowell	75 70							
52	A Albany (NY)	58 64	286	A Vermont	57 53							
258	A New Hampshire	49 64	52	H Albany (NY)	47 59							
128	H Stony Brook	54 47	207	A Hartford	53 47							
88	H Maine	38 52	258	H New Hampshire	51 50							
168	A UMBC	51 62	128	A Stony Brook	58 64							

Non-Div I Games: Cedar Crest 74 18 Misericordia 73 44 Nyack 65 33

Binghamton

Loss, Non-Conf, S Site, H Home A Away N Neutral

Average RPI Win:	230	WON-LOST	WINNING	LAST 10	STRENGTH OF	OPP. STRENGTH	TEAM	ADJ.	CONF.	ADJ CONF.
Average RPI Loss:	129	RECORD	PCT. RANK	GAMES	SCHEDULE	OF SCHEDULE	RPI	RPI	RPI	RPI
DIV. I ONLY	14- 8	98	8- 2	197	217	138	138	19	19	
DIV. I NON-CONF.	5- 4	138	0- 0	252	190	194	194	20	20	
TOTALS	RPI 1-25	RPI 26-50	W-L RECORDS	RPI 51-100	RPI 101-150	RPI 150+				
14- 8	0- 0	0- 2	OVERALL	0- 2	0- 1	14- 3				
6- 4	0- 0	0- 1	HOME	0- 1	0- 0	6- 2				
7- 3	0- 0	0- 1	AWAY	0- 0	0- 1	7- 1				
1- 1	0- 0	0- 0	NEUTRAL	0- 1	0- 0	1- 0				
5- 4	0- 0	0- 0	NON-CONFERENCE	0- 2	0- 0	5- 2				
1- 3	0- 0	0- 0	HOME	0- 1	0- 0	1- 2				
3- 0	0- 0	0- 0	AWAY	0- 0	0- 0	3- 0				
1- 1	0- 0	0- 0	NEUTRAL	0- 1	0- 0	1- 0				
9- 4	0- 0	0- 2	CONFERENCE	0- 0	0- 1	9- 1				
5- 1	0- 0	0- 1	HOME	0- 0	0- 0	5- 0				
4- 3	0- 0	0- 1	AWAY	0- 0	0- 1	4- 1				
0- 0	0- 0	0- 0	NEUTRAL	0- 0	0- 0	0- 0				

RPI 1-25			RPI 26-50			RPI 51-100			RPI 101+ Team's RPI: 138		
RPI	S	Opponent	Score	RPI	S	Opponent	Score	RPI	S	Opponent	Score
				46	A	Colorado St.	64 68	55	N	Auburn	53 55
				46	H	Colorado St.	51 83	69	H	Washington St.	52 57
LAST 12 Division I GAMES:											
234	A	Wyoming	58 82	234	H	Wyoming	58 49	142	A	Fresno St.	57 62
46	H	Colorado St.	51 83	194	A	San Jose St.	78 75	173	A	Eastern Wash.	84 79
342	H	Air Force	61 48	246	A	San Diego St.	75 45	180	N	Stetson	71 65
215	A	Utah St.	63 58	329	H	Nevada	66 58	181	H	UNLV	75 56
187	A	New Mexico	81 60	142	A	Fresno St.	57 62	183	H	Col. of Charleston	61 38
181	H	UNLV	75 56	215	H	Utah St.	84 78	187	A	New Mexico	81 60
				254	A	Seattle	84 66	194	A	San Jose St.	78 75
				282	A	Portland	89 49	215	A	Utah St.	63 58
				329	H	Nevada	66 58	215	H	Utah St.	84 78
				342	H	Air Force	61 48	221	H	Utah Valley	70 72
								222	H	Idaho St.	77 80
								234	A	Wyoming	58 82
								234	H	Wyoming	58 49
								246	A	San Diego St.	75 45
								254	A	Seattle	84 66
								282	A	Portland	89 49
								329	H	Nevada	66 58
								342	H	Air Force	61 48

Non-Div I Games: Concordia Portland 84 77 Cal St. L.A. 58 44

Boise St.

■ Loss, 
 ■ Non-Conf, 
 ■ S Site, 
 ■ H Home 
 ■ A Away 
 N Neutral

Average RPI Win:	<b>196</b>	WON-LOST	WINNING	LAST 10	STRENGTH OF	OPP. STRENGTH	TEAM	ADJ.	CONF.	ADJ CONF.
Average RPI Loss:	<b>53</b>	RECORD	PCT. RANK	GAMES	SCHEDULE	OF SCHEDULE	RPI	RPI	RPI	RPI
DIV. I ONLY	<b>13- 11</b>	<b>150</b>	<b>2- 8</b>	<b>82</b>	<b>64</b>	<b>107</b>	<b>107</b>	<b>5</b>	<b>5</b>	
DIV. I NON-CONF.	<b>12- 1</b>	<b>9</b>	<b>1- 0</b>	<b>259</b>	<b>150</b>	<b>67</b>	<b>67</b>	<b>5</b>	<b>5</b>	
TOTALS	RPI 1-25	RPI 26-50	W-L RECORDS	RPI 51-100	RPI 101-150	RPI 150+				
13- 11	0- 3	0- 4	OVERALL	3- 2	1- 2	9- 0				
8- 4	0- 1	0- 1	HOME	1- 0	1- 2	6- 0				
4- 6	0- 2	0- 2	AWAY	1- 2	0- 0	3- 0				
1- 1	0- 0	0- 1	NEUTRAL	1- 0	0- 0	0- 0				
12- 1	0- 0	0- 1	NON-CONFERENCE	3- 0	0- 0	9- 0				
7- 0	0- 0	0- 0	HOME	1- 0	0- 0	6- 0				
4- 0	0- 0	0- 0	AWAY	1- 0	0- 0	3- 0				
1- 1	0- 0	0- 1	NEUTRAL	1- 0	0- 0	0- 0				
1- 10	0- 3	0- 3	CONFERENCE	0- 2	1- 2	0- 0				
1- 4	0- 1	0- 1	HOME	0- 0	1- 2	0- 0				
0- 6	0- 2	0- 2	AWAY	0- 2	0- 0	0- 0				
0- 0	0- 0	0- 0	NEUTRAL	0- 0	0- 0	0- 0				

RPI 1-25				RPI 26-50				RPI 51-100				RPI 101+				Team's RPI: 107	
RPI	S	Opponent	Score	RPI	S	Opponent	Score	RPI	S	Opponent	Score	RPI	S	Opponent	Score		
1	H	Notre Dame	50 63	29	N	Oklahoma	61 76	51	A	Purdue	58 56	106	H	North Carolina	78 86		
13	A	Florida St.	42 75	32	H	Miami (FL)	62 67	70	N	Utah	76 51	123	H	Wake Forest	59 65		
24	A	Syracuse	61 62	37	A	North Carolina St.	63 74	79	A	Georgia Tech	56 62	145	H	Pittsburgh	54 43		
				47	A	Duke	51 71	88	H	Maine	55 48	157	H	Yale	73 60		
								96	A	Virginia Tech	33 58	186	A	Northeastern	71 45		
												207	H	Hartford	62 28		
												225	H	Bryant	74 59		
												242	H	Holy Cross	60 51		
												257	A	Providence	67 41		
												258	H	New Hampshire	71 51		
												312	H	UMass Lowell	66 55		
												347	A	Boston U.	58 37		
LAST 12 Division I GAMES:																	
				37	A	North Carolina St.	63 74	145	H	Pittsburgh	54 43						
				106	H	North Carolina	78 86	47	A	Duke	51 71						
				32	H	Miami (FL)	62 67	1	H	Notre Dame	50 63						
				79	A	Georgia Tech	56 62	157	H	Yale	73 60						
				24	A	Syracuse	61 62	13	A	Florida St.	42 75						
				123	H	Wake Forest	59 65	96	A	Virginia Tech	33 58						

Non-Div I Games:

Boston College

■ Loss, 
 ■ Non-Conf, 
 ■ S Site, 
 ■ H Home 
 ■ A Away 
 N Neutral

Average RPI Win: <b>247</b>	WON-LOST	WINNING	LAST 10	STRENGTH OF	OPP. STRENGTH	TEAM	ADJ.	CONF.	ADJ CONF.
Average RPI Loss: <b>222</b>	RECORD	PCT. RANK	GAMES	SCHEDULE	OF SCHEDULE	RPI	RPI	RPI	RPI
DIV. I ONLY	2- 22	345	2- 8	330	261	347	347	27	27
DIV. I NON-CONF.	0- 11	338	0- 0	312	193	349	349	28	28
TOTALS	RPI 1-25	RPI 26-50	W-L RECORDS	RPI 51-100	RPI 101-150	RPI 150+			
2- 22	0- 0	0- 0	OVERALL	0- 2	0- 2	2- 18			
2- 11	0- 0	0- 0	HOME	0- 1	0- 1	2- 9			
0- 11	0- 0	0- 0	AWAY	0- 0	0- 0	0- 4			
0- 0	0- 0	0- 0	NEUTRAL	0- 0	0- 0	0- 0			
0- 11	0- 0	0- 0	NON-CONFERENCE	0- 1	0- 2	0- 8			
0- 6	0- 0	0- 0	HOME	0- 1	0- 1	0- 4			
0- 5	0- 0	0- 0	AWAY	0- 0	0- 1	0- 4			
0- 0	0- 0	0- 0	NEUTRAL	0- 0	0- 0	0- 0			
2- 11	0- 0	0- 0	CONFERENCE	0- 1	0- 0	2- 10			
2- 5	0- 0	0- 0	HOME	0- 0	0- 0	2- 5			
0- 6	0- 0	0- 0	AWAY	0- 1	0- 0	0- 5			
0- 0	0- 0	0- 0	NEUTRAL	0- 0	0- 0	0- 0			

RPI 1-25				RPI 26-50				RPI 51-100				RPI 101+				Team's RPI: 347	
RPI	S	Opponent	Score	RPI	S	Opponent	Score	RPI	S	Opponent	Score	RPI	S	Opponent	Score		
								52	H	Albany (NY)	43	83	107	H	Boston College	37	58
								94	A	Bucknell	56	74	117	A	Harvard	55	73
													179	H	Marist	54	73
													186	H	Northeastern	44	77
													193	H	Rhode Island	41	57
													213	A	Lehigh	48	72
													213	H	Lehigh	66	73
													236	A	Dartmouth	52	72
													238	A	Massachusetts	56	73
													242	H	Holy Cross	41	60
													244	A	Navy	56	67
													244	H	Navy	51	49
													249	A	American	33	79
													249	H	American	63	59
													258	A	New Hampshire	52	69
													259	A	Loyola Maryland	54	63
													259	H	Loyola Maryland	46	67
													286	H	Vermont	45	60
													289	H	Colgate	63	72
													312	A	UMass Lowell	57	70
													331	A	Lafayette	56	71
													331	H	Lafayette	64	71
LAST 12 Division I GAMES:																	
259	H	Loyola Maryland	46	67	289	H	Colgate	63	72								
249	A	American	33	79	259	A	Loyola Maryland	54	63								
331	H	Lafayette	64	71	249	H	American	63	59								
244	H	Navy	51	49	331	A	Lafayette	56	71								
213	A	Lehigh	48	72	244	A	Navy	56	67								
94	A	Bucknell	56	74	213	H	Lehigh	66	73								

Non-Div I Games:

Boston U.

## Bowling Green

Through Games Of Feb. 13, 2016

Average RPI Win:	254	WON-LOST	WINNING	LAST 10	STRENGTH OF	OPP. STRENGTH	TEAM	ADJ.	CONF.	ADJ CONF.
Average RPI Loss:	123	RECORD	PCT. RANK	GAMES	SCHEDULE	OF SCHEDULE	RPI	RPI	RPI	RPI
DIV. I ONLY	8- 13	242	3- 7	221	146	250	250	11	11	
DIV. I NON-CONF.	4- 5	193	0- 0	325	184	285	285	13	13	
TOTALS	RPI 1-25	RPI 26-50	W-L RECORDS	RPI 51-100	RPI 101-150	RPI 150+				
8- 13	0- 0	0- 1	OVERALL	0- 3	1- 6	7- 3				
5- 6	0- 0	0- 1	HOME	0- 2	1- 3	4- 0				
2- 6	0- 0	0- 0	AWAY	0- 1	0- 3	2- 2				
1- 1	0- 0	0- 0	NEUTRAL	0- 0	0- 0	1- 1				
4- 5	0- 0	0- 0	NON-CONFERENCE	0- 1	0- 1	4- 3				
3- 1	0- 0	0- 0	HOME	0- 1	0- 0	3- 0				
0- 3	0- 0	0- 0	AWAY	0- 0	0- 1	0- 2				
1- 1	0- 0	0- 0	NEUTRAL	0- 0	0- 0	1- 1				
4- 8	0- 0	0- 1	CONFERENCE	0- 2	1- 5	3- 0				
2- 5	0- 0	0- 1	HOME	0- 1	1- 3	1- 0				
2- 3	0- 0	0- 0	AWAY	0- 1	0- 2	2- 0				
0- 0	0- 0	0- 0	NEUTRAL	0- 0	0- 0	0- 0				

RPI S	Opponent	Score	RPI S	Opponent	Score	RPI S	Opponent	Score	RPI S	Opponent	Score	Team's RPI: 250
27	H Ohio	57 72	63	H South Dakota St.	45 58	101	A Virginia	39 68				
			68	A Central Mich.	75 76	111	H Eastern Mich.	67 63				
			78	H Ball St.	56 67	113	A Toledo	61 75				
						115	A Western Mich.	45 74				
						115	H Western Mich.	49 65				
						118	H Akron	55 71				
						136	H Buffalo	50 63				
						151	N Jacksonville	72 69				
						155	N Davidson	56 60				
						213	A Cincinnati	51 54				
						251	A Northern Ill.	58 43				
						263	A Miami (OH)	64 58				
						293	A Cleveland St.	48 69				
						305	H Bradley	66 53				
						314	H Illinois St.	70 52				
						317	H Kent St.	71 49				
						323	H Evansville	74 56				
LAST 12 Division I GAMES:												
136	H Buffalo	50 63	251	A Northern Ill.	58 43							
115	H Western Mich.	49 65	78	H Ball St.	56 67							
68	A Central Mich.	75 76	118	H Akron	55 71							
113	A Toledo	61 75	27	H Ohio	57 72							
111	H Eastern Mich.	67 63	115	A Western Mich.	45 74							
317	H Kent St.	71 49	263	A Miami (OH)	64 58							

Non-Div I Games:

Bowling Green

■ Loss, 
 ■ Non-Conf, 
 ■ S Site, 
 ■ H Home 
 ■ A Away 
 N Neutral

Average RPI Win: <b>292</b>	WON-LOST	WINNING	LAST 10	STRENGTH OF	OPP. STRENGTH	TEAM	ADJ.	CONF.	ADJ CONF.
Average RPI Loss: <b>163</b>	RECORD	PCT. RANK	GAMES	SCHEDULE	OF SCHEDULE	RPI	RPI	RPI	RPI
DIV. I ONLY	6- 16	283	3- 7	303	190	305	305	21	21
DIV. I NON-CONF.	3- 7	248	0- 0	246	199	259	259	17	17
TOTALS	RPI 1-25	RPI 26-50	W-L RECORDS	RPI 51-100	RPI 101-150	RPI 150+			
6- 16	0- 0	0- 1	OVERALL	0- 4	0- 5	6- 6			
3- 8	0- 0	0- 1	HOME	0- 2	0- 4	3- 1			
3- 8	0- 0	0- 0	AWAY	0- 2	0- 1	3- 5			
0- 0	0- 0	0- 0	NEUTRAL	0- 0	0- 0	0- 0			
3- 7	0- 0	0- 1	NON-CONFERENCE	0- 2	0- 1	3- 3			
1- 3	0- 0	0- 1	HOME	0- 0	0- 1	1- 1			
2- 4	0- 0	0- 0	AWAY	0- 2	0- 0	2- 2			
0- 0	0- 0	0- 0	NEUTRAL	0- 0	0- 0	0- 0			
3- 9	0- 0	0- 0	CONFERENCE	0- 2	0- 4	3- 3			
2- 5	0- 0	0- 0	HOME	0- 2	0- 3	2- 0			
1- 4	0- 0	0- 0	AWAY	0- 0	0- 1	1- 3			
0- 0	0- 0	0- 0	NEUTRAL	0- 0	0- 0	0- 0			

RPI S	Opponent	Score	RPI S	Opponent	Score	RPI S	Opponent	Score	RPI S	Opponent	Score	Team's RPI: 305
29	H Oklahoma	46 79	57	A Iowa	53 60	115	H Western Mich.	59 72				
			75	A Saint Louis	58 75	125	H UNI	47 55				
			83	H Missouri St.	44 55	143	A Southern Ill.	49 75				
			100	H Drake	64 76	143	H Southern Ill.	51 65				
						150	H Loyola Chicago	54 67				
						176	A Detroit	75 67				
						203	H Ill.-Chicago	56 66				
						248	A Indiana St.	37 59				
						250	A Bowling Green	53 66				
						251	A Northern Ill.	64 68				
						301	A Wichita St.	55 50				
						301	H Wichita St.	50 44				
						314	A Illinois St.	49 54				
						317	H Kent St.	68 60				
						323	A Evansville	46 62				
						323	H Evansville	66 52				
						336	A Chicago St.	66 60				
LAST 12 Division I GAMES:												
301	A Wichita St.	55 50	314	A Illinois St.	49 54							
143	H Southern Ill.	51 65	301	H Wichita St.	50 44							
323	H Evansville	66 52	83	H Missouri St.	44 55							
125	H UNI	47 55	323	A Evansville	46 62							
100	H Drake	64 76	143	A Southern Ill.	49 75							
248	A Indiana St.	37 59	150	H Loyola Chicago	54 67							

Non-Div I Games: Eureka 87 47

Bradley

■ Loss, 
 ■ Non-Conf, 
 ■ S Site, 
 ■ H Home 
 ■ A Away 
 N Neutral

**B  
r  
o  
w  
n**

B  
r  
o  
w  
n

Page 31

Average RPI Win:	<b>294</b>	WON-LOST	WINNING	LAST 10	STRENGTH OF	OPP. STRENGTH	TEAM	ADJ.	CONF.	ADJ CONF.
Average RPI Loss:	<b>178</b>	RECORD	PCT. RANK	GAMES	SCHEDULE	OF SCHEDULE	RPI	RPI	RPI	RPI
DIV. I ONLY	<b>14- 10</b>	<b>124</b>	<b>8- 2</b>	<b>325</b>	<b>325</b>	<b>225</b>	<b>225</b>	<b>31</b>	<b>31</b>	
DIV. I NON-CONF.	<b>3- 8</b>	<b>258</b>	<b>0- 0</b>	<b>292</b>	<b>212</b>	<b>309</b>	<b>309</b>	<b>32</b>	<b>32</b>	
TOTALS	RPI 1-25	RPI 26-50	W-L RECORDS	RPI 51-100	RPI 101-150	RPI 150+				
14- 10	0- 0	0- 1	OVERALL	0- 1	0- 1	14- 7				
7- 3	0- 0	0- 0	HOME	0- 0	0- 0	7- 3				
7- 7	0- 0	0- 1	AWAY	0- 1	0- 1	7- 4				
0- 0	0- 0	0- 0	NEUTRAL	0- 0	0- 0	0- 0				
3- 8	0- 0	0- 1	NON-CONFERENCE	0- 1	0- 1	3- 5				
2- 3	0- 0	0- 0	HOME	0- 0	0- 0	2- 3				
1- 5	0- 0	0- 1	AWAY	0- 1	0- 1	1- 2				
0- 0	0- 0	0- 0	NEUTRAL	0- 0	0- 0	0- 0				
11- 2	0- 0	0- 0	CONFERENCE	0- 0	0- 0	11- 2				
5- 0	0- 0	0- 0	HOME	0- 0	0- 0	5- 0				
6- 2	0- 0	0- 0	AWAY	0- 0	0- 0	6- 2				
0- 0	0- 0	0- 0	NEUTRAL	0- 0	0- 0	0- 0				

RPI S	Opponent	Score	RPI S	Opponent	Score	RPI S	Opponent	Score	RPI S	Opponent	Score	Team's RPI: 225
35	A Seton Hall	57 93	88	A Maine	38 76	107	A Boston College	59 74	154	H Cornell	62 70	
						192	H Brown	67 84	195	A Robert Morris	53 55	
						195	H Robert Morris	71 65	238	H Massachusetts	69 86	
						242	A Holy Cross	64 65	253	A Sacred Heart	61 59	
						257	A Providence	78 88	258	H New Hampshire	55 42	
						272	A Saint Francis (PA)	72 85	272	H Saint Francis (PA)	84 72	
						276	A Central Conn. St.	65 53	276	H Central Conn. St.	70 56	
						286	H Vermont	68 52	303	A Fairleigh Dickinson	70 41	
						312	A UMass Lowell	83 64	320	H LIU Brooklyn	63 55	
						339	A Mt. St. Mary's	70 59	343	A Wagner	82 71	
						343	H Wagner	94 67	345	A St. Francis Brooklyn	70 42	
LAST 12 Division I GAMES:												
343	H Wagner	94 67	195	H Robert Morris	71 65							
272	A Saint Francis (PA)	72 85	345	A St. Francis Brooklyn	70 42							
195	A Robert Morris	53 55	320	H LIU Brooklyn	63 55							
276	A Central Conn. St.	65 53	339	A Mt. St. Mary's	70 59							
253	A Sacred Heart	61 59	343	A Wagner	82 71							
272	H Saint Francis (PA)	84 72	303	A Fairleigh Dickinson	70 41							

Non-Div I Games:

Bryant

■ Loss, 
 ■ Non-Conf, 
 ■ S Site, 
 ■ H Home 
 ■ A Away 
 N Neutral



Average RPI Win:	250	WON-LOST	WINNING	LAST 10	STRENGTH OF	OPP. STRENGTH	TEAM	ADJ.	CONF.	ADJ CONF.
Average RPI Loss:	131	RECORD	PCT. RANK	GAMES	SCHEDULE	OF SCHEDULE	RPI	RPI	RPI	RPI
DIV. I ONLY	18- 6	45	9- 1	202	290	94	94	27	27	
DIV. I NON-CONF.	6- 5	146	0- 0	229	282	165	165	28	28	
TOTALS	RPI 1-25	RPI 26-50	W-L RECORDS	RPI 51-100	RPI 101-150	RPI 150+				
18- 6	0- 1	0- 0	OVERALL	1- 1	0- 1	17- 3				
11- 1	0- 0	0- 0	HOME	1- 0	0- 1	10- 0				
7- 5	0- 1	0- 0	AWAY	0- 1	0- 0	7- 3				
0- 0	0- 0	0- 0	NEUTRAL	0- 0	0- 0	0- 0				
6- 5	0- 1	0- 0	NON-CONFERENCE	0- 0	0- 1	6- 3				
4- 1	0- 0	0- 0	HOME	0- 0	0- 1	4- 0				
2- 4	0- 1	0- 0	AWAY	0- 0	0- 0	2- 3				
0- 0	0- 0	0- 0	NEUTRAL	0- 0	0- 0	0- 0				
12- 1	0- 0	0- 0	CONFERENCE	1- 1	0- 0	11- 0				
7- 0	0- 0	0- 0	HOME	1- 0	0- 0	6- 0				
5- 1	0- 0	0- 0	AWAY	0- 1	0- 0	5- 0				
0- 0	0- 0	0- 0	NEUTRAL	0- 0	0- 0	0- 0				

RPI 1-25				RPI 26-50				RPI 51-100				Team's RPI: 94	RPI 101+			
RPI	S	Opponent	Score	RPI	S	Opponent	Score	RPI	S	Opponent	Score		RPI	S	Opponent	Score
1	A	Notre Dame	54 85					73	A	Army West Point	63 68		108	H	Youngstown St.	47 55
								73	H	Army West Point	79 69		168	A	UMBC	52 65
													184	H	Delaware	80 51
													213	A	Lehigh	67 54
													213	H	Lehigh	80 77
													217	A	Morgan St.	50 64
													218	A	Canisius	56 61
													231	H	Binghamton	76 46
													232	A	Manhattan	61 56
													242	A	Holy Cross	58 51
													242	H	Holy Cross	74 64
													244	A	Navy	51 41
													249	A	American	66 60
													249	H	American	60 54
													259	H	Loyola Maryland	71 64
													289	A	Colgate	71 51
													289	H	Colgate	79 60
													293	A	Cleveland St.	59 57
													303	H	Fairleigh Dickinson	72 62
													339	H	Mt. St. Mary's	71 45
													347	H	Boston U.	74 56
LAST 12 Division I GAMES:																
				289	H	Colgate	79 60						259	H	Loyola Maryland	71 64
				213	A	Lehigh	67 54						289	A	Colgate	71 51
				242	H	Holy Cross	74 64						213	H	Lehigh	80 77
				249	H	American	60 54						242	A	Holy Cross	58 51
				73	A	Army West Point	63 68						249	A	American	66 60
				347	H	Boston U.	74 56						73	H	Army West Point	79 69

Non-Div I Games:

Bucknell

Average RPI Win: <b>220</b>	WON-LOST	WINNING	LAST 10	STRENGTH OF	OPP. STRENGTH	TEAM	ADJ.	CONF.	ADJ CONF.
Average RPI Loss: <b>114</b>	RECORD	PCT. RANK	GAMES	SCHEDULE	OF SCHEDULE	RPI	RPI	RPI	RPI
DIV. I ONLY	<b>12- 11</b>	<b>157</b>	<b>3- 7</b>	<b>138</b>	<b>173</b>	<b>136</b>	<b>136</b>	<b>11</b>	<b>11</b>
DIV. I NON-CONF.	<b>8- 3</b>	<b>77</b>	<b>0- 0</b>	<b>212</b>	<b>236</b>	<b>95</b>	<b>95</b>	<b>13</b>	<b>13</b>
TOTALS	RPI 1-25	RPI 26-50	W-L RECORDS	RPI 51-100	RPI 101-150	RPI 150+			
12- 11	0- 1	1- 1	OVERALL	1- 3	0- 4	10- 2			
5- 4	0- 1	1- 0	HOME	1- 1	0- 2	3- 0			
6- 7	0- 0	0- 1	AWAY	0- 2	0- 2	6- 2			
1- 0	0- 0	0- 0	NEUTRAL	0- 0	0- 0	1- 0			
8- 3	0- 1	0- 1	NON-CONFERENCE	0- 1	0- 0	8- 0			
3- 1	0- 1	0- 0	HOME	0- 0	0- 0	3- 0			
4- 2	0- 0	0- 1	AWAY	0- 1	0- 0	4- 0			
1- 0	0- 0	0- 0	NEUTRAL	0- 0	0- 0	1- 0			
4- 8	0- 0	1- 0	CONFERENCE	1- 2	0- 4	2- 2			
2- 3	0- 0	1- 0	HOME	1- 1	0- 2	0- 0			
2- 5	0- 0	0- 0	AWAY	0- 1	0- 2	2- 2			
0- 0	0- 0	0- 0	NEUTRAL	0- 0	0- 0	0- 0			

RPI 1-25				RPI 26-50				RPI 51-100				RPI 101+ Team's RPI: 136			
RPI	S	Opponent	Score	RPI	S	Opponent	Score	RPI	S	Opponent	Score	RPI	S	Opponent	Score
21	H	Duquesne	62 <b>79</b>	27	H	Ohio	51 43	65	A	Hofstra	36 <b>79</b>	111	A	Eastern Mich.	56 <b>67</b>
				39	A	St. Bonaventure	32 <b>59</b>	68	H	Central Mich.	67 61	113	A	Toledo	60 <b>71</b>
								78	A	Ball St.	63 <b>68</b>	115	H	Western Mich.	78 <b>92</b>
								78	H	Ball St.	57 <b>59</b>	118	H	Akron	61 <b>69</b>
												154	H	Cornell	59 41
												218	H	Canisius	54 40
												238	A	Massachusetts	56 48
												240	N	Clemson	61 51
												250	A	Bowling Green	63 50
												251	A	Northern Ill.	74 <b>76</b>
												253	A	Sacred Heart	66 53
												263	A	Miami (OH)	58 <b>69</b>
												268	A	UCF	66 60
												292	A	Niagara	57 48
												317	A	Kent St.	77 66
												320	H	LIU Brooklyn	55 38
LAST 12 Division I GAMES:															
250	A	Bowling Green	63 50	115	H	Western Mich.	78 <b>92</b>								
113	A	Toledo	60 <b>71</b>	118	H	Akron	61 <b>69</b>								
78	H	Ball St.	57 <b>59</b>	78	A	Ball St.	63 <b>68</b>								
27	H	Ohio	51 43	317	A	Kent St.	77 66								
251	A	Northern Ill.	74 <b>76</b>	68	H	Central Mich.	67 61								
263	A	Miami (OH)	58 <b>69</b>	111	A	Eastern Mich.	56 <b>67</b>								

Non-Div I Games:

Buffalo

■ Loss, 
 ■ Non-Conf, S Site, 
 ■ Home 
 ■ Away 
 N Neutral

Average RPI Win:	196	WON-LOST	WINNING	LAST 10	STRENGTH OF	OPP. STRENGTH	TEAM	ADJ.	CONF.	ADJ CONF.
Average RPI Loss:	86	RECORD	PCT. RANK	GAMES	SCHEDULE	OF SCHEDULE	RPI	RPI	RPI	RPI
DIV. I ONLY	8- 16	257	2- 8	120	45	197	197	6	6	
DIV. I NON-CONF.	5- 6	180	0- 0	145	27	145	145	6	6	
TOTALS	RPI 1-25	RPI 26-50	W-L RECORDS	RPI 51-100	RPI 101-150	RPI 150+				
8- 16	0- 2	0- 3	OVERALL	2- 6	1- 4	5- 1				
5- 6	0- 2	0- 0	HOME	2- 2	1- 2	2- 0				
2- 10	0- 0	0- 3	AWAY	0- 4	0- 2	2- 1				
1- 0	0- 0	0- 0	NEUTRAL	0- 0	0- 0	1- 0				
5- 6	0- 1	0- 1	NON-CONFERENCE	1- 3	1- 0	3- 1				
3- 1	0- 1	0- 0	HOME	1- 0	1- 0	1- 0				
1- 5	0- 0	0- 1	AWAY	0- 3	0- 0	1- 1				
1- 0	0- 0	0- 0	NEUTRAL	0- 0	0- 0	1- 0				
3- 10	0- 1	0- 2	CONFERENCE	1- 3	0- 4	2- 0				
2- 5	0- 1	0- 0	HOME	1- 2	0- 2	1- 0				
1- 5	0- 0	0- 2	AWAY	0- 1	0- 2	1- 0				
0- 0	0- 0	0- 0	NEUTRAL	0- 0	0- 0	0- 0				

RPI	S	Opponent	Score	RPI	S	Opponent	Score	RPI	S	Opponent	Score	RPI	S	Opponent	Score	Team's RPI: 197
17	H	DePaul	54 <b>61</b>	35	A	Seton Hall	77 <b>98</b>	53	H	Villanova	45 <b>57</b>	121	A	Creighton	49 <b>77</b>	
20	H	Green Bay	46 <b>55</b>	42	A	South Fla.	77 <b>87</b>	60	A	Chattanooga	49 <b>60</b>	121	H	Creighton	42 <b>52</b>	
				44	A	St. John's (NY)	41 <b>68</b>	78	A	Ball St.	50 <b>58</b>	132	H	Arkansas	63 57	
								86	A	Marquette	69 <b>76</b>	134	A	Xavier	47 <b>55</b>	
								86	H	Marquette	64 <b>80</b>	134	H	Xavier	63 <b>73</b>	
								91	H	Georgetown	82 76	230	H	Valparaiso	72 53	
								92	A	Wright St.	53 <b>66</b>	240	N	Clemson	54 50	
								93	H	TCU	65 53	248	A	Indiana St.	63 <b>70</b>	
												257	A	Providence	77 67	
												257	H	Providence	65 50	
												268	A	UCF	71 63	
LAST 12 Division I GAMES:																
86	A	Marquette	69 <b>76</b>	86	H	Marquette	64 <b>80</b>									
257	H	Providence	65 50	17	H	DePaul	54 <b>61</b>									
121	H	Creighton	42 <b>52</b>	121	A	Creighton	49 <b>77</b>									
134	A	Xavier	47 <b>55</b>	257	A	Providence	77 67									
35	A	Seton Hall	77 <b>98</b>	134	H	Xavier	63 <b>73</b>									
44	A	St. John's (NY)	41 <b>68</b>	91	H	Georgetown	82 76									

Non-Div I Games:

Butler

■ Loss, 
■ Non-Conf, 
■ S Site, 
■ H Home 
■ A Away 
N Neutral

CSU Bakersfield

Through Games Of Feb. 13, 2016

Average RPI Win:	271	WON-LOST	WINNING	LAST 10	STRENGTH OF	OPP. STRENGTH	TEAM	ADJ.	CONF.	ADJ CONF.
Average RPI Loss:	132	RECORD	PCT. RANK	GAMES	SCHEDULE	OF SCHEDULE	RPI	RPI	RPI	RPI
DIV. I ONLY	8- 17	268	5- 5	161	162	245	245	25	25	
DIV. I NON-CONF.	3- 12	290	1- 1	71	36	239	239	25	25	
TOTALS	RPI 1-25	RPI 26-50	W-L RECORDS	RPI 51-100	RPI 101-150	RPI 150+				
8- 17	0- 5	0- 0	OVERALL	0- 1	0- 4	8- 7				
6- 5	0- 0	0- 0	HOME	0- 0	0- 1	6- 4				
2- 10	0- 3	0- 0	AWAY	0- 1	0- 3	2- 3				
0- 2	0- 2	0- 0	NEUTRAL	0- 0	0- 0	0- 0				
3- 12	0- 5	0- 0	NON-CONFERENCE	0- 1	0- 3	3- 3				
3- 3	0- 0	0- 0	HOME	0- 0	0- 1	3- 2				
0- 7	0- 3	0- 0	AWAY	0- 1	0- 2	0- 1				
0- 2	0- 2	0- 0	NEUTRAL	0- 0	0- 0	0- 0				
5- 5	0- 0	0- 0	CONFERENCE	0- 0	0- 1	5- 4				
3- 2	0- 0	0- 0	HOME	0- 0	0- 0	3- 2				
2- 3	0- 0	0- 0	AWAY	0- 0	0- 1	2- 2				
0- 0	0- 0	0- 0	NEUTRAL	0- 0	0- 0	0- 0				

RPI 1-25				RPI 26-50				RPI 51-100				RPI 101+ Team's RPI: 245			
RPI	S	Opponent	Score	RPI	S	Opponent	Score	RPI	S	Opponent	Score	RPI	S	Opponent	Score
3	N	South Carolina	71 90					67	A	UC Riverside	61 81	105	A	New Mexico St.	63 86
6	A	Stanford	41 83									127	A	Hawaii	60 74
8	A	Oregon St.	51 75									127	H	Hawaii	55 65
9	N	Arizona St.	47 60									142	A	Fresno St.	52 57
10	A	UCLA	68 82									158	H	Pacific	74 80
												194	H	San Jose St.	90 88
												198	H	Cal Poly	57 52
												204	A	UTRGV	46 60
												221	A	Utah Valley	53 72
												221	H	Utah Valley	61 54
												229	H	Grand Canyon	51 61
												254	H	Seattle	76 68
												260	A	UC Santa Barbara	60 61
												265	H	Pepperdine	73 76
												296	A	UMKC	78 68
												296	H	UMKC	40 56
												332	H	UC Irvine	65 39
												336	A	Chicago St.	74 61
												336	H	Chicago St.	76 43
LAST 12 Division I GAMES:															
221	A	Utah Valley	53 72	204	A	UTRGV	46 60								
336	A	Chicago St.	74 61	254	H	Seattle	76 68								
296	A	UMKC	78 68	296	H	UMKC	40 56								
221	H	Utah Valley	61 54	336	H	Chicago St.	76 43								
229	H	Grand Canyon	51 61	332	H	UC Irvine	65 39								
105	A	New Mexico St.	63 86	127	H	Hawaii	55 65								

Non-Div I Games:

CSU Bakersfield

Loss, Non-Conf, S Site, H Home A Away N Neutral

Average RPI Win: <b>257</b>	WON-LOST	WINNING	LAST 10	STRENGTH OF	OPP. STRENGTH	TEAM	ADJ.	CONF.	ADJ CONF.
Average RPI Loss: <b>154</b>	RECORD	PCT. RANK	GAMES	SCHEDULE	OF SCHEDULE	RPI	RPI	RPI	RPI
DIV. I ONLY	6- 18	289	4- 6	245	158	288	288	22	22
DIV. I NON-CONF.	2- 12	311	0- 2	230	51	294	294	22	22
TOTALS	RPI 1-25	RPI 26-50	W-L RECORDS	RPI 51-100	RPI 101-150	RPI 150+			
6- 18	0- 1	0- 1	OVERALL	0- 5	2- 3	4- 8			
4- 6	0- 0	0- 1	HOME	0- 1	2- 0	2- 4			
2- 12	0- 1	0- 0	AWAY	0- 4	0- 3	2- 4			
0- 0	0- 0	0- 0	NEUTRAL	0- 0	0- 0	0- 0			
2- 12	0- 1	0- 1	NON-CONFERENCE	0- 4	1- 1	1- 5			
1- 4	0- 0	0- 1	HOME	0- 1	1- 0	0- 2			
1- 8	0- 1	0- 0	AWAY	0- 3	0- 1	1- 3			
0- 0	0- 0	0- 0	NEUTRAL	0- 0	0- 0	0- 0			
4- 6	0- 0	0- 0	CONFERENCE	0- 1	1- 2	3- 3			
3- 2	0- 0	0- 0	HOME	0- 0	1- 0	2- 2			
1- 4	0- 0	0- 0	AWAY	0- 1	0- 2	1- 1			
0- 0	0- 0	0- 0	NEUTRAL	0- 0	0- 0	0- 0			

RPI 1-25				RPI 26-50				RPI 51-100				RPI 101+				Team's RPI: 288	
RPI	S	Opponent	Score	RPI	S	Opponent	Score	RPI	S	Opponent	Score	RPI	S	Opponent	Score		
9	A	Arizona St.	46 69	26	H	Georgia	58 83	59	H	St. Mary's (CA)	59 93	127	A	Hawaii	50 77		
								67	A	UC Riverside	76 83	127	H	Hawaii	63 60		
								70	A	Utah	56 97	131	H	Penn St.	81 73		
								76	A	California	44 106	135	A	Idaho	50 106		
								84	A	San Diego	64 86	149	A	Long Beach St.	71 74		
												173	A	Eastern Wash.	59 70		
												189	H	UC Davis	52 75		
												198	A	Cal Poly	62 66		
												246	H	San Diego St.	65 67		
												254	H	Seattle	56 62		
												260	H	UC Santa Barbara	49 65		
												282	A	Portland	68 62		
												325	A	Portland St.	77 83		
												330	A	Southern Utah	65 67		
												332	A	UC Irvine	83 64		
												332	H	UC Irvine	62 48		
												338	H	Cal St. Fullerton	79 52		
LAST 12 Division I GAMES:																	
332	H	UC Irvine	62 48	198	A	Cal Poly	62 66										
67	A	UC Riverside	76 83	260	H	UC Santa Barbara	49 65										
149	A	Long Beach St.	71 74	127	A	Hawaii	50 77										
338	H	Cal St. Fullerton	79 52	189	H	UC Davis	52 75										
332	A	UC Irvine	83 64	254	H	Seattle	56 62										
127	H	Hawaii	63 60	76	A	California	44 106										

Non-Div I Games:

CSUN

■ Loss, 
 ■ Non-Conf, 
 ■ S Site, 
 ■ H Home 
 ■ A Away 
 N Neutral

Average RPI Win:	246	WON-LOST	WINNING	LAST 10	STRENGTH OF	OPP. STRENGTH	TEAM	ADJ.	CONF.	ADJ CONF.
Average RPI Loss:	130	RECORD	PCT. RANK	GAMES	SCHEDULE	OF SCHEDULE	RPI	RPI	RPI	RPI
DIV. I ONLY	11- 13	194	4- 6	184	227	198	198	22	22	
DIV. I NON-CONF.	7- 6	156	1- 0	125	152	120	120	22	22	
TOTALS	RPI 1-25	RPI 26-50	W-L RECORDS	RPI 51-100	RPI 101-150	RPI 150+				
11- 13	0- 1	0- 0	OVERALL	1- 5	1- 2	9- 5				
7- 4	0- 0	0- 0	HOME	0- 2	1- 1	6- 1				
4- 8	0- 1	0- 0	AWAY	1- 3	0- 1	3- 3				
0- 1	0- 0	0- 0	NEUTRAL	0- 0	0- 0	0- 1				
7- 6	0- 1	0- 0	NON-CONFERENCE	1- 3	1- 0	5- 2				
4- 1	0- 0	0- 0	HOME	0- 1	1- 0	3- 0				
3- 4	0- 1	0- 0	AWAY	1- 2	0- 0	2- 1				
0- 1	0- 0	0- 0	NEUTRAL	0- 0	0- 0	0- 1				
4- 7	0- 0	0- 0	CONFERENCE	0- 2	0- 2	4- 3				
3- 3	0- 0	0- 0	HOME	0- 1	0- 1	3- 1				
1- 4	0- 0	0- 0	AWAY	0- 1	0- 1	1- 2				
0- 0	0- 0	0- 0	NEUTRAL	0- 0	0- 0	0- 0				

RPI 1-25				RPI 26-50				RPI 51-100				RPI 101+ Team's RPI: 198			
RPI	S	Opponent	Score	RPI	S	Opponent	Score	RPI	S	Opponent	Score	RPI	S	Opponent	Score
8	A	Oregon St.	43 80					56	H	Santa Clara	63 69	127	H	Hawaii	58 64
								59	A	St. Mary's (CA)	83 87	142	H	Fresno St.	64 60
								67	A	UC Riverside	83 93	149	A	Long Beach St.	53 65
								67	H	UC Riverside	62 75	162	H	Montana St.	66 57
								76	A	California	57 82	188	H	Sacramento St.	97 72
								98	A	San Francisco	62 61	189	A	UC Davis	71 82
												189	H	UC Davis	57 75
												204	N	UTRGV	58 66
												239	H	Loyola Marymount	70 58
												245	A	CSU Bakersfield	52 57
												260	A	UC Santa Barbara	67 78
												265	A	Pepperdine	61 47
												288	H	CSUN	66 62
												326	A	A&M-Corpus Christi	56 45
												332	A	UC Irvine	72 54
												332	H	UC Irvine	50 38
												338	H	Cal St. Fullerton	51 46
LAST 12 Division I GAMES:															
67	H	UC Riverside	62 75	189	H	UC Davis	57 75								
189	A	UC Davis	71 82	288	H	CSUN	66 62								
332	H	UC Irvine	50 38	338	H	Cal St. Fullerton	51 46								
127	H	Hawaii	58 64	332	A	UC Irvine	72 54								
149	A	Long Beach St.	53 65	260	A	UC Santa Barbara	67 78								
67	A	UC Riverside	83 93	188	H	Sacramento St.	97 72								

Non-Div I Games:

Cal Poly

■ Loss, 
 ■ Non-Conf, S Site, 
 ■ Home 
 ■ Away 
 N Neutral

Average RPI Win:	282	WON-LOST	WINNING	LAST 10	STRENGTH OF	OPP. STRENGTH	TEAM	ADJ.	CONF.	ADJ CONF.
Average RPI Loss:	202	RECORD	PCT. RANK	GAMES	SCHEDULE	OF SCHEDULE	RPI	RPI	RPI	RPI
DIV. I ONLY	2- 23	347	0- 10	233	319	338	338	22	22	
DIV. I NON-CONF.	2- 12	311	0- 1	248	341	325	325	22	22	
TOTALS	RPI 1-25	RPI 26-50	W-L RECORDS	RPI 51-100	RPI 101-150	RPI 150+				
2- 23	0- 0	0- 0	OVERALL	0- 2	0- 3	2- 18				
1- 10	0- 0	0- 0	HOME	0- 2	0- 1	1- 7				
1- 12	0- 0	0- 0	AWAY	0- 0	0- 2	1- 10				
0- 1	0- 0	0- 0	NEUTRAL	0- 0	0- 0	0- 1				
2- 12	0- 0	0- 0	NON-CONFERENCE	0- 1	0- 0	2- 11				
1- 5	0- 0	0- 0	HOME	0- 1	0- 0	1- 4				
1- 6	0- 0	0- 0	AWAY	0- 0	0- 0	1- 6				
0- 1	0- 0	0- 0	NEUTRAL	0- 0	0- 0	0- 1				
0- 11	0- 0	0- 0	CONFERENCE	0- 1	0- 3	0- 7				
0- 5	0- 0	0- 0	HOME	0- 1	0- 1	0- 3				
0- 6	0- 0	0- 0	AWAY	0- 0	0- 2	0- 4				
0- 0	0- 0	0- 0	NEUTRAL	0- 0	0- 0	0- 0				

RPI S	Opponent	Score	RPI S	Opponent	Score	RPI S	Opponent	Score	RPI S	Opponent	Score	Team's RPI: 338
						67	H UC Riverside	43 90	127	A Hawaii	53 62	
						84	H San Diego	44 53	149	A Long Beach St.	57 62	
									149	H Long Beach St.	61 82	
									154	H Cornell	47 59	
									156	A SMU	53 74	
									162	A Montana St.	66 89	
									173	H Eastern Wash.	57 68	
									189	A UC Davis	56 80	
									189	H UC Davis	59 63	
									191	H Weber St.	40 60	
									198	A Cal Poly	46 51	
									208	A Montana	51 86	
									234	H Wyoming	56 61	
									239	A Loyola Marymount	75 73	
									246	A San Diego St.	43 54	
									251	N Northern Ill.	49 72	
									260	A UC Santa Barbara	49 79	
									260	H UC Santa Barbara	47 65	
									265	A Pepperdine	75 81	
									288	A CSUN	52 79	
									315	A North Dakota St.	64 79	
									325	H Portland St.	84 69	
									332	H UC Irvine	58 62	
LAST 12 Division I GAMES:												
189	A	UC Davis	56	80	332	H	UC Irvine	58	62			
67	H	UC Riverside	43	90	149	A	Long Beach St.	57	62			
189	H	UC Davis	59	63	198	A	Cal Poly	46	51			
260	A	UC Santa Barbara	49	79	260	H	UC Santa Barbara	47	65			
288	A	CSUN	52	79	149	H	Long Beach St.	61	82			
127	A	Hawaii	53	62	315	A	North Dakota St.	64	79			

Non-Div I Games:

Cal St. Fullerton

■ Loss, 
 ■ Non-Conf, 
 ■ S Site, 
 ■ H Home 
 ■ A Away 
 N Neutral

## California

Through Games Of Feb. 13, 2016

Average RPI Win:	132	WON-LOST	WINNING	LAST 10	STRENGTH OF	OPP. STRENGTH	TEAM	ADJ.	CONF.	ADJ CONF.
Average RPI Loss:	33	RECORD	PCT. RANK	GAMES	SCHEDULE	OF SCHEDULE	RPI	RPI	RPI	RPI
DIV. I ONLY	11- 13	194	1- 9	7	3	76	76	1	1	
DIV. I NON-CONF.	8- 2	51	0- 0	63	48	40	40	1	1	
TOTALS	RPI 1-25	RPI 26-50	W-L RECORDS	RPI 51-100	RPI 101-150	RPI 150+				
11- 13	2- 7	0- 2	OVERALL	4- 3	0- 1	5- 0				
8- 5	1- 2	0- 1	HOME	3- 2	0- 0	4- 0				
2- 7	1- 1	0- 0	AWAY	0- 0	0- 0	1- 0				
1- 1	0- 1	0- 0	NEUTRAL	1- 0	0- 0	0- 0				
8- 2	1- 1	0- 0	NON-CONFERENCE	3- 1	0- 0	4- 0				
5- 1	0- 0	0- 0	HOME	2- 1	0- 0	3- 0				
2- 0	1- 0	0- 0	AWAY	0- 0	0- 0	1- 0				
1- 1	0- 1	0- 0	NEUTRAL	1- 0	0- 0	0- 0				
3- 11	1- 6	0- 2	CONFERENCE	1- 2	0- 1	1- 0				
3- 4	1- 2	0- 1	HOME	1- 1	0- 0	1- 0				
0- 7	0- 4	0- 1	AWAY	0- 1	0- 1	0- 0				
0- 0	0- 0	0- 0	NEUTRAL	0- 0	0- 0	0- 0				

RPI 1-25				RPI 26-50				RPI 51-100 Team's RPI: 76				RPI 101+			
RPI	S	Opponent	Score	RPI	S	Opponent	Score	RPI	S	Opponent	Score	RPI	S	Opponent	Score
6	A	Stanford	46 53	28	H	Washington	65 75	58	A	Oregon	59 69	109	A	Arizona	52 57
6	H	Stanford	55 60	38	A	Southern California	47 61	59	H	St. Mary's (CA)	63 64	175	H	Colorado	64 35
8	A	Oregon St.	48 70					67	H	UC Riverside	64 58	188	H	Sacramento St.	117 99
9	A	Arizona St.	49 57					69	H	Washington St.	74 71	198	H	Cal Poly	82 57
9	H	Arizona St.	49 64					70	H	Utah	79 84	269	A	Austin Peay	67 58
10	A	UCLA	56 75					74	H	Nebraska	87 80	288	H	CSUN	106 44
10	H	UCLA	108 104					99	N	Liberty	77 72				
15	N	Texas A&M	58 75												
18	A	Louisville	75 71												
LAST 12 Division I GAMES:															
9	H	Arizona St.	49 64	10	A	UCLA	56 75								
6	H	Stanford	55 60	58	A	Oregon	59 69								
6	A	Stanford	46 53	8	A	Oregon St.	48 70								
28	H	Washington	65 75	70	H	Utah	79 84								
69	H	Washington St.	74 71	175	H	Colorado	64 35								
38	A	Southern California	47 61	109	A	Arizona	52 57								

Non-Div I Games:

California

■ Loss, 
■ Non-Conf, 
■ S Site, 
■ H Home 
■ A Away 
N Neutral



Average RPI Win:	312	WON-LOST	WINNING	LAST 10	STRENGTH OF	OPP. STRENGTH	TEAM	ADJ.	CONF.	ADJ CONF.
Average RPI Loss:	184	RECORD	PCT. RANK	GAMES	SCHEDULE	OF SCHEDULE	RPI	RPI	RPI	RPI
DIV. I ONLY	9- 13	227	3- 7	312	335	281	281	26	26	
DIV. I NON-CONF.	5- 3	118	0- 0	296	347	188	188	29	29	
TOTALS	RPI 1-25	RPI 26-50	W-L RECORDS	RPI 51-100	RPI 101-150	RPI 150+				
9- 13	0- 0	0- 0	OVERALL	0- 3	0- 3	9- 7				
5- 5	0- 0	0- 0	HOME	0- 1	0- 1	5- 3				
4- 7	0- 0	0- 0	AWAY	0- 2	0- 1	4- 4				
0- 1	0- 0	0- 0	NEUTRAL	0- 0	0- 1	0- 0				
5- 3	0- 0	0- 0	NON-CONFERENCE	0- 1	0- 2	5- 0				
3- 0	0- 0	0- 0	HOME	0- 0	0- 0	3- 0				
2- 2	0- 0	0- 0	AWAY	0- 1	0- 1	2- 0				
0- 1	0- 0	0- 0	NEUTRAL	0- 0	0- 1	0- 0				
4- 10	0- 0	0- 0	CONFERENCE	0- 2	0- 1	4- 7				
2- 5	0- 0	0- 0	HOME	0- 1	0- 1	2- 3				
2- 5	0- 0	0- 0	AWAY	0- 1	0- 0	2- 4				
0- 0	0- 0	0- 0	NEUTRAL	0- 0	0- 0	0- 0				

RPI 1-25			RPI 26-50			RPI 51-100			RPI 101+			Team's RPI: 281
RPI	S	Opponent	Score	RPI	S	Opponent	Score	RPI	S	Opponent	Score	
						97 A VCU	34 57	126 H UNC Asheville			58 72	
						99 A Liberty	55 67	129 N Central Ark.			34 57	
						99 H Liberty	52 62	140 A ETSU			55 70	
								199 A Radford			59 62	
								210 A Gardner-Webb			56 68	
								210 H Gardner-Webb			35 70	
								223 H Presbyterian			45 69	
								247 H High Point			55 69	
								266 H N.C. A&T			56 55	
								298 H Western Caro.			73 66	
								304 A Coastal Caro.			83 70	
								304 H Coastal Caro.			73 52	
								308 A Charleston So.			57 65	
								311 A Winthrop			49 50	
								313 A North Florida			66 55	
								318 A Longwood			73 56	
								318 H Longwood			72 65	
								339 H Mt. St. Mary's			62 53	
								348 A N.C. Central			57 48	
LAST 12 Division I GAMES:												
318	H	Longwood	72 65	223	H	Presbyterian	45 69					
99	A	Liberty	55 67	247	H	High Point	55 69					
210	A	Gardner-Webb	56 68	199	A	Radford	59 62					
304	H	Coastal Caro.	73 52	318	A	Longwood	73 56					
308	A	Charleston So.	57 65	210	H	Gardner-Webb	35 70					
311	A	Winthrop	49 50	126	H	UNC Asheville	58 72					

Non-Div I Games: UNC Pembroke

62 67

Campbell

Average RPI Win:	261	WON-LOST	WINNING	LAST 10	STRENGTH OF	OPP. STRENGTH	TEAM	ADJ.	CONF.	ADJ CONF.
Average RPI Loss:	151	RECORD	PCT. RANK	GAMES	SCHEDULE	OF SCHEDULE	RPI	RPI	RPI	RPI
DIV. I ONLY	10- 14	219	3- 7	199	239	218	218	23	23	
DIV. I NON-CONF.	5- 4	138	0- 0	70	156	97	97	24	24	
TOTALS	RPI 1-25	RPI 26-50	W-L RECORDS	RPI 51-100	RPI 101-150	RPI 150+				
10- 14	0- 1	0- 1	OVERALL	1- 0	0- 6	9- 6				
5- 5	0- 0	0- 1	HOME	1- 0	0- 2	4- 2				
5- 9	0- 1	0- 0	AWAY	0- 0	0- 4	5- 4				
0- 0	0- 0	0- 0	NEUTRAL	0- 0	0- 0	0- 0				
5- 4	0- 1	0- 1	NON-CONFERENCE	1- 0	0- 2	4- 0				
3- 1	0- 0	0- 1	HOME	1- 0	0- 0	2- 0				
2- 3	0- 1	0- 0	AWAY	0- 0	0- 2	2- 0				
0- 0	0- 0	0- 0	NEUTRAL	0- 0	0- 0	0- 0				
5- 10	0- 0	0- 0	CONFERENCE	0- 0	0- 4	5- 6				
2- 4	0- 0	0- 0	HOME	0- 0	0- 2	2- 2				
3- 6	0- 0	0- 0	AWAY	0- 0	0- 2	3- 4				
0- 0	0- 0	0- 0	NEUTRAL	0- 0	0- 0	0- 0				

RPI 1-25				RPI 26-50				RPI 51-100				RPI 101+ Team's RPI: 218			
RPI	S	Opponent	Score	RPI	S	Opponent	Score	RPI	S	Opponent	Score	RPI	S	Opponent	Score
7	A	Texas	62 92	39	H	St. Bonaventure	47 59	94	H	Bucknell	61 56	108	A	Youngstown St.	51 53
												110	A	Quinnipiac	54 63
												110	H	Quinnipiac	68 80
												114	A	Iona	56 79
												114	H	Iona	76 79
												136	A	Buffalo	40 54
												186	A	Northeastern	68 57
												216	A	Siena	57 61
												216	H	Siena	52 58
												220	A	Fairfield	48 52
												220	H	Fairfield	50 51
												231	H	Binghamton	80 50
												232	A	Manhattan	55 77
												272	H	Saint Francis (PA)	77 52
												275	A	Monmouth	75 79
												278	A	Lamar	57 55
												292	A	Niagara	68 66
												294	A	Rider	73 64
												294	H	Rider	60 49
												333	A	Saint Peter's	60 53
												333	H	Saint Peter's	54 42
LAST 12 Division I GAMES:															
294	H	Rider	60 49	216	A	Siena	57 61								
275	A	Monmouth	75 79	110	H	Quinnipiac	68 80								
232	A	Manhattan	55 77	333	H	Saint Peter's	54 42								
114	H	Iona	76 79	114	A	Iona	56 79								
292	A	Niagara	68 66	110	A	Quinnipiac	54 63								
220	A	Fairfield	48 52	216	H	Siena	52 58								

Non-Div I Games:

Canisius

■ Loss, 
 ■ Non-Conf, 
 S Site, 
 ■ Home 
 ■ Away 
 N Neutral

Central Ark.

Through Games Of Feb. 13, 2016

Average RPI Win:	280	WON-LOST	WINNING	LAST 10	STRENGTH OF	OPP. STRENGTH	TEAM	ADJ.	CONF.	ADJ CONF.
Average RPI Loss:	66	RECORD	PCT. RANK	GAMES	SCHEDULE	OF SCHEDULE	RPI	RPI	RPI	RPI
DIV. I ONLY	16- 3	17	9- 1	323	288	129	129	28	28	
DIV. I NON-CONF.	6- 1	27	0- 0	286	319	96	96	26	26	
TOTALS	RPI 1-25	RPI 26-50	W-L RECORDS	RPI 51-100	RPI 101-150	RPI 150+				
16- 3	0- 1	0- 0	OVERALL	0- 1	1- 1	15- 0				
6- 2	0- 0	0- 0	HOME	0- 1	0- 1	6- 0				
8- 1	0- 0	0- 0	AWAY	0- 0	1- 0	7- 0				
2- 0	0- 0	0- 0	NEUTRAL	0- 0	0- 0	2- 0				
6- 1	0- 1	0- 0	NON-CONFERENCE	0- 0	0- 0	6- 0				
2- 0	0- 0	0- 0	HOME	0- 0	0- 0	2- 0				
2- 1	0- 1	0- 0	AWAY	0- 0	0- 0	2- 0				
2- 0	0- 0	0- 0	NEUTRAL	0- 0	0- 0	2- 0				
10- 2	0- 0	0- 0	CONFERENCE	0- 1	1- 1	9- 0				
4- 2	0- 0	0- 0	HOME	0- 1	0- 1	4- 0				
6- 0	0- 0	0- 0	AWAY	0- 0	1- 0	5- 0				
0- 0	0- 0	0- 0	NEUTRAL	0- 0	0- 0	0- 0				

RPI 1-25				RPI 26-50				RPI 51-100				RPI 101+ Team's RPI: 129			
RPI	S	Opponent	Score	RPI	S	Opponent	Score	RPI	S	Opponent	Score	RPI	S	Opponent	Score
14	A	Tennessee	47 102					61	H	Abilene Christian	49 61	124	A	Northwestern St.	74 49
												124	H	Northwestern St.	56 60
												202	A	Southeast Mo. St.	63 54
												234	A	Stephen F. Austin	55 53
												243	H	Houston Baptist	45 44
												267	A	Murray St.	61 51
												267	H	Murray St.	50 40
												278	H	Lamar	74 49
												281	N	Campbell	57 34
												306	H	Southeastern La.	80 58
												309	N	South Carolina St.	51 38
												319	A	Incarnate Word	76 57
												324	A	Nicholls St.	71 65
												326	A	A&M-Corpus Christi	66 55
												327	H	Alcorn	58 35
												340	A	New Orleans	59 44
												340	H	New Orleans	67 55
LAST 12 Division I GAMES:															
319	A	Incarnate Word	76 57	340	A	New Orleans	59 44								
124	H	Northwestern St.	56 60	243	H	Houston Baptist	45 44								
340	H	New Orleans	67 55	278	H	Lamar	74 49								
306	H	Southeastern La.	80 58	234	A	Stephen F. Austin	55 53								
124	A	Northwestern St.	74 49	326	A	A&M-Corpus Christi	66 55								
324	A	Nicholls St.	71 65	61	H	Abilene Christian	49 61								

Non-Div I Games: Central Baptist 70 37 Hendrix 72 43 Crowley's Ridge 93 38 Jarvis Christian 77 23  
Central Ark.

Loss, Non-Conf, S Site, H Home A Away N Neutral

Average RPI Win:	280	WON-LOST	WINNING	LAST 10	STRENGTH OF	OPP. STRENGTH	TEAM	ADJ.	CONF.	ADJ CONF.
Average RPI Loss:	202	RECORD	PCT. RANK	GAMES	SCHEDULE	OF SCHEDULE	RPI	RPI	RPI	RPI
DIV. I ONLY	9- 15	244	6- 4	286	331	276	276	31	31	
DIV. I NON-CONF.	3- 8	258	0- 0	244	185	284	284	32	32	
TOTALS	RPI 1-25	RPI 26-50	W-L RECORDS	RPI 51-100	RPI 101-150	RPI 150+				
9- 15	0- 1	0- 0	OVERALL	0- 2	0- 1	9- 11				
6- 4	0- 0	0- 0	HOME	0- 0	0- 0	6- 4				
3- 11	0- 1	0- 0	AWAY	0- 2	0- 1	3- 7				
0- 0	0- 0	0- 0	NEUTRAL	0- 0	0- 0	0- 0				
3- 8	0- 1	0- 0	NON-CONFERENCE	0- 2	0- 1	3- 4				
3- 1	0- 0	0- 0	HOME	0- 0	0- 0	3- 1				
0- 7	0- 1	0- 0	AWAY	0- 2	0- 1	0- 3				
0- 0	0- 0	0- 0	NEUTRAL	0- 0	0- 0	0- 0				
6- 7	0- 0	0- 0	CONFERENCE	0- 0	0- 0	6- 7				
3- 3	0- 0	0- 0	HOME	0- 0	0- 0	3- 3				
3- 4	0- 0	0- 0	AWAY	0- 0	0- 0	3- 4				
0- 0	0- 0	0- 0	NEUTRAL	0- 0	0- 0	0- 0				

RPI 1-25				RPI 26-50				RPI 51-100				RPI 101+ Team's RPI: 276			
RPI	S	Opponent	Score	RPI	S	Opponent	Score	RPI	S	Opponent	Score	RPI	S	Opponent	Score
11	A	Maryland	43 86					73	A	Army West Point	52 81	131	A	Penn St.	47 73
								88	A	Maine	42 62	165	A	Fordham	48 63
												195	A	Robert Morris	55 72
												195	H	Robert Morris	48 39
												207	A	Hartford	41 49
												225	A	Bryant	56 70
												225	H	Bryant	53 65
												236	H	Dartmouth	59 55
												238	H	Massachusetts	78 68
												253	A	Sacred Heart	69 79
												253	H	Sacred Heart	57 61
												258	H	New Hampshire	50 64
												272	A	Saint Francis (PA)	79 59
												272	H	Saint Francis (PA)	66 51
												286	A	Vermont	63 79
												303	A	Fairleigh Dickinson	78 75
												312	H	UMass Lowell	64 53
												320	H	LIU Brooklyn	45 59
												339	A	Mt. St. Mary's	48 54
												343	A	Wagner	62 52
												345	H	St. Francis Brooklyn	65 61
LAST 12 Division I GAMES:															
253	A	Sacred Heart	69 79	272	H	Saint Francis (PA)	66 51								
195	A	Robert Morris	55 72	253	H	Sacred Heart	57 61								
272	A	Saint Francis (PA)	79 59	343	A	Wagner	62 52								
225	H	Bryant	53 65	303	A	Fairleigh Dickinson	78 75								
345	H	St. Francis Brooklyn	65 61	339	A	Mt. St. Mary's	48 54								
195	H	Robert Morris	48 39	320	H	LIU Brooklyn	45 59								

Non-Div I Games:

Central Conn. St.

■ Loss, 
 ■ Non-Conf, 
 ■ S Site, 
 ■ H Home 
 ■ A Away 
 N Neutral

Average RPI Win:	192	WON-LOST	WINNING	LAST 10	STRENGTH OF	OPP. STRENGTH	TEAM	ADJ.	CONF.	ADJ CONF.
Average RPI Loss:	108	RECORD	PCT. RANK	GAMES	SCHEDULE	OF SCHEDULE	RPI	RPI	RPI	RPI
DIV. I ONLY	17- 7	62	9- 1	124	147	68	68	11	11	
DIV. I NON-CONF.	6- 5	146	0- 0	129	115	131	131	13	13	
TOTALS	RPI 1-25	RPI 26-50	W-L RECORDS	RPI 51-100	RPI 101-150	RPI 150+				
17- 7	0- 1	0- 1	OVERALL	2- 1	5- 2	10- 2				
9- 2	0- 1	0- 0	HOME	1- 0	2- 1	6- 0				
7- 5	0- 0	0- 1	AWAY	1- 1	3- 1	3- 2				
1- 0	0- 0	0- 0	NEUTRAL	0- 0	0- 0	1- 0				
6- 5	0- 1	0- 0	NON-CONFERENCE	1- 1	1- 1	4- 2				
3- 2	0- 1	0- 0	HOME	1- 0	0- 1	2- 0				
2- 3	0- 0	0- 0	AWAY	0- 1	1- 0	1- 2				
1- 0	0- 0	0- 0	NEUTRAL	0- 0	0- 0	1- 0				
11- 2	0- 0	0- 1	CONFERENCE	1- 0	4- 1	6- 0				
6- 0	0- 0	0- 0	HOME	0- 0	2- 0	4- 0				
5- 2	0- 0	0- 1	AWAY	1- 0	2- 1	2- 0				
0- 0	0- 0	0- 0	NEUTRAL	0- 0	0- 0	0- 0				

RPI 1-25				RPI 26-50				RPI 51-100 Team's RPI: 68				RPI 101+			
RPI	S	Opponent	Score	RPI	S	Opponent	Score	RPI	S	Opponent	Score	RPI	S	Opponent	Score
21	H	Duquesne	49 68	27	A	Ohio	84 86	71	H	Middle Tenn.	81 59	111	A	Eastern Mich.	66 65
								78	A	Ball St.	74 65	112	H	Memphis	61 64
								89	A	Saint Joseph's	66 76	115	H	Western Mich.	53 51
												118	A	Akron	97 77
												118	H	Akron	81 60
												136	A	Buffalo	61 67
												150	A	Loyola Chicago	68 59
												166	A	Illinois	69 74
												167	H	SIUE	78 65
												196	A	Oakland	110 87
												203	A	Ill.-Chicago	63 66
												248	H	Indiana St.	85 65
												250	H	Bowling Green	76 75
												251	A	Northern Ill.	73 67
												251	H	Northern Ill.	95 63
												263	A	Miami (OH)	72 58
												263	H	Miami (OH)	77 54
												294	N	Rider	76 58
												317	H	Kent St.	81 61
LAST 12 Division I GAMES:															
251	A	Northern Ill.	73 67	118	H	Akron	81 60								
78	A	Ball St.	74 65	263	A	Miami (OH)	72 58								
250	H	Bowling Green	76 75	27	A	Ohio	84 86								
111	A	Eastern Mich.	66 65	251	H	Northern Ill.	95 63								
263	H	Miami (OH)	77 54	118	A	Akron	97 77								
115	H	Western Mich.	53 51	136	A	Buffalo	61 67								

Non-Div I Games:

Central Mich.

■ Loss, 
 ■ Non-Conf, S Site, 
 ■ Home 
 ■ Away 
 N Neutral

Charleston So.

Through Games Of Feb. 13, 2016

Average RPI Win:	299	WON-LOST	WINNING	LAST 10	STRENGTH OF	OPP. STRENGTH	TEAM	ADJ.	CONF.	ADJ CONF.
Average RPI Loss:	191	RECORD	PCT. RANK	GAMES	SCHEDULE	OF SCHEDULE	RPI	RPI	RPI	RPI
DIV. I ONLY	8- 13	242	3- 7	338	234	308	308	26	26	
DIV. I NON-CONF.	2- 4	234	0- 0	349	61	343	343	29	29	
TOTALS	RPI 1-25	RPI 26-50	W-L RECORDS	RPI 51-100	RPI 101-150	RPI 150+				
8- 13	0- 0	0- 0	OVERALL	0- 2	0- 2	8- 9				
5- 5	0- 0	0- 0	HOME	0- 1	0- 1	5- 3				
3- 8	0- 0	0- 0	AWAY	0- 1	0- 1	3- 6				
0- 0	0- 0	0- 0	NEUTRAL	0- 0	0- 0	0- 0				
2- 4	0- 0	0- 0	NON-CONFERENCE	0- 0	0- 1	2- 3				
2- 0	0- 0	0- 0	HOME	0- 0	0- 0	2- 0				
0- 4	0- 0	0- 0	AWAY	0- 0	0- 1	0- 3				
0- 0	0- 0	0- 0	NEUTRAL	0- 0	0- 0	0- 0				
6- 9	0- 0	0- 0	CONFERENCE	0- 2	0- 1	6- 6				
3- 5	0- 0	0- 0	HOME	0- 1	0- 1	3- 3				
3- 4	0- 0	0- 0	AWAY	0- 1	0- 0	3- 3				
0- 0	0- 0	0- 0	NEUTRAL	0- 0	0- 0	0- 0				

RPI S	Opponent	Score	RPI S	Opponent	Score	RPI S	Opponent	Score	RPI S	Opponent	Score	Team's RPI: 308
						99	A Liberty	40 51	101	A Virginia	65 85	
						99	H Liberty	49 59	126	H UNC Asheville	50 58	
									183	A Col. of Charleston	66 81	
									199	A Radford	40 55	
									199	H Radford	50 61	
									210	A Gardner-Webb	55 63	
									223	A Presbyterian	37 52	
									223	H Presbyterian	49 63	
									240	A Clemson	36 43	
									247	A High Point	64 62	
									277	A Ga. Southern	51 64	
									281	H Campbell	65 57	
									298	H Western Caro.	80 59	
									304	H Coastal Caro.	62 73	
									307	H Wofford	74 64	
									311	A Winthrop	58 50	
									311	H Winthrop	54 51	
									318	A Longwood	63 54	
									318	H Longwood	66 58	
LAST 12 Division I GAMES:												
199	H	Radford	50	61	199	A	Radford	40	55			
223	A	Presbyterian	37	52	304	H	Coastal Caro.	62	73			
318	H	Longwood	66	58	210	A	Gardner-Webb	55	63			
99	H	Liberty	49	59	126	H	UNC Asheville	50	58			
311	A	Winthrop	58	50	247	A	High Point	64	62			
281	H	Campbell	65	57	223	H	Presbyterian	49	63			

Non-Div I Games: Paine 69 62 Columbia Int'l 67 35 Warner 73 53

Charleston So.

Loss, Non-Conf, S Site, H Home A Away N Neutral

Average RPI Win:	<b>195</b>	WON-LOST	WINNING	LAST 10	STRENGTH OF	OPP. STRENGTH	TEAM	ADJ.	CONF.	ADJ CONF.
Average RPI Loss:	<b>85</b>	RECORD	PCT. RANK	GAMES	SCHEDULE	OF SCHEDULE	RPI	RPI	RPI	RPI
DIV. I ONLY	<b>14- 9</b>	<b>109</b>	<b>6- 4</b>	<b>92</b>	<b>138</b>	<b>90</b>	<b>90</b>	<b>12</b>	<b>12</b>	
DIV. I NON-CONF.	<b>7- 4</b>	<b>110</b>	<b>0- 0</b>	<b>47</b>	<b>174</b>	<b>66</b>	<b>66</b>	<b>10</b>	<b>10</b>	
TOTALS	RPI 1-25	RPI 26-50	W-L RECORDS	RPI 51-100	RPI 101-150	RPI 150+				
14- 9	0- 0	0- 3	OVERALL	1- 3	2- 1	11- 2				
8- 2	0- 0	0- 1	HOME	1- 0	0- 0	7- 1				
5- 7	0- 0	0- 2	AWAY	0- 3	1- 1	4- 1				
1- 0	0- 0	0- 0	NEUTRAL	0- 0	1- 0	0- 0				
7- 4	0- 0	0- 3	NON-CONFERENCE	1- 1	1- 0	5- 0				
4- 1	0- 0	0- 1	HOME	1- 0	0- 0	3- 0				
2- 3	0- 0	0- 2	AWAY	0- 1	0- 0	2- 0				
1- 0	0- 0	0- 0	NEUTRAL	0- 0	1- 0	0- 0				
7- 5	0- 0	0- 0	CONFERENCE	0- 2	1- 1	6- 2				
4- 1	0- 0	0- 0	HOME	0- 0	0- 0	4- 1				
3- 4	0- 0	0- 0	AWAY	0- 2	1- 1	2- 1				
0- 0	0- 0	0- 0	NEUTRAL	0- 0	0- 0	0- 0				

RPI 1-25			RPI 26-50			RPI 51-100			Team's RPI: 90			RPI 101+			
RPI	S	Opponent	Score	RPI	S	Opponent	Score	RPI	S	Opponent	Score	RPI	S	Opponent	Score
				31	A	Missouri	71 88	54	A	Western Ky.	66 77	119	N	Mercer	72 62
				32	H	Miami (FL)	70 77	71	A	Middle Tenn.	67 72	139	A	Marshall	64 61
				37	A	North Carolina St.	65 72	72	A	Elon	83 90	144	A	UAB	57 75
								78	H	Ball St.	72 66	153	H	Southern Miss.	80 59
												155	A	Davidson	99 88
												161	A	Old Dominion	85 94
												161	H	Old Dominion	59 71
												171	H	Fla. Atlantic	85 79
												174	H	Louisiana Tech	63 58
												183	H	Col. of Charleston	89 61
												195	H	Robert Morris	94 73
												224	A	North Texas	82 70
												237	A	Rice	69 58
												270	A	Georgia St.	83 71
												290	H	FIU	87 74
												348	H	N.C. Central	67 52
LAST 12 Division I GAMES:															
				224	A	North Texas	82 70	139	A	Marshall	64 61				
				237	A	Rice	69 58	144	A	UAB	57 75				
				161	A	Old Dominion	85 94	71	A	Middle Tenn.	67 72				
				171	H	Fla. Atlantic	85 79	174	H	Louisiana Tech	63 58				
				290	H	FIU	87 74	153	H	Southern Miss.	80 59				
				54	A	Western Ky.	66 77	161	H	Old Dominion	59 71				

Non-Div I Games:

Charlotte





Average RPI Win:	292	WON-LOST	WINNING	LAST 10	STRENGTH OF	OPP. STRENGTH	TEAM	ADJ.	CONF.	ADJ CONF.
Average RPI Loss:	198	RECORD	PCT. RANK	GAMES	SCHEDULE	OF SCHEDULE	RPI	RPI	RPI	RPI
DIV. I ONLY	4- 20	323	2- 8	292	267	336	336	25	25	
DIV. I NON-CONF.	2- 12	311	0- 2	291	272	337	337	25	25	
TOTALS	RPI 1-25	RPI 26-50	W-L RECORDS	RPI 51-100	RPI 101-150	RPI 150+				
4- 20	0- 1	0- 1	OVERALL	0- 0	0- 3	4- 15				
3- 9	0- 0	0- 1	HOME	0- 0	0- 1	3- 7				
1- 11	0- 1	0- 0	AWAY	0- 0	0- 2	1- 8				
0- 0	0- 0	0- 0	NEUTRAL	0- 0	0- 0	0- 0				
2- 12	0- 1	0- 1	NON-CONFERENCE	0- 0	0- 1	2- 9				
1- 6	0- 0	0- 1	HOME	0- 0	0- 0	1- 5				
1- 6	0- 1	0- 0	AWAY	0- 0	0- 1	1- 4				
0- 0	0- 0	0- 0	NEUTRAL	0- 0	0- 0	0- 0				
2- 8	0- 0	0- 0	CONFERENCE	0- 0	0- 2	2- 6				
2- 3	0- 0	0- 0	HOME	0- 0	0- 1	2- 2				
0- 5	0- 0	0- 0	AWAY	0- 0	0- 1	0- 4				
0- 0	0- 0	0- 0	NEUTRAL	0- 0	0- 0	0- 0				

RPI 1-25				RPI 26-50				RPI 51-100				RPI 101+ Team's RPI: 336			
RPI	S	Opponent	Score	RPI	S	Opponent	Score	RPI	S	Opponent	Score	RPI	S	Opponent	Score
17	A	DePaul	42 88	49	H	Kansas St.	54 63					105	A	New Mexico St.	63 76
												105	H	New Mexico St.	60 70
												115	A	Western Mich.	56 65
												166	A	Illinois	36 67
												182	H	Milwaukee	48 55
												196	H	Oakland	51 74
												203	H	Ill.-Chicago	47 51
												204	H	UTRGV	56 64
												221	A	Utah Valley	46 74
												227	A	Western Ill.	50 88
												229	A	Grand Canyon	36 74
												245	A	CSU Bakersfield	43 76
												245	H	CSU Bakersfield	61 74
												251	H	Northern Ill.	50 68
												254	A	Seattle	45 59
												254	H	Seattle	57 49
												295	H	Morehead St.	75 71
												296	H	UMKC	77 72
												305	H	Bradley	60 66
												314	A	Illinois St.	53 57
												322	A	Jackson St.	76 59
												328	A	IPFW	51 62
LAST 12 Division I GAMES:															
105	A	New Mexico St.	63 76	105	H	New Mexico St.	60 70								
245	H	CSU Bakersfield	61 74	204	H	UTRGV	56 64								
254	H	Seattle	57 49	254	A	Seattle	45 59								
296	H	UMKC	77 72	245	A	CSU Bakersfield	43 76								
221	A	Utah Valley	46 74	182	H	Milwaukee	48 55								
229	A	Grand Canyon	36 74	251	H	Northern Ill.	50 68								

Non-Div I Games:

Chicago St.

■ Loss, 
■ Non-Conf, 
■ S Site, 
■ H Home 
■ A Away 
N Neutral

Average RPI Win:	247	WON-LOST	WINNING	LAST 10	STRENGTH OF	OPP. STRENGTH	TEAM	ADJ.	CONF.	ADJ CONF.
Average RPI Loss:	88	RECORD	PCT. RANK	GAMES	SCHEDULE	OF SCHEDULE	RPI	RPI	RPI	RPI
DIV. I ONLY	7- 17	278	2- 8	77	81	213	213	8	8	
DIV. I NON-CONF.	4- 7	222	0- 0	31	96	172	172	7	7	
TOTALS	RPI 1-25	RPI 26-50	W-L RECORDS	RPI 51-100	RPI 101-150	RPI 150+				
7- 17	0- 4	0- 3	OVERALL	0- 2	0- 4	7- 4				
5- 8	0- 2	0- 1	HOME	0- 1	0- 2	5- 2				
2- 7	0- 0	0- 2	AWAY	0- 1	0- 2	2- 2				
0- 2	0- 2	0- 0	NEUTRAL	0- 0	0- 0	0- 0				
4- 7	0- 3	0- 1	NON-CONFERENCE	0- 0	0- 2	4- 1				
4- 2	0- 1	0- 0	HOME	0- 0	0- 1	4- 0				
0- 3	0- 0	0- 1	AWAY	0- 0	0- 1	0- 1				
0- 2	0- 2	0- 0	NEUTRAL	0- 0	0- 0	0- 0				
3- 10	0- 1	0- 2	CONFERENCE	0- 2	0- 2	3- 3				
1- 6	0- 1	0- 1	HOME	0- 1	0- 1	1- 2				
2- 4	0- 0	0- 1	AWAY	0- 1	0- 1	2- 1				
0- 0	0- 0	0- 0	NEUTRAL	0- 0	0- 0	0- 0				

RPI 1-25				RPI 26-50				RPI 51-100				RPI 101+ Team's RPI: 213			
RPI	S	Opponent	Score	RPI	S	Opponent	Score	RPI	S	Opponent	Score	RPI	S	Opponent	Score
2	H	UConn	45 107	26	A	Georgia	42 60	62	A	Temple	51 74	103	H	UT Martin	57 63
4	H	Ohio St.	76 105	42	A	South Fla.	49 82	62	H	Temple	49 74	112	A	Memphis	51 54
5	N	Baylor	34 72	42	H	South Fla.	51 78					112	H	Memphis	47 64
25	N	Michigan St.	63 103									134	A	Xavier	56 65
												156	H	SMU	55 73
												159	H	Northern Ky.	71 68
												172	A	East Carolina	60 63
												176	A	Detroit	68 77
												185	A	Tulsa	55 53
												250	H	Bowling Green	54 51
												256	H	Houston	56 50
												268	A	UCF	68 50
												268	H	UCF	60 80
												272	H	Saint Francis (PA)	93 86
												337	H	Eastern Ill.	70 57
LAST 12 Division I GAMES:															
42	H	South Fla.	51 78	172	A	East Carolina	60 63								
62	H	Temple	49 74	268	H	UCF	60 80								
112	A	Memphis	51 54	185	A	Tulsa	55 53								
42	A	South Fla.	49 82	62	A	Temple	51 74								
256	H	Houston	56 50	112	H	Memphis	47 64								
156	H	SMU	55 73	268	A	UCF	68 50								

Non-Div I Games:

Cincinnati

■ Loss, 
■ Non-Conf, 
■ S Site, 
■ H Home 
■ A Away 
N Neutral

Average RPI Win:	254	WON-LOST	WINNING	LAST 10	STRENGTH OF	OPP. STRENGTH	TEAM	ADJ.	CONF.	ADJ CONF.
Average RPI Loss:	110	RECORD	PCT. RANK	GAMES	SCHEDULE	OF SCHEDULE	RPI	RPI	RPI	RPI
DIV. I ONLY	4- 20	323	0- 10	44	122	240	240	5	5	
DIV. I NON-CONF.	4- 9	245	0- 1	127	338	256	256	5	5	
TOTALS	RPI 1-25	RPI 26-50	W-L RECORDS	RPI 51-100	RPI 101-150	RPI 150+				
4- 20	0- 5	0- 2	OVERALL	0- 4	1- 4	3- 5				
3- 10	0- 2	0- 2	HOME	0- 1	1- 2	2- 3				
1- 8	0- 3	0- 0	AWAY	0- 3	0- 1	1- 1				
0- 2	0- 0	0- 0	NEUTRAL	0- 0	0- 1	0- 1				
4- 9	0- 1	0- 0	NON-CONFERENCE	0- 2	1- 1	3- 5				
3- 4	0- 1	0- 0	HOME	0- 0	1- 0	2- 3				
1- 3	0- 0	0- 0	AWAY	0- 2	0- 0	1- 1				
0- 2	0- 0	0- 0	NEUTRAL	0- 0	0- 1	0- 1				
0- 11	0- 4	0- 2	CONFERENCE	0- 2	0- 3	0- 0				
0- 6	0- 1	0- 2	HOME	0- 1	0- 2	0- 0				
0- 5	0- 3	0- 0	AWAY	0- 1	0- 1	0- 0				
0- 0	0- 0	0- 0	NEUTRAL	0- 0	0- 0	0- 0				

RPI 1-25				RPI 26-50				RPI 51-100				RPI 101+ Team's RPI: 240			
RPI	S	Opponent	Score	RPI	S	Opponent	Score	RPI	S	Opponent	Score	RPI	S	Opponent	Score
3	H	South Carolina	41 67	32	H	Miami (FL)	49 83	58	A	Oregon	56 69	106	A	North Carolina	56 72
13	A	Florida St.	56 75	47	H	Duke	43 72	79	H	Georgia Tech	63 76	123	H	Wake Forest	45 55
13	H	Florida St.	40 85					88	A	Maine	42 75	126	H	UNC Asheville	67 49
18	A	Louisville	33 75					96	A	Virginia Tech	49 79	136	N	Buffalo	51 61
24	A	Syracuse	62 83									145	H	Pittsburgh	56 59
												197	N	Butler	50 54
												200	H	William & Mary	41 58
												211	A	Furman	49 70
												274	A	Tennessee Tech	71 53
												299	H	Florida A&M	68 77
												304	H	Coastal Caro.	47 63
												308	H	Charleston So.	43 36
												309	H	South Carolina St.	63 54
LAST 12 Division I GAMES:															
123	H	Wake Forest	45 55	47	H	Duke	43 72								
13	A	Florida St.	56 75	96	A	Virginia Tech	49 79								
24	A	Syracuse	62 83	13	H	Florida St.	40 85								
145	H	Pittsburgh	56 59	32	H	Miami (FL)	49 83								
18	A	Louisville	33 75	106	A	North Carolina	56 72								
79	H	Georgia Tech	63 76	299	H	Florida A&M	68 77								

Non-Div I Games:

Clemson

■ Loss, 
■ Non-Conf, S Site, 
■ Home 
■ Away 
N Neutral

Average RPI Win:	232	WON-LOST	WINNING	LAST 10	STRENGTH OF	OPP. STRENGTH	TEAM	ADJ.	CONF.	ADJ CONF.
Average RPI Loss:	163	RECORD	PCT. RANK	GAMES	SCHEDULE	OF SCHEDULE	RPI	RPI	RPI	RPI
DIV. I ONLY	5- 18	300	1- 4	173	196	293	293	14	14	
DIV. I NON-CONF.	3- 7	248	0- 1	316	249	316	316	15	15	
TOTALS	RPI 1-25	RPI 26-50	W-L RECORDS	RPI 51-100	RPI 101-150	RPI 150+				
5- 18	0- 2	0- 0	OVERALL	0- 3	1- 2	4- 11				
4- 7	0- 1	0- 0	HOME	0- 2	1- 0	3- 4				
1- 9	0- 1	0- 0	AWAY	0- 0	0- 2	1- 6				
0- 2	0- 0	0- 0	NEUTRAL	0- 1	0- 0	0- 1				
3- 7	0- 0	0- 0	NON-CONFERENCE	0- 2	0- 2	3- 3				
2- 2	0- 0	0- 0	HOME	0- 1	0- 0	2- 1				
1- 3	0- 0	0- 0	AWAY	0- 0	0- 2	1- 1				
0- 2	0- 0	0- 0	NEUTRAL	0- 1	0- 0	0- 1				
2- 11	0- 2	0- 0	CONFERENCE	0- 1	1- 0	1- 8				
2- 5	0- 1	0- 0	HOME	0- 1	1- 0	1- 3				
0- 6	0- 1	0- 0	AWAY	0- 0	0- 0	0- 5				
0- 0	0- 0	0- 0	NEUTRAL	0- 0	0- 0	0- 0				

RPI 1-25				RPI 26-50				RPI 51-100				RPI 101+ Team's RPI: 293			
RPI	S	Opponent	Score	RPI	S	Opponent	Score	RPI	S	Opponent	Score	RPI	S	Opponent	Score
20	A	Green Bay	53 71					75	N	Saint Louis	65 76	104	A	Belmont	58 76
20	H	Green Bay	45 66					92	H	Wright St.	65 93	108	H	Youngstown St.	75 68
								94	H	Bucknell	57 59	113	A	Toledo	53 66
												159	H	Northern Ky.	51 83
												176	A	Detroit	68 82
												176	H	Detroit	60 66
												182	A	Milwaukee	58 59
												182	H	Milwaukee	46 62
												196	A	Oakland	69 79
												196	H	Oakland	88 75
												203	A	Ill.-Chicago	62 80
												230	A	Valparaiso	59 66
												250	H	Bowling Green	69 48
												290	H	FIU	64 57
												291	N	UNCG	51 55
												292	A	Niagara	72 73
												317	A	Kent St.	60 49
												323	H	Evansville	63 72
LAST 12 Division I GAMES:															
291	N	UNCG	51 55	159	H	Northern Ky.	51 83								
20	A	Green Bay	53 71	203	A	Ill.-Chicago	62 80								
182	A	Milwaukee	58 59	230	A	Valparaiso	59 66								
196	H	Oakland	88 75	108	H	Youngstown St.	75 68								
176	H	Detroit	60 66	182	H	Milwaukee	46 62								
92	H	Wright St.	65 93	20	H	Green Bay	45 66								

Non-Div I Games:

Cleveland St.

■ Loss, 
 ■ Non-Conf, 
 ■ S Site, 
 ■ H Home 
 ■ A Away 
 N Neutral

Average RPI Win:	262	WON-LOST	WINNING	LAST 10	STRENGTH OF	OPP. STRENGTH	TEAM	ADJ.	CONF.	ADJ CONF.
Average RPI Loss:	208	RECORD	PCT. RANK	GAMES	SCHEDULE	OF SCHEDULE	RPI	RPI	RPI	RPI
DIV. I ONLY	5- 15	289	2- 8	276	308	304	304	26	26	
DIV. I NON-CONF.	2- 4	234	0- 0	277	252	273	273	29	29	
TOTALS	RPI 1-25	RPI 26-50	W-L RECORDS	RPI 51-100	RPI 101-150	RPI 150+				
5- 15	0- 0	0- 0	OVERALL	0- 2	0- 3	5- 10				
2- 5	0- 0	0- 0	HOME	0- 1	0- 1	2- 3				
3- 7	0- 0	0- 0	AWAY	0- 0	0- 1	3- 6				
0- 3	0- 0	0- 0	NEUTRAL	0- 1	0- 1	0- 1				
2- 4	0- 0	0- 0	NON-CONFERENCE	0- 1	0- 1	2- 2				
1- 0	0- 0	0- 0	HOME	0- 0	0- 0	1- 0				
1- 1	0- 0	0- 0	AWAY	0- 0	0- 0	1- 1				
0- 3	0- 0	0- 0	NEUTRAL	0- 1	0- 1	0- 1				
3- 11	0- 0	0- 0	CONFERENCE	0- 1	0- 2	3- 8				
1- 5	0- 0	0- 0	HOME	0- 1	0- 1	1- 3				
2- 6	0- 0	0- 0	AWAY	0- 0	0- 1	2- 5				
0- 0	0- 0	0- 0	NEUTRAL	0- 0	0- 0	0- 0				

RPI S	Opponent	Score	RPI S	Opponent	Score	RPI S	Opponent	Score	RPI S	Opponent	Score	Team's RPI: 304
						65 N	Hofstra	40 82	123 N	Wake Forest	52 81	
						99 H	Liberty	63 65	126 A	UNC Asheville	69 77	
									126 H	UNC Asheville	52 63	
									199 A	Radford	45 61	
									199 H	Radford	36 49	
									210 A	Gardner-Webb	59 56	
									223 A	Presbyterian	42 66	
									240 A	Clemson	63 47	
									247 A	High Point	52 53	
									247 H	High Point	79 53	
									253 N	Sacred Heart	62 71	
									272 A	Saint Francis (PA)	74 106	
									281 A	Campbell	52 73	
									281 H	Campbell	70 83	
									307 H	Wofford	83 69	
									308 A	Charleston So.	73 62	
									311 A	Winthrop	43 52	
									318 H	Longwood	48 56	
LAST 12 Division I GAMES:												
311 A	Winthrop	43 52	99 H	Liberty	63 65							
247 H	High Point	79 53	308 A	Charleston So.	73 62							
126 A	UNC Asheville	69 77	247 A	High Point	52 53							
199 H	Radford	36 49	318 H	Longwood	48 56							
281 A	Campbell	52 73	210 A	Gardner-Webb	59 56							
223 A	Presbyterian	42 66	199 A	Radford	45 61							

Non-Div I Games: Allen 86 45 Warren Wilson 100 49 Mid-Atlantic Christ105 15

Coastal Caro.

Average RPI Win:	239	WON-LOST	WINNING	LAST 10	STRENGTH OF	OPP. STRENGTH	TEAM	ADJ.	CONF.	ADJ CONF.
Average RPI Loss:	103	RECORD	PCT. RANK	GAMES	SCHEDULE	OF SCHEDULE	RPI	RPI	RPI	RPI
DIV. I ONLY	9- 13	227	4- 6	113	175	183	183	13	13	
DIV. I NON-CONF.	5- 6	180	0- 1	109	251	170	170	12	12	
TOTALS	RPI 1-25	RPI 26-50	W-L RECORDS	RPI 51-100	RPI 101-150	RPI 150+				
9- 13	0- 1	0- 1	OVERALL	1- 6	0- 2	8- 3				
6- 5	0- 1	0- 0	HOME	1- 2	0- 0	5- 2				
3- 8	0- 0	0- 1	AWAY	0- 4	0- 2	3- 1				
0- 0	0- 0	0- 0	NEUTRAL	0- 0	0- 0	0- 0				
5- 6	0- 1	0- 0	NON-CONFERENCE	0- 3	0- 2	5- 0				
4- 2	0- 1	0- 0	HOME	0- 1	0- 0	4- 0				
1- 4	0- 0	0- 0	AWAY	0- 2	0- 2	1- 0				
0- 0	0- 0	0- 0	NEUTRAL	0- 0	0- 0	0- 0				
4- 7	0- 0	0- 1	CONFERENCE	1- 3	0- 0	3- 3				
2- 3	0- 0	0- 0	HOME	1- 1	0- 0	1- 2				
2- 4	0- 0	0- 1	AWAY	0- 2	0- 0	2- 1				
0- 0	0- 0	0- 0	NEUTRAL	0- 0	0- 0	0- 0				

RPI 1-25				RPI 26-50				RPI 51-100				RPI 101+ Team's RPI: 183			
RPI	S	Opponent	Score	RPI	S	Opponent	Score	RPI	S	Opponent	Score	RPI	S	Opponent	Score
18	H	Louisville	67 71	48	A	James Madison	61 83	54	H	Western Ky.	44 78	119	A	Mercer	58 66
								65	H	Hofstra	58 62	138	A	Boise St.	38 61
								72	A	Elon	41 52	184	A	Delaware	55 72
								85	A	Drexel	54 66	184	H	Delaware	47 63
								85	H	Drexel	49 46	186	H	Northeastern	49 52
								90	A	Charlotte	61 89	191	A	Weber St.	50 42
								96	A	Virginia Tech	47 81	200	A	William & Mary	55 51
												255	H	Appalachian St.	60 50
												256	H	Houston	55 48
												261	A	UNCW	64 53
												287	H	Towson	67 55
												308	H	Charleston So.	81 66
												311	H	Winthrop	77 63
LAST 12 Division I GAMES:															
184	A	Delaware	55 72	261	A	UNCW	64 53								
85	H	Drexel	49 46	184	H	Delaware	47 63								
186	H	Northeastern	49 52	65	H	Hofstra	58 62								
287	H	Towson	67 55	48	A	James Madison	61 83								
200	A	William & Mary	55 51	85	A	Drexel	54 66								
72	A	Elon	41 52	119	A	Mercer	58 66								

Non-Div I Games:

Col. of Charleston

■ Loss, 
■ Non-Conf, 
■ S Site, 
■ H Home 
■ A Away 
N Neutral

Average RPI Win: <b>304</b>	WON-LOST	WINNING	LAST 10	STRENGTH OF	OPP. STRENGTH	TEAM	ADJ.	CONF.	ADJ CONF.
Average RPI Loss: <b>168</b>	RECORD	PCT. RANK	GAMES	SCHEDULE	OF SCHEDULE	RPI	RPI	RPI	RPI
DIV. I ONLY	<b>4- 19</b>	<b>318</b>	<b>1- 9</b>	<b>162</b>	<b>257</b>	<b>289</b>	<b>289</b>	<b>27</b>	<b>27</b>
DIV. I NON-CONF.	<b>2- 8</b>	<b>290</b>	<b>0- 0</b>	<b>115</b>	<b>161</b>	<b>253</b>	<b>253</b>	<b>28</b>	<b>28</b>
TOTALS	RPI 1-25	RPI 26-50	W-L RECORDS	RPI 51-100	RPI 101-150	RPI 150+			
4- 19	0- 2	0- 1	OVERALL	0- 5	0- 0	4- 11			
1- 10	0- 1	0- 1	HOME	0- 3	0- 0	1- 5			
3- 9	0- 1	0- 0	AWAY	0- 2	0- 0	3- 6			
0- 0	0- 0	0- 0	NEUTRAL	0- 0	0- 0	0- 0			
2- 8	0- 2	0- 1	NON-CONFERENCE	0- 1	0- 0	2- 4			
1- 4	0- 1	0- 1	HOME	0- 1	0- 0	1- 1			
1- 4	0- 1	0- 0	AWAY	0- 0	0- 0	1- 3			
0- 0	0- 0	0- 0	NEUTRAL	0- 0	0- 0	0- 0			
2- 11	0- 0	0- 0	CONFERENCE	0- 4	0- 0	2- 7			
0- 6	0- 0	0- 0	HOME	0- 2	0- 0	0- 4			
2- 5	0- 0	0- 0	AWAY	0- 2	0- 0	2- 3			
0- 0	0- 0	0- 0	NEUTRAL	0- 0	0- 0	0- 0			

RPI 1-25				RPI 26-50				RPI 51-100				RPI 101+ Team's RPI: 289			
RPI	S	Opponent	Score	RPI	S	Opponent	Score	RPI	S	Opponent	Score	RPI	S	Opponent	Score
2	H	UConn	50 <b>94</b>	39	H	St. Bonaventure	38 <b>62</b>	73	A	Army West Point	55 <b>67</b>	154	A	Cornell	60 <b>73</b>
17	A	DePaul	46 <b>96</b>					73	H	Army West Point	55 <b>78</b>	216	H	Siena	52 50
								94	A	Bucknell	60 <b>79</b>	231	A	Binghamton	56 <b>63</b>
								94	H	Bucknell	51 <b>71</b>	242	A	Holy Cross	61 <b>70</b>
								95	H	Gonzaga	50 <b>80</b>	242	H	Holy Cross	71 <b>80</b>
												244	A	Navy	41 <b>51</b>
												244	H	Navy	58 <b>62</b>
												249	A	American	56 <b>64</b>
												249	H	American	37 <b>49</b>
												259	H	Loyola Maryland	49 <b>65</b>
												275	H	Monmouth	80 <b>86</b>
												317	A	Kent St.	71 <b>76</b>
												320	A	LIU Brooklyn	63 53
												331	A	Lafayette	72 59
												347	A	Boston U.	72 63
LAST 12 Division I GAMES:															
		94	A	Bucknell	60	<b>79</b>			347	A	Boston U.	72	63		
		73	H	Army West Point	55	<b>78</b>			94	H	Bucknell	51	<b>71</b>		
		244	H	Navy	58	<b>62</b>			73	A	Army West Point	55	<b>67</b>		
		242	A	Holy Cross	61	<b>70</b>			244	A	Navy	41	<b>51</b>		
		249	A	American	56	<b>64</b>			242	H	Holy Cross	71	<b>80</b>		
		259	H	Loyola Maryland	49	<b>65</b>			249	H	American	37	<b>49</b>		

Non-Div I Games:

Colgate

■ Loss, 
■ Non-Conf, 
■ S Site, 
■ H Home 
■ A Away 
N Neutral

Average RPI Win:	197	WON-LOST	WINNING	LAST 10	STRENGTH OF	OPP. STRENGTH	TEAM	ADJ.	CONF.	ADJ CONF.
Average RPI Loss:	57	RECORD	PCT. RANK	GAMES	SCHEDULE	OF SCHEDULE	RPI	RPI	RPI	RPI
DIV. I ONLY	6- 18	289	1- 9	13	24	175	175	1	1	
DIV. I NON-CONF.	5- 6	180	0- 0	54	141	160	160	1	1	
TOTALS	RPI 1-25	RPI 26-50	W-L RECORDS	RPI 51-100	RPI 101-150	RPI 150+				
6- 18	0- 7	1- 3	OVERALL	0- 5	0- 2	5- 1				
6- 8	0- 3	1- 2	HOME	0- 3	0- 0	5- 0				
0- 10	0- 4	0- 1	AWAY	0- 2	0- 2	0- 1				
0- 0	0- 0	0- 0	NEUTRAL	0- 0	0- 0	0- 0				
5- 6	0- 2	0- 2	NON-CONFERENCE	0- 0	0- 1	5- 1				
5- 2	0- 1	0- 1	HOME	0- 0	0- 0	5- 0				
0- 4	0- 1	0- 1	AWAY	0- 0	0- 1	0- 1				
0- 0	0- 0	0- 0	NEUTRAL	0- 0	0- 0	0- 0				
1- 12	0- 5	1- 1	CONFERENCE	0- 5	0- 1	0- 0				
1- 6	0- 2	1- 1	HOME	0- 3	0- 0	0- 0				
0- 6	0- 3	0- 0	AWAY	0- 2	0- 1	0- 0				
0- 0	0- 0	0- 0	NEUTRAL	0- 0	0- 0	0- 0				

RPI 1-25				RPI 26-50				RPI 51-100				RPI 101+ Team's RPI: 175			
RPI	S	Opponent	Score	RPI	S	Opponent	Score	RPI	S	Opponent	Score	RPI	S	Opponent	Score
6	A	Stanford	56 71	28	H	Washington	74 76	58	H	Oregon	46 59	109	A	Arizona	52 63
8	A	Oregon St.	50 73	31	H	Missouri	75 79	69	H	Washington St.	66 74	149	A	Long Beach St.	42 59
8	H	Oregon St.	47 61	38	H	Southern California	66 63	70	A	Utah	55 71	170	H	Northern Colo.	63 41
9	A	Arizona St.	37 64	46	A	Colorado St.	63 64	70	H	Utah	68 76	223	H	Presbyterian	72 60
10	H	UCLA	64 82					76	A	California	35 64	234	A	Wyoming	68 77
19	H	Florida	61 83									238	H	Massachusetts	90 63
22	A	Kentucky	61 86									239	H	Loyola Marymount	92 81
												271	H	Northern Ariz.	90 66
LAST 12 Division I GAMES:															
8	A	Oregon St.	50 73	58	H	Oregon	46 59								
70	H	Utah	68 76	109	A	Arizona	52 63								
70	A	Utah	55 71	9	A	Arizona St.	37 64								
38	H	Southern California	66 63	6	A	Stanford	56 71								
10	H	UCLA	64 82	76	A	California	35 64								
8	H	Oregon St.	47 61	69	H	Washington St.	66 74								

Non-Div I Games:

Colorado

■ Loss, 
 ■ Non-Conf, S Site, 
 ■ Home 
 ■ Away 
 N Neutral



Average RPI Win:	215	WON-LOST	WINNING	LAST 10	STRENGTH OF	OPP. STRENGTH	TEAM	ADJ.	CONF.	ADJ CONF.
Average RPI Loss:	36	RECORD	PCT. RANK	GAMES	SCHEDULE	OF SCHEDULE	RPI	RPI	RPI	RPI
DIV. I ONLY	20- 1	6	10- 0	234	198	46	46	19	19	
DIV. I NON-CONF.	8- 1	23	0- 0	202	173	42	42	20	20	
TOTALS	RPI 1-25	RPI 26-50	W-L RECORDS	RPI 51-100	RPI 101-150	RPI 150+				
20- 1	1- 0	0- 1	OVERALL	0- 0	2- 0	17- 0				
10- 0	1- 0	0- 0	HOME	0- 0	1- 0	8- 0				
9- 1	0- 0	0- 1	AWAY	0- 0	1- 0	8- 0				
1- 0	0- 0	0- 0	NEUTRAL	0- 0	0- 0	1- 0				
8- 1	1- 0	0- 1	NON-CONFERENCE	0- 0	0- 0	7- 0				
4- 0	1- 0	0- 0	HOME	0- 0	0- 0	3- 0				
3- 1	0- 0	0- 1	AWAY	0- 0	0- 0	3- 0				
1- 0	0- 0	0- 0	NEUTRAL	0- 0	0- 0	1- 0				
12- 0	0- 0	0- 0	CONFERENCE	0- 0	2- 0	10- 0				
6- 0	0- 0	0- 0	HOME	0- 0	1- 0	5- 0				
6- 0	0- 0	0- 0	AWAY	0- 0	1- 0	5- 0				
0- 0	0- 0	0- 0	NEUTRAL	0- 0	0- 0	0- 0				

RPI 1-25				RPI 26-50				Team's RPI: 46	RPI 51-100				RPI 101+			
RPI	S	Opponent	Score	RPI	S	Opponent	Score		RPI	S	Opponent	Score	RPI	S	Opponent	Score
12	H	BYU	61 55	36	A	Penn	48 49						138	A	Boise St.	83 51
													138	H	Boise St.	68 64
													170	A	Northern Colo.	62 46
													175	H	Colorado	64 63
													181	A	UNLV	64 56
													181	H	UNLV	83 52
													194	A	San Jose St.	80 78
													194	H	San Jose St.	76 54
													208	H	Montana	75 43
													215	A	Utah St.	69 49
													217	N	Morgan St.	54 36
													234	H	Wyoming	63 42
													244	A	Navy	82 73
													246	A	San Diego St.	60 57
													246	H	San Diego St.	70 54
													310	A	Denver	74 46
													319	H	Incarinate Word	60 37
													329	A	Nevada	64 37
													342	H	Air Force	71 47
LAST 12 Division I GAMES:																
181	H	UNLV	83 52	342	H	Air Force	71 47									
138	A	Boise St.	83 51	215	A	Utah St.	69 49									
329	A	Nevada	64 37	246	A	San Diego St.	60 57									
246	H	San Diego St.	70 54	194	H	San Jose St.	76 54									
234	H	Wyoming	63 42	181	A	UNLV	64 56									
194	A	San Jose St.	80 78	138	H	Boise St.	68 64									

Non-Div I Games: Okla. Panhandle 90 45 Western St. 84 42

Colorado St.

■ Loss, 
 ■ Non-Conf, S Site, 
 ■ Home 
 ■ Away 
 N Neutral

Average RPI Win:	272	WON-LOST	WINNING	LAST 10	STRENGTH OF	OPP. STRENGTH	TEAM	ADJ.	CONF.	ADJ CONF.
Average RPI Loss:	125	RECORD	PCT. RANK	GAMES	SCHEDULE	OF SCHEDULE	RPI	RPI	RPI	RPI
DIV. I ONLY	11- 11	168	3- 7	235	233	219	219	10	10	
DIV. I NON-CONF.	10- 4	86	3- 0	308	317	167	167	11	11	
TOTALS	RPI 1-25	RPI 26-50	W-L RECORDS	RPI 51-100	RPI 101-150	RPI 150+				
11- 11	0- 1	0- 2	OVERALL	0- 0	0- 3	11- 5				
7- 5	0- 0	0- 0	HOME	0- 0	0- 2	7- 3				
4- 5	0- 1	0- 2	AWAY	0- 0	0- 0	4- 2				
0- 1	0- 0	0- 0	NEUTRAL	0- 0	0- 1	0- 0				
10- 4	0- 1	0- 0	NON-CONFERENCE	0- 0	0- 2	10- 1				
6- 1	0- 0	0- 0	HOME	0- 0	0- 1	6- 0				
4- 2	0- 1	0- 0	AWAY	0- 0	0- 0	4- 1				
0- 1	0- 0	0- 0	NEUTRAL	0- 0	0- 1	0- 0				
1- 7	0- 0	0- 2	CONFERENCE	0- 0	0- 1	1- 4				
1- 4	0- 0	0- 0	HOME	0- 0	0- 1	1- 3				
0- 3	0- 0	0- 2	AWAY	0- 0	0- 0	0- 1				
0- 0	0- 0	0- 0	NEUTRAL	0- 0	0- 0	0- 0				

RPI 1-25			RPI 26-50			RPI 51-100			RPI 101+ Team's RPI: 219		
RPI	S	Opponent	Score	RPI	S	Opponent	Score	RPI	S	Opponent	Score
9	A	Arizona St.	49 70	36	A	Penn	51 71	113	N	Toledo	75 88
				41	A	Princeton	54 86	117	H	Harvard	66 69
								128	H	Stony Brook	71 79
								154	A	Cornell	73 84
								154	H	Cornell	59 66
								157	H	Yale	77 71
								168	A	UMBC	70 68
								192	H	Brown	63 73
								193	A	Rhode Island	56 57
								231	H	Binghamton	71 64
								236	H	Dartmouth	73 76
								259	H	Loyola Maryland	63 53
								272	H	Saint Francis (PA)	82 78
								286	H	Vermont	73 56
								303	A	Fairleigh Dickinson	87 83
								312	A	UMass Lowell	67 57
								320	A	LIU Brooklyn	84 74
								341	H	NJIT	72 52
								343	H	Wagner	67 48
LAST 12 Division I GAMES:											
41	A	Princeton	54 86	154	A	Cornell	73 84				
36	A	Penn	51 71	154	H	Cornell	59 66				
192	H	Brown	63 73	341	H	NJIT	72 52				
157	H	Yale	77 71	303	A	Fairleigh Dickinson	87 83				
117	H	Harvard	66 69	343	H	Wagner	67 48				
236	H	Dartmouth	73 76	320	A	LIU Brooklyn	84 74				

Non-Div I Games: Central Penn 102 18

Columbia

■ Loss, 
 ■ Non-Conf, S Site, 
 ■ Home 
 ■ Away 
 N Neutral

Average RPI Win: <b>312</b>	WON-LOST	WINNING	LAST 10	STRENGTH OF	OPP. STRENGTH	TEAM	ADJ.	CONF.	ADJ CONF.
Average RPI Loss: <b>164</b>	RECORD	PCT. RANK	GAMES	SCHEDULE	OF SCHEDULE	RPI	RPI	RPI	RPI
DIV. I ONLY	7- 14	257	3- 6	273	287	273	273	30	30
DIV. I NON-CONF.	3- 8	258	1- 0	96	120	192	192	30	30
TOTALS	RPI 1-25	RPI 26-50	W-L RECORDS	RPI 51-100	RPI 101-150	RPI 150+			
7- 14	0- 1	0- 2	OVERALL	0- 3	0- 1	7- 7			
4- 2	0- 0	0- 0	HOME	0- 0	0- 0	4- 2			
2- 11	0- 1	0- 2	AWAY	0- 2	0- 1	2- 5			
1- 1	0- 0	0- 0	NEUTRAL	0- 1	0- 0	1- 0			
3- 8	0- 1	0- 2	NON-CONFERENCE	0- 3	0- 1	3- 1			
1- 1	0- 0	0- 0	HOME	0- 0	0- 0	1- 1			
1- 6	0- 1	0- 2	AWAY	0- 2	0- 1	1- 0			
1- 1	0- 0	0- 0	NEUTRAL	0- 1	0- 0	1- 0			
4- 6	0- 0	0- 0	CONFERENCE	0- 0	0- 0	4- 6			
3- 1	0- 0	0- 0	HOME	0- 0	0- 0	3- 1			
1- 5	0- 0	0- 0	AWAY	0- 0	0- 0	1- 5			
0- 0	0- 0	0- 0	NEUTRAL	0- 0	0- 0	0- 0			

RPI 1-25				RPI 26-50				RPI 51-100				RPI 101+ Team's RPI: 273			
RPI	S	Opponent	Score	RPI	S	Opponent	Score	RPI	S	Opponent	Score	RPI	S	Opponent	Score
24	A	Syracuse	56 88	32	A	Miami (FL)	59 78	55	N	Auburn	54 69	101	A	Virginia	40 75
				34	A	West Virginia	64 96	96	A	Virginia Tech	39 72	168	H	UMBC	61 68
								97	A	VCU	42 73	217	A	Morgan St.	51 72
												252	A	Bethune-Cookman	56 69
												266	H	N.C. A&T	65 59
												287	A	Towson	81 69
												299	A	Florida A&M	73 79
												300	A	Savannah St.	55 57
												302	H	UMES	61 54
												309	A	South Carolina St.	63 67
												316	A	Howard	83 67
												316	H	Howard	69 71
												331	N	Lafayette	64 57
												339	H	Mt. St. Mary's	66 55
												346	H	Norfolk St.	69 44
LAST 12 Division I GAMES:															
316	H	Howard	69 71	299	A	Florida A&M	73 79								
300	A	Savannah St.	55 57	252	A	Bethune-Cookman	56 69								
309	A	South Carolina St.	63 67	316	A	Howard	83 67								
217	A	Morgan St.	51 72	346	H	Norfolk St.	69 44								
302	H	UMES	61 54	331	N	Lafayette	64 57								
266	H	N.C. A&T	65 59	101	A	Virginia	40 75								

Non-Div I Games: Bowie St.

63 **64**

Coppin St.

Average RPI Win: <b>247</b>	WON-LOST	WINNING	LAST 10	STRENGTH OF	OPP. STRENGTH	TEAM	ADJ.	CONF.	ADJ CONF.
Average RPI Loss: <b>125</b>	RECORD	PCT. RANK	GAMES	SCHEDULE	OF SCHEDULE	RPI	RPI	RPI	RPI
DIV. I ONLY	13- 9	119	6- 4	196	213	154	154	10	10
DIV. I NON-CONF.	8- 6	136	3- 1	289	290	204	204	11	11
TOTALS	RPI 1-25	RPI 26-50	W-L RECORDS	RPI 51-100	RPI 101-150	RPI 150+			
13- 9	0- 1	0- 2	OVERALL	0- 0	0- 4	13- 2			
10- 2	0- 0	0- 0	HOME	0- 0	0- 2	10- 0			
3- 7	0- 1	0- 2	AWAY	0- 0	0- 2	3- 2			
0- 0	0- 0	0- 0	NEUTRAL	0- 0	0- 0	0- 0			
8- 6	0- 1	0- 0	NON-CONFERENCE	0- 0	0- 3	8- 2			
6- 1	0- 0	0- 0	HOME	0- 0	0- 1	6- 0			
2- 5	0- 1	0- 0	AWAY	0- 0	0- 2	2- 2			
0- 0	0- 0	0- 0	NEUTRAL	0- 0	0- 0	0- 0			
5- 3	0- 0	0- 2	CONFERENCE	0- 0	0- 1	5- 0			
4- 1	0- 0	0- 0	HOME	0- 0	0- 1	4- 0			
1- 2	0- 0	0- 2	AWAY	0- 0	0- 0	1- 0			
0- 0	0- 0	0- 0	NEUTRAL	0- 0	0- 0	0- 0			

RPI 1-25				RPI 26-50				RPI 51-100				RPI 101+ Team's RPI: 154			
RPI	S	Opponent	Score	RPI	S	Opponent	Score	RPI	S	Opponent	Score	RPI	S	Opponent	Score
6	A	Stanford	38 <b>93</b>	36	A	Penn	50 <b>65</b>					117	H	Harvard	56 <b>65</b>
				41	A	Princeton	51 <b>71</b>					128	H	Stony Brook	49 <b>58</b>
												136	A	Buffalo	41 <b>59</b>
												139	A	Marshall	47 <b>73</b>
												157	H	Yale	74 63
												192	H	Brown	85 70
												207	A	Hartford	50 <b>53</b>
												219	A	Columbia	66 59
												219	H	Columbia	84 73
												220	H	Fairfield	59 35
												225	A	Bryant	70 62
												231	H	Binghamton	64 57
												236	H	Dartmouth	71 58
												272	H	Saint Francis (PA)	75 69
												287	H	Towson	88 60
												289	H	Colgate	73 60
												316	A	Howard	74 <b>76</b>
												321	H	Delaware St.	71 62
												338	A	Cal St. Fullerton	59 47
LAST 12 Division I GAMES:															
				36	A	Penn	50 <b>65</b>			219	H	Columbia	84 73		
				41	A	Princeton	51 <b>71</b>			219	A	Columbia	66 59		
				157	H	Yale	74 63			321	H	Delaware St.	71 62		
				192	H	Brown	85 70			316	A	Howard	74 <b>76</b>		
				236	H	Dartmouth	71 58			231	H	Binghamton	64 57		
				117	H	Harvard	56 <b>65</b>			338	A	Cal St. Fullerton	59 47		

Non-Div I Games:

Cornell

■ Loss, 
 ■ Non-Conf, S Site, 
 ■ Home 
 ■ Away 
 N Neutral

Creighton

Through Games Of Feb. 13, 2016

Average RPI Win:	175	WON-LOST	WINNING	LAST 10	STRENGTH OF	OPP. STRENGTH	TEAM	ADJ.	CONF.	ADJ CONF.
Average RPI Loss:	83	RECORD	PCT. RANK	GAMES	SCHEDULE	OF SCHEDULE	RPI	RPI	RPI	RPI
DIV. I ONLY	12- 13	184	6- 4	79	82	121	121	6	6	
DIV. I NON-CONF.	6- 6	160	0- 0	120	120	136	136	6	6	
TOTALS	RPI 1-25	RPI 26-50	W-L RECORDS	RPI 51-100	RPI 101-150	RPI 150+				
12- 13	0- 1	0- 2	OVERALL	2- 8	2- 1	8- 1				
7- 4	0- 0	0- 2	HOME	1- 2	2- 0	4- 0				
3- 8	0- 1	0- 0	AWAY	1- 5	0- 1	2- 1				
2- 1	0- 0	0- 0	NEUTRAL	0- 1	0- 0	2- 0				
6- 6	0- 0	0- 0	NON-CONFERENCE	0- 5	1- 0	5- 1				
3- 1	0- 0	0- 0	HOME	0- 1	1- 0	2- 0				
1- 4	0- 0	0- 0	AWAY	0- 3	0- 0	1- 1				
2- 1	0- 0	0- 0	NEUTRAL	0- 1	0- 0	2- 0				
6- 7	0- 1	0- 2	CONFERENCE	2- 3	1- 1	3- 0				
4- 3	0- 0	0- 2	HOME	1- 1	1- 0	2- 0				
2- 4	0- 1	0- 0	AWAY	1- 2	0- 1	1- 0				
0- 0	0- 0	0- 0	NEUTRAL	0- 0	0- 0	0- 0				

RPI S	Opponent	Score	RPI S	Opponent	Score	RPI S	Opponent	Score	RPI S	Opponent	Score	Team's RPI: 121
17	A DePaul	63 81	35	H Seton Hall	82 86	53	A Villanova	65 62	125	H UNI	69 61	
			44	H St. John's (NY)	55 66	53	H Villanova	53 48	134	A Xavier	55 57	
						63	H South Dakota St.	51 53	134	H Xavier	74 47	
						70	A Utah	58 74	172	N East Carolina	91 66	
						74	A Nebraska	63 65	173	N Eastern Wash.	66 60	
						86	A Marquette	72 79	179	H Marist	89 46	
						87	N Northwestern	52 75	190	A Kansas	54 67	
						91	A Georgetown	57 69	197	A Butler	52 42	
						91	H Georgetown	44 57	197	H Butler	77 49	
						100	A Drake	72 81	257	H Providence	72 48	
									262	A Omaha	69 46	
									301	H Wichita St.	79 54	
LAST 12 Division I GAMES:												
134	A Xavier	55 57	257	H Providence	72 48							
197	A Butler	52 42	197	H Butler	77 49							
91	H Georgetown	44 57	134	H Xavier	74 47							
53	H Villanova	53 48	53	A Villanova	65 62							
86	A Marquette	72 79	91	A Georgetown	57 69							
17	A DePaul	63 81	35	H Seton Hall	82 86							

Non-Div I Games:

Creighton

Loss, Non-Conf, S Site, H Home A Away N Neutral

Average RPI Win:	235	WON-LOST	WINNING	LAST 10	STRENGTH OF	OPP. STRENGTH	TEAM	ADJ.	CONF.	ADJ CONF.
Average RPI Loss:	154	RECORD	PCT. RANK	GAMES	SCHEDULE	OF SCHEDULE	RPI	RPI	RPI	RPI
DIV. I ONLY	9- 15	244	5- 5	232	203	236	236	10	10	
DIV. I NON-CONF.	5- 11	244	3- 1	310	293	308	308	11	11	
TOTALS	RPI 1-25	RPI 26-50	W-L RECORDS	RPI 51-100	RPI 101-150	RPI 150+				
9- 15	0- 1	0- 2	OVERALL	0- 2	1- 1	8- 9				
2- 8	0- 0	0- 2	HOME	0- 1	0- 1	2- 4				
7- 5	0- 1	0- 0	AWAY	0- 1	1- 0	6- 3				
0- 2	0- 0	0- 0	NEUTRAL	0- 0	0- 0	0- 2				
5- 11	0- 1	0- 0	NON-CONFERENCE	0- 2	0- 0	5- 8				
2- 5	0- 0	0- 0	HOME	0- 1	0- 0	2- 4				
3- 4	0- 1	0- 0	AWAY	0- 1	0- 0	3- 2				
0- 2	0- 0	0- 0	NEUTRAL	0- 0	0- 0	0- 2				
4- 4	0- 0	0- 2	CONFERENCE	0- 0	1- 1	3- 1				
0- 3	0- 0	0- 2	HOME	0- 0	0- 1	0- 0				
4- 1	0- 0	0- 0	AWAY	0- 0	1- 0	3- 1				
0- 0	0- 0	0- 0	NEUTRAL	0- 0	0- 0	0- 0				

RPI S	Opponent	Score	RPI S	Opponent	Score	RPI S	Opponent	Score	RPI S	Opponent	Score	Team's RPI: 236
18	A Louisville	52 94	36	H Penn	41 56	85	A Drexel	53 69	117	A Harvard	70 64	
			41	H Princeton	48 85	88	H Maine	41 59	117	H Harvard	43 56	
									151	N Jacksonville	44 51	
									154	A Cornell	58 71	
									157	A Yale	68 63	
									169	N McNeese St.	56 78	
									192	A Brown	63 50	
									193	H Rhode Island	41 57	
									196	A Oakland	60 78	
									207	A Hartford	43 36	
									219	A Columbia	76 73	
									242	A Holy Cross	60 54	
									249	H American	41 45	
									258	H New Hampshire	57 61	
									276	A Central Conn. St.	55 59	
									286	H Vermont	54 56	
									292	H Niagara	60 47	
									341	A NJIT	46 39	
									347	H Boston U.	72 52	
LAST 12 Division I GAMES:												
192	A Brown	63 50	117	A Harvard	70 64							
157	A Yale	68 63	117	H Harvard	43 56							
36	H Penn	41 56	341	A NJIT	46 39							
41	H Princeton	48 85	276	A Central Conn. St.	55 59							
154	A Cornell	58 71	242	A Holy Cross	60 54							
219	A Columbia	76 73	292	H Niagara	60 47							

Non-Div I Games:

Dartmouth

■ Loss, 
■ Non-Conf, 
■ S Site, 
■ H Home 
■ A Away 
N Neutral

## Davidson

Through Games Of Feb. 13, 2016

Average RPI Win: <b>228</b>	WON-LOST	WINNING	LAST 10	STRENGTH OF	OPP. STRENGTH	TEAM	ADJ.	CONF.	ADJ CONF.
Average RPI Loss: <b>88</b>	RECORD	PCT. RANK	GAMES	SCHEDULE	OF SCHEDULE	RPI	RPI	RPI	RPI
DIV. I ONLY	11- 14	204	4- 6	93	117	155	155	7	7
DIV. I NON-CONF.	6- 7	176	0- 0	213	164	183	183	8	8
TOTALS	RPI 1-25	RPI 26-50	W-L RECORDS	RPI 51-100	RPI 101-150	RPI 150+			
11- 14	0- 2	0- 5	OVERALL	1- 2	0- 2	10- 3			
4- 7	0- 2	0- 2	HOME	0- 2	0- 1	4- 0			
6- 7	0- 0	0- 3	AWAY	1- 0	0- 1	5- 3			
1- 0	0- 0	0- 0	NEUTRAL	0- 0	0- 0	1- 0			
6- 7	0- 1	0- 2	NON-CONFERENCE	0- 1	0- 2	6- 1			
2- 3	0- 1	0- 0	HOME	0- 1	0- 1	2- 0			
3- 4	0- 0	0- 2	AWAY	0- 0	0- 1	3- 1			
1- 0	0- 0	0- 0	NEUTRAL	0- 0	0- 0	1- 0			
5- 7	0- 1	0- 3	CONFERENCE	1- 1	0- 0	4- 2			
2- 4	0- 1	0- 2	HOME	0- 1	0- 0	2- 0			
3- 3	0- 0	0- 1	AWAY	1- 0	0- 0	2- 2			
0- 0	0- 0	0- 0	NEUTRAL	0- 0	0- 0	0- 0			

RPI 1-25				RPI 26-50				RPI 51-100				RPI 101+ Team's RPI: 155			
RPI	S	Opponent	Score	RPI	S	Opponent	Score	RPI	S	Opponent	Score	RPI	S	Opponent	Score
21	H	Duquesne	62 <b>77</b>	33	H	George Washington	60 <b>79</b>	75	H	Saint Louis	50 <b>79</b>	123	A	Wake Forest	58 <b>77</b>
25	H	Michigan St.	44 <b>73</b>	37	A	North Carolina St.	42 <b>58</b>	90	H	Charlotte	88 <b>99</b>	140	H	ETSU	58 <b>65</b>
				39	H	St. Bonaventure	47 <b>59</b>	97	A	VCU	56 50	164	H	George Mason	68 63
				48	A	James Madison	45 <b>87</b>					165	A	Fordham	40 <b>51</b>
				50	A	Dayton	66 <b>77</b>					165	H	Fordham	69 51
LAST 12 Division I GAMES:															
				226	A	Richmond	67 59	165	H	Fordham	69 51				
				21	H	Duquesne	62 <b>77</b>	97	A	VCU	56 50				
				164	H	George Mason	68 63	39	H	St. Bonaventure	47 <b>59</b>				
				50	A	Dayton	66 <b>77</b>	75	H	Saint Louis	50 <b>79</b>				
				33	H	George Washington	60 <b>79</b>	279	A	La Salle	66 58				
				193	A	Rhode Island	62 <b>78</b>	165	A	Fordham	40 <b>51</b>				
												279	A	La Salle	66 58
												298	H	Western Caro.	64 51
												309	H	South Carolina St.	63 51

Non-Div I Games:

Davidson

■ Loss, 
 ■ Non-Conf, 
 ■ S Site, 
 ■ H Home 
 ■ A Away 
 N Neutral

Through Games of Feb. 19, 1910

Average RPI Win: 133	WON-LOST	WINNING	LAST 10	STRENGTH OF	OPP. STRENGTH	TEAM	ADJ.	CONF.	ADJ CONF.
Average RPI Loss: 49	RECORD	PCT. RANK	GAMES	SCHEDULE	OF SCHEDULE	RPI	RPI	RPI	RPI
DIV. I ONLY	13- 9	119	6- 4	12	56	50	50	7	7
DIV. I NON-CONF.	7- 4	110	0- 1	9	7	17	17	8	8
TOTALS	RPI 1-25	RPI 26-50	W-L RECORDS	RPI 51-100	RPI 101-150	RPI 150+			
13- 9	1- 3	1- 2	OVERALL	3- 4	2- 0	6- 0			
6- 4	0- 0	1- 2	HOME	1- 2	1- 0	3- 0			
5- 4	0- 2	0- 0	AWAY	1- 2	1- 0	3- 0			
2- 1	1- 1	0- 0	NEUTRAL	1- 0	0- 0	0- 0			
7- 4	1- 2	1- 0	NON-CONFERENCE	2- 2	2- 0	1- 0			
4- 1	0- 0	1- 0	HOME	1- 1	1- 0	1- 0			
1- 2	0- 1	0- 0	AWAY	0- 1	1- 0	0- 0			
2- 1	1- 1	0- 0	NEUTRAL	1- 0	0- 0	0- 0			
6- 5	0- 1	0- 2	CONFERENCE	1- 2	0- 0	5- 0			
2- 3	0- 0	0- 2	HOME	0- 1	0- 0	2- 0			
4- 2	0- 1	0- 0	AWAY	1- 1	0- 0	3- 0			
0- 0	0- 0	0- 0	NEUTRAL	0- 0	0- 0	0- 0			

RPI 1-25				RPI 26-50				Team's RPI: 50				RPI 51-100				RPI 101+			
RPI	S	Opponent	Score	RPI	S	Opponent	Score	RPI	S	Opponent	Score	RPI	S	Opponent	Score	RPI	S	Opponent	Score
6	N	Stanford	66 74	33	H	George Washington	61 62	51	A	Purdue	58 61	113	A	Toledo	83 57				
18	N	Louisville	79 66	39	H	St. Bonaventure	54 59	64	H	Vanderbilt	81 56	148	H	Wisconsin	87 64				
20	A	Green Bay	52 68	41	H	Princeton	85 81	75	A	Saint Louis	56 70	155	H	Davidson	77 66				
21	A	Duquesne	58 89					88	N	Maine	58 37	157	H	Yale	81 75				
								89	A	Saint Joseph's	71 61	164	H	George Mason	81 58				
								95	H	Gonzaga	47 57	193	A	Rhode Island	67 53				
								97	H	VCU	72 74	226	A	Richmond	60 48				
												279	A	La Salle	67 51				
LAST 12 Division I GAMES:																			
				164	H	George Mason	81 58	75	A	Saint Louis	56 70								
				193	A	Rhode Island	67 53	97	H	VCU	72 74								
				155	H	Davidson	77 66	33	H	George Washington	61 62								
				279	A	La Salle	67 51	226	A	Richmond	60 48								
				89	A	Saint Joseph's	71 61	21	A	Duquesne	58 89								
				39	H	St. Bonaventure	54 59	20	A	Green Bay	52 68								

Non-Div I Games:

Dayton

■ Loss, 
■ Non-Conf, 
■ S Site, 
■ H Home 
■ A Away 
N Neutral



Average RPI Win:	128	WON-LOST	WINNING	LAST 10	STRENGTH OF	OPP. STRENGTH	TEAM	ADJ.	CONF.	ADJ CONF.
Average RPI Loss:	44	RECORD	PCT. RANK	GAMES	SCHEDULE	OF SCHEDULE	RPI	RPI	RPI	RPI
DIV. I ONLY	20- 7	52	4- 2	10	58	17	17	6	6	
DIV. I NON-CONF.	8- 5	119	0- 1	11	28	46	46	6	6	
TOTALS	RPI 1-25	RPI 26-50	W-L RECORDS	RPI 51-100	RPI 101-150	RPI 150+				
20- 7	1- 3	5- 1	OVERALL	5- 2	4- 1	5- 0				
12- 4	0- 1	3- 1	HOME	2- 1	3- 1	4- 0				
8- 3	1- 2	2- 0	AWAY	3- 1	1- 0	1- 0				
0- 0	0- 0	0- 0	NEUTRAL	0- 0	0- 0	0- 0				
8- 5	1- 3	2- 0	NON-CONFERENCE	1- 1	1- 1	3- 0				
6- 2	0- 1	2- 0	HOME	0- 0	1- 1	3- 0				
2- 3	1- 2	0- 0	AWAY	1- 1	0- 0	0- 0				
0- 0	0- 0	0- 0	NEUTRAL	0- 0	0- 0	0- 0				
12- 2	0- 0	3- 1	CONFERENCE	4- 1	3- 0	2- 0				
6- 2	0- 0	1- 1	HOME	2- 1	2- 0	1- 0				
6- 0	0- 0	2- 0	AWAY	2- 0	1- 0	1- 0				
0- 0	0- 0	0- 0	NEUTRAL	0- 0	0- 0	0- 0				

RPI 1-25				RPI 26-50				RPI 51-100				RPI 101+			
RPI	S	Opponent	Score	RPI	S	Opponent	Score	RPI	S	Opponent	Score	RPI	S	Opponent	Score
1	A	Notre Dame	90 95	35	A	Seton Hall	86 74	53	A	Villanova	75 47	121	H	Creighton	81 63
2	H	UConn	70 86	35	H	Seton Hall	74 83	53	H	Villanova	60 64	134	A	Xavier	70 53
5	A	Baylor	72 86	39	H	St. Bonaventure	77 54	63	A	South Dakota St.	79 88	134	H	Xavier	82 52
15	A	Texas A&M	80 66	43	H	Indiana	84 69	86	H	Marquette	91 86	143	H	Southern Ill.	105 61
				44	A	St. John's (NY)	71 61	87	A	Northwestern	77 64	150	H	Loyola Chicago	75 88
				44	H	St. John's (NY)	77 71	91	A	Georgetown	80 66	197	A	Butler	61 54
								91	H	Georgetown	75 53	257	H	Providence	96 50
												289	H	Colgate	96 46
												314	H	Illinois St.	89 41
												336	H	Chicago St.	88 42
LAST 12 Division I GAMES:															
5	A	Baylor	72 86	257	H	Providence	96 50								
134	H	Xavier	82 52	121	H	Creighton	81 63								
91	A	Georgetown	80 66	134	A	Xavier	70 53								
53	A	Villanova	75 47	197	A	Butler	61 54								
44	H	St. John's (NY)	77 71	53	H	Villanova	60 64								
35	H	Seton Hall	74 83	91	H	Georgetown	75 53								

Non-Div I Games:

DePaul

Delaware

Through Games Of Feb. 13, 2016

Average RPI Win:	239	WON-LOST	WINNING	LAST 10	STRENGTH OF	OPP. STRENGTH	TEAM	ADJ.	CONF.	ADJ CONF.
Average RPI Loss:	111	RECORD	PCT. RANK	GAMES	SCHEDULE	OF SCHEDULE	RPI	RPI	RPI	RPI
DIV. I ONLY	12- 11	157	6- 4	263	127	184	184	13	13	
DIV. I NON-CONF.	5- 6	180	0- 0	295	178	222	222	12	12	
TOTALS	RPI 1-25	RPI 26-50	W-L RECORDS	RPI 51-100	RPI 101-150	RPI 150+				
12- 11	0- 0	0- 1	OVERALL	0- 6	0- 1	12- 3				
7- 3	0- 0	0- 0	HOME	0- 2	0- 0	7- 1				
4- 7	0- 0	0- 1	AWAY	0- 4	0- 0	4- 2				
1- 1	0- 0	0- 0	NEUTRAL	0- 0	0- 1	1- 0				
5- 6	0- 0	0- 0	NON-CONFERENCE	0- 2	0- 1	5- 3				
2- 1	0- 0	0- 0	HOME	0- 0	0- 0	2- 1				
2- 4	0- 0	0- 0	AWAY	0- 2	0- 0	2- 2				
1- 1	0- 0	0- 0	NEUTRAL	0- 0	0- 1	1- 0				
7- 5	0- 0	0- 1	CONFERENCE	0- 4	0- 0	7- 0				
5- 2	0- 0	0- 0	HOME	0- 2	0- 0	5- 0				
2- 3	0- 0	0- 1	AWAY	0- 2	0- 0	2- 0				
0- 0	0- 0	0- 0	NEUTRAL	0- 0	0- 0	0- 0				

RPI 1-25			RPI 26-50			RPI 51-100			RPI 101+			Team's RPI: 184
RPI	S	Opponent	Score	RPI	S	Opponent	Score	RPI	S	Opponent	Score	
				48	A	James Madison	55 75	65	A	Hofstra	49 58	148 N Wisconsin 52 54
								72	H	Elon	64 66	164 A George Mason 83 90
								85	A	Drexel	43 47	165 A Fordham 55 48
								85	H	Drexel	53 54	172 H East Carolina 58 68
								91	A	Georgetown	50 61	179 A Marist 56 50
								94	A	Bucknell	51 80	183 A Col. of Charleston 63 47
												183 H Col. of Charleston 72 55
												186 H Northeastern 59 52
												195 A Robert Morris 50 53
												200 H William & Mary 67 63
												261 H UNCW 67 59
												286 H Vermont 71 60
												287 A Towson 66 62
												287 H Towson 69 64
												315 N North Dakota St. 62 50
												331 H Lafayette 67 47
LAST 12 Division I GAMES:												
183	H	Col. of Charleston	72 55	85	H	Drexel	53 54					
72	H	Elon	64 66	287	H	Towson	69 64					
287	A	Towson	66 62	183	A	Col. of Charleston	63 47					
85	A	Drexel	43 47	186	H	Northeastern	59 52					
48	A	James Madison	55 75	261	H	UNCW	67 59					
200	H	William & Mary	67 63	65	A	Hofstra	49 58					

Non-Div I Games:

Delaware

Loss, Non-Conf, S Site, H Home A Away N Neutral

Average RPI Win:	313	WON-LOST	WINNING	LAST 10	STRENGTH OF	OPP. STRENGTH	TEAM	ADJ.	CONF.	ADJ CONF.
Average RPI Loss:	200	RECORD	PCT. RANK	GAMES	SCHEDULE	OF SCHEDULE	RPI	RPI	RPI	RPI
DIV. I ONLY	7- 16	273	4- 6	309	334	321	321	30	30	
DIV. I NON-CONF.	3- 10	277	0- 2	235	265	304	304	30	30	
TOTALS	RPI 1-25	RPI 26-50	W-L RECORDS	RPI 51-100	RPI 101-150	RPI 150+				
7- 16	0- 0	0- 1	OVERALL	0- 2	0- 1	7- 12				
5- 6	0- 0	0- 0	HOME	0- 1	0- 0	5- 5				
1- 10	0- 0	0- 1	AWAY	0- 1	0- 1	1- 7				
1- 0	0- 0	0- 0	NEUTRAL	0- 0	0- 0	1- 0				
3- 10	0- 0	0- 1	NON-CONFERENCE	0- 2	0- 1	3- 6				
2- 4	0- 0	0- 0	HOME	0- 1	0- 0	2- 3				
0- 6	0- 0	0- 1	AWAY	0- 1	0- 1	0- 3				
1- 0	0- 0	0- 0	NEUTRAL	0- 0	0- 0	1- 0				
4- 6	0- 0	0- 0	CONFERENCE	0- 0	0- 0	4- 6				
3- 2	0- 0	0- 0	HOME	0- 0	0- 0	3- 2				
1- 4	0- 0	0- 0	AWAY	0- 0	0- 0	1- 4				
0- 0	0- 0	0- 0	NEUTRAL	0- 0	0- 0	0- 0				

RPI S	Opponent	Score	RPI S	Opponent	Score	RPI S	Opponent	Score	RPI S	Opponent	Score	Team's RPI: 321
34	A West Virginia	34 77	62	A Temple	59 100	145	A Pittsburgh	43 77				
			65	H Hofstra	49 66	154	A Cornell	62 71				
						165	A Fordham	58 74				
						171	A Fla. Atlantic	55 83				
						200	H William & Mary	59 65				
						213	H Lehigh	49 83				
						217	A Morgan St.	49 56				
						252	A Bethune-Cookman	35 66				
						255	N Appalachian St.	76 69				
						266	H N.C. A&T	64 84				
						299	A Florida A&M	56 86				
						300	A Savannah St.	67 59				
						302	H UMES	61 70				
						309	A South Carolina St.	48 61				
						309	H South Carolina St.	79 61				
						316	H Howard	87 86				
						318	H Longwood	88 63				
						339	H Mt. St. Mary's	41 54				
						343	H Wagner	66 44				
						348	H N.C. Central	66 56				
LAST 12 Division I GAMES:												
302	H UMES	61 70	300	A Savannah St.	67 59							
299	A Florida A&M	56 86	309	A South Carolina St.	48 61							
252	A Bethune-Cookman	35 66	316	H Howard	87 86							
309	H South Carolina St.	79 61	217	A Morgan St.	49 56							
266	H N.C. A&T	64 84	154	A Cornell	62 71							
348	H N.C. Central	66 56	65	H Hofstra	49 66							

Non-Div I Games:

Delaware St.

■ Loss, 
 ■ Non-Conf, 
 ■ S Site, 
 ■ H Home 
 ■ A Away 
 N Neutral

Average RPI Win:	292	WON-LOST	WINNING	LAST 10	STRENGTH OF	OPP. STRENGTH	TEAM	ADJ.	CONF.	ADJ CONF.
Average RPI Loss:	174	RECORD	PCT. RANK	GAMES	SCHEDULE	OF SCHEDULE	RPI	RPI	RPI	RPI
DIV. I ONLY	4- 21	330	2- 8	183	272	310	310	18	18	
DIV. I NON-CONF.	2- 11	306	0- 0	166	318	283	283	19	19	
TOTALS	RPI 1-25	RPI 26-50	W-L RECORDS	RPI 51-100	RPI 101-150	RPI 150+				
4- 21	0- 1	0- 1	OVERALL	0- 3	0- 4	4- 12				
2- 10	0- 0	0- 1	HOME	0- 2	0- 2	2- 5				
2- 9	0- 0	0- 0	AWAY	0- 0	0- 0	2- 1				
0- 2	0- 1	0- 0	NEUTRAL	0- 0	0- 0	0- 1				
2- 11	0- 1	0- 1	NON-CONFERENCE	0- 0	0- 1	2- 8				
0- 6	0- 0	0- 1	HOME	0- 0	0- 1	0- 4				
2- 3	0- 0	0- 0	AWAY	0- 0	0- 0	2- 3				
0- 2	0- 1	0- 0	NEUTRAL	0- 0	0- 0	0- 1				
2- 10	0- 0	0- 0	CONFERENCE	0- 3	0- 3	2- 4				
2- 4	0- 0	0- 0	HOME	0- 2	0- 1	2- 1				
0- 6	0- 0	0- 0	AWAY	0- 1	0- 2	0- 3				
0- 0	0- 0	0- 0	NEUTRAL	0- 0	0- 0	0- 0				

RPI S	Opponent	Score	RPI S	Opponent	Score	RPI S	Opponent	Score	RPI S	Opponent	Score	Team's RPI: 310
1 N	Notre Dame	52 94	46 H	Colorado St.	46 74	63 H	South Dakota St.	39 76	116 A	IUPUI	75 81	
						80 A	South Dakota	60 85	141 A	Oral Roberts	33 65	
						80 H	South Dakota	33 79	141 H	Oral Roberts	56 59	
									149 H	Long Beach St.	41 48	
									170 H	Northern Colo.	51 60	
									174 N	Louisiana Tech	53 58	
									182 A	Milwaukee	56 49	
									191 H	Weber St.	49 61	
									203 H	Ill.-Chicago	46 56	
									227 A	Western Ill.	60 63	
									227 H	Western Ill.	69 80	
									234 H	Wyoming	64 75	
									254 A	Seattle	51 59	
									262 A	Omaha	55 67	
									265 A	Pepperdine	60 64	
									296 A	UMKC	58 68	
									315 H	North Dakota St.	64 53	
									328 A	IPFW	49 61	
									328 H	IPFW	53 50	
									342 A	Air Force	57 48	
LAST 12 Division I GAMES:												
227 H	Western Ill.	69 80	262 A	Omaha	55 67							
141 H	Oral Roberts	56 59	227 A	Western Ill.	60 63							
80 H	South Dakota	33 79	328 H	IPFW	53 50							
328 A	IPFW	49 61	315 H	North Dakota St.	64 53							
116 A	IUPUI	75 81	80 A	South Dakota	60 85							
141 A	Oral Roberts	33 65	63 H	South Dakota St.	39 76							

Non-Div I Games:

Denver

■ Loss, 
■ Non-Conf, 
■ S Site, 
■ H Home 
■ A Away 
N Neutral

RPI 1-25				RPI 26-50				RPI 51-100				RPI 101+				Team's RPI: 176	
RPI	S	Opponent	Score	RPI	S	Opponent	Score	RPI	S	Opponent	Score	RPI	S	Opponent	Score		
11	A	Maryland	41 97	39	A	St. Bonaventure	73 84	77	H	Michigan	61 88	108	A	Youngstown St.	69 68		
20	A	Green Bay	36 58					92	H	Wright St.	71 89	108	H	Youngstown St.	70 72		
25	A	Michigan St.	42 81									111	H	Eastern Mich.	68 85		
												115	A	Western Mich.	66 70		
												159	H	Northern Ky.	66 65		
												182	A	Milwaukee	89 79		
												196	H	Oakland	73 79		
												203	A	Ill.-Chicago	89 80		
												203	H	Ill.-Chicago	51 65		
												213	H	Cincinnati	77 68		
												230	A	Valparaiso	72 66		
												230	H	Valparaiso	85 65		
												292	H	Niagara	80 75		
												293	A	Cleveland St.	66 60		
												293	H	Cleveland St.	82 68		
												305	H	Bradley	67 75		
												328	H	IPFW	64 63		
LAST 12 Division I GAMES:																	
230	H	Valparaiso	85 65	196	H	Oakland	73 79										
203	H	Ill.-Chicago	51 65	159	H	Northern Ky.	66 65										
108	A	Youngstown St.	69 68	92	H	Wright St.	71 89										
293	A	Cleveland St.	66 60	203	A	Ill.-Chicago	89 80										
20	A	Green Bay	36 58	230	A	Valparaiso	72 66										
182	A	Milwaukee	89 79	293	H	Cleveland St.	82 68										

Non-Div I Games:	Salem Int'l	81	50
------------------	-------------	----	----

Average RPI Win: <b>206</b>	WON-LOST	WINNING	LAST 10	STRENGTH OF	OPP. STRENGTH	TEAM	ADJ.	CONF.	ADJ CONF.
Average RPI Loss: <b>113</b>	RECORD	PCT. RANK	GAMES	SCHEDULE	OF SCHEDULE	RPI	RPI	RPI	RPI
DIV. I ONLY	16- 6	59	9- 1	210	137	100	100	21	21
DIV. I NON-CONF.	6- 4	125	0- 0	104	37	89	89	17	17
TOTALS	RPI 1-25	RPI 26-50	W-L RECORDS	RPI 51-100	RPI 101-150	RPI 150+			
16- 6	0- 1	0- 0	OVERALL	2- 2	5- 2	9- 1			
8- 3	0- 1	0- 0	HOME	1- 0	3- 2	4- 0			
7- 3	0- 0	0- 0	AWAY	1- 2	2- 0	4- 1			
1- 0	0- 0	0- 0	NEUTRAL	0- 0	0- 0	1- 0			
6- 4	0- 1	0- 0	NON-CONFERENCE	0- 2	4- 0	2- 1			
3- 1	0- 1	0- 0	HOME	0- 0	3- 0	0- 0			
2- 3	0- 0	0- 0	AWAY	0- 2	1- 0	1- 1			
1- 0	0- 0	0- 0	NEUTRAL	0- 0	0- 0	1- 0			
10- 2	0- 0	0- 0	CONFERENCE	2- 0	1- 2	7- 0			
5- 2	0- 0	0- 0	HOME	1- 0	0- 2	4- 0			
5- 0	0- 0	0- 0	AWAY	1- 0	1- 0	3- 0			
0- 0	0- 0	0- 0	NEUTRAL	0- 0	0- 0	0- 0			

RPI 1-25				RPI 26-50				RPI 51-100 Team's RPI: 100				RPI 101+			
RPI	S	Opponent	Score	RPI	S	Opponent	Score	RPI	S	Opponent	Score	RPI	S	Opponent	Score
20	H	Green Bay	61 <b>86</b>					57	A	Iowa	76 <b>89</b>	102	H	Iowa St.	74 70
								80	A	South Dakota	87 <b>92</b>	121	H	Creighton	81 72
								83	A	Missouri St.	82 75	125	H	UNI	73 <b>79</b>
								83	H	Missouri St.	95 72	130	H	North Dakota	73 63
												143	H	Southern Ill.	67 <b>77</b>
												148	A	Wisconsin	89 70
												150	A	Loyola Chicago	81 65
												181	A	UNLV	76 68
												185	N	Tulsa	91 80
												248	H	Indiana St.	80 55
												251	A	Northern Ill.	73 <b>87</b>
												301	A	Wichita St.	87 56
												301	H	Wichita St.	81 59
												305	A	Bradley	76 64
												314	A	Illinois St.	98 58
												314	H	Illinois St.	76 41
												323	H	Evansville	94 52
LAST 12 Division I GAMES:															
314	A	Illinois St.	98 58	314	H	Illinois St.	76 41								
83	H	Missouri St.	95 72	248	H	Indiana St.	80 55								
301	H	Wichita St.	81 59	301	A	Wichita St.	87 56								
150	A	Loyola Chicago	81 65	83	A	Missouri St.	82 75								
305	A	Bradley	76 64	323	H	Evansville	94 52								
125	H	UNI	73 <b>79</b>	143	H	Southern Ill.	67 <b>77</b>								

Non-Div I Games: William Penn 100 61

Drake

■ Loss, 
 ■ Non-Conf, 
 ■ S Site, 
 ■ H Home 
 ■ A Away 
 N Neutral

Average RPI Win:	157	WON-LOST	WINNING	LAST 10	STRENGTH OF	OPP. STRENGTH	TEAM	ADJ.	CONF.	ADJ CONF.
Average RPI Loss:	89	RECORD	PCT. RANK	GAMES	SCHEDULE	OF SCHEDULE	RPI	RPI	RPI	RPI
DIV. I ONLY	12- 11	157	7- 3	40	107	85	85	13	13	
DIV. I NON-CONF.	4- 7	222	0- 0	15	56	117	117	12	12	
TOTALS	RPI 1-25	RPI 26-50	W-L RECORDS	RPI 51-100	RPI 101-150	RPI 150+				
12- 11	0- 1	1- 4	OVERALL	2- 3	1- 0	8- 3				
7- 3	0- 0	1- 1	HOME	2- 1	1- 0	3- 1				
5- 6	0- 1	0- 3	AWAY	0- 1	0- 0	5- 1				
0- 2	0- 0	0- 0	NEUTRAL	0- 1	0- 0	0- 1				
4- 7	0- 1	1- 2	NON-CONFERENCE	0- 3	1- 0	2- 1				
3- 1	0- 0	1- 0	HOME	0- 1	1- 0	1- 0				
1- 4	0- 1	0- 2	AWAY	0- 1	0- 0	1- 0				
0- 2	0- 0	0- 0	NEUTRAL	0- 1	0- 0	0- 1				
8- 4	0- 0	0- 2	CONFERENCE	2- 0	0- 0	6- 2				
4- 2	0- 0	0- 1	HOME	2- 0	0- 0	2- 1				
4- 2	0- 0	0- 1	AWAY	0- 0	0- 0	4- 1				
0- 0	0- 0	0- 0	NEUTRAL	0- 0	0- 0	0- 0				

RPI 1-25				RPI 26-50				RPI 51-100				Team's RPI: 85	RPI 101+			
RPI	S	Opponent	Score	RPI	S	Opponent	Score	RPI	S	Opponent	Score		RPI	S	Opponent	Score
24	A	Syracuse	62 83	36	A	Penn	67 72	53	N	Villanova	55 67		110	H	Quinnipiac	62 49
				39	H	St. Bonaventure	58 46	64	H	Vanderbilt	64 74		163	A	Hampton	57 36
				42	A	South Fla.	58 73	65	H	Hofstra	67 64		183	A	Col. of Charleston	46 49
				48	A	James Madison	56 67	72	H	Elon	74 31		183	H	Col. of Charleston	66 54
				48	H	James Madison	55 59	89	A	Saint Joseph's	46 53		184	A	Delaware	54 53
													184	H	Delaware	47 43
													186	A	Northeastern	53 49
													186	H	Northeastern	65 73
													200	A	William & Mary	67 50
													208	N	Montana	50 58
													236	H	Dartmouth	69 53
													261	A	UNCW	71 57
LAST 12 Division I GAMES:																
				48	H	James Madison	55 59	184	A	Delaware	54 53					
				183	A	Col. of Charleston	46 49	72	H	Elon	74 31					
				261	A	UNCW	71 57	48	A	James Madison	56 67					
				184	H	Delaware	47 43	200	A	William & Mary	67 50					
				65	H	Hofstra	67 64	186	H	Northeastern	65 73					
				186	A	Northeastern	53 49	183	H	Col. of Charleston	66 54					

Non-Div I Games:

Drexel

■ Loss, 
■ Non-Conf, 
■ S Site, 
■ H Home 
■ A Away 
N Neutral

Average RPI Win: <b>157</b>	WON-LOST	WINNING	LAST 10	STRENGTH OF	OPP. STRENGTH	TEAM	ADJ.	CONF.	ADJ CONF.
Average RPI Loss: <b>18</b>	RECORD	PCT. RANK	GAMES	SCHEDULE	OF SCHEDULE	RPI	RPI	RPI	RPI
DIV. I ONLY	17- 9	92	5- 5	21	29	47	47	5	5
DIV. I NON-CONF.	11- 3	54	0- 0	43	53	26	26	5	5
TOTALS	RPI 1-25	RPI 26-50	W-L RECORDS	RPI 51-100	RPI 101-150	RPI 150+			
17- 9	0- 7	1- 2	OVERALL	3- 0	7- 0	6- 0			
11- 4	0- 3	0- 1	HOME	3- 0	4- 0	4- 0			
3- 5	0- 4	1- 1	AWAY	0- 0	1- 0	1- 0			
3- 0	0- 0	0- 0	NEUTRAL	0- 0	2- 0	1- 0			
11- 3	0- 3	1- 0	NON-CONFERENCE	3- 0	2- 0	5- 0			
7- 1	0- 1	0- 0	HOME	3- 0	0- 0	4- 0			
1- 2	0- 2	1- 0	AWAY	0- 0	0- 0	0- 0			
3- 0	0- 0	0- 0	NEUTRAL	0- 0	2- 0	1- 0			
6- 6	0- 4	0- 2	CONFERENCE	0- 0	5- 0	1- 0			
4- 3	0- 2	0- 1	HOME	0- 0	4- 0	0- 0			
2- 3	0- 2	0- 1	AWAY	0- 0	1- 0	1- 0			
0- 0	0- 0	0- 0	NEUTRAL	0- 0	0- 0	0- 0			

RPI 1-25				RPI 26-50				Team's RPI: 47				RPI 51-100				RPI 101+			
RPI	S	Opponent	Score	RPI	S	Opponent	Score	RPI	S	Opponent	Score	RPI	S	Opponent	Score	RPI	S	Opponent	Score
1	H	Notre Dame	61 68	32	A	Miami (FL)	53 61	73	H	Army West Point	72 61	101	H	Virginia	67 52				
3	A	South Carolina	55 66	36	A	Penn	57 50	81	H	Minnesota	84 64	102	N	Iowa St.	86 48				
13	H	Florida St.	53 69	37	H	North Carolina St.	62 65	99	H	Liberty	79 41	106	H	North Carolina	71 55				
15	H	Texas A&M	66 72									107	H	Boston College	71 51				
18	A	Louisville	48 65									123	H	Wake Forest	95 68				
22	A	Kentucky	61 71									135	N	Idaho	74 68				
24	A	Syracuse	50 86									145	A	Pittsburgh	70 48				
												209	N	Texas St.	85 34				
												238	H	Massachusetts	70 46				
												240	A	Clemson	72 43				
												261	H	UNCW	78 56				
												298	H	Western Caro.	84 47				
												311	H	Winthrop	78 50				
LAST 12 Division I GAMES:																			
13	H	Florida St.	53 69	240	A	Clemson	72 43												
32	A	Miami (FL)	53 61	107	H	Boston College	71 51												
101	H	Virginia	67 52	37	H	North Carolina St.	62 65												
1	H	Notre Dame	61 68	18	A	Louisville	48 65												
145	A	Pittsburgh	70 48	123	H	Wake Forest	95 68												
106	H	North Carolina	71 55	24	A	Syracuse	50 86												

Non-Div I Games:

Duke

■ Loss, 
 ■ Non-Conf, S Site, 
 ■ Home 
 ■ Away 
 N Neutral



Average RPI Win:	171	WON-LOST	WINNING	LAST 10	STRENGTH OF	OPP. STRENGTH	TEAM	ADJ.	CONF.	ADJ CONF.
Average RPI Loss:	37	RECORD	PCT. RANK	GAMES	SCHEDULE	OF SCHEDULE	RPI	RPI	RPI	RPI
DIV. I ONLY	22- 2	7	9- 1	102	125	21	21	7	7	
DIV. I NON-CONF.	11- 1	16	0- 0	163	242	27	27	8	8	
TOTALS	RPI 1-25	RPI 26-50	W-L RECORDS	RPI 51-100	RPI 101-150	RPI 150+				
22- 2	0- 0	4- 2	OVERALL	3- 0	2- 0	13- 0				
10- 1	0- 0	4- 1	HOME	1- 0	0- 0	5- 0				
11- 1	0- 0	0- 1	AWAY	2- 0	2- 0	7- 0				
1- 0	0- 0	0- 0	NEUTRAL	0- 0	0- 0	1- 0				
11- 1	0- 0	2- 1	NON-CONFERENCE	1- 0	2- 0	6- 0				
4- 0	0- 0	2- 0	HOME	0- 0	0- 0	2- 0				
6- 1	0- 0	0- 1	AWAY	1- 0	2- 0	3- 0				
1- 0	0- 0	0- 0	NEUTRAL	0- 0	0- 0	1- 0				
11- 1	0- 0	2- 1	CONFERENCE	2- 0	0- 0	7- 0				
6- 1	0- 0	2- 1	HOME	1- 0	0- 0	3- 0				
5- 0	0- 0	0- 0	AWAY	1- 0	0- 0	4- 0				
0- 0	0- 0	0- 0	NEUTRAL	0- 0	0- 0	0- 0				

RPI S	Opponent	Score	RPI S	Opponent	Score	RPI S	Opponent	Score	RPI S	Opponent	Score
27	H Ohio	64 47	33	H George Washington	52 70	68	A Central Mich.	68 49	136	A Buffalo	79 62
39	H St. Bonaventure	74 62	39	H St. Bonaventure	74 62	89	H Saint Joseph's	73 59	145	A Pittsburgh	79 65
41	A Princeton	66 94	41	A Princeton	66 94	97	A VCU	71 67	155	A Davidson	77 62
44	H St. John's (NY)	76 57	44	H St. John's (NY)	76 57				164	A George Mason	72 56
50	H Dayton	89 58	50	H Dayton	89 58				165	H Fordham	55 40
									187	A New Mexico	78 69
									193	A Rhode Island	79 70
									193	H Rhode Island	61 56
									226	A Richmond	65 44
									238	H Massachusetts	73 64
									266	N N.C. A&T	81 67
									302	H UMES	95 59
									316	H Howard	86 62
									331	A Lafayette	73 65
									333	A Saint Peter's	63 38
LAST 12 Division I GAMES:											
89	H Saint Joseph's	73 59	39	H St. Bonaventure	74 62						
193	H Rhode Island	61 56	33	H George Washington	52 70						
155	A Davidson	77 62	193	A Rhode Island	79 70						
238	H Massachusetts	73 64	165	H Fordham	55 40						
97	A VCU	71 67	164	A George Mason	72 56						
226	A Richmond	65 44	50	H Dayton	89 58						

Non-Div I Games: Slippery Rock 79 54

Duquesne

■ Loss, 
■ Non-Conf, 
■ S Site, 
■ H Home 
■ A Away 
N Neutral

Average RPI Win: <b>240</b>	WON-LOST	WINNING	LAST 10	STRENGTH OF	OPP. STRENGTH	TEAM	ADJ.	CONF.	ADJ CONF.
Average RPI Loss: <b>124</b>	RECORD	PCT. RANK	GAMES	SCHEDULE	OF SCHEDULE	RPI	RPI	RPI	RPI
DIV. I ONLY	<b>13- 10</b>	<b>132</b>	<b>8- 2</b>	<b>243</b>	<b>169</b>	<b>140</b>	<b>140</b>	<b>17</b>	<b>17</b>
DIV. I NON-CONF.	<b>5- 7</b>	<b>198</b>	<b>0- 0</b>	<b>134</b>	<b>132</b>	<b>142</b>	<b>142</b>	<b>16</b>	<b>16</b>
TOTALS	RPI 1-25	RPI 26-50	W-L RECORDS	RPI 51-100	RPI 101-150	RPI 150+			
13- 10	0- 1	0- 0	OVERALL	0- 3	2- 3	11- 3			
7- 1	0- 0	0- 0	HOME	0- 1	1- 0	6- 0			
6- 9	0- 1	0- 0	AWAY	0- 2	1- 3	5- 3			
0- 0	0- 0	0- 0	NEUTRAL	0- 0	0- 0	0- 0			
5- 7	0- 1	0- 0	NON-CONFERENCE	0- 2	1- 2	4- 2			
3- 0	0- 0	0- 0	HOME	0- 0	1- 0	2- 0			
2- 7	0- 1	0- 0	AWAY	0- 2	0- 2	2- 2			
0- 0	0- 0	0- 0	NEUTRAL	0- 0	0- 0	0- 0			
8- 3	0- 0	0- 0	CONFERENCE	0- 1	1- 1	7- 1			
4- 1	0- 0	0- 0	HOME	0- 1	0- 0	4- 0			
4- 2	0- 0	0- 0	AWAY	0- 0	1- 1	3- 1			
0- 0	0- 0	0- 0	NEUTRAL	0- 0	0- 0	0- 0			

RPI 1-25				RPI 26-50				RPI 51-100				RPI 101+ Team's RPI: 140			
RPI	S	Opponent	Score	RPI	S	Opponent	Score	RPI	S	Opponent	Score	RPI	S	Opponent	Score
14	A	Tennessee	49 <b>85</b>					60	H	Chattanooga	57 <b>65</b>	114	A	Iona	50 <b>56</b>
								64	A	Vanderbilt	39 <b>65</b>	119	A	Mercer	55 53
								72	A	Elon	38 <b>50</b>	122	A	Samford	47 <b>55</b>
												123	A	Wake Forest	52 <b>69</b>
												126	H	UNC Asheville	74 68
												155	A	Davidson	65 58
												161	A	Old Dominion	56 52
												201	A	Eastern Ky.	41 <b>64</b>
												211	A	Furman	77 <b>81</b>
												211	H	Furman	68 64
												255	A	Appalachian St.	52 <b>70</b>
												269	H	Austin Peay	80 76
												281	H	Campbell	70 55
												291	A	UNCG	80 77
												291	H	UNCG	89 73
												298	A	Western Caro.	45 43
												298	H	Western Caro.	74 62
												307	A	Wofford	70 54
												307	H	Wofford	70 69
LAST 12 Division I GAMES:															
291	A	UNCG	80 77	122	A	Samford	47 <b>55</b>								
298	A	Western Caro.	45 43	298	H	Western Caro.	74 62								
211	H	Furman	68 64	291	H	UNCG	89 73								
307	H	Wofford	70 69	307	A	Wofford	70 54								
60	H	Chattanooga	57 <b>65</b>	211	A	Furman	77 <b>81</b>								
119	A	Mercer	55 53	114	A	Iona	50 <b>56</b>								

Non-Div I Games: Armstrong St. 62 52 Lees-McRae 73 46 Brevard 69 46

ETSU

Loss, Non-Conf, S Site, H Home A Away N Neutral

# East Carolina

Through Games Of Feb. 13, 2016

Average RPI Win:	242	WON-LOST	WINNING	LAST 10	STRENGTH OF	OPP. STRENGTH	TEAM	ADJ.	CONF.	ADJ CONF.
Average RPI Loss:	81	RECORD	PCT. RANK	GAMES	SCHEDULE	OF SCHEDULE	RPI	RPI	RPI	RPI
DIV. I ONLY	9- 16	252	3- 7	74	105	172	172	8	8	
DIV. I NON-CONF.	6- 6	160	0- 0	42	224	110	110	7	7	
TOTALS	RPI 1-25	RPI 26-50	W-L RECORDS	RPI 51-100	RPI 101-150	RPI 150+				
9- 16	0- 2	0- 3	OVERALL	0- 6	0- 2	9- 3				
4- 5	0- 0	0- 1	HOME	0- 2	0- 1	4- 1				
3- 6	0- 1	0- 1	AWAY	0- 2	0- 0	3- 2				
2- 5	0- 1	0- 1	NEUTRAL	0- 2	0- 1	2- 0				
6- 6	0- 1	0- 1	NON-CONFERENCE	0- 3	0- 1	6- 0				
2- 0	0- 0	0- 0	HOME	0- 0	0- 0	2- 0				
2- 1	0- 0	0- 0	AWAY	0- 1	0- 0	2- 0				
2- 5	0- 1	0- 1	NEUTRAL	0- 2	0- 1	2- 0				
3- 10	0- 1	0- 2	CONFERENCE	0- 3	0- 1	3- 3				
2- 5	0- 0	0- 1	HOME	0- 2	0- 1	2- 1				
1- 5	0- 1	0- 1	AWAY	0- 1	0- 0	1- 2				
0- 0	0- 0	0- 0	NEUTRAL	0- 0	0- 0	0- 0				

RPI 1-25				RPI 26-50				RPI 51-100				RPI 101+ Team's RPI: 172			
RPI	S	Opponent	Score	RPI	S	Opponent	Score	RPI	S	Opponent	Score	RPI	S	Opponent	Score
2	A	UConn	46 92	27	N	Ohio	61 64	55	A	Auburn	69 83	112	H	Memphis	78 79
3	N	South Carolina	57 88	42	A	South Fla.	54 75	60	N	Chattanooga	61 72	121	N	Creighton	66 91
				42	H	South Fla.	59 61	62	H	Temple	63 83	156	A	SMU	67 74
								82	A	Tulane	73 78	173	N	Eastern Wash.	80 62
								82	H	Tulane	51 66	184	A	Delaware	68 58
								87	N	Northwestern	75 78	185	A	Tulsa	79 81
												185	H	Tulsa	54 55
												204	N	UTRGV	70 59
												213	H	Cincinnati	63 60
												223	H	Presbyterian	84 57
												256	H	Houston	76 70
												268	A	UCF	71 56
												326	A	A&M-Corpus Christi	82 46
												327	H	Alcorn	87 58
LAST 12 Division I GAMES:															
112	H	Memphis	78 79	213	H	Cincinnati	63 60								
156	A	SMU	67 74	42	A	South Fla.	54 75								
2	A	UConn	46 92	256	H	Houston	76 70								
185	H	Tulsa	54 55	268	A	UCF	71 56								
62	H	Temple	63 83	82	H	Tulane	51 66								
82	A	Tulane	73 78	42	H	South Fla.	59 61								

Non-Div I Games:

East Carolina

Loss, Non-Conf, S Site, H Home A Away N Neutral

Average RPI Win:	196	WON-LOST	WINNING	LAST 10	STRENGTH OF	OPP. STRENGTH	TEAM	ADJ.	CONF.	ADJ CONF.
Average RPI Loss:	206	RECORD	PCT. RANK	GAMES	SCHEDULE	OF SCHEDULE	RPI	RPI	RPI	RPI
DIV. I ONLY	3- 21	338	2- 8	253	280	337	337	24	24	
DIV. I NON-CONF.	1- 11	336	0- 0	176	316	322	322	23	23	
TOTALS	RPI 1-25	RPI 26-50	W-L RECORDS	RPI 51-100	RPI 101-150	RPI 150+				
3- 21	0- 0	0- 0	OVERALL	0- 1	1- 4	2- 16				
3- 8	0- 0	0- 0	HOME	0- 0	1- 2	2- 6				
0- 13	0- 0	0- 0	AWAY	0- 1	0- 2	0- 10				
0- 0	0- 0	0- 0	NEUTRAL	0- 0	0- 0	0- 0				
1- 11	0- 0	0- 0	NON-CONFERENCE	0- 1	1- 2	0- 8				
1- 4	0- 0	0- 0	HOME	0- 0	1- 1	0- 3				
0- 7	0- 0	0- 0	AWAY	0- 1	0- 1	0- 5				
0- 0	0- 0	0- 0	NEUTRAL	0- 0	0- 0	0- 0				
2- 10	0- 0	0- 0	CONFERENCE	0- 0	0- 2	2- 8				
2- 4	0- 0	0- 0	HOME	0- 0	0- 1	2- 3				
0- 6	0- 0	0- 0	AWAY	0- 0	0- 1	0- 5				
0- 0	0- 0	0- 0	NEUTRAL	0- 0	0- 0	0- 0				

RPI S	Opponent	Score	RPI S	Opponent	Score	RPI S	Opponent	Score	RPI S	Opponent	Score	Team's RPI: 337
						75	A Saint Louis	47 78	103	H UT Martin	39 65	
									104	A Belmont	61 89	
									112	A Memphis	49 80	
									116	H IUPUI	77 71	
									150	H Loyola Chicago	75 86	
									167	A SIUE	75 87	
									180	H Stetson	66 68	
									182	H Milwaukee	71 82	
									201	H Eastern Ky.	56 75	
									202	H Southeast Mo. St.	64 59	
									203	A Ill.-Chicago	54 66	
									213	A Cincinnati	57 70	
									227	H Western Ill.	69 92	
									248	A Indiana St.	42 60	
									251	A Northern Ill.	63 79	
									262	A Omaha	67 76	
									263	H Tennessee St.	53 62	
									267	A Murray St.	56 66	
									269	A Austin Peay	45 80	
									269	H Austin Peay	64 56	
									274	A Tennessee Tech	74 81	
									283	A Jacksonville St.	52 60	
									295	H Morehead St.	77 85	
LAST 12 Division I GAMES:												
269	H	Austin Peay	64	56	295	H	Morehead St.	77	85			
202	H	Southeast Mo. St.	64	59	201	H	Eastern Ky.	56	75			
167	A	SIUE	75	87	104	A	Belmont	61	89			
267	A	Murray St.	56	66	263	H	Tennessee St.	53	62			
269	A	Austin Peay	45	80	283	A	Jacksonville St.	52	60			
103	H	UT Martin	39	65	274	A	Tennessee Tech	74	81			

Non-Div I Games:

Eastern Ill.

■ Loss, 
 ■ Non-Conf, 
 ■ S Site, 
 ■ H Home 
 ■ A Away 
 N Neutral

Average RPI Win:	246	WON-LOST	WINNING	LAST 10	STRENGTH OF	OPP. STRENGTH	TEAM	ADJ.	CONF.	ADJ CONF.
Average RPI Loss:	159	RECORD	PCT. RANK	GAMES	SCHEDULE	OF SCHEDULE	RPI	RPI	RPI	RPI
DIV. I ONLY	11- 10	156	6- 4	252	236	201	201	24	24	
DIV. I NON-CONF.	4- 5	193	0- 0	131	166	162	162	23	23	
TOTALS	RPI 1-25	RPI 26-50	W-L RECORDS	RPI 51-100	RPI 101-150	RPI 150+				
11- 10	0- 0	0- 1	OVERALL	0- 3	2- 1	9- 5				
7- 3	0- 0	0- 0	HOME	0- 1	2- 0	5- 2				
3- 6	0- 0	0- 0	AWAY	0- 2	0- 1	3- 3				
1- 1	0- 0	0- 1	NEUTRAL	0- 0	0- 0	1- 0				
4- 5	0- 0	0- 1	NON-CONFERENCE	0- 3	1- 0	3- 1				
2- 1	0- 0	0- 0	HOME	0- 1	1- 0	1- 0				
1- 3	0- 0	0- 0	AWAY	0- 2	0- 0	1- 1				
1- 1	0- 0	0- 1	NEUTRAL	0- 0	0- 0	1- 0				
7- 5	0- 0	0- 0	CONFERENCE	0- 0	1- 1	6- 4				
5- 2	0- 0	0- 0	HOME	0- 0	1- 0	4- 2				
2- 3	0- 0	0- 0	AWAY	0- 0	0- 1	2- 2				
0- 0	0- 0	0- 0	NEUTRAL	0- 0	0- 0	0- 0				

RPI 1-25	RPI 26-50	RPI 51-100	RPI 101+	Team's RPI: 201
RPI S Opponent Score	RPI S Opponent Score	RPI S Opponent Score	RPI S Opponent Score	Score
	37 N North Carolina St. 62 73	54 A Western Ky. 60 76	103 H UT Martin 70 61	
		83 A Missouri St. 63 87	104 A Belmont 61 72	
		92 H Wright St. 69 71	140 H ETSU 64 41	
			167 A SIUE 74 89	
			202 H Southeast Mo. St. 56 55	
			226 A Richmond 62 81	
			263 A Tennessee St. 70 66	
			263 A Miami (OH) 77 72	
			263 H Tennessee St. 78 67	
			267 H Murray St. 72 60	
			269 A Austin Peay 66 94	
			272 N Saint Francis (PA) 88 82	
			274 H Tennessee Tech 72 77	
			283 H Jacksonville St. 54 56	
			295 H Morehead St. 100 93	
			298 H Western Caro. 91 62	
			337 A Eastern Ill. 75 56	
LAST 12 Division I GAMES:				
263 H Tennessee St. 78 67	267 H Murray St. 72 60			
104 A Belmont 61 72	167 A SIUE 74 89			
263 A Tennessee St. 70 66	337 A Eastern Ill. 75 56			
295 H Morehead St. 100 93	202 H Southeast Mo. St. 56 55			
283 H Jacksonville St. 54 56	103 H UT Martin 70 61			
274 H Tennessee Tech 72 77	269 A Austin Peay 66 94			

Non-Div I Games: Cincinnati Christian 112 34 Davis &amp; Elkins 73 58

Eastern Ky.

■ Loss, 
 ■ Non-Conf, 
 ■ S Site, 
 ■ Home 
 ■ A Away 
 N Neutral

Average RPI Win:	194	WON-LOST	WINNING	LAST 10	STRENGTH OF	OPP. STRENGTH	TEAM	ADJ.	CONF.	ADJ CONF.
Average RPI Loss:	93	RECORD	PCT. RANK	GAMES	SCHEDULE	OF SCHEDULE	RPI	RPI	RPI	RPI
DIV. I ONLY	13- 8	107	5- 5	141	131	111	111	11	11	
DIV. I NON-CONF.	7- 2	57	0- 0	167	125	56	56	13	13	
TOTALS	RPI 1-25	RPI 26-50	W-L RECORDS	RPI 51-100	RPI 101-150	RPI 150+				
13- 8	0- 1	0- 1	OVERALL	1- 3	5- 2	7- 1				
7- 3	0- 0	0- 1	HOME	1- 1	4- 1	2- 0				
6- 4	0- 1	0- 0	AWAY	0- 1	1- 1	5- 1				
0- 1	0- 0	0- 0	NEUTRAL	0- 1	0- 0	0- 0				
7- 2	0- 1	0- 0	NON-CONFERENCE	1- 1	2- 0	4- 0				
3- 0	0- 0	0- 0	HOME	1- 0	1- 0	1- 0				
4- 1	0- 1	0- 0	AWAY	0- 0	1- 0	3- 0				
0- 1	0- 0	0- 0	NEUTRAL	0- 1	0- 0	0- 0				
6- 6	0- 0	0- 1	CONFERENCE	0- 2	3- 2	3- 1				
4- 3	0- 0	0- 1	HOME	0- 1	3- 1	1- 0				
2- 3	0- 0	0- 0	AWAY	0- 1	0- 1	2- 1				
0- 0	0- 0	0- 0	NEUTRAL	0- 0	0- 0	0- 0				

RPI S	Opponent	Score	RPI S	Opponent	Score	RPI S	Opponent	Score	RPI S	Opponent	Score	Team's RPI: 111
22	A Kentucky	67 89	27	H Ohio	64 71	61	N Abilene Christian	59 83	113	H Toledo	59 41	
						68	H Central Mich.	65 66	115	H Western Mich.	70 66	
						77	H Michigan	64 63	117	A Harvard	85 81	
						78	A Ball St.	54 76	118	A Akron	72 75	
									118	H Akron	65 68	
									136	H Buffalo	67 56	
									141	H Oral Roberts	77 69	
									176	A Detroit	85 68	
									204	H UTRGV	78 56	
									250	A Bowling Green	63 67	
									251	A Northern Ill.	87 80	
									263	A Miami (OH)	70 46	
									275	A Monmouth	78 68	
									317	H Kent St.	72 51	
									342	A Air Force	72 59	
LAST 12 Division I GAMES:												
263	A Miami (OH)	70 46	78	A Ball St.	54 76							
115	H Western Mich.	70 66	317	H Kent St.	72 51							
68	H Central Mich.	65 66	27	H Ohio	64 71							
118	A Akron	72 75	251	A Northern Ill.	87 80							
250	A Bowling Green	63 67	118	H Akron	65 68							
113	H Toledo	59 41	136	H Buffalo	67 56							

Non-Div I Games: Madonna 104 45 Hillsdale 94 77

Eastern Mich.

Loss, Non-Conf, S Site, H Home A Away N Neutral

Average RPI Win:	241	WON-LOST	WINNING	LAST 10	STRENGTH OF	OPP. STRENGTH	TEAM	ADJ.	CONF.	ADJ CONF.
Average RPI Loss:	141	RECORD	PCT. RANK	GAMES	SCHEDULE	OF SCHEDULE	RPI	RPI	RPI	RPI
DIV. I ONLY	16- 8	83	8- 2	321	142	173	173	20	20	
DIV. I NON-CONF.	5- 6	180	0- 0	306	168	265	265	21	21	
TOTALS	RPI 1-25	RPI 26-50	W-L RECORDS	RPI 51-100	RPI 101-150	RPI 150+				
16- 8	0- 0	0- 0	OVERALL	0- 3	2- 3	14- 2				
9- 2	0- 0	0- 0	HOME	0- 1	1- 1	8- 0				
7- 3	0- 0	0- 0	AWAY	0- 0	1- 1	6- 0				
0- 3	0- 0	0- 0	NEUTRAL	0- 1	0- 1	0- 1				
5- 6	0- 0	0- 0	NON-CONFERENCE	0- 3	0- 2	5- 1				
3- 2	0- 0	0- 0	HOME	0- 1	0- 1	3- 0				
2- 1	0- 0	0- 0	AWAY	0- 1	0- 0	2- 0				
0- 3	0- 0	0- 0	NEUTRAL	0- 1	0- 1	0- 1				
11- 2	0- 0	0- 0	CONFERENCE	0- 0	2- 1	9- 1				
6- 0	0- 0	0- 0	HOME	0- 0	1- 0	5- 0				
5- 2	0- 0	0- 0	AWAY	0- 0	1- 1	4- 1				
0- 0	0- 0	0- 0	NEUTRAL	0- 0	0- 0	0- 0				

RPI 1-25				RPI 26-50				RPI 51-100				RPI 101+				Team's RPI: 173	
RPI	S	Opponent	Score	RPI	S	Opponent	Score	RPI	S	Opponent	Score	RPI	S	Opponent	Score		
								61	H	Abilene Christian	60	72	121	N	Creighton	60	66
								87	N	Northwestern	70	74	130	A	North Dakota	69	72
								95	A	Gonzaga	56	78	130	H	North Dakota	60	57
													135	A	Idaho	74	66
													138	H	Boise St.	79	84
													162	H	Montana St.	81	69
													170	A	Northern Colo.	66	57
													170	H	Northern Colo.	59	55
													172	N	East Carolina	62	80
													188	A	Sacramento St.	100	83
													208	H	Montana	67	65
													221	H	Utah Valley	68	64
													271	A	Northern Ariz.	81	71
													271	H	Northern Ariz.	72	65
													288	H	CSUN	70	59
													301	A	Wichita St.	67	62
													325	A	Portland St.	79	81
													330	A	Southern Utah	85	82
													330	H	Southern Utah	64	53
													338	A	Cal St. Fullerton	68	57
													342	H	Air Force	65	44
LAST 12 Division I GAMES:																	
170	A	Northern Colo.	66	57	208	H	Montana	67	65								
130	A	North Dakota	69	72	162	H	Montana St.	81	69								
330	H	Southern Utah	64	53	271	A	Northern Ariz.	81	71								
271	H	Northern Ariz.	72	65	330	A	Southern Utah	85	82								
188	A	Sacramento St.	100	83	135	A	Idaho	74	66								
325	A	Portland St.	79	81	130	H	North Dakota	60	57								

Non-Div I Games: Eastern Ore. 64 40

Eastern Wash.

■ Loss, 
■ Non-Conf, 
■ S Site, 
■ H Home 
■ A Away 
N Neutral

Average RPI Win:	186	WON-LOST	WINNING	LAST 10	STRENGTH OF	OPP. STRENGTH	TEAM	ADJ.	CONF.	ADJ CONF.
Average RPI Loss:	108	RECORD	PCT. RANK	GAMES	SCHEDULE	OF SCHEDULE	RPI	RPI	RPI	RPI
DIV. I ONLY	14- 8	98	6- 4	111	112	72	72	13	13	
DIV. I NON-CONF.	6- 4	125	0- 0	52	68	49	49	12	12	
TOTALS	RPI 1-25	RPI 26-50	W-L RECORDS	RPI 51-100	RPI 101-150	RPI 150+				
14- 8	0- 1	1- 2	OVERALL	2- 3	1- 0	10- 2				
8- 1	0- 0	0- 1	HOME	2- 0	1- 0	5- 0				
6- 7	0- 1	1- 1	AWAY	0- 3	0- 0	5- 2				
0- 0	0- 0	0- 0	NEUTRAL	0- 0	0- 0	0- 0				
6- 4	0- 1	1- 1	NON-CONFERENCE	1- 1	1- 0	3- 1				
3- 0	0- 0	0- 0	HOME	1- 0	1- 0	1- 0				
3- 4	0- 1	1- 1	AWAY	0- 1	0- 0	2- 1				
0- 0	0- 0	0- 0	NEUTRAL	0- 0	0- 0	0- 0				
8- 4	0- 0	0- 1	CONFERENCE	1- 2	0- 0	7- 1				
5- 1	0- 0	0- 1	HOME	1- 0	0- 0	4- 0				
3- 3	0- 0	0- 0	AWAY	0- 2	0- 0	3- 1				
0- 0	0- 0	0- 0	NEUTRAL	0- 0	0- 0	0- 0				

RPI 1-25				RPI 26-50				RPI 51-100 Team's RPI: 72				RPI 101+			
RPI	S	Opponent	Score	RPI	S	Opponent	Score	RPI	S	Opponent	Score	RPI	S	Opponent	Score
3	A	South Carolina	63 78	34	A	West Virginia	57 67	65	A	Hofstra	49 59	140	H	ETSU	50 38
				37	A	North Carolina St.	69 66	65	H	Hofstra	61 60	183	H	Col. of Charleston	52 41
				48	H	James Madison	76 81	85	A	Drexel	31 74	184	A	Delaware	66 64
								90	H	Charlotte	90 83	186	A	Northeastern	56 54
								99	A	Liberty	63 72	200	H	William & Mary	73 51
												211	A	Furman	65 55
												244	A	Navy	70 73
												247	H	High Point	80 69
												249	A	American	62 54
												261	A	UNCW	67 60
												261	H	UNCW	70 53
												287	A	Towson	78 85
												287	H	Towson	80 58
LAST 12 Division I GAMES:															
287	H	Towson	80 58	183	H	Col. of Charleston	52 41	85	A	Drexel	31 74				
184	A	Delaware	66 64	287	A	Towson	78 85	48	H	James Madison	76 81				
200	H	William & Mary	73 51	65	H	Hofstra	61 60	261	A	UNCW	67 60				
65	A	Hofstra	49 59												
186	A	Northeastern	56 54												
261	H	UNCW	70 53												

Non-Div I Games: Lenoir-Rhyne 67 29

Elon



Average RPI Win:	<b>299</b>	WON-LOST	WINNING	LAST 10	STRENGTH OF	OPP. STRENGTH	TEAM	ADJ.	CONF.	ADJ CONF.
Average RPI Loss:	<b>171</b>	RECORD	PCT. RANK	GAMES	SCHEDULE	OF SCHEDULE	RPI	RPI	RPI	RPI
DIV. I ONLY	<b>2- 20</b>	<b>341</b>	<b>1- 9</b>	<b>167</b>	<b>260</b>	<b>323</b>	<b>323</b>	<b>21</b>	<b>21</b>	
DIV. I NON-CONF.	<b>1- 10</b>	<b>330</b>	<b>0- 1</b>	<b>87</b>	<b>312</b>	<b>274</b>	<b>274</b>	<b>17</b>	<b>17</b>	
TOTALS	RPI 1-25	RPI 26-50	W-L RECORDS	RPI 51-100	RPI 101-150	RPI 150+				
2- 20	0- 0	0- 0	OVERALL	0- 5	0- 7	2- 8				
1- 7	0- 0	0- 0	HOME	0- 1	0- 3	1- 3				
1- 11	0- 0	0- 0	AWAY	0- 3	0- 4	1- 4				
0- 2	0- 0	0- 0	NEUTRAL	0- 1	0- 0	0- 1				
1- 10	0- 0	0- 0	NON-CONFERENCE	0- 3	0- 3	1- 4				
0- 4	0- 0	0- 0	HOME	0- 1	0- 2	0- 1				
1- 4	0- 0	0- 0	AWAY	0- 1	0- 1	1- 2				
0- 2	0- 0	0- 0	NEUTRAL	0- 1	0- 0	0- 1				
1- 10	0- 0	0- 0	CONFERENCE	0- 2	0- 4	1- 4				
1- 3	0- 0	0- 0	HOME	0- 0	0- 1	1- 2				
0- 7	0- 0	0- 0	AWAY	0- 2	0- 3	0- 2				
0- 0	0- 0	0- 0	NEUTRAL	0- 0	0- 0	0- 0				

RPI S	Opponent	Score	RPI S	Opponent	Score	RPI S	Opponent	Score	RPI S	Opponent	Score	Team's RPI: 323
						56 N	Santa Clara	44 <b>62</b>	103 H	UT Martin	48 <b>75</b>	
						74 A	Nebraska	40 <b>85</b>	116 H	IUPUI	62 <b>68</b>	
						78 H	Ball St.	53 <b>73</b>	125 A	UNI	51 <b>62</b>	
						83 A	Missouri St.	70 <b>77</b>	134 A	Xavier	57 <b>65</b>	
						100 A	Drake	52 <b>94</b>	143 A	Southern Ill.	56 <b>74</b>	
									150 A	Loyola Chicago	54 <b>67</b>	
									150 H	Loyola Chicago	49 <b>63</b>	
									162 N	Montana St.	55 <b>81</b>	
									248 H	Indiana St.	44 <b>59</b>	
									250 A	Bowling Green	56 <b>74</b>	
									263 A	Miami (OH)	85 <b>91</b>	
									267 H	Murray St.	54 <b>73</b>	
									293 A	Cleveland St.	72 <b>63</b>	
									301 A	Wichita St.	50 <b>58</b>	
									305 A	Bradley	52 <b>66</b>	
									305 H	Bradley	62 <b>46</b>	
									314 H	Illinois St.	57 <b>64</b>	
LAST 12 Division I GAMES:												
150 A	Loyola Chicago	54 <b>67</b>	143 A	Southern Ill.	56 <b>74</b>							
305 A	Bradley	52 <b>66</b>	305 H	Bradley	62 <b>46</b>							
248 H	Indiana St.	44 <b>59</b>	150 H	Loyola Chicago	49 <b>63</b>							
314 H	Illinois St.	57 <b>64</b>	100 A	Drake	52 <b>94</b>							
301 A	Wichita St.	50 <b>58</b>	125 A	UNI	51 <b>62</b>							
83 A	Missouri St.	70 <b>77</b>	116 H	IUPUI	62 <b>68</b>							

Non-Div I Games:

Evansville

Average RPI Win:	205	WON-LOST	WINNING	LAST 10	STRENGTH OF	OPP. STRENGTH	TEAM	ADJ.	CONF.	ADJ CONF.
Average RPI Loss:	67	RECORD	PCT. RANK	GAMES	SCHEDULE	OF SCHEDULE	RPI	RPI	RPI	RPI
DIV. I ONLY	21- 4	19	10- 0	182	180	66	66	29	29	
DIV. I NON-CONF.	11- 4	76	2- 0	60	73	51	51	27	27	
TOTALS	RPI 1-25	RPI 26-50	W-L RECORDS	RPI 51-100	RPI 101-150	RPI 150+				
21- 4	0- 1	1- 2	OVERALL	1- 0	5- 0	14- 1				
9- 2	0- 0	0- 1	HOME	1- 0	2- 0	6- 1				
10- 0	0- 0	1- 0	AWAY	0- 0	1- 0	8- 0				
2- 2	0- 1	0- 1	NEUTRAL	0- 0	2- 0	0- 0				
11- 4	0- 1	1- 2	NON-CONFERENCE	1- 0	5- 0	4- 1				
4- 2	0- 0	0- 1	HOME	1- 0	2- 0	1- 1				
5- 0	0- 0	1- 0	AWAY	0- 0	1- 0	3- 0				
2- 2	0- 1	0- 1	NEUTRAL	0- 0	2- 0	0- 0				
10- 0	0- 0	0- 0	CONFERENCE	0- 0	0- 0	10- 0				
5- 0	0- 0	0- 0	HOME	0- 0	0- 0	5- 0				
5- 0	0- 0	0- 0	AWAY	0- 0	0- 0	5- 0				
0- 0	0- 0	0- 0	NEUTRAL	0- 0	0- 0	0- 0				

RPI 1-25			RPI 26-50			RPI 51-100			Team's RPI: 66	RPI 101+		
RPI	S	Opponent	Score	RPI	S	Opponent	Score	RPI	S	Opponent	Score	
23	N	Mississippi St.	60 65	27	N	Ohio	57 69	55	H	Auburn	52 45	109 N Arizona 57 55
				33	A	George Washington	64 60					110 H Quinnipiac 71 70
				45	H	Arkansas St.	48 62					115 N Western Mich. 60 42
												117 H Harvard 74 65
												118 A Akron 82 64
												151 A Jacksonville 59 55
												151 H Jacksonville 58 39
												171 H Fla. Atlantic 55 62
												180 H Stetson 61 48
												205 H USC Upstate 54 43
												207 H Hartford 64 44
												257 A Providence 50 41
												266 A N.C. A&T 60 36
												290 A FIU 81 53
												297 A Kennesaw St. 78 47
												313 A North Florida 65 38
												313 H North Florida 75 50
												335 A Lipscomb 71 39
												341 A NJIT 53 32
												341 H NJIT 70 37
LAST 12 Division I GAMES:												
				341	A	NJIT	53 32			335	A	Lipscomb 71 39
				151	A	Jacksonville	59 55			341	H	NJIT 70 37
				313	H	North Florida	75 50			205	H	USC Upstate 54 43
				151	H	Jacksonville	58 39			180	H	Stetson 61 48
				313	A	North Florida	65 38			207	H	Hartford 64 44
				297	A	Kennesaw St.	78 47			55	H	Auburn 52 45

Non-Div I Games: St. Thomas (FL) 86 33

FGCU

■ Loss, 
 ■ Non-Conf, S Site, 
 ■ Home 
 ■ Away 
 N Neutral

Average RPI Win:	249	WON-LOST	WINNING	LAST 10	STRENGTH OF	OPP. STRENGTH	TEAM	ADJ.	CONF.	ADJ CONF.
Average RPI Loss:	141	RECORD	PCT. RANK	GAMES	SCHEDULE	OF SCHEDULE	RPI	RPI	RPI	RPI
DIV. I ONLY	4- 20	323	2- 8	139	156	290	290	12	12	
DIV. I NON-CONF.	2- 9	296	0- 0	271	225	334	334	10	10	
TOTALS	RPI 1-25	RPI 26-50	W-L RECORDS	RPI 51-100	RPI 101-150	RPI 150+				
4- 20	0- 0	0- 3	OVERALL	0- 5	1- 2	3- 10				
3- 10	0- 0	0- 1	HOME	0- 4	1- 2	2- 3				
1- 10	0- 0	0- 0	AWAY	0- 0	0- 0	1- 2				
0- 0	0- 0	0- 0	NEUTRAL	0- 0	0- 0	0- 0				
2- 9	0- 0	0- 1	NON-CONFERENCE	0- 2	0- 1	2- 5				
2- 5	0- 0	0- 0	HOME	0- 2	0- 1	2- 2				
0- 4	0- 0	0- 1	AWAY	0- 0	0- 0	0- 3				
0- 0	0- 0	0- 0	NEUTRAL	0- 0	0- 0	0- 0				
2- 11	0- 0	0- 2	CONFERENCE	0- 3	1- 1	1- 5				
1- 5	0- 0	0- 1	HOME	0- 2	1- 1	0- 1				
1- 6	0- 0	0- 1	AWAY	0- 1	0- 0	1- 4				
0- 0	0- 0	0- 0	NEUTRAL	0- 0	0- 0	0- 0				

RPI 1-25	RPI 26-50	RPI 51-100	RPI 101+	Team's RPI: 290
RPI S Opponent Score	RPI S Opponent Score	RPI S Opponent Score	RPI S Opponent Score	
	30  UTEP 52  70	54  Western Ky. 69  71	123  Wake Forest 53  57	
	30  UTEP 57  69	66  FGCU 53  81	139  Marshall 58  65	
	32  Miami (FL) 55  83	71  Middle Tenn. 62  85	144  UAB 72 61	
		86  Marquette 83  95	151  Jacksonville 44  80	
		90  Charlotte 74  87	153  Southern Miss. 55  82	
			161  Old Dominion 49  84	
			171  Fla. Atlantic 82  87	
			174  Louisiana Tech 63  82	
			193  Rhode Island 50  68	
			241  UTSA 59 54	
			241  UTSA 52  63	
			268  UCF 72  89	
			293  Cleveland St. 57  64	
			299  Florida A&M 81 65	
			301  Wichita St. 62  76	
			312  UMass Lowell 71 68	
LAST 12 Division I GAMES:				
241  UTSA 59 54	30  UTEP 57  69			
30  UTEP 52  70	241  UTSA 52  63			
71  Middle Tenn. 62  85	153  Southern Miss. 55  82			
144  UAB 72 61	174  Louisiana Tech 63  82			
161  Old Dominion 49  84	139  Marshall 58  65			
90  Charlotte 74  87	54  Western Ky. 69  71			

Non-Div I Games:

FIU

Loss, Non-Conf, S Site, Home Away N Neutral

## Fairfield

Through Games Of Feb. 13, 2016

Average RPI Win:	258	WON-LOST	WINNING	LAST 10	STRENGTH OF	OPP. STRENGTH	TEAM	ADJ.	CONF.	ADJ CONF.
Average RPI Loss:	158	RECORD	PCT. RANK	GAMES	SCHEDULE	OF SCHEDULE	RPI	RPI	RPI	RPI
DIV. I ONLY	14- 10	124	8- 2	291	253	220	220	23	23	
DIV. I NON-CONF.	5- 4	138	0- 0	137	237	159	159	24	24	
TOTALS	RPI 1-25	RPI 26-50	W-L RECORDS	RPI 51-100	RPI 101-150	RPI 150+				
14- 10	0- 0	0- 1	OVERALL	0- 2	1- 2	13- 5				
9- 6	0- 0	0- 0	HOME	0- 2	1- 2	8- 2				
5- 4	0- 0	0- 1	AWAY	0- 0	0- 0	5- 3				
0- 0	0- 0	0- 0	NEUTRAL	0- 0	0- 0	0- 0				
5- 4	0- 0	0- 1	NON-CONFERENCE	0- 2	1- 0	4- 1				
4- 2	0- 0	0- 0	HOME	0- 2	1- 0	3- 0				
1- 2	0- 0	0- 1	AWAY	0- 0	0- 0	1- 1				
0- 0	0- 0	0- 0	NEUTRAL	0- 0	0- 0	0- 0				
9- 6	0- 0	0- 0	CONFERENCE	0- 0	0- 2	9- 4				
5- 4	0- 0	0- 0	HOME	0- 0	0- 2	5- 2				
4- 2	0- 0	0- 0	AWAY	0- 0	0- 0	4- 2				
0- 0	0- 0	0- 0	NEUTRAL	0- 0	0- 0	0- 0				

RPI 1-25				RPI 26-50				RPI 51-100				RPI 101+				Team's RPI: 220	
RPI	S	Opponent	Score	RPI	S	Opponent	Score	RPI	S	Opponent	Score	RPI	S	Opponent	Score		
				44	A	St. John's (NY)	54 73	52	H	Albany (NY)	50 62	110	H	Quinnipiac	55 64		
								65	H	Hofstra	53 67	114	H	Iona	46 56		
												117	H	Harvard	67 50		
												154	A	Cornell	35 59		
												179	H	Marist	57 72		
												216	H	Siena	67 55		
												218	A	Canisius	51 50		
												218	H	Canisius	52 48		
												232	A	Manhattan	59 57		
												232	H	Manhattan	55 70		
												253	H	Sacred Heart	61 50		
												259	A	Loyola Maryland	71 45		
												275	A	Monmouth	68 60		
												279	H	La Salle	62 59		
												292	A	Niagara	55 56		
												292	H	Niagara	61 43		
												294	A	Rider	55 39		
												294	H	Rider	63 56		
												328	H	IPFW	74 62		
												333	A	Saint Peter's	46 56		
												333	H	Saint Peter's	76 49		
LAST 12 Division I GAMES:																	
				333	H	Saint Peter's	76 49	110	H	Quinnipiac	55 64						
				216	H	Siena	67 55	232	A	Manhattan	59 57						
				292	H	Niagara	61 43	294	A	Rider	55 39						
				275	A	Monmouth	68 60	333	A	Saint Peter's	46 56						
				294	H	Rider	63 56	232	H	Manhattan	55 70						
				218	H	Canisius	52 48	292	A	Niagara	55 56						

Non-Div I Games:

Fairfield

■ Loss, 
 ■ Non-Conf, 
 ■ S Site, 
 ■ H Home 
 ■ A Away 
 N Neutral

Average RPI Win:	285	WON-LOST	WINNING	LAST 10	STRENGTH OF	OPP. STRENGTH	TEAM	ADJ.	CONF.	ADJ CONF.
Average RPI Loss:	210	RECORD	PCT. RANK	GAMES	SCHEDULE	OF SCHEDULE	RPI	RPI	RPI	RPI
DIV. I ONLY	10- 16	241	6- 4	310	338	303	303	31	31	
DIV. I NON-CONF.	3- 10	277	0- 1	242	243	312	312	32	32	
TOTALS	RPI 1-25	RPI 26-50	W-L RECORDS	RPI 51-100	RPI 101-150	RPI 150+				
10- 16	0- 0	0- 1	OVERALL	0- 1	0- 2	10- 12				
7- 7	0- 0	0- 0	HOME	0- 0	0- 0	7- 7				
2- 7	0- 0	0- 1	AWAY	0- 1	0- 1	2- 4				
1- 2	0- 0	0- 0	NEUTRAL	0- 0	0- 1	1- 1				
3- 10	0- 0	0- 1	NON-CONFERENCE	0- 1	0- 2	3- 6				
2- 5	0- 0	0- 0	HOME	0- 0	0- 0	2- 5				
0- 3	0- 0	0- 1	AWAY	0- 1	0- 1	0- 0				
1- 2	0- 0	0- 0	NEUTRAL	0- 0	0- 1	1- 1				
7- 6	0- 0	0- 0	CONFERENCE	0- 0	0- 0	7- 6				
5- 2	0- 0	0- 0	HOME	0- 0	0- 0	5- 2				
2- 4	0- 0	0- 0	AWAY	0- 0	0- 0	2- 4				
0- 0	0- 0	0- 0	NEUTRAL	0- 0	0- 0	0- 0				

RPI 1-25			RPI 26-50			RPI 51-100			RPI 101+			Team's RPI: 303
RPI	S	Opponent	Score	RPI	S	Opponent	Score	RPI	S	Opponent	Score	
				34	A	West Virginia	42 91	94	A	Bucknell	62 72	
										106	A	North Carolina 46 64
										114	N	Iona 54 77
										157	N	Yale 58 77
										192	H	Brown 48 63
										195	A	Robert Morris 83 68
										195	H	Robert Morris 60 52
										216	H	Siena 65 81
										219	H	Columbia 83 87
										225	H	Bryant 41 70
										229	N	Grand Canyon 74 68
										232	H	Manhattan 78 85
										253	A	Sacred Heart 61 72
										272	A	Saint Francis (PA) 67 87
										272	H	Saint Francis (PA) 73 72
										275	H	Monmouth 81 75
										276	H	Central Conn. St. 75 78
										312	H	UMass Lowell 67 78
										320	A	LIU Brooklyn 62 65
										320	H	LIU Brooklyn 75 58
										333	H	Saint Peter's 73 52
										339	H	Mt. St. Mary's 66 53
										343	A	Wagner 73 57
										345	A	St. Francis Brooklyn 78 88
										345	H	St. Francis Brooklyn 65 61
LAST 12 Division I GAMES:												
				195	H	Robert Morris	60 52	339	H	Mt. St. Mary's	66 53	
				345	A	St. Francis Brooklyn	78 88	272	A	Saint Francis (PA)	67 87	
				343	A	Wagner	73 57	195	A	Robert Morris	83 68	
				272	H	Saint Francis (PA)	73 72	276	H	Central Conn. St.	75 78	
				320	A	LIU Brooklyn	62 65	253	A	Sacred Heart	61 72	
				320	H	LIU Brooklyn	75 58	219	H	Columbia	83 87	

Non-Div I Games:

Fairleigh Dickinson

■ Loss, 
 ■ Non-Conf, 
 ■ S Site, 
 ■ H Home 
 ■ A Away 
 N Neutral

Fla. Atlantic

Through Games Of Feb. 13, 2016

Average RPI Win:	214	WON-LOST	WINNING	LAST 10	STRENGTH OF	OPP. STRENGTH	TEAM	ADJ.	CONF.	ADJ CONF.
Average RPI Loss:	114	RECORD	PCT. RANK	GAMES	SCHEDULE	OF SCHEDULE	RPI	RPI	RPI	RPI
DIV. I ONLY	10- 13	206	1- 9	68	199	171	171	12	12	
DIV. I NON-CONF.	7- 3	91	0- 0	65	323	83	83	10	10	
TOTALS	RPI 1-25	RPI 26-50	W-L RECORDS	RPI 51-100	RPI 101-150	RPI 150+				
10- 13	0- 0	0- 3	OVERALL	1- 4	2- 1	7- 5				
8- 5	0- 0	0- 1	HOME	0- 3	2- 1	6- 0				
1- 8	0- 0	0- 2	AWAY	1- 1	0- 0	0- 5				
1- 0	0- 0	0- 0	NEUTRAL	0- 0	0- 0	1- 0				
7- 3	0- 0	0- 1	NON-CONFERENCE	1- 1	1- 0	5- 1				
5- 1	0- 0	0- 0	HOME	0- 1	1- 0	4- 0				
1- 2	0- 0	0- 1	AWAY	1- 0	0- 0	0- 1				
1- 0	0- 0	0- 0	NEUTRAL	0- 0	0- 0	1- 0				
3- 10	0- 0	0- 2	CONFERENCE	0- 3	1- 1	2- 4				
3- 4	0- 0	0- 1	HOME	0- 2	1- 1	2- 0				
0- 6	0- 0	0- 1	AWAY	0- 1	0- 0	0- 4				
0- 0	0- 0	0- 0	NEUTRAL	0- 0	0- 0	0- 0				

RPI S	Opponent	Score	RPI S	Opponent	Score	RPI S	Opponent	Score	RPI S	Opponent	Score	Team's RPI: 171
30	A UTEP	47 75	30	H UTEP	66 78	54	H Western Ky.	62 81	118	H Akron	91 77	
49	A Kansas St.	53 102				66	A FGCU	62 55	139	H Marshall	84 73	
						71	H Middle Tenn.	73 83	144	H UAB	62 67	
						80	H South Dakota	53 76	153	A Southern Miss.	80 89	
						90	A Charlotte	79 85	161	A Old Dominion	45 85	
									174	A Louisiana Tech	62 65	
									182	H Milwaukee	71 67	
									208	A Montana	69 83	
									241	A UTSA	54 57	
									241	H UTSA	64 51	
									252	H Bethune-Cookman	82 60	
									263	H Miami (OH)	68 65	
									263	N Tennessee St.	69 64	
									290	H FIU	87 82	
									321	H Delaware St.	83 55	
LAST 12 Division I GAMES:												
30	A UTEP	47 75	241	H UTSA	64 51							
241	A UTSA	54 57	30	H UTEP	66 78							
144	H UAB	62 67	174	A Louisiana Tech	62 65							
71	H Middle Tenn.	73 83	153	A Southern Miss.	80 89							
90	A Charlotte	79 85	54	H Western Ky.	62 81							
161	A Old Dominion	45 85	139	H Marshall	84 73							

Non-Div I Games: Keiser 74 52

Fla. Atlantic

Loss, Non-Conf, S Site, H Home A Away N Neutral

Average RPI Win:	139	WON-LOST	WINNING	LAST 10	STRENGTH OF	OPP. STRENGTH	TEAM	ADJ.	CONF.	ADJ CONF.
Average RPI Loss:	29	RECORD	PCT. RANK	GAMES	SCHEDULE	OF SCHEDULE	RPI	RPI	RPI	RPI
DIV. I ONLY	19- 5	35	7- 3	51	26	19	19	2	2	
DIV. I NON-CONF.	12- 1	9	1- 0	148	98	19	19	2	2	
TOTALS	RPI 1-25	RPI 26-50	W-L RECORDS	RPI 51-100	RPI 101-150	RPI 150+				
19- 5	4- 2	2- 2	OVERALL	1- 1	4- 0	8- 0				
11- 2	3- 1	2- 1	HOME	0- 0	2- 0	4- 0				
6- 3	1- 1	0- 1	AWAY	0- 1	2- 0	3- 0				
2- 0	0- 0	0- 0	NEUTRAL	1- 0	0- 0	1- 0				
12- 1	1- 0	2- 0	NON-CONFERENCE	1- 1	1- 0	7- 0				
7- 0	1- 0	2- 0	HOME	0- 0	0- 0	4- 0				
3- 1	0- 0	0- 0	AWAY	0- 1	1- 0	2- 0				
2- 0	0- 0	0- 0	NEUTRAL	1- 0	0- 0	1- 0				
7- 4	3- 2	0- 2	CONFERENCE	0- 0	3- 0	1- 0				
4- 2	2- 1	0- 1	HOME	0- 0	2- 0	0- 0				
3- 2	1- 1	0- 1	AWAY	0- 0	1- 0	1- 0				
0- 0	0- 0	0- 0	NEUTRAL	0- 0	0- 0	0- 0				

RPI	S	Opponent	Score	RPI	S	Opponent	Score	RPI	S	Opponent	Score	RPI	S	Opponent	Score
3	A	South Carolina	71 86	26	H	Georgia	61 71	62	A	Temple	91 97	120	H	LSU	53 45
13	H	Florida St.	82 72	31	A	Missouri	64 79	78	N	Ball St.	85 79	132	A	Arkansas	71 66
14	A	Tennessee	74 66	37	H	North Carolina St.	79 72					147	H	Alabama	80 72
15	H	Texas A&M	83 81	45	H	Arkansas St.	76 72					148	A	Wisconsin	91 75
22	H	Kentucky	85 79									160	A	Ole Miss	85 65
23	H	Mississippi St.	70 76									175	A	Colorado	83 61
												195	H	Robert Morris	79 52
												206	A	South Ala.	72 60
												268	N	UCF	93 79
												272	H	Saint Francis (PA)	122 65
												297	H	Kennesaw St.	84 57
												300	H	Savannah St.	99 34
LAST 12 Division I GAMES:															
3	A	South Carolina	71 86	120	H	LSU	53 45								
15	H	Texas A&M	83 81	26	H	Georgia	61 71								
22	H	Kentucky	85 79	160	A	Ole Miss	85 65								
132	A	Arkansas	71 66	14	A	Tennessee	74 66								
31	A	Missouri	64 79	23	H	Mississippi St.	70 76								
147	H	Alabama	80 72	268	N	UCF	93 79								

Non-Div I Games:

Florida

■ Loss, 
 ■ Non-Conf, S Site, 
 ■ Home 
 ■ Away 
 N Neutral

Average RPI Win:	282	WON-LOST	WINNING	LAST 10	STRENGTH OF	OPP. STRENGTH	TEAM	ADJ.	CONF.	ADJ CONF.
Average RPI Loss:	224	RECORD	PCT. RANK	GAMES	SCHEDULE	OF SCHEDULE	RPI	RPI	RPI	RPI
DIV. I ONLY	10- 11	191	5- 4	348	278	299	299	30	30	
DIV. I NON-CONF.	4- 7	222	1- 1	343	135	311	311	30	30	
TOTALS	RPI 1-25	RPI 26-50	W-L RECORDS	RPI 51-100	RPI 101-150	RPI 150+				
10- 11	0- 0	0- 1	OVERALL	0- 0	0- 2	10- 8				
5- 4	0- 0	0- 0	HOME	0- 0	0- 1	5- 3				
3- 6	0- 0	0- 1	AWAY	0- 0	0- 1	3- 4				
2- 1	0- 0	0- 0	NEUTRAL	0- 0	0- 0	2- 1				
4- 7	0- 0	0- 1	NON-CONFERENCE	0- 0	0- 2	4- 4				
1- 2	0- 0	0- 0	HOME	0- 0	0- 1	1- 1				
1- 4	0- 0	0- 1	AWAY	0- 0	0- 1	1- 2				
2- 1	0- 0	0- 0	NEUTRAL	0- 0	0- 0	2- 1				
6- 4	0- 0	0- 0	CONFERENCE	0- 0	0- 0	6- 4				
4- 2	0- 0	0- 0	HOME	0- 0	0- 0	4- 2				
2- 2	0- 0	0- 0	AWAY	0- 0	0- 0	2- 2				
0- 0	0- 0	0- 0	NEUTRAL	0- 0	0- 0	0- 0				

RPI 1-25			RPI 26-50			RPI 51-100			RPI 101+ Team's RPI: 299		
RPI	S	Opponent	Score	RPI	S	Opponent	Score	RPI	S	Opponent	Score
				38	A	Southern California	45 88				
								106	A	North Carolina	58 94
								119	H	Mercer	50 54
								163	A	Hampton	66 59
								189	N	UC Davis	61 58
								217	H	Morgan St.	62 67
								240	A	Clemson	77 68
								252	A	Bethune-Cookman	60 67
								266	A	N.C. A&T	51 80
								268	A	UCF	55 93
								273	H	Coppin St.	79 73
								290	A	FIU	65 81
								297	H	Kennesaw St.	69 67
								298	N	Western Caro.	53 69
								300	H	Savannah St.	59 38
								306	H	Southeastern La.	57 62
								309	H	South Carolina St.	62 68
								321	H	Delaware St.	86 56
								340	N	New Orleans	71 60
								346	A	Norfolk St.	83 67
								348	H	N.C. Central	55 45
LAST 12 Division I GAMES:											
266	A	N.C. A&T	51 80	163	A	Hampton	66 59				
321	H	Delaware St.	86 56	346	A	Norfolk St.	83 67				
348	H	N.C. Central	55 45	119	H	Mercer	50 54				
252	A	Bethune-Cookman	60 67	300	H	Savannah St.	59 38				
273	H	Coppin St.	79 73	240	A	Clemson	77 68				
217	H	Morgan St.	62 67	189	N	UC Davis	61 58				

Non-Div I Games: Clark Atlanta 98 88 Fla. Memorial 66 62

Florida A&M

Loss, Non-Conf, S Site, H Home A Away N Neutral



Average RPI Win:	147	WON-LOST	WINNING	LAST 10	STRENGTH OF	OPP. STRENGTH	TEAM	ADJ.	CONF.	ADJ CONF.
Average RPI Loss:	12	RECORD	PCT. RANK	GAMES	SCHEDULE	OF SCHEDULE	RPI	RPI	RPI	RPI
DIV. I ONLY	20- 4	24	10- 0	52	60	13	13	5	5	
DIV. I NON-CONF.	10- 3	61	1- 0	27	109	21	21	5	5	
TOTALS	RPI 1-25	RPI 26-50	W-L RECORDS	RPI 51-100	RPI 101-150	RPI 150+				
20- 4	0- 4	3- 0	OVERALL	4- 0	6- 0	7- 0				
13- 0	0- 0	1- 0	HOME	4- 0	4- 0	4- 0				
6- 3	0- 3	2- 0	AWAY	0- 0	2- 0	2- 0				
1- 1	0- 1	0- 0	NEUTRAL	0- 0	0- 0	1- 0				
10- 3	0- 3	1- 0	NON-CONFERENCE	2- 0	2- 0	5- 0				
8- 0	0- 0	1- 0	HOME	2- 0	2- 0	3- 0				
1- 2	0- 2	0- 0	AWAY	0- 0	0- 0	1- 0				
1- 1	0- 1	0- 0	NEUTRAL	0- 0	0- 0	1- 0				
10- 1	0- 1	2- 0	CONFERENCE	2- 0	4- 0	2- 0				
5- 0	0- 0	0- 0	HOME	2- 0	2- 0	1- 0				
5- 1	0- 1	2- 0	AWAY	0- 0	2- 0	1- 0				
0- 0	0- 0	0- 0	NEUTRAL	0- 0	0- 0	0- 0				

RPI 1-25				Team's RPI: 13		RPI 26-50				RPI 51-100				RPI 101+			
RPI	S	Opponent	Score	RPI	S	Opponent	Score	RPI	S	Opponent	Score	RPI	S	Opponent	Score		
2	N	UConn	49 73	32	A	Miami (FL)	69 58	62	H	Temple	75 47	101	H	Virginia	70 48		
9	A	Arizona St.	56 68	40	H	Rutgers	65 43	79	H	Georgia Tech	75 69	107	H	Boston College	75 42		
18	A	Louisville	69 79	47	A	Duke	69 53	82	H	Tulane	78 72	119	H	Mercer	79 36		
19	A	Florida	72 82					96	H	Virginia Tech	68 50	123	A	Wake Forest	96 55		
												144	H	UAB	84 44		
												145	A	Pittsburgh	66 55		
												151	H	Jacksonville	77 60		
												233	N	Sam Houston St.	94 37		
												240	A	Clemson	85 40		
												240	H	Clemson	75 56		
												267	H	Murray St.	101 59		
												313	H	North Florida	80 28		
												320	A	LIU Brooklyn	78 42		
LAST 12 Division I GAMES:																	
				47	A	Duke	69 53	145	A	Pittsburgh	66 55						
				240	H	Clemson	75 56	240	A	Clemson	85 40						
				96	H	Virginia Tech	68 50	79	H	Georgia Tech	75 69						
				123	A	Wake Forest	96 55	107	H	Boston College	75 42						
				32	A	Miami (FL)	69 58	18	A	Louisville	69 79						
				101	H	Virginia	70 48	151	H	Jacksonville	77 60						

Non-Div I Games:

Florida St.

■ Loss, 
 ■ Non-Conf, 
 ■ S Site, 
 ■ H Home 
 ■ A Away 
 N Neutral

Average RPI Win:	220	WON-LOST	WINNING	LAST 10	STRENGTH OF	OPP. STRENGTH	TEAM	ADJ.	CONF.	ADJ CONF.
Average RPI Loss:	83	RECORD	PCT. RANK	GAMES	SCHEDULE	OF SCHEDULE	RPI	RPI	RPI	RPI
DIV. I ONLY	12- 13	184	6- 4	123	93	165	165	7	7	
DIV. I NON-CONF.	5- 8	209	0- 0	165	146	229	229	8	8	
TOTALS	RPI 1-25	RPI 26-50	W-L RECORDS	RPI 51-100	RPI 101-150	RPI 150+				
12- 13	0- 2	1- 3	OVERALL	1- 4	0- 2	10- 2				
10- 3	0- 0	1- 0	HOME	1- 2	0- 0	8- 1				
2- 8	0- 0	0- 2	AWAY	0- 1	0- 0	2- 0				
0- 2	0- 1	0- 0	NEUTRAL	0- 0	0- 1	0- 0				
5- 8	0- 1	0- 2	NON-CONFERENCE	0- 2	0- 2	5- 1				
4- 3	0- 0	0- 0	HOME	0- 2	0- 0	4- 1				
1- 3	0- 0	0- 2	AWAY	0- 0	0- 1	1- 0				
0- 2	0- 1	0- 0	NEUTRAL	0- 0	0- 1	0- 0				
7- 5	0- 1	1- 1	CONFERENCE	1- 2	0- 0	5- 1				
6- 0	0- 0	1- 0	HOME	1- 0	0- 0	4- 0				
1- 5	0- 1	0- 1	AWAY	0- 2	0- 0	1- 1				
0- 0	0- 0	0- 0	NEUTRAL	0- 0	0- 0	0- 0				

RPI 1-25				RPI 26-50				RPI 51-100				RPI 101+ Team's RPI: 165			
RPI	S	Opponent	Score	RPI	S	Opponent	Score	RPI	S	Opponent	Score	RPI	S	Opponent	Score
21	A	Duquesne	40 55	33	H	George Washington	76 69	62	H	Temple	44 57	131	A	Penn St.	59 75
24	N	Syracuse	54 76	35	A	Seton Hall	54 66	64	H	Vanderbilt	40 53	133	N	Texas Tech	48 62
				39	A	St. Bonaventure	41 55	89	A	Saint Joseph's	51 61	155	A	Davidson	51 69
				41	A	Princeton	44 55	89	H	Saint Joseph's	47 40	155	H	Davidson	51 40
								97	A	VCU	51 61	164	H	George Mason	66 54
												184	H	Delaware	48 55
												193	H	Rhode Island	50 42
												232	A	Manhattan	60 49
												238	A	Massachusetts	60 55
												276	H	Central Conn. St.	63 48
												279	H	La Salle	54 44
												321	H	Delaware St.	74 58
												326	H	A&M-Corpus Christi	67 49
												331	H	Lafayette	61 49
LAST 12 Division I GAMES:															
279	H	La Salle	54 44	155	A	Davidson	51 69								
89	A	Saint Joseph's	51 61	89	H	Saint Joseph's	47 40								
238	A	Massachusetts	60 55	164	H	George Mason	66 54								
33	H	George Washington	76 69	21	A	Duquesne	40 55								
193	H	Rhode Island	50 42	39	A	St. Bonaventure	41 55								
97	A	VCU	51 61	155	H	Davidson	51 40								

Non-Div I Games:

Fordham

■ Loss, 
 ■ Non-Conf, 
 S Site, 
 ■ Home 
 ■ Away 
 N Neutral

Average RPI Win: <b>224</b>	WON-LOST	WINNING	LAST 10	STRENGTH OF	OPP. STRENGTH	TEAM	ADJ.	CONF.	ADJ CONF.
Average RPI Loss: <b>109</b>	RECORD	PCT. RANK	GAMES	SCHEDULE	OF SCHEDULE	RPI	RPI	RPI	RPI
DIV. I ONLY	11- 9	145	8- 2	159	150	142	142	19	19
DIV. I NON-CONF.	2- 7	280	0- 1	24	63	191	191	20	20
TOTALS	RPI 1-25	RPI 26-50	W-L RECORDS	RPI 51-100	RPI 101-150	RPI 150+			
11- 9	0- 0	0- 2	OVERALL	0- 4	1- 0	10- 3			
5- 4	0- 0	0- 2	HOME	0- 1	1- 0	4- 1			
5- 5	0- 0	0- 0	AWAY	0- 3	0- 0	5- 2			
1- 0	0- 0	0- 0	NEUTRAL	0- 0	0- 0	1- 0			
2- 7	0- 0	0- 2	NON-CONFERENCE	0- 4	0- 0	2- 1			
1- 3	0- 0	0- 2	HOME	0- 1	0- 0	1- 0			
0- 4	0- 0	0- 0	AWAY	0- 3	0- 0	0- 1			
1- 0	0- 0	0- 0	NEUTRAL	0- 0	0- 0	1- 0			
9- 2	0- 0	0- 0	CONFERENCE	0- 0	1- 0	8- 2			
4- 1	0- 0	0- 0	HOME	0- 0	1- 0	3- 1			
5- 1	0- 0	0- 0	AWAY	0- 0	0- 0	5- 1			
0- 0	0- 0	0- 0	NEUTRAL	0- 0	0- 0	0- 0			

RPI 1-25				RPI 26-50				RPI 51-100				RPI 101+				Team's RPI: 142	
RPI	S	Opponent	Score	RPI	S	Opponent	Score	RPI	S	Opponent	Score	RPI	S	Opponent	Score		
				28	H	Washington	79 89	59	A	St. Mary's (CA)	81 83	138	H	Boise St.	62 57		
				33	H	George Washington	53 61	67	A	UC Riverside	68 86	181	A	UNLV	57 52		
								70	A	Utah	63 78	181	H	UNLV	58 54		
								84	H	San Diego	68 72	186	N	Northeastern	69 55		
												187	A	New Mexico	69 65		
												194	A	San Jose St.	59 54		
												194	H	San Jose St.	64 66		
												198	A	Cal Poly	60 64		
												234	A	Wyoming	49 42		
												245	H	CSU Bakersfield	57 52		
												246	A	San Diego St.	54 65		
												246	H	San Diego St.	54 49		
												329	A	Nevada	67 59		
												342	H	Air Force	70 46		
LAST 12 Division I GAMES:																	
				246	A	San Diego St.	54 65	194	A	San Jose St.	59 54						
				181	A	UNLV	57 52	138	H	Boise St.	62 57						
				194	H	San Jose St.	64 66	329	A	Nevada	67 59						
				234	A	Wyoming	49 42	187	A	New Mexico	69 65						
				342	H	Air Force	70 46	181	H	UNLV	58 54						
				246	H	San Diego St.	54 49	70	A	Utah	63 78						

Non-Div I Games: Fresno Pacific 78 33 Stanislaus St. 72 49

Fresno St.

■ Loss, 
 ■ Non-Conf, S Site, 
 ■ Home 
 ■ Away 
 N Neutral

Average RPI Win: <b>263</b>	WON-LOST	WINNING	LAST 10	STRENGTH OF	OPP. STRENGTH	TEAM	ADJ.	CONF.	ADJ CONF.
Average RPI Loss: <b>129</b>	RECORD	PCT. RANK	GAMES	SCHEDULE	OF SCHEDULE	RPI	RPI	RPI	RPI
DIV. I ONLY	10- 13	206	5- 5	215	220	211	211	17	17
DIV. I NON-CONF.	5- 8	209	0- 1	232	271	226	226	16	16
TOTALS	RPI 1-25	RPI 26-50	W-L RECORDS	RPI 51-100	RPI 101-150	RPI 150+			
10- 13	0- 0	0- 1	OVERALL	0- 5	1- 4	9- 3			
5- 5	0- 0	0- 0	HOME	0- 2	1- 2	4- 1			
5- 8	0- 0	0- 0	AWAY	0- 1	0- 1	5- 0			
0- 0	0- 0	0- 0	NEUTRAL	0- 0	0- 0	0- 0			
5- 8	0- 0	0- 1	NON-CONFERENCE	0- 3	0- 1	5- 3			
3- 2	0- 0	0- 0	HOME	0- 1	0- 0	3- 1			
2- 6	0- 0	0- 1	AWAY	0- 2	0- 1	2- 2			
0- 0	0- 0	0- 0	NEUTRAL	0- 0	0- 0	0- 0			
5- 5	0- 0	0- 0	CONFERENCE	0- 2	1- 3	4- 0			
2- 3	0- 0	0- 0	HOME	0- 1	1- 2	1- 0			
3- 2	0- 0	0- 0	AWAY	0- 1	0- 1	3- 0			
0- 0	0- 0	0- 0	NEUTRAL	0- 0	0- 0	0- 0			

RPI S	Opponent	Score	RPI S	Opponent	Score	RPI S	Opponent	Score	RPI S	Opponent	Score	Team's RPI: 211
26	A Georgia	39 77	60	A Chattanooga	46 61	119	H Mercer	50 61				
			60	H Chattanooga	50 56	122	H Samford	45 58				
			72	H Elon	55 65	126	A UNC Asheville	71 84				
			96	A Virginia Tech	30 59	140	A ETSU	64 68				
			97	A VCU	45 67	140	H ETSU	81 77				
						155	H Davidson	51 69				
						205	A USC Upstate	75 63				
						226	A Richmond	69 62				
						240	H Clemson	70 49				
						255	A Appalachian St.	78 92				
						291	A UNCG	75 59				
						298	A Western Caro.	83 76				
						307	A Wofford	70 61				
						307	H Wofford	70 64				
						309	H South Carolina St.	59 46				
						311	H Winthrop	71 52				
						348	A N.C. Central	61 66				
LAST 12 Division I GAMES:												
307	H Wofford	70 64	298	A Western Caro.	83 76							
140	A ETSU	64 68	307	A Wofford	70 61							
60	A Chattanooga	46 61	60	H Chattanooga	50 56							
119	H Mercer	50 61	140	H ETSU	81 77							
122	H Samford	45 58	348	A N.C. Central	61 66							
291	A UNCG	75 59	96	A Virginia Tech	30 59							

Non-Div I Games: Converse 89 52 North Greenville 69 39

Furman

Loss, Non-Conf, S Site, H Home A Away N Neutral

## Ga. Southern

Through Games Of Feb. 13, 2016

Average RPI Win:	262	WON-LOST	WINNING	LAST 10	STRENGTH OF	OPP. STRENGTH	TEAM	ADJ.	CONF.	ADJ CONF.
Average RPI Loss:	174	RECORD	PCT. RANK	GAMES	SCHEDULE	OF SCHEDULE	RPI	RPI	RPI	RPI
DIV. I ONLY	7- 16	273	3- 7	230	266	277	277	16	16	
DIV. I NON-CONF.	3- 6	234	0- 0	226	346	272	272	14	14	
TOTALS	RPI 1-25	RPI 26-50	W-L RECORDS	RPI 51-100	RPI 101-150	RPI 150+				
7- 16	0- 0	0- 2	OVERALL	0- 0	0- 4	7- 10				
4- 6	0- 0	0- 0	HOME	0- 0	0- 1	4- 5				
3- 9	0- 0	0- 2	AWAY	0- 0	0- 3	3- 4				
0- 1	0- 0	0- 0	NEUTRAL	0- 0	0- 0	0- 1				
3- 6	0- 0	0- 1	NON-CONFERENCE	0- 0	0- 1	3- 4				
2- 2	0- 0	0- 0	HOME	0- 0	0- 0	2- 2				
1- 3	0- 0	0- 1	AWAY	0- 0	0- 1	1- 1				
0- 1	0- 0	0- 0	NEUTRAL	0- 0	0- 0	0- 1				
4- 10	0- 0	0- 1	CONFERENCE	0- 0	0- 3	4- 6				
2- 4	0- 0	0- 0	HOME	0- 0	0- 1	2- 3				
2- 6	0- 0	0- 1	AWAY	0- 0	0- 2	2- 3				
0- 0	0- 0	0- 0	NEUTRAL	0- 0	0- 0	0- 0				

RPI 1-25			RPI 26-50			RPI 51-100			RPI 101+ Team's RPI: 277		
RPI	S	Opponent	Score	RPI	S	Opponent	Score	RPI	S	Opponent	Score
				26	A	Georgia	28 75	119	A	Mercer	50 62
				45	A	Arkansas St.	54 77	137	A	Little Rock	36 69
								146	A	UT Arlington	31 70
								146	H	UT Arlington	41 53
								152	H	La.-Lafayette	39 56
								178	A	Troy	68 84
								178	H	Troy	66 81
								180	A	Stetson	57 79
								195	H	Robert Morris	49 64
								206	A	South Ala.	45 48
								206	H	South Ala.	57 43
								209	A	Texas St.	56 61
								209	H	Texas St.	78 64
								252	N	Bethune-Cookman	49 65
								255	A	Appalachian St.	65 50
								270	A	Georgia St.	61 50
								283	H	Jacksonville St.	60 56
								284	H	La.-Monroe	49 50
								300	A	Savannah St.	64 48
								308	H	Charleston So.	64 51
								335	H	Lipscomb	55 66
LAST 12 Division I GAMES:											
206	A	South Ala.	45 48	255	A	Appalachian St.	65 50				
178	A	Troy	68 84	270	A	Georgia St.	61 50				
209	H	Texas St.	78 64	284	H	La.-Monroe	49 50				
146	H	UT Arlington	41 53	152	H	La.-Lafayette	39 56				
45	A	Arkansas St.	54 77	178	H	Troy	66 81				
137	A	Little Rock	36 69	206	H	South Ala.	57 43				

Non-Div I Games:

Ga. Southern

■ Loss, 
 ■ Non-Conf, 
 ■ S Site, 
 ■ Home 
 ■ A Away 
 N Neutral

Average RPI Win:	244	WON-LOST	WINNING	LAST 10	STRENGTH OF	OPP. STRENGTH	TEAM	ADJ.	CONF.	ADJ CONF.
Average RPI Loss:	186	RECORD	PCT. RANK	GAMES	SCHEDULE	OF SCHEDULE	RPI	RPI	RPI	RPI
DIV. I ONLY	14- 9	109	7- 3	316	226	210	210	26	26	
DIV. I NON-CONF.	4- 4	160	0- 0	311	84	263	263	29	29	
TOTALS	RPI 1-25	RPI 26-50	W-L RECORDS	RPI 51-100	RPI 101-150	RPI 150+				
14- 9	0- 0	0- 0	OVERALL	1- 1	2- 2	11- 6				
10- 2	0- 0	0- 0	HOME	1- 0	0- 0	9- 2				
4- 4	0- 0	0- 0	AWAY	0- 1	2- 0	2- 3				
0- 3	0- 0	0- 0	NEUTRAL	0- 0	0- 2	0- 1				
4- 4	0- 0	0- 0	NON-CONFERENCE	0- 0	1- 2	3- 2				
3- 1	0- 0	0- 0	HOME	0- 0	0- 0	3- 1				
1- 0	0- 0	0- 0	AWAY	0- 0	1- 0	0- 0				
0- 3	0- 0	0- 0	NEUTRAL	0- 0	0- 2	0- 1				
10- 5	0- 0	0- 0	CONFERENCE	1- 1	1- 0	8- 4				
7- 1	0- 0	0- 0	HOME	1- 0	0- 0	6- 1				
3- 4	0- 0	0- 0	AWAY	0- 1	1- 0	2- 3				
0- 0	0- 0	0- 0	NEUTRAL	0- 0	0- 0	0- 0				

RPI 1-25			RPI 26-50			RPI 51-100			RPI 101+ Team's RPI: 210		
RPI	S	Opponent	Score	RPI	S	Opponent	Score	RPI	S	Opponent	Score
								99	A	Liberty	51 73
								99	H	Liberty	61 57
								106	A	North Carolina	66 65
								109	N	Arizona	60 79
								115	N	Western Mich.	44 71
								126	A	UNC Asheville	58 56
								156	N	SMU	61 69
								158	H	Pacific	77 84
								199	A	Radford	51 54
								199	H	Radford	54 50
								223	A	Presbyterian	53 60
								247	A	High Point	79 72
								247	H	High Point	82 70
								281	A	Campbell	70 35
								281	H	Campbell	68 56
								291	H	UNCG	59 57
								297	H	Kennesaw St.	70 56
								304	H	Coastal Caro.	56 59
								307	H	Wofford	64 61
								308	H	Charleston So.	63 55
								311	A	Winthrop	62 81
								311	H	Winthrop	70 52
								318	H	Longwood	67 42
LAST 12 Division I GAMES:											
247	A	High Point	79 72	199	H	Radford	54 50				
199	A	Radford	51 54	318	H	Longwood	67 42				
311	H	Winthrop	70 52	126	A	UNC Asheville	58 56				
281	H	Campbell	68 56	308	H	Charleston So.	63 55				
223	A	Presbyterian	53 60	247	H	High Point	82 70				
99	A	Liberty	51 73	281	A	Campbell	70 35				

Non-Div I Games: Montreat 84 49 Bluefield Col. 64 51

Gardner-Webb

Loss, Non-Conf, S Site, H Home A Away N Neutral

## George Mason

Through Games Of Feb. 13, 2016

Average RPI Win:	203	WON-LOST	WINNING	LAST 10	STRENGTH OF	OPP. STRENGTH	TEAM	ADJ.	CONF.	ADJ CONF.
Average RPI Loss:	93	RECORD	PCT. RANK	GAMES	SCHEDULE	OF SCHEDULE	RPI	RPI	RPI	RPI
DIV. I ONLY	11- 15	217	4- 6	103	94	164	164	7	7	
DIV. I NON-CONF.	5- 8	209	0- 0	237	116	231	231	8	8	
TOTALS	RPI 1-25	RPI 26-50	W-L RECORDS	RPI 51-100	RPI 101-150	RPI 150+				
11- 15	0- 1	0- 3	OVERALL	3- 6	0- 1	8- 4				
7- 3	0- 1	0- 0	HOME	2- 2	0- 0	5- 0				
2- 11	0- 0	0- 3	AWAY	1- 3	0- 1	1- 4				
2- 1	0- 0	0- 0	NEUTRAL	0- 1	0- 0	2- 0				
5- 8	0- 0	0- 0	NON-CONFERENCE	0- 5	0- 1	5- 2				
3- 1	0- 0	0- 0	HOME	0- 1	0- 0	3- 0				
0- 6	0- 0	0- 0	AWAY	0- 3	0- 1	0- 2				
2- 1	0- 0	0- 0	NEUTRAL	0- 1	0- 0	2- 0				
6- 7	0- 1	0- 3	CONFERENCE	3- 1	0- 0	3- 2				
4- 2	0- 1	0- 0	HOME	2- 1	0- 0	2- 0				
2- 5	0- 0	0- 3	AWAY	1- 0	0- 0	1- 2				
0- 0	0- 0	0- 0	NEUTRAL	0- 0	0- 0	0- 0				

RPI 1-25				RPI 26-50				RPI 51-100				RPI 101+ Team's RPI: 164			
RPI	S	Opponent	Score	RPI	S	Opponent	Score	RPI	S	Opponent	Score	RPI	S	Opponent	Score
21	H	Duquesne	56 72	33	A	George Washington	68 82	54	N	Western Ky.	58 84	109	A	Arizona	60 68
				39	A	St. Bonaventure	55 70	55	A	Auburn	59 88	155	A	Davidson	63 68
				50	A	Dayton	58 81	70	A	Utah	62 74	165	A	Fordham	54 66
								75	A	Saint Louis	73 63	181	A	UNLV	59 67
								75	H	Saint Louis	50 61	184	H	Delaware	90 83
								89	H	Saint Joseph's	55 41	185	N	Tulsa	64 63
								91	H	Georgetown	57 63	193	A	Rhode Island	68 65
								96	A	Virginia Tech	63 80	199	A	Radford	63 66
								97	H	VCU	70 54	238	H	Massachusetts	64 59
												265	N	Pepperdine	71 63
												279	H	La Salle	79 70
												287	H	Towson	88 76
												342	H	Air Force	69 52
LAST 12 Division I GAMES:															
193	A	Rhode Island	68 65	33	A	George Washington	68 82	97	H	VCU	70 54				
50	A	Dayton	58 81	39	A	St. Bonaventure	55 70	165	A	Fordham	54 66				
89	H	Saint Joseph's	55 41	279	H	La Salle	79 70	21	H	Duquesne	56 72				
155	A	Davidson	63 68												
238	H	Massachusetts	64 59												
75	H	Saint Louis	50 61												

Non-Div I Games:

George Mason

■ Loss, 
 ■ Non-Conf, 
 ■ S Site, 
 ■ H Home 
 ■ A Away 
 N Neutral

Average RPI Win:	153	WON-LOST	WINNING	LAST 10	STRENGTH OF	OPP. STRENGTH	TEAM	ADJ.	CONF.	ADJ CONF.
Average RPI Loss:	82	RECORD	PCT. RANK	GAMES	SCHEDULE	OF SCHEDULE	RPI	RPI	RPI	RPI
DIV. I ONLY	20- 4	24	9- 1	100	74	33	33	7	7	
DIV. I NON-CONF.	10- 3	61	1- 0	90	50	48	48	8	8	
TOTALS	RPI 1-25	RPI 26-50	W-L RECORDS	RPI 51-100	RPI 101-150	RPI 150+				
20- 4	1- 1	1- 0	OVERALL	4- 2	3- 0	11- 1				
10- 1	0- 0	0- 0	HOME	2- 1	1- 0	7- 0				
8- 2	1- 1	1- 0	AWAY	1- 0	2- 0	3- 1				
2- 1	0- 0	0- 0	NEUTRAL	1- 1	0- 0	1- 0				
10- 3	0- 1	0- 0	NON-CONFERENCE	2- 2	3- 0	5- 0				
5- 1	0- 0	0- 0	HOME	1- 1	1- 0	3- 0				
3- 1	0- 1	0- 0	AWAY	0- 0	2- 0	1- 0				
2- 1	0- 0	0- 0	NEUTRAL	1- 1	0- 0	1- 0				
10- 1	1- 0	1- 0	CONFERENCE	2- 0	0- 0	6- 1				
5- 0	0- 0	0- 0	HOME	1- 0	0- 0	4- 0				
5- 1	1- 0	1- 0	AWAY	1- 0	0- 0	2- 1				
0- 0	0- 0	0- 0	NEUTRAL	0- 0	0- 0	0- 0				

RPI 1-25				RPI 26-50				Team's RPI: 33				RPI 51-100				RPI 101+			
RPI	S	Opponent	Score	RPI	S	Opponent	Score	RPI	S	Opponent	Score	RPI	S	Opponent	Score	RPI	S	Opponent	Score
6	A	Stanford	63 84	50	A	Dayton	62 61	53	H	Villanova	78 70	112	A	Memphis	68 62				
21	A	Duquesne	70 52					57	N	Iowa	81 77	114	H	Iona	70 65				
								66	H	FGCU	60 64	142	A	Fresno St.	61 53				
								75	H	Saint Louis	89 80	155	A	Davidson	79 60				
								89	A	Saint Joseph's	70 45	164	H	George Mason	82 68				
								92	N	Wright St.	71 77	165	A	Fordham	69 76				
												166	A	Illinois	70 57				
												193	H	Rhode Island	68 52				
												207	H	Hartford	82 51				
												212	H	Grambling	85 58				
												226	A	Richmond	62 47				
												238	H	Massachusetts	67 50				
												249	H	American	78 48				
												256	N	Houston	82 78				
												279	H	La Salle	83 59				
LAST 12 Division I GAMES:																			
226	A	Richmond	62 47	21	A	Duquesne	70 52												
165	A	Fordham	69 76	279	H	La Salle	83 59												
75	H	Saint Louis	89 80	50	A	Dayton	62 61												
155	A	Davidson	79 60	193	H	Rhode Island	68 52												
164	H	George Mason	82 68	89	A	Saint Joseph's	70 45												
238	H	Massachusetts	67 50	207	H	Hartford	82 51												

Non-Div I Games:

George Washington

■ Loss, 
 ■ Non-Conf, 
 ■ S Site, 
 ■ H Home 
 ■ A Away 
 N Neutral



Average RPI Win:	173	WON-LOST	WINNING	LAST 10	STRENGTH OF	OPP. STRENGTH	TEAM	ADJ.	CONF.	ADJ CONF.
Average RPI Loss:	83	RECORD	PCT. RANK	GAMES	SCHEDULE	OF SCHEDULE	RPI	RPI	RPI	RPI
DIV. I ONLY	14- 10	124	5- 5	110	76	91	91	6	6	
DIV. I NON-CONF.	7- 3	91	0- 0	185	261	86	86	6	6	
TOTALS	RPI 1-25	RPI 26-50	W-L RECORDS	RPI 51-100	RPI 101-150	RPI 150+				
14- 10	0- 2	1- 3	OVERALL	3- 1	3- 3	7- 1				
6- 3	0- 1	0- 2	HOME	2- 0	1- 0	3- 0				
6- 7	0- 1	1- 1	AWAY	1- 1	1- 3	3- 1				
2- 0	0- 0	0- 0	NEUTRAL	0- 0	1- 0	1- 0				
7- 3	0- 0	0- 1	NON-CONFERENCE	1- 0	1- 2	5- 0				
3- 0	0- 0	0- 0	HOME	1- 0	0- 0	2- 0				
2- 3	0- 0	0- 1	AWAY	0- 0	0- 2	2- 0				
2- 0	0- 0	0- 0	NEUTRAL	0- 0	1- 0	1- 0				
7- 7	0- 2	1- 2	CONFERENCE	2- 1	2- 1	2- 1				
3- 3	0- 1	0- 2	HOME	1- 0	1- 0	1- 0				
4- 4	0- 1	1- 0	AWAY	1- 1	1- 1	1- 1				
0- 0	0- 0	0- 0	NEUTRAL	0- 0	0- 0	0- 0				

RPI 1-25				RPI 26-50				RPI 51-100 Team's RPI: 91				RPI 101+			
RPI	S	Opponent	Score	RPI	S	Opponent	Score	RPI	S	Opponent	Score	RPI	S	Opponent	Score
17	A	DePaul	53 75	35	A	Seton Hall	73 65	53	A	Villanova	57 51	110	N	Quinnipiac	80 68
17	H	DePaul	66 80	35	H	Seton Hall	75 83	86	A	Marquette	72 87	112	A	Memphis	53 57
				39	A	St. Bonaventure	54 69	86	H	Marquette	75 72	121	A	Creighton	57 44
				44	H	St. John's (NY)	60 65	96	H	Virginia Tech	73 56	121	H	Creighton	69 57
												134	A	Xavier	54 59
												147	A	Alabama	66 78
												164	A	George Mason	63 57
												184	H	Delaware	61 50
												197	A	Butler	76 82
												257	A	Providence	82 51
												257	H	Providence	63 53
												287	H	Towson	82 46
												302	A	UMES	71 60
												345	N	St. Francis Brooklyn	74 52
LAST 12 Division I GAMES:															
35	A	Seton Hall	73 65	35	H	Seton Hall	75 83								
17	H	DePaul	66 80	44	H	St. John's (NY)	60 65								
86	H	Marquette	75 72	86	A	Marquette	72 87								
121	A	Creighton	57 44	17	A	DePaul	53 75								
257	A	Providence	82 51	257	H	Providence	63 53								
53	A	Villanova	57 51	121	H	Creighton	69 57								

Non-Div I Games:

Georgetown

■ Loss, 
■ Non-Conf, 
■ S Site, 
■ H Home 
■ A Away 
N Neutral

Average RPI Win:	135	WON-LOST	WINNING	LAST 10	STRENGTH OF	OPP. STRENGTH	TEAM	ADJ.	CONF.	ADJ CONF.
Average RPI Loss:	60	RECORD	PCT. RANK	GAMES	SCHEDULE	OF SCHEDULE	RPI	RPI	RPI	RPI
DIV. I ONLY	18- 6	45	5- 0	28	66	26	26	2	2	
DIV. I NON-CONF.	12- 1	9	1- 0	99	136	16	16	2	2	
TOTALS	RPI 1-25	RPI 26-50	W-L RECORDS	RPI 51-100	RPI 101-150	RPI 150+				
18- 6	3- 3	2- 1	OVERALL	4- 0	1- 2	8- 0				
12- 3	1- 1	1- 1	HOME	2- 0	1- 1	7- 0				
5- 3	1- 2	1- 0	AWAY	2- 0	0- 1	1- 0				
1- 0	1- 0	0- 0	NEUTRAL	0- 0	0- 0	0- 0				
12- 1	1- 1	1- 0	NON-CONFERENCE	2- 0	1- 0	7- 0				
9- 0	0- 0	1- 0	HOME	1- 0	1- 0	6- 0				
2- 1	0- 1	0- 0	AWAY	1- 0	0- 0	1- 0				
1- 0	1- 0	0- 0	NEUTRAL	0- 0	0- 0	0- 0				
6- 5	2- 2	1- 1	CONFERENCE	2- 0	0- 2	1- 0				
3- 3	1- 1	0- 1	HOME	1- 0	0- 1	1- 0				
3- 2	1- 1	1- 0	AWAY	1- 0	0- 1	0- 0				
0- 0	0- 0	0- 0	NEUTRAL	0- 0	0- 0	0- 0				

RPI S	Opponent	Score	RPI S	Opponent	Score	RPI S	Opponent	Score	RPI S	Opponent	Score
12 N	BYU	66 58	31 A	Missouri	65 50	55 H	Auburn	63 30	119 H	Mercer	57 44
15 A	Texas A&M	62 73	31 H	Missouri	48 54	64 A	Vanderbilt	64 58	120 H	LSU	46 53
19 A	Florida	71 61	35 H	Seton Hall	70 52	79 H	Georgia Tech	78 66	147 A	Alabama	50 64
22 H	Kentucky	53 64				92 A	Wright St.	63 57	160 H	Ole Miss	70 56
23 H	Mississippi St.	47 43							180 H	Stetson	76 55
25 A	Michigan St.	45 66							211 H	Furman	77 39
									213 H	Cincinnati	60 42
									274 H	Tennessee Tech	81 48
									277 H	Ga. Southern	75 28
									288 A	CSUN	83 58
									297 H	Kennesaw St.	89 34
LAST 12 Division I GAMES:											
288 A	CSUN	83 58	23 H	Mississippi St.	47 43						
160 H	Ole Miss	70 56	147 A	Alabama	50 64						
31 A	Missouri	65 50	19 A	Florida	71 61						
64 A	Vanderbilt	64 58	22 H	Kentucky	53 64						
55 H	Auburn	63 30	31 H	Missouri	48 54						
120 H	LSU	46 53	15 A	Texas A&M	62 73						

Non-Div I Games:

Georgia

■ Loss, 
 ■ Non-Conf, S Site, 
 ■ Home 
 ■ Away 
 N Neutral

Average RPI Win:	250	WON-LOST	WINNING	LAST 10	STRENGTH OF	OPP. STRENGTH	TEAM	ADJ.	CONF.	ADJ CONF.
Average RPI Loss:	181	RECORD	PCT. RANK	GAMES	SCHEDULE	OF SCHEDULE	RPI	RPI	RPI	RPI
DIV. I ONLY	9- 14	235	3- 7	288	248	270	270	16	16	
DIV. I NON-CONF.	5- 4	138	0- 0	304	342	234	234	14	14	
TOTALS	RPI 1-25	RPI 26-50	W-L RECORDS	RPI 51-100	RPI 101-150	RPI 150+				
9- 14	0- 0	0- 1	OVERALL	0- 1	1- 3	8- 9				
4- 7	0- 0	0- 0	HOME	0- 1	0- 1	4- 5				
4- 7	0- 0	0- 1	AWAY	0- 0	1- 2	3- 4				
1- 0	0- 0	0- 0	NEUTRAL	0- 0	0- 0	1- 0				
5- 4	0- 0	0- 0	NON-CONFERENCE	0- 1	0- 1	5- 2				
2- 2	0- 0	0- 0	HOME	0- 1	0- 0	2- 1				
2- 2	0- 0	0- 0	AWAY	0- 0	0- 1	2- 1				
1- 0	0- 0	0- 0	NEUTRAL	0- 0	0- 0	1- 0				
4- 10	0- 0	0- 1	CONFERENCE	0- 0	1- 2	3- 7				
2- 5	0- 0	0- 0	HOME	0- 0	0- 1	2- 4				
2- 5	0- 0	0- 1	AWAY	0- 0	1- 1	1- 3				
0- 0	0- 0	0- 0	NEUTRAL	0- 0	0- 0	0- 0				

RPI 1-25			RPI 26-50			RPI 51-100			RPI 101+			Team's RPI: 270	
RPI	S	Opponent	Score	RPI	S	Opponent	Score	RPI	S	Opponent	Score		
				45	A	Arkansas St.	54 75	90	H	Charlotte	71 83		
										137	A	Little Rock	32 59
										146	A	UT Arlington	68 63
										146	H	UT Arlington	45 74
										147	A	Alabama	56 72
										152	H	La.-Lafayette	57 77
										178	A	Troy	78 89
										178	H	Troy	90 97
										180	A	Stetson	80 72
										206	A	South Ala.	45 83
										206	H	South Ala.	52 60
										209	A	Texas St.	71 80
										209	H	Texas St.	73 62
										252	N	Bethune-Cookman	68 61
										255	A	Appalachian St.	80 75
										274	A	Tennessee Tech	65 72
										277	H	Ga. Southern	50 61
										284	H	La.-Monroe	65 52
										295	H	Morehead St.	90 99
										297	A	Kennesaw St.	66 62
										313	H	North Florida	76 63
										316	H	Howard	65 58
LAST 12 Division I GAMES:													
				178	A	Troy	78 89			255	A	Appalachian St.	80 75
				206	A	South Ala.	45 83			277	H	Ga. Southern	50 61
				146	H	UT Arlington	45 74			152	H	La.-Lafayette	57 77
				209	H	Texas St.	73 62			284	H	La.-Monroe	65 52
				137	A	Little Rock	32 59			206	H	South Ala.	52 60
				45	A	Arkansas St.	54 75			178	H	Troy	90 97

Non-Div I Games:

Georgia St.

Average RPI Win:	197	WON-LOST	WINNING	LAST 10	STRENGTH OF	OPP. STRENGTH	TEAM	ADJ.	CONF.	ADJ CONF.
Average RPI Loss:	38	RECORD	PCT. RANK	GAMES	SCHEDULE	OF SCHEDULE	RPI	RPI	RPI	RPI
DIV. I ONLY	14- 11	140	4- 6	26	84	79	79	5	5	
DIV. I NON-CONF.	10- 3	61	0- 0	130	311	80	80	5	5	
TOTALS	RPI 1-25	RPI 26-50	W-L RECORDS	RPI 51-100	RPI 101-150	RPI 150+				
14- 11	0- 5	0- 4	OVERALL	1- 0	6- 2	7- 0				
10- 4	0- 2	0- 1	HOME	0- 0	5- 1	5- 0				
3- 6	0- 3	0- 3	AWAY	1- 0	1- 0	1- 0				
1- 1	0- 0	0- 0	NEUTRAL	0- 0	0- 1	1- 0				
10- 3	0- 0	0- 2	NON-CONFERENCE	0- 0	4- 1	6- 0				
8- 0	0- 0	0- 0	HOME	0- 0	3- 0	5- 0				
1- 2	0- 0	0- 2	AWAY	0- 0	1- 0	0- 0				
1- 1	0- 0	0- 0	NEUTRAL	0- 0	0- 1	1- 0				
4- 8	0- 5	0- 2	CONFERENCE	1- 0	2- 1	1- 0				
2- 4	0- 2	0- 1	HOME	0- 0	2- 1	0- 0				
2- 4	0- 3	0- 1	AWAY	1- 0	0- 0	1- 0				
0- 0	0- 0	0- 0	NEUTRAL	0- 0	0- 0	0- 0				

RPI	S	Opponent	Score	RPI	S	Opponent	Score	RPI	S	Opponent	Score	RPI	S	Opponent	Score
1	A	Notre Dame	76 85	26	A	Georgia	66 78	96	A	Virginia Tech	51 34	101	H	Virginia	67 78
1	H	Notre Dame	42 54	32	H	Miami (FL)	55 58					106	H	North Carolina	80 73
13	A	Florida St.	69 75	37	A	North Carolina St.	57 65					107	H	Boston College	62 56
18	H	Louisville	65 78	43	A	Indiana	60 69					116	A	IUPUI	60 50
24	A	Syracuse	52 71									122	H	Samford	66 55
												125	N	UNI	58 61
												147	H	Alabama	70 58
												150	H	Loyola Chicago	84 77
												205	H	USC Upstate	87 46
												240	A	Clemson	76 63
												247	N	High Point	81 61
												280	H	Alabama St.	80 54
												285	H	Prairie View	96 48
												306	H	Southeastern La.	102 49
												345	H	St. Francis Brooklyn	89 51
LAST 12 Division I GAMES:															
32	H	Miami (FL)	55 58	101	H	Virginia	67 78								
24	A	Syracuse	52 71	106	H	North Carolina	80 73								
96	A	Virginia Tech	51 34	13	A	Florida St.	69 75								
107	H	Boston College	62 56	37	A	North Carolina St.	57 65								
1	H	Notre Dame	42 54	18	H	Louisville	65 78								
240	A	Clemson	76 63	1	A	Notre Dame	76 85								

Non-Div I Games:

Georgia Tech

■ Loss, 
 ■ Non-Conf, 
 ■ S Site, 
 ■ H Home 
 ■ A Away 
 N Neutral

## Gonzaga

Through Games Of Feb. 13, 2016

Average RPI Win:	200	WON-LOST	WINNING	LAST 10	STRENGTH OF	OPP. STRENGTH	TEAM	ADJ.	CONF.	ADJ CONF.
Average RPI Loss:	59	RECORD	PCT. RANK	GAMES	SCHEDULE	OF SCHEDULE	RPI	RPI	RPI	RPI
DIV. I ONLY	17- 9	92	5- 5	130	88	95	95	9	9	
DIV. I NON-CONF.	8- 4	100	0- 0	103	80	106	106	9	9	
TOTALS	RPI 1-25	RPI 26-50	W-L RECORDS	RPI 51-100	RPI 101-150	RPI 150+				
17- 9	0- 2	2- 1	OVERALL	2- 5	0- 1	13- 0				
12- 3	0- 1	1- 1	HOME	2- 1	0- 0	9- 0				
5- 5	0- 1	1- 0	AWAY	0- 4	0- 0	4- 0				
0- 1	0- 0	0- 0	NEUTRAL	0- 0	0- 1	0- 0				
8- 4	0- 1	2- 1	NON-CONFERENCE	0- 1	0- 1	6- 0				
6- 2	0- 1	1- 1	HOME	0- 0	0- 0	5- 0				
2- 1	0- 0	1- 0	AWAY	0- 1	0- 0	1- 0				
0- 1	0- 0	0- 0	NEUTRAL	0- 0	0- 1	0- 0				
9- 5	0- 1	0- 0	CONFERENCE	2- 4	0- 0	7- 0				
6- 1	0- 0	0- 0	HOME	2- 1	0- 0	4- 0				
3- 4	0- 1	0- 0	AWAY	0- 3	0- 0	3- 0				
0- 0	0- 0	0- 0	NEUTRAL	0- 0	0- 0	0- 0				

RPI 1-25				RPI 26-50				RPI 51-100				RPI 101+			
RPI	S	Opponent	Score	RPI	S	Opponent	Score	RPI	S	Opponent	Score	RPI	S	Opponent	Score
6	H	Stanford	48 65	34	H	West Virginia	62 57	56	A	Santa Clara	64 71	106	N	North Carolina	62 67
12	A	BYU	54 58	38	H	Southern California	56 60	56	H	Santa Clara	53 44	158	H	Pacific	68 61
				50	A	Dayton	57 47	59	H	St. Mary's (CA)	68 69	162	H	Montana St.	65 52
								69	A	Washington St.	48 55	173	H	Eastern Wash.	78 56
								84	A	San Diego	54 63	229	H	Grand Canyon	70 44
								98	A	San Francisco	52 71	234	H	Wyoming	61 57
								98	H	San Francisco	68 47	239	A	Loyola Marymount	66 59
												239	H	Loyola Marymount	83 68
												265	A	Pepperdine	74 57
												265	H	Pepperdine	56 39
												282	A	Portland	71 63
												282	H	Portland	86 51
												289	A	Colgate	80 50
												342	H	Air Force	88 35
LAST 12 Division I GAMES:															
282	H	Portland	86 51	59	H	St. Mary's (CA)	68 69								
265	H	Pepperdine	56 39	84	A	San Diego	54 63								
239	H	Loyola Marymount	83 68	12	A	BYU	54 58								
98	A	San Francisco	52 71	282	A	Portland	71 63								
56	A	Santa Clara	64 71	56	H	Santa Clara	53 44								
158	H	Pacific	68 61	98	H	San Francisco	68 47								

Non-Div I Games:

Gonzaga

■ Loss, 
 ■ Non-Conf, S Site, 
 ■ Home 
 ■ Away 
 N Neutral

## Grambling

Through Games Of Feb. 13, 2016

Average RPI Win: <b>299</b>	WON-LOST	WINNING	LAST 10	STRENGTH OF	OPP. STRENGTH	TEAM	ADJ.	CONF.	ADJ CONF.
Average RPI Loss: <b>160</b>	RECORD	PCT. RANK	GAMES	SCHEDULE	OF SCHEDULE	RPI	RPI	RPI	RPI
DIV. I ONLY	<b>9- 12</b>	<b>212</b>	<b>6- 4</b>	<b>244</b>	<b>318</b>	<b>212</b>	<b>212</b>	<b>32</b>	<b>32</b>
DIV. I NON-CONF.	<b>1- 8</b>	<b>320</b>	<b>0- 0</b>	<b>37</b>	<b>94</b>	<b>199</b>	<b>199</b>	<b>31</b>	<b>31</b>
TOTALS	RPI 1-25	RPI 26-50	W-L RECORDS	RPI 51-100	RPI 101-150	RPI 150+			
9- 12	0- 2	0- 1	OVERALL	0- 0	0- 3	9- 6			
4- 2	0- 0	0- 0	HOME	0- 0	0- 0	4- 2			
5- 10	0- 0	0- 0	AWAY	0- 0	0- 2	5- 2			
0- 0	0- 0	0- 0	NEUTRAL	0- 0	0- 0	0- 0			
1- 8	0- 2	0- 1	NON-CONFERENCE	0- 0	0- 3	1- 2			
0- 0	0- 0	0- 0	HOME	0- 0	0- 0	0- 0			
1- 8	0- 2	0- 1	AWAY	0- 0	0- 3	1- 2			
0- 0	0- 0	0- 0	NEUTRAL	0- 0	0- 0	0- 0			
8- 4	0- 0	0- 0	CONFERENCE	0- 0	0- 0	8- 4			
4- 2	0- 0	0- 0	HOME	0- 0	0- 0	4- 2			
4- 2	0- 0	0- 0	AWAY	0- 0	0- 0	4- 2			
0- 0	0- 0	0- 0	NEUTRAL	0- 0	0- 0	0- 0			

RPI 1-25				RPI 26-50				RPI 51-100				RPI 101+ Team's RPI: 212			
RPI	S	Opponent	Score	RPI	S	Opponent	Score	RPI	S	Opponent	Score	RPI	S	Opponent	Score
5	A	Baylor	42 <b>96</b>	33	A	George Washington	58 <b>85</b>					124	A	Northwestern St.	62 <b>71</b>
23	A	Mississippi St.	43 <b>107</b>									133	A	Texas Tech	55 <b>70</b>
												147	A	Alabama	57 <b>72</b>
												177	A	Southern U.	68 <b>80</b>
												177	H	Southern U.	65 52
												185	A	Tulsa	51 <b>79</b>
												200	A	William & Mary	55 <b>74</b>
												228	H	Texas Southern	50 <b>62</b>
												280	H	Alabama St.	89 69
												285	A	Prairie View	51 44
												285	H	Prairie View	69 66
												322	A	Jackson St.	79 58
												324	A	Nicholls St.	69 65
												327	A	Alcorn	85 76
												327	H	Alcorn	66 <b>70</b>
												334	A	Ark.-Pine Bluff	68 <b>83</b>
												344	H	Alabama A&M	75 56
												349	A	Mississippi Val.	65 52
LAST 12 Division I GAMES:															
285	A	Prairie View	51 44	228	H	Texas Southern	50 <b>62</b>								
327	H	Alcorn	66 <b>70</b>	285	H	Prairie View	69 66								
177	H	Southern U.	65 52	327	A	Alcorn	85 76								
349	A	Mississippi Val.	65 52	177	A	Southern U.	68 <b>80</b>								
334	A	Ark.-Pine Bluff	68 <b>83</b>	280	H	Alabama St.	89 69								
322	A	Jackson St.	79 58	344	H	Alabama A&M	75 56								

Non-Div I Games: Southern-N.O. 73 61 LSU-Alexandria 106 50

Grambling

■ Loss, 
 ■ Non-Conf, S Site, 
 ■ Home 
 ■ Away 
 N Neutral

## Grand Canyon

Through Games Of Feb. 13, 2016

Average RPI Win: <b>261</b>	WON-LOST	WINNING	LAST 10	STRENGTH OF	OPP. STRENGTH	TEAM	ADJ.	CONF.	ADJ CONF.
Average RPI Loss: <b>142</b>	RECORD	PCT. RANK	GAMES	SCHEDULE	OF SCHEDULE	RPI	RPI	RPI	RPI
DIV. I ONLY	10- 13	206	5- 5	225	246	229	229	25	25
DIV. I NON-CONF.	5- 8	209	0- 1	227	175	232	232	25	25
TOTALS	RPI 1-25	RPI 26-50	W-L RECORDS	RPI 51-100	RPI 101-150	RPI 150+			
10- 13	0- 0	0- 2	OVERALL	0- 3	1- 3	9- 5			
4- 6	0- 0	0- 0	HOME	0- 1	1- 2	3- 3			
6- 3	0- 0	0- 0	AWAY	0- 0	0- 0	6- 0			
0- 4	0- 0	0- 2	NEUTRAL	0- 1	0- 0	0- 1			
5- 8	0- 0	0- 2	NON-CONFERENCE	0- 3	1- 1	4- 2			
2- 3	0- 0	0- 0	HOME	0- 1	1- 1	1- 1			
3- 1	0- 0	0- 0	AWAY	0- 1	0- 0	3- 0			
0- 4	0- 0	0- 2	NEUTRAL	0- 1	0- 0	0- 1			
5- 5	0- 0	0- 0	CONFERENCE	0- 0	0- 2	5- 3			
2- 3	0- 0	0- 0	HOME	0- 0	0- 1	2- 2			
3- 2	0- 0	0- 0	AWAY	0- 0	0- 1	3- 1			
0- 0	0- 0	0- 0	NEUTRAL	0- 0	0- 0	0- 0			

RPI 1-25			RPI 26-50			RPI 51-100			RPI 101+			Team's RPI: 229			
RPI	S	Opponent	Score	RPI	S	Opponent	Score	RPI	S	Opponent	Score				
				34	N	West Virginia	50 68	61	N	Abilene Christian	71 75	105	A	New Mexico St.	58 60
				38	N	Southern California	44 75	67	H	UC Riverside	67 85	105	H	New Mexico St.	44 64
								95	A	Gonzaga	44 70	127	H	Hawaii	41 74
												141	H	Oral Roberts	66 64
												170	H	Northern Colo.	69 59
												204	A	UTRGV	28 52
												204	H	UTRGV	66 68
												206	H	South Ala.	56 59
												221	A	Utah Valley	61 53
												245	A	CSU Bakersfield	61 51
												254	A	Seattle	67 54
												254	H	Seattle	60 53
												296	H	UMKC	57 63
												303	N	Fairleigh Dickinson	68 74
												315	A	North Dakota St.	76 67
												332	A	UC Irvine	58 53
												336	H	Chicago St.	74 36
												342	A	Air Force	73 39
LAST 12 Division I GAMES:															
				254	H	Seattle	60 53	336	H	Chicago St.	74 36				
				204	H	UTRGV	66 68	221	A	Utah Valley	61 53				
				105	H	New Mexico St.	44 64	105	A	New Mexico St.	58 60				
				254	A	Seattle	67 54	204	A	UTRGV	28 52				
				245	A	CSU Bakersfield	61 51	67	H	UC Riverside	67 85				
				296	H	UMKC	57 63	170	H	Northern Colo.	69 59				

Non-Div I Games: Western St. 77 40 San Diego Christian 60 40 Arizona Christian 87 54

Grand Canyon

■ Loss, 
 ■ Non-Conf, S Site, 
 ■ Home 
 ■ Away 
 N Neutral

Average RPI Win:	146	WON-LOST	WINNING	LAST 10	STRENGTH OF	OPP. STRENGTH	TEAM	ADJ.	CONF.	ADJ CONF.
Average RPI Loss:	112	RECORD	PCT. RANK	GAMES	SCHEDULE	OF SCHEDULE	RPI	RPI	RPI	RPI
DIV. I ONLY	21- 3	11	9- 1	71	97	20	20	14	14	
DIV. I NON-CONF.	10- 2	33	0- 0	35	19	12	12	15	15	
TOTALS	RPI 1-25	RPI 26-50	W-L RECORDS	RPI 51-100	RPI 101-150	RPI 150+				
21- 3	0- 0	1- 1	OVERALL	6- 0	5- 1	9- 1				
12- 1	0- 0	1- 0	HOME	3- 0	3- 0	5- 1				
8- 0	0- 0	0- 0	AWAY	2- 0	2- 0	4- 0				
1- 2	0- 0	0- 1	NEUTRAL	1- 0	0- 1	0- 0				
10- 2	0- 0	1- 1	NON-CONFERENCE	5- 0	3- 1	1- 0				
6- 0	0- 0	1- 0	HOME	3- 0	2- 0	0- 0				
3- 0	0- 0	0- 0	AWAY	1- 0	1- 0	1- 0				
1- 2	0- 0	0- 1	NEUTRAL	1- 0	0- 1	0- 0				
11- 1	0- 0	0- 0	CONFERENCE	1- 0	2- 0	8- 1				
6- 1	0- 0	0- 0	HOME	0- 0	1- 0	5- 1				
5- 0	0- 0	0- 0	AWAY	1- 0	1- 0	3- 0				
0- 0	0- 0	0- 0	NEUTRAL	0- 0	0- 0	0- 0				

RPI S	Opponent	Score	RPI S	Opponent	Score	RPI S	Opponent	Score	RPI S	Opponent	Score
40 N	Rutgers	43 54	63 H	South Dakota St.	58 57	101 N	Virginia	59 68			
50 H	Dayton	68 52	64 H	Vanderbilt	58 56	104 H	Belmont	66 62			
			82 N	Tulane	79 58	108 A	Youngstown St.	68 60			
			86 H	Marquette	75 55	108 H	Youngstown St.	69 35			
			92 A	Wright St.	63 58	148 A	Wisconsin	72 58			
			100 A	Drake	86 61	150 H	Loyola Chicago	65 51			
						159 A	Northern Ky.	81 73			
						176 H	Detroit	58 36			
						182 A	Milwaukee	63 42			
						182 H	Milwaukee	69 46			
						196 H	Oakland	56 58			
						197 A	Butler	55 46			
						203 H	Ill.-Chicago	64 22			
						230 H	Valparaiso	81 42			
						293 A	Cleveland St.	66 45			
						293 H	Cleveland St.	71 53			
LAST 12 Division I GAMES:											
293 H	Cleveland St.	71 53	159 A	Northern Ky.	81 73						
108 H	Youngstown St.	69 35	203 H	Ill.-Chicago	64 22						
182 H	Milwaukee	69 46	230 H	Valparaiso	81 42						
176 H	Detroit	58 36	108 A	Youngstown St.	68 60						
196 H	Oakland	56 58	293 A	Cleveland St.	66 45						
92 A	Wright St.	63 58	182 A	Milwaukee	63 42						

Non-Div I Games:

Green Bay



Average RPI Win:	266	WON-LOST	WINNING	LAST 10	STRENGTH OF	OPP. STRENGTH	TEAM	ADJ.	CONF.	ADJ CONF.
Average RPI Loss:	112	RECORD	PCT. RANK	GAMES	SCHEDULE	OF SCHEDULE	RPI	RPI	RPI	RPI
DIV. I ONLY	10- 13	206	7- 3	95	250	163	163	30	30	
DIV. I NON-CONF.	2- 11	306	1- 2	6	60	150	150	30	30	
TOTALS	RPI 1-25	RPI 26-50	W-L RECORDS	RPI 51-100	RPI 101-150	RPI 150+				
10- 13	0- 2	0- 3	OVERALL	0- 3	1- 1	9- 4				
4- 4	0- 0	0- 1	HOME	0- 1	0- 0	4- 2				
4- 9	0- 2	0- 2	AWAY	0- 2	0- 1	4- 2				
2- 0	0- 0	0- 0	NEUTRAL	0- 0	1- 0	1- 0				
2- 11	0- 2	0- 3	NON-CONFERENCE	0- 3	1- 1	1- 2				
0- 3	0- 0	0- 1	HOME	0- 1	0- 0	0- 1				
0- 8	0- 2	0- 2	AWAY	0- 2	0- 1	0- 1				
2- 0	0- 0	0- 0	NEUTRAL	0- 0	1- 0	1- 0				
8- 2	0- 0	0- 0	CONFERENCE	0- 0	0- 0	8- 2				
4- 1	0- 0	0- 0	HOME	0- 0	0- 0	4- 1				
4- 1	0- 0	0- 0	AWAY	0- 0	0- 0	4- 1				
0- 0	0- 0	0- 0	NEUTRAL	0- 0	0- 0	0- 0				

RPI 1-25				RPI 26-50				RPI 51-100				RPI 101+ Team's RPI: 163			
RPI	S	Opponent	Score	RPI	S	Opponent	Score	RPI	S	Opponent	Score	RPI	S	Opponent	Score
3	A	South Carolina	48 86	30	A	UTEP	54 78	58	A	Oregon	51 86	102	A	Iowa St.	59 95
7	A	Texas	52 79	41	A	Princeton	55 79	69	A	Washington St.	61 68	123	N	Wake Forest	47 42
				48	H	James Madison	56 68	85	H	Drexel	36 57	180	A	Stetson	59 68
LAST 12 Division I GAMES:															
316	A	Howard	77 83	266	A	N.C. A&T	55 52	299	H	Florida A&M	59 66	193	N	Rhode Island	59 54
302	A	UMES	76 55	252	H	Bethune-Cookman	60 45	41	A	Princeton	55 79	213	H	Lehigh	56 63
346	H	Norfolk St.	73 62	180	A	Stetson	59 68	309	H	South Carolina St.	63 50	217	A	Morgan St.	65 51
309	H	South Carolina St.	63 50	193	N	Rhode Island	59 54	300	H	Savannah St.	65 53	252	H	Bethune-Cookman	60 45
300	H	Savannah St.	65 53					302	A	UMES	76 55	266	A	N.C. A&T	55 52
348	A	N.C. Central	76 42					309	H	South Carolina St.	63 50	299	H	Florida A&M	59 66

Non-Div I Games:

Hampton

■ Loss, 
 ■ Non-Conf, S Site, 
 ■ Home 
 ■ Away 
 N Neutral

Average RPI Win: 258		WON-LOST	WINNING	LAST 10	STRENGTH OF	OPP. STRENGTH	TEAM	ADJ.	CONF.	ADJ CONF.
Average RPI Loss: 126		RECORD	PCT. RANK	GAMES	SCHEDULE	OF SCHEDULE	RPI	RPI	RPI	RPI
DIV. I ONLY		10- 14	219	5- 5	172	193	207	207	15	15
DIV. I NON-CONF.		4- 9	245	0- 1	136	154	213	213	18	18
TOTALS	RPI 1-25	RPI 26-50		W-L RECORDS		RPI 51-100	RPI 101-150	RPI 150+		
10- 14	0- 1	0- 1		OVERALL		0- 4	0- 4	10- 4		
6- 5	0- 1	0- 0		HOME		0- 1	0- 1	6- 2		
4- 9	0- 0	0- 1		AWAY		0- 3	0- 3	4- 2		
0- 0	0- 0	0- 0		NEUTRAL		0- 0	0- 0	0- 0		
4- 9	0- 1	0- 1		NON-CONFERENCE		0- 2	0- 2	4- 3		
3- 2	0- 1	0- 0		HOME		0- 0	0- 0	3- 1		
1- 7	0- 0	0- 1		AWAY		0- 2	0- 2	1- 2		
0- 0	0- 0	0- 0		NEUTRAL		0- 0	0- 0	0- 0		
6- 5	0- 0	0- 0		CONFERENCE		0- 2	0- 2	6- 1		
3- 3	0- 0	0- 0		HOME		0- 1	0- 1	3- 1		
3- 2	0- 0	0- 0		AWAY		0- 1	0- 1	3- 0		
0- 0	0- 0	0- 0		NEUTRAL		0- 0	0- 0	0- 0		

RPI 1-25				RPI 26-50				RPI 51-100				RPI 101+				Team's RPI: 207	
RPI	S	Opponent	Score	RPI	S	Opponent	Score	RPI	S	Opponent	Score	RPI	S	Opponent	Score		
9	H	Arizona St.	29 60	33	A	George Washington	51 82	52	H	Albany (NY)	41 78	107	A	Boston College	28 62		
								66	A	FGCU	44 64	110	A	Quinnipiac	69 71		
								77	A	Michigan	47 83	128	A	Stony Brook	35 58		
								88	A	Maine	43 61	128	H	Stony Brook	42 45		
												154	H	Cornell	53 50		
												168	H	UMBC	65 57		
												231	A	Binghamton	41 39		
												231	H	Binghamton	47 53		
												236	H	Dartmouth	36 43		
												238	A	Massachusetts	57 63		
												253	A	Sacred Heart	68 67		
												257	A	Providence	50 69		
												258	H	New Hampshire	48 44		
												276	H	Central Conn. St.	49 41		
												286	A	Vermont	51 47		
												312	A	UMass Lowell	75 70		
												312	H	UMass Lowell	72 59		
												331	H	Lafayette	55 50		
LAST 12 Division I GAMES:																	
				231	A	Binghamton	41 39	168	H	UMBC	65 57						
				128	H	Stony Brook	42 45	128	A	Stony Brook	35 58						
				312	A	UMass Lowell	75 70	286	A	Vermont	51 47						
				52	H	Albany (NY)	41 78	231	H	Binghamton	47 53						
				88	A	Maine	43 61	312	H	UMass Lowell	72 59						
				258	H	New Hampshire	48 44	66	A	FGCU	44 64						

Non-Div I Games:

Hartford

■ Loss, ■ Non-Conf, S Site, H Home A Away N Neutral

Average RPI Win:	202	WON-LOST	WINNING	LAST 10	STRENGTH OF	OPP. STRENGTH	TEAM	ADJ.	CONF.	ADJ CONF.
Average RPI Loss:	111	RECORD	PCT. RANK	GAMES	SCHEDULE	OF SCHEDULE	RPI	RPI	RPI	RPI
DIV. I ONLY	10- 11	191	6- 4	81	189	117	117	10	10	
DIV. I NON-CONF.	5- 8	209	1- 3	105	215	161	161	11	11	
TOTALS	RPI 1-25	RPI 26-50	W-L RECORDS	RPI 51-100	RPI 101-150	RPI 150+				
10- 11	0- 0	0- 3	OVERALL	0- 3	2- 2	8- 3				
2- 5	0- 0	0- 2	HOME	0- 1	0- 1	2- 1				
7- 6	0- 0	0- 1	AWAY	0- 2	1- 1	6- 2				
1- 0	0- 0	0- 0	NEUTRAL	0- 0	1- 0	0- 0				
5- 8	0- 0	0- 1	NON-CONFERENCE	0- 3	2- 2	3- 2				
2- 2	0- 0	0- 0	HOME	0- 1	0- 1	2- 0				
2- 6	0- 0	0- 1	AWAY	0- 2	1- 1	1- 2				
1- 0	0- 0	0- 0	NEUTRAL	0- 0	1- 0	0- 0				
5- 3	0- 0	0- 2	CONFERENCE	0- 0	0- 0	5- 1				
0- 3	0- 0	0- 2	HOME	0- 0	0- 0	0- 1				
5- 0	0- 0	0- 0	AWAY	0- 0	0- 0	5- 0				
0- 0	0- 0	0- 0	NEUTRAL	0- 0	0- 0	0- 0				

RPI 1-25				RPI 26-50				RPI 51-100				RPI 101+				Team's RPI: 117	
RPI	S	Opponent	Score	RPI	S	Opponent	Score	RPI	S	Opponent	Score	RPI	S	Opponent	Score		
				36	H	Penn	48 68	60	A	Chattanooga	58 62	111	H	Eastern Mich.	81 85		
				41	H	Princeton	83 92	66	A	FGCU	65 74	113	N	Toledo	76 70		
				42	A	South Fla.	59 86	88	H	Maine	53 64	122	A	Samford	60 54		
												128	A	Stony Brook	63 64		
												154	A	Cornell	65 56		
												157	A	Yale	72 69		
												192	A	Brown	87 79		
												193	A	Rhode Island	52 56		
												219	A	Columbia	69 66		
												220	A	Fairfield	50 67		
												236	A	Dartmouth	56 43		
												236	H	Dartmouth	64 70		
												237	A	Rice	67 61		
												238	H	Massachusetts	67 65		
												347	H	Boston U.	73 55		
LAST 12 Division I GAMES:																	
				157	A	Yale	72 69	236	H	Dartmouth	64 70						
				192	A	Brown	87 79	236	A	Dartmouth	56 43						
				41	H	Princeton	83 92	60	A	Chattanooga	58 62						
				36	H	Penn	48 68	122	A	Samford	60 54						
				219	A	Columbia	69 66	128	A	Stony Brook	63 64						
				154	A	Cornell	65 56	220	A	Fairfield	50 67						

Non-Div I Games:

Harvard

■ Loss, 
 ■ Non-Conf, 
 ■ S Site, 
 ■ H Home 
 ■ A Away 
 N Neutral

Average RPI Win:	244	WON-LOST	WINNING	LAST 10	STRENGTH OF	OPP. STRENGTH	TEAM	ADJ.	CONF.	ADJ CONF.
Average RPI Loss:	76	RECORD	PCT. RANK	GAMES	SCHEDULE	OF SCHEDULE	RPI	RPI	RPI	RPI
DIV. I ONLY	15- 9	103	7- 3	181	141	127	127	22	22	
DIV. I NON-CONF.	7- 6	156	0- 1	95	13	113	113	22	22	
TOTALS	RPI 1-25	RPI 26-50	W-L RECORDS	RPI 51-100	RPI 101-150	RPI 150+				
15- 9	0- 4	0- 1	OVERALL	0- 2	2- 0	13- 2				
6- 5	0- 2	0- 1	HOME	0- 2	1- 0	5- 0				
9- 2	0- 0	0- 0	AWAY	0- 0	1- 0	8- 2				
0- 2	0- 2	0- 0	NEUTRAL	0- 0	0- 0	0- 0				
7- 6	0- 4	0- 1	NON-CONFERENCE	0- 1	0- 0	7- 0				
2- 4	0- 2	0- 1	HOME	0- 1	0- 0	2- 0				
5- 0	0- 0	0- 0	AWAY	0- 0	0- 0	5- 0				
0- 2	0- 2	0- 0	NEUTRAL	0- 0	0- 0	0- 0				
8- 3	0- 0	0- 0	CONFERENCE	0- 1	2- 0	6- 2				
4- 1	0- 0	0- 0	HOME	0- 1	1- 0	3- 0				
4- 2	0- 0	0- 0	AWAY	0- 0	1- 0	3- 2				
0- 0	0- 0	0- 0	NEUTRAL	0- 0	0- 0	0- 0				

RPI 1-25				RPI 26-50				RPI 51-100				RPI 101+ Team's RPI: 127			
RPI	S	Opponent	Score	RPI	S	Opponent	Score	RPI	S	Opponent	Score	RPI	S	Opponent	Score
3	H	South Carolina	51 67	36	H	Penn	54 64	67	H	UC Riverside	74 77	149	A	Long Beach St.	67 55
9	H	Arizona St.	49 75					69	H	Washington St.	52 62	149	H	Long Beach St.	60 42
12	N	BYU	56 67									188	A	Sacramento St.	74 72
15	N	Texas A&M	41 82									189	A	UC Davis	58 60
												194	A	San Jose St.	76 73
												198	A	Cal Poly	64 58
												229	A	Grand Canyon	74 41
												239	H	Loyola Marymount	65 51
												245	A	CSU Bakersfield	65 55
												245	H	CSU Bakersfield	74 60
												260	A	UC Santa Barbara	63 62
												271	A	Northern Ariz.	61 52
												288	A	CSUN	60 63
												288	H	CSUN	77 50
												332	A	UC Irvine	83 65
												332	H	UC Irvine	59 35
												338	H	Cal St. Fullerton	62 53
LAST 12 Division I GAMES:															
149	H	Long Beach St.	60 42	332	A	UC Irvine	83 65								
260	A	UC Santa Barbara	63 62	67	H	UC Riverside	74 77								
198	A	Cal Poly	64 58	288	H	CSUN	77 50								
332	H	UC Irvine	59 35	189	A	UC Davis	58 60								
338	H	Cal St. Fullerton	62 53	149	A	Long Beach St.	67 55								
288	A	CSUN	60 63	36	H	Penn	54 64								

Non-Div I Games:

Hawaii

■ Loss, 
■ Non-Conf, S Site, 
■ Home 
■ Away 
N Neutral

Average RPI Win:	262	WON-LOST	WINNING	LAST 10	STRENGTH OF	OPP. STRENGTH	TEAM	ADJ.	CONF.	ADJ CONF.
Average RPI Loss:	158	RECORD	PCT. RANK	GAMES	SCHEDULE	OF SCHEDULE	RPI	RPI	RPI	RPI
DIV. I ONLY	7- 15	270	5- 5	166	247	247	247	26	26	
DIV. I NON-CONF.	0- 8	338	0- 0	67	29	278	278	29	29	
TOTALS	RPI 1-25	RPI 26-50	W-L RECORDS	RPI 51-100	RPI 101-150	RPI 150+				
7- 15	0- 1	0- 1	OVERALL	0- 4	0- 2	7- 7				
4- 5	0- 0	0- 0	HOME	0- 1	0- 1	4- 3				
3- 8	0- 1	0- 1	AWAY	0- 2	0- 0	3- 4				
0- 2	0- 0	0- 0	NEUTRAL	0- 1	0- 1	0- 0				
0- 8	0- 1	0- 1	NON-CONFERENCE	0- 3	0- 1	0- 2				
0- 2	0- 0	0- 0	HOME	0- 1	0- 0	0- 1				
0- 4	0- 1	0- 1	AWAY	0- 1	0- 0	0- 1				
0- 2	0- 0	0- 0	NEUTRAL	0- 1	0- 1	0- 0				
7- 7	0- 0	0- 0	CONFERENCE	0- 1	0- 1	7- 5				
4- 3	0- 0	0- 0	HOME	0- 0	0- 1	4- 2				
3- 4	0- 0	0- 0	AWAY	0- 1	0- 0	3- 3				
0- 0	0- 0	0- 0	NEUTRAL	0- 0	0- 0	0- 0				

RPI 1-25				RPI 26-50				RPI 51-100				RPI 101+ Team's RPI: 247			
RPI	S	Opponent	Score	RPI	S	Opponent	Score	RPI	S	Opponent	Score	RPI	S	Opponent	Score
11	A	Maryland	50 105	37	A	North Carolina St.	48 89	72	A	Elon	69 80	126	H	UNC Asheville	81 82
								79	N	Georgia Tech	61 81	144	N	UAB	46 56
								97	H	VCU	39 69	155	H	Davidson	60 62
								99	A	Liberty	43 56	199	A	Radford	56 54
												199	H	Radford	71 66
												210	A	Gardner-Webb	70 82
												210	H	Gardner-Webb	72 79
												223	A	Presbyterian	70 82
												223	H	Presbyterian	61 47
												281	A	Campbell	69 55
												291	A	UNCG	72 82
												304	A	Coastal Caro.	53 79
												304	H	Coastal Caro.	53 52
												308	H	Charleston So.	62 64
												311	A	Winthrop	74 67
												318	H	Longwood	79 68
LAST 12 Division I GAMES:															
210	H	Gardner-Webb	72 79	311	A	Winthrop	74 67								
304	A	Coastal Caro.	53 79	281	A	Campbell	69 55								
223	H	Presbyterian	61 47	304	H	Coastal Caro.	53 52								
99	A	Liberty	43 56	210	A	Gardner-Webb	70 82								
199	A	Radford	56 54	308	H	Charleston So.	62 64								
126	H	UNC Asheville	81 82	223	A	Presbyterian	70 82								

Non-Div I Games: Greensboro 82 49

High Point

■ Loss, 
 ■ Non-Conf, 
 ■ S Site, 
 ■ Home 
 ■ A Away 
 N Neutral

## Hofstra

Through Games Of Feb. 13, 2016

Average RPI Win: <b>207</b>	WON-LOST	WINNING	LAST 10	STRENGTH OF	OPP. STRENGTH	TEAM	ADJ.	CONF.	ADJ CONF.
Average RPI Loss: <b>90</b>	RECORD	PCT. RANK	GAMES	SCHEDULE	OF SCHEDULE	RPI	RPI	RPI	RPI
DIV. I ONLY	18- 5	38	8- 2	174	168	65	65	13	13
DIV. I NON-CONF.	9- 2	37	0- 0	215	201	68	68	12	12
TOTALS	RPI 1-25	RPI 26-50	W-L RECORDS	RPI 51-100	RPI 101-150	RPI 150+			
18- 5	0- 1	0- 1	OVERALL	2- 2	2- 0	14- 1			
9- 1	0- 0	0- 1	HOME	2- 0	2- 0	5- 0			
8- 3	0- 0	0- 0	AWAY	0- 2	0- 0	8- 1			
1- 1	0- 1	0- 0	NEUTRAL	0- 0	0- 0	1- 0			
9- 2	0- 1	0- 0	NON-CONFERENCE	1- 0	2- 0	6- 1			
4- 0	0- 0	0- 0	HOME	1- 0	2- 0	1- 0			
4- 1	0- 0	0- 0	AWAY	0- 0	0- 0	4- 1			
1- 1	0- 1	0- 0	NEUTRAL	0- 0	0- 0	1- 0			
9- 3	0- 0	0- 1	CONFERENCE	1- 2	0- 0	8- 0			
5- 1	0- 0	0- 1	HOME	1- 0	0- 0	4- 0			
4- 2	0- 0	0- 0	AWAY	0- 2	0- 0	4- 0			
0- 0	0- 0	0- 0	NEUTRAL	0- 0	0- 0	0- 0			

RPI 1-25				RPI 26-50				RPI 51-100				Team's RPI: 65		RPI 101+			
RPI	S	Opponent	Score	RPI	S	Opponent	Score	RPI	S	Opponent	Score			RPI	S	Opponent	Score
8	N	Oregon St.	50 73	48	H	James Madison	54 71	72	A	Elon	60 61	128	H	Stony Brook		71	66
								72	H	Elon	59 49	136	H	Buffalo		79	36
								85	A	Drexel	64 67	179	A	Marist		71	67
								89	H	Saint Joseph's	75 62	183	A	Col. of Charleston		62	58
												184	H	Delaware		58	49
												186	H	Northeastern		75	50
												200	A	William & Mary		61	53
												200	H	William & Mary		75	45
												220	A	Fairfield		67	53
												238	A	Massachusetts		56	57
												244	H	Navy		65	63
												249	A	American		60	51
												261	A	UNCW		68	64
												287	A	Towson		74	56
												287	H	Towson		64	60
												304	N	Coastal Caro.		82	40
												321	A	Delaware St.		66	49
LAST 12 Division I GAMES:																	
200	A	William & Mary	61 53	186	H	Northeastern	75 50										
287	A	Towson	74 56	200	H	William & Mary	75 45										
48	H	James Madison	54 71	261	A	UNCW	68 64										
72	H	Elon	59 49	183	A	Col. of Charleston	62 58										
85	A	Drexel	64 67	72	A	Elon	60 61										
287	H	Towson	64 60	184	H	Delaware	58 49										

Non-Div I Games:

Hofstra

■ Loss, 
 ■ Non-Conf, S Site, 
 ■ Home 
 ■ Away 
 N Neutral

## Holy Cross

Through Games Of Feb. 13, 2016

Average RPI Win:	276	WON-LOST	WINNING	LAST 10	STRENGTH OF	OPP. STRENGTH	TEAM	ADJ.	CONF.	ADJ CONF.
Average RPI Loss:	166	RECORD	PCT. RANK	GAMES	SCHEDULE	OF SCHEDULE	RPI	RPI	RPI	RPI
DIV. I ONLY	11- 13	194	5- 5	295	258	242	242	27	27	
DIV. I NON-CONF.	3- 8	258	0- 0	309	158	320	320	28	28	
TOTALS	RPI 1-25	RPI 26-50	W-L RECORDS	RPI 51-100	RPI 101-150	RPI 150+				
11- 13	0- 0	0- 0	OVERALL	0- 3	0- 4	11- 6				
8- 3	0- 0	0- 0	HOME	0- 1	0- 0	8- 2				
3- 10	0- 0	0- 0	AWAY	0- 2	0- 4	3- 4				
0- 0	0- 0	0- 0	NEUTRAL	0- 0	0- 0	0- 0				
3- 8	0- 0	0- 0	NON-CONFERENCE	0- 0	0- 4	3- 4				
3- 2	0- 0	0- 0	HOME	0- 0	0- 0	3- 2				
0- 6	0- 0	0- 0	AWAY	0- 0	0- 4	0- 2				
0- 0	0- 0	0- 0	NEUTRAL	0- 0	0- 0	0- 0				
8- 5	0- 0	0- 0	CONFERENCE	0- 3	0- 0	8- 2				
5- 1	0- 0	0- 0	HOME	0- 1	0- 0	5- 0				
3- 4	0- 0	0- 0	AWAY	0- 2	0- 0	3- 2				
0- 0	0- 0	0- 0	NEUTRAL	0- 0	0- 0	0- 0				

RPI 1-25				RPI 26-50				RPI 51-100				RPI 101+ Team's RPI: 242			
RPI	S	Opponent	Score	RPI	S	Opponent	Score	RPI	S	Opponent	Score	RPI	S	Opponent	Score
								73	A	Army West Point	58 77	107	A	Boston College	51 60
								94	A	Bucknell	64 74	110	A	Quinnipiac	61 74
								94	H	Bucknell	51 58	131	A	Penn St.	82 86
												145	A	Pittsburgh	50 56
												157	A	Yale	59 69
												213	A	Lehigh	58 61
												213	H	Lehigh	77 71
												225	H	Bryant	65 64
												232	H	Manhattan	58 44
												236	H	Dartmouth	54 60
												238	H	Massachusetts	60 74
												244	A	Navy	49 50
												244	H	Navy	57 49
												249	H	American	59 54
												286	H	Vermont	77 63
												289	A	Colgate	80 71
												289	H	Colgate	70 61
												312	A	UMass Lowell	67 75
												331	A	Lafayette	57 54
												331	H	Lafayette	66 49
												347	A	Boston U.	60 41
LAST 12 Division I GAMES:															
				213	H	Lehigh	77 71					73	A	Army West Point	58 77
				331	A	Lafayette	57 54					213	A	Lehigh	58 61
				94	A	Bucknell	64 74					331	H	Lafayette	66 49
				289	H	Colgate	70 61					94	H	Bucknell	51 58
				244	A	Navy	49 50					289	A	Colgate	80 71
				249	H	American	59 54					244	H	Navy	57 49

Non-Div I Games:

Holy Cross

■ Loss, 
 ■ Non-Conf, S Site, 
 ■ Home 
 ■ Away 
 N Neutral

Average RPI Win:	260	WON-LOST	WINNING	LAST 10	STRENGTH OF	OPP. STRENGTH	TEAM	ADJ.	CONF.	ADJ CONF.
Average RPI Loss:	119	RECORD	PCT. RANK	GAMES	SCHEDULE	OF SCHEDULE	RPI	RPI	RPI	RPI
DIV. I ONLY	5- 19	308	1- 9	118	114	256	256	8	8	
DIV. I NON-CONF.	4- 7	222	0- 0	153	267	208	208	7	7	
TOTALS	RPI 1-25	RPI 26-50	W-L RECORDS	RPI 51-100	RPI 101-150	RPI 150+				
5- 19	0- 1	0- 2	OVERALL	0- 6	0- 2	5- 8				
2- 8	0- 1	0- 0	HOME	0- 2	0- 1	2- 4				
3- 8	0- 0	0- 1	AWAY	0- 2	0- 1	3- 4				
0- 3	0- 0	0- 1	NEUTRAL	0- 2	0- 0	0- 0				
4- 7	0- 0	0- 1	NON-CONFERENCE	0- 2	0- 1	4- 3				
1- 3	0- 0	0- 0	HOME	0- 0	0- 1	1- 2				
3- 1	0- 0	0- 0	AWAY	0- 0	0- 0	3- 1				
0- 3	0- 0	0- 1	NEUTRAL	0- 2	0- 0	0- 0				
1- 12	0- 1	0- 1	CONFERENCE	0- 4	0- 1	1- 5				
1- 5	0- 1	0- 0	HOME	0- 2	0- 0	1- 2				
0- 7	0- 0	0- 1	AWAY	0- 2	0- 1	0- 3				
0- 0	0- 0	0- 0	NEUTRAL	0- 0	0- 0	0- 0				

RPI 1-25				RPI 26-50				RPI 51-100				RPI 101+ Team's RPI: 256			
RPI	S	Opponent	Score	RPI	S	Opponent	Score	RPI	S	Opponent	Score	RPI	S	Opponent	Score
2	H	UConn	37 76	33	N	George Washington	78 82	57	N	Iowa	50 64	112	A	Memphis	57 74
				42	A	South Fla.	49 73	62	A	Temple	48 78	149	H	Long Beach St.	41 47
								62	H	Temple	66 75	152	H	La.-Lafayette	52 51
								82	A	Tulane	48 70	156	H	SMU	48 50
								82	H	Tulane	56 59	172	A	East Carolina	70 76
								92	N	Wright St.	61 75	181	H	UNLV	60 63
												183	A	Col. of Charleston	48 55
												185	A	Tulsa	28 44
												185	H	Tulsa	62 79
												204	H	UTRGV	45 55
												213	A	Cincinnati	50 56
												237	A	Rice	62 59
												268	H	UCF	64 55
												319	A	Incarinate Word	67 51
												326	A	A&M-Corpus Christi	76 73
LAST 12 Division I GAMES:															
185	A	Tulsa	28 44	185	H	Tulsa	62 79								
82	H	Tulane	56 59	172	A	East Carolina	70 76								
268	H	UCF	64 55	156	H	SMU	48 50								
213	A	Cincinnati	50 56	2	H	UConn	37 76								
42	A	South Fla.	49 73	112	A	Memphis	57 74								
62	A	Temple	48 78	62	H	Temple	66 75								

Non-Div I Games:

Houston

■ Loss, 
 ■ Non-Conf, S Site, 
 ■ Home 
 ■ Away 
 N Neutral



## Houston Baptist

Through Games Of Feb. 13, 2016

Average RPI Win:	287	WON-LOST	WINNING	LAST 10	STRENGTH OF	OPP. STRENGTH	TEAM	ADJ.	CONF.	ADJ CONF.
Average RPI Loss:	170	RECORD	PCT. RANK	GAMES	SCHEDULE	OF SCHEDULE	RPI	RPI	RPI	RPI
DIV. I ONLY	8- 12	231	5- 5	251	299	243	243	28	28	
DIV. I NON-CONF.	2- 5	253	0- 0	124	308	212	212	26	26	
TOTALS	RPI 1-25	RPI 26-50	W-L RECORDS	RPI 51-100	RPI 101-150	RPI 150+				
8- 12	0- 0	0- 1	OVERALL	0- 1	0- 3	8- 7				
4- 4	0- 0	0- 0	HOME	0- 0	0- 1	4- 3				
3- 8	0- 0	0- 1	AWAY	0- 1	0- 2	3- 4				
1- 0	0- 0	0- 0	NEUTRAL	0- 0	0- 0	1- 0				
2- 5	0- 0	0- 1	NON-CONFERENCE	0- 0	0- 1	2- 3				
0- 2	0- 0	0- 0	HOME	0- 0	0- 1	0- 1				
1- 3	0- 0	0- 1	AWAY	0- 0	0- 0	1- 2				
1- 0	0- 0	0- 0	NEUTRAL	0- 0	0- 0	1- 0				
6- 7	0- 0	0- 0	CONFERENCE	0- 1	0- 2	6- 4				
4- 2	0- 0	0- 0	HOME	0- 0	0- 0	4- 2				
2- 5	0- 0	0- 0	AWAY	0- 1	0- 2	2- 2				
0- 0	0- 0	0- 0	NEUTRAL	0- 0	0- 0	0- 0				

RPI 1-25			RPI 26-50			RPI 51-100			RPI 101+ Team's RPI: 243		
RPI	S	Opponent	Score	RPI	S	Opponent	Score	RPI	S	Opponent	Score
				30	A	UTEP	63 98	61	A	Abilene Christian	60 77
								124	A	Northwestern St.	44 55
								129	A	Central Ark.	44 45
								146	H	UT Arlington	40 64
								169	H	McNeese St.	64 71
								187	A	New Mexico	57 65
								209	H	Texas St.	66 71
								228	A	Texas Southern	77 65
								233	A	Sam Houston St.	70 78
								233	H	Sam Houston St.	67 63
								234	H	Stephen F. Austin	50 64
								241	A	UTSA	50 79
								262	N	Omaha	64 51
								278	A	Lamar	70 77
								278	H	Lamar	77 66
								306	H	Southeastern La.	64 56
								324	H	Nicholls St.	80 71
								326	A	A&M-Corpus Christi	73 59
								340	A	New Orleans	71 51
LAST 12 Division I GAMES:											
233	A	Sam Houston St.	70 78	278	A	Lamar	70 77				
278	H	Lamar	77 66	340	A	New Orleans	71 51				
234	H	Stephen F. Austin	50 64	129	A	Central Ark.	44 45				
326	A	A&M-Corpus Christi	73 59	306	H	Southeastern La.	64 56				
233	H	Sam Houston St.	67 63	324	H	Nicholls St.	80 71				
61	A	Abilene Christian	60 77	169	H	McNeese St.	64 71				

Non-Div I Games: Trinity (TX) 60 46 Huston-Tillotson 96 65 Paul Quinn 95 42

Houston Baptist

Loss, Non-Conf, S Site, H Home A Away N Neutral

Average RPI Win: <b>255</b>	WON-LOST	WINNING	LAST 10	STRENGTH OF	OPP. STRENGTH	TEAM	ADJ.	CONF.	ADJ CONF.
Average RPI Loss: <b>206</b>	RECORD	PCT. RANK	GAMES	SCHEDULE	OF SCHEDULE	RPI	RPI	RPI	RPI
DIV. I ONLY	5- 18	300	3- 6	294	289	316	316	30	30
DIV. I NON-CONF.	2- 11	306	1- 2	160	232	277	277	30	30
TOTALS	RPI 1-25	RPI 26-50	W-L RECORDS	RPI 51-100	RPI 101-150	RPI 150+			
5- 18	0- 2	0- 0	OVERALL	0- 1	0- 3	5- 12			
2- 6	0- 0	0- 0	HOME	0- 0	0- 0	2- 6			
3- 11	0- 1	0- 0	AWAY	0- 1	0- 2	3- 6			
0- 1	0- 0	0- 0	NEUTRAL	0- 0	0- 1	0- 0			
2- 11	0- 2	0- 0	NON-CONFERENCE	0- 1	0- 3	2- 5			
1- 3	0- 0	0- 0	HOME	0- 0	0- 0	1- 3			
1- 7	0- 2	0- 0	AWAY	0- 1	0- 2	1- 2			
0- 1	0- 0	0- 0	NEUTRAL	0- 0	0- 1	0- 0			
3- 7	0- 0	0- 0	CONFERENCE	0- 0	0- 0	3- 7			
1- 3	0- 0	0- 0	HOME	0- 0	0- 0	1- 3			
2- 4	0- 0	0- 0	AWAY	0- 0	0- 0	2- 4			
0- 0	0- 0	0- 0	NEUTRAL	0- 0	0- 0	0- 0			

RPI 1-25				RPI 26-50				RPI 51-100				RPI 101+ Team's RPI: 316			
RPI	S	Opponent	Score	RPI	S	Opponent	Score	RPI	S	Opponent	Score	RPI	S	Opponent	Score
21	A	Duquesne	62 <b>86</b>					87	A	Northwestern	49 <b>89</b>	109	A	Arizona	28 <b>65</b>
24	A	Syracuse	48 <b>97</b>									119	N	Mercer	53 <b>70</b>
												134	A	Xavier	47 <b>70</b>
												154	H	Cornell	76 74
												161	H	Old Dominion	64 <b>83</b>
												163	H	Hampton	83 77
												203	A	Ill.-Chicago	48 <b>75</b>
												217	A	Morgan St.	66 <b>78</b>
												252	H	Bethune-Cookman	77 <b>81</b>
												266	A	N.C. A&T	70 <b>88</b>
												270	A	Georgia St.	58 <b>65</b>
												273	A	Coppin St.	71 69
												273	H	Coppin St.	67 <b>83</b>
												279	H	La Salle	68 <b>71</b>
												302	A	UMES	59 <b>62</b>
												320	H	LIU Brooklyn	72 <b>89</b>
												321	A	Delaware St.	86 <b>87</b>
												339	A	Mt. St. Mary's	62 49
												346	H	Norfolk St.	108 <b>110</b>
												348	A	N.C. Central	68 61
LAST 12 Division I GAMES:															
273	A	Coppin St.	71 69	321	A	Delaware St.	86 <b>87</b>								
163	H	Hampton	83 77	273	H	Coppin St.	67 <b>83</b>								
346	H	Norfolk St.	108 <b>110</b>	154	H	Cornell	76 74								
302	A	UMES	59 <b>62</b>	24	A	Syracuse	48 <b>97</b>								
217	A	Morgan St.	66 <b>78</b>	134	A	Xavier	47 <b>70</b>								
252	H	Bethune-Cookman	77 <b>81</b>	161	H	Old Dominion	64 <b>83</b>								

Non-Div I Games:

Howard

■ Loss, 
 ■ Non-Conf, S Site, 
 ■ Home 
 ■ Away 
 N Neutral

Average RPI Win:	321	WON-LOST	WINNING	LAST 10	STRENGTH OF	OPP. STRENGTH	TEAM	ADJ.	CONF.	ADJ CONF.
Average RPI Loss:	169	RECORD	PCT. RANK	GAMES	SCHEDULE	OF SCHEDULE	RPI	RPI	RPI	RPI
DIV. I ONLY	3- 20	337	1- 9	178	270	328	328	18	18	
DIV. I NON-CONF.	2- 9	296	0- 0	159	295	297	297	19	19	
TOTALS	RPI 1-25	RPI 26-50	W-L RECORDS	RPI 51-100	RPI 101-150	RPI 150+				
3- 20	0- 0	0- 2	OVERALL	0- 3	0- 3	3- 12				
3- 7	0- 0	0- 1	HOME	0- 1	0- 2	3- 3				
0- 13	0- 0	0- 1	AWAY	0- 2	0- 1	0- 9				
0- 0	0- 0	0- 0	NEUTRAL	0- 0	0- 0	0- 0				
2- 9	0- 0	0- 2	NON-CONFERENCE	0- 0	0- 1	2- 6				
2- 3	0- 0	0- 1	HOME	0- 0	0- 1	2- 1				
0- 6	0- 0	0- 1	AWAY	0- 0	0- 0	0- 5				
0- 0	0- 0	0- 0	NEUTRAL	0- 0	0- 0	0- 0				
1- 11	0- 0	0- 0	CONFERENCE	0- 3	0- 2	1- 6				
1- 4	0- 0	0- 0	HOME	0- 1	0- 1	1- 2				
0- 7	0- 0	0- 0	AWAY	0- 2	0- 1	0- 4				
0- 0	0- 0	0- 0	NEUTRAL	0- 0	0- 0	0- 0				

RPI 1-25				RPI 26-50				RPI 51-100				RPI 101+				Team's RPI: 328	
RPI	S	Opponent	Score	RPI	S	Opponent	Score	RPI	S	Opponent	Score	RPI	S	Opponent	Score		
				27	A	Ohio	52 79	63	A	South Dakota St.	64 92	115	H	Western Mich.	48 70		
				43	H	Indiana	72 79	63	H	South Dakota St.	42 61	116	H	IUPUI	50 69		
								80	A	South Dakota	60 92	141	A	Oral Roberts	59 61		
												159	A	Northern Ky.	64 77		
												176	A	Detroit	63 64		
												182	A	Milwaukee	60 73		
												196	A	Oakland	74 81		
												205	H	USC Upstate	81 84		
												220	A	Fairfield	62 74		
												227	A	Western Ill.	87 88		
												227	H	Western Ill.	74 78		
												262	A	Omaha	64 71		
												262	H	Omaha	58 60		
												310	A	Denver	50 53		
												310	H	Denver	61 49		
												315	A	North Dakota St.	85 94		
												317	H	Kent St.	86 68		
												336	H	Chicago St.	62 51		
LAST 12 Division I GAMES:																	
				63	A	South Dakota St.	64 92	80	A	South Dakota	60 92						
				262	A	Omaha	64 71	141	A	Oral Roberts	59 61						
				227	A	Western Ill.	87 88	63	H	South Dakota St.	42 61						
				310	H	Denver	61 49	310	A	Denver	50 53						
				262	H	Omaha	58 60	227	H	Western Ill.	74 78						
				315	A	North Dakota St.	85 94	116	H	IUPUI	50 69						

Non-Div I Games: Trine 82 62 Grace (IN) 91 39

IPFW

Loss, Non-Conf, S Site, H Home A Away N Neutral

IUPUI				STRENGTH OF SCHEDULE	OPP. STRENGTH OF SCHEDULE	TEAM RPI	ADJ. RPI	CONF. RPI	ADJ CONF. RPI
Average RPI Win:	226	WON-LOST RECORD	WINNING PCT. RANK						
Average RPI Loss:	135		LAST 10 GAMES						
DIV. I ONLY	15- 7	78	7- 3	250	187	116	116	18	18
DIV. I NON-CONF.	7- 4	110	1- 0	221	122	116	116	19	19
-----									
TOTALS	RPI 1-25	RPI 26-50	W-L RECORDS	RPI 51-100	RPI 101-150	RPI 150+			
15- 7	0- 1	0- 0	OVERALL	2- 3	2- 1	11- 2			
7- 2	0- 0	0- 0	HOME	1- 1	1- 1	5- 0			
7- 5	0- 1	0- 0	AWAY	1- 2	1- 0	5- 2			
1- 0	0- 0	0- 0	NEUTRAL	0- 0	0- 0	1- 0			
7- 4	0- 1	0- 0	NON-CONFERENCE	2- 1	1- 0	4- 2			
3- 1	0- 0	0- 0	HOME	1- 1	1- 0	1- 0			
3- 3	0- 1	0- 0	AWAY	1- 0	0- 0	2- 2			
1- 0	0- 0	0- 0	NEUTRAL	0- 0	0- 0	1- 0			
8- 3	0- 0	0- 0	CONFERENCE	0- 2	1- 1	7- 0			
4- 1	0- 0	0- 0	HOME	0- 0	0- 1	4- 0			
4- 2	0- 0	0- 0	AWAY	0- 2	1- 0	3- 0			
0- 0	0- 0	0- 0	NEUTRAL	0- 0	0- 0	0- 0			

RPI 1-25				RPI 26-50				RPI 51-100				RPI 101+ Team's RPI: 116			
RPI	S	Opponent	Score	RPI	S	Opponent	Score	RPI	S	Opponent	Score	RPI	S	Opponent	Score
18	A	Louisville	61 70					63	A	South Dakota St.	66 68	104	H	Belmont	62 59
								79	H	Georgia Tech	50 60	141	A	Oral Roberts	57 54
								80	A	South Dakota	59 65	141	H	Oral Roberts	47 52
								86	A	Marquette	60 55	167	A	SIUE	85 67
								97	H	VCU	70 69	224	A	North Texas	67 68
												227	A	Western Ill.	68 60
												227	H	Western Ill.	96 87
												234	N	Stephen F. Austin	62 55
												248	H	Indiana St.	68 43
												262	H	Omaha	75 59
												310	H	Denver	81 75
												315	A	North Dakota St.	64 63
												315	H	North Dakota St.	67 44
												323	A	Evansville	68 62
												328	A	IPFW	69 50
												337	A	Eastern Ill.	71 77
LAST 12 Division I GAMES:															
315	A	North Dakota St.	64 63	315	H	North Dakota St.	67 44								
227	H	Western Ill.	96 87	262	H	Omaha	75 59								
141	A	Oral Roberts	57 54	227	A	Western Ill.	68 60								
310	H	Denver	81 75	141	H	Oral Roberts	47 52								
80	A	South Dakota	59 65	328	A	IPFW	69 50								
63	A	South Dakota St.	66 68	323	A	Evansville	68 62								

Non-Div I Games: Oakland City 104 30 Ind.-Southeast 99 50

IUPUI

■ Loss, 
 ■ Non-Conf, S Site, 
 ■ Home 
 ■ Away 
 N Neutral

Average RPI Win: <b>231</b>	WON-LOST	WINNING	LAST 10	STRENGTH OF	OPP. STRENGTH	TEAM	ADJ.	CONF.	ADJ CONF.
Average RPI Loss: <b>108</b>	RECORD	PCT. RANK	GAMES	SCHEDULE	OF SCHEDULE	RPI	RPI	RPI	RPI
DIV. I ONLY	16- 7	74	8- 2	264	124	135	135	20	20
DIV. I NON-CONF.	6- 4	125	0- 0	140	105	132	132	21	21
TOTALS	RPI 1-25	RPI 26-50	W-L RECORDS	RPI 51-100	RPI 101-150	RPI 150+			
16- 7	0- 1	0- 1	OVERALL	0- 1	3- 1	13- 3			
9- 3	0- 0	0- 0	HOME	0- 1	1- 0	8- 2			
5- 3	0- 1	0- 0	AWAY	0- 0	1- 1	4- 1			
2- 1	0- 0	0- 1	NEUTRAL	0- 0	1- 0	1- 0			
6- 4	0- 1	0- 1	NON-CONFERENCE	0- 1	1- 1	5- 0			
4- 1	0- 0	0- 0	HOME	0- 1	0- 0	4- 0			
0- 2	0- 1	0- 0	AWAY	0- 0	0- 1	0- 0			
2- 1	0- 0	0- 1	NEUTRAL	0- 0	1- 0	1- 0			
10- 3	0- 0	0- 0	CONFERENCE	0- 0	2- 0	8- 3			
5- 2	0- 0	0- 0	HOME	0- 0	1- 0	4- 2			
5- 1	0- 0	0- 0	AWAY	0- 0	1- 0	4- 1			
0- 0	0- 0	0- 0	NEUTRAL	0- 0	0- 0	0- 0			

RPI 1-25				RPI 26-50				RPI 51-100				RPI 101+ Team's RPI: 135			
RPI	S	Opponent	Score	RPI	S	Opponent	Score	RPI	S	Opponent	Score	RPI	S	Opponent	Score
8	A	Oregon St.	44 69	47	N	Duke	68 74	61	H	Abilene Christian	59 71	102	N	Iowa St.	97 65
												130	A	North Dakota	65 59
												130	H	North Dakota	92 65
												133	A	Texas Tech	62 78
												162	H	Montana St.	59 62
												170	A	Northern Colo.	68 70
												170	H	Northern Colo.	66 56
												173	H	Eastern Wash.	66 74
												188	A	Sacramento St.	98 88
												208	H	Montana	78 61
												209	N	Texas St.	75 55
												234	H	Wyoming	61 57
												254	H	Seattle	64 60
												260	H	UC Santa Barbara	64 42
												271	A	Northern Ariz.	72 51
												271	H	Northern Ariz.	76 59
												288	H	CSUN	106 50
												325	A	Portland St.	94 65
												330	A	Southern Utah	62 51
												330	H	Southern Utah	93 48
LAST 12 Division I GAMES:															
130	A	North Dakota	65 59	162	H	Montana St.	59 62								
170	A	Northern Colo.	68 70	208	H	Montana	78 61								
271	H	Northern Ariz.	76 59	330	A	Southern Utah	62 51								
330	H	Southern Utah	93 48	271	A	Northern Ariz.	72 51								
325	A	Portland St.	94 65	173	H	Eastern Wash.	66 74								
188	A	Sacramento St.	98 88	170	H	Northern Colo.	66 56								

Non-Div I Games: Carroll (MT) 75 47 Northwest Chrst. 71 48

Idaho

Loss, Non-Conf, S Site, H Home A Away N Neutral

Average RPI Win:	245	WON-LOST	WINNING	LAST 10	STRENGTH OF	OPP. STRENGTH	TEAM	ADJ.	CONF.	ADJ CONF.
Average RPI Loss:	143	RECORD	PCT. RANK	GAMES	SCHEDULE	OF SCHEDULE	RPI	RPI	RPI	RPI
DIV. I ONLY	9- 12	212	1- 3	281	113	222	222	20	20	
DIV. I NON-CONF.	5- 4	138	0- 1	78	110	69	69	21	21	
TOTALS	RPI 1-25	RPI 26-50	W-L RECORDS	RPI 51-100	RPI 101-150	RPI 150+				
9- 12	0- 1	0- 1	OVERALL	0- 1	1- 3	8- 6				
3- 4	0- 0	0- 0	HOME	0- 0	0- 1	3- 3				
5- 8	0- 1	0- 1	AWAY	0- 1	1- 2	4- 3				
1- 0	0- 0	0- 0	NEUTRAL	0- 0	0- 0	1- 0				
5- 4	0- 1	0- 1	NON-CONFERENCE	0- 1	1- 1	4- 0				
2- 0	0- 0	0- 0	HOME	0- 0	0- 0	2- 0				
2- 4	0- 1	0- 1	AWAY	0- 1	1- 1	1- 0				
1- 0	0- 0	0- 0	NEUTRAL	0- 0	0- 0	1- 0				
4- 8	0- 0	0- 0	CONFERENCE	0- 0	0- 2	4- 6				
1- 4	0- 0	0- 0	HOME	0- 0	0- 1	1- 3				
3- 4	0- 0	0- 0	AWAY	0- 0	0- 1	3- 3				
0- 0	0- 0	0- 0	NEUTRAL	0- 0	0- 0	0- 0				

RPI 1-25				RPI 26-50				RPI 51-100				RPI 101+ Team's RPI: 222			
RPI	S	Opponent	Score	RPI	S	Opponent	Score	RPI	S	Opponent	Score	RPI	S	Opponent	Score
25	A	Michigan St.	60 79	30	A	UTEP	54 67	87	A	Northwestern	36 72	130	A	North Dakota	42 45
												130	H	North Dakota	57 60
												133	A	Texas Tech	64 79
												138	A	Boise St.	80 77
												170	A	Northern Colo.	47 48
												170	H	Northern Colo.	59 61
												188	A	Sacramento St.	62 83
												188	H	Sacramento St.	59 68
												191	A	Weber St.	58 57
												191	H	Weber St.	46 61
												202	N	Southeast Mo. St.	65 64
												215	H	Utah St.	81 67
												221	A	Utah Valley	56 47
												254	H	Seattle	83 67
												271	A	Northern Ariz.	62 63
												325	A	Portland St.	64 42
												325	H	Portland St.	71 70
												330	A	Southern Utah	71 67
LAST 12 Division I GAMES:															
				30	A	UTEP	54 67	330	A	Southern Utah	71 67				
				188	A	Sacramento St.	62 83	191	A	Weber St.	58 57				
				325	A	Portland St.	64 42	325	H	Portland St.	71 70				
				170	H	Northern Colo.	59 61	188	H	Sacramento St.	59 68				
				130	H	North Dakota	57 60	130	A	North Dakota	42 45				
				271	A	Northern Ariz.	62 63	170	A	Northern Colo.	47 48				

Non-Div I Games: Colo. Christian 82 56 Montana Tech 82 55

Idaho St.

Loss, Non-Conf, S Site, H Home A Away N Neutral

## Ill.-Chicago

Through Games Of Feb. 13, 2016

Average RPI Win:	270	WON-LOST	WINNING	LAST 10	STRENGTH OF	OPP. STRENGTH	TEAM	ADJ.	CONF.	ADJ CONF.
Average RPI Loss:	129	RECORD	PCT. RANK	GAMES	SCHEDULE	OF SCHEDULE	RPI	RPI	RPI	RPI
DIV. I ONLY	12- 12	168	3- 7	261	213	203	203	14	14	
DIV. I NON-CONF.	9- 2	37	0- 0	339	297	164	164	15	15	
TOTALS	RPI 1-25	RPI 26-50	W-L RECORDS	RPI 51-100	RPI 101-150	RPI 150+				
12- 12	0- 1	0- 0	OVERALL	1- 3	0- 2	11- 6				
5- 6	0- 0	0- 0	HOME	1- 1	0- 2	4- 3				
7- 6	0- 1	0- 0	AWAY	0- 2	0- 0	7- 3				
0- 0	0- 0	0- 0	NEUTRAL	0- 0	0- 0	0- 0				
9- 2	0- 0	0- 0	NON-CONFERENCE	1- 1	0- 1	8- 0				
4- 1	0- 0	0- 0	HOME	1- 0	0- 1	3- 0				
5- 1	0- 0	0- 0	AWAY	0- 1	0- 0	5- 0				
0- 0	0- 0	0- 0	NEUTRAL	0- 0	0- 0	0- 0				
3- 10	0- 1	0- 0	CONFERENCE	0- 2	0- 1	3- 6				
1- 5	0- 0	0- 0	HOME	0- 1	0- 1	1- 3				
2- 5	0- 1	0- 0	AWAY	0- 1	0- 0	2- 3				
0- 0	0- 0	0- 0	NEUTRAL	0- 0	0- 0	0- 0				

RPI 1-25				RPI 26-50				RPI 51-100				RPI 101+ Team's RPI: 203			
RPI	S	Opponent	Score	RPI	S	Opponent	Score	RPI	S	Opponent	Score	RPI	S	Opponent	Score
20	A	Green Bay	22 64					51	A	Purdue	51 62	108	H	Youngstown St.	64 69
								68	H	Central Mich.	66 63	113	H	Toledo	51 60
								92	A	Wright St.	62 73	159	A	Northern Ky.	53 55
								92	H	Wright St.	72 80	159	H	Northern Ky.	61 72
												176	A	Detroit	65 51
												176	H	Detroit	80 89
												182	A	Milwaukee	53 54
												196	A	Oakland	73 78
												196	H	Oakland	76 78
												227	A	Western Ill.	78 70
												230	A	Valparaiso	54 50
												293	H	Cleveland St.	80 62
												305	A	Bradley	66 56
												310	A	Denver	56 46
												314	A	Illinois St.	74 65
												316	H	Howard	75 48
												329	H	Nevada	70 55
												336	A	Chicago St.	51 47
												337	H	Eastern Ill.	66 54
LAST 12 Division I GAMES:															
196	A	Oakland	73 78	108	H	Youngstown St.	64 69								
176	A	Detroit	65 51	20	A	Green Bay	22 64								
92	H	Wright St.	72 80	182	A	Milwaukee	53 54								
159	H	Northern Ky.	61 72	176	H	Detroit	80 89								
230	A	Valparaiso	54 50	196	H	Oakland	76 78								
293	H	Cleveland St.	80 62	159	A	Northern Ky.	53 55								

Non-Div I Games:

Ill.-Chicago

■ Loss, 
 ■ Non-Conf, S Site, 
 ■ Home 
 ■ Away 
 N Neutral

Average RPI Win:	163	WON-LOST	WINNING	LAST 10	STRENGTH OF	OPP. STRENGTH	TEAM	ADJ.	CONF.	ADJ CONF.
Average RPI Loss:	60	RECORD	PCT. RANK	GAMES	SCHEDULE	OF SCHEDULE	RPI	RPI	RPI	RPI
DIV. I ONLY	8- 17	268	1- 9	11	68	166	166	4	4	
DIV. I NON-CONF.	7- 4	110	0- 0	10	253	77	77	4	4	
TOTALS	RPI 1-25	RPI 26-50	W-L RECORDS	RPI 51-100	RPI 101-150	RPI 150+				
8- 17	0- 2	1- 6	OVERALL	1- 7	3- 2	3- 0				
8- 9	0- 2	1- 3	HOME	1- 3	3- 1	3- 0				
0- 8	0- 0	0- 3	AWAY	0- 4	0- 1	0- 0				
0- 0	0- 0	0- 0	NEUTRAL	0- 0	0- 0	0- 0				
7- 4	0- 0	1- 2	NON-CONFERENCE	1- 1	2- 1	3- 0				
7- 2	0- 0	1- 1	HOME	1- 1	2- 0	3- 0				
0- 2	0- 0	0- 1	AWAY	0- 0	0- 1	0- 0				
0- 0	0- 0	0- 0	NEUTRAL	0- 0	0- 0	0- 0				
1- 13	0- 2	0- 4	CONFERENCE	0- 6	1- 1	0- 0				
1- 7	0- 2	0- 2	HOME	0- 2	1- 1	0- 0				
0- 6	0- 0	0- 2	AWAY	0- 4	0- 0	0- 0				
0- 0	0- 0	0- 0	NEUTRAL	0- 0	0- 0	0- 0				

RPI	S	Opponent	Score	RPI	S	Opponent	Score	RPI	S	Opponent	Score	RPI	S	Opponent	Score	Team's RPI: 166
4	H	Ohio St.	70 80	27	H	Ohio	62 53	51	A	Purdue	65 69	103	H	UT Martin	94 74	
11	H	Maryland	63 79	32	A	Miami (FL)	64 73	68	H	Central Mich.	74 69	112	A	Memphis	75 81	
				33	H	George Washington	57 70	74	A	Nebraska	57 73	131	H	Penn St.	56 65	
				40	A	Rutgers	54 67	77	A	Michigan	83 96	143	H	Southern Ill.	78 64	
				40	H	Rutgers	56 63	80	H	South Dakota	76 85	148	H	Wisconsin	71 65	
				43	A	Indiana	66 68	81	A	Minnesota	77 82	213	H	Lehigh	76 67	
				43	H	Indiana	68 80	81	H	Minnesota	75 106	263	H	Tennessee St.	98 43	
								87	H	Northwestern	59 69	336	H	Chicago St.	67 36	
LAST 12 Division I GAMES:																
40	H	Rutgers	56 63	131	H	Penn St.	56 65									
43	H	Indiana	68 80	43	A	Indiana	66 68									
77	A	Michigan	83 96	148	H	Wisconsin	71 65									
87	H	Northwestern	59 69	40	A	Rutgers	54 67									
4	H	Ohio St.	70 80	74	A	Nebraska	57 73									
81	A	Minnesota	77 82	81	H	Minnesota	75 106									

Non-Div I Games:

Illinois

Loss, Non-Conf, S Site, H Home A Away N Neutral



Average RPI Win:	297	WON-LOST	WINNING	LAST 10	STRENGTH OF	OPP. STRENGTH	TEAM	ADJ.	CONF.	ADJ CONF.
Average RPI Loss:	170	RECORD	PCT. RANK	GAMES	SCHEDULE	OF SCHEDULE	RPI	RPI	RPI	RPI
DIV. I ONLY	6- 16	283	4- 6	278	223	314	314	21	21	
DIV. I NON-CONF.	2- 9	296	0- 1	297	263	341	341	17	17	
TOTALS	RPI 1-25	RPI 26-50	W-L RECORDS	RPI 51-100	RPI 101-150	RPI 150+				
6- 16	0- 1	0- 0	OVERALL	0- 3	0- 3	6- 9				
5- 6	0- 0	0- 0	HOME	0- 2	0- 1	5- 3				
1- 8	0- 1	0- 0	AWAY	0- 1	0- 2	1- 4				
0- 2	0- 0	0- 0	NEUTRAL	0- 0	0- 0	0- 2				
2- 9	0- 1	0- 0	NON-CONFERENCE	0- 0	0- 0	2- 8				
2- 3	0- 0	0- 0	HOME	0- 0	0- 0	2- 3				
0- 4	0- 1	0- 0	AWAY	0- 0	0- 0	0- 3				
0- 2	0- 0	0- 0	NEUTRAL	0- 0	0- 0	0- 2				
4- 7	0- 0	0- 0	CONFERENCE	0- 3	0- 3	4- 1				
3- 3	0- 0	0- 0	HOME	0- 2	0- 1	3- 0				
1- 4	0- 0	0- 0	AWAY	0- 1	0- 2	1- 1				
0- 0	0- 0	0- 0	NEUTRAL	0- 0	0- 0	0- 0				

RPI 1-25				RPI 26-50				RPI 51-100				RPI 101+ Team's RPI: 314			
RPI	S	Opponent	Score	RPI	S	Opponent	Score	RPI	S	Opponent	Score	RPI	S	Opponent	Score
17	A	DePaul	41 89					83	H	Missouri St.	51 73	125	A	UNI	51 65
								100	A	Drake	41 76	143	A	Southern Ill.	71 76
								100	H	Drake	58 98	150	H	Loyola Chicago	41 57
												157	A	Yale	47 60
												167	H	SIUE	57 65
												203	H	Ill.-Chicago	65 74
												227	H	Western Ill.	64 79
												241	A	UTSA	51 77
												248	A	Indiana St.	56 63
												248	H	Indiana St.	73 62
												250	A	Bowling Green	52 70
												251	N	Northern Ill.	59 68
												262	N	Omaha	56 60
												267	H	Murray St.	81 76
												301	H	Wichita St.	70 49
												305	H	Bradley	54 49
												323	A	Evansville	64 57
												336	H	Chicago St.	57 53
LAST 12 Division I GAMES:															
100	H	Drake	58 98	100	A	Drake	41 76								
248	H	Indiana St.	73 62	125	A	UNI	51 65								
143	A	Southern Ill.	71 76	248	A	Indiana St.	56 63								
323	A	Evansville	64 57	301	H	Wichita St.	70 49								
150	H	Loyola Chicago	41 57	83	H	Missouri St.	51 73								
305	H	Bradley	54 49	227	H	Western Ill.	64 79								

Non-Div I Games:

Illinois St.

Incarnate Word

Through Games Of Feb. 13, 2016

Average RPI Win:	266	WON-LOST	WINNING	LAST 10	STRENGTH OF	OPP. STRENGTH	TEAM	ADJ.	CONF.	ADJ CONF.
Average RPI Loss:	198	RECORD	PCT. RANK	GAMES	SCHEDULE	OF SCHEDULE	RPI	RPI	RPI	RPI
DIV. I ONLY	3- 16	332	3- 7	270	274	319	319	28	28	
DIV. I NON-CONF.	0- 7	338	0- 0	207	145	333	333	26	26	
TOTALS	RPI 1-25	RPI 26-50	W-L RECORDS	RPI 51-100	RPI 101-150	RPI 150+				
3- 16	0- 0	0- 1	OVERALL	0- 2	0- 3	3- 10				
0- 9	0- 0	0- 0	HOME	0- 1	0- 2	0- 6				
3- 7	0- 0	0- 1	AWAY	0- 1	0- 1	3- 4				
0- 0	0- 0	0- 0	NEUTRAL	0- 0	0- 0	0- 0				
0- 7	0- 0	0- 1	NON-CONFERENCE	0- 1	0- 1	0- 4				
0- 3	0- 0	0- 0	HOME	0- 0	0- 0	0- 3				
0- 4	0- 0	0- 1	AWAY	0- 1	0- 1	0- 1				
0- 0	0- 0	0- 0	NEUTRAL	0- 0	0- 0	0- 0				
3- 9	0- 0	0- 0	CONFERENCE	0- 1	0- 2	3- 6				
0- 6	0- 0	0- 0	HOME	0- 1	0- 2	0- 3				
3- 3	0- 0	0- 0	AWAY	0- 0	0- 0	3- 3				
0- 0	0- 0	0- 0	NEUTRAL	0- 0	0- 0	0- 0				

RPI S	Opponent	Score	RPI S	Opponent	Score	RPI S	Opponent	Score	RPI S	Opponent	Score	Team's RPI: 319
46	A Colorado St.	37 60	51	A Purdue	27 95	124	H Northwestern St.	48 53	129	H Central Ark.	57 76	
			61	H Abilene Christian	71 86	133	A Texas Tech	55 70	169	A McNeese St.	68 55	
						204	A UTRGV	47 60	204	H UTRGV	50 68	
						224	H North Texas	55 62	233	H Sam Houston St.	60 65	
						234	A Stephen F. Austin	62 74	256	H Houston	51 67	
						278	A Lamar	49 59	306	A Southeastern La.	70 66	
						324	A Nicholls St.	63 61	324	H Nicholls St.	64 66	
						326	H A&M-Corpus Christi	56 57	340	A New Orleans	49 55	
LAST 12 Division I GAMES:												
129	H Central Ark.	57 76	61	H Abilene Christian	71 86							
234	A Stephen F. Austin	62 74	169	A McNeese St.	68 55							
278	A Lamar	49 59	306	A Southeastern La.	70 66							
324	A Nicholls St.	63 61	124	H Northwestern St.	48 53							
324	H Nicholls St.	64 66	340	A New Orleans	49 55							
326	H A&M-Corpus Christi	56 57	233	H Sam Houston St.	60 65							

Non-Div I Games: LSU-Alexandria 96 59 Howard Payne 78 65 Sul Ross St. 54 35 Trinity (TX) 55 61 Incarnate Word

Loss, Non-Conf, S Site, H Home A Away N Neutral

Average RPI Win:	139	WON-LOST	WINNING	LAST 10	STRENGTH OF	OPP. STRENGTH	TEAM	ADJ.	CONF.	ADJ CONF.
Average RPI Loss:	45	RECORD	PCT. RANK	GAMES	SCHEDULE	OF SCHEDULE	RPI	RPI	RPI	RPI
DIV. I ONLY	16- 9	95	7- 3	46	18	43	43	4	4	
DIV. I NON-CONF.	8- 4	100	0- 0	84	59	73	73	4	4	
TOTALS	RPI 1-25	RPI 26-50	W-L RECORDS	RPI 51-100	RPI 101-150	RPI 150+				
16- 9	1- 3	1- 3	OVERALL	6- 2	1- 1	7- 0				
11- 0	1- 0	1- 0	HOME	5- 0	1- 0	3- 0				
4- 6	0- 3	0- 0	AWAY	1- 2	0- 1	3- 0				
1- 3	0- 0	0- 3	NEUTRAL	0- 0	0- 0	1- 0				
8- 4	0- 1	0- 3	NON-CONFERENCE	2- 0	1- 0	5- 0				
5- 0	0- 0	0- 0	HOME	2- 0	1- 0	2- 0				
2- 1	0- 1	0- 0	AWAY	0- 0	0- 0	2- 0				
1- 3	0- 0	0- 3	NEUTRAL	0- 0	0- 0	1- 0				
8- 5	1- 2	1- 0	CONFERENCE	4- 2	0- 1	2- 0				
6- 0	1- 0	1- 0	HOME	3- 0	0- 0	1- 0				
2- 5	0- 2	0- 0	AWAY	1- 2	0- 1	1- 0				
0- 0	0- 0	0- 0	NEUTRAL	0- 0	0- 0	0- 0				

RPI 1-25				RPI 26-50				Team's RPI: 43	RPI 51-100				RPI 101+			
RPI	S	Opponent	Score	RPI	S	Opponent	Score		RPI	S	Opponent	Score	RPI	S	Opponent	Score
4	A	Ohio St.	70 97	27	N	Ohio	56 63		51	A	Purdue	53 63	122	H	Samford	65 56
11	A	Maryland	63 86	32	N	Miami (FL)	75 89		57	H	Iowa	79 74	148	A	Wisconsin	69 73
17	A	DePaul	69 84	34	N	West Virginia	64 75		60	H	Chattanooga	54 43	157	H	Yale	76 60
25	H	Michigan St.	81 65	40	H	Rutgers	64 48		74	H	Nebraska	59 47	166	A	Illinois	80 68
									77	H	Michigan	77 69	166	H	Illinois	68 66
									79	H	Georgia Tech	69 60	248	A	Indiana St.	53 50
									81	A	Minnesota	76 78	263	H	Tennessee St.	88 56
									87	A	Northwestern	91 84	269	N	Austin Peay	90 58
													328	A	IPFW	79 72
LAST 12 Division I GAMES:																
166	A	Illinois	80 68	166	H	Illinois	68 66		81	A	Minnesota	76 78				
74	H	Nebraska	59 47	57	H	Iowa	79 74		25	H	Michigan St.	81 65				
11	A	Maryland	63 86	51	A	Purdue	53 63		4	A	Ohio St.	70 97				
40	H	Rutgers	64 48	4	A	Ohio St.	70 97		77	H	Michigan	77 69				
87	A	Northwestern	91 84													

Non-Div I Games:

Indiana

■ Loss, 
 ■ Non-Conf, 
 ■ S Site, 
 ■ H Home 
 ■ A Away 
 N Neutral

Average RPI Win:	268	WON-LOST	WINNING	LAST 10	STRENGTH OF	OPP. STRENGTH	TEAM	ADJ.	CONF.	ADJ CONF.
Average RPI Loss:	142	RECORD	PCT. RANK	GAMES	SCHEDULE	OF SCHEDULE	RPI	RPI	RPI	RPI
DIV. I ONLY	9- 13	227	4- 6	248	225	248	248	21	21	
DIV. I NON-CONF.	4- 7	222	1- 0	208	264	235	235	17	17	
TOTALS	RPI 1-25	RPI 26-50	W-L RECORDS	RPI 51-100	RPI 101-150	RPI 150+				
9- 13	0- 0	0- 1	OVERALL	0- 4	1- 4	8- 4				
6- 5	0- 0	0- 1	HOME	0- 2	1- 1	5- 1				
3- 7	0- 0	0- 0	AWAY	0- 2	0- 3	3- 2				
0- 1	0- 0	0- 0	NEUTRAL	0- 0	0- 0	0- 1				
4- 7	0- 0	0- 1	NON-CONFERENCE	0- 2	0- 1	4- 3				
2- 3	0- 0	0- 1	HOME	0- 1	0- 0	2- 1				
2- 3	0- 0	0- 0	AWAY	0- 1	0- 1	2- 1				
0- 1	0- 0	0- 0	NEUTRAL	0- 0	0- 0	0- 1				
5- 6	0- 0	0- 0	CONFERENCE	0- 2	1- 3	4- 1				
4- 2	0- 0	0- 0	HOME	0- 1	1- 1	3- 0				
1- 4	0- 0	0- 0	AWAY	0- 1	0- 2	1- 1				
0- 0	0- 0	0- 0	NEUTRAL	0- 0	0- 0	0- 0				

RPI S	Opponent	Score	RPI S	Opponent	Score	RPI S	Opponent	Score	RPI S	Opponent	Score	Team's RPI: 248
43	H Indiana	50 53	68	A Central Mich.	65 85	116	A IUPUI	43 68				
			75	H Saint Louis	52 62	125	A UNI	42 53				
			83	H Missouri St.	51 59	125	H UNI	45 61				
			100	A Drake	55 80	143	A Southern Ill.	64 76				
						150	H Loyola Chicago	62 48				
						159	A Northern Ky.	67 73				
						185	A Tulsa	67 63				
						197	H Butler	70 63				
						234	N Stephen F. Austin	62 71				
						262	H Omaha	50 51				
						296	A UMKC	77 47				
						301	H Wichita St.	59 33				
						305	H Bradley	59 37				
						314	A Illinois St.	62 73				
						314	H Illinois St.	63 56				
						323	A Evansville	59 44				
						337	H Eastern Ill.	60 42				
LAST 12 Division I GAMES:												
125	H UNI	45 61	125	A UNI	42 53							
314	A Illinois St.	62 73	100	A Drake	55 80							
323	A Evansville	59 44	314	H Illinois St.	63 56							
143	A Southern Ill.	64 76	83	H Missouri St.	51 59							
305	H Bradley	59 37	301	H Wichita St.	59 33							
150	H Loyola Chicago	62 48	197	H Butler	70 63							

Non-Div I Games:

Indiana St.

Average RPI Win:	241	WON-LOST	WINNING	LAST 10	STRENGTH OF	OPP. STRENGTH	TEAM	ADJ.	CONF.	ADJ CONF.
Average RPI Loss:	112	RECORD	PCT. RANK	GAMES	SCHEDULE	OF SCHEDULE	RPI	RPI	RPI	RPI
DIV. I ONLY	17- 10	102	7- 3	207	179	114	114	23	23	
DIV. I NON-CONF.	4- 7	222	0- 0	80	33	156	156	24	24	
TOTALS	RPI 1-25	RPI 26-50	W-L RECORDS	RPI 51-100	RPI 101-150	RPI 150+				
17- 10	0- 0	0- 3	OVERALL	1- 1	1- 3	15- 3				
8- 1	0- 0	0- 0	HOME	0- 1	1- 0	7- 0				
8- 7	0- 0	0- 2	AWAY	1- 0	0- 3	7- 2				
1- 2	0- 0	0- 1	NEUTRAL	0- 0	0- 0	1- 1				
4- 7	0- 0	0- 3	NON-CONFERENCE	1- 1	1- 2	2- 1				
2- 1	0- 0	0- 0	HOME	0- 1	1- 0	1- 0				
1- 4	0- 0	0- 2	AWAY	1- 0	0- 2	0- 0				
1- 2	0- 0	0- 1	NEUTRAL	0- 0	0- 0	1- 1				
13- 3	0- 0	0- 0	CONFERENCE	0- 0	0- 1	13- 2				
6- 0	0- 0	0- 0	HOME	0- 0	0- 0	6- 0				
7- 3	0- 0	0- 0	AWAY	0- 0	0- 1	7- 2				
0- 0	0- 0	0- 0	NEUTRAL	0- 0	0- 0	0- 0				

RPI 1-25			RPI 26-50			RPI 51-100			RPI 101+ Team's RPI: 114		
RPI	S	Opponent	Score	RPI	S	Opponent	Score	RPI	S	Opponent	Score
				33	A	George Washington	65 70	89	A	Saint Joseph's	81 75
				38	N	Southern California	56 76	97	H	VCU	58 74
				40	A	Rutgers	33 58				
LAST 12 Division I GAMES:											
				110	A	Quinnipiac	61 62	275	A	Monmouth	64 49
				216	A	Siena	64 51	292	H	Niagara	73 46
				294	A	Rider	67 48	232	A	Manhattan	56 63
				275	H	Monmouth	68 56	179	A	Marist	61 62
				218	A	Canisius	79 76	218	H	Canisius	79 56
				292	A	Niagara	73 52	179	H	Marist	69 49
								294	H	Rider	59 46
								303	N	Fairleigh Dickinson	77 54
								333	A	Saint Peter's	65 51

Non-Div I Games:

Iona

■ Loss, 
 ■ Non-Conf, 
 ■ S Site, 
 ■ H Home 
 ■ A Away 
 N Neutral

Average RPI Win:	137	WON-LOST	WINNING	LAST 10	STRENGTH OF	OPP. STRENGTH	TEAM	ADJ.	CONF.	ADJ CONF.
Average RPI Loss:	50	RECORD	PCT. RANK	GAMES	SCHEDULE	OF SCHEDULE	RPI	RPI	RPI	RPI
DIV. I ONLY	15- 10	117	3- 7	24	47	57	57	4	4	
DIV. I NON-CONF.	10- 2	33	0- 0	59	180	23	23	4	4	
TOTALS	RPI 1-25	RPI 26-50	W-L RECORDS	RPI 51-100	RPI 101-150	RPI 150+				
15- 10	0- 4	1- 2	OVERALL	5- 2	5- 2	4- 0				
8- 4	0- 3	1- 0	HOME	2- 0	2- 1	3- 0				
5- 5	0- 1	0- 1	AWAY	2- 2	3- 1	0- 0				
2- 1	0- 0	0- 1	NEUTRAL	1- 0	0- 0	1- 0				
10- 2	0- 0	0- 1	NON-CONFERENCE	2- 0	4- 1	4- 0				
6- 0	0- 0	0- 0	HOME	1- 0	2- 0	3- 0				
2- 1	0- 0	0- 0	AWAY	0- 0	2- 1	0- 0				
2- 1	0- 0	0- 1	NEUTRAL	1- 0	0- 0	1- 0				
5- 8	0- 4	1- 1	CONFERENCE	3- 2	1- 1	0- 0				
2- 4	0- 3	1- 0	HOME	1- 0	0- 1	0- 0				
3- 4	0- 1	0- 1	AWAY	2- 2	1- 0	0- 0				
0- 0	0- 0	0- 0	NEUTRAL	0- 0	0- 0	0- 0				

RPI	S	Opponent	Score	RPI	S	Opponent	Score	RPI	S	Opponent	Score	RPI	S	Opponent	Score
4	H	Ohio St.	81 98	33	N	George Washington	77 81	51	A	Purdue	73 90	101	A	Virginia	85 73
11	H	Maryland	56 76	40	H	Rutgers	69 65	74	A	Nebraska	74 68	102	A	Iowa St.	66 69
25	A	Michigan St.	73 80	43	A	Indiana	74 79	77	A	Michigan	75 82	103	H	UT Martin	62 56
25	H	Michigan St.	69 74					77	H	Michigan	85 69	125	A	UNI	80 65
								87	A	Northwestern	79 64	130	H	North Dakota	83 61
								92	N	Wright St.	83 77	131	H	Penn St.	69 82
								100	H	Drake	89 76	148	A	Wisconsin	57 54
												195	H	Robert Morris	69 50
												227	H	Western Ill.	96 81
												256	N	Houston	64 50
												305	H	Bradley	60 53
LAST 12 Division I GAMES:															
4	H	Ohio St.	81 98	131	H	Penn St.	69 82								
25	H	Michigan St.	69 74	25	A	Michigan St.	73 80								
43	A	Indiana	74 79	148	A	Wisconsin	57 54								
87	A	Northwestern	79 64	11	H	Maryland	56 76								
77	H	Michigan	85 69	77	A	Michigan	75 82								
51	A	Purdue	73 90	40	H	Rutgers	69 65								

Non-Div I Games:

Iowa

Average RPI Win:	176	WON-LOST	WINNING	LAST 10	STRENGTH OF	OPP. STRENGTH	TEAM	ADJ.	CONF.	ADJ CONF.
Average RPI Loss:	58	RECORD	PCT. RANK	GAMES	SCHEDULE	OF SCHEDULE	RPI	RPI	RPI	RPI
DIV. I ONLY	12- 12	168	2- 8	55	33	102	102	3	3	
DIV. I NON-CONF.	8- 3	77	0- 0	214	159	111	111	3	3	
TOTALS	RPI 1-25	RPI 26-50	W-L RECORDS	RPI 51-100	RPI 101-150	RPI 150+				
12- 12	1- 4	1- 3	OVERALL	1- 3	1- 2	8- 0				
8- 4	1- 2	0- 1	HOME	1- 1	0- 0	6- 0				
3- 6	0- 2	1- 1	AWAY	0- 2	1- 1	1- 0				
1- 2	0- 0	0- 1	NEUTRAL	0- 0	0- 1	1- 0				
8- 3	0- 0	0- 1	NON-CONFERENCE	1- 1	1- 1	6- 0				
6- 0	0- 0	0- 0	HOME	1- 0	0- 0	5- 0				
1- 1	0- 0	0- 0	AWAY	0- 1	1- 0	0- 0				
1- 2	0- 0	0- 1	NEUTRAL	0- 0	0- 1	1- 0				
4- 9	1- 4	1- 2	CONFERENCE	0- 2	0- 1	2- 0				
2- 4	1- 2	0- 1	HOME	0- 1	0- 0	1- 0				
2- 5	0- 2	1- 1	AWAY	0- 1	0- 1	1- 0				
0- 0	0- 0	0- 0	NEUTRAL	0- 0	0- 0	0- 0				

RPI	S	Opponent	Score	RPI	S	Opponent	Score	RPI	S	Opponent	Score	RPI	S	Opponent	Score	Team's RPI: 102
5	H	Baylor	61 77	29	H	Oklahoma	71 77	57	H	Iowa	69 66	125	A	UNI	84 75	
7	A	Texas	54 75	34	A	West Virginia	47 57	93	A	TCU	69 79	133	A	Texas Tech	66 69	
7	H	Texas	49 65	47	N	Duke	48 86	93	H	TCU	62 72	135	N	Idaho	65 97	
16	A	Oklahoma St.	76 79	49	A	Kansas St.	84 79	100	A	Drake	70 74	163	H	Hampton	95 59	
16	H	Oklahoma St.	49 42									177	H	Southern U.	86 46	
												190	A	Kansas	63 53	
												190	H	Kansas	65 49	
												209	N	Texas St.	83 61	
												271	H	Northern Ariz.	79 63	
												327	H	Alcorn	91 41	
												334	H	Ark.-Pine Bluff	70 41	
LAST 12 Division I GAMES:																
93	A	TCU	69 79	5	H	Baylor	61 77									
34	A	West Virginia	47 57	16	A	Oklahoma St.	76 79									
7	H	Texas	49 65	133	A	Texas Tech	66 69									
190	A	Kansas	63 53	190	H	Kansas	65 49									
29	H	Oklahoma	71 77	7	A	Texas	54 75									
93	H	TCU	62 72	16	H	Oklahoma St.	49 42									

Non-Div I Games:

Iowa St.

■ Loss, 
 ■ Non-Conf, 
 ■ S Site, 
 ■ H Home 
 ■ A Away 
 N Neutral

Average RPI Win: <b>319</b>	WON-LOST	WINNING	LAST 10	STRENGTH OF	OPP. STRENGTH	TEAM	ADJ.	CONF.	ADJ CONF.
Average RPI Loss: <b>212</b>	RECORD	PCT. RANK	GAMES	SCHEDULE	OF SCHEDULE	RPI	RPI	RPI	RPI
DIV. I ONLY	8- 12	231	3- 7	343	343	322	322	32	32
DIV. I NON-CONF.	3- 5	218	0- 0	335	231	302	302	31	31
TOTALS	RPI 1-25	RPI 26-50	W-L RECORDS	RPI 51-100	RPI 101-150	RPI 150+			
8- 12	0- 1	0- 0	OVERALL	0- 1	0- 1	8- 9			
5- 5	0- 0	0- 0	HOME	0- 0	0- 0	5- 5			
3- 7	0- 1	0- 0	AWAY	0- 1	0- 1	3- 4			
0- 0	0- 0	0- 0	NEUTRAL	0- 0	0- 0	0- 0			
3- 5	0- 1	0- 0	NON-CONFERENCE	0- 1	0- 1	3- 2			
2- 1	0- 0	0- 0	HOME	0- 0	0- 0	2- 1			
1- 4	0- 1	0- 0	AWAY	0- 1	0- 1	1- 1			
0- 0	0- 0	0- 0	NEUTRAL	0- 0	0- 0	0- 0			
5- 7	0- 0	0- 0	CONFERENCE	0- 0	0- 0	5- 7			
3- 4	0- 0	0- 0	HOME	0- 0	0- 0	3- 4			
2- 3	0- 0	0- 0	AWAY	0- 0	0- 0	2- 3			
0- 0	0- 0	0- 0	NEUTRAL	0- 0	0- 0	0- 0			

RPI 1-25				RPI 26-50				RPI 51-100				RPI 101+ Team's RPI: 322			
RPI	S	Opponent	Score	RPI	S	Opponent	Score	RPI	S	Opponent	Score	RPI	S	Opponent	Score
22	A	Kentucky	24 92					82	A	Tulane	49 92	124	A	Northwestern St.	54 59
												177	A	Southern U.	57 84
												177	H	Southern U.	57 66
												212	H	Grambling	58 79
												228	A	Texas Southern	47 66
												228	H	Texas Southern	36 62
												280	H	Alabama St.	70 69
												283	H	Jacksonville St.	71 65
												285	H	Prairie View	52 62
												306	A	Southeastern La.	79 72
												327	A	Alcorn	73 66
												327	H	Alcorn	79 65
												334	A	Ark.-Pine Bluff	66 71
												335	H	Lipscomb	53 52
												336	H	Chicago St.	59 76
												340	A	New Orleans	68 85
												344	H	Alabama A&M	59 58
												349	A	Mississippi Val.	72 46
LAST 12 Division I GAMES:															
228	A	Texas Southern	47 66	285	H	Prairie View	52 62								
177	H	Southern U.	57 66	228	H	Texas Southern	36 62								
327	H	Alcorn	79 65	177	A	Southern U.	57 84								
334	A	Ark.-Pine Bluff	66 71	327	A	Alcorn	73 66								
349	A	Mississippi Val.	72 46	344	H	Alabama A&M	59 58								
212	H	Grambling	58 79	280	H	Alabama St.	70 69								

Non-Div I Games: Fisk 78 58 Blue Mountain 74 52 Mobile 100 57

Jackson St.

Loss, Non-Conf, S Site, H Home A Away N Neutral



## Jacksonville

Through Games Of Feb. 13, 2016

Average RPI Win:	279	WON-LOST	WINNING	LAST 10	STRENGTH OF	OPP. STRENGTH	TEAM	ADJ.	CONF.	ADJ CONF.
Average RPI Loss:	117	RECORD	PCT. RANK	GAMES	SCHEDULE	OF SCHEDULE	RPI	RPI	RPI	RPI
DIV. I ONLY	13- 10	132	7- 3	223	265	151	151	29	29	
DIV. I NON-CONF.	6- 7	176	2- 0	231	234	190	190	27	27	
TOTALS	RPI 1-25	RPI 26-50	W-L RECORDS	RPI 51-100	RPI 101-150	RPI 150+				
13- 10	0- 2	0- 1	OVERALL	0- 2	0- 2	13- 3				
7- 1	0- 0	0- 0	HOME	0- 1	0- 0	7- 0				
5- 8	0- 1	0- 1	AWAY	0- 0	0- 1	5- 0				
1- 1	0- 0	0- 0	NEUTRAL	0- 0	0- 0	1- 1				
6- 7	0- 2	0- 1	NON-CONFERENCE	0- 0	0- 2	6- 2				
4- 0	0- 0	0- 0	HOME	0- 0	0- 0	4- 0				
1- 6	0- 2	0- 1	AWAY	0- 0	0- 2	1- 1				
1- 1	0- 0	0- 0	NEUTRAL	0- 0	0- 0	1- 1				
7- 3	0- 0	0- 0	CONFERENCE	0- 2	0- 0	7- 1				
3- 1	0- 0	0- 0	HOME	0- 1	0- 0	3- 0				
4- 2	0- 0	0- 0	AWAY	0- 1	0- 0	4- 1				
0- 0	0- 0	0- 0	NEUTRAL	0- 0	0- 0	0- 0				

RPI 1-25				RPI 26-50				RPI 51-100				RPI 101+ Team's RPI: 151			
RPI	S	Opponent	Score	RPI	S	Opponent	Score	RPI	S	Opponent	Score	RPI	S	Opponent	Score
13	A	Florida St.	60 77	42	A	South Fla.	52 74	66	A	FGCU	39 58	123	A	Wake Forest	51 57
24	A	Syracuse	49 65					66	H	FGCU	55 59	146	A	UT Arlington	54 56
												180	A	Stetson	61 66
												180	H	Stetson	69 49
												205	A	USC Upstate	49 43
												236	N	Dartmouth	51 44
												250	N	Bowling Green	69 72
												252	A	Bethune-Cookman	63 53
												261	A	UNCW	49 51
												267	H	Murray St.	79 54
												290	H	FIU	80 44
												297	A	Kennesaw St.	67 42
												297	H	Kennesaw St.	78 63
												300	H	Savannah St.	65 52
												309	H	South Carolina St.	79 47
												313	A	North Florida	73 39
												335	H	Lipscomb	81 51
												341	A	NJIT	65 36
LAST 12 Division I GAMES:															
297	A	Kennesaw St.	67 42	205	A	USC Upstate	49 43	297	H	Kennesaw St.	78 63				
66	H	FGCU	55 59	335	H	Lipscomb	81 51	313	A	North Florida	73 39				
180	A	Stetson	61 66	300	H	Savannah St.	65 52	309	H	South Carolina St.	79 47				
66	A	FGCU	39 58												
180	H	Stetson	69 49												
341	A	NJIT	65 36												

Non-Div I Games: Edward Waters 90 51 Thomas (GA) 88 50

Jacksonville

Loss, Non-Conf, S Site, H Home A Away N Neutral

Average RPI Win:	288	WON-LOST	WINNING	LAST 10	STRENGTH OF	OPP. STRENGTH	TEAM	ADJ.	CONF.	ADJ CONF.
Average RPI Loss:	189	RECORD	PCT. RANK	GAMES	SCHEDULE	OF SCHEDULE	RPI	RPI	RPI	RPI
DIV. I ONLY	9- 15	244	4- 6	308	293	283	283	24	24	
DIV. I NON-CONF.	4- 7	222	0- 0	299	331	280	280	23	23	
TOTALS	RPI 1-25	RPI 26-50	W-L RECORDS	RPI 51-100	RPI 101-150	RPI 150+				
9- 15	0- 0	0- 0	OVERALL	0- 1	0- 6	9- 8				
6- 4	0- 0	0- 0	HOME	0- 0	0- 3	6- 1				
3- 11	0- 0	0- 0	AWAY	0- 1	0- 3	3- 7				
0- 0	0- 0	0- 0	NEUTRAL	0- 0	0- 0	0- 0				
4- 7	0- 0	0- 0	NON-CONFERENCE	0- 1	0- 3	4- 3				
3- 1	0- 0	0- 0	HOME	0- 0	0- 1	3- 0				
1- 6	0- 0	0- 0	AWAY	0- 1	0- 2	1- 3				
0- 0	0- 0	0- 0	NEUTRAL	0- 0	0- 0	0- 0				
5- 8	0- 0	0- 0	CONFERENCE	0- 0	0- 3	5- 5				
3- 3	0- 0	0- 0	HOME	0- 0	0- 2	3- 1				
2- 5	0- 0	0- 0	AWAY	0- 0	0- 1	2- 4				
0- 0	0- 0	0- 0	NEUTRAL	0- 0	0- 0	0- 0				

RPI 1-25				RPI 26-50				RPI 51-100				RPI 101+				Team's RPI: 283	
RPI	S	Opponent	Score	RPI	S	Opponent	Score	RPI	S	Opponent	Score	RPI	S	Opponent	Score		
								51	A	Purdue	48	67	103	H	UT Martin	53	63
													104	A	Belmont	42	56
													104	H	Belmont	32	44
													112	A	Memphis	55	70
													119	A	Mercer	39	46
													122	H	Samford	39	50
													167	H	SIUE	57	62
													201	A	Eastern Ky.	56	54
													202	A	Southeast Mo. St.	47	61
													263	H	Tennessee St.	69	55
													267	A	Murray St.	74	71
													269	A	Austin Peay	59	61
													274	A	Tennessee Tech	49	51
													274	H	Tennessee Tech	55	46
													277	A	Ga. Southern	56	60
													295	A	Morehead St.	63	67
													297	H	Kennesaw St.	61	52
													300	H	Savannah St.	50	35
													307	A	Wofford	54	66
													322	A	Jackson St.	65	71
													324	A	Nicholls St.	63	49
													327	H	Alcorn	67	65
													337	H	Eastern Ill.	60	52
LAST 12 Division I GAMES:																	
274	A	Tennessee Tech	49	51	104	H	Belmont	32	44								
104	A	Belmont	42	56	103	H	UT Martin	53	63								
274	H	Tennessee Tech	55	46	202	A	Southeast Mo. St.	47	61								
263	H	Tennessee St.	69	55	267	A	Murray St.	74	71								
201	A	Eastern Ky.	56	54	269	A	Austin Peay	59	61								
295	A	Morehead St.	63	67	337	H	Eastern Ill.	60	52								

Non-Div I Games: Tuskegee 74 47

Jacksonville St.

■ Loss, 
 ■ Non-Conf, 
 ■ S Site, 
 ■ Home 
 ■ A Away 
 N Neutral

Average RPI Win:	178	WON-LOST	WINNING	LAST 10	STRENGTH OF	OPP. STRENGTH	TEAM	ADJ.	CONF.	ADJ CONF.
Average RPI Loss:	58	RECORD	PCT. RANK	GAMES	SCHEDULE	OF SCHEDULE	RPI	RPI	RPI	RPI
DIV. I ONLY	17- 5	39	10- 0	109	89	48	48	13	13	
DIV. I NON-CONF.	7- 4	110	1- 0	92	41	81	81	12	12	
TOTALS	RPI 1-25	RPI 26-50	W-L RECORDS	RPI 51-100	RPI 101-150	RPI 150+				
17- 5	0- 2	0- 2	OVERALL	5- 0	0- 0	12- 1				
10- 0	0- 0	0- 0	HOME	2- 0	0- 0	8- 0				
7- 3	0- 1	0- 1	AWAY	3- 0	0- 0	4- 1				
0- 2	0- 1	0- 1	NEUTRAL	0- 0	0- 0	0- 0				
7- 4	0- 2	0- 2	NON-CONFERENCE	1- 0	0- 0	6- 0				
5- 0	0- 0	0- 0	HOME	1- 0	0- 0	4- 0				
2- 2	0- 1	0- 1	AWAY	0- 0	0- 0	2- 0				
0- 2	0- 1	0- 1	NEUTRAL	0- 0	0- 0	0- 0				
10- 1	0- 0	0- 0	CONFERENCE	4- 0	0- 0	6- 1				
5- 0	0- 0	0- 0	HOME	1- 0	0- 0	4- 0				
5- 1	0- 0	0- 0	AWAY	3- 0	0- 0	2- 1				
0- 0	0- 0	0- 0	NEUTRAL	0- 0	0- 0	0- 0				

RPI 1-25				RPI 26-50				Team's RPI: 48				RPI 51-100				RPI 101+			
RPI	S	Opponent	Score	RPI	S	Opponent	Score	RPI	S	Opponent	Score	RPI	S	Opponent	Score	RPI	S	Opponent	Score
5	N	Baylor	63 77	34	N	West Virginia	62 69	65	A	Hofstra	71 54	155	H	Davidson	87 45				
10	A	UCLA	61 90	39	A	St. Bonaventure	45 56	72	A	Elon	81 76	163	A	Hampton	68 56				
								85	A	Drexel	59 55	183	H	Col. of Charleston	83 61				
								85	H	Drexel	67 56	184	H	Delaware	75 55				
								99	H	Liberty	72 56	186	A	Northeastern	61 52				
												186	H	Northeastern	85 62				
												200	A	William & Mary	59 65				
												217	H	Morgan St.	92 31				
												226	A	Richmond	73 47				
												249	H	American	74 45				
												261	H	UNCW	60 40				
												287	A	Towson	64 57				
												318	H	Longwood	88 30				
LAST 12 Division I GAMES:																			
				85	A	Drexel	59 55					186	H	Northeastern	85 62				
				186	A	Northeastern	61 52					85	H	Drexel	67 56				
				65	A	Hofstra	71 54					72	A	Elon	81 76				
				261	H	UNCW	60 40					183	H	Col. of Charleston	83 61				
				184	H	Delaware	75 55					200	A	William & Mary	59 65				
				287	A	Towson	64 57					155	H	Davidson	87 45				

Non-Div I Games:

James Madison

■ Loss, 
 ■ Non-Conf, S Site, 
 ■ Home 
 ■ Away 
 N Neutral

Kansas

Through Games Of Feb. 13, 2016

Average RPI Win:	191	WON-LOST	WINNING	LAST 10	STRENGTH OF	OPP. STRENGTH	TEAM	ADJ.	CONF.	ADJ CONF.
Average RPI Loss:	73	RECORD	PCT. RANK	GAMES	SCHEDULE	OF SCHEDULE	RPI	RPI	RPI	RPI
DIV. I ONLY	5- 19	308	0- 10	15	48	190	190	3	3	
DIV. I NON-CONF.	5- 6	180	0- 0	174	179	228	228	3	3	
TOTALS	RPI 1-25	RPI 26-50	W-L RECORDS	RPI 51-100	RPI 101-150	RPI 150+				
5- 19	0- 5	0- 6	OVERALL	0- 1	2- 5	3- 2				
4- 10	0- 3	0- 3	HOME	0- 1	2- 2	2- 1				
0- 9	0- 2	0- 3	AWAY	0- 0	0- 3	0- 1				
1- 0	0- 0	0- 0	NEUTRAL	0- 0	0- 0	1- 0				
5- 6	0- 0	0- 1	NON-CONFERENCE	0- 1	2- 2	3- 2				
4- 4	0- 0	0- 1	HOME	0- 1	2- 1	2- 1				
0- 2	0- 0	0- 0	AWAY	0- 0	0- 1	0- 1				
1- 0	0- 0	0- 0	NEUTRAL	0- 0	0- 0	1- 0				
0- 13	0- 5	0- 5	CONFERENCE	0- 0	0- 3	0- 0				
0- 6	0- 3	0- 2	HOME	0- 0	0- 1	0- 0				
0- 7	0- 2	0- 3	AWAY	0- 0	0- 2	0- 0				
0- 0	0- 0	0- 0	NEUTRAL	0- 0	0- 0	0- 0				

RPI	S	Opponent	Score	RPI	S	Opponent	Score	RPI	S	Opponent	Score	RPI	S	Opponent	Score	Team's RPI: 190
5	A	Baylor	49 81	29	A	Oklahoma	44 67	69	H	Washington St.	53 66	102	A	Iowa St.	49 65	
5	H	Baylor	40 58	34	A	West Virginia	35 72					102	H	Iowa St.	53 63	
7	A	Texas	46 70	34	H	West Virginia	45 65					109	A	Arizona	52 67	
7	H	Texas	38 75	44	H	St. John's (NY)	71 86					112	H	Memphis	72 63	
16	H	Oklahoma St.	46 74	49	A	Kansas St.	67 81					121	H	Creighton	67 54	
				49	H	Kansas St.	46 59					133	A	Texas Tech	44 54	
LAST 12 Division I GAMES:																
				49	A	Kansas St.	67 81	49	H	Kansas St.	46 59					
				5	A	Baylor	49 81	34	A	West Virginia	35 72					
				102	H	Iowa St.	53 63	7	H	Texas	38 75					
				133	A	Texas Tech	44 54	102	A	Iowa St.	49 65					
				7	A	Texas	46 70	5	H	Baylor	40 58					
				16	H	Oklahoma St.	46 74	34	H	West Virginia	45 65					

Non-Div I Games:

Kansas

Loss, Non-Conf, S Site, H Home A Away N Neutral



Average RPI Win:	308	WON-LOST	WINNING	LAST 10	STRENGTH OF	OPP. STRENGTH	TEAM	ADJ.	CONF.	ADJ CONF.
Average RPI Loss:	183	RECORD	PCT. RANK	GAMES	SCHEDULE	OF SCHEDULE	RPI	RPI	RPI	RPI
DIV. I ONLY	8- 16	257	4- 6	285	313	297	297	29	29	
DIV. I NON-CONF.	4- 10	253	0- 1	255	326	306	306	27	27	
TOTALS	RPI 1-25	RPI 26-50	W-L RECORDS	RPI 51-100	RPI 101-150	RPI 150+				
8- 16	0- 1	0- 1	OVERALL	0- 1	0- 2	8- 11				
6- 6	0- 0	0- 0	HOME	0- 1	0- 1	6- 4				
2- 10	0- 1	0- 1	AWAY	0- 0	0- 1	2- 7				
0- 0	0- 0	0- 0	NEUTRAL	0- 0	0- 0	0- 0				
4- 10	0- 1	0- 1	NON-CONFERENCE	0- 0	0- 2	4- 6				
4- 2	0- 0	0- 0	HOME	0- 0	0- 1	4- 1				
0- 8	0- 1	0- 1	AWAY	0- 0	0- 1	0- 5				
0- 0	0- 0	0- 0	NEUTRAL	0- 0	0- 0	0- 0				
4- 6	0- 0	0- 0	CONFERENCE	0- 1	0- 0	4- 5				
2- 4	0- 0	0- 0	HOME	0- 1	0- 0	2- 3				
2- 2	0- 0	0- 0	AWAY	0- 0	0- 0	2- 2				
0- 0	0- 0	0- 0	NEUTRAL	0- 0	0- 0	0- 0				

RPI 1-25				RPI 26-50				RPI 51-100				RPI 101+ Team's RPI: 297			
RPI	S	Opponent	Score	RPI	S	Opponent	Score	RPI	S	Opponent	Score	RPI	S	Opponent	Score
19	A	Florida	57 84	26	A	Georgia	34 89	66	H	FGCU	47 78	119	H	Mercer	61 72
												134	A	Xavier	59 62
												151	A	Jacksonville	63 78
												151	H	Jacksonville	42 67
												180	H	Stetson	54 57
												205	A	USC Upstate	57 66
												205	H	USC Upstate	53 61
												210	A	Gardner-Webb	56 70
												223	H	Presbyterian	49 47
												269	H	Austin Peay	73 65
												270	H	Georgia St.	62 66
												283	A	Jacksonville St.	52 61
												295	A	Morehead St.	77 83
												298	H	Western Caro.	65 53
												299	A	Florida A&M	67 69
												307	A	Wofford	59 70
												313	A	North Florida	70 55
												335	H	Lipscomb	55 54
												340	H	New Orleans	60 53
												341	A	NJIT	82 77
												341	H	NJIT	64 48
LAST 12 Division I GAMES:															
151	H	Jacksonville	42 67	180	H	Stetson	54 57								
205	H	USC Upstate	53 61	151	A	Jacksonville	63 78								
341	A	NJIT	82 77	313	A	North Florida	70 55								
205	A	USC Upstate	57 66	335	H	Lipscomb	55 54								
341	H	NJIT	64 48	307	A	Wofford	59 70								
66	H	FGCU	47 78	134	A	Xavier	59 62								

Non-Div I Games: Thomas (GA) 70 41

Kennesaw St.

Loss, Non-Conf, S Site, H Home A Away N Neutral

Average RPI Win: <b>233</b>	WON-LOST	WINNING	LAST 10	STRENGTH OF	OPP. STRENGTH	TEAM	ADJ.	CONF.	ADJ CONF.
Average RPI Loss: <b>159</b>	RECORD	PCT. RANK	GAMES	SCHEDULE	OF SCHEDULE	RPI	RPI	RPI	RPI
DIV. I ONLY	4- 17	314	2- 8	206	177	317	317	11	11
DIV. I NON-CONF.	2- 7	280	0- 0	326	276	345	345	13	13
TOTALS	RPI 1-25	RPI 26-50	W-L RECORDS	RPI 51-100	RPI 101-150	RPI 150+			
4- 17	0- 0	0- 1	OVERALL	1- 3	0- 7	3- 6			
4- 8	0- 0	0- 1	HOME	1- 2	0- 3	3- 2			
0- 9	0- 0	0- 0	AWAY	0- 1	0- 4	0- 4			
0- 0	0- 0	0- 0	NEUTRAL	0- 0	0- 0	0- 0			
2- 7	0- 0	0- 0	NON-CONFERENCE	0- 2	0- 1	2- 4			
2- 4	0- 0	0- 0	HOME	0- 2	0- 0	2- 2			
0- 3	0- 0	0- 0	AWAY	0- 0	0- 1	0- 2			
0- 0	0- 0	0- 0	NEUTRAL	0- 0	0- 0	0- 0			
2- 10	0- 0	0- 1	CONFERENCE	1- 1	0- 6	1- 2			
2- 4	0- 0	0- 1	HOME	1- 0	0- 3	1- 0			
0- 6	0- 0	0- 0	AWAY	0- 1	0- 3	0- 2			
0- 0	0- 0	0- 0	NEUTRAL	0- 0	0- 0	0- 0			

RPI S	Opponent	Score	RPI S	Opponent	Score	RPI S	Opponent	Score	RPI S	Opponent	Score	Team's RPI: 317
27	H Ohio	54 <b>93</b>	68	A Central Mich.	61 <b>81</b>	108	A Youngstown St.	61 <b>91</b>				
			78	H Ball St.	59 50	111	A Eastern Mich.	51 <b>72</b>				
			81	H Minnesota	73 <b>85</b>	113	A Toledo	67 <b>73</b>				
			92	H Wright St.	68 <b>73</b>	113	H Toledo	64 <b>67</b>				
						115	A Western Mich.	52 <b>73</b>				
						115	H Western Mich.	53 <b>65</b>				
						136	H Buffalo	66 <b>77</b>				
						192	H Brown	57 <b>62</b>				
						250	A Bowling Green	49 <b>71</b>				
						251	H Northern Ill.	95 85				
						263	A Miami (OH)	52 <b>55</b>				
						289	H Colgate	76 71				
						293	H Cleveland St.	49 <b>60</b>				
						305	A Bradley	60 <b>68</b>				
						315	H North Dakota St.	75 54				
						328	A IPFW	68 <b>86</b>				
LAST 12 Division I GAMES:												
78	H Ball St.	59 50	27	H Ohio	54 <b>93</b>							
113	H Toledo	64 <b>67</b>	111	A Eastern Mich.	51 <b>72</b>							
263	A Miami (OH)	52 <b>55</b>	115	A Western Mich.	52 <b>73</b>							
115	H Western Mich.	53 <b>65</b>	136	H Buffalo	66 <b>77</b>							
251	H Northern Ill.	95 85	113	A Toledo	67 <b>73</b>							
250	A Bowling Green	49 <b>71</b>	68	A Central Mich.	61 <b>81</b>							

Non-Div I Games: Malone 73 59

Kent St.

■ Loss, 
 ■ Non-Conf, 
 ■ S Site, 
 ■ H Home 
 ■ A Away 
 N Neutral

## Kentucky

Through Games Of Feb. 13, 2016

Average RPI Win:	129	WON-LOST	WINNING	LAST 10	STRENGTH OF	OPP. STRENGTH	TEAM	ADJ.	CONF.	ADJ CONF.
Average RPI Loss:	51	RECORD	PCT. RANK	GAMES	SCHEDULE	OF SCHEDULE	RPI	RPI	RPI	RPI
DIV. I ONLY	16- 6	59	5- 5	22	23	22	22	2	2	
DIV. I NON-CONF.	11- 0	1	1- 0	118	69	9	9	2	2	
TOTALS	RPI 1-25	RPI 26-50	W-L RECORDS	RPI 51-100	RPI 101-150	RPI 150+				
16- 6	3- 3	2- 0	OVERALL	2- 2	3- 0	6- 1				
12- 2	2- 1	1- 0	HOME	1- 1	3- 0	5- 0				
4- 4	1- 2	1- 0	AWAY	1- 1	0- 0	1- 1				
0- 0	0- 0	0- 0	NEUTRAL	0- 0	0- 0	0- 0				
11- 0	2- 0	1- 0	NON-CONFERENCE	1- 0	1- 0	6- 0				
8- 0	1- 0	1- 0	HOME	0- 0	1- 0	5- 0				
3- 0	1- 0	0- 0	AWAY	1- 0	0- 0	1- 0				
0- 0	0- 0	0- 0	NEUTRAL	0- 0	0- 0	0- 0				
5- 6	1- 3	1- 0	CONFERENCE	1- 2	2- 0	0- 1				
4- 2	1- 1	0- 0	HOME	1- 1	2- 0	0- 0				
1- 4	0- 2	1- 0	AWAY	0- 1	0- 0	0- 1				
0- 0	0- 0	0- 0	NEUTRAL	0- 0	0- 0	0- 0				

RPI	S	Opponent	Score	RPI	S	Opponent	Score	RPI	S	Opponent	Score	RPI	S	Opponent	Score
3	A	South Carolina	68 78	26	A	Georgia	64 53	55	A	Auburn	61 66	111	H	Eastern Mich.	89 67
3	H	South Carolina	62 73	47	H	Duke	71 61	55	H	Auburn	54 47	120	H	LSU	70 58
9	A	Arizona St.	68 64					64	H	Vanderbilt	69 71	147	H	Alabama	73 48
14	H	Tennessee	64 63					71	A	Middle Tenn.	68 52	159	A	Northern Ky.	84 65
18	H	Louisville	72 54									160	A	Ole Miss	65 73
19	A	Florida	79 85									175	H	Colorado	86 61
												237	H	Rice	72 39
												263	H	Tennessee St.	81 39
												295	H	Morehead St.	112 57
												322	H	Jackson St.	92 24
LAST 12 Division I GAMES:															
120	H	LSU	70 58	55	H	Auburn	54 47								
3	A	South Carolina	68 78	3	H	South Carolina	62 73								
19	A	Florida	79 85	26	A	Georgia	64 53								
64	H	Vanderbilt	69 71	147	H	Alabama	73 48								
14	H	Tennessee	64 63	55	A	Auburn	61 66								
160	A	Ole Miss	65 73	263	H	Tennessee St.	81 39								

Non-Div I Games:

Kentucky

■ Loss, 
 ■ Non-Conf, S Site, 
 ■ Home 
 ■ Away 
 N Neutral



Average RPI Win: 313		WON-LOST	WINNING	LAST 10	STRENGTH OF	OPP. STRENGTH	TEAM	ADJ.	CONF.	ADJ CONF.
Average RPI Loss: 233		RECORD	PCT. RANK	GAMES	SCHEDULE	OF SCHEDULE	RPI	RPI	RPI	RPI
DIV. I ONLY		8- 16	257	4- 6	333	348	320	320	31	31
DIV. I NON-CONF.		2- 9	296	0- 0	294	315	327	327	32	32
TOTALS		RPI 1-25	RPI 26-50	W-L RECORDS	RPI 51-100	RPI 101-150	RPI 150+			
8- 16	0- 1		0- 0	OVERALL	0- 0	0- 2	8- 13			
2- 9	0- 1		0- 0	HOME	0- 0	0- 0	2- 8			
6- 5	0- 0		0- 0	AWAY	0- 0	0- 2	6- 3			
0- 2	0- 0		0- 0	NEUTRAL	0- 0	0- 0	0- 2			
2- 9	0- 1		0- 0	NON-CONFERENCE	0- 0	0- 2	2- 6			
0- 5	0- 1		0- 0	HOME	0- 0	0- 0	0- 4			
2- 2	0- 0		0- 0	AWAY	0- 0	0- 2	2- 0			
0- 2	0- 0		0- 0	NEUTRAL	0- 0	0- 0	0- 2			
6- 7	0- 0		0- 0	CONFERENCE	0- 0	0- 0	6- 7			
2- 4	0- 0		0- 0	HOME	0- 0	0- 0	2- 4			
4- 3	0- 0		0- 0	AWAY	0- 0	0- 0	4- 3			
0- 0	0- 0		0- 0	NEUTRAL	0- 0	0- 0	0- 0			

RPI 1-25				RPI 26-50				RPI 51-100				RPI 101+ Team's RPI: 320			
RPI	S	Opponent	Score	RPI	S	Opponent	Score	RPI	S	Opponent	Score	RPI	S	Opponent	Score
13	H	Florida St.	42 78									128	A	Stony Brook	54 71
												136	A	Buffalo	38 55
												195	H	Robert Morris	49 52
												219	H	Columbia	74 84
												225	A	Bryant	55 63
												233	H	Sam Houston St.	56 63
												244	A	Navy	68 66
												252	N	Bethune-Cookman	55 68
												253	A	Sacred Heart	47 71
												253	H	Sacred Heart	53 62
												263	N	Miami (OH)	49 68
												272	H	Saint Francis (PA)	75 84
												276	A	Central Conn. St.	59 45
												289	H	Colgate	53 63
												303	A	Fairleigh Dickinson	58 75
												303	H	Fairleigh Dickinson	65 62
												316	A	Howard	89 72
												339	A	Mt. St. Mary's	61 51
												339	H	Mt. St. Mary's	53 50
												341	H	NJIT	44 53
												343	A	Wagner	73 63
												345	A	St. Francis Brooklyn	65 62
												345	H	St. Francis Brooklyn	51 71
LAST 12 Division I GAMES:															
345	A	St. Francis Brooklyn	65 62	345	H	St. Francis Brooklyn	51 71								
253	A	Sacred Heart	47 71	343	A	Wagner	73 63								
339	H	Mt. St. Mary's	53 50	225	A	Bryant	55 63								
253	H	Sacred Heart	53 62	195	H	Robert Morris	49 52								
303	H	Fairleigh Dickinson	65 62	272	H	Saint Francis (PA)	75 84								
303	A	Fairleigh Dickinson	58 75	276	A	Central Conn. St.	59 45								

Non-Div I Games:

LIU Brooklyn

Loss, Non-Conf, S Site, H Home A Away N Neutral

Average RPI Win:	178	WON-LOST	WINNING	LAST 10	STRENGTH OF	OPP. STRENGTH	TEAM	ADJ.	CONF.	ADJ CONF.
Average RPI Loss:	64	RECORD	PCT. RANK	GAMES	SCHEDULE	OF SCHEDULE	RPI	RPI	RPI	RPI
DIV. I ONLY	8- 16	257	2- 8	9	70	120	120	2	2	
DIV. I NON-CONF.	6- 7	176	0- 1	23	191	112	112	2	2	
TOTALS	RPI 1-25	RPI 26-50	W-L RECORDS	RPI 51-100	RPI 101-150	RPI 150+				
8- 16	0- 5	1- 2	OVERALL	0- 5	2- 4	5- 0				
5- 5	0- 2	0- 0	HOME	0- 1	1- 2	4- 0				
2- 9	0- 3	1- 2	AWAY	0- 2	1- 2	0- 0				
1- 2	0- 0	0- 0	NEUTRAL	0- 2	0- 0	1- 0				
6- 7	0- 1	0- 1	NON-CONFERENCE	0- 3	2- 2	4- 0				
4- 1	0- 0	0- 0	HOME	0- 0	1- 1	3- 0				
1- 4	0- 1	0- 1	AWAY	0- 1	1- 1	0- 0				
1- 2	0- 0	0- 0	NEUTRAL	0- 2	0- 0	1- 0				
2- 9	0- 4	1- 1	CONFERENCE	0- 2	0- 2	1- 0				
1- 4	0- 2	0- 0	HOME	0- 1	0- 1	1- 0				
1- 5	0- 2	1- 1	AWAY	0- 1	0- 1	0- 0				
0- 0	0- 0	0- 0	NEUTRAL	0- 0	0- 0	0- 0				

RPI	S	Opponent	Score	RPI	S	Opponent	Score	RPI	S	Opponent	Score	RPI	S	Opponent	Score	Team's RPI: 120
2	A	UConn	40 86	26	A	Georgia	53 46	51	N	Purdue	52 69	122	H	Samford	44 47	
15	H	Texas A&M	35 53	31	A	Missouri	46 52	55	H	Auburn	53 63	123	A	Wake Forest	57 60	
19	A	Florida	45 53	40	A	Rutgers	57 69	64	A	Vanderbilt	42 58	132	H	Arkansas	44 48	
22	A	Kentucky	58 70					82	A	Tulane	63 67	137	A	Little Rock	57 51	
23	H	Mississippi St.	52 71					88	N	Maine	41 52	147	A	Alabama	45 62	
												149	H	Long Beach St.	59 53	
												160	H	Ole Miss	76 57	
												179	N	Marist	72 49	
												228	H	Texas Southern	86 36	
												260	H	UC Santa Barbara	68 50	
												284	H	La.-Monroe	61 54	
LAST 12 Division I GAMES:																
22	A	Kentucky	58 70	19	A	Florida	45 53									
23	H	Mississippi St.	52 71	64	A	Vanderbilt	42 58									
55	H	Auburn	53 63	15	H	Texas A&M	35 53									
31	A	Missouri	46 52	160	H	Ole Miss	76 57									
26	A	Georgia	53 46	147	A	Alabama	45 62									
132	H	Arkansas	44 48	122	H	Samford	44 47									

Non-Div I Games:

LSU

■ Loss, 
■ Non-Conf, 
■ S Site, 
■ H Home 
■ A Away 
N Neutral

Average RPI Win:	<b>294</b>	WON-LOST	WINNING	LAST 10	STRENGTH OF	OPP. STRENGTH	TEAM	ADJ.	CONF.	ADJ CONF.
Average RPI Loss:	<b>130</b>	RECORD	PCT. RANK	GAMES	SCHEDULE	OF SCHEDULE	RPI	RPI	RPI	RPI
DIV. I ONLY	<b>4- 21</b>	<b>330</b>	<b>1- 9</b>	<b>142</b>	<b>148</b>	<b>279</b>	<b>279</b>	<b>7</b>	<b>7</b>	
DIV. I NON-CONF.	<b>3- 10</b>	<b>277</b>	<b>0- 1</b>	<b>138</b>	<b>274</b>	<b>244</b>	<b>244</b>	<b>8</b>	<b>8</b>	
TOTALS	RPI 1-25	RPI 26-50	W-L RECORDS	RPI 51-100	RPI 101-150	RPI 150+				
4- 21	0- 0	0- 4	OVERALL	0- 5	0- 1	4- 11				
1- 10	0- 0	0- 2	HOME	0- 3	0- 0	1- 5				
2- 10	0- 0	0- 2	AWAY	0- 2	0- 1	2- 5				
1- 1	0- 0	0- 0	NEUTRAL	0- 0	0- 0	1- 1				
3- 10	0- 0	0- 2	NON-CONFERENCE	0- 2	0- 1	3- 5				
0- 5	0- 0	0- 1	HOME	0- 2	0- 0	0- 2				
2- 4	0- 0	0- 1	AWAY	0- 0	0- 1	2- 2				
1- 1	0- 0	0- 0	NEUTRAL	0- 0	0- 0	1- 1				
1- 11	0- 0	0- 2	CONFERENCE	0- 3	0- 0	1- 6				
1- 5	0- 0	0- 1	HOME	0- 1	0- 0	1- 3				
0- 6	0- 0	0- 1	AWAY	0- 2	0- 0	0- 3				
0- 0	0- 0	0- 0	NEUTRAL	0- 0	0- 0	0- 0				

RPI 1-25				RPI 26-50				RPI 51-100				RPI 101+				Team's RPI: 279	
RPI	S	Opponent	Score	RPI	S	Opponent	Score	RPI	S	Opponent	Score	RPI	S	Opponent	Score		
				32	A	Miami (FL)	58 86	53	H	Villanova	56 67	123	A	Wake Forest	53 61		
				33	A	George Washington	59 83	62	H	Temple	48 77	155	H	Davidson	58 66		
				36	H	Penn	68 78	75	A	Saint Louis	70 79	164	A	George Mason	70 79		
				50	H	Dayton	51 67	89	A	Saint Joseph's	55 64	165	A	Fordham	44 54		
								97	H	VCU	76 84	168	A	UMBC	29 60		
												182	N	Milwaukee	53 69		
												193	A	Rhode Island	52 62		
												193	H	Rhode Island	61 72		
												195	H	Robert Morris	45 76		
												220	A	Fairfield	59 62		
												224	H	North Texas	63 69		
												226	H	Richmond	43 60		
												238	H	Massachusetts	66 57		
												275	A	Monmouth	65 50		
												316	A	Howard	71 68		
												346	N	Norfolk St.	67 59		
LAST 12 Division I GAMES:																	
				165	A	Fordham	44 54	75	A	Saint Louis	70 79						
				238	H	Massachusetts	66 57	36	H	Penn	68 78						
				97	H	VCU	76 84	193	H	Rhode Island	61 72						
				193	A	Rhode Island	52 62	33	A	George Washington	59 83						
				89	A	Saint Joseph's	55 64	164	A	George Mason	70 79						
				50	H	Dayton	51 67	155	H	Davidson	58 66						

Non-Div I Games:

La Salle

■ Loss, 
 ■ Non-Conf, 
 ■ S Site, 
 ■ H Home 
 ■ A Away 
 N Neutral

## La.-Lafayette

Through Games Of Feb. 13, 2016

Average RPI Win:	226	WON-LOST	WINNING	LAST 10	STRENGTH OF	OPP. STRENGTH	TEAM	ADJ.	CONF.	ADJ CONF.
Average RPI Loss:	160	RECORD	PCT. RANK	GAMES	SCHEDULE	OF SCHEDULE	RPI	RPI	RPI	RPI
DIV. I ONLY	14- 7	83	6- 4	280	188	152	152	16	16	
DIV. I NON-CONF.	5- 2	86	0- 0	329	198	154	154	14	14	
TOTALS	RPI 1-25	RPI 26-50	W-L RECORDS	RPI 51-100	RPI 101-150	RPI 150+				
14- 7	0- 0	0- 2	OVERALL	0- 0	3- 1	11- 4				
7- 3	0- 0	0- 1	HOME	0- 0	1- 1	6- 1				
5- 4	0- 0	0- 1	AWAY	0- 0	1- 0	4- 3				
2- 0	0- 0	0- 0	NEUTRAL	0- 0	1- 0	1- 0				
5- 2	0- 0	0- 0	NON-CONFERENCE	0- 0	1- 0	4- 2				
2- 0	0- 0	0- 0	HOME	0- 0	0- 0	2- 0				
1- 2	0- 0	0- 0	AWAY	0- 0	0- 0	1- 2				
2- 0	0- 0	0- 0	NEUTRAL	0- 0	1- 0	1- 0				
9- 5	0- 0	0- 2	CONFERENCE	0- 0	2- 1	7- 2				
5- 3	0- 0	0- 1	HOME	0- 0	1- 1	4- 1				
4- 2	0- 0	0- 1	AWAY	0- 0	1- 0	3- 1				
0- 0	0- 0	0- 0	NEUTRAL	0- 0	0- 0	0- 0				

RPI 1-25				RPI 26-50				RPI 51-100				RPI 101+ Team's RPI: 152			
RPI	S	Opponent	Score	RPI	S	Opponent	Score	RPI	S	Opponent	Score	RPI	S	Opponent	Score
				45	A	Arkansas St.	56 83					132	N	Arkansas	67 59
				45	H	Arkansas St.	62 74					137	A	Little Rock	65 58
												137	H	Little Rock	49 58
												146	H	UT Arlington	63 52
												160	A	Ole Miss	82 78
												174	A	Louisiana Tech	62 79
												178	H	Troy	56 53
												206	H	South Ala.	69 50
												209	H	Texas St.	42 46
												253	N	Sacred Heart	60 58
												255	A	Appalachian St.	59 76
												255	H	Appalachian St.	60 51
												256	A	Houston	51 52
												260	H	UC Santa Barbara	61 42
												270	A	Georgia St.	77 57
												277	A	Ga. Southern	56 39
												284	A	La.-Monroe	71 52
												284	H	La.-Monroe	52 40
												327	H	Alcorn	73 61
LAST 12 Division I GAMES:															
				137	H	Little Rock	49 58					178	H	Troy	56 53
				45	H	Arkansas St.	62 74					206	H	South Ala.	69 50
				255	A	Appalachian St.	59 76					270	A	Georgia St.	77 57
				284	H	La.-Monroe	52 40					277	A	Ga. Southern	56 39
				146	H	UT Arlington	63 52					45	A	Arkansas St.	56 83
				209	H	Texas St.	42 46					137	A	Little Rock	65 58

Non-Div I Games: Southern-N.O. 81 28 Dillard 84 36

La.-Lafayette

Loss, Non-Conf, S Site, H Home A Away N Neutral

## La.-Monroe

Through Games Of Feb. 13, 2016

Average RPI Win:	259	WON-LOST	WINNING	LAST 10	STRENGTH OF	OPP. STRENGTH	TEAM	ADJ.	CONF.	ADJ CONF.
Average RPI Loss:	156	RECORD	PCT. RANK	GAMES	SCHEDULE	OF SCHEDULE	RPI	RPI	RPI	RPI
DIV. I ONLY	5- 14	287	3- 7	222	195	284	284	16	16	
DIV. I NON-CONF.	2- 3	201	0- 0	323	149	243	243	14	14	
TOTALS	RPI 1-25	RPI 26-50	W-L RECORDS	RPI 51-100	RPI 101-150	RPI 150+				
5- 14	0- 0	0- 2	OVERALL	0- 1	0- 4	5- 7				
3- 6	0- 0	0- 1	HOME	0- 0	0- 2	3- 3				
2- 8	0- 0	0- 1	AWAY	0- 1	0- 2	2- 4				
0- 0	0- 0	0- 0	NEUTRAL	0- 0	0- 0	0- 0				
2- 3	0- 0	0- 0	NON-CONFERENCE	0- 1	0- 1	2- 1				
1- 0	0- 0	0- 0	HOME	0- 0	0- 0	1- 0				
1- 3	0- 0	0- 0	AWAY	0- 1	0- 1	1- 1				
0- 0	0- 0	0- 0	NEUTRAL	0- 0	0- 0	0- 0				
3- 11	0- 0	0- 2	CONFERENCE	0- 0	0- 3	3- 6				
2- 6	0- 0	0- 1	HOME	0- 0	0- 2	2- 3				
1- 5	0- 0	0- 1	AWAY	0- 0	0- 1	1- 3				
0- 0	0- 0	0- 0	NEUTRAL	0- 0	0- 0	0- 0				

RPI 1-25				RPI 26-50				RPI 51-100				RPI 101+				Team's RPI: 284	
RPI	S	Opponent	Score	RPI	S	Opponent	Score	RPI	S	Opponent	Score	RPI	S	Opponent	Score		
				45	A	Arkansas St.	43 66	93	A	TCU	42 80	120	A	LSU	54 61		
				45	H	Arkansas St.	64 78					137	A	Little Rock	44 56		
												137	H	Little Rock	37 53		
												146	H	UT Arlington	50 60		
												152	A	La.-Lafayette	40 52		
												152	H	La.-Lafayette	52 71		
												169	A	McNeese St.	62 72		
												178	H	Troy	77 73		
												206	H	South Ala.	57 63		
												209	H	Texas St.	63 59		
												255	A	Appalachian St.	52 64		
												255	H	Appalachian St.	54 57		
												270	A	Georgia St.	52 65		
												277	A	Ga. Southern	50 49		
												306	A	Southeastern La.	88 84		
												324	H	Nicholls St.	69 57		
LAST 12 Division I GAMES:																	
				45	H	Arkansas St.	64 78	206	H	South Ala.	57 63						
				137	H	Little Rock	37 53	178	H	Troy	77 73						
				255	A	Appalachian St.	52 64	277	A	Ga. Southern	50 49						
				152	A	La.-Lafayette	40 52	270	A	Georgia St.	52 65						
				209	H	Texas St.	63 59	137	A	Little Rock	44 56						
				146	H	UT Arlington	50 60	45	A	Arkansas St.	43 66						

Non-Div I Games: LSU-Alexandria 73 42 Louisiana Col. 85 42 LSU-Shreveport 57 40 Dillard 70 46 La.-Monroe

Loss, Non-Conf, S Site, H Home A Away N Neutral

## Lafayette

Through Games Of Feb. 13, 2016

Average RPI Win:	324	WON-LOST	WINNING	LAST 10	STRENGTH OF	OPP. STRENGTH	TEAM	ADJ.	CONF.	ADJ CONF.
Average RPI Loss:	200	RECORD	PCT. RANK	GAMES	SCHEDULE	OF SCHEDULE	RPI	RPI	RPI	RPI
DIV. I ONLY	5- 18	300	3- 7	305	324	331	331	27	27	
DIV. I NON-CONF.	2- 8	290	0- 0	285	307	335	335	28	28	
TOTALS	RPI 1-25	RPI 26-50	W-L RECORDS	RPI 51-100	RPI 101-150	RPI 150+				
5- 18	0- 1	0- 1	OVERALL	0- 2	0- 0	5- 14				
3- 6	0- 1	0- 0	HOME	0- 1	0- 0	3- 4				
2- 10	0- 0	0- 1	AWAY	0- 1	0- 0	2- 8				
0- 2	0- 0	0- 0	NEUTRAL	0- 0	0- 0	0- 2				
2- 8	0- 1	0- 1	NON-CONFERENCE	0- 0	0- 0	2- 6				
2- 1	0- 1	0- 0	HOME	0- 0	0- 0	2- 0				
0- 5	0- 0	0- 1	AWAY	0- 0	0- 0	0- 4				
0- 2	0- 0	0- 0	NEUTRAL	0- 0	0- 0	0- 2				
3- 10	0- 0	0- 0	CONFERENCE	0- 2	0- 0	3- 8				
1- 5	0- 0	0- 0	HOME	0- 1	0- 0	1- 4				
2- 5	0- 0	0- 0	AWAY	0- 1	0- 0	2- 4				
0- 0	0- 0	0- 0	NEUTRAL	0- 0	0- 0	0- 0				

RPI 1-25				RPI 26-50				RPI 51-100				RPI 101+ Team's RPI: 331			
RPI	S	Opponent	Score	RPI	S	Opponent	Score	RPI	S	Opponent	Score	RPI	S	Opponent	Score
21	H	Duquesne	65 73	36	A	Penn	37 54	73	A	Army West Point	57 84	165	A	Fordham	49 61
								73	H	Army West Point	45 78	184	A	Delaware	47 67
												207	A	Hartford	50 55
												213	A	Lehigh	74 82
												226	N	Richmond	46 54
												242	A	Holy Cross	49 66
												242	H	Holy Cross	54 57
												244	A	Navy	48 64
												244	H	Navy	58 65
												249	A	American	60 51
												259	A	Loyola Maryland	65 66
												259	H	Loyola Maryland	51 55
												273	N	Coppin St.	57 64
												289	H	Colgate	59 72
												333	H	Saint Peter's	72 69
												343	A	Wagner	48 69
												345	H	St. Francis Brooklyn	77 59
												347	A	Boston U.	71 64
												347	H	Boston U.	71 56
LAST 12 Division I GAMES:															
244	A	Navy	48 64	249	A	American	60 51								
242	H	Holy Cross	54 57	244	H	Navy	58 65								
347	A	Boston U.	71 64	242	A	Holy Cross	49 66								
73	A	Army West Point	57 84	347	H	Boston U.	71 56								
259	H	Loyola Maryland	51 55	73	H	Army West Point	45 78								
213	A	Lehigh	74 82	259	A	Loyola Maryland	65 66								

Non-Div I Games:

Lafayette

■ Loss, 
 ■ Non-Conf, 
 S Site, 
 ■ Home 
 ■ Away 
 N Neutral

Average RPI Win:	254	WON-LOST	WINNING	LAST 10	STRENGTH OF	OPP. STRENGTH	TEAM	ADJ.	CONF.	ADJ CONF.
Average RPI Loss:	176	RECORD	PCT. RANK	GAMES	SCHEDULE	OF SCHEDULE	RPI	RPI	RPI	RPI
DIV. I ONLY	6- 14	277	4- 6	227	236	278	278	28	28	
DIV. I NON-CONF.	0- 7	338	0- 0	180	75	324	324	26	26	
TOTALS	RPI 1-25	RPI 26-50	W-L RECORDS	RPI 51-100	RPI 101-150	RPI 150+				
6- 14	0- 1	0- 1	OVERALL	1- 2	0- 3	5- 7				
5- 3	0- 0	0- 0	HOME	1- 0	0- 1	4- 2				
1- 11	0- 1	0- 1	AWAY	0- 2	0- 2	1- 5				
0- 0	0- 0	0- 0	NEUTRAL	0- 0	0- 0	0- 0				
0- 7	0- 1	0- 1	NON-CONFERENCE	0- 1	0- 1	0- 3				
0- 1	0- 0	0- 0	HOME	0- 0	0- 0	0- 1				
0- 6	0- 1	0- 1	AWAY	0- 1	0- 1	0- 2				
0- 0	0- 0	0- 0	NEUTRAL	0- 0	0- 0	0- 0				
6- 7	0- 0	0- 0	CONFERENCE	1- 1	0- 2	5- 4				
5- 2	0- 0	0- 0	HOME	1- 0	0- 1	4- 1				
1- 5	0- 0	0- 0	AWAY	0- 1	0- 1	1- 3				
0- 0	0- 0	0- 0	NEUTRAL	0- 0	0- 0	0- 0				

RPI 1-25				RPI 26-50				RPI 51-100				RPI 101+ Team's RPI: 278			
RPI	S	Opponent	Score	RPI	S	Opponent	Score	RPI	S	Opponent	Score	RPI	S	Opponent	Score
16	A	Oklahoma St.	45 90	31	A	Missouri	57 91	61	A	Abilene Christian	62 90	124	H	Northwestern St.	51 73
								61	H	Abilene Christian	63 54	129	A	Central Ark.	49 74
								70	A	Utah	67 71	150	A	Loyola Chicago	71 82
												218	H	Canisius	55 57
												233	H	Sam Houston St.	76 78
												234	A	Stephen F. Austin	64 60
												243	A	Houston Baptist	66 77
												243	H	Houston Baptist	77 70
												271	A	Northern Ariz.	63 75
												285	A	Prairie View	72 80
												306	A	Southeastern La.	66 73
												319	H	Incarinate Word	59 49
												324	A	Nicholls St.	59 69
												326	H	A&M-Corpus Christi	75 70
												340	H	New Orleans	79 52
LAST 12 Division I GAMES:															
243	A	Houston Baptist	66 77	234	A	Stephen F. Austin	64 60								
319	H	Incarinate Word	59 49	124	H	Northwestern St.	51 73								
61	H	Abilene Christian	63 54	306	A	Southeastern La.	66 73								
61	A	Abilene Christian	62 90	129	A	Central Ark.	49 74								
233	H	Sam Houston St.	76 78	326	H	A&M-Corpus Christi	75 70								
243	H	Houston Baptist	77 70	340	H	New Orleans	79 52								

Non-Div I Games: Howard Payne 88 50 Schreiner 60 41 Tex. A&M-Kingsville 82 66 Louisiana Col. 99 34  
Lamar

Average RPI Win: <b>280</b>	WON-LOST	WINNING	LAST 10	STRENGTH OF	OPP. STRENGTH	TEAM	ADJ.	CONF.	ADJ CONF.
Average RPI Loss: <b>150</b>	RECORD	PCT. RANK	GAMES	SCHEDULE	OF SCHEDULE	RPI	RPI	RPI	RPI
DIV. I ONLY	<b>14- 9</b>	<b>109</b>	<b>6- 4</b>	<b>324</b>	<b>262</b>	<b>213</b>	<b>213</b>	<b>27</b>	<b>27</b>
DIV. I NON-CONF.	<b>6- 4</b>	<b>125</b>	<b>0- 0</b>	<b>336</b>	<b>162</b>	<b>239</b>	<b>239</b>	<b>28</b>	<b>28</b>
TOTALS	RPI 1-25	RPI 26-50	W-L RECORDS	RPI 51-100	RPI 101-150	RPI 150+			
14- 9	0- 0	0- 0	OVERALL	0- 5	0- 0	14- 4			
7- 4	0- 0	0- 0	HOME	0- 3	0- 0	7- 1			
7- 5	0- 0	0- 0	AWAY	0- 2	0- 0	7- 3			
0- 0	0- 0	0- 0	NEUTRAL	0- 0	0- 0	0- 0			
6- 4	0- 0	0- 0	NON-CONFERENCE	0- 2	0- 0	6- 2			
3- 2	0- 0	0- 0	HOME	0- 2	0- 0	3- 0			
3- 2	0- 0	0- 0	AWAY	0- 0	0- 0	3- 2			
0- 0	0- 0	0- 0	NEUTRAL	0- 0	0- 0	0- 0			
8- 5	0- 0	0- 0	CONFERENCE	0- 3	0- 0	8- 2			
4- 2	0- 0	0- 0	HOME	0- 1	0- 0	4- 1			
4- 3	0- 0	0- 0	AWAY	0- 2	0- 0	4- 1			
0- 0	0- 0	0- 0	NEUTRAL	0- 0	0- 0	0- 0			

RPI S	Opponent	Score	RPI S	Opponent	Score	RPI S	Opponent	Score	RPI S	Opponent	Score	Team's RPI: 213
						53	H Villanova	44 65	163	A Hampton	63 56	
						73	A Army West Point	39 63	166	A Illinois	67 76	
						89	H Saint Joseph's	62 63	208	H Montana	80 53	
						94	A Bucknell	77 80	242	A Holy Cross	71 77	
						94	H Bucknell	54 67	242	H Holy Cross	61 58	
									244	A Navy	51 48	
									249	A American	61 52	
									249	H American	55 59	
									259	A Loyola Maryland	76 68	
									259	H Loyola Maryland	66 48	
									275	H Monmouth	95 88	
									294	A Rider	60 61	
									321	A Delaware St.	83 49	
									331	H Lafayette	82 74	
									333	H Saint Peter's	74 42	
									341	A NJIT	75 47	
									347	A Boston U.	73 66	
									347	H Boston U.	72 48	
LAST 12 Division I GAMES:												
			242	A Holy Cross	71 77		244	A Navy	51 48			
			94	H Bucknell	54 67		242	H Holy Cross	61 58			
			249	A American	61 52		94	A Bucknell	77 80			
			259	A Loyola Maryland	76 68		249	H American	55 59			
			347	H Boston U.	72 48		259	H Loyola Maryland	66 48			
			331	H Lafayette	82 74		347	A Boston U.	73 66			

Non-Div I Games: Kutztown 81 51

Lehigh

■ Loss, 
 ■ Non-Conf, 
 ■ S Site, 
 ■ H Home 
 ■ A Away 
 N Neutral



Average RPI Win:	244	WON-LOST	WINNING	LAST 10	STRENGTH OF	OPP. STRENGTH	TEAM	ADJ.	CONF.	ADJ CONF.
Average RPI Loss:	90	RECORD	PCT. RANK	GAMES	SCHEDULE	OF SCHEDULE	RPI	RPI	RPI	RPI
DIV. I ONLY	14- 9	109	8- 2	89	232	99	99	26	26	
DIV. I NON-CONF.	2- 6	272	0- 0	16	3	139	139	29	29	
TOTALS	RPI 1-25	RPI 26-50	W-L RECORDS	RPI 51-100	RPI 101-150	RPI 150+				
14- 9	0- 1	0- 4	OVERALL	1- 1	1- 1	12- 2				
8- 2	0- 0	0- 2	HOME	1- 0	1- 0	6- 0				
6- 5	0- 0	0- 2	AWAY	0- 0	0- 1	6- 2				
0- 2	0- 1	0- 0	NEUTRAL	0- 1	0- 0	0- 0				
2- 6	0- 1	0- 4	NON-CONFERENCE	1- 1	0- 0	1- 0				
1- 2	0- 0	0- 2	HOME	1- 0	0- 0	0- 0				
1- 2	0- 0	0- 2	AWAY	0- 0	0- 0	1- 0				
0- 2	0- 1	0- 0	NEUTRAL	0- 1	0- 0	0- 0				
12- 3	0- 0	0- 0	CONFERENCE	0- 0	1- 1	11- 2				
7- 0	0- 0	0- 0	HOME	0- 0	1- 0	6- 0				
5- 3	0- 0	0- 0	AWAY	0- 0	0- 1	5- 2				
0- 0	0- 0	0- 0	NEUTRAL	0- 0	0- 0	0- 0				

RPI 1-25				RPI 26-50				RPI 51-100				Team's RPI: 99	RPI 101+			
RPI	S	Opponent	Score	RPI	S	Opponent	Score	RPI	S	Opponent	Score		RPI	S	Opponent	Score
4	N	Ohio St.	65 75	35	H	Seton Hall	56 92	72	H	Elon	72 63		126	A	UNC Asheville	51 56
				37	H	North Carolina St.	53 61	76	N	California	72 77		126	H	UNC Asheville	71 53
				47	A	Duke	41 79						199	A	Radford	49 43
				48	A	James Madison	56 72						199	H	Radford	67 53
													210	A	Gardner-Webb	57 61
													210	H	Gardner-Webb	73 51
													223	A	Presbyterian	42 60
													247	H	High Point	56 43
													255	A	Appalachian St.	74 68
													281	A	Campbell	62 52
													281	H	Campbell	67 55
													304	A	Coastal Caro.	65 63
													308	A	Charleston So.	59 49
													308	H	Charleston So.	51 40
													311	H	Winthrop	77 61
													318	A	Longwood	72 67
LAST 12 Division I GAMES:																
				126	A	UNC Asheville	51 56					318	A	Longwood	72 67	
				281	H	Campbell	67 55					304	A	Coastal Caro.	65 63	
				199	H	Radford	67 53					311	H	Winthrop	77 61	
				308	A	Charleston So.	59 49					223	A	Presbyterian	42 60	
				247	H	High Point	56 43					126	H	UNC Asheville	71 53	
				210	H	Gardner-Webb	73 51					199	A	Radford	49 43	

Non-Div I Games: Shepherd 69 57

Liberty

■ Loss, 
 ■ Non-Conf, 
 ■ S Site, 
 ■ H Home 
 ■ A Away 
 N Neutral

Average RPI Win: 300		WON-LOST	WINNING	LAST 10	STRENGTH OF	OPP. STRENGTH	TEAM	ADJ.	CONF.	ADJ CONF.
Average RPI Loss: 204		RECORD	PCT. RANK	GAMES	SCHEDULE	OF SCHEDULE	RPI	RPI	RPI	RPI
DIV. I ONLY		4- 20	323	2- 8	271	325	335	335	29	29
DIV. I NON-CONF.		2- 12	311	0- 2	206	339	313	313	27	27
TOTALS		RPI 1-25	RPI 26-50	W-L RECORDS	RPI 51-100	RPI 101-150	RPI 150+			
4- 20	0- 0		0- 0	OVERALL	0- 4	0- 2	4- 14			
3- 9	0- 0		0- 0	HOME	0- 3	0- 1	3- 5			
1- 10	0- 0		0- 0	AWAY	0- 1	0- 1	1- 8			
0- 1	0- 0		0- 0	NEUTRAL	0- 0	0- 0	0- 1			
2- 12	0- 0		0- 0	NON-CONFERENCE	0- 3	0- 2	2- 7			
1- 6	0- 0		0- 0	HOME	0- 2	0- 1	1- 3			
1- 5	0- 0		0- 0	AWAY	0- 1	0- 1	1- 3			
0- 1	0- 0		0- 0	NEUTRAL	0- 0	0- 0	0- 1			
2- 8	0- 0		0- 0	CONFERENCE	0- 1	0- 0	2- 7			
2- 3	0- 0		0- 0	HOME	0- 1	0- 0	2- 2			
0- 5	0- 0		0- 0	AWAY	0- 0	0- 0	0- 5			
0- 0	0- 0		0- 0	NEUTRAL	0- 0	0- 0	0- 0			

RPI 1-25				RPI 26-50				RPI 51-100				RPI 101+				Team's RPI: 335	
RPI	S	Opponent	Score	RPI	S	Opponent	Score	RPI	S	Opponent	Score	RPI	S	Opponent	Score		
								54	H	Western Ky.	56	64	104	H	Belmont	68	90
								66	H	FGCU	39	71	147	A	Alabama	49	68
								78	H	Ball St.	60	72	151	A	Jacksonville	51	81
								92	A	Wright St.	65	92	180	H	Stetson	62	83
													202	H	Southeast Mo. St.	69	84
													205	A	USC Upstate	71	93
													205	H	USC Upstate	54	81
													228	N	Texas Southern	62	66
													259	H	Loyola Maryland	52	57
													263	A	Tennessee St.	65	77
													267	H	Murray St.	93	85
													274	A	Tennessee Tech	70	81
													277	A	Ga. Southern	66	55
													295	H	Morehead St.	77	92
													297	A	Kennesaw St.	54	55
													313	A	North Florida	70	78
													313	H	North Florida	78	71
													322	A	Jackson St.	52	53
													341	A	NJIT	51	61
													341	H	NJIT	63	49
LAST 12 Division I GAMES:																	
				313	H	North Florida	78	71	66	H	FGCU	39	71				
				341	H	NJIT	63	49	313	A	North Florida	70	78				
				205	A	USC Upstate	71	93	151	A	Jacksonville	51	81				
				341	A	NJIT	51	61	297	A	Kennesaw St.	54	55				
				205	H	USC Upstate	54	81	322	A	Jackson St.	52	53				
				180	H	Stetson	62	83	147	A	Alabama	49	68				

Non-Div I Games:	North Ala.	88	67
------------------	------------	----	----

Lipscomb

Loss, Non-Conf, S Site, H Home A Away N Neutral

Little Rock

Through Games Of Feb. 13, 2016

Average RPI Win:	209	WON-LOST	WINNING	LAST 10	STRENGTH OF	OPP. STRENGTH	TEAM	ADJ.	CONF.	ADJ CONF.
Average RPI Loss:	100	RECORD	PCT. RANK	GAMES	SCHEDULE	OF SCHEDULE	RPI	RPI	RPI	RPI
DIV. I ONLY	12- 11	157	8- 2	112	120	137	137	16	16	
DIV. I NON-CONF.	2- 7	280	0- 0	32	5	185	185	14	14	
TOTALS	RPI 1-25	RPI 26-50	W-L RECORDS	RPI 51-100	RPI 101-150	RPI 150+				
12- 11	0- 2	0- 2	OVERALL	0- 2	3- 1	9- 4				
7- 5	0- 1	0- 0	HOME	0- 1	1- 1	6- 2				
5- 6	0- 1	0- 2	AWAY	0- 1	2- 0	3- 2				
0- 0	0- 0	0- 0	NEUTRAL	0- 0	0- 0	0- 0				
2- 7	0- 2	0- 1	NON-CONFERENCE	0- 2	2- 1	0- 1				
1- 4	0- 1	0- 0	HOME	0- 1	1- 1	0- 1				
1- 3	0- 1	0- 1	AWAY	0- 1	1- 0	0- 0				
0- 0	0- 0	0- 0	NEUTRAL	0- 0	0- 0	0- 0				
10- 4	0- 0	0- 1	CONFERENCE	0- 0	1- 0	9- 3				
6- 1	0- 0	0- 0	HOME	0- 0	0- 0	6- 1				
4- 3	0- 0	0- 1	AWAY	0- 0	1- 0	3- 2				
0- 0	0- 0	0- 0	NEUTRAL	0- 0	0- 0	0- 0				

RPI 1-25			RPI 26-50			RPI 51-100			RPI 101+ Team's RPI: 137		
RPI	S	Opponent	Score	RPI	S	Opponent	Score	RPI	S	Opponent	Score
7	H	Texas	56 66	29	A	Oklahoma	52 65	82	A	Tulane	53 69
15	A	Texas A&M	39 69	45	A	Arkansas St.	53 66	83	H	Missouri St.	58 64
LAST 12 Division I GAMES:											
152	A	La.-Lafayette	58 49	146	A	UT Arlington	59 55	112	H	Memphis	61 53
284	A	La.-Monroe	53 37	209	A	Texas St.	57 67	120	H	LSU	51 57
206	H	South Ala.	74 43	45	A	Arkansas St.	53 66	141	A	Oral Roberts	66 52
178	H	Troy	79 64	255	H	Appalachian St.	67 50	146	A	UT Arlington	59 55
270	H	Georgia St.	59 32	284	H	La.-Monroe	56 44	152	A	La.-Lafayette	58 49
277	H	Ga. Southern	69 36	152	H	La.-Lafayette	58 65	152	H	La.-Lafayette	58 65
								178	A	Troy	71 78
								178	H	Troy	79 64
								185	H	Tulsa	63 74
								206	A	South Ala.	47 34
								206	H	South Ala.	74 43
								209	A	Texas St.	57 67
								255	H	Appalachian St.	67 50
								270	H	Georgia St.	59 32
								277	H	Ga. Southern	69 36
								284	A	La.-Monroe	53 37
								284	H	La.-Monroe	56 44

Non-Div I Games:

Little Rock

Loss, Non-Conf, S Site, H Home A Away N Neutral

Average RPI Win:	237	WON-LOST	WINNING	LAST 10	STRENGTH OF	OPP. STRENGTH	TEAM	ADJ.	CONF.	ADJ CONF.
Average RPI Loss:	96	RECORD	PCT. RANK	GAMES	SCHEDULE	OF SCHEDULE	RPI	RPI	RPI	RPI
DIV. I ONLY	18- 6	45	7- 3	327	129	149	149	22	22	
DIV. I NON-CONF.	11- 3	54	2- 0	314	35	119	119	22	22	
TOTALS	RPI 1-25	RPI 26-50	W-L RECORDS	RPI 51-100	RPI 101-150	RPI 150+				
18- 6	0- 0	1- 1	OVERALL	0- 2	1- 3	16- 0				
9- 3	0- 0	1- 0	HOME	0- 2	0- 1	8- 0				
7- 3	0- 0	0- 1	AWAY	0- 0	0- 2	7- 0				
2- 0	0- 0	0- 0	NEUTRAL	0- 0	1- 0	1- 0				
11- 3	0- 0	1- 1	NON-CONFERENCE	0- 1	1- 1	9- 0				
5- 1	0- 0	1- 0	HOME	0- 1	0- 0	4- 0				
4- 2	0- 0	0- 1	AWAY	0- 0	0- 1	4- 0				
2- 0	0- 0	0- 0	NEUTRAL	0- 0	1- 0	1- 0				
7- 3	0- 0	0- 0	CONFERENCE	0- 1	0- 2	7- 0				
4- 2	0- 0	0- 0	HOME	0- 1	0- 1	4- 0				
3- 1	0- 0	0- 0	AWAY	0- 0	0- 1	3- 0				
0- 0	0- 0	0- 0	NEUTRAL	0- 0	0- 0	0- 0				

RPI S	Opponent	Score	RPI S	Opponent	Score	RPI S	Opponent	Score	RPI S	Opponent	Score	Team's RPI: 149
30	H UTEP	47 40	38	A Southern California	43 69	67	H UC Riverside	60 78	120	A LSU	53 59	
						98	H San Francisco	52 66	124	N Northwestern St.	60 59	
									127	A Hawaii	42 60	
									127	H Hawaii	55 67	
									158	A Pacific	68 60	
									175	H Colorado	59 42	
									181	H UNLV	67 63	
									189	A UC Davis	75 62	
									198	H Cal Poly	65 53	
									246	H San Diego St.	74 54	
									254	A Seattle	69 57	
									256	A Houston	47 41	
									260	H UC Santa Barbara	60 52	
									271	N Northern Ariz.	69 48	
									288	H CSUN	74 71	
									310	A Denver	48 41	
									325	H Portland St.	89 71	
									332	A UC Irvine	71 65	
									338	A Cal St. Fullerton	82 61	
									338	H Cal St. Fullerton	62 57	
LAST 12 Division I GAMES:												
260	H UC Santa Barbara	60 52	332	A UC Irvine	71 65							
127	A Hawaii	42 60	67	H UC Riverside	60 78							
288	H CSUN	74 71	338	A Cal St. Fullerton	82 61							
198	H Cal Poly	65 53	127	H Hawaii	55 67							
189	A UC Davis	75 62	254	A Seattle	69 57							
338	H Cal St. Fullerton	62 57	310	A Denver	48 41							

Non-Div I Games:

Long Beach St.

■ Loss, 
■ Non-Conf, 
■ S Site, 
■ H Home 
■ A Away 
N Neutral

RPI 1-25				RPI 26-50				RPI 51-100				RPI 101+				Team's RPI: 318	
RPI	S	Opponent	Score	RPI	S	Opponent	Score	RPI	S	Opponent	Score	RPI	S	Opponent	Score		
8	A	Oregon St.	45 110	34	A	West Virginia	43 74	99	H	Liberty	67 72	101	A	Virginia	46 81		
				48	A	James Madison	30 88					126	A	UNC Asheville	42 81		
												126	H	UNC Asheville	54 61		
												199	H	Radford	67 79		
												210	A	Gardner-Webb	42 67		
												223	A	Presbyterian	49 75		
												223	H	Presbyterian	38 59		
												247	A	High Point	68 79		
												281	A	Campbell	65 72		
												281	H	Campbell	56 73		
												291	A	UNCG	60 81		
												304	A	Coastal Caro.	56 48		
												308	A	Charleston So.	58 66		
												308	H	Charleston So.	54 63		
												311	A	Winthrop	63 60		
												311	H	Winthrop	67 60		
												321	A	Delaware St.	63 88		
												348	H	N.C. Central	60 49		
LAST 12 Division I GAMES:																	
				281	A	Campbell	65 72	210	A	Gardner-Webb	42 67						
				126	H	UNC Asheville	54 61	199	H	Radford	67 79						
				308	A	Charleston So.	58 66	126	A	UNC Asheville	42 81						
				223	A	Presbyterian	49 75	281	H	Campbell	56 73						
				311	H	Winthrop	67 60	304	A	Coastal Caro.	56 48						
				99	H	Liberty	67 72	311	A	Winthrop	63 60						

Non-Div I Games:	Notre Dame (MD)	83	32	N.C. Wesleyan	100	57
------------------	-----------------	----	----	---------------	-----	----

Page 149

Average RPI Win:	227	WON-LOST	WINNING	LAST 10	STRENGTH OF	OPP. STRENGTH	TEAM	ADJ.	CONF.	ADJ CONF.
Average RPI Loss:	112	RECORD	PCT. RANK	GAMES	SCHEDULE	OF SCHEDULE	RPI	RPI	RPI	RPI
DIV. I ONLY	11- 11	168	6- 4	187	116	174	174	12	12	
DIV. I NON-CONF.	4- 6	201	0- 0	203	186	225	225	10	10	
TOTALS	RPI 1-25	RPI 26-50	W-L RECORDS	RPI 51-100	RPI 101-150	RPI 150+				
11- 11	0- 2	0- 1	OVERALL	0- 2	0- 3	11- 3				
7- 3	0- 1	0- 0	HOME	0- 0	0- 0	7- 2				
3- 7	0- 0	0- 0	AWAY	0- 2	0- 0	3- 0				
1- 1	0- 1	0- 0	NEUTRAL	0- 0	0- 0	1- 0				
4- 6	0- 2	0- 0	NON-CONFERENCE	0- 0	0- 2	4- 2				
2- 3	0- 1	0- 0	HOME	0- 0	0- 0	2- 2				
1- 2	0- 0	0- 0	AWAY	0- 0	0- 2	1- 0				
1- 1	0- 1	0- 0	NEUTRAL	0- 0	0- 0	1- 0				
7- 5	0- 0	0- 1	CONFERENCE	0- 2	0- 1	7- 1				
5- 0	0- 0	0- 0	HOME	0- 0	0- 0	5- 0				
2- 5	0- 0	0- 1	AWAY	0- 2	0- 1	2- 1				
0- 0	0- 0	0- 0	NEUTRAL	0- 0	0- 0	0- 0				

RPI 1-25				RPI 26-50				RPI 51-100				RPI 101+ Team's RPI: 174			
RPI	S	Opponent	Score	RPI	S	Opponent	Score	RPI	S	Opponent	Score	RPI	S	Opponent	Score
10	N	UCLA	57 68	30	A	UTEP	80 86	71	A	Middle Tenn.	57 68	109	A	Arizona	67 77
23	H	Mississippi St.	63 93					90	A	Charlotte	58 63	144	A	UAB	49 64
												148	A	Wisconsin	65 79
												152	H	La.-Lafayette	79 62
												153	A	Southern Miss.	59 69
												153	H	Southern Miss.	72 37
												161	A	Old Dominion	69 51
												169	H	McNeese St.	71 74
												171	H	Fla. Atlantic	65 62
												224	H	North Texas	77 71
												234	H	Stephen F. Austin	76 44
												237	H	Rice	63 61
												241	A	UTSA	82 72
												285	H	Prairie View	68 77
												290	H	FIU	82 63
												310	N	Denver	58 53
												324	A	Nicholls St.	58 55
LAST 12 Division I GAMES:															
144	A	UAB	49 64	153	H	Southern Miss.	72 37								
71	A	Middle Tenn.	57 68	171	H	Fla. Atlantic	65 62								
224	H	North Texas	77 71	290	H	FIU	82 63								
237	H	Rice	63 61	90	A	Charlotte	58 63								
30	A	UTEP	80 86	161	A	Old Dominion	69 51								
241	A	UTSA	82 72	153	A	Southern Miss.	59 69								

Non-Div I Games: Loyola (LA) 76 40

Louisiana Tech

■ Loss, 
 ■ Non-Conf, 
 ■ S Site, 
 ■ H Home 
 ■ A Away 
 N Neutral

## Louisville

Through Games Of Feb. 13, 2016

Average RPI Win:	124	WON-LOST	WINNING	LAST 10	STRENGTH OF	OPP. STRENGTH	TEAM	ADJ.	CONF.	ADJ CONF.
Average RPI Loss:	42	RECORD	PCT. RANK	GAMES	SCHEDULE	OF SCHEDULE	RPI	RPI	RPI	RPI
DIV. I ONLY	19- 6	41	9- 1	34	21	18	18	5	5	
DIV. I NON-CONF.	8- 5	119	0- 0	74	39	79	79	5	5	
TOTALS	RPI 1-25	RPI 26-50	W-L RECORDS	RPI 51-100	RPI 101-150	RPI 150+				
19- 6	3- 2	2- 1	OVERALL	2- 3	6- 0	6- 0				
9- 2	1- 1	1- 0	HOME	1- 1	3- 0	3- 0				
9- 2	2- 1	1- 0	AWAY	1- 1	3- 0	2- 0				
1- 2	0- 0	0- 1	NEUTRAL	0- 1	0- 0	1- 0				
8- 5	1- 1	0- 1	NON-CONFERENCE	0- 3	2- 0	5- 0				
4- 1	0- 0	0- 0	HOME	0- 1	2- 0	2- 0				
3- 2	1- 1	0- 0	AWAY	0- 1	0- 0	2- 0				
1- 2	0- 0	0- 1	NEUTRAL	0- 1	0- 0	1- 0				
11- 1	2- 1	2- 0	CONFERENCE	2- 0	4- 0	1- 0				
5- 1	1- 1	1- 0	HOME	1- 0	1- 0	1- 0				
6- 0	1- 0	1- 0	AWAY	1- 0	3- 0	0- 0				
0- 0	0- 0	0- 0	NEUTRAL	0- 0	0- 0	0- 0				

RPI S	Opponent	Score	RPI S	Opponent	Score	RPI S	Opponent	Score	RPI S	Opponent	Score
1	H Notre Dame	61 66	37	A North Carolina St.	92 90	51	N Purdue	60 62	101	A Virginia	59 41
13	H Florida St.	79 69	47	H Duke	65 48	54	A Western Ky.	69 71	103	H UT Martin	88 66
22	A Kentucky	54 72	50	N Dayton	66 79	76	H California	71 75	106	A North Carolina	78 60
24	A Syracuse	71 53				79	A Georgia Tech	78 65	116	H IUPUI	70 61
25	A Michigan St.	85 78				96	H Virginia Tech	56 45	123	H Wake Forest	78 54
									145	A Pittsburgh	84 61
									179	N Marist	65 53
									183	A Col. of Charleston	71 67
									230	H Valparaiso	75 42
									236	H Dartmouth	94 52
									240	H Clemson	75 33
									274	A Tennessee Tech	76 54
LAST 12 Division I GAMES:											
145	A Pittsburgh	84 61	37	A North Carolina St.	92 90						
1	H Notre Dame	61 66	101	A Virginia	59 41						
106	A North Carolina	78 60	47	H Duke	65 48						
123	H Wake Forest	78 54	96	H Virginia Tech	56 45						
240	H Clemson	75 33	79	A Georgia Tech	78 65						
24	A Syracuse	71 53	13	H Florida St.	79 69						

Non-Div I Games:

Louisville

■ Loss, 
 ■ Non-Conf, S Site, 
 ■ Home 
 ■ Away 
 N Neutral

Average RPI Win:	237	WON-LOST	WINNING	LAST 10	STRENGTH OF	OPP. STRENGTH	TEAM	ADJ.	CONF.	ADJ CONF.
Average RPI Loss:	85	RECORD	PCT. RANK	GAMES	SCHEDULE	OF SCHEDULE	RPI	RPI	RPI	RPI
DIV. I ONLY	12- 11	157	6- 4	160	110	150	150	21	21	
DIV. I NON-CONF.	4- 7	222	0- 0	75	20	146	146	17	17	
TOTALS	RPI 1-25	RPI 26-50	W-L RECORDS	RPI 51-100	RPI 101-150	RPI 150+				
12- 11	1- 2	0- 1	OVERALL	0- 6	3- 1	8- 1				
5- 6	0- 0	0- 1	HOME	0- 4	2- 1	3- 0				
7- 5	1- 2	0- 0	AWAY	0- 2	1- 0	5- 1				
0- 0	0- 0	0- 0	NEUTRAL	0- 0	0- 0	0- 0				
4- 7	1- 2	0- 1	NON-CONFERENCE	0- 3	0- 1	3- 0				
1- 4	0- 0	0- 1	HOME	0- 2	0- 1	1- 0				
3- 3	1- 2	0- 0	AWAY	0- 1	0- 0	2- 0				
0- 0	0- 0	0- 0	NEUTRAL	0- 0	0- 0	0- 0				
8- 4	0- 0	0- 0	CONFERENCE	0- 3	3- 0	5- 1				
4- 2	0- 0	0- 0	HOME	0- 2	2- 0	2- 0				
4- 2	0- 0	0- 0	AWAY	0- 1	1- 0	3- 1				
0- 0	0- 0	0- 0	NEUTRAL	0- 0	0- 0	0- 0				

RPI 1-25				RPI 26-50				RPI 51-100				RPI 101+ Team's RPI: 150			
RPI	S	Opponent	Score	RPI	S	Opponent	Score	RPI	S	Opponent	Score	RPI	S	Opponent	Score
17	A	DePaul	88 75	32	H	Miami (FL)	50 77	68	H	Central Mich.	59 68	115	H	Western Mich.	45 68
20	A	Green Bay	51 65					79	A	Georgia Tech	77 84	125	H	UNI	64 60
25	A	Michigan St.	47 76					83	A	Missouri St.	81 91	143	A	Southern Ill.	69 68
								83	H	Missouri St.	62 73	143	H	Southern Ill.	83 59
								87	H	Northwestern	72 81	237	A	Rice	57 50
								100	H	Drake	65 81	248	A	Indiana St.	48 62
												278	H	Lamar	82 71
												301	H	Wichita St.	60 55
												305	A	Bradley	67 54
												314	A	Illinois St.	57 41
												323	A	Evansville	63 49
												323	H	Evansville	67 54
												337	A	Eastern Ill.	86 75
LAST 12 Division I GAMES:															
83	A	Missouri St.	81 91	248	A	Indiana St.	48 62								
323	H	Evansville	67 54	83	H	Missouri St.	62 73								
143	H	Southern Ill.	83 59	301	H	Wichita St.	60 55								
100	H	Drake	65 81	143	A	Southern Ill.	69 68								
125	H	UNI	64 60	323	A	Evansville	63 49								
314	A	Illinois St.	57 41	305	A	Bradley	67 54								

Non-Div I Games:

Loyola Chicago

■ Loss, 
 ■ Non-Conf, 
 ■ S Site, 
 ■ H Home 
 ■ A Away 
 N Neutral



Loyola Maryland

Through Games Of Feb. 13, 2016

Average RPI Win:	316	WON-LOST	WINNING	LAST 10	STRENGTH OF	OPP. STRENGTH	TEAM	ADJ.	CONF.	ADJ CONF.
Average RPI Loss:	163	RECORD	PCT. RANK	GAMES	SCHEDULE	OF SCHEDULE	RPI	RPI	RPI	RPI
DIV. I ONLY	10- 14	219	5- 5	275	339	259	259	27	27	
DIV. I NON-CONF.	3- 8	258	0- 0	275	334	289	289	28	28	
TOTALS	RPI 1-25	RPI 26-50	W-L RECORDS	RPI 51-100	RPI 101-150	RPI 150+				
10- 14	0- 1	0- 0	OVERALL	0- 4	0- 0	10- 9				
5- 5	0- 0	0- 0	HOME	0- 1	0- 0	5- 4				
5- 9	0- 1	0- 0	AWAY	0- 3	0- 0	5- 5				
0- 0	0- 0	0- 0	NEUTRAL	0- 0	0- 0	0- 0				
3- 8	0- 1	0- 0	NON-CONFERENCE	0- 1	0- 0	3- 6				
1- 3	0- 0	0- 0	HOME	0- 0	0- 0	1- 3				
2- 5	0- 1	0- 0	AWAY	0- 1	0- 0	2- 3				
0- 0	0- 0	0- 0	NEUTRAL	0- 0	0- 0	0- 0				
7- 6	0- 0	0- 0	CONFERENCE	0- 3	0- 0	7- 3				
4- 2	0- 0	0- 0	HOME	0- 1	0- 0	4- 1				
3- 4	0- 0	0- 0	AWAY	0- 2	0- 0	3- 2				
0- 0	0- 0	0- 0	NEUTRAL	0- 0	0- 0	0- 0				

RPI 1-25				RPI 26-50				RPI 51-100				RPI 101+ Team's RPI: 259			
RPI	S	Opponent	Score	RPI	S	Opponent	Score	RPI	S	Opponent	Score	RPI	S	Opponent	Score
11	A	Maryland	47 97					53	A	Villanova	55 67	161	A	Old Dominion	41 64
								73	A	Army West Point	37 70	168	H	UMBC	46 52
								73	H	Army West Point	44 52	200	H	William & Mary	61 62
								94	A	Bucknell	64 71	213	A	Lehigh	48 66
												213	H	Lehigh	68 76
												219	A	Columbia	53 63
												220	H	Fairfield	45 71
												244	A	Navy	38 45
												244	H	Navy	51 38
												249	H	American	52 46
												289	A	Colgate	65 49
												331	A	Lafayette	55 51
												331	H	Lafayette	66 65
												335	A	Lipscomb	57 52
												339	A	Mt. St. Mary's	65 63
												345	A	St. Francis Brooklyn	54 64
												346	H	Norfolk St.	75 67
												347	A	Boston U.	67 46
												347	H	Boston U.	63 54
LAST 12 Division I GAMES:															
347	A	Boston U.	67 46	94	A	Bucknell	64 71								
244	A	Navy	38 45	347	H	Boston U.	63 54								
73	H	Army West Point	44 52	244	H	Navy	51 38								
213	H	Lehigh	68 76	73	A	Army West Point	37 70								
331	A	Lafayette	55 51	213	A	Lehigh	48 66								
289	A	Colgate	65 49	331	H	Lafayette	66 65								

Non-Div I Games:

Loyola Maryland

Loss, Non-Conf, S Site, H Home A Away N Neutral

Average RPI Win:	257	WON-LOST	WINNING	LAST 10	STRENGTH OF	OPP. STRENGTH	TEAM	ADJ.	CONF.	ADJ CONF.
Average RPI Loss:	108	RECORD	PCT. RANK	GAMES	SCHEDULE	OF SCHEDULE	RPI	RPI	RPI	RPI
DIV. I ONLY	9- 17	255	3- 4	186	101	239	239	9	9	
DIV. I NON-CONF.	4- 7	222	1- 0	333	195	303	303	9	9	
TOTALS	RPI 1-25	RPI 26-50	W-L RECORDS	RPI 51-100	RPI 101-150	RPI 150+				
9- 17	0- 2	0- 1	OVERALL	0- 9	0- 1	9- 4				
5- 8	0- 1	0- 0	HOME	0- 5	0- 0	5- 2				
3- 9	0- 1	0- 1	AWAY	0- 4	0- 1	3- 2				
1- 0	0- 0	0- 0	NEUTRAL	0- 0	0- 0	1- 0				
4- 7	0- 0	0- 1	NON-CONFERENCE	0- 1	0- 1	4- 4				
2- 2	0- 0	0- 0	HOME	0- 0	0- 0	2- 2				
1- 5	0- 0	0- 1	AWAY	0- 1	0- 1	1- 2				
1- 0	0- 0	0- 0	NEUTRAL	0- 0	0- 0	1- 0				
5- 10	0- 2	0- 0	CONFERENCE	0- 8	0- 0	5- 0				
3- 6	0- 1	0- 0	HOME	0- 5	0- 0	3- 0				
2- 4	0- 1	0- 0	AWAY	0- 3	0- 0	2- 0				
0- 0	0- 0	0- 0	NEUTRAL	0- 0	0- 0	0- 0				

RPI 1-25				RPI 26-50				RPI 51-100				RPI 101+ Team's RPI: 239			
RPI	S	Opponent	Score	RPI	S	Opponent	Score	RPI	S	Opponent	Score	RPI	S	Opponent	Score
12	A	BYU	61 75	31	A	Missouri	48 80	56	H	Santa Clara	56 57	127	A	Hawaii	51 65
12	H	BYU	75 82					59	A	St. Mary's (CA)	57 72	158	A	Pacific	63 60
								59	H	St. Mary's (CA)	81 91	158	H	Pacific	96 88
								67	A	UC Riverside	62 80	175	A	Colorado	81 92
								84	A	San Diego	58 82	198	A	Cal Poly	58 70
								84	H	San Diego	67 75	246	H	San Diego St.	92 65
								95	A	Gonzaga	68 83	254	H	Seattle	69 78
								95	H	Gonzaga	59 66	260	A	UC Santa Barbara	70 63
								98	H	San Francisco	73 75	265	H	Pepperdine	79 69
												282	A	Portland	77 62
												282	H	Portland	62 52
												329	N	Nevada	69 58
												332	H	UC Irvine	95 50
												338	H	Cal St. Fullerton	73 75
LAST 12 Division I GAMES:															
332	H	UC Irvine	95 50	12	H	BYU	75 82	84	A	San Diego	58 82				
59	H	St. Mary's (CA)	81 91	12	A	BYU	61 75	56	H	Santa Clara	56 57				
158	H	Pacific	96 88	56	H	San Francisco	73 75	158	A	Pacific	63 60				
282	A	Portland	77 62												
95	A	Gonzaga	68 83												
84	H	San Diego	67 75												

Non-Div I Games:

Loyola Marymount

■ Loss, 
 ■ Non-Conf, 
 S Site, 
 ■ Home 
 ■ Away 
 N Neutral

Average RPI Win:	222	WON-LOST	WINNING	LAST 10	STRENGTH OF	OPP. STRENGTH	TEAM	ADJ.	CONF.	ADJ CONF.
Average RPI Loss:	90	RECORD	PCT. RANK	GAMES	SCHEDULE	OF SCHEDULE	RPI	RPI	RPI	RPI
DIV. I ONLY	19- 7	57	9- 1	257	136	88	88	15	15	
DIV. I NON-CONF.	8- 6	136	0- 0	233	45	118	118	18	18	
TOTALS	RPI 1-25	RPI 26-50	W-L RECORDS	RPI 51-100	RPI 101-150	RPI 150+				
19- 7	0- 0	0- 1	OVERALL	1- 3	3- 2	15- 1				
9- 0	0- 0	0- 0	HOME	0- 0	1- 0	8- 0				
8- 6	0- 0	0- 0	AWAY	0- 3	1- 2	7- 1				
2- 1	0- 0	0- 1	NEUTRAL	1- 0	1- 0	0- 0				
8- 6	0- 0	0- 1	NON-CONFERENCE	1- 2	2- 2	5- 1				
3- 0	0- 0	0- 0	HOME	0- 0	0- 0	3- 0				
3- 5	0- 0	0- 0	AWAY	0- 2	1- 2	2- 1				
2- 1	0- 0	0- 1	NEUTRAL	1- 0	1- 0	0- 0				
11- 1	0- 0	0- 0	CONFERENCE	0- 1	1- 0	10- 0				
6- 0	0- 0	0- 0	HOME	0- 0	1- 0	5- 0				
5- 1	0- 0	0- 0	AWAY	0- 1	0- 0	5- 0				
0- 0	0- 0	0- 0	NEUTRAL	0- 0	0- 0	0- 0				

RPI 1-25			RPI 26-50			RPI 51-100			Team's RPI: 88			RPI 101+			
RPI	S	Opponent	Score	RPI	S	Opponent	Score	RPI	S	Opponent	Score	RPI	S	Opponent	Score
50	N	Dayton	37 58	51	A	Purdue	33 56	106	A	North Carolina	58 59	107	A	Boston College	48 55
				52	A	Albany (NY)	59 64	117	A	Harvard	64 53	120	N	LSU	52 41
				81	A	Minnesota	64 91	128	H	Stony Brook	55 52	168	A	UMBC	72 38
				83	N	Missouri St.	69 65	168	H	UMBC	65 55	186	A	Northeastern	44 56
								207	H	Hartford	61 43	225	H	Bryant	76 38
								231	A	Binghamton	52 38	236	A	Dartmouth	59 41
								240	H	Clemson	75 42	258	A	New Hampshire	62 52
								258	H	New Hampshire	59 55	276	H	Central Conn. St.	62 42
								286	A	Vermont	62 41	286	H	Vermont	63 51
								312	A	UMass Lowell	73 46	312	H	UMass Lowell	74 44
								315	A	North Dakota St.	82 51				
LAST 12 Division I GAMES:															
312	A	UMass Lowell	73 46	128	H	Stony Brook	55 52								
258	H	New Hampshire	59 55	258	A	New Hampshire	62 52								
168	A	UMBC	72 38	52	A	Albany (NY)	59 64								
286	H	Vermont	63 51	312	H	UMass Lowell	74 44								
231	A	Binghamton	52 38	168	H	UMBC	65 55								
207	H	Hartford	61 43	286	A	Vermont	62 41								

Non-Div I Games: Colby

82 42

Maine

Average RPI Win:	236	WON-LOST	WINNING	LAST 10	STRENGTH OF	OPP. STRENGTH	TEAM	ADJ.	CONF.	ADJ CONF.
Average RPI Loss:	204	RECORD	PCT. RANK	GAMES	SCHEDULE	OF SCHEDULE	RPI	RPI	RPI	RPI
DIV. I ONLY	11- 12	188	5- 4	282	276	232	232	23	23	
DIV. I NON-CONF.	3- 6	234	0- 0	300	306	299	299	24	24	
TOTALS	RPI 1-25	RPI 26-50	W-L RECORDS	RPI 51-100	RPI 101-150	RPI 150+				
11- 12	0- 0	0- 0	OVERALL	0- 1	2- 1	9- 10				
6- 5	0- 0	0- 0	HOME	0- 1	1- 0	5- 4				
5- 7	0- 0	0- 0	AWAY	0- 0	1- 1	4- 6				
0- 0	0- 0	0- 0	NEUTRAL	0- 0	0- 0	0- 0				
3- 6	0- 0	0- 0	NON-CONFERENCE	0- 1	0- 0	3- 5				
2- 2	0- 0	0- 0	HOME	0- 1	0- 0	2- 1				
1- 4	0- 0	0- 0	AWAY	0- 0	0- 0	1- 4				
0- 0	0- 0	0- 0	NEUTRAL	0- 0	0- 0	0- 0				
8- 6	0- 0	0- 0	CONFERENCE	0- 0	2- 1	6- 5				
4- 3	0- 0	0- 0	HOME	0- 0	1- 0	3- 3				
4- 3	0- 0	0- 0	AWAY	0- 0	1- 1	3- 2				
0- 0	0- 0	0- 0	NEUTRAL	0- 0	0- 0	0- 0				

RPI 1-25			RPI 26-50			RPI 51-100			RPI 101+			Team's RPI: 232
RPI	S	Opponent	Score	RPI	S	Opponent	Score	RPI	S	Opponent	Score	
						94 H Bucknell	56 61			110 A Quinnipiac	52 42	
										114 A Iona	56 67	
										114 H Iona	63 56	
										157 A Yale	36 62	
										165 H Fordham	49 60	
										179 A Marist	64 59	
										179 H Marist	73 79	
										192 H Brown	80 56	
										216 A Siena	59 60	
										218 H Canisius	77 55	
										220 A Fairfield	70 55	
										220 H Fairfield	57 59	
										242 A Holy Cross	44 58	
										249 A American	48 52	
										258 A New Hampshire	57 72	
										275 A Monmouth	62 72	
										275 H Monmouth	56 57	
										292 H Niagara	80 62	
										294 A Rider	74 70	
										303 A Fairleigh Dickinson	85 78	
										333 H Saint Peter's	64 47	
										345 H St. Francis Brooklyn	61 53	
LAST 12 Division I GAMES:												
275	H	Monmouth	56 57	114	H	Iona	63 56					
179	A	Marist	64 59	220	H	Fairfield	57 59					
218	H	Canisius	77 55	179	H	Marist	73 79					
275	A	Monmouth	62 72	216	A	Siena	59 60					
294	A	Rider	74 70	220	A	Fairfield	70 55					
333	H	Saint Peter's	64 47	114	A	Iona	56 67					

Non-Div I Games:

Manhattan

■ Loss, 
 ■ Non-Conf, 
 S Site, 
 ■ Home 
 ■ Away 
 N Neutral

Average RPI Win: <b>258</b>	WON-LOST	WINNING	LAST 10	STRENGTH OF	OPP. STRENGTH	TEAM	ADJ.	CONF.	ADJ CONF.
Average RPI Loss: <b>113</b>	RECORD	PCT. RANK	GAMES	SCHEDULE	OF SCHEDULE	RPI	RPI	RPI	RPI
DIV. I ONLY	<b>13- 12</b>	<b>166</b>	<b>9- 1</b>	<b>194</b>	<b>205</b>	<b>179</b>	<b>179</b>	<b>23</b>	<b>23</b>
DIV. I NON-CONF.	<b>1- 9</b>	<b>325</b>	<b>0- 0</b>	<b>45</b>	<b>85</b>	<b>236</b>	<b>236</b>	<b>24</b>	<b>24</b>
TOTALS	RPI 1-25	RPI 26-50	W-L RECORDS	RPI 51-100	RPI 101-150	RPI 150+			
13- 12	0- 1	0- 2	OVERALL	0- 3	2- 3	11- 3			
7- 4	0- 0	0- 1	HOME	0- 1	2- 0	5- 2			
6- 5	0- 0	0- 1	AWAY	0- 1	0- 2	6- 1			
0- 3	0- 1	0- 0	NEUTRAL	0- 1	0- 1	0- 0			
1- 9	0- 1	0- 2	NON-CONFERENCE	0- 3	0- 2	1- 1			
0- 3	0- 0	0- 1	HOME	0- 1	0- 0	0- 1			
1- 3	0- 0	0- 1	AWAY	0- 1	0- 1	1- 0			
0- 3	0- 1	0- 0	NEUTRAL	0- 1	0- 1	0- 0			
12- 3	0- 0	0- 0	CONFERENCE	0- 0	2- 1	10- 2			
7- 1	0- 0	0- 0	HOME	0- 0	2- 0	5- 1			
5- 2	0- 0	0- 0	AWAY	0- 0	0- 1	5- 1			
0- 0	0- 0	0- 0	NEUTRAL	0- 0	0- 0	0- 0			

RPI 1-25				RPI 26-50				RPI 51-100				RPI 101+				Team's RPI: 179	
RPI	S	Opponent	Score	RPI	S	Opponent	Score	RPI	S	Opponent	Score	RPI	S	Opponent	Score		
18	N	Louisville	53 65	41	H	Princeton	44 77	63	A	South Dakota St.	68 77	110	H	Quinnipiac	56 47		
				44	A	St. John's (NY)	47 61	65	H	Hofstra	67 71	114	A	Iona	49 69		
								83	N	Missouri St.	45 77	114	H	Iona	62 61		
												120	N	LSU	49 72		
												121	A	Creighton	46 89		
												184	H	Delaware	50 56		
												216	H	Siena	66 37		
												220	A	Fairfield	72 57		
												232	A	Manhattan	79 73		
												232	H	Manhattan	59 64		
												275	A	Monmouth	52 60		
												275	H	Monmouth	78 55		
												292	A	Niagara	82 68		
												292	H	Niagara	63 50		
												294	A	Rider	74 56		
												294	H	Rider	66 54		
												333	A	Saint Peter's	74 55		
												333	H	Saint Peter's	69 46		
												347	A	Boston U.	73 54		
LAST 12 Division I GAMES:																	
				292	A	Niagara	82 68	292	H	Niagara	63 50						
				232	H	Manhattan	59 64	275	H	Monmouth	78 55						
				333	A	Saint Peter's	74 55	114	H	Iona	62 61						
				294	A	Rider	74 56	232	A	Manhattan	79 73						
				216	H	Siena	66 37	275	A	Monmouth	52 60						
				333	H	Saint Peter's	69 46	114	A	Iona	49 69						

Non-Div I Games:

Marist

■ Loss, 
 ■ Non-Conf, 
 S Site, 
 ■ Home 
 ■ Away 
 N Neutral

Average RPI Win:	154	WON-LOST	WINNING	LAST 10	STRENGTH OF	OPP. STRENGTH	TEAM	ADJ.	CONF.	ADJ CONF.
Average RPI Loss:	63	RECORD	PCT. RANK	GAMES	SCHEDULE	OF SCHEDULE	RPI	RPI	RPI	RPI
DIV. I ONLY	12- 13	184	7- 3	33	67	86	86	6	6	
DIV. I NON-CONF.	5- 6	180	0- 0	21	77	91	91	6	6	
TOTALS	RPI 1-25	RPI 26-50	W-L RECORDS	RPI 51-100	RPI 101-150	RPI 150+				
12- 13	0- 4	2- 2	OVERALL	2- 4	2- 2	6- 1				
8- 3	0- 1	2- 0	HOME	2- 1	2- 1	2- 0				
3- 10	0- 3	0- 2	AWAY	0- 3	0- 1	3- 1				
1- 0	0- 0	0- 0	NEUTRAL	0- 0	0- 0	1- 0				
5- 6	0- 3	0- 0	NON-CONFERENCE	1- 1	1- 1	3- 1				
2- 2	0- 1	0- 0	HOME	1- 0	1- 1	0- 0				
2- 4	0- 2	0- 0	AWAY	0- 1	0- 0	2- 1				
1- 0	0- 0	0- 0	NEUTRAL	0- 0	0- 0	1- 0				
7- 7	0- 1	2- 2	CONFERENCE	1- 3	1- 1	3- 0				
6- 1	0- 0	2- 0	HOME	1- 1	1- 0	2- 0				
1- 6	0- 1	0- 2	AWAY	0- 2	0- 1	1- 0				
0- 0	0- 0	0- 0	NEUTRAL	0- 0	0- 0	0- 0				

RPI 1-25				RPI 26-50				RPI 51-100				Team's RPI: 86	RPI 101+			
RPI	S	Opponent	Score	RPI	S	Opponent	Score	RPI	S	Opponent	Score		RPI	S	Opponent	Score
8	H	Oregon St.	58 65	35	A	Seton Hall	68 99	53	A	Villanova	60 81		116	H	IUPUI	55 60
9	A	Arizona St.	80 90	35	H	Seton Hall	89 82	53	H	Villanova	75 82		121	H	Creighton	79 72
17	A	DePaul	86 91	44	A	St. John's (NY)	77 81	55	H	Auburn	70 69		134	A	Xavier	66 71
20	A	Green Bay	55 75	44	H	St. John's (NY)	67 64	80	A	South Dakota	69 97		148	H	Wisconsin	77 61
								91	A	Georgetown	72 75		159	A	Northern Ky.	78 83
								91	H	Georgetown	87 72		182	A	Milwaukee	101 81
													197	A	Butler	80 64
													197	H	Butler	76 69
													226	N	Richmond	98 80
													257	H	Providence	105 75
													290	A	FIU	95 83
LAST 12 Division I GAMES:																
				197	H	Butler	76 69					257	H	Providence	105 75	
				53	A	Villanova	60 81					197	A	Butler	80 64	
				91	A	Georgetown	72 75					134	A	Xavier	66 71	
				35	H	Seton Hall	89 82					91	H	Georgetown	87 72	
				44	H	St. John's (NY)	67 64					53	H	Villanova	75 82	
				121	H	Creighton	79 72					44	A	St. John's (NY)	77 81	

Non-Div I Games:

Marquette

Average RPI Win: <b>228</b>	WON-LOST	WINNING	LAST 10	STRENGTH OF	OPP. STRENGTH	TEAM	ADJ.	CONF.	ADJ CONF.
Average RPI Loss: <b>107</b>	RECORD	PCT. RANK	GAMES	SCHEDULE	OF SCHEDULE	RPI	RPI	RPI	RPI
DIV. I ONLY	<b>14- 6</b>	<b>73</b>	<b>6- 4</b>	<b>262</b>	<b>176</b>	<b>139</b>	<b>139</b>	<b>12</b>	<b>12</b>
DIV. I NON-CONF.	<b>8- 1</b>	<b>23</b>	<b>1- 0</b>	<b>321</b>	<b>329</b>	<b>134</b>	<b>134</b>	<b>10</b>	<b>10</b>
TOTALS	RPI 1-25	RPI 26-50	W-L RECORDS	RPI 51-100	RPI 101-150	RPI 150+			
14- 6	0- 0	1- 1	OVERALL	0- 3	2- 0	11- 2			
10- 2	0- 0	1- 0	HOME	0- 1	0- 0	9- 1			
4- 3	0- 0	0- 0	AWAY	0- 2	2- 0	2- 1			
0- 1	0- 0	0- 1	NEUTRAL	0- 0	0- 0	0- 0			
8- 1	0- 0	0- 1	NON-CONFERENCE	0- 0	1- 0	7- 0			
6- 0	0- 0	0- 0	HOME	0- 0	0- 0	6- 0			
2- 0	0- 0	0- 0	AWAY	0- 0	1- 0	1- 0			
0- 1	0- 0	0- 1	NEUTRAL	0- 0	0- 0	0- 0			
6- 5	0- 0	1- 0	CONFERENCE	0- 3	1- 0	4- 2			
4- 2	0- 0	1- 0	HOME	0- 1	0- 0	3- 1			
2- 3	0- 0	0- 0	AWAY	0- 2	1- 0	1- 1			
0- 0	0- 0	0- 0	NEUTRAL	0- 0	0- 0	0- 0			

RPI S	Opponent	Score	RPI S	Opponent	Score	RPI S	Opponent	Score	RPI S	Opponent	Score	Team's RPI: 139
30	H UTEP	79 64	34	N West Virginia	60 66	54	A Western Ky.	52 81	143	A Southern Ill.	61 55	
						71	A Middle Tenn.	54 65	144	A UAB	64 61	
						90	H Charlotte	61 64	154	H Cornell	73 47	
									161	H Old Dominion	80 62	
									171	A Fla. Atlantic	73 84	
									193	H Rhode Island	72 62	
									224	H North Texas	63 71	
									237	H Rice	81 52	
									241	H UTSA	80 76	
									272	H Saint Francis (PA)	81 73	
									290	A FIU	65 58	
									295	A Morehead St.	104 101	
									341	H NJIT	63 50	
									344	H Alabama A&M	81 45	
									346	H Norfolk St.	81 67	
LAST 12 Division I GAMES:												
241	H UTSA	80 76	237	H Rice	81 52							
30	H UTEP	79 64	224	H North Texas	63 71							
144	A UAB	64 61	290	A FIU	65 58							
71	A Middle Tenn.	54 65	171	A Fla. Atlantic	73 84							
161	H Old Dominion	80 62	54	A Western Ky.	52 81							
90	H Charlotte	61 64	143	A Southern Ill.	61 55							

Non-Div I Games:      Brescia                      92    40                      West Va. Tech                      83    39

Marshall

Loss, Non-Conf, S Site, H Home A Away N Neutral

Maryland

Through Games Of Feb. 13, 2016

Average RPI Win:	139	WON-LOST	WINNING	LAST 10	STRENGTH OF	OPP. STRENGTH	TEAM	ADJ.	CONF.	ADJ CONF.
Average RPI Loss:	3	RECORD	PCT. RANK	GAMES	SCHEDULE	OF SCHEDULE	RPI	RPI	RPI	RPI
DIV. I ONLY	22- 3	10	4- 1	59	30	11	11	4	4	
DIV. I NON-CONF.	11- 1	16	0- 0	143	147	33	33	4	4	
TOTALS	RPI 1-25	RPI 26-50	W-L RECORDS	RPI 51-100	RPI 101-150	RPI 150+				
22- 3	2- 3	1- 0	OVERALL	7- 0	3- 0	9- 0				
12- 1	2- 1	1- 0	HOME	3- 0	0- 0	6- 0				
7- 1	0- 1	0- 0	AWAY	3- 0	2- 0	2- 0				
3- 1	0- 1	0- 0	NEUTRAL	1- 0	1- 0	1- 0				
11- 1	1- 1	0- 0	NON-CONFERENCE	1- 0	1- 0	8- 0				
7- 0	1- 0	0- 0	HOME	0- 0	0- 0	6- 0				
1- 0	0- 0	0- 0	AWAY	0- 0	0- 0	1- 0				
3- 1	0- 1	0- 0	NEUTRAL	1- 0	1- 0	1- 0				
11- 2	1- 2	1- 0	CONFERENCE	6- 0	2- 0	1- 0				
5- 1	1- 1	1- 0	HOME	3- 0	0- 0	0- 0				
6- 1	0- 1	0- 0	AWAY	3- 0	2- 0	1- 0				
0- 0	0- 0	0- 0	NEUTRAL	0- 0	0- 0	0- 0				

RPI	S	Opponent	Score	RPI	S	Opponent	Score	RPI	S	Opponent	Score	RPI	S	Opponent	Score
2	N	UConn	73 83	43	H	Indiana	86 63	51	A	Purdue	87 67	131	A	Penn St.	89 53
4	A	Ohio St.	86 94					51	H	Purdue	73 59	145	N	Pittsburgh	70 49
4	H	Ohio St.	71 80					57	A	Iowa	76 56	148	A	Wisconsin	90 65
24	H	Syracuse	82 64					63	N	South Dakota St.	62 55	161	N	Old Dominion	95 49
25	H	Michigan St.	85 76					74	H	Nebraska	89 50	166	A	Illinois	79 63
								77	A	Michigan	74 67	176	H	Detroit	97 41
								87	H	Northwestern	80 62	177	H	Southern U.	94 61
												247	H	High Point	105 50
												259	H	Loyola Maryland	97 47
												276	H	Central Conn. St.	86 43
												302	A	UMES	106 30
												312	H	UMass Lowell	102 53
LAST 12 Division I GAMES:															
25	H	Michigan St.	85 76	148	A	Wisconsin	90 65								
51	H	Purdue	73 59	87	H	Northwestern	80 62								
4	A	Ohio St.	86 94	77	A	Michigan	74 67								
51	A	Purdue	87 67	57	A	Iowa	76 56								
43	H	Indiana	86 63	74	H	Nebraska	89 50								
131	A	Penn St.	89 53	4	H	Ohio St.	71 80								

Non-Div I Games:

Maryland

Loss, Non-Conf, S Site, H Home A Away N Neutral



Massachusetts

Through Games Of Feb. 13, 2016

Average RPI Win:	205	WON-LOST	WINNING	LAST 10	STRENGTH OF	OPP. STRENGTH	TEAM	ADJ.	CONF.	ADJ CONF.
Average RPI Loss:	130	RECORD	PCT. RANK	GAMES	SCHEDULE	OF SCHEDULE	RPI	RPI	RPI	RPI
DIV. I ONLY	7- 17	278	1- 5	129	129	238	238	7	7	
DIV. I NON-CONF.	6- 6	160	0- 1	258	208	203	203	8	8	
TOTALS	RPI 1-25	RPI 26-50	W-L RECORDS	RPI 51-100	RPI 101-150	RPI 150+				
7- 17	0- 1	1- 3	OVERALL	1- 4	0- 2	5- 7				
5- 6	0- 0	1- 0	HOME	1- 2	0- 1	3- 3				
2- 10	0- 1	0- 3	AWAY	0- 1	0- 1	2- 4				
0- 1	0- 0	0- 0	NEUTRAL	0- 1	0- 0	0- 0				
6- 6	0- 0	0- 1	NON-CONFERENCE	1- 1	0- 2	5- 2				
4- 1	0- 0	0- 0	HOME	1- 0	0- 1	3- 0				
2- 4	0- 0	0- 1	AWAY	0- 0	0- 1	2- 2				
0- 1	0- 0	0- 0	NEUTRAL	0- 1	0- 0	0- 0				
1- 11	0- 1	1- 2	CONFERENCE	0- 3	0- 0	0- 5				
1- 5	0- 0	1- 0	HOME	0- 2	0- 0	0- 3				
0- 6	0- 1	0- 2	AWAY	0- 1	0- 0	0- 2				
0- 0	0- 0	0- 0	NEUTRAL	0- 0	0- 0	0- 0				

RPI	S	Opponent	Score	RPI	S	Opponent	Score	RPI	S	Opponent	Score	RPI	S	Opponent	Score	Team's RPI: 238
21	A	Duquesne	64 73	33	A	George Washington	50 67	65	H	Hofstra	57 56	117	A	Harvard	65 67	
				39	A	St. Bonaventure	41 66	75	A	Saint Louis	49 69	136	H	Buffalo	48 56	
				39	H	St. Bonaventure	69 60	78	N	Ball St.	54 81	164	A	George Mason	59 64	
				47	A	Duke	46 70	89	H	Saint Joseph's	58 62	165	H	Fordham	55 60	
								97	H	VCU	66 74	175	A	Colorado	63 90	
												193	H	Rhode Island	79 80	
												207	H	Hartford	63 57	
												225	A	Bryant	86 69	
												226	H	Richmond	68 74	
												242	A	Holy Cross	74 60	
												276	A	Central Conn. St.	68 78	
												279	A	La Salle	57 66	
												312	H	UMass Lowell	84 58	
												347	H	Boston U.	73 56	
LAST 12 Division I GAMES:																
				78	N	Ball St.	54 81	193	H	Rhode Island	79 80					
				39	H	St. Bonaventure	69 60	33	A	George Washington	50 67					
				279	A	La Salle	57 66	226	H	Richmond	68 74					
				165	H	Fordham	55 60	75	A	Saint Louis	49 69					
				21	A	Duquesne	64 73	39	A	St. Bonaventure	41 66					
				164	A	George Mason	59 64	89	H	Saint Joseph's	58 62					

Non-Div I Games:

Massachusetts

Loss, Non-Conf, S Site, H Home A Away N Neutral

## McNeese St.

Through Games Of Feb. 13, 2016

Average RPI Win:	253	WON-LOST	WINNING	LAST 10	STRENGTH OF	OPP. STRENGTH	TEAM	ADJ.	CONF.	ADJ CONF.
Average RPI Loss:	152	RECORD	PCT. RANK	GAMES	SCHEDULE	OF SCHEDULE	RPI	RPI	RPI	RPI
DIV. I ONLY	13- 9	119	3- 2	304	197	169	169	28	28	
DIV. I NON-CONF.	5- 4	138	1- 0	149	72	94	94	26	26	
TOTALS	RPI 1-25	RPI 26-50	W-L RECORDS	RPI 51-100	RPI 101-150	RPI 150+				
13- 9	0- 1	0- 0	OVERALL	0- 3	2- 1	11- 4				
7- 1	0- 0	0- 0	HOME	0- 0	1- 0	6- 1				
5- 8	0- 1	0- 0	AWAY	0- 3	1- 1	4- 3				
1- 0	0- 0	0- 0	NEUTRAL	0- 0	0- 0	1- 0				
5- 4	0- 1	0- 0	NON-CONFERENCE	0- 2	1- 0	4- 1				
2- 0	0- 0	0- 0	HOME	0- 0	0- 0	2- 0				
2- 4	0- 1	0- 0	AWAY	0- 2	1- 0	1- 1				
1- 0	0- 0	0- 0	NEUTRAL	0- 0	0- 0	1- 0				
8- 5	0- 0	0- 0	CONFERENCE	0- 1	1- 1	7- 3				
5- 1	0- 0	0- 0	HOME	0- 0	1- 0	4- 1				
3- 4	0- 0	0- 0	AWAY	0- 1	0- 1	3- 2				
0- 0	0- 0	0- 0	NEUTRAL	0- 0	0- 0	0- 0				

RPI 1-25				RPI 26-50				RPI 51-100				RPI 101+ Team's RPI: 169			
RPI	S	Opponent	Score	RPI	S	Opponent	Score	RPI	S	Opponent	Score	RPI	S	Opponent	Score
5	A	Baylor	46 105					60	A	Chattanooga	53 68	124	A	Northwestern St.	64 85
								61	A	Abilene Christian	62 79	124	H	Northwestern St.	78 74
								82	A	Tulane	55 74	146	A	UT Arlington	63 57
												160	A	Ole Miss	56 96
												174	A	Louisiana Tech	74 71
												233	H	Sam Houston St.	82 79
												234	A	Stephen F. Austin	55 80
												236	N	Dartmouth	78 56
												237	H	Rice	61 53
												243	A	Houston Baptist	71 64
												284	H	La.-Monroe	72 62
												306	A	Southeastern La.	83 74
												306	H	Southeastern La.	96 79
												319	H	Incarinate Word	55 68
												324	A	Nicholls St.	81 85
												326	H	A&M-Corpus Christi	72 51
												340	A	New Orleans	77 74
												340	H	New Orleans	92 63
LAST 12 Division I GAMES:															
146	A	UT Arlington	63 57	306	H	Southeastern La.	96 79								
124	A	Northwestern St.	64 85	124	H	Northwestern St.	78 74								
306	A	Southeastern La.	83 74	319	H	Incarinate Word	55 68								
324	A	Nicholls St.	81 85	233	H	Sam Houston St.	82 79								
340	H	New Orleans	92 63	61	A	Abilene Christian	62 79								
340	A	New Orleans	77 74	326	H	A&M-Corpus Christi	72 51								

Non-Div I Games: Loyola (LA) 70 69 Louisiana Col. 73 59 Southern-N.O. 97 61

McNeese St.

Loss, Non-Conf, S Site, H Home A Away N Neutral

Average RPI Win:	186	WON-LOST	WINNING	LAST 10	STRENGTH OF	OPP. STRENGTH	TEAM	ADJ.	CONF.	ADJ CONF.
Average RPI Loss:	92	RECORD	PCT. RANK	GAMES	SCHEDULE	OF SCHEDULE	RPI	RPI	RPI	RPI
DIV. I ONLY	15- 10	117	6- 4	137	73	112	112	8	8	
DIV. I NON-CONF.	6- 5	146	0- 0	135	101	152	152	7	7	
TOTALS	RPI 1-25	RPI 26-50	W-L RECORDS	RPI 51-100	RPI 101-150	RPI 150+				
15- 10	0- 2	1- 1	OVERALL	3- 3	1- 1	10- 3				
10- 4	0- 1	1- 1	HOME	2- 1	1- 0	6- 1				
5- 6	0- 1	0- 0	AWAY	1- 2	0- 1	4- 2				
0- 0	0- 0	0- 0	NEUTRAL	0- 0	0- 0	0- 0				
6- 5	0- 0	0- 1	NON-CONFERENCE	2- 2	1- 1	3- 1				
5- 2	0- 0	0- 1	HOME	1- 1	1- 0	3- 0				
1- 3	0- 0	0- 0	AWAY	1- 1	0- 1	0- 1				
0- 0	0- 0	0- 0	NEUTRAL	0- 0	0- 0	0- 0				
9- 5	0- 2	1- 0	CONFERENCE	1- 1	0- 0	7- 2				
5- 2	0- 1	1- 0	HOME	1- 0	0- 0	3- 1				
4- 3	0- 1	0- 0	AWAY	0- 1	0- 0	4- 1				
0- 0	0- 0	0- 0	NEUTRAL	0- 0	0- 0	0- 0				

RPI 1-25				RPI 26-50				RPI 51-100				RPI 101+ Team's RPI: 112			
RPI	S	Opponent	Score	RPI	S	Opponent	Score	RPI	S	Opponent	Score	RPI	S	Opponent	Score
2	A	UConn	40 83	33	H	George Washington	62 68	62	A	Temple	58 82	137	A	Little Rock	53 61
2	H	UConn	46 86	42	H	South Fla.	88 87	68	A	Central Mich.	64 61	143	H	Southern Ill.	61 58
								75	H	Saint Louis	57 63	156	A	SMU	49 58
								81	A	Minnesota	60 70	166	H	Illinois	81 75
								82	H	Tulane	83 67	172	A	East Carolina	79 78
								91	H	Georgetown	57 53	185	A	Tulsa	69 58
												185	H	Tulsa	59 65
												190	A	Kansas	63 72
												213	A	Cincinnati	64 47
												213	H	Cincinnati	54 51
												256	H	Houston	74 57
												268	A	UCF	69 52
												268	H	UCF	75 59
												283	H	Jacksonville St.	70 55
												337	H	Eastern Ill.	80 49
LAST 12 Division I GAMES:															
172	A	East Carolina	79 78	42	H	South Fla.	88 87	156	A	SMU	49 58				
268	A	UCF	69 52					2	H	UConn	46 86				
213	H	Cincinnati	54 51					185	H	Tulsa	59 65				
2	A	UConn	40 83					213	A	Cincinnati	64 47				
268	H	UCF	75 59					256	H	Houston	74 57				
185	A	Tulsa	69 58												

Non-Div I Games:

Memphis

■ Loss, 
 ■ Non-Conf, 
 ■ S Site, 
 ■ H Home 
 ■ A Away 
 N Neutral

Average RPI Win:	250	WON-LOST	WINNING	LAST 10	STRENGTH OF	OPP. STRENGTH	TEAM	ADJ.	CONF.	ADJ CONF.
Average RPI Loss:	81	RECORD	PCT. RANK	GAMES	SCHEDULE	OF SCHEDULE	RPI	RPI	RPI	RPI
DIV. I ONLY	17- 6	53	9- 1	259	211	119	119	17	17	
DIV. I NON-CONF.	8- 5	119	2- 0	224	273	155	155	16	16	
TOTALS	RPI 1-25	RPI 26-50	W-L RECORDS	RPI 51-100	RPI 101-150	RPI 150+				
17- 6	0- 1	0- 1	OVERALL	1- 2	2- 2	14- 0				
8- 3	0- 0	0- 0	HOME	1- 1	1- 2	6- 0				
8- 2	0- 1	0- 1	AWAY	0- 0	1- 0	7- 0				
1- 1	0- 0	0- 0	NEUTRAL	0- 1	0- 0	1- 0				
8- 5	0- 1	0- 1	NON-CONFERENCE	0- 2	0- 1	8- 0				
4- 2	0- 0	0- 0	HOME	0- 1	0- 1	4- 0				
3- 2	0- 1	0- 1	AWAY	0- 0	0- 0	3- 0				
1- 1	0- 0	0- 0	NEUTRAL	0- 1	0- 0	1- 0				
9- 1	0- 0	0- 0	CONFERENCE	1- 0	2- 1	6- 0				
4- 1	0- 0	0- 0	HOME	1- 0	1- 1	2- 0				
5- 0	0- 0	0- 0	AWAY	0- 0	1- 0	4- 0				
0- 0	0- 0	0- 0	NEUTRAL	0- 0	0- 0	0- 0				

RPI 1-25				RPI 26-50				RPI 51-100				RPI 101+ Team's RPI: 119			
RPI	S	Opponent	Score	RPI	S	Opponent	Score	RPI	S	Opponent	Score	RPI	S	Opponent	Score
13	A	Florida St.	36 79	26	A	Georgia	44 57	60	H	Chattanooga	67 44	122	A	Samford	63 60
								75	H	Saint Louis	60 68	122	H	Samford	63 61
								90	N	Charlotte	62 72	140	H	ETSU	53 55
												143	H	Southern Ill.	52 55
												183	H	Col. of Charleston	66 58
												211	A	Furman	61 50
												274	A	Tennessee Tech	63 47
												277	H	Ga. Southern	62 50
												283	H	Jacksonville St.	46 39
												291	A	UNCG	86 78
												291	H	UNCG	81 47
												297	A	Kennesaw St.	72 61
												298	A	Western Caro.	92 88
												298	H	Western Caro.	63 42
												299	A	Florida A&M	54 50
												307	A	Wofford	70 61
												313	H	North Florida	68 54
												316	N	Howard	70 53
LAST 12 Division I GAMES:															
122	H	Samford	63 61	60	H	Chattanooga	67 44	122	A	Samford	63 60				
291	H	UNCG	81 47	298	A	Western Caro.	92 88	291	A	UNCG	86 78				
298	H	Western Caro.	63 42	299	A	Florida A&M	54 50	298	H	Western Caro.	63 42				
211	A	Furman	61 50	313	H	North Florida	68 54								
307	A	Wofford	70 61												
140	H	ETSU	53 55												

Non-Div I Games: Faulkner 86 33 Coastal Ga. 87 48

Mercer

Average RPI Win:	156	WON-LOST	WINNING	LAST 10	STRENGTH OF	OPP. STRENGTH	TEAM	ADJ.	CONF.	ADJ CONF.
Average RPI Loss:	36	RECORD	PCT. RANK	GAMES	SCHEDULE	OF SCHEDULE	RPI	RPI	RPI	RPI
DIV. I ONLY	21- 4	19	8- 2	85	59	32	32	5	5	
DIV. I NON-CONF.	12- 1	9	0- 0	189	126	43	43	5	5	
TOTALS	RPI 1-25	RPI 26-50	W-L RECORDS	RPI 51-100	RPI 101-150	RPI 150+				
21- 4	0- 3	3- 0	OVERALL	4- 0	5- 1	9- 0				
12- 2	0- 2	2- 0	HOME	1- 0	2- 0	7- 0				
8- 1	0- 0	0- 0	AWAY	3- 0	3- 1	2- 0				
1- 1	0- 1	1- 0	NEUTRAL	0- 0	0- 0	0- 0				
12- 1	0- 1	1- 0	NON-CONFERENCE	2- 0	1- 0	8- 0				
8- 0	0- 0	0- 0	HOME	1- 0	0- 0	7- 0				
3- 0	0- 0	0- 0	AWAY	1- 0	1- 0	1- 0				
1- 1	0- 1	1- 0	NEUTRAL	0- 0	0- 0	0- 0				
9- 3	0- 2	2- 0	CONFERENCE	2- 0	4- 1	1- 0				
4- 2	0- 2	2- 0	HOME	0- 0	2- 0	0- 0				
5- 1	0- 0	0- 0	AWAY	2- 0	2- 1	1- 0				
0- 0	0- 0	0- 0	NEUTRAL	0- 0	0- 0	0- 0				

RPI 1-25				RPI 26-50				Team's RPI: 32				RPI 51-100				RPI 101+			
RPI	S	Opponent	Score	RPI	S	Opponent	Score	RPI	S	Opponent	Score	RPI	S	Opponent	Score	RPI	S	Opponent	Score
5	N	Baylor	81 88	37	H	North Carolina St.	73 44	79	A	Georgia Tech	58 55	101	A	Virginia	56 76				
13	H	Florida St.	58 69	43	N	Indiana	89 75	90	A	Charlotte	77 70	106	A	North Carolina	76 61				
24	H	Syracuse	51 57	47	H	Duke	61 53	92	H	Wright St.	80 67	107	A	Boston College	67 62				
								96	A	Virginia Tech	57 45	123	H	Wake Forest	71 60				
												145	H	Pittsburgh	79 55				
												150	A	Loyola Chicago	77 50				
												161	A	Old Dominion	61 35				
												166	H	Illinois	73 64				
												182	H	Milwaukee	77 38				
												240	A	Clemson	83 49				
												252	H	Bethune-Cookman	55 47				
												273	H	Coppin St.	78 59				
												279	H	La Salle	86 58				
												290	H	FIU	83 55				
												312	H	UMass Lowell	84 53				
LAST 12 Division I GAMES:																			
				79	A	Georgia Tech	58 55					106	A	North Carolina	76 61				
				47	H	Duke	61 53					123	H	Wake Forest	71 60				
				107	A	Boston College	67 62					240	A	Clemson	83 49				
				24	H	Syracuse	51 57					145	H	Pittsburgh	79 55				
				96	A	Virginia Tech	57 45					101	A	Virginia	56 76				
				13	H	Florida St.	58 69					37	H	North Carolina St.	73 44				

Non-Div I Games:

Miami (FL)

■ Loss, 
 ■ Non-Conf, S Site, 
 ■ Home 
 ■ Away 
 N Neutral

Average RPI Win:	260	WON-LOST	WINNING	LAST 10	STRENGTH OF	OPP. STRENGTH	TEAM	ADJ.	CONF.	ADJ CONF.
Average RPI Loss:	135	RECORD	PCT. RANK	GAMES	SCHEDULE	OF SCHEDULE	RPI	RPI	RPI	RPI
DIV. I ONLY	9- 14	235	2- 8	239	174	263	263	11	11	
DIV. I NON-CONF.	6- 5	146	0- 0	303	228	238	238	13	13	
TOTALS	RPI 1-25	RPI 26-50	W-L RECORDS	RPI 51-100	RPI 101-150	RPI 150+				
9- 14	0- 0	0- 0	OVERALL	0- 4	1- 5	8- 5				
7- 6	0- 0	0- 0	HOME	0- 1	1- 2	6- 3				
1- 8	0- 0	0- 0	AWAY	0- 3	0- 3	1- 2				
1- 0	0- 0	0- 0	NEUTRAL	0- 0	0- 0	1- 0				
6- 5	0- 0	0- 0	NON-CONFERENCE	0- 1	0- 1	6- 3				
4- 2	0- 0	0- 0	HOME	0- 0	0- 0	4- 2				
1- 3	0- 0	0- 0	AWAY	0- 1	0- 1	1- 1				
1- 0	0- 0	0- 0	NEUTRAL	0- 0	0- 0	1- 0				
3- 9	0- 0	0- 0	CONFERENCE	0- 3	1- 4	2- 2				
3- 4	0- 0	0- 0	HOME	0- 1	1- 2	2- 1				
0- 5	0- 0	0- 0	AWAY	0- 2	0- 2	0- 1				
0- 0	0- 0	0- 0	NEUTRAL	0- 0	0- 0	0- 0				

RPI 1-25				RPI 26-50				RPI 51-100				RPI 101+				Team's RPI: 263	
RPI	S	Opponent	Score	RPI	S	Opponent	Score	RPI	S	Opponent	Score	RPI	S	Opponent	Score		
								68	A	Central Mich.	54	77	103	A	UT Martin	47	74
								68	H	Central Mich.	58	72	111	H	Eastern Mich.	46	70
								77	A	Michigan	55	97	113	H	Toledo	50	55
								78	A	Ball St.	41	66	115	A	Western Mich.	66	80
													118	A	Akron	65	77
													136	H	Buffalo	69	58
													159	H	Northern Ky.	57	71
													171	A	Fla. Atlantic	65	68
													196	H	Oakland	65	54
													201	H	Eastern Ky.	72	77
													230	A	Valparaiso	75	72
													250	H	Bowling Green	58	64
													251	A	Northern Ill.	73	92
													251	H	Northern Ill.	66	60
													269	H	Austin Peay	75	60
													295	H	Morehead St.	59	57
													317	H	Kent St.	55	52
													320	N	LIU Brooklyn	68	49
													323	H	Evansville	91	85
LAST 12 Division I GAMES:																	
111	H	Eastern Mich.	46	70	68	H	Central Mich.	58	72								
251	A	Northern Ill.	73	92	115	A	Western Mich.	66	80								
118	A	Akron	65	77	113	H	Toledo	50	55								
317	H	Kent St.	55	52	78	A	Ball St.	41	66								
68	A	Central Mich.	54	77	251	H	Northern Ill.	66	60								
136	H	Buffalo	69	58	250	H	Bowling Green	58	64								

Non-Div I Games:

Miami (OH)

■ Loss, 
 ■ Non-Conf, 
 ■ S Site, 
 ■ H Home 
 ■ A Away 
 N Neutral

Average RPI Win: 155		WON-LOST	WINNING	LAST 10	STRENGTH OF	OPP. STRENGTH	TEAM	ADJ.	CONF.	ADJ CONF.
Average RPI Loss: 43		RECORD	PCT. RANK	GAMES	SCHEDULE	OF SCHEDULE	RPI	RPI	RPI	RPI
DIV. I ONLY		14- 10	124	5- 5	35	53	77	77	4	4
DIV. I NON-CONF.		8- 3	77	0- 0	87	160	74	74	4	4
TOTALS		RPI 1-25	RPI 26-50		W-L RECORDS		RPI 51-100	RPI 101-150	RPI 150+	
14- 10	0- 4	0- 2		OVERALL		3- 3	5- 1	6- 0		
11- 5	0- 3	0- 0		HOME		2- 2	4- 0	5- 0		
3- 5	0- 1	0- 2		AWAY		1- 1	1- 1	1- 0		
0- 0	0- 0	0- 0		NEUTRAL		0- 0	0- 0	0- 0		
8- 3	0- 1	0- 1		NON-CONFERENCE		0- 0	3- 1	5- 0		
7- 1	0- 1	0- 0		HOME		0- 0	3- 0	4- 0		
1- 2	0- 0	0- 1		AWAY		0- 0	0- 1	1- 0		
0- 0	0- 0	0- 0		NEUTRAL		0- 0	0- 0	0- 0		
6- 7	0- 3	0- 1		CONFERENCE		3- 3	2- 0	1- 0		
4- 4	0- 2	0- 0		HOME		2- 2	1- 0	1- 0		
2- 3	0- 1	0- 1		AWAY		1- 1	1- 0	0- 0		
0- 0	0- 0	0- 0		NEUTRAL		0- 0	0- 0	0- 0		

RPI S	Opponent	Score	RPI S	Opponent	Score	RPI S	Opponent	Score	RPI S	Opponent	Score
4	H Ohio St.	93 97	41	A Princeton	57 74	51	H Purdue	63 65	111	A Eastern Mich.	63 64
10	H UCLA	77 86	43	A Indiana	69 77	57	A Iowa	69 85	131	A Penn St.	91 87
11	H Maryland	67 74				57	H Iowa	82 75	134	H Xavier	92 54
25	A Michigan St.	64 85				74	H Nebraska	81 93	141	H Oral Roberts	61 44
						81	A Minnesota	93 86	145	H Pittsburgh	82 45
						81	H Minnesota	92 76	148	H Wisconsin	82 65
									166	H Illinois	96 83
									176	A Detroit	88 61
									205	H USC Upstate	119 61
									207	H Hartford	83 47
									231	H Binghamton	90 62
									263	H Miami (OH)	97 55
LAST 12 Division I GAMES:											
148	H Wisconsin	82 65	4	H Ohio St.	93 97						
166	H Illinois	96 83	131	A Penn St.	91 87						
25	A Michigan St.	64 85	11	H Maryland	67 74						
81	H Minnesota	92 76	81	A Minnesota	93 86						
57	A Iowa	69 85	57	H Iowa	82 75						
74	H Nebraska	81 93	43	A Indiana	69 77						

Non-Div I Games:

Michigan

■ Loss, 
 ■ Non-Conf, 
 ■ S Site, 
 ■ H Home 
 ■ A Away 
 N Neutral

Average RPI Win: 124		WON-LOST	WINNING	LAST 10	STRENGTH OF	OPP. STRENGTH	TEAM	ADJ.	CONF.	ADJ CONF.
Average RPI Loss: 35		RECORD	PCT. RANK	GAMES	SCHEDULE	OF SCHEDULE	RPI	RPI	RPI	RPI
DIV. I ONLY		18- 6	45	3- 2	54	15	25	25	4	4
DIV. I NON-CONF.		9- 2	37	0- 0	54	66	29	29	4	4
TOTALS		RPI 1-25	RPI 26-50		W-L RECORDS		RPI 51-100	RPI 101-150	RPI 150+	
18- 6	0- 4	2- 1		OVERALL		5- 0	5- 1	6- 0		
11- 2	0- 1	2- 0		HOME		4- 0	3- 1	2- 0		
6- 3	0- 2	0- 1		AWAY		1- 0	2- 0	3- 0		
1- 1	0- 1	0- 0		NEUTRAL		0- 0	0- 0	1- 0		
9- 2	0- 2	1- 0		NON-CONFERENCE		0- 0	2- 0	6- 0		
5- 1	0- 1	1- 0		HOME		0- 0	2- 0	2- 0		
3- 0	0- 0	0- 0		AWAY		0- 0	0- 0	3- 0		
1- 1	0- 1	0- 0		NEUTRAL		0- 0	0- 0	1- 0		
9- 4	0- 2	1- 1		CONFERENCE		5- 0	3- 1	0- 0		
6- 1	0- 0	1- 0		HOME		4- 0	1- 1	0- 0		
3- 3	0- 2	0- 1		AWAY		1- 0	2- 0	0- 0		
0- 0	0- 0	0- 0		NEUTRAL		0- 0	0- 0	0- 0		

RPI	S	Opponent	Score	RPI	S	Opponent	Score	RPI	S	Opponent	Score	RPI	S	Opponent	Score
4	A	Ohio St.	80 85	26	H	Georgia	66 45	51	H	Purdue	68 56	115	H	Western Mich.	78 40
5	N	Baylor	76 84	40	H	Rutgers	59 48	57	A	Iowa	74 69	131	A	Penn St.	71 55
11	A	Maryland	76 85	43	A	Indiana	65 81	57	H	Iowa	80 73	131	H	Penn St.	61 65
18	H	Louisville	78 85					77	H	Michigan	85 64	148	A	Wisconsin	77 54
								87	H	Northwestern	74 51	148	H	Wisconsin	77 67
												150	H	Loyola Chicago	76 47
												155	A	Davidson	73 44
												176	H	Detroit	81 42
												186	A	Northeastern	77 51
												196	A	Oakland	82 62
												213	N	Cincinnati	103 63
												222	H	Idaho St.	79 60
LAST 12 Division I GAMES:															
11	A	Maryland	76 85	40	H	Rutgers	59 48								
131	H	Penn St.	61 65	57	H	Iowa	80 73								
57	A	Iowa	74 69	43	A	Indiana	65 81								
77	H	Michigan	85 64	87	H	Northwestern	74 51								
148	A	Wisconsin	77 54	131	A	Penn St.	71 55								
51	H	Purdue	68 56	148	H	Wisconsin	77 67								

Non-Div I Games:

Michigan St.



Average RPI Win:	186	WON-LOST	WINNING	LAST 10	STRENGTH OF	OPP. STRENGTH	TEAM	ADJ.	CONF.	ADJ CONF.
Average RPI Loss:	79	RECORD	PCT. RANK	GAMES	SCHEDULE	OF SCHEDULE	RPI	RPI	RPI	RPI
DIV. I ONLY	17- 7	62	9- 1	114	99	71	71	12	12	
DIV. I NON-CONF.	6- 5	146	0- 0	119	86	123	123	10	10	
TOTALS	RPI 1-25	RPI 26-50	W-L RECORDS	RPI 51-100	RPI 101-150	RPI 150+				
17- 7	0- 1	0- 2	OVERALL	3- 1	3- 2	11- 1				
9- 3	0- 1	0- 0	HOME	3- 0	2- 1	4- 1				
8- 3	0- 0	0- 1	AWAY	0- 0	1- 0	7- 0				
0- 1	0- 0	0- 0	NEUTRAL	0- 0	0- 1	0- 0				
6- 5	0- 1	0- 1	NON-CONFERENCE	1- 1	1- 2	4- 0				
3- 2	0- 1	0- 0	HOME	1- 0	0- 1	2- 0				
3- 2	0- 0	0- 1	AWAY	0- 1	1- 0	2- 0				
0- 1	0- 0	0- 0	NEUTRAL	0- 0	0- 1	0- 0				
11- 2	0- 0	0- 1	CONFERENCE	2- 0	2- 0	7- 1				
6- 1	0- 0	0- 0	HOME	2- 0	2- 0	2- 1				
5- 1	0- 0	0- 1	AWAY	0- 0	0- 0	5- 0				
0- 0	0- 0	0- 0	NEUTRAL	0- 0	0- 0	0- 0				

RPI 1-25				RPI 26-50				RPI 51-100				RPI 101+			
RPI	S	Opponent	Score	RPI	S	Opponent	Score	RPI	S	Opponent	Score	RPI	S	Opponent	Score
22	H	Kentucky	52 68	27	A	Ohio	49 72	54	H	Western Ky.	83 75	101	H	Virginia	66 70
				30	A	UTEP	73 84	68	A	Central Mich.	59 81	134	A	Xavier	62 53
								83	H	Missouri St.	70 54	139	H	Marshall	65 54
								90	H	Charlotte	72 67	144	H	UAB	68 40
												147	N	Alabama	46 64
												153	H	Southern Miss.	74 44
												160	H	Ole Miss	84 75
												161	H	Old Dominion	58 61
												171	A	Fla. Atlantic	83 73
												174	H	Louisiana Tech	68 57
												224	A	North Texas	76 52
												237	A	Rice	61 60
												241	A	UTSA	74 63
												269	A	Austin Peay	86 55
												274	H	Tennessee Tech	69 53
												290	A	FIU	85 62
												329	A	Nevada	90 46
LAST 12 Division I GAMES:															
153	H	Southern Miss.	74 44	237	A	Rice	61 60								
174	H	Louisiana Tech	68 57	224	A	North Texas	76 52								
290	A	FIU	85 62	161	H	Old Dominion	58 61								
171	A	Fla. Atlantic	83 73	90	H	Charlotte	72 67								
54	H	Western Ky.	83 75	241	A	UTSA	74 63								
139	H	Marshall	65 54	30	A	UTEP	73 84								

Non-Div I Games:

Middle Tenn.

■ Loss, 
■ Non-Conf, S Site, 
■ Home 
■ Away 
N Neutral

Average RPI Win: <b>253</b>	WON-LOST	WINNING	LAST 10	STRENGTH OF	OPP. STRENGTH	TEAM	ADJ.	CONF.	ADJ CONF.
Average RPI Loss: <b>112</b>	RECORD	PCT. RANK	GAMES	SCHEDULE	OF SCHEDULE	RPI	RPI	RPI	RPI
DIV. I ONLY	13- 10	132	7- 3	267	154	182	182	14	14
DIV. I NON-CONF.	6- 5	146	1- 0	346	183	266	266	15	15
TOTALS	RPI 1-25	RPI 26-50	W-L RECORDS	RPI 51-100	RPI 101-150	RPI 150+			
13- 10	0- 2	0- 1	OVERALL	1- 2	0- 2	12- 3			
7- 5	0- 1	0- 0	HOME	0- 1	0- 1	7- 2			
5- 5	0- 1	0- 1	AWAY	1- 1	0- 1	4- 1			
1- 0	0- 0	0- 0	NEUTRAL	0- 0	0- 0	1- 0			
6- 5	0- 0	0- 1	NON-CONFERENCE	0- 2	0- 0	6- 2			
3- 2	0- 0	0- 0	HOME	0- 1	0- 0	3- 1			
2- 3	0- 0	0- 1	AWAY	0- 1	0- 0	2- 1			
1- 0	0- 0	0- 0	NEUTRAL	0- 0	0- 0	1- 0			
7- 5	0- 2	0- 0	CONFERENCE	1- 0	0- 2	6- 1			
4- 3	0- 1	0- 0	HOME	0- 0	0- 1	4- 1			
3- 2	0- 1	0- 0	AWAY	1- 0	0- 1	2- 0			
0- 0	0- 0	0- 0	NEUTRAL	0- 0	0- 0	0- 0			

RPI 1-25				RPI 26-50				RPI 51-100				RPI 101+ Team's RPI: 182			
RPI	S	Opponent	Score	RPI	S	Opponent	Score	RPI	S	Opponent	Score	RPI	S	Opponent	Score
20	A	Green Bay	46 <b>69</b>	32	A	Miami (FL)	38 <b>77</b>	86	H	Marquette	81 <b>101</b>	108	A	Youngstown St.	67 <b>69</b>
20	H	Green Bay	42 <b>63</b>					87	A	Northwestern	44 <b>69</b>	108	H	Youngstown St.	62 <b>70</b>
								92	A	Wright St.	82 60	159	A	Northern Ky.	86 60
												171	A	Fla. Atlantic	67 <b>71</b>
												176	H	Detroit	79 <b>89</b>
												196	H	Oakland	77 64
												203	H	Ill.-Chicago	54 53
												230	H	Valparaiso	82 60
												251	H	Northern Ill.	73 58
												279	N	La Salle	69 53
												293	A	Cleveland St.	62 46
												293	H	Cleveland St.	59 58
												296	H	UMKC	70 48
												310	H	Denver	49 <b>56</b>
												328	H	IPFW	73 60
												336	A	Chicago St.	55 48
												337	A	Eastern Ill.	82 71
LAST 12 Division I GAMES:															
108	H	Youngstown St.	62 <b>70</b>	92	A	Wright St.	82 60	230	H	Valparaiso	82 60				
293	H	Cleveland St.	59 58	203	H	Ill.-Chicago	54 53	293	A	Cleveland St.	62 46				
20	A	Green Bay	46 <b>69</b>	108	A	Youngstown St.	67 <b>69</b>	336	A	Chicago St.	55 48				
196	H	Oakland	77 64												
176	H	Detroit	79 <b>89</b>												
159	A	Northern Ky.	86 60												

Non-Div I Games:

Milwaukee

Average RPI Win:	159	WON-LOST	WINNING	LAST 10	STRENGTH OF	OPP. STRENGTH	TEAM	ADJ.	CONF.	ADJ CONF.
Average RPI Loss:	76	RECORD	PCT. RANK	GAMES	SCHEDULE	OF SCHEDULE	RPI	RPI	RPI	RPI
DIV. I ONLY	17- 7	62	7- 3	157	35	81	81	4	4	
DIV. I NON-CONF.	8- 3	77	0- 0	249	171	140	140	4	4	
TOTALS	RPI 1-25	RPI 26-50	W-L RECORDS	RPI 51-100	RPI 101-150	RPI 150+				
17- 7	0- 0	2- 2	OVERALL	4- 4	4- 0	7- 1				
12- 2	0- 0	2- 0	HOME	3- 1	3- 0	4- 1				
4- 4	0- 0	0- 2	AWAY	1- 2	1- 0	2- 0				
1- 1	0- 0	0- 0	NEUTRAL	0- 1	0- 0	1- 0				
8- 3	0- 0	0- 1	NON-CONFERENCE	1- 1	2- 0	5- 1				
6- 1	0- 0	0- 0	HOME	1- 0	2- 0	3- 1				
1- 1	0- 0	0- 1	AWAY	0- 0	0- 0	1- 0				
1- 1	0- 0	0- 0	NEUTRAL	0- 1	0- 0	1- 0				
9- 4	0- 0	2- 1	CONFERENCE	3- 3	2- 0	2- 0				
6- 1	0- 0	2- 0	HOME	2- 1	1- 0	1- 0				
3- 3	0- 0	0- 1	AWAY	1- 2	1- 0	1- 0				
0- 0	0- 0	0- 0	NEUTRAL	0- 0	0- 0	0- 0				

RPI 1-25				RPI 26-50				RPI 51-100				Team's RPI: 81	RPI 101+			
RPI	S	Opponent	Score	RPI	S	Opponent	Score	RPI	S	Opponent	Score		RPI	S	Opponent	Score
				40	A	Rutgers	55 66	51	A	Purdue	72 84		112	H	Memphis	70 60
				40	H	Rutgers	85 72	55	N	Auburn	79 81		130	H	North Dakota	57 47
				43	H	Indiana	78 76	74	H	Nebraska	110 73		131	H	Penn St.	98 85
				47	A	Duke	64 84	77	A	Michigan	76 92		148	A	Wisconsin	84 77
								77	H	Michigan	86 93		166	A	Illinois	106 75
								87	A	Northwestern	112 106		166	H	Illinois	82 77
								87	H	Northwestern	95 92		180	N	Stetson	72 69
								88	H	Maine	91 64		187	H	New Mexico	53 72
													287	H	Towson	105 86
													307	H	Wofford	98 54
													317	A	Kent St.	85 73
													341	H	NJIT	83 50
LAST 12 Division I GAMES:																
				74	H	Nebraska	110 73	87	H	Northwestern	95 92					
				87	A	Northwestern	112 106	43	H	Indiana	78 76					
				40	H	Rutgers	85 72	51	A	Purdue	72 84					
				77	A	Michigan	76 92	77	H	Michigan	86 93					
				166	H	Illinois	82 77	166	A	Illinois	106 75					
				148	A	Wisconsin	84 77	131	H	Penn St.	98 85					

Non-Div I Games:

Minnesota

■ Loss, 
 ■ Non-Conf, S Site, 
 ■ Home 
 ■ Away 
 N Neutral

## Mississippi St.

Through Games Of Feb. 13, 2016

Average RPI Win:	156	WON-LOST	WINNING	LAST 10	STRENGTH OF	OPP. STRENGTH	TEAM	ADJ.	CONF.	ADJ CONF.
Average RPI Loss:	16	RECORD	PCT. RANK	GAMES	SCHEDULE	OF SCHEDULE	RPI	RPI	RPI	RPI
DIV. I ONLY	21- 5	31	6- 4	69	65	23	23	2	2	
DIV. I NON-CONF.	13- 1	8	0- 0	219	250	47	47	2	2	
TOTALS	RPI 1-25	RPI 26-50	W-L RECORDS	RPI 51-100	RPI 101-150	RPI 150+				
21- 5	2- 3	2- 2	OVERALL	2- 0	5- 0	10- 0				
13- 1	1- 1	1- 0	HOME	1- 0	2- 0	8- 0				
4- 4	1- 2	0- 2	AWAY	0- 0	2- 0	1- 0				
4- 0	0- 0	1- 0	NEUTRAL	1- 0	1- 0	1- 0				
13- 1	0- 1	1- 0	NON-CONFERENCE	1- 0	2- 0	9- 0				
8- 0	0- 0	0- 0	HOME	0- 0	1- 0	7- 0				
1- 1	0- 1	0- 0	AWAY	0- 0	0- 0	1- 0				
4- 0	0- 0	1- 0	NEUTRAL	1- 0	1- 0	1- 0				
8- 4	2- 2	1- 2	CONFERENCE	1- 0	3- 0	1- 0				
5- 1	1- 1	1- 0	HOME	1- 0	1- 0	1- 0				
3- 3	1- 1	0- 2	AWAY	0- 0	2- 0	0- 0				
0- 0	0- 0	0- 0	NEUTRAL	0- 0	0- 0	0- 0				

RPI 1-25				RPI 26-50				RPI 51-100				RPI 101+			
RPI	S	Opponent	Score	RPI	S	Opponent	Score	RPI	S	Opponent	Score	RPI	S	Opponent	Score
3	H	South Carolina	51 57	26	A	Georgia	43 47	55	H	Auburn	60 45	115	N	Western Mich.	90 68
7	A	Texas	47 53	31	A	Missouri	54 66	66	N	FGCU	65 60	120	A	LSU	71 52
14	H	Tennessee	65 63	31	H	Missouri	52 42					122	H	Samford	68 47
15	A	Texas A&M	58 64	42	N	South Fla.	68 58					132	A	Arkansas	65 55
19	A	Florida	76 70									132	H	Arkansas	80 55
												153	H	Southern Miss.	78 65
												156	N	SMU	72 70
												160	H	Ole Miss	79 51
												174	A	Louisiana Tech	93 63
												212	H	Grambling	107 43
												263	H	Tennessee St.	82 54
												300	H	Savannah St.	92 25
												306	H	Southeastern La.	81 41
												346	H	Norfolk St.	92 34
												349	H	Mississippi Val.	109 37
LAST 12 Division I GAMES:															
15	A	Texas A&M	58 64	26	A	Georgia	43 47								
31	H	Missouri	52 42	160	H	Ole Miss	79 51								
120	A	LSU	71 52	31	A	Missouri	54 66								
132	A	Arkansas	65 55	132	H	Arkansas	80 55								
14	H	Tennessee	65 63	55	H	Auburn	60 45								
3	H	South Carolina	51 57	19	A	Florida	76 70								

Non-Div I Games:

Mississippi St.

■ Loss, 
 ■ Non-Conf, S Site, 
 ■ Home 
 ■ Away 
 N Neutral

Average RPI Win:	334	WON-LOST	WINNING	LAST 10	STRENGTH OF	OPP. STRENGTH	TEAM	ADJ.	CONF.	ADJ CONF.
Average RPI Loss:	225	RECORD	PCT. RANK	GAMES	SCHEDULE	OF SCHEDULE	RPI	RPI	RPI	RPI
DIV. I ONLY	1- 19	348	0- 10	328	323	349	349	32	32	
DIV. I NON-CONF.	0- 8	338	0- 0	177	70	323	323	31	31	
TOTALS	RPI 1-25	RPI 26-50	W-L RECORDS	RPI 51-100	RPI 101-150	RPI 150+				
1- 19	0- 1	0- 0	OVERALL	0- 1	0- 3	1- 14				
1- 6	0- 0	0- 0	HOME	0- 0	0- 0	1- 6				
0- 12	0- 1	0- 0	AWAY	0- 1	0- 3	0- 7				
0- 1	0- 0	0- 0	NEUTRAL	0- 0	0- 0	0- 1				
0- 8	0- 1	0- 0	NON-CONFERENCE	0- 1	0- 3	0- 3				
0- 0	0- 0	0- 0	HOME	0- 0	0- 0	0- 0				
0- 7	0- 1	0- 0	AWAY	0- 1	0- 3	0- 2				
0- 1	0- 0	0- 0	NEUTRAL	0- 0	0- 0	0- 1				
1- 11	0- 0	0- 0	CONFERENCE	0- 0	0- 0	1- 11				
1- 6	0- 0	0- 0	HOME	0- 0	0- 0	1- 6				
0- 5	0- 0	0- 0	AWAY	0- 0	0- 0	0- 5				
0- 0	0- 0	0- 0	NEUTRAL	0- 0	0- 0	0- 0				

RPI 1-25			RPI 26-50			RPI 51-100			RPI 101+			Team's RPI: 349
RPI	S	Opponent	Score	RPI	S	Opponent	Score	RPI	S	Opponent	Score	
23	A	Mississippi St.	37 109					64	A	Vanderbilt	39 89	
								132	A	Arkansas	46 86	
								144	A	UAB	33 80	
								147	A	Alabama	35 98	
								153	A	Southern Miss.	55 71	
								160	A	Ole Miss	61 97	
								177	H	Southern U.	36 99	
								212	H	Grambling	52 65	
								228	A	Texas Southern	38 76	
								280	A	Alabama St.	50 100	
								280	H	Alabama St.	51 79	
								285	A	Prairie View	57 80	
								322	H	Jackson St.	46 72	
								324	N	Nicholls St.	54 63	
								327	A	Alcorn	39 75	
								327	H	Alcorn	66 81	
								334	H	Ark.-Pine Bluff	62 60	
								344	A	Alabama A&M	68 79	
								344	H	Alabama A&M	74 84	
LAST 12 Division I GAMES:												
327	A	Alcorn	39 75	228	A	Texas Southern	38 76					
344	H	Alabama A&M	74 84	177	H	Southern U.	36 99					
280	H	Alabama St.	51 79	327	H	Alcorn	66 81					
212	H	Grambling	52 65	344	A	Alabama A&M	68 79					
322	H	Jackson St.	46 72	280	A	Alabama St.	50 100					
285	A	Prairie View	57 80	334	H	Ark.-Pine Bluff	62 60					

Non-Div I Games: Philander Smith 64 53 Blue Mountain 72 67

Mississippi Val.

Average RPI Win:	155	WON-LOST	WINNING	LAST 10	STRENGTH OF	OPP. STRENGTH	TEAM	ADJ.	CONF.	ADJ CONF.
Average RPI Loss:	36	RECORD	PCT. RANK	GAMES	SCHEDULE	OF SCHEDULE	RPI	RPI	RPI	RPI
DIV. I ONLY	19- 6	41	5- 5	67	37	31	31	2	2	
DIV. I NON-CONF.	13- 0	1	0- 0	243	157	37	37	2	2	
TOTALS	RPI 1-25	RPI 26-50	W-L RECORDS	RPI 51-100	RPI 101-150	RPI 150+				
19- 6	2- 4	1- 1	OVERALL	3- 0	3- 1	10- 0				
12- 2	2- 1	0- 1	HOME	1- 0	3- 0	6- 0				
6- 4	0- 1	1- 0	AWAY	2- 0	0- 0	3- 0				
1- 0	0- 0	0- 0	NEUTRAL	0- 0	0- 0	1- 0				
13- 0	0- 0	0- 0	NON-CONFERENCE	3- 0	1- 0	9- 0				
8- 0	0- 0	0- 0	HOME	1- 0	1- 0	6- 0				
4- 0	0- 0	0- 0	AWAY	2- 0	0- 0	2- 0				
1- 0	0- 0	0- 0	NEUTRAL	0- 0	0- 0	1- 0				
6- 6	2- 4	1- 1	CONFERENCE	0- 0	2- 1	1- 0				
4- 2	2- 1	0- 1	HOME	0- 0	2- 0	0- 0				
2- 4	0- 3	1- 0	AWAY	0- 0	0- 1	1- 0				
0- 0	0- 0	0- 0	NEUTRAL	0- 0	0- 0	0- 0				

RPI 1-25				RPI 26-50				Team's RPI: 31	RPI 51-100				RPI 101+			
RPI	S	Opponent	Score	RPI	S	Opponent	Score		RPI	S	Opponent	Score	RPI	S	Opponent	Score
3	A	South Carolina	58 83	26	A	Georgia	54 48		59	A	St. Mary's (CA)	95 78	120	H	LSU	52 46
14	H	Tennessee	55 71	26	H	Georgia	50 65		83	A	Missouri St.	71 55	123	H	Wake Forest	94 81
15	A	Texas A&M	77 81						90	H	Charlotte	88 71	132	A	Arkansas	52 64
19	H	Florida	79 64										147	H	Alabama	63 52
23	A	Mississippi St.	42 52										160	A	Ole Miss	60 46
23	H	Mississippi St.	66 54										167	H	SIUE	75 46
													175	A	Colorado	79 75
													186	N	Northeastern	69 56
													202	H	Southeast Mo. St.	74 32
													209	H	Texas St.	82 56
													239	H	Loyola Marymount	80 48
													278	H	Lamar	91 57
													301	A	Wichita St.	57 37
													334	H	Ark.-Pine Bluff	85 34
LAST 12 Division I GAMES:																
147	H	Alabama	63 52	15	A	Texas A&M	77 81									
23	A	Mississippi St.	42 52	132	A	Arkansas	52 64									
26	H	Georgia	50 65	23	H	Mississippi St.	66 54									
160	A	Ole Miss	60 46	3	A	South Carolina	58 83									
120	H	LSU	52 46	26	A	Georgia	54 48									
19	H	Florida	79 64	14	H	Tennessee	55 71									

Non-Div I Games:

Missouri

Average RPI Win:	201	WON-LOST	WINNING	LAST 10	STRENGTH OF	OPP. STRENGTH	TEAM	ADJ.	CONF.	ADJ CONF.
Average RPI Loss:	67	RECORD	PCT. RANK	GAMES	SCHEDULE	OF SCHEDULE	RPI	RPI	RPI	RPI
DIV. I ONLY	15- 8	94	7- 3	86	132	83	83	21	21	
DIV. I NON-CONF.	6- 5	146	0- 0	26	31	72	72	17	17	
TOTALS	RPI 1-25	RPI 26-50	W-L RECORDS	RPI 51-100	RPI 101-150	RPI 150+				
15- 8	0- 2	0- 1	OVERALL	0- 4	7- 1	8- 0				
5- 4	0- 1	0- 1	HOME	0- 1	3- 1	2- 0				
9- 2	0- 0	0- 0	AWAY	0- 2	4- 0	5- 0				
1- 2	0- 1	0- 0	NEUTRAL	0- 1	0- 0	1- 0				
6- 5	0- 2	0- 1	NON-CONFERENCE	0- 2	3- 0	3- 0				
2- 2	0- 1	0- 1	HOME	0- 0	1- 0	1- 0				
3- 1	0- 0	0- 0	AWAY	0- 1	2- 0	1- 0				
1- 2	0- 1	0- 0	NEUTRAL	0- 1	0- 0	1- 0				
9- 3	0- 0	0- 0	CONFERENCE	0- 2	4- 1	5- 0				
3- 2	0- 0	0- 0	HOME	0- 1	2- 1	1- 0				
6- 1	0- 0	0- 0	AWAY	0- 1	2- 0	4- 0				
0- 0	0- 0	0- 0	NEUTRAL	0- 0	0- 0	0- 0				

RPI 1-25			RPI 26-50			RPI 51-100			Team's RPI: 83	RPI 101+		
RPI	S	Opponent	Score	RPI	S	Opponent	Score	RPI	S	Opponent	Score	
6	N	Stanford	65 82	31	H	Missouri	55 71	71	A	Middle Tenn.	54 70	125 A UNI 78 75
16	H	Oklahoma St.	55 74					88	N	Maine	65 69	125 H UNI 60 65
								100	A	Drake	72 95	132 A Arkansas 69 54
								100	H	Drake	75 82	137 A Little Rock 64 58
												141 H Oral Roberts 72 64
												143 H Southern Ill. 82 77
												150 A Loyola Chicago 73 62
												150 H Loyola Chicago 91 81
												160 A Ole Miss 91 78
												179 N Marist 77 45
												201 H Eastern Ky. 87 63
												248 A Indiana St. 59 51
												301 A Wichita St. 77 57
												305 A Bradley 55 44
												314 A Illinois St. 73 51
												323 H Evansville 77 70
LAST 12 Division I GAMES:												
150	H	Loyola Chicago	91 81	150	A	Loyola Chicago	73 62					
100	A	Drake	72 95	305	A	Bradley	55 44					
125	A	UNI	78 75	125	H	UNI	60 65					
301	A	Wichita St.	77 57	100	H	Drake	75 82					
143	H	Southern Ill.	82 77	248	A	Indiana St.	59 51					
323	H	Evansville	77 70	314	A	Illinois St.	73 51					

Non-Div I Games: MidAmerica Naz. 88 61

Missouri St.

Average RPI Win: <b>243</b>	WON-LOST	WINNING	LAST 10	STRENGTH OF	OPP. STRENGTH	TEAM	ADJ.	CONF.	ADJ CONF.
Average RPI Loss: <b>193</b>	RECORD	PCT. RANK	GAMES	SCHEDULE	OF SCHEDULE	RPI	RPI	RPI	RPI
DIV. I ONLY	9- 15	244	4- 6	268	279	275	275	23	23
DIV. I NON-CONF.	2- 7	280	0- 0	319	314	332	332	24	24
TOTALS	RPI 1-25	RPI 26-50	W-L RECORDS	RPI 51-100	RPI 101-150	RPI 150+			
9- 15	0- 0	0- 1	OVERALL	0- 0	1- 4	8- 10			
6- 6	0- 0	0- 0	HOME	0- 0	1- 2	5- 4			
3- 9	0- 0	0- 1	AWAY	0- 0	0- 2	3- 6			
0- 0	0- 0	0- 0	NEUTRAL	0- 0	0- 0	0- 0			
2- 7	0- 0	0- 1	NON-CONFERENCE	0- 0	0- 1	2- 5			
1- 3	0- 0	0- 0	HOME	0- 0	0- 1	1- 2			
1- 4	0- 0	0- 1	AWAY	0- 0	0- 0	1- 3			
0- 0	0- 0	0- 0	NEUTRAL	0- 0	0- 0	0- 0			
7- 8	0- 0	0- 0	CONFERENCE	0- 0	1- 3	6- 5			
5- 3	0- 0	0- 0	HOME	0- 0	1- 1	4- 2			
2- 5	0- 0	0- 0	AWAY	0- 0	0- 2	2- 3			
0- 0	0- 0	0- 0	NEUTRAL	0- 0	0- 0	0- 0			

RPI S	Opponent	Score	RPI S	Opponent	Score	RPI S	Opponent	Score	RPI S	Opponent	Score	Team's RPI: 275
			41	A Princeton	70 81				110	A Quinnipiac	58 85	
									110	H Quinnipiac	63 60	
									111	H Eastern Mich.	68 78	
									114	A Iona	56 68	
									114	H Iona	49 64	
									179	A Marist	55 78	
									179	H Marist	60 52	
									195	H Robert Morris	47 60	
									213	A Lehigh	88 95	
									216	A Siena	54 64	
									216	H Siena	63 69	
									218	H Canisius	79 75	
									220	H Fairfield	60 68	
									232	A Manhattan	57 56	
									232	H Manhattan	72 62	
									257	A Providence	59 71	
									279	H La Salle	50 65	
									289	A Colgate	86 80	
									292	H Niagara	83 60	
									294	A Rider	87 75	
									303	A Fairleigh Dickinson	75 81	
									333	A Saint Peter's	62 67	
									345	H St. Francis Brooklyn	63 54	
LAST 12 Division I GAMES:												
			232	A Manhattan	57 56				114	H Iona	49 64	
			218	H Canisius	79 75				294	A Rider	87 75	
			114	A Iona	56 68				179	A Marist	55 78	
			232	H Manhattan	72 62				216	A Siena	54 64	
			220	H Fairfield	60 68				179	H Marist	60 52	
			110	A Quinnipiac	58 85				333	A Saint Peter's	62 67	

Non-Div I Games:

Monmouth

■ Loss, 
 ■ Non-Conf, 
 ■ S Site, 
 ■ H Home 
 ■ A Away 
 N Neutral



Average RPI Win:	247	WON-LOST	WINNING	LAST 10	STRENGTH OF	OPP. STRENGTH	TEAM	ADJ.	CONF.	ADJ CONF.
Average RPI Loss:	171	RECORD	PCT. RANK	GAMES	SCHEDULE	OF SCHEDULE	RPI	RPI	RPI	RPI
DIV. I ONLY	14- 9	109	5- 5	329	155	208	208	20	20	
DIV. I NON-CONF.	6- 4	125	0- 0	274	206	198	198	21	21	
TOTALS	RPI 1-25	RPI 26-50	W-L RECORDS	RPI 51-100	RPI 101-150	RPI 150+				
14- 9	0- 0	0- 1	OVERALL	1- 0	0- 2	13- 6				
10- 2	0- 0	0- 0	HOME	0- 0	0- 1	10- 1				
3- 7	0- 0	0- 1	AWAY	0- 0	0- 1	3- 5				
1- 0	0- 0	0- 0	NEUTRAL	1- 0	0- 0	0- 0				
6- 4	0- 0	0- 1	NON-CONFERENCE	1- 0	0- 0	5- 3				
5- 1	0- 0	0- 0	HOME	0- 0	0- 0	5- 1				
0- 3	0- 0	0- 1	AWAY	0- 0	0- 0	0- 2				
1- 0	0- 0	0- 0	NEUTRAL	1- 0	0- 0	0- 0				
8- 5	0- 0	0- 0	CONFERENCE	0- 0	0- 2	8- 3				
5- 1	0- 0	0- 0	HOME	0- 0	0- 1	5- 0				
3- 4	0- 0	0- 0	AWAY	0- 0	0- 1	3- 3				
0- 0	0- 0	0- 0	NEUTRAL	0- 0	0- 0	0- 0				

RPI S	Opponent	Score	RPI S	Opponent	Score	RPI S	Opponent	Score	RPI S	Opponent	Score	Team's RPI: 208
46	A Colorado St.	43 75	85	N Drexel	58 50	130	H North Dakota	59 61	135	A Idaho	61 78	
						158	H Pacific	64 54	162	A Montana St.	52 61	
						170	H Northern Colo.	58 46	171	H Fla. Atlantic	83 69	
						173	A Eastern Wash.	65 67	188	A Sacramento St.	75 83	
						188	H Sacramento St.	90 83	213	A Lehigh	53 80	
						215	H Utah St.	86 70	234	A Wyoming	61 68	
						254	H Seattle	44 58	271	A Northern Ariz.	61 57	
						271	H Northern Ariz.	81 58	282	H Portland	90 67	
						325	A Portland St.	79 58	325	H Portland St.	76 57	
						330	A Southern Utah	81 50	330	H Southern Utah	66 60	
						338	H Cal St. Fullerton	86 51				
LAST 12 Division I GAMES:												
271	A Northern Ariz.	61 57	135	A Idaho	61 78							
330	A Southern Utah	81 50	130	H North Dakota	59 61							
325	H Portland St.	76 57	170	H Northern Colo.	58 46							
188	H Sacramento St.	90 83	188	A Sacramento St.	75 83							
162	A Montana St.	52 61	325	A Portland St.	79 58							
173	A Eastern Wash.	65 67	330	H Southern Utah	66 60							

Non-Div I Games: Mont. St.-Northern 80 32

Montana

Loss, Non-Conf, S Site, H Home A Away N Neutral

Average RPI Win:	259	WON-LOST	WINNING	LAST 10	STRENGTH OF	OPP. STRENGTH	TEAM	ADJ.	CONF.	ADJ CONF.
Average RPI Loss:	157	RECORD	PCT. RANK	GAMES	SCHEDULE	OF SCHEDULE	RPI	RPI	RPI	RPI
DIV. I ONLY	17- 5	39	9- 1	346	161	162	162	20	20	
DIV. I NON-CONF.	5- 4	138	0- 0	344	245	250	250	21	21	
TOTALS	RPI 1-25	RPI 26-50	W-L RECORDS	RPI 51-100	RPI 101-150	RPI 150+				
17- 5	0- 0	0- 0	OVERALL	0- 2	2- 0	15- 3				
9- 1	0- 0	0- 0	HOME	0- 1	1- 0	8- 0				
7- 4	0- 0	0- 0	AWAY	0- 1	1- 0	6- 3				
1- 0	0- 0	0- 0	NEUTRAL	0- 0	0- 0	1- 0				
5- 4	0- 0	0- 0	NON-CONFERENCE	0- 2	0- 0	5- 2				
2- 1	0- 0	0- 0	HOME	0- 1	0- 0	2- 0				
2- 3	0- 0	0- 0	AWAY	0- 1	0- 0	2- 2				
1- 0	0- 0	0- 0	NEUTRAL	0- 0	0- 0	1- 0				
12- 1	0- 0	0- 0	CONFERENCE	0- 0	2- 0	10- 1				
7- 0	0- 0	0- 0	HOME	0- 0	1- 0	6- 0				
5- 1	0- 0	0- 0	AWAY	0- 0	1- 0	4- 1				
0- 0	0- 0	0- 0	NEUTRAL	0- 0	0- 0	0- 0				

RPI S	Opponent	Score	RPI S	Opponent	Score	RPI S	Opponent	Score	RPI S	Opponent	Score	Team's RPI: 162
						84	H San Diego	49 62	130	H North Dakota	69 61	
						95	A Gonzaga	52 65	135	A Idaho	62 59	
									170	H Northern Colo.	66 58	
									173	A Eastern Wash.	69 81	
									188	A Sacramento St.	80 79	
									188	H Sacramento St.	116 99	
									198	A Cal Poly	57 66	
									208	H Montana	61 52	
									234	A Wyoming	69 75	
									254	A Seattle	80 51	
									271	A Northern Ariz.	83 72	
									271	H Northern Ariz.	86 77	
									282	H Portland	86 57	
									323	N Evansville	81 55	
									325	A Portland St.	106 59	
									325	H Portland St.	74 64	
									329	A Nevada	66 53	
									330	A Southern Utah	87 66	
									330	H Southern Utah	86 59	
									338	H Cal St. Fullerton	89 66	
LAST 12 Division I GAMES:												
330	A	Southern Utah	87	66	173	A	Eastern Wash.	69	81			
271	A	Northern Ariz.	83	72	170	H	Northern Colo.	66	58			
188	H	Sacramento St.	116	99	130	H	North Dakota	69	61			
325	H	Portland St.	74	64	325	A	Portland St.	106	59			
208	H	Montana	61	52	188	A	Sacramento St.	80	79			
135	A	Idaho	62	59	271	H	Northern Ariz.	86	77			

Non-Div I Games: Montana Western 74 36 Carroll (MT) 74 34

Montana St.

Average RPI Win:	306	WON-LOST	WINNING	LAST 10	STRENGTH OF	OPP. STRENGTH	TEAM	ADJ.	CONF.	ADJ CONF.
Average RPI Loss:	181	RECORD	PCT. RANK	GAMES	SCHEDULE	OF SCHEDULE	RPI	RPI	RPI	RPI
DIV. I ONLY	7- 17	278	3- 7	289	286	295	295	24	24	
DIV. I NON-CONF.	4- 8	234	0- 0	279	320	271	271	23	23	
TOTALS	RPI 1-25	RPI 26-50	W-L RECORDS	RPI 51-100	RPI 101-150	RPI 150+				
7- 17	0- 1	0- 1	OVERALL	0- 0	0- 5	7- 10				
4- 6	0- 0	0- 0	HOME	0- 0	0- 3	4- 3				
3- 11	0- 0	0- 0	AWAY	0- 0	0- 0	3- 0				
0- 0	0- 0	0- 0	NEUTRAL	0- 0	0- 0	0- 0				
4- 8	0- 1	0- 1	NON-CONFERENCE	0- 0	0- 2	4- 4				
2- 2	0- 0	0- 0	HOME	0- 0	0- 1	2- 1				
2- 6	0- 1	0- 1	AWAY	0- 0	0- 1	2- 3				
0- 0	0- 0	0- 0	NEUTRAL	0- 0	0- 0	0- 0				
3- 9	0- 0	0- 0	CONFERENCE	0- 0	0- 3	3- 6				
2- 4	0- 0	0- 0	HOME	0- 0	0- 2	2- 2				
1- 5	0- 0	0- 0	AWAY	0- 0	0- 1	1- 4				
0- 0	0- 0	0- 0	NEUTRAL	0- 0	0- 0	0- 0				

RPI 1-25				RPI 26-50				RPI 51-100				RPI 101+ Team's RPI: 295			
RPI	S	Opponent	Score	RPI	S	Opponent	Score	RPI	S	Opponent	Score	RPI	S	Opponent	Score
22	A	Kentucky	57 112	34	A	West Virginia	56 94					103	H	UT Martin	67 85
												104	A	Belmont	71 99
												104	H	Belmont	74 89
												139	H	Marshall	101 104
												143	A	Southern Ill.	69 102
												167	A	SIUE	81 90
												201	A	Eastern Ky.	93 100
												202	H	Southeast Mo. St.	79 89
												205	H	USC Upstate	72 86
												260	A	UC Santa Barbara	78 93
												263	A	Miami (OH)	57 59
												263	A	Tennessee St.	76 78
												267	A	Murray St.	79 83
												269	H	Austin Peay	75 96
												270	A	Georgia St.	99 90
												274	H	Tennessee Tech	75 71
												283	H	Jacksonville St.	67 63
												297	H	Kennesaw St.	83 77
												335	A	Lipscomb	92 77
												336	A	Chicago St.	71 75
												337	A	Eastern Ill.	85 77
												344	H	Alabama A&M	112 69
LAST 12 Division I GAMES:															
104	H	Belmont	74 89	269	H	Austin Peay	75 96								
263	A	Tennessee St.	76 78	337	A	Eastern Ill.	85 77								
104	A	Belmont	71 99	167	A	SIUE	81 90								
201	A	Eastern Ky.	93 100	103	H	UT Martin	67 85								
274	H	Tennessee Tech	75 71	202	H	Southeast Mo. St.	79 89								
283	H	Jacksonville St.	67 63	267	A	Murray St.	79 83								

Non-Div I Games: Ky. Christian 121 91 Mt. St. Joseph 117 53

Morehead St.

Loss, Non-Conf, S Site, H Home A Away N Neutral

Average RPI Win:	291	WON-LOST	WINNING	LAST 10	STRENGTH OF	OPP. STRENGTH	TEAM	ADJ.	CONF.	ADJ CONF.
Average RPI Loss:	152	RECORD	PCT. RANK	GAMES	SCHEDULE	OF SCHEDULE	RPI	RPI	RPI	RPI
DIV. I ONLY	10- 12	201	8- 2	219	333	217	217	30	30	
DIV. I NON-CONF.	1- 10	330	1- 2	18	294	245	245	30	30	
TOTALS	RPI 1-25	RPI 26-50	W-L RECORDS	RPI 51-100	RPI 101-150	RPI 150+				
10- 12	0- 1	0- 2	OVERALL	1- 1	0- 1	9- 7				
5- 3	0- 0	0- 0	HOME	1- 0	0- 0	4- 3				
5- 7	0- 0	0- 0	AWAY	0- 0	0- 0	5- 1				
0- 2	0- 0	0- 1	NEUTRAL	0- 0	0- 0	0- 1				
1- 10	0- 1	0- 2	NON-CONFERENCE	1- 1	0- 1	0- 5				
1- 2	0- 0	0- 0	HOME	1- 0	0- 0	0- 2				
0- 6	0- 1	0- 1	AWAY	0- 1	0- 1	0- 2				
0- 2	0- 0	0- 1	NEUTRAL	0- 0	0- 0	0- 1				
9- 2	0- 0	0- 0	CONFERENCE	0- 0	0- 0	9- 2				
4- 1	0- 0	0- 0	HOME	0- 0	0- 0	4- 1				
5- 1	0- 0	0- 0	AWAY	0- 0	0- 0	5- 1				
0- 0	0- 0	0- 0	NEUTRAL	0- 0	0- 0	0- 0				

RPI 1-25				RPI 26-50				RPI 51-100				RPI 101+ Team's RPI: 217			
RPI	S	Opponent	Score	RPI	S	Opponent	Score	RPI	S	Opponent	Score	RPI	S	Opponent	Score
24	A	Syracuse	61 90	46	N	Colorado St.	36 54	94	H	Bucknell	64 50	128	A	Stony Brook	42 46
				48	A	James Madison	31 92	96	A	Virginia Tech	33 73	163	H	Hampton	51 65
												168	H	UMBC	46 65
												192	A	Brown	45 72
												195	A	Robert Morris	44 76
												216	N	Siena	46 69
												252	A	Bethune-Cookman	48 63
												273	H	Coppin St.	72 51
												296	H	UMKC	50 59
												299	A	Florida A&M	67 62
												300	A	Savannah St.	66 60
												302	A	UMES	77 69
												309	A	South Carolina St.	62 56
												316	H	Howard	78 66
												321	H	Delaware St.	56 49
												346	A	Norfolk St.	59 56
												346	H	Norfolk St.	67 58
LAST 12 Division I GAMES:															
346	A	Norfolk St.	59 56	299	A	Florida A&M	67 62								
309	A	South Carolina St.	62 56	302	A	UMES	77 69								
300	A	Savannah St.	66 60	321	H	Delaware St.	56 49								
273	H	Coppin St.	72 51	296	H	UMKC	50 59								
316	H	Howard	78 66	94	H	Bucknell	64 50								
252	A	Bethune-Cookman	48 63	128	A	Stony Brook	42 46								

Non-Div I Games: Washington Adventis74 36

Morgan St.

■ Loss, 
 ■ Non-Conf, 
 ■ S Site, 
 ■ Home 
 ■ A Away 
 N Neutral

Average RPI Win:	322	WON-LOST	WINNING	LAST 10	STRENGTH OF	OPP. STRENGTH	TEAM	ADJ.	CONF.	ADJ CONF.
Average RPI Loss:	240	RECORD	PCT. RANK	GAMES	SCHEDULE	OF SCHEDULE	RPI	RPI	RPI	RPI
DIV. I ONLY	6- 18	289	2- 8	337	347	339	339	31	31	
DIV. I NON-CONF.	2- 9	296	0- 0	315	330	331	331	32	32	
TOTALS	RPI 1-25	RPI 26-50	W-L RECORDS	RPI 51-100	RPI 101-150	RPI 150+				
6- 18	0- 0	0- 0	OVERALL	0- 2	0- 1	6- 15				
3- 8	0- 0	0- 0	HOME	0- 0	0- 0	3- 8				
3- 10	0- 0	0- 0	AWAY	0- 0	0- 0	3- 3				
0- 0	0- 0	0- 0	NEUTRAL	0- 0	0- 0	0- 0				
2- 9	0- 0	0- 0	NON-CONFERENCE	0- 2	0- 1	2- 6				
0- 4	0- 0	0- 0	HOME	0- 0	0- 0	0- 4				
2- 5	0- 0	0- 0	AWAY	0- 2	0- 1	2- 2				
0- 0	0- 0	0- 0	NEUTRAL	0- 0	0- 0	0- 0				
4- 9	0- 0	0- 0	CONFERENCE	0- 0	0- 0	4- 9				
3- 4	0- 0	0- 0	HOME	0- 0	0- 0	3- 4				
1- 5	0- 0	0- 0	AWAY	0- 0	0- 0	1- 5				
0- 0	0- 0	0- 0	NEUTRAL	0- 0	0- 0	0- 0				

RPI 1-25				RPI 26-50				RPI 51-100				RPI 101+				Team's RPI: 339
RPI	S	Opponent	Score	RPI	S	Opponent	Score	RPI	S	Opponent	Score	RPI	S	Opponent	Score	
								94	A	Bucknell	45 71	145	A	Pittsburgh	57 74	
								96	A	Virginia Tech	42 59	195	A	Robert Morris	56 61	
												195	H	Robert Morris	67 74	
												200	H	William & Mary	74 76	
												225	H	Bryant	59 70	
												253	A	Sacred Heart	58 61	
												259	H	Loyola Maryland	63 65	
												272	A	Saint Francis (PA)	57 87	
												272	H	Saint Francis (PA)	64 73	
												273	A	Coppin St.	55 66	
												276	H	Central Conn. St.	54 48	
												281	A	Campbell	53 62	
												292	H	Niagara	51 53	
												302	A	UMES	57 50	
												303	A	Fairleigh Dickinson	53 66	
												316	H	Howard	49 62	
												320	A	LIU Brooklyn	50 53	
												320	H	LIU Brooklyn	51 61	
												321	A	Delaware St.	54 41	
												343	A	Wagner	59 50	
												343	H	Wagner	64 55	
												345	H	St. Francis Brooklyn	66 56	
LAST 12 Division I GAMES:																
272	H	Saint Francis (PA)	64 73	303	A	Fairleigh Dickinson	53 66									
343	A	Wagner	59 50	195	A	Robert Morris	56 61									
320	A	LIU Brooklyn	50 53	272	A	Saint Francis (PA)	57 87									
195	H	Robert Morris	67 74	225	H	Bryant	59 70									
343	H	Wagner	64 55	276	H	Central Conn. St.	54 48									
253	A	Sacred Heart	58 61	345	H	St. Francis Brooklyn	66 56									

Non-Div I Games:

Mt. St. Mary's

■ Loss, 
 ■ Non-Conf, 
 ■ S Site, 
 ■ H Home 
 ■ A Away 
 N Neutral



Average RPI Win:	318	WON-LOST	WINNING	LAST 10	STRENGTH OF	OPP. STRENGTH	TEAM	ADJ.	CONF.	ADJ CONF.
Average RPI Loss:	175	RECORD	PCT. RANK	GAMES	SCHEDULE	OF SCHEDULE	RPI	RPI	RPI	RPI
DIV. I ONLY	10- 10	168	7- 2	332	302	266	266	30	30	
DIV. I NON-CONF.	2- 7	280	0- 2	157	177	257	257	30	30	
TOTALS	RPI 1-25	RPI 26-50	W-L RECORDS	RPI 51-100	RPI 101-150	RPI 150+				
10- 10	0- 2	0- 0	OVERALL	0- 2	0- 0	10- 6				
4- 4	0- 0	0- 0	HOME	0- 2	0- 0	4- 2				
4- 5	0- 1	0- 0	AWAY	0- 0	0- 0	4- 4				
2- 1	0- 1	0- 0	NEUTRAL	0- 0	0- 0	2- 0				
2- 7	0- 2	0- 0	NON-CONFERENCE	0- 2	0- 0	2- 3				
0- 2	0- 0	0- 0	HOME	0- 2	0- 0	0- 0				
0- 4	0- 1	0- 0	AWAY	0- 0	0- 0	0- 3				
2- 1	0- 1	0- 0	NEUTRAL	0- 0	0- 0	2- 0				
8- 3	0- 0	0- 0	CONFERENCE	0- 0	0- 0	8- 3				
4- 2	0- 0	0- 0	HOME	0- 0	0- 0	4- 2				
4- 1	0- 0	0- 0	AWAY	0- 0	0- 0	4- 1				
0- 0	0- 0	0- 0	NEUTRAL	0- 0	0- 0	0- 0				

RPI 1-25				RPI 26-50				RPI 51-100				RPI 101+ Team's RPI: 266			
RPI	S	Opponent	Score	RPI	S	Opponent	Score	RPI	S	Opponent	Score	RPI	S	Opponent	Score
4	A	Ohio St.	56 89					66	H	FGCU	36 60	163	H	Hampton	52 55
21	N	Duquesne	67 81					97	H	VCU	49 64	244	A	Navy	48 52
												273	A	Coppin St.	59 65
												281	A	Campbell	55 56
												299	H	Florida A&M	80 51
												300	A	Savannah St.	69 59
												300	H	Savannah St.	60 31
												301	A	Wichita St.	53 55
												302	H	UMES	50 56
												309	A	South Carolina St.	57 54
												315	N	North Dakota St.	72 64
												316	H	Howard	88 70
												321	A	Delaware St.	84 64
												330	N	Southern Utah	78 65
												346	H	Norfolk St.	64 53
												348	A	N.C. Central	76 54
LAST 12 Division I GAMES:															
299	H	Florida A&M	80 51	163	H	Hampton	52 55								
348	A	N.C. Central	76 54	309	A	South Carolina St.	57 54								
300	H	Savannah St.	60 31	300	A	Savannah St.	69 59								
321	A	Delaware St.	84 64	97	H	VCU	49 64								
273	A	Coppin St.	59 65	301	A	Wichita St.	53 55								
346	H	Norfolk St.	64 53	315	N	North Dakota St.	72 64								

Non-Div I Games: Pfeiffer 74 55 North Greenville 64 37

N.C. A&T

Loss, Non-Conf, S Site, H Home A Away N Neutral

N.C. Central

Through Games Of Feb. 13, 2016

Average RPI Win:	286	WON-LOST	WINNING	LAST 10	STRENGTH OF	OPP. STRENGTH	TEAM	ADJ.	CONF.	ADJ CONF.
Average RPI Loss:	254	RECORD	PCT. RANK	GAMES	SCHEDULE	OF SCHEDULE	RPI	RPI	RPI	RPI
DIV. I ONLY	3- 17	333	2- 7	345	344	348	348	30	30	
DIV. I NON-CONF.	1- 9	325	1- 2	320	325	347	347	30	30	
TOTALS	RPI 1-25	RPI 26-50	W-L RECORDS	RPI 51-100	RPI 101-150	RPI 150+				
3- 17	0- 0	0- 0	OVERALL	0- 2	0- 0	3- 15				
3- 5	0- 0	0- 0	HOME	0- 0	0- 0	3- 5				
0- 12	0- 0	0- 0	AWAY	0- 2	0- 0	0- 10				
0- 0	0- 0	0- 0	NEUTRAL	0- 0	0- 0	0- 0				
1- 9	0- 0	0- 0	NON-CONFERENCE	0- 2	0- 0	1- 7				
1- 1	0- 0	0- 0	HOME	0- 0	0- 0	1- 1				
0- 8	0- 0	0- 0	AWAY	0- 2	0- 0	0- 6				
0- 0	0- 0	0- 0	NEUTRAL	0- 0	0- 0	0- 0				
2- 8	0- 0	0- 0	CONFERENCE	0- 0	0- 0	2- 8				
2- 4	0- 0	0- 0	HOME	0- 0	0- 0	2- 4				
0- 4	0- 0	0- 0	AWAY	0- 0	0- 0	0- 4				
0- 0	0- 0	0- 0	NEUTRAL	0- 0	0- 0	0- 0				

RPI 1-25				RPI 26-50				RPI 51-100				RPI 101+				Team's RPI: 348	
RPI	S	Opponent	Score	RPI	S	Opponent	Score	RPI	S	Opponent	Score	RPI	S	Opponent	Score		
								74	A	Nebraska	47	88	163	H	Hampton	42	76
								90	A	Charlotte	52	67	205	A	USC Upstate	46	68
												211	H	Furman	66	61	
												223	A	Presbyterian	50	60	
												252	H	Bethune-Cookman	46	63	
												266	H	N.C. A&T	54	76	
												281	H	Campbell	48	57	
												291	A	UNCG	56	103	
												299	A	Florida A&M	45	55	
												300	A	Savannah St.	39	57	
												302	H	UMES	49	46	
												307	A	Wofford	37	60	
												309	A	South Carolina St.	51	58	
												311	A	Winthrop	39	62	
												316	H	Howard	61	68	
												318	A	Longwood	49	60	
												321	A	Delaware St.	56	66	
												346	H	Norfolk St.	63	62	
LAST 12 Division I GAMES:																	
252	H	Bethune-Cookman	46	63	300	A	Savannah St.	39	57								
266	H	N.C. A&T	54	76	309	A	South Carolina St.	51	58								
299	A	Florida A&M	45	55	211	H	Furman	66	61								
321	A	Delaware St.	56	66	291	A	UNCG	56	103								
163	H	Hampton	42	76	223	A	Presbyterian	50	60								
346	H	Norfolk St.	63	62	205	A	USC Upstate	46	68								

Non-Div I Games: Johnson & Wales (NC68 58

N.C. Central

Loss, Non-Conf, S Site, H Home A Away N Neutral



NJIT				STRENGTH OF SCHEDULE	OPP. STRENGTH OF SCHEDULE	TEAM RPI	ADJ. RPI	CONF. RPI	ADJ CONF. RPI
Average RPI Win:	328	WON-LOST RECORD	WINNING PCT. RANK						
Average RPI Loss:	207		LAST 10 GAMES						
DIV. I ONLY	2- 21	343	1- 9	274	310	341	341	29	29
DIV. I NON-CONF.	1- 12	337	0- 2	256	332	339	339	27	27
-----									
TOTALS	RPI 1-25	RPI 26-50	W-L RECORDS	RPI 51-100	RPI 101-150	RPI 150+			
2- 21	0- 0	0- 0	OVERALL	0- 4	0- 2	2- 15			
1- 11	0- 0	0- 0	HOME	0- 2	0- 0	1- 9			
1- 10	0- 0	0- 0	AWAY	0- 2	0- 2	1- 6			
0- 0	0- 0	0- 0	NEUTRAL	0- 0	0- 0	0- 0			
1- 12	0- 0	0- 0	NON-CONFERENCE	0- 2	0- 2	1- 8			
0- 6	0- 0	0- 0	HOME	0- 1	0- 0	0- 5			
1- 6	0- 0	0- 0	AWAY	0- 1	0- 2	1- 3			
0- 0	0- 0	0- 0	NEUTRAL	0- 0	0- 0	0- 0			
1- 9	0- 0	0- 0	CONFERENCE	0- 2	0- 0	1- 7			
1- 5	0- 0	0- 0	HOME	0- 1	0- 0	1- 4			
0- 4	0- 0	0- 0	AWAY	0- 1	0- 0	0- 3			
0- 0	0- 0	0- 0	NEUTRAL	0- 0	0- 0	0- 0			

RPI 1-25				RPI 26-50				RPI 51-100				RPI 101+ Team's RPI: 341					
RPI	S	Opponent	Score	RPI	S	Opponent	Score	RPI	S	Opponent	Score	RPI	S	Opponent	Score		
								66	A	FGCU	37	70	101	A	Virginia	54	81
								66	H	FGCU	32	53	139	A	Marshall	50	63
								73	H	Army West Point	35	71	151	H	Jacksonville	36	65
								81	A	Minnesota	50	83	180	A	Stetson	55	60
													192	H	Brown	49	74
													205	H	USC Upstate	41	58
													213	H	Lehigh	47	75
													219	A	Columbia	52	72
													231	A	Binghamton	50	54
													236	H	Dartmouth	39	46
													286	H	Vermont	46	54
													297	A	Kennesaw St.	48	64
													297	H	Kennesaw St.	77	82
													313	H	North Florida	51	68
													315	H	North Dakota St.	59	64
													320	A	LIU Brooklyn	53	44
													335	A	Lipscomb	49	63
													335	H	Lipscomb	61	51
													343	A	Wagner	53	76
LAST 12 Division I GAMES:																	
				66	H	FGCU	32	53		313	H	North Florida	51	68			
				335	A	Lipscomb	49	63		66	A	FGCU	37	70			
				297	H	Kennesaw St.	77	82		180	A	Stetson	55	60			
				335	H	Lipscomb	61	51		219	A	Columbia	52	72			
				297	A	Kennesaw St.	48	64		205	H	USC Upstate	41	58			
				151	H	Jacksonville	36	65		192	H	Brown	49	74			

Non-Div I Games: St. Joseph (VT) 71 50 St. Joseph's (Brklr) 78 41

NJIT

■ Loss, 
 ■ Non-Conf, 
 ■ S Site, 
 ■ H Home 
 ■ A Away 
 N Neutral

Average RPI Win: <b>276</b>	WON-LOST	WINNING	LAST 10	STRENGTH OF	OPP. STRENGTH	TEAM	ADJ.	CONF.	ADJ CONF.
Average RPI Loss: <b>171</b>	RECORD	PCT. RANK	GAMES	SCHEDULE	OF SCHEDULE	RPI	RPI	RPI	RPI
DIV. I ONLY	<b>12- 11</b>	<b>157</b>	<b>6- 4</b>	<b>298</b>	<b>312</b>	<b>244</b>	<b>244</b>	<b>27</b>	<b>27</b>
DIV. I NON-CONF.	<b>5- 5</b>	<b>160</b>	<b>0- 0</b>	<b>197</b>	<b>284</b>	<b>202</b>	<b>202</b>	<b>28</b>	<b>28</b>
TOTALS	RPI 1-25	RPI 26-50	W-L RECORDS	RPI 51-100	RPI 101-150	RPI 150+			
12- 11	0- 0	0- 2	OVERALL	1- 3	0- 0	11- 6			
9- 4	0- 0	0- 1	HOME	1- 1	0- 0	8- 2			
3- 6	0- 0	0- 1	AWAY	0- 1	0- 0	3- 4			
0- 1	0- 0	0- 0	NEUTRAL	0- 1	0- 0	0- 0			
5- 5	0- 0	0- 2	NON-CONFERENCE	1- 1	0- 0	4- 2			
4- 2	0- 0	0- 1	HOME	1- 0	0- 0	3- 1			
1- 3	0- 0	0- 1	AWAY	0- 1	0- 0	1- 1			
0- 0	0- 0	0- 0	NEUTRAL	0- 0	0- 0	0- 0			
7- 6	0- 0	0- 0	CONFERENCE	0- 2	0- 0	7- 4			
5- 2	0- 0	0- 0	HOME	0- 1	0- 0	5- 1			
2- 3	0- 0	0- 0	AWAY	0- 0	0- 0	2- 3			
0- 1	0- 0	0- 0	NEUTRAL	0- 1	0- 0	0- 0			

RPI S	Opponent	Score	RPI S	Opponent	Score	RPI S	Opponent	Score	RPI S	Opponent	Score	Team's RPI: 244
36	A Penn	43 57	65	A Hofstra	63 65	190	A Kansas	54 61				
46	H Colorado St.	73 82	72	H Elon	73 70	213	H Lehigh	48 51				
			73	N Army West Point	38 75	216	H Siena	59 58				
			94	H Bucknell	41 51	242	A Holy Cross	49 57				
						242	H Holy Cross	50 49				
						259	A Loyola Maryland	38 51				
						259	H Loyola Maryland	45 38				
						266	H N.C. A&T	52 48				
						289	A Colgate	62 58				
						289	H Colgate	51 41				
						320	H LIU Brooklyn	66 68				
						331	A Lafayette	65 58				
						331	H Lafayette	64 48				
						333	A Saint Peter's	50 39				
						342	H Air Force	64 46				
						347	A Boston U.	49 51				
						347	H Boston U.	67 56				
LAST 12 Division I GAMES:												
331	H Lafayette	64 48	213	H Lehigh	48 51							
259	H Loyola Maryland	45 38	331	A Lafayette	65 58							
289	A Colgate	62 58	259	A Loyola Maryland	38 51							
347	A Boston U.	49 51	289	H Colgate	51 41							
242	H Holy Cross	50 49	347	H Boston U.	67 56							
73	N Army West Point	38 75	242	A Holy Cross	49 57							

Non-Div I Games: Johns Hopkins 77 45

Navy

## Nebraska

Through Games Of Feb. 13, 2016

Average RPI Win:	170	WON-LOST	WINNING	LAST 10	STRENGTH OF	OPP. STRENGTH	TEAM	ADJ.	CONF.	ADJ CONF.
Average RPI Loss:	50	RECORD	PCT. RANK	GAMES	SCHEDULE	OF SCHEDULE	RPI	RPI	RPI	RPI
DIV. I ONLY	16- 8	83	7- 3	140	28	74	74	4	4	
DIV. I NON-CONF.	9- 2	37	0- 0	262	106	93	93	4	4	
TOTALS	RPI 1-25	RPI 26-50	W-L RECORDS	RPI 51-100	RPI 101-150	RPI 150+				
16- 8	0- 2	3- 2	OVERALL	2- 4	4- 0	7- 0				
13- 1	0- 0	3- 0	HOME	0- 1	3- 0	7- 0				
3- 7	0- 2	0- 2	AWAY	2- 3	1- 0	0- 0				
0- 0	0- 0	0- 0	NEUTRAL	0- 0	0- 0	0- 0				
9- 2	0- 1	2- 0	NON-CONFERENCE	0- 1	1- 0	6- 0				
9- 0	0- 0	2- 0	HOME	0- 0	1- 0	6- 0				
0- 2	0- 1	0- 0	AWAY	0- 1	0- 0	0- 0				
0- 0	0- 0	0- 0	NEUTRAL	0- 0	0- 0	0- 0				
7- 6	0- 1	1- 2	CONFERENCE	2- 3	3- 0	1- 0				
4- 1	0- 0	1- 0	HOME	0- 1	2- 0	1- 0				
3- 5	0- 1	0- 2	AWAY	2- 2	1- 0	0- 0				
0- 0	0- 0	0- 0	NEUTRAL	0- 0	0- 0	0- 0				

RPI	S	Opponent	Score	RPI	S	Opponent	Score	RPI	S	Opponent	Score	RPI	S	Opponent	Score
2	A	UConn	46 88	37	H	North Carolina St.	88 67	51	A	Purdue	62 61	121	H	Creighton	65 63
11	A	Maryland	50 89	40	A	Rutgers	56 66	57	H	Iowa	68 74	131	A	Penn St.	83 78
				40	H	Rutgers	65 54	76	A	California	80 87	131	H	Penn St.	87 69
				43	A	Indiana	47 59	77	A	Michigan	93 81	148	H	Wisconsin	75 62
				45	H	Arkansas St.	79 71	81	A	Minnesota	73 110	166	H	Illinois	73 57
								87	A	Northwestern	62 85	177	H	Southern U.	89 38
												271	H	Northern Ariz.	90 67
												313	H	North Florida	91 46
												323	H	Evansville	85 40
												334	H	Ark.-Pine Bluff	96 46
												348	H	N.C. Central	88 47
LAST 12 Division I GAMES:															
81	A	Minnesota	73 110	51	A	Purdue	62 61								
43	A	Indiana	47 59	40	H	Rutgers	65 54								
131	H	Penn St.	87 69	131	A	Penn St.	83 78								
40	A	Rutgers	56 66	166	H	Illinois	73 57								
148	H	Wisconsin	75 62	11	A	Maryland	50 89								
77	A	Michigan	93 81	87	A	Northwestern	62 85								

Non-Div I Games:

Nebraska

■ Loss, 
■ Non-Conf, 
■ S Site, 
■ H Home 
■ A Away 
N Neutral

Average RPI Win: 274		WON-LOST	WINNING	LAST 10	STRENGTH OF	OPP. STRENGTH	TEAM	ADJ.	CONF.	ADJ CONF.
Average RPI Loss: 173		RECORD	PCT. RANK	GAMES	SCHEDULE	OF SCHEDULE	RPI	RPI	RPI	RPI
DIV. I ONLY		3- 18	334	3- 7	229	240	329	329	19	19
DIV. I NON-CONF.		0- 10	338	0- 1	193	235	336	336	20	20
TOTALS		RPI 1-25	RPI 26-50	W-L RECORDS	RPI 51-100	RPI 101-150	RPI 150+			
3- 18	0- 0		0- 1	OVERALL	0- 4	0- 2	3- 11			
2- 9	0- 0		0- 1	HOME	0- 3	0- 1	2- 4			
1- 7	0- 0		0- 0	AWAY	0- 0	0- 1	1- 6			
0- 2	0- 0		0- 0	NEUTRAL	0- 1	0- 0	0- 1			
0- 10	0- 0		0- 0	NON-CONFERENCE	0- 4	0- 0	0- 6			
0- 5	0- 0		0- 0	HOME	0- 3	0- 0	0- 2			
0- 3	0- 0		0- 0	AWAY	0- 0	0- 0	0- 3			
0- 2	0- 0		0- 0	NEUTRAL	0- 1	0- 0	0- 1			
3- 8	0- 0		0- 1	CONFERENCE	0- 0	0- 2	3- 5			
2- 4	0- 0		0- 1	HOME	0- 0	0- 1	2- 2			
1- 4	0- 0		0- 0	AWAY	0- 0	0- 1	1- 3			
0- 0	0- 0		0- 0	NEUTRAL	0- 0	0- 0	0- 0			

RPI 1-25				RPI 26-50				RPI 51-100				RPI 101+				Team's RPI: 329	
RPI	S	Opponent	Score	RPI	S	Opponent	Score	RPI	S	Opponent	Score	RPI	S	Opponent	Score		
				46	H	Colorado St.	37 64	69	N	Washington St.	57 70	138	A	Boise St.	58 66		
								71	H	Middle Tenn.	46 90	142	H	Fresno St.	59 67		
								84	H	San Diego	47 84	158	A	Pacific	52 74		
								98	H	San Francisco	62 70	162	H	Montana St.	53 66		
												181	A	UNLV	59 65		
												187	H	New Mexico	47 51		
												203	A	Ill.-Chicago	55 70		
												215	H	Utah St.	66 79		
												221	H	Utah Valley	65 73		
												234	A	Wyoming	53 68		
												234	H	Wyoming	68 65		
												239	N	Loyola Marymount	58 69		
												246	A	San Diego St.	70 64		
												332	A	UC Irvine	64 68		
												342	A	Air Force	53 59		
												342	H	Air Force	68 57		
LAST 12 Division I GAMES:																	
				342	A	Air Force	53 59	138	A	Boise St.	58 66						
				46	H	Colorado St.	37 64	342	H	Air Force	68 57						
				215	H	Utah St.	66 79	142	H	Fresno St.	59 67						
				246	A	San Diego St.	70 64	234	A	Wyoming	53 68						
				181	A	UNLV	59 65	187	H	New Mexico	47 51						
				234	H	Wyoming	68 65	203	A	Ill.-Chicago	55 70						

Non-Div I Games:	San Fran. St.	57	51
------------------	---------------	----	----

Nevada

■ Loss, ■ Non-Conf, S Site, H Home A Away N Neutral

# New Hampshire

Through Games Of Feb. 13, 2016

Average RPI Win:	270	WON-LOST	WINNING	LAST 10	STRENGTH OF	OPP. STRENGTH	TEAM	ADJ.	CONF.	ADJ CONF.
Average RPI Loss:	146	RECORD	PCT. RANK	GAMES	SCHEDULE	OF SCHEDULE	RPI	RPI	RPI	RPI
DIV. I ONLY	7- 16	273	2- 8	169	245	258	258	15	15	
DIV. I NON-CONF.	5- 7	198	0- 1	241	279	215	215	18	18	
TOTALS	RPI 1-25	RPI 26-50	W-L RECORDS	RPI 51-100	RPI 101-150	RPI 150+				
7- 16	0- 0	0- 1	OVERALL	0- 4	0- 3	7- 8				
4- 6	0- 0	0- 1	HOME	0- 2	0- 0	4- 3				
3- 10	0- 0	0- 0	AWAY	0- 0	0- 1	3- 1				
0- 0	0- 0	0- 0	NEUTRAL	0- 0	0- 0	0- 0				
5- 7	0- 0	0- 1	NON-CONFERENCE	0- 0	0- 2	5- 4				
2- 3	0- 0	0- 1	HOME	0- 0	0- 0	2- 2				
3- 4	0- 0	0- 0	AWAY	0- 0	0- 2	3- 2				
0- 0	0- 0	0- 0	NEUTRAL	0- 0	0- 0	0- 0				
2- 9	0- 0	0- 0	CONFERENCE	0- 4	0- 1	2- 4				
2- 3	0- 0	0- 0	HOME	0- 2	0- 0	2- 1				
0- 6	0- 0	0- 0	AWAY	0- 2	0- 1	0- 3				
0- 0	0- 0	0- 0	NEUTRAL	0- 0	0- 0	0- 0				

RPI S	Opponent	Score	RPI S	Opponent	Score	RPI S	Opponent	Score	RPI S	Opponent	Score	Team's RPI: 258
36	H Penn	60 67	52	A Albany (NY)	48 85	106	A North Carolina	60 65				
			52	H Albany (NY)	52 78	107	A Boston College	51 71				
			88	A Maine	55 59	128	A Stony Brook	54 63				
			88	H Maine	52 62	157	A Yale	46 63				
						168	H UMBC	55 65				
						186	H Northeastern	54 66				
						207	A Hartford	44 48				
						216	H Siena	53 57				
						225	A Bryant	42 55				
						231	A Binghamton	50 51				
						231	H Binghamton	64 49				
						232	H Manhattan	72 57				
						236	A Dartmouth	61 57				
						253	A Sacred Heart	81 69				
						276	A Central Conn. St.	64 50				
						286	A Vermont	63 83				
						312	H UMass Lowell	65 61				
						347	H Boston U.	69 52				
LAST 12 Division I GAMES:												
52	A Albany (NY)	48 85	312	H UMass Lowell	65 61							
88	A Maine	55 59	88	H Maine	52 62							
231	H Binghamton	64 49	128	A Stony Brook	54 63							
168	H UMBC	55 65	52	H Albany (NY)	52 78							
286	A Vermont	63 83	231	A Binghamton	50 51							
207	A Hartford	44 48	157	A Yale	46 63							

Non-Div I Games: Colby-Sawyer 72 41

New Hampshire

Loss, Non-Conf, S Site, H Home A Away N Neutral

Average RPI Win:	237	WON-LOST	WINNING	LAST 10	STRENGTH OF	OPP. STRENGTH	TEAM	ADJ.	CONF.	ADJ CONF.
Average RPI Loss:	146	RECORD	PCT. RANK	GAMES	SCHEDULE	OF SCHEDULE	RPI	RPI	RPI	RPI
DIV. I ONLY	12- 11	157	1- 3	193	221	187	187	19	19	
DIV. I NON-CONF.	7- 4	110	0- 1	66	260	102	102	20	20	
TOTALS	RPI 1-25	RPI 26-50	W-L RECORDS	RPI 51-100	RPI 101-150	RPI 150+				
12- 11	0- 1	0- 1	OVERALL	1- 0	0- 4	11- 5				
8- 5	0- 1	0- 0	HOME	0- 0	0- 3	8- 1				
4- 6	0- 0	0- 1	AWAY	1- 0	0- 1	3- 4				
0- 0	0- 0	0- 0	NEUTRAL	0- 0	0- 0	0- 0				
7- 4	0- 1	0- 1	NON-CONFERENCE	1- 0	0- 2	6- 0				
5- 2	0- 1	0- 0	HOME	0- 0	0- 1	5- 0				
2- 2	0- 0	0- 1	AWAY	1- 0	0- 1	1- 0				
0- 0	0- 0	0- 0	NEUTRAL	0- 0	0- 0	0- 0				
5- 7	0- 0	0- 0	CONFERENCE	0- 0	0- 2	5- 5				
3- 3	0- 0	0- 0	HOME	0- 0	0- 2	3- 1				
2- 4	0- 0	0- 0	AWAY	0- 0	0- 0	2- 4				
0- 0	0- 0	0- 0	NEUTRAL	0- 0	0- 0	0- 0				

RPI S	Opponent	Score	RPI S	Opponent	Score	RPI S	Opponent	Score	RPI S	Opponent	Score	Team's RPI: 187
21	H Duquesne	69 78	30	A UTEP	62 70	81	A Minnesota	72 53	105	A New Mexico St.	59 78	
									105	H New Mexico St.	47 52	
									138	H Boise St.	60 81	
									142	H Fresno St.	65 69	
									156	A SMU	63 58	
									181	A UNLV	48 57	
									181	H UNLV	67 53	
									188	H Sacramento St.	84 71	
									194	A San Jose St.	58 59	
									194	H San Jose St.	71 57	
									215	A Utah St.	56 72	
									215	H Utah St.	73 70	
									234	A Wyoming	48 66	
									243	H Houston Baptist	65 57	
									246	H San Diego St.	46 51	
									265	H Pepperdine	60 52	
									324	H Nicholls St.	83 43	
									329	A Nevada	51 47	
									330	H Southern Utah	70 48	
									342	A Air Force	63 33	
LAST 12 Division I GAMES:												
21	H Duquesne	69 78	342	A Air Force	63 33							
194	A San Jose St.	58 59	194	H San Jose St.	71 57							
215	H Utah St.	73 70	234	A Wyoming	48 66							
246	H San Diego St.	46 51	181	H UNLV	67 53							
181	A UNLV	48 57	215	A Utah St.	56 72							
138	H Boise St.	60 81	142	H Fresno St.	65 69							

Non-Div I Games:

New Mexico

■ Loss, 
■ Non-Conf, S Site, 
■ Home 
■ Away 
N Neutral

Average RPI Win:	247	WON-LOST	WINNING	LAST 10	STRENGTH OF	OPP. STRENGTH	TEAM	ADJ.	CONF.	ADJ CONF.
Average RPI Loss:	68	RECORD	PCT. RANK	GAMES	SCHEDULE	OF SCHEDULE	RPI	RPI	RPI	RPI
DIV. I ONLY	19- 3	15	10- 0	317	184	105	105	25	25	
DIV. I NON-CONF.	9- 3	69	1- 0	278	92	128	128	25	25	
TOTALS	RPI 1-25	RPI 26-50	W-L RECORDS	RPI 51-100	RPI 101-150	RPI 150+				
19- 3	0- 0	0- 1	OVERALL	0- 1	1- 1	18- 0				
10- 1	0- 0	0- 1	HOME	0- 0	1- 0	9- 0				
8- 1	0- 0	0- 0	AWAY	0- 0	0- 1	8- 0				
1- 1	0- 0	0- 0	NEUTRAL	0- 1	0- 0	1- 0				
9- 3	0- 0	0- 1	NON-CONFERENCE	0- 1	1- 1	8- 0				
5- 1	0- 0	0- 1	HOME	0- 0	1- 0	4- 0				
3- 1	0- 0	0- 0	AWAY	0- 0	0- 1	3- 0				
1- 1	0- 0	0- 0	NEUTRAL	0- 1	0- 0	1- 0				
10- 0	0- 0	0- 0	CONFERENCE	0- 0	0- 0	10- 0				
5- 0	0- 0	0- 0	HOME	0- 0	0- 0	5- 0				
5- 0	0- 0	0- 0	AWAY	0- 0	0- 0	5- 0				
0- 0	0- 0	0- 0	NEUTRAL	0- 0	0- 0	0- 0				

RPI 1-25			RPI 26-50			RPI 51-100			RPI 101+			Team's RPI: 105
RPI	S	Opponent	Score	RPI	S	Opponent	Score	RPI	S	Opponent	Score	
				30	H	UTEP	65 71	64	N	Vanderbilt	45 71	
								109	A	Arizona	64 68	
								124	H	Northwestern St.	65 54	
								187	A	New Mexico	52 47	
								187	H	New Mexico	78 59	
								188	H	Sacramento St.	80 77	
								194	A	San Jose St.	75 66	
								204	A	UTRGV	68 57	
								221	A	Utah Valley	59 53	
								221	H	Utah Valley	73 68	
								229	A	Grand Canyon	64 44	
								229	H	Grand Canyon	60 58	
								245	H	CSU Bakersfield	86 63	
								254	H	Seattle	69 54	
								271	H	Northern Ariz.	87 53	
								296	A	UMKC	68 62	
								315	A	North Dakota St.	79 69	
								326	N	A&M-Corpus Christi	70 51	
								330	H	Southern Utah	74 60	
								336	A	Chicago St.	70 60	
								336	H	Chicago St.	76 63	
LAST 12 Division I GAMES:												
				336	H	Chicago St.	76 63	336	A	Chicago St.	70 60	
				221	A	Utah Valley	59 53	296	A	UMKC	68 62	
				229	A	Grand Canyon	64 44	229	H	Grand Canyon	60 58	
				204	A	UTRGV	68 57	221	H	Utah Valley	73 68	
				245	H	CSU Bakersfield	86 63	326	N	A&M-Corpus Christi	70 51	
				254	H	Seattle	69 54	64	N	Vanderbilt	45 71	

Non-Div I Games: Eastern N.M. 76 61 Western N.M. 68 39

New Mexico St.

Loss, Non-Conf, S Site, H Home A Away N Neutral

NEW ORLEANS				THROUGH GAMES OF FEB. 15, 1910						
Average RPI Win:	300	WON-LOST	WINNING	LAST 10	STRENGTH OF	OPP. STRENGTH	TEAM	ADJ.	CONF.	ADJ CONF.
Average RPI Loss:	218	RECORD	PCT. RANK	GAMES	SCHEDULE	OF SCHEDULE	RPI	RPI	RPI	RPI
DIV. I ONLY	4- 15	306	2- 8	311	328	340	340	28	28	
DIV. I NON-CONF.	1- 6	311	0- 0	322	258	346	346	26	26	
-----										
TOTALS	RPI 1-25		RPI 26-50	W-L RECORDS		RPI 51-100	RPI 101-150		RPI 150+	
4- 15	0- 0		0- 0	OVERALL		0- 1	0- 3		4- 11	
4- 5	0- 0		0- 0	HOME		0- 0	0- 1		4- 4	
0- 9	0- 0		0- 0	AWAY		0- 0	0- 0		0- 1	
0- 1	0- 0		0- 0	NEUTRAL		0- 0	0- 0		0- 1	
1- 6	0- 0		0- 0	NON-CONFERENCE		0- 1	0- 1		1- 4	
1- 1	0- 0		0- 0	HOME		0- 0	0- 0		1- 1	
0- 4	0- 0		0- 0	AWAY		0- 1	0- 1		0- 2	
0- 1	0- 0		0- 0	NEUTRAL		0- 0	0- 0		0- 1	
3- 9	0- 0		0- 0	CONFERENCE		0- 0	0- 2		3- 7	
3- 4	0- 0		0- 0	HOME		0- 0	0- 1		3- 3	
0- 5	0- 0		0- 0	AWAY		0- 0	0- 1		0- 4	
0- 0	0- 0		0- 0	NEUTRAL		0- 0	0- 0		0- 0	

RPI 1-25				RPI 26-50				RPI 51-100				RPI 101+				Team's RPI: 340	
RPI	S	Opponent	Score	RPI	S	Opponent	Score	RPI	S	Opponent	Score	RPI	S	Opponent	Score		
								93	A	TCU	36	85	129	A	Central Ark.	55	67
												129	H	Central Ark.	44	59	
												132	A	Arkansas	41	73	
												160	A	Ole Miss	59	97	
												169	A	McNeese St.	63	92	
												169	H	McNeese St.	74	77	
												233	A	Sam Houston St.	52	64	
												234	H	Stephen F. Austin	58	57	
												243	H	Houston Baptist	51	71	
												278	A	Lamar	52	79	
												291	H	UNCG	79	81	
												297	A	Kennesaw St.	53	60	
												299	N	Florida A&M	60	71	
												319	H	Incarnate Word	55	49	
												322	H	Jackson St.	85	68	
												324	H	Nicholls St.	62	55	
												326	A	A&M-Corpus Christi	59	73	
												326	H	A&M-Corpus Christi	64	75	
LAST 12 Division I GAMES:																	
				326	H	A&M-Corpus Christi	64	75				129	H	Central Ark.	44	59	
				129	A	Central Ark.	55	67				243	H	Houston Baptist	51	71	
				169	A	McNeese St.	63	92				234	H	Stephen F. Austin	58	57	
				169	H	McNeese St.	74	77				233	A	Sam Houston St.	52	64	
				324	H	Nicholls St.	62	55				319	H	Incarnate Word	55	49	
				326	A	A&M-Corpus Christi	59	73				278	A	Lamar	52	79	

Non-Div I Games:	LSU-Alexandria	93	75	Trinity Baptist	109	46
------------------	----------------	----	----	-----------------	-----	----

New Orleans

Loss, Non-Conf, S Site, H Home A Away N Neutral



## Niagara

Through Games Of Feb. 13, 2016

Average RPI Win:	302	WON-LOST	WINNING	LAST 10	STRENGTH OF	OPP. STRENGTH	TEAM	ADJ.	CONF.	ADJ CONF.
Average RPI Loss:	166	RECORD	PCT. RANK	GAMES	SCHEDULE	OF SCHEDULE	RPI	RPI	RPI	RPI
DIV. I ONLY	6- 18	289	2- 8	242	254	292	292	23	23	
DIV. I NON-CONF.	2- 7	280	0- 0	245	223	290	290	24	24	
TOTALS	RPI 1-25	RPI 26-50	W-L RECORDS	RPI 51-100	RPI 101-150	RPI 150+				
6- 18	0- 0	0- 1	OVERALL	0- 0	0- 7	6- 10				
3- 8	0- 0	0- 0	HOME	0- 0	0- 4	3- 4				
3- 10	0- 0	0- 1	AWAY	0- 0	0- 3	3- 6				
0- 0	0- 0	0- 0	NEUTRAL	0- 0	0- 0	0- 0				
2- 7	0- 0	0- 1	NON-CONFERENCE	0- 0	0- 3	2- 3				
1- 3	0- 0	0- 0	HOME	0- 0	0- 2	1- 1				
1- 4	0- 0	0- 1	AWAY	0- 0	0- 1	1- 2				
0- 0	0- 0	0- 0	NEUTRAL	0- 0	0- 0	0- 0				
4- 11	0- 0	0- 0	CONFERENCE	0- 0	0- 4	4- 7				
2- 5	0- 0	0- 0	HOME	0- 0	0- 2	2- 3				
2- 6	0- 0	0- 0	AWAY	0- 0	0- 2	2- 4				
0- 0	0- 0	0- 0	NEUTRAL	0- 0	0- 0	0- 0				

RPI 1-25			RPI 26-50			RPI 51-100			RPI 101+			Team's RPI: 292
RPI	S	Opponent	Score	RPI	S	Opponent	Score	RPI	S	Opponent	Score	
				39	A	St. Bonaventure	55 67					
								108	H	Youngstown St.	54 71	
								110	A	Quinnipiac	52 70	
								110	H	Quinnipiac	54 61	
								114	A	Iona	46 73	
								114	H	Iona	52 73	
								133	A	Texas Tech	45 79	
								136	H	Buffalo	48 57	
								176	A	Detroit	75 80	
								179	A	Marist	50 63	
								179	H	Marist	68 82	
								196	H	Oakland	67 77	
								216	H	Siena	51 59	
								218	H	Canisius	66 68	
								220	A	Fairfield	43 61	
								220	H	Fairfield	56 55	
								232	A	Manhattan	62 80	
								236	A	Dartmouth	47 60	
								275	A	Monmouth	60 83	
								293	H	Cleveland St.	73 72	
								294	A	Rider	67 57	
								333	A	Saint Peter's	52 48	
								333	H	Saint Peter's	51 46	
								339	A	Mt. St. Mary's	53 51	
LAST 12 Division I GAMES:												
179	H	Marist	68 82	114	A	Iona	46 73					
110	A	Quinnipiac	52 70	333	H	Saint Peter's	51 46					
220	A	Fairfield	43 61	110	H	Quinnipiac	54 61					
114	H	Iona	52 73	294	A	Rider	67 57					
218	H	Canisius	66 68	333	A	Saint Peter's	52 48					
179	A	Marist	50 63	220	H	Fairfield	56 55					

Non-Div I Games:

Niagara

■ Loss, 
 ■ Non-Conf, 
 S Site, 
 ■ Home 
 ■ Away 
 N Neutral

Average RPI Win:	257	WON-LOST	WINNING	LAST 10	STRENGTH OF	OPP. STRENGTH	TEAM	ADJ.	CONF.	ADJ CONF.
Average RPI Loss:	223	RECORD	PCT. RANK	GAMES	SCHEDULE	OF SCHEDULE	RPI	RPI	RPI	RPI
DIV. I ONLY	7- 14	257	2- 2	334	315	324	324	28	28	
DIV. I NON-CONF.	1- 8	320	1- 0	328	343	348	348	26	26	
TOTALS	RPI 1-25	RPI 26-50	W-L RECORDS	RPI 51-100	RPI 101-150	RPI 150+				
7- 14	0- 0	0- 0	OVERALL	0- 1	1- 2	6- 11				
3- 7	0- 0	0- 0	HOME	0- 1	1- 1	2- 5				
3- 6	0- 0	0- 0	AWAY	0- 0	0- 0	3- 6				
1- 1	0- 0	0- 0	NEUTRAL	0- 0	0- 1	1- 0				
1- 8	0- 0	0- 0	NON-CONFERENCE	0- 0	0- 1	1- 7				
0- 4	0- 0	0- 0	HOME	0- 0	0- 0	0- 4				
0- 3	0- 0	0- 0	AWAY	0- 0	0- 0	0- 3				
1- 1	0- 0	0- 0	NEUTRAL	0- 0	0- 1	1- 0				
6- 6	0- 0	0- 0	CONFERENCE	0- 1	1- 1	5- 4				
3- 3	0- 0	0- 0	HOME	0- 1	1- 1	2- 1				
3- 3	0- 0	0- 0	AWAY	0- 0	0- 0	3- 3				
0- 0	0- 0	0- 0	NEUTRAL	0- 0	0- 0	0- 0				

RPI 1-25				RPI 26-50				RPI 51-100				RPI 101+				Team's RPI: 324	
RPI	S	Opponent	Score	RPI	S	Opponent	Score	RPI	S	Opponent	Score	RPI	S	Opponent	Score		
								61	H	Abilene Christian	68	71	122	N	Samford	43	45
													124	H	Northwestern St.	70	61
													129	H	Central Ark.	65	71
													169	H	McNeese St.	85	81
													174	H	Louisiana Tech	55	58
													178	A	Troy	51	104
													187	A	New Mexico	43	83
													212	H	Grambling	65	69
													233	A	Sam Houston St.	67	63
													243	A	Houston Baptist	71	80
													278	H	Lamar	69	59
													283	H	Jacksonville St.	49	63
													284	A	La.-Monroe	57	69
													285	H	Prairie View	70	81
													306	A	Southeastern La.	68	78
													319	A	Incarnate Word	66	64
													319	H	Incarnate Word	61	63
													326	A	A&M-Corpus Christi	64	62
													340	A	New Orleans	55	62
													349	N	Mississippi Val.	63	54
LAST 12 Division I GAMES:																	
349	N	Mississippi Val.	63	54	129	H	Central Ark.	65	71								
306	A	Southeastern La.	68	78	124	H	Northwestern St.	70	61								
169	H	McNeese St.	85	81	326	A	A&M-Corpus Christi	64	62								
319	H	Incarnate Word	61	63	233	A	Sam Houston St.	67	63								
319	A	Incarnate Word	66	64	61	H	Abilene Christian	68	71								
340	A	New Orleans	55	62	243	A	Houston Baptist	71	80								

Non-Div I Games: Southern-N.O. 98 65

Nicholls St.

■ Loss, 
 ■ Non-Conf, 
 ■ S Site, 
 ■ Home 
 ■ A Away 
 N Neutral

Average RPI Win: 309		WON-LOST	WINNING	LAST 10	STRENGTH OF	OPP. STRENGTH	TEAM	ADJ.	CONF.	ADJ CONF.
Average RPI Loss: 233		RECORD	PCT. RANK	GAMES	SCHEDULE	OF SCHEDULE	RPI	RPI	RPI	RPI
DIV. I ONLY		2- 20	341	2- 8	322	340	346	346	30	30
DIV. I NON-CONF.		0- 10	338	0- 1	250	324	344	344	30	30
TOTALS		RPI 1-25	RPI 26-50	W-L RECORDS	RPI 51-100	RPI 101-150	RPI 150+			
2- 20	0- 1		0- 0	OVERALL	0- 0	0- 2	2- 17			
0- 8	0- 0		0- 0	HOME	0- 0	0- 0	0- 8			
2- 10	0- 1		0- 0	AWAY	0- 0	0- 2	2- 7			
0- 2	0- 0		0- 0	NEUTRAL	0- 0	0- 0	0- 2			
0- 10	0- 1		0- 0	NON-CONFERENCE	0- 0	0- 2	0- 7			
0- 3	0- 0		0- 0	HOME	0- 0	0- 0	0- 3			
0- 5	0- 1		0- 0	AWAY	0- 0	0- 2	0- 2			
0- 2	0- 0		0- 0	NEUTRAL	0- 0	0- 0	0- 2			
2- 10	0- 0		0- 0	CONFERENCE	0- 0	0- 0	2- 10			
0- 5	0- 0		0- 0	HOME	0- 0	0- 0	0- 5			
2- 5	0- 0		0- 0	AWAY	0- 0	0- 0	2- 5			
0- 0	0- 0		0- 0	NEUTRAL	0- 0	0- 0	0- 0			

RPI 1-25					
RPI	S	Opponent	Score		
23	A	Mississippi St.	34	92	
RPI 26-50					
RPI	S	Opponent	Score		
RPI 51-100					
RPI	S	Opponent	Score		
Team's RPI: 346					
RPI	S	Opponent	Score		
101	A	Virginia	50	86	
139	A	Marshall	67	81	
163	A	Hampton	62	73	
196	H	Oakland	73	83	
200	A	William & Mary	47	67	
205	H	USC Upstate	62	82	
217	A	Morgan St.	58	67	
217	H	Morgan St.	56	59	
252	H	Bethune-Cookman	45	53	
259	A	Loyola Maryland	67	75	
261	H	UNCW	57	61	
266	A	N.C. A&T	53	64	
273	A	Coppin St.	44	69	
279	N	La Salle	59	67	
299	H	Florida A&M	67	83	
300	H	Savannah St.	53	68	
302	A	UMES	74	63	
309	H	South Carolina St.	52	60	
316	A	Howard	110	108	
345	N	St. Francis Brooklyn	55	59	
348	A	N.C. Central	62	63	
LAST 12 Division I GAMES:					
217	H	Morgan St.	56	59	
302	A	UMES	74	63	
316	A	Howard	110	108	
163	A	Hampton	62	73	
300	H	Savannah St.	53	68	
309	H	South Carolina St.	52	60	
266	A	N.C. A&T	53	64	
348	A	N.C. Central	62	63	
252	H	Bethune-Cookman	45	53	
299	H	Florida A&M	67	83	
273	A	Coppin St.	44	69	
345	N	St. Francis Brooklyn	55	59	

Non-Div I Games:

Norfolk St.

Loss, Non-Conf, S Site, H Home A Away N Neutral

# North Carolina

Through Games Of Feb. 13, 2016

Average RPI Win:	171	WON-LOST	WINNING	LAST 10	STRENGTH OF	OPP. STRENGTH	TEAM	ADJ.	CONF.	ADJ CONF.
Average RPI Loss:	72	RECORD	PCT. RANK	GAMES	SCHEDULE	OF SCHEDULE	RPI	RPI	RPI	RPI
DIV. I ONLY	14- 12	154	3- 7	37	85	106	106	5	5	
DIV. I NON-CONF.	10- 5	100	1- 0	86	248	127	127	5	5	
TOTALS	RPI 1-25	RPI 26-50	W-L RECORDS	RPI 51-100	RPI 101-150	RPI 150+				
14- 12	1- 3	0- 3	OVERALL	3- 3	2- 1	8- 2				
11- 6	1- 1	0- 1	HOME	2- 2	1- 0	7- 2				
1- 6	0- 2	0- 2	AWAY	0- 1	1- 1	0- 0				
2- 0	0- 0	0- 0	NEUTRAL	1- 0	0- 0	1- 0				
10- 5	0- 1	0- 0	NON-CONFERENCE	2- 2	1- 0	7- 2				
8- 4	0- 0	0- 0	HOME	1- 2	1- 0	6- 2				
0- 1	0- 1	0- 0	AWAY	0- 0	0- 0	0- 0				
2- 0	0- 0	0- 0	NEUTRAL	1- 0	0- 0	1- 0				
4- 7	1- 2	0- 3	CONFERENCE	1- 1	1- 1	1- 0				
3- 2	1- 1	0- 1	HOME	1- 0	0- 0	1- 0				
1- 5	0- 1	0- 2	AWAY	0- 1	1- 1	0- 0				
0- 0	0- 0	0- 0	NEUTRAL	0- 0	0- 0	0- 0				

RPI S	Opponent	Score	RPI S	Opponent	Score	RPI S	Opponent	Score	RPI S	Opponent	Score	Team's RPI: 106
1	A Notre Dame	54 88	32	H Miami (FL)	61 76	58	H Oregon	77 79	107	A Boston College	86 78	
16	A Oklahoma St.	67 77	37	A North Carolina St.	49 78	79	A Georgia Tech	73 80	114	H Iona	64 52	
18	H Louisville	60 78	47	A Duke	55 71	87	H Northwestern	72 85	123	A Wake Forest	63 75	
24	H Syracuse	77 73				88	H Maine	59 58	153	N Southern Miss.	69 62	
						95	N Gonzaga	67 62	157	H Yale	70 63	
						96	H Virginia Tech	71 67	158	H Pacific	63 66	
									205	H USC Upstate	80 40	
									210	H Gardner-Webb	65 66	
									240	H Clemson	72 56	
									255	H Appalachian St.	68 59	
									258	H New Hampshire	65 60	
									299	H Florida A&M	94 58	
									303	H Fairleigh Dickinson	64 46	
LAST 12 Division I GAMES:												
96	H Virginia Tech	71 67	32	H Miami (FL)	61 76							
107	A Boston College	86 78	79	A Georgia Tech	73 80							
18	H Louisville	60 78	1	A Notre Dame	54 88							
37	A North Carolina St.	49 78	24	H Syracuse	77 73							
47	A Duke	55 71	240	H Clemson	72 56							
123	A Wake Forest	63 75	88	H Maine	59 58							

Non-Div I Games:

North Carolina

Loss, Non-Conf, S Site, H Home A Away N Neutral

Average RPI Win:	135	WON-LOST	WINNING	LAST 10	STRENGTH OF	OPP. STRENGTH	TEAM	ADJ.	CONF.	ADJ CONF.
Average RPI Loss:	47	RECORD	PCT. RANK	GAMES	SCHEDULE	OF SCHEDULE	RPI	RPI	RPI	RPI
DIV. I ONLY	17- 8	80	7- 3	31	44	37	37	5	5	
DIV. I NON-CONF.	9- 4	96	0- 0	82	71	71	71	5	5	
TOTALS	RPI 1-25	RPI 26-50	W-L RECORDS	RPI 51-100	RPI 101-150	RPI 150+				
17- 8	0- 3	1- 2	OVERALL	5- 2	6- 1	5- 0				
11- 2	0- 1	0- 0	HOME	3- 1	4- 0	4- 0				
4- 5	0- 2	1- 1	AWAY	2- 1	1- 1	0- 0				
2- 1	0- 0	0- 1	NEUTRAL	0- 0	1- 0	1- 0				
9- 4	0- 1	0- 1	NON-CONFERENCE	3- 2	1- 0	5- 0				
6- 1	0- 0	0- 0	HOME	2- 1	0- 0	4- 0				
1- 2	0- 1	0- 0	AWAY	1- 1	0- 0	0- 0				
2- 1	0- 0	0- 1	NEUTRAL	0- 0	1- 0	1- 0				
8- 4	0- 2	1- 1	CONFERENCE	2- 0	5- 1	0- 0				
5- 1	0- 1	0- 0	HOME	1- 0	4- 0	0- 0				
3- 3	0- 1	1- 1	AWAY	1- 0	1- 1	0- 0				
0- 0	0- 0	0- 0	NEUTRAL	0- 0	0- 0	0- 0				

RPI 1-25				RPI 26-50				Team's RPI: 37	RPI 51-100				RPI 101+			
RPI	S	Opponent	Score	RPI	S	Opponent	Score		RPI	S	Opponent	Score	RPI	S	Opponent	Score
1	A	Notre Dame	46 82	32	A	Miami (FL)	44 73		53	H	Villanova	70 64	101	H	Virginia	63 52
18	H	Louisville	90 92	35	N	Seton Hall	55 58		72	H	Elon	66 69	106	H	North Carolina	78 49
19	A	Florida	72 79	47	A	Duke	65 62		74	A	Nebraska	67 88	107	H	Boston College	74 63
									79	H	Georgia Tech	65 57	123	A	Wake Forest	58 63
									90	H	Charlotte	72 65	123	H	Wake Forest	64 47
									96	A	Virginia Tech	72 61	144	N	UAB	67 56
									99	A	Liberty	61 53	145	A	Pittsburgh	78 76
													155	H	Davidson	58 42
													199	H	Radford	67 52
													201	N	Eastern Ky.	73 62
													247	H	High Point	89 48
													298	H	Western Caro.	86 55
LAST 12 Division I GAMES:																
107	H	Boston College	74 63	18	H	Louisville	90 92		47	A	Duke	65 62				
123	A	Wake Forest	58 63	145	A	Pittsburgh	78 76		79	H	Georgia Tech	65 57				
1	A	Notre Dame	46 82	123	H	Wake Forest	64 47		32	A	Miami (FL)	44 73				
106	H	North Carolina	78 49													
101	H	Virginia	63 52													
96	A	Virginia Tech	72 61													

Non-Div I Games:

North Carolina St.

■ Loss, 
 ■ Non-Conf, S Site, 
 ■ Home 
 ■ Away 
 N Neutral

Average RPI Win:	226	WON-LOST	WINNING	LAST 10	STRENGTH OF	OPP. STRENGTH	TEAM	ADJ.	CONF.	ADJ CONF.
Average RPI Loss:	114	RECORD	PCT. RANK	GAMES	SCHEDULE	OF SCHEDULE	RPI	RPI	RPI	RPI
DIV. I ONLY	12- 12	168	8- 2	60	296	130	130	20	20	
DIV. I NON-CONF.	4- 7	222	0- 0	34	222	171	171	21	21	
TOTALS	RPI 1-25	RPI 26-50	W-L RECORDS	RPI 51-100	RPI 101-150	RPI 150+				
12- 12	0- 0	0- 0	OVERALL	0- 6	1- 3	11- 3				
9- 3	0- 0	0- 0	HOME	0- 1	1- 1	8- 1				
3- 8	0- 0	0- 0	AWAY	0- 0	0- 0	3- 0				
0- 1	0- 0	0- 0	NEUTRAL	0- 0	0- 1	0- 0				
4- 7	0- 0	0- 0	NON-CONFERENCE	0- 6	1- 1	3- 0				
4- 1	0- 0	0- 0	HOME	0- 1	1- 0	3- 0				
0- 5	0- 0	0- 0	AWAY	0- 5	0- 0	0- 0				
0- 1	0- 0	0- 0	NEUTRAL	0- 0	0- 1	0- 0				
8- 5	0- 0	0- 0	CONFERENCE	0- 0	0- 2	8- 3				
5- 2	0- 0	0- 0	HOME	0- 0	0- 1	5- 1				
3- 3	0- 0	0- 0	AWAY	0- 0	0- 1	3- 2				
0- 0	0- 0	0- 0	NEUTRAL	0- 0	0- 0	0- 0				

RPI S	Opponent	Score	RPI S	Opponent	Score	RPI S	Opponent	Score	RPI S	Opponent	Score	Team's RPI: 130
						57	A Iowa	61 83	103	N UT Martin	58 84	
						58	A Oregon	51 77	125	H UNI	64 59	
						80	H South Dakota	70 73	135	A Idaho	65 92	
						81	A Minnesota	47 57	135	H Idaho	59 65	
						98	A San Francisco	57 74	162	A Montana St.	61 69	
						100	A Drake	63 73	170	H Northern Colo.	54 51	
									173	A Eastern Wash.	57 60	
									173	H Eastern Wash.	72 69	
									191	A Weber St.	85 78	
									191	H Weber St.	56 62	
									208	A Montana	61 59	
									222	A Idaho St.	60 57	
									222	H Idaho St.	45 42	
									227	H Western Ill.	78 67	
									262	H Omaha	67 52	
									271	H Northern Ariz.	63 56	
									315	H North Dakota St.	71 54	
									330	H Southern Utah	68 56	
LAST 12 Division I GAMES:												
			135	H Idaho	59 65		271	H Northern Ariz.	63 56			
			173	H Eastern Wash.	72 69		208	A Montana	61 59			
			191	A Weber St.	85 78		162	A Montana St.	61 69			
			222	A Idaho St.	60 57		222	H Idaho St.	45 42			
			170	H Northern Colo.	54 51		191	H Weber St.	56 62			
			330	H Southern Utah	68 56		173	A Eastern Wash.	57 60			

Non-Div I Games:

North Dakota

■ Loss, 
 ■ Non-Conf, 
 ■ S Site, 
 ■ H Home 
 ■ A Away 
 N Neutral

Average RPI Win:	323	WON-LOST	WINNING	LAST 10	STRENGTH OF	OPP. STRENGTH	TEAM	ADJ.	CONF.	ADJ CONF.
Average RPI Loss:	167	RECORD	PCT. RANK	GAMES	SCHEDULE	OF SCHEDULE	RPI	RPI	RPI	RPI
DIV. I ONLY	4- 19	318	1- 9	203	282	315	315	18	18	
DIV. I NON-CONF.	3- 8	258	0- 0	302	340	319	319	19	19	
TOTALS	RPI 1-25	RPI 26-50	W-L RECORDS	RPI 51-100	RPI 101-150	RPI 150+				
4- 19	0- 0	0- 0	OVERALL	0- 5	0- 6	4- 8				
2- 8	0- 0	0- 0	HOME	0- 3	0- 3	2- 2				
1- 9	0- 0	0- 0	AWAY	0- 2	0- 3	1- 4				
1- 2	0- 0	0- 0	NEUTRAL	0- 0	0- 0	1- 2				
3- 8	0- 0	0- 0	NON-CONFERENCE	0- 1	0- 2	3- 5				
1- 3	0- 0	0- 0	HOME	0- 1	0- 1	1- 1				
1- 3	0- 0	0- 0	AWAY	0- 0	0- 1	1- 2				
1- 2	0- 0	0- 0	NEUTRAL	0- 0	0- 0	1- 2				
1- 11	0- 0	0- 0	CONFERENCE	0- 4	0- 4	1- 3				
1- 5	0- 0	0- 0	HOME	0- 2	0- 2	1- 1				
0- 6	0- 0	0- 0	AWAY	0- 2	0- 2	0- 2				
0- 0	0- 0	0- 0	NEUTRAL	0- 0	0- 0	0- 0				

RPI 1-25				RPI 26-50				RPI 51-100				RPI 101+				Team's RPI: 315	
RPI	S	Opponent	Score	RPI	S	Opponent	Score	RPI	S	Opponent	Score	RPI	S	Opponent	Score		
								63	A	South Dakota St.	47	81	105	H	New Mexico St.	69	79
								63	H	South Dakota St.	63	81	116	A	IUPUI	44	67
								80	A	South Dakota	54	80	116	H	IUPUI	63	64
								80	H	South Dakota	94	96	130	A	North Dakota	54	71
								88	H	Maine	51	82	141	A	Oral Roberts	58	59
													141	H	Oral Roberts	42	52
													184	N	Delaware	50	62
													227	H	Western Ill.	82	94
													229	H	Grand Canyon	67	76
													246	A	San Diego St.	54	64
													262	A	Omaha	52	77
													266	N	N.C. A&T	64	72
													285	N	Prairie View	79	58
													310	A	Denver	53	64
													317	A	Kent St.	54	75
													328	H	IPFW	94	85
													338	H	Cal St. Fullerton	79	64
													341	A	NJIT	64	59
LAST 12 Division I GAMES:																	
				116	H	IUPUI	63	64					116	A	IUPUI	44	67
				63	A	South Dakota St.	47	81					80	H	South Dakota	94	96
				141	A	Oral Roberts	58	59					141	H	Oral Roberts	42	52
				80	A	South Dakota	54	80					310	A	Denver	53	64
				328	H	IPFW	94	85					63	H	South Dakota St.	63	81
				227	H	Western Ill.	82	94					262	A	Omaha	52	77

Non-Div I Games: Valley City St. 85 77 St. Mary (NE) 88 68

North Dakota St.

North Florida

Through Games Of Feb. 13, 2016

Average RPI Win:	315	WON-LOST	WINNING	LAST 10	STRENGTH OF	OPP. STRENGTH	TEAM	ADJ.	CONF.	ADJ CONF.
Average RPI Loss:	181	RECORD	PCT. RANK	GAMES	SCHEDULE	OF SCHEDULE	RPI	RPI	RPI	RPI
DIV. I ONLY	4- 18	315	2- 8	216	300	313	313	29	29	
DIV. I NON-CONF.	2- 10	304	0- 2	209	313	301	301	27	27	
TOTALS	RPI 1-25	RPI 26-50	W-L RECORDS	RPI 51-100	RPI 101-150	RPI 150+				
4- 18	0- 1	0- 0	OVERALL	0- 4	0- 2	4- 11				
2- 9	0- 0	0- 0	HOME	0- 2	0- 0	2- 7				
2- 9	0- 1	0- 0	AWAY	0- 2	0- 2	2- 4				
0- 0	0- 0	0- 0	NEUTRAL	0- 0	0- 0	0- 0				
2- 10	0- 1	0- 0	NON-CONFERENCE	0- 2	0- 2	2- 5				
1- 5	0- 0	0- 0	HOME	0- 1	0- 0	1- 4				
1- 5	0- 1	0- 0	AWAY	0- 1	0- 2	1- 1				
0- 0	0- 0	0- 0	NEUTRAL	0- 0	0- 0	0- 0				
2- 8	0- 0	0- 0	CONFERENCE	0- 2	0- 0	2- 6				
1- 4	0- 0	0- 0	HOME	0- 1	0- 0	1- 3				
1- 4	0- 0	0- 0	AWAY	0- 1	0- 0	1- 3				
0- 0	0- 0	0- 0	NEUTRAL	0- 0	0- 0	0- 0				

RPI 1-25			RPI 26-50			RPI 51-100			RPI 101+ Team's RPI: 313		
RPI	S	Opponent	Score	RPI	S	Opponent	Score	RPI	S	Opponent	Score
13	A	Florida St.	28 80					51	H	Purdue	47 70
								66	A	FGCU	50 75
								66	H	FGCU	38 65
								74	A	Nebraska	46 91
								119	A	Mercer	54 68
								147	A	Alabama	47 69
								151	H	Jacksonville	39 73
								180	A	Stetson	61 81
								180	H	Stetson	56 67
								205	A	USC Upstate	54 69
								252	H	Bethune-Cookman	49 53
								261	H	UNCW	47 63
								270	A	Georgia St.	63 76
								281	H	Campbell	55 66
								287	H	Towson	74 72
								296	A	UMKC	62 55
								297	H	Kennesaw St.	55 70
								309	H	South Carolina St.	48 53
								335	A	Lipscomb	71 78
								335	H	Lipscomb	78 70
								341	A	NJIT	68 51
LAST 12 Division I GAMES:											
335	A	Lipscomb	71 78	341	A	NJIT	68 51				
180	H	Stetson	56 67	335	H	Lipscomb	78 70				
66	A	FGCU	50 75	297	H	Kennesaw St.	55 70				
180	A	Stetson	61 81	151	H	Jacksonville	39 73				
66	H	FGCU	38 65	119	A	Mercer	54 68				
205	A	USC Upstate	54 69	261	H	UNCW	47 63				

Non-Div I Games: Warner 60 51 Webber Int'l 60 72 Trinity Baptist 97 30

North Florida

Loss, Non-Conf, S Site, H Home A Away N Neutral



## North Texas

Through Games Of Feb. 13, 2016

Average RPI Win:	178	WON-LOST	WINNING	LAST 10	STRENGTH OF	OPP. STRENGTH	TEAM	ADJ.	CONF.	ADJ CONF.
Average RPI Loss:	138	RECORD	PCT. RANK	GAMES	SCHEDULE	OF SCHEDULE	RPI	RPI	RPI	RPI
DIV. I ONLY	8- 14	250	2- 8	145	133	224	224	12	12	
DIV. I NON-CONF.	5- 5	160	0- 0	211	172	176	176	10	10	
TOTALS	RPI 1-25	RPI 26-50	W-L RECORDS	RPI 51-100	RPI 101-150	RPI 150+				
8- 14	0- 0	1- 1	OVERALL	0- 4	3- 2	4- 7				
4- 8	0- 0	0- 1	HOME	0- 3	2- 1	2- 3				
4- 6	0- 0	1- 0	AWAY	0- 1	1- 1	2- 4				
0- 0	0- 0	0- 0	NEUTRAL	0- 0	0- 0	0- 0				
5- 5	0- 0	1- 0	NON-CONFERENCE	0- 1	1- 2	3- 2				
2- 3	0- 0	0- 0	HOME	0- 1	1- 1	1- 1				
3- 2	0- 0	1- 0	AWAY	0- 0	0- 1	2- 1				
0- 0	0- 0	0- 0	NEUTRAL	0- 0	0- 0	0- 0				
3- 9	0- 0	0- 1	CONFERENCE	0- 3	2- 0	1- 5				
2- 5	0- 0	0- 1	HOME	0- 2	1- 0	1- 2				
1- 4	0- 0	0- 0	AWAY	0- 1	1- 0	0- 3				
0- 0	0- 0	0- 0	NEUTRAL	0- 0	0- 0	0- 0				

RPI S	Opponent	Score	RPI S	Opponent	Score	RPI S	Opponent	Score	RPI S	Opponent	Score	Team's RPI: 224
29	A Oklahoma	61 57	54	A Western Ky.	53 65	109	H Arizona	44 51				
30	H UTEP	67 75	71	H Middle Tenn.	52 76	114	A Iona	51 62				
			90	H Charlotte	70 82	116	H IUPUI	68 67				
			98	H San Francisco	61 69	139	A Marshall	71 63				
						144	H UAB	53 51				
						153	A Southern Miss.	38 57				
						156	H SMU	60 57				
						161	H Old Dominion	48 65				
						174	A Louisiana Tech	71 77				
						191	H Weber St.	38 45				
						209	A Texas St.	62 64				
						237	A Rice	97 100				
						237	H Rice	73 79				
						241	H UTSA	68 58				
						279	A La Salle	69 63				
						319	A Incarnate Word	62 55				
LAST 12 Division I GAMES:												
90	H Charlotte	70 82	71	H Middle Tenn.	52 76							
161	H Old Dominion	48 65	54	A Western Ky.	53 65							
174	A Louisiana Tech	71 77	139	A Marshall	71 63							
153	A Southern Miss.	38 57	237	A Rice	97 100							
237	H Rice	73 79	30	H UTEP	67 75							
144	H UAB	53 51	241	H UTSA	68 58							

Non-Div I Games:

North Texas

■ Loss, 
 ■ Non-Conf, 
 ■ S Site, 
 ■ H Home 
 ■ A Away 
 N Neutral

## Northeastern

Through Games Of Feb. 13, 2016

Average RPI Win:	216	WON-LOST	WINNING	LAST 10	STRENGTH OF	OPP. STRENGTH	TEAM	ADJ.	CONF.	ADJ CONF.
Average RPI Loss:	116	RECORD	PCT. RANK	GAMES	SCHEDULE	OF SCHEDULE	RPI	RPI	RPI	RPI
DIV. I ONLY	9- 14	235	3- 7	121	171	186	186	13	13	
DIV. I NON-CONF.	5- 6	180	0- 0	171	229	205	205	12	12	
TOTALS	RPI 1-25	RPI 26-50	W-L RECORDS	RPI 51-100	RPI 101-150	RPI 150+				
9- 14	0- 1	0- 3	OVERALL	2- 3	0- 3	7- 4				
3- 8	0- 1	0- 1	HOME	1- 2	0- 2	2- 2				
6- 4	0- 0	0- 1	AWAY	1- 1	0- 0	5- 2				
0- 2	0- 0	0- 1	NEUTRAL	0- 0	0- 1	0- 0				
5- 6	0- 1	0- 1	NON-CONFERENCE	1- 0	0- 3	4- 1				
2- 4	0- 1	0- 0	HOME	1- 0	0- 2	1- 1				
3- 0	0- 0	0- 0	AWAY	0- 0	0- 0	3- 0				
0- 2	0- 0	0- 1	NEUTRAL	0- 0	0- 1	0- 0				
4- 8	0- 0	0- 2	CONFERENCE	1- 3	0- 0	3- 3				
1- 4	0- 0	0- 1	HOME	0- 2	0- 0	1- 1				
3- 4	0- 0	0- 1	AWAY	1- 1	0- 0	2- 2				
0- 0	0- 0	0- 0	NEUTRAL	0- 0	0- 0	0- 0				

RPI 1-25			RPI 26-50			RPI 51-100			RPI 101+ Team's RPI: 186		
RPI	S	Opponent	Score	RPI	S	Opponent	Score	RPI	S	Opponent	Score
25	H	Michigan St.	51 77	31	N	Missouri	56 69	65	A	Hofstra	50 75
				48	A	James Madison	62 85	72	H	Elon	54 56
				48	H	James Madison	52 61	85	A	Drexel	73 65
								85	H	Drexel	49 53
								88	H	Maine	56 44
LAST 12 Division I GAMES:											
261	A	UNCW	72 66	65	A	Hofstra	50 75	107	H	Boston College	45 71
48	H	James Madison	52 61	48	A	James Madison	62 85	110	H	Quinnipiac	60 71
183	A	Col. of Charleston	52 49	200	H	William & Mary	69 68	142	N	Fresno St.	55 69
200	A	William & Mary	62 69	184	A	Delaware	52 59	183	A	Col. of Charleston	52 49
72	H	Elon	54 56	85	A	Drexel	73 65	200	A	William & Mary	62 69
85	H	Drexel	49 53	287	H	Towson	71 72	200	H	William & Mary	69 68
								216	A	Siena	70 67
								218	H	Canisius	57 68
								258	A	New Hampshire	66 54
								261	A	UNCW	72 66
								302	H	UMES	60 49
								347	A	Boston U.	77 44

Non-Div I Games:

Northeastern

■ Loss, 
■ Non-Conf, S Site, 
■ Home 
■ Away 
N Neutral

Average RPI Win:	291	WON-LOST	WINNING	LAST 10	STRENGTH OF	OPP. STRENGTH	TEAM	ADJ.	CONF.	ADJ CONF.
Average RPI Loss:	145	RECORD	PCT. RANK	GAMES	SCHEDULE	OF SCHEDULE	RPI	RPI	RPI	RPI
DIV. I ONLY	4- 18	315	1- 9	75	309	271	271	20	20	
DIV. I NON-CONF.	2- 7	280	0- 0	102	226	221	221	21	21	
TOTALS	RPI 1-25	RPI 26-50	W-L RECORDS	RPI 51-100	RPI 101-150	RPI 150+				
4- 18	0- 0	0- 1	OVERALL	0- 1	0- 7	4- 9				
3- 6	0- 0	0- 0	HOME	0- 0	0- 2	3- 4				
1- 11	0- 0	0- 1	AWAY	0- 1	0- 4	1- 5				
0- 1	0- 0	0- 0	NEUTRAL	0- 0	0- 1	0- 0				
2- 7	0- 0	0- 1	NON-CONFERENCE	0- 1	0- 4	2- 1				
1- 1	0- 0	0- 0	HOME	0- 0	0- 1	1- 0				
1- 5	0- 0	0- 1	AWAY	0- 1	0- 2	1- 1				
0- 1	0- 0	0- 0	NEUTRAL	0- 0	0- 1	0- 0				
2- 11	0- 0	0- 0	CONFERENCE	0- 0	0- 3	2- 8				
2- 5	0- 0	0- 0	HOME	0- 0	0- 1	2- 4				
0- 6	0- 0	0- 0	AWAY	0- 0	0- 2	0- 4				
0- 0	0- 0	0- 0	NEUTRAL	0- 0	0- 0	0- 0				

RPI S	Opponent	Score	RPI S	Opponent	Score	RPI S	Opponent	Score	RPI S	Opponent	Score	Team's RPI: 271
30	A UTEP	66 77	74	A Nebraska	67 90	102	A Iowa St.	63 79	105	A New Mexico St.	53 87	
						127	H Hawaii	52 61	130	A North Dakota	56 63	
						135	A Idaho	59 76	135	H Idaho	51 72	
						149	N Long Beach St.	48 69	162	A Montana St.	77 86	
						162	H Montana St.	72 83	170	A Northern Colo.	55 79	
						173	A Eastern Wash.	65 72	173	H Eastern Wash.	71 81	
						175	A Colorado	66 90	191	H Weber St.	56 76	
						208	A Montana	58 81	208	H Montana	57 61	
						222	H Idaho St.	63 62	278	H Lamar	75 63	
						330	H Southern Utah	57 48	332	A UC Irvine	71 55	
LAST 12 Division I GAMES:												
208	H Montana	57 61	170	A Northern Colo.	55 79							
162	H Montana St.	72 83	130	A North Dakota	56 63							
135	A Idaho	59 76	173	H Eastern Wash.	71 81							
173	A Eastern Wash.	65 72	135	H Idaho	51 72							
222	H Idaho St.	63 62	330	H Southern Utah	57 48							
191	H Weber St.	56 76	162	A Montana St.	77 86							

Non-Div I Games: N.M. Highlands 91 43 Dixie St. 68 66

Northern Ariz.

Loss, Non-Conf, S Site, H Home A Away N Neutral

## Northern Colo.

Through Games Of Feb. 13, 2016

Average RPI Win:	224	WON-LOST	WINNING	LAST 10	STRENGTH OF	OPP. STRENGTH	TEAM	ADJ.	CONF.	ADJ CONF.
Average RPI Loss:	145	RECORD	PCT. RANK	GAMES	SCHEDULE	OF SCHEDULE	RPI	RPI	RPI	RPI
DIV. I ONLY	10- 12	201	5- 5	99	264	170	170	20	20	
DIV. I NON-CONF.	4- 5	193	0- 0	170	99	169	169	21	21	
TOTALS	RPI 1-25	RPI 26-50	W-L RECORDS	RPI 51-100	RPI 101-150	RPI 150+				
10- 12	0- 0	0- 1	OVERALL	0- 2	2- 2	8- 7				
6- 3	0- 0	0- 1	HOME	0- 1	1- 0	5- 1				
2- 9	0- 0	0- 0	AWAY	0- 1	0- 2	2- 6				
2- 0	0- 0	0- 0	NEUTRAL	0- 0	1- 0	1- 0				
4- 5	0- 0	0- 1	NON-CONFERENCE	0- 2	1- 0	3- 2				
1- 2	0- 0	0- 1	HOME	0- 1	0- 0	1- 0				
1- 3	0- 0	0- 0	AWAY	0- 1	0- 0	1- 2				
2- 0	0- 0	0- 0	NEUTRAL	0- 0	1- 0	1- 0				
6- 7	0- 0	0- 0	CONFERENCE	0- 0	1- 2	5- 5				
5- 1	0- 0	0- 0	HOME	0- 0	1- 0	4- 1				
1- 6	0- 0	0- 0	AWAY	0- 0	0- 2	1- 4				
0- 0	0- 0	0- 0	NEUTRAL	0- 0	0- 0	0- 0				

RPI S	Opponent	Score	RPI S	Opponent	Score	RPI S	Opponent	Score	RPI S	Opponent	Score	Team's RPI: 170
46	H Colorado St.	46 62	59	H St. Mary's (CA)	52 65	118	N Akron	78 65	130	A North Dakota	51 54	
			63	A South Dakota St.	62 66	135	A Idaho	56 66	135	H Idaho	70 68	
						162	A Montana St.	58 66	173	A Eastern Wash.	55 59	
						173	H Eastern Wash.	57 66	175	A Colorado	41 63	
						191	A Weber St.	79 82	191	H Weber St.	65 63	
						191	H Weber St.	65 63	208	A Montana	46 58	
						215	H Utah St.	74 60	222	A Idaho St.	61 59	
						222	H Idaho St.	48 47	229	A Grand Canyon	59 69	
						230	N Valparaiso	77 63	271	H Northern Ariz.	79 55	
						310	A Denver	60 51	330	H Southern Utah	64 44	
LAST 12 Division I GAMES:												
173	H Eastern Wash.	57 66	330	H Southern Utah	64 44							
135	H Idaho	70 68	162	A Montana St.	58 66							
222	A Idaho St.	61 59	208	A Montana	46 58							
191	A Weber St.	79 82	191	H Weber St.	65 63							
130	A North Dakota	51 54	222	H Idaho St.	48 47							
271	H Northern Ariz.	79 55	135	A Idaho	56 66							

Non-Div I Games: Western St. 101 48

Northern Colo.

■ Loss, 
 ■ Non-Conf, S Site, 
 ■ Home 
 ■ Away 
 N Neutral

## Northern Ill.

Through Games Of Feb. 13, 2016

Average RPI Win: <b>250</b>	WON-LOST	WINNING	LAST 10	STRENGTH OF	OPP. STRENGTH	TEAM	ADJ.	CONF.	ADJ CONF.
Average RPI Loss: <b>149</b>	RECORD	PCT. RANK	GAMES	SCHEDULE	OF SCHEDULE	RPI	RPI	RPI	RPI
DIV. I ONLY	9- 13	227	2- 2	277	172	251	251	11	11
DIV. I NON-CONF.	6- 4	125	1- 0	348	246	249	249	13	13
TOTALS	RPI 1-25	RPI 26-50	W-L RECORDS	RPI 51-100	RPI 101-150	RPI 150+			
9- 13	0- 0	0- 2	OVERALL	1- 2	2- 3	6- 6			
5- 4	0- 0	0- 1	HOME	1- 1	1- 1	3- 1			
2- 8	0- 0	0- 1	AWAY	0- 1	1- 2	1- 4			
2- 1	0- 0	0- 0	NEUTRAL	0- 0	0- 0	2- 1			
6- 4	0- 0	0- 0	NON-CONFERENCE	1- 0	0- 1	5- 3			
3- 0	0- 0	0- 0	HOME	1- 0	0- 0	2- 0			
1- 3	0- 0	0- 0	AWAY	0- 0	0- 1	1- 2			
2- 1	0- 0	0- 0	NEUTRAL	0- 0	0- 0	2- 1			
3- 9	0- 0	0- 2	CONFERENCE	0- 2	2- 2	1- 3			
2- 4	0- 0	0- 1	HOME	0- 1	1- 1	1- 1			
1- 5	0- 0	0- 1	AWAY	0- 1	1- 1	0- 2			
0- 0	0- 0	0- 0	NEUTRAL	0- 0	0- 0	0- 0			

RPI S	Opponent	Score	RPI S	Opponent	Score	RPI S	Opponent	Score	RPI S	Opponent	Score	Team's RPI: 251
27	A Ohio	70 <b>95</b>	27	H Ohio	47 <b>72</b>	68	A Central Mich.	63 <b>95</b>	111	H Eastern Mich.	80 <b>87</b>	
						68	H Central Mich.	67 <b>73</b>	113	A Toledo	59 <b>66</b>	
						100	H Drake	87 73	118	A Akron	65 58	
									136	H Buffalo	76 74	
									148	A Wisconsin	62 <b>89</b>	
									167	A SIUE	67 <b>93</b>	
									182	A Milwaukee	58 <b>73</b>	
									190	N Kansas	58 <b>66</b>	
									250	H Bowling Green	43 <b>58</b>	
									263	A Miami (OH)	60 <b>66</b>	
									263	H Miami (OH)	92 73	
									305	H Bradley	68 64	
									314	N Illinois St.	68 59	
									317	A Kent St.	85 <b>95</b>	
									336	A Chicago St.	68 50	
									337	H Eastern Ill.	79 63	
									338	N Cal St. Fullerton	72 49	
LAST 12 Division I GAMES:												
338	N Cal St. Fullerton	72 49	27	H Ohio	47 <b>72</b>	250	H Bowling Green	43 <b>58</b>	113	A Toledo	59 <b>66</b>	
68	H Central Mich.	67 <b>73</b>	68	A Central Mich.	63 <b>95</b>	111	H Eastern Mich.	80 <b>87</b>	263	A Miami (OH)	60 <b>66</b>	
263	H Miami (OH)	92 73	100	H Drake	87 73							
27	A Ohio	70 <b>95</b>										
136	H Buffalo	76 74										
317	A Kent St.	85 <b>95</b>										

Non-Div I Games: Wis. Lutheran 69 42

Northern Ill.

■ Loss, 
 ■ Non-Conf, S Site, 
 ■ Home 
 ■ Away 
 N Neutral

Average RPI Win:	219	WON-LOST	WINNING	LAST 10	STRENGTH OF	OPP. STRENGTH	TEAM	ADJ.	CONF.	ADJ CONF.
Average RPI Loss:	127	RECORD	PCT. RANK	GAMES	SCHEDULE	OF SCHEDULE	RPI	RPI	RPI	RPI
DIV. I ONLY	12- 9	130	5- 5	189	144	159	159	14	14	
DIV. I NON-CONF.	6- 3	100	0- 0	282	117	179	179	15	15	
TOTALS	RPI 1-25	RPI 26-50	W-L RECORDS	RPI 51-100	RPI 101-150	RPI 150+				
12- 9	0- 2	0- 0	OVERALL	1- 2	1- 1	10- 4				
5- 6	0- 2	0- 0	HOME	1- 1	0- 1	4- 2				
7- 3	0- 0	0- 0	AWAY	0- 1	1- 0	6- 2				
0- 0	0- 0	0- 0	NEUTRAL	0- 0	0- 0	0- 0				
6- 3	0- 1	0- 0	NON-CONFERENCE	1- 0	0- 1	5- 1				
4- 2	0- 1	0- 0	HOME	1- 0	0- 1	3- 0				
2- 1	0- 0	0- 0	AWAY	0- 0	0- 0	2- 1				
0- 0	0- 0	0- 0	NEUTRAL	0- 0	0- 0	0- 0				
6- 6	0- 1	0- 0	CONFERENCE	0- 2	1- 0	5- 3				
1- 4	0- 1	0- 0	HOME	0- 1	0- 0	1- 2				
5- 2	0- 0	0- 0	AWAY	0- 1	1- 0	4- 1				
0- 0	0- 0	0- 0	NEUTRAL	0- 0	0- 0	0- 0				

RPI	S	Opponent	Score	RPI	S	Opponent	Score	RPI	S	Opponent	Score	RPI	S	Opponent	Score	Team's RPI: 159
20	H	Green Bay	73 <b>81</b>		86	H	Marquette	83 78	108	A	Youngstown St.	88 77				
22	H	Kentucky	65 <b>84</b>		92	A	Wright St.	61 <b>66</b>	118	H	Akron	75 <b>77</b>				
					92	H	Wright St.	65 <b>76</b>	176	A	Detroit	65 <b>66</b>				
									182	H	Milwaukee	60 <b>86</b>				
									195	A	Robert Morris	72 70				
									196	A	Oakland	75 71				
									203	A	Ill.-Chicago	72 61				
									203	H	Ill.-Chicago	55 53				
									213	A	Cincinnati	68 <b>71</b>				
									230	A	Valparaiso	68 50				
									230	H	Valparaiso	60 <b>61</b>				
									248	H	Indiana St.	73 67				
									263	A	Miami (OH)	71 57				
									274	H	Tennessee Tech	88 62				
									293	A	Cleveland St.	83 51				
									328	H	IPFW	77 64				
LAST 12 Division I GAMES:																
92	H	Wright St.	65 <b>76</b>	20	H	Green Bay	73 <b>81</b>									
230	A	Valparaiso	68 50	176	A	Detroit	65 <b>66</b>									
203	A	Ill.-Chicago	72 61	196	A	Oakland	75 71									
108	A	Youngstown St.	88 77	92	A	Wright St.	61 <b>66</b>									
293	A	Cleveland St.	83 51	203	H	Ill.-Chicago	55 53									
182	H	Milwaukee	60 <b>86</b>	230	H	Valparaiso	60 <b>61</b>									

Non-Div I Games: Ind.-Kokomo 104 33 West Virginia St. 92 47

Northern Ky.

Loss, Non-Conf, S Site, H Home A Away N Neutral

## Northwestern

Through Games Of Feb. 13, 2016

Average RPI Win: 173		WON-LOST	WINNING	LAST 10	STRENGTH OF	OPP. STRENGTH	TEAM	ADJ.	CONF.	ADJ CONF.
Average RPI Loss: 49		RECORD	PCT. RANK	GAMES	SCHEDULE	OF SCHEDULE	RPI	RPI	RPI	RPI
DIV. I ONLY		14- 11	140	2- 8	57	63	87	87	4	4
DIV. I NON-CONF.		11- 1	16	0- 0	218	216	59	59	4	4
TOTALS		RPI 1-25	RPI 26-50	W-L RECORDS		RPI 51-100	RPI 101-150	RPI 150+		
14- 11	1- 4	0- 2		OVERALL		1- 4	4- 1	8- 0		
8- 5	1- 1	0- 1		HOME		1- 3	1- 0	5- 0		
3- 6	0- 0	0- 0		AWAY		0- 0	2- 1	1- 0		
3- 0	0- 0	0- 0		NEUTRAL		0- 0	1- 0	2- 0		
11- 1	0- 1	0- 0		NON-CONFERENCE		0- 0	4- 0	7- 0		
6- 1	0- 1	0- 0		HOME		0- 0	1- 0	5- 0		
2- 0	0- 0	0- 0		AWAY		0- 0	2- 0	0- 0		
3- 0	0- 0	0- 0		NEUTRAL		0- 0	1- 0	2- 0		
3- 10	1- 3	0- 2		CONFERENCE		1- 4	0- 1	1- 0		
2- 4	1- 0	0- 1		HOME		1- 3	0- 0	0- 0		
1- 6	0- 3	0- 1		AWAY		0- 1	0- 1	1- 0		
0- 0	0- 0	0- 0		NEUTRAL		0- 0	0- 0	0- 0		

RPI	S	Opponent	Score	RPI	S	Opponent	Score	RPI	S	Opponent	Score	RPI	S	Opponent	Score
4	A	Ohio St.	73 76	40	A	Rutgers	59 61	51	H	Purdue	71 85	106	A	North Carolina	85 72
4	H	Ohio St.	86 82	43	H	Indiana	84 91	57	H	Iowa	64 79	115	H	Western Mich.	86 62
11	A	Maryland	62 80					74	H	Nebraska	85 62	121	N	Creighton	75 52
17	H	DePaul	64 77					81	A	Minnesota	92 95	131	A	Penn St.	72 79
25	A	Michigan St.	51 74					81	H	Minnesota	106 112	150	A	Loyola Chicago	81 72
												166	A	Illinois	69 59
												172	N	East Carolina	78 75
												173	N	Eastern Wash.	74 70
												182	H	Milwaukee	69 44
												222	H	Idaho St.	72 36
												296	H	UMKC	80 38
												316	H	Howard	89 49
												327	H	Alcorn	91 47
LAST 12 Division I GAMES:															
40	A	Rutgers	59 61	81	A	Minnesota	92 95								
81	H	Minnesota	106 112	11	A	Maryland	62 80								
166	A	Illinois	69 59	4	H	Ohio St.	86 82								
57	H	Iowa	64 79	25	A	Michigan St.	51 74								
4	A	Ohio St.	73 76	51	H	Purdue	71 85								
43	H	Indiana	84 91	74	H	Nebraska	85 62								

Non-Div I Games:

Northwestern

■ Loss, 
■ Non-Conf, 
■ S Site, 
■ H Home 
■ A Away 
N Neutral

Average RPI Win:	254	WON-LOST	WINNING	LAST 10	STRENGTH OF	OPP. STRENGTH	TEAM	ADJ.	CONF.	ADJ CONF.
Average RPI Loss:	134	RECORD	PCT. RANK	GAMES	SCHEDULE	OF SCHEDULE	RPI	RPI	RPI	RPI
DIV. I ONLY	10- 10	168	6- 4	72	320	124	124	28	28	
DIV. I NON-CONF.	2- 5	253	0- 0	4	289	129	129	26	26	
TOTALS	RPI 1-25	RPI 26-50	W-L RECORDS	RPI 51-100	RPI 101-150	RPI 150+				
10- 10	0- 2	0- 0	OVERALL	0- 1	1- 3	9- 4				
7- 1	0- 0	0- 0	HOME	0- 0	0- 1	7- 0				
3- 8	0- 1	0- 0	AWAY	0- 0	1- 0	2- 0				
0- 1	0- 0	0- 0	NEUTRAL	0- 0	0- 1	0- 0				
2- 5	0- 2	0- 0	NON-CONFERENCE	0- 0	0- 2	2- 1				
2- 0	0- 0	0- 0	HOME	0- 0	0- 0	2- 0				
0- 4	0- 2	0- 0	AWAY	0- 0	0- 1	0- 1				
0- 1	0- 0	0- 0	NEUTRAL	0- 0	0- 1	0- 0				
8- 5	0- 0	0- 0	CONFERENCE	0- 1	1- 1	7- 3				
5- 1	0- 0	0- 0	HOME	0- 0	0- 1	5- 0				
3- 4	0- 0	0- 0	AWAY	0- 1	1- 0	2- 3				
0- 0	0- 0	0- 0	NEUTRAL	0- 0	0- 0	0- 0				

RPI 1-25				RPI 26-50				RPI 51-100				RPI 101+ Team's RPI: 124			
RPI	S	Opponent	Score	RPI	S	Opponent	Score	RPI	S	Opponent	Score	RPI	S	Opponent	Score
5	A	Baylor	44 86					61	A	Abilene Christian	46 67	105	A	New Mexico St.	54 65
7	A	Texas	33 86									129	A	Central Ark.	60 56
												129	H	Central Ark.	49 74
												149	N	Long Beach St.	59 60
												156	A	SMU	36 74
												169	A	McNeese St.	74 78
												169	H	McNeese St.	85 64
												212	H	Grambling	71 62
												233	H	Sam Houston St.	69 49
												234	A	Stephen F. Austin	52 68
												243	H	Houston Baptist	55 44
												278	A	Lamar	73 51
												306	H	Southeastern La.	82 62
												319	A	Incarinate Word	53 48
												322	H	Jackson St.	59 54
												324	A	Nicholls St.	61 70
												326	H	A&M-Corpus Christi	60 43
LAST 12 Division I GAMES:															
169	H	McNeese St.	85 64	324	A	Nicholls St.	61 70								
129	A	Central Ark.	60 56	278	A	Lamar	73 51								
234	A	Stephen F. Austin	52 68	326	H	A&M-Corpus Christi	60 43								
306	H	Southeastern La.	82 62	319	A	Incarinate Word	53 48								
129	H	Central Ark.	49 74	61	A	Abilene Christian	46 67								
169	A	McNeese St.	74 78	233	H	Sam Houston St.	69 49								

Non-Div I Games: LeTourneau 73 44 Xavier (LA) 73 57 LSU-Alexandria 94 65 Central Baptist 86 56

Northwestern St.



Average RPI Win:	82	WON-LOST	WINNING	LAST 10	STRENGTH OF	OPP. STRENGTH	TEAM	ADJ.	CONF.	ADJ CONF.
Average RPI Loss:	2	RECORD	PCT. RANK	GAMES	SCHEDULE	OF SCHEDULE	RPI	RPI	RPI	RPI
DIV. I ONLY	23- 1	3	5- 0	3	1	1	1	5	5	
DIV. I NON-CONF.	12- 1	9	1- 0	8	2	2	2	5	5	
TOTALS	RPI 1-25	RPI 26-50	W-L RECORDS	RPI 51-100	RPI 101-150	RPI 150+				
23- 1	7- 1	2- 0	OVERALL	7- 0	5- 0	2- 0				
11- 0	5- 0	1- 0	HOME	3- 0	2- 0	0- 0				
10- 1	1- 1	1- 0	AWAY	4- 0	3- 0	1- 0				
2- 0	1- 0	0- 0	NEUTRAL	0- 0	0- 0	1- 0				
12- 1	5- 1	0- 0	NON-CONFERENCE	4- 0	1- 0	2- 0				
6- 0	4- 0	0- 0	HOME	1- 0	1- 0	0- 0				
4- 1	0- 1	0- 0	AWAY	3- 0	0- 0	1- 0				
2- 0	1- 0	0- 0	NEUTRAL	0- 0	0- 0	1- 0				
11- 0	2- 0	2- 0	CONFERENCE	3- 0	4- 0	0- 0				
5- 0	1- 0	1- 0	HOME	2- 0	1- 0	0- 0				
6- 0	1- 0	1- 0	AWAY	1- 0	3- 0	0- 0				
0- 0	0- 0	0- 0	NEUTRAL	0- 0	0- 0	0- 0				

RPI	S	Opponent	Score	RPI	S	Opponent	Score	RPI	S	Opponent	Score	RPI	S	Opponent	Score
2	A	UConn	81 91	37	H	North Carolina St.	82 46	63	A	South Dakota St.	75 64	101	A	Virginia	74 46
4	H	Ohio St.	75 72	47	A	Duke	68 61	79	A	Georgia Tech	54 42	106	H	North Carolina	88 54
8	H	Oregon St.	62 61					79	H	Georgia Tech	85 76	107	A	Boston College	63 50
10	N	UCLA	92 84					89	A	Saint Joseph's	91 55	113	H	Toledo	74 39
14	H	Tennessee	79 66					93	A	TCU	88 72	145	A	Pittsburgh	65 55
17	H	DePaul	95 90					94	H	Bucknell	85 54	230	A	Valparaiso	110 54
18	A	Louisville	66 61					96	H	Virginia Tech	80 41	310	N	Denver	94 52
24	H	Syracuse	90 62												
LAST 12 Division I GAMES:															
10	N	UCLA	92 84	24	H	Syracuse	90 62	14	H	Tennessee	79 66	107	A	Boston College	63 50
18	A	Louisville	66 61	14	H	Tennessee	79 66	106	H	North Carolina	88 54	101	A	Virginia	74 46
37	H	North Carolina St.	82 46	107	A	Boston College	63 50	145	A	Pittsburgh	65 55				
47	A	Duke	68 61	106	H	North Carolina	88 54								
79	A	Georgia Tech	54 42	101	A	Virginia	74 46								
96	H	Virginia Tech	80 41	145	A	Pittsburgh	65 55								

Non-Div I Games:

Notre Dame

Average RPI Win:	246	WON-LOST	WINNING	LAST 10	STRENGTH OF	OPP. STRENGTH	TEAM	ADJ.	CONF.	ADJ CONF.
Average RPI Loss:	153	RECORD	PCT. RANK	GAMES	SCHEDULE	OF SCHEDULE	RPI	RPI	RPI	RPI
DIV. I ONLY	12- 10	149	4- 6	293	185	196	196	14	14	
DIV. I NON-CONF.	6- 3	100	0- 0	340	292	227	227	15	15	
TOTALS	RPI 1-25	RPI 26-50	W-L RECORDS	RPI 51-100	RPI 101-150	RPI 150+				
12- 10	1- 1	0- 0	OVERALL	0- 2	0- 2	11- 5				
5- 5	0- 1	0- 0	HOME	0- 2	0- 1	5- 1				
7- 5	1- 0	0- 0	AWAY	0- 0	0- 1	6- 4				
0- 0	0- 0	0- 0	NEUTRAL	0- 0	0- 0	0- 0				
6- 3	0- 1	0- 0	NON-CONFERENCE	0- 1	0- 0	6- 1				
2- 2	0- 1	0- 0	HOME	0- 1	0- 0	2- 0				
4- 1	0- 0	0- 0	AWAY	0- 0	0- 0	4- 1				
0- 0	0- 0	0- 0	NEUTRAL	0- 0	0- 0	0- 0				
6- 7	1- 0	0- 0	CONFERENCE	0- 1	0- 2	5- 4				
3- 3	0- 0	0- 0	HOME	0- 1	0- 1	3- 1				
3- 4	1- 0	0- 0	AWAY	0- 0	0- 1	2- 3				
0- 0	0- 0	0- 0	NEUTRAL	0- 0	0- 0	0- 0				

RPI 1-25				RPI 26-50				RPI 51-100				RPI 101+ Team's RPI: 196			
RPI	S	Opponent	Score	RPI	S	Opponent	Score	RPI	S	Opponent	Score	RPI	S	Opponent	Score
20	A	Green Bay	58 56					68	H	Central Mich.	87 110	108	A	Youngstown St.	63 67
25	H	Michigan St.	62 82					92	H	Wright St.	72 77	108	H	Youngstown St.	77 96
												159	H	Northern Ky.	71 75
												176	A	Detroit	79 73
												182	A	Milwaukee	64 77
												203	A	Ill.-Chicago	78 76
												203	H	Ill.-Chicago	78 73
												230	A	Valparaiso	66 81
												230	H	Valparaiso	87 77
												236	H	Dartmouth	78 60
												263	A	Miami (OH)	54 65
												286	A	Vermont	74 68
												292	A	Niagara	77 67
												293	A	Cleveland St.	75 88
												293	H	Cleveland St.	79 69
												328	H	IPFW	81 74
												336	A	Chicago St.	74 51
												346	A	Norfolk St.	83 73
LAST 12 Division I GAMES:															
203	H	Ill.-Chicago	78 73	176	A	Detroit	79 73								
230	H	Valparaiso	87 77	92	H	Wright St.	72 77								
293	A	Cleveland St.	75 88	159	H	Northern Ky.	71 75								
108	A	Youngstown St.	63 67	230	A	Valparaiso	66 81								
182	A	Milwaukee	64 77	203	A	Ill.-Chicago	78 76								
20	A	Green Bay	58 56	293	H	Cleveland St.	79 69								

Non-Div I Games: Rochester College 83 49 Mich.-Dearborn 123 38

Oakland

Loss, Non-Conf, S Site, H Home A Away N Neutral

Through Games of Feb. 19, 1919										
Average RPI Win:	172	WON-LOST	WINNING	LAST 10	STRENGTH OF	OPP. STRENGTH	TEAM	ADJ.	CONF.	ADJ CONF.
Average RPI Loss:	97	RECORD	PCT. RANK	GAMES	SCHEDULE	OF SCHEDULE	RPI	RPI	RPI	RPI
DIV. I ONLY	19- 4	27	9- 1	115	106	27	27	11	11	
DIV. I NON-CONF.	8- 3	77	0- 0	187	62	65	65	13	13	
-----										
TOTALS	RPI 1-25	RPI 26-50		W-L RECORDS		RPI 51-100	RPI 101-150	RPI 150+		
19- 4	0- 1	1- 0		OVERALL		5- 1	4- 1	9- 1		
8- 0	0- 0	0- 0		HOME		3- 0	2- 0	3- 0		
7- 4	0- 0	0- 0		AWAY		1- 1	2- 0	4- 0		
4- 0	0- 0	1- 0		NEUTRAL		1- 0	0- 0	2- 0		
8- 3	0- 1	1- 0		NON-CONFERENCE		2- 1	0- 0	5- 1		
3- 0	0- 0	0- 0		HOME		1- 0	0- 0	2- 0		
1- 3	0- 1	0- 0		AWAY		0- 1	0- 0	1- 1		
4- 0	0- 0	1- 0		NEUTRAL		1- 0	0- 0	2- 0		
11- 1	0- 0	0- 0		CONFERENCE		3- 0	4- 1	4- 0		
5- 0	0- 0	0- 0		HOME		2- 0	2- 0	1- 0		
6- 1	0- 0	0- 0		AWAY		1- 0	2- 1	3- 0		
0- 0	0- 0	0- 0		NEUTRAL		0- 0	0- 0	0- 0		

RPI 1-25				RPI 26-50				Team's RPI: 27				RPI 51-100				RPI 101+			
RPI	S	Opponent	Score	RPI	S	Opponent	Score	RPI	S	Opponent	Score	RPI	S	Opponent	Score	RPI	S	Opponent	Score
21	A	Duquesne	47 64	43	N	Indiana	63 56	64	A	Vanderbilt	59 62	111	A	Eastern Mich.	71 64				
								66	N	FGCU	69 57	113	A	Toledo	77 57				
								68	H	Central Mich.	86 84	115	H	Western Mich.	73 63				
								71	H	Middle Tenn.	72 49	118	H	Akron	75 55				
								78	A	Ball St.	68 67	136	A	Buffalo	43 51				
								78	H	Ball St.	73 48	166	A	Illinois	53 62				
												172	N	East Carolina	64 61				
												250	A	Bowling Green	72 57				
												251	A	Northern Ill.	72 47				
												251	H	Northern Ill.	95 70				
												261	A	UNCW	75 59				
												272	H	Saint Francis (PA)	91 65				
												311	N	Winthrop	75 54				
												317	A	Kent St.	93 54				
												328	H	IPFW	79 52				
LAST 12 Division I GAMES:																			
113	A	Toledo	77 57	317	A	Kent St.	93 54												
251	H	Northern Ill.	95 70	68	H	Central Mich.	86 84												
136	A	Buffalo	43 51	111	A	Eastern Mich.	71 64												
78	A	Ball St.	68 67	250	A	Bowling Green	72 57												
118	H	Akron	75 55	78	H	Ball St.	73 48												
251	A	Northern Ill.	72 47	115	H	Western Mich.	73 63												

Non-Div I Games:

Ohio

■ Loss, 
 ■ Non-Conf, S Site, 
 ■ Home 
 ■ Away 
 N Neutral

Average RPI Win:	97	WON-LOST	WINNING	LAST 10	STRENGTH OF	OPP. STRENGTH	TEAM	ADJ.	CONF.	ADJ CONF.
Average RPI Loss:	23	RECORD	PCT. RANK	GAMES	SCHEDULE	OF SCHEDULE	RPI	RPI	RPI	RPI
DIV. I ONLY	20- 4	24	9- 1	2	12	4	4	4	4	4
DIV. I NON-CONF.	8- 3	77	0- 0	7	21	8	8	4	4	4
TOTALS	RPI 1-25	RPI 26-50	W-L RECORDS	RPI 51-100	RPI 101-150	RPI 150+				
20- 4	4- 3	4- 0	OVERALL	5- 1	3- 0	4- 0				
12- 1	2- 1	3- 0	HOME	2- 0	3- 0	2- 0				
6- 3	1- 2	1- 0	AWAY	2- 1	0- 0	2- 0				
2- 0	1- 0	0- 0	NEUTRAL	1- 0	0- 0	0- 0				
8- 3	1- 3	1- 0	NON-CONFERENCE	1- 0	2- 0	3- 0				
5- 1	0- 1	1- 0	HOME	0- 0	2- 0	2- 0				
1- 2	0- 2	0- 0	AWAY	0- 0	0- 0	1- 0				
2- 0	1- 0	0- 0	NEUTRAL	1- 0	0- 0	0- 0				
12- 1	3- 0	3- 0	CONFERENCE	4- 1	1- 0	1- 0				
7- 0	2- 0	2- 0	HOME	2- 0	1- 0	0- 0				
5- 1	1- 0	1- 0	AWAY	2- 1	0- 0	1- 0				
0- 0	0- 0	0- 0	NEUTRAL	0- 0	0- 0	0- 0				

RPI	S	Opponent	Score	RPI	S	Opponent	Score	RPI	S	Opponent	Score	RPI	S	Opponent	Score
1	A	Notre Dame	72 75	40	A	Rutgers	67 58	51	H	Purdue	90 70	101	H	Virginia	93 73
2	H	UConn	56 100	40	H	Rutgers	90 78	57	A	Iowa	98 81	104	H	Belmont	84 56
3	A	South Carolina	80 88	41	H	Princeton	90 70	77	A	Michigan	97 93	148	H	Wisconsin	87 61
11	A	Maryland	80 71	43	H	Indiana	97 70	87	A	Northwestern	82 86	166	A	Illinois	80 70
11	H	Maryland	94 86					87	H	Northwestern	76 73	213	A	Cincinnati	105 76
15	N	Texas A&M	95 80					99	N	Liberty	75 65	266	H	N.C. A&T	89 56
25	H	Michigan St.	85 80									343	H	Wagner	106 47
LAST 12 Division I GAMES:															
57	A	Iowa	98 81	77	A	Michigan	97 93								
11	H	Maryland	94 86	51	H	Purdue	90 70								
148	H	Wisconsin	87 61	87	A	Northwestern	82 86								
166	A	Illinois	80 70	40	H	Rutgers	90 78								
87	H	Northwestern	76 73	43	H	Indiana	97 70								
40	A	Rutgers	67 58	11	A	Maryland	80 71								

Non-Div I Games:

Ohio St.

■ Loss, 
■ Non-Conf, S Site, 
■ Home 
■ Away 
N Neutral

## Oklahoma

Through Games Of Feb. 13, 2016

Average RPI Win:	131	WON-LOST	WINNING	LAST 10	STRENGTH OF	OPP. STRENGTH	TEAM	ADJ.	CONF.	ADJ CONF.
Average RPI Loss:	47	RECORD	PCT. RANK	GAMES	SCHEDULE	OF SCHEDULE	RPI	RPI	RPI	RPI
DIV. I ONLY	16- 7	74	6- 4	43	13	29	29	3	3	
DIV. I NON-CONF.	9- 2	37	0- 0	175	23	58	58	3	3	
TOTALS	RPI 1-25	RPI 26-50	W-L RECORDS	RPI 51-100	RPI 101-150	RPI 150+				
16- 7	1- 5	3- 1	OVERALL	3- 0	4- 0	5- 1				
9- 2	1- 1	2- 0	HOME	1- 0	2- 0	3- 1				
5- 4	0- 3	1- 1	AWAY	1- 0	1- 0	2- 0				
2- 1	0- 1	0- 0	NEUTRAL	1- 0	1- 0	0- 0				
9- 2	1- 1	1- 0	NON-CONFERENCE	1- 0	2- 0	4- 1				
4- 1	1- 0	0- 0	HOME	0- 0	1- 0	2- 1				
3- 0	0- 0	1- 0	AWAY	0- 0	0- 0	2- 0				
2- 1	0- 1	0- 0	NEUTRAL	1- 0	1- 0	0- 0				
7- 5	0- 4	2- 1	CONFERENCE	2- 0	2- 0	1- 0				
5- 1	0- 1	2- 0	HOME	1- 0	1- 0	1- 0				
2- 4	0- 3	0- 1	AWAY	1- 0	1- 0	0- 0				
0- 0	0- 0	0- 0	NEUTRAL	0- 0	0- 0	0- 0				

RPI 1-25				RPI 26-50				Team's RPI: 29	RPI 51-100				RPI 101+			
RPI	S	Opponent	Score	RPI	S	Opponent	Score		RPI	S	Opponent	Score	RPI	S	Opponent	Score
5	A	Baylor	68 78	28	A	Washington	71 68		70	N	Utah	70 55	102	A	Iowa St.	77 71
7	A	Texas	76 83	34	H	West Virginia	57 54		93	A	TCU	78 65	107	N	Boston College	76 61
12	H	BYU	73 47	49	A	Kansas St.	71 87		93	H	TCU	77 64	133	H	Texas Tech	92 53
15	N	Texas A&M	68 74	49	H	Kansas St.	68 58						137	H	Little Rock	65 52
16	A	Oklahoma St.	42 73										185	A	Tulsa	75 62
16	H	Oklahoma St.	69 71										190	H	Kansas	67 44
													224	H	North Texas	57 61
													241	H	UTSA	80 41
													305	A	Bradley	79 46
													311	H	Winthrop	78 48
LAST 12 Division I GAMES:																
49	A	Kansas St.	71 87	133	H	Texas Tech	92 53									
93	H	TCU	77 64	16	A	Oklahoma St.	42 73									
16	H	Oklahoma St.	69 71	49	H	Kansas St.	68 58									
102	A	Iowa St.	77 71	93	A	TCU	78 65									
34	H	West Virginia	57 54	5	A	Baylor	68 78									
7	A	Texas	76 83	190	H	Kansas	67 44									

Non-Div I Games:

Oklahoma

■ Loss, 
 ■ Non-Conf, S Site, 
 ■ Home 
 ■ Away 
 N Neutral

Average RPI Win:	136	WON-LOST	WINNING	LAST 10	STRENGTH OF	OPP. STRENGTH	TEAM	ADJ.	CONF.	ADJ CONF.
Average RPI Loss:	41	RECORD	PCT. RANK	GAMES	SCHEDULE	OF SCHEDULE	RPI	RPI	RPI	RPI
DIV. I ONLY	19- 5	35	7- 3	39	43	16	16	3	3	
DIV. I NON-CONF.	10- 1	19	0- 0	179	169	36	36	3	3	
TOTALS	RPI 1-25	RPI 26-50	W-L RECORDS	RPI 51-100	RPI 101-150	RPI 150+				
19- 5	1- 2	3- 2	OVERALL	3- 0	5- 1	7- 0				
14- 1	1- 1	2- 0	HOME	2- 0	4- 0	5- 0				
5- 4	0- 1	1- 2	AWAY	1- 0	1- 1	2- 0				
0- 0	0- 0	0- 0	NEUTRAL	0- 0	0- 0	0- 0				
10- 1	0- 0	0- 1	NON-CONFERENCE	2- 0	2- 0	6- 0				
8- 0	0- 0	0- 0	HOME	1- 0	2- 0	5- 0				
2- 1	0- 0	0- 1	AWAY	1- 0	0- 0	1- 0				
0- 0	0- 0	0- 0	NEUTRAL	0- 0	0- 0	0- 0				
9- 4	1- 2	3- 1	CONFERENCE	1- 0	3- 1	1- 0				
6- 1	1- 1	2- 0	HOME	1- 0	2- 0	0- 0				
3- 3	0- 1	1- 1	AWAY	0- 0	1- 1	1- 0				
0- 0	0- 0	0- 0	NEUTRAL	0- 0	0- 0	0- 0				

RPI	S	Opponent	Score	RPI	S	Opponent	Score	RPI	S	Opponent	Score	RPI	S	Opponent	Score
5	H	Baylor	52 45	29	A	Oklahoma	71 69	69	H	Washington St.	70 60	102	A	Iowa St.	42 49
7	A	Texas	55 70	29	H	Oklahoma	73 42	83	A	Missouri St.	74 55	102	H	Iowa St.	79 76
7	H	Texas	48 78	34	H	West Virginia	63 51	93	H	TCU	80 52	106	H	North Carolina	77 67
				42	A	South Fla.	46 68					133	A	Texas Tech	69 46
				49	A	Kansas St.	44 47					133	H	Texas Tech	70 57
												141	H	Oral Roberts	59 55
												167	H	SIUE	86 61
												190	A	Kansas	74 46
												204	H	UTRGV	78 54
												228	H	Texas Southern	87 52
												268	A	UCF	74 55
												278	H	Lamar	90 45
												300	H	Savannah St.	76 48
LAST 12 Division I GAMES:															
34	H	West Virginia	63 51	102	H	Iowa St.	79 76								
7	A	Texas	55 70	29	H	Oklahoma	73 42								
133	H	Texas Tech	70 57	49	A	Kansas St.	44 47								
29	A	Oklahoma	71 69	7	H	Texas	48 78								
93	H	TCU	80 52	133	A	Texas Tech	69 46								
190	A	Kansas	74 46	102	A	Iowa St.	42 49								

Non-Div I Games:

Oklahoma St.

Average RPI Win:	210	WON-LOST	WINNING	LAST 10	STRENGTH OF	OPP. STRENGTH	TEAM	ADJ.	CONF.	ADJ CONF.
Average RPI Loss:	128	RECORD	PCT. RANK	GAMES	SCHEDULE	OF SCHEDULE	RPI	RPI	RPI	RPI
DIV. I ONLY	11- 13	194	6- 4	128	166	161	161	12	12	
DIV. I NON-CONF.	4- 8	234	0- 0	152	266	217	217	10	10	
TOTALS	RPI 1-25	RPI 26-50	W-L RECORDS	RPI 51-100	RPI 101-150	RPI 150+				
11- 13	0- 1	0- 1	OVERALL	3- 3	0- 4	8- 4				
6- 3	0- 0	0- 1	HOME	1- 0	0- 1	5- 1				
5- 7	0- 0	0- 0	AWAY	2- 2	0- 2	3- 3				
0- 3	0- 1	0- 0	NEUTRAL	0- 1	0- 1	0- 0				
4- 8	0- 1	0- 1	NON-CONFERENCE	0- 2	0- 2	4- 2				
2- 2	0- 0	0- 1	HOME	0- 0	0- 1	2- 0				
2- 3	0- 0	0- 0	AWAY	0- 1	0- 0	2- 2				
0- 3	0- 1	0- 0	NEUTRAL	0- 1	0- 1	0- 0				
7- 5	0- 0	0- 0	CONFERENCE	3- 1	0- 2	4- 2				
4- 1	0- 0	0- 0	HOME	1- 0	0- 0	3- 1				
3- 4	0- 0	0- 0	AWAY	2- 1	0- 2	1- 1				
0- 0	0- 0	0- 0	NEUTRAL	0- 0	0- 0	0- 0				

RPI 1-25				RPI 26-50				RPI 51-100				RPI 101+				Team's RPI: 161	
RPI	S	Opponent	Score	RPI	S	Opponent	Score	RPI	S	Opponent	Score	RPI	S	Opponent	Score		
11	N	Maryland	49 95	32	H	Miami (FL)	35 61	54	A	Western Ky.	51 68	139	A	Marshall	62 80		
								63	N	South Dakota St.	39 71	140	H	ETSU	52 56		
								71	A	Middle Tenn.	61 58	144	A	UAB	55 58		
								90	A	Charlotte	71 59	145	N	Pittsburgh	58 67		
								90	H	Charlotte	94 85	153	H	Southern Miss.	53 45		
								97	A	VCU	54 74	171	H	Fla. Atlantic	85 45		
												174	H	Louisiana Tech	51 69		
												200	A	William & Mary	64 75		
												224	A	North Texas	65 48		
												226	A	Richmond	57 62		
												237	A	Rice	46 68		
												259	H	Loyola Maryland	64 41		
												290	H	FIU	84 49		
												302	A	UMES	69 52		
												316	A	Howard	83 64		
												343	H	Wagner	71 57		
LAST 12 Division I GAMES:																	
				237	A	Rice	46 68					54	A	Western Ky.	51 68		
				224	A	North Texas	65 48					71	A	Middle Tenn.	61 58		
				90	H	Charlotte	94 85					144	A	UAB	55 58		
				290	H	FIU	84 49					153	H	Southern Miss.	53 45		
				171	H	Fla. Atlantic	85 45					174	H	Louisiana Tech	51 69		
				139	A	Marshall	62 80					90	A	Charlotte	71 59		

Non-Div I Games:

Old Dominion

■ Loss, 
 ■ Non-Conf, 
 S Site, 
 ■ Home 
 ■ Away 
 N Neutral

Average RPI Win:	215	WON-LOST	WINNING	LAST 10	STRENGTH OF	OPP. STRENGTH	TEAM	ADJ.	CONF.	ADJ CONF.
Average RPI Loss:	70	RECORD	PCT. RANK	GAMES	SCHEDULE	OF SCHEDULE	RPI	RPI	RPI	RPI
DIV. I ONLY	10- 14	219	1- 9	61	95	160	160	2	2	
DIV. I NON-CONF.	8- 5	119	1- 0	239	327	195	195	2	2	
TOTALS	RPI 1-25	RPI 26-50	W-L RECORDS	RPI 51-100	RPI 101-150	RPI 150+				
10- 14	1- 4	0- 2	OVERALL	2- 4	1- 2	6- 2				
8- 6	1- 1	0- 1	HOME	2- 3	0- 0	5- 1				
2- 8	0- 3	0- 1	AWAY	0- 1	1- 2	1- 1				
0- 0	0- 0	0- 0	NEUTRAL	0- 0	0- 0	0- 0				
8- 5	0- 0	0- 0	NON-CONFERENCE	1- 3	1- 0	6- 2				
6- 3	0- 0	0- 0	HOME	1- 2	0- 0	5- 1				
2- 2	0- 0	0- 0	AWAY	0- 1	1- 0	1- 1				
0- 0	0- 0	0- 0	NEUTRAL	0- 0	0- 0	0- 0				
2- 9	1- 4	0- 2	CONFERENCE	1- 1	0- 2	0- 0				
2- 3	1- 1	0- 1	HOME	1- 1	0- 0	0- 0				
0- 6	0- 3	0- 1	AWAY	0- 0	0- 2	0- 0				
0- 0	0- 0	0- 0	NEUTRAL	0- 0	0- 0	0- 0				

RPI	S	Opponent	Score	RPI	S	Opponent	Score	RPI	S	Opponent	Score	RPI	S	Opponent	Score	Team's RPI: 160
3	A	South Carolina	62 81	26	A	Georgia	56 70	54	H	Western Ky.	59 53	120	A	LSU	57 76	
15	A	Texas A&M	58 81	31	H	Missouri	46 60	55	H	Auburn	60 65	128	A	Stony Brook	72 57	
19	H	Florida	65 85					64	H	Vanderbilt	55 52	147	A	Alabama	37 48	
22	H	Kentucky	73 65					71	A	Middle Tenn.	75 84	152	H	La.-Lafayette	78 82	
23	A	Mississippi St.	51 79					82	H	Tulane	59 61	153	A	Southern Miss.	38 57	
								83	H	Missouri St.	78 91	169	H	McNeese St.	96 56	
												334	H	Ark.-Pine Bluff	80 45	
												340	H	New Orleans	97 59	
												343	A	Wagner	86 49	
												344	H	Alabama A&M	103 42	
												349	H	Mississippi Val.	97 61	
LAST 12 Division I GAMES:																
55	H	Auburn	60 65	23	A	Mississippi St.	51 79									
26	A	Georgia	56 70	15	A	Texas A&M	58 81									
147	A	Alabama	37 48	19	H	Florida	65 85									
31	H	Missouri	46 60	120	A	LSU	57 76									
3	A	South Carolina	62 81	64	H	Vanderbilt	55 52									
22	H	Kentucky	73 65	344	H	Alabama A&M	103 42									

Non-Div I Games:

Ole Miss

■ Loss, 
 ■ Non-Conf, 
 ■ S Site, 
 ■ H Home 
 ■ A Away 
 N Neutral



Average RPI Win:	297	WON-LOST	WINNING	LAST 10	STRENGTH OF	OPP. STRENGTH	TEAM	ADJ.	CONF.	ADJ CONF.
Average RPI Loss:	138	RECORD	PCT. RANK	GAMES	SCHEDULE	OF SCHEDULE	RPI	RPI	RPI	RPI
DIV. I ONLY	10- 12	201	3- 7	287	244	262	262	18	18	
DIV. I NON-CONF.	5- 5	160	0- 0	334	268	282	282	19	19	
TOTALS	RPI 1-25	RPI 26-50	W-L RECORDS	RPI 51-100	RPI 101-150	RPI 150+				
10- 12	0- 0	0- 0	OVERALL	0- 4	0- 4	10- 4				
7- 5	0- 0	0- 0	HOME	0- 2	0- 2	7- 1				
2- 6	0- 0	0- 0	AWAY	0- 2	0- 2	2- 2				
1- 1	0- 0	0- 0	NEUTRAL	0- 0	0- 0	1- 1				
5- 5	0- 0	0- 0	NON-CONFERENCE	0- 0	0- 2	5- 3				
3- 2	0- 0	0- 0	HOME	0- 0	0- 1	3- 1				
1- 2	0- 0	0- 0	AWAY	0- 0	0- 1	1- 1				
1- 1	0- 0	0- 0	NEUTRAL	0- 0	0- 0	1- 1				
5- 7	0- 0	0- 0	CONFERENCE	0- 4	0- 2	5- 1				
4- 3	0- 0	0- 0	HOME	0- 2	0- 1	4- 0				
1- 4	0- 0	0- 0	AWAY	0- 2	0- 1	1- 1				
0- 0	0- 0	0- 0	NEUTRAL	0- 0	0- 0	0- 0				

RPI 1-25				RPI 26-50				RPI 51-100				RPI 101+ Team's RPI: 262			
RPI	S	Opponent	Score	RPI	S	Opponent	Score	RPI	S	Opponent	Score	RPI	S	Opponent	Score
								63	A	South Dakota St.	58 68	116	A	IUPUI	59 75
								63	H	South Dakota St.	47 65	121	H	Creighton	46 69
								80	A	South Dakota	76 82	130	A	North Dakota	52 67
								80	H	South Dakota	55 70	141	H	Oral Roberts	65 67
												167	A	SIUE	86 90
												221	H	Utah Valley	59 74
												227	A	Western Ill.	55 74
												227	H	Western Ill.	79 66
												243	N	Houston Baptist	51 64
												248	A	Indiana St.	51 50
												268	H	UCF	75 60
												296	H	UMKC	57 42
												310	H	Denver	67 55
												314	N	Illinois St.	60 56
												315	H	North Dakota St.	77 52
												328	A	IPFW	60 58
												328	H	IPFW	71 64
												337	H	Eastern Ill.	76 67
LAST 12 Division I GAMES:															
328	H	IPFW	71 64	310	H	Denver	67 55								
80	H	South Dakota	55 70	116	A	IUPUI	59 75								
63	H	South Dakota St.	47 65	80	A	South Dakota	76 82								
227	A	Western Ill.	55 74	63	A	South Dakota St.	58 68								
328	A	IPFW	60 58	227	H	Western Ill.	79 66								
141	H	Oral Roberts	65 67	315	H	North Dakota St.	77 52								

Non-Div I Games: Midland 58 53 Waldorf 97 32

Omaha

Loss, Non-Conf, S Site, H Home A Away N Neutral

Oral Roberts

Through Games Of Feb. 13, 2016

Average RPI Win:	241	WON-LOST	WINNING	LAST 10	STRENGTH OF	OPP. STRENGTH	TEAM	ADJ.	CONF.	ADJ CONF.
Average RPI Loss:	103	RECORD	PCT. RANK	GAMES	SCHEDULE	OF SCHEDULE	RPI	RPI	RPI	RPI
DIV. I ONLY	10- 13	206	6- 4	122	139	141	141	18	18	
DIV. I NON-CONF.	2- 8	290	0- 0	100	11	175	175	19	19	
TOTALS	RPI 1-25	RPI 26-50	W-L RECORDS	RPI 51-100	RPI 101-150	RPI 150+				
10- 13	0- 2	0- 0	OVERALL	1- 5	1- 4	8- 2				
4- 3	0- 0	0- 0	HOME	1- 1	0- 2	3- 0				
6- 10	0- 2	0- 0	AWAY	0- 4	1- 2	5- 2				
0- 0	0- 0	0- 0	NEUTRAL	0- 0	0- 0	0- 0				
2- 8	0- 2	0- 0	NON-CONFERENCE	0- 2	0- 3	2- 1				
0- 1	0- 0	0- 0	HOME	0- 0	0- 1	0- 0				
2- 7	0- 2	0- 0	AWAY	0- 2	0- 2	2- 1				
0- 0	0- 0	0- 0	NEUTRAL	0- 0	0- 0	0- 0				
8- 5	0- 0	0- 0	CONFERENCE	1- 3	1- 1	6- 1				
4- 2	0- 0	0- 0	HOME	1- 1	0- 1	3- 0				
4- 3	0- 0	0- 0	AWAY	0- 2	1- 0	3- 1				
0- 0	0- 0	0- 0	NEUTRAL	0- 0	0- 0	0- 0				

RPI 1-25				RPI 26-50				RPI 51-100				RPI 101+ Team's RPI: 141			
RPI	S	Opponent	Score	RPI	S	Opponent	Score	RPI	S	Opponent	Score	RPI	S	Opponent	Score
5	A	Baylor	39 97					63	A	South Dakota St.	48 60	111	A	Eastern Mich.	69 77
16	A	Oklahoma St.	55 59					63	H	South Dakota St.	50 68	116	A	IUPUI	52 47
								77	A	Michigan	44 61	116	H	IUPUI	54 57
								80	A	South Dakota	48 71	132	A	Arkansas	50 65
								80	H	South Dakota	60 56	137	H	Little Rock	52 66
								83	A	Missouri St.	64 72	185	A	Tulsa	59 53
												190	A	Kansas	70 63
												227	A	Western Ill.	61 72
												229	A	Grand Canyon	64 66
												262	A	Omaha	67 65
												310	A	Denver	59 56
												310	H	Denver	65 33
												315	A	North Dakota St.	52 42
												315	H	North Dakota St.	59 58
												328	H	IPFW	61 59
LAST 12 Division I GAMES:															
				80	A	South Dakota	48 71	310	H	Denver	65 33				
				63	A	South Dakota St.	48 60	262	A	Omaha	67 65				
				310	A	Denver	59 56	328	H	IPFW	61 59				
				315	H	North Dakota St.	59 58	315	A	North Dakota St.	52 42				
				116	H	IUPUI	54 57	80	H	South Dakota	60 56				
				63	H	South Dakota St.	50 68	116	A	IUPUI	52 47				

Non-Div I Games: Lyon 49 68 Evangel 89 46

Oral Roberts

Loss, Non-Conf, S Site, H Home A Away N Neutral

Average RPI Win: 158		WON-LOST	WINNING	LAST 10	STRENGTH OF	OPP. STRENGTH	TEAM	ADJ.	CONF.	ADJ CONF.
Average RPI Loss: 13		RECORD	PCT. RANK	GAMES	SCHEDULE	OF SCHEDULE	RPI	RPI	RPI	RPI
DIV. I ONLY		18- 6	45	7- 3	106	9	58	58	1	1
DIV. I NON-CONF.		11- 0	1	0- 0	327	52	75	75	1	1
TOTALS		RPI 1-25	RPI 26-50		W-L RECORDS		RPI 51-100	RPI 101-150	RPI 150+	
18- 6	0- 5	1- 1		OVERALL		5- 0	3- 0	9- 0		
13- 3	0- 3	0- 0		HOME		3- 0	2- 0	8- 0		
5- 3	0- 2	1- 1		AWAY		2- 0	1- 0	1- 0		
0- 0	0- 0	0- 0		NEUTRAL		0- 0	0- 0	0- 0		
11- 0	0- 0	0- 0		NON-CONFERENCE		1- 0	2- 0	8- 0		
10- 0	0- 0	0- 0		HOME		1- 0	1- 0	8- 0		
1- 0	0- 0	0- 0		AWAY		0- 0	1- 0	0- 0		
0- 0	0- 0	0- 0		NEUTRAL		0- 0	0- 0	0- 0		
7- 6	0- 5	1- 1		CONFERENCE		4- 0	1- 0	1- 0		
3- 3	0- 3	0- 0		HOME		2- 0	1- 0	0- 0		
4- 3	0- 2	1- 1		AWAY		2- 0	0- 0	1- 0		
0- 0	0- 0	0- 0		NEUTRAL		0- 0	0- 0	0- 0		

RPI 1-25				RPI 26-50				RPI 51-100				Team's RPI: 58		RPI 101+			
RPI	S	Opponent	Score	RPI	S	Opponent	Score	RPI	S	Opponent	Score	RPI	S	Opponent	Score		
6	H	Stanford	62 64	28	A	Washington	75 63	67	H	UC Riverside	95 81	106	A	North Carolina	79 77		
8	A	Oregon St.	33 60	38	A	Southern California	67 74	69	A	Washington St.	73 48	109	H	Arizona	76 54		
8	H	Oregon St.	45 59					70	A	Utah	77 65	130	H	North Dakota	77 51		
9	H	Arizona St.	58 63					70	H	Utah	69 58	163	H	Hampton	86 51		
10	A	UCLA	69 80					76	H	California	69 59	175	A	Colorado	59 46		
LAST 12 Division I GAMES:																	
				70	H	Utah	69 58	175	A	Colorado	59 46						
				28	A	Washington	75 63	76	H	California	69 59						
				69	A	Washington St.	73 48	6	H	Stanford	62 64						
				109	H	Arizona	76 54	8	H	Oregon St.	45 59						
				9	H	Arizona St.	58 63	8	A	Oregon St.	33 60						
				70	A	Utah	77 65	38	A	Southern California	67 74						

Non-Div I Games:

Oregon

Loss, Non-Conf, S Site, H Home A Away N Neutral

Average RPI Win:	114	WON-LOST	WINNING	LAST 10	STRENGTH OF	OPP. STRENGTH	TEAM	ADJ.	CONF.	ADJ CONF.
Average RPI Loss:	8	RECORD	PCT. RANK	GAMES	SCHEDULE	OF SCHEDULE	RPI	RPI	RPI	RPI
DIV. I ONLY	21- 3	11	10- 0	48	5	8	8	1	1	
DIV. I NON-CONF.	9- 2	37	0- 0	121	22	45	45	1	1	
TOTALS	RPI 1-25	RPI 26-50	W-L RECORDS	RPI 51-100	RPI 101-150	RPI 150+				
21- 3	2- 3	2- 0	OVERALL	8- 0	3- 0	6- 0				
11- 1	2- 1	0- 0	HOME	3- 0	2- 0	4- 0				
8- 2	0- 2	2- 0	AWAY	4- 0	0- 0	2- 0				
2- 0	0- 0	0- 0	NEUTRAL	1- 0	1- 0	0- 0				
9- 2	0- 2	0- 0	NON-CONFERENCE	3- 0	2- 0	4- 0				
5- 1	0- 1	0- 0	HOME	1- 0	1- 0	3- 0				
2- 1	0- 1	0- 0	AWAY	1- 0	0- 0	1- 0				
2- 0	0- 0	0- 0	NEUTRAL	1- 0	1- 0	0- 0				
12- 1	2- 1	2- 0	CONFERENCE	5- 0	1- 0	2- 0				
6- 0	2- 0	0- 0	HOME	2- 0	1- 0	1- 0				
6- 1	0- 1	2- 0	AWAY	3- 0	0- 0	1- 0				
0- 0	0- 0	0- 0	NEUTRAL	0- 0	0- 0	0- 0				

RPI	S	Opponent	Score
1	A	Notre Dame	61 62
6	H	Stanford	58 50
9	H	Arizona St.	67 44
10	A	UCLA	51 71
14	H	Tennessee	50 53

RPI	S	Opponent	Score
28	A	Washington	61 53
38	A	Southern California	57 49

RPI	S	Opponent	Score
58	A	Oregon	59 45
58	H	Oregon	60 33
65	N	Hofstra	73 50
67	H	UC Riverside	86 65
69	A	Washington St.	54 45
70	A	Utah	62 53
76	H	California	70 48
86	A	Marquette	65 58

RPI	S	Opponent	Score
109	H	Arizona	71 43
132	N	Arkansas	63 47
135	H	Idaho	69 44
175	A	Colorado	61 47
175	H	Colorado	73 50
198	H	Cal Poly	80 43
245	H	CSU Bakersfield	75 51
282	A	Portland	94 50
318	H	Longwood	110 45

## LAST 12 Division I GAMES:

175	H	Colorado	73 50	70	A	Utah	62 53
69	A	Washington St.	54 45	6	H	Stanford	58 50
28	A	Washington	61 53	76	H	California	70 48
9	H	Arizona St.	67 44	58	A	Oregon	59 45
109	H	Arizona	71 43	58	H	Oregon	60 33
175	A	Colorado	61 47	10	A	UCLA	51 71

Non-Div I Games:

Oregon St.

■ Loss, 
 ■ Non-Conf, S Site, 
 ■ Home 
 ■ Away 
 N Neutral

## Pacific

Through Games Of Feb. 13, 2016

Average RPI Win:	218	WON-LOST	WINNING	LAST 10	STRENGTH OF	OPP. STRENGTH	TEAM	ADJ.	CONF.	ADJ CONF.
Average RPI Loss:	116	RECORD	PCT. RANK	GAMES	SCHEDULE	OF SCHEDULE	RPI	RPI	RPI	RPI
DIV. I ONLY	10- 14	219	3- 7	101	140	158	158	9	9	
DIV. I NON-CONF.	6- 4	125	0- 0	216	278	124	124	9	9	
TOTALS	RPI 1-25	RPI 26-50	W-L RECORDS	RPI 51-100	RPI 101-150	RPI 150+				
10- 14	0- 2	0- 0	OVERALL	1- 6	1- 2	8- 4				
4- 5	0- 1	0- 0	HOME	1- 2	0- 1	3- 1				
6- 9	0- 0	0- 0	AWAY	0- 0	1- 0	5- 0				
0- 0	0- 0	0- 0	NEUTRAL	0- 0	0- 0	0- 0				
6- 4	0- 0	0- 0	NON-CONFERENCE	0- 0	1- 2	5- 2				
2- 1	0- 0	0- 0	HOME	0- 0	0- 1	2- 0				
4- 3	0- 0	0- 0	AWAY	0- 0	1- 1	3- 2				
0- 0	0- 0	0- 0	NEUTRAL	0- 0	0- 0	0- 0				
4- 10	0- 2	0- 0	CONFERENCE	1- 6	0- 0	3- 2				
2- 4	0- 1	0- 0	HOME	1- 2	0- 0	1- 1				
2- 6	0- 1	0- 0	AWAY	0- 4	0- 0	2- 1				
0- 0	0- 0	0- 0	NEUTRAL	0- 0	0- 0	0- 0				

RPI 1-25				RPI 26-50				RPI 51-100				RPI 101+ Team's RPI: 158			
RPI	S	Opponent	Score	RPI	S	Opponent	Score	RPI	S	Opponent	Score	RPI	S	Opponent	Score
12	A	BYU	62 79					56	A	Santa Clara	52 76	106	A	North Carolina	66 63
12	H	BYU	57 67					59	A	St. Mary's (CA)	75 83	109	A	Arizona	56 69
								59	H	St. Mary's (CA)	73 82	149	H	Long Beach St.	60 68
								84	A	San Diego	56 69	189	A	UC Davis	66 53
								84	H	San Diego	56 59	194	H	San Jose St.	81 69
								95	A	Gonzaga	61 68	208	A	Montana	54 64
								98	H	San Francisco	70 57	210	A	Gardner-Webb	84 77
												215	A	Utah St.	70 78
												239	A	Loyola Marymount	88 96
												239	H	Loyola Marymount	60 63
												245	A	CSU Bakersfield	80 74
												265	A	Pepperdine	92 64
												265	H	Pepperdine	65 62
												282	A	Portland	72 64
												329	H	Nevada	74 52
LAST 12 Division I GAMES:															
265	A	Pepperdine	92 64	282	A	Portland	72 64								
239	A	Loyola Marymount	88 96	59	H	St. Mary's (CA)	73 82								
84	H	San Diego	56 59	239	H	Loyola Marymount	60 63								
12	H	BYU	57 67	265	H	Pepperdine	65 62								
59	A	St. Mary's (CA)	75 83	12	A	BYU	62 79								
95	A	Gonzaga	61 68	84	A	San Diego	56 69								

Non-Div I Games: Stanislaus St. 74 61

Pacific

■ Loss, 
 ■ Non-Conf, S Site, 
 ■ Home 
 ■ Away 
 N Neutral

Average RPI Win:	180	WON-LOST	WINNING	LAST 10	STRENGTH OF	OPP. STRENGTH	TEAM	ADJ.	CONF.	ADJ CONF.
Average RPI Loss:	63	RECORD	PCT. RANK	GAMES	SCHEDULE	OF SCHEDULE	RPI	RPI	RPI	RPI
DIV. I ONLY	17- 3	16	9- 1	104	143	36	36	10	10	
DIV. I NON-CONF.	10- 3	61	3- 1	155	127	62	62	11	11	
TOTALS	RPI 1-25	RPI 26-50	W-L RECORDS	RPI 51-100	RPI 101-150	RPI 150+				
17- 3	0- 0	2- 1	OVERALL	2- 2	2- 0	11- 0				
10- 1	0- 0	2- 1	HOME	1- 0	0- 0	7- 0				
7- 2	0- 0	0- 0	AWAY	1- 2	2- 0	4- 0				
0- 0	0- 0	0- 0	NEUTRAL	0- 0	0- 0	0- 0				
10- 3	0- 0	1- 1	NON-CONFERENCE	2- 2	1- 0	6- 0				
5- 1	0- 0	1- 1	HOME	1- 0	0- 0	3- 0				
5- 2	0- 0	0- 0	AWAY	1- 2	1- 0	3- 0				
0- 0	0- 0	0- 0	NEUTRAL	0- 0	0- 0	0- 0				
7- 0	0- 0	1- 0	CONFERENCE	0- 0	1- 0	5- 0				
5- 0	0- 0	1- 0	HOME	0- 0	0- 0	4- 0				
2- 0	0- 0	0- 0	AWAY	0- 0	1- 0	1- 0				
0- 0	0- 0	0- 0	NEUTRAL	0- 0	0- 0	0- 0				

RPI S	Opponent	Score	RPI S	Opponent	Score	Team's RPI: 36	RPI S	Opponent	Score	RPI S	Opponent	Score
41	H Princeton	50 48	46	H Colorado St.	49 48		53	A Villanova	46 66	117	A Harvard	68 48
47	H Duke	50 57					62	A Temple	60 54	127	A Hawaii	64 54
							85	H Drexel	72 67	154	H Cornell	65 50
							89	A Saint Joseph's	46 50	157	H Yale	68 49
										168	A UMBC	81 46
										192	H Brown	66 49
										219	H Columbia	71 51
										236	A Dartmouth	56 41
										244	H Navy	57 43
										258	A New Hampshire	67 60
										279	A La Salle	78 68
										331	H Lafayette	54 37
										343	H Wagner	78 50
LAST 12 Division I GAMES:												
154	H Cornell	65 50	53	A Villanova	46 66							
219	H Columbia	71 51	62	A Temple	60 54							
236	A Dartmouth	56 41	279	A La Salle	78 68							
117	A Harvard	68 48	41	H Princeton	50 48							
192	H Brown	66 49	127	A Hawaii	64 54							
157	H Yale	68 49	343	H Wagner	78 50							

Non-Div I Games: BYU-Hawaii 73 41

Penn

Average RPI Win:	153	WON-LOST	WINNING	LAST 10	STRENGTH OF	OPP. STRENGTH	TEAM	ADJ.	CONF.	ADJ CONF.
Average RPI Loss:	71	RECORD	PCT. RANK	GAMES	SCHEDULE	OF SCHEDULE	RPI	RPI	RPI	RPI
DIV. I ONLY	9- 15	244	1- 4	27	49	131	131	4	4	
DIV. I NON-CONF.	5- 6	180	0- 1	48	114	149	149	4	4	
TOTALS	RPI 1-25	RPI 26-50	W-L RECORDS	RPI 51-100	RPI 101-150	RPI 150+				
9- 15	1- 4	0- 3	OVERALL	2- 6	1- 1	5- 1				
6- 7	0- 2	0- 1	HOME	1- 4	1- 0	4- 0				
3- 7	1- 1	0- 2	AWAY	1- 2	0- 1	1- 1				
0- 1	0- 1	0- 0	NEUTRAL	0- 0	0- 0	0- 0				
5- 6	0- 2	0- 2	NON-CONFERENCE	0- 1	1- 0	4- 1				
5- 1	0- 0	0- 0	HOME	0- 1	1- 0	4- 0				
0- 4	0- 1	0- 2	AWAY	0- 0	0- 0	0- 1				
0- 1	0- 1	0- 0	NEUTRAL	0- 0	0- 0	0- 0				
4- 9	1- 2	0- 1	CONFERENCE	2- 5	0- 1	1- 0				
1- 6	0- 2	0- 1	HOME	1- 3	0- 0	0- 0				
3- 3	1- 0	0- 0	AWAY	1- 2	0- 1	1- 0				
0- 0	0- 0	0- 0	NEUTRAL	0- 0	0- 0	0- 0				

RPI S	Opponent	Score	RPI S	Opponent	Score	RPI S	Opponent	Score	RPI S	Opponent	Score	Team's RPI: 131
11	H Maryland	53 89	39	A St. Bonaventure	60 70	51	H Purdue	78 88	108	H Youngstown St.	68 51	
12	N BYU	51 63	40	H Rutgers	62 74	57	A Iowa	82 69	148	A Wisconsin	62 82	
14	A Tennessee	66 74	42	A South Fla.	79 101	74	A Nebraska	69 87	165	H Fordham	75 59	
25	A Michigan St.	65 61				74	H Nebraska	78 83	166	A Illinois	65 56	
25	H Michigan St.	55 71				77	H Michigan	87 91	242	H Holy Cross	86 82	
						81	A Minnesota	85 98	253	H Sacred Heart	83 46	
						87	H Northwestern	79 72	276	H Central Conn. St.	73 47	
						96	H Virginia Tech	59 64	288	A CSUN	73 81	
LAST 12 Division I GAMES:												
12	N BYU	51 63	166	A Illinois	65 56							
25	A Michigan St.	65 61	57	A Iowa	82 69							
40	H Rutgers	62 74	77	H Michigan	87 91							
74	A Nebraska	69 87	74	H Nebraska	78 83							
51	H Purdue	78 88	148	A Wisconsin	62 82							
11	H Maryland	53 89	25	H Michigan St.	55 71							

Non-Div I Games:

Penn St.

Pepperdine

Through Games Of Feb. 13, 2016

Average RPI Win:	249	WON-LOST	WINNING	LAST 10	STRENGTH OF	OPP. STRENGTH	TEAM	ADJ.	CONF.	ADJ CONF.
Average RPI Loss:	120	RECORD	PCT. RANK	GAMES	SCHEDULE	OF SCHEDULE	RPI	RPI	RPI	RPI
DIV. I ONLY	6- 19	296	1- 6	127	126	265	265	9	9	
DIV. I NON-CONF.	4- 6	201	0- 1	254	277	248	248	9	9	
TOTALS	RPI 1-25	RPI 26-50	W-L RECORDS	RPI 51-100	RPI 101-150	RPI 150+				
6- 19	0- 2	0- 0	OVERALL	1- 9	0- 0	5- 8				
5- 7	0- 1	0- 0	HOME	1- 4	0- 0	4- 2				
1- 11	0- 1	0- 0	AWAY	0- 5	0- 0	1- 5				
0- 1	0- 0	0- 0	NEUTRAL	0- 0	0- 0	0- 1				
4- 6	0- 0	0- 0	NON-CONFERENCE	0- 2	0- 0	4- 4				
3- 1	0- 0	0- 0	HOME	0- 0	0- 0	3- 1				
1- 4	0- 0	0- 0	AWAY	0- 2	0- 0	1- 2				
0- 1	0- 0	0- 0	NEUTRAL	0- 0	0- 0	0- 1				
2- 13	0- 2	0- 0	CONFERENCE	1- 7	0- 0	1- 4				
2- 6	0- 1	0- 0	HOME	1- 4	0- 0	1- 1				
0- 7	0- 1	0- 0	AWAY	0- 3	0- 0	0- 3				
0- 0	0- 0	0- 0	NEUTRAL	0- 0	0- 0	0- 0				

RPI 1-25				RPI 26-50				RPI 51-100				RPI 101+ Team's RPI: 265			
RPI	S	Opponent	Score	RPI	S	Opponent	Score	RPI	S	Opponent	Score	RPI	S	Opponent	Score
12	A	BYU	64 69					52	A	Albany (NY)	49 64	158	A	Pacific	62 65
12	H	BYU	66 77					56	H	Santa Clara	60 62	158	H	Pacific	64 92
								59	A	St. Mary's (CA)	72 88	164	N	George Mason	63 71
								59	H	St. Mary's (CA)	62 58	181	A	UNLV	63 83
								73	A	Army West Point	53 63	187	A	New Mexico	52 60
								84	A	San Diego	55 74	198	H	Cal Poly	47 61
								84	H	San Diego	54 70	239	A	Loyola Marymount	69 79
								95	A	Gonzaga	39 56	245	A	CSU Bakersfield	76 73
								95	H	Gonzaga	57 74	260	H	UC Santa Barbara	71 69
								98	H	San Francisco	74 81	282	A	Portland	79 81
												282	H	Portland	74 62
												310	H	Denver	64 60
												338	H	Cal St. Fullerton	81 75
LAST 12 Division I GAMES:															
164	N	George Mason	63 71	84	H	San Diego	54 70								
158	H	Pacific	64 92	12	A	BYU	64 69								
59	H	St. Mary's (CA)	62 58	84	A	San Diego	55 74								
95	A	Gonzaga	39 56	98	H	San Francisco	74 81								
282	A	Portland	79 81	56	H	Santa Clara	60 62								
12	H	BYU	66 77	59	A	St. Mary's (CA)	72 88								

Non-Div I Games: Alas. Anchorage 61 94

Pepperdine

Loss, Non-Conf, S Site, H Home A Away N Neutral



## Pittsburgh

Through Games Of Feb. 13, 2016

Average RPI Win:	256	WON-LOST	WINNING	LAST 10	STRENGTH OF	OPP. STRENGTH	TEAM	ADJ.	CONF.	ADJ CONF.
Average RPI Loss:	44	RECORD	PCT. RANK	GAMES	SCHEDULE	OF SCHEDULE	RPI	RPI	RPI	RPI
DIV. I ONLY	10- 14	219	2- 8	58	79	145	145	5	5	
DIV. I NON-CONF.	8- 5	119	0- 1	168	244	147	147	5	5	
TOTALS	RPI 1-25	RPI 26-50	W-L RECORDS	RPI 51-100	RPI 101-150	RPI 150+				
10- 14	0- 6	0- 4	OVERALL	0- 2	1- 2	9- 0				
6- 7	0- 4	0- 2	HOME	0- 0	0- 1	6- 0				
3- 5	0- 1	0- 2	AWAY	0- 1	1- 1	2- 0				
1- 2	0- 1	0- 0	NEUTRAL	0- 1	0- 0	1- 0				
8- 5	0- 2	0- 1	NON-CONFERENCE	0- 2	0- 0	8- 0				
6- 1	0- 1	0- 0	HOME	0- 0	0- 0	6- 0				
1- 2	0- 0	0- 1	AWAY	0- 1	0- 0	1- 0				
1- 2	0- 1	0- 0	NEUTRAL	0- 1	0- 0	1- 0				
2- 9	0- 4	0- 3	CONFERENCE	0- 0	1- 2	1- 0				
0- 6	0- 3	0- 2	HOME	0- 0	0- 1	0- 0				
2- 3	0- 1	0- 1	AWAY	0- 0	1- 1	1- 0				
0- 0	0- 0	0- 0	NEUTRAL	0- 0	0- 0	0- 0				

RPI S	Opponent	Score	RPI S	Opponent	Score	RPI S	Opponent	Score	RPI S	Opponent	Score	Team's RPI: 145
1	H Notre Dame	55 65	32	A Miami (FL)	55 79	63	N South Dakota St.	54 55	101	A Virginia	58 55	
11	N Maryland	49 70	37	H North Carolina St.	76 78	77	A Michigan	45 82	107	A Boston College	43 54	
13	H Florida St.	55 66	41	A Princeton	47 61				123	H Wake Forest	49 60	
18	H Louisville	61 84	47	H Duke	48 70				161	N Old Dominion	67 58	
21	H Duquesne	65 79							240	A Clemson	59 56	
24	A Syracuse	48 71							242	H Holy Cross	56 50	
									249	H American	76 58	
									272	A Saint Francis (PA)	74 59	
									294	H Rider	75 44	
									321	H Delaware St.	77 43	
									339	H Mt. St. Mary's	74 57	
									343	H Wagner	67 41	
LAST 12 Division I GAMES:												
18	H Louisville	61 84	13	H Florida St.	55 66							
123	H Wake Forest	49 60	24	A Syracuse	48 71							
240	A Clemson	59 56	37	H North Carolina St.	76 78							
47	H Duke	48 70	32	A Miami (FL)	55 79							
101	A Virginia	58 55	1	H Notre Dame	55 65							
107	A Boston College	43 54	21	H Duquesne	65 79							

Non-Div I Games:

Pittsburgh

■ Loss, 
■ Non-Conf, S Site, 
■ Home 
■ Away 
N Neutral

Average RPI Win: <b>295</b>	WON-LOST	WINNING	LAST 10	STRENGTH OF	OPP. STRENGTH	TEAM	ADJ.	CONF.	ADJ CONF.
Average RPI Loss: <b>128</b>	RECORD	PCT. RANK	GAMES	SCHEDULE	OF SCHEDULE	RPI	RPI	RPI	RPI
DIV. I ONLY	2- 22	345	1- 9	76	163	282	282	9	9
DIV. I NON-CONF.	1- 9	325	0- 0	46	303	255	255	9	9
TOTALS	RPI 1-25	RPI 26-50	W-L RECORDS	RPI 51-100	RPI 101-150	RPI 150+			
2- 22	0- 2	0- 1	OVERALL	0- 9	0- 1	2- 9			
1- 11	0- 1	0- 0	HOME	0- 4	0- 1	1- 5			
1- 11	0- 1	0- 1	AWAY	0- 5	0- 0	1- 4			
0- 0	0- 0	0- 0	NEUTRAL	0- 0	0- 0	0- 0			
1- 9	0- 1	0- 1	NON-CONFERENCE	0- 1	0- 1	1- 5			
0- 5	0- 1	0- 0	HOME	0- 0	0- 1	0- 3			
1- 4	0- 0	0- 1	AWAY	0- 1	0- 0	1- 2			
0- 0	0- 0	0- 0	NEUTRAL	0- 0	0- 0	0- 0			
1- 13	0- 1	0- 0	CONFERENCE	0- 8	0- 0	1- 4			
1- 6	0- 0	0- 0	HOME	0- 4	0- 0	1- 2			
0- 7	0- 1	0- 0	AWAY	0- 4	0- 0	0- 2			
0- 0	0- 0	0- 0	NEUTRAL	0- 0	0- 0	0- 0			

RPI 1-25				RPI 26-50				RPI 51-100				RPI 101+ Team's RPI: 282			
RPI	S	Opponent	Score	RPI	S	Opponent	Score	RPI	S	Opponent	Score	RPI	S	Opponent	Score
8	H	Oregon St.	50 <b>94</b>	28	A	Washington	65 <b>83</b>	56	A	Santa Clara	47 <b>66</b>	138	H	Boise St.	49 <b>89</b>
12	A	BYU	66 <b>78</b>					56	H	Santa Clara	45 <b>67</b>	158	H	Pacific	64 <b>72</b>
								58	A	Oregon	52 <b>93</b>	162	A	Montana St.	57 <b>86</b>
								59	H	St. Mary's (CA)	51 <b>78</b>	189	H	UC Davis	47 <b>72</b>
								84	A	San Diego	43 <b>71</b>	191	H	Weber St.	55 <b>57</b>
								95	A	Gonzaga	51 <b>86</b>	208	A	Montana	67 <b>90</b>
								95	H	Gonzaga	63 <b>71</b>	239	A	Loyola Marymount	52 <b>62</b>
								98	A	San Francisco	69 <b>90</b>	239	H	Loyola Marymount	62 <b>77</b>
								98	H	San Francisco	63 <b>82</b>	265	A	Pepperdine	62 <b>74</b>
												265	H	Pepperdine	81 <b>79</b>
												288	H	CSUN	62 <b>68</b>
												325	A	Portland St.	69 <b>53</b>
LAST 12 Division I GAMES:															
95	A	Gonzaga	51 <b>86</b>	158	H	Pacific	64 <b>72</b>								
239	H	Loyola Marymount	62 <b>77</b>	12	A	BYU	66 <b>78</b>								
265	H	Pepperdine	81 <b>79</b>	84	A	San Diego	43 <b>71</b>								
56	A	Santa Clara	47 <b>66</b>	95	H	Gonzaga	63 <b>71</b>								
98	A	San Francisco	69 <b>90</b>	98	H	San Francisco	63 <b>82</b>								
59	H	St. Mary's (CA)	51 <b>78</b>	56	H	Santa Clara	45 <b>67</b>								

Non-Div I Games: Willamette 73 54

Portland

■ Loss, 
 ■ Non-Conf, S Site, 
 ■ Home 
 ■ Away 
 N Neutral

Average RPI Win:	231	WON-LOST	WINNING	LAST 10	STRENGTH OF	OPP. STRENGTH	TEAM	ADJ.	CONF.	ADJ CONF.
Average RPI Loss:	184	RECORD	PCT. RANK	GAMES	SCHEDULE	OF SCHEDULE	RPI	RPI	RPI	RPI
DIV. I ONLY	2- 19	340	1- 9	116	341	325	325	20	20	
DIV. I NON-CONF.	1- 8	320	0- 0	222	302	329	329	21	21	
TOTALS	RPI 1-25	RPI 26-50	W-L RECORDS	RPI 51-100	RPI 101-150	RPI 150+				
2- 19	0- 0	0- 0	OVERALL	0- 3	0- 2	2- 14				
2- 9	0- 0	0- 0	HOME	0- 0	0- 1	2- 8				
0- 10	0- 0	0- 0	AWAY	0- 3	0- 1	0- 6				
0- 0	0- 0	0- 0	NEUTRAL	0- 0	0- 0	0- 0				
1- 8	0- 0	0- 0	NON-CONFERENCE	0- 3	0- 1	1- 4				
1- 3	0- 0	0- 0	HOME	0- 0	0- 0	1- 3				
0- 5	0- 0	0- 0	AWAY	0- 3	0- 1	0- 1				
0- 0	0- 0	0- 0	NEUTRAL	0- 0	0- 0	0- 0				
1- 11	0- 0	0- 0	CONFERENCE	0- 0	0- 1	1- 10				
1- 6	0- 0	0- 0	HOME	0- 0	0- 1	1- 5				
0- 5	0- 0	0- 0	AWAY	0- 0	0- 0	0- 5				
0- 0	0- 0	0- 0	NEUTRAL	0- 0	0- 0	0- 0				

RPI 1-25			RPI 26-50			RPI 51-100			RPI 101+ Team's RPI: 325		
RPI	S	Opponent	Score	RPI	S	Opponent	Score	RPI	S	Opponent	Score
								58	A	Oregon	59 122
								63	A	South Dakota St.	65 74
								80	A	South Dakota	61 103
								135	H	Idaho	65 94
								149	A	Long Beach St.	71 89
								162	A	Montana St.	64 74
								162	H	Montana St.	59 106
								173	H	Eastern Wash.	81 79
								188	A	Sacramento St.	91 132
								188	H	Sacramento St.	78 126
								189	H	UC Davis	70 82
								191	A	Weber St.	73 102
								191	H	Weber St.	58 75
								208	A	Montana	57 76
								208	H	Montana	58 79
								222	A	Idaho St.	70 71
								222	H	Idaho St.	42 64
								254	H	Seattle	64 85
								282	H	Portland	53 69
								288	H	CSUN	83 77
								338	A	Cal St. Fullerton	69 84
LAST 12 Division I GAMES:											
191	H	Weber St.	58 75	188	H	Sacramento St.	78 126				
222	H	Idaho St.	42 64	222	A	Idaho St.	70 71				
208	A	Montana	57 76	191	A	Weber St.	73 102				
162	A	Montana St.	64 74	162	H	Montana St.	59 106				
135	H	Idaho	65 94	208	H	Montana	58 79				
173	H	Eastern Wash.	81 79	188	A	Sacramento St.	91 132				

Non-Div I Games: Warner Pacific 64 76 Corban 90 76

Portland St.

Loss, Non-Conf, S Site, H Home A Away N Neutral

Average RPI Win:	307	WON-LOST	WINNING	LAST 10	STRENGTH OF	OPP. STRENGTH	TEAM	ADJ.	CONF.	ADJ CONF.
Average RPI Loss:	195	RECORD	PCT. RANK	GAMES	SCHEDULE	OF SCHEDULE	RPI	RPI	RPI	RPI
DIV. I ONLY	8- 11	218	4- 6	336	322	285	285	32	32	
DIV. I NON-CONF.	3- 5	218	0- 1	307	104	233	233	31	31	
TOTALS	RPI 1-25	RPI 26-50	W-L RECORDS	RPI 51-100	RPI 101-150	RPI 150+				
8- 11	0- 1	0- 0	OVERALL	0- 2	0- 0	8- 8				
4- 3	0- 0	0- 0	HOME	0- 0	0- 0	4- 3				
4- 7	0- 1	0- 0	AWAY	0- 0	0- 0	4- 0				
0- 1	0- 0	0- 0	NEUTRAL	0- 0	0- 0	0- 1				
3- 5	0- 1	0- 0	NON-CONFERENCE	0- 2	0- 0	3- 2				
1- 0	0- 0	0- 0	HOME	0- 0	0- 0	1- 0				
2- 4	0- 1	0- 0	AWAY	0- 2	0- 0	2- 1				
0- 1	0- 0	0- 0	NEUTRAL	0- 0	0- 0	0- 1				
5- 6	0- 0	0- 0	CONFERENCE	0- 0	0- 0	5- 6				
3- 3	0- 0	0- 0	HOME	0- 0	0- 0	3- 3				
2- 3	0- 0	0- 0	AWAY	0- 0	0- 0	2- 3				
0- 0	0- 0	0- 0	NEUTRAL	0- 0	0- 0	0- 0				

RPI 1-25			RPI 26-50			RPI 51-100			RPI 101+ Team's RPI: 285		
RPI	S	Opponent	Score	RPI	S	Opponent	Score	RPI	S	Opponent	Score
15	A	Texas A&M	30 88					79	A	Georgia Tech	48 96
								93	A	TCU	60 69
								174	A	Louisiana Tech	77 68
								177	H	Southern U.	55 65
								212	A	Grambling	66 69
								212	H	Grambling	44 51
								228	A	Texas Southern	65 72
								228	H	Texas Southern	43 50
								278	H	Lamar	80 72
								280	A	Alabama St.	54 65
								301	A	Wichita St.	36 64
								315	N	North Dakota St.	58 79
								322	A	Jackson St.	62 52
								324	A	Nicholls St.	81 70
								327	H	Alcorn	58 54
								334	H	Ark.-Pine Bluff	70 55
								344	A	Alabama A&M	67 52
								349	H	Mississippi Val.	80 57
LAST 12 Division I GAMES:											
212	H	Grambling	44 51	322	A	Jackson St.	62 52				
228	H	Texas Southern	43 50	212	A	Grambling	66 69				
280	A	Alabama St.	54 65	228	A	Texas Southern	65 72				
344	A	Alabama A&M	67 52	177	H	Southern U.	55 65				
349	H	Mississippi Val.	80 57	327	H	Alcorn	58 54				
334	H	Ark.-Pine Bluff	70 55	15	A	Texas A&M	30 88				

Non-Div I Games: Howard Payne 86 46

Prairie View

Loss, Non-Conf, S Site, H Home A Away N Neutral

Presbyterian

Through Games Of Feb. 13, 2016

Average RPI Win: <b>277</b>	WON-LOST	WINNING	LAST 10	STRENGTH OF	OPP. STRENGTH	TEAM	ADJ.	CONF.	ADJ CONF.
Average RPI Loss: <b>167</b>	RECORD	PCT. RANK	GAMES	SCHEDULE	OF SCHEDULE	RPI	RPI	RPI	RPI
DIV. I ONLY	11- 9	145	7- 3	315	285	223	223	26	26
DIV. I NON-CONF.	1- 5	304	0- 0	332	113	342	342	29	29
TOTALS	RPI 1-25	RPI 26-50	W-L RECORDS	RPI 51-100	RPI 101-150	RPI 150+			
11- 9	0- 0	0- 0	OVERALL	1- 2	0- 2	10- 5			
7- 2	0- 0	0- 0	HOME	1- 0	0- 1	6- 1			
4- 7	0- 0	0- 0	AWAY	0- 2	0- 1	4- 4			
0- 0	0- 0	0- 0	NEUTRAL	0- 0	0- 0	0- 0			
1- 5	0- 0	0- 0	NON-CONFERENCE	0- 2	0- 0	1- 3			
1- 0	0- 0	0- 0	HOME	0- 0	0- 0	1- 0			
0- 5	0- 0	0- 0	AWAY	0- 2	0- 0	0- 3			
0- 0	0- 0	0- 0	NEUTRAL	0- 0	0- 0	0- 0			
10- 4	0- 0	0- 0	CONFERENCE	1- 0	0- 2	9- 2			
6- 2	0- 0	0- 0	HOME	1- 0	0- 1	5- 1			
4- 2	0- 0	0- 0	AWAY	0- 0	0- 1	4- 1			
0- 0	0- 0	0- 0	NEUTRAL	0- 0	0- 0	0- 0			

RPI 1-25				RPI 26-50				RPI 51-100				RPI 101+				Team's RPI: 223	
RPI	S	Opponent	Score	RPI	S	Opponent	Score	RPI	S	Opponent	Score	RPI	S	Opponent	Score		
								64	A	Vanderbilt	38	56	126	A	UNC Asheville	59	68
								96	A	Virginia Tech	44	58	126	H	UNC Asheville	63	72
								99	H	Liberty	60	42	172	A	East Carolina	57	84
													175	A	Colorado	60	72
													199	H	Radford	53	64
													210	H	Gardner-Webb	60	53
													247	A	High Point	47	61
													247	H	High Point	82	70
													281	A	Campbell	69	45
													297	A	Kennesaw St.	47	49
													304	H	Coastal Caro.	66	42
													308	A	Charleston So.	63	49
													308	H	Charleston So.	52	37
													311	A	Winthrop	59	48
													318	A	Longwood	59	38
													318	H	Longwood	75	49
													348	H	N.C. Central	60	50
LAST 12 Division I GAMES:																	
308	H	Charleston So.	52	37	281	A	Campbell	69	45								
247	A	High Point	47	61	311	A	Winthrop	59	48								
318	H	Longwood	75	49	99	H	Liberty	60	42								
210	H	Gardner-Webb	60	53	199	H	Radford	53	64								
126	A	UNC Asheville	59	68	308	A	Charleston So.	63	49								
304	H	Coastal Caro.	66	42	247	H	High Point	82	70								

Non-Div I Games: Warren Wilson 95 56 Columbia (SC) 104 37 Brevard 70 53

Presbyterian

Loss, Non-Conf, S Site, H Home A Away N Neutral

Average RPI Win:	190	WON-LOST	WINNING	LAST 10	STRENGTH OF	OPP. STRENGTH	TEAM	ADJ.	CONF.	ADJ CONF.
Average RPI Loss:	31	RECORD	PCT. RANK	GAMES	SCHEDULE	OF SCHEDULE	RPI	RPI	RPI	RPI
DIV. I ONLY	17- 4	29	8- 2	132	92	41	41	10	10	
DIV. I NON-CONF.	11- 3	54	3- 2	195	44	54	54	11	11	
TOTALS	RPI 1-25	RPI 26-50	W-L RECORDS	RPI 51-100	RPI 101-150	RPI 150+				
17- 4	1- 1	0- 3	OVERALL	1- 0	2- 0	13- 0				
11- 0	1- 0	0- 0	HOME	1- 0	1- 0	8- 0				
4- 4	0- 1	0- 3	AWAY	0- 0	1- 0	3- 0				
2- 0	0- 0	0- 0	NEUTRAL	0- 0	0- 0	2- 0				
11- 3	1- 1	0- 2	NON-CONFERENCE	1- 0	1- 0	8- 0				
7- 0	1- 0	0- 0	HOME	1- 0	1- 0	4- 0				
2- 3	0- 1	0- 2	AWAY	0- 0	0- 0	2- 0				
2- 0	0- 0	0- 0	NEUTRAL	0- 0	0- 0	2- 0				
6- 1	0- 0	0- 1	CONFERENCE	0- 0	1- 0	5- 0				
4- 0	0- 0	0- 0	HOME	0- 0	0- 0	4- 0				
2- 1	0- 0	0- 1	AWAY	0- 0	1- 0	1- 0				
0- 0	0- 0	0- 0	NEUTRAL	0- 0	0- 0	0- 0				

RPI S	Opponent	Score	RPI S	Opponent	Score	Team's RPI: 41	RPI S	Opponent	Score	RPI S	Opponent	Score
4	A Ohio St.	70 90	35	A Seton Hall	64 71		77	H Michigan	74 57	117	A Harvard	92 83
21	H Duquesne	94 66	36	A Penn	48 50					145	H Pittsburgh	61 47
			50	A Dayton	81 85					154	H Cornell	71 51
										157	H Yale	65 50
										163	H Hampton	79 55
										165	H Fordham	55 44
										179	A Marist	77 44
										192	H Brown	72 53
										219	H Columbia	86 54
										236	A Dartmouth	85 48
										249	H American	72 34
										254	N Seattle	85 48
										275	H Monmouth	81 70
										294	A Rider	78 59
										332	N UC Irvine	83 42
LAST 12 Division I GAMES:												
219	H Columbia	86 54	36	A Penn	48 50							
154	H Cornell	71 51	163	H Hampton	79 55							
117	A Harvard	92 83	179	A Marist	77 44							
236	A Dartmouth	85 48	50	A Dayton	81 85							
157	H Yale	65 50	4	A Ohio St.	70 90							
192	H Brown	72 53	165	H Fordham	55 44							

Non-Div I Games:

Princeton

# Providence

Through Games Of Feb. 13, 2016

Average RPI Win:	225	WON-LOST	WINNING	LAST 10	STRENGTH OF	OPP. STRENGTH	TEAM	ADJ.	CONF.	ADJ CONF.
Average RPI Loss:	105	RECORD	PCT. RANK	GAMES	SCHEDULE	OF SCHEDULE	RPI	RPI	RPI	RPI
DIV. I ONLY	4- 19	318	0- 10	70	109	257	257	6	6	
DIV. I NON-CONF.	4- 6	201	0- 0	79	283	189	189	6	6	
TOTALS	RPI 1-25	RPI 26-50	W-L RECORDS	RPI 51-100	RPI 101-150	RPI 150+				
4- 19	0- 1	0- 2	OVERALL	0- 8	0- 4	4- 4				
3- 9	0- 0	0- 2	HOME	0- 3	0- 2	3- 2				
1- 10	0- 1	0- 0	AWAY	0- 5	0- 2	1- 2				
0- 0	0- 0	0- 0	NEUTRAL	0- 0	0- 0	0- 0				
4- 6	0- 0	0- 0	NON-CONFERENCE	0- 3	0- 1	4- 2				
3- 3	0- 0	0- 0	HOME	0- 1	0- 1	3- 1				
1- 3	0- 0	0- 0	AWAY	0- 2	0- 0	1- 1				
0- 0	0- 0	0- 0	NEUTRAL	0- 0	0- 0	0- 0				
0- 13	0- 1	0- 2	CONFERENCE	0- 5	0- 3	0- 2				
0- 6	0- 0	0- 2	HOME	0- 2	0- 1	0- 1				
0- 7	0- 1	0- 0	AWAY	0- 3	0- 2	0- 1				
0- 0	0- 0	0- 0	NEUTRAL	0- 0	0- 0	0- 0				

RPI S Opponent	Score	RPI S Opponent	Score	RPI S Opponent	Score	RPI S Opponent	Score	Team's RPI: 257
17 A DePaul	50 96	35 H Seton Hall	54 64	52 A Albany (NY)	58 71	107 H Boston College	41 67	
		44 H St. John's (NY)	61 80	53 A Villanova	39 67	121 A Creighton	48 72	
				53 H Villanova	47 76	134 A Xavier	47 72	
				66 H FGCU	41 50	134 H Xavier	54 62	
				86 A Marquette	75 105	192 A Brown	47 57	
				91 A Georgetown	53 63	193 A Rhode Island	64 55	
				91 H Georgetown	51 82	197 A Butler	50 65	
				96 A Virginia Tech	46 62	197 H Butler	67 77	
						207 H Hartford	69 50	
						225 H Bryant	88 78	
						226 H Richmond	50 57	
						275 H Monmouth	71 59	
LAST 12 Division I GAMES:								
197 A Butler	50 65	121 A Creighton	48 72					
134 A Xavier	47 72	134 H Xavier	54 62					
53 H Villanova	47 76	197 H Butler	67 77					
91 H Georgetown	51 82	91 A Georgetown	53 63					
17 A DePaul	50 96	53 A Villanova	39 67					
86 A Marquette	75 105	44 H St. John's (NY)	61 80					

Non-Div I Games:

Providence

Loss, Non-Conf, S Site, H Home A Away N Neutral

Average RPI Win:	132	WON-LOST	WINNING	LAST 10	STRENGTH OF	OPP. STRENGTH	TEAM	ADJ.	CONF.	ADJ CONF.
Average RPI Loss:	48	RECORD	PCT. RANK	GAMES	SCHEDULE	OF SCHEDULE	RPI	RPI	RPI	RPI
DIV. I ONLY	16- 8	83	4- 6	49	19	51	51	4	4	
DIV. I NON-CONF.	9- 2	37	0- 0	126	57	61	61	4	4	
TOTALS	RPI 1-25	RPI 26-50	W-L RECORDS	RPI 51-100	RPI 101-150	RPI 150+				
16- 8	1- 5	2- 0	OVERALL	6- 1	2- 2	5- 0				
10- 3	0- 1	2- 0	HOME	4- 1	0- 1	4- 0				
4- 4	0- 3	0- 0	AWAY	2- 0	1- 1	1- 0				
2- 1	1- 1	0- 0	NEUTRAL	0- 0	1- 0	0- 0				
9- 2	1- 1	1- 0	NON-CONFERENCE	2- 0	1- 1	4- 0				
6- 1	0- 0	1- 0	HOME	2- 0	0- 1	3- 0				
1- 0	0- 0	0- 0	AWAY	0- 0	0- 0	1- 0				
2- 1	1- 1	0- 0	NEUTRAL	0- 0	1- 0	0- 0				
7- 6	0- 4	1- 0	CONFERENCE	4- 1	1- 1	1- 0				
4- 2	0- 1	1- 0	HOME	2- 1	0- 0	1- 0				
3- 4	0- 3	0- 0	AWAY	2- 0	1- 1	0- 0				
0- 0	0- 0	0- 0	NEUTRAL	0- 0	0- 0	0- 0				

RPI	S	Opponent	Score	RPI	S	Opponent	Score	RPI	S	Opponent	Score	RPI	S	Opponent	Score
4	A	Ohio St.	70 90	43	H	Indiana	63 53	57	H	Iowa	90 73	107	H	Boston College	56 58
6	N	Stanford	65 71	50	H	Dayton	61 58	74	H	Nebraska	61 62	120	N	LSU	69 52
11	A	Maryland	59 73					77	A	Michigan	65 63	131	A	Penn St.	88 78
11	H	Maryland	67 87					78	H	Ball St.	73 63	148	A	Wisconsin	57 64
18	N	Louisville	62 60					81	H	Minnesota	84 72	166	H	Illinois	69 65
25	A	Michigan St.	56 68					87	A	Northwestern	85 71	203	H	Ill.-Chicago	62 51
								88	H	Maine	56 33	283	H	Jacksonville St.	67 48
												313	A	North Florida	70 47
												319	H	Incarnate Word	95 27
LAST 12 Division I GAMES:															
11	A	Maryland	59 73	74	H	Nebraska	61 62								
148	A	Wisconsin	57 64	4	A	Ohio St.	70 90								
11	H	Maryland	67 87	81	H	Minnesota	84 72								
131	A	Penn St.	88 78	43	H	Indiana	63 53								
25	A	Michigan St.	56 68	87	A	Northwestern	85 71								
57	H	Iowa	90 73	166	H	Illinois	69 65								

Non-Div I Games:

Purdue

■ Loss, 
 ■ Non-Conf, S Site, 
 ■ Home 
 ■ Away 
 N Neutral



Quinnipiac

Through Games Of Feb. 13, 2016

Average RPI Win: <b>229</b>	WON-LOST	WINNING	LAST 10	STRENGTH OF	OPP. STRENGTH	TEAM	ADJ.	CONF.	ADJ CONF.
Average RPI Loss: <b>143</b>	RECORD	PCT. RANK	GAMES	SCHEDULE	OF SCHEDULE	RPI	RPI	RPI	RPI
DIV. I ONLY	16- 7	74	9- 0	201	251	110	110	23	23
DIV. I NON-CONF.	5- 4	138	0- 0	56	203	88	88	24	24
TOTALS	RPI 1-25	RPI 26-50	W-L RECORDS	RPI 51-100	RPI 101-150	RPI 150+			
16- 7	0- 0	0- 0	OVERALL	1- 4	1- 0	14- 3			
10- 1	0- 0	0- 0	HOME	1- 0	1- 0	8- 1			
6- 5	0- 0	0- 0	AWAY	0- 0	0- 0	6- 1			
0- 1	0- 0	0- 0	NEUTRAL	0- 1	0- 0	0- 0			
5- 4	0- 0	0- 0	NON-CONFERENCE	1- 4	0- 0	4- 0			
3- 0	0- 0	0- 0	HOME	1- 0	0- 0	2- 0			
2- 3	0- 0	0- 0	AWAY	0- 3	0- 0	2- 0			
0- 1	0- 0	0- 0	NEUTRAL	0- 1	0- 0	0- 0			
11- 3	0- 0	0- 0	CONFERENCE	0- 0	1- 0	10- 3			
7- 1	0- 0	0- 0	HOME	0- 0	1- 0	6- 1			
4- 2	0- 0	0- 0	AWAY	0- 0	0- 0	4- 2			
0- 0	0- 0	0- 0	NEUTRAL	0- 0	0- 0	0- 0			

RPI 1-25			RPI 26-50			RPI 51-100			RPI 101+ Team's RPI: 110		
RPI	S	Opponent	Score	RPI	S	Opponent	Score	RPI	S	Opponent	Score
						62 H Temple	58 56	114 H Iona			62 61
						66 A FGCU	70 71	179 A Marist			47 56
						73 A Army West Point	57 67	186 A Northeastern			71 60
						85 A Drexel	49 62	207 H Hartford			71 69
						91 N Georgetown	68 80	216 A Siena			69 59
								216 H Siena			94 52
								218 A Canisius			80 68
								218 H Canisius			63 54
								220 A Fairfield			64 55
								232 H Manhattan			42 52
								242 H Holy Cross			74 61
								275 A Monmouth			60 63
								275 H Monmouth			85 58
								286 A Vermont			77 65
								292 A Niagara			61 54
								292 H Niagara			70 52
								294 H Rider			64 51
								333 H Saint Peter's			66 49
LAST 12 Division I GAMES:											
114 H Iona			62 61	220 A Fairfield			64 55				
292 H Niagara			70 52	218 A Canisius			80 68				
216 A Siena			69 59	292 A Niagara			61 54				
333 H Saint Peter's			66 49	218 H Canisius			63 54				
275 H Monmouth			85 58	294 H Rider			64 51				
216 H Siena			94 52	275 A Monmouth			60 63				

Non-Div I Games:

Quinnipiac

Loss, Non-Conf, S Site, H Home A Away N Neutral

RPI 1-25				RPI 26-50				RPI 51-100				RPI 101+ Team's RPI: 199			
RPI	S	Opponent	Score	RPI	S	Opponent	Score	RPI	S	Opponent	Score	RPI	S	Opponent	Score
				37	A	North Carolina St.	52 67	96	A	Virginia Tech	40 47	108	A	Youngstown St.	53 54
								99	A	Liberty	53 67	126	H	UNC Asheville	46 54
								99	H	Liberty	43 49	134	A	Xavier	56 63
												155	H	Davidson	79 68
												164	H	George Mason	66 63
												210	A	Gardner-Webb	50 54
												210	H	Gardner-Webb	54 51
												223	A	Presbyterian	64 53
												247	A	High Point	66 71
												247	H	High Point	54 56
												281	H	Campbell	62 59
												304	A	Coastal Caro.	49 36
												304	H	Coastal Caro.	61 45
												307	A	Wofford	70 79
												308	A	Charleston So.	61 50
												308	H	Charleston So.	55 40
												311	H	Winthrop	66 44
												318	A	Longwood	79 67
LAST 12 Division I GAMES:															
				308	A	Charleston So.	61 50	210	A	Gardner-Webb	50 54				
				210	H	Gardner-Webb	54 51	308	H	Charleston So.	55 40				
				99	A	Liberty	53 67	318	A	Longwood	79 67				
				304	A	Coastal Caro.	49 36	281	H	Campbell	62 59				
				126	H	UNC Asheville	46 54	311	H	Winthrop	66 44				
				247	H	High Point	54 56	223	A	Presbyterian	64 53				

Page 234

Loss, Non-Conf, S Site, H Home A Away N Neutral

## Rhode Island

Through Games Of Feb. 13, 2016

Average RPI Win:	245	WON-LOST	WINNING	LAST 10	STRENGTH OF	OPP. STRENGTH	TEAM	ADJ.	CONF.	ADJ CONF.
Average RPI Loss:	102	RECORD	PCT. RANK	GAMES	SCHEDULE	OF SCHEDULE	RPI	RPI	RPI	RPI
DIV. I ONLY	11- 13	194	5- 5	191	121	193	193	7	7	
DIV. I NON-CONF.	6- 6	160	0- 0	276	221	224	224	8	8	
TOTALS	RPI 1-25	RPI 26-50	W-L RECORDS	RPI 51-100	RPI 101-150	RPI 150+				
11- 13	0- 3	0- 3	OVERALL	0- 1	1- 1	10- 5				
5- 7	0- 2	0- 2	HOME	0- 1	1- 0	4- 2				
6- 5	0- 1	0- 1	AWAY	0- 0	0- 1	6- 2				
0- 1	0- 0	0- 0	NEUTRAL	0- 0	0- 0	0- 1				
6- 6	0- 1	0- 0	NON-CONFERENCE	0- 1	1- 1	5- 3				
3- 3	0- 1	0- 0	HOME	0- 1	1- 0	2- 1				
3- 2	0- 0	0- 0	AWAY	0- 0	0- 1	3- 1				
0- 1	0- 0	0- 0	NEUTRAL	0- 0	0- 0	0- 1				
5- 7	0- 2	0- 3	CONFERENCE	0- 0	0- 0	5- 2				
2- 4	0- 1	0- 2	HOME	0- 0	0- 0	2- 1				
3- 3	0- 1	0- 1	AWAY	0- 0	0- 0	3- 1				
0- 0	0- 0	0- 0	NEUTRAL	0- 0	0- 0	0- 0				

RPI	S	Opponent	Score	RPI	S	Opponent	Score	RPI	S	Opponent	Score	RPI	S	Opponent	Score	Team's RPI: 193
21	A	Duquesne	56 61	33	A	George Washington	52 68	52	H	Albany (NY)	58 67	117	H	Harvard	56 52	
21	H	Duquesne	70 79	39	H	St. Bonaventure	56 69					139	A	Marshall	62 72	
24	H	Syracuse	54 57	50	H	Dayton	53 67					155	H	Davidson	78 62	
												163	N	Hampton	54 59	
												164	H	George Mason	65 68	
												165	A	Fordham	42 50	
												192	A	Brown	63 67	
												219	H	Columbia	57 56	
												226	A	Richmond	57 50	
												236	A	Dartmouth	57 41	
												238	A	Massachusetts	80 79	
												257	H	Providence	55 64	
												279	A	La Salle	72 61	
												279	H	La Salle	62 52	
												290	A	FIU	68 50	
												312	H	UMass Lowell	72 64	
												347	A	Boston U.	57 41	
LAST 12 Division I GAMES:																
164	H	George Mason	65 68	155	H	Davidson	78 62									
21	A	Duquesne	56 61	279	A	La Salle	72 61									
50	H	Dayton	53 67	21	H	Duquesne	70 79									
279	H	La Salle	62 52	226	A	Richmond	57 50									
165	A	Fordham	42 50	33	A	George Washington	52 68									
238	A	Massachusetts	80 79	39	H	St. Bonaventure	56 69									

Non-Div I Games:

Rhode Island

■ Loss, 
 ■ Non-Conf, 
 ■ S Site, 
 ■ H Home 
 ■ A Away 
 N Neutral

Average RPI Win: <b>217</b>	WON-LOST	WINNING	LAST 10	STRENGTH OF	OPP. STRENGTH	TEAM	ADJ.	CONF.	ADJ CONF.
Average RPI Loss: <b>132</b>	RECORD	PCT. RANK	GAMES	SCHEDULE	OF SCHEDULE	RPI	RPI	RPI	RPI
DIV. I ONLY	5- 18	300	3- 7	73	157	237	237	12	12
DIV. I NON-CONF.	1- 10	330	0- 0	91	200	267	267	10	10
TOTALS	RPI 1-25	RPI 26-50	W-L RECORDS	RPI 51-100	RPI 101-150	RPI 150+			
5- 18	0- 3	0- 1	OVERALL	0- 3	0- 4	5- 7			
3- 9	0- 1	0- 1	HOME	0- 2	0- 3	3- 2			
2- 9	0- 2	0- 0	AWAY	0- 1	0- 1	2- 5			
0- 0	0- 0	0- 0	NEUTRAL	0- 0	0- 0	0- 0			
1- 10	0- 3	0- 0	NON-CONFERENCE	0- 0	0- 2	1- 5			
0- 5	0- 1	0- 0	HOME	0- 0	0- 2	0- 2			
1- 5	0- 2	0- 0	AWAY	0- 0	0- 0	1- 3			
0- 0	0- 0	0- 0	NEUTRAL	0- 0	0- 0	0- 0			
4- 8	0- 0	0- 1	CONFERENCE	0- 3	0- 2	4- 2			
3- 4	0- 0	0- 1	HOME	0- 2	0- 1	3- 0			
1- 4	0- 0	0- 0	AWAY	0- 1	0- 1	1- 2			
0- 0	0- 0	0- 0	NEUTRAL	0- 0	0- 0	0- 0			

RPI 1-25				RPI 26-50				RPI 51-100				RPI 101+ Team's RPI: 237			
RPI	S	Opponent	Score	RPI	S	Opponent	Score	RPI	S	Opponent	Score	RPI	S	Opponent	Score
5	A	Baylor	38 <b>89</b>	30	H	UTEP	54 <b>60</b>	54	A	Western Ky.	49 <b>52</b>	117	H	Harvard	61 <b>67</b>
7	H	Texas	47 <b>70</b>					71	H	Middle Tenn.	60 <b>61</b>	139	A	Marshall	52 <b>81</b>
22	A	Kentucky	39 <b>72</b>					90	H	Charlotte	58 <b>69</b>	144	H	UAB	55 <b>64</b>
												150	H	Loyola Chicago	50 <b>57</b>
												153	A	Southern Miss.	62 <b>68</b>
												161	H	Old Dominion	68 46
												169	A	McNeese St.	53 <b>61</b>
												174	A	Louisiana Tech	61 <b>63</b>
												224	A	North Texas	79 73
												224	H	North Texas	100 97
												228	H	Texas Southern	66 <b>69</b>
												233	A	Sam Houston St.	58 46
												234	A	Stephen F. Austin	45 <b>59</b>
												241	H	UTSA	49 48
												256	H	Houston	59 <b>62</b>
												326	A	A&M-Corpus Christi	55 <b>60</b>
LAST 12 Division I GAMES:															
161	H	Old Dominion	68 46	144	H	UAB	55 <b>64</b>								
90	H	Charlotte	58 <b>69</b>	139	A	Marshall	52 <b>81</b>								
153	A	Southern Miss.	62 <b>68</b>	54	A	Western Ky.	49 <b>52</b>								
174	A	Louisiana Tech	61 <b>63</b>	224	H	North Texas	100 97								
224	A	North Texas	79 73	241	H	UTSA	49 48								
71	H	Middle Tenn.	60 <b>61</b>	30	H	UTEP	54 <b>60</b>								

Non-Div I Games:

Rice

■ Loss, 
 ■ Non-Conf, 
 ■ S Site, 
 ■ Home 
 ■ A Away 
 N Neutral

Average RPI Win:	248	WON-LOST	WINNING	LAST 10	STRENGTH OF	OPP. STRENGTH	TEAM	ADJ.	CONF.	ADJ CONF.
Average RPI Loss:	105	RECORD	PCT. RANK	GAMES	SCHEDULE	OF SCHEDULE	RPI	RPI	RPI	RPI
DIV. I ONLY	9- 15	244	1- 9	171	98	226	226	7	7	
DIV. I NON-CONF.	7- 6	156	0- 1	288	153	214	214	8	8	
TOTALS	RPI 1-25	RPI 26-50	W-L RECORDS	RPI 51-100	RPI 101-150	RPI 150+				
9- 15	0- 1	0- 4	OVERALL	0- 4	0- 2	9- 4				
4- 7	0- 1	0- 3	HOME	0- 0	0- 0	4- 3				
3- 7	0- 0	0- 1	AWAY	0- 3	0- 2	3- 1				
2- 1	0- 0	0- 0	NEUTRAL	0- 1	0- 0	2- 0				
7- 6	0- 0	0- 1	NON-CONFERENCE	0- 1	0- 2	7- 2				
4- 2	0- 0	0- 1	HOME	0- 0	0- 0	4- 1				
1- 3	0- 0	0- 0	AWAY	0- 0	0- 2	1- 1				
2- 1	0- 0	0- 0	NEUTRAL	0- 1	0- 0	2- 0				
2- 9	0- 1	0- 3	CONFERENCE	0- 3	0- 0	2- 2				
0- 5	0- 1	0- 2	HOME	0- 0	0- 0	0- 2				
2- 4	0- 0	0- 1	AWAY	0- 3	0- 0	2- 0				
0- 0	0- 0	0- 0	NEUTRAL	0- 0	0- 0	0- 0				

RPI	S	Opponent	Score	RPI	S	Opponent	Score	RPI	S	Opponent	Score	RPI	S	Opponent	Score	Team's RPI: 226
21	H	Duquesne	44 65	33	H	George Washington	47 62	75	A	Saint Louis	48 73	101	A	Virginia	51 71	
				39	A	St. Bonaventure	43 66	86	N	Marquette	80 98	123	A	Wake Forest	33 43	
				48	H	James Madison	47 73	89	A	Saint Joseph's	53 64	155	H	Davidson	59 67	
				50	H	Dayton	48 60	97	A	VCU	42 53	161	H	Old Dominion	62 57	
												193	H	Rhode Island	50 57	
												200	H	William & Mary	56 50	
												201	H	Eastern Ky.	81 62	
												211	H	Furman	62 69	
												238	A	Massachusetts	74 68	
												255	A	Appalachian St.	59 73	
												257	A	Providence	57 50	
												261	H	UNCW	63 53	
												279	A	La Salle	60 43	
												301	N	Wichita St.	63 50	
												331	N	Lafayette	54 46	
LAST 12 Division I GAMES:																
155	H	Davidson	59 67	238	A	Massachusetts	74 68									
33	H	George Washington	47 62	89	A	Saint Joseph's	53 64									
75	A	Saint Louis	48 73	193	H	Rhode Island	50 57									
39	A	St. Bonaventure	43 66	50	H	Dayton	48 60									
21	H	Duquesne	44 65	279	A	La Salle	60 43									
97	A	VCU	42 53	101	A	Virginia	51 71									

Non-Div I Games:

Richmond

■ Loss, 
 ■ Non-Conf, 
 ■ S Site, 
 ■ H Home 
 ■ A Away 
 N Neutral

Average RPI Win: <b>279</b>	WON-LOST	WINNING	LAST 10	STRENGTH OF	OPP. STRENGTH	TEAM	ADJ.	CONF.	ADJ CONF.
Average RPI Loss: <b>171</b>	RECORD	PCT. RANK	GAMES	SCHEDULE	OF SCHEDULE	RPI	RPI	RPI	RPI
DIV. I ONLY	5- 19	308	2- 8	179	284	294	294	23	23
DIV. I NON-CONF.	3- 6	234	0- 0	94	310	206	206	24	24
TOTALS	RPI 1-25	RPI 26-50	W-L RECORDS	RPI 51-100	RPI 101-150	RPI 150+			
5- 19	0- 0	0- 1	OVERALL	0- 2	0- 4	5- 12			
3- 8	0- 0	0- 1	HOME	0- 0	0- 1	3- 6			
2- 9	0- 0	0- 0	AWAY	0- 1	0- 3	2- 5			
0- 2	0- 0	0- 0	NEUTRAL	0- 1	0- 0	0- 1			
3- 6	0- 0	0- 1	NON-CONFERENCE	0- 2	0- 1	3- 2			
2- 1	0- 0	0- 1	HOME	0- 0	0- 0	2- 0			
1- 3	0- 0	0- 0	AWAY	0- 1	0- 1	1- 1			
0- 2	0- 0	0- 0	NEUTRAL	0- 1	0- 0	0- 1			
2- 13	0- 0	0- 0	CONFERENCE	0- 0	0- 3	2- 10			
1- 7	0- 0	0- 0	HOME	0- 0	0- 1	1- 6			
1- 6	0- 0	0- 0	AWAY	0- 0	0- 2	1- 4			
0- 0	0- 0	0- 0	NEUTRAL	0- 0	0- 0	0- 0			

RPI 1-25				RPI 26-50				RPI 51-100				RPI 101+				Team's RPI: 294	
RPI	S	Opponent	Score	RPI	S	Opponent	Score	RPI	S	Opponent	Score	RPI	S	Opponent	Score		
				41	H	Princeton	59 78					110	A	Quinnipiac	51 64		
								68	N	Central Mich.	58 76	114	A	Iona	46 59		
								73	A	Army West Point	42 57	114	H	Iona	48 67		
												145	A	Pittsburgh	44 75		
												168	A	UMBC	53 58		
												168	N	UMBC	58 67		
												179	A	Marist	54 66		
												179	H	Marist	56 74		
												213	H	Lehigh	61 60		
												216	A	Siena	45 66		
												216	H	Siena	70 58		
												218	A	Canisius	49 60		
												218	H	Canisius	64 73		
												220	A	Fairfield	56 63		
												220	H	Fairfield	39 55		
												232	H	Manhattan	70 74		
												275	H	Monmouth	75 87		
												287	H	Towson	78 72		
												292	H	Niagara	57 67		
												333	A	Saint Peter's	68 67		
												345	A	St. Francis Brooklyn	71 59		
LAST 12 Division I GAMES:																	
				218	A	Canisius	49 60					275	H	Monmouth	75 87		
				333	A	Saint Peter's	68 67					216	H	Siena	70 58		
				114	H	Iona	48 67					220	H	Fairfield	39 55		
				179	H	Marist	56 74					292	H	Niagara	57 67		
				220	A	Fairfield	56 63					216	A	Siena	45 66		
				232	H	Manhattan	70 74					110	A	Quinnipiac	51 64		

Non-Div I Games:

Rider

■ Loss, 
 ■ Non-Conf, 
 ■ S Site, 
 ■ H Home 
 ■ A Away 
 N Neutral

Average RPI Win:	282	WON-LOST	WINNING	LAST 10	STRENGTH OF	OPP. STRENGTH	TEAM	ADJ.	CONF.	ADJ CONF.
Average RPI Loss:	181	RECORD	PCT. RANK	GAMES	SCHEDULE	OF SCHEDULE	RPI	RPI	RPI	RPI
DIV. I ONLY	13- 10	132	5- 5	302	330	195	195	31	31	
DIV. I NON-CONF.	5- 5	160	0- 0	182	134	137	137	32	32	
TOTALS	RPI 1-25	RPI 26-50	W-L RECORDS	RPI 51-100	RPI 101-150	RPI 150+				
13- 10	0- 1	0- 0	OVERALL	0- 2	0- 1	13- 6				
7- 2	0- 0	0- 0	HOME	0- 0	0- 0	7- 2				
6- 8	0- 0	0- 0	AWAY	0- 0	0- 0	6- 0				
0- 0	0- 0	0- 0	NEUTRAL	0- 0	0- 0	0- 0				
5- 5	0- 1	0- 0	NON-CONFERENCE	0- 2	0- 1	5- 1				
2- 1	0- 0	0- 0	HOME	0- 0	0- 0	2- 1				
3- 4	0- 1	0- 0	AWAY	0- 2	0- 1	3- 0				
0- 0	0- 0	0- 0	NEUTRAL	0- 0	0- 0	0- 0				
8- 5	0- 0	0- 0	CONFERENCE	0- 0	0- 0	8- 5				
5- 1	0- 0	0- 0	HOME	0- 0	0- 0	5- 1				
3- 4	0- 0	0- 0	AWAY	0- 0	0- 0	3- 4				
0- 0	0- 0	0- 0	NEUTRAL	0- 0	0- 0	0- 0				

RPI 1-25				RPI 26-50				RPI 51-100				RPI 101+ Team's RPI: 195			
RPI	S	Opponent	Score	RPI	S	Opponent	Score	RPI	S	Opponent	Score	RPI	S	Opponent	Score
19	A	Florida	52 79					57	A	Iowa	50 69	108	A	Youngstown St.	46 55
								90	A	Charlotte	73 94	159	H	Northern Ky.	70 72
												184	H	Delaware	53 50
												217	H	Morgan St.	76 44
												225	A	Bryant	65 71
												225	H	Bryant	55 53
												253	H	Sacred Heart	78 63
												272	A	Saint Francis (PA)	54 62
												275	A	Monmouth	60 47
												276	A	Central Conn. St.	39 48
												276	H	Central Conn. St.	72 55
												277	A	Ga. Southern	64 49
												279	A	La Salle	76 45
												303	A	Fairleigh Dickinson	52 60
												303	H	Fairleigh Dickinson	68 83
												320	A	LIU Brooklyn	52 49
												339	A	Mt. St. Mary's	74 67
												339	H	Mt. St. Mary's	61 56
												343	H	Wagner	64 44
												345	A	St. Francis Brooklyn	62 53
LAST 12 Division I GAMES:															
303	A	Fairleigh Dickinson	52 60	225	A	Bryant	65 71								
276	H	Central Conn. St.	72 55	339	H	Mt. St. Mary's	61 56								
225	H	Bryant	55 53	303	H	Fairleigh Dickinson	68 83								
339	A	Mt. St. Mary's	74 67	320	A	LIU Brooklyn	52 49								
272	A	Saint Francis (PA)	54 62	345	A	St. Francis Brooklyn	62 53								
276	A	Central Conn. St.	39 48	343	H	Wagner	64 44								

Non-Div I Games: West Va. Wesleyan 124 59

Robert Morris

■ Loss, 
 ■ Non-Conf, 
 ■ S Site, 
 ■ Home 
 ■ A Away 
 N Neutral

Average RPI Win:	117	WON-LOST	WINNING	LAST 10	STRENGTH OF	OPP. STRENGTH	TEAM	ADJ.	CONF.	ADJ CONF.
Average RPI Loss:	38	RECORD	PCT. RANK	GAMES	SCHEDULE	OF SCHEDULE	RPI	RPI	RPI	RPI
DIV. I ONLY	16- 10	108	5- 5	25	11	40	40	4	4	
DIV. I NON-CONF.	9- 3	69	0- 0	28	8	18	18	4	4	
TOTALS	RPI 1-25	RPI 26-50	W-L RECORDS	RPI 51-100	RPI 101-150	RPI 150+				
16- 10	1- 4	0- 3	OVERALL	6- 3	6- 0	3- 0				
10- 2	0- 1	0- 1	HOME	4- 0	4- 0	2- 0				
3- 8	0- 3	0- 2	AWAY	1- 3	1- 0	1- 0				
3- 0	1- 0	0- 0	NEUTRAL	1- 0	1- 0	0- 0				
9- 3	1- 1	0- 2	NON-CONFERENCE	3- 0	4- 0	1- 0				
5- 1	0- 0	0- 1	HOME	1- 0	3- 0	1- 0				
1- 2	0- 1	0- 1	AWAY	1- 0	0- 0	0- 0				
3- 0	1- 0	0- 0	NEUTRAL	1- 0	1- 0	0- 0				
7- 7	0- 3	0- 1	CONFERENCE	3- 3	2- 0	2- 0				
5- 1	0- 1	0- 0	HOME	3- 0	1- 0	1- 0				
2- 6	0- 2	0- 1	AWAY	0- 3	1- 0	1- 0				
0- 0	0- 0	0- 0	NEUTRAL	0- 0	0- 0	0- 0				

RPI 1-25				RPI 26-50				Team's RPI: 40				RPI 51-100				RPI 101+			
RPI	S	Opponent	Score	RPI	S	Opponent	Score	RPI	S	Opponent	Score	RPI	S	Opponent	Score	RPI	S	Opponent	Score
4	A	Ohio St.	78 90	35	A	Seton Hall	49 77	57	A	Iowa	65 69	101	N	Virginia	60 48				
4	H	Ohio St.	58 67	43	A	Indiana	48 64	62	H	Temple	61 51	114	H	Iona	58 33				
13	A	Florida St.	43 65	44	H	St. John's (NY)	62 69	74	A	Nebraska	54 65	120	H	LSU	69 57				
20	N	Green Bay	54 43					74	H	Nebraska	66 56	131	A	Penn St.	74 62				
25	A	Michigan St.	48 59					81	A	Minnesota	72 85	132	H	Arkansas	60 40				
								81	H	Minnesota	66 55	148	H	Wisconsin	61 41				
								82	N	Tulane	75 51	166	A	Illinois	63 56				
								87	H	Northwestern	61 59	166	H	Illinois	67 54				
								89	A	Saint Joseph's	78 65	300	H	Savannah St.	65 26				
LAST 12 Division I GAMES:																			
166	A	Illinois	63 56	4	H	Ohio St.	58 67												
87	H	Northwestern	61 59	25	A	Michigan St.	48 59												
131	A	Penn St.	74 62	74	A	Nebraska	54 65												
81	A	Minnesota	72 85	166	H	Illinois	67 54												
74	H	Nebraska	66 56	4	A	Ohio St.	78 90												
43	A	Indiana	48 64	148	H	Wisconsin	61 41												

Non-Div I Games:

Rutgers

■ Loss, 
■ Non-Conf, 
■ S Site, 
■ H Home 
■ A Away 
N Neutral



S  
I  
U  
E

SIUE				Through Games Of Feb. 13, 2016						
Average RPI Win:	245	WON-LOST	WINNING	LAST 10	STRENGTH OF	OPP. STRENGTH	TEAM	ADJ.	CONF.	ADJ CONF.
Average RPI Loss:	154	RECORD	PCT. RANK	GAMES	SCHEDULE	OF SCHEDULE	RPI	RPI	RPI	RPI
DIV. I ONLY	14- 11	140	7- 3	209	268	167	167	24	24	
DIV. I NON-CONF.	5- 8	209	0- 0	116	270	174	174	23	23	
-----										
TOTALS	RPI 1-25	RPI 26-50		W-L RECORDS		RPI 51-100	RPI 101-150	RPI 150+		
14- 11	0- 1	0- 1		OVERALL		1- 1	1- 3	12- 5		
8- 3	0- 0	0- 0		HOME		1- 0	1- 2	6- 1		
6- 7	0- 1	0- 1		AWAY		0- 1	0- 1	6- 3		
0- 1	0- 0	0- 0		NEUTRAL		0- 0	0- 0	0- 1		
5- 8	0- 1	0- 1		NON-CONFERENCE		1- 1	0- 2	4- 3		
3- 1	0- 0	0- 0		HOME		1- 0	0- 1	2- 0		
2- 6	0- 1	0- 1		AWAY		0- 1	0- 1	2- 2		
0- 1	0- 0	0- 0		NEUTRAL		0- 0	0- 0	0- 1		
9- 3	0- 0	0- 0		CONFERENCE		0- 0	1- 1	8- 2		
5- 2	0- 0	0- 0		HOME		0- 0	1- 1	4- 1		
4- 1	0- 0	0- 0		AWAY		0- 0	0- 0	4- 1		
0- 0	0- 0	0- 0		NEUTRAL		0- 0	0- 0	0- 0		

S  
I  
U  
E

RPI 1-25				RPI 26-50				RPI 51-100				RPI 101+ Team's RPI: 167			
RPI S	Opponent	Score		RPI S	Opponent	Score		RPI S	Opponent	Score		RPI S	Opponent	Score	
16 A	Oklahoma St.	61	86	31 A	Missouri	46	75	68 A	Central Mich.	65	78	103 H	UT Martin	79	85
								75 H	Saint Louis	71	64	104 H	Belmont	73	60
												116 H	IUPUI	67	85
												143 A	Southern Ill.	57	71
												201 H	Eastern Ky.	89	74
												202 H	Southeast Mo. St.	80	73
												227 A	Western Ill.	74	78
												230 A	Valparaiso	56	69
												234 N	Stephen F. Austin	74	82
												251 H	Northern Ill.	93	67
												262 H	Omaha	90	86
												263 A	Tennessee St.	61	73
												267 A	Murray St.	64	61
												267 H	Murray St.	76	79
												269 A	Austin Peay	72	61
												274 A	Tennessee Tech	83	68
												283 A	Jacksonville St.	62	57
												295 H	Morehead St.	90	81
												296 A	UMKC	63	58
												314 A	Illinois St.	65	57
												337 H	Eastern Ill.	87	75
-----															
LAST 12 Division I GAMES:															
267 H	Murray St.	76	79	201 H	Eastern Ky.	89	74								
103 H	UT Martin	79	85	295 H	Morehead St.	90	81								
337 H	Eastern Ill.	87	75	263 A	Tennessee St.	61	73								
269 A	Austin Peay	72	61	104 H	Belmont	73	60								
267 A	Murray St.	64	61	274 A	Tennessee Tech	83	68								
202 H	Southeast Mo. St.	80	73	283 A	Jacksonville St.	62	57								

Non-Div I Games:

SIUE

Average RPI Win:	187	WON-LOST	WINNING	LAST 10	STRENGTH OF	OPP. STRENGTH	TEAM	ADJ.	CONF.	ADJ CONF.
Average RPI Loss:	81	RECORD	PCT. RANK	GAMES	SCHEDULE	OF SCHEDULE	RPI	RPI	RPI	RPI
DIV. I ONLY	11- 12	188	5- 5	91	50	156	156	8	8	
DIV. I NON-CONF.	5- 6	180	0- 0	161	17	193	193	7	7	
TOTALS	RPI 1-25	RPI 26-50	W-L RECORDS	RPI 51-100	RPI 101-150	RPI 150+				
11- 12	0- 4	0- 2	OVERALL	1- 3	3- 0	7- 3				
7- 6	0- 2	0- 1	HOME	1- 2	2- 0	4- 1				
2- 5	0- 1	0- 1	AWAY	0- 1	0- 0	2- 2				
2- 1	0- 1	0- 0	NEUTRAL	0- 0	1- 0	1- 0				
5- 6	0- 3	0- 0	NON-CONFERENCE	0- 1	2- 0	3- 2				
3- 3	0- 1	0- 0	HOME	0- 1	1- 0	2- 1				
0- 2	0- 1	0- 0	AWAY	0- 0	0- 0	0- 1				
2- 1	0- 1	0- 0	NEUTRAL	0- 0	1- 0	1- 0				
6- 6	0- 1	0- 2	CONFERENCE	1- 2	1- 0	4- 1				
4- 3	0- 1	0- 1	HOME	1- 1	1- 0	2- 0				
2- 3	0- 0	0- 1	AWAY	0- 1	0- 0	2- 1				
0- 0	0- 0	0- 0	NEUTRAL	0- 0	0- 0	0- 0				

RPI	S	Opponent	Score	RPI	S	Opponent	Score	RPI	S	Opponent	Score	RPI	S	Opponent	Score	Team's RPI: 156
2	H	UConn	37 90	42	A	South Fla.	56 83	62	A	Temple	35 55	109	N	Arizona	58 46	
9	H	Arizona St.	57 64	42	H	South Fla.	48 66	62	H	Temple	69 67	112	H	Memphis	58 49	
15	A	Texas A&M	55 67					82	H	Tulane	42 54	124	H	Northwestern St.	74 36	
23	N	Mississippi St.	70 72					93	H	TCU	79 89	172	H	East Carolina	74 67	
												185	A	Tulsa	54 56	
												187	H	New Mexico	58 63	
												190	H	Kansas	73 64	
												210	N	Gardner-Webb	69 61	
												213	A	Cincinnati	73 55	
												224	A	North Texas	57 60	
												256	A	Houston	50 48	
												268	H	UCF	65 50	
												338	H	Cal St. Fullerton	74 53	
LAST 12 Division I GAMES:																
172	H	East Carolina	74 67	82	H	Tulane	42 54									
268	H	UCF	65 50	112	H	Memphis	58 49									
62	A	Temple	35 55	256	A	Houston	50 48									
42	H	South Fla.	48 66	42	A	South Fla.	56 83									
213	A	Cincinnati	73 55	62	H	Temple	69 67									
2	H	UConn	37 90	185	A	Tulsa	54 56									

Non-Div I Games:

SMU

■ Loss, 
 ■ Non-Conf, 
 ■ S Site, 
 ■ Home 
 ■ A Away 
 N Neutral

Average RPI Win:	248	WON-LOST	WINNING	LAST 10	STRENGTH OF	OPP. STRENGTH	TEAM	ADJ.	CONF.	ADJ CONF.
Average RPI Loss:	135	RECORD	PCT. RANK	GAMES	SCHEDULE	OF SCHEDULE	RPI	RPI	RPI	RPI
DIV. I ONLY	9- 14	235	5- 5	84	301	188	188	20	20	
DIV. I NON-CONF.	3- 8	258	0- 0	108	148	207	207	21	21	
TOTALS	RPI 1-25	RPI 26-50	W-L RECORDS	RPI 51-100	RPI 101-150	RPI 150+				
9- 14	0- 1	0- 0	OVERALL	0- 3	0- 3	9- 7				
5- 6	0- 1	0- 0	HOME	0- 1	0- 2	5- 2				
4- 7	0- 0	0- 0	AWAY	0- 1	0- 1	4- 5				
0- 1	0- 0	0- 0	NEUTRAL	0- 1	0- 0	0- 0				
3- 8	0- 1	0- 0	NON-CONFERENCE	0- 3	0- 2	3- 2				
1- 3	0- 1	0- 0	HOME	0- 1	0- 1	1- 0				
2- 4	0- 0	0- 0	AWAY	0- 1	0- 1	2- 2				
0- 1	0- 0	0- 0	NEUTRAL	0- 1	0- 0	0- 0				
6- 6	0- 0	0- 0	CONFERENCE	0- 0	0- 1	6- 5				
4- 3	0- 0	0- 0	HOME	0- 0	0- 1	4- 2				
2- 3	0- 0	0- 0	AWAY	0- 0	0- 0	2- 3				
0- 0	0- 0	0- 0	NEUTRAL	0- 0	0- 0	0- 0				

RPI 1-25				RPI 26-50				RPI 51-100				RPI 101+ Team's RPI: 188			
RPI	S	Opponent	Score	RPI	S	Opponent	Score	RPI	S	Opponent	Score	RPI	S	Opponent	Score
10	H	UCLA	76 109					53	N	Villanova	54 78	105	A	New Mexico St.	77 80
								76	A	California	99 117	127	H	Hawaii	72 74
								98	H	San Francisco	94 95	135	H	Idaho	88 98
												162	A	Montana St.	99 116
												162	H	Montana St.	79 80
												173	H	Eastern Wash.	83 100
												187	A	New Mexico	71 84
												189	A	UC Davis	92 77
												191	A	Weber St.	66 77
												191	H	Weber St.	87 64
												198	A	Cal Poly	72 97
												208	A	Montana	83 90
												208	H	Montana	83 75
												215	A	Utah St.	95 86
												222	A	Idaho St.	68 59
												222	H	Idaho St.	83 62
												325	A	Portland St.	126 78
												325	H	Portland St.	132 91
												332	H	UC Irvine	126 78
LAST 12 Division I GAMES:															
222	H	Idaho St.	83 62	325	A	Portland St.	126 78								
191	H	Weber St.	87 64	191	A	Weber St.	66 77								
162	A	Montana St.	99 116	222	A	Idaho St.	68 59								
208	A	Montana	83 90	208	H	Montana	83 75								
173	H	Eastern Wash.	83 100	162	H	Montana St.	79 80								
135	H	Idaho	88 98	325	H	Portland St.	132 91								

Non-Div I Games:

Sacramento St.

## Sacred Heart

Through Games Of Feb. 13, 2016

Average RPI Win:	309	WON-LOST	WINNING	LAST 10	STRENGTH OF	OPP. STRENGTH	TEAM	ADJ.	CONF.	ADJ CONF.
Average RPI Loss:	174	RECORD	PCT. RANK	GAMES	SCHEDULE	OF SCHEDULE	RPI	RPI	RPI	RPI
DIV. I ONLY	13- 11	150	9- 1	326	336	253	253	31	31	
DIV. I NON-CONF.	2- 9	296	0- 0	257	202	314	314	32	32	
TOTALS	RPI 1-25	RPI 26-50	W-L RECORDS	RPI 51-100	RPI 101-150	RPI 150+				
13- 11	0- 0	0- 1	OVERALL	0- 1	0- 2	13- 7				
7- 4	0- 0	0- 0	HOME	0- 0	0- 1	7- 3				
5- 6	0- 0	0- 1	AWAY	0- 1	0- 1	5- 3				
1- 1	0- 0	0- 0	NEUTRAL	0- 0	0- 0	1- 1				
2- 9	0- 0	0- 1	NON-CONFERENCE	0- 1	0- 2	2- 5				
1- 3	0- 0	0- 0	HOME	0- 0	0- 1	1- 2				
0- 5	0- 0	0- 1	AWAY	0- 1	0- 1	0- 2				
1- 1	0- 0	0- 0	NEUTRAL	0- 0	0- 0	1- 1				
11- 2	0- 0	0- 0	CONFERENCE	0- 0	0- 0	11- 2				
6- 1	0- 0	0- 0	HOME	0- 0	0- 0	6- 1				
5- 1	0- 0	0- 0	AWAY	0- 0	0- 0	5- 1				
0- 0	0- 0	0- 0	NEUTRAL	0- 0	0- 0	0- 0				

RPI 1-25				RPI 26-50				RPI 51-100				RPI 101+ Team's RPI: 253			
RPI	S	Opponent	Score	RPI	S	Opponent	Score	RPI	S	Opponent	Score	RPI	S	Opponent	Score
				44	A	St. John's (NY)	54 67	62	A	Temple	62 92	131	A	Penn St.	46 83
												136	H	Buffalo	53 66
												152	N	La.-Lafayette	58 60
												195	A	Robert Morris	63 78
												207	H	Hartford	67 68
												220	A	Fairfield	50 61
												225	H	Bryant	59 61
												231	H	Binghamton	69 60
												258	H	New Hampshire	69 81
												272	A	Saint Francis (PA)	81 77
												276	A	Central Conn. St.	61 57
												276	H	Central Conn. St.	79 69
												286	A	Vermont	51 53
												303	H	Fairleigh Dickinson	72 61
												304	N	Coastal Caro.	71 62
												320	A	LIU Brooklyn	62 53
												320	H	LIU Brooklyn	71 47
												339	H	Mt. St. Mary's	61 58
												343	A	Wagner	77 73
												343	H	Wagner	73 62
												345	A	St. Francis Brooklyn	68 51
												345	H	St. Francis Brooklyn	63 55
LAST 12 Division I GAMES:															
				276	H	Central Conn. St.	79 69	343	A	Wagner	77 73				
				320	H	LIU Brooklyn	71 47	276	A	Central Conn. St.	61 57				
				345	H	St. Francis Brooklyn	63 55	345	A	St. Francis Brooklyn	68 51				
				320	A	LIU Brooklyn	62 53	343	H	Wagner	73 62				
				225	H	Bryant	59 61	303	H	Fairleigh Dickinson	72 61				
				339	H	Mt. St. Mary's	61 58	272	A	Saint Francis (PA)	81 77				

Non-Div I Games:

Sacred Heart

■ Loss, 
 ■ Non-Conf, 
 ■ S Site, 
 ■ Home 
 ■ A Away 
 N Neutral

Average RPI Win:	301	WON-LOST	WINNING	LAST 10	STRENGTH OF	OPP. STRENGTH	TEAM	ADJ.	CONF.	ADJ CONF.
Average RPI Loss:	191	RECORD	PCT. RANK	GAMES	SCHEDULE	OF SCHEDULE	RPI	RPI	RPI	RPI
DIV. I ONLY	9- 14	235	6- 4	284	337	272	272	31	31	
DIV. I NON-CONF.	1- 9	325	0- 0	154	165	305	305	32	32	
TOTALS	RPI 1-25	RPI 26-50	W-L RECORDS	RPI 51-100	RPI 101-150	RPI 150+				
9- 14	0- 1	0- 1	OVERALL	0- 0	0- 2	9- 10				
6- 3	0- 0	0- 0	HOME	0- 0	0- 1	6- 2				
3- 10	0- 1	0- 1	AWAY	0- 0	0- 1	3- 7				
0- 1	0- 0	0- 0	NEUTRAL	0- 0	0- 0	0- 1				
1- 9	0- 1	0- 1	NON-CONFERENCE	0- 0	0- 2	1- 5				
1- 1	0- 0	0- 0	HOME	0- 0	0- 1	1- 0				
0- 7	0- 1	0- 1	AWAY	0- 0	0- 1	0- 4				
0- 1	0- 0	0- 0	NEUTRAL	0- 0	0- 0	0- 1				
8- 5	0- 0	0- 0	CONFERENCE	0- 0	0- 0	8- 5				
5- 2	0- 0	0- 0	HOME	0- 0	0- 0	5- 2				
3- 3	0- 0	0- 0	AWAY	0- 0	0- 0	3- 3				
0- 0	0- 0	0- 0	NEUTRAL	0- 0	0- 0	0- 0				

RPI 1-25				RPI 26-50				RPI 51-100				RPI 101+ Team's RPI: 272			
RPI	S	Opponent	Score	RPI	S	Opponent	Score	RPI	S	Opponent	Score	RPI	S	Opponent	Score
19	A	Florida	65 122	27	A	Ohio	65 91					139	A	Marshall	73 81
												145	H	Pittsburgh	59 74
												154	A	Cornell	69 75
												195	H	Robert Morris	62 54
												201	N	Eastern Ky.	82 88
												213	A	Cincinnati	86 93
												218	A	Canisius	52 77
												219	A	Columbia	78 82
												225	A	Bryant	72 84
												225	H	Bryant	85 72
												253	H	Sacred Heart	77 81
												276	A	Central Conn. St.	51 66
												276	H	Central Conn. St.	59 79
												303	A	Fairleigh Dickinson	72 73
												303	H	Fairleigh Dickinson	87 67
												304	H	Coastal Caro.	106 74
												320	A	LIU Brooklyn	84 75
												339	A	Mt. St. Mary's	73 64
												339	H	Mt. St. Mary's	87 57
												343	H	Wagner	93 78
												345	A	St. Francis Brooklyn	83 76
LAST 12 Division I GAMES:															
339	A	Mt. St. Mary's	73 64	276	A	Central Conn. St.	51 66								
225	H	Bryant	85 72	303	H	Fairleigh Dickinson	87 67								
276	H	Central Conn. St.	59 79	339	H	Mt. St. Mary's	87 57								
303	A	Fairleigh Dickinson	72 73	345	A	St. Francis Brooklyn	83 76								
195	H	Robert Morris	62 54	320	A	LIU Brooklyn	84 75								
225	A	Bryant	72 84	253	H	Sacred Heart	77 81								

Non-Div I Games: Pitt.-Johnstown 82 78

Saint Francis (PA)

■ Loss, 
 ■ Non-Conf, 
 ■ S Site, 
 ■ Home 
 ■ A Away 
 N Neutral

## Saint Joseph's

Through Games Of Feb. 13, 2016

Average RPI Win:	149	WON-LOST	WINNING	LAST 10	STRENGTH OF	OPP. STRENGTH	TEAM	ADJ.	CONF.	ADJ CONF.
Average RPI Loss:	66	RECORD	PCT. RANK	GAMES	SCHEDULE	OF SCHEDULE	RPI	RPI	RPI	RPI
DIV. I ONLY	11- 13	194	4- 6	6	80	89	89	7	7	
DIV. I NON-CONF.	6- 6	160	0- 0	3	46	52	52	8	8	
TOTALS	RPI 1-25	RPI 26-50	W-L RECORDS	RPI 51-100	RPI 101-150	RPI 150+				
11- 13	0- 2	1- 5	OVERALL	4- 3	0- 1	6- 2				
7- 7	0- 1	1- 4	HOME	2- 1	0- 1	4- 0				
4- 6	0- 1	0- 1	AWAY	2- 2	0- 0	2- 2				
0- 0	0- 0	0- 0	NEUTRAL	0- 0	0- 0	0- 0				
6- 6	0- 1	1- 2	NON-CONFERENCE	3- 2	0- 1	2- 0				
4- 4	0- 1	1- 2	HOME	2- 0	0- 1	1- 0				
2- 2	0- 0	0- 0	AWAY	1- 2	0- 0	1- 0				
0- 0	0- 0	0- 0	NEUTRAL	0- 0	0- 0	0- 0				
5- 7	0- 1	0- 3	CONFERENCE	1- 1	0- 0	4- 2				
3- 3	0- 0	0- 2	HOME	0- 1	0- 0	3- 0				
2- 4	0- 1	0- 1	AWAY	1- 0	0- 0	1- 2				
0- 0	0- 0	0- 0	NEUTRAL	0- 0	0- 0	0- 0				

RPI 1-25				RPI 26-50				RPI 51-100 Team's RPI: 89				RPI 101+			
RPI	S	Opponent	Score	RPI	S	Opponent	Score	RPI	S	Opponent	Score	RPI	S	Opponent	Score
1	H	Notre Dame	55 91	33	H	George Washington	45 70	53	A	Villanova	49 55	114	H	Iona	75 81
21	A	Duquesne	59 73	35	H	Seton Hall	54 66	62	A	Temple	70 67	164	A	George Mason	41 55
				36	H	Penn	50 46	65	A	Hofstra	62 75	165	A	Fordham	40 47
				39	A	St. Bonaventure	51 65	68	H	Central Mich.	76 66	165	H	Fordham	61 51
				40	H	Rutgers	65 78	75	H	Saint Louis	66 77	168	H	UMBC	104 45
				50	H	Dayton	61 71	85	H	Drexel	53 46	213	A	Lehigh	63 62
								97	A	VCU	66 63	226	H	Richmond	64 53
												238	A	Massachusetts	62 58
												279	H	La Salle	64 55
LAST 12 Division I GAMES:															
		21	A	Duquesne	59	73				75	H	Saint Louis	66	77	
		165	H	Fordham	61	51				165	A	Fordham	40	47	
		164	A	George Mason	41	55				226	H	Richmond	64	53	
		279	H	La Salle	64	55				97	A	VCU	66	63	
		39	A	St. Bonaventure	51	65				238	A	Massachusetts	62	58	
		50	H	Dayton	61	71				33	H	George Washington	45	70	

Non-Div I Games:

Saint Joseph's

■ Loss, 
 ■ Non-Conf, 
 ■ S Site, 
 ■ H Home 
 ■ A Away 
 N Neutral

## Saint Louis

Through Games Of Feb. 13, 2016

Average RPI Win:	203	WON-LOST	WINNING	LAST 10	STRENGTH OF	OPP. STRENGTH	TEAM	ADJ.	CONF.	ADJ CONF.
Average RPI Loss:	94	RECORD	PCT. RANK	GAMES	SCHEDULE	OF SCHEDULE	RPI	RPI	RPI	RPI
DIV. I ONLY	17- 6	53	8- 2	195	135	75	75	7	7	
DIV. I NON-CONF.	9- 3	69	1- 0	261	286	103	103	8	8	
TOTALS	RPI 1-25	RPI 26-50	W-L RECORDS	RPI 51-100	RPI 101-150	RPI 150+				
17- 6	0- 0	1- 2	OVERALL	2- 2	2- 0	12- 2				
8- 1	0- 0	1- 0	HOME	0- 0	0- 0	7- 1				
8- 5	0- 0	0- 2	AWAY	2- 2	2- 0	4- 1				
1- 0	0- 0	0- 0	NEUTRAL	0- 0	0- 0	1- 0				
9- 3	0- 0	0- 0	NON-CONFERENCE	0- 2	2- 0	7- 1				
4- 0	0- 0	0- 0	HOME	0- 0	0- 0	4- 0				
4- 3	0- 0	0- 0	AWAY	0- 2	2- 0	2- 1				
1- 0	0- 0	0- 0	NEUTRAL	0- 0	0- 0	1- 0				
8- 3	0- 0	1- 2	CONFERENCE	2- 0	0- 0	5- 1				
4- 1	0- 0	1- 0	HOME	0- 0	0- 0	3- 1				
4- 2	0- 0	0- 2	AWAY	2- 0	0- 0	2- 0				
0- 0	0- 0	0- 0	NEUTRAL	0- 0	0- 0	0- 0				

RPI 1-25			RPI 26-50			RPI 51-100			Team's RPI: 75			RPI 101+			
RPI	S	Opponent	Score	RPI	S	Opponent	Score	RPI	S	Opponent	Score	RPI	S	Opponent	Score
				33	A	George Washington	80 89	78	A	Ball St.	70 79	112	A	Memphis	63 57
				39	A	St. Bonaventure	59 80	82	A	Tulane	58 66	119	A	Mercer	68 60
				50	H	Dayton	70 56	89	A	Saint Joseph's	77 66	155	A	Davidson	79 50
								97	A	VCU	77 72	164	A	George Mason	61 50
												164	H	George Mason	63 73
												167	A	SIUE	64 71
												185	H	Tulsa	82 73
												202	H	Southeast Mo. St.	67 52
												226	H	Richmond	73 48
												238	H	Massachusetts	69 49
												248	A	Indiana St.	62 52
												279	H	La Salle	79 70
												293	N	Cleveland St.	76 65
												305	H	Bradley	75 58
												337	H	Eastern Ill.	78 47
												344	A	Alabama A&M	91 60
LAST 12 Division I GAMES:															
				39	A	St. Bonaventure	59 80	50	H	Dayton	70 56				
				226	H	Richmond	73 48	238	H	Massachusetts	69 49				
				33	A	George Washington	80 89	155	A	Davidson	79 50				
				164	A	George Mason	61 50	97	A	VCU	77 72				
				279	H	La Salle	79 70	164	H	George Mason	63 73				
				89	A	Saint Joseph's	77 66	305	H	Bradley	75 58				

Non-Div I Games: Mo.-St. Louis 67 31

Saint Louis

■ Loss, 
 ■ Non-Conf, 
 ■ S Site, 
 ■ Home 
 ■ A Away 
 N Neutral

## Saint Peter's

Through Games Of Feb. 13, 2016

Average RPI Win:	258	WON-LOST	WINNING	LAST 10	STRENGTH OF	OPP. STRENGTH	TEAM	ADJ.	CONF.	ADJ CONF.
Average RPI Loss:	203	RECORD	PCT. RANK	GAMES	SCHEDULE	OF SCHEDULE	RPI	RPI	RPI	RPI
DIV. I ONLY	4- 20	323	1- 9	238	304	333	333	23	23	
DIV. I NON-CONF.	2- 7	280	0- 0	147	344	295	295	24	24	
TOTALS	RPI 1-25	RPI 26-50	W-L RECORDS	RPI 51-100	RPI 101-150	RPI 150+				
4- 20	0- 1	0- 1	OVERALL	0- 0	0- 3	4- 15				
4- 9	0- 1	0- 0	HOME	0- 0	0- 2	4- 6				
0- 11	0- 0	0- 0	AWAY	0- 0	0- 1	0- 0				
0- 0	0- 0	0- 0	NEUTRAL	0- 0	0- 0	0- 0				
2- 7	0- 1	0- 1	NON-CONFERENCE	0- 0	0- 1	2- 4				
2- 3	0- 1	0- 0	HOME	0- 0	0- 1	2- 1				
0- 4	0- 0	0- 1	AWAY	0- 0	0- 0	0- 3				
0- 0	0- 0	0- 0	NEUTRAL	0- 0	0- 0	0- 0				
2- 13	0- 0	0- 0	CONFERENCE	0- 0	0- 2	2- 11				
2- 6	0- 0	0- 0	HOME	0- 0	0- 1	2- 5				
0- 7	0- 0	0- 0	AWAY	0- 0	0- 1	0- 6				
0- 0	0- 0	0- 0	NEUTRAL	0- 0	0- 0	0- 0				

RPI 1-25				RPI 26-50				RPI 51-100				RPI 101+ Team's RPI: 333			
RPI	S	Opponent	Score	RPI	S	Opponent	Score	RPI	S	Opponent	Score	RPI	S	Opponent	Score
21	H	Duquesne	38 63	35	A	Seton Hall	65 81					110	A	Quinnipiac	49 66
												114	H	Iona	51 65
												128	H	Stony Brook	35 69
												179	A	Marist	46 69
												179	H	Marist	55 74
												192	H	Brown	79 67
												213	A	Lehigh	42 74
												216	A	Siena	58 59
												216	H	Siena	55 64
												218	A	Canisius	42 54
												218	H	Canisius	53 60
												220	A	Fairfield	49 76
												220	H	Fairfield	56 46
												232	A	Manhattan	47 64
												244	H	Navy	39 50
												275	H	Monmouth	67 62
												292	A	Niagara	46 51
												292	H	Niagara	48 52
												294	H	Rider	67 68
												303	A	Fairleigh Dickinson	52 73
												331	A	Lafayette	69 72
												345	H	St. Francis Brooklyn	44 40
LAST 12 Division I GAMES:															
220	A	Fairfield	49 76	232	A	Manhattan	47 64								
294	H	Rider	67 68	292	A	Niagara	46 51								
179	H	Marist	55 74	218	A	Canisius	42 54								
110	A	Quinnipiac	49 66	220	H	Fairfield	56 46								
216	H	Siena	55 64	292	H	Niagara	48 52								
179	A	Marist	46 69	275	H	Monmouth	67 62								

Non-Div I Games:

Saint Peter's

■ Loss, 
 ■ Non-Conf, 
 ■ S Site, 
 ■ H Home 
 ■ A Away 
 N Neutral



Sam Houston St.

Through Games Of Feb. 13, 2016

Average RPI Win:	291	WON-LOST	WINNING	LAST 10	STRENGTH OF	OPP. STRENGTH	TEAM	ADJ.	CONF.	ADJ CONF.
Average RPI Loss:	148	RECORD	PCT. RANK	GAMES	SCHEDULE	OF SCHEDULE	RPI	RPI	RPI	RPI
DIV. I ONLY	7- 14	257	3- 7	208	219	233	233	28	28	
DIV. I NON-CONF.	2- 6	272	0- 0	61	65	157	157	26	26	
TOTALS	RPI 1-25	RPI 26-50	W-L RECORDS	RPI 51-100	RPI 101-150	RPI 150+				
7- 14	0- 2	0- 1	OVERALL	0- 3	0- 2	7- 6				
3- 3	0- 0	0- 0	HOME	0- 1	0- 0	3- 2				
4- 10	0- 1	0- 1	AWAY	0- 2	0- 2	4- 4				
0- 1	0- 1	0- 0	NEUTRAL	0- 0	0- 0	0- 0				
2- 6	0- 2	0- 1	NON-CONFERENCE	0- 1	0- 1	2- 1				
0- 1	0- 0	0- 0	HOME	0- 0	0- 0	0- 1				
2- 4	0- 1	0- 1	AWAY	0- 1	0- 1	2- 0				
0- 1	0- 1	0- 0	NEUTRAL	0- 0	0- 0	0- 0				
5- 8	0- 0	0- 0	CONFERENCE	0- 2	0- 1	5- 5				
3- 2	0- 0	0- 0	HOME	0- 1	0- 0	3- 1				
2- 6	0- 0	0- 0	AWAY	0- 1	0- 1	2- 4				
0- 0	0- 0	0- 0	NEUTRAL	0- 0	0- 0	0- 0				

RPI 1-25				RPI 26-50				RPI 51-100				RPI 101+ Team's RPI: 233			
RPI	S	Opponent	Score	RPI	S	Opponent	Score	RPI	S	Opponent	Score	RPI	S	Opponent	Score
7	A	Texas	49 83	49	A	Kansas St.	50 78	61	A	Abilene Christian	55 67	124	A	Northwestern St.	49 69
13	N	Florida St.	37 94					61	H	Abilene Christian	76 87	132	A	Arkansas	47 67
								93	A	TCU	59 85	169	A	McNeese St.	79 82
												228	A	Texas Southern	53 51
												234	A	Stephen F. Austin	63 70
												237	H	Rice	46 58
												243	A	Houston Baptist	63 67
												243	H	Houston Baptist	78 70
												278	A	Lamar	78 76
												306	H	Southeastern La.	80 56
												319	A	Incarinate Word	65 60
												320	A	LIU Brooklyn	63 56
												324	H	Nicholls St.	63 67
												326	A	A&M-Corpus Christi	71 81
												340	H	New Orleans	64 52
LAST 12 Division I GAMES:															
243	H	Houston Baptist	78 70	61	H	Abilene Christian	76 87								
61	A	Abilene Christian	55 67	169	A	McNeese St.	79 82								
326	A	A&M-Corpus Christi	71 81	324	H	Nicholls St.	63 67								
243	A	Houston Baptist	63 67	340	H	New Orleans	64 52								
278	A	Lamar	78 76	306	H	Southeastern La.	80 56								
234	A	Stephen F. Austin	63 70	124	A	Northwestern St.	49 69								

Non-Div I Games: LSU-Alexandria 85 50 Our Lady Of The Lak67 56

Sam Houston St.

Loss, Non-Conf, S Site, H Home A Away N Neutral

Average RPI Win:	245	WON-LOST	WINNING	LAST 10	STRENGTH OF	OPP. STRENGTH	TEAM	ADJ.	CONF.	ADJ CONF.
Average RPI Loss:	100	RECORD	PCT. RANK	GAMES	SCHEDULE	OF SCHEDULE	RPI	RPI	RPI	RPI
DIV. I ONLY	14- 9	109	8- 2	231	181	122	122	17	17	
DIV. I NON-CONF.	6- 7	176	1- 1	205	189	143	143	16	16	
TOTALS	RPI 1-25	RPI 26-50	W-L RECORDS	RPI 51-100	RPI 101-150	RPI 150+				
14- 9	0- 1	0- 1	OVERALL	1- 1	2- 5	11- 1				
5- 2	0- 0	0- 0	HOME	1- 0	1- 2	3- 0				
8- 7	0- 1	0- 1	AWAY	0- 1	1- 3	7- 1				
1- 0	0- 0	0- 0	NEUTRAL	0- 0	0- 0	1- 0				
6- 7	0- 1	0- 1	NON-CONFERENCE	0- 1	1- 3	5- 1				
1- 1	0- 0	0- 0	HOME	0- 0	0- 1	1- 0				
4- 6	0- 1	0- 1	AWAY	0- 1	1- 2	3- 1				
1- 0	0- 0	0- 0	NEUTRAL	0- 0	0- 0	1- 0				
8- 2	0- 0	0- 0	CONFERENCE	1- 0	1- 2	6- 0				
4- 1	0- 0	0- 0	HOME	1- 0	1- 1	2- 0				
4- 1	0- 0	0- 0	AWAY	0- 0	0- 1	4- 0				
0- 0	0- 0	0- 0	NEUTRAL	0- 0	0- 0	0- 0				

RPI 1-25				RPI 26-50				RPI 51-100				RPI 101+				Team's RPI: 122	
RPI	S	Opponent	Score	RPI	S	Opponent	Score	RPI	S	Opponent	Score	RPI	S	Opponent	Score		
23	A	Mississippi St.	47 68	43	A	Indiana	56 65	60	H	Chattanooga	48 43	103	A	UT Martin	50 52		
								79	A	Georgia Tech	55 66	117	H	Harvard	54 60		
												119	A	Mercer	61 63		
												119	H	Mercer	60 63		
												120	A	LSU	47 44		
												140	H	ETSU	55 47		
												144	A	UAB	41 61		
												153	A	Southern Miss.	48 56		
												178	H	Troy	73 69		
												211	A	Furman	58 45		
												280	A	Alabama St.	54 35		
												283	A	Jacksonville St.	50 39		
												291	A	UNCG	57 52		
												291	H	UNCG	80 49		
												298	A	Western Caro.	59 42		
												298	H	Western Caro.	57 52		
												307	A	Wofford	58 39		
												324	N	Nicholls St.	45 43		
												344	A	Alabama A&M	54 30		
LAST 12 Division I GAMES:																	
				119	A	Mercer	61 63					140	H	ETSU	55 47		
				298	H	Western Caro.	57 52					119	H	Mercer	60 63		
				291	H	UNCG	80 49					291	A	UNCG	57 52		
				307	A	Wofford	58 39					298	A	Western Caro.	59 42		
				211	A	Furman	58 45					117	H	Harvard	54 60		
				60	H	Chattanooga	48 43					120	A	LSU	47 44		

Non-Div I Games: AUM 82 32 Shorter 53 33

Samford

Loss, Non-Conf, S Site, H Home A Away N Neutral

Average RPI Win:	191	WON-LOST	WINNING	LAST 10	STRENGTH OF	OPP. STRENGTH	TEAM	ADJ.	CONF.	ADJ CONF.
Average RPI Loss:	68	RECORD	PCT. RANK	GAMES	SCHEDULE	OF SCHEDULE	RPI	RPI	RPI	RPI
DIV. I ONLY	20- 5	32	7- 3	204	96	84	84	9	9	
DIV. I NON-CONF.	9- 1	22	0- 0	318	138	114	114	9	9	
TOTALS	RPI 1-25	RPI 26-50	W-L RECORDS	RPI 51-100	RPI 101-150	RPI 150+				
20- 5	1- 0	0- 0	OVERALL	3- 5	3- 0	13- 0				
10- 4	1- 0	0- 0	HOME	1- 4	2- 0	6- 0				
10- 1	0- 0	0- 0	AWAY	2- 1	1- 0	7- 0				
0- 0	0- 0	0- 0	NEUTRAL	0- 0	0- 0	0- 0				
9- 1	0- 0	0- 0	NON-CONFERENCE	0- 1	3- 0	6- 0				
4- 1	0- 0	0- 0	HOME	0- 1	2- 0	2- 0				
5- 0	0- 0	0- 0	AWAY	0- 0	1- 0	4- 0				
0- 0	0- 0	0- 0	NEUTRAL	0- 0	0- 0	0- 0				
11- 4	1- 0	0- 0	CONFERENCE	3- 4	0- 0	7- 0				
6- 3	1- 0	0- 0	HOME	1- 3	0- 0	4- 0				
5- 1	0- 0	0- 0	AWAY	2- 1	0- 0	3- 0				
0- 0	0- 0	0- 0	NEUTRAL	0- 0	0- 0	0- 0				

RPI S	Opponent	Score	RPI S	Opponent	Score	RPI S	Opponent	Score	RPI S	Opponent	Score
12	H BYU	78 65				56	A Santa Clara	70 58	109	H Arizona	59 54
						56	H Santa Clara	47 61	118	H Akron	86 65
						59	A St. Mary's (CA)	60 68	142	A Fresno St.	72 68
						59	H St. Mary's (CA)	68 73	158	A Pacific	59 56
						69	H Washington St.	72 78	158	H Pacific	69 56
						95	H Gonzaga	63 54	162	A Montana St.	62 49
						98	A San Francisco	67 58	230	H Valparaiso	76 60
						98	H San Francisco	54 59	239	A Loyola Marymount	75 67
									239	H Loyola Marymount	82 58
									246	A San Diego St.	60 53
									265	A Pepperdine	70 54
									265	H Pepperdine	74 55
									282	H Portland	71 43
									288	H CSUN	86 64
									329	A Nevada	84 47
									338	A Cal St. Fullerton	53 44
LAST 12 Division I GAMES:											
98	H San Francisco	54 59	239	H Loyola Marymount	82 58						
56	H Santa Clara	47 61	265	H Pepperdine	74 55						
158	A Pacific	59 56	95	H Gonzaga	63 54						
59	A St. Mary's (CA)	60 68	282	H Portland	71 43						
239	A Loyola Marymount	75 67	56	A Santa Clara	70 58						
265	A Pepperdine	70 54	98	A San Francisco	67 58						

Non-Div I Games: Hope Int'l 90 52

San Diego

■ Loss, 
 ■ Non-Conf, 
 ■ S Site, 
 ■ H Home 
 ■ A Away 
 N Neutral

Average RPI Win:	<b>249</b>	WON-LOST	WINNING	LAST 10	STRENGTH OF	OPP. STRENGTH	TEAM	ADJ.	CONF.	ADJ CONF.
Average RPI Loss:	<b>151</b>	RECORD	PCT. RANK	GAMES	SCHEDULE	OF SCHEDULE	RPI	RPI	RPI	RPI
DIV. I ONLY	<b>8- 15</b>	<b>253</b>	<b>3- 7</b>	<b>190</b>	<b>216</b>	<b>246</b>	<b>246</b>	<b>19</b>	<b>19</b>	
DIV. I NON-CONF.	<b>4- 6</b>	<b>201</b>	<b>0- 0</b>	<b>238</b>	<b>220</b>	<b>254</b>	<b>254</b>	<b>20</b>	<b>20</b>	
TOTALS	RPI 1-25	RPI 26-50	W-L RECORDS	RPI 51-100	RPI 101-150	RPI 150+				
8- 15	0- 0	0- 3	OVERALL	0- 2	2- 3	6- 7				
4- 8	0- 0	0- 1	HOME	0- 2	2- 1	2- 4				
4- 7	0- 0	0- 2	AWAY	0- 0	0- 2	4- 3				
0- 0	0- 0	0- 0	NEUTRAL	0- 0	0- 0	0- 0				
4- 6	0- 0	0- 1	NON-CONFERENCE	0- 2	1- 1	3- 2				
3- 3	0- 0	0- 0	HOME	0- 2	1- 0	2- 1				
1- 3	0- 0	0- 1	AWAY	0- 0	0- 1	1- 1				
0- 0	0- 0	0- 0	NEUTRAL	0- 0	0- 0	0- 0				
4- 9	0- 0	0- 2	CONFERENCE	0- 0	1- 2	3- 5				
1- 5	0- 0	0- 1	HOME	0- 0	1- 1	0- 3				
3- 4	0- 0	0- 1	AWAY	0- 0	0- 1	3- 2				
0- 0	0- 0	0- 0	NEUTRAL	0- 0	0- 0	0- 0				

RPI 1-25				RPI 26-50				RPI 51-100				RPI 101+				Team's RPI: 246	
RPI	S	Opponent	Score	RPI	S	Opponent	Score	RPI	S	Opponent	Score	RPI	S	Opponent	Score		
				28	A	Washington	51 80	67	H	UC Riverside	68 85	138	H	Boise St.	45 75		
				46	A	Colorado St.	54 70	84	H	San Diego	53 60	142	A	Fresno St.	49 54		
				46	H	Colorado St.	57 60					142	H	Fresno St.	65 54		
												148	H	Wisconsin	63 57		
												149	A	Long Beach St.	54 74		
												181	H	UNLV	41 55		
												187	A	New Mexico	51 46		
												189	H	UC Davis	54 65		
												194	A	San Jose St.	73 78		
												215	A	Utah St.	59 72		
												215	H	Utah St.	36 55		
												234	A	Wyoming	84 77		
												239	A	Loyola Marymount	65 92		
												288	A	CSUN	67 65		
												315	H	North Dakota St.	64 54		
												329	H	Nevada	64 70		
												338	H	Cal St. Fullerton	54 43		
												342	A	Air Force	69 66		
LAST 12 Division I GAMES:																	
				342	A	Air Force	69 66	215	A	Utah St.	59 72						
				142	H	Fresno St.	65 54	142	A	Fresno St.	49 54						
				187	A	New Mexico	51 46	138	H	Boise St.	45 75						
				46	A	Colorado St.	54 70	46	H	Colorado St.	57 60						
				181	H	UNLV	41 55	194	A	San Jose St.	73 78						
				329	H	Nevada	64 70	215	H	Utah St.	36 55						

Non-Div I Games: San Diego Christian60 25

San Diego St.

## San Francisco

Through Games Of Feb. 13, 2016

Average RPI Win:	194	WON-LOST	WINNING	LAST 10	STRENGTH OF	OPP. STRENGTH	TEAM	ADJ.	CONF.	ADJ CONF.
Average RPI Loss:	95	RECORD	PCT. RANK	GAMES	SCHEDULE	OF SCHEDULE	RPI	RPI	RPI	RPI
DIV. I ONLY	13- 10	132	5- 5	96	100	98	98	9	9	
DIV. I NON-CONF.	7- 2	57	0- 0	234	167	90	90	9	9	
TOTALS	RPI 1-25	RPI 26-50	W-L RECORDS	RPI 51-100	RPI 101-150	RPI 150+				
13- 10	0- 2	0- 0	OVERALL	3- 5	2- 0	8- 3				
4- 5	0- 1	0- 0	HOME	2- 3	1- 0	1- 1				
9- 5	0- 1	0- 0	AWAY	1- 2	1- 0	7- 2				
0- 0	0- 0	0- 0	NEUTRAL	0- 0	0- 0	0- 0				
7- 2	0- 0	0- 0	NON-CONFERENCE	1- 0	2- 0	4- 2				
2- 1	0- 0	0- 0	HOME	1- 0	1- 0	0- 1				
5- 1	0- 0	0- 0	AWAY	0- 0	1- 0	4- 1				
0- 0	0- 0	0- 0	NEUTRAL	0- 0	0- 0	0- 0				
6- 8	0- 2	0- 0	CONFERENCE	2- 5	0- 0	4- 1				
2- 4	0- 1	0- 0	HOME	1- 3	0- 0	1- 0				
4- 4	0- 1	0- 0	AWAY	1- 2	0- 0	3- 1				
0- 0	0- 0	0- 0	NEUTRAL	0- 0	0- 0	0- 0				

RPI 1-25				RPI 26-50				RPI 51-100 Team's RPI: 98				RPI 101+			
RPI	S	Opponent	Score	RPI	S	Opponent	Score	RPI	S	Opponent	Score	RPI	S	Opponent	Score
12	A	BYU	62 65					56	A	Santa Clara	57 68	130	H	North Dakota	74 57
12	H	BYU	57 66					56	H	Santa Clara	57 59	149	A	Long Beach St.	66 52
								59	H	St. Mary's (CA)	68 78	158	A	Pacific	57 70
								67	H	UC Riverside	88 76	188	A	Sacramento St.	95 94
								84	A	San Diego	59 54	194	A	San Jose St.	82 78
								84	H	San Diego	58 67	198	H	Cal Poly	61 62
								95	A	Gonzaga	47 68	221	A	Utah Valley	88 94
								95	H	Gonzaga	71 52	224	A	North Texas	69 61
												239	A	Loyola Marymount	75 73
												265	A	Pepperdine	81 74
												282	A	Portland	82 63
												282	H	Portland	90 69
												329	A	Nevada	70 62
LAST 12 Division I GAMES:															
84	A	San Diego	59 54	265	A	Pepperdine	81 74								
12	A	BYU	62 65	239	A	Loyola Marymount	75 73								
56	H	Santa Clara	57 59	12	H	BYU	57 66								
95	H	Gonzaga	71 52	84	H	San Diego	58 67								
282	H	Portland	90 69	282	A	Portland	82 63								
56	A	Santa Clara	57 68	95	A	Gonzaga	47 68								

Non-Div I Games: Holy Names 77 31 San Fran. St. 73 45

San Francisco

Loss, Non-Conf, S Site, H Home A Away N Neutral

Average RPI Win:	247	WON-LOST	WINNING	LAST 10	STRENGTH OF	OPP. STRENGTH	TEAM	ADJ.	CONF.	ADJ CONF.
Average RPI Loss:	111	RECORD	PCT. RANK	GAMES	SCHEDULE	OF SCHEDULE	RPI	RPI	RPI	RPI
DIV. I ONLY	9- 14	235	5- 5	97	207	194	194	19	19	
DIV. I NON-CONF.	1- 9	325	0- 0	83	170	279	279	20	20	
TOTALS	RPI 1-25	RPI 26-50	W-L RECORDS	RPI 51-100	RPI 101-150	RPI 150+				
9- 14	0- 0	0- 2	OVERALL	0- 5	1- 4	8- 3				
5- 7	0- 0	0- 1	HOME	0- 2	0- 4	5- 0				
4- 7	0- 0	0- 1	AWAY	0- 3	1- 0	3- 3				
0- 0	0- 0	0- 0	NEUTRAL	0- 0	0- 0	0- 0				
1- 9	0- 0	0- 0	NON-CONFERENCE	0- 5	0- 2	1- 2				
1- 4	0- 0	0- 0	HOME	0- 2	0- 2	1- 0				
0- 5	0- 0	0- 0	AWAY	0- 3	0- 0	0- 2				
0- 0	0- 0	0- 0	NEUTRAL	0- 0	0- 0	0- 0				
8- 5	0- 0	0- 2	CONFERENCE	0- 0	1- 2	7- 1				
4- 3	0- 0	0- 1	HOME	0- 0	0- 2	4- 0				
4- 2	0- 0	0- 1	AWAY	0- 0	1- 0	3- 1				
0- 0	0- 0	0- 0	NEUTRAL	0- 0	0- 0	0- 0				

RPI S	Opponent	Score	RPI S	Opponent	Score	RPI S	Opponent	Score	RPI S	Opponent	Score	Team's RPI: 194
46	A Colorado St.	54 76	46	H Colorado St.	78 80	58	A Oregon	74 104	105	H New Mexico St.	66 75	
						59	A St. Mary's (CA)	81 91	127	H Hawaii	73 76	
						69	A Washington St.	80 95	138	H Boise St.	75 78	
						80	H South Dakota	77 87	142	A Fresno St.	66 64	
						98	H San Francisco	78 82	142	H Fresno St.	54 59	
									158	A Pacific	69 81	
									181	H UNLV	69 61	
									187	A New Mexico	57 71	
									187	H New Mexico	59 58	
									215	A Utah St.	86 74	
									234	A Wyoming	67 66	
									245	A CSU Bakersfield	88 90	
									246	H San Diego St.	78 73	
									332	H UC Irvine	79 58	
									342	A Air Force	72 49	
									342	H Air Force	81 60	
LAST 12 Division I GAMES:												
187	H New Mexico	59 58	138	H Boise St.	75 78							
181	H UNLV	69 61	142	H Fresno St.	54 59							
142	A Fresno St.	66 64	234	A Wyoming	67 66							
342	A Air Force	72 49	46	A Colorado St.	54 76							
46	H Colorado St.	78 80	246	H San Diego St.	78 73							
187	A New Mexico	57 71	342	H Air Force	81 60							

Non-Div I Games: Southern Ore. 92 78

San Jose St.

Santa Clara

Through Games Of Feb. 13, 2016

Average RPI Win:	187	WON-LOST	WINNING	LAST 10	STRENGTH OF	OPP. STRENGTH	TEAM	ADJ.	CONF.	ADJ CONF.
Average RPI Loss:	45	RECORD	PCT. RANK	GAMES	SCHEDULE	OF SCHEDULE	RPI	RPI	RPI	RPI
DIV. I ONLY	17- 6	53	7- 3	131	72	56	56	9	9	
DIV. I NON-CONF.	7- 2	57	0- 0	267	32	82	82	9	9	
TOTALS	RPI 1-25	RPI 26-50	W-L RECORDS	RPI 51-100	RPI 101-150	RPI 150+				
17- 6	1- 2	0- 2	OVERALL	5- 2	1- 0	10- 0				
7- 2	0- 1	0- 0	HOME	2- 1	1- 0	4- 0				
9- 4	1- 1	0- 2	AWAY	3- 1	0- 0	5- 0				
1- 0	0- 0	0- 0	NEUTRAL	0- 0	0- 0	1- 0				
7- 2	1- 0	0- 2	NON-CONFERENCE	0- 0	1- 0	5- 0				
3- 0	0- 0	0- 0	HOME	0- 0	1- 0	2- 0				
3- 2	1- 0	0- 2	AWAY	0- 0	0- 0	2- 0				
1- 0	0- 0	0- 0	NEUTRAL	0- 0	0- 0	1- 0				
10- 4	0- 2	0- 0	CONFERENCE	5- 2	0- 0	5- 0				
4- 2	0- 1	0- 0	HOME	2- 1	0- 0	2- 0				
6- 2	0- 1	0- 0	AWAY	3- 1	0- 0	3- 0				
0- 0	0- 0	0- 0	NEUTRAL	0- 0	0- 0	0- 0				

RPI 1-25				RPI 26-50				RPI 51-100				RPI 101+			
RPI	S	Opponent	Score	RPI	S	Opponent	Score	RPI	S	Opponent	Score	RPI	S	Opponent	Score
6	A	Stanford	61 58	28	A	Washington	55 100	59	A	St. Mary's (CA)	73 67	133	H	Texas Tech	75 70
12	A	BYU	63 70	38	A	Southern California	46 81	84	A	San Diego	61 47	158	H	Pacific	76 52
12	H	BYU	63 68					84	H	San Diego	58 70	198	A	Cal Poly	69 63
								95	A	Gonzaga	44 53	239	A	Loyola Marymount	57 56
								95	H	Gonzaga	71 64	260	A	UC Santa Barbara	48 37
								98	A	San Francisco	59 57	260	H	UC Santa Barbara	66 48
								98	H	San Francisco	68 57	265	A	Pepperdine	62 60
												282	A	Portland	67 45
												282	H	Portland	66 47
												323	N	Evansville	62 44
												342	H	Air Force	68 34
LAST 12 Division I GAMES:															
12	A	BYU	63 70	239	A	Loyola Marymount	57 56								
84	A	San Diego	61 47	265	A	Pepperdine	62 60								
98	A	San Francisco	59 57	84	H	San Diego	58 70								
282	H	Portland	66 47	12	H	BYU	63 68								
95	H	Gonzaga	71 64	95	A	Gonzaga	44 53								
98	H	San Francisco	68 57	282	A	Portland	67 45								

Non-Div I Games: Hope Int'l 78 54 Simpson (CA) 112 34

Santa Clara

Loss, Non-Conf, S Site, H Home A Away N Neutral

Average RPI Win:	310	WON-LOST	WINNING	LAST 10	STRENGTH OF	OPP. STRENGTH	TEAM	ADJ.	CONF.	ADJ CONF.
Average RPI Loss:	185	RECORD	PCT. RANK	GAMES	SCHEDULE	OF SCHEDULE	RPI	RPI	RPI	RPI
DIV. I ONLY	5- 16	297	4- 6	247	314	300	300	30	30	
DIV. I NON-CONF.	1- 8	320	0- 0	33	124	210	210	30	30	
TOTALS	RPI 1-25	RPI 26-50	W-L RECORDS	RPI 51-100	RPI 101-150	RPI 150+				
5- 16	0- 3	0- 1	OVERALL	0- 1	0- 0	5- 11				
3- 5	0- 0	0- 0	HOME	0- 1	0- 0	3- 4				
2- 11	0- 3	0- 1	AWAY	0- 0	0- 0	2- 7				
0- 0	0- 0	0- 0	NEUTRAL	0- 0	0- 0	0- 0				
1- 8	0- 3	0- 1	NON-CONFERENCE	0- 1	0- 0	1- 3				
0- 2	0- 0	0- 0	HOME	0- 1	0- 0	0- 1				
1- 6	0- 3	0- 1	AWAY	0- 0	0- 0	1- 2				
0- 0	0- 0	0- 0	NEUTRAL	0- 0	0- 0	0- 0				
4- 8	0- 0	0- 0	CONFERENCE	0- 0	0- 0	4- 8				
3- 3	0- 0	0- 0	HOME	0- 0	0- 0	3- 3				
1- 5	0- 0	0- 0	AWAY	0- 0	0- 0	1- 5				
0- 0	0- 0	0- 0	NEUTRAL	0- 0	0- 0	0- 0				

RPI 1-25				RPI 26-50				RPI 51-100				RPI 101+ Team's RPI: 300			
RPI	S	Opponent	Score	RPI	S	Opponent	Score	RPI	S	Opponent	Score	RPI	S	Opponent	Score
16	A	Oklahoma St.	48 76	40	A	Rutgers	26 65	55	H	Auburn	40 62	151	A	Jacksonville	52 65
19	A	Florida	34 99									163	A	Hampton	53 65
23	A	Mississippi St.	25 92									217	H	Morgan St.	60 66
												252	A	Bethune-Cookman	44 50
												266	A	N.C. A&T	31 60
												266	H	N.C. A&T	59 69
												273	H	Coppin St.	57 55
												277	H	Ga. Southern	48 64
												280	A	Alabama St.	60 49
												283	A	Jacksonville St.	35 50
												299	A	Florida A&M	38 59
												302	H	UMES	60 42
												309	A	South Carolina St.	43 56
												321	H	Delaware St.	59 67
												346	A	Norfolk St.	68 53
												348	H	N.C. Central	57 39
LAST 12 Division I GAMES:															
309	A	South Carolina St.	43 56	163	A	Hampton	53 65								
273	H	Coppin St.	57 55	321	H	Delaware St.	59 67								
217	H	Morgan St.	60 66	302	H	UMES	60 42								
252	A	Bethune-Cookman	44 50	348	H	N.C. Central	57 39								
266	A	N.C. A&T	31 60	266	H	N.C. A&T	59 69								
346	A	Norfolk St.	68 53	151	A	Jacksonville	52 65								

Non-Div I Games: Columbia (SC) 101 34 Allen 72 46

Savannah St.

Loss, Non-Conf, S Site, H Home A Away N Neutral



Average RPI Win: <b>276</b>	WON-LOST	WINNING	LAST 10	STRENGTH OF	OPP. STRENGTH	TEAM	ADJ.	CONF.	ADJ CONF.
Average RPI Loss: <b>166</b>	RECORD	PCT. RANK	GAMES	SCHEDULE	OF SCHEDULE	RPI	RPI	RPI	RPI
DIV. I ONLY	8- 16	257	3- 7	211	295	254	254	25	25
DIV. I NON-CONF.	5- 9	233	1- 1	101	297	182	182	25	25
TOTALS	RPI 1-25	RPI 26-50	W-L RECORDS	RPI 51-100	RPI 101-150	RPI 150+			
8- 16	0- 0	0- 2	OVERALL	0- 2	0- 4	8- 8			
3- 6	0- 0	0- 0	HOME	0- 1	0- 2	3- 3			
5- 9	0- 0	0- 1	AWAY	0- 1	0- 2	5- 5			
0- 1	0- 0	0- 1	NEUTRAL	0- 0	0- 0	0- 0			
5- 9	0- 0	0- 2	NON-CONFERENCE	0- 2	0- 3	5- 2			
1- 4	0- 0	0- 0	HOME	0- 1	0- 2	1- 1			
4- 4	0- 0	0- 1	AWAY	0- 1	0- 1	4- 1			
0- 1	0- 0	0- 1	NEUTRAL	0- 0	0- 0	0- 0			
3- 7	0- 0	0- 0	CONFERENCE	0- 0	0- 1	3- 6			
2- 2	0- 0	0- 0	HOME	0- 0	0- 0	2- 2			
1- 5	0- 0	0- 0	AWAY	0- 0	0- 1	1- 4			
0- 0	0- 0	0- 0	NEUTRAL	0- 0	0- 0	0- 0			

RPI S	Opponent	Score	RPI S	Opponent	Score	RPI S	Opponent	Score	RPI S	Opponent	Score	Team's RPI: 254
28	A Washington	55 96	41	N Princeton	48 85	58	A Oregon	62 82	105	A New Mexico St.	54 69	
						67	H UC Riverside	70 92	135	A Idaho	60 64	
									138	H Boise St.	66 84	
									149	H Long Beach St.	57 69	
									162	H Montana St.	51 80	
									204	A UTRGV	74 71	
									208	A Montana	58 44	
									221	H Utah Valley	44 61	
									222	A Idaho St.	67 83	
									229	A Grand Canyon	53 60	
									229	H Grand Canyon	54 67	
									239	A Loyola Marymount	78 69	
									245	A CSU Bakersfield	68 76	
									288	A CSUN	62 56	
									296	A UMKC	43 64	
									296	H UMKC	69 63	
									310	H Denver	59 51	
									325	A Portland St.	85 64	
									336	A Chicago St.	49 57	
									336	H Chicago St.	59 45	
LAST 12 Division I GAMES:												
229	A Grand Canyon	53 60	105	A New Mexico St.	54 69							
296	A UMKC	43 64	245	A CSU Bakersfield	68 76							
336	A Chicago St.	49 57	336	H Chicago St.	59 45							
229	H Grand Canyon	54 67	296	H UMKC	69 63							
221	H Utah Valley	44 61	288	A CSUN	62 56							
204	A UTRGV	74 71	149	H Long Beach St.	57 69							

Non-Div I Games: Evergreen St. 81 38

Seattle

■ Loss, 
 ■ Non-Conf, 
 ■ S Site, 
 ■ H Home 
 ■ A Away 
 N Neutral

Average RPI Win: <b>130</b>	WON-LOST	WINNING	LAST 10	STRENGTH OF	OPP. STRENGTH	TEAM	ADJ.	CONF.	ADJ CONF.
Average RPI Loss: <b>52</b>	RECORD	PCT. RANK	GAMES	SCHEDULE	OF SCHEDULE	RPI	RPI	RPI	RPI
DIV. I ONLY	17- 7	62	4- 6	53	39	35	35	6	6
DIV. I NON-CONF.	10- 1	19	0- 0	38	38	5	5	6	6
TOTALS	RPI 1-25	RPI 26-50	W-L RECORDS	RPI 51-100	RPI 101-150	RPI 150+			
17- 7	1- 1	3- 3	OVERALL	4- 3	4- 0	5- 0			
8- 3	0- 1	2- 1	HOME	1- 1	1- 0	4- 0			
7- 4	1- 0	0- 2	AWAY	3- 2	2- 0	1- 0			
2- 0	0- 0	1- 0	NEUTRAL	0- 0	1- 0	0- 0			
10- 1	0- 0	3- 1	NON-CONFERENCE	2- 0	2- 0	3- 0			
5- 0	0- 0	2- 0	HOME	0- 0	0- 0	3- 0			
3- 1	0- 0	0- 1	AWAY	2- 0	1- 0	0- 0			
2- 0	0- 0	1- 0	NEUTRAL	0- 0	1- 0	0- 0			
7- 6	1- 1	0- 2	CONFERENCE	2- 3	2- 0	2- 0			
3- 3	0- 1	0- 1	HOME	1- 1	1- 0	1- 0			
4- 3	1- 0	0- 1	AWAY	1- 2	1- 0	1- 0			
0- 0	0- 0	0- 0	NEUTRAL	0- 0	0- 0	0- 0			

RPI 1-25				RPI 26-50				Team's RPI: 35	RPI 51-100				RPI 101+			
RPI	S	Opponent	Score	RPI	S	Opponent	Score		RPI	S	Opponent	Score	RPI	S	Opponent	Score
17	A	DePaul	83 74	26	A	Georgia	52 70		53	A	Villanova	45 55	121	A	Creighton	86 82
17	H	DePaul	74 86	37	N	North Carolina St.	58 55		86	A	Marquette	82 89	125	N	UNI	57 49
				40	H	Rutgers	77 49		86	H	Marquette	99 68	134	H	Xavier	82 66
				41	H	Princeton	71 64		89	A	Saint Joseph's	66 54	146	A	UT Arlington	61 54
				44	A	St. John's (NY)	69 71		91	A	Georgetown	83 75	165	H	Fordham	66 54
				44	H	St. John's (NY)	64 72		91	H	Georgetown	65 73	197	H	Butler	98 77
									99	A	Liberty	92 56	225	H	Bryant	93 57
													257	A	Providence	64 54
													333	H	Saint Peter's	81 65
LAST 12 Division I GAMES:																
91	H	Georgetown	65 73	91	A	Georgetown	83 75									
44	H	St. John's (NY)	64 72	53	A	Villanova	45 55									
86	A	Marquette	82 89	44	A	St. John's (NY)	69 71									
17	A	DePaul	83 74	17	H	DePaul	74 86									
197	H	Butler	98 77	86	H	Marquette	99 68									
134	H	Xavier	82 66	121	A	Creighton	86 82									

Non-Div I Games:

Seton Hall

■ Loss, 
■ Non-Conf, 
■ S Site, 
■ H Home 
■ A Away 
N Neutral

Average RPI Win: <b>271</b>	WON-LOST	WINNING	LAST 10	STRENGTH OF	OPP. STRENGTH	TEAM	ADJ.	CONF.	ADJ CONF.
Average RPI Loss: <b>174</b>	RECORD	PCT. RANK	GAMES	SCHEDULE	OF SCHEDULE	RPI	RPI	RPI	RPI
DIV. I ONLY	<b>12- 13</b>	<b>184</b>	<b>1- 4</b>	<b>269</b>	<b>275</b>	<b>216</b>	<b>216</b>	<b>23</b>	<b>23</b>
DIV. I NON-CONF.	<b>3- 7</b>	<b>248</b>	<b>1- 1</b>	<b>190</b>	<b>322</b>	<b>230</b>	<b>230</b>	<b>24</b>	<b>24</b>
TOTALS	RPI 1-25	RPI 26-50	W-L RECORDS	RPI 51-100	RPI 101-150	RPI 150+			
12- 13	0- 0	0- 1	OVERALL	0- 1	0- 4	12- 7			
5- 4	0- 0	0- 0	HOME	0- 1	0- 2	5- 1			
6- 8	0- 0	0- 1	AWAY	0- 0	0- 2	6- 5			
1- 1	0- 0	0- 0	NEUTRAL	0- 0	0- 0	1- 1			
3- 7	0- 0	0- 1	NON-CONFERENCE	0- 1	0- 1	3- 4			
0- 2	0- 0	0- 0	HOME	0- 1	0- 0	0- 1			
2- 4	0- 0	0- 1	AWAY	0- 0	0- 1	2- 2			
1- 1	0- 0	0- 0	NEUTRAL	0- 0	0- 0	1- 1			
9- 6	0- 0	0- 0	CONFERENCE	0- 0	0- 3	9- 3			
5- 2	0- 0	0- 0	HOME	0- 0	0- 2	5- 0			
4- 4	0- 0	0- 0	AWAY	0- 0	0- 1	4- 3			
0- 0	0- 0	0- 0	NEUTRAL	0- 0	0- 0	0- 0			

RPI S	Opponent	Score	RPI S	Opponent	Score	RPI S	Opponent	Score	RPI S	Opponent	Score	Team's RPI: 216
39	A St. Bonaventure	40 57	52	H Albany (NY)	42 61	110	A Quinnipiac	52 94				
						110	H Quinnipiac	59 69				
						114	H Iona	51 64				
						143	A Southern Ill.	54 73				
						179	A Marist	37 66				
						186	H Northeastern	67 70				
						217	N Morgan St.	69 46				
						218	A Canisius	58 52				
						218	H Canisius	61 57				
						220	A Fairfield	55 67				
						232	H Manhattan	60 59				
						244	A Navy	58 59				
						258	A New Hampshire	57 53				
						275	A Monmouth	69 63				
						275	H Monmouth	64 54				
						280	N Alabama St.	53 57				
						289	A Colgate	50 52				
						292	A Niagara	59 51				
						294	A Rider	58 70				
						294	H Rider	66 45				
						303	A Fairleigh Dickinson	81 65				
						333	A Saint Peter's	64 55				
						333	H Saint Peter's	59 58				
LAST 12 Division I GAMES:												
217	N	Morgan St.	69	46	179	A	Marist	37	66			
280	N	Alabama St.	53	57	110	A	Quinnipiac	52	94			
114	H	Iona	51	64	218	H	Canisius	61	57			
220	A	Fairfield	55	67	294	A	Rider	58	70			
110	H	Quinnipiac	59	69	275	H	Monmouth	64	54			
333	A	Saint Peter's	64	55	232	H	Manhattan	60	59			

Non-Div I Games:

Siena

■ Loss, 
 ■ Non-Conf, 
 ■ S Site, 
 ■ H Home 
 ■ A Away 
 N Neutral

Average RPI Win: <b>243</b>	WON-LOST	WINNING	LAST 10	STRENGTH OF	OPP. STRENGTH	TEAM	ADJ.	CONF.	ADJ CONF.
Average RPI Loss: <b>147</b>	RECORD	PCT. RANK	GAMES	SCHEDULE	OF SCHEDULE	RPI	RPI	RPI	RPI
DIV. I ONLY	9- 12	212	6- 4	180	222	206	206	16	16
DIV. I NON-CONF.	2- 5	253	0- 0	191	255	241	241	14	14
TOTALS	RPI 1-25	RPI 26-50	W-L RECORDS	RPI 51-100	RPI 101-150	RPI 150+			
9- 12	0- 1	0- 2	OVERALL	0- 0	1- 3	8- 6			
4- 6	0- 1	0- 1	HOME	0- 0	1- 2	3- 2			
5- 6	0- 0	0- 1	AWAY	0- 0	0- 0	5- 4			
0- 0	0- 0	0- 0	NEUTRAL	0- 0	0- 0	0- 0			
2- 5	0- 1	0- 0	NON-CONFERENCE	0- 0	0- 1	2- 3			
0- 3	0- 1	0- 0	HOME	0- 0	0- 1	0- 1			
2- 2	0- 0	0- 0	AWAY	0- 0	0- 0	2- 2			
0- 0	0- 0	0- 0	NEUTRAL	0- 0	0- 0	0- 0			
7- 7	0- 0	0- 2	CONFERENCE	0- 0	1- 2	6- 3			
4- 3	0- 0	0- 1	HOME	0- 0	1- 1	3- 1			
3- 4	0- 0	0- 1	AWAY	0- 0	0- 1	3- 2			
0- 0	0- 0	0- 0	NEUTRAL	0- 0	0- 0	0- 0			

RPI 1-25			RPI 26-50			RPI 51-100			RPI 101+			Team's RPI: 206
RPI	S	Opponent	Score	RPI	S	Opponent	Score	RPI	S	Opponent	Score	
19	H	Florida	60 <b>72</b>	45	A	Arkansas St.	51 <b>58</b>		137	A	Little Rock	43 <b>74</b>
				45	H	Arkansas St.	53 <b>66</b>		137	H	Little Rock	34 <b>47</b>
									144	H	UAB	39 <b>53</b>
									146	H	UT Arlington	59 55
									152	A	La.-Lafayette	50 <b>69</b>
									153	A	Southern Miss.	51 <b>71</b>
									177	A	Southern U.	45 <b>50</b>
									178	A	Troy	75 71
									209	H	Texas St.	71 <b>73</b>
									229	A	Grand Canyon	59 56
									255	H	Appalachian St.	71 55
									268	H	UCF	36 <b>77</b>
									270	A	Georgia St.	60 52
									270	H	Georgia St.	83 45
									277	A	Ga. Southern	43 <b>57</b>
									277	H	Ga. Southern	48 45
									280	A	Alabama St.	47 43
									284	A	La.-Monroe	63 57
LAST 12 Division I GAMES:												
277	H	Ga. Southern	48 45	284	A	La.-Monroe	63 57					
270	H	Georgia St.	83 45	152	A	La.-Lafayette	50 <b>69</b>					
137	A	Little Rock	43 <b>74</b>	146	H	UT Arlington	59 55					
45	A	Arkansas St.	51 <b>58</b>	209	H	Texas St.	71 <b>73</b>					
255	H	Appalachian St.	71 55	270	A	Georgia St.	60 52					
178	A	Troy	75 71	277	A	Ga. Southern	43 <b>57</b>					

Non-Div I Games: Spring Hill 64 49 William Carey 66 30

South Ala.

Loss, Non-Conf, S Site, H Home A Away N Neutral

# South Carolina

Through Games Of Feb. 13, 2016

Average RPI Win:	98	WON-LOST	WINNING	LAST 10	STRENGTH OF	OPP. STRENGTH	TEAM	ADJ.	CONF.	ADJ CONF.
Average RPI Loss:	2	RECORD	PCT. RANK	GAMES	SCHEDULE	OF SCHEDULE	RPI	RPI	RPI	RPI
DIV. I ONLY	23- 1	3	9- 1	8	8	3	3	2	2	
DIV. I NON-CONF.	12- 1	9	0- 1	77	6	11	11	2	2	
TOTALS	RPI 1-25	RPI 26-50	W-L RECORDS	RPI 51-100	RPI 101-150	RPI 150+				
23- 1	9- 1	2- 0	OVERALL	3- 0	2- 0	7- 0				
12- 1	4- 1	2- 0	HOME	1- 0	1- 0	4- 0				
8- 0	4- 0	0- 0	AWAY	2- 0	1- 0	1- 0				
3- 0	1- 0	0- 0	NEUTRAL	0- 0	0- 0	2- 0				
12- 1	3- 1	1- 0	NON-CONFERENCE	1- 0	1- 0	6- 0				
6- 1	1- 1	1- 0	HOME	1- 0	0- 0	3- 0				
3- 0	1- 0	0- 0	AWAY	0- 0	1- 0	1- 0				
3- 0	1- 0	0- 0	NEUTRAL	0- 0	0- 0	2- 0				
11- 0	6- 0	1- 0	CONFERENCE	2- 0	1- 0	1- 0				
6- 0	3- 0	1- 0	HOME	0- 0	1- 0	1- 0				
5- 0	3- 0	0- 0	AWAY	2- 0	0- 0	0- 0				
0- 0	0- 0	0- 0	NEUTRAL	0- 0	0- 0	0- 0				

RPI	S	Opponent	Score	RPI	S	Opponent	Score	RPI	S	Opponent	Score	RPI	S	Opponent	Score
2	H	UConn	54 66	31	H	Missouri	83 58	55	A	Auburn	74 58	127	A	Hawaii	67 51
4	H	Ohio St.	88 80	47	H	Duke	66 55	64	A	Vanderbilt	71 61	132	H	Arkansas	85 32
9	N	Arizona St.	60 58					72	H	Elon	78 63	160	H	Ole Miss	81 62
10	A	UCLA	68 65									163	H	Hampton	86 48
15	A	Texas A&M	70 63									172	N	East Carolina	88 57
15	H	Texas A&M	59 58									240	A	Clemson	67 41
19	H	Florida	86 71									245	N	CSU Bakersfield	90 71
22	A	Kentucky	73 62									291	H	UNCG	92 44
22	H	Kentucky	78 68									311	H	Winthrop	86 37
23	A	Mississippi St.	57 51												
LAST 12 Division I GAMES:															
19	H	Florida	86 71	55	A	Auburn	74 58								
2	H	UConn	54 66	15	H	Texas A&M	59 58								
22	H	Kentucky	78 68	22	A	Kentucky	73 62								
15	A	Texas A&M	70 63	31	H	Missouri	83 58								
160	H	Ole Miss	81 62	64	A	Vanderbilt	71 61								
23	A	Mississippi St.	57 51	132	H	Arkansas	85 32								

Non-Div I Games:

South Carolina

Loss, Non-Conf, S Site, H Home A Away N Neutral

Average RPI Win:	313	WON-LOST	WINNING	LAST 10	STRENGTH OF	OPP. STRENGTH	TEAM	ADJ.	CONF.	ADJ CONF.
Average RPI Loss:	213	RECORD	PCT. RANK	GAMES	SCHEDULE	OF SCHEDULE	RPI	RPI	RPI	RPI
DIV. I ONLY	8- 12	231	5- 5	341	329	309	309	30	30	
DIV. I NON-CONF.	2- 6	272	0- 1	305	227	292	292	30	30	
TOTALS	RPI 1-25	RPI 26-50	W-L RECORDS	RPI 51-100	RPI 101-150	RPI 150+				
8- 12	0- 0	0- 0	OVERALL	0- 0	0- 2	8- 10				
5- 3	0- 0	0- 0	HOME	0- 0	0- 0	5- 3				
3- 8	0- 0	0- 0	AWAY	0- 0	0- 1	3- 7				
0- 1	0- 0	0- 0	NEUTRAL	0- 0	0- 1	0- 0				
2- 6	0- 0	0- 0	NON-CONFERENCE	0- 0	0- 2	2- 4				
1- 0	0- 0	0- 0	HOME	0- 0	0- 0	1- 0				
1- 5	0- 0	0- 0	AWAY	0- 0	0- 1	1- 4				
0- 1	0- 0	0- 0	NEUTRAL	0- 0	0- 1	0- 0				
6- 6	0- 0	0- 0	CONFERENCE	0- 0	0- 0	6- 6				
4- 3	0- 0	0- 0	HOME	0- 0	0- 0	4- 3				
2- 3	0- 0	0- 0	AWAY	0- 0	0- 0	2- 3				
0- 0	0- 0	0- 0	NEUTRAL	0- 0	0- 0	0- 0				

RPI 1-25			RPI 26-50			RPI 51-100			RPI 101+			Team's RPI: 309
RPI	S	Opponent	Score	RPI	S	Opponent	Score	RPI	S	Opponent	Score	
								129	N	Central Ark.	38	51
								144	A	UAB	38	71
								151	A	Jacksonville	47	79
								155	A	Davidson	51	63
								163	A	Hampton	50	63
								211	A	Furman	46	59
								217	H	Morgan St.	56	62
								240	A	Clemson	54	63
								252	A	Bethune-Cookman	50	65
								266	H	N.C. A&T	54	57
								273	H	Coppin St.	67	63
								299	A	Florida A&M	68	62
								300	H	Savannah St.	56	43
								302	H	UMES	56	63
								307	H	Wofford	60	47
								313	A	North Florida	53	48
								321	A	Delaware St.	61	79
								321	H	Delaware St.	61	48
								346	A	Norfolk St.	60	52
								348	H	N.C. Central	58	51
LAST 12 Division I GAMES:												
300	H	Savannah St.	56	43	302	H	UMES	56	63			
217	H	Morgan St.	56	62	321	H	Delaware St.	61	48			
273	H	Coppin St.	67	63	266	H	N.C. A&T	54	57			
321	A	Delaware St.	61	79	348	H	N.C. Central	58	51			
163	A	Hampton	50	63	151	A	Jacksonville	47	79			
346	A	Norfolk St.	60	52	129	N	Central Ark.	38	51			

Non-Div I Games: Morris 90 39 Southern Wesleyan 75 52

South Carolina St.

■ Loss, 
 ■ Non-Conf, 
 ■ S Site, 
 ■ Home 
 ■ A Away 
 N Neutral

# South Dakota

Through Games Of Feb. 13, 2016

Average RPI Win:	215	WON-LOST	WINNING	LAST 10	STRENGTH OF	OPP. STRENGTH	TEAM	ADJ.	CONF.	ADJ CONF.
Average RPI Loss:	83	RECORD	PCT. RANK	GAMES	SCHEDULE	OF SCHEDULE	RPI	RPI	RPI	RPI
DIV. I ONLY	19- 5	35	10- 0	266	103	80	80	18	18	
DIV. I NON-CONF.	8- 4	100	0- 0	201	12	87	87	19	19	
TOTALS	RPI 1-25	RPI 26-50	W-L RECORDS	RPI 51-100	RPI 101-150	RPI 150+				
19- 5	0- 0	0- 2	OVERALL	3- 1	3- 2	13- 0				
9- 1	0- 0	0- 1	HOME	2- 0	2- 0	5- 0				
9- 4	0- 0	0- 1	AWAY	1- 1	1- 2	7- 0				
1- 0	0- 0	0- 0	NEUTRAL	0- 0	0- 0	1- 0				
8- 4	0- 0	0- 2	NON-CONFERENCE	2- 1	1- 1	5- 0				
3- 1	0- 0	0- 1	HOME	2- 0	0- 0	1- 0				
4- 3	0- 0	0- 1	AWAY	0- 1	1- 1	3- 0				
1- 0	0- 0	0- 0	NEUTRAL	0- 0	0- 0	1- 0				
11- 1	0- 0	0- 0	CONFERENCE	1- 0	2- 1	8- 0				
6- 0	0- 0	0- 0	HOME	0- 0	2- 0	4- 0				
5- 1	0- 0	0- 0	AWAY	1- 0	0- 1	4- 0				
0- 0	0- 0	0- 0	NEUTRAL	0- 0	0- 0	0- 0				

RPI 1-25			RPI 26-50			RPI 51-100			RPI 101+		
RPI	S	Opponent	Score	RPI	S	Opponent	Score	RPI	S	Opponent	Score
				28	H	Washington	64 77	63	A	South Dakota St.	63 58
				49	A	Kansas St.	81 84	70	A	Utah	59 66
								86	H	Marquette	97 69
								100	H	Drake	92 87
										</	

Non-Div I Games: Dakota Wesleyan 94 54

South Dakota

Loss, Non-Conf, S Site, H Home A Away N Neutral

Average RPI Win:	208	WON-LOST	WINNING	LAST 10	STRENGTH OF	OPP. STRENGTH	TEAM	ADJ.	CONF.	ADJ CONF.
Average RPI Loss:	28	RECORD	PCT. RANK	GAMES	SCHEDULE	OF SCHEDULE	RPI	RPI	RPI	RPI
DIV. I ONLY	21- 4	19	9- 1	175	108	63	63	18	18	
DIV. I NON-CONF.	10- 3	61	0- 0	58	14	35	35	19	19	
TOTALS	RPI 1-25	RPI 26-50	W-L RECORDS	RPI 51-100	RPI 101-150	RPI 150+				
21- 4	1- 3	0- 0	OVERALL	0- 1	7- 0	13- 0				
12- 2	1- 1	0- 0	HOME	0- 1	4- 0	7- 0				
7- 1	0- 1	0- 0	AWAY	0- 0	2- 0	5- 0				
2- 1	0- 1	0- 0	NEUTRAL	0- 0	1- 0	1- 0				
10- 3	1- 3	0- 0	NON-CONFERENCE	0- 0	4- 0	5- 0				
6- 1	1- 1	0- 0	HOME	0- 0	2- 0	3- 0				
2- 1	0- 1	0- 0	AWAY	0- 0	1- 0	1- 0				
2- 1	0- 1	0- 0	NEUTRAL	0- 0	1- 0	1- 0				
11- 1	0- 0	0- 0	CONFERENCE	0- 1	3- 0	8- 0				
6- 1	0- 0	0- 0	HOME	0- 1	2- 0	4- 0				
5- 0	0- 0	0- 0	AWAY	0- 0	1- 0	4- 0				
0- 0	0- 0	0- 0	NEUTRAL	0- 0	0- 0	0- 0				

RPI 1-25				RPI 26-50				RPI 51-100				Team's RPI: 63				RPI 101+			
RPI	S	Opponent	Score	RPI	S	Opponent	Score	RPI	S	Opponent	Score	RPI	S	Opponent	Score	RPI	S	Opponent	Score
1	H	Notre Dame	64 75					80	H	South Dakota	58 63	116	H	IUPUI	68 66				
11	N	Maryland	55 62									121	A	Creighton	53 51				
17	H	DePaul	88 79									125	H	UNI	89 86				
20	A	Green Bay	57 58									132	H	Arkansas	76 69				
												141	A	Oral Roberts	68 50				
												141	H	Oral Roberts	60 48				
												145	N	Pittsburgh	55 54				
												161	N	Old Dominion	71 39				
												170	H	Northern Colo.	66 62				
												179	H	Marist	77 68				
												227	H	Western Ill.	85 63				
												250	A	Bowling Green	58 45				
												262	A	Omaha	65 47				
												262	H	Omaha	68 58				
												310	A	Denver	76 39				
												315	A	North Dakota St.	81 63				
												315	H	North Dakota St.	81 47				
												325	H	Portland St.	74 65				
												328	A	IPFW	61 42				
												328	H	IPFW	92 64				
LAST 12 Division I GAMES:																			
328	H	IPFW	92 64	116	H	IUPUI	68 66												
141	H	Oral Roberts	60 48	80	H	South Dakota	58 63												
315	H	North Dakota St.	81 47	328	A	IPFW	61 42												
262	A	Omaha	65 47	262	H	Omaha	68 58												
141	A	Oral Roberts	68 50	315	A	North Dakota St.	81 63												
227	H	Western Ill.	85 63	310	A	Denver	76 39												

Non-Div I Games:

South Dakota St.

■ Loss, 
■ Non-Conf, S Site, 
■ Home 
■ Away 
N Neutral



Average RPI Win:	155	WON-LOST	WINNING	LAST 10	STRENGTH OF	OPP. STRENGTH	TEAM	ADJ.	CONF.	ADJ CONF.
Average RPI Loss:	41	RECORD	PCT. RANK	GAMES	SCHEDULE	OF SCHEDULE	RPI	RPI	RPI	RPI
DIV. I ONLY	18- 6	45	3- 2	80	41	42	42	8	8	
DIV. I NON-CONF.	7- 3	91	0- 1	12	10	20	20	7	7	
TOTALS	RPI 1-25	RPI 26-50	W-L RECORDS	RPI 51-100	RPI 101-150	RPI 150+				
18- 6	1- 3	0- 1	OVERALL	4- 1	2- 1	11- 0				
13- 1	1- 1	0- 0	HOME	3- 0	2- 0	7- 0				
5- 4	0- 1	0- 0	AWAY	1- 1	0- 0	4- 0				
0- 1	0- 1	0- 0	NEUTRAL	0- 0	0- 0	0- 0				
7- 3	1- 2	0- 1	NON-CONFERENCE	2- 0	2- 0	2- 0				
7- 0	1- 0	0- 0	HOME	2- 0	2- 0	2- 0				
0- 2	0- 1	0- 1	AWAY	0- 0	0- 0	0- 0				
0- 1	0- 1	0- 0	NEUTRAL	0- 0	0- 0	0- 0				
11- 3	0- 1	0- 0	CONFERENCE	2- 1	0- 1	9- 0				
6- 1	0- 1	0- 0	HOME	1- 0	0- 0	5- 0				
5- 2	0- 0	0- 0	AWAY	1- 1	0- 1	4- 0				
0- 0	0- 0	0- 0	NEUTRAL	0- 0	0- 0	0- 0				

RPI 1-25				RPI 26-50				Team's RPI: 42				RPI 51-100				RPI 101+			
RPI	S	Opponent	Score	RPI	S	Opponent	Score	RPI	S	Opponent	Score	RPI	S	Opponent	Score	RPI	S	Opponent	Score
2	H	UConn	59 75	44	A	St. John's (NY)	70 74	60	H	Chattanooga	61 33	112	A	Memphis	87 88				
5	A	Baylor	63 66					62	A	Temple	66 68	117	H	Harvard	86 59				
16	H	Oklahoma St.	68 46					82	A	Tulane	71 67	131	H	Penn St.	101 79				
23	N	Mississippi St.	58 68					82	H	Tulane	77 65	151	H	Jacksonville	74 52				
								85	H	Drexel	73 58	156	A	SMU	66 48				
												156	H	SMU	83 56				
												172	A	East Carolina	61 59				
												172	H	East Carolina	75 54				
												197	H	Butler	87 77				
												213	A	Cincinnati	78 51				
												213	H	Cincinnati	82 49				
												256	H	Houston	73 49				
												268	A	UCF	88 49				
												268	H	UCF	108 63				
LAST 12 Division I GAMES:																			
5	A	Baylor	63 66	256	H	Houston	73 49												
213	A	Cincinnati	78 51	268	A	UCF	88 49												
82	H	Tulane	77 65	112	A	Memphis	87 88												
62	A	Temple	66 68	172	H	East Carolina	75 54												
213	H	Cincinnati	82 49	82	A	Tulane	71 67												
156	A	SMU	66 48	2	H	UConn	59 75												

Non-Div I Games:

South Fla.

■ Loss, 
 ■ Non-Conf, 
 ■ S Site, 
 ■ Home 
 ■ A Away 
 N Neutral

Average RPI Win:	272	WON-LOST	WINNING	LAST 10	STRENGTH OF	OPP. STRENGTH	TEAM	ADJ.	CONF.	ADJ CONF.
Average RPI Loss:	154	RECORD	PCT. RANK	GAMES	SCHEDULE	OF SCHEDULE	RPI	RPI	RPI	RPI
DIV. I ONLY	12- 12	168	2- 5	255	303	202	202	24	24	
DIV. I NON-CONF.	5- 6	180	0- 1	198	337	187	187	23	23	
TOTALS	RPI 1-25	RPI 26-50	W-L RECORDS	RPI 51-100	RPI 101-150	RPI 150+				
12- 12	0- 0	0- 1	OVERALL	0- 2	1- 4	11- 5				
6- 3	0- 0	0- 0	HOME	0- 0	1- 3	5- 0				
6- 7	0- 0	0- 1	AWAY	0- 1	0- 1	6- 4				
0- 2	0- 0	0- 0	NEUTRAL	0- 1	0- 0	0- 1				
5- 6	0- 0	0- 1	NON-CONFERENCE	0- 2	0- 2	5- 1				
1- 2	0- 0	0- 0	HOME	0- 0	0- 2	1- 0				
4- 2	0- 0	0- 1	AWAY	0- 1	0- 0	4- 0				
0- 2	0- 0	0- 0	NEUTRAL	0- 1	0- 0	0- 1				
7- 6	0- 0	0- 0	CONFERENCE	0- 0	1- 2	6- 4				
5- 1	0- 0	0- 0	HOME	0- 0	1- 1	4- 0				
2- 5	0- 0	0- 0	AWAY	0- 0	0- 1	2- 4				
0- 0	0- 0	0- 0	NEUTRAL	0- 0	0- 0	0- 0				

RPI 1-25				RPI 26-50				RPI 51-100				RPI 101+				Team's RPI: 202	
RPI	S	Opponent	Score	RPI	S	Opponent	Score	RPI	S	Opponent	Score	RPI	S	Opponent	Score		
				31	A	Missouri	32 74	67	N	UC Riverside	67 85	103	A	UT Martin	65 95		
								75	A	Saint Louis	52 67	103	H	UT Martin	74 84		
												104	H	Belmont	81 74		
												129	H	Central Ark.	54 63		
												143	H	Southern Ill.	72 87		
												167	A	SIUE	73 80		
												201	A	Eastern Ky.	55 56		
												222	N	Idaho St.	64 65		
												227	A	Western Ill.	89 84		
												263	H	Tennessee St.	75 65		
												267	A	Murray St.	61 80		
												267	H	Murray St.	96 59		
												269	H	Austin Peay	71 69		
												274	A	Tennessee Tech	60 57		
												283	H	Jacksonville St.	61 47		
												295	A	Morehead St.	89 79		
												296	H	UMKC	78 65		
												301	A	Wichita St.	66 62		
												335	A	Lipscomb	84 69		
												337	A	Eastern Ill.	59 64		
												344	A	Alabama A&M	69 58		
LAST 12 Division I GAMES:																	
				67	N	UC Riverside	67 85	103	H	UT Martin	74 84						
				267	A	Murray St.	61 80	167	A	SIUE	73 80						
				103	A	UT Martin	65 95	274	A	Tennessee Tech	60 57						
				337	A	Eastern Ill.	59 64	283	H	Jacksonville St.	61 47						
				267	H	Murray St.	96 59	201	A	Eastern Ky.	55 56						
				269	H	Austin Peay	71 69	295	A	Morehead St.	89 79						

Non-Div I Games: Harris-Stowe 78 66 William Woods 94 58

Southeast Mo. St.

Loss, Non-Conf, S Site, H Home A Away N Neutral

Average RPI Win:	284	WON-LOST	WINNING	LAST 10	STRENGTH OF	OPP. STRENGTH	TEAM	ADJ.	CONF.	ADJ CONF.
Average RPI Loss:	169	RECORD	PCT. RANK	GAMES	SCHEDULE	OF SCHEDULE	RPI	RPI	RPI	RPI
DIV. I ONLY	4- 19	318	2- 8	176	256	306	306	28	28	
DIV. I NON-CONF.	1- 10	330	0- 0	128	182	276	276	26	26	
TOTALS	RPI 1-25	RPI 26-50	W-L RECORDS	RPI 51-100	RPI 101-150	RPI 150+				
4- 19	0- 1	0- 0	OVERALL	0- 4	0- 5	4- 9				
3- 7	0- 0	0- 0	HOME	0- 2	0- 0	3- 5				
1- 12	0- 1	0- 0	AWAY	0- 2	0- 5	1- 4				
0- 0	0- 0	0- 0	NEUTRAL	0- 0	0- 0	0- 0				
1- 10	0- 1	0- 0	NON-CONFERENCE	0- 3	0- 3	1- 3				
0- 4	0- 0	0- 0	HOME	0- 1	0- 0	0- 3				
1- 6	0- 1	0- 0	AWAY	0- 2	0- 3	1- 0				
0- 0	0- 0	0- 0	NEUTRAL	0- 0	0- 0	0- 0				
3- 9	0- 0	0- 0	CONFERENCE	0- 1	0- 2	3- 6				
3- 3	0- 0	0- 0	HOME	0- 1	0- 0	3- 2				
0- 6	0- 0	0- 0	AWAY	0- 0	0- 2	0- 4				
0- 0	0- 0	0- 0	NEUTRAL	0- 0	0- 0	0- 0				

RPI 1-25				RPI 26-50				RPI 51-100				RPI 101+ Team's RPI: 306			
RPI	S	Opponent	Score	RPI	S	Opponent	Score	RPI	S	Opponent	Score	RPI	S	Opponent	Score
23	A	Mississippi St.	41 81					55	H	Auburn	68 80	124	A	Northwestern St.	62 82
								61	H	Abilene Christian	72 88	129	A	Central Ark.	58 80
								79	A	Georgia Tech	49 102	132	A	Arkansas	53 97
								92	A	Wright St.	72 106	133	A	Texas Tech	51 113
												134	A	Xavier	27 67
												169	A	McNeese St.	79 96
												169	H	McNeese St.	74 83
												178	H	Troy	90 100
												233	A	Sam Houston St.	56 80
												234	H	Stephen F. Austin	65 56
												243	A	Houston Baptist	56 64
												278	H	Lamar	73 66
												284	H	La.-Monroe	84 88
												299	A	Florida A&M	62 57
												319	H	Incarinate Word	66 70
												322	H	Jackson St.	72 79
												324	H	Nicholls St.	78 68
												326	A	A&M-Corpus Christi	67 69
LAST 12 Division I GAMES:															
324	H	Nicholls St.	78 68	326	A	A&M-Corpus Christi	67 69								
169	H	McNeese St.	74 83	319	H	Incarinate Word	66 70								
61	H	Abilene Christian	72 88	278	H	Lamar	73 66								
129	A	Central Ark.	58 80	243	A	Houston Baptist	56 64								
124	A	Northwestern St.	62 82	233	A	Sam Houston St.	56 80								
169	A	McNeese St.	79 96	234	H	Stephen F. Austin	65 56								

Non-Div I Games:

Southeastern La.

■ Loss, 
 ■ Non-Conf, 
 ■ S Site, 
 ■ Home 
 ■ A Away 
 N Neutral

Average RPI Win:	137	WON-LOST	WINNING	LAST 10	STRENGTH OF	OPP. STRENGTH	TEAM	ADJ.	CONF.	ADJ CONF.
Average RPI Loss:	42	RECORD	PCT. RANK	GAMES	SCHEDULE	OF SCHEDULE	RPI	RPI	RPI	RPI
DIV. I ONLY	16- 8	83	4- 6	16	52	38	38	1	1	
DIV. I NON-CONF.	11- 0	1	0- 0	64	304	6	6	1	1	
TOTALS	RPI 1-25	RPI 26-50	W-L RECORDS	RPI 51-100	RPI 101-150	RPI 150+				
16- 8	1- 4	1- 2	OVERALL	6- 1	3- 0	5- 1				
10- 3	1- 2	0- 1	HOME	4- 0	1- 0	4- 0				
3- 5	0- 2	0- 1	AWAY	2- 1	1- 0	0- 1				
3- 0	0- 0	1- 0	NEUTRAL	0- 0	1- 0	1- 0				
11- 0	0- 0	1- 0	NON-CONFERENCE	3- 0	2- 0	5- 0				
7- 0	0- 0	0- 0	HOME	2- 0	1- 0	4- 0				
1- 0	0- 0	0- 0	AWAY	1- 0	0- 0	0- 0				
3- 0	0- 0	1- 0	NEUTRAL	0- 0	1- 0	1- 0				
5- 8	1- 4	0- 2	CONFERENCE	3- 1	1- 0	0- 1				
3- 3	1- 2	0- 1	HOME	2- 0	0- 0	0- 0				
2- 5	0- 2	0- 1	AWAY	1- 1	1- 0	0- 1				
0- 0	0- 0	0- 0	NEUTRAL	0- 0	0- 0	0- 0				

RPI 1-25				RPI 26-50				Team's RPI: 38	RPI 51-100				RPI 101+			
RPI	S	Opponent	Score	RPI	S	Opponent	Score		RPI	S	Opponent	Score	RPI	S	Opponent	Score
6	H	Stanford	47 57	28	A	Washington	60 69		52	H	Albany (NY)	68 67	109	A	Arizona	67 57
8	H	Oregon St.	49 57	28	H	Washington	53 61		56	H	Santa Clara	81 46	114	N	Iona	76 56
9	A	Arizona St.	68 69	34	N	West Virginia	78 67		58	H	Oregon	74 67	149	H	Long Beach St.	69 43
10	A	UCLA	73 78						69	A	Washington St.	61 73	175	A	Colorado	63 66
10	H	UCLA	71 68						70	A	Utah	70 59	181	H	UNLV	73 42
									76	H	California	61 47	229	N	Grand Canyon	75 44
									95	A	Gonzaga	60 56	299	H	Florida A&M	88 45
													330	H	Southern Utah	71 32
													332	H	UC Irvine	75 56
LAST 12 Division I GAMES:																
28	H	Washington	53 61	6	H	Stanford	47 57									
9	A	Arizona St.	68 69	28	A	Washington	60 69									
109	A	Arizona	67 57	69	A	Washington St.	61 73									
175	A	Colorado	63 66	10	H	UCLA	71 68									
70	A	Utah	70 59	58	H	Oregon	74 67									
76	H	California	61 47	8	H	Oregon St.	49 57									

Non-Div I Games: Hope Int'l 92 43

Southern California

Loss, Non-Conf, S Site, H Home A Away N Neutral

Average RPI Win: <b>232</b>	WON-LOST	WINNING	LAST 10	STRENGTH OF	OPP. STRENGTH	TEAM	ADJ.	CONF.	ADJ CONF.
Average RPI Loss: <b>136</b>	RECORD	PCT. RANK	GAMES	SCHEDULE	OF SCHEDULE	RPI	RPI	RPI	RPI
DIV. I ONLY	<b>14- 9</b>	<b>109</b>	<b>2- 1</b>	<b>212</b>	<b>215</b>	<b>143</b>	<b>143</b>	<b>21</b>	<b>21</b>
DIV. I NON-CONF.	<b>7- 5</b>	<b>135</b>	<b>1- 0</b>	<b>123</b>	<b>230</b>	<b>122</b>	<b>122</b>	<b>17</b>	<b>17</b>
TOTALS	RPI 1-25	RPI 26-50	W-L RECORDS	RPI 51-100	RPI 101-150	RPI 150+			
14- 9	0- 1	0- 0	OVERALL	1- 1	2- 5	11- 2			
8- 3	0- 0	0- 0	HOME	0- 0	0- 3	8- 0			
6- 6	0- 1	0- 0	AWAY	1- 1	2- 2	3- 2			
0- 0	0- 0	0- 0	NEUTRAL	0- 0	0- 0	0- 0			
7- 5	0- 1	0- 0	NON-CONFERENCE	0- 0	1- 3	6- 1			
4- 2	0- 0	0- 0	HOME	0- 0	0- 2	4- 0			
3- 3	0- 1	0- 0	AWAY	0- 0	1- 1	2- 1			
0- 0	0- 0	0- 0	NEUTRAL	0- 0	0- 0	0- 0			
7- 4	0- 0	0- 0	CONFERENCE	1- 1	1- 2	5- 1			
4- 1	0- 0	0- 0	HOME	0- 0	0- 1	4- 0			
3- 3	0- 0	0- 0	AWAY	1- 1	1- 1	1- 1			
0- 0	0- 0	0- 0	NEUTRAL	0- 0	0- 0	0- 0			

RPI 1-25				RPI 26-50				RPI 51-100				RPI 101+ Team's RPI: 143			
RPI	S	Opponent	Score	RPI	S	Opponent	Score	RPI	S	Opponent	Score	RPI	S	Opponent	Score
17	A	DePaul	61 <b>105</b>					83	A	Missouri St.	77 <b>82</b>	103	H	UT Martin	63 <b>70</b>
								100	A	Drake	77 67	112	A	Memphis	58 <b>61</b>
												119	A	Mercer	55 52
												125	A	UNI	65 60
												139	H	Marshall	55 <b>61</b>
												150	A	Loyola Chicago	59 <b>83</b>
												150	H	Loyola Chicago	68 <b>69</b>
												166	A	Illinois	64 <b>78</b>
												167	H	SIUE	71 57
												202	A	Southeast Mo. St.	87 72
												216	H	Siena	73 54
												248	H	Indiana St.	76 64
												263	H	Tennessee St.	79 70
												267	A	Murray St.	70 57
												295	H	Morehead St.	102 69
												301	A	Wichita St.	48 <b>57</b>
												305	A	Bradley	65 51
												305	H	Bradley	75 49
												314	H	Illinois St.	76 71
												323	H	Evansville	74 56
LAST 12 Division I GAMES:															
263	H	Tennessee St.	79 70	301	A	Wichita St.	48 <b>57</b>								
305	A	Bradley	65 51	323	H	Evansville	74 56								
150	A	Loyola Chicago	59 <b>83</b>	150	H	Loyola Chicago	68 <b>69</b>								
314	H	Illinois St.	76 71	305	H	Bradley	75 49								
248	H	Indiana St.	76 64	125	A	UNI	65 60								
83	A	Missouri St.	77 <b>82</b>	100	A	Drake	77 67								

Non-Div I Games:

Southern Ill.

■ Loss, 
 ■ Non-Conf, 
 ■ S Site, 
 ■ Home 
 ■ A Away 
 N Neutral

Average RPI Win: <b>226</b>	WON-LOST	WINNING	LAST 10	STRENGTH OF	OPP. STRENGTH	TEAM	ADJ.	CONF.	ADJ CONF.
Average RPI Loss: <b>100</b>	RECORD	PCT. RANK	GAMES	SCHEDULE	OF SCHEDULE	RPI	RPI	RPI	RPI
DIV. I ONLY	<b>11- 11</b>	<b>168</b>	<b>1- 3</b>	<b>152</b>	<b>118</b>	<b>153</b>	<b>153</b>	<b>12</b>	<b>12</b>
DIV. I NON-CONF.	<b>6- 4</b>	<b>125</b>	<b>1- 1</b>	<b>97</b>	<b>163</b>	<b>104</b>	<b>104</b>	<b>10</b>	<b>10</b>
TOTALS	RPI 1-25	RPI 26-50	W-L RECORDS	RPI 51-100	RPI 101-150	RPI 150+			
11- 11	0- 2	0- 1	OVERALL	0- 3	1- 2	10- 3			
10- 0	0- 0	0- 0	HOME	0- 0	1- 0	9- 0			
1- 10	0- 2	0- 1	AWAY	0- 3	0- 1	1- 3			
0- 1	0- 0	0- 0	NEUTRAL	0- 0	0- 1	0- 0			
6- 4	0- 2	0- 0	NON-CONFERENCE	0- 1	1- 1	5- 0			
5- 0	0- 0	0- 0	HOME	0- 0	1- 0	4- 0			
1- 3	0- 2	0- 0	AWAY	0- 1	0- 0	1- 0			
0- 1	0- 0	0- 0	NEUTRAL	0- 0	0- 1	0- 0			
5- 7	0- 0	0- 1	CONFERENCE	0- 2	0- 1	5- 3			
5- 0	0- 0	0- 0	HOME	0- 0	0- 0	5- 0			
0- 7	0- 0	0- 1	AWAY	0- 2	0- 1	0- 3			
0- 0	0- 0	0- 0	NEUTRAL	0- 0	0- 0	0- 0			

RPI 1-25				RPI 26-50				RPI 51-100				RPI 101+ Team's RPI: 153			
RPI	S	Opponent	Score	RPI	S	Opponent	Score	RPI	S	Opponent	Score	RPI	S	Opponent	Score
5	A	Baylor	42 <b>97</b>	30	A	UTEP	64 <b>72</b>	60	A	Chattanooga	48 <b>53</b>	106	N	North Carolina	62 <b>69</b>
23	A	Mississippi St.	65 <b>78</b>					71	A	Middle Tenn.	44 <b>74</b>	122	H	Samford	56 48
								90	A	Charlotte	59 <b>80</b>	144	A	UAB	49 <b>53</b>
												160	H	Ole Miss	57 38
												161	A	Old Dominion	45 <b>53</b>
												171	H	Fla. Atlantic	89 80
												174	A	Louisiana Tech	37 <b>72</b>
												174	H	Louisiana Tech	69 59
												206	H	South Ala.	71 51
												224	H	North Texas	57 38
												237	H	Rice	68 62
												241	A	UTSA	41 <b>47</b>
												274	A	Tennessee Tech	69 57
												280	H	Alabama St.	65 44
												290	H	FIU	82 55
												349	H	Mississippi Val.	71 55
LAST 12 Division I GAMES:															
122	H	Samford	56 48	241	A	UTSA	41 <b>47</b>								
60	A	Chattanooga	48 <b>53</b>	30	A	UTEP	64 <b>72</b>								
71	A	Middle Tenn.	44 <b>74</b>	174	A	Louisiana Tech	37 <b>72</b>								
144	A	UAB	49 <b>53</b>	290	H	FIU	82 55								
237	H	Rice	68 62	171	H	Fla. Atlantic	89 80								
224	H	North Texas	57 38	161	A	Old Dominion	45 <b>53</b>								

Non-Div I Games: William Carey 75 34

Southern Miss.

Average RPI Win:	304	WON-LOST	WINNING	LAST 10	STRENGTH OF	OPP. STRENGTH	TEAM	ADJ.	CONF.	ADJ CONF.
Average RPI Loss:	117	RECORD	PCT. RANK	GAMES	SCHEDULE	OF SCHEDULE	RPI	RPI	RPI	RPI
DIV. I ONLY	10- 9	155	8- 2	254	294	177	177	32	32	
DIV. I NON-CONF.	1- 6	311	0- 0	14	4	178	178	31	31	
TOTALS	RPI 1-25	RPI 26-50	W-L RECORDS	RPI 51-100	RPI 101-150	RPI 150+				
10- 9	0- 2	0- 1	OVERALL	0- 2	0- 1	10- 3				
6- 1	0- 0	0- 0	HOME	0- 0	0- 0	6- 1				
4- 8	0- 1	0- 1	AWAY	0- 2	0- 1	4- 2				
0- 0	0- 0	0- 0	NEUTRAL	0- 0	0- 0	0- 0				
1- 6	0- 2	0- 1	NON-CONFERENCE	0- 2	0- 1	1- 0				
1- 0	0- 0	0- 0	HOME	0- 0	0- 0	1- 0				
0- 6	0- 2	0- 1	AWAY	0- 2	0- 1	0- 0				
0- 0	0- 0	0- 0	NEUTRAL	0- 0	0- 0	0- 0				
9- 3	0- 0	0- 0	CONFERENCE	0- 0	0- 0	9- 3				
5- 1	0- 0	0- 0	HOME	0- 0	0- 0	5- 1				
4- 2	0- 0	0- 0	AWAY	0- 0	0- 0	4- 2				
0- 0	0- 0	0- 0	NEUTRAL	0- 0	0- 0	0- 0				

RPI 1-25				RPI 26-50				RPI 51-100				RPI 101+ Team's RPI: 177			
RPI	S	Opponent	Score	RPI	S	Opponent	Score	RPI	S	Opponent	Score	RPI	S	Opponent	Score
11	A	Maryland	61 94	49	A	Kansas St.	47 59	74	A	Nebraska	38 89	102	A	Iowa St.	46 86
15	A	Texas A&M	47 88					82	A	Tulane	48 77	206	H	South Ala.	50 45
												212	A	Grambling	52 65
												212	H	Grambling	80 68
												228	A	Texas Southern	45 59
												280	H	Alabama St.	59 60
												285	A	Prairie View	65 55
												322	A	Jackson St.	66 57
												322	H	Jackson St.	84 57
												327	H	Alcorn	66 57
												334	A	Ark.-Pine Bluff	78 61
												334	H	Ark.-Pine Bluff	74 70
												344	H	Alabama A&M	77 38
												349	A	Mississippi Val.	99 36
LAST 12 Division I GAMES:															
334	H	Ark.-Pine Bluff	74 70	349	A	Mississippi Val.	99 36								
322	A	Jackson St.	66 57	334	A	Ark.-Pine Bluff	78 61								
212	A	Grambling	52 65	322	H	Jackson St.	84 57								
327	H	Alcorn	66 57	212	H	Grambling	80 68								
344	H	Alabama A&M	77 38	285	A	Prairie View	65 55								
280	H	Alabama St.	59 60	228	A	Texas Southern	45 59								

Non-Div I Games:      Tougaloo                      81   48                      Spring Hill                      65   46

Southern U.

Loss, Non-Conf, S Site, H Home A Away N Neutral

## Southern Utah

Through Games Of Feb. 13, 2016

Average RPI Win:	315	WON-LOST	WINNING	LAST 10	STRENGTH OF	OPP. STRENGTH	TEAM	ADJ.	CONF.	ADJ CONF.
Average RPI Loss:	179	RECORD	PCT. RANK	GAMES	SCHEDULE	OF SCHEDULE	RPI	RPI	RPI	RPI
DIV. I ONLY	2- 21	343	0- 10	150	311	330	330	20	20	
DIV. I NON-CONF.	2- 8	290	0- 0	283	275	330	330	21	21	
TOTALS	RPI 1-25	RPI 26-50	W-L RECORDS	RPI 51-100	RPI 101-150	RPI 150+				
2- 21	0- 0	0- 1	OVERALL	0- 1	0- 4	2- 15				
2- 7	0- 0	0- 0	HOME	0- 0	0- 1	2- 6				
0- 13	0- 0	0- 1	AWAY	0- 1	0- 3	0- 8				
0- 1	0- 0	0- 0	NEUTRAL	0- 0	0- 0	0- 1				
2- 8	0- 0	0- 1	NON-CONFERENCE	0- 1	0- 1	2- 5				
2- 1	0- 0	0- 0	HOME	0- 0	0- 0	2- 1				
0- 6	0- 0	0- 1	AWAY	0- 1	0- 1	0- 3				
0- 1	0- 0	0- 0	NEUTRAL	0- 0	0- 0	0- 1				
0- 13	0- 0	0- 0	CONFERENCE	0- 0	0- 3	0- 10				
0- 6	0- 0	0- 0	HOME	0- 0	0- 1	0- 5				
0- 7	0- 0	0- 0	AWAY	0- 0	0- 2	0- 5				
0- 0	0- 0	0- 0	NEUTRAL	0- 0	0- 0	0- 0				

RPI S	Opponent	Score	RPI S	Opponent	Score	RPI S	Opponent	Score	RPI S	Opponent	Score	Team's RPI: 330
			38 A	Southern California	32 71	93 A	TCU	47 76	105 A	New Mexico St.	60 74	
									130 A	North Dakota	56 68	
									135 A	Idaho	48 93	
									135 H	Idaho	51 62	
									162 A	Montana St.	59 86	
									162 H	Montana St.	66 87	
									170 A	Northern Colo.	44 64	
									173 A	Eastern Wash.	53 64	
									173 H	Eastern Wash.	82 85	
									181 A	UNLV	44 79	
									187 A	New Mexico	48 70	
									191 H	Weber St.	51 69	
									208 A	Montana	60 66	
									208 H	Montana	50 81	
									221 A	Utah Valley	58 70	
									222 H	Idaho St.	67 71	
									266 N	N.C. A&T	65 78	
									271 A	Northern Ariz.	48 57	
									288 H	CSUN	67 65	
									332 H	UC Irvine	58 63	
									342 H	Air Force	75 56	
LAST 12 Division I GAMES:												
			162 H	Montana St.	66 87	130 A	North Dakota	56 68				
			208 H	Montana	50 81	170 A	Northern Colo.	44 64				
			173 A	Eastern Wash.	53 64	135 H	Idaho	51 62				
			135 A	Idaho	48 93	173 H	Eastern Wash.	82 85				
			191 H	Weber St.	51 69	271 A	Northern Ariz.	48 57				
			222 H	Idaho St.	67 71	208 A	Montana	60 66				

Non-Div I Games:

Southern Utah

■ Loss, 
 ■ Non-Conf, 
 ■ S Site, 
 ■ Home 
 ■ A Away 
 N Neutral



Average RPI Win:	160	WON-LOST	WINNING	LAST 10	STRENGTH OF	OPP. STRENGTH	TEAM	ADJ.	CONF.	ADJ CONF.
Average RPI Loss:	92	RECORD	PCT. RANK	GAMES	SCHEDULE	OF SCHEDULE	RPI	RPI	RPI	RPI
DIV. I ONLY	20- 5	32	3- 3	125	83	39	39	7	7	
DIV. I NON-CONF.	11- 2	28	0- 1	150	81	34	34	8	8	
TOTALS	RPI 1-25	RPI 26-50	W-L RECORDS	RPI 51-100	RPI 101-150	RPI 150+				
20- 5	0- 2	2- 0	OVERALL	3- 2	4- 0	11- 1				
14- 0	0- 0	1- 0	HOME	3- 0	3- 0	7- 0				
6- 5	0- 1	1- 0	AWAY	0- 2	1- 0	4- 0				
0- 0	0- 0	0- 0	NEUTRAL	0- 0	0- 0	0- 0				
11- 2	0- 1	1- 0	NON-CONFERENCE	1- 1	4- 0	5- 0				
8- 0	0- 0	1- 0	HOME	1- 0	3- 0	3- 0				
3- 2	0- 1	0- 0	AWAY	0- 1	1- 0	2- 0				
0- 0	0- 0	0- 0	NEUTRAL	0- 0	0- 0	0- 0				
9- 3	0- 1	1- 0	CONFERENCE	2- 1	0- 0	6- 1				
6- 0	0- 0	0- 0	HOME	2- 0	0- 0	4- 0				
3- 3	0- 1	1- 0	AWAY	0- 1	0- 0	2- 1				
0- 0	0- 0	0- 0	NEUTRAL	0- 0	0- 0	0- 0				

RPI 1-25				RPI 26-50				Team's RPI: 39				RPI 51-100				RPI 101+			
RPI	S	Opponent	Score	RPI	S	Opponent	Score	RPI	S	Opponent	Score	RPI	S	Opponent	Score	RPI	S	Opponent	Score
17	A	DePaul	54 77	48	H	James Madison	56 45	75	H	Saint Louis	80 59	113	H	Toledo	74 63				
21	A	Duquesne	62 74	50	A	Dayton	59 54	85	A	Drexel	46 58	128	A	Stony Brook	73 68				
								89	H	Saint Joseph's	65 51	131	H	Penn St.	70 60				
								91	H	Georgetown	69 54	136	H	Buffalo	59 32				
								97	A	VCU	47 52	155	A	Davidson	59 47				
												164	H	George Mason	70 55				
												165	H	Fordham	55 41				
												176	H	Detroit	84 73				
												193	A	Rhode Island	69 56				
												216	H	Siena	57 40				
												218	A	Canisius	59 47				
												226	H	Richmond	66 43				
												238	A	Massachusetts	60 69				
												238	H	Massachusetts	66 41				
												289	A	Colgate	62 38				
												292	H	Niagara	67 55				
LAST 12 Division I GAMES:																			
85	A	Drexel	46 58	21	A	Duquesne	62 74												
238	A	Massachusetts	60 69	50	A	Dayton	59 54												
75	H	Saint Louis	80 59	164	H	George Mason	70 55												
97	A	VCU	47 52	155	A	Davidson	59 47												
226	H	Richmond	66 43	238	H	Massachusetts	66 41												
89	H	Saint Joseph's	65 51	165	H	Fordham	55 41												

Non-Div I Games:

St. Bonaventure

Average RPI Win:	303	WON-LOST	WINNING	LAST 10	STRENGTH OF	OPP. STRENGTH	TEAM	ADJ.	CONF.	ADJ CONF.
Average RPI Loss:	254	RECORD	PCT. RANK	GAMES	SCHEDULE	OF SCHEDULE	RPI	RPI	RPI	RPI
DIV. I ONLY	5- 19	308	2- 8	342	346	345	345	31	31	
DIV. I NON-CONF.	3- 8	258	0- 0	330	321	326	326	32	32	
TOTALS	RPI 1-25	RPI 26-50	W-L RECORDS	RPI 51-100	RPI 101-150	RPI 150+				
5- 19	0- 0	0- 0	OVERALL	0- 3	0- 0	5- 16				
2- 8	0- 0	0- 0	HOME	0- 1	0- 0	2- 7				
2- 10	0- 0	0- 0	AWAY	0- 1	0- 0	2- 9				
1- 1	0- 0	0- 0	NEUTRAL	0- 1	0- 0	1- 0				
3- 8	0- 0	0- 0	NON-CONFERENCE	0- 3	0- 0	3- 5				
1- 2	0- 0	0- 0	HOME	0- 1	0- 0	1- 1				
1- 5	0- 0	0- 0	AWAY	0- 1	0- 0	1- 4				
1- 1	0- 0	0- 0	NEUTRAL	0- 1	0- 0	1- 0				
2- 11	0- 0	0- 0	CONFERENCE	0- 0	0- 0	2- 11				
1- 6	0- 0	0- 0	HOME	0- 0	0- 0	1- 6				
1- 5	0- 0	0- 0	AWAY	0- 0	0- 0	1- 5				
0- 0	0- 0	0- 0	NEUTRAL	0- 0	0- 0	0- 0				

RPI S	Opponent	Score	RPI S	Opponent	Score	RPI S	Opponent	Score	RPI S	Opponent	Score	Team's RPI: 345
						73 H	Army West Point	35 74	195 H	Robert Morris	53 62	
						79 A	Georgia Tech	51 89	225 H	Bryant	42 70	
						91 N	Georgetown	52 74	232 A	Manhattan	53 61	
									253 A	Sacred Heart	55 63	
									253 H	Sacred Heart	51 68	
									259 H	Loyola Maryland	64 54	
									272 H	Saint Francis (PA)	76 83	
									275 A	Monmouth	54 63	
									276 A	Central Conn. St.	61 65	
									286 A	Vermont	59 55	
									294 H	Rider	59 71	
									303 A	Fairleigh Dickinson	61 65	
									303 H	Fairleigh Dickinson	88 78	
									320 A	LIU Brooklyn	71 51	
									320 H	LIU Brooklyn	62 65	
									331 A	Lafayette	59 77	
									333 A	Saint Peter's	40 44	
									339 A	Mt. St. Mary's	56 66	
									343 A	Wagner	53 70	
									343 H	Wagner	78 82	
									346 N	Norfolk St.	59 55	
LAST 12 Division I GAMES:												
320 H	LIU Brooklyn	62 65	320 A	LIU Brooklyn	71 51							
303 H	Fairleigh Dickinson	88 78	225 H	Bryant	42 70							
253 A	Sacred Heart	55 63	253 H	Sacred Heart	51 68							
343 H	Wagner	78 82	272 H	Saint Francis (PA)	76 83							
276 A	Central Conn. St.	61 65	195 H	Robert Morris	53 62							
343 A	Wagner	53 70	339 A	Mt. St. Mary's	56 66							

Non-Div I Games:

St. Francis Brooklyn

Average RPI Win:	155	WON-LOST	WINNING	LAST 10	STRENGTH OF	OPP. STRENGTH	TEAM	ADJ.	CONF.	ADJ CONF.
Average RPI Loss:	37	RECORD	PCT. RANK	GAMES	SCHEDULE	OF SCHEDULE	RPI	RPI	RPI	RPI
DIV. I ONLY	17- 7	62	6- 4	78	46	44	44	6	6	
DIV. I NON-CONF.	9- 2	37	0- 0	132	78	28	28	6	6	
TOTALS	RPI 1-25	RPI 26-50	W-L RECORDS	RPI 51-100	RPI 101-150	RPI 150+				
17- 7	0- 4	4- 0	OVERALL	2- 3	2- 0	9- 0				
9- 2	0- 1	2- 0	HOME	1- 1	1- 0	5- 0				
8- 5	0- 3	2- 0	AWAY	1- 2	1- 0	4- 0				
0- 0	0- 0	0- 0	NEUTRAL	0- 0	0- 0	0- 0				
9- 2	0- 2	2- 0	NON-CONFERENCE	0- 0	0- 0	7- 0				
5- 0	0- 0	1- 0	HOME	0- 0	0- 0	4- 0				
4- 2	0- 2	1- 0	AWAY	0- 0	0- 0	3- 0				
0- 0	0- 0	0- 0	NEUTRAL	0- 0	0- 0	0- 0				
8- 5	0- 2	2- 0	CONFERENCE	2- 3	2- 0	2- 0				
4- 2	0- 1	1- 0	HOME	1- 1	1- 0	1- 0				
4- 3	0- 1	1- 0	AWAY	1- 2	1- 0	1- 0				
0- 0	0- 0	0- 0	NEUTRAL	0- 0	0- 0	0- 0				

RPI 1-25				RPI 26-50				Team's RPI: 44				RPI 51-100				RPI 101+			
RPI	S	Opponent	Score	RPI	S	Opponent	Score	RPI	S	Opponent	Score	RPI	S	Opponent	Score	RPI	S	Opponent	Score
10	A	UCLA	58 73	35	A	Seton Hall	72 64	53	A	Villanova	54 58	121	A	Creighton	66 55				
17	A	DePaul	71 77	35	H	Seton Hall	71 69	53	H	Villanova	59 71	134	H	Xavier	57 41				
17	H	DePaul	61 71	40	A	Rutgers	69 62	86	A	Marquette	64 67	157	H	Yale	69 56				
21	A	Duquesne	57 76	42	H	South Fla.	74 70	86	H	Marquette	81 77	179	H	Marist	61 47				
								91	A	Georgetown	65 60	190	A	Kansas	86 71				
												197	H	Butler	68 41				
												220	H	Fairfield	73 54				
												253	H	Sacred Heart	67 54				
												257	A	Providence	80 61				
												268	A	UCF	70 42				
												332	A	UC Irvine	85 63				
LAST 12 Division I GAMES:																			
53	H	Villanova	59 71	53	A	Villanova	54 58												
35	A	Seton Hall	72 64	91	A	Georgetown	65 60												
17	A	DePaul	71 77	35	H	Seton Hall	71 69												
86	A	Marquette	64 67	86	H	Marquette	81 77												
134	H	Xavier	57 41	17	H	DePaul	61 71												
197	H	Butler	68 41	257	A	Providence	80 61												

Non-Div I Games:

St. John's (NY)

■ Loss, 
 ■ Non-Conf, 
 ■ S Site, 
 ■ Home 
 ■ A Away 
 N Neutral

## St. Mary's (CA)

Through Games Of Feb. 13, 2016

Average RPI Win:	165	WON-LOST	WINNING	LAST 10	STRENGTH OF	OPP. STRENGTH	TEAM	ADJ.	CONF.	ADJ CONF.
Average RPI Loss:	94	RECORD	PCT. RANK	GAMES	SCHEDULE	OF SCHEDULE	RPI	RPI	RPI	RPI
DIV. I ONLY	19- 6	41	8- 2	94	91	59	59	9	9	
DIV. I NON-CONF.	9- 2	37	0- 0	142	88	63	63	9	9	
TOTALS	RPI 1-25	RPI 26-50	W-L RECORDS	RPI 51-100	RPI 101-150	RPI 150+				
19- 6	0- 2	0- 1	OVERALL	7- 1	1- 0	11- 2				
8- 4	0- 1	0- 1	HOME	2- 1	1- 0	5- 1				
10- 2	0- 1	0- 0	AWAY	4- 0	0- 0	6- 1				
1- 0	0- 0	0- 0	NEUTRAL	1- 0	0- 0	0- 0				
9- 2	0- 0	0- 1	NON-CONFERENCE	3- 0	1- 0	5- 1				
4- 2	0- 0	0- 1	HOME	1- 0	1- 0	2- 1				
4- 0	0- 0	0- 0	AWAY	1- 0	0- 0	3- 0				
1- 0	0- 0	0- 0	NEUTRAL	1- 0	0- 0	0- 0				
10- 4	0- 2	0- 0	CONFERENCE	4- 1	0- 0	6- 1				
4- 2	0- 1	0- 0	HOME	1- 1	0- 0	3- 0				
6- 2	0- 1	0- 0	AWAY	3- 0	0- 0	3- 1				
0- 0	0- 0	0- 0	NEUTRAL	0- 0	0- 0	0- 0				

RPI 1-25				RPI 26-50				RPI 51-100				RPI 101+			
RPI	S	Opponent	Score	RPI	S	Opponent	Score	RPI	S	Opponent	Score	RPI	S	Opponent	Score
12	A	BYU	59 65	31	H	Missouri	78 95	53	N	Villanova	67 60	142	H	Fresno St.	83 81
12	H	BYU	44 65					56	H	Santa Clara	67 73	158	A	Pacific	82 73
								69	H	Washington St.	75 71	158	H	Pacific	83 75
								76	A	California	64 63	170	A	Northern Colo.	65 52
								84	A	San Diego	73 68	189	H	UC Davis	71 78
								84	H	San Diego	68 60	194	H	San Jose St.	91 81
								95	A	Gonzaga	69 68	198	H	Cal Poly	87 83
								98	A	San Francisco	78 68	234	A	Wyoming	70 64
												239	A	Loyola Marymount	91 81
												239	H	Loyola Marymount	72 57
												265	A	Pepperdine	58 62
												265	H	Pepperdine	88 72
												282	A	Portland	78 51
												288	A	CSUN	93 59
LAST 12 Division I GAMES:															
239	A	Loyola Marymount	91 81	95	A	Gonzaga	69 68								
265	A	Pepperdine	58 62	158	A	Pacific	82 73								
12	H	BYU	44 65	265	H	Pepperdine	88 72								
84	H	San Diego	68 60	239	H	Loyola Marymount	72 57								
158	H	Pacific	83 75	84	A	San Diego	73 68								
282	A	Portland	78 51	12	A	BYU	59 65								

Non-Div I Games:

St. Mary's (CA)

■ Loss, 
 ■ Non-Conf, 
 ■ S Site, 
 ■ Home 
 ■ A Away 
 N Neutral

Average RPI Win:	89	WON-LOST	WINNING	LAST 10	STRENGTH OF	OPP. STRENGTH	TEAM	ADJ.	CONF.	ADJ CONF.
Average RPI Loss:	18	RECORD	PCT. RANK	GAMES	SCHEDULE	OF SCHEDULE	RPI	RPI	RPI	RPI
DIV. I ONLY	20- 5	32	8- 2	4	6	6	6	1	1	
DIV. I NON-CONF.	10- 2	33	0- 0	5	30	3	3	1	1	
TOTALS	RPI 1-25	RPI 26-50	W-L RECORDS	RPI 51-100	RPI 101-150	RPI 150+				
20- 5	1- 4	4- 0	OVERALL	9- 1	2- 0	4- 0				
11- 1	1- 0	2- 0	HOME	4- 1	1- 0	3- 0				
6- 4	0- 4	1- 0	AWAY	3- 0	1- 0	1- 0				
3- 0	0- 0	1- 0	NEUTRAL	2- 0	0- 0	0- 0				
10- 2	1- 1	2- 0	NON-CONFERENCE	4- 1	0- 0	3- 0				
5- 1	1- 0	1- 0	HOME	1- 1	0- 0	2- 0				
2- 1	0- 1	0- 0	AWAY	1- 0	0- 0	1- 0				
3- 0	0- 0	1- 0	NEUTRAL	2- 0	0- 0	0- 0				
10- 3	0- 3	2- 0	CONFERENCE	5- 0	2- 0	1- 0				
6- 0	0- 0	1- 0	HOME	3- 0	1- 0	1- 0				
4- 3	0- 3	1- 0	AWAY	2- 0	1- 0	0- 0				
0- 0	0- 0	0- 0	NEUTRAL	0- 0	0- 0	0- 0				

RPI	S	Opponent	Score	RPI	S	Opponent	Score	RPI	S	Opponent	Score	RPI	S	Opponent	Score
7	A	Texas	69 77	28	H	Washington	69 53	51	N	Purdue	71 65	109	A	Arizona	59 34
8	A	Oregon St.	50 58	33	H	George Washington	84 63	56	H	Santa Clara	58 61	109	H	Arizona	82 58
9	A	Arizona St.	31 49	38	A	Southern California	57 47	58	A	Oregon	64 62	154	H	Cornell	93 38
10	A	UCLA	36 56	50	N	Dayton	74 66	60	H	Chattanooga	73 30	175	H	Colorado	71 56
14	H	Tennessee	69 55					69	H	Washington St.	69 52	189	A	UC Davis	74 45
								70	H	Utah	72 52	245	H	CSU Bakersfield	83 41
								76	A	California	60 55				
								76	H	California	53 46				
								83	N	Missouri St.	82 65				
								95	A	Gonzaga	65 48				
LAST 12 Division I GAMES:															
109	H	Arizona	82 58	38	A	Southern California	57 47								
76	A	California	60 55	8	A	Oregon St.	50 58								
76	H	California	53 46	58	A	Oregon	64 62								
69	H	Washington St.	69 52	175	H	Colorado	71 56								
28	H	Washington	69 53	70	H	Utah	72 52								
10	A	UCLA	36 56	9	A	Arizona St.	31 49								

Non-Div I Games:

Stanford

■ Loss, 
■ Non-Conf, 
■ S Site, 
■ Home 
■ A Away 
N Neutral

Average RPI Win:	239	WON-LOST	WINNING	LAST 10	STRENGTH OF	OPP. STRENGTH	TEAM	ADJ.	CONF.	ADJ CONF.
Average RPI Loss:	183	RECORD	PCT. RANK	GAMES	SCHEDULE	OF SCHEDULE	RPI	RPI	RPI	RPI
DIV. I ONLY	10- 10	168	6- 4	260	277	234	234	28	28	
DIV. I NON-CONF.	3- 5	218	0- 0	178	238	219	219	26	26	
TOTALS	RPI 1-25	RPI 26-50	W-L RECORDS	RPI 51-100	RPI 101-150	RPI 150+				
10- 10	0- 0	0- 0	OVERALL	0- 2	1- 3	9- 5				
6- 4	0- 0	0- 0	HOME	0- 1	1- 2	5- 1				
2- 4	0- 0	0- 0	AWAY	0- 1	0- 0	2- 3				
2- 2	0- 0	0- 0	NEUTRAL	0- 0	0- 1	2- 1				
3- 5	0- 0	0- 0	NON-CONFERENCE	0- 1	0- 2	3- 2				
1- 1	0- 0	0- 0	HOME	0- 0	0- 1	1- 0				
0- 2	0- 0	0- 0	AWAY	0- 1	0- 0	0- 1				
2- 2	0- 0	0- 0	NEUTRAL	0- 0	0- 1	2- 1				
7- 5	0- 0	0- 0	CONFERENCE	0- 1	1- 1	6- 3				
5- 3	0- 0	0- 0	HOME	0- 1	1- 1	4- 1				
2- 2	0- 0	0- 0	AWAY	0- 0	0- 0	2- 2				
0- 0	0- 0	0- 0	NEUTRAL	0- 0	0- 0	0- 0				

RPI 1-25				RPI 26-50				RPI 51-100				RPI 101+ Team's RPI: 234					
RPI	S	Opponent	Score	RPI	S	Opponent	Score	RPI	S	Opponent	Score	RPI	S	Opponent	Score		
								61	H	Abilene Christian	70	85	116	N	IUPUI	55	62
								93	A	TCU	55	88	124	H	Northwestern St.	68	52
													129	H	Central Ark.	53	55
													146	H	UT Arlington	63	67
													167	N	SIUE	82	74
													169	H	McNeese St.	80	55
													174	A	Louisiana Tech	44	76
													191	N	Weber St.	46	56
													233	H	Sam Houston St.	70	63
													237	H	Rice	59	45
													243	A	Houston Baptist	64	50
													248	N	Indiana St.	71	62
													278	H	Lamar	60	64
													306	A	Southeastern La.	56	65
													319	H	Incarnate Word	74	62
													326	A	A&M-Corpus Christi	71	66
													326	H	A&M-Corpus Christi	72	59
													340	A	New Orleans	57	58
LAST 12 Division I GAMES:																	
326	H	A&M-Corpus Christi	72	59	278	H	Lamar	60	64								
319	H	Incarnate Word	74	62	61	H	Abilene Christian	70	85								
243	A	Houston Baptist	64	50	340	A	New Orleans	57	58								
124	H	Northwestern St.	68	52	129	H	Central Ark.	53	55								
326	A	A&M-Corpus Christi	71	66	306	A	Southeastern La.	56	65								
233	H	Sam Houston St.	70	63	169	H	McNeese St.	80	55								

Non-Div I Games: Texas-Tyler 91 69 Tex. A&M-Commerce 75 65 LSU-Shreveport 94 39

Stephen F. Austin

Average RPI Win:	276	WON-LOST	WINNING	LAST 10	STRENGTH OF	OPP. STRENGTH	TEAM	ADJ.	CONF.	ADJ CONF.
Average RPI Loss:	128	RECORD	PCT. RANK	GAMES	SCHEDULE	OF SCHEDULE	RPI	RPI	RPI	RPI
DIV. I ONLY	12- 9	130	6- 4	283	241	180	180	29	29	
DIV. I NON-CONF.	6- 5	146	1- 1	251	137	173	173	27	27	
TOTALS	RPI 1-25	RPI 26-50	W-L RECORDS	RPI 51-100	RPI 101-150	RPI 150+				
12- 9	0- 1	0- 1	OVERALL	0- 2	0- 1	12- 4				
6- 2	0- 0	0- 0	HOME	0- 0	0- 0	6- 2				
6- 5	0- 1	0- 1	AWAY	0- 1	0- 0	6- 2				
0- 2	0- 0	0- 0	NEUTRAL	0- 1	0- 1	0- 0				
6- 5	0- 1	0- 1	NON-CONFERENCE	0- 1	0- 1	6- 1				
3- 1	0- 0	0- 0	HOME	0- 0	0- 0	3- 1				
3- 2	0- 1	0- 1	AWAY	0- 0	0- 0	3- 0				
0- 2	0- 0	0- 0	NEUTRAL	0- 1	0- 1	0- 0				
6- 4	0- 0	0- 0	CONFERENCE	0- 1	0- 0	6- 3				
3- 1	0- 0	0- 0	HOME	0- 0	0- 0	3- 1				
3- 3	0- 0	0- 0	AWAY	0- 1	0- 0	3- 2				
0- 0	0- 0	0- 0	NEUTRAL	0- 0	0- 0	0- 0				

RPI 1-25				RPI 26-50				RPI 51-100				RPI 101+ Team's RPI: 180			
RPI	S	Opponent	Score	RPI	S	Opponent	Score	RPI	S	Opponent	Score	RPI	S	Opponent	Score
14	A	Tennessee	56 90	26	A	Georgia	55 76	66	A	FGCU	48 61	138	N	Boise St.	65 71
								81	N	Minnesota	69 72	151	A	Jacksonville	49 69
												151	H	Jacksonville	66 61
												163	H	Hampton	68 59
												205	A	USC Upstate	58 73
												205	H	USC Upstate	56 61
												252	A	Bethune-Cookman	62 38
												261	A	UNCW	52 49
												268	H	UCF	83 68
												270	H	Georgia St.	72 80
												277	H	Ga. Southern	79 57
												297	A	Kennesaw St.	57 54
												313	A	North Florida	67 56
												313	H	North Florida	81 61
												335	A	Lipscomb	83 62
												337	A	Eastern Ill.	68 66
												341	H	NJIT	60 55
LAST 12 Division I GAMES:															
205	A	USC Upstate	58 73	297	A	Kennesaw St.	57 54								
313	A	North Florida	67 56	205	H	USC Upstate	56 61								
151	H	Jacksonville	66 61	341	H	NJIT	60 55								
313	H	North Florida	81 61	66	A	FGCU	48 61								
151	A	Jacksonville	49 69	163	H	Hampton	68 59								
335	A	Lipscomb	83 62	14	A	Tennessee	56 90								

Non-Div I Games: Trinity Baptist 107 30 Armstrong St. 61 45 Flagler 84 47

Stetson

Stony Brook

Through Games Of Feb. 13, 2016

Average RPI Win:	237	WON-LOST	WINNING	LAST 10	STRENGTH OF	OPP. STRENGTH	TEAM	ADJ.	CONF.	ADJ CONF.
Average RPI Loss:	109	RECORD	PCT. RANK	GAMES	SCHEDULE	OF SCHEDULE	RPI	RPI	RPI	RPI
DIV. I ONLY	16- 9	95	6- 4	218	202	128	128	15	15	
DIV. I NON-CONF.	8- 5	119	0- 0	173	204	121	121	18	18	
TOTALS	RPI 1-25	RPI 26-50	W-L RECORDS	RPI 51-100	RPI 101-150	RPI 150+				
16- 9	0- 1	0- 1	OVERALL	0- 3	2- 0	14- 4				
9- 3	0- 0	0- 1	HOME	0- 0	2- 0	7- 2				
7- 6	0- 1	0- 0	AWAY	0- 3	0- 0	7- 2				
0- 0	0- 0	0- 0	NEUTRAL	0- 0	0- 0	0- 0				
8- 5	0- 1	0- 1	NON-CONFERENCE	0- 1	2- 0	6- 2				
4- 2	0- 0	0- 1	HOME	0- 0	2- 0	2- 1				
4- 3	0- 1	0- 0	AWAY	0- 1	0- 0	4- 1				
0- 0	0- 0	0- 0	NEUTRAL	0- 0	0- 0	0- 0				
8- 4	0- 0	0- 0	CONFERENCE	0- 2	0- 0	8- 2				
5- 1	0- 0	0- 0	HOME	0- 0	0- 0	5- 1				
3- 3	0- 0	0- 0	AWAY	0- 2	0- 0	3- 1				
0- 0	0- 0	0- 0	NEUTRAL	0- 0	0- 0	0- 0				

RPI 1-25				RPI 26-50				RPI 51-100				RPI 101+ Team's RPI: 128			
RPI	S	Opponent	Score	RPI	S	Opponent	Score	RPI	S	Opponent	Score	RPI	S	Opponent	Score
24	A	Syracuse	49 64	39	H	St. Bonaventure	68 73	52	A	Albany (NY)	54 73	114	H	Iona	58 53
								65	A	Hofstra	66 71	117	H	Harvard	64 63
								88	A	Maine	52 55	154	A	Cornell	58 49
												157	A	Yale	57 62
												160	H	Ole Miss	57 72
												168	A	UMBC	69 60
												168	H	UMBC	65 69
												207	A	Hartford	45 42
												207	H	Hartford	58 35
												217	H	Morgan St.	46 42
												219	A	Columbia	79 71
												231	A	Binghamton	47 54
												231	H	Binghamton	64 58
												258	H	New Hampshire	63 54
												286	H	Vermont	73 59
												312	A	UMass Lowell	64 50
												312	H	UMass Lowell	60 46
												320	H	LIU Brooklyn	71 54
												333	A	Saint Peter's	69 35
												343	A	Wagner	73 62
LAST 12 Division I GAMES:															
168	H	UMBC	65 69	52	A	Albany (NY)	54 73								
207	A	Hartford	45 42	207	H	Hartford	58 35								
312	H	UMass Lowell	60 46	258	H	New Hampshire	63 54								
231	A	Binghamton	47 54	168	A	UMBC	69 60								
286	H	Vermont	73 59	312	A	UMass Lowell	64 50								
88	A	Maine	52 55	231	H	Binghamton	64 58								

Non-Div I Games:

Stony Brook

Loss, Non-Conf, S Site, H Home A Away N Neutral



Average RPI Win:	144	WON-LOST	WINNING	LAST 10	STRENGTH OF	OPP. STRENGTH	TEAM	ADJ.	CONF.	ADJ CONF.
Average RPI Loss:	27	RECORD	PCT. RANK	GAMES	SCHEDULE	OF SCHEDULE	RPI	RPI	RPI	RPI
DIV. I ONLY	19- 6	41	8- 2	41	36	24	24	5	5	
DIV. I NON-CONF.	10- 3	61	0- 0	68	76	44	44	5	5	
TOTALS	RPI 1-25	RPI 26-50	W-L RECORDS	RPI 51-100	RPI 101-150	RPI 150+				
19- 6	0- 5	3- 0	OVERALL	3- 0	5- 1	8- 0				
13- 2	0- 2	1- 0	HOME	3- 0	3- 0	6- 0				
4- 4	0- 3	1- 0	AWAY	0- 0	2- 1	1- 0				
2- 0	0- 0	1- 0	NEUTRAL	0- 0	0- 0	1- 0				
10- 3	0- 3	1- 0	NON-CONFERENCE	1- 0	1- 0	7- 0				
7- 1	0- 1	0- 0	HOME	1- 0	1- 0	5- 0				
1- 2	0- 2	0- 0	AWAY	0- 0	0- 0	1- 0				
2- 0	0- 0	1- 0	NEUTRAL	0- 0	0- 0	1- 0				
9- 3	0- 2	2- 0	CONFERENCE	2- 0	4- 1	1- 0				
6- 1	0- 1	1- 0	HOME	2- 0	2- 0	1- 0				
3- 2	0- 1	1- 0	AWAY	0- 0	2- 1	0- 0				
0- 0	0- 0	0- 0	NEUTRAL	0- 0	0- 0	0- 0				

RPI	S	Opponent	Score	RPI	S	Opponent	Score	RPI	S	Opponent	Score	RPI	S	Opponent	Score
1	A	Notre Dame	62 90	28	N	Washington	66 62	79	H	Georgia Tech	71 52	101	A	Virginia	91 57
9	H	Arizona St.	54 61	32	A	Miami (FL)	57 51	85	H	Drexel	83 62	106	A	North Carolina	73 77
11	A	Maryland	64 82	47	H	Duke	86 50	96	H	Virginia Tech	60 39	107	H	Boston College	62 61
14	A	Tennessee	55 57									123	A	Wake Forest	91 65
18	H	Louisville	53 71									128	H	Stony Brook	64 49
												145	H	Pittsburgh	71 48
												151	H	Jacksonville	65 49
												165	N	Fordham	76 54
												193	A	Rhode Island	57 54
												204	H	UTRGV	91 32
												217	H	Morgan St.	90 61
												240	H	Clemson	83 62
												273	H	Coppin St.	88 56
												316	H	Howard	97 48
LAST 12 Division I GAMES:															
101	A	Virginia	91 57	1	A	Notre Dame	62 90	123	A	Wake Forest	91 65				
79	H	Georgia Tech	71 52					145	H	Pittsburgh	71 48				
240	H	Clemson	83 62					96	H	Virginia Tech	60 39				
32	A	Miami (FL)	57 51					106	A	North Carolina	73 77				
107	H	Boston College	62 61					47	H	Duke	86 50				
18	H	Louisville	53 71												

Non-Div I Games:

Syracuse

■ Loss, 
 ■ Non-Conf, 
 ■ S Site, 
 ■ Home 
 ■ A Away 
 N Neutral

TCUTCU

TCU

Page 282

Average RPI Win:	179	WON-LOST	WINNING	LAST 10	STRENGTH OF	OPP. STRENGTH	TEAM	ADJ.	CONF.	ADJ CONF.
Average RPI Loss:	64	RECORD	PCT. RANK	GAMES	SCHEDULE	OF SCHEDULE	RPI	RPI	RPI	RPI
DIV. I ONLY	17- 7	62	8- 2	117	69	62	62	8	8	
DIV. I NON-CONF.	6- 5	146	0- 1	44	58	98	98	7	7	
TOTALS	RPI 1-25	RPI 26-50	W-L RECORDS	RPI 51-100	RPI 101-150	RPI 150+				
17- 7	1- 2	1- 2	OVERALL	2- 1	1- 1	12- 1				
10- 2	1- 0	1- 1	HOME	1- 1	1- 0	6- 0				
7- 5	0- 1	0- 0	AWAY	1- 0	0- 1	6- 0				
0- 0	0- 0	0- 0	NEUTRAL	0- 0	0- 0	0- 0				
6- 5	1- 1	0- 2	NON-CONFERENCE	1- 1	0- 1	4- 0				
4- 2	1- 0	0- 1	HOME	1- 1	0- 0	2- 0				
2- 3	0- 1	0- 1	AWAY	0- 0	0- 1	2- 0				
0- 0	0- 0	0- 0	NEUTRAL	0- 0	0- 0	0- 0				
11- 2	0- 1	1- 0	CONFERENCE	1- 0	1- 0	8- 1				
6- 0	0- 0	1- 0	HOME	0- 0	1- 0	4- 0				
5- 2	0- 1	0- 0	AWAY	1- 0	0- 0	4- 1				
0- 0	0- 0	0- 0	NEUTRAL	0- 0	0- 0	0- 0				

RPI 1-25				RPI 26-50				RPI 51-100				Team's RPI: 62		RPI 101+			
RPI	S	Opponent	Score	RPI	S	Opponent	Score	RPI	S	Opponent	Score			RPI	S	Opponent	Score
2	A	UConn	49 104	36	H	Penn	54 60	53	H	Villanova	61 55			110	A	Quinnipiac	56 58
13	A	Florida St.	47 75	40	A	Rutgers	51 61	82	A	Tulane	72 54			112	H	Memphis	82 58
19	H	Florida	97 91	42	H	South Fla.	68 66	89	H	Saint Joseph's	67 70			156	A	SMU	67 69
														156	H	SMU	55 35
														165	A	Fordham	57 44
														172	A	East Carolina	83 63
														185	H	Tulsa	66 46
														213	A	Cincinnati	74 49
														213	H	Cincinnati	74 51
														253	H	Sacred Heart	92 62
														256	A	Houston	75 66
														256	H	Houston	78 48
														268	A	UCF	71 63
														279	A	La Salle	77 48
														321	H	Delaware St.	100 59
LAST 12 Division I GAMES:																	
213	A	Cincinnati	74 49	36	H	Penn	54 60	2	A	UConn	49 104						
42	H	South Fla.	68 66	268	A	UCF	71 63	213	H	Cincinnati	74 51						
156	H	SMU	55 35	185	H	Tulsa	66 46	156	A	SMU	67 69						
172	A	East Carolina	83 63														
82	A	Tulane	72 54														
256	H	Houston	78 48														

Non-Div I Games:

Temple

## Tennessee

Through Games Of Feb. 13, 2016

Average RPI Win: 101		WON-LOST	WINNING	LAST 10	STRENGTH OF	OPP. STRENGTH	TEAM	ADJ.	CONF.	ADJ CONF.
Average RPI Loss: 36		RECORD	PCT. RANK	GAMES	SCHEDULE	OF SCHEDULE	RPI	RPI	RPI	RPI
DIV. I ONLY		15- 9	103	5- 5	1	31	14	14	2	2
DIV. I NON-CONF.		9- 4	96	0- 1	2	41	7	7	2	2
TOTALS		RPI 1-25	RPI 26-50		W-L RECORDS		RPI 51-100	RPI 101-150	RPI 150+	
15- 9	2- 7	1- 0		OVERALL		5- 1	5- 1	2- 0		
11- 3	1- 2	0- 0		HOME		4- 1	5- 0	1- 0		
4- 6	1- 5	1- 0		AWAY		1- 0	0- 1	1- 0		
0- 0	0- 0	0- 0		NEUTRAL		0- 0	0- 0	0- 0		
9- 4	2- 3	0- 0		NON-CONFERENCE		2- 1	3- 0	2- 0		
7- 2	1- 1	0- 0		HOME		2- 1	3- 0	1- 0		
2- 2	1- 2	0- 0		AWAY		0- 0	0- 0	1- 0		
0- 0	0- 0	0- 0		NEUTRAL		0- 0	0- 0	0- 0		
6- 5	0- 4	1- 0		CONFERENCE		3- 0	2- 1	0- 0		
4- 1	0- 1	0- 0		HOME		2- 0	2- 0	0- 0		
2- 4	0- 3	1- 0		AWAY		1- 0	0- 1	0- 0		
0- 0	0- 0	0- 0		NEUTRAL		0- 0	0- 0	0- 0		

RPI	S	Opponent	Score
1	A	Notre Dame	66 79
6	A	Stanford	55 69
7	H	Texas	53 64
8	A	Oregon St.	53 50
15	A	Texas A&M	71 76
19	H	Florida	66 74
22	A	Kentucky	63 64
23	A	Mississippi St.	63 65
24	H	Syracuse	57 55

RPI	S	Opponent	Score
31	A	Missouri	71 55

RPI	S	Opponent	Score
52	H	Albany (NY)	63 55
55	H	Auburn	79 52
60	H	Chattanooga	59 57
64	A	Vanderbilt	69 51
64	H	Vanderbilt	58 49
96	H	Virginia Tech	43 57

RPI	S	Opponent	Score
129	H	Central Ark.	102 47
131	H	Penn St.	74 66
132	A	Arkansas	59 64
132	H	Arkansas	75 57
140	H	ETSU	85 49
147	H	Alabama	70 42
180	H	Stetson	90 56
301	A	Wichita St.	58 51

## LAST 12 Division I GAMES:

64	A	Vanderbilt	69 51	64	H	Vanderbilt	58 49
15	A	Texas A&M	71 76	1	A	Notre Dame	66 79
132	H	Arkansas	75 57	132	A	Arkansas	59 64
147	H	Alabama	70 42	55	H	Auburn	79 52
23	A	Mississippi St.	63 65	19	H	Florida	66 74
22	A	Kentucky	63 64	31	A	Missouri	71 55

Non-Div I Games:

Tennessee

■ Loss, 
 ■ Non-Conf, S Site, 
 ■ Home 
 ■ Away 
 N Neutral

## Tennessee St.

Through Games Of Feb. 13, 2016

Average RPI Win:	272	WON-LOST	WINNING	LAST 10	STRENGTH OF	OPP. STRENGTH	TEAM	ADJ.	CONF.	ADJ CONF.
Average RPI Loss:	158	RECORD	PCT. RANK	GAMES	SCHEDULE	OF SCHEDULE	RPI	RPI	RPI	RPI
DIV. I ONLY	8- 16	257	3- 7	224	231	263	263	24	24	
DIV. I NON-CONF.	3- 8	258	0- 0	114	143	216	216	23	23	
TOTALS	RPI 1-25	RPI 26-50	W-L RECORDS	RPI 51-100	RPI 101-150	RPI 150+				
8- 16	0- 2	0- 1	OVERALL	0- 0	0- 4	8- 9				
6- 2	0- 0	0- 0	HOME	0- 0	0- 0	6- 2				
1- 12	0- 2	0- 1	AWAY	0- 0	0- 4	1- 5				
1- 2	0- 0	0- 0	NEUTRAL	0- 0	0- 0	1- 2				
3- 8	0- 2	0- 1	NON-CONFERENCE	0- 0	0- 2	3- 3				
2- 0	0- 0	0- 0	HOME	0- 0	0- 0	2- 0				
0- 6	0- 2	0- 1	AWAY	0- 0	0- 2	0- 1				
1- 2	0- 0	0- 0	NEUTRAL	0- 0	0- 0	1- 2				
5- 8	0- 0	0- 0	CONFERENCE	0- 0	0- 2	5- 6				
4- 2	0- 0	0- 0	HOME	0- 0	0- 0	4- 2				
1- 6	0- 0	0- 0	AWAY	0- 0	0- 2	1- 4				
0- 0	0- 0	0- 0	NEUTRAL	0- 0	0- 0	0- 0				

RPI 1-25				RPI 26-50				RPI 51-100				RPI 101+ Team's RPI: 263			
RPI	S	Opponent	Score	RPI	S	Opponent	Score	RPI	S	Opponent	Score	RPI	S	Opponent	Score
22	A	Kentucky	39 81	43	A	Indiana	56 88					103	A	UT Martin	50 77
23	A	Mississippi St.	54 82									104	A	Belmont	65 80
												108	A	Youngstown St.	58 69
												143	A	Southern Ill.	70 79
												166	A	Illinois	43 98
												167	H	SIUE	73 61
												171	N	Fla. Atlantic	64 69
												201	A	Eastern Ky.	67 78
												201	H	Eastern Ky.	66 70
												202	A	Southeast Mo. St.	65 75
												215	N	Utah St.	46 63
												228	H	Texas Southern	72 56
												267	H	Murray St.	69 58
												269	H	Austin Peay	66 58
												274	A	Tennessee Tech	60 70
												274	H	Tennessee Tech	56 64
												280	N	Alabama St.	74 64
												283	A	Jacksonville St.	55 69
												295	H	Morehead St.	78 76
												335	H	Lipscomb	77 65
												337	A	Eastern Ill.	62 53
LAST 12 Division I GAMES:															
201	A	Eastern Ky.	67 78	104	A	Belmont	65 80								
274	H	Tennessee Tech	56 64	274	A	Tennessee Tech	60 70								
295	H	Morehead St.	78 76	267	H	Murray St.	69 58								
201	H	Eastern Ky.	66 70	269	H	Austin Peay	66 58								
283	A	Jacksonville St.	55 69	167	H	SIUE	73 61								
103	A	UT Martin	50 77	337	A	Eastern Ill.	62 53								

Non-Div I Games: Lane 75 44 North Ala. 58 40

Tennessee St.

Loss, Non-Conf, S Site, H Home A Away N Neutral

Average RPI Win:	283	WON-LOST	WINNING	LAST 10	STRENGTH OF	OPP. STRENGTH	TEAM	ADJ.	CONF.	ADJ CONF.
Average RPI Loss:	156	RECORD	PCT. RANK	GAMES	SCHEDULE	OF SCHEDULE	RPI	RPI	RPI	RPI
DIV. I ONLY	9- 17	255	4- 6	237	229	274	274	24	24	
DIV. I NON-CONF.	4- 9	245	0- 0	151	155	247	247	23	23	
TOTALS	RPI 1-25	RPI 26-50	W-L RECORDS	RPI 51-100	RPI 101-150	RPI 150+				
9- 17	0- 1	0- 2	OVERALL	0- 1	0- 4	9- 9				
6- 8	0- 1	0- 1	HOME	0- 0	0- 2	6- 4				
3- 9	0- 0	0- 1	AWAY	0- 1	0- 2	3- 5				
0- 0	0- 0	0- 0	NEUTRAL	0- 0	0- 0	0- 0				
4- 9	0- 1	0- 2	NON-CONFERENCE	0- 1	0- 2	4- 3				
3- 5	0- 1	0- 1	HOME	0- 0	0- 1	3- 2				
1- 4	0- 0	0- 1	AWAY	0- 1	0- 1	1- 1				
0- 0	0- 0	0- 0	NEUTRAL	0- 0	0- 0	0- 0				
5- 8	0- 0	0- 0	CONFERENCE	0- 0	0- 2	5- 6				
3- 3	0- 0	0- 0	HOME	0- 0	0- 1	3- 2				
2- 5	0- 0	0- 0	AWAY	0- 0	0- 1	2- 4				
0- 0	0- 0	0- 0	NEUTRAL	0- 0	0- 0	0- 0				

RPI 1-25				RPI 26-50				RPI 51-100				RPI 101+ Team's RPI: 274			
RPI	S	Opponent	Score	RPI	S	Opponent	Score	RPI	S	Opponent	Score	RPI	S	Opponent	Score
18	H	Louisville	54 76	26	A	Georgia	48 81	71	A	Middle Tenn.	53 69	103	A	UT Martin	53 67
				45	H	Arkansas St.	55 77					104	H	Belmont	79 80
												119	H	Mercer	47 63
												134	A	Xavier	47 64
												153	H	Southern Miss.	57 69
												159	A	Northern Ky.	62 88
												167	H	SIUE	68 83
												201	A	Eastern Ky.	77 72
												202	H	Southeast Mo. St.	57 60
												240	H	Clemson	53 71
												263	A	Tennessee St.	64 56
												263	H	Tennessee St.	70 60
												267	A	Murray St.	50 56
												269	A	Austin Peay	75 91
												270	H	Georgia St.	72 65
												283	A	Jacksonville St.	46 55
												283	H	Jacksonville St.	51 49
												291	A	UNCG	73 64
												295	A	Morehead St.	71 75
												301	H	Wichita St.	54 48
												335	H	Lipscomb	81 70
												337	H	Eastern Ill.	81 74
LAST 12 Division I GAMES:															
283	H	Jacksonville St.	51 49	263	H	Tennessee St.	70 60								
263	A	Tennessee St.	64 56	202	H	Southeast Mo. St.	57 60								
283	A	Jacksonville St.	46 55	103	A	UT Martin	53 67								
104	H	Belmont	79 80	269	A	Austin Peay	75 91								
295	A	Morehead St.	71 75	267	A	Murray St.	50 56								
201	A	Eastern Ky.	77 72	167	H	SIUE	68 83								

Non-Div I Games:

Tennessee Tech

■ Loss, 
 ■ Non-Conf, S Site, 
 ■ Home 
 ■ Away 
 N Neutral

Average RPI Win:	113	WON-LOST	WINNING	LAST 10	STRENGTH OF	OPP. STRENGTH	TEAM	ADJ.	CONF.	ADJ CONF.
Average RPI Loss:	5	RECORD	PCT. RANK	GAMES	SCHEDULE	OF SCHEDULE	RPI	RPI	RPI	RPI
DIV. I ONLY	22- 1	5	9- 1	65	4	7	7	3	3	
DIV. I NON-CONF.	11- 0	1	0- 0	164	9	10	10	3	3	
TOTALS	RPI 1-25	RPI 26-50	W-L RECORDS	RPI 51-100	RPI 101-150	RPI 150+				
22- 1	5- 1	3- 0	OVERALL	1- 0	6- 0	7- 0				
12- 1	3- 1	1- 0	HOME	0- 0	3- 0	5- 0				
9- 0	2- 0	2- 0	AWAY	1- 0	2- 0	2- 0				
1- 0	0- 0	0- 0	NEUTRAL	0- 0	1- 0	0- 0				
11- 0	3- 0	0- 0	NON-CONFERENCE	0- 0	3- 0	5- 0				
7- 0	2- 0	0- 0	HOME	0- 0	1- 0	4- 0				
3- 0	1- 0	0- 0	AWAY	0- 0	1- 0	1- 0				
1- 0	0- 0	0- 0	NEUTRAL	0- 0	1- 0	0- 0				
11- 1	2- 1	3- 0	CONFERENCE	1- 0	3- 0	2- 0				
5- 1	1- 1	1- 0	HOME	0- 0	2- 0	1- 0				
6- 0	1- 0	2- 0	AWAY	1- 0	1- 0	1- 0				
0- 0	0- 0	0- 0	NEUTRAL	0- 0	0- 0	0- 0				

RPI	S	Opponent	Score	RPI	S	Opponent	Score	RPI	S	Opponent	Score	RPI	S	Opponent	Score
5	H	Baylor	67 80	29	H	Oklahoma	83 76	93	A	TCU	65 58	102	A	Iowa St.	65 49
6	H	Stanford	77 69	34	A	West Virginia	65 54					102	H	Iowa St.	75 54
14	A	Tennessee	64 53	49	A	Kansas St.	66 51					124	H	Northwestern St.	86 33
16	A	Oklahoma St.	78 48									132	N	Arkansas	61 50
16	H	Oklahoma St.	70 55									133	H	Texas Tech	86 62
23	H	Mississippi St.	53 47									137	A	Little Rock	66 56
												163	H	Hampton	79 52
												190	A	Kansas	75 38
												190	H	Kansas	70 46
												218	H	Canisius	92 62
												233	H	Sam Houston St.	83 49
												237	A	Rice	70 47
												241	H	UTSA	90 53
LAST 12 Division I GAMES:															
16	H	Oklahoma St.	70 55	5	H	Baylor	67 80	190	A	Kansas	75 38	16	A	Oklahoma St.	78 48
102	A	Iowa St.	65 49					102	H	Iowa St.	75 54	133	H	Texas Tech	86 62
49	A	Kansas St.	66 51					133	H	Texas Tech	86 62	34	A	West Virginia	65 54
190	H	Kansas	70 46												
29	H	Oklahoma	83 76												
93	A	TCU	65 58												

Non-Div I Games:

Texas

Average RPI Win:	109	WON-LOST	WINNING	LAST 10	STRENGTH OF	OPP. STRENGTH	TEAM	ADJ.	CONF.	ADJ CONF.
Average RPI Loss:	27	RECORD	PCT. RANK	GAMES	SCHEDULE	OF SCHEDULE	RPI	RPI	RPI	RPI
DIV. I ONLY	17- 7	62	6- 4	5	10	15	15	2	2	
DIV. I NON-CONF.	10- 3	61	1- 0	20	15	25	25	2	2	
TOTALS	RPI 1-25	RPI 26-50	W-L RECORDS	RPI 51-100	RPI 101-150	RPI 150+				
17- 7	2- 6	4- 0	OVERALL	2- 0	4- 1	5- 0				
11- 2	2- 2	2- 0	HOME	1- 0	1- 0	5- 0				
3- 3	0- 0	1- 0	AWAY	0- 0	2- 0	0- 0				
3- 2	0- 2	1- 0	NEUTRAL	1- 0	1- 0	0- 0				
10- 3	0- 3	2- 0	NON-CONFERENCE	2- 0	2- 0	4- 0				
6- 1	0- 1	0- 0	HOME	1- 0	1- 0	4- 0				
1- 0	0- 0	1- 0	AWAY	0- 0	0- 0	0- 0				
3- 2	0- 2	1- 0	NEUTRAL	1- 0	1- 0	0- 0				
7- 4	2- 3	2- 0	CONFERENCE	0- 0	2- 1	1- 0				
5- 1	2- 1	2- 0	HOME	0- 0	0- 0	1- 0				
2- 3	0- 2	0- 0	AWAY	0- 0	2- 1	0- 0				
0- 0	0- 0	0- 0	NEUTRAL	0- 0	0- 0	0- 0				

RPI	S	Opponent	Score	RPI	S	Opponent	Score	RPI	S	Opponent	Score	RPI	S	Opponent	Score
3	A	South Carolina	58 59	26	H	Georgia	73 62	76	N	California	75 58	120	A	LSU	53 35
3	H	South Carolina	63 70	29	N	Oklahoma	74 68	93	H	TCU	82 78	127	N	Hawaii	82 41
4	N	Ohio St.	80 95	31	H	Missouri	81 77					132	A	Arkansas	61 67
12	N	BYU	64 72	47	A	Duke	72 66					137	H	Little Rock	69 39
14	H	Tennessee	76 71									147	A	Alabama	59 56
17	H	DePaul	66 80									156	H	SMU	67 55
19	A	Florida	81 83									160	H	Ole Miss	81 58
23	H	Mississippi St.	64 58									177	H	Southern U.	88 47
												209	H	Texas St.	87 50
												285	H	Prairie View	88 30
LAST 12 Division I GAMES:															
23	H	Mississippi St.	64 58	3	A	South Carolina	58 59								
14	H	Tennessee	76 71	160	H	Ole Miss	81 58								
19	A	Florida	81 83	120	A	LSU	53 35								
3	H	South Carolina	63 70	132	A	Arkansas	61 67								
147	A	Alabama	59 56	26	H	Georgia	73 62								
31	H	Missouri	81 77	285	H	Prairie View	88 30								

Non-Div I Games:

Texas A&amp;M

■ Loss, 
 ■ Non-Conf, S Site, 
 ■ Home 
 ■ Away 
 N Neutral



Average RPI Win:	293	WON-LOST	WINNING	LAST 10	STRENGTH OF	OPP. STRENGTH	TEAM	ADJ.	CONF.	ADJ CONF.
Average RPI Loss:	192	RECORD	PCT. RANK	GAMES	SCHEDULE	OF SCHEDULE	RPI	RPI	RPI	RPI
DIV. I ONLY	14- 7	83	9- 1	349	305	228	228	32	32	
DIV. I NON-CONF.	4- 6	201	1- 0	347	95	296	296	31	31	
TOTALS	RPI 1-25	RPI 26-50	W-L RECORDS	RPI 51-100	RPI 101-150	RPI 150+				
14- 7	0- 1	0- 0	OVERALL	0- 0	0- 1	14- 5				
7- 2	0- 0	0- 0	HOME	0- 0	0- 0	7- 2				
6- 5	0- 1	0- 0	AWAY	0- 0	0- 1	6- 3				
1- 0	0- 0	0- 0	NEUTRAL	0- 0	0- 0	1- 0				
4- 6	0- 1	0- 0	NON-CONFERENCE	0- 0	0- 1	4- 4				
1- 2	0- 0	0- 0	HOME	0- 0	0- 0	1- 2				
2- 4	0- 1	0- 0	AWAY	0- 0	0- 1	2- 2				
1- 0	0- 0	0- 0	NEUTRAL	0- 0	0- 0	1- 0				
10- 1	0- 0	0- 0	CONFERENCE	0- 0	0- 0	10- 1				
6- 0	0- 0	0- 0	HOME	0- 0	0- 0	6- 0				
4- 1	0- 0	0- 0	AWAY	0- 0	0- 0	4- 1				
0- 0	0- 0	0- 0	NEUTRAL	0- 0	0- 0	0- 0				

RPI 1-25			RPI 26-50			RPI 51-100			RPI 101+			Team's RPI: 228
RPI	S	Opponent	Score	RPI	S	Opponent	Score	RPI	S	Opponent	Score	
16	A	Oklahoma St.	52 87					120	A	LSU	36 86	
								177	H	Southern U.	59 45	
								190	A	Kansas	65 72	
								212	A	Grambling	62 50	
								233	H	Sam Houston St.	51 53	
								237	A	Rice	69 66	
								241	A	UTSA	59 44	
								243	H	Houston Baptist	65 77	
								263	A	Tennessee St.	56 72	
								280	A	Alabama St.	51 57	
								285	A	Prairie View	50 43	
								285	H	Prairie View	72 65	
								322	A	Jackson St.	62 36	
								322	H	Jackson St.	66 47	
								326	H	A&M-Corpus Christi	51 43	
								327	H	Alcorn	68 39	
								334	H	Ark.-Pine Bluff	57 30	
								335	N	Lipscomb	66 62	
								344	A	Alabama A&M	57 38	
								349	H	Mississippi Val.	76 38	
LAST 12 Division I GAMES:												
322	H	Jackson St.	66 47	212	A	Grambling	62 50					
285	A	Prairie View	50 43	322	A	Jackson St.	62 36					
344	A	Alabama A&M	57 38	285	H	Prairie View	72 65					
280	A	Alabama St.	51 57	327	H	Alcorn	68 39					
334	H	Ark.-Pine Bluff	57 30	177	H	Southern U.	59 45					
349	H	Mississippi Val.	76 38	241	A	UTSA	59 44					

Non-Div I Games:

Texas Southern

■ Loss, 
 ■ Non-Conf, S Site, 
 ■ Home 
 ■ Away 
 N Neutral

Average RPI Win: <b>223</b>	WON-LOST	WINNING	LAST 10	STRENGTH OF	OPP. STRENGTH	TEAM	ADJ.	CONF.	ADJ CONF.
Average RPI Loss: <b>149</b>	RECORD	PCT. RANK	GAMES	SCHEDULE	OF SCHEDULE	RPI	RPI	RPI	RPI
DIV. I ONLY	9- 12	212	4- 6	198	151	209	209	16	16
DIV. I NON-CONF.	3- 5	218	0- 0	106	25	163	163	14	14
TOTALS	RPI 1-25	RPI 26-50	W-L RECORDS	RPI 51-100	RPI 101-150	RPI 150+			
9- 12	0- 1	0- 3	OVERALL	0- 0	1- 3	8- 5			
6- 2	0- 0	0- 1	HOME	0- 0	1- 1	5- 0			
3- 7	0- 1	0- 1	AWAY	0- 0	0- 0	3- 5			
0- 3	0- 0	0- 1	NEUTRAL	0- 0	0- 2	0- 0			
3- 5	0- 1	0- 2	NON-CONFERENCE	0- 0	0- 2	3- 0			
2- 0	0- 0	0- 0	HOME	0- 0	0- 0	2- 0			
1- 2	0- 1	0- 1	AWAY	0- 0	0- 0	1- 0			
0- 3	0- 0	0- 1	NEUTRAL	0- 0	0- 2	0- 0			
6- 7	0- 0	0- 1	CONFERENCE	0- 0	1- 1	5- 5			
4- 2	0- 0	0- 1	HOME	0- 0	1- 1	3- 0			
2- 5	0- 0	0- 0	AWAY	0- 0	0- 0	2- 5			
0- 0	0- 0	0- 0	NEUTRAL	0- 0	0- 0	0- 0			

RPI 1-25				RPI 26-50				RPI 51-100				RPI 101+ Team's RPI: 209			
RPI	S	Opponent	Score	RPI	S	Opponent	Score	RPI	S	Opponent	Score	RPI	S	Opponent	Score
15	A	Texas A&M	50 87	31	A	Missouri	56 82					102	N	Iowa St.	61 83
				45	H	Arkansas St.	59 74					135	N	Idaho	55 75
				47	N	Duke	34 85					137	H	Little Rock	67 57
												146	H	UT Arlington	48 80
												152	A	La.-Lafayette	46 42
												178	A	Troy	79 112
												206	A	South Ala.	73 71
												224	H	North Texas	64 62
												241	H	UTSA	72 64
												243	A	Houston Baptist	71 66
												255	A	Appalachian St.	71 90
												255	H	Appalachian St.	87 76
												270	A	Georgia St.	62 73
												270	H	Georgia St.	80 71
												277	A	Ga. Southern	64 78
												277	H	Ga. Southern	61 56
												284	A	La.-Monroe	59 63
LAST 12 Division I GAMES:															
255	H	Appalachian St.	87 76	45	H	Arkansas St.	59 74								
146	H	UT Arlington	48 80	137	H	Little Rock	67 57								
277	A	Ga. Southern	64 78	178	A	Troy	79 112								
270	A	Georgia St.	62 73	206	A	South Ala.	73 71								
284	A	La.-Monroe	59 63	255	A	Appalachian St.	71 90								
152	A	La.-Lafayette	46 42	270	H	Georgia St.	80 71								

Non-Div I Games: Tex. A&amp;M-Commerce 80 60 St. Edward's 52 44

Texas St.

■ Loss, 
 ■ Non-Conf, 
 ■ S Site, 
 ■ Home 
 ■ A Away 
 N Neutral

Average RPI Win:	213	WON-LOST	WINNING	LAST 10	STRENGTH OF	OPP. STRENGTH	TEAM	ADJ.	CONF.	ADJ CONF.
Average RPI Loss:	36	RECORD	PCT. RANK	GAMES	SCHEDULE	OF SCHEDULE	RPI	RPI	RPI	RPI
DIV. I ONLY	11- 13	194	2- 8	38	62	133	133	3	3	
DIV. I NON-CONF.	9- 2	37	0- 0	225	269	100	100	3	3	
TOTALS	RPI 1-25	RPI 26-50	W-L RECORDS	RPI 51-100	RPI 101-150	RPI 150+				
11- 13	0- 5	0- 5	OVERALL	1- 3	2- 0	8- 0				
10- 5	0- 2	0- 2	HOME	1- 1	2- 0	7- 0				
0- 7	0- 0	0- 0	AWAY	0- 0	0- 0	0- 0				
1- 1	0- 0	0- 1	NEUTRAL	0- 0	0- 0	1- 0				
9- 2	0- 0	0- 1	NON-CONFERENCE	1- 1	1- 0	7- 0				
8- 0	0- 0	0- 0	HOME	1- 0	1- 0	6- 0				
0- 1	0- 0	0- 0	AWAY	0- 1	0- 0	0- 0				
1- 1	0- 0	0- 1	NEUTRAL	0- 0	0- 0	1- 0				
2- 11	0- 5	0- 4	CONFERENCE	0- 2	1- 0	1- 0				
2- 5	0- 2	0- 2	HOME	0- 1	1- 0	1- 0				
0- 6	0- 3	0- 2	AWAY	0- 1	0- 0	0- 0				
0- 0	0- 0	0- 0	NEUTRAL	0- 0	0- 0	0- 0				

RPI 1-25				RPI 26-50				RPI 51-100				RPI 101+ Team's RPI: 133			
RPI	S	Opponent	Score	RPI	S	Opponent	Score	RPI	S	Opponent	Score	RPI	S	Opponent	Score
5	A	Baylor	43 69	28	N	Washington	73 77	56	A	Santa Clara	70 75	102	H	Iowa St.	69 66
5	H	Baylor	36 66	29	A	Oklahoma	53 92	61	H	Abilene Christian	71 65	135	H	Idaho	78 62
7	A	Texas	62 86	34	A	West Virginia	57 79	93	A	TCU	48 69	165	N	Fordham	62 48
16	A	Oklahoma St.	57 70	34	H	West Virginia	42 69	93	H	TCU	69 78	190	H	Kansas	54 44
16	H	Oklahoma St.	46 69	49	H	Kansas St.	53 65					212	H	Grambling	70 55
												222	H	Idaho St.	79 64
												292	H	Niagara	79 45
												306	H	Southeastern La.	113 51
												319	H	Incarnate Word	70 55
												334	H	Ark.-Pine Bluff	84 40
LAST 12 Division I GAMES:															
5	H	Baylor	36 66	29	A	Oklahoma	53 92								
16	A	Oklahoma St.	57 70	102	H	Iowa St.	69 66								
34	H	West Virginia	42 69	93	A	TCU	48 69								
190	H	Kansas	54 44	34	A	West Virginia	57 79								
5	A	Baylor	43 69	16	H	Oklahoma St.	46 69								
49	H	Kansas St.	53 65	7	A	Texas	62 86								

Non-Div I Games:

Texas Tech

■ Loss, 
■ Non-Conf, 
■ S Site, 
■ H Home 
■ A Away 
N Neutral

Average RPI Win:	224	WON-LOST	WINNING	LAST 10	STRENGTH OF	OPP. STRENGTH	TEAM	ADJ.	CONF.	ADJ CONF.
Average RPI Loss:	70	RECORD	PCT. RANK	GAMES	SCHEDULE	OF SCHEDULE	RPI	RPI	RPI	RPI
DIV. I ONLY	13- 10	132	7- 3	90	119	113	113	11	11	
DIV. I NON-CONF.	5- 6	180	0- 0	62	74	135	135	13	13	
TOTALS	RPI 1-25	RPI 26-50	W-L RECORDS	RPI 51-100	RPI 101-150	RPI 150+				
13- 10	0- 1	0- 3	OVERALL	1- 2	3- 4	9- 0				
7- 3	0- 0	0- 2	HOME	0- 0	2- 1	5- 0				
4- 5	0- 0	0- 0	AWAY	0- 0	1- 0	3- 0				
2- 2	0- 0	0- 0	NEUTRAL	1- 1	0- 1	1- 0				
5- 6	0- 1	0- 2	NON-CONFERENCE	1- 1	0- 2	4- 0				
2- 2	0- 0	0- 1	HOME	0- 0	0- 1	2- 0				
1- 2	0- 1	0- 1	AWAY	0- 0	0- 0	1- 0				
2- 2	0- 0	0- 0	NEUTRAL	1- 1	0- 1	1- 0				
8- 4	0- 0	0- 1	CONFERENCE	0- 1	3- 2	5- 0				
5- 1	0- 0	0- 1	HOME	0- 0	2- 0	3- 0				
3- 3	0- 0	0- 0	AWAY	0- 1	1- 2	2- 0				
0- 0	0- 0	0- 0	NEUTRAL	0- 0	0- 0	0- 0				

RPI 1-25				RPI 26-50				RPI 51-100				RPI 101+ Team's RPI: 113			
RPI	S	Opponent	Score	RPI	S	Opponent	Score	RPI	S	Opponent	Score	RPI	S	Opponent	Score
1	A	Notre Dame	39 74	27	H	Ohio	57 77	52	N	Albany (NY)	55 63	109	H	Arizona	59 62
				39	A	St. Bonaventure	63 74	78	A	Ball St.	69 75	111	A	Eastern Mich.	41 59
				50	H	Dayton	57 83	97	N	VCU	80 61	115	A	Western Mich.	80 68
												115	H	Western Mich.	80 73
												117	N	Harvard	70 76
												118	A	Akron	71 81
												136	H	Buffalo	71 60
												203	A	Ill.-Chicago	60 51
												219	N	Columbia	88 75
												250	H	Bowling Green	75 61
												251	H	Northern Ill.	66 59
												263	A	Miami (OH)	55 50
												293	H	Cleveland St.	66 53
												317	A	Kent St.	67 64
												317	H	Kent St.	73 67
												334	H	Ark.-Pine Bluff	74 47
LAST 12 Division I GAMES:															
27	H	Ohio	57 77	118	A	Akron	71 81								
136	H	Buffalo	71 60	251	H	Northern Ill.	66 59								
317	A	Kent St.	67 64	263	A	Miami (OH)	55 50								
115	A	Western Mich.	80 68	115	H	Western Mich.	80 73								
250	H	Bowling Green	75 61	317	H	Kent St.	73 67								
111	A	Eastern Mich.	41 59	78	A	Ball St.	69 75								

Non-Div I Games:

Toledo

■ Loss, 
 ■ Non-Conf, 
 S Site, 
 ■ Home 
 ■ Away 
 N Neutral

Average RPI Win: <b>190</b>	WON-LOST	WINNING	LAST 10	STRENGTH OF	OPP. STRENGTH	TEAM	ADJ.	CONF.	ADJ CONF.
Average RPI Loss: <b>164</b>	RECORD	PCT. RANK	GAMES	SCHEDULE	OF SCHEDULE	RPI	RPI	RPI	RPI
DIV. I ONLY	5- 18	300	1- 9	177	201	287	287	13	13
DIV. I NON-CONF.	3- 8	258	0- 0	253	279	291	291	12	12
TOTALS	RPI 1-25	RPI 26-50	W-L RECORDS	RPI 51-100	RPI 101-150	RPI 150+			
5- 18	0- 0	0- 1	OVERALL	1- 6	0- 0	4- 11			
3- 7	0- 0	0- 1	HOME	1- 2	0- 0	2- 4			
1- 11	0- 0	0- 0	AWAY	0- 4	0- 0	1- 7			
1- 0	0- 0	0- 0	NEUTRAL	0- 0	0- 0	1- 0			
3- 8	0- 0	0- 0	NON-CONFERENCE	0- 3	0- 0	3- 5			
2- 2	0- 0	0- 0	HOME	0- 1	0- 0	2- 1			
0- 6	0- 0	0- 0	AWAY	0- 2	0- 0	0- 4			
1- 0	0- 0	0- 0	NEUTRAL	0- 0	0- 0	1- 0			
2- 10	0- 0	0- 1	CONFERENCE	1- 3	0- 0	1- 6			
1- 5	0- 0	0- 1	HOME	1- 1	0- 0	0- 3			
1- 5	0- 0	0- 0	AWAY	0- 2	0- 0	1- 3			
0- 0	0- 0	0- 0	NEUTRAL	0- 0	0- 0	0- 0			

RPI 1-25				RPI 26-50				RPI 51-100				RPI 101+				Team's RPI: 287	
RPI	S	Opponent	Score	RPI	S	Opponent	Score	RPI	S	Opponent	Score	RPI	S	Opponent	Score		
				48	H	James Madison	57 64					154	A	Cornell	60 88		
												164	A	George Mason	76 88		
												168	H	UMBC	61 51		
												183	A	Col. of Charleston	55 67		
												184	A	Delaware	64 69		
												184	H	Delaware	62 66		
												186	A	Northeastern	72 71		
												200	H	William & Mary	54 73		
												227	N	Western Ill.	83 77		
												261	A	UNCW	51 53		
												261	H	UNCW	49 52		
												273	H	Coppin St.	69 81		
												294	A	Rider	72 78		
												296	H	UMKC	70 47		
												313	A	North Florida	72 74		
LAST 12 Division I GAMES:																	
				72	A	Elon	58 80	48	H	James Madison	57 64						
				65	H	Hofstra	56 74	184	A	Delaware	64 69						
				184	H	Delaware	62 66	72	H	Elon	85 78						
				183	A	Col. of Charleston	55 67	261	H	UNCW	49 52						
				261	A	UNCW	51 53	200	H	William & Mary	54 73						
				65	A	Hofstra	60 64	186	A	Northeastern	72 71						

Non-Div I Games:

Towson

■ Loss, 
 ■ Non-Conf, 
 ■ S Site, 
 ■ H Home 
 ■ A Away 
 N Neutral

Average RPI Win:	250	WON-LOST	WINNING	LAST 10	STRENGTH OF	OPP. STRENGTH	TEAM	ADJ.	CONF.	ADJ CONF.
Average RPI Loss:	142	RECORD	PCT. RANK	GAMES	SCHEDULE	OF SCHEDULE	RPI	RPI	RPI	RPI
DIV. I ONLY	10- 11	191	4- 6	170	252	178	178	16	16	
DIV. I NON-CONF.	3- 4	197	0- 0	183	328	153	153	14	14	
TOTALS	RPI 1-25	RPI 26-50	W-L RECORDS	RPI 51-100	RPI 101-150	RPI 150+				
10- 11	0- 0	0- 2	OVERALL	0- 1	2- 4	8- 4				
6- 3	0- 0	0- 1	HOME	0- 0	2- 0	4- 2				
4- 8	0- 0	0- 1	AWAY	0- 1	0- 4	4- 2				
0- 0	0- 0	0- 0	NEUTRAL	0- 0	0- 0	0- 0				
3- 4	0- 0	0- 0	NON-CONFERENCE	0- 1	0- 3	3- 0				
1- 0	0- 0	0- 0	HOME	0- 0	0- 0	1- 0				
2- 4	0- 0	0- 0	AWAY	0- 1	0- 3	2- 0				
0- 0	0- 0	0- 0	NEUTRAL	0- 0	0- 0	0- 0				
7- 7	0- 0	0- 2	CONFERENCE	0- 0	2- 1	5- 4				
5- 3	0- 0	0- 1	HOME	0- 0	2- 0	3- 2				
2- 4	0- 0	0- 1	AWAY	0- 0	0- 1	2- 2				
0- 0	0- 0	0- 0	NEUTRAL	0- 0	0- 0	0- 0				

RPI 1-25				RPI 26-50				RPI 51-100				RPI 101+				Team's RPI: 178
RPI	S	Opponent	Score	RPI	S	Opponent	Score	RPI	S	Opponent	Score	RPI	S	Opponent	Score	
				45	A	Arkansas St.	80 94	64	A	Vanderbilt	43 97	104	A	Belmont	93 102	
				45	H	Arkansas St.	81 101					122	A	Samford	69 73	
												137	A	Little Rock	64 79	
												137	H	Little Rock	78 71	
												144	A	UAB	67 89	
												146	H	UT Arlington	88 71	
												152	A	La.-Lafayette	53 56	
												206	H	South Ala.	71 75	
												209	H	Texas St.	112 79	
												255	H	Appalachian St.	81 96	
												270	A	Georgia St.	97 90	
												270	H	Georgia St.	89 78	
												277	A	Ga. Southern	81 66	
												277	H	Ga. Southern	84 68	
												280	A	Alabama St.	73 59	
												284	A	La.-Monroe	73 77	
												306	A	Southeastern La.	100 90	
												324	H	Nicholls St.	104 51	
LAST 12 Division I GAMES:																
				270	H	Georgia St.	89 78					152	A	La.-Lafayette	53 56	
				277	H	Ga. Southern	84 68					284	A	La.-Monroe	73 77	
				45	A	Arkansas St.	80 94					209	H	Texas St.	112 79	
				137	A	Little Rock	64 79					146	H	UT Arlington	88 71	
				255	H	Appalachian St.	81 96					277	A	Ga. Southern	81 66	
				206	H	South Ala.	71 75					270	A	Georgia St.	97 90	

Non-Div I Games: West Ala. 103 72 Fort Valley St. 118 72

Troy

Average RPI Win:	189	WON-LOST	WINNING	LAST 10	STRENGTH OF	OPP. STRENGTH	TEAM	ADJ.	CONF.	ADJ CONF.
Average RPI Loss:	42	RECORD	PCT. RANK	GAMES	SCHEDULE	OF SCHEDULE	RPI	RPI	RPI	RPI
DIV. I ONLY	16- 8	83	6- 4	88	77	82	82	8	8	
DIV. I NON-CONF.	9- 3	69	0- 0	72	83	50	50	7	7	
TOTALS	RPI 1-25	RPI 26-50	W-L RECORDS	RPI 51-100	RPI 101-150	RPI 150+				
16- 8	0- 3	0- 3	OVERALL	1- 1	3- 1	12- 0				
10- 3	0- 1	0- 1	HOME	1- 1	2- 0	7- 0				
5- 3	0- 1	0- 1	AWAY	0- 0	0- 1	5- 0				
1- 2	0- 1	0- 1	NEUTRAL	0- 0	1- 0	0- 0				
9- 3	0- 2	0- 1	NON-CONFERENCE	1- 0	3- 0	5- 0				
7- 0	0- 0	0- 0	HOME	1- 0	2- 0	4- 0				
1- 1	0- 1	0- 0	AWAY	0- 0	0- 0	1- 0				
1- 2	0- 1	0- 1	NEUTRAL	0- 0	1- 0	0- 0				
7- 5	0- 1	0- 2	CONFERENCE	0- 1	0- 1	7- 0				
3- 3	0- 1	0- 1	HOME	0- 1	0- 0	3- 0				
4- 2	0- 0	0- 1	AWAY	0- 0	0- 1	4- 0				
0- 0	0- 0	0- 0	NEUTRAL	0- 0	0- 0	0- 0				

RPI 1-25				RPI 26-50				RPI 51-100 Team's RPI: 82				RPI 101+			
RPI	S	Opponent	Score	RPI	S	Opponent	Score	RPI	S	Opponent	Score	RPI	S	Opponent	Score
2	H	UConn	38 96	40	N	Rutgers	51 75	62	H	Temple	54 72	101	N	Virginia	67 62
13	A	Florida St.	72 78	42	A	South Fla.	65 77	75	H	Saint Louis	66 58	112	A	Memphis	67 83
20	N	Green Bay	58 79	42	H	South Fla.	67 71					120	H	LSU	67 63
												137	H	Little Rock	69 53
												156	A	SMU	54 42
												160	A	Ole Miss	61 59
												169	H	McNeese St.	74 55
												172	A	East Carolina	66 51
												172	H	East Carolina	78 73
												177	H	Southern U.	77 48
												185	A	Tulsa	71 47
												256	A	Houston	59 56
												256	H	Houston	70 48
												268	H	UCF	75 54
												291	H	UNCG	74 53
												322	H	Jackson St.	92 49
LAST 12 Division I GAMES:															
42	A	South Fla.	65 77	185	A	Tulsa	71 47								
256	A	Houston	59 56	42	H	South Fla.	67 71								
2	H	UConn	38 96	268	H	UCF	75 54								
62	H	Temple	54 72	172	A	East Carolina	66 51								
172	H	East Carolina	78 73	112	A	Memphis	67 83								
156	A	SMU	54 42	256	H	Houston	70 48								

Non-Div I Games:

Tulane

■ Loss, 
■ Non-Conf, 
■ S Site, 
■ Home 
■ A Away 
N Neutral

Average RPI Win:	187	WON-LOST	WINNING	LAST 10	STRENGTH OF	OPP. STRENGTH	TEAM	ADJ.	CONF.	ADJ CONF.
Average RPI Loss:	111	RECORD	PCT. RANK	GAMES	SCHEDULE	OF SCHEDULE	RPI	RPI	RPI	RPI
DIV. I ONLY	10- 15	231	5- 5	133	71	185	185	8	8	
DIV. I NON-CONF.	3- 8	258	0- 0	107	82	209	209	7	7	
TOTALS	RPI 1-25	RPI 26-50	W-L RECORDS	RPI 51-100	RPI 101-150	RPI 150+				
10- 15	0- 2	0- 2	OVERALL	0- 4	3- 3	7- 4				
5- 8	0- 1	0- 2	HOME	0- 1	0- 2	5- 2				
5- 5	0- 1	0- 0	AWAY	0- 2	3- 1	2- 1				
0- 2	0- 0	0- 0	NEUTRAL	0- 1	0- 0	0- 1				
3- 8	0- 0	0- 2	NON-CONFERENCE	0- 2	2- 2	1- 2				
1- 4	0- 0	0- 2	HOME	0- 0	0- 1	1- 1				
2- 2	0- 0	0- 0	AWAY	0- 1	2- 1	0- 0				
0- 2	0- 0	0- 0	NEUTRAL	0- 1	0- 0	0- 1				
7- 7	0- 2	0- 0	CONFERENCE	0- 2	1- 1	6- 2				
4- 4	0- 1	0- 0	HOME	0- 1	0- 1	4- 1				
3- 3	0- 1	0- 0	AWAY	0- 1	1- 0	2- 1				
0- 0	0- 0	0- 0	NEUTRAL	0- 0	0- 0	0- 0				

RPI	S	Opponent	Score	RPI	S	Opponent	Score	RPI	S	Opponent	Score	RPI	S	Opponent	Score	Team's RPI: 185
2	A	UConn	35 95	29	H	Oklahoma	62 75	62	A	Temple	46 66	112	A	Memphis	65 59	
2	H	UConn	30 94	49	H	Kansas St.	67 75	75	A	Saint Louis	73 82	112	H	Memphis	58 69	
								82	H	Tulane	47 71	125	A	UNI	59 75	
								100	N	Drake	80 91	132	A	Arkansas	74 67	
												137	A	Little Rock	74 63	
												141	H	Oral Roberts	53 59	
												156	H	SMU	56 54	
												164	N	George Mason	63 64	
												172	A	East Carolina	55 54	
												172	H	East Carolina	81 79	
												212	H	Grambling	79 51	
												213	H	Cincinnati	53 55	
												248	H	Indiana St.	63 67	
												256	A	Houston	79 62	
												256	H	Houston	44 28	
												268	A	UCF	74 75	
												268	H	UCF	95 71	
LAST 12 Division I GAMES:																
268	H	UCF	95 71	256	A	Houston	79 62									
256	H	Houston	44 28	82	H	Tulane	47 71									
172	A	East Carolina	55 54	213	H	Cincinnati	53 55									
268	A	UCF	74 75	112	A	Memphis	65 59									
2	H	UConn	30 94	62	A	Temple	46 66									
112	H	Memphis	58 69	2	A	UConn	35 95									

Non-Div I Games:

Tulsa

■ Loss, 
 ■ Non-Conf, 
 ■ S Site, 
 ■ H Home 
 ■ A Away 
 N Neutral



Average RPI Win:	210	WON-LOST	WINNING	LAST 10	STRENGTH OF	OPP. STRENGTH	TEAM	ADJ.	CONF.	ADJ CONF.
Average RPI Loss:	114	RECORD	PCT. RANK	GAMES	SCHEDULE	OF SCHEDULE	RPI	RPI	RPI	RPI
DIV. I ONLY	13- 11	150	6- 4	156	160	144	144	12	12	
DIV. I NON-CONF.	7- 4	110	0- 0	192	262	125	125	10	10	
TOTALS	RPI 1-25	RPI 26-50	W-L RECORDS	RPI 51-100	RPI 101-150	RPI 150+				
13- 11	0- 1	0- 2	OVERALL	1- 3	1- 2	11- 3				
9- 2	0- 0	0- 0	HOME	1- 1	1- 1	7- 0				
3- 8	0- 1	0- 1	AWAY	0- 2	0- 1	3- 3				
1- 1	0- 0	0- 1	NEUTRAL	0- 0	0- 0	1- 0				
7- 4	0- 1	0- 1	NON-CONFERENCE	0- 1	1- 1	6- 0				
5- 0	0- 0	0- 0	HOME	0- 0	1- 0	4- 0				
1- 3	0- 1	0- 0	AWAY	0- 1	0- 1	1- 0				
1- 1	0- 0	0- 1	NEUTRAL	0- 0	0- 0	1- 0				
6- 7	0- 0	0- 1	CONFERENCE	1- 2	0- 1	5- 3				
4- 2	0- 0	0- 0	HOME	1- 1	0- 1	3- 0				
2- 5	0- 0	0- 1	AWAY	0- 1	0- 0	2- 3				
0- 0	0- 0	0- 0	NEUTRAL	0- 0	0- 0	0- 0				

RPI 1-25				RPI 26-50				RPI 51-100				RPI 101+ Team's RPI: 144			
RPI	S	Opponent	Score	RPI	S	Opponent	Score	RPI	S	Opponent	Score	RPI	S	Opponent	Score
13	A	Florida St.	44 84	30	A	UTEP	54 62	54	H	Western Ky.	49 63	104	A	Belmont	62 63
				37	N	North Carolina St.	56 67	55	A	Auburn	71 85	122	H	Samford	61 41
								71	A	Middle Tenn.	40 68	139	H	Marshall	61 64
								90	H	Charlotte	75 57	153	H	Southern Miss.	53 49
												161	H	Old Dominion	58 55
												171	A	Fla. Atlantic	67 62
												174	H	Louisiana Tech	64 49
												178	H	Troy	89 67
												206	A	South Ala.	53 39
												224	A	North Texas	51 53
												237	A	Rice	64 55
												241	A	UTSA	52 54
												247	N	High Point	56 46
												290	A	FIU	61 72
												309	H	South Carolina St.	71 38
												334	H	Ark.-Pine Bluff	82 32
												349	H	Mississippi Val.	80 33
LAST 12 Division I GAMES:															
174	H	Louisiana Tech	64 49	224	A	North Texas	51 53								
153	H	Southern Miss.	53 49	237	A	Rice	64 55								
171	A	Fla. Atlantic	67 62	90	H	Charlotte	75 57								
290	A	FIU	61 72	161	H	Old Dominion	58 55								
139	H	Marshall	61 64	30	A	UTEP	54 62								
54	H	Western Ky.	49 63	241	A	UTSA	52 54								

Non-Div I Games:

UAB

■ Loss, 
■ Non-Conf, S Site, 
■ Home 
■ Away 
N Neutral

Average RPI Win:	254	WON-LOST	WINNING	LAST 10	STRENGTH OF	OPP. STRENGTH	TEAM	ADJ.	CONF.	ADJ CONF.
Average RPI Loss:	139	RECORD	PCT. RANK	GAMES	SCHEDULE	OF SCHEDULE	RPI	RPI	RPI	RPI
DIV. I ONLY	14- 9	109	7- 3	314	186	189	189	22	22	
DIV. I NON-CONF.	6- 6	160	1- 0	273	107	201	201	22	22	
TOTALS	RPI 1-25	RPI 26-50	W-L RECORDS	RPI 51-100	RPI 101-150	RPI 150+				
14- 9	0- 1	0- 0	OVERALL	1- 3	1- 1	12- 4				
6- 4	0- 1	0- 0	HOME	0- 0	1- 1	5- 2				
8- 3	0- 0	0- 0	AWAY	1- 2	0- 0	7- 1				
0- 2	0- 0	0- 0	NEUTRAL	0- 1	0- 0	0- 1				
6- 6	0- 1	0- 0	NON-CONFERENCE	1- 2	0- 0	5- 3				
1- 3	0- 1	0- 0	HOME	0- 0	0- 0	1- 2				
5- 1	0- 0	0- 0	AWAY	1- 1	0- 0	4- 0				
0- 2	0- 0	0- 0	NEUTRAL	0- 1	0- 0	0- 1				
8- 3	0- 0	0- 0	CONFERENCE	0- 1	1- 1	7- 1				
5- 1	0- 0	0- 0	HOME	0- 0	1- 1	4- 0				
3- 2	0- 0	0- 0	AWAY	0- 1	0- 0	3- 1				
0- 0	0- 0	0- 0	NEUTRAL	0- 0	0- 0	0- 0				

RPI 1-25				RPI 26-50				RPI 51-100				RPI 101+ Team's RPI: 189			
RPI	S	Opponent	Score	RPI	S	Opponent	Score	RPI	S	Opponent	Score	RPI	S	Opponent	Score
6	H	Stanford	45 74					52	N	Albany (NY)	70 80	127	H	Hawaii	60 58
								59	A	St. Mary's (CA)	78 71	149	H	Long Beach St.	62 75
								67	A	UC Riverside	73 80	158	H	Pacific	53 66
								70	A	Utah	58 88	188	H	Sacramento St.	77 92
												198	A	Cal Poly	75 57
												198	H	Cal Poly	82 71
												221	A	Utah Valley	59 55
												246	A	San Diego St.	65 54
												260	A	UC Santa Barbara	59 66
												260	H	UC Santa Barbara	80 51
												282	A	Portland	72 47
												288	A	CSUN	75 52
												299	N	Florida A&M	58 61
												325	A	Portland St.	82 70
												332	H	UC Irvine	74 61
												338	A	Cal St. Fullerton	63 59
												338	H	Cal St. Fullerton	80 56
												342	H	Air Force	66 40
LAST 12 Division I GAMES:															
338	H	Cal St. Fullerton	80 56	198	A	Cal Poly	75 57								
198	H	Cal Poly	82 71	260	A	UC Santa Barbara	59 66								
338	A	Cal St. Fullerton	63 59	332	H	UC Irvine	74 61								
67	A	UC Riverside	73 80	127	H	Hawaii	60 58								
260	H	UC Santa Barbara	80 51	288	A	CSUN	75 52								
149	H	Long Beach St.	62 75	221	A	Utah Valley	59 55								

Non-Div I Games: Cal St. Monterey Ba91 36

UC Davis

■ Loss, 
 ■ Non-Conf, 
 ■ S Site, 
 ■ H Home 
 ■ A Away 
 N Neutral

Average RPI Win:	332	WON-LOST	WINNING	LAST 10	STRENGTH OF	OPP. STRENGTH	TEAM	ADJ.	CONF.	ADJ CONF.
Average RPI Loss:	170	RECORD	PCT. RANK	GAMES	SCHEDULE	OF SCHEDULE	RPI	RPI	RPI	RPI
DIV. I ONLY	3- 21	338	1- 9	297	164	332	332	22	22	
DIV. I NON-CONF.	2- 11	306	0- 1	290	67	318	318	22	22	
TOTALS	RPI 1-25	RPI 26-50	W-L RECORDS	RPI 51-100	RPI 101-150	RPI 150+				
3- 21	0- 1	0- 3	OVERALL	0- 1	0- 3	3- 13				
1- 8	0- 0	0- 1	HOME	0- 0	0- 2	1- 5				
2- 12	0- 0	0- 0	AWAY	0- 0	0- 0	2- 1				
0- 1	0- 0	0- 1	NEUTRAL	0- 0	0- 0	0- 0				
2- 11	0- 1	0- 3	NON-CONFERENCE	0- 0	0- 0	2- 7				
1- 3	0- 0	0- 1	HOME	0- 0	0- 0	1- 2				
1- 7	0- 1	0- 1	AWAY	0- 0	0- 0	1- 5				
0- 1	0- 0	0- 1	NEUTRAL	0- 0	0- 0	0- 0				
1- 10	0- 0	0- 0	CONFERENCE	0- 1	0- 3	1- 6				
0- 5	0- 0	0- 0	HOME	0- 0	0- 2	0- 3				
1- 5	0- 0	0- 0	AWAY	0- 1	0- 1	1- 3				
0- 0	0- 0	0- 0	NEUTRAL	0- 0	0- 0	0- 0				

RPI S	Opponent	Score	RPI S	Opponent	Score	RPI S	Opponent	Score	RPI S	Opponent	Score	Team's RPI: 332
10	A UCLA	48 83	38	A Southern California	56 75	67	A UC Riverside	69 93	127	A Hawaii	35 59	
			41	N Princeton	42 83				127	H Hawaii	65 83	
			44	H St. John's (NY)	63 85				149	H Long Beach St.	65 71	
									181	A UNLV	52 72	
									188	A Sacramento St.	78 126	
									189	A UC Davis	61 74	
									194	A San Jose St.	58 79	
									198	A Cal Poly	38 50	
									198	H Cal Poly	54 72	
									229	H Grand Canyon	53 58	
									239	A Loyola Marymount	50 95	
									245	A CSU Bakersfield	39 65	
									260	H UC Santa Barbara	62 80	
									271	H Northern Ariz.	55 71	
									288	A CSUN	48 62	
									288	H CSUN	64 83	
									329	H Nevada	68 64	
									330	A Southern Utah	63 58	
									338	A Cal St. Fullerton	62 58	
LAST 12 Division I GAMES:												
288	A	CSUN	48	62	127	H	Hawaii	65	83			
260	H	UC Santa Barbara	62	80	149	H	Long Beach St.	65	71			
198	A	Cal Poly	38	50	189	A	UC Davis	61	74			
127	A	Hawaii	35	59	198	H	Cal Poly	54	72			
288	H	CSUN	64	83	67	A	UC Riverside	69	93			
338	A	Cal St. Fullerton	62	58	245	A	CSU Bakersfield	39	65			

Non-Div I Games: San Diego Christian78 49

UC Irvine

■ Loss, 
 ■ Non-Conf, S Site, 
 ■ Home 
 ■ Away 
 N Neutral

Average RPI Win:	229	WON-LOST	WINNING	LAST 10	STRENGTH OF	OPP. STRENGTH	TEAM	ADJ.	CONF.	ADJ CONF.
Average RPI Loss:	44	RECORD	PCT. RANK	GAMES	SCHEDULE	OF SCHEDULE	RPI	RPI	RPI	RPI
DIV. I ONLY	17- 7	62	10- 0	149	167	67	67	22	22	
DIV. I NON-CONF.	7- 7	160	1- 1	76	64	92	92	22	22	
TOTALS	RPI 1-25	RPI 26-50	W-L RECORDS	RPI 51-100	RPI 101-150	RPI 150+				
17- 7	0- 2	0- 2	OVERALL	0- 3	3- 0	14- 0				
8- 1	0- 1	0- 0	HOME	0- 0	1- 0	7- 0				
8- 6	0- 1	0- 2	AWAY	0- 3	2- 0	6- 0				
1- 0	0- 0	0- 0	NEUTRAL	0- 0	0- 0	1- 0				
7- 7	0- 2	0- 2	NON-CONFERENCE	0- 3	1- 0	6- 0				
3- 1	0- 1	0- 0	HOME	0- 0	1- 0	2- 0				
3- 6	0- 1	0- 2	AWAY	0- 3	0- 0	3- 0				
1- 0	0- 0	0- 0	NEUTRAL	0- 0	0- 0	1- 0				
10- 0	0- 0	0- 0	CONFERENCE	0- 0	2- 0	8- 0				
5- 0	0- 0	0- 0	HOME	0- 0	0- 0	5- 0				
5- 0	0- 0	0- 0	AWAY	0- 0	2- 0	3- 0				
0- 0	0- 0	0- 0	NEUTRAL	0- 0	0- 0	0- 0				

RPI 1-25				RPI 26-50				RPI 51-100 Team's RPI: 67				RPI 101+			
RPI	S	Opponent	Score	RPI	S	Opponent	Score	RPI	S	Opponent	Score	RPI	S	Opponent	Score
8	A	Oregon St.	65 86	28	A	Washington	43 78	58	A	Oregon	81 95	127	A	Hawaii	77 74
10	H	UCLA	56 70	30	A	UTEP	57 68	76	A	California	58 64	142	H	Fresno St.	86 68
								98	A	San Francisco	76 88	149	A	Long Beach St.	78 60
												189	H	UC Davis	80 73
												198	A	Cal Poly	75 62
												198	H	Cal Poly	93 83
												202	N	Southeast Mo. St.	85 67
												229	A	Grand Canyon	85 67
												239	H	Loyola Marymount	80 62
												245	H	CSU Bakersfield	81 61
												246	A	San Diego St.	85 68
												254	A	Seattle	92 70
												260	A	UC Santa Barbara	83 53
												260	H	UC Santa Barbara	92 81
												288	H	CSUN	83 76
												332	H	UC Irvine	93 69
												338	A	Cal St. Fullerton	90 43
LAST 12 Division I GAMES:															
198	A	Cal Poly	75 62	127	A	Hawaii	77 74								
338	A	Cal St. Fullerton	90 43	149	A	Long Beach St.	78 60								
288	H	CSUN	83 76	260	A	UC Santa Barbara	83 53								
189	H	UC Davis	80 73	332	H	UC Irvine	93 69								
198	H	Cal Poly	93 83	229	A	Grand Canyon	85 67								
260	H	UC Santa Barbara	92 81	10	H	UCLA	56 70								

Non-Div I Games:

UC Riverside

■ Loss, 
■ Non-Conf, 
■ S Site, 
■ Home 
■ Away 
N Neutral

Average RPI Win:	278	WON-LOST	WINNING	LAST 10	STRENGTH OF	OPP. STRENGTH	TEAM	ADJ.	CONF.	ADJ CONF.
Average RPI Loss:	137	RECORD	PCT. RANK	GAMES	SCHEDULE	OF SCHEDULE	RPI	RPI	RPI	RPI
DIV. I ONLY	8- 16	257	5- 5	214	228	260	260	22	22	
DIV. I NON-CONF.	2- 11	306	1- 0	204	181	310	310	22	22	
TOTALS	RPI 1-25	RPI 26-50	W-L RECORDS	RPI 51-100	RPI 101-150	RPI 150+				
8- 16	0- 0	0- 0	OVERALL	0- 6	0- 4	8- 6				
5- 5	0- 0	0- 0	HOME	0- 2	0- 1	5- 2				
3- 11	0- 0	0- 0	AWAY	0- 4	0- 3	3- 4				
0- 0	0- 0	0- 0	NEUTRAL	0- 0	0- 0	0- 0				
2- 11	0- 0	0- 0	NON-CONFERENCE	0- 4	0- 2	2- 5				
2- 3	0- 0	0- 0	HOME	0- 1	0- 0	2- 2				
0- 8	0- 0	0- 0	AWAY	0- 3	0- 2	0- 3				
0- 0	0- 0	0- 0	NEUTRAL	0- 0	0- 0	0- 0				
6- 5	0- 0	0- 0	CONFERENCE	0- 2	0- 2	6- 1				
3- 2	0- 0	0- 0	HOME	0- 1	0- 1	3- 0				
3- 3	0- 0	0- 0	AWAY	0- 1	0- 1	3- 1				
0- 0	0- 0	0- 0	NEUTRAL	0- 0	0- 0	0- 0				

RPI S	Opponent	Score	RPI S	Opponent	Score	RPI S	Opponent	Score	RPI S	Opponent	Score	Team's RPI: 260
						56	A Santa Clara	48 66	120	A LSU	50 68	
						56	H Santa Clara	37 48	127	H Hawaii	62 63	
						58	A Oregon	51 79	135	A Idaho	42 64	
						67	A UC Riverside	81 92	149	A Long Beach St.	52 60	
						67	H UC Riverside	53 83	152	A La.-Lafayette	42 61	
						69	A Washington St.	44 61	189	A UC Davis	51 80	
									189	H UC Davis	66 59	
									198	H Cal Poly	78 67	
									204	H UTRGV	60 62	
									234	A Wyoming	67 76	
									239	H Loyola Marymount	63 70	
									245	H CSU Bakersfield	61 60	
									265	A Pepperdine	69 71	
									288	A CSUN	65 49	
									295	H Morehead St.	93 78	
									332	A UC Irvine	80 62	
									338	A Cal St. Fullerton	65 47	
									338	H Cal St. Fullerton	79 49	
LAST 12 Division I GAMES:												
			149	A Long Beach St.	52 60		189	H UC Davis	66 59			
			332	A UC Irvine	80 62		288	A CSUN	65 49			
			127	H Hawaii	62 63		338	A Cal St. Fullerton	65 47			
			338	H Cal St. Fullerton	79 49		67	H UC Riverside	53 83			
			189	A UC Davis	51 80		198	H Cal Poly	78 67			
			67	A UC Riverside	81 92		295	H Morehead St.	93 78			

Non-Div I Games: La Verne 89 41

UC Santa Barbara

Loss, Non-Conf, S Site, H Home A Away N Neutral

UCF				STRENGTH OF SCHEDULE	OPP. STRENGTH OF SCHEDULE	TEAM RPI	ADJ. RPI	CONF. RPI	ADJ CONF. RPI
Average RPI Win:	239	WON-LOST RECORD	WINNING PCT. RANK						
Average RPI Loss:	120		LAST 10 GAMES						
DIV. I ONLY	5- 20	312	2- 8	134	86	268	268	8	8
DIV. I NON-CONF.	3- 8	258	0- 0	156	151	258	258	7	7
-----									
TOTALS	RPI 1-25	RPI 26-50	W-L RECORDS	RPI 51-100	RPI 101-150	RPI 150+			
5- 20	0- 3	0- 3	OVERALL	0- 2	0- 4	5- 8			
3- 9	0- 1	0- 2	HOME	0- 1	0- 2	3- 3			
2- 10	0- 1	0- 1	AWAY	0- 1	0- 2	2- 5			
0- 1	0- 1	0- 0	NEUTRAL	0- 0	0- 0	0- 0			
3- 8	0- 2	0- 1	NON-CONFERENCE	0- 0	0- 2	3- 3			
2- 4	0- 1	0- 1	HOME	0- 0	0- 1	2- 1			
1- 3	0- 0	0- 0	AWAY	0- 0	0- 1	1- 2			
0- 1	0- 1	0- 0	NEUTRAL	0- 0	0- 0	0- 0			
2- 12	0- 1	0- 2	CONFERENCE	0- 2	0- 2	2- 5			
1- 5	0- 0	0- 1	HOME	0- 1	0- 1	1- 2			
1- 7	0- 1	0- 1	AWAY	0- 1	0- 1	1- 3			
0- 0	0- 0	0- 0	NEUTRAL	0- 0	0- 0	0- 0			

RPI 1-25				RPI 26-50				RPI 51-100				RPI 101+ Team's RPI: 268			
RPI	S	Opponent	Score	RPI	S	Opponent	Score	RPI	S	Opponent	Score	RPI	S	Opponent	Score
2	A	UConn	51 106	42	A	South Fla.	63 108	62	H	Temple	63 71	112	A	Memphis	59 75
16	H	Oklahoma St.	55 74	42	H	South Fla.	49 88	82	A	Tulane	54 75	112	H	Memphis	52 69
19	N	Florida	79 93	44	H	St. John's (NY)	42 70					118	A	Akron	54 74
												136	H	Buffalo	60 66
												156	A	SMU	50 65
												172	H	East Carolina	56 71
												180	A	Stetson	68 83
												185	A	Tulsa	71 95
												185	H	Tulsa	75 74
												197	H	Butler	63 71
												206	A	South Ala.	77 36
												213	A	Cincinnati	80 60
												213	H	Cincinnati	50 68
												256	A	Houston	55 64
												262	A	Omaha	60 75
												290	H	FIU	89 72
												299	H	Florida A&M	93 55
-----															
LAST 12 Division I GAMES:															
185	A	Tulsa	71 95	42	H	South Fla.	49 88	2	A	UConn	51 106				
112	H	Memphis	52 69					213	A	Cincinnati	80 60				
156	A	SMU	50 65					62	H	Temple	63 71				
256	A	Houston	55 64					82	A	Tulane	54 75				
185	H	Tulsa	75 74					172	H	East Carolina	56 71				
112	A	Memphis	59 75												

Non-Div I Games:

UCF

Loss, Non-Conf, S Site, H Home A Away N Neutral

Average RPI Win: 103  
Average RPI Loss: 26

Average RPI Win: 103		WON-LOST	WINNING	LAST 10	STRENGTH OF	OPP. STRENGTH	TEAM	ADJ.	CONF.	ADJ CONF.
Average RPI Loss: 26		RECORD	PCT. RANK	GAMES	SCHEDULE	OF SCHEDULE	RPI	RPI	RPI	RPI
DIV. I ONLY		18- 6	45	7- 3	14	2	10	10	1	1
DIV. I NON-CONF.		8- 2	51	0- 0	19	24	14	14	1	1
TOTALS		RPI 1-25	RPI 26-50	W-L RECORDS	RPI 51-100	RPI 101-150	RPI 150+			
18- 6	2- 3	3- 2	OVERALL	7- 1	1- 0	5- 0				
10- 1	2- 1	3- 0	HOME	3- 0	0- 0	2- 0				
7- 4	0- 0	0- 0	AWAY	4- 0	1- 0	2- 0				
1- 1	0- 1	0- 0	NEUTRAL	0- 0	0- 0	1- 0				
8- 2	0- 2	2- 0	NON-CONFERENCE	2- 0	0- 0	4- 0				
4- 1	0- 1	2- 0	HOME	0- 0	0- 0	2- 0				
3- 0	0- 0	0- 0	AWAY	2- 0	0- 0	1- 0				
1- 1	0- 1	0- 0	NEUTRAL	0- 0	0- 0	1- 0				
10- 4	2- 1	1- 2	CONFERENCE	5- 1	1- 0	1- 0				
6- 0	2- 0	1- 0	HOME	3- 0	0- 0	0- 0				
4- 4	0- 1	0- 2	AWAY	2- 1	1- 0	1- 0				
0- 0	0- 0	0- 0	NEUTRAL	0- 0	0- 0	0- 0				

RPI 1-25				Team's RPI: 10	RPI 26-50				RPI 51-100				RPI 101+						
RPI	S	Opponent	Score		RPI	S	Opponent	Score		RPI	S	Opponent	Score		RPI	S	Opponent	Score	
1	N	Notre Dame	84	92	28	A	Washington	56	64	58	H	Oregon	80	69	109	A	Arizona	73	39
3	H	South Carolina	65	68	38	A	Southern California	68	71	67	A	UC Riverside	70	56	174	N	Louisiana Tech	68	57
6	H	Stanford	56	36	38	H	Southern California	78	73	69	A	Washington St.	75	73	175	A	Colorado	82	64
8	H	Oregon St.	71	51	44	H	St. John's (NY)	73	58	69	H	Washington St.	73	61	188	A	Sacramento St.	109	76
9	A	Arizona St.	61	65	48	H	James Madison	90	61	70	A	Utah	69	63	245	H	CSU Bakersfield	82	68
										76	A	California	104	108	332	H	UC Irvine	83	48
										76	H	California	75	56					
										77	A	Michigan	86	77					
LAST 12 Division I GAMES:																			
					69	H	Washington St.	73	61	76	H	California	75	56					
					109	A	Arizona	73	39	69	A	Washington St.	75	73					
					9	A	Arizona St.	61	65	28	A	Washington	56	64					
					70	A	Utah	69	63	38	A	Southern California	68	71					
					175	A	Colorado	82	64	8	H	Oregon St.	71	51					
					6	H	Stanford	56	36	58	H	Oregon	80	69					

Non-Div I Games:

UCLA

■ Loss, ■ Non-Conf, S Site, H Home A Away N Neutral

Average RPI Win:	108	WON-LOST	WINNING	LAST 10	STRENGTH OF	OPP. STRENGTH	TEAM	ADJ.	CONF.	ADJ CONF.
Average RPI Loss:	0	RECORD	PCT. RANK	GAMES	SCHEDULE	OF SCHEDULE	RPI	RPI	RPI	RPI
DIV. I ONLY	23- 0	1	10- 0	18	22	2	2	8	8	
DIV. I NON-CONF.	11- 0	1	1- 0	1	1	1	1	7	7	
TOTALS	RPI 1-25	RPI 26-50	W-L RECORDS	RPI 51-100	RPI 101-150	RPI 150+				
23- 0	6- 0	2- 0	OVERALL	4- 0	3- 0	8- 0				
9- 0	1- 0	1- 0	HOME	2- 0	2- 0	3- 0				
12- 0	3- 0	1- 0	AWAY	2- 0	1- 0	5- 0				
2- 0	2- 0	0- 0	NEUTRAL	0- 0	0- 0	0- 0				
11- 0	6- 0	1- 0	NON-CONFERENCE	2- 0	1- 0	1- 0				
4- 0	1- 0	1- 0	HOME	1- 0	1- 0	0- 0				
5- 0	3- 0	0- 0	AWAY	1- 0	0- 0	1- 0				
2- 0	2- 0	0- 0	NEUTRAL	0- 0	0- 0	0- 0				
12- 0	0- 0	1- 0	CONFERENCE	2- 0	2- 0	7- 0				
5- 0	0- 0	0- 0	HOME	1- 0	1- 0	3- 0				
7- 0	0- 0	1- 0	AWAY	1- 0	1- 0	4- 0				
0- 0	0- 0	0- 0	NEUTRAL	0- 0	0- 0	0- 0				

RPI	S	Opponent	Score	RPI	S	Opponent	Score	RPI	S	Opponent	Score	RPI	S	Opponent	Score
1	H	Notre Dame	91 81	42	A	South Fla.	75 59	60	A	Chattanooga	79 31	112	A	Memphis	86 46
3	A	South Carolina	66 54	49	H	Kansas St.	97 57	62	H	Temple	104 49	112	H	Memphis	83 40
4	A	Ohio St.	100 56					74	H	Nebraska	88 46	120	H	LSU	86 40
11	N	Maryland	83 73					82	A	Tulane	96 38	156	A	SMU	90 37
13	N	Florida St.	73 49									172	H	East Carolina	92 46
17	A	DePaul	86 70									185	A	Tulsa	94 30
												185	H	Tulsa	95 35
												213	A	Cincinnati	107 45
												256	A	Houston	76 37
												268	H	UCF	106 51
												289	A	Colgate	94 50
LAST 12 Division I GAMES:															
3	A	South Carolina	66 54	268	H	UCF	106 51	62	H	Temple	104 49				
172	H	East Carolina	92 46					112	A	Memphis	86 46				
82	A	Tulane	96 38					42	A	South Fla.	75 59				
112	H	Memphis	83 40					256	A	Houston	76 37				
185	A	Tulsa	94 30					185	H	Tulsa	95 35				
156	A	SMU	90 37												



















































Non-Div I Games:

UConn

■ Loss, 
 ■ Non-Conf, S Site, 
 ■ Home 
 ■ Away 
 N Neutral






Average RPI Win: <b>248</b>	WON-LOST	WINNING	LAST 10	STRENGTH OF	OPP. STRENGTH	TEAM	ADJ.	CONF.	ADJ CONF.
Average RPI Loss: <b>125</b>	RECORD	PCT. RANK	GAMES	SCHEDULE	OF SCHEDULE	RPI	RPI	RPI	RPI
DIV. I ONLY	<b>14- 10</b>	<b>124</b>	<b>4- 6</b>	<b>236</b>	<b>206</b>	<b>168</b>	<b>168</b>	<b>15</b>	<b>15</b>
DIV. I NON-CONF.	<b>9- 4</b>	<b>96</b>	<b>1- 0</b>	<b>317</b>	<b>209</b>	<b>177</b>	<b>177</b>	<b>18</b>	<b>18</b>
TOTALS	RPI 1-25	RPI 26-50	W-L RECORDS	RPI 51-100	RPI 101-150	RPI 150+			
14- 10	0- 0	0- 1	OVERALL	1- 5	1- 1	12- 3			
6- 5	0- 0	0- 1	HOME	1- 2	0- 1	5- 1			
7- 5	0- 0	0- 0	AWAY	0- 3	1- 0	6- 2			
1- 0	0- 0	0- 0	NEUTRAL	0- 0	0- 0	1- 0			
9- 4	0- 0	0- 1	NON-CONFERENCE	1- 1	0- 0	8- 2			
4- 2	0- 0	0- 1	HOME	1- 0	0- 0	3- 1			
4- 2	0- 0	0- 0	AWAY	0- 1	0- 0	4- 1			
1- 0	0- 0	0- 0	NEUTRAL	0- 0	0- 0	1- 0			
5- 6	0- 0	0- 0	CONFERENCE	0- 4	1- 1	4- 1			
2- 3	0- 0	0- 0	HOME	0- 2	0- 1	2- 0			
3- 3	0- 0	0- 0	AWAY	0- 2	1- 0	2- 1			
0- 0	0- 0	0- 0	NEUTRAL	0- 0	0- 0	0- 0			

RPI 1-25	RPI 26-50	RPI 51-100	RPI 101+ Team's RPI: 168
RPI S Opponent Score	RPI S Opponent Score	RPI S Opponent Score	RPI S Opponent Score
	36  Penn 46  81	52  Albany (NY) 39  63	128  Stony Brook 69 65
		52  Albany (NY) 42  77	128  Stony Brook 60  69
		88  Maine 55  65	207  Hartford 57  65
		88  Maine 38  72	217  Morgan St. 65 46
		89  Saint Joseph's 45  104	219  Columbia 68  70
		94  Bucknell 65 52	231  Binghamton 62 51
			249  American 47 46
			258  New Hampshire 65 55
			259  Loyola Maryland 52 46
			273  Coppin St. 68 61
			279  La Salle 60 29
			286  Vermont 85 48
			287  Towson 51  61
			294  Rider 58 53
			294 N Rider 67 58
			302  UMES 55 52
			312  UMass Lowell 68 44
LAST 12 Division I GAMES:			
128  Stony Brook 69 65	312  UMass Lowell 68 44		
88  Maine 38  72	128  Stony Brook 60  69		
52  Albany (NY) 39  63	88  Maine 55  65		
258  New Hampshire 65 55	52  Albany (NY) 42  77		
231  Binghamton 62 51	286  Vermont 85 48		
207  Hartford 57  65	294 N Rider 67 58		

Non-Div I Games:

UMBC

 Loss, 
  Non-Conf, 
 S Site, 
  Home 
  Away 
 N Neutral

Average RPI Win:	278	WON-LOST	WINNING	LAST 10	STRENGTH OF	OPP. STRENGTH	TEAM	ADJ.	CONF.	ADJ CONF.
Average RPI Loss:	197	RECORD	PCT. RANK	GAMES	SCHEDULE	OF SCHEDULE	RPI	RPI	RPI	RPI
DIV. I ONLY	6- 16	283	4- 6	272	316	302	302	30	30	
DIV. I NON-CONF.	1- 10	330	0- 3	73	257	281	281	30	30	
TOTALS	RPI 1-25	RPI 26-50	W-L RECORDS	RPI 51-100	RPI 101-150	RPI 150+				
6- 16	0- 2	0- 0	OVERALL	0- 2	0- 1	6- 11				
3- 8	0- 1	0- 0	HOME	0- 1	0- 0	3- 6				
3- 8	0- 1	0- 0	AWAY	0- 1	0- 1	3- 5				
0- 0	0- 0	0- 0	NEUTRAL	0- 0	0- 0	0- 0				
1- 10	0- 2	0- 0	NON-CONFERENCE	0- 2	0- 1	1- 5				
1- 5	0- 1	0- 0	HOME	0- 1	0- 0	1- 3				
0- 5	0- 1	0- 0	AWAY	0- 1	0- 1	0- 2				
0- 0	0- 0	0- 0	NEUTRAL	0- 0	0- 0	0- 0				
5- 6	0- 0	0- 0	CONFERENCE	0- 0	0- 0	5- 6				
2- 3	0- 0	0- 0	HOME	0- 0	0- 0	2- 3				
3- 3	0- 0	0- 0	AWAY	0- 0	0- 0	3- 3				
0- 0	0- 0	0- 0	NEUTRAL	0- 0	0- 0	0- 0				

RPI 1-25				RPI 26-50				RPI 51-100				RPI 101+ Team's RPI: 302			
RPI	S	Opponent	Score	RPI	S	Opponent	Score	RPI	S	Opponent	Score	RPI	S	Opponent	Score
11	H	Maryland	30 106					91	H	Georgetown	60 71	134	A	Xavier	56 61
21	A	Duquesne	59 95					97	A	VCU	39 63	161	H	Old Dominion	52 69
												163	H	Hampton	55 76
												168	H	UMBC	52 55
												186	A	Northeastern	49 60
												205	H	USC Upstate	78 59
												217	H	Morgan St.	69 77
												252	H	Bethune-Cookman	76 71
												266	A	N.C. A&T	56 50
												273	A	Coppin St.	54 61
												291	A	UNCG	51 71
												300	A	Savannah St.	42 60
												309	A	South Carolina St.	63 56
												316	H	Howard	62 59
												321	A	Delaware St.	70 61
												339	H	Mt. St. Mary's	50 57
												346	H	Norfolk St.	63 74
												348	A	N.C. Central	46 49
LAST 12 Division I GAMES:															
321	A	Delaware St.	70 61	309	A	South Carolina St.	63 56								
346	H	Norfolk St.	63 74	300	A	Savannah St.	42 60								
163	H	Hampton	55 76	217	H	Morgan St.	69 77								
316	H	Howard	62 59	291	A	UNCG	51 71								
273	A	Coppin St.	54 61	161	H	Old Dominion	52 69								
252	H	Bethune-Cookman	76 71	11	H	Maryland	30 106								

Non-Div I Games: Cheyney 76 46

UMES

■ Loss, 
 ■ Non-Conf, 
 ■ S Site, 
 ■ H Home 
 ■ A Away 
 N Neutral

Average RPI Win:	236	WON-LOST	WINNING	LAST 10	STRENGTH OF	OPP. STRENGTH	TEAM	ADJ.	CONF.	ADJ CONF.
Average RPI Loss:	222	RECORD	PCT. RANK	GAMES	SCHEDULE	OF SCHEDULE	RPI	RPI	RPI	RPI
DIV. I ONLY	7- 14	257	4- 6	331	242	296	296	25	25	
DIV. I NON-CONF.	3- 8	258	1- 1	331	219	317	317	25	25	
TOTALS	RPI 1-25	RPI 26-50	W-L RECORDS	RPI 51-100	RPI 101-150	RPI 150+				
7- 14	0- 0	0- 0	OVERALL	0- 1	0- 1	7- 12				
2- 6	0- 0	0- 0	HOME	0- 0	0- 1	2- 5				
5- 8	0- 0	0- 0	AWAY	0- 1	0- 0	5- 7				
0- 0	0- 0	0- 0	NEUTRAL	0- 0	0- 0	0- 0				
3- 8	0- 0	0- 0	NON-CONFERENCE	0- 1	0- 0	3- 7				
1- 3	0- 0	0- 0	HOME	0- 0	0- 0	1- 3				
2- 5	0- 0	0- 0	AWAY	0- 1	0- 0	2- 4				
0- 0	0- 0	0- 0	NEUTRAL	0- 0	0- 0	0- 0				
4- 6	0- 0	0- 0	CONFERENCE	0- 0	0- 1	4- 5				
1- 3	0- 0	0- 0	HOME	0- 0	0- 1	1- 2				
3- 3	0- 0	0- 0	AWAY	0- 0	0- 0	3- 3				
0- 0	0- 0	0- 0	NEUTRAL	0- 0	0- 0	0- 0				

RPI 1-25			RPI 26-50			RPI 51-100			RPI 101+			Team's RPI: 296
RPI	S	Opponent	Score	RPI	S	Opponent	Score	RPI	S	Opponent	Score	
						87 A Northwestern	38 80			105 H New Mexico St.	62 68	
										167 H SIUE	58 63	
										182 A Milwaukee	48 70	
										190 A Kansas	47 44	
										202 A Southeast Mo. St.	65 78	
										204 A UTRGV	59 57	
										204 H UTRGV	53 62	
										217 A Morgan St.	59 50	
										221 A Utah Valley	71 79	
										229 A Grand Canyon	63 57	
										245 A CSU Bakersfield	56 40	
										245 H CSU Bakersfield	68 78	
										248 H Indiana St.	47 77	
										254 A Seattle	63 69	
										254 H Seattle	64 43	
										262 A Omaha	42 57	
										287 A Towson	47 70	
										310 H Denver	68 58	
										313 H North Florida	55 62	
										336 A Chicago St.	72 77	
LAST 12 Division I GAMES:												
						204 A UTRGV	59 57			204 H UTRGV	53 62	
						254 H Seattle	64 43			105 H New Mexico St.	62 68	
						245 H CSU Bakersfield	68 78			245 A CSU Bakersfield	56 40	
						336 A Chicago St.	72 77			254 A Seattle	63 69	
						229 A Grand Canyon	63 57			217 A Morgan St.	59 50	
						221 A Utah Valley	71 79			287 A Towson	47 70	

Non-Div I Games: Stephens College 76 46 Bethany (KS) 64 51

UMKC

Loss, Non-Conf, S Site, H Home A Away N Neutral

Average RPI Win:	295	WON-LOST	WINNING	LAST 10	STRENGTH OF	OPP. STRENGTH	TEAM	ADJ.	CONF.	ADJ CONF.
Average RPI Loss:	172	RECORD	PCT. RANK	GAMES	SCHEDULE	OF SCHEDULE	RPI	RPI	RPI	RPI
DIV. I ONLY	4- 20	323	1- 9	220	249	312	312	15	15	
DIV. I NON-CONF.	3- 9	272	0- 0	263	287	288	288	18	18	
TOTALS	RPI 1-25	RPI 26-50	W-L RECORDS	RPI 51-100	RPI 101-150	RPI 150+				
4- 20	0- 1	0- 1	OVERALL	0- 3	0- 3	4- 12				
2- 9	0- 0	0- 0	HOME	0- 2	0- 1	2- 6				
2- 11	0- 0	0- 0	AWAY	0- 0	0- 0	2- 0				
0- 0	0- 0	0- 0	NEUTRAL	0- 0	0- 0	0- 0				
3- 9	0- 1	0- 1	NON-CONFERENCE	0- 0	0- 1	3- 6				
2- 2	0- 0	0- 0	HOME	0- 0	0- 0	2- 2				
1- 7	0- 1	0- 1	AWAY	0- 0	0- 1	1- 4				
0- 0	0- 0	0- 0	NEUTRAL	0- 0	0- 0	0- 0				
1- 11	0- 0	0- 0	CONFERENCE	0- 3	0- 2	1- 6				
0- 7	0- 0	0- 0	HOME	0- 2	0- 1	0- 4				
1- 4	0- 0	0- 0	AWAY	0- 1	0- 1	1- 2				
0- 0	0- 0	0- 0	NEUTRAL	0- 0	0- 0	0- 0				

RPI 1-25				RPI 26-50				RPI 51-100				RPI 101+ Team's RPI: 312			
RPI	S	Opponent	Score	RPI	S	Opponent	Score	RPI	S	Opponent	Score	RPI	S	Opponent	Score
11	A	Maryland	53 102	32	A	Miami (FL)	53 84	52	H	Albany (NY)	55 85	107	A	Boston College	55 66
								88	A	Maine	44 74	128	A	Stony Brook	46 60
								88	H	Maine	46 73	128	H	Stony Brook	50 64
												168	H	UMBC	44 68
												193	A	Rhode Island	64 72
												207	A	Hartford	59 72
												207	H	Hartford	70 75
												219	H	Columbia	57 67
												225	H	Bryant	64 83
												231	H	Binghamton	70 75
												238	A	Massachusetts	58 84
												242	H	Holy Cross	75 67
												258	A	New Hampshire	61 65
												276	A	Central Conn. St.	53 64
												286	A	Vermont	68 66
												286	H	Vermont	51 59
												290	A	FIU	68 71
												303	A	Fairleigh Dickinson	78 67
												347	H	Boston U.	70 57
LAST 12 Division I GAMES:															
		88	H	Maine	46	73				258	A	New Hampshire	61	65	
		286	A	Vermont	68	66				286	H	Vermont	51	59	
		128	A	Stony Brook	46	60				168	H	UMBC	44	68	
		207	H	Hartford	70	75				88	A	Maine	44	74	
		52	H	Albany (NY)	55	85				128	H	Stony Brook	50	64	
		231	H	Binghamton	70	75				207	A	Hartford	59	72	

Non-Div I Games:

UMass Lowell

■ Loss, 
■ Non-Conf, 
■ S Site, 
■ H Home 
■ A Away 
N Neutral

## UNC Asheville

Through Games Of Feb. 13, 2016

Average RPI Win:	264	WON-LOST	WINNING	LAST 10	STRENGTH OF	OPP. STRENGTH	TEAM	ADJ.	CONF.	ADJ CONF.
Average RPI Loss:	172	RECORD	PCT. RANK	GAMES	SCHEDULE	OF SCHEDULE	RPI	RPI	RPI	RPI
DIV. I ONLY	18- 4	28	9- 1	335	281	126	126	26	26	
DIV. I NON-CONF.	5- 2	86	0- 0	341	254	180	180	29	29	
TOTALS	RPI 1-25	RPI 26-50	W-L RECORDS	RPI 51-100	RPI 101-150	RPI 150+				
18- 4	0- 0	0- 0	OVERALL	1- 1	0- 1	17- 2				
8- 1	0- 0	0- 0	HOME	1- 0	0- 0	7- 1				
10- 3	0- 0	0- 0	AWAY	0- 0	0- 0	10- 0				
0- 0	0- 0	0- 0	NEUTRAL	0- 0	0- 0	0- 0				
5- 2	0- 0	0- 0	NON-CONFERENCE	0- 0	0- 1	5- 1				
3- 0	0- 0	0- 0	HOME	0- 0	0- 0	3- 0				
2- 2	0- 0	0- 0	AWAY	0- 0	0- 1	2- 1				
0- 0	0- 0	0- 0	NEUTRAL	0- 0	0- 0	0- 0				
13- 2	0- 0	0- 0	CONFERENCE	1- 1	0- 0	12- 1				
5- 1	0- 0	0- 0	HOME	1- 0	0- 0	4- 1				
8- 1	0- 0	0- 0	AWAY	0- 1	0- 0	8- 0				
0- 0	0- 0	0- 0	NEUTRAL	0- 0	0- 0	0- 0				

RPI S	Opponent	Score	RPI S	Opponent	Score	RPI S	Opponent	Score	RPI S	Opponent	Score	Team's RPI: 126
						99	A Liberty	53 71	140	A ETSU	68 74	
						99	H Liberty	56 51	199	A Radford	54 46	
									205	H USC Upstate	68 59	
									210	H Gardner-Webb	56 58	
									211	H Furman	84 71	
									223	A Presbyterian	72 63	
									223	H Presbyterian	68 59	
									240	A Clemson	49 67	
									247	A High Point	82 81	
									281	A Campbell	72 58	
									291	H UNCG	95 52	
									298	A Western Caro.	67 45	
									304	A Coastal Caro.	63 52	
									304	H Coastal Caro.	77 69	
									307	A Wofford	70 63	
									308	A Charleston So.	58 50	
									311	A Winthrop	67 59	
									311	H Winthrop	63 55	
									318	A Longwood	61 54	
									318	H Longwood	81 42	
LAST 12 Division I GAMES:												
			99	H Liberty	56 51		247	A High Point	82 81			
			318	A Longwood	61 54		210	H Gardner-Webb	56 58			
			304	H Coastal Caro.	77 69		318	H Longwood	81 42			
			311	A Winthrop	67 59		308	A Charleston So.	58 50			
			199	A Radford	54 46		99	A Liberty	53 71			
			223	H Presbyterian	68 59		281	A Campbell	72 58			

Non-Div I Games: Montreat 89 41 Warren Wilson 108 47

UNC Asheville

Loss, Non-Conf, S Site, H Home A Away N Neutral

Average RPI Win:	308	WON-LOST	WINNING	LAST 10	STRENGTH OF	OPP. STRENGTH	TEAM	ADJ.	CONF.	ADJ CONF.
Average RPI Loss:	153	RECORD	PCT. RANK	GAMES	SCHEDULE	OF SCHEDULE	RPI	RPI	RPI	RPI
DIV. I ONLY	6- 17	288	0- 10	192	273	291	291	17	17	
DIV. I NON-CONF.	6- 6	160	1- 0	266	336	211	211	16	16	
TOTALS	RPI 1-25	RPI 26-50	W-L RECORDS	RPI 51-100	RPI 101-150	RPI 150+				
6- 17	0- 1	0- 0	OVERALL	0- 3	0- 7	6- 6				
4- 7	0- 0	0- 0	HOME	0- 1	0- 3	4- 3				
1- 10	0- 1	0- 0	AWAY	0- 2	0- 4	1- 3				
1- 0	0- 0	0- 0	NEUTRAL	0- 0	0- 0	1- 0				
6- 6	0- 1	0- 0	NON-CONFERENCE	0- 1	0- 1	6- 3				
4- 1	0- 0	0- 0	HOME	0- 0	0- 0	4- 1				
1- 5	0- 1	0- 0	AWAY	0- 1	0- 1	1- 2				
1- 0	0- 0	0- 0	NEUTRAL	0- 0	0- 0	1- 0				
0- 11	0- 0	0- 0	CONFERENCE	0- 2	0- 6	0- 3				
0- 6	0- 0	0- 0	HOME	0- 1	0- 3	0- 2				
0- 5	0- 0	0- 0	AWAY	0- 1	0- 3	0- 1				
0- 0	0- 0	0- 0	NEUTRAL	0- 0	0- 0	0- 0				

RPI 1-25				RPI 26-50				RPI 51-100				RPI 101+ Team's RPI: 291			
RPI	S	Opponent	Score	RPI	S	Opponent	Score	RPI	S	Opponent	Score	RPI	S	Opponent	Score
3	A	South Carolina	44 92					60	A	Chattanooga	61 72	119	A	Mercer	47 81
								60	H	Chattanooga	53 74	119	H	Mercer	78 86
								82	A	Tulane	53 74	122	A	Samford	49 80
												122	H	Samford	52 57
												126	A	UNC Asheville	52 95
												140	A	ETSU	73 89
												140	H	ETSU	77 80
												205	A	USC Upstate	61 84
												210	A	Gardner-Webb	57 59
												211	H	Furman	59 75
												247	H	High Point	82 72
												274	H	Tennessee Tech	64 73
												293	N	Cleveland St.	55 51
												298	A	Western Caro.	72 84
												302	H	UMES	71 51
												307	H	Wofford	56 58
												318	H	Longwood	81 60
												340	A	New Orleans	81 79
												348	H	N.C. Central	103 56
LAST 12 Division I GAMES:															
140	H	ETSU	77 80	307	H	Wofford	56 58								
60	H	Chattanooga	53 74	60	A	Chattanooga	61 72								
119	A	Mercer	47 81	140	A	ETSU	73 89								
122	A	Samford	49 80	122	H	Samford	52 57								
298	A	Western Caro.	72 84	119	H	Mercer	78 86								
211	H	Furman	59 75	348	H	N.C. Central	103 56								

Non-Div I Games: Barton 82 55 Pfeiffer 71 52 Francis Marion 63 66

UNCG

Loss, Non-Conf, S Site, H Home A Away N Neutral

Average RPI Win:	264	WON-LOST	WINNING	LAST 10	STRENGTH OF	OPP. STRENGTH	TEAM	ADJ.	CONF.	ADJ CONF.
Average RPI Loss:	118	RECORD	PCT. RANK	GAMES	SCHEDULE	OF SCHEDULE	RPI	RPI	RPI	RPI
DIV. I ONLY	6- 16	283	3- 7	148	170	261	261	13	13	
DIV. I NON-CONF.	3- 7	248	0- 0	172	192	237	237	12	12	
TOTALS	RPI 1-25	RPI 26-50	W-L RECORDS	RPI 51-100	RPI 101-150	RPI 150+				
6- 16	0- 0	0- 3	OVERALL	0- 6	0- 0	6- 7				
3- 9	0- 0	0- 1	HOME	0- 4	0- 0	3- 4				
3- 7	0- 0	0- 2	AWAY	0- 2	0- 0	3- 3				
0- 0	0- 0	0- 0	NEUTRAL	0- 0	0- 0	0- 0				
3- 7	0- 0	0- 2	NON-CONFERENCE	0- 2	0- 0	3- 3				
1- 4	0- 0	0- 1	HOME	0- 1	0- 0	1- 2				
2- 3	0- 0	0- 1	AWAY	0- 1	0- 0	2- 1				
0- 0	0- 0	0- 0	NEUTRAL	0- 0	0- 0	0- 0				
3- 9	0- 0	0- 1	CONFERENCE	0- 4	0- 0	3- 4				
2- 5	0- 0	0- 0	HOME	0- 3	0- 0	2- 2				
1- 4	0- 0	0- 1	AWAY	0- 1	0- 0	1- 2				
0- 0	0- 0	0- 0	NEUTRAL	0- 0	0- 0	0- 0				

RPI S	Opponent	Score	RPI S	Opponent	Score	RPI S	Opponent	Score	RPI S	Opponent	Score	Team's RPI: 261
27	H Ohio	59 75	60	H Chattanooga	33 61	151	H Jacksonville	51 49				
47	A Duke	56 78	65	H Hofstra	64 68	155	H Davidson	50 77				
48	A James Madison	40 60	72	A Elon	53 70	180	H Stetson	49 52				
			72	H Elon	60 67	183	H Col. of Charleston	53 64				
			85	H Drexel	57 71	184	A Delaware	59 67				
			97	A VCU	45 58	186	H Northeastern	66 72				
						200	A William & Mary	65 77				
						200	H William & Mary	59 44				
						226	A Richmond	53 63				
						287	A Towson	52 49				
						287	H Towson	53 51				
						313	A North Florida	63 47				
						346	A Norfolk St.	61 57				
LAST 12 Division I GAMES:												
186	H Northeastern	66 72	200	A William & Mary	65 77							
200	H William & Mary	59 44	183	H Col. of Charleston	53 64							
85	H Drexel	57 71	65	H Hofstra	64 68							
48	A James Madison	40 60	287	A Towson	52 49							
287	H Towson	53 51	184	A Delaware	59 67							
72	A Elon	53 70	72	H Elon	60 67							

Non-Div I Games: UNC Pembroke 68 43

UNCW

■ Loss, 
 ■ Non-Conf, 
 ■ S Site, 
 ■ Home 
 ■ Away 
 N Neutral

RPI 1-25				RPI 26-50				RPI 51-100				RPI 101+				Team's RPI: 125	
RPI	S	Opponent	Score	RPI	S	Opponent	Score	RPI	S	Opponent	Score	RPI	S	Opponent	Score		
				35	N	Seton Hall	49 57	57	H	Iowa	65 80	102	H	Iowa St.	75 84		
								63	A	South Dakota St.	86 89	118	N	Akron	59 51		
								79	N	Georgia Tech	61 58	121	A	Creighton	61 69		
								80	H	South Dakota	64 43	130	A	North Dakota	59 64		
								83	A	Missouri St.	65 60	143	H	Southern Ill.	60 65		
								83	H	Missouri St.	75 78	150	A	Loyola Chicago	60 64		
								100	A	Drake	79 73	185	H	Tulsa	75 59		
												248	A	Indiana St.	61 45		
												248	H	Indiana St.	53 42		
												301	A	Wichita St.	55 44		
												301	H	Wichita St.	69 48		
												305	A	Bradley	55 47		
												314	H	Illinois St.	65 51		
												323	H	Evansville	62 51		
LAST 12 Division I GAMES:																	
				248	A	Indiana St.	61 45	248	H	Indiana St.	53 42						
				301	H	Wichita St.	69 48	314	H	Illinois St.	65 51						
				83	H	Missouri St.	75 78	83	A	Missouri St.	65 60						
				305	A	Bradley	55 47	301	A	Wichita St.	55 44						
				150	A	Loyola Chicago	60 64	143	H	Southern Ill.	60 65						
				100	A	Drake	79 73	323	H	Evansville	62 51						

UNI

Page 312



Average RPI Win:	269	WON-LOST	WINNING	LAST 10	STRENGTH OF	OPP. STRENGTH	TEAM	ADJ.	CONF.	ADJ CONF.
Average RPI Loss:	110	RECORD	PCT. RANK	GAMES	SCHEDULE	OF SCHEDULE	RPI	RPI	RPI	RPI
DIV. I ONLY	12- 11	157	5- 5	213	212	181	181	19	19	
DIV. I NON-CONF.	6- 4	125	0- 0	265	218	181	181	20	20	
TOTALS	RPI 1-25	RPI 26-50	W-L RECORDS	RPI 51-100	RPI 101-150	RPI 150+				
12- 11	0- 0	0- 4	OVERALL	0- 1	0- 4	12- 2				
8- 3	0- 0	0- 1	HOME	0- 1	0- 1	8- 0				
4- 7	0- 0	0- 2	AWAY	0- 0	0- 3	4- 2				
0- 1	0- 0	0- 1	NEUTRAL	0- 0	0- 0	0- 0				
6- 4	0- 0	0- 2	NON-CONFERENCE	0- 1	0- 1	6- 0				
4- 1	0- 0	0- 0	HOME	0- 1	0- 0	4- 0				
2- 2	0- 0	0- 1	AWAY	0- 0	0- 1	2- 0				
0- 1	0- 0	0- 1	NEUTRAL	0- 0	0- 0	0- 0				
6- 7	0- 0	0- 2	CONFERENCE	0- 0	0- 3	6- 2				
4- 2	0- 0	0- 1	HOME	0- 0	0- 1	4- 0				
2- 5	0- 0	0- 1	AWAY	0- 0	0- 2	2- 2				
0- 0	0- 0	0- 0	NEUTRAL	0- 0	0- 0	0- 0				

RPI S	Opponent	Score	RPI S	Opponent	Score	RPI S	Opponent	Score	RPI S	Opponent	Score	Team's RPI: 181
30	N UTEP	52 60	100	H Drake	68 76	138	A Boise St.	56 75				
38	A Southern California	42 73				142	A Fresno St.	54 58				
46	A Colorado St.	52 83				142	H Fresno St.	52 57				
46	H Colorado St.	56 64				149	A Long Beach St.	63 67				
						164	H George Mason	67 59				
						187	A New Mexico	53 67				
						187	H New Mexico	57 48				
						194	A San Jose St.	61 69				
						215	H Utah St.	46 38				
						234	H Wyoming	66 37				
						246	A San Diego St.	55 41				
						256	A Houston	63 60				
						265	H Pepperdine	83 63				
						326	A A&M-Corpus Christi	65 51				
						329	H Nevada	65 59				
						330	H Southern Utah	79 44				
						332	H UC Irvine	72 52				
						342	A Air Force	60 56				
LAST 12 Division I GAMES:												
46	A Colorado St.	52 83	329	H Nevada	65 59							
194	A San Jose St.	61 69	215	H Utah St.	46 38							
142	H Fresno St.	52 57	342	A Air Force	60 56							
187	H New Mexico	57 48	187	A New Mexico	53 67							
246	A San Diego St.	55 41	234	H Wyoming	66 37							
138	A Boise St.	56 75	46	H Colorado St.	56 64							

Non-Div I Games: Cal St. San Marcos 62 43

UNLV

■ Loss, 
 ■ Non-Conf, 
 ■ S Site, 
 ■ Home 
 ■ A Away 
 N Neutral

Average RPI Win:	299	WON-LOST	WINNING	LAST 10	STRENGTH OF	OPP. STRENGTH	TEAM	ADJ.	CONF.	ADJ CONF.
Average RPI Loss:	140	RECORD	PCT. RANK	GAMES	SCHEDULE	OF SCHEDULE	RPI	RPI	RPI	RPI
DIV. I ONLY	14- 8	98	8- 2	339	269	205	205	29	29	
DIV. I NON-CONF.	6- 6	160	1- 0	342	256	260	260	27	27	
TOTALS	RPI 1-25	RPI 26-50	W-L RECORDS	RPI 51-100	RPI 101-150	RPI 150+				
14- 8	0- 0	0- 0	OVERALL	0- 3	0- 2	14- 3				
7- 2	0- 0	0- 0	HOME	0- 0	0- 0	7- 2				
7- 6	0- 0	0- 0	AWAY	0- 3	0- 2	7- 1				
0- 0	0- 0	0- 0	NEUTRAL	0- 0	0- 0	0- 0				
6- 6	0- 0	0- 0	NON-CONFERENCE	0- 2	0- 2	6- 2				
3- 1	0- 0	0- 0	HOME	0- 0	0- 0	3- 1				
3- 5	0- 0	0- 0	AWAY	0- 2	0- 2	3- 1				
0- 0	0- 0	0- 0	NEUTRAL	0- 0	0- 0	0- 0				
8- 2	0- 0	0- 0	CONFERENCE	0- 1	0- 0	8- 1				
4- 1	0- 0	0- 0	HOME	0- 0	0- 0	4- 1				
4- 1	0- 0	0- 0	AWAY	0- 1	0- 0	4- 0				
0- 0	0- 0	0- 0	NEUTRAL	0- 0	0- 0	0- 0				

RPI 1-25				RPI 26-50				RPI 51-100				RPI 101+				Team's RPI: 205	
RPI	S	Opponent	Score	RPI	S	Opponent	Score	RPI	S	Opponent	Score	RPI	S	Opponent	Score		
								66	A	FGCU	43	54	106	A	North Carolina	40	80
								77	A	Michigan	61	119	126	A	UNC Asheville	59	68
								79	A	Georgia Tech	46	87	151	H	Jacksonville	43	49
												180	A	Stetson	61	56	
												180	H	Stetson	73	58	
												211	H	Furman	63	75	
												291	H	UNCG	84	61	
												295	A	Morehead St.	86	72	
												297	A	Kennesaw St.	61	53	
												297	H	Kennesaw St.	66	57	
												298	H	Western Caro.	68	59	
												302	A	UMES	59	78	
												313	H	North Florida	69	54	
												328	A	IPFW	84	81	
												335	A	Lipscomb	81	54	
												335	H	Lipscomb	93	71	
												341	A	NJIT	58	41	
												346	A	Norfolk St.	82	62	
												348	H	N.C. Central	68	46	
LAST 12 Division I GAMES:																	
180	H	Stetson	73	58	151	H	Jacksonville	43	49								
297	A	Kennesaw St.	61	53	180	A	Stetson	61	56								
335	H	Lipscomb	93	71	66	A	FGCU	43	54								
297	H	Kennesaw St.	66	57	341	A	NJIT	58	41								
335	A	Lipscomb	81	54	298	H	Western Caro.	68	59								
313	H	North Florida	69	54	348	H	N.C. Central	68	46								

Non-Div I Games: Southern Wesleyan 84 51 Mars Hill 81 65 Bob Jones 96 46

USC Upstate

Loss, Non-Conf, S Site, H Home A Away N Neutral

Average RPI Win:	245	WON-LOST	WINNING	LAST 10	STRENGTH OF	OPP. STRENGTH	TEAM	ADJ.	CONF.	ADJ CONF.
Average RPI Loss:	118	RECORD	PCT. RANK	GAMES	SCHEDULE	OF SCHEDULE	RPI	RPI	RPI	RPI
DIV. I ONLY	11- 11	168	5- 5	136	192	146	146	16	16	
DIV. I NON-CONF.	4- 5	193	0- 0	22	118	105	105	14	14	
TOTALS	RPI 1-25	RPI 26-50	W-L RECORDS	RPI 51-100	RPI 101-150	RPI 150+				
11- 11	0- 1	0- 3	OVERALL	0- 1	0- 1	11- 5				
3- 6	0- 0	0- 2	HOME	0- 1	0- 1	3- 2				
8- 5	0- 1	0- 1	AWAY	0- 0	0- 0	8- 3				
0- 0	0- 0	0- 0	NEUTRAL	0- 0	0- 0	0- 0				
4- 5	0- 1	0- 2	NON-CONFERENCE	0- 1	0- 0	4- 1				
1- 3	0- 0	0- 1	HOME	0- 1	0- 0	1- 1				
3- 2	0- 1	0- 1	AWAY	0- 0	0- 0	3- 0				
0- 0	0- 0	0- 0	NEUTRAL	0- 0	0- 0	0- 0				
7- 6	0- 0	0- 1	CONFERENCE	0- 0	0- 1	7- 4				
2- 3	0- 0	0- 1	HOME	0- 0	0- 1	2- 1				
5- 3	0- 0	0- 0	AWAY	0- 0	0- 0	5- 3				
0- 0	0- 0	0- 0	NEUTRAL	0- 0	0- 0	0- 0				

RPI 1-25				RPI 26-50				RPI 51-100				RPI 101+ Team's RPI: 146			
RPI	S	Opponent	Score	RPI	S	Opponent	Score	RPI	S	Opponent	Score	RPI	S	Opponent	Score
5	A	Baylor	20 62	35	H	Seton Hall	54 61	54	H	Western Ky.	64 73	137	H	Little Rock	55 59
				45	H	Arkansas St.	71 78					151	H	Jacksonville	56 54
				49	A	Kansas St.	41 61					152	A	La.-Lafayette	52 63
												169	H	McNeese St.	57 63
												178	A	Troy	71 88
												206	A	South Ala.	55 59
												209	A	Texas St.	80 48
												234	A	Stephen F. Austin	67 63
												241	A	UTSA	51 47
												243	A	Houston Baptist	64 40
												255	A	Appalachian St.	76 45
												255	H	Appalachian St.	65 58
												270	A	Georgia St.	74 45
												270	H	Georgia St.	63 68
												277	A	Ga. Southern	53 41
												277	H	Ga. Southern	70 31
												284	A	La.-Monroe	60 50
LAST 12 Division I GAMES:															
255	H	Appalachian St.	65 58	137	H	Little Rock	55 59								
209	A	Texas St.	80 48	45	H	Arkansas St.	71 78								
270	A	Georgia St.	74 45	206	A	South Ala.	55 59								
277	A	Ga. Southern	53 41	178	A	Troy	71 88								
152	A	La.-Lafayette	52 63	255	A	Appalachian St.	76 45								
284	A	La.-Monroe	60 50	277	H	Ga. Southern	70 31								

Non-Div I Games: Missouri Valley 96 30

UT Arlington

■ Loss, 
 ■ Non-Conf, S Site, 
 ■ Home 
 ■ Away 
 N Neutral

Average RPI Win:	229	WON-LOST	WINNING	LAST 10	STRENGTH OF	OPP. STRENGTH	TEAM	ADJ.	CONF.	ADJ CONF.
Average RPI Loss:	110	RECORD	PCT. RANK	GAMES	SCHEDULE	OF SCHEDULE	RPI	RPI	RPI	RPI
DIV. I ONLY	17- 8	80	9- 1	240	159	103	103	24	24	
DIV. I NON-CONF.	7- 6	156	0- 0	112	40	99	99	23	23	
TOTALS	RPI 1-25	RPI 26-50	W-L RECORDS	RPI 51-100	RPI 101-150	RPI 150+				
17- 8	0- 1	0- 1	OVERALL	0- 3	4- 0	13- 3				
8- 1	0- 0	0- 1	HOME	0- 0	2- 0	6- 0				
8- 7	0- 1	0- 0	AWAY	0- 3	1- 0	7- 3				
1- 0	0- 0	0- 0	NEUTRAL	0- 0	1- 0	0- 0				
7- 6	0- 1	0- 1	NON-CONFERENCE	0- 3	4- 0	3- 1				
3- 1	0- 0	0- 1	HOME	0- 0	2- 0	1- 0				
3- 5	0- 1	0- 0	AWAY	0- 3	1- 0	2- 1				
1- 0	0- 0	0- 0	NEUTRAL	0- 0	1- 0	0- 0				
10- 2	0- 0	0- 0	CONFERENCE	0- 0	0- 0	10- 2				
5- 0	0- 0	0- 0	HOME	0- 0	0- 0	5- 0				
5- 2	0- 0	0- 0	AWAY	0- 0	0- 0	5- 2				
0- 0	0- 0	0- 0	NEUTRAL	0- 0	0- 0	0- 0				

RPI 1-25				RPI 26-50				RPI 51-100				RPI 101+ Team's RPI: 103			
RPI	S	Opponent	Score	RPI	S	Opponent	Score	RPI	S	Opponent	Score	RPI	S	Opponent	Score
18	A	Louisville	66 88	45	H	Arkansas St.	74 76	57	A	Iowa	56 62	122	H	Samford	52 50
								60	A	Chattanooga	46 61	130	N	North Dakota	84 58
								64	A	Vanderbilt	61 64	143	A	Southern Ill.	70 63
												147	H	Alabama	83 65
												166	A	Illinois	74 94
												167	A	SIUE	85 79
												201	A	Eastern Ky.	61 70
												202	A	Southeast Mo. St.	84 74
												202	H	Southeast Mo. St.	95 65
												213	A	Cincinnati	63 57
												263	H	Tennessee St.	77 50
												263	H	Miami (OH)	74 47
												267	H	Murray St.	92 62
												269	A	Austin Peay	70 80
												269	H	Austin Peay	75 51
												274	H	Tennessee Tech	67 53
												283	A	Jacksonville St.	63 53
												295	A	Morehead St.	85 67
												323	A	Evansville	75 48
												337	A	Eastern Ill.	65 39
LAST 12 Division I GAMES:															
269	A	Austin Peay	70 80	202	A	Southeast Mo. St.	84 74								
202	H	Southeast Mo. St.	95 65	337	A	Eastern Ill.	65 39								
167	A	SIUE	85 79	283	A	Jacksonville St.	63 53								
269	H	Austin Peay	75 51	274	H	Tennessee Tech	67 53								
267	H	Murray St.	92 62	295	A	Morehead St.	85 67								
263	H	Tennessee St.	77 50	201	A	Eastern Ky.	61 70								

Non-Div I Games:

UT Martin

■ Loss, 
 ■ Non-Conf, 
 ■ S Site, 
 ■ Home 
 ■ A Away 
 N Neutral

U  
T  
E  
PU  
T  
E  
P

UTEP

Page 317

Average RPI Win:	264	WON-LOST	WINNING	LAST 10	STRENGTH OF	OPP. STRENGTH	TEAM	ADJ.	CONF.	ADJ CONF.
Average RPI Loss:	152	RECORD	PCT. RANK	GAMES	SCHEDULE	OF SCHEDULE	RPI	RPI	RPI	RPI
DIV. I ONLY	11- 11	168	6- 4	299	200	204	204	25	25	
DIV. I NON-CONF.	5- 7	198	0- 1	270	93	186	186	25	25	
TOTALS	RPI 1-25	RPI 26-50	W-L RECORDS	RPI 51-100	RPI 101-150	RPI 150+				
11- 11	0- 2	0- 1	OVERALL	0- 1	0- 2	11- 5				
4- 3	0- 0	0- 0	HOME	0- 0	0- 1	4- 2				
6- 7	0- 2	0- 1	AWAY	0- 1	0- 1	6- 2				
1- 1	0- 0	0- 0	NEUTRAL	0- 0	0- 0	1- 1				
5- 7	0- 2	0- 1	NON-CONFERENCE	0- 1	0- 1	5- 2				
1- 0	0- 0	0- 0	HOME	0- 0	0- 0	1- 0				
3- 6	0- 2	0- 1	AWAY	0- 1	0- 1	3- 1				
1- 1	0- 0	0- 0	NEUTRAL	0- 0	0- 0	1- 1				
6- 4	0- 0	0- 0	CONFERENCE	0- 0	0- 1	6- 3				
3- 3	0- 0	0- 0	HOME	0- 0	0- 1	3- 2				
3- 1	0- 0	0- 0	AWAY	0- 0	0- 0	3- 1				
0- 0	0- 0	0- 0	NEUTRAL	0- 0	0- 0	0- 0				

RPI 1-25				RPI 26-50				RPI 51-100				RPI 101+ Team's RPI: 204			
RPI	S	Opponent	Score	RPI	S	Opponent	Score	RPI	S	Opponent	Score	RPI	S	Opponent	Score
16	A	Oklahoma St.	54 78	49	A	Kansas St.	43 61	93	A	TCU	67 71	105	H	New Mexico St.	57 68
24	A	Syracuse	32 91									111	A	Eastern Mich.	56 78
												172	N	East Carolina	59 70
												198	N	Cal Poly	66 58
												221	A	Utah Valley	57 71
												221	H	Utah Valley	61 48
												229	A	Grand Canyon	68 66
												229	H	Grand Canyon	52 28
												245	H	CSU Bakersfield	60 46
												254	H	Seattle	71 74
												256	A	Houston	55 45
												260	A	UC Santa Barbara	62 60
												296	A	UMKC	62 53
												296	H	UMKC	57 59
												319	A	Incarnate Word	68 50
												319	H	Incarnate Word	60 47
												326	A	A&M-Corpus Christi	46 49
												336	A	Chicago St.	64 56
LAST 12 Division I GAMES:															
296	H	UMKC	57 59	296	A	UMKC	62 53								
229	A	Grand Canyon	68 66	336	A	Chicago St.	64 56								
221	A	Utah Valley	57 71	221	H	Utah Valley	61 48								
105	H	New Mexico St.	57 68	229	H	Grand Canyon	52 28								
254	H	Seattle	71 74	24	A	Syracuse	32 91								
245	H	CSU Bakersfield	60 46	256	A	Houston	55 45								

Non-Div I Games: Concordia (TX) 90 44 Evangel 75 60 Texas Lutheran 90 38

UTRGV

Loss, Non-Conf, S Site, H Home A Away N Neutral

Average RPI Win: <b>219</b>	WON-LOST	WINNING	LAST 10	STRENGTH OF	OPP. STRENGTH	TEAM	ADJ.	CONF.	ADJ CONF.
Average RPI Loss: <b>138</b>	RECORD	PCT. RANK	GAMES	SCHEDULE	OF SCHEDULE	RPI	RPI	RPI	RPI
DIV. I ONLY	6- 15	282	3- 7	119	149	241	241	12	12
DIV. I NON-CONF.	2- 6	272	0- 0	40	259	223	223	10	10
TOTALS	RPI 1-25	RPI 26-50	W-L RECORDS	RPI 51-100	RPI 101-150	RPI 150+			
6- 15	0- 1	0- 2	OVERALL	0- 3	1- 2	5- 7			
5- 5	0- 0	0- 0	HOME	0- 1	1- 1	4- 3			
1- 10	0- 1	0- 2	AWAY	0- 2	0- 1	1- 4			
0- 0	0- 0	0- 0	NEUTRAL	0- 0	0- 0	0- 0			
2- 6	0- 1	0- 1	NON-CONFERENCE	0- 1	0- 1	2- 2			
2- 2	0- 0	0- 0	HOME	0- 0	0- 1	2- 1			
0- 4	0- 1	0- 1	AWAY	0- 1	0- 0	0- 1			
0- 0	0- 0	0- 0	NEUTRAL	0- 0	0- 0	0- 0			
4- 9	0- 0	0- 1	CONFERENCE	0- 2	1- 1	3- 5			
3- 3	0- 0	0- 0	HOME	0- 1	1- 0	2- 2			
1- 6	0- 0	0- 1	AWAY	0- 1	0- 1	1- 3			
0- 0	0- 0	0- 0	NEUTRAL	0- 0	0- 0	0- 0			

RPI 1-25				RPI 26-50				RPI 51-100				RPI 101+ Team's RPI: 241			
RPI	S	Opponent	Score	RPI	S	Opponent	Score	RPI	S	Opponent	Score	RPI	S	Opponent	Score
7	A	Texas	53 <b>90</b>	29	A	Oklahoma	41 <b>80</b>	54	A	Western Ky.	65 <b>72</b>	139	A	Marshall	76 <b>80</b>
				30	A	UTEP	55 <b>62</b>	61	A	Abilene Christian	60 <b>79</b>	144	H	UAB	54 52
								71	H	Middle Tenn.	63 <b>74</b>	146	H	UT Arlington	47 <b>51</b>
												153	H	Southern Miss.	47 41
												171	A	Fla. Atlantic	51 <b>64</b>
												171	H	Fla. Atlantic	57 54
												174	H	Louisiana Tech	72 <b>82</b>
												209	A	Texas St.	64 <b>72</b>
												224	A	North Texas	58 <b>68</b>
												228	H	Texas Southern	44 <b>59</b>
												237	A	Rice	48 <b>49</b>
												243	H	Houston Baptist	79 50
												290	A	FIU	63 52
												290	H	FIU	54 <b>59</b>
												314	H	Illinois St.	77 51
LAST 12 Division I GAMES:															
290	H	FIU	54 <b>59</b>	171	A	Fla. Atlantic	51 <b>64</b>								
171	H	Fla. Atlantic	57 54	290	A	FIU	63 52								
139	A	Marshall	76 <b>80</b>	30	A	UTEP	55 <b>62</b>								
54	A	Western Ky.	65 <b>72</b>	71	H	Middle Tenn.	63 <b>74</b>								
153	H	Southern Miss.	47 41	144	H	UAB	54 52								
174	H	Louisiana Tech	72 <b>82</b>	237	A	Rice	48 <b>49</b>								

Non-Div I Games: Howard Payne 106 65 Tex. A&M-Kingsville88 51

UTSA

Loss, Non-Conf, S Site, H Home A Away N Neutral

Average RPI Win:	151	WON-LOST	WINNING	LAST 10	STRENGTH OF	OPP. STRENGTH	TEAM	ADJ.	CONF.	ADJ CONF.
Average RPI Loss:	34	RECORD	PCT. RANK	GAMES	SCHEDULE	OF SCHEDULE	RPI	RPI	RPI	RPI
DIV. I ONLY	14- 10	124	4- 6	42	20	70	70	1	1	
DIV. I NON-CONF.	8- 3	77	0- 0	98	133	78	78	1	1	
TOTALS	RPI 1-25	RPI 26-50	W-L RECORDS	RPI 51-100	RPI 101-150	RPI 150+				
14- 10	0- 5	1- 2	OVERALL	3- 2	3- 1	7- 0				
10- 4	0- 2	1- 1	HOME	2- 1	2- 0	5- 0				
4- 4	0- 3	0- 0	AWAY	1- 1	1- 0	2- 0				
0- 2	0- 0	0- 1	NEUTRAL	0- 0	0- 1	0- 0				
8- 3	0- 1	0- 1	NON-CONFERENCE	1- 0	2- 1	5- 0				
7- 0	0- 0	0- 0	HOME	1- 0	2- 0	4- 0				
1- 1	0- 1	0- 0	AWAY	0- 0	0- 0	1- 0				
0- 2	0- 0	0- 1	NEUTRAL	0- 0	0- 1	0- 0				
6- 7	0- 4	1- 1	CONFERENCE	2- 2	1- 0	2- 0				
3- 4	0- 2	1- 1	HOME	1- 1	0- 0	1- 0				
3- 3	0- 2	0- 0	AWAY	1- 1	1- 0	1- 0				
0- 0	0- 0	0- 0	NEUTRAL	0- 0	0- 0	0- 0				

RPI S	Opponent	Score	RPI S	Opponent	Score	RPI S	Opponent	Score	RPI S	Opponent	Score
6	A Stanford	52 72	28	H Washington	88 83	58	A Oregon	58 69	107	N Boston College	51 76
8	H Oregon St.	53 62	29	N Oklahoma	55 70	58	H Oregon	65 77	109	A Arizona	60 55
9	A Arizona St.	60 80	38	H Southern California	59 70	69	H Washington St.	73 71	121	H Creighton	74 58
10	H UCLA	63 69				76	A California	84 79	142	H Fresno St.	78 63
12	A BYU	59 73				80	H South Dakota	66 59	164	H George Mason	74 62
									175	A Colorado	76 68
									175	H Colorado	71 55
									189	H UC Davis	88 58
									215	A Utah St.	64 61
									278	H Lamar	71 67
									288	H CSUN	97 56
LAST 12 Division I GAMES:											
58	A Oregon	58 69	8	H Oregon St.	53 62						
175	A Colorado	76 68	9	A Arizona St.	60 80						
175	H Colorado	71 55	109	A Arizona	60 55						
10	H UCLA	63 69	76	A California	84 79						
38	H Southern California	59 70	6	A Stanford	52 72						
58	H Oregon	65 77	28	H Washington	88 83						

Non-Div I Games:

Utah

■ Loss, 
 ■ Non-Conf, 
 S Site, 
 ■ Home 
 ■ Away 
 N Neutral



Average RPI Win: <b>247</b>	WON-LOST	WINNING	LAST 10	STRENGTH OF	OPP. STRENGTH	TEAM	ADJ.	CONF.	ADJ CONF.
Average RPI Loss: <b>146</b>	RECORD	PCT. RANK	GAMES	SCHEDULE	OF SCHEDULE	RPI	RPI	RPI	RPI
DIV. I ONLY	9- 12	212	5- 5	217	191	215	215	19	19
DIV. I NON-CONF.	3- 6	234	0- 0	210	128	218	218	20	20
TOTALS	RPI 1-25	RPI 26-50	W-L RECORDS	RPI 51-100	RPI 101-150	RPI 150+			
9- 12	0- 1	0- 1	OVERALL	0- 1	0- 2	9- 7			
4- 5	0- 0	0- 1	HOME	0- 1	0- 1	4- 2			
4- 7	0- 1	0- 0	AWAY	0- 0	0- 1	4- 5			
1- 0	0- 0	0- 0	NEUTRAL	0- 0	0- 0	1- 0			
3- 6	0- 1	0- 0	NON-CONFERENCE	0- 1	0- 0	3- 4			
1- 2	0- 0	0- 0	HOME	0- 1	0- 0	1- 1			
1- 4	0- 1	0- 0	AWAY	0- 0	0- 0	1- 3			
1- 0	0- 0	0- 0	NEUTRAL	0- 0	0- 0	1- 0			
6- 6	0- 0	0- 1	CONFERENCE	0- 0	0- 2	6- 3			
3- 3	0- 0	0- 1	HOME	0- 0	0- 1	3- 1			
3- 3	0- 0	0- 0	AWAY	0- 0	0- 1	3- 2			
0- 0	0- 0	0- 0	NEUTRAL	0- 0	0- 0	0- 0			

RPI 1-25				RPI 26-50				RPI 51-100				RPI 101+ Team's RPI: 215			
RPI	S	Opponent	Score	RPI	S	Opponent	Score	RPI	S	Opponent	Score	RPI	S	Opponent	Score
12	A	BYU	69 <b>81</b>	46	H	Colorado St.	49 <b>69</b>	70	H	Utah	61 <b>64</b>	138	A	Boise St.	78 <b>84</b>
												138	H	Boise St.	58 <b>63</b>
												158	H	Pacific	78 70
												170	A	Northern Colo.	60 <b>74</b>
												181	A	UNLV	38 <b>46</b>
												187	A	New Mexico	70 <b>73</b>
												187	H	New Mexico	72 56
												188	H	Sacramento St.	86 <b>95</b>
												194	H	San Jose St.	74 <b>86</b>
												208	A	Montana	70 <b>86</b>
												221	A	Utah Valley	76 72
												222	A	Idaho St.	67 <b>81</b>
												234	H	Wyoming	84 75
												246	A	San Diego St.	55 36
												246	H	San Diego St.	72 59
												263	N	Tennessee St.	63 46
												329	A	Nevada	79 66
												342	A	Air Force	66 53
LAST 12 Division I GAMES:															
187	A	New Mexico	70 <b>73</b>	46	H	Colorado St.	49 <b>69</b>								
234	H	Wyoming	84 75	342	A	Air Force	66 53								
138	H	Boise St.	58 <b>63</b>	187	H	New Mexico	72 56								
329	A	Nevada	79 66	138	A	Boise St.	78 <b>84</b>								
246	H	San Diego St.	72 59	246	A	San Diego St.	55 36								
181	A	UNLV	38 <b>46</b>	194	H	San Jose St.	74 <b>86</b>								

Non-Div I Games: Westminster (UT) 74 67 Haskell 90 63

Utah St.

Loss, Non-Conf, S Site, H Home A Away N Neutral

## Utah Valley

Through Games Of Feb. 13, 2016

Average RPI Win:	249	WON-LOST	WINNING	LAST 10	STRENGTH OF	OPP. STRENGTH	TEAM	ADJ.	CONF.	ADJ CONF.
Average RPI Loss:	161	RECORD	PCT. RANK	GAMES	SCHEDULE	OF SCHEDULE	RPI	RPI	RPI	RPI
DIV. I ONLY	10- 13	206	5- 5	168	297	221	221	25	25	
DIV. I NON-CONF.	5- 8	209	0- 2	141	301	197	197	25	25	
TOTALS	RPI 1-25	RPI 26-50	W-L RECORDS	RPI 51-100	RPI 101-150	RPI 150+				
10- 13	0- 1	0- 0	OVERALL	1- 1	1- 3	8- 8				
6- 5	0- 0	0- 0	HOME	1- 0	0- 1	5- 4				
4- 7	0- 1	0- 0	AWAY	0- 1	1- 1	3- 4				
0- 1	0- 0	0- 0	NEUTRAL	0- 0	0- 1	0- 0				
5- 8	0- 1	0- 0	NON-CONFERENCE	1- 1	1- 1	3- 5				
2- 3	0- 0	0- 0	HOME	1- 0	0- 0	1- 3				
3- 4	0- 1	0- 0	AWAY	0- 1	1- 0	2- 2				
0- 1	0- 0	0- 0	NEUTRAL	0- 0	0- 1	0- 0				
5- 5	0- 0	0- 0	CONFERENCE	0- 0	0- 2	5- 3				
4- 2	0- 0	0- 0	HOME	0- 0	0- 1	4- 1				
1- 3	0- 0	0- 0	AWAY	0- 0	0- 1	1- 2				
0- 0	0- 0	0- 0	NEUTRAL	0- 0	0- 0	0- 0				

RPI 1-25				RPI 26-50				RPI 51-100				RPI 101+ Team's RPI: 221			
RPI	S	Opponent	Score	RPI	S	Opponent	Score	RPI	S	Opponent	Score	RPI	S	Opponent	Score
12	A	BYU	62 78					58	A	Oregon	68 79	105	A	New Mexico St.	68 73
								98	H	San Francisco	94 88	105	H	New Mexico St.	53 59
												138	A	Boise St.	72 70
												147	N	Alabama	60 67
												173	A	Eastern Wash.	64 68
												189	H	UC Davis	55 59
												191	A	Weber St.	56 61
												204	A	UTRGV	48 61
												204	H	UTRGV	71 57
												215	H	Utah St.	72 76
												222	H	Idaho St.	47 56
												229	H	Grand Canyon	53 61
												245	A	CSU Bakersfield	54 61
												245	H	CSU Bakersfield	72 53
												254	A	Seattle	61 44
												262	A	Omaha	74 59
												296	H	UMKC	79 71
												329	A	Nevada	73 65
												330	H	Southern Utah	70 58
												336	H	Chicago St.	74 46
LAST 12 Division I GAMES:															
245	H	CSU Bakersfield	72 53	296	H	UMKC	79 71								
105	H	New Mexico St.	53 59	229	H	Grand Canyon	53 61								
204	H	UTRGV	71 57	204	A	UTRGV	48 61								
245	A	CSU Bakersfield	54 61	105	A	New Mexico St.	68 73								
254	A	Seattle	61 44	189	H	UC Davis	55 59								
336	H	Chicago St.	74 46	222	H	Idaho St.	47 56								

Non-Div I Games: Bethesda (CA) 91 64 Dixie St. 77 63

Utah Valley

Loss, Non-Conf, S Site, H Home A Away N Neutral

V  
C  
U

V  
C  
U

VCU

Page 323

## Valparaiso

Through Games Of Feb. 13, 2016

Average RPI Win: <b>185</b>	WON-LOST	WINNING	LAST 10	STRENGTH OF	OPP. STRENGTH	TEAM	ADJ.	CONF.	ADJ CONF.
Average RPI Loss: <b>134</b>	RECORD	PCT. RANK	GAMES	SCHEDULE	OF SCHEDULE	RPI	RPI	RPI	RPI
DIV. I ONLY	5- 16	297	3- 7	62	152	230	230	14	14
DIV. I NON-CONF.	1- 7	318	0- 0	49	47	252	252	15	15
TOTALS	RPI 1-25	RPI 26-50	W-L RECORDS	RPI 51-100	RPI 101-150	RPI 150+			
5- 16	0- 3	0- 0	OVERALL	0- 3	1- 1	4- 9			
4- 7	0- 1	0- 0	HOME	0- 1	1- 1	3- 4			
1- 8	0- 2	0- 0	AWAY	0- 2	0- 0	1- 4			
0- 1	0- 0	0- 0	NEUTRAL	0- 0	0- 0	0- 1			
1- 7	0- 2	0- 0	NON-CONFERENCE	0- 1	0- 1	1- 3			
1- 3	0- 1	0- 0	HOME	0- 0	0- 1	1- 1			
0- 3	0- 1	0- 0	AWAY	0- 1	0- 0	0- 1			
0- 1	0- 0	0- 0	NEUTRAL	0- 0	0- 0	0- 1			
4- 9	0- 1	0- 0	CONFERENCE	0- 2	1- 0	3- 6			
3- 4	0- 0	0- 0	HOME	0- 1	1- 0	2- 3			
1- 5	0- 1	0- 0	AWAY	0- 1	0- 0	1- 3			
0- 0	0- 0	0- 0	NEUTRAL	0- 0	0- 0	0- 0			

RPI 1-25				RPI 26-50				RPI 51-100				RPI 101+ Team's RPI: 230			
RPI	S	Opponent	Score	RPI	S	Opponent	Score	RPI	S	Opponent	Score	RPI	S	Opponent	Score
1	H	Notre Dame	54 <b>110</b>					84	A	San Diego	60 <b>76</b>	108	H	Youngstown St.	65 60
18	A	Louisville	42 <b>75</b>					92	A	Wright St.	63 <b>80</b>	118	H	Akron	74 <b>85</b>
20	A	Green Bay	42 <b>81</b>					92	H	Wright St.	54 <b>65</b>	159	A	Northern Ky.	61 60
												159	H	Northern Ky.	50 <b>68</b>
												167	H	SIUE	69 56
												170	N	Northern Colo.	63 <b>77</b>
												176	A	Detroit	65 <b>85</b>
												176	H	Detroit	66 <b>72</b>
												182	A	Milwaukee	60 <b>82</b>
												196	A	Oakland	77 <b>87</b>
												196	H	Oakland	81 66
												197	A	Butler	53 <b>72</b>
												203	H	Ill.-Chicago	50 <b>54</b>
												263	H	Miami (OH)	72 <b>75</b>
												293	H	Cleveland St.	66 59
LAST 12 Division I GAMES:															
176	A	Detroit	65 <b>85</b>	293	H	Cleveland St.	66 59								
196	A	Oakland	77 <b>87</b>	182	A	Milwaukee	60 <b>82</b>								
159	H	Northern Ky.	50 <b>68</b>	20	A	Green Bay	42 <b>81</b>								
92	H	Wright St.	54 <b>65</b>	196	H	Oakland	81 66								
203	H	Ill.-Chicago	50 <b>54</b>	176	H	Detroit	66 <b>72</b>								
108	H	Youngstown St.	65 60	92	A	Wright St.	63 <b>80</b>								

Non-Div I Games: Ind.-Northwest 79 57 Cardinal Stritch 63 62 Ind.-Kokomo 88 22

Valparaiso

Loss, Non-Conf, S Site, H Home A Away N Neutral

Vanderbilt

Through Games Of Feb. 13, 2016

Average RPI Win:	161	WON-LOST	WINNING	LAST 10	STRENGTH OF	OPP. STRENGTH	TEAM	ADJ.	CONF.	ADJ CONF.
Average RPI Loss:	53	RECORD	PCT. RANK	GAMES	SCHEDULE	OF SCHEDULE	RPI	RPI	RPI	RPI
DIV. I ONLY	15- 9	103	4- 6	63	57	64	64	2	2	
DIV. I NON-CONF.	11- 2	28	1- 0	113	210	30	30	2	2	
TOTALS	RPI 1-25	RPI 26-50	W-L RECORDS	RPI 51-100	RPI 101-150	RPI 150+				
15- 9	1- 4	1- 2	OVERALL	1- 1	6- 1	6- 1				
10- 3	0- 2	1- 1	HOME	0- 0	4- 0	5- 0				
4- 6	1- 2	0- 1	AWAY	1- 1	1- 1	1- 1				
1- 0	0- 0	0- 0	NEUTRAL	0- 0	1- 0	0- 0				
11- 2	0- 1	1- 1	NON-CONFERENCE	1- 0	3- 0	6- 0				
8- 0	0- 0	1- 0	HOME	0- 0	2- 0	5- 0				
2- 2	0- 1	0- 1	AWAY	1- 0	0- 0	1- 0				
1- 0	0- 0	0- 0	NEUTRAL	0- 0	1- 0	0- 0				
4- 7	1- 3	0- 1	CONFERENCE	0- 1	3- 1	0- 1				
2- 3	0- 2	0- 1	HOME	0- 0	2- 0	0- 0				
2- 4	1- 1	0- 0	AWAY	0- 1	1- 1	0- 1				
0- 0	0- 0	0- 0	NEUTRAL	0- 0	0- 0	0- 0				

RPI S	Opponent	Score	RPI S	Opponent	Score	RPI S	Opponent	Score	RPI S	Opponent	Score
3	H South Carolina	61 71	26	H Georgia	58 64	55	A Auburn	45 53	103	H UT Martin	64 61
14	A Tennessee	49 58	27	H Ohio	62 59	85	A Drexel	74 64	105	N New Mexico St.	71 45
14	H Tennessee	51 69	50	A Dayton	56 81				120	H LSU	58 42
20	A Green Bay	56 58							132	A Arkansas	56 57
22	A Kentucky	71 69							140	H ETSU	65 39
									147	A Alabama	54 48
									147	H Alabama	67 52
									160	A Ole Miss	52 55
									165	A Fordham	53 40
									178	H Troy	97 43
									223	H Presbyterian	56 38
									269	H Austin Peay	73 56
									342	H Air Force	86 29
									349	H Mississippi Val.	89 39
LAST 12 Division I GAMES:											
14	H Tennessee	51 69	14	A Tennessee	49 58						
132	A Arkansas	56 57	120	H LSU	58 42						
55	A Auburn	45 53	147	A Alabama	54 48						
26	H Georgia	58 64	3	H South Carolina	61 71						
22	A Kentucky	71 69	160	A Ole Miss	52 55						
147	H Alabama	67 52	165	A Fordham	53 40						

Non-Div I Games:

Vanderbilt

Loss, Non-Conf, S Site, H Home A Away N Neutral

Average RPI Win: <b>289</b>	WON-LOST	WINNING	LAST 10	STRENGTH OF	OPP. STRENGTH	TEAM	ADJ.	CONF.	ADJ CONF.
Average RPI Loss: <b>179</b>	RECORD	PCT. RANK	GAMES	SCHEDULE	OF SCHEDULE	RPI	RPI	RPI	RPI
DIV. I ONLY	7- 17	278	2- 8	249	327	286	286	15	15
DIV. I NON-CONF.	5- 8	209	0- 1	298	348	275	275	18	18
TOTALS	RPI 1-25	RPI 26-50	W-L RECORDS	RPI 51-100	RPI 101-150	RPI 150+			
7- 17	0- 0	0- 0	OVERALL	0- 4	0- 2	7- 11			
3- 8	0- 0	0- 0	HOME	0- 2	0- 1	3- 5			
4- 9	0- 0	0- 0	AWAY	0- 2	0- 1	4- 6			
0- 0	0- 0	0- 0	NEUTRAL	0- 0	0- 0	0- 0			
5- 8	0- 0	0- 0	NON-CONFERENCE	0- 0	0- 1	5- 7			
2- 3	0- 0	0- 0	HOME	0- 0	0- 1	2- 2			
3- 5	0- 0	0- 0	AWAY	0- 0	0- 0	3- 5			
0- 0	0- 0	0- 0	NEUTRAL	0- 0	0- 0	0- 0			
2- 9	0- 0	0- 0	CONFERENCE	0- 4	0- 1	2- 4			
1- 5	0- 0	0- 0	HOME	0- 2	0- 0	1- 3			
1- 4	0- 0	0- 0	AWAY	0- 2	0- 1	1- 1			
0- 0	0- 0	0- 0	NEUTRAL	0- 0	0- 0	0- 0			

RPI S	Opponent	Score	RPI S	Opponent	Score	RPI S	Opponent	Score	RPI S	Opponent	Score	Team's RPI: 286
						52	A Albany (NY)	43 <b>72</b>	110	H Quinnipiac	65 <b>77</b>	
						52	H Albany (NY)	40 <b>75</b>	128	A Stony Brook	59 <b>73</b>	
						88	A Maine	51 <b>63</b>	168	A UMBC	48 <b>85</b>	
						88	H Maine	41 <b>62</b>	184	A Delaware	60 <b>71</b>	
									192	A Brown	54 <b>71</b>	
									196	H Oakland	68 <b>74</b>	
									207	H Hartford	47 <b>51</b>	
									219	A Columbia	56 <b>73</b>	
									225	A Bryant	52 <b>68</b>	
									231	H Binghamton	53 <b>57</b>	
									236	A Dartmouth	56 <b>54</b>	
									242	A Holy Cross	63 <b>77</b>	
									253	H Sacred Heart	53 <b>51</b>	
									258	H New Hampshire	83 <b>63</b>	
									276	H Central Conn. St.	79 <b>63</b>	
						312	A UMass Lowell	59 <b>51</b>	312	H UMass Lowell	66 <b>68</b>	
									341	A NJIT	54 <b>46</b>	
									345	H St. Francis Brooklyn	55 <b>59</b>	
									347	A Boston U.	60 <b>45</b>	
LAST 12 Division I GAMES:												
			312	H UMass Lowell	66 <b>68</b>	312	A UMass Lowell	59 <b>51</b>				
			52	H Albany (NY)	40 <b>75</b>	207	H Hartford	47 <b>51</b>				
			88	A Maine	51 <b>63</b>	52	A Albany (NY)	43 <b>72</b>				
			128	A Stony Brook	59 <b>73</b>	88	H Maine	41 <b>62</b>				
			258	H New Hampshire	83 <b>63</b>	168	A UMBC	48 <b>85</b>				
			231	H Binghamton	53 <b>57</b>	196	H Oakland	68 <b>74</b>				

Non-Div I Games:

Vermont

Villanova

Through Games Of Feb. 13, 2016

Average RPI Win:	136	WON-LOST	WINNING	LAST 10	STRENGTH OF	OPP. STRENGTH	TEAM	ADJ.	CONF.	ADJ CONF.
Average RPI Loss:	75	RECORD	PCT. RANK	GAMES	SCHEDULE	OF SCHEDULE	RPI	RPI	RPI	RPI
DIV. I ONLY	16- 9	95	7- 3	64	40	53	53	6	6	
DIV. I NON-CONF.	7- 4	110	1- 0	36	55	41	41	6	6	
TOTALS	RPI 1-25	RPI 26-50	W-L RECORDS	RPI 51-100	RPI 101-150	RPI 150+				
16- 9	1- 1	4- 2	OVERALL	4- 3	0- 3	7- 0				
7- 3	0- 1	3- 0	HOME	2- 1	0- 1	2- 0				
7- 5	1- 0	1- 2	AWAY	1- 1	0- 2	4- 0				
2- 1	0- 0	0- 0	NEUTRAL	1- 1	0- 0	1- 0				
7- 4	0- 0	1- 2	NON-CONFERENCE	2- 2	0- 0	4- 0				
3- 0	0- 0	1- 0	HOME	1- 0	0- 0	1- 0				
2- 3	0- 0	0- 2	AWAY	0- 1	0- 0	2- 0				
2- 1	0- 0	0- 0	NEUTRAL	1- 1	0- 0	1- 0				
9- 5	1- 1	3- 0	CONFERENCE	2- 1	0- 3	3- 0				
4- 3	0- 1	2- 0	HOME	1- 1	0- 1	1- 0				
5- 2	1- 0	1- 0	AWAY	1- 0	0- 2	2- 0				
0- 0	0- 0	0- 0	NEUTRAL	0- 0	0- 0	0- 0				

RPI S	Opponent	Score	RPI S	Opponent	Score	RPI S	Opponent	Score	RPI S	Opponent	Score
17	A DePaul	64 60	33	A George Washington	70 78	59	N St. Mary's (CA)	60 67	121	A Creighton	48 53
17	H DePaul	47 75	35	H Seton Hall	55 45	62	A Temple	55 61	121	H Creighton	62 65
			36	H Penn	66 46	85	N Drexel	67 55	134	A Xavier	67 74
			37	A North Carolina St.	64 70	86	A Marquette	82 75	188	N Sacramento St.	78 54
			44	A St. John's (NY)	71 59	86	H Marquette	81 60	197	A Butler	57 45
			44	H St. John's (NY)	58 54	89	H Saint Joseph's	55 49	213	A Lehigh	65 44
						91	H Georgetown	51 57	257	A Providence	76 47
									257	H Providence	67 39
									259	H Loyola Maryland	67 55
									279	A La Salle	67 56
LAST 12 Division I GAMES:											
44	A St. John's (NY)	71 59	91	H Georgetown	51 57						
86	H Marquette	81 60	44	H St. John's (NY)	58 54						
17	H DePaul	47 75	35	H Seton Hall	55 45						
257	A Providence	76 47	17	A DePaul	64 60						
121	A Creighton	48 53	86	A Marquette	82 75						
36	H Penn	66 46	121	H Creighton	62 65						

Non-Div I Games:

Villanova

Loss, Non-Conf, S Site, H Home A Away N Neutral

## Virginia

Through Games Of Feb. 13, 2016

Average RPI Win:	188	WON-LOST	WINNING	LAST 10	STRENGTH OF	OPP. STRENGTH	TEAM	ADJ.	CONF.	ADJ CONF.
Average RPI Loss:	47	RECORD	PCT. RANK	GAMES	SCHEDULE	OF SCHEDULE	RPI	RPI	RPI	RPI
DIV. I ONLY	13- 12	166	2- 8	50	61	101	101	5	5	
DIV. I NON-CONF.	10- 4	86	1- 0	194	129	115	115	5	5	
TOTALS	RPI 1-25	RPI 26-50	W-L RECORDS	RPI 51-100	RPI 101-150	RPI 150+				
13- 12	1- 5	1- 3	OVERALL	3- 3	1- 1	7- 0				
8- 6	0- 3	1- 0	HOME	0- 2	0- 1	7- 0				
4- 4	0- 2	0- 2	AWAY	3- 0	1- 0	0- 0				
1- 2	1- 0	0- 1	NEUTRAL	0- 1	0- 0	0- 0				
10- 4	1- 1	0- 1	NON-CONFERENCE	2- 2	0- 0	7- 0				
7- 1	0- 0	0- 0	HOME	0- 1	0- 0	7- 0				
2- 1	0- 1	0- 0	AWAY	2- 0	0- 0	0- 0				
1- 2	1- 0	0- 1	NEUTRAL	0- 1	0- 0	0- 0				
3- 8	0- 4	1- 2	CONFERENCE	1- 1	1- 1	0- 0				
1- 5	0- 3	1- 0	HOME	0- 1	0- 1	0- 0				
2- 3	0- 1	0- 2	AWAY	1- 0	1- 0	0- 0				
0- 0	0- 0	0- 0	NEUTRAL	0- 0	0- 0	0- 0				

RPI 1-25				RPI 26-50				RPI 51-100				RPI 101+ Team's RPI: 101			
RPI	S	Opponent	Score	RPI	S	Opponent	Score	RPI	S	Opponent	Score	RPI	S	Opponent	Score
1	H	Notre Dame	46 74	32	H	Miami (FL)	76 56	55	A	Auburn	69 52	123	A	Wake Forest	52 50
4	A	Ohio St.	73 93	37	A	North Carolina St.	52 63	57	H	Iowa	73 85	145	H	Pittsburgh	55 58
13	A	Florida St.	48 70	40	N	Rutgers	48 60	71	A	Middle Tenn.	70 66	226	H	Richmond	71 51
18	H	Louisville	41 59	47	A	Duke	52 67	79	A	Georgia Tech	78 67	250	H	Bowling Green	68 39
20	N	Green Bay	68 59					82	N	Tulane	62 67	273	H	Coppin St.	75 40
24	H	Syracuse	57 91					96	H	Virginia Tech	46 66	308	H	Charleston So.	85 65
LAST 12 Division I GAMES:															
24	H	Syracuse	57 91	79	A	Georgia Tech	78 67					318	H	Longwood	81 46
96	H	Virginia Tech	46 66	18	H	Louisville	41 59					341	H	NJIT	81 54
47	A	Duke	52 67	123	A	Wake Forest	52 50					346	H	Norfolk St.	86 50
37	A	North Carolina St.	52 63	1	H	Notre Dame	46 74								
145	H	Pittsburgh	55 58	32	H	Miami (FL)	76 56								
13	A	Florida St.	48 70	226	H	Richmond	71 51								

Non-Div I Games:

Virginia

■ Loss, 
 ■ Non-Conf, S Site, 
 ■ Home 
 ■ Away 
 N Neutral



Average RPI Win: 198		WON-LOST	WINNING	LAST 10	STRENGTH OF	OPP. STRENGTH	TEAM	ADJ.	CONF.	ADJ CONF.
Average RPI Loss: 45		RECORD	PCT. RANK	GAMES	SCHEDULE	OF SCHEDULE	RPI	RPI	RPI	RPI
DIV. I ONLY		15- 9	103	2- 8	107	54	96	96	5	5
DIV. I NON-CONF.		12- 1	9	1- 0	287	144	76	76	5	5
TOTALS		RPI 1-25	RPI 26-50		W-L RECORDS		RPI 51-100	RPI 101-150	RPI 150+	
15- 9	1- 4	0- 2		OVERALL		0- 2	3- 1	11- 0		
12- 3	0- 0	0- 2		HOME		0- 1	1- 0	11- 0		
3- 6	1- 4	0- 0		AWAY		0- 1	2- 1	0- 0		
0- 0	0- 0	0- 0		NEUTRAL		0- 0	0- 0	0- 0		
12- 1	1- 0	0- 0		NON-CONFERENCE		0- 1	1- 0	10- 0		
10- 0	0- 0	0- 0		HOME		0- 0	0- 0	10- 0		
2- 1	1- 0	0- 0		AWAY		0- 1	1- 0	0- 0		
0- 0	0- 0	0- 0		NEUTRAL		0- 0	0- 0	0- 0		
3- 8	0- 4	0- 2		CONFERENCE		0- 1	2- 1	1- 0		
2- 3	0- 0	0- 2		HOME		0- 1	1- 0	1- 0		
1- 5	0- 4	0- 0		AWAY		0- 0	1- 1	0- 0		
0- 0	0- 0	0- 0		NEUTRAL		0- 0	0- 0	0- 0		

RPI 1-25				RPI 26-50				RPI 51-100 Team's RPI: 96				RPI 101+			
RPI	S	Opponent	Score	RPI	S	Opponent	Score	RPI	S	Opponent	Score	RPI	S	Opponent	Score
1	A	Notre Dame	41 <b>80</b>	32	H	Miami (FL)	45 <b>57</b>	79	H	Georgia Tech	34 <b>51</b>	101	A	Virginia	66 46
13	A	Florida St.	50 <b>68</b>	37	H	North Carolina St.	61 <b>72</b>	91	A	Georgetown	56 <b>73</b>	106	A	North Carolina	67 <b>71</b>
14	A	Tennessee	57 43									107	H	Boston College	58 33
18	A	Louisville	45 <b>56</b>									131	A	Penn St.	64 59
24	A	Syracuse	39 <b>60</b>									164	H	George Mason	80 63
												183	H	Col. of Charleston	81 47
												199	H	Radford	47 40
												211	H	Furman	59 30
												217	H	Morgan St.	73 33
												223	H	Presbyterian	58 44
												240	H	Clemson	79 49
												257	H	Providence	62 46
												273	H	Coppin St.	72 39
												307	H	Wofford	73 42
												339	H	Mt. St. Mary's	59 42
LAST 12 Division I GAMES:															
106	A	North Carolina	67 <b>71</b>	37	H	North Carolina St.	61 <b>72</b>	240	H	Clemson	79 49				
101	A	Virginia	66 46					24	A	Syracuse	39 <b>60</b>				
79	H	Georgia Tech	34 <b>51</b>					18	A	Louisville	45 <b>56</b>				
13	A	Florida St.	50 <b>68</b>					107	H	Boston College	58 33				
32	H	Miami (FL)	45 <b>57</b>					211	H	Furman	59 30				
1	A	Notre Dame	41 <b>80</b>												

Non-Div I Games:

Virginia Tech

■ Loss, 
 ■ Non-Conf, 
 ■ S Site, 
 ■ H Home 
 ■ A Away 
 N Neutral

Average RPI Win:	341	WON-LOST	WINNING	LAST 10	STRENGTH OF	OPP. STRENGTH	TEAM	ADJ.	CONF.	ADJ CONF.
Average RPI Loss:	217	RECORD	PCT. RANK	GAMES	SCHEDULE	OF SCHEDULE	RPI	RPI	RPI	RPI
DIV. I ONLY	4- 20	323	2- 8	320	321	343	343	31	31	
DIV. I NON-CONF.	2- 9	296	0- 0	260	112	315	315	32	32	
TOTALS	RPI 1-25	RPI 26-50	W-L RECORDS	RPI 51-100	RPI 101-150	RPI 150+				
4- 20	0- 1	0- 1	OVERALL	0- 0	0- 2	4- 16				
3- 8	0- 0	0- 0	HOME	0- 0	0- 1	3- 7				
1- 12	0- 1	0- 1	AWAY	0- 0	0- 1	1- 9				
0- 0	0- 0	0- 0	NEUTRAL	0- 0	0- 0	0- 0				
2- 9	0- 1	0- 1	NON-CONFERENCE	0- 0	0- 2	2- 5				
2- 2	0- 0	0- 0	HOME	0- 0	0- 1	2- 1				
0- 7	0- 1	0- 1	AWAY	0- 0	0- 1	0- 4				
0- 0	0- 0	0- 0	NEUTRAL	0- 0	0- 0	0- 0				
2- 11	0- 0	0- 0	CONFERENCE	0- 0	0- 0	2- 11				
1- 6	0- 0	0- 0	HOME	0- 0	0- 0	1- 6				
1- 5	0- 0	0- 0	AWAY	0- 0	0- 0	1- 5				
0- 0	0- 0	0- 0	NEUTRAL	0- 0	0- 0	0- 0				

RPI 1-25				RPI 26-50				RPI 51-100				RPI 101+				Team's RPI: 343	
RPI	S	Opponent	Score	RPI	S	Opponent	Score	RPI	S	Opponent	Score	RPI	S	Opponent	Score		
4	A	Ohio St.	47 106	36	A	Penn	50 78					128	H	Stony Brook	62 73		
												145	A	Pittsburgh	41 67		
												157	A	Yale	60 78		
												160	H	Ole Miss	49 86		
												161	A	Old Dominion	57 71		
												195	A	Robert Morris	44 64		
												219	A	Columbia	48 67		
												225	A	Bryant	67 94		
												225	H	Bryant	71 82		
												253	A	Sacred Heart	62 73		
												253	H	Sacred Heart	73 77		
												272	A	Saint Francis (PA)	78 93		
												276	H	Central Conn. St.	52 62		
												303	H	Fairleigh Dickinson	57 73		
												320	H	LIU Brooklyn	63 73		
												321	A	Delaware St.	44 66		
												331	H	Lafayette	69 48		
												339	A	Mt. St. Mary's	55 64		
												339	H	Mt. St. Mary's	50 59		
												341	H	NJIT	76 53		
												345	A	St. Francis Brooklyn	82 78		
												345	H	St. Francis Brooklyn	70 53		
LAST 12 Division I GAMES:																	
225	A	Bryant	67 94	253	H	Sacred Heart	73 77										
339	H	Mt. St. Mary's	50 59	320	H	LIU Brooklyn	63 73										
303	H	Fairleigh Dickinson	57 73	276	H	Central Conn. St.	52 62										
345	A	St. Francis Brooklyn	82 78	253	A	Sacred Heart	62 73										
339	A	Mt. St. Mary's	55 64	225	H	Bryant	71 82										
345	H	St. Francis Brooklyn	70 53	195	A	Robert Morris	44 64										

Non-Div I Games:

Wagner

## Wake Forest

Through Games Of Feb. 13, 2016

Average RPI Win:	182	WON-LOST	WINNING	LAST 10	STRENGTH OF	OPP. STRENGTH	TEAM	ADJ.	CONF.	ADJ CONF.
Average RPI Loss:	65	RECORD	PCT. RANK	GAMES	SCHEDULE	OF SCHEDULE	RPI	RPI	RPI	RPI
DIV. I ONLY	14- 11	140	5- 5	144	34	123	123	5	5	
DIV. I NON-CONF.	9- 4	96	0- 0	301	90	184	184	5	5	
TOTALS	RPI 1-25	RPI 26-50	W-L RECORDS	RPI 51-100	RPI 101-150	RPI 150+				
14- 11	0- 3	1- 4	OVERALL	0- 0	5- 3	8- 1				
8- 5	0- 2	1- 0	HOME	0- 0	3- 3	4- 0				
5- 5	0- 1	0- 4	AWAY	0- 0	2- 0	3- 0				
1- 1	0- 0	0- 0	NEUTRAL	0- 0	0- 0	1- 1				
9- 4	0- 0	0- 1	NON-CONFERENCE	0- 0	2- 2	7- 1				
6- 2	0- 0	0- 0	HOME	0- 0	2- 2	4- 0				
2- 1	0- 0	0- 1	AWAY	0- 0	0- 0	2- 0				
1- 1	0- 0	0- 0	NEUTRAL	0- 0	0- 0	1- 1				
5- 7	0- 3	1- 3	CONFERENCE	0- 0	3- 1	1- 0				
2- 3	0- 2	1- 0	HOME	0- 0	1- 1	0- 0				
3- 4	0- 1	0- 3	AWAY	0- 0	2- 0	1- 0				
0- 0	0- 0	0- 0	NEUTRAL	0- 0	0- 0	0- 0				

RPI S	Opponent	Score	RPI S	Opponent	Score	RPI S	Opponent	Score	RPI S	Opponent	Score	Team's RPI: 123
13	H Florida St.	55 96	31	A Missouri	81 94				101	H Virginia	50 52	
18	A Louisville	54 78	32	A Miami (FL)	60 71				104	H Belmont	64 78	
24	H Syracuse	65 91	37	A North Carolina St.	47 64				106	H North Carolina	75 63	
			37	H North Carolina St.	63 58				107	A Boston College	65 59	
			47	A Duke	68 95				120	H LSU	60 57	
									140	H ETSU	69 52	
									145	A Pittsburgh	60 49	
									148	H Wisconsin	51 64	
									151	H Jacksonville	57 51	
									155	H Davidson	77 58	
									163	N Hampton	42 47	
									226	H Richmond	43 33	
									240	A Clemson	55 45	
									249	A American	71 70	
									279	H La Salle	61 53	
									290	A FIU	57 53	
									304	N Coastal Caro.	81 52	
LAST 12 Division I GAMES:												
240	A Clemson	55 45	106	H North Carolina	75 63							
37	H North Carolina St.	63 58	24	H Syracuse	65 91							
145	A Pittsburgh	60 49	32	A Miami (FL)	60 71							
18	A Louisville	54 78	101	H Virginia	50 52							
13	H Florida St.	55 96	47	A Duke	68 95							
107	A Boston College	65 59	37	A North Carolina St.	47 64							

Non-Div I Games:

Wake Forest

■ Loss, 
 ■ Non-Conf, 
 ■ S Site, 
 ■ H Home 
 ■ A Away 
 N Neutral

Average RPI Win:	120	WON-LOST	WINNING	LAST 10	STRENGTH OF	OPP. STRENGTH	TEAM	ADJ.	CONF.	ADJ CONF.
Average RPI Loss:	29	RECORD	PCT. RANK	GAMES	SCHEDULE	OF SCHEDULE	RPI	RPI	RPI	RPI
DIV. I ONLY	17- 7	62	6- 4	20	16	28	28	1	1	
DIV. I NON-CONF.	9- 2	37	0- 0	53	119	39	39	1	1	
TOTALS	RPI 1-25	RPI 26-50	W-L RECORDS	RPI 51-100	RPI 101-150	RPI 150+				
17- 7	1- 4	2- 1	OVERALL	6- 2	3- 0	5- 0				
10- 4	1- 2	1- 1	HOME	3- 1	1- 0	4- 0				
6- 2	0- 1	1- 0	AWAY	3- 1	1- 0	1- 0				
1- 1	0- 1	0- 0	NEUTRAL	0- 0	1- 0	0- 0				
9- 2	0- 1	0- 1	NON-CONFERENCE	3- 0	2- 0	4- 0				
6- 1	0- 0	0- 1	HOME	2- 0	0- 0	4- 0				
2- 0	0- 0	0- 0	AWAY	1- 0	1- 0	0- 0				
1- 1	0- 1	0- 0	NEUTRAL	0- 0	1- 0	0- 0				
8- 5	1- 3	2- 0	CONFERENCE	3- 2	1- 0	1- 0				
4- 3	1- 2	1- 0	HOME	1- 1	1- 0	0- 0				
4- 2	0- 1	1- 0	AWAY	2- 1	0- 0	1- 0				
0- 0	0- 0	0- 0	NEUTRAL	0- 0	0- 0	0- 0				

RPI S	Opponent	Score	RPI S	Opponent	Score	Team's RPI: 28	RPI S	Opponent	Score	RPI S	Opponent	Score
6	A Stanford	53 69	29	H Oklahoma	68 71		56	H Santa Clara	100 55	109	H Arizona	63 47
8	H Oregon St.	53 61	38	A Southern California	61 53		58	H Oregon	63 75	133	N Texas Tech	77 73
9	H Arizona St.	61 68	38	H Southern California	69 60		67	H UC Riverside	78 43	142	A Fresno St.	89 79
10	H UCLA	64 56					69	A Washington St.	79 64	175	A Colorado	76 74
24	N Syracuse	62 66					69	H Washington St.	69 63	191	H Weber St.	69 56
							70	A Utah	83 88	246	H San Diego St.	80 51
							76	A California	75 65	254	H Seattle	96 55
							80	A South Dakota	77 64	282	H Portland	83 65
LAST 12 Division I GAMES:												
38	A Southern California	61 53	38	H Southern California	69 60		10	H UCLA	64 56			
58	H Oregon	63 75					109	H Arizona	63 47			
8	H Oregon St.	53 61					9	H Arizona St.	61 68			
76	A California	75 65					70	A Utah	83 88			
6	A Stanford	53 69					175	A Colorado	76 74			
69	H Washington St.	69 63										

Non-Div I Games:

Washington

■ Loss, 
■ Non-Conf, 
■ S Site, 
■ H Home 
■ A Away 
N Neutral

Average RPI Win:	159	WON-LOST	WINNING	LAST 10	STRENGTH OF	OPP. STRENGTH	TEAM	ADJ.	CONF.	ADJ CONF.
Average RPI Loss:	32	RECORD	PCT. RANK	GAMES	SCHEDULE	OF SCHEDULE	RPI	RPI	RPI	RPI
DIV. I ONLY	12- 12	168	2- 8	28	14	69	69	1	1	
DIV. I NON-CONF.	9- 2	37	0- 0	110	91	24	24	1	1	
TOTALS	RPI 1-25	RPI 26-50	W-L RECORDS	RPI 51-100	RPI 101-150	RPI 150+				
12- 12	0- 6	1- 2	OVERALL	2- 4	3- 0	6- 0				
6- 5	0- 3	1- 1	HOME	1- 1	1- 0	3- 0				
5- 7	0- 3	0- 1	AWAY	1- 3	2- 0	2- 0				
1- 0	0- 0	0- 0	NEUTRAL	0- 0	0- 0	1- 0				
9- 2	0- 1	0- 0	NON-CONFERENCE	2- 1	2- 0	5- 0				
4- 0	0- 0	0- 0	HOME	1- 0	0- 0	3- 0				
4- 2	0- 1	0- 0	AWAY	1- 1	2- 0	1- 0				
1- 0	0- 0	0- 0	NEUTRAL	0- 0	0- 0	1- 0				
3- 10	0- 5	1- 2	CONFERENCE	0- 3	1- 0	1- 0				
2- 5	0- 3	1- 1	HOME	0- 1	1- 0	0- 0				
1- 5	0- 2	0- 1	AWAY	0- 2	0- 0	1- 0				
0- 0	0- 0	0- 0	NEUTRAL	0- 0	0- 0	0- 0				

RPI S Opponent Score	RPI S Opponent Score	RPI S Opponent Score	RPI S Opponent Score
6 A Stanford 52 69	28 A Washington 63 69	58 H Oregon 48 73	109 H Arizona 67 46
8 H Oregon St. 45 54	28 H Washington 64 79	59 A St. Mary's (CA) 71 75	127 A Hawaii 62 52
9 H Arizona St. 45 63	38 H Southern California 73 61	70 A Utah 71 73	138 A Boise St. 57 52
10 A UCLA 61 73		76 A California 71 74	163 H Hampton 68 61
10 H UCLA 73 75		84 A San Diego 78 72	175 A Colorado 74 66
16 A Oklahoma St. 60 70		95 H Gonzaga 55 48	190 A Kansas 66 53
			194 H San Jose St. 95 80
			260 H UC Santa Barbara 61 44
			329 N Nevada 70 57
LAST 12 Division I GAMES:			
10 A UCLA 61 73	10 H UCLA 73 75		
8 H Oregon St. 45 54	38 H Southern California 73 61		
58 H Oregon 48 73	9 H Arizona St. 45 63		
6 A Stanford 52 69	109 H Arizona 67 46		
76 A California 71 74	175 A Colorado 74 66		
28 A Washington 63 69	70 A Utah 71 73		

Non-Div I Games:

Washington St.

■ Loss, 
■ Non-Conf, 
■ S Site, 
■ H Home 
■ A Away 
N Neutral

Average RPI Win: <b>255</b>	WON-LOST	WINNING	LAST 10	STRENGTH OF	OPP. STRENGTH	TEAM	ADJ.	CONF.	ADJ CONF.
Average RPI Loss: <b>133</b>	RECORD	PCT. RANK	GAMES	SCHEDULE	OF SCHEDULE	RPI	RPI	RPI	RPI
DIV. I ONLY	14- 7	83	6- 4	344	90	191	191	20	20
DIV. I NON-CONF.	6- 3	100	0- 0	313	89	168	168	21	21
TOTALS	RPI 1-25	RPI 26-50	W-L RECORDS	RPI 51-100	RPI 101-150	RPI 150+			
14- 7	0- 1	0- 1	OVERALL	0- 0	1- 1	13- 4			
4- 4	0- 1	0- 0	HOME	0- 0	0- 1	4- 2			
9- 3	0- 0	0- 1	AWAY	0- 0	1- 0	8- 2			
1- 0	0- 0	0- 0	NEUTRAL	0- 0	0- 0	1- 0			
6- 3	0- 1	0- 1	NON-CONFERENCE	0- 0	0- 0	6- 1			
1- 2	0- 1	0- 0	HOME	0- 0	0- 0	1- 1			
4- 1	0- 0	0- 1	AWAY	0- 0	0- 0	4- 0			
1- 0	0- 0	0- 0	NEUTRAL	0- 0	0- 0	1- 0			
8- 4	0- 0	0- 0	CONFERENCE	0- 0	1- 1	7- 3			
3- 2	0- 0	0- 0	HOME	0- 0	0- 1	3- 1			
5- 2	0- 0	0- 0	AWAY	0- 0	1- 0	4- 2			
0- 0	0- 0	0- 0	NEUTRAL	0- 0	0- 0	0- 0			

RPI 1-25				RPI 26-50				RPI 51-100				RPI 101+ Team's RPI: 191			
RPI	S	Opponent	Score	RPI	S	Opponent	Score	RPI	S	Opponent	Score	RPI	S	Opponent	Score
12	H	BYU	51 <b>68</b>	28	A	Washington	56 <b>69</b>					130	A	North Dakota	62 56
												130	H	North Dakota	78 <b>85</b>
												170	A	Northern Colo.	63 <b>65</b>
												170	H	Northern Colo.	82 79
												183	H	Col. of Charleston	42 <b>50</b>
												188	A	Sacramento St.	64 <b>87</b>
												188	H	Sacramento St.	77 66
												221	H	Utah Valley	61 56
												222	A	Idaho St.	61 46
												222	H	Idaho St.	57 <b>58</b>
												224	A	North Texas	45 38
												234	N	Stephen F. Austin	56 46
												271	A	Northern Ariz.	76 56
												282	A	Portland	57 55
												310	A	Denver	61 49
												325	A	Portland St.	75 58
												325	H	Portland St.	102 73
												330	A	Southern Utah	69 51
												338	A	Cal St. Fullerton	60 40
LAST 12 Division I GAMES:															
325	A	Portland St.	75 58	222	H	Idaho St.	57 <b>58</b>								
188	A	Sacramento St.	64 <b>87</b>	188	H	Sacramento St.	77 66								
130	H	North Dakota	78 <b>85</b>	325	H	Portland St.	102 73								
170	H	Northern Colo.	82 79	170	A	Northern Colo.	63 <b>65</b>								
330	A	Southern Utah	69 51	130	A	North Dakota	62 56								
271	A	Northern Ariz.	76 56	222	A	Idaho St.	61 46								

Non-Div I Games: Westminster (UT) 79 46 Bethesda (CA) 86 60

Weber St.

■ Loss, 
 ■ Non-Conf, S Site, 
 ■ Home 
 ■ Away 
 N Neutral

Average RPI Win:	165	WON-LOST	WINNING	LAST 10	STRENGTH OF	OPP. STRENGTH	TEAM	ADJ.	CONF.	ADJ CONF.
Average RPI Loss:	28	RECORD	PCT. RANK	GAMES	SCHEDULE	OF SCHEDULE	RPI	RPI	RPI	RPI
DIV. I ONLY	19- 7	57	6- 4	56	51	34	34	3	3	
DIV. I NON-CONF.	11- 2	28	0- 0	162	207	55	55	3	3	
TOTALS	RPI 1-25	RPI 26-50	W-L RECORDS	RPI 51-100	RPI 101-150	RPI 150+				
19- 7	0- 4	4- 2	OVERALL	2- 1	4- 0	9- 0				
10- 2	0- 2	1- 0	HOME	1- 0	2- 0	6- 0				
4- 4	0- 2	1- 1	AWAY	1- 1	1- 0	1- 0				
5- 1	0- 0	2- 1	NEUTRAL	0- 0	1- 0	2- 0				
11- 2	0- 0	2- 1	NON-CONFERENCE	1- 1	1- 0	7- 0				
6- 0	0- 0	0- 0	HOME	1- 0	0- 0	5- 0				
0- 1	0- 0	0- 0	AWAY	0- 1	0- 0	0- 0				
5- 1	0- 0	2- 1	NEUTRAL	0- 0	1- 0	2- 0				
8- 5	0- 4	2- 1	CONFERENCE	1- 0	3- 0	2- 0				
4- 2	0- 2	1- 0	HOME	0- 0	2- 0	1- 0				
4- 3	0- 2	1- 1	AWAY	1- 0	1- 0	1- 0				
0- 0	0- 0	0- 0	NEUTRAL	0- 0	0- 0	0- 0				

RPI 1-25				RPI 26-50				Team's RPI: 34	RPI 51-100				RPI 101+			
RPI	S	Opponent	Score	RPI	S	Opponent	Score		RPI	S	Opponent	Score	RPI	S	Opponent	Score
5	A	Baylor	64 69	29	A	Oklahoma	54 57		72	H	Elon	67 57	102	H	Iowa St.	57 47
5	H	Baylor	61 71	38	N	Southern California	67 78		93	A	TCU	97 84	133	A	Texas Tech	69 42
7	H	Texas	54 65	43	N	Indiana	75 64		95	A	Gonzaga	57 62	133	H	Texas Tech	79 57
16	A	Oklahoma St.	51 63	48	N	James Madison	69 62						139	N	Marshall	66 60
				49	A	Kansas St.	72 53						157	N	Yale	70 60
				49	H	Kansas St.	64 44						190	A	Kansas	65 45
													190	H	Kansas	72 35
													229	N	Grand Canyon	68 50
													273	H	Coppin St.	96 64
													295	H	Morehead St.	94 56
													303	H	Fairleigh Dickinson	91 42
													318	H	Longwood	74 43
													321	H	Delaware St.	77 34
LAST 12 Division I GAMES:																
16	A	Oklahoma St.	51 63	93	A	TCU	97 84									
102	H	Iowa St.	57 47	190	H	Kansas	72 35									
49	H	Kansas St.	64 44	5	A	Baylor	64 69									
133	A	Texas Tech	69 42	133	H	Texas Tech	79 57									
5	H	Baylor	61 71	49	A	Kansas St.	72 53									
29	A	Oklahoma	54 57	190	A	Kansas	65 45									

Non-Div I Games:

West Virginia

Average RPI Win:	299	WON-LOST	WINNING	LAST 10	STRENGTH OF	OPP. STRENGTH	TEAM	ADJ.	CONF.	ADJ CONF.
Average RPI Loss:	158	RECORD	PCT. RANK	GAMES	SCHEDULE	OF SCHEDULE	RPI	RPI	RPI	RPI
DIV. I ONLY	3- 19	336	2- 8	98	292	298	298	17	17	
DIV. I NON-CONF.	1- 10	330	0- 0	139	345	307	307	16	16	
TOTALS	RPI 1-25	RPI 26-50	W-L RECORDS	RPI 51-100	RPI 101-150	RPI 150+				
3- 19	0- 0	0- 2	OVERALL	0- 2	0- 7	3- 8				
2- 7	0- 0	0- 0	HOME	0- 1	0- 4	2- 2				
0- 12	0- 0	0- 2	AWAY	0- 1	0- 3	0- 6				
1- 0	0- 0	0- 0	NEUTRAL	0- 0	0- 0	1- 0				
1- 10	0- 0	0- 2	NON-CONFERENCE	0- 0	0- 1	1- 7				
0- 2	0- 0	0- 0	HOME	0- 0	0- 1	0- 1				
0- 8	0- 0	0- 2	AWAY	0- 0	0- 0	0- 6				
1- 0	0- 0	0- 0	NEUTRAL	0- 0	0- 0	1- 0				
2- 9	0- 0	0- 0	CONFERENCE	0- 2	0- 6	2- 1				
2- 5	0- 0	0- 0	HOME	0- 1	0- 3	2- 1				
0- 4	0- 0	0- 0	AWAY	0- 1	0- 3	0- 0				
0- 0	0- 0	0- 0	NEUTRAL	0- 0	0- 0	0- 0				

RPI S	Opponent	Score	RPI S	Opponent	Score	RPI S	Opponent	Score	RPI S	Opponent	Score	Team's RPI: 298
37	A North Carolina St.	55 86	60	A Chattanooga	59 77	119	A Mercer	42 63				
47	A Duke	47 84	60	H Chattanooga	51 65	119	H Mercer	88 92				
						122	A Samford	52 57				
						122	H Samford	42 59				
						126	H UNC Asheville	45 67				
						140	A ETSU	62 74				
						140	H ETSU	43 45				
						155	A Davidson	51 64				
						201	A Eastern Ky.	62 91				
						205	A USC Upstate	59 68				
						211	H Furman	76 83				
						252	H Bethune-Cookman	59 66				
						281	A Campbell	66 73				
						291	H UNCG	84 72				
						297	A Kennesaw St.	53 65				
						299	N Florida A&M	69 53				
						307	H Wofford	74 72				
						308	A Charleston So.	59 80				
LAST 12 Division I GAMES:												
60	H Chattanooga	51 65	211	H Furman	76 83							
140	H ETSU	43 45	140	A ETSU	62 74							
122	A Samford	52 57	60	A Chattanooga	59 77							
119	A Mercer	42 63	119	H Mercer	88 92							
291	H UNCG	84 72	122	H Samford	42 59							
307	H Wofford	74 72	205	A USC Upstate	59 68							

Non-Div I Games: Anderson (SC) 72 55 Brevard 68 60 Warren Wilson 106 52

Western Caro.



Average RPI Win:	283	WON-LOST	WINNING	LAST 10	STRENGTH OF	OPP. STRENGTH	TEAM	ADJ.	CONF.	ADJ CONF.
Average RPI Loss:	142	RECORD	PCT. RANK	GAMES	SCHEDULE	OF SCHEDULE	RPI	RPI	RPI	RPI
DIV. I ONLY	12- 11	157	6- 4	307	229	227	227	18	18	
DIV. I NON-CONF.	5- 6	180	0- 0	293	240	242	242	19	19	
TOTALS	RPI 1-25	RPI 26-50	W-L RECORDS	RPI 51-100	RPI 101-150	RPI 150+				
12- 11	0- 0	0- 1	OVERALL	0- 3	1- 3	11- 4				
6- 4	0- 0	0- 0	HOME	0- 1	1- 1	5- 2				
5- 6	0- 0	0- 1	AWAY	0- 2	0- 2	5- 1				
1- 1	0- 0	0- 0	NEUTRAL	0- 0	0- 0	1- 1				
5- 6	0- 0	0- 1	NON-CONFERENCE	0- 1	0- 1	5- 3				
2- 2	0- 0	0- 0	HOME	0- 0	0- 0	2- 2				
2- 3	0- 0	0- 1	AWAY	0- 1	0- 1	2- 0				
1- 1	0- 0	0- 0	NEUTRAL	0- 0	0- 0	1- 1				
7- 5	0- 0	0- 0	CONFERENCE	0- 2	1- 2	6- 1				
4- 2	0- 0	0- 0	HOME	0- 1	1- 1	3- 0				
3- 3	0- 0	0- 0	AWAY	0- 1	0- 1	3- 1				
0- 0	0- 0	0- 0	NEUTRAL	0- 0	0- 0	0- 0				

RPI S	Opponent	Score	RPI S	Opponent	Score	RPI S	Opponent	Score	RPI S	Opponent	Score	Team's RPI: 227
49	A Kansas St.	45 84	57	A Iowa	81 96	116	A IUPUI	87 96	116	H IUPUI	60 68	
			63	A South Dakota St.	63 85	130	A North Dakota	67 78	141	H Oral Roberts	72 61	
			80	H South Dakota	77 102	167	H SIUE	78 74	202	H Southeast Mo. St.	84 89	
						203	H Ill.-Chicago	70 78	252	N Bethune-Cookman	75 59	
						262	A Omaha	66 79	262	H Omaha	74 55	
						287	N Towson	77 83	310	A Denver	80 69	
						310	H Denver	63 60	314	A Illinois St.	79 64	
						315	A North Dakota St.	94 82	328	A IPFW	78 74	
						328	H IPFW	88 87	336	H Chicago St.	88 50	
						337	A Eastern Ill.	92 69				
LAST 12 Division I GAMES:												
310	A Denver	80 69	315	A North Dakota St.	94 82							
116	A IUPUI	87 96	310	H Denver	63 60							
328	H IPFW	88 87	116	H IUPUI	60 68							
262	H Omaha	74 55	328	A IPFW	78 74							
80	H South Dakota	77 102	262	A Omaha	66 79							
63	A South Dakota St.	63 85	141	H Oral Roberts	72 61							

Non-Div I Games: Ashford 86 58 Central Methodist 108 46

Western Ill.

Loss, Non-Conf, S Site, H Home A Away N Neutral

Average RPI Win:	183	WON-LOST	WINNING	LAST 10	STRENGTH OF	OPP. STRENGTH	TEAM	ADJ.	CONF.	ADJ CONF.
Average RPI Loss:	85	RECORD	PCT. RANK	GAMES	SCHEDULE	OF SCHEDULE	RPI	RPI	RPI	RPI
DIV. I ONLY	17- 4	29	8- 2	158	102	54	54	12	12	
DIV. I NON-CONF.	8- 2	51	1- 0	196	111	53	53	10	10	
TOTALS	RPI 1-25	RPI 26-50	W-L RECORDS	RPI 51-100	RPI 101-150	RPI 150+				
17- 4	1- 0	0- 1	OVERALL	1- 2	4- 0	11- 1				
10- 1	1- 0	0- 1	HOME	1- 0	2- 0	6- 0				
6- 3	0- 0	0- 0	AWAY	0- 2	2- 0	4- 1				
1- 0	0- 0	0- 0	NEUTRAL	0- 0	0- 0	1- 0				
8- 2	1- 0	0- 0	NON-CONFERENCE	0- 1	2- 0	5- 1				
4- 0	1- 0	0- 0	HOME	0- 0	1- 0	2- 0				
3- 2	0- 0	0- 0	AWAY	0- 1	1- 0	2- 1				
1- 0	0- 0	0- 0	NEUTRAL	0- 0	0- 0	1- 0				
9- 2	0- 0	0- 1	CONFERENCE	1- 1	2- 0	6- 0				
6- 1	0- 0	0- 1	HOME	1- 0	1- 0	4- 0				
3- 1	0- 0	0- 0	AWAY	0- 1	1- 0	2- 0				
0- 0	0- 0	0- 0	NEUTRAL	0- 0	0- 0	0- 0				

RPI S	Opponent	Score	RPI S	Opponent	Score	RPI S	Opponent	Score	RPI S	Opponent	Score
18	H Louisville	71 69	30	H UTEP	78 85	71	A Middle Tenn.	75 83	104	H Belmont	80 65
						78	A Ball St.	60 74	139	H Marshall	81 52
						90	H Charlotte	77 66	144	A UAB	63 49
									146	A UT Arlington	73 64
									160	A Ole Miss	53 59
									161	H Old Dominion	68 51
									164	N George Mason	84 58
									171	A Fla. Atlantic	81 62
									183	A Col. of Charleston	78 44
									201	H Eastern Ky.	76 60
									224	H North Texas	65 53
									237	H Rice	52 49
									241	H UTSA	72 65
									269	H Austin Peay	88 69
									290	A FIU	71 69
									335	A Lipscomb	64 56
LAST 12 Division I GAMES:											
30	H UTEP	78 85	224	H North Texas	65 53						
241	H UTSA	72 65	237	H Rice	52 49						
71	A Middle Tenn.	75 83	171	A Fla. Atlantic	81 62						
144	A UAB	63 49	290	A FIU	71 69						
90	H Charlotte	77 66	139	H Marshall	81 52						
161	H Old Dominion	68 51	104	H Belmont	80 65						

Non-Div I Games: Alas. Anchorage 62 58

Western Ky.

■ Loss, 
 ■ Non-Conf, S Site, 
 ■ Home 
 ■ Away 
 N Neutral

Average RPI Win:	243	WON-LOST	WINNING	LAST 10	STRENGTH OF	OPP. STRENGTH	TEAM	ADJ.	CONF.	ADJ CONF.
Average RPI Loss:	71	RECORD	PCT. RANK	GAMES	SCHEDULE	OF SCHEDULE	RPI	RPI	RPI	RPI
DIV. I ONLY	13- 10	132	6- 4	143	152	115	115	11	11	
DIV. I NON-CONF.	6- 4	125	0- 0	146	188	107	107	13	13	
TOTALS	RPI 1-25	RPI 26-50	W-L RECORDS	RPI 51-100	RPI 101-150	RPI 150+				
13- 10	0- 2	0- 1	OVERALL	0- 4	3- 3	10- 0				
6- 2	0- 0	0- 0	HOME	0- 1	1- 1	5- 0				
6- 6	0- 1	0- 1	AWAY	0- 2	2- 2	4- 0				
1- 2	0- 1	0- 0	NEUTRAL	0- 1	0- 0	1- 0				
6- 4	0- 2	0- 0	NON-CONFERENCE	0- 2	1- 0	5- 0				
2- 0	0- 0	0- 0	HOME	0- 0	0- 0	2- 0				
3- 2	0- 1	0- 0	AWAY	0- 1	1- 0	2- 0				
1- 2	0- 1	0- 0	NEUTRAL	0- 1	0- 0	1- 0				
7- 6	0- 0	0- 1	CONFERENCE	0- 2	2- 3	5- 0				
4- 2	0- 0	0- 0	HOME	0- 1	1- 1	3- 0				
3- 4	0- 0	0- 1	AWAY	0- 1	1- 2	2- 0				
0- 0	0- 0	0- 0	NEUTRAL	0- 0	0- 0	0- 0				

RPI 1-25			RPI 26-50			RPI 51-100			RPI 101+			Team's RPI: 115
RPI	S	Opponent	Score	RPI	S	Opponent	Score	RPI	S	Opponent	Score	
23	N	Mississippi St.	68 90	27	A	Ohio	63 73	66	N	FGCU	42 60	111 A Eastern Mich. 66 70
25	A	Michigan St.	40 78					68	A	Central Mich.	51 53	113 A Toledo 73 80
								78	H	Ball St.	53 77	113 H Toledo 68 80
								87	A	Northwestern	62 86	118 H Akron 69 65
												136 A Buffalo 92 78
												150 A Loyola Chicago 68 45
												176 H Detroit 70 66
												210 N Gardner-Webb 71 44
												250 A Bowling Green 65 49
												250 H Bowling Green 74 45
												263 H Miami (OH) 80 66
												305 A Bradley 72 59
												317 A Kent St. 65 53
												317 H Kent St. 73 52
												328 A IPFW 70 48
												336 H Chicago St. 65 56
LAST 12 Division I GAMES:												
118	H	Akron	69 65	78	H	Ball St.	53 77					
250	A	Bowling Green	65 49	136	A	Buffalo	92 78					
111	A	Eastern Mich.	66 70	263	H	Miami (OH)	80 66					
113	H	Toledo	68 80	317	H	Kent St.	73 52					
317	A	Kent St.	65 53	113	A	Toledo	73 80					
68	A	Central Mich.	51 53	250	H	Bowling Green	74 45					

Non-Div I Games: Ferris St. 73 41 Wis.-Parkside 56 49

Western Mich.

Average RPI Win: 261		WON-LOST	WINNING	LAST 10	STRENGTH OF	OPP. STRENGTH	TEAM	ADJ.	CONF.	ADJ CONF.
Average RPI Loss: 163		RECORD	PCT. RANK	GAMES	SCHEDULE	OF SCHEDULE	RPI	RPI	RPI	RPI
DIV. I ONLY		5- 18	300	1- 3	200	208	301	301	21	21
DIV. I NON-CONF.		3- 8	258	1- 0	158	213	262	262	17	17
TOTALS	RPI 1-25	RPI 26-50		W-L RECORDS		RPI 51-100	RPI 101-150	RPI 150+		
5- 18	0- 1	0- 2		OVERALL		0- 3	1- 4	4- 8		
4- 8	0- 1	0- 1		HOME		0- 2	1- 1	3- 3		
1- 9	0- 0	0- 1		AWAY		0- 1	0- 3	1- 4		
0- 1	0- 0	0- 0		NEUTRAL		0- 0	0- 0	0- 1		
3- 8	0- 1	0- 2		NON-CONFERENCE		0- 0	0- 1	3- 4		
2- 4	0- 1	0- 1		HOME		0- 0	0- 0	2- 2		
1- 3	0- 0	0- 1		AWAY		0- 0	0- 1	1- 1		
0- 1	0- 0	0- 0		NEUTRAL		0- 0	0- 0	0- 1		
2- 10	0- 0	0- 0		CONFERENCE		0- 3	1- 3	1- 4		
2- 4	0- 0	0- 0		HOME		0- 2	1- 1	1- 1		
0- 6	0- 0	0- 0		AWAY		0- 1	0- 2	0- 3		
0- 0	0- 0	0- 0		NEUTRAL		0- 0	0- 0	0- 0		

RPI 1-25				RPI 26-50				RPI 51-100				RPI 101+				Team's RPI: 301	
RPI	S	Opponent	Score	RPI	S	Opponent	Score	RPI	S	Opponent	Score	RPI	S	Opponent	Score		
14	H	Tennessee	51 58	31	H	Missouri	37 57	83	H	Missouri St.	57 77	121	A	Creighton	54 79		
				45	A	Arkansas St.	40 67	100	A	Drake	59 81	125	A	UNI	48 69		
								100	H	Drake	56 87	125	H	UNI	44 55		
												143	H	Southern Ill.	57 48		
												150	A	Loyola Chicago	55 60		
												173	H	Eastern Wash.	62 67		
												202	H	Southeast Mo. St.	62 66		
												226	N	Richmond	50 63		
												248	A	Indiana St.	33 59		
												266	H	N.C. A&T	55 53		
												274	A	Tennessee Tech	48 54		
												285	H	Prairie View	64 36		
												290	A	FIU	76 62		
												305	A	Bradley	44 50		
												305	H	Bradley	50 55		
												314	A	Illinois St.	49 70		
												323	H	Evansville	58 50		
LAST 12 Division I GAMES:																	
				290	A	FIU	76 62					143	H	Southern Ill.	57 48		
				305	H	Bradley	50 55					305	A	Bradley	44 50		
				125	A	UNI	48 69					150	A	Loyola Chicago	55 60		
				100	A	Drake	59 81					100	H	Drake	56 87		
				83	H	Missouri St.	57 77					125	H	UNI	44 55		
				323	H	Evansville	58 50					314	A	Illinois St.	49 70		

Non-Div I Games:

Wichita St.

Loss, Non-Conf, S Site, H Home A Away N Neutral

William & Mary

Through Games Of Feb. 13, 2016

Average RPI Win:	247	WON-LOST	WINNING	LAST 10	STRENGTH OF	OPP. STRENGTH	TEAM	ADJ.	CONF.	ADJ CONF.
Average RPI Loss:	142	RECORD	PCT. RANK	GAMES	SCHEDULE	OF SCHEDULE	RPI	RPI	RPI	RPI
DIV. I ONLY	13- 10	132	2- 8	313	178	200	200	13	13	
DIV. I NON-CONF.	9- 2	37	0- 0	345	296	158	158	12	12	
TOTALS	RPI 1-25	RPI 26-50	W-L RECORDS	RPI 51-100	RPI 101-150	RPI 150+				
13- 10	0- 0	1- 0	OVERALL	0- 5	0- 0	12- 5				
8- 3	0- 0	1- 0	HOME	0- 2	0- 0	7- 1				
5- 7	0- 0	0- 0	AWAY	0- 0	0- 0	5- 2				
0- 0	0- 0	0- 0	NEUTRAL	0- 0	0- 0	0- 0				
9- 2	0- 0	0- 0	NON-CONFERENCE	0- 1	0- 0	9- 1				
5- 0	0- 0	0- 0	HOME	0- 0	0- 0	5- 0				
4- 2	0- 0	0- 0	AWAY	0- 1	0- 0	4- 1				
0- 0	0- 0	0- 0	NEUTRAL	0- 0	0- 0	0- 0				
4- 8	0- 0	1- 0	CONFERENCE	0- 4	0- 0	3- 4				
3- 3	0- 0	1- 0	HOME	0- 2	0- 0	2- 1				
1- 5	0- 0	0- 0	AWAY	0- 2	0- 0	1- 3				
0- 0	0- 0	0- 0	NEUTRAL	0- 0	0- 0	0- 0				

RPI S	Opponent	Score	RPI S	Opponent	Score	RPI S	Opponent	Score	RPI S	Opponent	Score	Team's RPI: 200
48	H James Madison	65 59	65	A Hofstra	45 75	161	H Old Dominion	75 64				
			65	H Hofstra	53 61	183	H Col. of Charleston	51 55				
			72	A Elon	51 73	184	A Delaware	63 67				
			85	H Drexel	50 67	186	A Northeastern	68 69				
			97	A VCU	47 73	186	H Northeastern	69 62				
						212	H Grambling	74 55				
						226	A Richmond	50 56				
						240	A Clemson	58 41				
						249	H American	62 51				
						259	A Loyola Maryland	62 61				
						261	A UNCW	44 59				
						261	H UNCW	77 65				
						287	A Towson	73 54				
						307	H Wofford	75 55				
						321	A Delaware St.	65 59				
						339	A Mt. St. Mary's	76 74				
						346	H Norfolk St.	67 47				
LAST 12 Division I GAMES:												
65	H Hofstra	53 61	261	H UNCW	77 65							
261	A UNCW	44 59	65	A Hofstra	45 75							
72	A Elon	51 73	186	A Northeastern	68 69							
186	H Northeastern	69 62	85	H Drexel	50 67							
183	H Col. of Charleston	51 55	287	A Towson	73 54							
184	A Delaware	63 67	48	H James Madison	65 59							

Non-Div I Games:

William & Mary

Loss, Non-Conf, S Site, H Home A Away N Neutral



Average RPI Win:	137	WON-LOST	WINNING	LAST 10	STRENGTH OF	OPP. STRENGTH	TEAM	ADJ.	CONF.	ADJ CONF.
Average RPI Loss:	68	RECORD	PCT. RANK	GAMES	SCHEDULE	OF SCHEDULE	RPI	RPI	RPI	RPI
DIV. I ONLY	7- 16	273	2- 8	17	25	148	148	4	4	
DIV. I NON-CONF.	4- 6	201	0- 0	50	87	151	151	4	4	
TOTALS	RPI 1-25	RPI 26-50	W-L RECORDS	RPI 51-100	RPI 101-150	RPI 150+				
7- 16	0- 6	1- 2	OVERALL	1- 6	2- 0	3- 2				
5- 7	0- 4	1- 0	HOME	1- 3	1- 0	2- 0				
1- 9	0- 2	0- 2	AWAY	0- 3	1- 0	0- 2				
1- 0	0- 0	0- 0	NEUTRAL	0- 0	0- 0	1- 0				
4- 6	0- 2	0- 1	NON-CONFERENCE	0- 2	1- 0	3- 1				
2- 3	0- 2	0- 0	HOME	0- 1	0- 0	2- 0				
1- 3	0- 0	0- 1	AWAY	0- 1	1- 0	0- 1				
1- 0	0- 0	0- 0	NEUTRAL	0- 0	0- 0	1- 0				
3- 10	0- 4	1- 1	CONFERENCE	1- 4	1- 0	0- 1				
3- 4	0- 2	1- 0	HOME	1- 2	1- 0	0- 0				
0- 6	0- 2	0- 1	AWAY	0- 2	0- 0	0- 1				
0- 0	0- 0	0- 0	NEUTRAL	0- 0	0- 0	0- 0				

RPI 1-25				RPI 26-50				RPI 51-100				RPI 101+ Team's RPI: 148			
RPI	S	Opponent	Score	RPI	S	Opponent	Score	RPI	S	Opponent	Score	RPI	S	Opponent	Score
4	A	Ohio St.	61 87	40	A	Rutgers	41 61	51	H	Purdue	64 57	123	A	Wake Forest	64 51
11	H	Maryland	65 90	43	H	Indiana	73 69	57	H	Iowa	54 57	131	H	Penn St.	82 62
19	H	Florida	75 91	50	A	Dayton	64 87	74	A	Nebraska	62 75	166	A	Illinois	65 71
20	H	Green Bay	58 72					77	A	Michigan	65 82	174	H	Louisiana Tech	79 65
25	A	Michigan St.	67 77					81	H	Minnesota	77 84	184	N	Delaware	54 52
25	H	Michigan St.	54 77					86	A	Marquette	61 77	246	A	San Diego St.	57 63
								100	H	Drake	70 89	251	H	Northern Ill.	89 62
LAST 12 Division I GAMES:															
77	A	Michigan	65 82	11	H	Maryland	65 90								
51	H	Purdue	64 57	166	A	Illinois	65 71								
4	A	Ohio St.	61 87	57	H	Iowa	54 57								
25	H	Michigan St.	54 77	131	H	Penn St.	82 62								
74	A	Nebraska	62 75	40	A	Rutgers	41 61								
81	H	Minnesota	77 84	25	A	Michigan St.	67 77								

Non-Div I Games:

Wisconsin

■ Loss, 
■ Non-Conf, 
■ S Site, 
■ H Home 
■ A Away 
N Neutral

Average RPI Win:	284	WON-LOST	WINNING	LAST 10	STRENGTH OF	OPP. STRENGTH	TEAM	ADJ.	CONF.	ADJ CONF.
Average RPI Loss:	176	RECORD	PCT. RANK	GAMES	SCHEDULE	OF SCHEDULE	RPI	RPI	RPI	RPI
DIV. I ONLY	5- 17	299	1- 8	205	317	307	307	17	17	
DIV. I NON-CONF.	4- 8	234	1- 0	240	349	286	286	16	16	
TOTALS	RPI 1-25	RPI 26-50	W-L RECORDS	RPI 51-100	RPI 101-150	RPI 150+				
5- 17	0- 0	0- 0	OVERALL	0- 4	0- 5	5- 8				
4- 6	0- 0	0- 0	HOME	0- 1	0- 4	4- 1				
1- 11	0- 0	0- 0	AWAY	0- 3	0- 1	1- 7				
0- 0	0- 0	0- 0	NEUTRAL	0- 0	0- 0	0- 0				
4- 8	0- 0	0- 0	NON-CONFERENCE	0- 2	0- 1	4- 5				
4- 1	0- 0	0- 0	HOME	0- 0	0- 1	4- 0				
0- 7	0- 0	0- 0	AWAY	0- 2	0- 0	0- 5				
0- 0	0- 0	0- 0	NEUTRAL	0- 0	0- 0	0- 0				
1- 9	0- 0	0- 0	CONFERENCE	0- 2	0- 4	1- 3				
0- 5	0- 0	0- 0	HOME	0- 1	0- 3	0- 1				
1- 4	0- 0	0- 0	AWAY	0- 1	0- 1	1- 2				
0- 0	0- 0	0- 0	NEUTRAL	0- 0	0- 0	0- 0				

RPI 1-25				RPI 26-50				RPI 51-100				RPI 101+ Team's RPI: 307			
RPI	S	Opponent	Score	RPI	S	Opponent	Score	RPI	S	Opponent	Score	RPI	S	Opponent	Score
								60	A	Chattanooga	48 65	119	H	Mercer	61 70
								60	H	Chattanooga	40 53	122	H	Samford	39 58
								81	A	Minnesota	54 98	126	H	UNC Asheville	63 70
								96	A	Virginia Tech	42 73	140	A	ETSU	69 70
												140	H	ETSU	54 70
												199	H	Radford	79 70
												200	A	William & Mary	55 75
												210	A	Gardner-Webb	61 64
												211	A	Furman	64 70
												211	H	Furman	61 70
												283	H	Jacksonville St.	66 54
												291	A	UNCG	58 56
												297	H	Kennesaw St.	70 59
												298	A	Western Caro.	72 74
												304	A	Coastal Caro.	69 83
												308	A	Charleston So.	64 74
												309	A	South Carolina St.	47 60
												348	H	N.C. Central	60 37
LAST 12 Division I GAMES:															
				211	A	Furman	64 70					291	A	UNCG	58 56
				60	A	Chattanooga	48 65					211	H	Furman	61 70
				140	A	ETSU	69 70					140	H	ETSU	54 70
				122	H	Samford	39 58					60	H	Chattanooga	40 53
				119	H	Mercer	61 70					297	H	Kennesaw St.	70 59
				298	A	Western Caro.	72 74					304	A	Coastal Caro.	69 83

Non-Div I Games: Montreat 83 48 Bluefield Col. 69 58

Wofford



Average RPI Win:	221	WON-LOST	WINNING	LAST 10	STRENGTH OF	OPP. STRENGTH	TEAM	ADJ.	CONF.	ADJ CONF.
Average RPI Loss:	71	RECORD	PCT. RANK	GAMES	SCHEDULE	OF SCHEDULE	RPI	RPI	RPI	RPI
DIV. I ONLY	17- 6	53	7- 3	185	134	92	92	14	14	
DIV. I NON-CONF.	8- 3	77	0- 0	264	97	126	126	15	15	
TOTALS	RPI 1-25	RPI 26-50	W-L RECORDS	RPI 51-100	RPI 101-150	RPI 150+				
17- 6	0- 1	1- 2	OVERALL	0- 1	0- 1	16- 1				
7- 3	0- 1	0- 1	HOME	0- 0	0- 0	7- 1				
8- 2	0- 0	0- 1	AWAY	0- 0	0- 1	8- 0				
2- 1	0- 0	1- 0	NEUTRAL	0- 1	0- 0	1- 0				
8- 3	0- 0	1- 2	NON-CONFERENCE	0- 1	0- 0	7- 0				
4- 1	0- 0	0- 1	HOME	0- 0	0- 0	4- 0				
2- 1	0- 0	0- 1	AWAY	0- 0	0- 0	2- 0				
2- 1	0- 0	1- 0	NEUTRAL	0- 1	0- 0	1- 0				
9- 3	0- 1	0- 0	CONFERENCE	0- 0	0- 1	9- 1				
3- 2	0- 1	0- 0	HOME	0- 0	0- 0	3- 1				
6- 1	0- 0	0- 0	AWAY	0- 0	0- 1	6- 0				
0- 0	0- 0	0- 0	NEUTRAL	0- 0	0- 0	0- 0				

RPI S	Opponent	Score	RPI S	Opponent	Score	RPI S	Opponent	Score	RPI S	Opponent	Score
20	H Green Bay	58 63	26	H Georgia	57 63	57	N Iowa	77 83	108	A Youngstown St.	69 72
			32	A Miami (FL)	67 80				159	A Northern Ky.	76 65
			33	N George Washington	77 71				159	H Northern Ky.	66 61
									176	A Detroit	89 71
									182	H Milwaukee	60 82
									196	A Oakland	77 72
									197	H Butler	66 53
									201	A Eastern Ky.	71 69
									203	A Ill.-Chicago	80 72
									203	H Ill.-Chicago	73 62
									230	A Valparaiso	65 54
									230	H Valparaiso	80 63
									256	N Houston	75 61
									269	H Austin Peay	77 56
									293	A Cleveland St.	93 65
									306	H Southeastern La.	106 72
									317	A Kent St.	73 68
									335	H Lipscomb	92 65
LAST 12 Division I GAMES:											
159	A	Northern Ky.	76	65	182	H	Milwaukee	60	82		
203	A	Ill.-Chicago	80	72	196	A	Oakland	77	72		
230	A	Valparaiso	65	54	176	A	Detroit	89	71		
293	A	Cleveland St.	93	65	159	H	Northern Ky.	66	61		
108	A	Youngstown St.	69	72	230	H	Valparaiso	80	63		
20	H	Green Bay	58	63	203	H	Ill.-Chicago	73	62		

Non-Div I Games: Mt. St. Joseph 117 26 Cincinnati Christian 107 44

Wright St.

Average RPI Win: <b>254</b>	WON-LOST	WINNING	LAST 10	STRENGTH OF	OPP. STRENGTH	TEAM	ADJ.	CONF.	ADJ CONF.
Average RPI Loss: <b>162</b>	RECORD	PCT. RANK	GAMES	SCHEDULE	OF SCHEDULE	RPI	RPI	RPI	RPI
DIV. I ONLY	11- 11	168	3- 7	290	238	234	234	19	19
DIV. I NON-CONF.	6- 3	100	0- 0	217	285	130	130	20	20
<hr/>									
TOTALS	RPI 1-25	RPI 26-50	W-L RECORDS	RPI 51-100	RPI 101-150	RPI 150+			
11- 11	0- 0	0- 1	OVERALL	0- 2	1- 3	10- 5			
8- 4	0- 0	0- 0	HOME	0- 1	1- 1	7- 2			
3- 7	0- 0	0- 1	AWAY	0- 1	0- 2	3- 3			
0- 0	0- 0	0- 0	NEUTRAL	0- 0	0- 0	0- 0			
6- 3	0- 0	0- 0	NON-CONFERENCE	0- 2	0- 1	6- 0			
4- 1	0- 0	0- 0	HOME	0- 1	0- 0	4- 0			
2- 2	0- 0	0- 0	AWAY	0- 1	0- 1	2- 0			
0- 0	0- 0	0- 0	NEUTRAL	0- 0	0- 0	0- 0			
5- 8	0- 0	0- 1	CONFERENCE	0- 0	1- 2	4- 5			
4- 3	0- 0	0- 0	HOME	0- 0	1- 1	3- 2			
1- 5	0- 0	0- 1	AWAY	0- 0	0- 1	1- 3			
0- 0	0- 0	0- 0	NEUTRAL	0- 0	0- 0	0- 0			

RPI 1-25			RPI 26-50			RPI 51-100			RPI 101+ Team's RPI: 234		
RPI	S	Opponent	Score	RPI	S	Opponent	Score	RPI	S	Opponent	Score
				46	A	Colorado St.	42 <b>63</b>	59	H	St. Mary's (CA)	64 <b>70</b>
								95	A	Gonzaga	57 <b>61</b>
								135	A	Idaho	57 <b>61</b>
								138	A	Boise St.	49 <b>58</b>
								138	H	Boise St.	82 58
								142	H	Fresno St.	42 <b>49</b>
								162	H	Montana St.	75 69
								175	H	Colorado	77 68
								181	A	UNLV	37 <b>66</b>
								187	H	New Mexico	66 48
								194	H	San Jose St.	66 <b>67</b>
								208	H	Montana	68 61
								215	A	Utah St.	75 <b>84</b>
								246	H	San Diego St.	77 <b>84</b>
								260	H	UC Santa Barbara	76 67
								310	A	Denver	75 64
								329	A	Nevada	65 <b>68</b>
								329	H	Nevada	68 53
								338	A	Cal St. Fullerton	61 56
								342	A	Air Force	67 45
								342	H	Air Force	84 56
LAST 12 Division I GAMES:											
138	H	Boise St.	82 58	329	A	Nevada	65 <b>68</b>				
215	A	Utah St.	75 <b>84</b>	187	H	New Mexico	66 48				
342	H	Air Force	84 56	194	H	San Jose St.	66 <b>67</b>				
46	A	Colorado St.	42 <b>63</b>	181	A	UNLV	37 <b>66</b>				
142	H	Fresno St.	42 <b>49</b>	342	A	Air Force	67 45				
138	A	Boise St.	49 <b>58</b>	329	H	Nevada	68 53				

Non-Div I Games: Chadron St. 81 53

Wyoming

Average RPI Win:	219	WON-LOST	WINNING	LAST 10	STRENGTH OF	OPP. STRENGTH	TEAM	ADJ.	CONF.	ADJ CONF.
Average RPI Loss:	55	RECORD	PCT. RANK	GAMES	SCHEDULE	OF SCHEDULE	RPI	RPI	RPI	RPI
DIV. I ONLY	17- 7	62	5- 5	279	75	134	134	6	6	
DIV. I NON-CONF.	9- 2	37	0- 0	338	217	196	196	6	6	
TOTALS	RPI 1-25	RPI 26-50	W-L RECORDS	RPI 51-100	RPI 101-150	RPI 150+				
17- 7	0- 2	0- 2	OVERALL	3- 2	1- 1	13- 0				
15- 2	0- 1	0- 0	HOME	3- 1	1- 0	11- 0				
2- 5	0- 0	0- 0	AWAY	0- 0	0- 0	2- 0				
0- 0	0- 0	0- 0	NEUTRAL	0- 0	0- 0	0- 0				
9- 2	0- 0	0- 0	NON-CONFERENCE	0- 2	0- 0	9- 0				
9- 1	0- 0	0- 0	HOME	0- 1	0- 0	9- 0				
0- 1	0- 0	0- 0	AWAY	0- 1	0- 0	0- 0				
0- 0	0- 0	0- 0	NEUTRAL	0- 0	0- 0	0- 0				
8- 5	0- 2	0- 2	CONFERENCE	3- 0	1- 1	4- 0				
6- 1	0- 1	0- 0	HOME	3- 0	1- 0	2- 0				
2- 4	0- 1	0- 2	AWAY	0- 0	0- 1	2- 0				
0- 0	0- 0	0- 0	NEUTRAL	0- 0	0- 0	0- 0				

RPI 1-25				RPI 26-50				RPI 51-100				RPI 101+ Team's RPI: 134			
RPI	S	Opponent	Score	RPI	S	Opponent	Score	RPI	S	Opponent	Score	RPI	S	Opponent	Score
17	A	DePaul	52 82	35	A	Seton Hall	66 82	53	H	Villanova	74 67	121	A	Creighton	47 74
17	H	DePaul	53 70	44	A	St. John's (NY)	41 57	71	H	Middle Tenn.	53 62	121	H	Creighton	57 55
								77	A	Michigan	54 92	197	A	Butler	73 63
								86	H	Marquette	71 66	197	H	Butler	55 47
								91	H	Georgetown	59 54	199	H	Radford	63 56
												213	H	Cincinnati	65 56
												231	H	Binghamton	64 55
												257	A	Providence	62 54
												257	H	Providence	72 47
												274	H	Tennessee Tech	64 47
												297	H	Kennesaw St.	62 59
												302	H	UMES	61 56
												306	H	Southeastern La.	67 27
												316	H	Howard	70 47
												323	H	Evansville	65 57
LAST 12 Division I GAMES:															
17	A	DePaul	52 82	17	H	DePaul	53 70								
121	H	Creighton	57 55	86	H	Marquette	71 66								
257	H	Providence	72 47	257	A	Providence	62 54								
197	H	Butler	55 47	121	A	Creighton	47 74								
44	A	St. John's (NY)	41 57	197	A	Butler	73 63								
35	A	Seton Hall	66 82	53	H	Villanova	74 67								

Non-Div I Games:

Xavier

Average RPI Win:	232	WON-LOST	WINNING	LAST 10	STRENGTH OF	OPP. STRENGTH	TEAM	ADJ.	CONF.	ADJ CONF.
Average RPI Loss:	94	RECORD	PCT. RANK	GAMES	SCHEDULE	OF SCHEDULE	RPI	RPI	RPI	RPI
DIV. I ONLY	10- 14	219	3- 7	66	182	157	157	10	10	
DIV. I NON-CONF.	8- 8	160	1- 3	85	187	138	138	11	11	
TOTALS	RPI 1-25	RPI 26-50	W-L RECORDS	RPI 51-100	RPI 101-150	RPI 150+				
10- 14	0- 0	0- 6	OVERALL	0- 2	2- 3	8- 3				
7- 3	0- 0	0- 0	HOME	0- 1	1- 1	6- 1				
1- 10	0- 0	0- 5	AWAY	0- 1	0- 2	1- 2				
2- 1	0- 0	0- 1	NEUTRAL	0- 0	1- 0	1- 0				
8- 8	0- 0	0- 4	NON-CONFERENCE	0- 2	2- 2	6- 0				
6- 1	0- 0	0- 0	HOME	0- 1	1- 0	5- 0				
0- 6	0- 0	0- 3	AWAY	0- 1	0- 2	0- 0				
2- 1	0- 0	0- 1	NEUTRAL	0- 0	1- 0	1- 0				
2- 6	0- 0	0- 2	CONFERENCE	0- 0	0- 1	2- 3				
1- 2	0- 0	0- 0	HOME	0- 0	0- 1	1- 1				
1- 4	0- 0	0- 2	AWAY	0- 0	0- 0	1- 2				
0- 0	0- 0	0- 0	NEUTRAL	0- 0	0- 0	0- 0				

RPI S	Opponent	Score	RPI S	Opponent	Score	RPI S	Opponent	Score	RPI S	Opponent	Score	Team's RPI: 157
34	N West Virginia	60 70	36	A Penn	49 68	52	A Albany (NY)	70 74	106	A North Carolina	63 70	
41	A Princeton	50 65	43	A Indiana	60 76	73	H Army West Point	61 65	107	A Boston College	60 73	
44	A St. John's (NY)	56 69	50	A Dayton	75 81				114	N Iona	63 48	
									117	H Harvard	69 72	
									128	H Stony Brook	62 57	
									154	A Cornell	63 74	
									192	A Brown	48 39	
									192	H Brown	81 54	
									219	A Columbia	71 77	
									232	H Manhattan	62 36	
									236	H Dartmouth	63 68	
									242	H Holy Cross	69 59	
									258	H New Hampshire	63 46	
									303	N Fairleigh Dickinson	77 58	
									314	H Illinois St.	60 47	
									343	H Wagner	78 60	
LAST 12 Division I GAMES:												
117	H Harvard	69 72	192	A Brown	48 39							
236	H Dartmouth	63 68	192	H Brown	81 54							
154	A Cornell	63 74	107	A Boston College	60 73							
219	A Columbia	71 77	258	H New Hampshire	63 46							
41	A Princeton	50 65	52	A Albany (NY)	70 74							
36	A Penn	49 68	43	A Indiana	60 76							

Non-Div I Games: Albertus Magnus 67 34

Yale

Average RPI Win:	200	WON-LOST	WINNING	LAST 10	STRENGTH OF	OPP. STRENGTH	TEAM	ADJ.	CONF.	ADJ CONF.
Average RPI Loss:	143	RECORD	PCT. RANK	GAMES	SCHEDULE	OF SCHEDULE	RPI	RPI	RPI	RPI
DIV. I ONLY	14- 8	98	4- 6	135	194	108	108	14	14	
DIV. I NON-CONF.	7- 2	57	0- 0	272	233	108	108	15	15	
TOTALS	RPI 1-25	RPI 26-50	W-L RECORDS	RPI 51-100	RPI 101-150	RPI 150+				
14- 8	0- 2	0- 0	OVERALL	2- 0	0- 2	12- 4				
8- 3	0- 1	0- 0	HOME	1- 0	0- 0	7- 2				
6- 5	0- 1	0- 0	AWAY	1- 0	0- 2	5- 2				
0- 0	0- 0	0- 0	NEUTRAL	0- 0	0- 0	0- 0				
7- 2	0- 0	0- 0	NON-CONFERENCE	1- 0	0- 2	6- 0				
5- 0	0- 0	0- 0	HOME	0- 0	0- 0	5- 0				
2- 2	0- 0	0- 0	AWAY	1- 0	0- 2	1- 0				
0- 0	0- 0	0- 0	NEUTRAL	0- 0	0- 0	0- 0				
7- 6	0- 2	0- 0	CONFERENCE	1- 0	0- 0	6- 4				
3- 3	0- 1	0- 0	HOME	1- 0	0- 0	2- 2				
4- 3	0- 1	0- 0	AWAY	0- 0	0- 0	4- 2				
0- 0	0- 0	0- 0	NEUTRAL	0- 0	0- 0	0- 0				

RPI 1-25				RPI 26-50				RPI 51-100				RPI 101+ Team's RPI: 108			
RPI	S	Opponent	Score	RPI	S	Opponent	Score	RPI	S	Opponent	Score	RPI	S	Opponent	Score
20	A	Green Bay	35 69					92	H	Wright St.	72 69	118	A	Akron	49 74
20	H	Green Bay	60 68					94	A	Bucknell	55 47	131	A	Penn St.	51 68
												159	H	Northern Ky.	77 88
												176	A	Detroit	72 70
												176	H	Detroit	68 69
												182	A	Milwaukee	70 62
												182	H	Milwaukee	69 67
												195	H	Robert Morris	55 46
												196	A	Oakland	96 77
												196	H	Oakland	67 63
												199	H	Radford	54 53
												203	A	Ill.-Chicago	69 64
												218	H	Canisius	53 51
												230	A	Valparaiso	60 65
												263	H	Tennessee St.	69 58
												292	A	Niagara	71 54
												293	A	Cleveland St.	68 75
												317	H	Kent St.	91 61
LAST 12 Division I GAMES:															
182	A	Milwaukee	70 62	230	A	Valparaiso	60 65								
20	A	Green Bay	35 69	203	A	Ill.-Chicago	69 64								
176	H	Detroit	68 69	293	A	Cleveland St.	68 75								
196	H	Oakland	67 63	20	H	Green Bay	60 68								
159	H	Northern Ky.	77 88	182	H	Milwaukee	69 67								
92	H	Wright St.	72 69	176	A	Detroit	72 70								

Non-Div I Games: Lake Erie 89 61 Salem Int'l 80 40

Youngstown St.

Loss, Non-Conf, S Site, H Home A Away N Neutral