

Average RPI Win:	282	WON-LOST	WINNING	LAST 10	STRENGTH OF	OPP. STRENGTH	TEAM	ADJ.	CONF.	ADJ CONF.
Average RPI Loss:	200	RECORD	PCT. RANK	GAMES	SCHEDULE	OF SCHEDULE	RPI	RPI	RPI	RPI
DIV. I ONLY	7- 14	260	5- 5	318	293	321	321	27	27	
DIV. I NON-CONF.	2- 7	280	0- 0	245	278	321	321	26	26	
TOTALS	RPI 1-25	RPI 26-50	W-L RECORDS	RPI 51-100	RPI 101-150	RPI 150+				
7- 14	0- 0	0- 0	OVERALL	0- 1	0- 2	7- 11				
5- 8	0- 0	0- 0	HOME	0- 0	0- 1	5- 7				
2- 5	0- 0	0- 0	AWAY	0- 0	0- 1	2- 4				
0- 1	0- 0	0- 0	NEUTRAL	0- 1	0- 0	0- 0				
2- 7	0- 0	0- 0	NON-CONFERENCE	0- 1	0- 0	2- 6				
2- 4	0- 0	0- 0	HOME	0- 0	0- 0	2- 4				
0- 2	0- 0	0- 0	AWAY	0- 0	0- 0	0- 2				
0- 1	0- 0	0- 0	NEUTRAL	0- 1	0- 0	0- 0				
5- 7	0- 0	0- 0	CONFERENCE	0- 0	0- 2	5- 5				
3- 4	0- 0	0- 0	HOME	0- 0	0- 1	3- 3				
2- 3	0- 0	0- 0	AWAY	0- 0	0- 1	2- 2				
0- 0	0- 0	0- 0	NEUTRAL	0- 0	0- 0	0- 0				

RPI 1-25			RPI 26-50			RPI 51-100			RPI 101+			Team's RPI: 321		
RPI	S	Opponent	Score	RPI	S	Opponent	Score	RPI	S	Opponent	Score			
								100	N	New Mexico St.	51	70		
										128	H	Central Ark.	55	66
										134	A	Northwestern St.	43	60
										159	A	Fordham	49	67
										169	A	McNeese St.	51	72
										170	H	East Carolina	46	82
										185	H	UTRGV	49	46
										194	H	UNLV	51	65
										195	H	Cal Poly	45	56
										233	A	Texas Southern	43	51
										234	H	Houston Baptist	59	73
										237	H	Stephen F. Austin	66	71
										239	H	Sam Houston St.	81	71
										242	H	Rice	60	55
										255	H	Houston	73	76
										280	A	Lamar	70	75
										306	H	Southeastern La.	69	67
										311	H	Nicholls St.	62	64
										322	A	Incarinate Word	57	56
										340	A	New Orleans	75	64
										340	H	New Orleans	73	59
LAST 12 Division I GAMES:														


































Non-Div I Games: Western N.M. 57 42 Angelo St. 80 85

A&M-Corpus Christi





Loss, Non-Conf, S Site, H Home A Away N Neutral

Average RPI Win: 219	WON-LOST	WINNING	LAST 10	STRENGTH OF	OPP. STRENGTH	TEAM	ADJ.	CONF.	ADJ CONF.
Average RPI Loss: 153	RECORD	PCT. RANK	GAMES	SCHEDULE	OF SCHEDULE	RPI	RPI	RPI	RPI
DIV. I ONLY	16- 3	16	9- 1	240	241	64	64	27	27
DIV. I NON-CONF.	5- 2	86	0- 0	91	122	38	38	26	26

TOTALS	RPI 1-25	RPI 26-50	W-L RECORDS	RPI 51-100	RPI 101-150	RPI 150+
16- 3	0- 0	0- 1	OVERALL	0- 0	4- 1	12- 1
6- 0	0- 0	0- 0	HOME	0- 0	1- 0	5- 0
8- 3	0- 0	0- 1	AWAY	0- 0	2- 1	6- 1
2- 0	0- 0	0- 0	NEUTRAL	0- 0	1- 0	1- 0
5- 2	0- 0	0- 1	NON-CONFERENCE	0- 0	2- 1	3- 0
1- 0	0- 0	0- 0	HOME	0- 0	0- 0	1- 0
2- 2	0- 0	0- 1	AWAY	0- 0	1- 1	1- 0
2- 0	0- 0	0- 0	NEUTRAL	0- 0	1- 0	1- 0
11- 1	0- 0	0- 0	CONFERENCE	0- 0	2- 0	9- 1
5- 0	0- 0	0- 0	HOME	0- 0	1- 0	4- 0
6- 1	0- 0	0- 0	AWAY	0- 0	1- 0	5- 1
0- 0	0- 0	0- 0	NEUTRAL	0- 0	0- 0	0- 0

RPI 1-25	RPI 26-50	RPI 51-100	Team's RPI: 64	RPI 101+
RPI S Opponent Score	RPI S Opponent Score	RPI S Opponent Score		RPI S Opponent Score
	46  Kansas St. 45  76			111 N Eastern Mich. 83 59
				128  Central Ark. 61 49
				133  Texas Tech 65  71
				134  Northwestern St. 67 46
				147  Idaho 71 59
				169  McNeese St. 79 62
				188  Eastern Wash. 72 60
				224  UTSA 79 60
				229 N Grand Canyon 75 71
				234  Houston Baptist 77 60
				237  Stephen F. Austin 85 70
				239  Sam Houston St. 87 76
				239  Sam Houston St. 67 55
				280  Lamar 54  63
				280  Lamar 90 62
				306  Southeastern La. 88 72
				311  Nicholls St. 71 68
				322  Incarnate Word 86 71
LAST 12 Division I GAMES:				
239  Sam Houston St. 67 55	239  Sam Houston St. 87 76	239  Stephen F. Austin 85 70		
306  Southeastern La. 88 72	169  McNeese St. 79 62	311  Nicholls St. 71 68		
280  Lamar 54  63	134  Northwestern St. 67 46	128  Central Ark. 61 49		
280  Lamar 90 62				
234  Houston Baptist 77 60				
322  Incarnate Word 86 71				

Non-Div I Games: Southwest (NM) 91 39 Schreiner 79 51 Wayland Baptist 96 71 Missouri Valley 96 35
Abilene Christian

 Loss,  Non-Conf, S Site,  Home  Away N Neutral

Average RPI Win:	326	WON-LOST	WINNING	LAST 10	STRENGTH OF	OPP. STRENGTH	TEAM	ADJ.	CONF.	ADJ CONF.
Average RPI Loss:	187	RECORD	PCT. RANK	GAMES	SCHEDULE	OF SCHEDULE	RPI	RPI	RPI	RPI
DIV. I ONLY	1- 22	349	1- 9	259	228	341	341	20	20	
DIV. I NON-CONF.	0- 11	338	0- 0	230	232	341	341	20	20	
TOTALS	RPI 1-25	RPI 26-50	W-L RECORDS	RPI 51-100	RPI 101-150	RPI 150+				
1- 22	0- 0	0- 0	OVERALL	0- 4	0- 3	1- 15				
1- 8	0- 0	0- 0	HOME	0- 0	0- 1	1- 7				
0- 14	0- 0	0- 0	AWAY	0- 4	0- 2	0- 8				
0- 0	0- 0	0- 0	NEUTRAL	0- 0	0- 0	0- 0				
0- 11	0- 0	0- 0	NON-CONFERENCE	0- 3	0- 1	0- 7				
0- 3	0- 0	0- 0	HOME	0- 0	0- 1	0- 2				
0- 8	0- 0	0- 0	AWAY	0- 3	0- 0	0- 5				
0- 0	0- 0	0- 0	NEUTRAL	0- 0	0- 0	0- 0				
1- 11	0- 0	0- 0	CONFERENCE	0- 1	0- 2	1- 8				
1- 5	0- 0	0- 0	HOME	0- 0	0- 0	1- 5				
0- 6	0- 0	0- 0	AWAY	0- 1	0- 2	0- 3				
0- 0	0- 0	0- 0	NEUTRAL	0- 0	0- 0	0- 0				

RPI S	Opponent	Score	RPI S	Opponent	Score	RPI S	Opponent	Score	RPI S	Opponent	Score	Team's RPI: 341
						51	A Colorado St.	47 71	111	H Eastern Mich.	59 72	
						58	A Santa Clara	34 68	127	A Boise St.	48 61	
						66	A Vanderbilt	29 86	140	A Fresno St.	46 70	
						88	A Gonzaga	35 88	175	A George Mason	52 69	
									181	H New Mexico	33 63	
									187	A UC Davis	40 66	
									188	A Eastern Wash.	44 65	
									194	H UNLV	56 60	
									203	A San Jose St.	60 81	
									203	H San Jose St.	49 72	
									211	H Utah St.	53 66	
									229	H Grand Canyon	39 73	
									247	A Navy	46 64	
									248	A Wyoming	56 84	
									248	H Wyoming	45 67	
									307	H Denver	48 57	
									326	A Nevada	57 68	
									326	H Nevada	59 53	
									331	A Southern Utah	56 75	
LAST 12 Division I GAMES:												
326	H Nevada	59 53	51	A Colorado St.	47 71							
127	A Boise St.	48 61	194	H UNLV	56 60							
248	A Wyoming	56 84	211	H Utah St.	53 66							
203	H San Jose St.	49 72	326	A Nevada	57 68							
181	H New Mexico	33 63	248	H Wyoming	45 67							
140	A Fresno St.	46 70	203	A San Jose St.	60 81							

Non-Div I Games:

Air Force

■ Loss,
 ■ Non-Conf,
 ■ S Site,
 ■ H Home
 ■ A Away
 N Neutral

Average RPI Win: 185	WON-LOST	WINNING	LAST 10	STRENGTH OF	OPP. STRENGTH	TEAM	ADJ.	CONF.	ADJ CONF.
Average RPI Loss: 106	RECORD	PCT. RANK	GAMES	SCHEDULE	OF SCHEDULE	RPI	RPI	RPI	RPI
DIV. I ONLY	11- 10	153	6- 4	81	120	110	110	11	11
DIV. I NON-CONF.	5- 5	160	1- 0	182	106	159	159	13	13
TOTALS	RPI 1-25	RPI 26-50	W-L RECORDS	RPI 51-100	RPI 101-150	RPI 150+			
11- 10	0- 0	0- 1	OVERALL	0- 5	6- 1	5- 3			
6- 3	0- 0	0- 0	HOME	0- 2	3- 0	3- 1			
5- 5	0- 0	0- 1	AWAY	0- 3	3- 0	2- 1			
0- 2	0- 0	0- 0	NEUTRAL	0- 0	0- 1	0- 1			
5- 5	0- 0	0- 0	NON-CONFERENCE	0- 2	2- 1	3- 2			
3- 1	0- 0	0- 0	HOME	0- 1	1- 0	2- 0			
2- 2	0- 0	0- 0	AWAY	0- 1	1- 0	1- 1			
0- 2	0- 0	0- 0	NEUTRAL	0- 0	0- 1	0- 1			
6- 5	0- 0	0- 1	CONFERENCE	0- 3	4- 0	2- 1			
3- 2	0- 0	0- 0	HOME	0- 1	2- 0	1- 1			
3- 3	0- 0	0- 1	AWAY	0- 2	2- 0	1- 0			
0- 0	0- 0	0- 0	NEUTRAL	0- 0	0- 0	0- 0			

RPI 1-25				RPI 26-50				RPI 51-100				RPI 101+				Team's RPI: 110	
RPI	S	Opponent	Score	RPI	S	Opponent	Score	RPI	S	Opponent	Score	RPI	S	Opponent	Score		
				32	A	Ohio	55 75	63	H	FGCU	64 82	108	H	Toledo	81 71		
								65	A	Ball St.	71 78	111	A	Eastern Mich.	68 65		
								69	A	Central Mich.	60 81	111	H	Eastern Mich.	75 72		
								69	H	Central Mich.	77 97	115	H	Youngstown St.	74 49		
								71	A	San Diego	65 86	122	N	UNI	51 59		
												138	A	Buffalo	69 61		
												145	A	Northern Ky.	77 75		
												154	N	Northern Colo.	65 78		
												173	A	Fla. Atlantic	77 91		
												223	A	Valparaiso	85 74		
												238	A	Bowling Green	71 55		
												244	H	Northern Ill.	58 65		
												262	H	Miami (OH)	77 65		
												266	H	UCF	74 54		
												313	H	Winthrop	76 59		
LAST 12 Division I GAMES:																	
262	H	Miami (OH)	77 65	138	A	Buffalo	69 61										
65	A	Ball St.	71 78	238	A	Bowling Green	71 55										
111	H	Eastern Mich.	75 72	69	H	Central Mich.	77 97										
32	A	Ohio	55 75	111	A	Eastern Mich.	68 65										
69	A	Central Mich.	60 81	244	H	Northern Ill.	58 65										
108	H	Toledo	81 71	115	H	Youngstown St.	74 49										

Non-Div I Games: Rochester College 103 37

Akron

■ Loss,
 ■ Non-Conf, S Site,
 ■ Home
 ■ Away
 N Neutral

Alabama

Through Games Of Feb. 12, 2016

Average RPI Win:	220	WON-LOST	WINNING	LAST 10	STRENGTH OF	OPP. STRENGTH	TEAM	ADJ.	CONF.	ADJ CONF.
Average RPI Loss:	47	RECORD	PCT. RANK	GAMES	SCHEDULE	OF SCHEDULE	RPI	RPI	RPI	RPI
DIV. I ONLY	14- 11	137	2- 8	156	73	150	150	2	2	
DIV. I NON-CONF.	11- 2	28	0- 0	328	279	135	135	2	2	
TOTALS	RPI 1-25	RPI 26-50	W-L RECORDS	RPI 51-100	RPI 101-150	RPI 150+				
14- 11	0- 4	1- 1	OVERALL	2- 6	1- 0	10- 0				
12- 3	0- 1	1- 0	HOME	1- 2	1- 0	9- 0				
0- 8	0- 3	0- 1	AWAY	0- 4	0- 0	0- 0				
2- 0	0- 0	0- 0	NEUTRAL	1- 0	0- 0	1- 0				
11- 2	0- 0	0- 0	NON-CONFERENCE	2- 2	0- 0	9- 0				
9- 0	0- 0	0- 0	HOME	1- 0	0- 0	8- 0				
0- 2	0- 0	0- 0	AWAY	0- 2	0- 0	0- 0				
2- 0	0- 0	0- 0	NEUTRAL	1- 0	0- 0	1- 0				
3- 9	0- 4	1- 1	CONFERENCE	0- 4	1- 0	1- 0				
3- 3	0- 1	1- 0	HOME	0- 2	1- 0	1- 0				
0- 6	0- 3	0- 1	AWAY	0- 2	0- 0	0- 0				
0- 0	0- 0	0- 0	NEUTRAL	0- 0	0- 0	0- 0				

RPI 1-25				RPI 26-50				RPI 51-100				RPI 101+ Team's RPI: 150			
RPI	S	Opponent	Score	RPI	S	Opponent	Score	RPI	S	Opponent	Score	RPI	S	Opponent	Score
12	A	Tennessee	42 70	27	H	Georgia	64 50	57	A	Auburn	59 72	119	H	LSU	62 45
15	H	Texas A&M	56 59	30	A	Missouri	52 63	57	H	Auburn	55 59	155	H	Ole Miss	48 37
20	A	Florida	72 80					66	A	Vanderbilt	52 67	219	N	Utah Valley	67 60
22	A	Kentucky	48 73					66	H	Vanderbilt	48 54	231	H	Grambling	72 57
								77	N	Middle Tenn.	64 46	243	H	Appalachian St.	93 59
								80	A	Georgia Tech	58 70	269	H	Georgia St.	72 56
								87	A	UT Martin	65 83	301	H	North Florida	69 47
								93	H	Georgetown	78 66	320	H	Alcorn	97 50
												335	H	Lipscomb	68 49
												345	H	Alabama A&M	96 44
												348	H	Mississippi Val.	98 35
LAST 12 Division I GAMES:															
30	A	Missouri	52 63	20	A	Florida	72 80								
57	H	Auburn	55 59	27	H	Georgia	64 50								
155	H	Ole Miss	48 37	57	A	Auburn	59 72								
12	A	Tennessee	42 70	66	H	Vanderbilt	48 54								
15	H	Texas A&M	56 59	22	A	Kentucky	48 73								
66	A	Vanderbilt	52 67	119	H	LSU	62 45								

Non-Div I Games:

Alabama

■ Loss,
 ■ Non-Conf,
 S Site,
 ■ Home
 ■ Away
 N Neutral

Average RPI Win:	343	WON-LOST	WINNING	LAST 10	STRENGTH OF	OPP. STRENGTH	TEAM	ADJ.	CONF.	ADJ CONF.
Average RPI Loss:	217	RECORD	PCT. RANK	GAMES	SCHEDULE	OF SCHEDULE	RPI	RPI	RPI	RPI
DIV. I ONLY	3- 17	329	3- 7	322	348	345	345	32	32	
DIV. I NON-CONF.	0- 9	338	0- 1	134	297	327	327	31	31	
TOTALS	RPI 1-25	RPI 26-50	W-L RECORDS	RPI 51-100	RPI 101-150	RPI 150+				
3- 17	0- 0	0- 0	OVERALL	0- 1	0- 4	3- 12				
2- 7	0- 0	0- 0	HOME	0- 1	0- 2	2- 4				
1- 10	0- 0	0- 0	AWAY	0- 0	0- 2	1- 8				
0- 0	0- 0	0- 0	NEUTRAL	0- 0	0- 0	0- 0				
0- 9	0- 0	0- 0	NON-CONFERENCE	0- 1	0- 4	0- 4				
0- 5	0- 0	0- 0	HOME	0- 1	0- 2	0- 2				
0- 4	0- 0	0- 0	AWAY	0- 0	0- 2	0- 2				
0- 0	0- 0	0- 0	NEUTRAL	0- 0	0- 0	0- 0				
3- 8	0- 0	0- 0	CONFERENCE	0- 0	0- 0	3- 8				
2- 2	0- 0	0- 0	HOME	0- 0	0- 0	2- 2				
1- 6	0- 0	0- 0	AWAY	0- 0	0- 0	1- 6				
0- 0	0- 0	0- 0	NEUTRAL	0- 0	0- 0	0- 0				

RPI 1-25				RPI 26-50				RPI 51-100				RPI 101+				Team's RPI: 345	
RPI	S	Opponent	Score	RPI	S	Opponent	Score	RPI	S	Opponent	Score	RPI	S	Opponent	Score		
								76	H	Saint Louis	60	91	107	H	Belmont	28	78
												121	H	Samford	30	54	
												136	A	Marshall	45	81	
												150	A	Alabama	44	96	
												155	A	Ole Miss	42	103	
												178	A	Southern U.	38	77	
												196	H	Southeast Mo. St.	58	69	
												231	A	Grambling	56	75	
												233	H	Texas Southern	38	57	
												272	H	Prairie View	52	67	
												276	H	Murray St.	59	76	
												284	A	Alabama St.	50	86	
												293	A	Morehead St.	69	112	
												320	A	Alcorn	52	68	
												328	A	Jackson St.	58	59	
												334	A	Ark.-Pine Bluff	60	69	
												334	H	Ark.-Pine Bluff	78	70	
												348	A	Mississippi Val.	84	74	
												348	H	Mississippi Val.	79	68	
LAST 12 Division I GAMES:																	
348	A	Mississippi Val.	84	74	284	A	Alabama St.	50	86								
334	A	Ark.-Pine Bluff	60	69	348	H	Mississippi Val.	79	68								
233	H	Texas Southern	38	57	334	H	Ark.-Pine Bluff	78	70								
272	H	Prairie View	52	67	328	A	Jackson St.	58	59								
178	A	Southern U.	38	77	231	A	Grambling	56	75								
320	A	Alcorn	52	68	155	A	Ole Miss	42	103								

Non-Div I Games: Tuskegee 66 55

Alabama A&M

■ Loss,
 ■ Non-Conf, S Site,
 ■ Home
 ■ Away
 N Neutral

Average RPI Win:	293	WON-LOST	WINNING	LAST 10	STRENGTH OF	OPP. STRENGTH	TEAM	ADJ.	CONF.	ADJ CONF.
Average RPI Loss:	207	RECORD	PCT. RANK	GAMES	SCHEDULE	OF SCHEDULE	RPI	RPI	RPI	RPI
DIV. I ONLY	10- 9	152	9- 1	344	343	284	284	32	32	
DIV. I NON-CONF.	1- 7	318	0- 0	278	229	338	338	31	31	
TOTALS	RPI 1-25	RPI 26-50	W-L RECORDS	RPI 51-100	RPI 101-150	RPI 150+				
10- 9	0- 0	0- 0	OVERALL	0- 1	0- 1	10- 7				
5- 4	0- 0	0- 0	HOME	0- 0	0- 1	5- 3				
4- 4	0- 0	0- 0	AWAY	0- 1	0- 0	4- 3				
1- 1	0- 0	0- 0	NEUTRAL	0- 0	0- 0	1- 1				
1- 7	0- 0	0- 0	NON-CONFERENCE	0- 1	0- 1	1- 5				
0- 4	0- 0	0- 0	HOME	0- 0	0- 1	0- 3				
0- 2	0- 0	0- 0	AWAY	0- 1	0- 0	0- 1				
1- 1	0- 0	0- 0	NEUTRAL	0- 0	0- 0	1- 1				
9- 2	0- 0	0- 0	CONFERENCE	0- 0	0- 0	9- 2				
5- 0	0- 0	0- 0	HOME	0- 0	0- 0	5- 0				
4- 2	0- 0	0- 0	AWAY	0- 0	0- 0	4- 2				
0- 0	0- 0	0- 0	NEUTRAL	0- 0	0- 0	0- 0				

RPI 1-25			RPI 26-50			RPI 51-100			RPI 101+			Team's RPI: 284
RPI	S	Opponent	Score	RPI	S	Opponent	Score	RPI	S	Opponent	Score	
						80 A Georgia Tech	54 80			121 H Samford	35 54	
										152 A Southern Miss.	44 65	
										178 A Southern U.	60 59	
										184 H Troy	59 73	
										205 H South Ala.	43 47	
										214 N Siena	57 53	
										231 A Grambling	69 89	
										233 H Texas Southern	57 51	
										267 N Tennessee St.	64 74	
										272 H Prairie View	65 54	
										296 H Savannah St.	49 60	
										320 A Alcorn	52 51	
										328 A Jackson St.	69 70	
										334 A Ark.-Pine Bluff	68 53	
										334 H Ark.-Pine Bluff	72 63	
										345 H Alabama A&M	86 50	
										348 A Mississippi Val.	79 51	
										348 H Mississippi Val.	100 50	
LAST 12 Division I GAMES:												
						334 A Ark.-Pine Bluff	68 53			345 H Alabama A&M	86 50	
						348 A Mississippi Val.	79 51			334 H Ark.-Pine Bluff	72 63	
						272 H Prairie View	65 54			348 H Mississippi Val.	100 50	
						233 H Texas Southern	57 51			231 A Grambling	69 89	
						320 A Alcorn	52 51			328 A Jackson St.	69 70	
						178 A Southern U.	60 59			121 H Samford	35 54	

Non-Div I Games: Mobile 71 56

Alabama St.

■ Loss,
 ■ Non-Conf,
 ■ S Site,
 ■ Home
 ■ A Away
 N Neutral

Average RPI Win:	215	WON-LOST	WINNING	LAST 10	STRENGTH OF	OPP. STRENGTH	TEAM	ADJ.	CONF.	ADJ CONF.
Average RPI Loss:	39	RECORD	PCT. RANK	GAMES	SCHEDULE	OF SCHEDULE	RPI	RPI	RPI	RPI
DIV. I ONLY	21- 3	11	10- 0	218	181	52	52	15	15	
DIV. I NON-CONF.	9- 3	69	0- 0	184	124	56	56	18	18	
TOTALS	RPI 1-25	RPI 26-50	W-L RECORDS	RPI 51-100	RPI 101-150	RPI 150+				
21- 3	0- 1	0- 1	OVERALL	1- 1	3- 0	17- 0				
9- 0	0- 0	0- 0	HOME	1- 0	2- 0	6- 0				
10- 3	0- 1	0- 1	AWAY	0- 1	0- 0	10- 0				
2- 0	0- 0	0- 0	NEUTRAL	0- 0	1- 0	1- 0				
9- 3	0- 1	0- 1	NON-CONFERENCE	0- 1	2- 0	7- 0				
3- 0	0- 0	0- 0	HOME	0- 0	1- 0	2- 0				
4- 3	0- 1	0- 1	AWAY	0- 1	0- 0	4- 0				
2- 0	0- 0	0- 0	NEUTRAL	0- 0	1- 0	1- 0				
12- 0	0- 0	0- 0	CONFERENCE	1- 0	1- 0	10- 0				
6- 0	0- 0	0- 0	HOME	1- 0	1- 0	4- 0				
6- 0	0- 0	0- 0	AWAY	0- 0	0- 0	6- 0				
0- 0	0- 0	0- 0	NEUTRAL	0- 0	0- 0	0- 0				

RPI 1-25				RPI 26-50				RPI 51-100				Team's RPI: 52	RPI 101+			
RPI	S	Opponent	Score	RPI	S	Opponent	Score	RPI	S	Opponent	Score		RPI	S	Opponent	Score
12	A	Tennessee	55 63	36	A	Southern California	67 68	70	A	Army West Point	62 65		108	N	Toledo	63 55
								89	H	Maine	64 59		125	H	Stony Brook	73 54
													135	H	Yale	74 70
													168	A	UMBC	77 42
													168	H	UMBC	63 39
													182	A	Rhode Island	67 58
													187	N	UC Davis	80 70
													206	A	Hartford	78 41
													214	A	Siena	61 42
													218	A	Fairfield	62 50
													230	A	Binghamton	59 47
													230	H	Binghamton	64 58
													251	H	Providence	71 58
													252	H	Pepperdine	64 49
													258	A	New Hampshire	78 52
													258	H	New Hampshire	85 48
													287	A	Vermont	75 40
													287	H	Vermont	72 43
													316	A	UMass Lowell	85 55
													347	A	Boston U.	83 43
LAST 12 Division I GAMES:																
258	H	New Hampshire	85 48	125	H	Stony Brook	73 54									
230	H	Binghamton	64 58	230	A	Binghamton	59 47									
287	A	Vermont	75 40	89	H	Maine	64 59									
168	H	UMBC	63 39	258	A	New Hampshire	78 52									
206	A	Hartford	78 41	287	H	Vermont	72 43									
316	A	UMass Lowell	85 55	168	A	UMBC	77 42									

Non-Div I Games:

Albany (NY)

■ Loss,
■ Non-Conf, S Site,
■ Home
■ Away
N Neutral

Average RPI Win:	308	WON-LOST	WINNING	LAST 10	STRENGTH OF	OPP. STRENGTH	TEAM	ADJ.	CONF.	ADJ CONF.
Average RPI Loss:	205	RECORD	PCT. RANK	GAMES	SCHEDULE	OF SCHEDULE	RPI	RPI	RPI	RPI
DIV. I ONLY	3- 16	327	3- 7	266	345	320	320	32	32	
DIV. I NON-CONF.	0- 8	338	0- 1	46	193	286	286	31	31	
TOTALS	RPI 1-25	RPI 26-50	W-L RECORDS	RPI 51-100	RPI 101-150	RPI 150+				
3- 16	0- 0	0- 1	OVERALL	0- 2	0- 3	3- 10				
1- 3	0- 0	0- 0	HOME	0- 0	0- 0	1- 3				
2- 13	0- 0	0- 0	AWAY	0- 1	0- 2	2- 5				
0- 0	0- 0	0- 0	NEUTRAL	0- 0	0- 0	0- 0				
0- 8	0- 0	0- 1	NON-CONFERENCE	0- 2	0- 3	0- 2				
0- 0	0- 0	0- 0	HOME	0- 0	0- 0	0- 0				
0- 8	0- 0	0- 1	AWAY	0- 2	0- 3	0- 2				
0- 0	0- 0	0- 0	NEUTRAL	0- 0	0- 0	0- 0				
3- 8	0- 0	0- 0	CONFERENCE	0- 0	0- 0	3- 8				
1- 3	0- 0	0- 0	HOME	0- 0	0- 0	1- 3				
2- 5	0- 0	0- 0	AWAY	0- 0	0- 0	2- 5				
0- 0	0- 0	0- 0	NEUTRAL	0- 0	0- 0	0- 0				

RPI S	Opponent	Score	RPI S	Opponent	Score	RPI S	Opponent	Score	RPI S	Opponent	Score	Team's RPI: 320
44	A Arkansas St.	50 82	90	A Northwestern	47 91	128	A Central Ark.	35 58				
			96	A Iowa St.	41 91	132	A La.-Lafayette	61 73				
						150	A Alabama	50 97				
						170	A East Carolina	58 87				
						178	A Southern U.	57 66				
						231	A Grambling	70 66				
						231	H Grambling	76 85				
						233	A Texas Southern	39 68				
						272	A Prairie View	54 58				
						275	A Jacksonville St.	65 67				
						284	H Alabama St.	51 52				
						328	A Jackson St.	65 79				
						328	H Jackson St.	66 73				
						334	A Ark.-Pine Bluff	69 71				
						345	H Alabama A&M	68 52				
						348	A Mississippi Val.	81 66				
LAST 12 Division I GAMES:												
231	A Grambling	70 66	348	A Mississippi Val.	81 66							
328	A Jackson St.	65 79	231	H Grambling	76 85							
178	A Southern U.	57 66	328	H Jackson St.	66 73							
284	H Alabama St.	51 52	233	A Texas Southern	39 68							
345	H Alabama A&M	68 52	272	A Prairie View	54 58							
334	A Ark.-Pine Bluff	69 71	132	A La.-Lafayette	61 73							

Non-Div I Games: Mt. Mercy 60 56 Delta St. 66 57

Alcorn

Loss, Non-Conf, S Site, H Home A Away N Neutral

Average RPI Win:	271	WON-LOST	WINNING	LAST 10	STRENGTH OF	OPP. STRENGTH	TEAM	ADJ.	CONF.	ADJ CONF.
Average RPI Loss:	150	RECORD	PCT. RANK	GAMES	SCHEDULE	OF SCHEDULE	RPI	RPI	RPI	RPI
DIV. I ONLY	6- 17	288	3- 7	138	279	263	263	28	28	
DIV. I NON-CONF.	2- 9	296	0- 0	26	195	199	199	28	28	
TOTALS	RPI 1-25	RPI 26-50	W-L RECORDS	RPI 51-100	RPI 101-150	RPI 150+				
6- 17	0- 0	0- 3	OVERALL	0- 5	0- 2	6- 7				
3- 7	0- 0	0- 0	HOME	0- 4	0- 1	3- 2				
3- 10	0- 0	0- 3	AWAY	0- 1	0- 1	3- 5				
0- 0	0- 0	0- 0	NEUTRAL	0- 0	0- 0	0- 0				
2- 9	0- 0	0- 3	NON-CONFERENCE	0- 2	0- 2	2- 2				
1- 3	0- 0	0- 0	HOME	0- 2	0- 1	1- 0				
1- 6	0- 0	0- 3	AWAY	0- 0	0- 1	1- 2				
0- 0	0- 0	0- 0	NEUTRAL	0- 0	0- 0	0- 0				
4- 8	0- 0	0- 0	CONFERENCE	0- 3	0- 0	4- 5				
2- 4	0- 0	0- 0	HOME	0- 2	0- 0	2- 2				
2- 4	0- 0	0- 0	AWAY	0- 1	0- 0	2- 3				
0- 0	0- 0	0- 0	NEUTRAL	0- 0	0- 0	0- 0				

RPI S	Opponent	Score	RPI S	Opponent	Score	RPI S	Opponent	Score	RPI S	Opponent	Score	Team's RPI: 263
			35	A George Washington	48 78	67	H Hofstra	51 60	123	H Wake Forest	70 71	
			40	A Princeton	34 72	70	H Army West Point	42 52	144	A Pittsburgh	58 76	
			47	A James Madison	45 74	73	H Elon	54 62	168	A UMBC	46 47	
						91	A Bucknell	54 60	200	A William & Mary	51 62	
						91	H Bucknell	60 66	204	A Lehigh	59 55	
									204	H Lehigh	52 61	
									232	H Manhattan	52 48	
									254	A Dartmouth	45 41	
									256	A Loyola Maryland	46 52	
									264	A Holy Cross	54 59	
									295	A Colgate	49 37	
									295	H Colgate	64 56	
									330	H Lafayette	51 60	
									347	A Boston U.	59 63	
									347	H Boston U.	79 33	
LAST 12 Division I GAMES:												
			347	H Boston U.	79 33	70	H Army West Point	42 52				
			204	H Lehigh	52 61	347	A Boston U.	59 63				
			91	A Bucknell	54 60	204	A Lehigh	59 55				
			295	H Colgate	64 56	91	H Bucknell	60 66				
			264	A Holy Cross	54 59	295	A Colgate	49 37				
			330	H Lafayette	51 60	256	A Loyola Maryland	46 52				

Non-Div I Games:

American

 Loss,
 Non-Conf,
 S Site,
 H Home
 A Away
N Neutral

Average RPI Win:	209	WON-LOST	WINNING	LAST 10	STRENGTH OF	OPP. STRENGTH	TEAM	ADJ.	CONF.	ADJ CONF.
Average RPI Loss:	169	RECORD	PCT. RANK	GAMES	SCHEDULE	OF SCHEDULE	RPI	RPI	RPI	RPI
DIV. I ONLY	8- 14	247	4- 6	184	215	243	243	16	16	
DIV. I NON-CONF.	3- 6	234	0- 0	179	201	258	258	14	14	
TOTALS	RPI 1-25	RPI 26-50	W-L RECORDS	RPI 51-100	RPI 101-150	RPI 150+				
8- 14	0- 0	0- 1	OVERALL	0- 1	2- 5	6- 7				
6- 4	0- 0	0- 0	HOME	0- 0	2- 2	4- 2				
2- 8	0- 0	0- 1	AWAY	0- 0	0- 3	2- 4				
0- 2	0- 0	0- 0	NEUTRAL	0- 1	0- 0	0- 1				
3- 6	0- 0	0- 0	NON-CONFERENCE	0- 1	1- 3	2- 2				
3- 1	0- 0	0- 0	HOME	0- 0	1- 1	2- 0				
0- 3	0- 0	0- 0	AWAY	0- 0	0- 2	0- 1				
0- 2	0- 0	0- 0	NEUTRAL	0- 1	0- 0	0- 1				
5- 8	0- 0	0- 1	CONFERENCE	0- 0	1- 2	4- 5				
3- 3	0- 0	0- 0	HOME	0- 0	1- 1	2- 2				
2- 5	0- 0	0- 1	AWAY	0- 0	0- 1	2- 3				
0- 0	0- 0	0- 0	NEUTRAL	0- 0	0- 0	0- 0				

RPI 1-25			RPI 26-50			RPI 51-100			RPI 101+			Team's RPI: 243
RPI	S	Opponent	Score	RPI	S	Opponent	Score	RPI	S	Opponent	Score	
				44	A	Arkansas St.	60 83	81	N	South Dakota	60 87	
								103	H	Liberty	68 74	
								104	A	North Carolina	59 68	
								132	A	La.-Lafayette	51 60	
								132	H	La.-Lafayette	76 59	
								142	H	UT Arlington	45 76	
								143	H	ETSU	70 52	
								150	A	Alabama	59 93	
								162	A	Little Rock	50 67	
								184	A	Troy	96 81	
								190	A	Col. of Charleston	50 60	
								202	A	Texas St.	76 87	
								202	H	Texas St.	90 71	
								205	A	South Ala.	55 71	
								210	H	Furman	92 78	
								222	H	Richmond	73 59	
								269	H	Georgia St.	75 80	
								271	H	Ga. Southern	50 65	
								289	A	La.-Monroe	57 54	
								289	H	La.-Monroe	64 52	
								308	N	Delaware St.	69 76	
LAST 12 Division I GAMES:												
202	A	Texas St.	76 87	269	H	Georgia St.	75 80					
289	H	La.-Monroe	64 52	44	A	Arkansas St.	60 83					
132	H	La.-Lafayette	76 59	162	A	Little Rock	50 67					
205	A	South Ala.	55 71	202	H	Texas St.	90 71					
184	A	Troy	96 81	142	H	UT Arlington	45 76					
271	H	Ga. Southern	50 65	132	A	La.-Lafayette	51 60					

Non-Div I Games:

Appalachian St.

■ Loss,
 ■ Non-Conf,
 S Site,
 ■ Home
 ■ Away
 N Neutral

Arizona

Through Games Of Feb. 12, 2016

Average RPI Win:	175	WON-LOST	WINNING	LAST 10	STRENGTH OF	OPP. STRENGTH	TEAM	ADJ.	CONF.	ADJ CONF.
Average RPI Loss:	43	RECORD	PCT. RANK	GAMES	SCHEDULE	OF SCHEDULE	RPI	RPI	RPI	RPI
DIV. I ONLY	11- 14	206	1- 9	26	25	106	106	1	1	
DIV. I NON-CONF.	9- 3	69	0- 0	114	180	70	70	1	1	
TOTALS	RPI 1-25	RPI 26-50	W-L RECORDS	RPI 51-100	RPI 101-150	RPI 150+				
11- 14	0- 6	0- 2	OVERALL	2- 5	1- 0	8- 1				
8- 5	0- 3	0- 1	HOME	2- 1	0- 0	6- 0				
2- 7	0- 0	0- 0	AWAY	0- 0	1- 0	1- 0				
1- 2	0- 0	0- 0	NEUTRAL	0- 1	0- 0	1- 1				
9- 3	0- 0	0- 0	NON-CONFERENCE	1- 2	1- 0	7- 1				
6- 0	0- 0	0- 0	HOME	1- 0	0- 0	5- 0				
2- 1	0- 0	0- 0	AWAY	0- 1	1- 0	1- 0				
1- 2	0- 0	0- 0	NEUTRAL	0- 1	0- 0	1- 1				
2- 11	0- 6	0- 2	CONFERENCE	1- 3	0- 0	1- 0				
2- 5	0- 3	0- 1	HOME	1- 1	0- 0	1- 0				
0- 6	0- 3	0- 1	AWAY	0- 2	0- 0	0- 0				
0- 0	0- 0	0- 0	NEUTRAL	0- 0	0- 0	0- 0				

RPI S Opponent	Score	RPI S Opponent	Score	RPI S Opponent	Score	RPI S Opponent	Score	Team's RPI: 106
6 A Stanford	58 82	28 A Washington	47 63	56 A Oregon	54 76	108 A Toledo	62 59	
6 H Stanford	34 59	36 H Southern California	57 67	63 N FGCU	55 57	157 N SMU	46 58	
8 A Oregon St.	43 71			68 A Washington St.	46 67	164 H Pacific	69 56	
9 A Arizona St.	49 61			71 A San Diego	54 59	167 H Louisiana Tech	77 67	
9 H Arizona St.	47 62			74 H Utah	55 60	175 H George Mason	68 60	
10 H UCLA	39 73			79 H California	57 52	177 H Colorado	63 52	
				100 H New Mexico St.	68 64	192 H Kansas	67 52	
						212 A North Texas	51 44	
						226 N Gardner-Webb	79 60	
						324 H Howard	65 28	
LAST 12 Division I GAMES:								
6 A Stanford	58 82	9 A Arizona St.	49 61					
10 H UCLA	39 73	177 H Colorado	63 52					
36 H Southern California	57 67	74 H Utah	55 60					
56 A Oregon	54 76	28 A Washington	47 63					
8 A Oregon St.	43 71	68 A Washington St.	46 67					
9 H Arizona St.	47 62	79 H California	57 52					

Non-Div I Games:

Arizona

Loss, Non-Conf, S Site, H Home A Away N Neutral

Average RPI Win:	104	WON-LOST	WINNING	LAST 10	STRENGTH OF	OPP. STRENGTH	TEAM	ADJ.	CONF.	ADJ CONF.
Average RPI Loss:	33	RECORD	PCT. RANK	GAMES	SCHEDULE	OF SCHEDULE	RPI	RPI	RPI	RPI
DIV. I ONLY	21- 4	18	9- 1	20	8	9	9	1	1	
DIV. I NON-CONF.	9- 3	69	0- 0	30	37	28	28	1	1	
TOTALS	RPI 1-25	RPI 26-50	W-L RECORDS	RPI 51-100	RPI 101-150	RPI 150+				
21- 4	4- 3	2- 0	OVERALL	6- 1	3- 0	6- 0				
11- 2	3- 1	1- 0	HOME	3- 1	1- 0	3- 0				
9- 1	1- 1	1- 0	AWAY	3- 0	2- 0	2- 0				
1- 1	0- 1	0- 0	NEUTRAL	0- 0	0- 0	1- 0				
9- 3	2- 2	0- 0	NON-CONFERENCE	1- 1	1- 0	5- 0				
4- 2	1- 1	0- 0	HOME	1- 1	0- 0	2- 0				
4- 0	1- 0	0- 0	AWAY	0- 0	1- 0	2- 0				
1- 1	0- 1	0- 0	NEUTRAL	0- 0	0- 0	1- 0				
12- 1	2- 1	2- 0	CONFERENCE	5- 0	2- 0	1- 0				
7- 0	2- 0	1- 0	HOME	2- 0	1- 0	1- 0				
5- 1	0- 1	1- 0	AWAY	3- 0	1- 0	0- 0				
0- 0	0- 0	0- 0	NEUTRAL	0- 0	0- 0	0- 0				

RPI 1-25				Team's RPI: 9				RPI 26-50				RPI 51-100				RPI 101+			
RPI	S	Opponent	Score	RPI	S	Opponent	Score	RPI	S	Opponent	Score	RPI	S	Opponent	Score				
3	N	South Carolina	58 60	28	A	Washington	68 61	56	A	Oregon	63 58	106	A	Arizona	62 47				
6	H	Stanford	49 31	36	H	Southern California	69 68	68	A	Washington St.	63 45	106	H	Arizona	61 49				
8	A	Oregon St.	44 67					74	H	Utah	80 60	129	A	Hawaii	75 49				
10	H	UCLA	65 61					79	A	California	64 49	157	A	SMU	64 57				
13	H	Florida St.	68 56					79	H	California	57 49	177	H	Colorado	64 37				
22	H	Kentucky	64 68					86	H	Marquette	90 80	206	A	Hartford	60 29				
23	A	Syracuse	61 54					98	H	VCU	48 57	228	H	Columbia	70 49				

Non-Div I Games:

Arizona St.

■ Loss,
 ■ Non-Conf, S Site,
 ■ Home
 ■ Away
 N Neutral

Average RPI Win:	306	WON-LOST	WINNING	LAST 10	STRENGTH OF	OPP. STRENGTH	TEAM	ADJ.	CONF.	ADJ CONF.
Average RPI Loss:	192	RECORD	PCT. RANK	GAMES	SCHEDULE	OF SCHEDULE	RPI	RPI	RPI	RPI
DIV. I ONLY	4- 14	300	4- 6	310	311	334	334	32	32	
DIV. I NON-CONF.	0- 7	338	0- 1	98	19	292	292	31	31	
TOTALS	RPI 1-25	RPI 26-50	W-L RECORDS	RPI 51-100	RPI 101-150	RPI 150+				
4- 14	0- 0	0- 1	OVERALL	0- 2	0- 2	4- 9				
4- 2	0- 0	0- 0	HOME	0- 0	0- 0	4- 2				
0- 12	0- 0	0- 1	AWAY	0- 0	0- 2	0- 3				
0- 0	0- 0	0- 0	NEUTRAL	0- 0	0- 0	0- 0				
0- 7	0- 0	0- 1	NON-CONFERENCE	0- 2	0- 2	0- 2				
0- 0	0- 0	0- 0	HOME	0- 0	0- 0	0- 0				
0- 7	0- 0	0- 1	AWAY	0- 2	0- 2	0- 2				
0- 0	0- 0	0- 0	NEUTRAL	0- 0	0- 0	0- 0				
4- 7	0- 0	0- 0	CONFERENCE	0- 0	0- 0	4- 7				
4- 2	0- 0	0- 0	HOME	0- 0	0- 0	4- 2				
0- 5	0- 0	0- 0	AWAY	0- 0	0- 0	0- 5				
0- 0	0- 0	0- 0	NEUTRAL	0- 0	0- 0	0- 0				

RPI 1-25			RPI 26-50			RPI 51-100			RPI 101+ Team's RPI: 334		
RPI	S	Opponent	Score	RPI	S	Opponent	Score	RPI	S	Opponent	Score
				30	A	Missouri	34 85	75	A	Nebraska	46 96
								96	A	Iowa St.	41 70
								108	A	Toledo	47 74
								133	A	Texas Tech	40 84
								151	A	UAB	32 82
								155	A	Ole Miss	45 80
								178	H	Southern U.	61 78
								231	H	Grambling	83 68
								233	A	Texas Southern	30 57
								272	A	Prairie View	55 70
								284	A	Alabama St.	63 72
								284	H	Alabama St.	53 68
								320	H	Alcorn	71 69
								328	H	Jackson St.	71 66
								345	A	Alabama A&M	70 78
								345	H	Alabama A&M	69 60
								348	A	Mississippi Val.	60 62
LAST 12 Division I GAMES:											
284	H	Alabama St.	53 68	320	H	Alcorn	71 69				
345	H	Alabama A&M	69 60	178	H	Southern U.	61 78				
328	H	Jackson St.	71 66	284	A	Alabama St.	63 72				
231	H	Grambling	83 68	345	A	Alabama A&M	70 78				
233	A	Texas Southern	30 57	348	A	Mississippi Val.	60 62				
272	A	Prairie View	55 70	108	A	Toledo	47 74				

Non-Div I Games: Talladega 73 83 Philander Smith 63 51 Tougaloo 65 51 Talladega 68 55
Ark.-Pine Bluff

Loss, Non-Conf, S Site, H Home A Away N Neutral

Arkansas

Through Games Of Feb. 12, 2016

Average RPI Win:	162	WON-LOST	WINNING	LAST 10	STRENGTH OF	OPP. STRENGTH	TEAM	ADJ.	CONF.	ADJ CONF.
Average RPI Loss:	60	RECORD	PCT. RANK	GAMES	SCHEDULE	OF SCHEDULE	RPI	RPI	RPI	RPI
DIV. I ONLY	10- 14	217	5- 5	37	30	130	130	2	2	
DIV. I NON-CONF.	5- 8	209	1- 0	196	132	252	252	2	2	
TOTALS	RPI 1-25	RPI 26-50	W-L RECORDS	RPI 51-100	RPI 101-150	RPI 150+				
10- 14	2- 7	1- 1	OVERALL	1- 3	2- 1	4- 2				
9- 4	2- 2	1- 0	HOME	1- 1	1- 0	4- 1				
1- 7	0- 3	0- 1	AWAY	0- 2	1- 0	0- 1				
0- 3	0- 2	0- 0	NEUTRAL	0- 0	0- 1	0- 0				
5- 8	0- 2	0- 1	NON-CONFERENCE	0- 2	1- 1	4- 2				
5- 2	0- 0	0- 0	HOME	0- 1	1- 0	4- 1				
0- 3	0- 0	0- 1	AWAY	0- 1	0- 0	0- 1				
0- 3	0- 2	0- 0	NEUTRAL	0- 0	0- 1	0- 0				
5- 6	2- 5	1- 0	CONFERENCE	1- 1	1- 0	0- 0				
4- 2	2- 2	1- 0	HOME	1- 0	0- 0	0- 0				
1- 4	0- 3	0- 0	AWAY	0- 1	1- 0	0- 0				
0- 0	0- 0	0- 0	NEUTRAL	0- 0	0- 0	0- 0				

RPI	S	Opponent	Score	RPI	S	Opponent	Score	RPI	S	Opponent	Score	RPI	S	Opponent	Score	Team's RPI: 130
3	A	South Carolina	32 85	30	H	Missouri	64 52	55	A	South Dakota St.	69 76	119	A	LSU	48 44	
7	N	Texas	50 61	42	A	Rutgers	40 60	57	A	Auburn	60 71	132	N	La.-Lafayette	59 67	
8	N	Oregon St.	47 63					66	H	Vanderbilt	57 56	149	H	Oral Roberts	65 50	
12	A	Tennessee	57 75					84	H	Missouri St.	54 69	183	H	Tulsa	67 74	
12	H	Tennessee	64 59									198	A	Butler	57 63	
15	H	Texas A&M	67 61									239	H	Sam Houston St.	67 47	
20	H	Florida	66 71									306	H	Southeastern La.	97 53	
21	A	Mississippi St.	55 80									340	H	New Orleans	73 41	
21	H	Mississippi St.	55 65									348	H	Mississippi Val.	86 46	
LAST 12 Division I GAMES:																
66	H	Vanderbilt	57 56	30	H	Missouri	64 52	12	H	Tennessee	64 59	21	A	Mississippi St.	55 80	
12	A	Tennessee	57 75	15	H	Texas A&M	67 61	3	A	South Carolina	32 85					
21	H	Mississippi St.	55 65	57	A	Auburn	60 71	340	H	New Orleans	73 41					
20	H	Florida	66 71													
57	A	Auburn	60 71													
119	A	LSU	48 44													

Non-Div I Games:

Arkansas

■ Loss,
■ Non-Conf, S Site,
■ Home
■ Away
N Neutral

Average RPI Win:	208	WON-LOST	WINNING	LAST 10	STRENGTH OF	OPP. STRENGTH	TEAM	ADJ.	CONF.	ADJ CONF.
Average RPI Loss:	51	RECORD	PCT. RANK	GAMES	SCHEDULE	OF SCHEDULE	RPI	RPI	RPI	RPI
DIV. I ONLY	19- 3	14	10- 0	155	199	44	44	16	16	
DIV. I NON-CONF.	6- 3	100	0- 0	136	167	69	69	14	14	
TOTALS	RPI 1-25	RPI 26-50	W-L RECORDS	RPI 51-100	RPI 101-150	RPI 150+				
19- 3	0- 1	0- 0	OVERALL	2- 2	3- 0	14- 0				
11- 0	0- 0	0- 0	HOME	0- 0	1- 0	10- 0				
8- 3	0- 1	0- 0	AWAY	2- 2	2- 0	4- 0				
0- 0	0- 0	0- 0	NEUTRAL	0- 0	0- 0	0- 0				
6- 3	0- 1	0- 0	NON-CONFERENCE	2- 2	0- 0	4- 0				
3- 0	0- 0	0- 0	HOME	0- 0	0- 0	3- 0				
3- 3	0- 1	0- 0	AWAY	2- 2	0- 0	1- 0				
0- 0	0- 0	0- 0	NEUTRAL	0- 0	0- 0	0- 0				
13- 0	0- 0	0- 0	CONFERENCE	0- 0	3- 0	10- 0				
8- 0	0- 0	0- 0	HOME	0- 0	1- 0	7- 0				
5- 0	0- 0	0- 0	AWAY	0- 0	2- 0	3- 0				
0- 0	0- 0	0- 0	NEUTRAL	0- 0	0- 0	0- 0				

RPI 1-25				RPI 26-50				RPI 51-100				RPI 101+			
RPI	S	Opponent	Score	RPI	S	Opponent	Score	RPI	S	Opponent	Score	RPI	S	Opponent	Score
20	A	Florida	72 76					59	A	Chattanooga	54 55	132	A	La.-Lafayette	74 62
								63	A	FGCU	62 48	132	H	La.-Lafayette	83 56
								75	A	Nebraska	71 79	142	A	UT Arlington	78 71
								87	A	UT Martin	76 74	162	H	Little Rock	66 53
												184	A	Troy	101 81
												184	H	Troy	94 80
												202	A	Texas St.	74 59
												205	A	South Ala.	66 53
												205	H	South Ala.	58 51
												243	H	Appalachian St.	83 60
												269	H	Georgia St.	75 54
												271	H	Ga. Southern	77 54
												274	A	Tennessee Tech	77 55
												281	H	Austin Peay	66 55
												289	H	La.-Monroe	66 43
												304	H	Wichita St.	67 40
												320	H	Alcorn	82 50
LAST 12 Division I GAMES:															
132	A	La.-Lafayette	74 62	142	A	UT Arlington	78 71								
184	H	Troy	94 80	162	H	Little Rock	66 53								
205	H	South Ala.	58 51	243	H	Appalachian St.	83 60								
271	H	Ga. Southern	77 54	132	H	La.-Lafayette	83 56								
269	H	Georgia St.	75 54	289	H	La.-Monroe	66 43								
202	A	Texas St.	74 59	205	A	South Ala.	66 53								

Non-Div I Games:

Arkansas St.

■ Loss,
 ■ Non-Conf, S Site,
 ■ Home
 ■ Away
 N Neutral

Average RPI Win:	244	WON-LOST	WINNING	LAST 10	STRENGTH OF	OPP. STRENGTH	TEAM	ADJ.	CONF.	ADJ CONF.
Average RPI Loss:	70	RECORD	PCT. RANK	GAMES	SCHEDULE	OF SCHEDULE	RPI	RPI	RPI	RPI
DIV. I ONLY	19- 2	8	10- 0	283	272	70	70	28	28	
DIV. I NON-CONF.	8- 1	23	0- 0	274	245	82	82	28	28	
TOTALS	RPI 1-25	RPI 26-50	W-L RECORDS	RPI 51-100	RPI 101-150	RPI 150+				
19- 2	0- 0	0- 1	OVERALL	2- 1	2- 0	15- 0				
11- 0	0- 0	0- 0	HOME	2- 0	1- 0	8- 0				
7- 2	0- 0	0- 1	AWAY	0- 1	1- 0	6- 0				
1- 0	0- 0	0- 0	NEUTRAL	0- 0	0- 0	1- 0				
8- 1	0- 0	0- 1	NON-CONFERENCE	1- 0	2- 0	5- 0				
5- 0	0- 0	0- 0	HOME	1- 0	1- 0	3- 0				
3- 1	0- 0	0- 1	AWAY	0- 0	1- 0	2- 0				
0- 0	0- 0	0- 0	NEUTRAL	0- 0	0- 0	0- 0				
11- 1	0- 0	0- 0	CONFERENCE	1- 1	0- 0	10- 0				
6- 0	0- 0	0- 0	HOME	1- 0	0- 0	5- 0				
4- 1	0- 0	0- 0	AWAY	0- 1	0- 0	4- 0				
1- 0	0- 0	0- 0	NEUTRAL	0- 0	0- 0	1- 0				

RPI 1-25				RPI 26-50				RPI 51-100				Team's RPI: 70				RPI 101+			
RPI	S	Opponent	Score	RPI	S	Opponent	Score	RPI	S	Opponent	Score	RPI	S	Opponent	Score	RPI	S	Opponent	Score
48	A	Duke	61 72	52	H	Albany (NY)	65 62	109	H	Quinnipiac	67 57								
				91	A	Bucknell	69 79	135	A	Yale	65 61								
				91	H	Bucknell	68 63	204	H	Lehigh	63 39								
								247	N	Navy	75 38								
								252	H	Pepperdine	63 53								
								256	A	Loyola Maryland	52 44								
								256	H	Loyola Maryland	70 37								
								263	A	American	52 42								
								264	H	Holy Cross	77 58								
								277	H	Central Conn. St.	81 52								
								292	H	Rider	57 42								
								295	A	Colgate	78 55								
								295	H	Colgate	67 55								
								330	A	Lafayette	78 45								
								330	H	Lafayette	84 57								
								343	A	NJIT	71 35								
								344	A	St. Francis Brooklyn	74 35								
LAST 12 Division I GAMES:																			
295	A	Colgate	78 55	263	A	American	52 42												
256	A	Loyola Maryland	52 44	295	H	Colgate	67 55												
330	H	Lafayette	84 57	256	H	Loyola Maryland	70 37												
91	H	Bucknell	68 63	330	A	Lafayette	78 45												
247	N	Navy	75 38	91	A	Bucknell	69 79												
264	H	Holy Cross	77 58	204	H	Lehigh	63 39												

Non-Div I Games: Emerson 86 47

Army West Point

Average RPI Win: 173	WON-LOST	WINNING	LAST 10	STRENGTH OF	OPP. STRENGTH	TEAM	ADJ.	CONF.	ADJ CONF.
Average RPI Loss: 42	RECORD	PCT. RANK	GAMES	SCHEDULE	OF SCHEDULE	RPI	RPI	RPI	RPI
DIV. I ONLY	17- 8	82	6- 4	96	37	57	57	2	2
DIV. I NON-CONF.	10- 3	61	0- 0	270	114	109	109	2	2

TOTALS	RPI 1-25	RPI 26-50	W-L RECORDS	RPI 51-100	RPI 101-150	RPI 150+			
17- 8	1- 4	0- 1	OVERALL	2- 2	5- 1	9- 0			
8- 2	1- 1	0- 0	HOME	1- 0	2- 1	4- 0			
6- 6	0- 3	0- 1	AWAY	0- 2	2- 0	4- 0			
3- 0	0- 0	0- 0	NEUTRAL	1- 0	1- 0	1- 0			
10- 3	0- 0	0- 0	NON-CONFERENCE	1- 2	1- 1	8- 0			
4- 1	0- 0	0- 0	HOME	0- 0	0- 1	4- 0			
3- 2	0- 0	0- 0	AWAY	0- 2	0- 0	3- 0			
3- 0	0- 0	0- 0	NEUTRAL	1- 0	1- 0	1- 0			
7- 5	1- 4	0- 1	CONFERENCE	1- 0	4- 0	1- 0			
4- 1	1- 1	0- 0	HOME	1- 0	2- 0	0- 0			
3- 4	0- 3	0- 1	AWAY	0- 0	2- 0	1- 0			
0- 0	0- 0	0- 0	NEUTRAL	0- 0	0- 0	0- 0			

RPI 1-25				RPI 26-50				RPI 51-100 Team's RPI: 57				RPI 101+			
RPI	S	Opponent	Score	RPI	S	Opponent	Score	RPI	S	Opponent	Score	RPI	S	Opponent	Score
3	H	South Carolina	58 74	27	A	Georgia	30 63	63	A	FGCU	45 52	101	H	Virginia	52 69
12	A	Tennessee	52 79					66	H	Vanderbilt	53 45	119	A	LSU	63 53
21	A	Mississippi St.	45 60					82	N	Minnesota	81 79	127	N	Boise St.	55 53
22	A	Kentucky	47 54					86	A	Marquette	69 70	130	H	Arkansas	71 60
22	H	Kentucky	66 61									150	A	Alabama	59 55
												150	H	Alabama	72 59
												151	H	UAB	85 71
												155	A	Ole Miss	65 60
												170	H	East Carolina	83 69
												175	H	George Mason	88 59
												250	N	Coppin St.	69 54
												286	A	Towson	74 52
												296	A	Savannah St.	62 40
												306	A	Southeastern La.	80 68
												313	H	Winthrop	76 33

LAST 12 Division I GAMES:															
155	A	Ole Miss	65 60	3	H	South Carolina	58 74								
150	A	Alabama	59 55	22	A	Kentucky	47 54								
66	H	Vanderbilt	53 45	150	H	Alabama	72 59								
119	A	LSU	63 53	12	A	Tennessee	52 79								
27	A	Georgia	30 63	21	A	Mississippi St.	45 60								
130	H	Arkansas	71 60	22	H	Kentucky	66 61								

Non-Div I Games:

Auburn

■ Loss,
 ■ Non-Conf, S Site,
 ■ Home
 ■ Away
 N Neutral

Average RPI Win:	277	WON-LOST	WINNING	LAST 10	STRENGTH OF	OPP. STRENGTH	TEAM	ADJ.	CONF.	ADJ CONF.
Average RPI Loss:	148	RECORD	PCT. RANK	GAMES	SCHEDULE	OF SCHEDULE	RPI	RPI	RPI	RPI
DIV. I ONLY	5- 18	301	3- 7	166	213	281	281	24	24	
DIV. I NON-CONF.	0- 11	338	0- 0	29	104	269	269	23	23	
TOTALS	RPI 1-25	RPI 26-50	W-L RECORDS	RPI 51-100	RPI 101-150	RPI 150+				
5- 18	0- 0	0- 2	OVERALL	0- 6	0- 3	5- 7				
4- 3	0- 0	0- 0	HOME	0- 2	0- 0	4- 1				
1- 14	0- 0	0- 1	AWAY	0- 4	0- 3	1- 6				
0- 1	0- 0	0- 1	NEUTRAL	0- 0	0- 0	0- 0				
0- 11	0- 0	0- 2	NON-CONFERENCE	0- 5	0- 2	0- 2				
0- 2	0- 0	0- 0	HOME	0- 2	0- 0	0- 0				
0- 8	0- 0	0- 1	AWAY	0- 3	0- 2	0- 2				
0- 1	0- 0	0- 1	NEUTRAL	0- 0	0- 0	0- 0				
5- 7	0- 0	0- 0	CONFERENCE	0- 1	0- 1	5- 5				
4- 1	0- 0	0- 0	HOME	0- 0	0- 0	4- 1				
1- 6	0- 0	0- 0	AWAY	0- 1	0- 1	1- 4				
0- 0	0- 0	0- 0	NEUTRAL	0- 0	0- 0	0- 0				

RPI 1-25				RPI 26-50				RPI 51-100				RPI 101+ Team's RPI: 281			
RPI	S	Opponent	Score	RPI	S	Opponent	Score	RPI	S	Opponent	Score	RPI	S	Opponent	Score
				43	N	Indiana	58 90	60	A	Western Ky.	69 88	102	A	Wright St.	56 77
				44	A	Arkansas St.	55 66	65	A	Ball St.	44 72	107	A	Belmont	82 88
								66	A	Vanderbilt	56 73	143	A	ETSU	76 80
								77	H	Middle Tenn.	55 86	171	H	SIUE	61 72
								79	H	California	58 67	196	A	Southeast Mo. St.	69 71
								87	A	UT Martin	51 75	207	H	Eastern Ky.	94 66
												262	A	Miami (OH)	60 75
												267	A	Tennessee St.	58 66
												274	H	Tennessee Tech	91 75
												275	H	Jacksonville St.	61 59
												276	A	Murray St.	72 75
												291	A	Kennesaw St.	65 73
												293	A	Morehead St.	96 75
												336	A	Eastern Ill.	56 64
												336	H	Eastern Ill.	80 45
LAST 12 Division I GAMES:															
				336	A	Eastern Ill.	56 64	293	A	Morehead St.	96 75				
				276	A	Murray St.	72 75	107	A	Belmont	82 88				
				87	A	UT Martin	51 75	267	A	Tennessee St.	58 66				
				196	A	Southeast Mo. St.	69 71	274	H	Tennessee Tech	91 75				
				171	H	SIUE	61 72	275	H	Jacksonville St.	61 59				
				336	H	Eastern Ill.	80 45	207	H	Eastern Ky.	94 66				

Non-Div I Games: Trevecca Nazarene 97 75 Christian Bros. 74 55

Austin Peay

■ Loss,
 ■ Non-Conf,
 ■ S Site,
 ■ H Home
 ■ A Away
 N Neutral

Average RPI Win:	152	WON-LOST	WINNING	LAST 10	STRENGTH OF	OPP. STRENGTH	TEAM	ADJ.	CONF.	ADJ CONF.
Average RPI Loss:	45	RECORD	PCT. RANK	GAMES	SCHEDULE	OF SCHEDULE	RPI	RPI	RPI	RPI
DIV. I ONLY	20- 4	20	10- 0	60	86	14	14	9	9	
DIV. I NON-CONF.	7- 3	91	0- 0	16	53	15	15	9	9	
TOTALS	RPI 1-25	RPI 26-50	W-L RECORDS	RPI 51-100	RPI 101-150	RPI 150+				
20- 4	1- 0	0- 2	OVERALL	5- 2	4- 0	10- 0				
10- 0	0- 0	0- 0	HOME	3- 0	1- 0	6- 0				
7- 3	0- 0	0- 1	AWAY	2- 2	1- 0	4- 0				
3- 1	1- 0	0- 1	NEUTRAL	0- 0	2- 0	0- 0				
7- 3	1- 0	0- 2	NON-CONFERENCE	1- 1	2- 0	3- 0				
3- 0	0- 0	0- 0	HOME	1- 0	0- 0	2- 0				
1- 2	0- 0	0- 1	AWAY	0- 1	0- 0	1- 0				
3- 1	1- 0	0- 1	NEUTRAL	0- 0	2- 0	0- 0				
13- 1	0- 0	0- 0	CONFERENCE	4- 1	2- 0	7- 0				
7- 0	0- 0	0- 0	HOME	2- 0	1- 0	4- 0				
6- 1	0- 0	0- 0	AWAY	2- 1	1- 0	3- 0				
0- 0	0- 0	0- 0	NEUTRAL	0- 0	0- 0	0- 0				

RPI S	Opponent	Score	RPI S	Opponent	Score	RPI S	Opponent	Score	RPI S	Opponent	Score
15 N	Texas A&M	72 64	27 N	Georgia	58 66	51 A	Colorado St.	55 61	113 A	San Francisco	66 57
			31 A	Oklahoma	47 73	58 A	Santa Clara	68 63	113 H	San Francisco	65 62
						61 A	St. Mary's (CA)	65 44	129 N	Hawaii	67 56
						61 H	St. Mary's (CA)	65 59	131 N	Penn St.	63 51
						71 A	San Diego	65 78	164 A	Pacific	67 57
						74 H	Utah	73 59	164 H	Pacific	79 62
						88 H	Gonzaga	58 54	191 A	Weber St.	68 51
									211 H	Utah St.	81 69
									219 H	Utah Valley	78 62
									235 A	Loyola Marymount	82 75
									235 H	Loyola Marymount	75 61
									252 A	Pepperdine	77 66
									252 H	Pepperdine	69 64
									283 H	Portland	78 66
LAST 12 Division I GAMES:											
113 H	San Francisco	65 62	235 H	Loyola Marymount	75 61						
61 A	St. Mary's (CA)	65 44	283 H	Portland	78 66						
164 A	Pacific	67 57	88 H	Gonzaga	58 54						
252 A	Pepperdine	77 66	113 A	San Francisco	66 57						
235 A	Loyola Marymount	82 75	58 A	Santa Clara	68 63						
252 H	Pepperdine	69 64	164 H	Pacific	79 62						

Non-Div I Games: BYU-Hawaii 85 40

BYU

Average RPI Win:	184	WON-LOST	WINNING	LAST 10	STRENGTH OF	OPP. STRENGTH	TEAM	ADJ.	CONF.	ADJ CONF.
Average RPI Loss:	49	RECORD	PCT. RANK	GAMES	SCHEDULE	OF SCHEDULE	RPI	RPI	RPI	RPI
DIV. I ONLY	15- 6	61	7- 3	90	104	65	65	11	11	
DIV. I NON-CONF.	7- 3	91	1- 0	231	101	105	105	13	13	
TOTALS	RPI 1-25	RPI 26-50	W-L RECORDS	RPI 51-100	RPI 101-150	RPI 150+				
15- 6	0- 1	0- 3	OVERALL	2- 2	6- 0	7- 0				
9- 2	0- 0	0- 1	HOME	2- 1	4- 0	3- 0				
5- 3	0- 0	0- 1	AWAY	0- 0	2- 0	3- 0				
1- 1	0- 1	0- 0	NEUTRAL	0- 0	0- 0	1- 0				
7- 3	0- 1	0- 1	NON-CONFERENCE	2- 1	0- 0	5- 0				
4- 0	0- 0	0- 0	HOME	2- 0	0- 0	2- 0				
2- 2	0- 0	0- 1	AWAY	0- 1	0- 0	2- 0				
1- 1	0- 1	0- 0	NEUTRAL	0- 0	0- 0	1- 0				
8- 3	0- 0	0- 2	CONFERENCE	0- 1	6- 0	2- 0				
5- 2	0- 0	0- 1	HOME	0- 1	4- 0	1- 0				
3- 1	0- 0	0- 1	AWAY	0- 0	2- 0	1- 0				
0- 0	0- 0	0- 0	NEUTRAL	0- 0	0- 0	0- 0				

RPI 1-25				RPI 26-50				RPI 51-100				Team's RPI: 65	RPI 101+			
RPI	S	Opponent	Score	RPI	S	Opponent	Score	RPI	S	Opponent	Score		RPI	S	Opponent	Score
20	N	Florida	79 85	32	A	Ohio	48 73	60	H	Western Ky.	74 60		108	H	Toledo	75 69
				32	H	Ohio	67 68	69	H	Central Mich.	65 74		110	H	Akron	78 71
				50	A	Purdue	63 73	76	H	Saint Louis	79 70		111	H	Eastern Mich.	76 54
								92	A	Charlotte	66 72		118	A	Western Mich.	77 53
													138	A	Buffalo	59 57
													138	H	Buffalo	68 63
													198	H	Butler	58 50
													238	A	Bowling Green	67 56
													261	N	Massachusetts	81 54
													262	H	Miami (OH)	66 41
													281	H	Austin Peay	72 44
													319	A	Evansville	73 53
													335	A	Lipscomb	72 60
LAST 12 Division I GAMES:																
				69	H	Central Mich.	65 74					238	A	Bowling Green	67 56	
				138	A	Buffalo	59 57					138	H	Buffalo	68 63	
				110	H	Akron	78 71					262	H	Miami (OH)	66 41	
				32	H	Ohio	67 68					32	A	Ohio	48 73	
				118	A	Western Mich.	77 53					108	H	Toledo	75 69	
				111	H	Eastern Mich.	76 54					76	H	Saint Louis	79 70	

Non-Div I Games: Ohio Valley 94 45

Ball St.

■ Loss,
■ Non-Conf,
■ S Site,
■ H Home
■ A Away
N Neutral

Average RPI Win: 106	WON-LOST	WINNING	LAST 10	STRENGTH OF	OPP. STRENGTH	TEAM	ADJ.	CONF.	ADJ CONF.
Average RPI Loss: 17	RECORD	PCT. RANK	GAMES	SCHEDULE	OF SCHEDULE	RPI	RPI	RPI	RPI
DIV. I ONLY	24- 1	2	10- 0	27	23	4	4	3	3
DIV. I NON-CONF.	13- 0	1	0- 0	42	56	4	4	3	3
TOTALS	RPI 1-25	RPI 26-50	W-L RECORDS	RPI 51-100	RPI 101-150	RPI 150+			
24- 1	2- 1	8- 0	OVERALL	3- 0	4- 0	7- 0			
15- 0	1- 0	4- 0	HOME	1- 0	4- 0	5- 0			
5- 1	1- 1	1- 0	AWAY	2- 0	0- 0	1- 0			
4- 0	0- 0	3- 0	NEUTRAL	0- 0	0- 0	1- 0			
13- 0	1- 0	4- 0	NON-CONFERENCE	0- 0	3- 0	5- 0			
9- 0	1- 0	1- 0	HOME	0- 0	3- 0	4- 0			
0- 0	0- 0	0- 0	AWAY	0- 0	0- 0	0- 0			
4- 0	0- 0	3- 0	NEUTRAL	0- 0	0- 0	1- 0			
11- 1	1- 1	4- 0	CONFERENCE	3- 0	1- 0	2- 0			
6- 0	0- 0	3- 0	HOME	1- 0	1- 0	1- 0			
5- 1	1- 1	1- 0	AWAY	2- 0	0- 0	1- 0			
0- 0	0- 0	0- 0	NEUTRAL	0- 0	0- 0	0- 0			

RPI	S	Opponent	Score	RPI	S	Opponent	Score	RPI	S	Opponent	Score	RPI	S	Opponent	Score
7	A	Texas	80 67	26	N	Michigan St.	84 76	95	A	TCU	81 75	133	H	Texas Tech	69 43
16	H	DePaul	86 72	31	H	Oklahoma	78 68	95	H	TCU	72 55	134	H	Northwestern St.	86 44
17	A	Oklahoma St.	45 52	33	N	Miami (FL)	88 81	96	A	Iowa St.	77 61	142	H	UT Arlington	62 20
				34	A	West Virginia	71 61					149	H	Oral Roberts	97 39
				34	H	West Virginia	69 64					152	H	Southern Miss.	97 42
				41	H	South Fla.	66 63					169	H	McNeese St.	105 46
				46	H	Kansas St.	87 52					192	A	Kansas	58 40
				47	N	James Madison	77 63					192	H	Kansas	81 49
												209	N	Cincinnati	72 34
												231	H	Grambling	96 42
												242	H	Rice	89 38
LAST 12 Division I GAMES:															
95	A	TCU	81 75	7	A	Texas	80 67	34	H	West Virginia	69 64	95	H	TCU	72 55
192	H	Kansas	81 49	46	H	Kansas St.	87 52	34	A	Kansas	58 40	31	H	Oklahoma	78 68
46	H	Kansas St.	87 52	34	A	West Virginia	71 61	17	A	Oklahoma St.	45 52				
34	A	West Virginia	71 61	133	H	Texas Tech	69 43								
133	H	Texas Tech	69 43	96	A	Iowa St.	77 61								

Non-Div I Games:

Baylor

■ Loss,
 ■ Non-Conf, S Site,
 ■ Home
 ■ Away
 N Neutral

Average RPI Win:	262	WON-LOST	WINNING	LAST 10	STRENGTH OF	OPP. STRENGTH	TEAM	ADJ.	CONF.	ADJ CONF.
Average RPI Loss:	89	RECORD	PCT. RANK	GAMES	SCHEDULE	OF SCHEDULE	RPI	RPI	RPI	RPI
DIV. I ONLY	15- 7	79	9- 1	238	233	107	107	24	24	
DIV. I NON-CONF.	6- 5	146	0- 1	101	143	88	88	23	23	
TOTALS	RPI 1-25	RPI 26-50	W-L RECORDS	RPI 51-100	RPI 101-150	RPI 150+				
15- 7	0- 2	0- 0	OVERALL	0- 2	1- 1	14- 2				
10- 0	0- 0	0- 0	HOME	0- 0	0- 0	10- 0				
5- 7	0- 2	0- 0	AWAY	0- 2	1- 1	4- 2				
0- 0	0- 0	0- 0	NEUTRAL	0- 0	0- 0	0- 0				
6- 5	0- 2	0- 0	NON-CONFERENCE	0- 2	1- 1	5- 0				
3- 0	0- 0	0- 0	HOME	0- 0	0- 0	3- 0				
3- 5	0- 2	0- 0	AWAY	0- 2	1- 1	2- 0				
0- 0	0- 0	0- 0	NEUTRAL	0- 0	0- 0	0- 0				
9- 2	0- 0	0- 0	CONFERENCE	0- 0	0- 0	9- 2				
7- 0	0- 0	0- 0	HOME	0- 0	0- 0	7- 0				
2- 2	0- 0	0- 0	AWAY	0- 0	0- 0	2- 2				
0- 0	0- 0	0- 0	NEUTRAL	0- 0	0- 0	0- 0				

RPI 1-25				RPI 26-50				RPI 51-100				RPI 101+ Team's RPI: 107			
RPI	S	Opponent	Score	RPI	S	Opponent	Score	RPI	S	Opponent	Score	RPI	S	Opponent	Score
5	A	Ohio St.	56 84					59	A	Chattanooga	53 62	114	A	IUPUI	59 62
18	A	Green Bay	62 66					60	A	Western Ky.	65 80	123	A	Wake Forest	78 64
												151	H	UAB	63 62
												171	A	SIUE	60 73
												184	H	Troy	102 93
												196	A	Southeast Mo. St.	74 81
												207	H	Eastern Ky.	72 61
												267	H	Tennessee St.	80 65
												274	A	Tennessee Tech	80 79
												275	A	Jacksonville St.	44 32
												275	H	Jacksonville St.	56 42
												276	H	Murray St.	87 61
												281	H	Austin Peay	88 82
												293	H	Morehead St.	99 71
												303	H	Cleveland St.	76 58
												335	A	Lipscomb	90 68
												336	H	Eastern Ill.	89 61
												345	A	Alabama A&M	78 28
LAST 12 Division I GAMES:															
275	H	Jacksonville St.	56 42	281	H	Austin Peay	88 82								
207	H	Eastern Ky.	72 61	276	H	Murray St.	87 61								
293	H	Morehead St.	99 71	336	H	Eastern Ill.	89 61								
274	A	Tennessee Tech	80 79	171	A	SIUE	60 73								
267	H	Tennessee St.	80 65	196	A	Southeast Mo. St.	74 81								
275	A	Jacksonville St.	44 32	60	A	Western Ky.	65 80								

Non-Div I Games: Young Harris 80 31 Trevecca Nazarene 86 59

Belmont

■ Loss,
 ■ Non-Conf, S Site,
 ■ Home
 ■ Away
 N Neutral

Bethune-Cookman

Through Games Of Feb. 12, 2016

Average RPI Win:	296	WON-LOST	WINNING	LAST 10	STRENGTH OF	OPP. STRENGTH	TEAM	ADJ.	CONF.	ADJ CONF.
Average RPI Loss:	189	RECORD	PCT. RANK	GAMES	SCHEDULE	OF SCHEDULE	RPI	RPI	RPI	RPI
DIV. I ONLY	12- 9	134	8- 2	335	319	253	253	30	30	
DIV. I NON-CONF.	4- 7	222	2- 1	276	312	265	265	30	30	
TOTALS	RPI 1-25	RPI 26-50	W-L RECORDS	RPI 51-100	RPI 101-150	RPI 150+				
12- 9	0- 0	0- 1	OVERALL	0- 0	0- 0	12- 8				
6- 3	0- 0	0- 0	HOME	0- 0	0- 0	6- 3				
4- 4	0- 0	0- 0	AWAY	0- 0	0- 0	4- 0				
2- 2	0- 0	0- 0	NEUTRAL	0- 0	0- 0	2- 2				
4- 7	0- 0	0- 1	NON-CONFERENCE	0- 0	0- 0	4- 6				
0- 3	0- 0	0- 0	HOME	0- 0	0- 0	0- 3				
2- 2	0- 0	0- 1	AWAY	0- 0	0- 0	2- 1				
2- 2	0- 0	0- 0	NEUTRAL	0- 0	0- 0	2- 2				
8- 2	0- 0	0- 0	CONFERENCE	0- 0	0- 0	8- 2				
6- 0	0- 0	0- 0	HOME	0- 0	0- 0	6- 0				
2- 2	0- 0	0- 0	AWAY	0- 0	0- 0	2- 2				
0- 0	0- 0	0- 0	NEUTRAL	0- 0	0- 0	0- 0				

RPI 1-25			RPI 26-50			RPI 51-100			RPI 101+ Team's RPI: 253		
RPI	S	Opponent	Score	RPI	S	Opponent	Score	RPI	S	Opponent	Score
				33	A	Miami (FL)	47 55				
								165	A	Hampton	45 60
								166	H	Jacksonville	53 63
								173	A	Fla. Atlantic	60 82
								174	H	Brown	61 68
								178	H	Stetson	38 62
								213	H	Morgan St.	63 48
								225	N	Western Ill.	59 75
								250	H	Coppin St.	69 56
								269	N	Georgia St.	61 68
								271	N	Ga. Southern	65 49
								296	H	Savannah St.	50 44
								298	H	Florida A&M	67 60
								300	A	Western Caro.	66 59
								301	A	North Florida	53 49
								308	H	Delaware St.	66 35
								314	H	South Carolina St.	65 50
								317	A	UMES	71 76
								324	A	Howard	81 77
								325	N	LIU Brooklyn	68 55
								346	A	Norfolk St.	53 45
LAST 12 Division I GAMES:											
308	H	Delaware St.	66 35	250	H	Coppin St.	69 56				
296	H	Savannah St.	50 44	346	A	Norfolk St.	53 45				
298	H	Florida A&M	67 60	165	A	Hampton	45 60				
324	A	Howard	81 77	325	N	LIU Brooklyn	68 55				
317	A	UMES	71 76	173	A	Fla. Atlantic	60 82				
213	H	Morgan St.	63 48	271	N	Ga. Southern	65 49				

Non-Div I Games: Warner 100 28 Edward Waters 67 48

Bethune-Cookman

Loss, Non-Conf, S Site, H Home A Away N Neutral

Binghamton

Through Games Of Feb. 12, 2016

Average RPI Win:	261	WON-LOST	WINNING	LAST 10	STRENGTH OF	OPP. STRENGTH	TEAM	ADJ.	CONF.	ADJ CONF.
Average RPI Loss:	153	RECORD	PCT. RANK	GAMES	SCHEDULE	OF SCHEDULE	RPI	RPI	RPI	RPI
DIV. I ONLY	7- 15	268	4- 6	161	266	230	230	15	15	
DIV. I NON-CONF.	2- 8	290	0- 0	215	326	298	298	18	18	
TOTALS	RPI 1-25	RPI 26-50	W-L RECORDS	RPI 51-100	RPI 101-150	RPI 150+				
7- 15	0- 0	0- 0	OVERALL	0- 5	1- 2	6- 8				
4- 3	0- 0	0- 0	HOME	0- 2	1- 0	3- 1				
3- 12	0- 0	0- 0	AWAY	0- 3	0- 2	3- 7				
0- 0	0- 0	0- 0	NEUTRAL	0- 0	0- 0	0- 0				
2- 8	0- 0	0- 0	NON-CONFERENCE	0- 2	0- 1	2- 5				
2- 0	0- 0	0- 0	HOME	0- 0	0- 0	2- 0				
0- 8	0- 0	0- 0	AWAY	0- 2	0- 1	0- 5				
0- 0	0- 0	0- 0	NEUTRAL	0- 0	0- 0	0- 0				
5- 7	0- 0	0- 0	CONFERENCE	0- 3	1- 1	4- 3				
2- 3	0- 0	0- 0	HOME	0- 2	1- 0	1- 1				
3- 4	0- 0	0- 0	AWAY	0- 1	0- 1	3- 2				
0- 0	0- 0	0- 0	NEUTRAL	0- 0	0- 0	0- 0				










































RPI S	Opponent	Score	RPI S	Opponent	Score	RPI S	Opponent	Score	RPI S	Opponent	Score	Team's RPI: 230
						52	A Albany (NY)	58 64	125	A Stony Brook	58 64	
						52	H Albany (NY)	47 59	125	H Stony Brook	54 47	
						78	A Michigan	62 90	137	A Xavier	55 64	
						89	H Maine	38 52	163	A Cornell	57 64	
						91	A Bucknell	46 76	168	A UMBC	51 62	
									174	A Brown	65 67	
									206	A Hartford	53 47	
									206	H Hartford	39 41	
									217	A Canisius	50 80	
									228	A Columbia	64 71	
									258	A New Hampshire	49 64	
									258	H New Hampshire	51 50	
									260	A Sacred Heart	60 69	
									287	A Vermont	57 53	
									295	H Colgate	63 56	
									316	A UMass Lowell	75 70	
									343	H NJIT	54 50	
LAST 12 Division I GAMES:												
206	H Hartford	39 41	316	A UMass Lowell	75 70							
52	A Albany (NY)	58 64	287	A Vermont	57 53							
258	A New Hampshire	49 64	52	H Albany (NY)	47 59							
125	H Stony Brook	54 47	206	A Hartford	53 47							
89	H Maine	38 52	258	H New Hampshire	51 50							
168	A UMBC	51 62	125	A Stony Brook	58 64							

Non-Div I Games: Cedar Crest 74 18 Misericordia 73 44 Nyack 65 33

Binghamton





Loss, Non-Conf, S Site, H Home A Away N Neutral

Average RPI Win: 232	WON-LOST	WINNING	LAST 10	STRENGTH OF	OPP. STRENGTH	TEAM	ADJ.	CONF.	ADJ CONF.
Average RPI Loss: 112	RECORD	PCT. RANK	GAMES	SCHEDULE	OF SCHEDULE	RPI	RPI	RPI	RPI
DIV. I ONLY	14- 7	84	8- 2	194	214	127	127	20	20
DIV. I NON-CONF.	5- 4	138	0- 0	248	184	191	191	20	20
TOTALS	RPI 1-25	RPI 26-50	W-L RECORDS	RPI 51-100	RPI 101-150	RPI 150+			
14- 7	0- 0	0- 0	OVERALL	0- 4	0- 1	14- 2			
6- 4	0- 0	0- 0	HOME	0- 2	0- 0	6- 2			
7- 2	0- 0	0- 0	AWAY	0- 1	0- 1	7- 0			
1- 1	0- 0	0- 0	NEUTRAL	0- 1	0- 0	1- 0			
5- 4	0- 0	0- 0	NON-CONFERENCE	0- 2	0- 0	5- 2			
1- 3	0- 0	0- 0	HOME	0- 1	0- 0	1- 2			
3- 0	0- 0	0- 0	AWAY	0- 0	0- 0	3- 0			
1- 1	0- 0	0- 0	NEUTRAL	0- 1	0- 0	1- 0			
9- 3	0- 0	0- 0	CONFERENCE	0- 2	0- 1	9- 0			
5- 1	0- 0	0- 0	HOME	0- 1	0- 0	5- 0			
4- 2	0- 0	0- 0	AWAY	0- 1	0- 1	4- 0			
0- 0	0- 0	0- 0	NEUTRAL	0- 0	0- 0	0- 0			

RPI 1-25			RPI 26-50			RPI 51-100			RPI 101+ Team's RPI: 127		
RPI	S	Opponent	Score	RPI	S	Opponent	Score	RPI	S	Opponent	Score
						51  Colorado St.	64 	140  Fresno St.		57 	62
						51  Colorado St.	51 	178 N Stetson		71	65
						57 N Auburn	53 	181  New Mexico		81	60
						68  Washington St.	52 	188  Eastern Wash.		84	79
								190  Col. of Charleston		61	38
								194  UNLV		75	56
								199  Idaho St.		77 	80
								203  San Jose St.		78	75
								211  Utah St.		63	58
								211  Utah St.		84	78
								219  Utah Valley		70 	72
								245  Seattle		84	66
								246  San Diego St.		75	45
								248  Wyoming		58	49
								283  Portland		89	49
								326  Nevada		66	58
								341  Air Force		61	48
LAST 12 Division I GAMES:											
						51  Colorado St.	51 	203  San Jose St.		78	75
						341  Air Force	61 48	246  San Diego St.		75	45
						211  Utah St.	63 58	326  Nevada		66	58
						181  New Mexico	81 60	140  Fresno St.		57 	62
						194  UNLV	75 56	211  Utah St.		84	78
						248  Wyoming	58 49	51  Colorado St.		64 	68

Non-Div I Games: Concordia Portland 84 77 Cal St. L.A. 58 44

Boise St.

 Loss,  Non-Conf, S Site,  Home  Away N Neutral

Average RPI Win:	196	WON-LOST	WINNING	LAST 10	STRENGTH OF	OPP. STRENGTH	TEAM	ADJ.	CONF.	ADJ CONF.
Average RPI Loss:	54	RECORD	PCT. RANK	GAMES	SCHEDULE	OF SCHEDULE	RPI	RPI	RPI	RPI
DIV. I ONLY	13- 11	150	2- 8	83	64	105	105	5	5	
DIV. I NON-CONF.	12- 1	9	1- 0	262	151	65	65	5	5	
TOTALS	RPI 1-25	RPI 26-50	W-L RECORDS	RPI 51-100	RPI 101-150	RPI 150+				
13- 11	0- 3	1- 4	OVERALL	2- 2	2- 2	8- 0				
8- 4	0- 1	0- 1	HOME	1- 0	2- 2	5- 0				
4- 6	0- 2	1- 2	AWAY	0- 2	0- 0	3- 0				
1- 1	0- 0	0- 1	NEUTRAL	1- 0	0- 0	0- 0				
12- 1	0- 0	1- 1	NON-CONFERENCE	2- 0	1- 0	8- 0				
7- 0	0- 0	0- 0	HOME	1- 0	1- 0	5- 0				
4- 0	0- 0	1- 0	AWAY	0- 0	0- 0	3- 0				
1- 1	0- 0	0- 1	NEUTRAL	1- 0	0- 0	0- 0				
1- 10	0- 3	0- 3	CONFERENCE	0- 2	1- 2	0- 0				
1- 4	0- 1	0- 1	HOME	0- 0	1- 2	0- 0				
0- 6	0- 2	0- 2	AWAY	0- 2	0- 0	0- 0				
0- 0	0- 0	0- 0	NEUTRAL	0- 0	0- 0	0- 0				

RPI 1-25				RPI 26-50				RPI 51-100				RPI 101+ Team's RPI: 105			
RPI	S	Opponent	Score	RPI	S	Opponent	Score	RPI	S	Opponent	Score	RPI	S	Opponent	Score
1	H	Notre Dame	50 63	31	N	Oklahoma	61 76	74	N	Utah	76 51	104	H	North Carolina	78 86
13	A	Florida St.	42 75	33	H	Miami (FL)	62 67	80	A	Georgia Tech	56 62	123	H	Wake Forest	59 65
23	A	Syracuse	61 62	38	A	North Carolina St.	63 74	89	H	Maine	55 48	135	H	Yale	73 60
				48	A	Duke	51 71	97	A	Virginia Tech	33 58	144	H	Pittsburgh	54 43
				50	A	Purdue	58 56					193	A	Northeastern	71 45
												206	H	Hartford	62 28
												220	H	Bryant	74 59
												251	A	Providence	67 41
												258	H	New Hampshire	71 51
												264	H	Holy Cross	60 51
												316	H	UMass Lowell	66 55
												347	A	Boston U.	58 37
LAST 12 Division I GAMES:															
38	A	North Carolina St.	63 74	144	H	Pittsburgh	54 43								
104	H	North Carolina	78 86	48	A	Duke	51 71								
33	H	Miami (FL)	62 67	1	H	Notre Dame	50 63								
80	A	Georgia Tech	56 62	135	H	Yale	73 60								
23	A	Syracuse	61 62	13	A	Florida St.	42 75								
123	H	Wake Forest	59 65	97	A	Virginia Tech	33 58								

Non-Div I Games:

Boston College

■ Loss,
 ■ Non-Conf,
 ■ S Site,
 ■ H Home
 ■ A Away
 N Neutral

Average RPI Win: 255	WON-LOST	WINNING	LAST 10	STRENGTH OF	OPP. STRENGTH	TEAM	ADJ.	CONF.	ADJ CONF.
Average RPI Loss: 224	RECORD	PCT. RANK	GAMES	SCHEDULE	OF SCHEDULE	RPI	RPI	RPI	RPI
DIV. I ONLY	2- 21	345	2- 8	332	265	347	347	28	28
DIV. I NON-CONF.	0- 11	338	0- 0	316	202	349	349	28	28
TOTALS	RPI 1-25	RPI 26-50	W-L RECORDS	RPI 51-100	RPI 101-150	RPI 150+			
2- 21	0- 0	0- 0	OVERALL	0- 2	0- 2	2- 17			
2- 10	0- 0	0- 0	HOME	0- 1	0- 1	2- 8			
0- 11	0- 0	0- 0	AWAY	0- 0	0- 0	0- 4			
0- 0	0- 0	0- 0	NEUTRAL	0- 0	0- 0	0- 0			
0- 11	0- 0	0- 0	NON-CONFERENCE	0- 1	0- 2	0- 8			
0- 6	0- 0	0- 0	HOME	0- 1	0- 1	0- 4			
0- 5	0- 0	0- 0	AWAY	0- 0	0- 1	0- 4			
0- 0	0- 0	0- 0	NEUTRAL	0- 0	0- 0	0- 0			
2- 10	0- 0	0- 0	CONFERENCE	0- 1	0- 0	2- 9			
2- 4	0- 0	0- 0	HOME	0- 0	0- 0	2- 4			
0- 6	0- 0	0- 0	AWAY	0- 1	0- 0	0- 5			
0- 0	0- 0	0- 0	NEUTRAL	0- 0	0- 0	0- 0			

RPI S	Opponent	Score	RPI S	Opponent	Score	RPI S	Opponent	Score	RPI S	Opponent	Score	Team's RPI: 347
						52	H Albany (NY)	43 83	105	H Boston College	37 58	
						91	A Bucknell	56 74	124	A Harvard	55 73	
									180	H Marist	54 73	
									182	H Rhode Island	41 57	
									193	H Northeastern	44 77	
									204	A Lehigh	48 72	
									204	H Lehigh	66 73	
									247	A Navy	56 67	
									247	H Navy	51 49	
									254	A Dartmouth	52 72	
									256	A Loyola Maryland	54 63	
									258	A New Hampshire	52 69	
									261	A Massachusetts	56 73	
									263	A American	33 79	
									263	H American	63 59	
									264	H Holy Cross	41 60	
									287	H Vermont	45 60	
									295	H Colgate	63 72	
									316	A UMass Lowell	57 70	
									330	A Lafayette	56 71	
									330	H Lafayette	64 71	
LAST 12 Division I GAMES:												
263	A American	33 79	256	A Loyola Maryland	54 63							
330	H Lafayette	64 71	263	H American	63 59							
247	H Navy	51 49	330	A Lafayette	56 71							
204	A Lehigh	48 72	247	A Navy	56 67							
91	A Bucknell	56 74	204	H Lehigh	66 73							
295	H Colgate	63 72	264	H Holy Cross	41 60							

Non-Div I Games:

Boston U.

Bowling Green

Through Games Of Feb. 12, 2016

Average RPI Win:	256	WON-LOST	WINNING	LAST 10	STRENGTH OF	OPP. STRENGTH	TEAM	ADJ.	CONF.	ADJ CONF.
Average RPI Loss:	121	RECORD	PCT. RANK	GAMES	SCHEDULE	OF SCHEDULE	RPI	RPI	RPI	RPI
DIV. I ONLY	8- 12	229	3- 7	221	146	238	238	11	11	
DIV. I NON-CONF.	4- 5	193	0- 1	325	171	285	285	13	13	
TOTALS	RPI 1-25	RPI 26-50	W-L RECORDS	RPI 51-100	RPI 101-150	RPI 150+				
8- 12	0- 0	0- 1	OVERALL	0- 3	1- 5	7- 3				
5- 5	0- 0	0- 1	HOME	0- 2	1- 2	4- 0				
2- 6	0- 0	0- 0	AWAY	0- 1	0- 3	2- 2				
1- 1	0- 0	0- 0	NEUTRAL	0- 0	0- 0	1- 1				
4- 5	0- 0	0- 0	NON-CONFERENCE	0- 1	0- 1	4- 3				
3- 1	0- 0	0- 0	HOME	0- 1	0- 0	3- 0				
0- 3	0- 0	0- 0	AWAY	0- 0	0- 1	0- 2				
1- 1	0- 0	0- 0	NEUTRAL	0- 0	0- 0	1- 1				
4- 7	0- 0	0- 1	CONFERENCE	0- 2	1- 4	3- 0				
2- 4	0- 0	0- 1	HOME	0- 1	1- 2	1- 0				
2- 3	0- 0	0- 0	AWAY	0- 1	0- 2	2- 0				
0- 0	0- 0	0- 0	NEUTRAL	0- 0	0- 0	0- 0				

RPI S	Opponent	Score	RPI S	Opponent	Score	RPI S	Opponent	Score	RPI S	Opponent	Score	Team's RPI: 238
32	H Ohio	57 72	55	H South Dakota St.	45 58	101	A Virginia	39 68				
			65	H Ball St.	56 67	108	A Toledo	61 75				
			69	A Central Mich.	75 76	110	H Akron	55 71				
						111	H Eastern Mich.	67 63				
						118	A Western Mich.	45 74				
						118	H Western Mich.	49 65				
						158	N Davidson	56 60				
						166	N Jacksonville	72 69				
						209	A Cincinnati	51 54				
						244	A Northern Ill.	58 43				
						262	A Miami (OH)	64 58				
						303	A Cleveland St.	48 69				
						305	H Bradley	66 53				
						309	H Illinois St.	70 52				
						319	H Evansville	74 56				
						329	H Kent St.	71 49				
LAST 12 Division I GAMES:												
118	H Western Mich.	49 65	65	H Ball St.	56 67							
69	A Central Mich.	75 76	110	H Akron	55 71							
108	A Toledo	61 75	32	H Ohio	57 72							
111	H Eastern Mich.	67 63	118	A Western Mich.	45 74							
329	H Kent St.	71 49	262	A Miami (OH)	64 58							
244	A Northern Ill.	58 43	55	H South Dakota St.	45 58							

Non-Div I Games:

Bowling Green

■ Loss,
 ■ Non-Conf,
 ■ S Site,
 ■ H Home
 ■ A Away
 N Neutral

Average RPI Win:	294	WON-LOST	WINNING	LAST 10	STRENGTH OF	OPP. STRENGTH	TEAM	ADJ.	CONF.	ADJ CONF.
Average RPI Loss:	161	RECORD	PCT. RANK	GAMES	SCHEDULE	OF SCHEDULE	RPI	RPI	RPI	RPI
DIV. I ONLY	6- 16	283	3- 7	303	192	305	305	21	21	
DIV. I NON-CONF.	3- 7	248	0- 0	249	207	259	259	17	17	
TOTALS	RPI 1-25	RPI 26-50	W-L RECORDS	RPI 51-100	RPI 101-150	RPI 150+				
6- 16	0- 0	0- 1	OVERALL	0- 4	0- 4	6- 7				
3- 8	0- 0	0- 1	HOME	0- 2	0- 3	3- 2				
3- 8	0- 0	0- 0	AWAY	0- 2	0- 1	3- 5				
0- 0	0- 0	0- 0	NEUTRAL	0- 0	0- 0	0- 0				
3- 7	0- 0	0- 1	NON-CONFERENCE	0- 2	0- 1	3- 3				
1- 3	0- 0	0- 1	HOME	0- 0	0- 1	1- 1				
2- 4	0- 0	0- 0	AWAY	0- 2	0- 0	2- 2				
0- 0	0- 0	0- 0	NEUTRAL	0- 0	0- 0	0- 0				
3- 9	0- 0	0- 0	CONFERENCE	0- 2	0- 3	3- 4				
2- 5	0- 0	0- 0	HOME	0- 2	0- 2	2- 1				
1- 4	0- 0	0- 0	AWAY	0- 0	0- 1	1- 3				
0- 0	0- 0	0- 0	NEUTRAL	0- 0	0- 0	0- 0				

RPI S	Opponent	Score	RPI S	Opponent	Score	RPI S	Opponent	Score	RPI S	Opponent	Score	Team's RPI: 305
31	H Oklahoma	46 79	53	A Iowa	53 60	118	H Western Mich.	59 72				
			76	A Saint Louis	58 75	122	H UNI	47 55				
			84	H Missouri St.	44 55	139	A Southern Ill.	49 75				
			99	H Drake	64 76	139	H Southern Ill.	51 65				
						153	H Loyola Chicago	54 67				
						172	A Detroit	75 67				
						201	H Ill.-Chicago	56 66				
						238	A Bowling Green	53 66				
						244	A Northern Ill.	64 68				
						249	A Indiana St.	37 59				
						304	A Wichita St.	55 50				
						304	H Wichita St.	50 44				
						309	A Illinois St.	49 54				
						319	A Evansville	46 62				
						319	H Evansville	66 52				
						329	H Kent St.	68 60				
						338	A Chicago St.	66 60				
LAST 12 Division I GAMES:												
304	A Wichita St.	55 50	309	A Illinois St.	49 54							
139	H Southern Ill.	51 65	304	H Wichita St.	50 44							
319	H Evansville	66 52	84	H Missouri St.	44 55							
122	H UNI	47 55	319	A Evansville	46 62							
99	H Drake	64 76	139	A Southern Ill.	49 75							
249	A Indiana St.	37 59	153	H Loyola Chicago	54 67							

Non-Div I Games: Eureka

87 47

Bradley

■ Loss,
 ■ Non-Conf,
 ■ S Site,
 ■ H Home
 ■ A Away
 N Neutral

**B
r
o
w
n**

B
r
o
w
n

Non-Div I Games:	Mount Ida	114	28	Rhode Island Col.	90	35
------------------	-----------	-----	----	-------------------	----	----

Page 31

Average RPI Win:	293	WON-LOST	WINNING	LAST 10	STRENGTH OF	OPP. STRENGTH	TEAM	ADJ.	CONF.	ADJ CONF.
Average RPI Loss:	181	RECORD	PCT. RANK	GAMES	SCHEDULE	OF SCHEDULE	RPI	RPI	RPI	RPI
DIV. I ONLY	13- 10	135	8- 2	320	331	220	220	31	31	
DIV. I NON-CONF.	3- 8	258	0- 0	290	234	307	307	32	32	
TOTALS	RPI 1-25	RPI 26-50	W-L RECORDS	RPI 51-100	RPI 101-150	RPI 150+				
13- 10	0- 0	0- 1	OVERALL	0- 1	0- 1	13- 7				
6- 3	0- 0	0- 0	HOME	0- 0	0- 0	6- 3				
7- 7	0- 0	0- 1	AWAY	0- 1	0- 1	7- 4				
0- 0	0- 0	0- 0	NEUTRAL	0- 0	0- 0	0- 0				
3- 8	0- 0	0- 1	NON-CONFERENCE	0- 1	0- 1	3- 5				
2- 3	0- 0	0- 0	HOME	0- 0	0- 0	2- 3				
1- 5	0- 0	0- 1	AWAY	0- 1	0- 1	1- 2				
0- 0	0- 0	0- 0	NEUTRAL	0- 0	0- 0	0- 0				
10- 2	0- 0	0- 0	CONFERENCE	0- 0	0- 0	10- 2				
4- 0	0- 0	0- 0	HOME	0- 0	0- 0	4- 0				
6- 2	0- 0	0- 0	AWAY	0- 0	0- 0	6- 2				
0- 0	0- 0	0- 0	NEUTRAL	0- 0	0- 0	0- 0				

RPI 1-25				RPI 26-50				RPI 51-100				RPI 101+				Team's RPI: 220
RPI	S	Opponent	Score	RPI	S	Opponent	Score	RPI	S	Opponent	Score	RPI	S	Opponent	Score	
				37	A	Seton Hall	57 93	89	A	Maine	38 76	105	A	Boston College	59 74	
												163	H	Cornell	62 70	
												174	H	Brown	67 84	
												186	A	Robert Morris	53 55	
												186	H	Robert Morris	71 65	
												251	A	Providence	78 88	
												258	H	New Hampshire	55 42	
												260	A	Sacred Heart	61 59	
												261	H	Massachusetts	69 86	
												264	A	Holy Cross	64 65	
												277	A	Central Conn. St.	65 53	
												277	H	Central Conn. St.	70 56	
												279	A	Saint Francis (PA)	72 85	
												279	H	Saint Francis (PA)	84 72	
												287	H	Vermont	68 52	
												315	A	Fairleigh Dickinson	70 41	
												316	A	UMass Lowell	83 64	
												325	H	LIU Brooklyn	63 55	
												339	A	Mt. St. Mary's	70 59	
												342	A	Wagner	82 71	
												344	A	St. Francis Brooklyn	70 42	
LAST 12 Division I GAMES:																
279	A	Saint Francis (PA)	72 85	344	A	St. Francis Brooklyn	70 42									
186	A	Robert Morris	53 55	325	H	LIU Brooklyn	63 55									
277	A	Central Conn. St.	65 53	339	A	Mt. St. Mary's	70 59									
260	A	Sacred Heart	61 59	342	A	Wagner	82 71									
279	H	Saint Francis (PA)	84 72	315	A	Fairleigh Dickinson	70 41									
186	H	Robert Morris	71 65	277	H	Central Conn. St.	70 56									

Non-Div I Games:

Bryant

Bucknell

Through Games Of Feb. 12, 2016

Average RPI Win:	252	WON-LOST	WINNING	LAST 10	STRENGTH OF	OPP. STRENGTH	TEAM	ADJ.	CONF.	ADJ CONF.
Average RPI Loss:	131	RECORD	PCT. RANK	GAMES	SCHEDULE	OF SCHEDULE	RPI	RPI	RPI	RPI
DIV. I ONLY	17- 6	53	9- 1	183	308	91	91	28	28	
DIV. I NON-CONF.	6- 5	146	0- 0	232	288	168	168	28	28	
TOTALS	RPI 1-25	RPI 26-50	W-L RECORDS	RPI 51-100	RPI 101-150	RPI 150+				
17- 6	0- 1	0- 0	OVERALL	1- 1	0- 1	16- 3				
10- 1	0- 0	0- 0	HOME	1- 0	0- 1	9- 0				
7- 5	0- 1	0- 0	AWAY	0- 1	0- 0	7- 3				
0- 0	0- 0	0- 0	NEUTRAL	0- 0	0- 0	0- 0				
6- 5	0- 1	0- 0	NON-CONFERENCE	0- 0	0- 1	6- 3				
4- 1	0- 0	0- 0	HOME	0- 0	0- 1	4- 0				
2- 4	0- 1	0- 0	AWAY	0- 0	0- 0	2- 3				
0- 0	0- 0	0- 0	NEUTRAL	0- 0	0- 0	0- 0				
11- 1	0- 0	0- 0	CONFERENCE	1- 1	0- 0	10- 0				
6- 0	0- 0	0- 0	HOME	1- 0	0- 0	5- 0				
5- 1	0- 0	0- 0	AWAY	0- 1	0- 0	5- 0				
0- 0	0- 0	0- 0	NEUTRAL	0- 0	0- 0	0- 0				

RPI 1-25				RPI 26-50				RPI 51-100				Team's RPI: 91		RPI 101+			
RPI	S	Opponent	Score	RPI	S	Opponent	Score	RPI	S	Opponent	Score			RPI	S	Opponent	Score
1	A	Notre Dame	54 85					70	A	Army West Point	63 68			115	H	Youngstown St.	47 55
								70	H	Army West Point	79 69			168	A	UMBC	52 65
														189	H	Delaware	80 51
														204	A	Lehigh	67 54
														204	H	Lehigh	80 77
														213	A	Morgan St.	50 64
														217	A	Canisius	56 61
														230	H	Binghamton	76 46
														232	A	Manhattan	61 56
														247	A	Navy	51 41
														256	H	Loyola Maryland	71 64
														263	A	American	66 60
														263	H	American	60 54
														264	A	Holy Cross	58 51
														264	H	Holy Cross	74 64
														295	A	Colgate	71 51
														303	A	Cleveland St.	59 57
														315	H	Fairleigh Dickinson	72 62
														339	H	Mt. St. Mary's	71 45
														347	H	Boston U.	74 56
LAST 12 Division I GAMES:																	
				204	A	Lehigh	67 54					295	A	Colgate	71 51		
				264	H	Holy Cross	74 64					204	H	Lehigh	80 77		
				263	H	American	60 54					264	A	Holy Cross	58 51		
				70	A	Army West Point	63 68					263	A	American	66 60		
				347	H	Boston U.	74 56					70	H	Army West Point	79 69		
				256	H	Loyola Maryland	71 64					247	A	Navy	51 41		

Non-Div I Games:

Bucknell

■ Loss,
 ■ Non-Conf, S Site,
 ■ Home
 ■ Away
 N Neutral

Buffalo

Through Games Of Feb. 12, 2016

Average RPI Win: 223	WON-LOST	WINNING	LAST 10	STRENGTH OF	OPP. STRENGTH	TEAM	ADJ.	CONF.	ADJ CONF.
Average RPI Loss: 109	RECORD	PCT. RANK	GAMES	SCHEDULE	OF SCHEDULE	RPI	RPI	RPI	RPI
DIV. I ONLY	11- 11	172	3- 7	127	169	138	138	11	11
DIV. I NON-CONF.	8- 3	77	1- 0	204	248	95	95	13	13
TOTALS	RPI 1-25	RPI 26-50	W-L RECORDS	RPI 51-100	RPI 101-150	RPI 150+			
11- 11	0- 2	1- 0	OVERALL	1- 3	0- 4	9- 2			
5- 4	0- 1	1- 0	HOME	1- 1	0- 2	3- 0			
5- 7	0- 1	0- 0	AWAY	0- 2	0- 2	5- 2			
1- 0	0- 0	0- 0	NEUTRAL	0- 0	0- 0	1- 0			
8- 3	0- 2	0- 0	NON-CONFERENCE	0- 1	0- 0	8- 0			
3- 1	0- 1	0- 0	HOME	0- 0	0- 0	3- 0			
4- 2	0- 1	0- 0	AWAY	0- 1	0- 0	4- 0			
1- 0	0- 0	0- 0	NEUTRAL	0- 0	0- 0	1- 0			
3- 8	0- 0	1- 0	CONFERENCE	1- 2	0- 4	1- 2			
2- 3	0- 0	1- 0	HOME	1- 1	0- 2	0- 0			
1- 5	0- 0	0- 0	AWAY	0- 1	0- 2	1- 2			
0- 0	0- 0	0- 0	NEUTRAL	0- 0	0- 0	0- 0			

RPI 1-25				RPI 26-50				RPI 51-100				RPI 101+ Team's RPI: 138			
RPI	S	Opponent	Score	RPI	S	Opponent	Score	RPI	S	Opponent	Score	RPI	S	Opponent	Score
24	H	Duquesne	62 79	32	H	Ohio	51 43	65	A	Ball St.	63 68	108	A	Toledo	60 71
25	A	St. Bonaventure	32 59					65	H	Ball St.	57 59	110	H	Akron	61 69
								67	A	Hofstra	36 79	111	A	Eastern Mich.	56 67
								69	H	Central Mich.	67 61	118	H	Western Mich.	78 92
												163	H	Cornell	59 41
												217	H	Canisius	54 40
												236	N	Clemson	61 51
												244	A	Northern Ill.	74 76
												260	A	Sacred Heart	66 53
												261	A	Massachusetts	56 48
												262	A	Miami (OH)	58 69
												266	A	UCF	66 60
												290	A	Niagara	57 48
												325	H	LIU Brooklyn	55 38
												329	A	Kent St.	77 66
LAST 12 Division I GAMES:															
108	A	Toledo	60 71	110	H	Akron	61 69	65	A	Ball St.	63 68	329	A	Kent St.	77 66
65	H	Ball St.	57 59	69	H	Central Mich.	67 61	111	A	Eastern Mich.	56 67	260	A	Sacred Heart	66 53
32	H	Ohio	51 43	260	A	Sacred Heart	66 53								
244	A	Northern Ill.	74 76												
262	A	Miami (OH)	58 69												
118	H	Western Mich.	78 92												

Non-Div I Games:

Buffalo

■ Loss,
 ■ Non-Conf, S Site,
 ■ Home
 ■ Away
 N Neutral

Average RPI Win:	193	WON-LOST	WINNING	LAST 10	STRENGTH OF	OPP. STRENGTH	TEAM	ADJ.	CONF.	ADJ CONF.
Average RPI Loss:	86	RECORD	PCT. RANK	GAMES	SCHEDULE	OF SCHEDULE	RPI	RPI	RPI	RPI
DIV. I ONLY	8- 16	260	2- 8	118	40	198	198	6	6	
DIV. I NON-CONF.	5- 6	180	0- 0	141	21	142	142	6	6	
TOTALS	RPI 1-25	RPI 26-50	W-L RECORDS	RPI 51-100	RPI 101-150	RPI 150+				
8- 16	0- 2	0- 3	OVERALL	2- 5	1- 5	5- 1				
5- 6	0- 2	0- 0	HOME	2- 2	1- 2	2- 0				
2- 10	0- 0	0- 3	AWAY	0- 3	0- 3	2- 1				
1- 0	0- 0	0- 0	NEUTRAL	0- 0	0- 0	1- 0				
5- 6	0- 1	0- 1	NON-CONFERENCE	1- 2	1- 1	3- 1				
3- 1	0- 1	0- 0	HOME	1- 0	1- 0	1- 0				
1- 5	0- 0	0- 1	AWAY	0- 2	0- 1	1- 1				
1- 0	0- 0	0- 0	NEUTRAL	0- 0	0- 0	1- 0				
3- 10	0- 1	0- 2	CONFERENCE	1- 3	0- 4	2- 0				
2- 5	0- 1	0- 0	HOME	1- 2	0- 2	1- 0				
1- 5	0- 0	0- 2	AWAY	0- 1	0- 2	1- 0				
0- 0	0- 0	0- 0	NEUTRAL	0- 0	0- 0	0- 0				

RPI S	Opponent	Score	RPI S	Opponent	Score	RPI S	Opponent	Score	RPI S	Opponent	Score	Team's RPI: 198
16	H DePaul	54 61	37	A Seton Hall	77 98	54	H Villanova	45 57	102	A Wright St.	53 66	
18	H Green Bay	46 55	41	A South Fla.	77 87	59	A Chattanooga	49 60	120	A Creighton	49 77	
			45	A St. John's (NY)	41 68	65	A Ball St.	50 58	120	H Creighton	42 52	
						86	A Marquette	69 76	130	H Arkansas	63 57	
						86	H Marquette	64 80	137	A Xavier	47 55	
						93	H Georgetown	82 76	137	H Xavier	63 73	
						95	H TCU	65 53	223	H Valparaiso	72 53	
									236	N Clemson	54 50	
									249	A Indiana St.	63 70	
									251	A Providence	77 67	
									251	H Providence	65 50	
									266	A UCF	71 63	
LAST 12 Division I GAMES:												
86	A Marquette	69 76	86	H Marquette	64 80							
251	H Providence	65 50	16	H DePaul	54 61							
120	H Creighton	42 52	120	A Creighton	49 77							
137	A Xavier	47 55	251	A Providence	77 67							
37	A Seton Hall	77 98	137	H Xavier	63 73							
45	A St. John's (NY)	41 68	93	H Georgetown	82 76							

Non-Div I Games:

Butler

CSU Bakersfield

Through Games Of Feb. 12, 2016

Average RPI Win:	272	WON-LOST	WINNING	LAST 10	STRENGTH OF	OPP. STRENGTH	TEAM	ADJ.	CONF.	ADJ CONF.
Average RPI Loss:	125	RECORD	PCT. RANK	GAMES	SCHEDULE	OF SCHEDULE	RPI	RPI	RPI	RPI
DIV. I ONLY	8- 16	260	6- 4	165	159	241	241	25	25	
DIV. I NON-CONF.	3- 12	290	1- 2	70	31	239	239	25	25	
TOTALS	RPI 1-25	RPI 26-50	W-L RECORDS	RPI 51-100	RPI 101-150	RPI 150+				
8- 16	0- 5	0- 0	OVERALL	0- 2	0- 3	8- 6				
6- 5	0- 0	0- 0	HOME	0- 0	0- 1	6- 4				
2- 9	0- 3	0- 0	AWAY	0- 2	0- 2	2- 2				
0- 2	0- 2	0- 0	NEUTRAL	0- 0	0- 0	0- 0				
3- 12	0- 5	0- 0	NON-CONFERENCE	0- 1	0- 3	3- 3				
3- 3	0- 0	0- 0	HOME	0- 0	0- 1	3- 2				
0- 7	0- 3	0- 0	AWAY	0- 1	0- 2	0- 1				
0- 2	0- 2	0- 0	NEUTRAL	0- 0	0- 0	0- 0				
5- 4	0- 0	0- 0	CONFERENCE	0- 1	0- 0	5- 3				
3- 2	0- 0	0- 0	HOME	0- 0	0- 0	3- 2				
2- 2	0- 0	0- 0	AWAY	0- 1	0- 0	2- 1				
0- 0	0- 0	0- 0	NEUTRAL	0- 0	0- 0	0- 0				

RPI 1-25				RPI 26-50				RPI 51-100				RPI 101+ Team's RPI: 241			
RPI	S	Opponent	Score	RPI	S	Opponent	Score	RPI	S	Opponent	Score	RPI	S	Opponent	Score
3	N	South Carolina	71 90					72	A	UC Riverside	61 81	129	A	Hawaii	60 74
6	A	Stanford	41 83					100	A	New Mexico St.	63 86	129	H	Hawaii	55 65
8	A	Oregon St.	51 75									140	A	Fresno St.	52 57
9	N	Arizona St.	47 60									164	H	Pacific	74 80
10	A	UCLA	68 82									185	A	UTRGV	46 60
												195	H	Cal Poly	57 52
												203	H	San Jose St.	90 88
												219	H	Utah Valley	61 54
												229	H	Grand Canyon	51 61
												245	H	Seattle	76 68
												252	H	Pepperdine	73 76
												259	A	UC Santa Barbara	60 61
												310	A	UMKC	78 68
												310	H	UMKC	40 56
												327	H	UC Irvine	65 39
												338	A	Chicago St.	74 61
												338	H	Chicago St.	76 43
LAST 12 Division I GAMES:															
338	A	Chicago St.	74 61	245	H	Seattle	76 68								
310	A	UMKC	78 68	310	H	UMKC	40 56								
219	H	Utah Valley	61 54	338	H	Chicago St.	76 43								
229	H	Grand Canyon	51 61	327	H	UC Irvine	65 39								
100	A	New Mexico St.	63 86	129	H	Hawaii	55 65								
185	A	UTRGV	46 60	6	A	Stanford	41 83								

Non-Div I Games:

CSU Bakersfield

Loss, Non-Conf, S Site, H Home A Away N Neutral

Average RPI Win: 241	WON-LOST	WINNING	LAST 10	STRENGTH OF	OPP. STRENGTH	TEAM	ADJ.	CONF.	ADJ CONF.
Average RPI Loss: 156	RECORD	PCT. RANK	GAMES	SCHEDULE	OF SCHEDULE	RPI	RPI	RPI	RPI
DIV. I ONLY	5- 18	301	3- 7	214	145	285	285	22	22
DIV. I NON-CONF.	2- 12	311	0- 3	229	54	293	293	22	22
TOTALS	RPI 1-25	RPI 26-50	W-L RECORDS	RPI 51-100	RPI 101-150	RPI 150+			
5- 18	0- 1	0- 1	OVERALL	0- 5	2- 2	3- 9			
3- 6	0- 0	0- 1	HOME	0- 1	2- 0	1- 4			
2- 12	0- 1	0- 0	AWAY	0- 4	0- 2	2- 5			
0- 0	0- 0	0- 0	NEUTRAL	0- 0	0- 0	0- 0			
2- 12	0- 1	0- 1	NON-CONFERENCE	0- 4	1- 1	1- 5			
1- 4	0- 0	0- 1	HOME	0- 1	1- 0	0- 2			
1- 8	0- 1	0- 0	AWAY	0- 3	0- 1	1- 3			
0- 0	0- 0	0- 0	NEUTRAL	0- 0	0- 0	0- 0			
3- 6	0- 0	0- 0	CONFERENCE	0- 1	1- 1	2- 4			
2- 2	0- 0	0- 0	HOME	0- 0	1- 0	1- 2			
1- 4	0- 0	0- 0	AWAY	0- 1	0- 1	1- 2			
0- 0	0- 0	0- 0	NEUTRAL	0- 0	0- 0	0- 0			

RPI 1-25			RPI 26-50			RPI 51-100			RPI 101+ Team's RPI: 285		
RPI	S	Opponent	Score	RPI	S	Opponent	Score	RPI	S	Opponent	Score
9	A	Arizona St.	46 69	27	H	Georgia	58 83	61	H	St. Mary's (CA)	59 93
								71	A	San Diego	64 86
								72	A	UC Riverside	76 83
								74	A	Utah	56 97
								79	A	California	44 106
								129	A	Hawaii	50 77
								129	H	Hawaii	63 60
								131	H	Penn St.	81 73
								147	A	Idaho	50 106
								156	A	Long Beach St.	71 74
								187	H	UC Davis	52 75
								188	A	Eastern Wash.	59 70
								195	A	Cal Poly	62 66
								245	H	Seattle	56 62
								246	H	San Diego St.	65 67
								259	H	UC Santa Barbara	49 65
								283	A	Portland	68 62
								323	A	Portland St.	77 83
								327	A	UC Irvine	83 64
								331	A	Southern Utah	65 67
								337	H	Cal St. Fullerton	79 52
LAST 12 Division I GAMES:											
72	A	UC Riverside	76 83	259	H	UC Santa Barbara	49 65				
156	A	Long Beach St.	71 74	129	A	Hawaii	50 77				
337	H	Cal St. Fullerton	79 52	187	H	UC Davis	52 75				
327	A	UC Irvine	83 64	245	H	Seattle	56 62				
129	H	Hawaii	63 60	79	A	California	44 106				
195	A	Cal Poly	62 66	9	A	Arizona St.	46 69				

Non-Div I Games:

CSUN

■ Loss,
 ■ Non-Conf,
 ■ S Site,
 ■ H Home
 ■ A Away
 N Neutral

Average RPI Win:	245	WON-LOST	WINNING	LAST 10	STRENGTH OF	OPP. STRENGTH	TEAM	ADJ.	CONF.	ADJ CONF.
Average RPI Loss:	135	RECORD	PCT. RANK	GAMES	SCHEDULE	OF SCHEDULE	RPI	RPI	RPI	RPI

DIV. I ONLY	11- 12	182	4- 6	200	229	195	195	22	22
DIV. I NON-CONF.	7- 6	156	1- 1	120	152	118	118	22	22
TOTALS	RPI 1-25	RPI 26-50	W-L RECORDS	RPI 51-100	RPI 101-150	RPI 150+			
11- 12	0- 1	0- 0	OVERALL	0- 4	2- 1	9- 6			
7- 3	0- 0	0- 0	HOME	0- 1	1- 1	6- 1			
4- 8	0- 1	0- 0	AWAY	0- 3	1- 0	3- 4			
0- 1	0- 0	0- 0	NEUTRAL	0- 0	0- 0	0- 1			
7- 6	0- 1	0- 0	NON-CONFERENCE	0- 3	2- 0	5- 2			
4- 1	0- 0	0- 0	HOME	0- 1	1- 0	3- 0			
3- 4	0- 1	0- 0	AWAY	0- 2	1- 0	2- 1			
0- 1	0- 0	0- 0	NEUTRAL	0- 0	0- 0	0- 1			
4- 6	0- 0	0- 0	CONFERENCE	0- 1	0- 1	4- 4			
3- 2	0- 0	0- 0	HOME	0- 0	0- 1	3- 1			
1- 4	0- 0	0- 0	AWAY	0- 1	0- 0	1- 3			
0- 0	0- 0	0- 0	NEUTRAL	0- 0	0- 0	0- 0			

RPI 1-25				RPI 26-50				RPI 51-100				RPI 101+				Team's RPI: 195	
RPI	S	Opponent	Score	RPI	S	Opponent	Score	RPI	S	Opponent	Score	RPI	S	Opponent	Score		
8	A	Oregon St.	43 80					58	H	Santa Clara	63 69	113	A	San Francisco	62 61		
								61	A	St. Mary's (CA)	83 87	129	H	Hawaii	58 64		
								72	A	UC Riverside	83 93	140	H	Fresno St.	64 60		
								79	A	California	57 82	156	A	Long Beach St.	53 65		
												160	H	Montana St.	66 57		
												185	N	UTRGV	58 66		
												187	A	UC Davis	71 82		
												187	H	UC Davis	57 75		
												197	H	Sacramento St.	97 72		
												235	H	Loyola Marymount	70 58		
												241	A	CSU Bakersfield	52 57		
												252	A	Pepperdine	61 47		
												259	A	UC Santa Barbara	67 78		
												285	H	CSUN	66 62		
												321	A	A&M-Corpus Christi	56 45		
												327	A	UC Irvine	72 54		
												327	H	UC Irvine	50 38		
												337	H	Cal St. Fullerton	51 46		
LAST 12 Division I GAMES:																	
				187	A	UC Davis	71 82					285	H	CSUN	66 62		
				327	H	UC Irvine	50 38					337	H	Cal St. Fullerton	51 46		
				129	H	Hawaii	58 64					327	A	UC Irvine	72 54		
				156	A	Long Beach St.	53 65					259	A	UC Santa Barbara	67 78		
				72	A	UC Riverside	83 93					197	H	Sacramento St.	97 72		
				187	H	UC Davis	57 75					8	A	Oregon St.	43 80		

Non-Div I Games:

Cal Poly

■ Loss, ■ Non-Conf, S Site, H Home A Away N Neutral

Average RPI Win:	279	WON-LOST	WINNING	LAST 10	STRENGTH OF	OPP. STRENGTH	TEAM	ADJ.	CONF.	ADJ CONF.
Average RPI Loss:	204	RECORD	PCT. RANK	GAMES	SCHEDULE	OF SCHEDULE	RPI	RPI	RPI	RPI
DIV. I ONLY	2- 22	347	0- 10	242	313	337	337	22	22	
DIV. I NON-CONF.	2- 12	311	0- 2	250	338	326	326	22	22	
TOTALS	RPI 1-25	RPI 26-50	W-L RECORDS	RPI 51-100	RPI 101-150	RPI 150+				
2- 22	0- 0	0- 0	OVERALL	0- 2	0- 1	2- 19				
1- 10	0- 0	0- 0	HOME	0- 2	0- 0	1- 8				
1- 11	0- 0	0- 0	AWAY	0- 0	0- 1	1- 10				
0- 1	0- 0	0- 0	NEUTRAL	0- 0	0- 0	0- 1				
2- 12	0- 0	0- 0	NON-CONFERENCE	0- 1	0- 0	2- 11				
1- 5	0- 0	0- 0	HOME	0- 1	0- 0	1- 4				
1- 6	0- 0	0- 0	AWAY	0- 0	0- 0	1- 6				
0- 1	0- 0	0- 0	NEUTRAL	0- 0	0- 0	0- 1				
0- 10	0- 0	0- 0	CONFERENCE	0- 1	0- 1	0- 8				
0- 5	0- 0	0- 0	HOME	0- 1	0- 0	0- 4				
0- 5	0- 0	0- 0	AWAY	0- 0	0- 1	0- 4				
0- 0	0- 0	0- 0	NEUTRAL	0- 0	0- 0	0- 0				

RPI	S	Opponent	Score	RPI	S	Opponent	Score	RPI	S	Opponent	Score	RPI	S	Opponent	Score	Team's RPI: 337
71	H	San Diego	44	53	129	A	Hawaii	53	62	156	A	Long Beach St.	57	62		
72	H	UC Riverside	43	90	156	H	Long Beach St.	61	82	157	A	SMU	53	74		
					160	A	Montana St.	66	89	163	H	Cornell	47	59		
					187	H	UC Davis	59	63	188	H	Eastern Wash.	57	68		
					191	H	Weber St.	40	60	195	A	Cal Poly	46	51		
					221	A	Montana	51	86	235	A	Loyola Marymount	75	73		
					244	N	Northern Ill.	49	72	246	A	San Diego St.	43	54		
					248	H	Wyoming	56	61	252	A	Pepperdine	75	81		
					259	A	UC Santa Barbara	49	79	259	H	UC Santa Barbara	47	65		
					285	A	CSUN	52	79	318	A	North Dakota St.	64	79		
					323	H	Portland St.	84	69	327	H	UC Irvine	58	62		
LAST 12 Division I GAMES:																
72	H	UC Riverside	43	90	156	A	Long Beach St.	57	62							
187	H	UC Davis	59	63	195	A	Cal Poly	46	51							
259	A	UC Santa Barbara	49	79	259	H	UC Santa Barbara	47	65							
285	A	CSUN	52	79	156	H	Long Beach St.	61	82							
129	A	Hawaii	53	62	318	A	North Dakota St.	64	79							
327	H	UC Irvine	58	62	163	H	Cornell	47	59							

Non-Div I Games:

Cal St. Fullerton

■ Loss,
 ■ Non-Conf,
 ■ S Site,
 ■ H Home
 ■ A Away
 N Neutral

California

Through Games Of Feb. 12, 2016

Average RPI Win:	135	WON-LOST	WINNING	LAST 10	STRENGTH OF	OPP. STRENGTH	TEAM	ADJ.	CONF.	ADJ CONF.
Average RPI Loss:	33	RECORD	PCT. RANK	GAMES	SCHEDULE	OF SCHEDULE	RPI	RPI	RPI	RPI
DIV. I ONLY	11- 13	196	1- 9	8	4	79	79	1	1	
DIV. I NON-CONF.	8- 2	51	0- 0	71	50	46	46	1	1	
TOTALS	RPI 1-25	RPI 26-50	W-L RECORDS	RPI 51-100	RPI 101-150	RPI 150+				
11- 13	2- 7	0- 2	OVERALL	3- 3	1- 1	5- 0				
8- 5	1- 2	0- 1	HOME	3- 2	0- 0	4- 0				
2- 7	1- 1	0- 0	AWAY	0- 0	0- 0	1- 0				
1- 1	0- 1	0- 0	NEUTRAL	0- 0	1- 0	0- 0				
8- 2	1- 1	0- 0	NON-CONFERENCE	2- 1	1- 0	4- 0				
5- 1	0- 0	0- 0	HOME	2- 1	0- 0	3- 0				
2- 0	1- 0	0- 0	AWAY	0- 0	0- 0	1- 0				
1- 1	0- 1	0- 0	NEUTRAL	0- 0	1- 0	0- 0				
3- 11	1- 6	0- 2	CONFERENCE	1- 2	0- 1	1- 0				
3- 4	1- 2	0- 1	HOME	1- 1	0- 0	1- 0				
0- 7	0- 4	0- 1	AWAY	0- 1	0- 1	0- 0				
0- 0	0- 0	0- 0	NEUTRAL	0- 0	0- 0	0- 0				

RPI	S	Opponent	Score	RPI	S	Opponent	Score	RPI	S	Opponent	Score	RPI	S	Opponent	Score
6	A	Stanford	46 53	28	H	Washington	65 75	56	A	Oregon	59 69	103	N	Liberty	77 72
6	H	Stanford	55 60	36	A	Southern California	47 61	61	H	St. Mary's (CA)	63 64	106	A	Arizona	52 57
8	A	Oregon St.	48 70					68	H	Washington St.	74 71	177	H	Colorado	64 35
9	A	Arizona St.	49 57					72	H	UC Riverside	64 58	195	H	Cal Poly	82 57
9	H	Arizona St.	49 64					74	H	Utah	79 84	197	H	Sacramento St.	117 99
10	A	UCLA	56 75					75	H	Nebraska	87 80	281	A	Austin Peay	67 58
10	H	UCLA	108 104									285	H	CSUN	106 44
15	N	Texas A&M	58 75												
19	A	Louisville	75 71												
LAST 12 Division I GAMES:															
9	H	Arizona St.	49 64	10	A	UCLA	56 75								
6	H	Stanford	55 60	56	A	Oregon	59 69								
6	A	Stanford	46 53	8	A	Oregon St.	48 70								
28	H	Washington	65 75	74	H	Utah	79 84								
68	H	Washington St.	74 71	177	H	Colorado	64 35								
36	A	Southern California	47 61	106	A	Arizona	52 57								

Non-Div I Games:

California

Loss, Non-Conf, S Site, H Home A Away N Neutral

Average RPI Win:	308	WON-LOST	WINNING	LAST 10	STRENGTH OF	OPP. STRENGTH	TEAM	ADJ.	CONF.	ADJ CONF.
Average RPI Loss:	189	RECORD	PCT. RANK	GAMES	SCHEDULE	OF SCHEDULE	RPI	RPI	RPI	RPI
DIV. I ONLY	8- 13	239	2- 8	299	342	282	282	26	26	
DIV. I NON-CONF.	5- 3	118	0- 0	296	347	193	193	29	29	
TOTALS	RPI 1-25	RPI 26-50	W-L RECORDS	RPI 51-100	RPI 101-150	RPI 150+				
8- 13	0- 0	0- 0	OVERALL	0- 1	0- 5	8- 7				
4- 5	0- 0	0- 0	HOME	0- 0	0- 2	4- 3				
4- 7	0- 0	0- 0	AWAY	0- 1	0- 2	4- 4				
0- 1	0- 0	0- 0	NEUTRAL	0- 0	0- 1	0- 0				
5- 3	0- 0	0- 0	NON-CONFERENCE	0- 1	0- 2	5- 0				
3- 0	0- 0	0- 0	HOME	0- 0	0- 0	3- 0				
2- 2	0- 0	0- 0	AWAY	0- 1	0- 1	2- 0				
0- 1	0- 0	0- 0	NEUTRAL	0- 0	0- 1	0- 0				
3- 10	0- 0	0- 0	CONFERENCE	0- 0	0- 3	3- 7				
1- 5	0- 0	0- 0	HOME	0- 0	0- 2	1- 3				
2- 5	0- 0	0- 0	AWAY	0- 0	0- 1	2- 4				
0- 0	0- 0	0- 0	NEUTRAL	0- 0	0- 0	0- 0				

RPI 1-25			RPI 26-50			RPI 51-100			RPI 101+			Team's RPI: 282
RPI	S	Opponent	Score	RPI	S	Opponent	Score	RPI	S	Opponent	Score	
						98 A VCU	34 57	103 A	Liberty	55 67		
								103 H	Liberty	52 62		
								128 N	Central Ark.	34 57		
								141 H	UNC Asheville	58 72		
								143 A	ETSU	55 70		
								215 A	Radford	59 62		
								216 H	Presbyterian	45 69		
								226 A	Gardner-Webb	56 68		
								226 H	Gardner-Webb	35 70		
								240 H	High Point	55 69		
								273 H	N.C. A&T	56 55		
								294 A	Coastal Caro.	83 70		
								294 H	Coastal Caro.	73 52		
								299 A	Charleston So.	57 65		
								300 H	Western Caro.	73 66		
								301 A	North Florida	66 55		
								312 A	Longwood	73 56		
								313 A	Winthrop	49 50		
								339 H	Mt. St. Mary's	62 53		
								349 A	N.C. Central	57 48		
LAST 12 Division I GAMES:												
103 A	Liberty	55 67	240 H	High Point	55 69							
226 A	Gardner-Webb	56 68	215 A	Radford	59 62							
294 H	Coastal Caro.	73 52	312 A	Longwood	73 56							
299 A	Charleston So.	57 65	226 H	Gardner-Webb	35 70							
313 A	Winthrop	49 50	141 H	UNC Asheville	58 72							
216 H	Presbyterian	45 69	103 H	Liberty	52 62							

Non-Div I Games: UNC Pembroke

62 67

Campbell

Average RPI Win:	261	WON-LOST	WINNING	LAST 10	STRENGTH OF	OPP. STRENGTH	TEAM	ADJ.	CONF.	ADJ CONF.
Average RPI Loss:	150	RECORD	PCT. RANK	GAMES	SCHEDULE	OF SCHEDULE	RPI	RPI	RPI	RPI
DIV. I ONLY	10- 14	217	3- 7	197	239	217	217	23	23	
DIV. I NON-CONF.	5- 4	138	0- 0	78	144	98	98	24	24	
TOTALS	RPI 1-25	RPI 26-50	W-L RECORDS	RPI 51-100	RPI 101-150	RPI 150+				
10- 14	0- 2	0- 0	OVERALL	1- 0	0- 6	9- 6				
5- 5	0- 1	0- 0	HOME	1- 0	0- 2	4- 2				
5- 9	0- 1	0- 0	AWAY	0- 0	0- 4	5- 4				
0- 0	0- 0	0- 0	NEUTRAL	0- 0	0- 0	0- 0				
5- 4	0- 2	0- 0	NON-CONFERENCE	1- 0	0- 2	4- 0				
3- 1	0- 1	0- 0	HOME	1- 0	0- 0	2- 0				
2- 3	0- 1	0- 0	AWAY	0- 0	0- 2	2- 0				
0- 0	0- 0	0- 0	NEUTRAL	0- 0	0- 0	0- 0				
5- 10	0- 0	0- 0	CONFERENCE	0- 0	0- 4	5- 6				
2- 4	0- 0	0- 0	HOME	0- 0	0- 2	2- 2				
3- 6	0- 0	0- 0	AWAY	0- 0	0- 2	3- 4				
0- 0	0- 0	0- 0	NEUTRAL	0- 0	0- 0	0- 0				

RPI	S	Opponent	Score	RPI	S	Opponent	Score	RPI	S	Opponent	Score	RPI	S	Opponent	Score	Team's RPI: 217
7	A	Texas	62 92					91	H	Bucknell	61 56	109	A	Quinnipiac	54 63	
25	H	St. Bonaventure	47 59									109	H	Quinnipiac	68 80	
												112	A	Iona	56 79	
												112	H	Iona	76 79	
												115	A	Youngstown St.	51 53	
												138	A	Buffalo	40 54	
												193	A	Northeastern	68 57	
												214	A	Siena	57 61	
												214	H	Siena	52 58	
												218	A	Fairfield	48 52	
												218	H	Fairfield	50 51	
												230	H	Binghamton	80 50	
												232	A	Manhattan	55 77	
												270	A	Monmouth	75 79	
												279	H	Saint Francis (PA)	77 52	
												280	A	Lamar	57 55	
												290	A	Niagara	68 66	
												292	A	Rider	73 64	
												292	H	Rider	60 49	
												333	A	Saint Peter's	60 53	
												333	H	Saint Peter's	54 42	
LAST 12 Division I GAMES:																
292	H	Rider	60 49	214	A	Siena	57 61									
270	A	Monmouth	75 79	109	H	Quinnipiac	68 80									
232	A	Manhattan	55 77	333	H	Saint Peter's	54 42									
112	H	Iona	76 79	112	A	Iona	56 79									
290	A	Niagara	68 66	109	A	Quinnipiac	54 63									
218	A	Fairfield	48 52	214	H	Siena	52 58									

Non-Div I Games:

Canisius

■ Loss,
 ■ Non-Conf,
 S Site,
 ■ Home
 ■ Away
 N Neutral

Central Ark.

Through Games Of Feb. 12, 2016

Average RPI Win:	278	WON-LOST	WINNING	LAST 10	STRENGTH OF	OPP. STRENGTH	TEAM	ADJ.	CONF.	ADJ CONF.
Average RPI Loss:	70	RECORD	PCT. RANK	GAMES	SCHEDULE	OF SCHEDULE	RPI	RPI	RPI	RPI
DIV. I ONLY	15- 3	20	9- 1	324	277	128	128	27	27	
DIV. I NON-CONF.	6- 1	27	0- 0	305	308	108	108	26	26	
TOTALS	RPI 1-25	RPI 26-50	W-L RECORDS	RPI 51-100	RPI 101-150	RPI 150+				
15- 3	0- 1	0- 0	OVERALL	0- 1	1- 1	14- 0				
6- 2	0- 0	0- 0	HOME	0- 1	0- 1	6- 0				
7- 1	0- 0	0- 0	AWAY	0- 0	1- 0	6- 0				
2- 0	0- 0	0- 0	NEUTRAL	0- 0	0- 0	2- 0				
6- 1	0- 1	0- 0	NON-CONFERENCE	0- 0	0- 0	6- 0				
2- 0	0- 0	0- 0	HOME	0- 0	0- 0	2- 0				
2- 1	0- 1	0- 0	AWAY	0- 0	0- 0	2- 0				
2- 0	0- 0	0- 0	NEUTRAL	0- 0	0- 0	2- 0				
9- 2	0- 0	0- 0	CONFERENCE	0- 1	1- 1	8- 0				
4- 2	0- 0	0- 0	HOME	0- 1	0- 1	4- 0				
5- 0	0- 0	0- 0	AWAY	0- 0	1- 0	4- 0				
0- 0	0- 0	0- 0	NEUTRAL	0- 0	0- 0	0- 0				

RPI 1-25				RPI 26-50				RPI 51-100				RPI 101+ Team's RPI: 128			
RPI	S	Opponent	Score	RPI	S	Opponent	Score	RPI	S	Opponent	Score	RPI	S	Opponent	Score
12	A	Tennessee	47 102					64	H	Abilene Christian	49 61	134	A	Northwestern St.	74 49
												134	H	Northwestern St.	56 60
												196	A	Southeast Mo. St.	63 54
												234	H	Houston Baptist	45 44
												237	A	Stephen F. Austin	55 53
												276	A	Murray St.	61 51
												276	H	Murray St.	50 40
												280	H	Lamar	74 49
												282	N	Campbell	57 34
												306	H	Southeastern La.	80 58
												311	A	Nicholls St.	71 65
												314	N	South Carolina St.	51 38
												320	H	Alcorn	58 35
												321	A	A&M-Corpus Christi	66 55
												340	A	New Orleans	59 44
												340	H	New Orleans	67 55
LAST 12 Division I GAMES:															
134	H	Northwestern St.	56 60	234	H	Houston Baptist	45 44								
340	H	New Orleans	67 55	280	H	Lamar	74 49								
306	H	Southeastern La.	80 58	237	A	Stephen F. Austin	55 53								
134	A	Northwestern St.	74 49	321	A	A&M-Corpus Christi	66 55								
311	A	Nicholls St.	71 65	64	H	Abilene Christian	49 61								
340	A	New Orleans	59 44	314	N	South Carolina St.	51 38								

Non-Div I Games: Central Baptist 70 37 Hendrix 72 43 Crowley's Ridge 93 38 Jarvis Christian 77 23
Central Ark.

Loss, Non-Conf, S Site, H Home A Away N Neutral

Average RPI Win:	286	WON-LOST	WINNING	LAST 10	STRENGTH OF	OPP. STRENGTH	TEAM	ADJ.	CONF.	ADJ CONF.
Average RPI Loss:	197	RECORD	PCT. RANK	GAMES	SCHEDULE	OF SCHEDULE	RPI	RPI	RPI	RPI
DIV. I ONLY	9- 14	234	6- 4	295	324	277	277	31	31	
DIV. I NON-CONF.	3- 8	258	0- 0	253	185	289	289	32	32	
TOTALS	RPI 1-25	RPI 26-50	W-L RECORDS	RPI 51-100	RPI 101-150	RPI 150+				
9- 14	0- 1	0- 0	OVERALL	0- 2	0- 1	9- 10				
6- 4	0- 0	0- 0	HOME	0- 0	0- 0	6- 4				
3- 10	0- 1	0- 0	AWAY	0- 2	0- 1	3- 6				
0- 0	0- 0	0- 0	NEUTRAL	0- 0	0- 0	0- 0				
3- 8	0- 1	0- 0	NON-CONFERENCE	0- 2	0- 1	3- 4				
3- 1	0- 0	0- 0	HOME	0- 0	0- 0	3- 1				
0- 7	0- 1	0- 0	AWAY	0- 2	0- 1	0- 3				
0- 0	0- 0	0- 0	NEUTRAL	0- 0	0- 0	0- 0				
6- 6	0- 0	0- 0	CONFERENCE	0- 0	0- 0	6- 6				
3- 3	0- 0	0- 0	HOME	0- 0	0- 0	3- 3				
3- 3	0- 0	0- 0	AWAY	0- 0	0- 0	3- 3				
0- 0	0- 0	0- 0	NEUTRAL	0- 0	0- 0	0- 0				

RPI 1-25				RPI 26-50				RPI 51-100				RPI 101+ Team's RPI: 277			
RPI	S	Opponent	Score	RPI	S	Opponent	Score	RPI	S	Opponent	Score	RPI	S	Opponent	Score
11	A	Maryland	43 86					70	A	Army West Point	52 81	131	A	Penn St.	47 73
								89	A	Maine	42 62	159	A	Fordham	48 63
												186	A	Robert Morris	55 72
												186	H	Robert Morris	48 39
												206	A	Hartford	41 49
												220	A	Bryant	56 70
												220	H	Bryant	53 65
												254	H	Dartmouth	59 55
												258	H	New Hampshire	50 64
												260	H	Sacred Heart	57 61
												261	H	Massachusetts	78 68
												279	A	Saint Francis (PA)	79 59
												279	H	Saint Francis (PA)	66 51
												287	A	Vermont	63 79
												315	A	Fairleigh Dickinson	78 75
												316	H	UMass Lowell	64 53
												325	H	LIU Brooklyn	45 59
												339	A	Mt. St. Mary's	48 54
												342	A	Wagner	62 52
												344	H	St. Francis Brooklyn	65 61
LAST 12 Division I GAMES:															
186	A	Robert Morris	55 72	260	H	Sacred Heart	57 61								
279	A	Saint Francis (PA)	79 59	342	A	Wagner	62 52								
220	H	Bryant	53 65	315	A	Fairleigh Dickinson	78 75								
344	H	St. Francis Brooklyn	65 61	339	A	Mt. St. Mary's	48 54								
186	H	Robert Morris	48 39	325	H	LIU Brooklyn	45 59								
279	H	Saint Francis (PA)	66 51	220	A	Bryant	56 70								

Non-Div I Games:

Central Conn. St.

■ Loss,
 ■ Non-Conf,
 ■ S Site,
 ■ H Home
 ■ A Away
 N Neutral

Average RPI Win:	187	WON-LOST	WINNING	LAST 10	STRENGTH OF	OPP. STRENGTH	TEAM	ADJ.	CONF.	ADJ CONF.
Average RPI Loss:	109	RECORD	PCT. RANK	GAMES	SCHEDULE	OF SCHEDULE	RPI	RPI	RPI	RPI
DIV. I ONLY	16- 7	74	9- 1	110	139	69	69	11	11	
DIV. I NON-CONF.	6- 5	146	0- 0	129	125	131	131	13	13	
TOTALS	RPI 1-25	RPI 26-50	W-L RECORDS	RPI 51-100	RPI 101-150	RPI 150+				
16- 7	0- 1	0- 1	OVERALL	2- 1	4- 2	10- 2				
9- 2	0- 1	0- 0	HOME	1- 0	2- 1	6- 0				
6- 5	0- 0	0- 1	AWAY	1- 1	2- 1	3- 2				
1- 0	0- 0	0- 0	NEUTRAL	0- 0	0- 0	1- 0				
6- 5	0- 1	0- 0	NON-CONFERENCE	1- 1	0- 1	5- 2				
3- 2	0- 1	0- 0	HOME	1- 0	0- 1	2- 0				
2- 3	0- 0	0- 0	AWAY	0- 1	0- 0	2- 2				
1- 0	0- 0	0- 0	NEUTRAL	0- 0	0- 0	1- 0				
10- 2	0- 0	0- 1	CONFERENCE	1- 0	4- 1	5- 0				
6- 0	0- 0	0- 0	HOME	0- 0	2- 0	4- 0				
4- 2	0- 0	0- 1	AWAY	1- 0	2- 1	1- 0				
0- 0	0- 0	0- 0	NEUTRAL	0- 0	0- 0	0- 0				

RPI 1-25				RPI 26-50				RPI 51-100 Team's RPI: 69				RPI 101+			
RPI	S	Opponent	Score	RPI	S	Opponent	Score	RPI	S	Opponent	Score	RPI	S	Opponent	Score
24	H	Duquesne	49 68	32	A	Ohio	84 86	65	A	Ball St.	74 65	110	A	Akron	97 77
								77	H	Middle Tenn.	81 59	110	H	Akron	81 60
								94	A	Saint Joseph's	66 76	111	A	Eastern Mich.	66 65
												116	H	Memphis	61 64
												118	H	Western Mich.	53 51
												138	A	Buffalo	61 67
												153	A	Loyola Chicago	68 59
												161	A	Illinois	69 74
												171	H	SIUE	78 65
												201	A	Ill.-Chicago	63 66
												208	A	Oakland	110 87
												238	H	Bowling Green	76 75
												244	H	Northern Ill.	95 63
												249	H	Indiana St.	85 65
												262	A	Miami (OH)	72 58
												262	H	Miami (OH)	77 54
												292	N	Rider	76 58
												329	H	Kent St.	81 61
LAST 12 Division I GAMES:															
65	A	Ball St.	74 65	262	A	Miami (OH)	72 58								
238	H	Bowling Green	76 75	32	A	Ohio	84 86								
111	A	Eastern Mich.	66 65	244	H	Northern Ill.	95 63								
262	H	Miami (OH)	77 54	110	A	Akron	97 77								
118	H	Western Mich.	53 51	138	A	Buffalo	61 67								
110	H	Akron	81 60	329	H	Kent St.	81 61								

Non-Div I Games:

Central Mich.

■ Loss,
 ■ Non-Conf, S Site,
 ■ Home
 ■ Away
 N Neutral

Average RPI Win: 297				WON-LOST		WINNING		LAST 10		STRENGTH OF		OPP. STRENGTH		TEAM		ADJ.		CONF.		ADJ CONF.	
Average RPI Loss: 193				RECORD		PCT. RANK		GAMES		SCHEDULE		OF SCHEDULE		RPI		RPI		RPI		RPI	
DIV. I ONLY				8- 12		229		4- 6		340		235		299		299		26		26	
DIV. I NON-CONF.				2- 4		234		0- 0		349		65		343		343		29		29	
TOTALS				RPI 1-25		RPI 26-50		W-L RECORDS		RPI 51-100		RPI 101-150		RPI 150+							
8- 12				0- 0		0- 0		OVERALL		0- 0		0- 4		8- 8							
5- 4				0- 0		0- 0		HOME		0- 0		0- 2		5- 2							
3- 8				0- 0		0- 0		AWAY		0- 0		0- 2		3- 6							
0- 0				0- 0		0- 0		NEUTRAL		0- 0		0- 0		0- 0							
2- 4				0- 0		0- 0		NON-CONFERENCE		0- 0		0- 1		2- 3							
2- 0				0- 0		0- 0		HOME		0- 0		0- 0		2- 0							
0- 4				0- 0		0- 0		AWAY		0- 0		0- 1		0- 3							
0- 0				0- 0		0- 0		NEUTRAL		0- 0		0- 0		0- 0							
6- 8				0- 0		0- 0		CONFERENCE		0- 0		0- 3		6- 5							
3- 4				0- 0		0- 0		HOME		0- 0		0- 2		3- 2							
3- 4				0- 0		0- 0		AWAY		0- 0		0- 1		3- 3							
0- 0				0- 0		0- 0		NEUTRAL		0- 0		0- 0		0- 0							

RPI 1-25				RPI 26-50				RPI 51-100				RPI 101+				Team's RPI: 299	
RPI	S	Opponent	Score	RPI	S	Opponent	Score	RPI	S	Opponent	Score	RPI	S	Opponent	Score		
												101	A	Virginia	65	85	
												103	A	Liberty	40	51	
												103	H	Liberty	49	59	
												141	H	UNC Asheville	50	58	
												190	A	Col. of Charleston	66	81	
												215	A	Radford	40	55	
												216	A	Presbyterian	37	52	
												216	H	Presbyterian	49	63	
												226	A	Gardner-Webb	55	63	
												236	A	Clemson	36	43	
												240	A	High Point	64	62	
												271	A	Ga. Southern	51	64	
												282	H	Campbell	65	57	
												294	H	Coastal Caro.	62	73	
												300	H	Western Caro.	80	59	
												302	H	Wofford	74	64	
												312	A	Longwood	63	54	
												312	H	Longwood	66	58	
												313	A	Winthrop	58	50	
												313	H	Winthrop	54	51	
LAST 12 Division I GAMES:																	
				216	A	Presbyterian	37	52	294	H	Coastal Caro.	62	73				
				312	H	Longwood	66	58	226	A	Gardner-Webb	55	63				
				103	H	Liberty	49	59	141	H	UNC Asheville	50	58				
				313	A	Winthrop	58	50	240	A	High Point	64	62				
				282	H	Campbell	65	57	216	H	Presbyterian	49	63				
				215	A	Radford	40	55	312	A	Longwood	63	54				

Non-Div I Games:	Paine	69	62	Columbia Int'l	67	35	Warner	73	53
------------------	-------	----	----	----------------	----	----	--------	----	----

Charleston So.

■ Loss, ■ Non-Conf, S Site, H Home A Away N Neutral

Average RPI Win: 193		WON-LOST	WINNING	LAST 10	STRENGTH OF	OPP. STRENGTH	TEAM	ADJ.	CONF.	ADJ CONF.
Average RPI Loss: 84		RECORD	PCT. RANK	GAMES	SCHEDULE	OF SCHEDULE	RPI	RPI	RPI	RPI
DIV. I ONLY		13- 9	118	6- 4	85	136	92	92	12	12
DIV. I NON-CONF.		7- 4	110	0- 1	39	188	59	59	10	10
TOTALS		RPI 1-25	RPI 26-50	W-L RECORDS	RPI 51-100	RPI 101-150	RPI 150+			
13- 9	0- 0		0- 3	OVERALL	1- 3	2- 2	10- 1			
8- 2	0- 0		0- 1	HOME	1- 0	0- 1	7- 0			
4- 7	0- 0		0- 2	AWAY	0- 3	1- 1	3- 1			
1- 0	0- 0		0- 0	NEUTRAL	0- 0	1- 0	0- 0			
7- 4	0- 0		0- 3	NON-CONFERENCE	1- 1	1- 0	5- 0			
4- 1	0- 0		0- 1	HOME	1- 0	0- 0	3- 0			
2- 3	0- 0		0- 2	AWAY	0- 1	0- 0	2- 0			
1- 0	0- 0		0- 0	NEUTRAL	0- 0	1- 0	0- 0			
6- 5	0- 0		0- 0	CONFERENCE	0- 2	1- 2	5- 1			
4- 1	0- 0		0- 0	HOME	0- 0	0- 1	4- 0			
2- 4	0- 0		0- 0	AWAY	0- 2	1- 1	1- 1			
0- 0	0- 0		0- 0	NEUTRAL	0- 0	0- 0	0- 0			

RPI 1-25				RPI 26-50				RPI 51-100				Team's RPI: 92				RPI 101+			
RPI	S	Opponent	Score	RPI	S	Opponent	Score	RPI	S	Opponent	Score	RPI	S	Opponent	Score	RPI	S	Opponent	Score
				30	A	Missouri	71 88	60	A	Western Ky.	66 77	126	N	Mercer	72 62				
				33	H	Miami (FL)	70 77	65	H	Ball St.	72 66	136	A	Marshall	64 61				
				38	A	North Carolina St.	65 72	73	A	Elon	83 90	146	A	Old Dominion	85 94				
								77	A	Middle Tenn.	67 72	146	H	Old Dominion	59 71				
												151	A	UAB	57 75				
												152	H	Southern Miss.	80 59				
												158	A	Davidson	99 88				
												167	H	Louisiana Tech	63 58				
												173	H	Fla. Atlantic	85 79				
												186	H	Robert Morris	94 73				
												190	H	Col. of Charleston	89 61				
												242	A	Rice	69 58				
												269	A	Georgia St.	83 71				
												297	H	FIU	87 74				
												349	H	N.C. Central	67 52				
LAST 12 Division I GAMES:																			
				242	A	Rice	69 58	151	A	UAB	57 75								
				146	A	Old Dominion	85 94	77	A	Middle Tenn.	67 72								
				173	H	Fla. Atlantic	85 79	167	H	Louisiana Tech	63 58								
				297	H	FIU	87 74	152	H	Southern Miss.	80 59								
				60	A	Western Ky.	66 77	146	H	Old Dominion	59 71								
				136	A	Marshall	64 61	30	A	Missouri	71 88								

Non-Div I Games:

Charlotte

Loss, Non-Conf, S Site, H Home A Away N Neutral

Average RPI Win: 197		WON-LOST	WINNING	LAST 10	STRENGTH OF	OPP. STRENGTH	TEAM	ADJ.	CONF.	ADJ CONF.
Average RPI Loss: 50		RECORD	PCT. RANK	GAMES	SCHEDULE	OF SCHEDULE	RPI	RPI	RPI	RPI
DIV. I ONLY		17- 7	62	8- 2	92	109	59	59	17	17
DIV. I NON-CONF.		9- 5	109	1- 1	17	28	35	35	16	16
TOTALS	RPI 1-25	RPI 26-50		W-L RECORDS	RPI 51-100		RPI 101-150		RPI 150+	
17- 7	0- 3	1- 2		OVERALL	1- 0		3- 2		12- 0	
11- 1	0- 1	1- 0		HOME	1- 0		2- 0		7- 0	
5- 6	0- 2	0- 2		AWAY	0- 0		1- 2		4- 0	
1- 0	0- 0	0- 0		NEUTRAL	0- 0		0- 0		1- 0	
9- 5	0- 3	1- 2		NON-CONFERENCE	1- 0		2- 0		5- 0	
7- 1	0- 1	1- 0		HOME	1- 0		2- 0		3- 0	
1- 4	0- 2	0- 2		AWAY	0- 0		0- 0		1- 0	
1- 0	0- 0	0- 0		NEUTRAL	0- 0		0- 0		1- 0	
8- 2	0- 0	0- 0		CONFERENCE	0- 0		1- 2		7- 0	
4- 0	0- 0	0- 0		HOME	0- 0		0- 0		4- 0	
4- 2	0- 0	0- 0		AWAY	0- 0		1- 2		3- 0	
0- 0	0- 0	0- 0		NEUTRAL	0- 0		0- 0		0- 0	

RPI 1-25				
RPI	S	Opponent	Score	
2	H	UConn	31	79
6	A	Stanford	30	73
12	A	Tennessee	57	59

RPI 26-50				
RPI	S	Opponent	Score	
41	A	South Fla.	33	61
43	A	Indiana	43	54
44	H	Arkansas St.	55	54

RPI 51-100					Team's RPI: 59	
RPI	S	Opponent	Score			
87	H	UT Martin	61	46		

RPI 101+						
RPI	S	Opponent	Score			
107	H	Belmont	62	53		
121	A	Samford	43	48		
124	H	Harvard	62	58		
126	A	Mercer	44	67		
143	A	ETSU	65	57		
152	H	Southern Miss.	53	48		
169	H	McNeese St.	68	53		
170	N	East Carolina	72	61		
198	H	Butler	60	49		
210	A	Furman	56	50		
210	H	Furman	61	46		
257	A	UNCW	61	33		
288	A	UNCG	74	53		
288	H	UNCG	72	61		
300	H	Western Caro.	77	59		
302	A	Wofford	53	40		
302	H	Wofford	65	48		

LAST 12 Division I GAMES:									
288	A	UNCG	74	53	288	H	UNCG	72	61
302	H	Wofford	65	48	300	H	Western Caro.	77	59
210	H	Furman	61	46	210	A	Furman	56	50
143	A	ETSU	65	57	302	A	Wofford	53	40
121	A	Samford	43	48	124	H	Harvard	62	58
126	A	Mercer	44	67	6	A	Stanford	30	73

Non-Div I Games:

Chattanooga

■ Loss, ■ Non-Conf, S Site, H Home A Away N Neutral

Average RPI Win:	294	WON-LOST	WINNING	LAST 10	STRENGTH OF	OPP. STRENGTH	TEAM	ADJ.	CONF.	ADJ CONF.
Average RPI Loss:	200	RECORD	PCT. RANK	GAMES	SCHEDULE	OF SCHEDULE	RPI	RPI	RPI	RPI
DIV. I ONLY	4- 19	317	2- 8	308	262	338	338	25	25	
DIV. I NON-CONF.	2- 12	311	0- 3	283	285	336	336	25	25	
TOTALS	RPI 1-25	RPI 26-50	W-L RECORDS	RPI 51-100	RPI 101-150	RPI 150+				
4- 19	0- 1	0- 1	OVERALL	0- 1	0- 1	4- 15				
3- 9	0- 0	0- 1	HOME	0- 1	0- 0	3- 7				
1- 10	0- 1	0- 0	AWAY	0- 0	0- 1	1- 8				
0- 0	0- 0	0- 0	NEUTRAL	0- 0	0- 0	0- 0				
2- 12	0- 1	0- 1	NON-CONFERENCE	0- 0	0- 1	2- 9				
1- 6	0- 0	0- 1	HOME	0- 0	0- 0	1- 5				
1- 6	0- 1	0- 0	AWAY	0- 0	0- 1	1- 4				
0- 0	0- 0	0- 0	NEUTRAL	0- 0	0- 0	0- 0				
2- 7	0- 0	0- 0	CONFERENCE	0- 1	0- 0	2- 6				
2- 3	0- 0	0- 0	HOME	0- 1	0- 0	2- 2				
0- 4	0- 0	0- 0	AWAY	0- 0	0- 0	0- 4				
0- 0	0- 0	0- 0	NEUTRAL	0- 0	0- 0	0- 0				

RPI S	Opponent	Score	RPI S	Opponent	Score	RPI S	Opponent	Score	RPI S	Opponent	Score	Team's RPI: 338
16	A DePaul	42 88	46	H Kansas St.	54 63	100	H New Mexico St.	60 70	118	A Western Mich.	56 65	
									161	A Illinois	36 67	
									176	H Milwaukee	48 55	
									185	H UTRGV	56 64	
									201	H Ill.-Chicago	47 51	
									208	H Oakland	51 74	
									219	A Utah Valley	46 74	
									225	A Western Ill.	50 88	
									229	A Grand Canyon	36 74	
									241	A CSU Bakersfield	43 76	
									241	H CSU Bakersfield	61 74	
									244	H Northern Ill.	50 68	
									245	A Seattle	45 59	
									245	H Seattle	57 49	
									293	H Morehead St.	75 71	
									305	H Bradley	60 66	
									309	A Illinois St.	53 57	
									310	H UMKC	77 72	
									328	A Jackson St.	76 59	
									332	A IPFW	51 62	
LAST 12 Division I GAMES:												
241	H	CSU Bakersfield	61	74	185	H	UTRGV	56	64			
245	H	Seattle	57	49	245	A	Seattle	45	59			
310	H	UMKC	77	72	241	A	CSU Bakersfield	43	76			
219	A	Utah Valley	46	74	176	H	Milwaukee	48	55			
229	A	Grand Canyon	36	74	244	H	Northern Ill.	50	68			
100	H	New Mexico St.	60	70	309	A	Illinois St.	53	57			

Non-Div I Games:

Chicago St.

Average RPI Win:	243	WON-LOST	WINNING	LAST 10	STRENGTH OF	OPP. STRENGTH	TEAM	ADJ.	CONF.	ADJ CONF.
Average RPI Loss:	88	RECORD	PCT. RANK	GAMES	SCHEDULE	OF SCHEDULE	RPI	RPI	RPI	RPI
DIV. I ONLY	7- 17	280	2- 8	73	81	209	209	8	8	
DIV. I NON-CONF.	4- 7	222	0- 0	28	91	169	169	7	7	
TOTALS	RPI 1-25	RPI 26-50	W-L RECORDS	RPI 51-100	RPI 101-150	RPI 150+				
7- 17	0- 3	0- 4	OVERALL	0- 3	1- 3	6- 4				
5- 8	0- 2	0- 1	HOME	0- 2	1- 1	4- 2				
2- 7	0- 0	0- 2	AWAY	0- 1	0- 2	2- 2				
0- 2	0- 1	0- 1	NEUTRAL	0- 0	0- 0	0- 0				
4- 7	0- 2	0- 2	NON-CONFERENCE	0- 1	1- 1	3- 1				
4- 2	0- 1	0- 0	HOME	0- 1	1- 0	3- 0				
0- 3	0- 0	0- 1	AWAY	0- 0	0- 1	0- 1				
0- 2	0- 1	0- 1	NEUTRAL	0- 0	0- 0	0- 0				
3- 10	0- 1	0- 2	CONFERENCE	0- 2	0- 2	3- 3				
1- 6	0- 1	0- 1	HOME	0- 1	0- 1	1- 2				
2- 4	0- 0	0- 1	AWAY	0- 1	0- 1	2- 1				
0- 0	0- 0	0- 0	NEUTRAL	0- 0	0- 0	0- 0				

RPI 1-25				RPI 26-50				RPI 51-100				RPI 101+ Team's RPI: 209			
RPI	S	Opponent	Score	RPI	S	Opponent	Score	RPI	S	Opponent	Score	RPI	S	Opponent	Score
2	H	UConn	45 107	26	N	Michigan St.	63 103	62	A	Temple	51 74	116	A	Memphis	51 54
4	N	Baylor	34 72	27	A	Georgia	42 60	62	H	Temple	49 74	116	H	Memphis	47 64
5	H	Ohio St.	76 105	41	A	South Fla.	49 82	87	H	UT Martin	57 63	137	A	Xavier	56 65
				41	H	South Fla.	51 78					145	H	Northern Ky.	71 68
												157	H	SMU	55 73
												170	A	East Carolina	60 63
												172	A	Detroit	68 77
												183	A	Tulsa	55 53
												238	H	Bowling Green	54 51
												255	H	Houston	56 50
												266	A	UCF	68 50
												266	H	UCF	60 80
												279	H	Saint Francis (PA)	93 86
												336	H	Eastern Ill.	70 57
LAST 12 Division I GAMES:															
				41	H	South Fla.	51 78	170	A	East Carolina	60 63				
				62	H	Temple	49 74	266	H	UCF	60 80				
				116	A	Memphis	51 54	183	A	Tulsa	55 53				
				41	A	South Fla.	49 82	62	A	Temple	51 74				
				255	H	Houston	56 50	116	H	Memphis	47 64				
				157	H	SMU	55 73	266	A	UCF	68 50				

Non-Div I Games:

Cincinnati

Average RPI Win:	257	WON-LOST	WINNING	LAST 10	STRENGTH OF	OPP. STRENGTH	TEAM	ADJ.	CONF.	ADJ CONF.
Average RPI Loss:	109	RECORD	PCT. RANK	GAMES	SCHEDULE	OF SCHEDULE	RPI	RPI	RPI	RPI
DIV. I ONLY	4- 20	321	0- 10	48	127	236	236	5	5	
DIV. I NON-CONF.	4- 9	245	0- 1	133	337	257	257	5	5	
TOTALS	RPI 1-25	RPI 26-50	W-L RECORDS	RPI 51-100	RPI 101-150	RPI 150+				
4- 20	0- 5	0- 2	OVERALL	0- 4	1- 4	3- 5				
3- 10	0- 2	0- 2	HOME	0- 1	1- 2	2- 3				
1- 8	0- 3	0- 0	AWAY	0- 3	0- 1	1- 1				
0- 2	0- 0	0- 0	NEUTRAL	0- 0	0- 1	0- 1				
4- 9	0- 1	0- 0	NON-CONFERENCE	0- 2	1- 1	3- 5				
3- 4	0- 1	0- 0	HOME	0- 0	1- 0	2- 3				
1- 3	0- 0	0- 0	AWAY	0- 2	0- 0	1- 1				
0- 2	0- 0	0- 0	NEUTRAL	0- 0	0- 1	0- 1				
0- 11	0- 4	0- 2	CONFERENCE	0- 2	0- 3	0- 0				
0- 6	0- 1	0- 2	HOME	0- 1	0- 2	0- 0				
0- 5	0- 3	0- 0	AWAY	0- 1	0- 1	0- 0				
0- 0	0- 0	0- 0	NEUTRAL	0- 0	0- 0	0- 0				

RPI 1-25				RPI 26-50				RPI 51-100				RPI 101+ Team's RPI: 236			
RPI	S	Opponent	Score	RPI	S	Opponent	Score	RPI	S	Opponent	Score	RPI	S	Opponent	Score
3	H	South Carolina	41 67	33	H	Miami (FL)	49 83	56	A	Oregon	56 69	104	A	North Carolina	56 72
13	A	Florida St.	56 75	48	H	Duke	43 72	80	H	Georgia Tech	63 76	123	H	Wake Forest	45 55
13	H	Florida St.	40 85					89	A	Maine	42 75	138	N	Buffalo	51 61
19	A	Louisville	33 75					97	A	Virginia Tech	49 79	141	H	UNC Asheville	67 49
23	A	Syracuse	62 83									144	H	Pittsburgh	56 59
												198	N	Butler	50 54
												200	H	William & Mary	41 58
												210	A	Furman	49 70
												274	A	Tennessee Tech	71 53
												294	H	Coastal Caro.	47 63
												298	H	Florida A&M	68 77
												299	H	Charleston So.	43 36
												314	H	South Carolina St.	63 54
LAST 12 Division I GAMES:															
123	H	Wake Forest	45 55	48	H	Duke	43 72								
13	A	Florida St.	56 75	97	A	Virginia Tech	49 79								
23	A	Syracuse	62 83	13	H	Florida St.	40 85								
144	H	Pittsburgh	56 59	33	H	Miami (FL)	49 83								
19	A	Louisville	33 75	104	A	North Carolina	56 72								
80	H	Georgia Tech	63 76	298	H	Florida A&M	68 77								

Non-Div I Games:

Clemson

■ Loss,
■ Non-Conf, S Site,
■ Home
■ Away
N Neutral

Average RPI Win:	237	WON-LOST	WINNING	LAST 10	STRENGTH OF	OPP. STRENGTH	TEAM	ADJ.	CONF.	ADJ CONF.
Average RPI Loss:	169	RECORD	PCT. RANK	GAMES	SCHEDULE	OF SCHEDULE	RPI	RPI	RPI	RPI
DIV. I ONLY	5- 17	298	1- 3	217	202	303	303	14	14	
DIV. I NON-CONF.	3- 7	248	0- 1	320	251	317	317	15	15	
TOTALS	RPI 1-25	RPI 26-50	W-L RECORDS	RPI 51-100	RPI 101-150	RPI 150+				
5- 17	0- 1	0- 0	OVERALL	0- 2	1- 4	4- 10				
4- 7	0- 1	0- 0	HOME	0- 1	1- 2	3- 3				
1- 8	0- 0	0- 0	AWAY	0- 0	0- 2	1- 6				
0- 2	0- 0	0- 0	NEUTRAL	0- 1	0- 0	0- 1				
3- 7	0- 0	0- 0	NON-CONFERENCE	0- 2	0- 2	3- 3				
2- 2	0- 0	0- 0	HOME	0- 1	0- 0	2- 1				
1- 3	0- 0	0- 0	AWAY	0- 0	0- 2	1- 1				
0- 2	0- 0	0- 0	NEUTRAL	0- 1	0- 0	0- 1				
2- 10	0- 1	0- 0	CONFERENCE	0- 0	1- 2	1- 7				
2- 5	0- 1	0- 0	HOME	0- 0	1- 2	1- 2				
0- 5	0- 0	0- 0	AWAY	0- 0	0- 0	0- 5				
0- 0	0- 0	0- 0	NEUTRAL	0- 0	0- 0	0- 0				

RPI 1-25				RPI 26-50				RPI 51-100				RPI 101+ Team's RPI: 303			
RPI	S	Opponent	Score	RPI	S	Opponent	Score	RPI	S	Opponent	Score	RPI	S	Opponent	Score
18	H	Green Bay	45 66					76	N	Saint Louis	65 76	102	H	Wright St.	65 93
								91	H	Bucknell	57 59	107	A	Belmont	58 76
												108	A	Toledo	53 66
												115	H	Youngstown St.	75 68
												145	H	Northern Ky.	51 83
												172	A	Detroit	68 82
												172	H	Detroit	60 66
												176	A	Milwaukee	58 59
												176	H	Milwaukee	46 62
												201	A	Ill.-Chicago	62 80
												208	A	Oakland	69 79
												208	H	Oakland	88 75
												223	A	Valparaiso	59 66
												238	H	Bowling Green	69 48
												288	N	UNCG	51 55
												290	A	Niagara	72 73
												297	H	FIU	64 57
												319	H	Evansville	63 72
												329	A	Kent St.	60 49
LAST 12 Division I GAMES:															
288	N	UNCG	51 55	201	A	Ill.-Chicago	62 80								
176	A	Milwaukee	58 59	223	A	Valparaiso	59 66								
208	H	Oakland	88 75	115	H	Youngstown St.	75 68								
172	H	Detroit	60 66	176	H	Milwaukee	46 62								
102	H	Wright St.	65 93	18	H	Green Bay	45 66								
145	H	Northern Ky.	51 83	172	A	Detroit	68 82								

Non-Div I Games:

Cleveland St.

■ Loss,
■ Non-Conf,
■ S Site,
■ H Home
■ A Away
N Neutral

Average RPI Win:	261	WON-LOST	WINNING	LAST 10	STRENGTH OF	OPP. STRENGTH	TEAM	ADJ.	CONF.	ADJ CONF.
Average RPI Loss:	205	RECORD	PCT. RANK	GAMES	SCHEDULE	OF SCHEDULE	RPI	RPI	RPI	RPI
DIV. I ONLY	5- 14	287	3- 7	261	318	294	294	26	26	
DIV. I NON-CONF.	2- 4	234	1- 0	284	253	274	274	29	29	
TOTALS	RPI 1-25	RPI 26-50	W-L RECORDS	RPI 51-100	RPI 101-150	RPI 150+				
5- 14	0- 0	0- 0	OVERALL	0- 1	0- 4	5- 9				
2- 5	0- 0	0- 0	HOME	0- 0	0- 2	2- 3				
3- 6	0- 0	0- 0	AWAY	0- 0	0- 1	3- 5				
0- 3	0- 0	0- 0	NEUTRAL	0- 1	0- 1	0- 1				
2- 4	0- 0	0- 0	NON-CONFERENCE	0- 1	0- 1	2- 2				
1- 0	0- 0	0- 0	HOME	0- 0	0- 0	1- 0				
1- 1	0- 0	0- 0	AWAY	0- 0	0- 0	1- 1				
0- 3	0- 0	0- 0	NEUTRAL	0- 1	0- 1	0- 1				
3- 10	0- 0	0- 0	CONFERENCE	0- 0	0- 3	3- 7				
1- 5	0- 0	0- 0	HOME	0- 0	0- 2	1- 3				
2- 5	0- 0	0- 0	AWAY	0- 0	0- 1	2- 4				
0- 0	0- 0	0- 0	NEUTRAL	0- 0	0- 0	0- 0				

RPI S	Opponent	Score	RPI S	Opponent	Score	RPI S	Opponent	Score	RPI S	Opponent	Score	Team's RPI: 294
						67 N	Hofstra	40 82	103 H	Liberty	63 65	
									123 N	Wake Forest	52 81	
									141 A	UNC Asheville	69 77	
									141 H	UNC Asheville	52 63	
									215 A	Radford	45 61	
									215 H	Radford	36 49	
									216 A	Presbyterian	42 66	
									226 A	Gardner-Webb	59 56	
									236 A	Clemson	63 47	
									240 A	High Point	52 53	
									240 H	High Point	79 53	
									260 N	Sacred Heart	62 71	
									279 A	Saint Francis (PA)	74 106	
									282 A	Campbell	52 73	
									282 H	Campbell	70 83	
									299 A	Charleston So.	73 62	
									302 H	Wofford	83 69	
									312 H	Longwood	48 56	
LAST 12 Division I GAMES:												
240 H	High Point	79 53	299 A	Charleston So.	73 62							
141 A	UNC Asheville	69 77	240 A	High Point	52 53							
215 H	Radford	36 49	312 H	Longwood	48 56							
282 A	Campbell	52 73	226 A	Gardner-Webb	59 56							
216 A	Presbyterian	42 66	215 A	Radford	45 61							
103 H	Liberty	63 65	302 H	Wofford	83 69							

Non-Div I Games: Allen 86 45 Warren Wilson 100 49 Mid-Atlantic Christ105 15

Coastal Caro.

Loss, Non-Conf, S Site, H Home A Away N Neutral

Average RPI Win:	237	WON-LOST	WINNING	LAST 10	STRENGTH OF	OPP. STRENGTH	TEAM	ADJ.	CONF.	ADJ CONF.
Average RPI Loss:	105	RECORD	PCT. RANK	GAMES	SCHEDULE	OF SCHEDULE	RPI	RPI	RPI	RPI
DIV. I ONLY	9- 13	222	4- 6	115	170	190	190	13	13	
DIV. I NON-CONF.	5- 6	180	0- 1	110	242	173	173	12	12	
TOTALS	RPI 1-25	RPI 26-50	W-L RECORDS	RPI 51-100	RPI 101-150	RPI 150+				
9- 13	0- 1	0- 1	OVERALL	1- 6	0- 2	8- 3				
6- 5	0- 1	0- 0	HOME	1- 2	0- 0	5- 2				
3- 8	0- 0	0- 1	AWAY	0- 4	0- 2	3- 1				
0- 0	0- 0	0- 0	NEUTRAL	0- 0	0- 0	0- 0				
5- 6	0- 1	0- 0	NON-CONFERENCE	0- 3	0- 2	5- 0				
4- 2	0- 1	0- 0	HOME	0- 1	0- 0	4- 0				
1- 4	0- 0	0- 0	AWAY	0- 2	0- 2	1- 0				
0- 0	0- 0	0- 0	NEUTRAL	0- 0	0- 0	0- 0				
4- 7	0- 0	0- 1	CONFERENCE	1- 3	0- 0	3- 3				
2- 3	0- 0	0- 0	HOME	1- 1	0- 0	1- 2				
2- 4	0- 0	0- 1	AWAY	0- 2	0- 0	2- 1				
0- 0	0- 0	0- 0	NEUTRAL	0- 0	0- 0	0- 0				

RPI 1-25				RPI 26-50				RPI 51-100				RPI 101+ Team's RPI: 190			
RPI	S	Opponent	Score	RPI	S	Opponent	Score	RPI	S	Opponent	Score	RPI	S	Opponent	Score
19	H	Louisville	67 71	47	A	James Madison	61 83	60	H	Western Ky.	44 78	126	A	Mercer	58 66
								67	H	Hofstra	58 62	127	A	Boise St.	38 61
								73	A	Elon	41 52	189	A	Delaware	55 72
								85	A	Drexel	54 66	189	H	Delaware	47 63
								85	H	Drexel	49 46	191	A	Weber St.	50 42
								92	A	Charlotte	61 89	193	H	Northeastern	49 52
								97	A	Virginia Tech	47 81	200	A	William & Mary	55 51
												243	H	Appalachian St.	60 50
												255	H	Houston	55 48
												257	A	UNCW	64 53
												286	H	Towson	67 55
												299	H	Charleston So.	81 66
												313	H	Winthrop	77 63
LAST 12 Division I GAMES:															
189	A	Delaware	55 72	257	A	UNCW	64 53								
85	H	Drexel	49 46	189	H	Delaware	47 63								
193	H	Northeastern	49 52	67	H	Hofstra	58 62								
286	H	Towson	67 55	47	A	James Madison	61 83								
200	A	William & Mary	55 51	85	A	Drexel	54 66								
73	A	Elon	41 52	126	A	Mercer	58 66								

Non-Div I Games:

Col. of Charleston

■ Loss,
■ Non-Conf,
■ S Site,
■ H Home
■ A Away
N Neutral

Average RPI Win: 304	WON-LOST	WINNING	LAST 10	STRENGTH OF	OPP. STRENGTH	TEAM	ADJ.	CONF.	ADJ CONF.
Average RPI Loss: 175	RECORD	PCT. RANK	GAMES	SCHEDULE	OF SCHEDULE	RPI	RPI	RPI	RPI
DIV. I ONLY	4- 18	314	1- 9	190	261	295	295	28	28
DIV. I NON-CONF.	2- 8	290	1- 0	118	154	253	253	28	28
TOTALS	RPI 1-25	RPI 26-50	W-L RECORDS	RPI 51-100	RPI 101-150	RPI 150+			
4- 18	0- 3	0- 0	OVERALL	0- 4	0- 0	4- 11			
1- 10	0- 2	0- 0	HOME	0- 3	0- 0	1- 5			
3- 8	0- 1	0- 0	AWAY	0- 1	0- 0	3- 6			
0- 0	0- 0	0- 0	NEUTRAL	0- 0	0- 0	0- 0			
2- 8	0- 3	0- 0	NON-CONFERENCE	0- 1	0- 0	2- 4			
1- 4	0- 2	0- 0	HOME	0- 1	0- 0	1- 1			
1- 4	0- 1	0- 0	AWAY	0- 0	0- 0	1- 3			
0- 0	0- 0	0- 0	NEUTRAL	0- 0	0- 0	0- 0			
2- 10	0- 0	0- 0	CONFERENCE	0- 3	0- 0	2- 7			
0- 6	0- 0	0- 0	HOME	0- 2	0- 0	0- 4			
2- 4	0- 0	0- 0	AWAY	0- 1	0- 0	2- 3			
0- 0	0- 0	0- 0	NEUTRAL	0- 0	0- 0	0- 0			

RPI 1-25				RPI 26-50				RPI 51-100				RPI 101+ Team's RPI: 295			
RPI	S	Opponent	Score	RPI	S	Opponent	Score	RPI	S	Opponent	Score	RPI	S	Opponent	Score
2	H	UConn	50 94					70	A	Army West Point	55 67	163	A	Cornell	60 73
16	A	DePaul	46 96					70	H	Army West Point	55 78	214	H	Siena	52 50
25	H	St. Bonaventure	38 62					88	H	Gonzaga	50 80	230	A	Binghamton	56 63
								91	H	Bucknell	51 71	247	A	Navy	41 51
												247	H	Navy	58 62
												256	H	Loyola Maryland	49 65
												263	A	American	56 64
												263	H	American	37 49
												264	A	Holy Cross	61 70
												264	H	Holy Cross	71 80
												270	H	Monmouth	80 86
												325	A	LIU Brooklyn	63 53
												329	A	Kent St.	71 76
												330	A	Lafayette	72 59
												347	A	Boston U.	72 63
LAST 12 Division I GAMES:															
70	H	Army West Point	55 78	91	H	Bucknell	51 71								
247	H	Navy	58 62	70	A	Army West Point	55 67								
264	A	Holy Cross	61 70	247	A	Navy	41 51								
263	A	American	56 64	264	H	Holy Cross	71 80								
256	H	Loyola Maryland	49 65	263	H	American	37 49								
347	A	Boston U.	72 63	214	H	Siena	52 50								

Non-Div I Games:

Colgate

■ Loss,
 ■ Non-Conf,
 S Site,
 ■ Home
 ■ Away
 N Neutral

Colorado

Through Games Of Feb. 12, 2016

Average RPI Win:	195	WON-LOST	WINNING	LAST 10	STRENGTH OF	OPP. STRENGTH	TEAM	ADJ.	CONF.	ADJ CONF.
Average RPI Loss:	59	RECORD	PCT. RANK	GAMES	SCHEDULE	OF SCHEDULE	RPI	RPI	RPI	RPI
DIV. I ONLY	6- 18	291	1- 9	13	28	177	177	1	1	
DIV. I NON-CONF.	5- 6	180	0- 0	60	164	162	162	1	1	
TOTALS	RPI 1-25	RPI 26-50	W-L RECORDS	RPI 51-100	RPI 101-150	RPI 150+				
6- 18	0- 7	1- 2	OVERALL	0- 6	0- 1	5- 2				
6- 8	0- 3	1- 2	HOME	0- 3	0- 0	5- 0				
0- 10	0- 4	0- 0	AWAY	0- 3	0- 1	0- 2				
0- 0	0- 0	0- 0	NEUTRAL	0- 0	0- 0	0- 0				
5- 6	0- 2	0- 1	NON-CONFERENCE	0- 1	0- 0	5- 2				
5- 2	0- 1	0- 1	HOME	0- 0	0- 0	5- 0				
0- 4	0- 1	0- 0	AWAY	0- 1	0- 0	0- 2				
0- 0	0- 0	0- 0	NEUTRAL	0- 0	0- 0	0- 0				
1- 12	0- 5	1- 1	CONFERENCE	0- 5	0- 1	0- 0				
1- 6	0- 2	1- 1	HOME	0- 3	0- 0	0- 0				
0- 6	0- 3	0- 0	AWAY	0- 2	0- 1	0- 0				
0- 0	0- 0	0- 0	NEUTRAL	0- 0	0- 0	0- 0				

RPI S Opponent Score	RPI S Opponent Score	RPI S Opponent Score	RPI S Opponent Score
6 A Stanford 56 71	28 H Washington 74 76	51 A Colorado St. 63 64	106 A Arizona 52 63
8 A Oregon St. 50 73	30 H Missouri 75 79	56 H Oregon 46 59	154 H Northern Colo. 63 41
8 H Oregon St. 47 61	36 H Southern California 66 63	68 H Washington St. 66 74	156 A Long Beach St. 42 59
9 A Arizona St. 37 64		74 A Utah 55 71	216 H Presbyterian 72 60
10 H UCLA 64 82		74 H Utah 68 76	235 H Loyola Marymount 92 81
20 H Florida 61 83		79 A California 35 64	248 A Wyoming 68 77
22 A Kentucky 61 86			261 H Massachusetts 90 63
			268 H Northern Ariz. 90 66
Team's RPI: 177			
LAST 12 Division I GAMES:			
8 A Oregon St. 50 73	56 H Oregon 46 59		
74 H Utah 68 76	106 A Arizona 52 63		
74 A Utah 55 71	9 A Arizona St. 37 64		
36 H Southern California 66 63	6 A Stanford 56 71		
10 H UCLA 64 82	79 A California 35 64		
8 H Oregon St. 47 61	68 H Washington St. 66 74		

Non-Div I Games:

Colorado

Loss, Non-Conf, S Site, H Home A Away N Neutral

Average RPI Win:	217	WON-LOST	WINNING	LAST 10	STRENGTH OF	OPP. STRENGTH	TEAM	ADJ.	CONF.	ADJ CONF.
Average RPI Loss:	39	RECORD	PCT. RANK	GAMES	SCHEDULE	OF SCHEDULE	RPI	RPI	RPI	RPI
DIV. I ONLY	19- 1	6	10- 0	255	194	51	51	20	20	
DIV. I NON-CONF.	8- 1	23	1- 0	205	181	45	45	20	20	
TOTALS	RPI 1-25	RPI 26-50	W-L RECORDS	RPI 51-100	RPI 101-150	RPI 150+				
19- 1	1- 0	0- 1	OVERALL	0- 0	2- 0	16- 0				
9- 0	1- 0	0- 0	HOME	0- 0	1- 0	7- 0				
9- 1	0- 0	0- 1	AWAY	0- 0	1- 0	8- 0				
1- 0	0- 0	0- 0	NEUTRAL	0- 0	0- 0	1- 0				
8- 1	1- 0	0- 1	NON-CONFERENCE	0- 0	0- 0	7- 0				
4- 0	1- 0	0- 0	HOME	0- 0	0- 0	3- 0				
3- 1	0- 0	0- 1	AWAY	0- 0	0- 0	3- 0				
1- 0	0- 0	0- 0	NEUTRAL	0- 0	0- 0	1- 0				
11- 0	0- 0	0- 0	CONFERENCE	0- 0	2- 0	9- 0				
5- 0	0- 0	0- 0	HOME	0- 0	1- 0	4- 0				
6- 0	0- 0	0- 0	AWAY	0- 0	1- 0	5- 0				
0- 0	0- 0	0- 0	NEUTRAL	0- 0	0- 0	0- 0				

RPI 1-25				RPI 26-50				RPI 51-100				RPI 101-150				RPI 150+			
RPI	S	Opponent	Score	RPI	S	Opponent	Score	RPI	S	Opponent	Score	RPI	S	Opponent	Score	RPI	S	Opponent	Score
14	H	BYU	61 55	39	A	Penn	48 49					127	A	Boise St.	83 51				
												127	H	Boise St.	68 64				
												154	A	Northern Colo.	62 46				
												177	H	Colorado	64 63				
												194	A	UNLV	64 56				
												203	A	San Jose St.	80 78				
												203	H	San Jose St.	76 54				
												211	A	Utah St.	69 49				
												213	N	Morgan St.	54 36				
												221	H	Montana	75 43				
												246	A	San Diego St.	60 57				
												246	H	San Diego St.	70 54				
												247	A	Navy	82 73				
												248	H	Wyoming	63 42				
												307	A	Denver	74 46				
												322	H	Incarnate Word	60 37				
												326	A	Nevada	64 37				
												341	H	Air Force	71 47				
LAST 12 Division I GAMES:																			
127	A	Boise St.	83 51	211	A	Utah St.	69 49												
326	A	Nevada	64 37	246	A	San Diego St.	60 57												
246	H	San Diego St.	70 54	203	H	San Jose St.	76 54												
248	H	Wyoming	63 42	194	A	UNLV	64 56												
203	A	San Jose St.	80 78	127	H	Boise St.	68 64												
341	H	Air Force	71 47	307	A	Denver	74 46												

Non-Div I Games: Okla. Panhandle 90 45 Western St. 84 42

Colorado St.

Loss, Non-Conf, S Site, H Home A Away N Neutral

C
o
l
u
m
b
i
aC
o
l
u
m
b
i
a

Columbia

Page 58

Average RPI Win:	316	WON-LOST	WINNING	LAST 10	STRENGTH OF	OPP. STRENGTH	TEAM	ADJ.	CONF.	ADJ CONF.
Average RPI Loss:	153	RECORD	PCT. RANK	GAMES	SCHEDULE	OF SCHEDULE	RPI	RPI	RPI	RPI
DIV. I ONLY	7- 13	253	4- 5	253	283	250	250	30	30	
DIV. I NON-CONF.	3- 8	258	1- 1	87	130	189	189	30	30	
TOTALS	RPI 1-25	RPI 26-50	W-L RECORDS	RPI 51-100	RPI 101-150	RPI 150+				
7- 13	0- 1	0- 2	OVERALL	0- 3	0- 1	7- 6				
4- 1	0- 0	0- 0	HOME	0- 0	0- 0	4- 1				
2- 11	0- 1	0- 2	AWAY	0- 2	0- 1	2- 5				
1- 1	0- 0	0- 0	NEUTRAL	0- 1	0- 0	1- 0				
3- 8	0- 1	0- 2	NON-CONFERENCE	0- 3	0- 1	3- 1				
1- 1	0- 0	0- 0	HOME	0- 0	0- 0	1- 1				
1- 6	0- 1	0- 2	AWAY	0- 2	0- 1	1- 0				
1- 1	0- 0	0- 0	NEUTRAL	0- 1	0- 0	1- 0				
4- 5	0- 0	0- 0	CONFERENCE	0- 0	0- 0	4- 5				
3- 0	0- 0	0- 0	HOME	0- 0	0- 0	3- 0				
1- 5	0- 0	0- 0	AWAY	0- 0	0- 0	1- 5				
0- 0	0- 0	0- 0	NEUTRAL	0- 0	0- 0	0- 0				

RPI 1-25				RPI 26-50				RPI 51-100				RPI 101+ Team's RPI: 250			
RPI	S	Opponent	Score	RPI	S	Opponent	Score	RPI	S	Opponent	Score	RPI	S	Opponent	Score
23	A	Syracuse	56 88	33	A	Miami (FL)	59 78	57	N	Auburn	54 69	101	A	Virginia	40 75
				34	A	West Virginia	64 96	97	A	Virginia Tech	39 72	168	H	UMBC	61 68
								98	A	VCU	42 73	213	A	Morgan St.	51 72
												253	A	Bethune-Cookman	56 69
												273	H	N.C. A&T	65 59
												286	A	Towson	81 69
												296	A	Savannah St.	55 57
												298	A	Florida A&M	73 79
												314	A	South Carolina St.	63 67
												317	H	UMES	61 54
												324	A	Howard	83 67
												330	N	Lafayette	64 57
												339	H	Mt. St. Mary's	66 55
												346	H	Norfolk St.	69 44
LAST 12 Division I GAMES:															
296	A	Savannah St.	55 57	253	A	Bethune-Cookman	56 69								
314	A	South Carolina St.	63 67	324	A	Howard	83 67								
213	A	Morgan St.	51 72	346	H	Norfolk St.	69 44								
317	H	UMES	61 54	330	N	Lafayette	64 57								
273	H	N.C. A&T	65 59	101	A	Virginia	40 75								
298	A	Florida A&M	73 79	57	N	Auburn	54 69								

Non-Div I Games: Bowie St.

63 64

Coppin St.

Average RPI Win: 246	WON-LOST	WINNING	LAST 10	STRENGTH OF	OPP. STRENGTH	TEAM	ADJ.	CONF.	ADJ CONF.
Average RPI Loss: 137	RECORD	PCT. RANK	GAMES	SCHEDULE	OF SCHEDULE	RPI	RPI	RPI	RPI
DIV. I ONLY	13- 8	108	7- 3	241	223	163	163	10	10
DIV. I NON-CONF.	8- 6	136	3- 2	293	283	204	204	11	11

TOTALS	RPI 1-25	RPI 26-50	W-L RECORDS	RPI 51-100	RPI 101-150	RPI 150+			
13- 8	0- 1	0- 1	OVERALL	0- 0	1- 4	12- 2			
10- 2	0- 0	0- 0	HOME	0- 0	1- 2	9- 0			
3- 6	0- 1	0- 1	AWAY	0- 0	0- 2	3- 2			
0- 0	0- 0	0- 0	NEUTRAL	0- 0	0- 0	0- 0			
8- 6	0- 1	0- 0	NON-CONFERENCE	0- 0	0- 3	8- 2			
6- 1	0- 0	0- 0	HOME	0- 0	0- 1	6- 0			
2- 5	0- 1	0- 0	AWAY	0- 0	0- 2	2- 2			
0- 0	0- 0	0- 0	NEUTRAL	0- 0	0- 0	0- 0			
5- 2	0- 0	0- 1	CONFERENCE	0- 0	1- 1	4- 0			
4- 1	0- 0	0- 0	HOME	0- 0	1- 1	3- 0			
1- 1	0- 0	0- 1	AWAY	0- 0	0- 0	1- 0			
0- 0	0- 0	0- 0	NEUTRAL	0- 0	0- 0	0- 0			

RPI 1-25				RPI 26-50				RPI 51-100				RPI 101+ Team's RPI: 163			
RPI	S	Opponent	Score	RPI	S	Opponent	Score	RPI	S	Opponent	Score	RPI	S	Opponent	Score
6	A	Stanford	38 93	40	A	Princeton	51 71					124	H	Harvard	56 65
												125	H	Stony Brook	49 58
												135	H	Yale	74 63
												136	A	Marshall	47 73
												138	A	Buffalo	41 59
												174	H	Brown	85 70
												206	A	Hartford	50 53
												218	H	Fairfield	59 35
												220	A	Bryant	70 62
												228	A	Columbia	66 59
												228	H	Columbia	84 73
												230	H	Binghamton	64 57
												254	H	Dartmouth	71 58
												279	H	Saint Francis (PA)	75 69
												286	H	Towson	88 60
												295	H	Colgate	73 60
												308	H	Delaware St.	71 62
												324	A	Howard	74 76
												337	A	Cal St. Fullerton	59 47
LAST 12 Division I GAMES:															
				40	A	Princeton	51 71	228	A	Columbia	66 59				
				135	H	Yale	74 63	308	H	Delaware St.	71 62				
				174	H	Brown	85 70	324	A	Howard	74 76				
				254	H	Dartmouth	71 58	230	H	Binghamton	64 57				
				124	H	Harvard	56 65	337	A	Cal St. Fullerton	59 47				
				228	H	Columbia	84 73	6	A	Stanford	38 93				

Non-Div I Games:

Cornell

Creighton

Through Games Of Feb. 12, 2016

Average RPI Win:	177	WON-LOST	WINNING	LAST 10	STRENGTH OF	OPP. STRENGTH	TEAM	ADJ.	CONF.	ADJ CONF.
Average RPI Loss:	84	RECORD	PCT. RANK	GAMES	SCHEDULE	OF SCHEDULE	RPI	RPI	RPI	RPI
DIV. I ONLY	12- 13	179	6- 4	76	82	120	120	6	6	
DIV. I NON-CONF.	6- 6	160	0- 0	117	120	134	134	6	6	
TOTALS	RPI 1-25	RPI 26-50	W-L RECORDS	RPI 51-100	RPI 101-150	RPI 150+				
12- 13	0- 1	0- 2	OVERALL	2- 8	2- 1	8- 1				
7- 4	0- 0	0- 2	HOME	1- 2	2- 0	4- 0				
3- 8	0- 1	0- 0	AWAY	1- 5	0- 1	2- 1				
2- 1	0- 0	0- 0	NEUTRAL	0- 1	0- 0	2- 0				
6- 6	0- 0	0- 0	NON-CONFERENCE	0- 5	1- 0	5- 1				
3- 1	0- 0	0- 0	HOME	0- 1	1- 0	2- 0				
1- 4	0- 0	0- 0	AWAY	0- 3	0- 0	1- 1				
2- 1	0- 0	0- 0	NEUTRAL	0- 1	0- 0	2- 0				
6- 7	0- 1	0- 2	CONFERENCE	2- 3	1- 1	3- 0				
4- 3	0- 0	0- 2	HOME	1- 1	1- 0	2- 0				
2- 4	0- 1	0- 0	AWAY	1- 2	0- 1	1- 0				
0- 0	0- 0	0- 0	NEUTRAL	0- 0	0- 0	0- 0				

RPI 1-25				RPI 26-50				RPI 51-100				RPI 101+ Team's RPI: 120			
RPI	S	Opponent	Score	RPI	S	Opponent	Score	RPI	S	Opponent	Score	RPI	S	Opponent	Score
16	A	DePaul	63 81	37	H	Seton Hall	82 86	54	A	Villanova	65 62	122	H	UNI	69 61
				45	H	St. John's (NY)	55 66	54	H	Villanova	53 48	137	A	Xavier	55 57
								55	H	South Dakota St.	51 53	137	H	Xavier	74 47
								74	A	Utah	58 74	170	N	East Carolina	91 66
								75	A	Nebraska	63 65	180	H	Marist	89 46
								86	A	Marquette	72 79	188	N	Eastern Wash.	66 60
								90	N	Northwestern	52 75	192	A	Kansas	54 67
								93	A	Georgetown	57 69	198	A	Butler	52 42
								93	H	Georgetown	44 57	198	H	Butler	77 49
								99	A	Drake	72 81	251	H	Providence	72 48
												265	A	Omaha	69 46
												304	H	Wichita St.	79 54
LAST 12 Division I GAMES:															
137	A	Xavier	55 57	251	H	Providence	72 48								
198	A	Butler	52 42	198	H	Butler	77 49								
93	H	Georgetown	44 57	137	H	Xavier	74 47								
54	H	Villanova	53 48	54	A	Villanova	65 62								
86	A	Marquette	72 79	93	A	Georgetown	57 69								
16	A	DePaul	63 81	37	H	Seton Hall	82 86								

Non-Div I Games:

Creighton

■ Loss,
 ■ Non-Conf,
 ■ S Site,
 ■ H Home
 ■ A Away
 N Neutral

Average RPI Win:	242	WON-LOST	WINNING	LAST 10	STRENGTH OF	OPP. STRENGTH	TEAM	ADJ.	CONF.	ADJ CONF.
Average RPI Loss:	158	RECORD	PCT. RANK	GAMES	SCHEDULE	OF SCHEDULE	RPI	RPI	RPI	RPI
DIV. I ONLY	8- 15	255	5- 5	236	208	254	254	10	10	
DIV. I NON-CONF.	5- 11	244	3- 2	304	307	306	306	11	11	
TOTALS	RPI 1-25	RPI 26-50	W-L RECORDS	RPI 51-100	RPI 101-150	RPI 150+				
8- 15	0- 1	0- 2	OVERALL	0- 2	2- 1	6- 9				
2- 8	0- 0	0- 2	HOME	0- 1	0- 1	2- 4				
6- 5	0- 1	0- 0	AWAY	0- 1	2- 0	4- 3				
0- 2	0- 0	0- 0	NEUTRAL	0- 0	0- 0	0- 2				
5- 11	0- 1	0- 0	NON-CONFERENCE	0- 2	0- 0	5- 8				
2- 5	0- 0	0- 0	HOME	0- 1	0- 0	2- 4				
3- 4	0- 1	0- 0	AWAY	0- 1	0- 0	3- 2				
0- 2	0- 0	0- 0	NEUTRAL	0- 0	0- 0	0- 2				
3- 4	0- 0	0- 2	CONFERENCE	0- 0	2- 1	1- 1				
0- 3	0- 0	0- 2	HOME	0- 0	0- 1	0- 0				
3- 1	0- 0	0- 0	AWAY	0- 0	2- 0	1- 1				
0- 0	0- 0	0- 0	NEUTRAL	0- 0	0- 0	0- 0				

RPI S	Opponent	Score	RPI S	Opponent	Score	RPI S	Opponent	Score	RPI S	Opponent	Score	Team's RPI: 254
19	A Louisville	52 94	39	H Penn	41 56	85	A Drexel	53 69	124	A Harvard	70 64	
			40	H Princeton	48 85	89	H Maine	41 59	124	H Harvard	43 56	
									135	A Yale	68 63	
									163	A Cornell	58 71	
									166	N Jacksonville	44 51	
									169	N McNeese St.	56 78	
									182	H Rhode Island	41 57	
									206	A Hartford	43 36	
									208	A Oakland	60 78	
									228	A Columbia	76 73	
									258	H New Hampshire	57 61	
									263	H American	41 45	
									264	A Holy Cross	60 54	
									277	A Central Conn. St.	55 59	
									287	H Vermont	54 56	
									290	H Niagara	60 47	
									343	A NJIT	46 39	
									347	H Boston U.	72 52	
LAST 12 Division I GAMES:												
135	A Yale	68 63	124	H Harvard	43 56							
39	H Penn	41 56	343	A NJIT	46 39							
40	H Princeton	48 85	277	A Central Conn. St.	55 59							
163	A Cornell	58 71	264	A Holy Cross	60 54							
228	A Columbia	76 73	290	H Niagara	60 47							
124	A Harvard	70 64	263	H American	41 45							

Non-Div I Games:

Dartmouth

■ Loss,
■ Non-Conf, S Site,
■ Home
■ Away
N Neutral

Davidson

Through Games Of Feb. 12, 2016

Average RPI Win:	226	WON-LOST	WINNING	LAST 10	STRENGTH OF	OPP. STRENGTH	TEAM	ADJ.	CONF.	ADJ CONF.
Average RPI Loss:	88	RECORD	PCT. RANK	GAMES	SCHEDULE	OF SCHEDULE	RPI	RPI	RPI	RPI
DIV. I ONLY	11- 14	206	4- 6	104	113	158	158	7	7	
DIV. I NON-CONF.	6- 7	176	0- 0	214	158	186	186	8	8	
TOTALS	RPI 1-25	RPI 26-50	W-L RECORDS	RPI 51-100	RPI 101-150	RPI 150+				
11- 14	0- 2	0- 5	OVERALL	1- 2	0- 2	10- 3				
4- 7	0- 2	0- 2	HOME	0- 2	0- 1	4- 0				
6- 7	0- 0	0- 3	AWAY	1- 0	0- 1	5- 3				
1- 0	0- 0	0- 0	NEUTRAL	0- 0	0- 0	1- 0				
6- 7	0- 0	0- 3	NON-CONFERENCE	0- 1	0- 2	6- 1				
2- 3	0- 0	0- 1	HOME	0- 1	0- 1	2- 0				
3- 4	0- 0	0- 2	AWAY	0- 0	0- 1	3- 1				
1- 0	0- 0	0- 0	NEUTRAL	0- 0	0- 0	1- 0				
5- 7	0- 2	0- 2	CONFERENCE	1- 1	0- 0	4- 2				
2- 4	0- 2	0- 1	HOME	0- 1	0- 0	2- 0				
3- 3	0- 0	0- 1	AWAY	1- 0	0- 0	2- 2				
0- 0	0- 0	0- 0	NEUTRAL	0- 0	0- 0	0- 0				

RPI	S	Opponent	Score	RPI	S	Opponent	Score	RPI	S	Opponent	Score	RPI	S	Opponent	Score	Team's RPI: 158
24	H	Duquesne	62 77	26	H	Michigan St.	44 73	76	H	Saint Louis	50 79	123	A	Wake Forest	58 77	
25	H	St. Bonaventure	47 59	35	H	George Washington	60 79	92	H	Charlotte	88 99	143	H	ETSU	58 65	
				38	A	North Carolina St.	42 58	98	A	VCU	56 50	159	A	Fordham	40 51	
				47	A	James Madison	45 87					159	H	Fordham	69 51	
				49	A	Dayton	66 77					175	H	George Mason	68 63	
												182	A	Rhode Island	62 78	
												210	A	Furman	69 51	
												215	A	Radford	68 79	
												222	A	Richmond	67 59	
												238	N	Bowling Green	60 56	
												240	A	High Point	62 60	
												257	A	UNCW	77 50	
												277	A	La Salle	66 58	
												300	H	Western Caro.	64 51	
												314	H	South Carolina St.	63 51	
LAST 12 Division I GAMES:																
222	A	Richmond	67 59	159	H	Fordham	69 51									
24	H	Duquesne	62 77	98	A	VCU	56 50									
175	H	George Mason	68 63	25	H	St. Bonaventure	47 59									
49	A	Dayton	66 77	76	H	Saint Louis	50 79									
35	H	George Washington	60 79	277	A	La Salle	66 58									
182	A	Rhode Island	62 78	159	A	Fordham	40 51									

Non-Div I Games:

Davidson

■ Loss,
 ■ Non-Conf,
 ■ S Site,
 ■ H Home
 ■ A Away
 N Neutral

Dayton

Through Games Of Feb. 12, 2016

Average RPI Win:	132	WON-LOST	WINNING	LAST 10	STRENGTH OF	OPP. STRENGTH	TEAM	ADJ.	CONF.	ADJ CONF.
Average RPI Loss:	47	RECORD	PCT. RANK	GAMES	SCHEDULE	OF SCHEDULE	RPI	RPI	RPI	RPI
DIV. I ONLY	13- 9	118	6- 4	11	55	49	49	7	7	
DIV. I NON-CONF.	7- 4	110	0- 1	9	5	17	17	8	8	
TOTALS	RPI 1-25	RPI 26-50	W-L RECORDS	RPI 51-100	RPI 101-150	RPI 150+				
13- 9	1- 4	1- 2	OVERALL	3- 3	3- 0	5- 0				
6- 4	0- 1	1- 1	HOME	1- 2	2- 0	2- 0				
5- 4	0- 2	0- 1	AWAY	1- 1	1- 0	3- 0				
2- 1	1- 1	0- 0	NEUTRAL	1- 0	0- 0	0- 0				
7- 4	1- 2	1- 1	NON-CONFERENCE	2- 1	3- 0	0- 0				
4- 1	0- 0	1- 0	HOME	1- 1	2- 0	0- 0				
1- 2	0- 1	0- 1	AWAY	0- 0	1- 0	0- 0				
2- 1	1- 1	0- 0	NEUTRAL	1- 0	0- 0	0- 0				
6- 5	0- 2	0- 1	CONFERENCE	1- 2	0- 0	5- 0				
2- 3	0- 1	0- 1	HOME	0- 1	0- 0	2- 0				
4- 2	0- 1	0- 0	AWAY	1- 1	0- 0	3- 0				
0- 0	0- 0	0- 0	NEUTRAL	0- 0	0- 0	0- 0				

RPI 1-25				RPI 26-50				Team's RPI: 49	RPI 51-100				RPI 101+			
RPI	S	Opponent	Score	RPI	S	Opponent	Score		RPI	S	Opponent	Score	RPI	S	Opponent	Score
6	N	Stanford	66 74	35	H	George Washington	61 62		66	H	Vanderbilt	81 56	108	A	Toledo	83 57
18	A	Green Bay	52 68	40	H	Princeton	85 81		76	A	Saint Louis	56 70	135	H	Yale	81 75
19	N	Louisville	79 66	50	A	Purdue	58 61		88	H	Gonzaga	47 57	148	H	Wisconsin	87 64
24	A	Duquesne	58 89						89	N	Maine	58 37	158	H	Davidson	77 66
25	H	St. Bonaventure	54 59						94	A	Saint Joseph's	71 61	175	H	George Mason	81 58
									98	H	VCU	72 74	182	A	Rhode Island	67 53
													222	A	Richmond	60 48
													277	A	La Salle	67 51
LAST 12 Division I GAMES:																
175	H	George Mason	81 58	76	A	Saint Louis	56 70									
182	A	Rhode Island	67 53	98	H	VCU	72 74									
158	H	Davidson	77 66	35	H	George Washington	61 62									
277	A	La Salle	67 51	222	A	Richmond	60 48									
94	A	Saint Joseph's	71 61	24	A	Duquesne	58 89									
25	H	St. Bonaventure	54 59	18	A	Green Bay	52 68									

Non-Div I Games:

Dayton

■ Loss,
■ Non-Conf,
■ S Site,
■ H Home
■ A Away
N Neutral

Average RPI Win:	128	WON-LOST	WINNING	LAST 10	STRENGTH OF	OPP. STRENGTH	TEAM	ADJ.	CONF.	ADJ CONF.
Average RPI Loss:	44	RECORD	PCT. RANK	GAMES	SCHEDULE	OF SCHEDULE	RPI	RPI	RPI	RPI
DIV. I ONLY	20- 7	52	4- 2	7	59	16	16	6	6	
DIV. I NON-CONF.	8- 5	119	0- 1	11	29	41	41	6	6	
TOTALS	RPI 1-25	RPI 26-50	W-L RECORDS	RPI 51-100	RPI 101-150	RPI 150+				
20- 7	2- 3	4- 1	OVERALL	5- 2	4- 0	5- 1				
12- 4	1- 1	2- 1	HOME	2- 1	3- 0	4- 1				
8- 3	1- 2	2- 0	AWAY	3- 1	1- 0	1- 0				
0- 0	0- 0	0- 0	NEUTRAL	0- 0	0- 0	0- 0				
8- 5	2- 3	1- 0	NON-CONFERENCE	1- 1	1- 0	3- 1				
6- 2	1- 1	1- 0	HOME	0- 0	1- 0	3- 1				
2- 3	1- 2	0- 0	AWAY	1- 1	0- 0	0- 0				
0- 0	0- 0	0- 0	NEUTRAL	0- 0	0- 0	0- 0				
12- 2	0- 0	3- 1	CONFERENCE	4- 1	3- 0	2- 0				
6- 2	0- 0	1- 1	HOME	2- 1	2- 0	1- 0				
6- 0	0- 0	2- 0	AWAY	2- 0	1- 0	1- 0				
0- 0	0- 0	0- 0	NEUTRAL	0- 0	0- 0	0- 0				

RPI 1-25				RPI 26-50				RPI 51-100				RPI 101+			
RPI	S	Opponent	Score	RPI	S	Opponent	Score	RPI	S	Opponent	Score	RPI	S	Opponent	Score
1	A	Notre Dame	90 95	37	A	Seton Hall	86 74	54	A	Villanova	75 47	120	H	Creighton	81 63
2	H	UConn	70 86	37	H	Seton Hall	74 83	54	H	Villanova	60 64	137	A	Xavier	70 53
4	A	Baylor	72 86	43	H	Indiana	84 69	55	A	South Dakota St.	79 88	137	H	Xavier	82 52
15	A	Texas A&M	80 66	45	A	St. John's (NY)	71 61	86	H	Marquette	91 86	139	H	Southern Ill.	105 61
25	H	St. Bonaventure	77 54	45	H	St. John's (NY)	77 71	90	A	Northwestern	77 64	153	H	Loyola Chicago	75 88
								93	A	Georgetown	80 66	198	A	Butler	61 54
								93	H	Georgetown	75 53	251	H	Providence	96 50
												295	H	Colgate	96 46
												309	H	Illinois St.	89 41
												338	H	Chicago St.	88 42
LAST 12 Division I GAMES:															
4	A	Baylor	72 86	251	H	Providence	96 50								
137	H	Xavier	82 52	120	H	Creighton	81 63								
93	A	Georgetown	80 66	137	A	Xavier	70 53								
54	A	Villanova	75 47	198	A	Butler	61 54								
45	H	St. John's (NY)	77 71	54	H	Villanova	60 64								
37	H	Seton Hall	74 83	93	H	Georgetown	75 53								

Non-Div I Games:

DePaul

■ Loss,
 ■ Non-Conf,
 ■ S Site,
 ■ H Home
 ■ A Away
 N Neutral

Average RPI Win:	240	WON-LOST	WINNING	LAST 10	STRENGTH OF	OPP. STRENGTH	TEAM	ADJ.	CONF.	ADJ CONF.
Average RPI Loss:	111	RECORD	PCT. RANK	GAMES	SCHEDULE	OF SCHEDULE	RPI	RPI	RPI	RPI
DIV. I ONLY	12- 11	159	6- 4	264	122	189	189	13	13	
DIV. I NON-CONF.	5- 6	180	0- 0	294	161	220	220	12	12	
TOTALS	RPI 1-25	RPI 26-50	W-L RECORDS	RPI 51-100	RPI 101-150	RPI 150+				
12- 11	0- 0	0- 1	OVERALL	0- 6	0- 1	12- 3				
7- 3	0- 0	0- 0	HOME	0- 2	0- 0	7- 1				
4- 7	0- 0	0- 1	AWAY	0- 4	0- 0	4- 2				
1- 1	0- 0	0- 0	NEUTRAL	0- 0	0- 1	1- 0				
5- 6	0- 0	0- 0	NON-CONFERENCE	0- 2	0- 1	5- 3				
2- 1	0- 0	0- 0	HOME	0- 0	0- 0	2- 1				
2- 4	0- 0	0- 0	AWAY	0- 2	0- 0	2- 2				
1- 1	0- 0	0- 0	NEUTRAL	0- 0	0- 1	1- 0				
7- 5	0- 0	0- 1	CONFERENCE	0- 4	0- 0	7- 0				
5- 2	0- 0	0- 0	HOME	0- 2	0- 0	5- 0				
2- 3	0- 0	0- 1	AWAY	0- 2	0- 0	2- 0				
0- 0	0- 0	0- 0	NEUTRAL	0- 0	0- 0	0- 0				

RPI S	Opponent	Score	RPI S	Opponent	Score	RPI S	Opponent	Score	RPI S	Opponent	Score	Team's RPI: 189
			47 A	James Madison	55 75	67 A	Hofstra	49 58	148 N	Wisconsin	52 54	
						73 H	Elon	64 66	159 A	Fordham	55 48	
						85 A	Drexel	43 47	170 H	East Carolina	58 68	
						85 H	Drexel	53 54	175 A	George Mason	83 90	
						91 A	Bucknell	51 80	180 A	Marist	56 50	
						93 A	Georgetown	50 61	186 A	Robert Morris	50 53	
									190 A	Col. of Charleston	63 47	
									190 H	Col. of Charleston	72 55	
									193 H	Northeastern	59 52	
									200 H	William & Mary	67 63	
									257 H	UNCW	67 59	
									286 A	Towson	66 62	
									286 H	Towson	69 64	
									287 H	Vermont	71 60	
									318 N	North Dakota St.	62 50	
									330 H	Lafayette	67 47	
LAST 12 Division I GAMES:												
190 H	Col. of Charleston	72 55	85 H	Drexel	53 54							
73 H	Elon	64 66	286 H	Towson	69 64							
286 A	Towson	66 62	190 A	Col. of Charleston	63 47							
85 A	Drexel	43 47	193 H	Northeastern	59 52							
47 A	James Madison	55 75	257 H	UNCW	67 59							
200 H	William & Mary	67 63	67 A	Hofstra	49 58							

Non-Div I Games:

Delaware

Average RPI Win:	311	WON-LOST	WINNING	LAST 10	STRENGTH OF	OPP. STRENGTH	TEAM	ADJ.	CONF.	ADJ CONF.
Average RPI Loss:	193	RECORD	PCT. RANK	GAMES	SCHEDULE	OF SCHEDULE	RPI	RPI	RPI	RPI
DIV. I ONLY	7- 15	268	4- 6	294	339	308	308	30	30	
DIV. I NON-CONF.	3- 10	277	1- 2	223	267	296	296	30	30	
TOTALS	RPI 1-25	RPI 26-50	W-L RECORDS	RPI 51-100	RPI 101-150	RPI 150+				
7- 15	0- 0	0- 1	OVERALL	0- 2	0- 1	7- 11				
5- 5	0- 0	0- 0	HOME	0- 1	0- 0	5- 4				
1- 10	0- 0	0- 1	AWAY	0- 1	0- 1	1- 7				
1- 0	0- 0	0- 0	NEUTRAL	0- 0	0- 0	1- 0				
3- 10	0- 0	0- 1	NON-CONFERENCE	0- 2	0- 1	3- 6				
2- 4	0- 0	0- 0	HOME	0- 1	0- 0	2- 3				
0- 6	0- 0	0- 1	AWAY	0- 1	0- 1	0- 3				
1- 0	0- 0	0- 0	NEUTRAL	0- 0	0- 0	1- 0				
4- 5	0- 0	0- 0	CONFERENCE	0- 0	0- 0	4- 5				
3- 1	0- 0	0- 0	HOME	0- 0	0- 0	3- 1				
1- 4	0- 0	0- 0	AWAY	0- 0	0- 0	1- 4				
0- 0	0- 0	0- 0	NEUTRAL	0- 0	0- 0	0- 0				

RPI S	Opponent	Score	RPI S	Opponent	Score	RPI S	Opponent	Score	RPI S	Opponent	Score	Team's RPI: 308
34	A West Virginia	34 77	62	A Temple	59 100	144	A Pittsburgh	43 77				
			67	H Hofstra	49 66	159	A Fordham	58 74				
						163	A Cornell	62 71				
						173	A Fla. Atlantic	55 83				
						200	H William & Mary	59 65				
						204	H Lehigh	49 83				
						213	A Morgan St.	49 56				
						243	N Appalachian St.	76 69				
						253	A Bethune-Cookman	35 66				
						273	H N.C. A&T	64 84				
						296	A Savannah St.	67 59				
						298	A Florida A&M	56 86				
						312	H Longwood	88 63				
						314	A South Carolina St.	48 61				
						314	H South Carolina St.	79 61				
						324	H Howard	87 86				
						339	H Mt. St. Mary's	41 54				
						342	H Wagner	66 44				
						349	H N.C. Central	66 56				
LAST 12 Division I GAMES:												
298	A Florida A&M	56 86	314	A South Carolina St.	48 61							
253	A Bethune-Cookman	35 66	324	H Howard	87 86							
314	H South Carolina St.	79 61	213	A Morgan St.	49 56							
273	H N.C. A&T	64 84	163	A Cornell	62 71							
349	H N.C. Central	66 56	67	H Hofstra	49 66							
296	A Savannah St.	67 59	312	H Longwood	88 63							

Non-Div I Games:

Delaware St.

■ Loss,
 ■ Non-Conf,
 ■ S Site,
 ■ H Home
 ■ A Away
 N Neutral

Average RPI Win:	292	WON-LOST	WINNING	LAST 10	STRENGTH OF	OPP. STRENGTH	TEAM	ADJ.	CONF.	ADJ CONF.
Average RPI Loss:	174	RECORD	PCT. RANK	GAMES	SCHEDULE	OF SCHEDULE	RPI	RPI	RPI	RPI
DIV. I ONLY	4- 21	326	2- 8	181	278	307	307	18	18	
DIV. I NON-CONF.	2- 11	306	0- 0	161	318	280	280	19	19	
TOTALS	RPI 1-25	RPI 26-50	W-L RECORDS	RPI 51-100	RPI 101-150	RPI 150+				
4- 21	0- 1	0- 0	OVERALL	0- 4	0- 3	4- 13				
2- 10	0- 0	0- 0	HOME	0- 3	0- 1	2- 6				
2- 9	0- 0	0- 0	AWAY	0- 0	0- 0	2- 1				
0- 2	0- 1	0- 0	NEUTRAL	0- 0	0- 0	0- 1				
2- 11	0- 1	0- 0	NON-CONFERENCE	0- 1	0- 0	2- 9				
0- 6	0- 0	0- 0	HOME	0- 1	0- 0	0- 5				
2- 3	0- 0	0- 0	AWAY	0- 0	0- 0	2- 3				
0- 2	0- 1	0- 0	NEUTRAL	0- 0	0- 0	0- 1				
2- 10	0- 0	0- 0	CONFERENCE	0- 3	0- 3	2- 4				
2- 4	0- 0	0- 0	HOME	0- 2	0- 1	2- 1				
0- 6	0- 0	0- 0	AWAY	0- 1	0- 2	0- 3				
0- 0	0- 0	0- 0	NEUTRAL	0- 0	0- 0	0- 0				

RPI S	Opponent	Score	RPI S	Opponent	Score	RPI S	Opponent	Score	RPI S	Opponent	Score	Team's RPI: 307
1 N	Notre Dame	52 94				51 H	Colorado St.	46 74	114 A	IUPUI	75 81	
						55 H	South Dakota St.	39 76	149 A	Oral Roberts	33 65	
						81 A	South Dakota	60 85	149 H	Oral Roberts	56 59	
						81 H	South Dakota	33 79	154 H	Northern Colo.	51 60	
									156 H	Long Beach St.	41 48	
									167 N	Louisiana Tech	53 58	
									176 A	Milwaukee	56 49	
									191 H	Weber St.	49 61	
									201 H	Ill.-Chicago	46 56	
									225 A	Western Ill.	60 63	
									225 H	Western Ill.	69 80	
									245 A	Seattle	51 59	
									248 H	Wyoming	64 75	
									252 A	Pepperdine	60 64	
									265 A	Omaha	55 67	
									310 A	UMKC	58 68	
									318 H	North Dakota St.	64 53	
									332 A	IPFW	49 61	
									332 H	IPFW	53 50	
									341 A	Air Force	57 48	
LAST 12 Division I GAMES:												
225 H	Western Ill.	69 80	265 A	Omaha	55 67							
149 H	Oral Roberts	56 59	225 A	Western Ill.	60 63							
81 H	South Dakota	33 79	332 H	IPFW	53 50							
332 A	IPFW	49 61	318 H	North Dakota St.	64 53							
114 A	IUPUI	75 81	81 A	South Dakota	60 85							
149 A	Oral Roberts	33 65	55 H	South Dakota St.	39 76							

Non-Div I Games:

Denver

■ Loss,
 ■ Non-Conf,
 S Site,
 ■ Home
 ■ Away
 N Neutral

Average RPI Win:	230	WON-LOST	WINNING	LAST 10	STRENGTH OF	OPP. STRENGTH	TEAM	ADJ.	CONF.	ADJ CONF.
Average RPI Loss:	110	RECORD	PCT. RANK	GAMES	SCHEDULE	OF SCHEDULE	RPI	RPI	RPI	RPI
DIV. I ONLY	10- 12	198	6- 4	126	147	172	172	14	14	
DIV. I NON-CONF.	3- 7	248	0- 0	171	81	263	263	15	15	
TOTALS	RPI 1-25	RPI 26-50	W-L RECORDS	RPI 51-100	RPI 101-150	RPI 150+				
10- 12	0- 3	0- 1	OVERALL	0- 1	2- 4	8- 3				
5- 7	0- 0	0- 0	HOME	0- 1	1- 3	4- 3				
5- 5	0- 3	0- 1	AWAY	0- 0	1- 1	4- 0				
0- 0	0- 0	0- 0	NEUTRAL	0- 0	0- 0	0- 0				
3- 7	0- 2	0- 1	NON-CONFERENCE	0- 1	0- 2	3- 1				
3- 3	0- 0	0- 0	HOME	0- 1	0- 1	3- 1				
0- 4	0- 2	0- 1	AWAY	0- 0	0- 1	0- 0				
0- 0	0- 0	0- 0	NEUTRAL	0- 0	0- 0	0- 0				
7- 5	0- 1	0- 0	CONFERENCE	0- 0	2- 2	5- 2				
2- 4	0- 0	0- 0	HOME	0- 0	1- 2	1- 2				
5- 1	0- 1	0- 0	AWAY	0- 0	1- 0	4- 0				
0- 0	0- 0	0- 0	NEUTRAL	0- 0	0- 0	0- 0				

RPI S	Opponent	Score	RPI S	Opponent	Score	RPI S	Opponent	Score	RPI S	Opponent	Score	Team's RPI: 172
11	A Maryland	41 97	26	A Michigan St.	42 81	78	H Michigan	61 88	102	H Wright St.	71 89	
18	A Green Bay	36 58							111	H Eastern Mich.	68 85	
25	A St. Bonaventure	73 84							115	A Youngstown St.	69 68	
									115	H Youngstown St.	70 72	
									118	A Western Mich.	66 70	
									145	H Northern Ky.	66 65	
									176	A Milwaukee	89 79	
									201	A Ill.-Chicago	89 80	
									201	H Ill.-Chicago	51 65	
									208	H Oakland	73 79	
									209	H Cincinnati	77 68	
									223	A Valparaiso	72 66	
									290	H Niagara	80 75	
									303	A Cleveland St.	66 60	
									303	H Cleveland St.	82 68	
									305	H Bradley	67 75	
									332	H IPFW	64 63	
LAST 12 Division I GAMES:												
201	H Ill.-Chicago	51 65	145	H Northern Ky.	66 65							
115	A Youngstown St.	69 68	102	H Wright St.	71 89							
303	A Cleveland St.	66 60	201	A Ill.-Chicago	89 80							
18	A Green Bay	36 58	223	A Valparaiso	72 66							
176	A Milwaukee	89 79	303	H Cleveland St.	82 68							
208	H Oakland	73 79	115	H Youngstown St.	70 72							

Non-Div I Games: Salem Int'l 81 50

Detroit

Average RPI Win: 205	WON-LOST	WINNING	LAST 10	STRENGTH OF	OPP. STRENGTH	TEAM	ADJ.	CONF.	ADJ CONF.
Average RPI Loss: 110	RECORD	PCT. RANK	GAMES	SCHEDULE	OF SCHEDULE	RPI	RPI	RPI	RPI
DIV. I ONLY	16- 6	57	9- 1	196	134	99	99	21	21
DIV. I NON-CONF.	6- 4	125	0- 0	95	36	86	86	17	17
TOTALS	RPI 1-25	RPI 26-50	W-L RECORDS	RPI 51-100	RPI 101-150	RPI 150+			
16- 6	0- 1	0- 0	OVERALL	3- 2	3- 2	10- 1			
8- 3	0- 1	0- 0	HOME	2- 0	2- 2	4- 0			
7- 3	0- 0	0- 0	AWAY	1- 2	1- 0	5- 1			
1- 0	0- 0	0- 0	NEUTRAL	0- 0	0- 0	1- 0			
6- 4	0- 1	0- 0	NON-CONFERENCE	1- 2	3- 0	2- 1			
3- 1	0- 1	0- 0	HOME	1- 0	2- 0	0- 0			
2- 3	0- 0	0- 0	AWAY	0- 2	1- 0	1- 1			
1- 0	0- 0	0- 0	NEUTRAL	0- 0	0- 0	1- 0			
10- 2	0- 0	0- 0	CONFERENCE	2- 0	0- 2	8- 0			
5- 2	0- 0	0- 0	HOME	1- 0	0- 2	4- 0			
5- 0	0- 0	0- 0	AWAY	1- 0	0- 0	4- 0			
0- 0	0- 0	0- 0	NEUTRAL	0- 0	0- 0	0- 0			

RPI 1-25				RPI 26-50				RPI 51-100 Team's RPI: 99				RPI 101+			
RPI	S	Opponent	Score	RPI	S	Opponent	Score	RPI	S	Opponent	Score	RPI	S	Opponent	Score
18	H	Green Bay	61 86					53	A	Iowa	76 89	117	H	North Dakota	73 63
								81	A	South Dakota	87 92	120	H	Creighton	81 72
								84	A	Missouri St.	82 75	122	H	UNI	73 79
								84	H	Missouri St.	95 72	139	H	Southern Ill.	67 77
								96	H	Iowa St.	74 70	148	A	Wisconsin	89 70
												153	A	Loyola Chicago	81 65
												183	N	Tulsa	91 80
												194	A	UNLV	76 68
												244	A	Northern Ill.	73 87
												249	H	Indiana St.	80 55
												304	A	Wichita St.	87 56
												304	H	Wichita St.	81 59
												305	A	Bradley	76 64
												309	A	Illinois St.	98 58
												309	H	Illinois St.	76 41
												319	H	Evansville	94 52
LAST 12 Division I GAMES:															
309	A	Illinois St.	98 58	309	H	Illinois St.	76 41								
84	H	Missouri St.	95 72	249	H	Indiana St.	80 55								
304	H	Wichita St.	81 59	304	A	Wichita St.	87 56								
153	A	Loyola Chicago	81 65	84	A	Missouri St.	82 75								
305	A	Bradley	76 64	319	H	Evansville	94 52								
122	H	UNI	73 79	139	H	Southern Ill.	67 77								

Non-Div I Games: William Penn 100 61

Drake

■ Loss,
 ■ Non-Conf, S Site,
 ■ Home
 ■ Away
 N Neutral

Average RPI Win:	159	WON-LOST	WINNING	LAST 10	STRENGTH OF	OPP. STRENGTH	TEAM	ADJ.	CONF.	ADJ CONF.
Average RPI Loss:	92	RECORD	PCT. RANK	GAMES	SCHEDULE	OF SCHEDULE	RPI	RPI	RPI	RPI
DIV. I ONLY	12- 11	159	7- 3	38	110	85	85	13	13	
DIV. I NON-CONF.	4- 7	222	0- 0	12	59	116	116	12	12	
TOTALS	RPI 1-25	RPI 26-50	W-L RECORDS	RPI 51-100	RPI 101-150	RPI 150+				
12- 11	1- 1	0- 4	OVERALL	2- 3	1- 0	8- 3				
7- 3	1- 0	0- 1	HOME	2- 1	1- 0	3- 1				
5- 6	0- 1	0- 3	AWAY	0- 1	0- 0	5- 1				
0- 2	0- 0	0- 0	NEUTRAL	0- 1	0- 0	0- 1				
4- 7	1- 1	0- 2	NON-CONFERENCE	0- 3	1- 0	2- 1				
3- 1	1- 0	0- 0	HOME	0- 1	1- 0	1- 0				
1- 4	0- 1	0- 2	AWAY	0- 1	0- 0	1- 0				
0- 2	0- 0	0- 0	NEUTRAL	0- 1	0- 0	0- 1				
8- 4	0- 0	0- 2	CONFERENCE	2- 0	0- 0	6- 2				
4- 2	0- 0	0- 1	HOME	2- 0	0- 0	2- 1				
4- 2	0- 0	0- 1	AWAY	0- 0	0- 0	4- 1				
0- 0	0- 0	0- 0	NEUTRAL	0- 0	0- 0	0- 0				

RPI 1-25				RPI 26-50				RPI 51-100 Team's RPI: 85				RPI 101+			
RPI	S	Opponent	Score	RPI	S	Opponent	Score	RPI	S	Opponent	Score	RPI	S	Opponent	Score
23	A	Syracuse	62 83	39	A	Penn	67 72	54	N	Villanova	55 67	109	H	Quinnipiac	62 49
25	H	St. Bonaventure	58 46	41	A	South Fla.	58 73	66	H	Vanderbilt	64 74	165	A	Hampton	57 36
				47	A	James Madison	56 67	67	H	Hofstra	67 64	189	A	Delaware	54 53
				47	H	James Madison	55 59	73	H	Elon	74 31	189	H	Delaware	47 43
								94	A	Saint Joseph's	46 53	190	A	Col. of Charleston	46 49
												190	H	Col. of Charleston	66 54
												193	A	Northeastern	53 49
												193	H	Northeastern	65 73
												200	A	William & Mary	67 50
												221	N	Montana	50 58
												254	H	Dartmouth	69 53
												257	A	UNCW	71 57
LAST 12 Division I GAMES:															
47	H	James Madison	55 59	189	A	Delaware	54 53								
190	A	Col. of Charleston	46 49	73	H	Elon	74 31								
257	A	UNCW	71 57	47	A	James Madison	56 67								
189	H	Delaware	47 43	200	A	William & Mary	67 50								
67	H	Hofstra	67 64	193	H	Northeastern	65 73								
193	A	Northeastern	53 49	190	H	Col. of Charleston	66 54								

Non-Div I Games:

Drexel

Average RPI Win:	158	WON-LOST	WINNING	LAST 10	STRENGTH OF	OPP. STRENGTH	TEAM	ADJ.	CONF.	ADJ CONF.
Average RPI Loss:	19	RECORD	PCT. RANK	GAMES	SCHEDULE	OF SCHEDULE	RPI	RPI	RPI	RPI
DIV. I ONLY	17- 9	89	5- 5	23	32	48	48	5	5	
DIV. I NON-CONF.	11- 3	54	0- 0	44	55	26	26	5	5	
TOTALS	RPI 1-25	RPI 26-50	W-L RECORDS	RPI 51-100	RPI 101-150	RPI 150+				
17- 9	0- 7	1- 2	OVERALL	3- 0	7- 0	6- 0				
11- 4	0- 3	0- 1	HOME	2- 0	5- 0	4- 0				
3- 5	0- 4	1- 1	AWAY	0- 0	1- 0	1- 0				
3- 0	0- 0	0- 0	NEUTRAL	1- 0	1- 0	1- 0				
11- 3	0- 3	1- 0	NON-CONFERENCE	3- 0	2- 0	5- 0				
7- 1	0- 1	0- 0	HOME	2- 0	1- 0	4- 0				
1- 2	0- 2	1- 0	AWAY	0- 0	0- 0	0- 0				
3- 0	0- 0	0- 0	NEUTRAL	1- 0	1- 0	1- 0				
6- 6	0- 4	0- 2	CONFERENCE	0- 0	5- 0	1- 0				
4- 3	0- 2	0- 1	HOME	0- 0	4- 0	0- 0				
2- 3	0- 2	0- 1	AWAY	0- 0	1- 0	1- 0				
0- 0	0- 0	0- 0	NEUTRAL	0- 0	0- 0	0- 0				

RPI 1-25				RPI 26-50				Team's RPI: 48				RPI 51-100				RPI 101+			
RPI	S	Opponent	Score	RPI	S	Opponent	Score	RPI	S	Opponent	Score	RPI	S	Opponent	Score	RPI	S	Opponent	Score
1	H	Notre Dame	61 68	33	A	Miami (FL)	53 61	70	H	Army West Point	72 61	101	H	Virginia	67 52				
3	A	South Carolina	55 66	38	H	North Carolina St.	62 65	82	H	Minnesota	84 64	103	H	Liberty	79 41				
13	H	Florida St.	53 69	39	A	Penn	57 50	96	N	Iowa St.	86 48	104	H	North Carolina	71 55				
15	H	Texas A&M	66 72									105	H	Boston College	71 51				
19	A	Louisville	48 65									123	H	Wake Forest	95 68				
22	A	Kentucky	61 71									144	A	Pittsburgh	70 48				
23	A	Syracuse	50 86									147	N	Idaho	74 68				
												202	N	Texas St.	85 34				
												236	A	Clemson	72 43				
												257	H	UNCW	78 56				
												261	H	Massachusetts	70 46				
												300	H	Western Caro.	84 47				
												313	H	Winthrop	78 50				
LAST 12 Division I GAMES:																			
13	H	Florida St.	53 69	236	A	Clemson	72 43												
33	A	Miami (FL)	53 61	105	H	Boston College	71 51												
101	H	Virginia	67 52	38	H	North Carolina St.	62 65												
1	H	Notre Dame	61 68	19	A	Louisville	48 65												
144	A	Pittsburgh	70 48	123	H	Wake Forest	95 68												
104	H	North Carolina	71 55	23	A	Syracuse	50 86												

Non-Div I Games:

Duke

■ Loss,
 ■ Non-Conf, S Site,
 ■ Home
 ■ Away
 N Neutral

Average RPI Win:	176	WON-LOST	WINNING	LAST 10	STRENGTH OF	OPP. STRENGTH	TEAM	ADJ.	CONF.	ADJ CONF.
Average RPI Loss:	38	RECORD	PCT. RANK	GAMES	SCHEDULE	OF SCHEDULE	RPI	RPI	RPI	RPI
DIV. I ONLY	21- 2	7	9- 1	109	138	24	24	7	7	
DIV. I NON-CONF.	11- 1	16	1- 0	185	238	33	33	8	8	
TOTALS	RPI 1-25	RPI 26-50	W-L RECORDS	RPI 51-100	RPI 101-150	RPI 150+				
21- 2	1- 0	3- 2	OVERALL	2- 0	2- 0	13- 0				
9- 1	1- 0	3- 1	HOME	0- 0	0- 0	5- 0				
11- 1	0- 0	0- 1	AWAY	2- 0	2- 0	7- 0				
1- 0	0- 0	0- 0	NEUTRAL	0- 0	0- 0	1- 0				
11- 1	0- 0	2- 1	NON-CONFERENCE	1- 0	2- 0	6- 0				
4- 0	0- 0	2- 0	HOME	0- 0	0- 0	2- 0				
6- 1	0- 0	0- 1	AWAY	1- 0	2- 0	3- 0				
1- 0	0- 0	0- 0	NEUTRAL	0- 0	0- 0	1- 0				
10- 1	1- 0	1- 1	CONFERENCE	1- 0	0- 0	7- 0				
5- 1	1- 0	1- 1	HOME	0- 0	0- 0	3- 0				
5- 0	0- 0	0- 0	AWAY	1- 0	0- 0	4- 0				
0- 0	0- 0	0- 0	NEUTRAL	0- 0	0- 0	0- 0				

RPI 1-25			Team's RPI: 24		RPI 26-50			RPI 51-100			RPI 101+			
RPI	S	Opponent	Score		RPI	S	Opponent	Score		RPI	S	Opponent	Score	
25	H	St. Bonaventure	74	62	32	H	Ohio	64	47	69	A	Central Mich.	68	49
					35	H	George Washington	52	70	98	A	VCU	71	67
					40	A	Princeton	66	94					
					45	H	St. John's (NY)	76	57					
					49	H	Dayton	89	58					
LAST 12 Division I GAMES:														
182	H	Rhode Island	61	56	35	H	George Washington	52	70					
158	A	Davidson	77	62	182	A	Rhode Island	79	70					
261	H	Massachusetts	73	64	159	H	Fordham	55	40					
98	A	VCU	71	67	175	A	George Mason	72	56					
222	A	Richmond	65	44	49	H	Dayton	89	58					
25	H	St. Bonaventure	74	62	144	A	Pittsburgh	79	65					

Non-Div I Games: Slippery Rock 79 54

Duquesne

■ Loss,
 ■ Non-Conf,
 ■ S Site,
 ■ H Home
 ■ A Away
 N Neutral

Average RPI Win: 236	WON-LOST	WINNING	LAST 10	STRENGTH OF	OPP. STRENGTH	TEAM	ADJ.	CONF.	ADJ CONF.
Average RPI Loss: 123	RECORD	PCT. RANK	GAMES	SCHEDULE	OF SCHEDULE	RPI	RPI	RPI	RPI
DIV. I ONLY	12- 10	144	7- 3	228	167	143	143	17	17
DIV. I NON-CONF.	5- 7	198	0- 1	144	141	146	146	16	16
TOTALS	RPI 1-25	RPI 26-50	W-L RECORDS	RPI 51-100	RPI 101-150	RPI 150+			
12- 10	0- 1	0- 0	OVERALL	0- 3	3- 3	9- 3			
7- 1	0- 0	0- 0	HOME	0- 1	1- 0	6- 0			
5- 9	0- 1	0- 0	AWAY	0- 2	2- 3	3- 3			
0- 0	0- 0	0- 0	NEUTRAL	0- 0	0- 0	0- 0			
5- 7	0- 1	0- 0	NON-CONFERENCE	0- 2	2- 2	3- 2			
3- 0	0- 0	0- 0	HOME	0- 0	1- 0	2- 0			
2- 7	0- 1	0- 0	AWAY	0- 2	1- 2	1- 2			
0- 0	0- 0	0- 0	NEUTRAL	0- 0	0- 0	0- 0			
7- 3	0- 0	0- 0	CONFERENCE	0- 1	1- 1	6- 1			
4- 1	0- 0	0- 0	HOME	0- 1	0- 0	4- 0			
3- 2	0- 0	0- 0	AWAY	0- 0	1- 1	2- 1			
0- 0	0- 0	0- 0	NEUTRAL	0- 0	0- 0	0- 0			

RPI 1-25				RPI 26-50				RPI 51-100				RPI 101+ Team's RPI: 143			
RPI	S	Opponent	Score	RPI	S	Opponent	Score	RPI	S	Opponent	Score	RPI	S	Opponent	Score
12	A	Tennessee	49 85					59	H	Chattanooga	57 65	112	A	Iona	50 56
								66	A	Vanderbilt	39 65	121	A	Samford	47 55
								73	A	Elon	38 50	123	A	Wake Forest	52 69
												126	A	Mercer	55 53
												141	H	UNC Asheville	74 68
												146	A	Old Dominion	56 52
												158	A	Davidson	65 58
												207	A	Eastern Ky.	41 64
												210	A	Furman	77 81
												210	H	Furman	68 64
												243	A	Appalachian St.	52 70
												281	H	Austin Peay	80 76
												282	H	Campbell	70 55
												288	H	UNCG	89 73
												300	A	Western Caro.	45 43
												300	H	Western Caro.	74 62
												302	A	Wofford	70 54
												302	H	Wofford	70 69
LAST 12 Division I GAMES:															
300	A	Western Caro.	45 43	300	H	Western Caro.	74 62								
210	H	Furman	68 64	288	H	UNCG	89 73								
302	H	Wofford	70 69	302	A	Wofford	70 54								
59	H	Chattanooga	57 65	210	A	Furman	77 81								
126	A	Mercer	55 53	112	A	Iona	50 56								
121	A	Samford	47 55	281	H	Austin Peay	80 76								

Non-Div I Games: Armstrong St. 62 52 Lees-McRae 73 46 Brevard 69 46

ETSU

Loss, Non-Conf, S Site, H Home A Away N Neutral

East Carolina

Through Games Of Feb. 12, 2016

Average RPI Win:	239	WON-LOST	WINNING	LAST 10	STRENGTH OF	OPP. STRENGTH	TEAM	ADJ.	CONF.	ADJ CONF.
Average RPI Loss:	80	RECORD	PCT. RANK	GAMES	SCHEDULE	OF SCHEDULE	RPI	RPI	RPI	RPI
DIV. I ONLY	9- 15	241	3- 7	79	101	170	170	8	8	
DIV. I NON-CONF.	6- 6	160	0- 0	45	211	110	110	7	7	
TOTALS	RPI 1-25	RPI 26-50	W-L RECORDS	RPI 51-100	RPI 101-150	RPI 150+				
9- 15	0- 2	0- 3	OVERALL	0- 6	0- 1	9- 3				
4- 4	0- 0	0- 1	HOME	0- 2	0- 0	4- 1				
3- 6	0- 1	0- 1	AWAY	0- 2	0- 0	3- 2				
2- 5	0- 1	0- 1	NEUTRAL	0- 2	0- 1	2- 0				
6- 6	0- 1	0- 1	NON-CONFERENCE	0- 3	0- 1	6- 0				
2- 0	0- 0	0- 0	HOME	0- 0	0- 0	2- 0				
2- 1	0- 0	0- 0	AWAY	0- 1	0- 0	2- 0				
2- 5	0- 1	0- 1	NEUTRAL	0- 2	0- 1	2- 0				
3- 9	0- 1	0- 2	CONFERENCE	0- 3	0- 0	3- 3				
2- 4	0- 0	0- 1	HOME	0- 2	0- 0	2- 1				
1- 5	0- 1	0- 1	AWAY	0- 1	0- 0	1- 2				
0- 0	0- 0	0- 0	NEUTRAL	0- 0	0- 0	0- 0				

RPI 1-25				RPI 26-50				RPI 51-100				RPI 101+ Team's RPI: 170			
RPI	S	Opponent	Score	RPI	S	Opponent	Score	RPI	S	Opponent	Score	RPI	S	Opponent	Score
2	A	UConn	46 92	32	N	Ohio	61 64	57	A	Auburn	69 83	120	N	Creighton	66 91
3	N	South Carolina	57 88	41	A	South Fla.	54 75	59	N	Chattanooga	61 72	157	A	SMU	67 74
				41	H	South Fla.	59 61	62	H	Temple	63 83	183	A	Tulsa	79 81
								83	A	Tulane	73 78	183	H	Tulsa	54 55
								83	H	Tulane	51 66	185	N	UTRGV	70 59
								90	N	Northwestern	75 78	188	N	Eastern Wash.	80 62
												189	A	Delaware	68 58
												209	H	Cincinnati	63 60
												216	H	Presbyterian	84 57
												255	H	Houston	76 70
												266	A	UCF	71 56
												320	H	Alcorn	87 58
												321	A	A&M-Corpus Christi	82 46
LAST 12 Division I GAMES:															
157	A	SMU	67 74	41	A	South Fla.	54 75								
2	A	UConn	46 92	255	H	Houston	76 70								
183	H	Tulsa	54 55	266	A	UCF	71 56								
62	H	Temple	63 83	83	H	Tulane	51 66								
83	A	Tulane	73 78	41	H	South Fla.	59 61								
209	H	Cincinnati	63 60	183	A	Tulsa	79 81								

Non-Div I Games:

East Carolina

Loss, Non-Conf, S Site, H Home A Away N Neutral

Average RPI Win:	197	WON-LOST	WINNING	LAST 10	STRENGTH OF	OPP. STRENGTH	TEAM	ADJ.	CONF.	ADJ CONF.
Average RPI Loss:	206	RECORD	PCT. RANK	GAMES	SCHEDULE	OF SCHEDULE	RPI	RPI	RPI	RPI
DIV. I ONLY	3- 21	339	2- 8	250	284	336	336	24	24	
DIV. I NON-CONF.	1- 11	336	0- 0	157	321	318	318	23	23	
TOTALS	RPI 1-25	RPI 26-50	W-L RECORDS	RPI 51-100	RPI 101-150	RPI 150+				
3- 21	0- 0	0- 0	OVERALL	0- 2	1- 2	2- 17				
3- 8	0- 0	0- 0	HOME	0- 1	1- 0	2- 7				
0- 13	0- 0	0- 0	AWAY	0- 1	0- 2	0- 10				
0- 0	0- 0	0- 0	NEUTRAL	0- 0	0- 0	0- 0				
1- 11	0- 0	0- 0	NON-CONFERENCE	0- 1	1- 1	0- 9				
1- 4	0- 0	0- 0	HOME	0- 0	1- 0	0- 4				
0- 7	0- 0	0- 0	AWAY	0- 1	0- 1	0- 5				
0- 0	0- 0	0- 0	NEUTRAL	0- 0	0- 0	0- 0				
2- 10	0- 0	0- 0	CONFERENCE	0- 1	0- 1	2- 8				
2- 4	0- 0	0- 0	HOME	0- 1	0- 0	2- 3				
0- 6	0- 0	0- 0	AWAY	0- 0	0- 1	0- 5				
0- 0	0- 0	0- 0	NEUTRAL	0- 0	0- 0	0- 0				

RPI S	Opponent	Score	RPI S	Opponent	Score	RPI S	Opponent	Score	RPI S	Opponent	Score	Team's RPI: 336
						76	A Saint Louis	47 78	107	A Belmont	61 89	
						87	H UT Martin	39 65	114	H IUPUI	77 71	
									116	A Memphis	49 80	
									153	H Loyola Chicago	75 86	
									171	A SIUE	75 87	
									176	H Milwaukee	71 82	
									178	H Stetson	66 68	
									196	H Southeast Mo. St.	64 59	
									201	A Ill.-Chicago	54 66	
									207	H Eastern Ky.	56 75	
									209	A Cincinnati	57 70	
									225	H Western Ill.	69 92	
									244	A Northern Ill.	63 79	
									249	A Indiana St.	42 60	
									265	A Omaha	67 76	
									267	H Tennessee St.	53 62	
									274	A Tennessee Tech	74 81	
									275	A Jacksonville St.	52 60	
									276	A Murray St.	56 66	
									281	A Austin Peay	45 80	
									281	H Austin Peay	64 56	
									293	H Morehead St.	77 85	
LAST 12 Division I GAMES:												
281	H Austin Peay	64 56	293	H Morehead St.	77 85							
196	H Southeast Mo. St.	64 59	207	H Eastern Ky.	56 75							
171	A SIUE	75 87	107	A Belmont	61 89							
276	A Murray St.	56 66	267	H Tennessee St.	53 62							
281	A Austin Peay	45 80	275	A Jacksonville St.	52 60							
87	H UT Martin	39 65	274	A Tennessee Tech	74 81							

Non-Div I Games:

Eastern Ill.

Average RPI Win:	244	WON-LOST	WINNING	LAST 10	STRENGTH OF	OPP. STRENGTH	TEAM	ADJ.	CONF.	ADJ CONF.
Average RPI Loss:	161	RECORD	PCT. RANK	GAMES	SCHEDULE	OF SCHEDULE	RPI	RPI	RPI	RPI
DIV. I ONLY	10- 10	172	6- 4	243	243	207	207	24	24	
DIV. I NON-CONF.	4- 5	193	0- 0	135	183	165	165	23	23	
TOTALS	RPI 1-25	RPI 26-50	W-L RECORDS	RPI 51-100	RPI 101-150	RPI 150+				
10- 10	0- 0	0- 1	OVERALL	1- 2	1- 2	8- 5				
6- 3	0- 0	0- 0	HOME	1- 0	1- 1	4- 2				
3- 6	0- 0	0- 0	AWAY	0- 2	0- 1	3- 3				
1- 1	0- 0	0- 1	NEUTRAL	0- 0	0- 0	1- 0				
4- 5	0- 0	0- 1	NON-CONFERENCE	0- 2	1- 1	3- 1				
2- 1	0- 0	0- 0	HOME	0- 0	1- 1	1- 0				
1- 3	0- 0	0- 0	AWAY	0- 2	0- 0	1- 1				
1- 1	0- 0	0- 1	NEUTRAL	0- 0	0- 0	1- 0				
6- 5	0- 0	0- 0	CONFERENCE	1- 0	0- 1	5- 4				
4- 2	0- 0	0- 0	HOME	1- 0	0- 0	3- 2				
2- 3	0- 0	0- 0	AWAY	0- 0	0- 1	2- 2				
0- 0	0- 0	0- 0	NEUTRAL	0- 0	0- 0	0- 0				

RPI 1-25				RPI 26-50				RPI 51-100				RPI 101+ Team's RPI: 207			
RPI	S	Opponent	Score	RPI	S	Opponent	Score	RPI	S	Opponent	Score	RPI	S	Opponent	Score
				38	N	North Carolina St.	62 73	60	A	Western Ky.	60 76	102	H	Wright St.	69 71
								84	A	Missouri St.	63 87	107	A	Belmont	61 72
								87	H	UT Martin	70 61	143	H	ETSU	64 41
												171	A	SIUE	74 89
												196	H	Southeast Mo. St.	56 55
												222	A	Richmond	62 81
												262	A	Miami (OH)	77 72
												267	A	Tennessee St.	70 66
												274	H	Tennessee Tech	72 77
												275	H	Jacksonville St.	54 56
												276	H	Murray St.	72 60
												279	N	Saint Francis (PA)	88 82
												281	A	Austin Peay	66 94
												293	H	Morehead St.	100 93
												300	H	Western Caro.	91 62
												336	A	Eastern Ill.	75 56
LAST 12 Division I GAMES:															
				107	A	Belmont	61 72					171	A	SIUE	74 89
				267	A	Tennessee St.	70 66					336	A	Eastern Ill.	75 56
				293	H	Morehead St.	100 93					196	H	Southeast Mo. St.	56 55
				275	H	Jacksonville St.	54 56					87	H	UT Martin	70 61
				274	H	Tennessee Tech	72 77					281	A	Austin Peay	66 94
				276	H	Murray St.	72 60					279	N	Saint Francis (PA)	88 82

Non-Div I Games: Cincinnati Christian 112 34 Davis & Elkins 73 58

Eastern Ky.

■ Loss,
 ■ Non-Conf,
 ■ S Site,
 ■ H Home
 ■ A Away
 N Neutral

Average RPI Win:	188	WON-LOST	WINNING	LAST 10	STRENGTH OF	OPP. STRENGTH	TEAM	ADJ.	CONF.	ADJ CONF.
Average RPI Loss:	89	RECORD	PCT. RANK	GAMES	SCHEDULE	OF SCHEDULE	RPI	RPI	RPI	RPI
DIV. I ONLY	12- 8	113	4- 6	129	123	111	111	11	11	
DIV. I NON-CONF.	7- 2	57	1- 0	165	128	58	58	13	13	
TOTALS	RPI 1-25	RPI 26-50	W-L RECORDS	RPI 51-100	RPI 101-150	RPI 150+				
12- 8	0- 1	0- 1	OVERALL	1- 3	5- 2	6- 1				
7- 3	0- 0	0- 1	HOME	1- 1	4- 1	2- 0				
5- 4	0- 1	0- 0	AWAY	0- 1	1- 1	4- 1				
0- 1	0- 0	0- 0	NEUTRAL	0- 1	0- 0	0- 0				
7- 2	0- 1	0- 0	NON-CONFERENCE	1- 1	2- 0	4- 0				
3- 0	0- 0	0- 0	HOME	1- 0	1- 0	1- 0				
4- 1	0- 1	0- 0	AWAY	0- 0	1- 0	3- 0				
0- 1	0- 0	0- 0	NEUTRAL	0- 1	0- 0	0- 0				
5- 6	0- 0	0- 1	CONFERENCE	0- 2	3- 2	2- 1				
4- 3	0- 0	0- 1	HOME	0- 1	3- 1	1- 0				
1- 3	0- 0	0- 0	AWAY	0- 1	0- 1	1- 1				
0- 0	0- 0	0- 0	NEUTRAL	0- 0	0- 0	0- 0				

RPI 1-25				RPI 26-50				RPI 51-100				RPI 101+ Team's RPI: 111			
RPI	S	Opponent	Score	RPI	S	Opponent	Score	RPI	S	Opponent	Score	RPI	S	Opponent	Score
22	A	Kentucky	67 89	32	H	Ohio	64 71	64	N	Abilene Christian	59 83	108	H	Toledo	59 41
								65	A	Ball St.	54 76	110	A	Akron	72 75
								69	H	Central Mich.	65 66	110	H	Akron	65 68
								78	H	Michigan	64 63	118	H	Western Mich.	70 66
												124	A	Harvard	85 81
												138	H	Buffalo	67 56
												149	H	Oral Roberts	77 69
												172	A	Detroit	85 68
												185	H	UTRGV	78 56
												238	A	Bowling Green	63 67
												244	A	Northern Ill.	87 80
												270	A	Monmouth	78 68
												329	H	Kent St.	72 51
												341	A	Air Force	72 59
LAST 12 Division I GAMES:															
118	H	Western Mich.	70 66	329	H	Kent St.	72 51								
69	H	Central Mich.	65 66	32	H	Ohio	64 71								
110	A	Akron	72 75	244	A	Northern Ill.	87 80								
238	A	Bowling Green	63 67	110	H	Akron	65 68								
108	H	Toledo	59 41	138	H	Buffalo	67 56								
65	A	Ball St.	54 76	172	A	Detroit	85 68								

Non-Div I Games: Madonna 104 45 Hillsdale 94 77

Eastern Mich.

Loss, Non-Conf, S Site, H Home A Away N Neutral

Average RPI Win:	245	WON-LOST	WINNING	LAST 10	STRENGTH OF	OPP. STRENGTH	TEAM	ADJ.	CONF.	ADJ CONF.
Average RPI Loss:	137	RECORD	PCT. RANK	GAMES	SCHEDULE	OF SCHEDULE	RPI	RPI	RPI	RPI
DIV. I ONLY	15- 8	90	8- 2	325	149	188	188	19	19	
DIV. I NON-CONF.	5- 6	180	0- 0	306	157	266	266	21	21	
TOTALS	RPI 1-25	RPI 26-50	W-L RECORDS	RPI 51-100	RPI 101-150	RPI 150+				
15- 8	0- 0	0- 0	OVERALL	0- 3	2- 3	13- 2				
9- 2	0- 0	0- 0	HOME	0- 1	1- 1	8- 0				
6- 3	0- 0	0- 0	AWAY	0- 0	1- 1	5- 0				
0- 3	0- 0	0- 0	NEUTRAL	0- 1	0- 1	0- 1				
5- 6	0- 0	0- 0	NON-CONFERENCE	0- 3	0- 2	5- 1				
3- 2	0- 0	0- 0	HOME	0- 1	0- 1	3- 0				
2- 1	0- 0	0- 0	AWAY	0- 1	0- 0	2- 0				
0- 3	0- 0	0- 0	NEUTRAL	0- 1	0- 1	0- 1				
10- 2	0- 0	0- 0	CONFERENCE	0- 0	2- 1	8- 1				
6- 0	0- 0	0- 0	HOME	0- 0	1- 0	5- 0				
4- 2	0- 0	0- 0	AWAY	0- 0	1- 1	3- 1				
0- 0	0- 0	0- 0	NEUTRAL	0- 0	0- 0	0- 0				

RPI 1-25				RPI 26-50				RPI 51-100				RPI 101+ Team's RPI: 188			
RPI	S	Opponent	Score	RPI	S	Opponent	Score	RPI	S	Opponent	Score	RPI	S	Opponent	Score
								64	H	Abilene Christian	60 72	117	A	North Dakota	69 72
								88	A	Gonzaga	56 78	117	H	North Dakota	60 57
								90	N	Northwestern	70 74	120	N	Creighton	60 66
												127	H	Boise St.	79 84
												147	A	Idaho	74 66
												154	H	Northern Colo.	59 55
												160	H	Montana St.	81 69
												170	N	East Carolina	62 80
												197	A	Sacramento St.	100 83
												219	H	Utah Valley	68 64
												221	H	Montana	67 65
												268	A	Northern Ariz.	81 71
												268	H	Northern Ariz.	72 65
												285	H	CSUN	70 59
												304	A	Wichita St.	67 62
												323	A	Portland St.	79 81
												331	A	Southern Utah	85 82
												331	H	Southern Utah	64 53
												337	A	Cal St. Fullerton	68 57
												341	H	Air Force	65 44
LAST 12 Division I GAMES:															
				117	A	North Dakota	69 72	160	H	Montana St.	81 69				
				331	H	Southern Utah	64 53	268	A	Northern Ariz.	81 71				
				268	H	Northern Ariz.	72 65	331	A	Southern Utah	85 82				
				197	A	Sacramento St.	100 83	147	A	Idaho	74 66				
				323	A	Portland St.	79 81	117	H	North Dakota	60 57				
				221	H	Montana	67 65	154	H	Northern Colo.	59 55				

Non-Div I Games: Eastern Ore. 64 40

Eastern Wash.

Average RPI Win: 188	WON-LOST	WINNING	LAST 10	STRENGTH OF	OPP. STRENGTH	TEAM	ADJ.	CONF.	ADJ CONF.
Average RPI Loss: 109	RECORD	PCT. RANK	GAMES	SCHEDULE	OF SCHEDULE	RPI	RPI	RPI	RPI
DIV. I ONLY	14- 8	99	6- 4	108	117	73	73	13	13
DIV. I NON-CONF.	6- 4	125	0- 0	58	74	48	48	12	12
TOTALS	RPI 1-25	RPI 26-50	W-L RECORDS	RPI 51-100	RPI 101-150	RPI 150+			
14- 8	0- 1	1- 2	OVERALL	2- 2	1- 1	10- 2			
8- 1	0- 0	0- 1	HOME	2- 0	1- 0	5- 0			
6- 7	0- 1	1- 1	AWAY	0- 2	0- 1	5- 2			
0- 0	0- 0	0- 0	NEUTRAL	0- 0	0- 0	0- 0			
6- 4	0- 1	1- 1	NON-CONFERENCE	1- 0	1- 1	3- 1			
3- 0	0- 0	0- 0	HOME	1- 0	1- 0	1- 0			
3- 4	0- 1	1- 1	AWAY	0- 0	0- 1	2- 1			
0- 0	0- 0	0- 0	NEUTRAL	0- 0	0- 0	0- 0			
8- 4	0- 0	0- 1	CONFERENCE	1- 2	0- 0	7- 1			
5- 1	0- 0	0- 1	HOME	1- 0	0- 0	4- 0			
3- 3	0- 0	0- 0	AWAY	0- 2	0- 0	3- 1			
0- 0	0- 0	0- 0	NEUTRAL	0- 0	0- 0	0- 0			

RPI 1-25				RPI 26-50				RPI 51-100				Team's RPI: 73	RPI 101+			
RPI	S	Opponent	Score	RPI	S	Opponent	Score	RPI	S	Opponent	Score		RPI	S	Opponent	Score
3	A	South Carolina	63 78	34	A	West Virginia	57 67	67	A	Hofstra	49 59		103	A	Liberty	63 72
				38	A	North Carolina St.	69 66	67	H	Hofstra	61 60		143	H	ETSU	50 38
				47	H	James Madison	76 81	85	A	Drexel	31 74		189	A	Delaware	66 64
								92	H	Charlotte	90 83		190	H	Col. of Charleston	52 41
													193	A	Northeastern	56 54
													200	H	William & Mary	73 51
													210	A	Furman	65 55
													240	H	High Point	80 69
													247	A	Navy	70 73
													257	A	UNCW	67 60
													257	H	UNCW	70 53
													263	A	American	62 54
													286	A	Towson	78 85
													286	H	Towson	80 58
LAST 12 Division I GAMES:																
				286	H	Towson	80 58						190	H	Col. of Charleston	52 41
				189	A	Delaware	66 64						85	A	Drexel	31 74
				200	H	William & Mary	73 51						286	A	Towson	78 85
				67	A	Hofstra	49 59						47	H	James Madison	76 81
				193	A	Northeastern	56 54						67	H	Hofstra	61 60
				257	H	UNCW	70 53						257	A	UNCW	67 60

Non-Div I Games: Lenoir-Rhyne 67 29

Elon

Average RPI Win:	304	WON-LOST	WINNING	LAST 10	STRENGTH OF	OPP. STRENGTH	TEAM	ADJ.	CONF.	ADJ CONF.
Average RPI Loss:	169	RECORD	PCT. RANK	GAMES	SCHEDULE	OF SCHEDULE	RPI	RPI	RPI	RPI
DIV. I ONLY	2- 20	342	1- 9	164	263	319	319	21	21	
DIV. I NON-CONF.	1- 10	330	0- 1	74	313	271	271	17	17	
TOTALS	RPI 1-25	RPI 26-50	W-L RECORDS	RPI 51-100	RPI 101-150	RPI 150+				
2- 20	0- 0	0- 0	OVERALL	0- 6	0- 4	2- 10				
1- 7	0- 0	0- 0	HOME	0- 2	0- 1	1- 4				
1- 11	0- 0	0- 0	AWAY	0- 3	0- 3	1- 5				
0- 2	0- 0	0- 0	NEUTRAL	0- 1	0- 0	0- 1				
1- 10	0- 0	0- 0	NON-CONFERENCE	0- 4	0- 2	1- 4				
0- 4	0- 0	0- 0	HOME	0- 2	0- 1	0- 1				
1- 4	0- 0	0- 0	AWAY	0- 1	0- 1	1- 2				
0- 2	0- 0	0- 0	NEUTRAL	0- 1	0- 0	0- 1				
1- 10	0- 0	0- 0	CONFERENCE	0- 2	0- 2	1- 6				
1- 3	0- 0	0- 0	HOME	0- 0	0- 0	1- 3				
0- 7	0- 0	0- 0	AWAY	0- 2	0- 2	0- 3				
0- 0	0- 0	0- 0	NEUTRAL	0- 0	0- 0	0- 0				

RPI S	Opponent	Score	RPI S	Opponent	Score	RPI S	Opponent	Score	RPI S	Opponent	Score	Team's RPI: 319
						58 N	Santa Clara	44 62	114 H	IUPUI	62 68	
						65 H	Ball St.	53 73	122 A	UNI	51 62	
						75 A	Nebraska	40 85	137 A	Xavier	57 65	
						84 A	Missouri St.	70 77	139 A	Southern Ill.	56 74	
						87 H	UT Martin	48 75	153 A	Loyola Chicago	54 67	
						99 A	Drake	52 94	153 H	Loyola Chicago	49 63	
									160 N	Montana St.	55 81	
									238 A	Bowling Green	56 74	
									249 H	Indiana St.	44 59	
									262 A	Miami (OH)	85 91	
									276 H	Murray St.	54 73	
									303 A	Cleveland St.	72 63	
									304 A	Wichita St.	50 58	
									305 A	Bradley	52 66	
									305 H	Bradley	62 46	
									309 H	Illinois St.	57 64	
LAST 12 Division I GAMES:												
			153 A	Loyola Chicago	54 67		139 A	Southern Ill.	56 74			
			305 A	Bradley	52 66		305 H	Bradley	62 46			
			249 H	Indiana St.	44 59		153 H	Loyola Chicago	49 63			
			309 H	Illinois St.	57 64		99 A	Drake	52 94			
			304 A	Wichita St.	50 58		122 A	UNI	51 62			
			84 A	Missouri St.	70 77		114 H	IUPUI	62 68			

Non-Div I Games:

Evansville

■ Loss,
 ■ Non-Conf,
 ■ S Site,
 ■ H Home
 ■ A Away
 N Neutral

Average RPI Win: 200	WON-LOST	WINNING	LAST 10	STRENGTH OF	OPP. STRENGTH	TEAM	ADJ.	CONF.	ADJ CONF.
Average RPI Loss: 68	RECORD	PCT. RANK	GAMES	SCHEDULE	OF SCHEDULE	RPI	RPI	RPI	RPI
DIV. I ONLY	20- 4	20	10- 0	162	174	63	63	29	29
DIV. I NON-CONF.	11- 4	76	3- 0	68	73	53	53	27	27
TOTALS	RPI 1-25	RPI 26-50	W-L RECORDS	RPI 51-100	RPI 101-150	RPI 150+			
20- 4	0- 1	1- 2	OVERALL	1- 0	5- 0	13- 1			
9- 2	0- 0	0- 1	HOME	1- 0	2- 0	6- 1			
9- 0	0- 0	1- 0	AWAY	0- 0	1- 0	7- 0			
2- 2	0- 1	0- 1	NEUTRAL	0- 0	2- 0	0- 0			
11- 4	0- 1	1- 2	NON-CONFERENCE	1- 0	5- 0	4- 1			
4- 2	0- 0	0- 1	HOME	1- 0	2- 0	1- 1			
5- 0	0- 0	1- 0	AWAY	0- 0	1- 0	3- 0			
2- 2	0- 1	0- 1	NEUTRAL	0- 0	2- 0	0- 0			
9- 0	0- 0	0- 0	CONFERENCE	0- 0	0- 0	9- 0			
5- 0	0- 0	0- 0	HOME	0- 0	0- 0	5- 0			
4- 0	0- 0	0- 0	AWAY	0- 0	0- 0	4- 0			
0- 0	0- 0	0- 0	NEUTRAL	0- 0	0- 0	0- 0			

RPI 1-25				RPI 26-50				RPI 51-100				Team's RPI: 63		RPI 101+			
RPI	S	Opponent	Score	RPI	S	Opponent	Score	RPI	S	Opponent	Score			RPI	S	Opponent	Score
21	N	Mississippi St.	60 65	32	N	Ohio	57 69	57	H	Auburn	52 45			106	N	Arizona	57 55
				35	A	George Washington	64 60							109	H	Quinnipiac	71 70
				44	H	Arkansas St.	48 62							110	A	Akron	82 64
														118	N	Western Mich.	60 42
														124	H	Harvard	74 65
														166	A	Jacksonville	59 55
														166	H	Jacksonville	58 39
														173	H	Fla. Atlantic	55 62
														178	H	Stetson	61 48
														206	H	Hartford	64 44
														227	H	USC Upstate	54 43
														251	A	Providence	50 41
														273	A	N.C. A&T	60 36
														291	A	Kennesaw St.	78 47
														297	A	FIU	81 53
														301	A	North Florida	65 38
														301	H	North Florida	75 50
														335	A	Lipscomb	71 39
														343	H	NJIT	70 37
LAST 12 Division I GAMES:																	
				166	A	Jacksonville	59 55					343	H	NJIT	70 37		
				301	H	North Florida	75 50					227	H	USC Upstate	54 43		
				166	H	Jacksonville	58 39					178	H	Stetson	61 48		
				301	A	North Florida	65 38					206	H	Hartford	64 44		
				291	A	Kennesaw St.	78 47					57	H	Auburn	52 45		
				335	A	Lipscomb	71 39					109	H	Quinnipiac	71 70		

Non-Div I Games: St. Thomas (FL) 86 33

FGCU

■ Loss,
 ■ Non-Conf,
 ■ S Site,
 ■ Home
 ■ Away
 N Neutral

Average RPI Win:	255	WON-LOST	WINNING	LAST 10	STRENGTH OF	OPP. STRENGTH	TEAM	ADJ.	CONF.	ADJ CONF.
Average RPI Loss:	141	RECORD	PCT. RANK	GAMES	SCHEDULE	OF SCHEDULE	RPI	RPI	RPI	RPI
DIV. I ONLY	3- 20	336	1- 9	112	153	297	297	12	12	
DIV. I NON-CONF.	2- 9	296	0- 0	268	235	333	333	10	10	
TOTALS	RPI 1-25	RPI 26-50	W-L RECORDS	RPI 51-100	RPI 101-150	RPI 150+				
3- 20	0- 0	0- 3	OVERALL	0- 5	0- 3	3- 9				
3- 10	0- 0	0- 1	HOME	0- 4	0- 2	3- 3				
0- 10	0- 0	0- 0	AWAY	0- 0	0- 0	0- 2				
0- 0	0- 0	0- 0	NEUTRAL	0- 0	0- 0	0- 0				
2- 9	0- 0	0- 1	NON-CONFERENCE	0- 2	0- 1	2- 5				
2- 5	0- 0	0- 0	HOME	0- 2	0- 1	2- 2				
0- 4	0- 0	0- 1	AWAY	0- 0	0- 0	0- 3				
0- 0	0- 0	0- 0	NEUTRAL	0- 0	0- 0	0- 0				
1- 11	0- 0	0- 2	CONFERENCE	0- 3	0- 2	1- 4				
1- 5	0- 0	0- 1	HOME	0- 2	0- 1	1- 1				
0- 6	0- 0	0- 1	AWAY	0- 1	0- 1	0- 3				
0- 0	0- 0	0- 0	NEUTRAL	0- 0	0- 0	0- 0				

RPI 1-25	RPI 26-50	RPI 51-100	RPI 101+	Team's RPI: 297
RPI S Opponent Score	RPI S Opponent Score	RPI S Opponent Score	RPI S Opponent Score	
29 A UTEP 52 70	29 H UTEP 57 69	60 H Western Ky. 69 71	123 H Wake Forest 53 57	
33 A Miami (FL) 55 83	77 H Middle Tenn. 62 85	63 H FGCU 53 81	136 H Marshall 58 65	
	86 H Marquette 83 95	77 H Middle Tenn. 62 85	146 A Old Dominion 49 84	
	92 A Charlotte 74 87	86 H Marquette 83 95	151 H UAB 72 61	
		92 A Charlotte 74 87	152 A Southern Miss. 55 82	
			166 A Jacksonville 44 80	
			167 A Louisiana Tech 63 82	
			173 A Fla. Atlantic 82 87	
			182 H Rhode Island 50 68	
			224 H UTSA 52 63	
			266 A UCF 72 89	
			298 H Florida A&M 81 65	
			303 A Cleveland St. 57 64	
			304 H Wichita St. 62 76	
			316 H UMass Lowell 71 68	
LAST 12 Division I GAMES:				
29 A UTEP 52 70	224 H UTSA 52 63	77 H Middle Tenn. 62 85	152 A Southern Miss. 55 82	
151 H UAB 72 61	167 A Louisiana Tech 63 82	136 H Marshall 58 65	60 H Western Ky. 69 71	
146 A Old Dominion 49 84	60 H Western Ky. 69 71	92 A Charlotte 74 87	173 A Fla. Atlantic 82 87	
92 A Charlotte 74 87	173 A Fla. Atlantic 82 87	29 H UTEP 57 69		

Non-Div I Games:

FIU

Loss, Non-Conf, S Site, H Home A Away N Neutral

Fairfield

Through Games Of Feb. 12, 2016

Average RPI Win:	258	WON-LOST	WINNING	LAST 10	STRENGTH OF	OPP. STRENGTH	TEAM	ADJ.	CONF.	ADJ CONF.
Average RPI Loss:	158	RECORD	PCT. RANK	GAMES	SCHEDULE	OF SCHEDULE	RPI	RPI	RPI	RPI
DIV. I ONLY	14- 10	127	8- 2	287	253	218	218	23	23	
DIV. I NON-CONF.	5- 4	138	0- 0	142	239	160	160	24	24	
TOTALS	RPI 1-25	RPI 26-50	W-L RECORDS	RPI 51-100	RPI 101-150	RPI 150+				
14- 10	0- 0	0- 1	OVERALL	0- 2	1- 2	13- 5				
9- 6	0- 0	0- 0	HOME	0- 2	1- 2	8- 2				
5- 4	0- 0	0- 1	AWAY	0- 0	0- 0	5- 3				
0- 0	0- 0	0- 0	NEUTRAL	0- 0	0- 0	0- 0				
5- 4	0- 0	0- 1	NON-CONFERENCE	0- 2	1- 0	4- 1				
4- 2	0- 0	0- 0	HOME	0- 2	1- 0	3- 0				
1- 2	0- 0	0- 1	AWAY	0- 0	0- 0	1- 1				
0- 0	0- 0	0- 0	NEUTRAL	0- 0	0- 0	0- 0				
9- 6	0- 0	0- 0	CONFERENCE	0- 0	0- 2	9- 4				
5- 4	0- 0	0- 0	HOME	0- 0	0- 2	5- 2				
4- 2	0- 0	0- 0	AWAY	0- 0	0- 0	4- 2				
0- 0	0- 0	0- 0	NEUTRAL	0- 0	0- 0	0- 0				

RPI 1-25				RPI 26-50				RPI 51-100				RPI 101+				Team's RPI: 218	
RPI	S	Opponent	Score	RPI	S	Opponent	Score	RPI	S	Opponent	Score	RPI	S	Opponent	Score		
				45	A	St. John's (NY)	54 73	52	H	Albany (NY)	50 62	109	H	Quinnipiac	55 64		
								67	H	Hofstra	53 67	112	H	Iona	46 56		
												124	H	Harvard	67 50		
												163	A	Cornell	35 59		
												180	H	Marist	57 72		
												214	H	Siena	67 55		
												217	A	Canisius	51 50		
												217	H	Canisius	52 48		
												232	A	Manhattan	59 57		
												232	H	Manhattan	55 70		
												256	A	Loyola Maryland	71 45		
												260	H	Sacred Heart	61 50		
												270	A	Monmouth	68 60		
												277	H	La Salle	62 59		
												290	A	Niagara	55 56		
												290	H	Niagara	61 43		
												292	A	Rider	55 39		
												292	H	Rider	63 56		
												332	H	IPFW	74 62		
												333	A	Saint Peter's	46 56		
												333	H	Saint Peter's	76 49		
LAST 12 Division I GAMES:																	
				333	H	Saint Peter's	76 49					109	H	Quinnipiac	55 64		
				214	H	Siena	67 55					232	A	Manhattan	59 57		
				290	H	Niagara	61 43					292	A	Rider	55 39		
				270	A	Monmouth	68 60					333	A	Saint Peter's	46 56		
				292	H	Rider	63 56					232	H	Manhattan	55 70		
				217	H	Canisius	52 48					290	A	Niagara	55 56		

Non-Div I Games:

Fairfield

■ Loss,
 ■ Non-Conf,
 ■ S Site,
 ■ H Home
 ■ A Away
 N Neutral

Average RPI Win:	294	WON-LOST	WINNING	LAST 10	STRENGTH OF	OPP. STRENGTH	TEAM	ADJ.	CONF.	ADJ CONF.
Average RPI Loss:	209	RECORD	PCT. RANK	GAMES	SCHEDULE	OF SCHEDULE	RPI	RPI	RPI	RPI
DIV. I ONLY	9- 16	251	5- 5	317	336	315	315	31	31	
DIV. I NON-CONF.	3- 10	277	0- 1	233	243	311	311	32	32	
TOTALS	RPI 1-25	RPI 26-50	W-L RECORDS	RPI 51-100	RPI 101-150	RPI 150+				
9- 16	0- 0	0- 1	OVERALL	0- 1	0- 3	9- 11				
6- 7	0- 0	0- 0	HOME	0- 0	0- 0	6- 7				
2- 7	0- 0	0- 1	AWAY	0- 1	0- 1	2- 4				
1- 2	0- 0	0- 0	NEUTRAL	0- 0	0- 2	1- 0				
3- 10	0- 0	0- 1	NON-CONFERENCE	0- 1	0- 3	3- 5				
2- 5	0- 0	0- 0	HOME	0- 0	0- 0	2- 5				
0- 3	0- 0	0- 1	AWAY	0- 1	0- 1	0- 0				
1- 2	0- 0	0- 0	NEUTRAL	0- 0	0- 2	1- 0				
6- 6	0- 0	0- 0	CONFERENCE	0- 0	0- 0	6- 6				
4- 2	0- 0	0- 0	HOME	0- 0	0- 0	4- 2				
2- 4	0- 0	0- 0	AWAY	0- 0	0- 0	2- 4				
0- 0	0- 0	0- 0	NEUTRAL	0- 0	0- 0	0- 0				

RPI 1-25			RPI 26-50			RPI 51-100			RPI 101+			Team's RPI: 315
RPI	S	Opponent	Score	RPI	S	Opponent	Score	RPI	S	Opponent	Score	
				34	A	West Virginia	42 91	91	A	Bucknell	62 72	
										104	A	North Carolina 46 64
										112	N	Iona 54 77
										135	N	Yale 58 77
										174	H	Brown 48 63
										186	A	Robert Morris 83 68
										214	H	Siena 65 81
										220	H	Bryant 41 70
										228	H	Columbia 83 87
										229	N	Grand Canyon 74 68
										232	H	Manhattan 78 85
										260	A	Sacred Heart 61 72
										270	H	Monmouth 81 75
										277	H	Central Conn. St. 75 78
										279	A	Saint Francis (PA) 67 87
										279	H	Saint Francis (PA) 73 72
										316	H	UMass Lowell 67 78
										325	A	LIU Brooklyn 62 65
										325	H	LIU Brooklyn 75 58
										333	H	Saint Peter's 73 52
										339	H	Mt. St. Mary's 66 53
										342	A	Wagner 73 57
										344	A	St. Francis Brooklyn 78 88
										344	H	St. Francis Brooklyn 65 61
LAST 12 Division I GAMES:												
				344	A	St. Francis Brooklyn	78 88	279	A	Saint Francis (PA)	67 87	
				342	A	Wagner	73 57	186	A	Robert Morris	83 68	
				279	H	Saint Francis (PA)	73 72	277	H	Central Conn. St.	75 78	
				325	A	LIU Brooklyn	62 65	260	A	Sacred Heart	61 72	
				325	H	LIU Brooklyn	75 58	228	H	Columbia	83 87	
				339	H	Mt. St. Mary's	66 53	220	H	Bryant	41 70	

Non-Div I Games:

Fairleigh Dickinson

■ Loss,
 ■ Non-Conf,
 ■ S Site,
 ■ H Home
 ■ A Away
 N Neutral

Fla. Atlantic

Through Games Of Feb. 12, 2016

Average RPI Win:	210	WON-LOST	WINNING	LAST 10	STRENGTH OF	OPP. STRENGTH	TEAM	ADJ.	CONF.	ADJ CONF.
Average RPI Loss:	121	RECORD	PCT. RANK	GAMES	SCHEDULE	OF SCHEDULE	RPI	RPI	RPI	RPI
DIV. I ONLY	10- 12	198	1- 9	82	183	173	173	12	12	
DIV. I NON-CONF.	7- 3	91	0- 0	59	306	76	76	10	10	
TOTALS	RPI 1-25	RPI 26-50	W-L RECORDS	RPI 51-100	RPI 101-150	RPI 150+				
10- 12	0- 0	0- 2	OVERALL	1- 4	2- 1	7- 5				
8- 5	0- 0	0- 1	HOME	0- 3	2- 0	6- 1				
1- 7	0- 0	0- 1	AWAY	1- 1	0- 1	0- 4				
1- 0	0- 0	0- 0	NEUTRAL	0- 0	0- 0	1- 0				
7- 3	0- 0	0- 1	NON-CONFERENCE	1- 1	1- 0	5- 1				
5- 1	0- 0	0- 0	HOME	0- 1	1- 0	4- 0				
1- 2	0- 0	0- 1	AWAY	1- 0	0- 0	0- 1				
1- 0	0- 0	0- 0	NEUTRAL	0- 0	0- 0	1- 0				
3- 9	0- 0	0- 1	CONFERENCE	0- 3	1- 1	2- 4				
3- 4	0- 0	0- 1	HOME	0- 2	1- 0	2- 1				
0- 5	0- 0	0- 0	AWAY	0- 1	0- 1	0- 3				
0- 0	0- 0	0- 0	NEUTRAL	0- 0	0- 0	0- 0				

RPI S	Opponent	Score	RPI S	Opponent	Score	RPI S	Opponent	Score	RPI S	Opponent	Score	Team's RPI: 173
29	H UTEP	66 78	46	A Kansas St.	53 102	60	H Western Ky.	62 81	110	H Akron	91 77	
						63	A FGCU	62 55	136	H Marshall	84 73	
						77	H Middle Tenn.	73 83	146	A Old Dominion	45 85	
						81	H South Dakota	53 76	151	H UAB	62 67	
						92	A Charlotte	79 85	152	A Southern Miss.	80 89	
									167	A Louisiana Tech	62 65	
									176	H Milwaukee	71 67	
									221	A Montana	69 83	
									224	A UTSA	54 57	
									224	H UTSA	64 51	
									253	H Bethune-Cookman	82 60	
									262	H Miami (OH)	68 65	
									267	N Tennessee St.	69 64	
									297	H FIU	87 82	
									308	H Delaware St.	83 55	
LAST 12 Division I GAMES:												
224	A UTSA	54 57	29	H UTEP	66 78							
151	H UAB	62 67	167	A Louisiana Tech	62 65							
77	H Middle Tenn.	73 83	152	A Southern Miss.	80 89							
92	A Charlotte	79 85	60	H Western Ky.	62 81							
146	A Old Dominion	45 85	136	H Marshall	84 73							
224	H UTSA	64 51	297	H FIU	87 82							

Non-Div I Games: Keiser 74 52

Fla. Atlantic

Loss, Non-Conf, S Site, H Home A Away N Neutral

Average RPI Win:	137	WON-LOST	WINNING	LAST 10	STRENGTH OF	OPP. STRENGTH	TEAM	ADJ.	CONF.	ADJ CONF.
Average RPI Loss:	29	RECORD	PCT. RANK	GAMES	SCHEDULE	OF SCHEDULE	RPI	RPI	RPI	RPI
DIV. I ONLY	19- 5	35	7- 3	50	24	20	20	2	2	
DIV. I NON-CONF.	12- 1	9	1- 0	138	93	20	20	2	2	
TOTALS	RPI 1-25	RPI 26-50	W-L RECORDS	RPI 51-100	RPI 101-150	RPI 150+				
19- 5	4- 2	2- 2	OVERALL	1- 1	4- 0	8- 0				
11- 2	3- 1	2- 1	HOME	0- 0	2- 0	4- 0				
6- 3	1- 1	0- 1	AWAY	0- 1	2- 0	3- 0				
2- 0	0- 0	0- 0	NEUTRAL	1- 0	0- 0	1- 0				
12- 1	1- 0	2- 0	NON-CONFERENCE	1- 1	1- 0	7- 0				
7- 0	1- 0	2- 0	HOME	0- 0	0- 0	4- 0				
3- 1	0- 0	0- 0	AWAY	0- 1	1- 0	2- 0				
2- 0	0- 0	0- 0	NEUTRAL	1- 0	0- 0	1- 0				
7- 4	3- 2	0- 2	CONFERENCE	0- 0	3- 0	1- 0				
4- 2	2- 1	0- 1	HOME	0- 0	2- 0	0- 0				
3- 2	1- 1	0- 1	AWAY	0- 0	1- 0	1- 0				
0- 0	0- 0	0- 0	NEUTRAL	0- 0	0- 0	0- 0				

RPI	S	Opponent	Score	RPI	S	Opponent	Score	RPI	S	Opponent	Score	RPI	S	Opponent	Score
3	A	South Carolina	71 86	27	H	Georgia	61 71	62	A	Temple	91 97	119	H	LSU	53 45
12	A	Tennessee	74 66	30	A	Missouri	64 79	65	N	Ball St.	85 79	130	A	Arkansas	71 66
13	H	Florida St.	82 72	38	H	North Carolina St.	79 72					148	A	Wisconsin	91 75
15	H	Texas A&M	83 81	44	H	Arkansas St.	76 72					150	H	Alabama	80 72
21	H	Mississippi St.	70 76									155	A	Ole Miss	85 65
22	H	Kentucky	85 79									177	A	Colorado	83 61
												186	H	Robert Morris	79 52
												205	A	South Ala.	72 60
												266	N	UCF	93 79
												279	H	Saint Francis (PA)	122 65
												291	H	Kennesaw St.	84 57
												296	H	Savannah St.	99 34
LAST 12 Division I GAMES:															
3	A	South Carolina	71 86	119	H	LSU	53 45								
15	H	Texas A&M	83 81	27	H	Georgia	61 71								
22	H	Kentucky	85 79	155	A	Ole Miss	85 65								
130	A	Arkansas	71 66	12	A	Tennessee	74 66								
30	A	Missouri	64 79	21	H	Mississippi St.	70 76								
150	H	Alabama	80 72	266	N	UCF	93 79								

Non-Div I Games:

Florida

■ Loss,
 ■ Non-Conf, S Site,
 ■ Home
 ■ Away
 N Neutral

Average RPI Win:	277	WON-LOST	WINNING	LAST 10	STRENGTH OF	OPP. STRENGTH	TEAM	ADJ.	CONF.	ADJ CONF.
Average RPI Loss:	222	RECORD	PCT. RANK	GAMES	SCHEDULE	OF SCHEDULE	RPI	RPI	RPI	RPI
DIV. I ONLY	10- 10	172	6- 3	349	259	298	298	30	30	
DIV. I NON-CONF.	4- 7	222	2- 1	346	133	312	312	30	30	
TOTALS	RPI 1-25	RPI 26-50	W-L RECORDS	RPI 51-100	RPI 101-150	RPI 150+				
10- 10	0- 0	0- 1	OVERALL	0- 0	0- 2	10- 7				
5- 4	0- 0	0- 0	HOME	0- 0	0- 1	5- 3				
3- 5	0- 0	0- 1	AWAY	0- 0	0- 1	3- 3				
2- 1	0- 0	0- 0	NEUTRAL	0- 0	0- 0	2- 1				
4- 7	0- 0	0- 1	NON-CONFERENCE	0- 0	0- 2	4- 4				
1- 2	0- 0	0- 0	HOME	0- 0	0- 1	1- 1				
1- 4	0- 0	0- 1	AWAY	0- 0	0- 1	1- 2				
2- 1	0- 0	0- 0	NEUTRAL	0- 0	0- 0	2- 1				
6- 3	0- 0	0- 0	CONFERENCE	0- 0	0- 0	6- 3				
4- 2	0- 0	0- 0	HOME	0- 0	0- 0	4- 2				
2- 1	0- 0	0- 0	AWAY	0- 0	0- 0	2- 1				
0- 0	0- 0	0- 0	NEUTRAL	0- 0	0- 0	0- 0				

RPI S	Opponent	Score	RPI S	Opponent	Score	RPI S	Opponent	Score	RPI S	Opponent	Score	Team's RPI: 298
36	A Southern California	45 88							104	A North Carolina	58 94	
									126	H Mercer	50 54	
									165	A Hampton	66 59	
									187	N UC Davis	61 58	
									213	H Morgan St.	62 67	
									236	A Clemson	77 68	
									250	H Coppin St.	79 73	
									253	A Bethune-Cookman	60 67	
									266	A UCF	55 93	
									291	H Kennesaw St.	69 67	
									296	H Savannah St.	59 38	
									297	A FIU	65 81	
									300	N Western Caro.	53 69	
									306	H Southeastern La.	57 62	
									308	H Delaware St.	86 56	
									314	H South Carolina St.	62 68	
									340	N New Orleans	71 60	
									346	A Norfolk St.	83 67	
									349	H N.C. Central	55 45	
LAST 12 Division I GAMES:												
308	H Delaware St.	86 56	346	A Norfolk St.	83 67							
349	H N.C. Central	55 45	126	H Mercer	50 54							
253	A Bethune-Cookman	60 67	296	H Savannah St.	59 38							
250	H Coppin St.	79 73	236	A Clemson	77 68							
213	H Morgan St.	62 67	187	N UC Davis	61 58							
165	A Hampton	66 59	36	A Southern California	45 88							

Non-Div I Games: Clark Atlanta 98 88 Fla. Memorial 66 62

Florida A&M

Loss, Non-Conf, S Site, H Home A Away N Neutral

Average RPI Win:	149	WON-LOST	WINNING	LAST 10	STRENGTH OF	OPP. STRENGTH	TEAM	ADJ.	CONF.	ADJ CONF.
Average RPI Loss:	13	RECORD	PCT. RANK	GAMES	SCHEDULE	OF SCHEDULE	RPI	RPI	RPI	RPI
DIV. I ONLY	20- 4	20	10- 0	58	61	13	13	5	5	
DIV. I NON-CONF.	10- 3	61	1- 0	32	110	25	25	5	5	
TOTALS	RPI 1-25	RPI 26-50	W-L RECORDS	RPI 51-100	RPI 101-150	RPI 150+				
20- 4	0- 4	3- 0	OVERALL	4- 0	5- 0	8- 0				
13- 0	0- 0	1- 0	HOME	4- 0	3- 0	5- 0				
6- 3	0- 3	2- 0	AWAY	0- 0	2- 0	2- 0				
1- 1	0- 1	0- 0	NEUTRAL	0- 0	0- 0	1- 0				
10- 3	0- 3	1- 0	NON-CONFERENCE	2- 0	1- 0	6- 0				
8- 0	0- 0	1- 0	HOME	2- 0	1- 0	4- 0				
1- 2	0- 2	0- 0	AWAY	0- 0	0- 0	1- 0				
1- 1	0- 1	0- 0	NEUTRAL	0- 0	0- 0	1- 0				
10- 1	0- 1	2- 0	CONFERENCE	2- 0	4- 0	2- 0				
5- 0	0- 0	0- 0	HOME	2- 0	2- 0	1- 0				
5- 1	0- 1	2- 0	AWAY	0- 0	2- 0	1- 0				
0- 0	0- 0	0- 0	NEUTRAL	0- 0	0- 0	0- 0				

RPI 1-25				Team's RPI: 13		RPI 26-50				RPI 51-100				RPI 101+			
RPI	S	Opponent	Score	RPI	S	Opponent	Score	RPI	S	Opponent	Score	RPI	S	Opponent	Score		
2	N	UConn	49 73	33	A	Miami (FL)	69 58	62	H	Temple	75 47	101	H	Virginia	70 48		
9	A	Arizona St.	56 68	42	H	Rutgers	65 43	80	H	Georgia Tech	75 69	105	H	Boston College	75 42		
19	A	Louisville	69 79	48	A	Duke	69 53	83	H	Tulane	78 72	123	A	Wake Forest	96 55		
20	A	Florida	72 82					97	H	Virginia Tech	68 50	126	H	Mercer	79 36		
												144	A	Pittsburgh	66 55		
												151	H	UAB	84 44		
												166	H	Jacksonville	77 60		
												236	A	Clemson	85 40		
												236	H	Clemson	75 56		
												239	N	Sam Houston St.	94 37		
												276	H	Murray St.	101 59		
												301	H	North Florida	80 28		
												325	A	LIU Brooklyn	78 42		
LAST 12 Division I GAMES:																	
				48	A	Duke	69 53	144	A	Pittsburgh	66 55						
				236	H	Clemson	75 56	236	A	Clemson	85 40						
				97	H	Virginia Tech	68 50	80	H	Georgia Tech	75 69						
				123	A	Wake Forest	96 55	105	H	Boston College	75 42						
				33	A	Miami (FL)	69 58	19	A	Louisville	69 79						
				101	H	Virginia	70 48	166	H	Jacksonville	77 60						

Non-Div I Games:

Florida St.

■ Loss,
 ■ Non-Conf,
 ■ S Site,
 ■ Home
 ■ A Away
 N Neutral

Average RPI Win:	216	WON-LOST	WINNING	LAST 10	STRENGTH OF	OPP. STRENGTH	TEAM	ADJ.	CONF.	ADJ CONF.
Average RPI Loss:	83	RECORD	PCT. RANK	GAMES	SCHEDULE	OF SCHEDULE	RPI	RPI	RPI	RPI
DIV. I ONLY	11- 13	196	5- 5	87	99	159	159	7	7	
DIV. I NON-CONF.	5- 8	209	0- 1	155	159	218	218	8	8	
TOTALS	RPI 1-25	RPI 26-50	W-L RECORDS	RPI 51-100	RPI 101-150	RPI 150+				
11- 13	0- 3	1- 2	OVERALL	1- 4	0- 2	9- 2				
9- 3	0- 0	1- 0	HOME	1- 2	0- 0	7- 1				
2- 8	0- 1	0- 1	AWAY	0- 1	0- 0	2- 0				
0- 2	0- 1	0- 0	NEUTRAL	0- 0	0- 1	0- 0				
5- 8	0- 1	0- 2	NON-CONFERENCE	0- 2	0- 2	5- 1				
4- 3	0- 0	0- 0	HOME	0- 2	0- 0	4- 1				
1- 3	0- 0	0- 2	AWAY	0- 0	0- 1	1- 0				
0- 2	0- 1	0- 0	NEUTRAL	0- 0	0- 1	0- 0				
6- 5	0- 2	1- 0	CONFERENCE	1- 2	0- 0	4- 1				
5- 0	0- 0	1- 0	HOME	1- 0	0- 0	3- 0				
1- 5	0- 2	0- 0	AWAY	0- 2	0- 0	1- 1				
0- 0	0- 0	0- 0	NEUTRAL	0- 0	0- 0	0- 0				

RPI 1-25				RPI 26-50				RPI 51-100				RPI 101+ Team's RPI: 159			
RPI	S	Opponent	Score	RPI	S	Opponent	Score	RPI	S	Opponent	Score	RPI	S	Opponent	Score
23	N	Syracuse	54 76	35	H	George Washington	76 69	62	H	Temple	44 57	131	A	Penn St.	59 75
24	A	Duquesne	40 55	37	A	Seton Hall	54 66	66	H	Vanderbilt	40 53	133	N	Texas Tech	48 62
25	A	St. Bonaventure	41 55	40	A	Princeton	44 55	94	A	Saint Joseph's	51 61	158	A	Davidson	51 69
								94	H	Saint Joseph's	47 40	158	H	Davidson	51 40
								98	A	VCU	51 61	175	H	George Mason	66 54
												182	H	Rhode Island	50 42
												189	H	Delaware	48 55
												232	A	Manhattan	60 49
												261	A	Massachusetts	60 55
												277	H	Central Conn. St.	63 48
												308	H	Delaware St.	74 58
												321	H	A&M-Corpus Christi	67 49
												330	H	Lafayette	61 49
LAST 12 Division I GAMES:															
				94	A	Saint Joseph's	51 61	94	H	Saint Joseph's	47 40				
				261	A	Massachusetts	60 55	175	H	George Mason	66 54				
				35	H	George Washington	76 69	24	A	Duquesne	40 55				
				182	H	Rhode Island	50 42	25	A	St. Bonaventure	41 55				
				98	A	VCU	51 61	158	H	Davidson	51 40				
				158	A	Davidson	51 69	66	H	Vanderbilt	40 53				

Non-Div I Games:

Fordham

■ Loss,
 ■ Non-Conf,
 ■ S Site,
 ■ H Home
 ■ A Away
 N Neutral

Average RPI Win:	227	WON-LOST	WINNING	LAST 10	STRENGTH OF	OPP. STRENGTH	TEAM	ADJ.	CONF.	ADJ CONF.
Average RPI Loss:	109	RECORD	PCT. RANK	GAMES	SCHEDULE	OF SCHEDULE	RPI	RPI	RPI	RPI
DIV. I ONLY	11- 9	142	8- 2	160	150	140	140	20	20	
DIV. I NON-CONF.	2- 7	280	0- 1	20	67	188	188	20	20	
TOTALS	RPI 1-25	RPI 26-50	W-L RECORDS	RPI 51-100	RPI 101-150	RPI 150+				
11- 9	0- 0	0- 2	OVERALL	0- 4	1- 0	10- 3				
5- 4	0- 0	0- 2	HOME	0- 1	1- 0	4- 1				
5- 5	0- 0	0- 0	AWAY	0- 3	0- 0	5- 2				
1- 0	0- 0	0- 0	NEUTRAL	0- 0	0- 0	1- 0				
2- 7	0- 0	0- 2	NON-CONFERENCE	0- 4	0- 0	2- 1				
1- 3	0- 0	0- 2	HOME	0- 1	0- 0	1- 0				
0- 4	0- 0	0- 0	AWAY	0- 3	0- 0	0- 1				
1- 0	0- 0	0- 0	NEUTRAL	0- 0	0- 0	1- 0				
9- 2	0- 0	0- 0	CONFERENCE	0- 0	1- 0	8- 2				
4- 1	0- 0	0- 0	HOME	0- 0	1- 0	3- 1				
5- 1	0- 0	0- 0	AWAY	0- 0	0- 0	5- 1				
0- 0	0- 0	0- 0	NEUTRAL	0- 0	0- 0	0- 0				

RPI 1-25				RPI 26-50				RPI 51-100				RPI 101+				Team's RPI: 140	
RPI	S	Opponent	Score	RPI	S	Opponent	Score	RPI	S	Opponent	Score	RPI	S	Opponent	Score		
				28	H	Washington	79 89	61	A	St. Mary's (CA)	81 83	127	H	Boise St.	62 57		
				35	H	George Washington	53 61	71	H	San Diego	68 72	181	A	New Mexico	69 65		
								72	A	UC Riverside	68 86	193	N	Northeastern	69 55		
								74	A	Utah	63 78	194	A	UNLV	57 52		
												194	H	UNLV	58 54		
												195	A	Cal Poly	60 64		
												203	A	San Jose St.	59 54		
												203	H	San Jose St.	64 66		
												241	H	CSU Bakersfield	57 52		
												246	A	San Diego St.	54 65		
												246	H	San Diego St.	54 49		
												248	A	Wyoming	49 42		
												326	A	Nevada	67 59		
												341	H	Air Force	70 46		
LAST 12 Division I GAMES:																	
				246	A	San Diego St.	54 65	203	A	San Jose St.	59 54						
				194	A	UNLV	57 52	127	H	Boise St.	62 57						
				203	H	San Jose St.	64 66	326	A	Nevada	67 59						
				248	A	Wyoming	49 42	181	A	New Mexico	69 65						
				341	H	Air Force	70 46	194	H	UNLV	58 54						
				246	H	San Diego St.	54 49	74	A	Utah	63 78						

Non-Div I Games: Fresno Pacific 78 33 Stanislaus St. 72 49

Fresno St.

■ Loss,
■ Non-Conf, S Site,
■ Home
■ Away
N Neutral

Average RPI Win:	261	WON-LOST	WINNING	LAST 10	STRENGTH OF	OPP. STRENGTH	TEAM	ADJ.	CONF.	ADJ CONF.
Average RPI Loss:	130	RECORD	PCT. RANK	GAMES	SCHEDULE	OF SCHEDULE	RPI	RPI	RPI	RPI
DIV. I ONLY	9- 13	222	4- 6	191	227	210	210	17	17	
DIV. I NON-CONF.	5- 8	209	0- 2	235	282	233	233	16	16	
TOTALS	RPI 1-25	RPI 26-50	W-L RECORDS	RPI 51-100	RPI 101-150	RPI 150+				
9- 13	0- 0	0- 1	OVERALL	0- 5	1- 4	8- 3				
4- 5	0- 0	0- 0	HOME	0- 2	1- 2	3- 1				
5- 8	0- 0	0- 0	AWAY	0- 1	0- 1	5- 0				
0- 0	0- 0	0- 0	NEUTRAL	0- 0	0- 0	0- 0				
5- 8	0- 0	0- 1	NON-CONFERENCE	0- 3	0- 1	5- 3				
3- 2	0- 0	0- 0	HOME	0- 1	0- 0	3- 1				
2- 6	0- 0	0- 1	AWAY	0- 2	0- 1	2- 2				
0- 0	0- 0	0- 0	NEUTRAL	0- 0	0- 0	0- 0				
4- 5	0- 0	0- 0	CONFERENCE	0- 2	1- 3	3- 0				
1- 3	0- 0	0- 0	HOME	0- 1	1- 2	0- 0				
3- 2	0- 0	0- 0	AWAY	0- 1	0- 1	3- 0				
0- 0	0- 0	0- 0	NEUTRAL	0- 0	0- 0	0- 0				

RPI S	Opponent	Score	RPI S	Opponent	Score	RPI S	Opponent	Score	RPI S	Opponent	Score	Team's RPI: 210
27	A Georgia	39 77	59	A Chattanooga	46 61	121	H Samford	45 58				
			59	H Chattanooga	50 56	126	H Mercer	50 61				
			73	H Elon	55 65	141	A UNC Asheville	71 84				
			97	A Virginia Tech	30 59	143	A ETSU	64 68				
			98	A VCU	45 67	143	H ETSU	81 77				
						158	H Davidson	51 69				
						222	A Richmond	69 62				
						227	A USC Upstate	75 63				
						236	H Clemson	70 49				
						243	A Appalachian St.	78 92				
						288	A UNCG	75 59				
						300	A Western Caro.	83 76				
						302	A Wofford	70 61				
						313	H Winthrop	71 52				
						314	H South Carolina St.	59 46				
						349	A N.C. Central	61 66				
LAST 12 Division I GAMES:												
143	A ETSU	64 68	302	A Wofford	70 61							
59	A Chattanooga	46 61	59	H Chattanooga	50 56							
126	H Mercer	50 61	143	H ETSU	81 77							
121	H Samford	45 58	349	A N.C. Central	61 66							
288	A UNCG	75 59	97	A Virginia Tech	30 59							
300	A Western Caro.	83 76	243	A Appalachian St.	78 92							

Non-Div I Games: Converse 89 52 North Greenville 69 39

Furman

Ga. Southern

Through Games Of Feb. 12, 2016

Average RPI Win:	256	WON-LOST	WINNING	LAST 10	STRENGTH OF	OPP. STRENGTH	TEAM	ADJ.	CONF.	ADJ CONF.
Average RPI Loss:	172	RECORD	PCT. RANK	GAMES	SCHEDULE	OF SCHEDULE	RPI	RPI	RPI	RPI
DIV. I ONLY	7- 15	268	3- 7	223	271	271	271	16	16	
DIV. I NON-CONF.	3- 6	234	0- 0	216	345	268	268	14	14	
TOTALS	RPI 1-25	RPI 26-50	W-L RECORDS	RPI 51-100	RPI 101-150	RPI 150+				
7- 15	0- 0	0- 2	OVERALL	0- 0	0- 4	7- 9				
4- 6	0- 0	0- 0	HOME	0- 0	0- 2	4- 4				
3- 8	0- 0	0- 2	AWAY	0- 0	0- 2	3- 4				
0- 1	0- 0	0- 0	NEUTRAL	0- 0	0- 0	0- 1				
3- 6	0- 0	0- 1	NON-CONFERENCE	0- 0	0- 1	3- 4				
2- 2	0- 0	0- 0	HOME	0- 0	0- 0	2- 2				
1- 3	0- 0	0- 1	AWAY	0- 0	0- 1	1- 1				
0- 1	0- 0	0- 0	NEUTRAL	0- 0	0- 0	0- 1				
4- 9	0- 0	0- 1	CONFERENCE	0- 0	0- 3	4- 5				
2- 4	0- 0	0- 0	HOME	0- 0	0- 2	2- 2				
2- 5	0- 0	0- 1	AWAY	0- 0	0- 1	2- 3				
0- 0	0- 0	0- 0	NEUTRAL	0- 0	0- 0	0- 0				

RPI S	Opponent	Score	RPI S	Opponent	Score	RPI S	Opponent	Score	RPI S	Opponent	Score	Team's RPI: 271
27	A Georgia	75	28	75		126	A Mercer	62				
44	A Arkansas St.	77	54	77		132	H La.-Lafayette	56				
						142	A UT Arlington	70				
						142	H UT Arlington	53				
						162	A Little Rock	69				
						178	A Stetson	79				
						184	A Troy	84				
						184	H Troy	81				
						186	H Robert Morris	64				
						202	A Texas St.	61				
						202	H Texas St.	64				
						205	H South Ala.	43				
						243	A Appalachian St.	50				
						253	N Bethune-Cookman	65				
						269	A Georgia St.	50				
						275	H Jacksonville St.	56				
						289	H La.-Monroe	50				
						296	A Savannah St.	48				
						299	H Charleston So.	51				
						335	H Lipscomb	66				
LAST 12 Division I GAMES:												
184	A Troy	84	269	A Georgia St.	50							
202	H Texas St.	64	289	H La.-Monroe	50							
142	H UT Arlington	53	132	H La.-Lafayette	56							
44	A Arkansas St.	77	184	H Troy	81							
162	A Little Rock	69	205	H South Ala.	43							
243	A Appalachian St.	50	142	A UT Arlington	70							

Non-Div I Games:

Ga. Southern

■ Loss,
 ■ Non-Conf,
 ■ S Site,
 ■ H Home
 ■ A Away
 N Neutral

Average RPI Win:	244	WON-LOST	WINNING	LAST 10	STRENGTH OF	OPP. STRENGTH	TEAM	ADJ.	CONF.	ADJ CONF.
Average RPI Loss:	187	RECORD	PCT. RANK	GAMES	SCHEDULE	OF SCHEDULE	RPI	RPI	RPI	RPI
DIV. I ONLY	13- 9	118	7- 3	316	231	226	226	26	26	
DIV. I NON-CONF.	4- 4	160	0- 0	310	84	262	262	29	29	
TOTALS	RPI 1-25	RPI 26-50	W-L RECORDS	RPI 51-100	RPI 101-150	RPI 150+				
13- 9	0- 0	0- 0	OVERALL	0- 0	3- 3	10- 6				
10- 2	0- 0	0- 0	HOME	0- 0	1- 0	9- 2				
3- 4	0- 0	0- 0	AWAY	0- 0	2- 1	1- 3				
0- 3	0- 0	0- 0	NEUTRAL	0- 0	0- 2	0- 1				
4- 4	0- 0	0- 0	NON-CONFERENCE	0- 0	1- 2	3- 2				
3- 1	0- 0	0- 0	HOME	0- 0	0- 0	3- 1				
1- 0	0- 0	0- 0	AWAY	0- 0	1- 0	0- 0				
0- 3	0- 0	0- 0	NEUTRAL	0- 0	0- 2	0- 1				
9- 5	0- 0	0- 0	CONFERENCE	0- 0	2- 1	7- 4				
7- 1	0- 0	0- 0	HOME	0- 0	1- 0	6- 1				
2- 4	0- 0	0- 0	AWAY	0- 0	1- 1	1- 3				
0- 0	0- 0	0- 0	NEUTRAL	0- 0	0- 0	0- 0				

RPI 1-25				RPI 26-50				RPI 51-100				RPI 101+				Team's RPI: 226	
RPI	S	Opponent	Score	RPI	S	Opponent	Score	RPI	S	Opponent	Score	RPI	S	Opponent	Score		
												103	A	Liberty	51	73	
												103	H	Liberty	61	57	
												104	A	North Carolina	66	65	
												106	N	Arizona	60	79	
												118	N	Western Mich.	44	71	
												141	A	UNC Asheville	58	56	
												157	N	SMU	61	69	
												164	H	Pacific	77	84	
												215	A	Radford	51	54	
												215	H	Radford	54	50	
												216	A	Presbyterian	53	60	
												240	H	High Point	82	70	
												282	A	Campbell	70	35	
												282	H	Campbell	68	56	
												288	H	UNCG	59	57	
												291	H	Kennesaw St.	70	56	
												294	H	Coastal Caro.	56	59	
												299	H	Charleston So.	63	55	
												302	H	Wofford	64	61	
												312	H	Longwood	67	42	
												313	A	Winthrop	62	81	
												313	H	Winthrop	70	52	
LAST 12 Division I GAMES:																	
				215	A	Radford	51	54				312	H	Longwood	67	42	
				313	H	Winthrop	70	52				141	A	UNC Asheville	58	56	
				282	H	Campbell	68	56				299	H	Charleston So.	63	55	
				216	A	Presbyterian	53	60				240	H	High Point	82	70	
				103	A	Liberty	51	73				282	A	Campbell	70	35	
				215	H	Radford	54	50				294	H	Coastal Caro.	56	59	

Non-Div I Games: Montreat 84 49 Bluefield Col. 64 51

Gardner-Webb

Loss, Non-Conf, S Site, H Home A Away N Neutral

George Mason

Through Games Of Feb. 12, 2016

Average RPI Win:	206	WON-LOST	WINNING	LAST 10	STRENGTH OF	OPP. STRENGTH	TEAM	ADJ.	CONF.	ADJ CONF.
Average RPI Loss:	95	RECORD	PCT. RANK	GAMES	SCHEDULE	OF SCHEDULE	RPI	RPI	RPI	RPI
DIV. I ONLY	10- 15	229	4- 6	99	91	175	175	7	7	
DIV. I NON-CONF.	5- 8	209	0- 0	237	121	229	229	8	8	
TOTALS	RPI 1-25	RPI 26-50	W-L RECORDS	RPI 51-100	RPI 101-150	RPI 150+				
10- 15	0- 2	0- 2	OVERALL	3- 6	0- 1	7- 4				
7- 3	0- 1	0- 0	HOME	2- 2	0- 0	5- 0				
1- 11	0- 1	0- 2	AWAY	1- 3	0- 1	0- 4				
2- 1	0- 0	0- 0	NEUTRAL	0- 1	0- 0	2- 0				
5- 8	0- 0	0- 0	NON-CONFERENCE	0- 5	0- 1	5- 2				
3- 1	0- 0	0- 0	HOME	0- 1	0- 0	3- 0				
0- 6	0- 0	0- 0	AWAY	0- 3	0- 1	0- 2				
2- 1	0- 0	0- 0	NEUTRAL	0- 1	0- 0	2- 0				
5- 7	0- 2	0- 2	CONFERENCE	3- 1	0- 0	2- 2				
4- 2	0- 1	0- 0	HOME	2- 1	0- 0	2- 0				
1- 5	0- 1	0- 2	AWAY	1- 0	0- 0	0- 2				
0- 0	0- 0	0- 0	NEUTRAL	0- 0	0- 0	0- 0				

RPI 1-25				RPI 26-50				RPI 51-100				RPI 101+ Team's RPI: 175			
RPI	S	Opponent	Score	RPI	S	Opponent	Score	RPI	S	Opponent	Score	RPI	S	Opponent	Score
24	H	Duquesne	56 72	35	A	George Washington	68 82	57	A	Auburn	59 88	106	A	Arizona	60 68
25	A	St. Bonaventure	55 70	49	A	Dayton	58 81	60	N	Western Ky.	58 84	158	A	Davidson	63 68
								74	A	Utah	62 74	159	A	Fordham	54 66
								76	A	Saint Louis	73 63	183	N	Tulsa	64 63
								76	H	Saint Louis	50 61	189	H	Delaware	90 83
								93	H	Georgetown	57 63	194	A	UNLV	59 67
								94	H	Saint Joseph's	55 41	215	A	Radford	63 66
								97	A	Virginia Tech	63 80	252	N	Pepperdine	71 63
								98	H	VCU	70 54	261	H	Massachusetts	64 59
												277	H	La Salle	79 70
												286	H	Towson	88 76
												341	H	Air Force	69 52
LAST 12 Division I GAMES:															
				49	A	Dayton	58 81	98	H	VCU	70 54				
				94	H	Saint Joseph's	55 41	25	A	St. Bonaventure	55 70				
				158	A	Davidson	63 68	159	A	Fordham	54 66				
				261	H	Massachusetts	64 59	277	H	La Salle	79 70				
				76	H	Saint Louis	50 61	24	H	Duquesne	56 72				
				35	A	George Washington	68 82	76	A	Saint Louis	73 63				

Non-Div I Games:

George Mason

■ Loss,
 ■ Non-Conf,
 ■ S Site,
 ■ H Home
 ■ A Away
 N Neutral

Average RPI Win: 155	WON-LOST	WINNING	LAST 10	STRENGTH OF	OPP. STRENGTH	TEAM	ADJ.	CONF.	ADJ CONF.
Average RPI Loss: 83	RECORD	PCT. RANK	GAMES	SCHEDULE	OF SCHEDULE	RPI	RPI	RPI	RPI
DIV. I ONLY	20- 4	20	9- 1	107	75	35	35	7	7
DIV. I NON-CONF.	10- 3	61	1- 0	94	49	49	49	8	8
TOTALS	RPI 1-25	RPI 26-50	W-L RECORDS	RPI 51-100	RPI 101-150	RPI 150+			
20- 4	1- 1	1- 0	OVERALL	4- 1	3- 1	11- 1			
10- 1	0- 0	0- 0	HOME	2- 1	1- 0	7- 0			
8- 2	1- 1	1- 0	AWAY	1- 0	2- 0	3- 1			
2- 1	0- 0	0- 0	NEUTRAL	1- 0	0- 1	1- 0			
10- 3	0- 1	0- 0	NON-CONFERENCE	2- 1	3- 1	5- 0			
5- 1	0- 0	0- 0	HOME	1- 1	1- 0	3- 0			
3- 1	0- 1	0- 0	AWAY	0- 0	2- 0	1- 0			
2- 1	0- 0	0- 0	NEUTRAL	1- 0	0- 1	1- 0			
10- 1	1- 0	1- 0	CONFERENCE	2- 0	0- 0	6- 1			
5- 0	0- 0	0- 0	HOME	1- 0	0- 0	4- 0			
5- 1	1- 0	1- 0	AWAY	1- 0	0- 0	2- 1			
0- 0	0- 0	0- 0	NEUTRAL	0- 0	0- 0	0- 0			

RPI 1-25				RPI 26-50				Team's RPI: 35				RPI 51-100				RPI 101+			
RPI	S	Opponent	Score	RPI	S	Opponent	Score	RPI	S	Opponent	Score	RPI	S	Opponent	Score	RPI	S	Opponent	Score
6	A	Stanford	63 84	49	A	Dayton	62 61	53	N	Iowa	81 77	102	N	Wright St.	71 77				
24	A	Duquesne	70 52					54	H	Villanova	78 70	112	H	Iona	70 65				
								63	H	FGCU	60 64	116	A	Memphis	68 62				
								76	H	Saint Louis	89 80	140	A	Fresno St.	61 53				
								94	A	Saint Joseph's	70 45	158	A	Davidson	79 60				
												159	A	Fordham	69 76				
												161	A	Illinois	70 57				
												175	H	George Mason	82 68				
												182	H	Rhode Island	68 52				
												206	H	Hartford	82 51				
												222	A	Richmond	62 47				
												231	H	Grambling	85 58				
												255	N	Houston	82 78				
												261	H	Massachusetts	67 50				
												263	H	American	78 48				
												277	H	La Salle	83 59				
LAST 12 Division I GAMES:																			
222	A	Richmond	62 47	24	A	Duquesne	70 52												
159	A	Fordham	69 76	277	H	La Salle	83 59												
76	H	Saint Louis	89 80	49	A	Dayton	62 61												
158	A	Davidson	79 60	182	H	Rhode Island	68 52												
175	H	George Mason	82 68	94	A	Saint Joseph's	70 45												
261	H	Massachusetts	67 50	206	H	Hartford	82 51												

Non-Div I Games:

George Washington

■ Loss,
 ■ Non-Conf, S Site,
 ■ Home
 ■ Away
 N Neutral

Georgetown

Through Games Of Feb. 12, 2016

Average RPI Win:	174	WON-LOST	WINNING	LAST 10	STRENGTH OF	OPP. STRENGTH	TEAM	ADJ.	CONF.	ADJ CONF.
Average RPI Loss:	83	RECORD	PCT. RANK	GAMES	SCHEDULE	OF SCHEDULE	RPI	RPI	RPI	RPI
DIV. I ONLY	14- 10	127	5- 5	114	74	93	93	6	6	
DIV. I NON-CONF.	7- 3	91	0- 0	189	254	87	87	6	6	
TOTALS	RPI 1-25	RPI 26-50	W-L RECORDS	RPI 51-100	RPI 101-150	RPI 150+				
14- 10	0- 3	1- 2	OVERALL	3- 1	3- 3	7- 1				
6- 3	0- 1	0- 2	HOME	2- 0	1- 0	3- 0				
6- 7	0- 2	1- 0	AWAY	1- 1	1- 3	3- 1				
2- 0	0- 0	0- 0	NEUTRAL	0- 0	1- 0	1- 0				
7- 3	0- 1	0- 0	NON-CONFERENCE	1- 0	1- 2	5- 0				
3- 0	0- 0	0- 0	HOME	1- 0	0- 0	2- 0				
2- 3	0- 1	0- 0	AWAY	0- 0	0- 2	2- 0				
2- 0	0- 0	0- 0	NEUTRAL	0- 0	1- 0	1- 0				
7- 7	0- 2	1- 2	CONFERENCE	2- 1	2- 1	2- 1				
3- 3	0- 1	0- 2	HOME	1- 0	1- 0	1- 0				
4- 4	0- 1	1- 0	AWAY	1- 1	1- 1	1- 1				
0- 0	0- 0	0- 0	NEUTRAL	0- 0	0- 0	0- 0				

RPI 1-25				RPI 26-50				RPI 51-100 Team's RPI: 93				RPI 101+			
RPI	S	Opponent	Score	RPI	S	Opponent	Score	RPI	S	Opponent	Score	RPI	S	Opponent	Score
16	A	DePaul	53 75	37	A	Seton Hall	73 65	54	A	Villanova	57 51	109	N	Quinnipiac	80 68
16	H	DePaul	66 80	37	H	Seton Hall	75 83	86	A	Marquette	72 87	116	A	Memphis	53 57
25	A	St. Bonaventure	54 69	45	H	St. John's (NY)	60 65	86	H	Marquette	75 72	120	A	Creighton	57 44
								97	H	Virginia Tech	73 56	120	H	Creighton	69 57
												137	A	Xavier	54 59
												150	A	Alabama	66 78
												175	A	George Mason	63 57
												189	H	Delaware	61 50
												198	A	Butler	76 82
												251	A	Providence	82 51
												251	H	Providence	63 53
												286	H	Towson	82 46
												317	A	UMES	71 60
												344	N	St. Francis Brooklyn	74 52
LAST 12 Division I GAMES:															
37	A	Seton Hall	73 65	37	H	Seton Hall	75 83								
16	H	DePaul	66 80	45	H	St. John's (NY)	60 65								
86	H	Marquette	75 72	86	A	Marquette	72 87								
120	A	Creighton	57 44	16	A	DePaul	53 75								
251	A	Providence	82 51	251	H	Providence	63 53								
54	A	Villanova	57 51	120	H	Creighton	69 57								

Non-Div I Games:

Georgetown

■ Loss,
 ■ Non-Conf,
 ■ S Site,
 ■ H Home
 ■ A Away
 N Neutral

Average RPI Win:	135	WON-LOST	WINNING	LAST 10	STRENGTH OF	OPP. STRENGTH	TEAM	ADJ.	CONF.	ADJ CONF.
Average RPI Loss:	60	RECORD	PCT. RANK	GAMES	SCHEDULE	OF SCHEDULE	RPI	RPI	RPI	RPI
DIV. I ONLY	18- 6	46	5- 0	30	66	27	27	2	2	
DIV. I NON-CONF.	12- 1	9	1- 0	100	149	16	16	2	2	
TOTALS	RPI 1-25	RPI 26-50	W-L RECORDS	RPI 51-100	RPI 101-150	RPI 150+				
18- 6	3- 2	2- 2	OVERALL	3- 0	2- 2	8- 0				
12- 3	1- 1	1- 1	HOME	2- 0	1- 1	7- 0				
5- 3	1- 1	1- 1	AWAY	1- 0	1- 1	1- 0				
1- 0	1- 0	0- 0	NEUTRAL	0- 0	0- 0	0- 0				
12- 1	1- 0	1- 1	NON-CONFERENCE	1- 0	2- 0	7- 0				
9- 0	0- 0	1- 0	HOME	1- 0	1- 0	6- 0				
2- 1	0- 0	0- 1	AWAY	0- 0	1- 0	1- 0				
1- 0	1- 0	0- 0	NEUTRAL	0- 0	0- 0	0- 0				
6- 5	2- 2	1- 1	CONFERENCE	2- 0	0- 2	1- 0				
3- 3	1- 1	0- 1	HOME	1- 0	0- 1	1- 0				
3- 2	1- 1	1- 0	AWAY	1- 0	0- 1	0- 0				
0- 0	0- 0	0- 0	NEUTRAL	0- 0	0- 0	0- 0				

RPI 1-25				RPI 26-50				Team's RPI: 27	RPI 51-100				RPI 101+			
RPI	S	Opponent	Score	RPI	S	Opponent	Score		RPI	S	Opponent	Score	RPI	S	Opponent	Score
14	N	BYU	66 58	26	A	Michigan St.	45 66		57	H	Auburn	63 30	102	A	Wright St.	63 57
15	A	Texas A&M	62 73	30	A	Missouri	65 50		66	A	Vanderbilt	64 58	119	H	LSU	46 53
20	A	Florida	71 61	30	H	Missouri	48 54		80	H	Georgia Tech	78 66	126	H	Mercer	57 44
21	H	Mississippi St.	47 43	37	H	Seton Hall	70 52						150	A	Alabama	50 64
22	H	Kentucky	53 64										155	H	Ole Miss	70 56
LAST 12 Division I GAMES:																
285	A	CSUN	83 58	21	H	Mississippi St.	47 43		150	A	Alabama	50 64	178	H	Stetson	76 55
155	H	Ole Miss	70 56	20	A	Florida	71 61		22	H	Kentucky	53 64	209	H	Cincinnati	60 42
30	A	Missouri	65 50	30	H	Missouri	48 54		30	H	Missouri	48 54	210	H	Furman	77 39
66	A	Vanderbilt	64 58	57	H	Auburn	63 30		15	A	Texas A&M	62 73	271	H	Ga. Southern	75 28
57	H	Auburn	63 30	119	H	LSU	46 53						274	H	Tennessee Tech	81 48
													285	A	CSUN	83 58
													291	H	Kennesaw St.	89 34

Non-Div I Games:

Georgia

■ Loss,
■ Non-Conf,
■ S Site,
■ H Home
■ A Away
N Neutral

Average RPI Win:	247	WON-LOST	WINNING	LAST 10	STRENGTH OF	OPP. STRENGTH	TEAM	ADJ.	CONF.	ADJ CONF.
Average RPI Loss:	181	RECORD	PCT. RANK	GAMES	SCHEDULE	OF SCHEDULE	RPI	RPI	RPI	RPI
DIV. I ONLY	9- 13	222	3- 7	288	247	269	269	16	16	
DIV. I NON-CONF.	5- 4	138	0- 0	303	335	234	234	14	14	
TOTALS	RPI 1-25	RPI 26-50	W-L RECORDS	RPI 51-100	RPI 101-150	RPI 150+				
9- 13	0- 0	0- 1	OVERALL	0- 1	1- 3	8- 8				
4- 7	0- 0	0- 0	HOME	0- 1	0- 2	4- 4				
4- 6	0- 0	0- 1	AWAY	0- 0	1- 1	3- 4				
1- 0	0- 0	0- 0	NEUTRAL	0- 0	0- 0	1- 0				
5- 4	0- 0	0- 0	NON-CONFERENCE	0- 1	0- 1	5- 2				
2- 2	0- 0	0- 0	HOME	0- 1	0- 0	2- 1				
2- 2	0- 0	0- 0	AWAY	0- 0	0- 1	2- 1				
1- 0	0- 0	0- 0	NEUTRAL	0- 0	0- 0	1- 0				
4- 9	0- 0	0- 1	CONFERENCE	0- 0	1- 2	3- 6				
2- 5	0- 0	0- 0	HOME	0- 0	0- 2	2- 3				
2- 4	0- 0	0- 1	AWAY	0- 0	1- 0	1- 3				
0- 0	0- 0	0- 0	NEUTRAL	0- 0	0- 0	0- 0				

RPI 1-25			RPI 26-50			RPI 51-100			RPI 101+			Team's RPI: 269
RPI	S	Opponent	Score	RPI	S	Opponent	Score	RPI	S	Opponent	Score	
				44	A	Arkansas St.	54 75	92	H	Charlotte	71 83	
										132	H	La.-Lafayette 57 77
										142	A	UT Arlington 68 63
										142	H	UT Arlington 45 74
										150	A	Alabama 56 72
										162	A	Little Rock 32 59
										178	A	Stetson 80 72
										184	H	Troy 90 97
										202	A	Texas St. 71 80
										202	H	Texas St. 73 62
										205	A	South Ala. 45 83
										205	H	South Ala. 52 60
										243	A	Appalachian St. 80 75
										253	N	Bethune-Cookman 68 61
										271	H	Ga. Southern 50 61
										274	A	Tennessee Tech 65 72
										289	H	La.-Monroe 65 52
										291	A	Kennesaw St. 66 62
										293	H	Morehead St. 90 99
										301	H	North Florida 76 63
										324	H	Howard 65 58
LAST 12 Division I GAMES:												
205	A	South Ala.	45 83	271	H	Ga. Southern	50 61					
142	H	UT Arlington	45 74	132	H	La.-Lafayette	57 77					
202	H	Texas St.	73 62	289	H	La.-Monroe	65 52					
162	A	Little Rock	32 59	205	H	South Ala.	52 60					
44	A	Arkansas St.	54 75	184	H	Troy	90 97					
243	A	Appalachian St.	80 75	202	A	Texas St.	71 80					

Non-Div I Games:

Georgia St.

■ Loss,
 ■ Non-Conf,
 ■ S Site,
 ■ H Home
 ■ A Away
 N Neutral

Average RPI Win:	196	WON-LOST	WINNING	LAST 10	STRENGTH OF	OPP. STRENGTH	TEAM	ADJ.	CONF.	ADJ CONF.
Average RPI Loss:	59	RECORD	PCT. RANK	GAMES	SCHEDULE	OF SCHEDULE	RPI	RPI	RPI	RPI
DIV. I ONLY	16- 9	95	5- 5	95	93	88	88	9	9	
DIV. I NON-CONF.	8- 4	100	0- 0	108	85	104	104	9	9	
TOTALS	RPI 1-25	RPI 26-50	W-L RECORDS	RPI 51-100	RPI 101-150	RPI 150+				
16- 9	0- 2	2- 1	OVERALL	1- 4	1- 2	12- 0				
11- 3	0- 1	1- 1	HOME	1- 1	1- 0	8- 0				
5- 5	0- 1	1- 0	AWAY	0- 3	0- 1	4- 0				
0- 1	0- 0	0- 0	NEUTRAL	0- 0	0- 1	0- 0				
8- 4	0- 1	2- 1	NON-CONFERENCE	0- 1	0- 1	6- 0				
6- 2	0- 1	1- 1	HOME	0- 0	0- 0	5- 0				
2- 1	0- 0	1- 0	AWAY	0- 1	0- 0	1- 0				
0- 1	0- 0	0- 0	NEUTRAL	0- 0	0- 1	0- 0				
8- 5	0- 1	0- 0	CONFERENCE	1- 3	1- 1	6- 0				
5- 1	0- 0	0- 0	HOME	1- 1	1- 0	3- 0				
3- 4	0- 1	0- 0	AWAY	0- 2	0- 1	3- 0				
0- 0	0- 0	0- 0	NEUTRAL	0- 0	0- 0	0- 0				

RPI 1-25				RPI 26-50				RPI 51-100 Team's RPI: 88				RPI 101+			
RPI	S	Opponent	Score	RPI	S	Opponent	Score	RPI	S	Opponent	Score	RPI	S	Opponent	Score
6	H	Stanford	48 65	34	H	West Virginia	62 57	58	A	Santa Clara	64 71	104	N	North Carolina	62 67
14	A	BYU	54 58	36	H	Southern California	56 60	58	H	Santa Clara	53 44	113	A	San Francisco	52 71
				49	A	Dayton	57 47	61	H	St. Mary's (CA)	68 69	113	H	San Francisco	68 47
								68	A	Washington St.	48 55	160	H	Montana St.	65 52
								71	A	San Diego	54 63	164	H	Pacific	68 61
												188	H	Eastern Wash.	78 56
												229	H	Grand Canyon	70 44
												235	A	Loyola Marymount	66 59
												235	H	Loyola Marymount	83 68
												248	H	Wyoming	61 57
												252	A	Pepperdine	74 57
												252	H	Pepperdine	56 39
												283	A	Portland	71 63
												295	A	Colgate	80 50
												341	H	Air Force	88 35
LAST 12 Division I GAMES:															
252	H	Pepperdine	56 39	71	A	San Diego	54 63								
235	H	Loyola Marymount	83 68	14	A	BYU	54 58								
113	A	San Francisco	52 71	283	A	Portland	71 63								
58	A	Santa Clara	64 71	58	H	Santa Clara	53 44								
164	H	Pacific	68 61	113	H	San Francisco	68 47								
61	H	St. Mary's (CA)	68 69	235	A	Loyola Marymount	66 59								

Non-Div I Games:

Gonzaga

■ Loss,
 ■ Non-Conf, S Site,
 ■ Home
 ■ Away
 N Neutral

Grambling

Through Games Of Feb. 12, 2016

Average RPI Win:	298	WON-LOST	WINNING	LAST 10	STRENGTH OF	OPP. STRENGTH	TEAM	ADJ.	CONF.	ADJ CONF.
Average RPI Loss:	160	RECORD	PCT. RANK	GAMES	SCHEDULE	OF SCHEDULE	RPI	RPI	RPI	RPI
DIV. I ONLY	8- 12	229	6- 4	265	307	231	231	32	32	
DIV. I NON-CONF.	1- 8	320	1- 0	40	95	198	198	31	31	
TOTALS	RPI 1-25	RPI 26-50	W-L RECORDS	RPI 51-100	RPI 101-150	RPI 150+				
8- 12	0- 2	0- 1	OVERALL	0- 0	0- 3	8- 6				
4- 2	0- 0	0- 0	HOME	0- 0	0- 0	4- 2				
4- 10	0- 0	0- 0	AWAY	0- 0	0- 2	4- 2				
0- 0	0- 0	0- 0	NEUTRAL	0- 0	0- 0	0- 0				
1- 8	0- 2	0- 1	NON-CONFERENCE	0- 0	0- 3	1- 2				
0- 0	0- 0	0- 0	HOME	0- 0	0- 0	0- 0				
1- 8	0- 2	0- 1	AWAY	0- 0	0- 3	1- 2				
0- 0	0- 0	0- 0	NEUTRAL	0- 0	0- 0	0- 0				
7- 4	0- 0	0- 0	CONFERENCE	0- 0	0- 0	7- 4				
4- 2	0- 0	0- 0	HOME	0- 0	0- 0	4- 2				
3- 2	0- 0	0- 0	AWAY	0- 0	0- 0	3- 2				
0- 0	0- 0	0- 0	NEUTRAL	0- 0	0- 0	0- 0				

RPI 1-25				RPI 26-50				RPI 51-100				RPI 101+ Team's RPI: 231			
RPI	S	Opponent	Score	RPI	S	Opponent	Score	RPI	S	Opponent	Score	RPI	S	Opponent	Score
4	A	Baylor	42 96	35	A	George Washington	58 85					133	A	Texas Tech	55 70
21	A	Mississippi St.	43 107									134	A	Northwestern St.	62 71
												150	A	Alabama	57 72
												178	A	Southern U.	68 80
												178	H	Southern U.	65 52
												183	A	Tulsa	51 79
												200	A	William & Mary	55 74
												233	H	Texas Southern	50 62
												272	H	Prairie View	69 66
												284	H	Alabama St.	89 69
												311	A	Nicholls St.	69 65
												320	A	Alcorn	85 76
												320	H	Alcorn	66 70
												328	A	Jackson St.	79 58
												334	A	Ark.-Pine Bluff	68 83
												345	H	Alabama A&M	75 56
												348	A	Mississippi Val.	65 52
LAST 12 Division I GAMES:															
320	H	Alcorn	66 70	272	H	Prairie View	69 66								
178	H	Southern U.	65 52	320	A	Alcorn	85 76								
348	A	Mississippi Val.	65 52	178	A	Southern U.	68 80								
334	A	Ark.-Pine Bluff	68 83	284	H	Alabama St.	89 69								
328	A	Jackson St.	79 58	345	H	Alabama A&M	75 56								
233	H	Texas Southern	50 62	311	A	Nicholls St.	69 65								

Non-Div I Games: Southern-N.O. 73 61 LSU-Alexandria 106 50

Grambling

Loss, Non-Conf, S Site, H Home A Away N Neutral

Grand Canyon

Through Games Of Feb. 12, 2016

Average RPI Win:	259	WON-LOST	WINNING	LAST 10	STRENGTH OF	OPP. STRENGTH	TEAM	ADJ.	CONF.	ADJ CONF.
Average RPI Loss:	140	RECORD	PCT. RANK	GAMES	SCHEDULE	OF SCHEDULE	RPI	RPI	RPI	RPI
DIV. I ONLY	9- 13	222	4- 5	212	250	229	229	25	25	
DIV. I NON-CONF.	5- 8	209	0- 1	226	181	230	230	25	25	
TOTALS	RPI 1-25	RPI 26-50	W-L RECORDS	RPI 51-100	RPI 101-150	RPI 150+				
9- 13	0- 0	0- 2	OVERALL	0- 5	1- 1	8- 5				
3- 6	0- 0	0- 0	HOME	0- 2	1- 1	2- 3				
6- 3	0- 0	0- 0	AWAY	0- 0	0- 0	6- 0				
0- 4	0- 0	0- 2	NEUTRAL	0- 1	0- 0	0- 1				
5- 8	0- 0	0- 2	NON-CONFERENCE	0- 3	1- 1	4- 2				
2- 3	0- 0	0- 0	HOME	0- 1	1- 1	1- 1				
3- 1	0- 0	0- 0	AWAY	0- 1	0- 0	3- 0				
0- 4	0- 0	0- 2	NEUTRAL	0- 1	0- 0	0- 1				
4- 5	0- 0	0- 0	CONFERENCE	0- 2	0- 0	4- 3				
1- 3	0- 0	0- 0	HOME	0- 1	0- 0	1- 2				
3- 2	0- 0	0- 0	AWAY	0- 1	0- 0	3- 1				
0- 0	0- 0	0- 0	NEUTRAL	0- 0	0- 0	0- 0				

RPI 1-25				RPI 26-50				RPI 51-100				RPI 101+				Team's RPI: 229	
RPI	S	Opponent	Score	RPI	S	Opponent	Score	RPI	S	Opponent	Score	RPI	S	Opponent	Score		
				34	N	West Virginia	50 68	64	N	Abilene Christian	71 75	129	H	Hawaii	41 74		
				36	N	Southern California	44 75	72	H	UC Riverside	67 85	149	H	Oral Roberts	66 64		
								88	A	Gonzaga	44 70	154	H	Northern Colo.	69 59		
								100	A	New Mexico St.	58 60	185	A	UTRGV	28 52		
								100	H	New Mexico St.	44 64	185	H	UTRGV	66 68		
												205	H	South Ala.	56 59		
												219	A	Utah Valley	61 53		
												241	A	CSU Bakersfield	61 51		
												245	A	Seattle	67 54		
												310	H	UMKC	57 63		
												315	N	Fairleigh Dickinson	68 74		
												318	A	North Dakota St.	76 67		
												327	A	UC Irvine	58 53		
												338	H	Chicago St.	74 36		
												341	A	Air Force	73 39		
LAST 12 Division I GAMES:																	
				185	H	UTRGV	66 68	219	A	Utah Valley	61 53						
				100	H	New Mexico St.	44 64	100	A	New Mexico St.	58 60						
				245	A	Seattle	67 54	185	A	UTRGV	28 52						
				241	A	CSU Bakersfield	61 51	72	H	UC Riverside	67 85						
				310	H	UMKC	57 63	154	H	Northern Colo.	69 59						
				338	H	Chicago St.	74 36	205	H	South Ala.	56 59						

Non-Div I Games: Western St. 77 40 San Diego Christian 60 40 Arizona Christian 87 54

Grand Canyon

Loss, Non-Conf, S Site, H Home A Away N Neutral

Average RPI Win:	139	WON-LOST	WINNING	LAST 10	STRENGTH OF	OPP. STRENGTH	TEAM	ADJ.	CONF.	ADJ CONF.
Average RPI Loss:	117	RECORD	PCT. RANK	GAMES	SCHEDULE	OF SCHEDULE	RPI	RPI	RPI	RPI
DIV. I ONLY	20- 3	13	9- 1	59	97	18	18	14	14	
DIV. I NON-CONF.	10- 2	33	1- 0	36	16	12	12	15	15	
TOTALS	RPI 1-25	RPI 26-50	W-L RECORDS	RPI 51-100	RPI 101-150	RPI 150+				
20- 3	0- 0	1- 1	OVERALL	5- 0	6- 1	8- 1				
11- 1	0- 0	1- 0	HOME	3- 0	2- 0	5- 1				
8- 0	0- 0	0- 0	AWAY	1- 0	4- 0	3- 0				
1- 2	0- 0	0- 1	NEUTRAL	1- 0	0- 1	0- 0				
10- 2	0- 0	1- 1	NON-CONFERENCE	5- 0	2- 1	2- 0				
6- 0	0- 0	1- 0	HOME	3- 0	1- 0	1- 0				
3- 0	0- 0	0- 0	AWAY	1- 0	1- 0	1- 0				
1- 2	0- 0	0- 1	NEUTRAL	1- 0	0- 1	0- 0				
10- 1	0- 0	0- 0	CONFERENCE	0- 0	4- 0	6- 1				
5- 1	0- 0	0- 0	HOME	0- 0	1- 0	4- 1				
5- 0	0- 0	0- 0	AWAY	0- 0	3- 0	2- 0				
0- 0	0- 0	0- 0	NEUTRAL	0- 0	0- 0	0- 0				

RPI S	Opponent	Score	RPI S	Opponent	Score	RPI S	Opponent	Score	RPI S	Opponent	Score
42 N	Rutgers	43 54	49 H	Dayton	68 52	55 H	South Dakota St.	58 57	101 N	Virginia	59 68
						66 H	Vanderbilt	58 56	102 A	Wright St.	63 58
						83 N	Tulane	79 58	107 H	Belmont	66 62
						86 H	Marquette	75 55	115 A	Youngstown St.	68 60
						99 A	Drake	86 61	115 H	Youngstown St.	69 35
									145 A	Northern Ky.	81 73
									148 A	Wisconsin	72 58
									153 H	Loyola Chicago	65 51
									172 H	Detroit	58 36
									176 A	Milwaukee	63 42
									176 H	Milwaukee	69 46
									198 A	Butler	55 46
									201 H	Ill.-Chicago	64 22
									208 H	Oakland	56 58
									223 H	Valparaiso	81 42
									303 A	Cleveland St.	66 45
LAST 12 Division I GAMES:											
115 H	Youngstown St.	69 35	201 H	Ill.-Chicago	64 22						
176 H	Milwaukee	69 46	223 H	Valparaiso	81 42						
172 H	Detroit	58 36	115 A	Youngstown St.	68 60						
208 H	Oakland	56 58	303 A	Cleveland St.	66 45						
102 A	Wright St.	63 58	176 A	Milwaukee	63 42						
145 A	Northern Ky.	81 73	49 H	Dayton	68 52						

Non-Div I Games:

Green Bay

■ Loss,
■ Non-Conf, S Site,
■ Home
■ Away
N Neutral

Average RPI Win:	267	WON-LOST	WINNING	LAST 10	STRENGTH OF	OPP. STRENGTH	TEAM	ADJ.	CONF.	ADJ CONF.
Average RPI Loss:	110	RECORD	PCT. RANK	GAMES	SCHEDULE	OF SCHEDULE	RPI	RPI	RPI	RPI
DIV. I ONLY	10- 13	208	7- 3	100	252	165	165	30	30	
DIV. I NON-CONF.	2- 11	306	1- 2	6	58	144	144	30	30	
TOTALS	RPI 1-25	RPI 26-50	W-L RECORDS	RPI 51-100	RPI 101-150	RPI 150+				
10- 13	0- 2	0- 3	OVERALL	0- 4	1- 0	9- 4				
4- 4	0- 0	0- 1	HOME	0- 1	0- 0	4- 2				
4- 9	0- 2	0- 2	AWAY	0- 3	0- 0	4- 2				
2- 0	0- 0	0- 0	NEUTRAL	0- 0	1- 0	1- 0				
2- 11	0- 2	0- 3	NON-CONFERENCE	0- 4	1- 0	1- 2				
0- 3	0- 0	0- 1	HOME	0- 1	0- 0	0- 1				
0- 8	0- 2	0- 2	AWAY	0- 3	0- 0	0- 1				
2- 0	0- 0	0- 0	NEUTRAL	0- 0	1- 0	1- 0				
8- 2	0- 0	0- 0	CONFERENCE	0- 0	0- 0	8- 2				
4- 1	0- 0	0- 0	HOME	0- 0	0- 0	4- 1				
4- 1	0- 0	0- 0	AWAY	0- 0	0- 0	4- 1				
0- 0	0- 0	0- 0	NEUTRAL	0- 0	0- 0	0- 0				

RPI 1-25				RPI 26-50				RPI 51-100				RPI 101+ Team's RPI: 165			
RPI	S	Opponent	Score	RPI	S	Opponent	Score	RPI	S	Opponent	Score	RPI	S	Opponent	Score
3	A	South Carolina	48 86	29	A	UTEP	54 78	56	A	Oregon	51 86	123	N	Wake Forest	47 42
7	A	Texas	52 79	40	A	Princeton	55 79	68	A	Washington St.	61 68	178	A	Stetson	59 68
				47	H	James Madison	56 68	85	H	Drexel	36 57	182	N	Rhode Island	59 54
								96	A	Iowa St.	59 95	204	H	Lehigh	56 63
												213	A	Morgan St.	65 51
												253	H	Bethune-Cookman	60 45
												273	A	N.C. A&T	55 52
												296	H	Savannah St.	65 53
												298	H	Florida A&M	59 66
												314	H	South Carolina St.	63 50
												317	A	UMES	76 55
												324	A	Howard	77 83
												346	H	Norfolk St.	73 62
												349	A	N.C. Central	76 42
LAST 12 Division I GAMES:															
324	A	Howard	77 83	273	A	N.C. A&T	55 52								
317	A	UMES	76 55	298	H	Florida A&M	59 66								
346	H	Norfolk St.	73 62	253	H	Bethune-Cookman	60 45								
314	H	South Carolina St.	63 50	40	A	Princeton	55 79								
296	H	Savannah St.	65 53	178	A	Stetson	59 68								
349	A	N.C. Central	76 42	182	N	Rhode Island	59 54								

Non-Div I Games:

Hampton

■ Loss,
 ■ Non-Conf, S Site,
 ■ Home
 ■ Away
 N Neutral

Average RPI Win: 261		WON-LOST	WINNING	LAST 10	STRENGTH OF	OPP. STRENGTH	TEAM	ADJ.	CONF.	ADJ CONF.
Average RPI Loss: 128		RECORD	PCT. RANK	GAMES	SCHEDULE	OF SCHEDULE	RPI	RPI	RPI	RPI
DIV. I ONLY		10- 14	217	5- 5	176	195	206	206	15	15
DIV. I NON-CONF.		4- 9	245	0- 1	137	170	215	215	18	18
TOTALS		RPI 1-25	RPI 26-50	W-L RECORDS	RPI 51-100	RPI 101-150	RPI 150+			
10- 14	0- 1		0- 1	OVERALL	0- 4	0- 4	10- 4			
6- 5	0- 1		0- 0	HOME	0- 1	0- 1	6- 2			
4- 9	0- 0		0- 1	AWAY	0- 3	0- 3	4- 2			
0- 0	0- 0		0- 0	NEUTRAL	0- 0	0- 0	0- 0			
4- 9	0- 1		0- 1	NON-CONFERENCE	0- 2	0- 2	4- 3			
3- 2	0- 1		0- 0	HOME	0- 0	0- 0	3- 1			
1- 7	0- 0		0- 1	AWAY	0- 2	0- 2	1- 2			
0- 0	0- 0		0- 0	NEUTRAL	0- 0	0- 0	0- 0			
6- 5	0- 0		0- 0	CONFERENCE	0- 2	0- 2	6- 1			
3- 3	0- 0		0- 0	HOME	0- 1	0- 1	3- 1			
3- 2	0- 0		0- 0	AWAY	0- 1	0- 1	3- 0			
0- 0	0- 0		0- 0	NEUTRAL	0- 0	0- 0	0- 0			

RPI 1-25				RPI 26-50				RPI 51-100				RPI 101+				Team's RPI: 206	
RPI	S	Opponent	Score	RPI	S	Opponent	Score	RPI	S	Opponent	Score	RPI	S	Opponent	Score		
9	H	Arizona St.	29 60	35	A	George Washington	51 82	52	H	Albany (NY)	41 78	105	A	Boston College	28 62		
								63	A	FGCU	44 64	109	A	Quinnipiac	69 71		
								78	A	Michigan	47 83	125	A	Stony Brook	35 58		
								89	A	Maine	43 61	125	H	Stony Brook	42 45		
												163	H	Cornell	53 50		
												168	H	UMBC	65 57		
												230	A	Binghamton	41 39		
												230	H	Binghamton	47 53		
												251	A	Providence	50 69		
												254	H	Dartmouth	36 43		
												258	H	New Hampshire	48 44		
												260	A	Sacred Heart	68 67		
												261	A	Massachusetts	57 63		
												277	H	Central Conn. St.	49 41		
												287	A	Vermont	51 47		
												316	A	UMass Lowell	75 70		
												316	H	UMass Lowell	72 59		
												330	H	Lafayette	55 50		
LAST 12 Division I GAMES:																	
				230	A	Binghamton	41 39					168	H	UMBC	65 57		
				125	H	Stony Brook	42 45					125	A	Stony Brook	35 58		
				316	A	UMass Lowell	75 70					287	A	Vermont	51 47		
				52	H	Albany (NY)	41 78					230	H	Binghamton	47 53		
				89	A	Maine	43 61					316	H	UMass Lowell	72 59		
				258	H	New Hampshire	48 44					63	A	FGCU	44 64		

Non-Div I Games:

Hartford

Loss, Non-Conf, S Site, H Home A Away N Neutral

Average RPI Win:	211	WON-LOST	WINNING	LAST 10	STRENGTH OF	OPP. STRENGTH	TEAM	ADJ.	CONF.	ADJ CONF.
Average RPI Loss:	111	RECORD	PCT. RANK	GAMES	SCHEDULE	OF SCHEDULE	RPI	RPI	RPI	RPI
DIV. I ONLY	9- 11	202	5- 5	72	210	124	124	10	10	
DIV. I NON-CONF.	5- 8	209	1- 4	107	217	161	161	11	11	
TOTALS	RPI 1-25	RPI 26-50	W-L RECORDS	RPI 51-100	RPI 101-150	RPI 150+				
9- 11	0- 0	0- 3	OVERALL	0- 3	2- 2	7- 3				
2- 5	0- 0	0- 2	HOME	0- 1	0- 1	2- 1				
6- 6	0- 0	0- 1	AWAY	0- 2	1- 1	5- 2				
1- 0	0- 0	0- 0	NEUTRAL	0- 0	1- 0	0- 0				
5- 8	0- 0	0- 1	NON-CONFERENCE	0- 3	2- 2	3- 2				
2- 2	0- 0	0- 0	HOME	0- 1	0- 1	2- 0				
2- 6	0- 0	0- 1	AWAY	0- 2	1- 1	1- 2				
1- 0	0- 0	0- 0	NEUTRAL	0- 0	1- 0	0- 0				
4- 3	0- 0	0- 2	CONFERENCE	0- 0	0- 0	4- 1				
0- 3	0- 0	0- 2	HOME	0- 0	0- 0	0- 1				
4- 0	0- 0	0- 0	AWAY	0- 0	0- 0	4- 0				
0- 0	0- 0	0- 0	NEUTRAL	0- 0	0- 0	0- 0				

RPI S	Opponent	Score	RPI S	Opponent	Score	RPI S	Opponent	Score	RPI S	Opponent	Score	Team's RPI: 124
39	H Penn	48 68	59	A Chattanooga	58 62	108	N Toledo	76 70				
40	H Princeton	83 92	63	A FGCU	65 74	111	H Eastern Mich.	81 85				
41	A South Fla.	59 86	89	H Maine	53 64	121	A Samford	60 54				
						125	A Stony Brook	63 64				
						163	A Cornell	65 56				
						174	A Brown	87 79				
						182	A Rhode Island	52 56				
						218	A Fairfield	50 67				
						228	A Columbia	69 66				
						242	A Rice	67 61				
						254	A Dartmouth	56 43				
						254	H Dartmouth	64 70				
						261	H Massachusetts	67 65				
						347	H Boston U.	73 55				
LAST 12 Division I GAMES:												
174	A Brown	87 79	254	A Dartmouth	56 43							
40	H Princeton	83 92	59	A Chattanooga	58 62							
39	H Penn	48 68	121	A Samford	60 54							
228	A Columbia	69 66	125	A Stony Brook	63 64							
163	A Cornell	65 56	218	A Fairfield	50 67							
254	H Dartmouth	64 70	111	H Eastern Mich.	81 85							

Non-Div I Games:

Harvard

■ Loss,
■ Non-Conf,
■ S Site,
■ H Home
■ A Away
N Neutral

Average RPI Win:	244	WON-LOST	WINNING	LAST 10	STRENGTH OF	OPP. STRENGTH	TEAM	ADJ.	CONF.	ADJ CONF.
Average RPI Loss:	77	RECORD	PCT. RANK	GAMES	SCHEDULE	OF SCHEDULE	RPI	RPI	RPI	RPI
DIV. I ONLY	15- 9	104	7- 3	189	137	129	129	22	22	
DIV. I NON-CONF.	7- 6	156	0- 1	96	15	115	115	22	22	
TOTALS	RPI 1-25	RPI 26-50	W-L RECORDS	RPI 51-100	RPI 101-150	RPI 150+				
15- 9	0- 4	0- 1	OVERALL	0- 2	0- 0	15- 2				
6- 5	0- 2	0- 1	HOME	0- 2	0- 0	6- 0				
9- 2	0- 0	0- 0	AWAY	0- 0	0- 0	9- 2				
0- 2	0- 2	0- 0	NEUTRAL	0- 0	0- 0	0- 0				
7- 6	0- 4	0- 1	NON-CONFERENCE	0- 1	0- 0	7- 0				
2- 4	0- 2	0- 1	HOME	0- 1	0- 0	2- 0				
5- 0	0- 0	0- 0	AWAY	0- 0	0- 0	5- 0				
0- 2	0- 2	0- 0	NEUTRAL	0- 0	0- 0	0- 0				
8- 3	0- 0	0- 0	CONFERENCE	0- 1	0- 0	8- 2				
4- 1	0- 0	0- 0	HOME	0- 1	0- 0	4- 0				
4- 2	0- 0	0- 0	AWAY	0- 0	0- 0	4- 2				
0- 0	0- 0	0- 0	NEUTRAL	0- 0	0- 0	0- 0				

RPI 1-25				RPI 26-50				RPI 51-100				RPI 101+ Team's RPI: 129			
RPI	S	Opponent	Score	RPI	S	Opponent	Score	RPI	S	Opponent	Score	RPI	S	Opponent	Score
3	H	South Carolina	51 67	39	H	Penn	54 64	68	H	Washington St.	52 62	156	A	Long Beach St.	67 55
9	H	Arizona St.	49 75					72	H	UC Riverside	74 77	156	H	Long Beach St.	60 42
14	N	BYU	56 67									187	A	UC Davis	58 60
15	N	Texas A&M	41 82									195	A	Cal Poly	64 58
												197	A	Sacramento St.	74 72
												203	A	San Jose St.	76 73
												229	A	Grand Canyon	74 41
												235	H	Loyola Marymount	65 51
												241	A	CSU Bakersfield	65 55
												241	H	CSU Bakersfield	74 60
												259	A	UC Santa Barbara	63 62
												268	A	Northern Ariz.	61 52
												285	A	CSUN	60 63
												285	H	CSUN	77 50
												327	A	UC Irvine	83 65
												327	H	UC Irvine	59 35
												337	H	Cal St. Fullerton	62 53
LAST 12 Division I GAMES:															
156	H	Long Beach St.	60 42	327	A	UC Irvine	83 65								
259	A	UC Santa Barbara	63 62	72	H	UC Riverside	74 77								
195	A	Cal Poly	64 58	285	H	CSUN	77 50								
327	H	UC Irvine	59 35	187	A	UC Davis	58 60								
337	H	Cal St. Fullerton	62 53	156	A	Long Beach St.	67 55								
285	A	CSUN	60 63	39	H	Penn	54 64								

Non-Div I Games:

Hawaii

■ Loss,
■ Non-Conf,
■ S Site,
■ H Home
■ A Away
N Neutral

Average RPI Win:	264	WON-LOST	WINNING	LAST 10	STRENGTH OF	OPP. STRENGTH	TEAM	ADJ.	CONF.	ADJ CONF.
Average RPI Loss:	155	RECORD	PCT. RANK	GAMES	SCHEDULE	OF SCHEDULE	RPI	RPI	RPI	RPI
DIV. I ONLY	7- 14	260	5- 5	179	238	240	240	26	26	
DIV. I NON-CONF.	0- 8	338	0- 1	65	30	279	279	29	29	
TOTALS	RPI 1-25	RPI 26-50	W-L RECORDS	RPI 51-100	RPI 101-150	RPI 150+				
7- 14	0- 1	0- 1	OVERALL	0- 3	0- 2	7- 7				
4- 4	0- 0	0- 0	HOME	0- 1	0- 1	4- 2				
3- 8	0- 1	0- 1	AWAY	0- 1	0- 1	3- 4				
0- 2	0- 0	0- 0	NEUTRAL	0- 1	0- 0	0- 1				
0- 8	0- 1	0- 1	NON-CONFERENCE	0- 3	0- 0	0- 3				
0- 2	0- 0	0- 0	HOME	0- 1	0- 0	0- 1				
0- 4	0- 1	0- 1	AWAY	0- 1	0- 0	0- 1				
0- 2	0- 0	0- 0	NEUTRAL	0- 1	0- 0	0- 1				
7- 6	0- 0	0- 0	CONFERENCE	0- 0	0- 2	7- 4				
4- 2	0- 0	0- 0	HOME	0- 0	0- 1	4- 1				
3- 4	0- 0	0- 0	AWAY	0- 0	0- 1	3- 3				
0- 0	0- 0	0- 0	NEUTRAL	0- 0	0- 0	0- 0				

RPI 1-25				RPI 26-50				RPI 51-100				RPI 101+ Team's RPI: 240			
RPI	S	Opponent	Score	RPI	S	Opponent	Score	RPI	S	Opponent	Score	RPI	S	Opponent	Score
11	A	Maryland	50 105	38	A	North Carolina St.	48 89	73	A	Elon	69 80	103	A	Liberty	43 56
								80	N	Georgia Tech	61 81	141	H	UNC Asheville	81 82
								98	H	VCU	39 69	151	N	UAB	46 56
												158	H	Davidson	60 62
												215	A	Radford	56 54
												215	H	Radford	71 66
												216	A	Presbyterian	70 82
												216	H	Presbyterian	61 47
												226	A	Gardner-Webb	70 82
												282	A	Campbell	69 55
												288	A	UNCG	72 82
												294	A	Coastal Caro.	53 79
												294	H	Coastal Caro.	53 52
												299	H	Charleston So.	62 64
												312	H	Longwood	79 68
												313	A	Winthrop	74 67
LAST 12 Division I GAMES:															
294	A	Coastal Caro.	53 79	282	A	Campbell	69 55								
216	H	Presbyterian	61 47	294	H	Coastal Caro.	53 52								
103	A	Liberty	43 56	226	A	Gardner-Webb	70 82								
215	A	Radford	56 54	299	H	Charleston So.	62 64								
141	H	UNC Asheville	81 82	216	A	Presbyterian	70 82								
313	A	Winthrop	74 67	73	A	Elon	69 80								

Non-Div I Games: Greensboro 82 49

High Point

■ Loss,
 ■ Non-Conf,
 ■ S Site,
 ■ H Home
 ■ A Away
 N Neutral

Average RPI Win:	208	WON-LOST	WINNING	LAST 10	STRENGTH OF	OPP. STRENGTH	TEAM	ADJ.	CONF.	ADJ CONF.
Average RPI Loss:	95	RECORD	PCT. RANK	GAMES	SCHEDULE	OF SCHEDULE	RPI	RPI	RPI	RPI
DIV. I ONLY	18- 5	36	8- 2	175	168	67	67	13	13	
DIV. I NON-CONF.	9- 2	37	0- 0	209	205	67	67	12	12	
TOTALS	RPI 1-25	RPI 26-50	W-L RECORDS	RPI 51-100	RPI 101-150	RPI 150+				
18- 5	0- 1	0- 1	OVERALL	2- 2	2- 0	14- 1				
9- 1	0- 0	0- 1	HOME	2- 0	2- 0	5- 0				
8- 3	0- 0	0- 0	AWAY	0- 2	0- 0	8- 1				
1- 1	0- 1	0- 0	NEUTRAL	0- 0	0- 0	1- 0				
9- 2	0- 1	0- 0	NON-CONFERENCE	1- 0	2- 0	6- 1				
4- 0	0- 0	0- 0	HOME	1- 0	2- 0	1- 0				
4- 1	0- 0	0- 0	AWAY	0- 0	0- 0	4- 1				
1- 1	0- 1	0- 0	NEUTRAL	0- 0	0- 0	1- 0				
9- 3	0- 0	0- 1	CONFERENCE	1- 2	0- 0	8- 0				
5- 1	0- 0	0- 1	HOME	1- 0	0- 0	4- 0				
4- 2	0- 0	0- 0	AWAY	0- 2	0- 0	4- 0				
0- 0	0- 0	0- 0	NEUTRAL	0- 0	0- 0	0- 0				

RPI 1-25				RPI 26-50				RPI 51-100				Team's RPI: 67	RPI 101+			
RPI	S	Opponent	Score	RPI	S	Opponent	Score	RPI	S	Opponent	Score		RPI	S	Opponent	Score
8	N	Oregon St.	50 73	47	H	James Madison	54 71	73	A	Elon	60 61		125	H	Stony Brook	71 66
								73	H	Elon	59 49		138	H	Buffalo	79 36
								85	A	Drexel	64 67		180	A	Marist	71 67
								94	H	Saint Joseph's	75 62		189	H	Delaware	58 49
													190	A	Col. of Charleston	62 58
													193	H	Northeastern	75 50
													200	A	William & Mary	61 53
													200	H	William & Mary	75 45
													218	A	Fairfield	67 53
													247	H	Navy	65 63
													257	A	UNCW	68 64
													261	A	Massachusetts	56 57
													263	A	American	60 51
													286	A	Towson	74 56
													286	H	Towson	64 60
													294	N	Coastal Caro.	82 40
													308	A	Delaware St.	66 49
LAST 12 Division I GAMES:																
200	A	William & Mary	61 53	193	H	Northeastern	75 50									
286	A	Towson	74 56	200	H	William & Mary	75 45									
47	H	James Madison	54 71	257	A	UNCW	68 64									
73	H	Elon	59 49	190	A	Col. of Charleston	62 58									
85	A	Drexel	64 67	73	A	Elon	60 61									
286	H	Towson	64 60	189	H	Delaware	58 49									

Non-Div I Games:

Hofstra

■ Loss,
■ Non-Conf, S Site,
■ Home
■ Away
N Neutral

Holy Cross

Through Games Of Feb. 12, 2016

Average RPI Win:	285	WON-LOST	WINNING	LAST 10	STRENGTH OF	OPP. STRENGTH	TEAM	ADJ.	CONF.	ADJ CONF.
Average RPI Loss:	166	RECORD	PCT. RANK	GAMES	SCHEDULE	OF SCHEDULE	RPI	RPI	RPI	RPI
DIV. I ONLY	10- 13	208	5- 5	309	255	264	264	28	28	
DIV. I NON-CONF.	3- 8	258	0- 0	311	160	324	324	28	28	
TOTALS	RPI 1-25	RPI 26-50	W-L RECORDS	RPI 51-100	RPI 101-150	RPI 150+				
10- 13	0- 0	0- 0	OVERALL	0- 3	0- 5	10- 5				
7- 3	0- 0	0- 0	HOME	0- 1	0- 0	7- 2				
3- 10	0- 0	0- 0	AWAY	0- 2	0- 5	3- 3				
0- 0	0- 0	0- 0	NEUTRAL	0- 0	0- 0	0- 0				
3- 8	0- 0	0- 0	NON-CONFERENCE	0- 0	0- 5	3- 3				
3- 2	0- 0	0- 0	HOME	0- 0	0- 0	3- 2				
0- 6	0- 0	0- 0	AWAY	0- 0	0- 5	0- 1				
0- 0	0- 0	0- 0	NEUTRAL	0- 0	0- 0	0- 0				
7- 5	0- 0	0- 0	CONFERENCE	0- 3	0- 0	7- 2				
4- 1	0- 0	0- 0	HOME	0- 1	0- 0	4- 0				
3- 4	0- 0	0- 0	AWAY	0- 2	0- 0	3- 2				
0- 0	0- 0	0- 0	NEUTRAL	0- 0	0- 0	0- 0				

RPI S	Opponent	Score	RPI S	Opponent	Score	RPI S	Opponent	Score	RPI S	Opponent	Score	Team's RPI: 264
						70	A Army West Point	58 77	105	A Boston College	51 60	
						91	A Bucknell	64 74	109	A Quinnipiac	61 74	
						91	H Bucknell	51 58	131	A Penn St.	82 86	
									135	A Yale	59 69	
									144	A Pittsburgh	50 56	
									204	A Lehigh	58 61	
									220	H Bryant	65 64	
									232	H Manhattan	58 44	
									247	A Navy	49 50	
									247	H Navy	57 49	
									254	H Dartmouth	54 60	
									261	H Massachusetts	60 74	
									263	H American	59 54	
									287	H Vermont	77 63	
									295	A Colgate	80 71	
									295	H Colgate	70 61	
									316	A UMass Lowell	67 75	
									330	A Lafayette	57 54	
									330	H Lafayette	66 49	
									347	A Boston U.	60 41	
LAST 12 Division I GAMES:												
330	A Lafayette	57 54	204	A Lehigh	58 61							
91	A Bucknell	64 74	330	H Lafayette	66 49							
295	H Colgate	70 61	91	H Bucknell	51 58							
247	A Navy	49 50	295	A Colgate	80 71							
263	H American	59 54	247	H Navy	57 49							
70	A Army West Point	58 77	347	A Boston U.	60 41							

Non-Div I Games:

Holy Cross

■ Loss,
 ■ Non-Conf,
 ■ S Site,
 ■ H Home
 ■ A Away
 N Neutral

Average RPI Win:	257	WON-LOST	WINNING	LAST 10	STRENGTH OF	OPP. STRENGTH	TEAM	ADJ.	CONF.	ADJ CONF.
Average RPI Loss:	119	RECORD	PCT. RANK	GAMES	SCHEDULE	OF SCHEDULE	RPI	RPI	RPI	RPI
DIV. I ONLY	5- 19	308	1- 9	119	118	255	255	8	8	
DIV. I NON-CONF.	4- 7	222	0- 0	146	281	208	208	7	7	
TOTALS	RPI 1-25	RPI 26-50	W-L RECORDS	RPI 51-100	RPI 101-150	RPI 150+				
5- 19	0- 1	0- 2	OVERALL	0- 5	1- 2	4- 9				
2- 8	0- 1	0- 0	HOME	0- 2	1- 0	1- 5				
3- 8	0- 0	0- 1	AWAY	0- 2	0- 1	3- 4				
0- 3	0- 0	0- 1	NEUTRAL	0- 1	0- 1	0- 0				
4- 7	0- 0	0- 1	NON-CONFERENCE	0- 1	1- 1	3- 4				
1- 3	0- 0	0- 0	HOME	0- 0	1- 0	0- 3				
3- 1	0- 0	0- 0	AWAY	0- 0	0- 0	3- 1				
0- 3	0- 0	0- 1	NEUTRAL	0- 1	0- 1	0- 0				
1- 12	0- 1	0- 1	CONFERENCE	0- 4	0- 1	1- 5				
1- 5	0- 1	0- 0	HOME	0- 2	0- 0	1- 2				
0- 7	0- 0	0- 1	AWAY	0- 2	0- 1	0- 3				
0- 0	0- 0	0- 0	NEUTRAL	0- 0	0- 0	0- 0				

RPI 1-25				RPI 26-50				RPI 51-100				RPI 101+				Team's RPI: 255
RPI	S	Opponent	Score	RPI	S	Opponent	Score	RPI	S	Opponent	Score	RPI	S	Opponent	Score	
2	H	UConn	37 76	35	N	George Washington	78 82	53	N	Iowa	50 64	102	N	Wright St.	61 75	
				41	A	South Fla.	49 73	62	A	Temple	48 78	116	A	Memphis	57 74	
								62	H	Temple	66 75	132	H	La.-Lafayette	52 51	
								83	A	Tulane	48 70	156	H	Long Beach St.	41 47	
								83	H	Tulane	56 59	157	H	SMU	48 50	
												170	A	East Carolina	70 76	
												183	A	Tulsa	28 44	
												183	H	Tulsa	62 79	
												185	H	UTRGV	45 55	
												190	A	Col. of Charleston	48 55	
												194	H	UNLV	60 63	
												209	A	Cincinnati	50 56	
												242	A	Rice	62 59	
												266	H	UCF	64 55	
												321	A	A&M-Corpus Christi	76 73	
												322	A	Incarname Word	67 51	
LAST 12 Division I GAMES:																
				183	A	Tulsa	28 44	183	H	Tulsa	62 79					
				83	H	Tulane	56 59	170	A	East Carolina	70 76					
				266	H	UCF	64 55	157	H	SMU	48 50					
				209	A	Cincinnati	50 56	2	H	UConn	37 76					
				41	A	South Fla.	49 73	116	A	Memphis	57 74					
				62	A	Temple	48 78	62	H	Temple	66 75					

Non-Div I Games:

Houston

■ Loss,
 ■ Non-Conf, S Site,
 ■ Home
 ■ Away
 N Neutral

Houston Baptist

Through Games Of Feb. 12, 2016

Average RPI Win:	287	WON-LOST	WINNING	LAST 10	STRENGTH OF	OPP. STRENGTH	TEAM	ADJ.	CONF.	ADJ CONF.
Average RPI Loss:	163	RECORD	PCT. RANK	GAMES	SCHEDULE	OF SCHEDULE	RPI	RPI	RPI	RPI
DIV. I ONLY	8- 11	215	6- 4	232	301	234	234	27	27	
DIV. I NON-CONF.	2- 5	253	0- 0	126	293	210	210	26	26	
TOTALS	RPI 1-25	RPI 26-50	W-L RECORDS	RPI 51-100	RPI 101-150	RPI 150+				
8- 11	0- 0	0- 1	OVERALL	0- 1	0- 3	8- 6				
4- 4	0- 0	0- 0	HOME	0- 0	0- 1	4- 3				
3- 7	0- 0	0- 1	AWAY	0- 1	0- 2	3- 3				
1- 0	0- 0	0- 0	NEUTRAL	0- 0	0- 0	1- 0				
2- 5	0- 0	0- 1	NON-CONFERENCE	0- 0	0- 1	2- 3				
0- 2	0- 0	0- 0	HOME	0- 0	0- 1	0- 1				
1- 3	0- 0	0- 1	AWAY	0- 0	0- 0	1- 2				
1- 0	0- 0	0- 0	NEUTRAL	0- 0	0- 0	1- 0				
6- 6	0- 0	0- 0	CONFERENCE	0- 1	0- 2	6- 3				
4- 2	0- 0	0- 0	HOME	0- 0	0- 0	4- 2				
2- 4	0- 0	0- 0	AWAY	0- 1	0- 2	2- 1				
0- 0	0- 0	0- 0	NEUTRAL	0- 0	0- 0	0- 0				

RPI 1-25			RPI 26-50			RPI 51-100			RPI 101+ Team's RPI: 234		
RPI	S	Opponent	Score	RPI	S	Opponent	Score	RPI	S	Opponent	Score
				29	A	UTEP	63 98	64	A	Abilene Christian	60 77
								128	A	Central Ark.	44 45
								134	A	Northwestern St.	44 55
								142	H	UT Arlington	40 64
								169	H	McNeese St.	64 71
								181	A	New Mexico	57 65
								202	H	Texas St.	66 71
								224	A	UTSA	50 79
								233	A	Texas Southern	77 65
								237	H	Stephen F. Austin	50 64
								239	H	Sam Houston St.	67 63
								265	N	Omaha	64 51
								280	A	Lamar	70 77
								280	H	Lamar	77 66
								306	H	Southeastern La.	64 56
								311	H	Nicholls St.	80 71
								321	A	A&M-Corpus Christi	73 59
								340	A	New Orleans	71 51
LAST 12 Division I GAMES:											
280	H	Lamar	77 66	340	A	New Orleans	71 51				
237	H	Stephen F. Austin	50 64	128	A	Central Ark.	44 45				
321	A	A&M-Corpus Christi	73 59	306	H	Southeastern La.	64 56				
239	H	Sam Houston St.	67 63	311	H	Nicholls St.	80 71				
64	A	Abilene Christian	60 77	169	H	McNeese St.	64 71				
280	A	Lamar	70 77	134	A	Northwestern St.	44 55				

Non-Div I Games: Trinity (TX) 60 46 Huston-Tillotson 96 65 Paul Quinn 95 42

Houston Baptist

Loss, Non-Conf, S Site, H Home A Away N Neutral

Average RPI Win: 254	WON-LOST	WINNING	LAST 10	STRENGTH OF	OPP. STRENGTH	TEAM	ADJ.	CONF.	ADJ CONF.
Average RPI Loss: 205	RECORD	PCT. RANK	GAMES	SCHEDULE	OF SCHEDULE	RPI	RPI	RPI	RPI
DIV. I ONLY	4- 18	314	2- 7	286	290	324	324	30	30
DIV. I NON-CONF.	2- 11	306	1- 3	154	241	275	275	30	30
TOTALS	RPI 1-25	RPI 26-50	W-L RECORDS	RPI 51-100	RPI 101-150	RPI 150+			
4- 18	0- 2	0- 0	OVERALL	0- 1	0- 4	4- 11			
2- 6	0- 0	0- 0	HOME	0- 0	0- 1	2- 5			
2- 11	0- 1	0- 0	AWAY	0- 1	0- 2	2- 6			
0- 1	0- 0	0- 0	NEUTRAL	0- 0	0- 1	0- 0			
2- 11	0- 2	0- 0	NON-CONFERENCE	0- 1	0- 4	2- 4			
1- 3	0- 0	0- 0	HOME	0- 0	0- 1	1- 2			
1- 7	0- 2	0- 0	AWAY	0- 1	0- 2	1- 2			
0- 1	0- 0	0- 0	NEUTRAL	0- 0	0- 1	0- 0			
2- 7	0- 0	0- 0	CONFERENCE	0- 0	0- 0	2- 7			
1- 3	0- 0	0- 0	HOME	0- 0	0- 0	1- 3			
1- 4	0- 0	0- 0	AWAY	0- 0	0- 0	1- 4			
0- 0	0- 0	0- 0	NEUTRAL	0- 0	0- 0	0- 0			

RPI 1-25				RPI 26-50				RPI 51-100				RPI 101+ Team's RPI: 324			
RPI	S	Opponent	Score	RPI	S	Opponent	Score	RPI	S	Opponent	Score	RPI	S	Opponent	Score
23	A	Syracuse	48 97					90	A	Northwestern	49 89	106	A	Arizona	28 65
24	A	Duquesne	62 86									126	N	Mercer	53 70
												137	A	Xavier	47 70
												146	H	Old Dominion	64 83
												163	H	Cornell	76 74
												165	H	Hampton	83 77
												201	A	Ill.-Chicago	48 75
												213	A	Morgan St.	66 78
												250	H	Coppin St.	67 83
												253	H	Bethune-Cookman	77 81
												269	A	Georgia St.	58 65
												273	A	N.C. A&T	70 88
												277	H	La Salle	68 71
												308	A	Delaware St.	86 87
												317	A	UMES	59 62
												325	H	LIU Brooklyn	72 89
												339	A	Mt. St. Mary's	62 49
												346	H	Norfolk St.	108 110
												349	A	N.C. Central	68 61
LAST 12 Division I GAMES:															
165	H	Hampton	83 77	250	H	Coppin St.	67 83								
346	H	Norfolk St.	108 110	163	H	Cornell	76 74								
317	A	UMES	59 62	23	A	Syracuse	48 97								
213	A	Morgan St.	66 78	137	A	Xavier	47 70								
253	H	Bethune-Cookman	77 81	146	H	Old Dominion	64 83								
308	A	Delaware St.	86 87	339	A	Mt. St. Mary's	62 49								

Non-Div I Games:

Howard

Average RPI Win:	325	WON-LOST	WINNING	LAST 10	STRENGTH OF	OPP. STRENGTH	TEAM	ADJ.	CONF.	ADJ CONF.
Average RPI Loss:	176	RECORD	PCT. RANK	GAMES	SCHEDULE	OF SCHEDULE	RPI	RPI	RPI	RPI
DIV. I ONLY	3- 19	333	1- 9	216	275	332	332	18	18	
DIV. I NON-CONF.	2- 9	296	0- 1	175	305	304	304	19	19	
TOTALS	RPI 1-25	RPI 26-50	W-L RECORDS	RPI 51-100	RPI 101-150	RPI 150+				
3- 19	0- 0	0- 2	OVERALL	0- 2	0- 4	3- 11				
3- 7	0- 0	0- 1	HOME	0- 1	0- 2	3- 3				
0- 12	0- 0	0- 1	AWAY	0- 1	0- 2	0- 8				
0- 0	0- 0	0- 0	NEUTRAL	0- 0	0- 0	0- 0				
2- 9	0- 0	0- 2	NON-CONFERENCE	0- 0	0- 2	2- 5				
2- 3	0- 0	0- 1	HOME	0- 0	0- 1	2- 1				
0- 6	0- 0	0- 1	AWAY	0- 0	0- 1	0- 4				
0- 0	0- 0	0- 0	NEUTRAL	0- 0	0- 0	0- 0				
1- 10	0- 0	0- 0	CONFERENCE	0- 2	0- 2	1- 6				
1- 4	0- 0	0- 0	HOME	0- 1	0- 1	1- 2				
0- 6	0- 0	0- 0	AWAY	0- 1	0- 1	0- 4				
0- 0	0- 0	0- 0	NEUTRAL	0- 0	0- 0	0- 0				

RPI S	Opponent	Score	RPI S	Opponent	Score	RPI S	Opponent	Score	RPI S	Opponent	Score	Team's RPI: 332
32	A Ohio	52 79	55	H South Dakota St.	42 61	114	H IUPUI	50 69				
43	H Indiana	72 79	81	A South Dakota	60 92	118	H Western Mich.	48 70				
						145	A Northern Ky.	64 77				
						149	A Oral Roberts	59 61				
						172	A Detroit	63 64				
						176	A Milwaukee	60 73				
						208	A Oakland	74 81				
						218	A Fairfield	62 74				
						225	A Western Ill.	87 88				
						225	H Western Ill.	74 78				
						227	H USC Upstate	81 84				
						265	A Omaha	64 71				
						265	H Omaha	58 60				
						307	A Denver	50 53				
						307	H Denver	61 49				
						318	A North Dakota St.	85 94				
						329	H Kent St.	86 68				
						338	H Chicago St.	62 51				
LAST 12 Division I GAMES:												
265	A Omaha	64 71	149	A Oral Roberts	59 61							
225	A Western Ill.	87 88	55	H South Dakota St.	42 61							
307	H Denver	61 49	307	A Denver	50 53							
265	H Omaha	58 60	225	H Western Ill.	74 78							
318	A North Dakota St.	85 94	114	H IUPUI	50 69							
81	A South Dakota	60 92	176	A Milwaukee	60 73							

Non-Div I Games: Trine 82 62 Grace (IN) 91 39

IPFW

Loss, Non-Conf, S Site, H Home A Away N Neutral

Average RPI Win: 227	WON-LOST	WINNING	LAST 10	STRENGTH OF	OPP. STRENGTH	TEAM	ADJ.	CONF.	ADJ CONF.
Average RPI Loss: 133	RECORD	PCT. RANK	GAMES	SCHEDULE	OF SCHEDULE	RPI	RPI	RPI	RPI
DIV. I ONLY	15- 7	79	7- 3	246	191	114	114	18	18
DIV. I NON-CONF.	7- 4	110	1- 0	220	129	116	116	19	19
TOTALS	RPI 1-25	RPI 26-50	W-L RECORDS	RPI 51-100	RPI 101-150	RPI 150+			
15- 7	0- 1	0- 0	OVERALL	2- 3	2- 1	11- 2			
7- 2	0- 0	0- 0	HOME	1- 1	1- 1	5- 0			
7- 5	0- 1	0- 0	AWAY	1- 2	1- 0	5- 2			
1- 0	0- 0	0- 0	NEUTRAL	0- 0	0- 0	1- 0			
7- 4	0- 1	0- 0	NON-CONFERENCE	2- 1	1- 0	4- 2			
3- 1	0- 0	0- 0	HOME	1- 1	1- 0	1- 0			
3- 3	0- 1	0- 0	AWAY	1- 0	0- 0	2- 2			
1- 0	0- 0	0- 0	NEUTRAL	0- 0	0- 0	1- 0			
8- 3	0- 0	0- 0	CONFERENCE	0- 2	1- 1	7- 0			
4- 1	0- 0	0- 0	HOME	0- 0	0- 1	4- 0			
4- 2	0- 0	0- 0	AWAY	0- 2	1- 0	3- 0			
0- 0	0- 0	0- 0	NEUTRAL	0- 0	0- 0	0- 0			

RPI 1-25				RPI 26-50				RPI 51-100				RPI 101+ Team's RPI: 114			
RPI	S	Opponent	Score	RPI	S	Opponent	Score	RPI	S	Opponent	Score	RPI	S	Opponent	Score
19	A	Louisville	61 70					55	A	South Dakota St.	66 68	107	H	Belmont	62 59
								80	H	Georgia Tech	50 60	149	A	Oral Roberts	57 54
								81	A	South Dakota	59 65	149	H	Oral Roberts	47 52
								86	A	Marquette	60 55	171	A	SIUE	85 67
								98	H	VCU	70 69	212	A	North Texas	67 68
												225	A	Western Ill.	68 60
												225	H	Western Ill.	96 87
												237	N	Stephen F. Austin	62 55
												249	H	Indiana St.	68 43
												265	H	Omaha	75 59
												307	H	Denver	81 75
												318	A	North Dakota St.	64 63
												318	H	North Dakota St.	67 44
												319	A	Evansville	68 62
												332	A	IPFW	69 50
												336	A	Eastern Ill.	71 77
LAST 12 Division I GAMES:															
318	A	North Dakota St.	64 63	318	H	North Dakota St.	67 44								
225	H	Western Ill.	96 87	265	H	Omaha	75 59								
149	A	Oral Roberts	57 54	225	A	Western Ill.	68 60								
307	H	Denver	81 75	149	H	Oral Roberts	47 52								
81	A	South Dakota	59 65	332	A	IPFW	69 50								
55	A	South Dakota St.	66 68	319	A	Evansville	68 62								

Non-Div I Games: Oakland City 104 30 Ind.-Southeast 99 50

IUPUI

Loss, Non-Conf, S Site, H Home A Away N Neutral

Idaho

Through Games Of Feb. 12, 2016

Average RPI Win: 236	WON-LOST	WINNING	LAST 10	STRENGTH OF	OPP. STRENGTH	TEAM	ADJ.	CONF.	ADJ CONF.
Average RPI Loss: 108	RECORD	PCT. RANK	GAMES	SCHEDULE	OF SCHEDULE	RPI	RPI	RPI	RPI
DIV. I ONLY	15- 7	79	7- 3	272	144	147	147	19	19
DIV. I NON-CONF.	6- 4	125	0- 0	131	112	130	130	21	21
TOTALS	RPI 1-25	RPI 26-50	W-L RECORDS	RPI 51-100	RPI 101-150	RPI 150+			
15- 7	0- 1	0- 1	OVERALL	1- 1	1- 1	13- 3			
9- 3	0- 0	0- 0	HOME	0- 1	1- 0	8- 2			
4- 3	0- 1	0- 0	AWAY	0- 0	0- 1	4- 1			
2- 1	0- 0	0- 1	NEUTRAL	1- 0	0- 0	1- 0			
6- 4	0- 1	0- 1	NON-CONFERENCE	1- 1	0- 1	5- 0			
4- 1	0- 0	0- 0	HOME	0- 1	0- 0	4- 0			
0- 2	0- 1	0- 0	AWAY	0- 0	0- 1	0- 0			
2- 1	0- 0	0- 1	NEUTRAL	1- 0	0- 0	1- 0			
9- 3	0- 0	0- 0	CONFERENCE	0- 0	1- 0	8- 3			
5- 2	0- 0	0- 0	HOME	0- 0	1- 0	4- 2			
4- 1	0- 0	0- 0	AWAY	0- 0	0- 0	4- 1			
0- 0	0- 0	0- 0	NEUTRAL	0- 0	0- 0	0- 0			

RPI 1-25				RPI 26-50				RPI 51-100				RPI 101+ Team's RPI: 147			
RPI	S	Opponent	Score	RPI	S	Opponent	Score	RPI	S	Opponent	Score	RPI	S	Opponent	Score
8	A	Oregon St.	44 69	48	N	Duke	68 74	64	H	Abilene Christian	59 71	117	H	North Dakota	92 65
								96	N	Iowa St.	97 65	133	A	Texas Tech	62 78
												154	A	Northern Colo.	68 70
												154	H	Northern Colo.	66 56
												160	H	Montana St.	59 62
												188	H	Eastern Wash.	66 74
												197	A	Sacramento St.	98 88
												202	N	Texas St.	75 55
												221	H	Montana	78 61
												245	H	Seattle	64 60
												248	H	Wyoming	61 57
												259	H	UC Santa Barbara	64 42
												268	A	Northern Ariz.	72 51
												268	H	Northern Ariz.	76 59
												285	H	CSUN	106 50
												323	A	Portland St.	94 65
												331	A	Southern Utah	62 51
												331	H	Southern Utah	93 48
LAST 12 Division I GAMES:															
154	A	Northern Colo.	68 70	221	H	Montana	78 61								
268	H	Northern Ariz.	76 59	331	A	Southern Utah	62 51								
331	H	Southern Utah	93 48	268	A	Northern Ariz.	72 51								
323	A	Portland St.	94 65	188	H	Eastern Wash.	66 74								
197	A	Sacramento St.	98 88	154	H	Northern Colo.	66 56								
160	H	Montana St.	59 62	117	H	North Dakota	92 65								

Non-Div I Games: Carroll (MT) 75 47 Northwest Chrst. 71 48

Idaho

Loss, Non-Conf, S Site, H Home A Away N Neutral

Average RPI Win:	241	WON-LOST	WINNING	LAST 10	STRENGTH OF	OPP. STRENGTH	TEAM	ADJ.	CONF.	ADJ CONF.
Average RPI Loss:	134	RECORD	PCT. RANK	GAMES	SCHEDULE	OF SCHEDULE	RPI	RPI	RPI	RPI
DIV. I ONLY	9- 11	202	1- 2	260	128	199	199	19	19	
DIV. I NON-CONF.	5- 4	138	0- 1	64	111	62	62	21	21	
TOTALS	RPI 1-25	RPI 26-50	W-L RECORDS	RPI 51-100	RPI 101-150	RPI 150+				
9- 11	0- 0	0- 2	OVERALL	0- 1	1- 3	8- 5				
3- 4	0- 0	0- 0	HOME	0- 0	0- 1	3- 3				
5- 7	0- 0	0- 2	AWAY	0- 1	1- 2	4- 2				
1- 0	0- 0	0- 0	NEUTRAL	0- 0	0- 0	1- 0				
5- 4	0- 0	0- 2	NON-CONFERENCE	0- 1	1- 1	4- 0				
2- 0	0- 0	0- 0	HOME	0- 0	0- 0	2- 0				
2- 4	0- 0	0- 2	AWAY	0- 1	1- 1	1- 0				
1- 0	0- 0	0- 0	NEUTRAL	0- 0	0- 0	1- 0				
4- 7	0- 0	0- 0	CONFERENCE	0- 0	0- 2	4- 5				
1- 4	0- 0	0- 0	HOME	0- 0	0- 1	1- 3				
3- 3	0- 0	0- 0	AWAY	0- 0	0- 1	3- 2				
0- 0	0- 0	0- 0	NEUTRAL	0- 0	0- 0	0- 0				

RPI 1-25				RPI 26-50				RPI 51-100				RPI 101+				Team's RPI: 199	
RPI	S	Opponent	Score	RPI	S	Opponent	Score	RPI	S	Opponent	Score	RPI	S	Opponent	Score		
				26	A	Michigan St.	60 79	90	A	Northwestern	36 72	117	A	North Dakota	42 45		
				29	A	UTEP	54 67					117	H	North Dakota	57 60		
												127	A	Boise St.	80 77		
												133	A	Texas Tech	64 79		
												154	A	Northern Colo.	47 48		
												154	H	Northern Colo.	59 61		
												191	A	Weber St.	58 57		
												191	H	Weber St.	46 61		
												196	N	Southeast Mo. St.	65 64		
												197	H	Sacramento St.	59 68		
												211	H	Utah St.	81 67		
												219	A	Utah Valley	56 47		
												245	H	Seattle	83 67		
												268	A	Northern Ariz.	62 63		
												323	A	Portland St.	64 42		
												323	H	Portland St.	71 70		
												331	A	Southern Utah	71 67		
LAST 12 Division I GAMES:																	
				29	A	UTEP	54 67	191	A	Weber St.	58 57						
				323	A	Portland St.	64 42	323	H	Portland St.	71 70						
				154	H	Northern Colo.	59 61	197	H	Sacramento St.	59 68						
				117	H	North Dakota	57 60	117	A	North Dakota	42 45						
				268	A	Northern Ariz.	62 63	154	A	Northern Colo.	47 48						
				331	A	Southern Utah	71 67	191	H	Weber St.	46 61						

Non-Div I Games: Colo. Christian 82 56 Montana Tech 82 55

Idaho St.

Loss, Non-Conf, S Site, H Home A Away N Neutral

Average RPI Win:	270	WON-LOST	WINNING	LAST 10	STRENGTH OF	OPP. STRENGTH	TEAM	ADJ.	CONF.	ADJ CONF.
Average RPI Loss:	122	RECORD	PCT. RANK	GAMES	SCHEDULE	OF SCHEDULE	RPI	RPI	RPI	RPI
DIV. I ONLY	12- 11	159	3- 7	267	207	201	201	14	14	
DIV. I NON-CONF.	9- 2	37	0- 0	336	298	164	164	15	15	
TOTALS	RPI 1-25	RPI 26-50	W-L RECORDS	RPI 51-100	RPI 101-150	RPI 150+				
12- 11	0- 1	0- 1	OVERALL	1- 0	0- 6	11- 3				
5- 6	0- 0	0- 0	HOME	1- 0	0- 4	4- 2				
7- 5	0- 1	0- 1	AWAY	0- 0	0- 2	7- 1				
0- 0	0- 0	0- 0	NEUTRAL	0- 0	0- 0	0- 0				
9- 2	0- 0	0- 1	NON-CONFERENCE	1- 0	0- 1	8- 0				
4- 1	0- 0	0- 0	HOME	1- 0	0- 1	3- 0				
5- 1	0- 0	0- 1	AWAY	0- 0	0- 0	5- 0				
0- 0	0- 0	0- 0	NEUTRAL	0- 0	0- 0	0- 0				
3- 9	0- 1	0- 0	CONFERENCE	0- 0	0- 5	3- 3				
1- 5	0- 0	0- 0	HOME	0- 0	0- 3	1- 2				
2- 4	0- 1	0- 0	AWAY	0- 0	0- 2	2- 1				
0- 0	0- 0	0- 0	NEUTRAL	0- 0	0- 0	0- 0				

RPI 1-25				RPI 26-50				RPI 51-100				RPI 101+ Team's RPI: 201			
RPI	S	Opponent	Score	RPI	S	Opponent	Score	RPI	S	Opponent	Score	RPI	S	Opponent	Score
18	A	Green Bay	22 64	50	A	Purdue	51 62	69	H	Central Mich.	66 63	102	A	Wright St.	62 73
												102	H	Wright St.	72 80
												108	H	Toledo	51 60
												115	H	Youngstown St.	64 69
												145	A	Northern Ky.	53 55
												145	H	Northern Ky.	61 72
												172	A	Detroit	65 51
												172	H	Detroit	80 89
												176	A	Milwaukee	53 54
												208	H	Oakland	76 78
												223	A	Valparaiso	54 50
												225	A	Western Ill.	78 70
												303	H	Cleveland St.	80 62
												305	A	Bradley	66 56
												307	A	Denver	56 46
												309	A	Illinois St.	74 65
												324	H	Howard	75 48
												326	H	Nevada	70 55
												336	H	Eastern Ill.	66 54
												338	A	Chicago St.	51 47
LAST 12 Division I GAMES:															
172	A	Detroit	65 51	18	A	Green Bay	22 64	176	A	Milwaukee	53 54	172	H	Detroit	80 89
102	H	Wright St.	72 80	208	H	Oakland	76 78	145	A	Northern Ky.	53 55	102	A	Wright St.	62 73
145	H	Northern Ky.	61 72	102	A	Wright St.	62 73								
223	A	Valparaiso	54 50												
303	H	Cleveland St.	80 62												
115	H	Youngstown St.	64 69												

Non-Div I Games:

Ill.-Chicago

■ Loss,
 ■ Non-Conf, S Site,
 ■ Home
 ■ Away
 N Neutral

Average RPI Win:	161	WON-LOST	WINNING	LAST 10	STRENGTH OF	OPP. STRENGTH	TEAM	ADJ.	CONF.	ADJ CONF.
Average RPI Loss:	62	RECORD	PCT. RANK	GAMES	SCHEDULE	OF SCHEDULE	RPI	RPI	RPI	RPI
DIV. I ONLY	8- 16	260	1- 9	10	69	161	161	4	4	
DIV. I NON-CONF.	7- 4	110	0- 0	10	257	72	72	4	4	
TOTALS	RPI 1-25	RPI 26-50	W-L RECORDS	RPI 51-100	RPI 101-150	RPI 150+				
8- 16	0- 2	1- 6	OVERALL	2- 6	2- 2	3- 0				
8- 8	0- 2	1- 2	HOME	2- 3	2- 1	3- 0				
0- 8	0- 0	0- 4	AWAY	0- 3	0- 1	0- 0				
0- 0	0- 0	0- 0	NEUTRAL	0- 0	0- 0	0- 0				
7- 4	0- 0	1- 2	NON-CONFERENCE	2- 1	1- 1	3- 0				
7- 2	0- 0	1- 1	HOME	2- 1	1- 0	3- 0				
0- 2	0- 0	0- 1	AWAY	0- 0	0- 1	0- 0				
0- 0	0- 0	0- 0	NEUTRAL	0- 0	0- 0	0- 0				
1- 12	0- 2	0- 4	CONFERENCE	0- 5	1- 1	0- 0				
1- 6	0- 2	0- 1	HOME	0- 2	1- 1	0- 0				
0- 6	0- 0	0- 3	AWAY	0- 3	0- 0	0- 0				
0- 0	0- 0	0- 0	NEUTRAL	0- 0	0- 0	0- 0				

RPI	S	Opponent	Score	RPI	S	Opponent	Score	RPI	S	Opponent	Score	RPI	S	Opponent	Score	Team's RPI: 161
5	H	Ohio St.	70 80	32	H	Ohio	62 53	69	H	Central Mich.	74 69	116	A	Memphis	75 81	
11	H	Maryland	63 79	33	A	Miami (FL)	64 73	75	A	Nebraska	57 73	131	H	Penn St.	56 65	
				35	H	George Washington	57 70	78	A	Michigan	83 96	139	H	Southern Ill.	78 64	
				42	A	Rutgers	54 67	81	H	South Dakota	76 85	148	H	Wisconsin	71 65	
				43	A	Indiana	66 68	82	A	Minnesota	77 82	204	H	Lehigh	76 67	
				43	H	Indiana	68 80	82	H	Minnesota	75 106	267	H	Tennessee St.	98 43	
				50	A	Purdue	65 69	87	H	UT Martin	94 74	338	H	Chicago St.	67 36	
								90	H	Northwestern	59 69					
LAST 12 Division I GAMES:																
43	H	Indiana	68 80	43	A	Indiana	66 68									
78	A	Michigan	83 96	148	H	Wisconsin	71 65									
90	H	Northwestern	59 69	42	A	Rutgers	54 67									
5	H	Ohio St.	70 80	75	A	Nebraska	57 73									
82	A	Minnesota	77 82	82	H	Minnesota	75 106									
131	H	Penn St.	56 65	50	A	Purdue	65 69									

Non-Div I Games:

Illinois

■ Loss,
 ■ Non-Conf,
 ■ S Site,
 ■ H Home
 ■ A Away
 N Neutral

Average RPI Win: 299	WON-LOST	WINNING	LAST 10	STRENGTH OF	OPP. STRENGTH	TEAM	ADJ.	CONF.	ADJ CONF.
Average RPI Loss: 167	RECORD	PCT. RANK	GAMES	SCHEDULE	OF SCHEDULE	RPI	RPI	RPI	RPI
DIV. I ONLY	6- 16	283	4- 6	275	225	309	309	21	21
DIV. I NON-CONF.	2- 9	296	0- 1	288	262	340	340	17	17
TOTALS	RPI 1-25	RPI 26-50	W-L RECORDS	RPI 51-100	RPI 101-150	RPI 150+			
6- 16	0- 1	0- 0	OVERALL	0- 3	0- 3	6- 9			
5- 6	0- 0	0- 0	HOME	0- 2	0- 0	5- 4			
1- 8	0- 1	0- 0	AWAY	0- 1	0- 3	1- 3			
0- 2	0- 0	0- 0	NEUTRAL	0- 0	0- 0	0- 2			
2- 9	0- 1	0- 0	NON-CONFERENCE	0- 0	0- 1	2- 7			
2- 3	0- 0	0- 0	HOME	0- 0	0- 0	2- 3			
0- 4	0- 1	0- 0	AWAY	0- 0	0- 1	0- 2			
0- 2	0- 0	0- 0	NEUTRAL	0- 0	0- 0	0- 2			
4- 7	0- 0	0- 0	CONFERENCE	0- 3	0- 2	4- 2			
3- 3	0- 0	0- 0	HOME	0- 2	0- 0	3- 1			
1- 4	0- 0	0- 0	AWAY	0- 1	0- 2	1- 1			
0- 0	0- 0	0- 0	NEUTRAL	0- 0	0- 0	0- 0			

RPI 1-25				RPI 26-50				RPI 51-100				RPI 101+ Team's RPI: 309			
RPI	S	Opponent	Score	RPI	S	Opponent	Score	RPI	S	Opponent	Score	RPI	S	Opponent	Score
16	A	DePaul	41 89					84	H	Missouri St.	51 73	122	A	UNI	51 65
								99	A	Drake	41 76	135	A	Yale	47 60
								99	H	Drake	58 98	139	A	Southern Ill.	71 76
												153	H	Loyola Chicago	41 57
												171	H	SIUE	57 65
												201	H	Ill.-Chicago	65 74
												224	A	UTSA	51 77
												225	H	Western Ill.	64 79
												238	A	Bowling Green	52 70
												244	N	Northern Ill.	59 68
												249	A	Indiana St.	56 63
												249	H	Indiana St.	73 62
												265	N	Omaha	56 60
												276	H	Murray St.	81 76
												304	H	Wichita St.	70 49
												305	H	Bradley	54 49
												319	A	Evansville	64 57
												338	H	Chicago St.	57 53
LAST 12 Division I GAMES:															
99	H	Drake	58 98	99	A	Drake	41 76								
249	H	Indiana St.	73 62	122	A	UNI	51 65								
139	A	Southern Ill.	71 76	249	A	Indiana St.	56 63								
319	A	Evansville	64 57	304	H	Wichita St.	70 49								
153	H	Loyola Chicago	41 57	84	H	Missouri St.	51 73								
305	H	Bradley	54 49	225	H	Western Ill.	64 79								

Non-Div I Games:

Illinois St.

Average RPI Win:	262	WON-LOST	WINNING	LAST 10	STRENGTH OF	OPP. STRENGTH	TEAM	ADJ.	CONF.	ADJ CONF.
Average RPI Loss:	200	RECORD	PCT. RANK	GAMES	SCHEDULE	OF SCHEDULE	RPI	RPI	RPI	RPI
DIV. I ONLY	3- 15	321	3- 7	297	264	322	322	27	27	
DIV. I NON-CONF.	0- 7	338	0- 1	176	162	328	328	26	26	
TOTALS	RPI 1-25	RPI 26-50	W-L RECORDS	RPI 51-100	RPI 101-150	RPI 150+				
3- 15	0- 0	0- 1	OVERALL	0- 2	0- 2	3- 10				
0- 8	0- 0	0- 0	HOME	0- 1	0- 1	0- 6				
3- 7	0- 0	0- 1	AWAY	0- 1	0- 1	3- 4				
0- 0	0- 0	0- 0	NEUTRAL	0- 0	0- 0	0- 0				
0- 7	0- 0	0- 1	NON-CONFERENCE	0- 1	0- 1	0- 4				
0- 3	0- 0	0- 0	HOME	0- 0	0- 0	0- 3				
0- 4	0- 0	0- 1	AWAY	0- 1	0- 1	0- 1				
0- 0	0- 0	0- 0	NEUTRAL	0- 0	0- 0	0- 0				
3- 8	0- 0	0- 0	CONFERENCE	0- 1	0- 1	3- 6				
0- 5	0- 0	0- 0	HOME	0- 1	0- 1	0- 3				
3- 3	0- 0	0- 0	AWAY	0- 0	0- 0	3- 3				
0- 0	0- 0	0- 0	NEUTRAL	0- 0	0- 0	0- 0				

RPI 1-25				RPI 26-50				RPI 51-100				RPI 101+				Team's RPI: 322
RPI	S	Opponent	Score	RPI	S	Opponent	Score	RPI	S	Opponent	Score	RPI	S	Opponent	Score	
				50	A	Purdue	27 95	51	A	Colorado St.	37 60	133	A	Texas Tech	55 70	
								64	H	Abilene Christian	71 86	134	H	Northwestern St.	48 53	
												169	A	McNeese St.	68 55	
												185	A	UTRGV	47 60	
												185	H	UTRGV	50 68	
												212	H	North Texas	55 62	
												237	A	Stephen F. Austin	62 74	
												239	H	Sam Houston St.	60 65	
												255	H	Houston	51 67	
												280	A	Lamar	49 59	
												306	A	Southeastern La.	70 66	
												311	A	Nicholls St.	63 61	
												311	H	Nicholls St.	64 66	
												321	H	A&M-Corpus Christi	56 57	
												340	A	New Orleans	49 55	
LAST 12 Division I GAMES:																
				237	A	Stephen F. Austin	62 74	169	A	McNeese St.	68 55					
				280	A	Lamar	49 59	306	A	Southeastern La.	70 66					
				311	A	Nicholls St.	63 61	134	H	Northwestern St.	48 53					
				311	H	Nicholls St.	64 66	340	A	New Orleans	49 55					
				321	H	A&M-Corpus Christi	56 57	239	H	Sam Houston St.	60 65					
				64	H	Abilene Christian	71 86	212	H	North Texas	55 62					

Non-Div I Games: LSU-Alexandria 96 59 Howard Payne 78 65 Sul Ross St. 54 35 Trinity (TX) 55 61 Incarnate Word

Indiana

Through Games Of Feb. 12, 2016

Average RPI Win:	138	WON-LOST	WINNING	LAST 10	STRENGTH OF	OPP. STRENGTH	TEAM	ADJ.	CONF.	ADJ CONF.
Average RPI Loss:	46	RECORD	PCT. RANK	GAMES	SCHEDULE	OF SCHEDULE	RPI	RPI	RPI	RPI
DIV. I ONLY	16- 9	95	7- 3	41	18	43	43	4	4	
DIV. I NON-CONF.	8- 4	100	0- 0	80	66	71	71	4	4	
TOTALS	RPI 1-25	RPI 26-50	W-L RECORDS	RPI 51-100	RPI 101-150	RPI 150+				
16- 9	0- 3	2- 4	OVERALL	6- 1	2- 1	6- 0				
11- 0	0- 0	2- 0	HOME	5- 0	2- 0	2- 0				
4- 6	0- 3	0- 1	AWAY	1- 1	0- 1	3- 0				
1- 3	0- 0	0- 3	NEUTRAL	0- 0	0- 0	1- 0				
8- 4	0- 1	0- 3	NON-CONFERENCE	2- 0	2- 0	4- 0				
5- 0	0- 0	0- 0	HOME	2- 0	2- 0	1- 0				
2- 1	0- 1	0- 0	AWAY	0- 0	0- 0	2- 0				
1- 3	0- 0	0- 3	NEUTRAL	0- 0	0- 0	1- 0				
8- 5	0- 2	2- 1	CONFERENCE	4- 1	0- 1	2- 0				
6- 0	0- 0	2- 0	HOME	3- 0	0- 0	1- 0				
2- 5	0- 2	0- 1	AWAY	1- 1	0- 1	1- 0				
0- 0	0- 0	0- 0	NEUTRAL	0- 0	0- 0	0- 0				

RPI 1-25				RPI 26-50				Team's RPI: 43	RPI 51-100				RPI 101+			
RPI	S	Opponent	Score	RPI	S	Opponent	Score		RPI	S	Opponent	Score	RPI	S	Opponent	Score
5	A	Ohio St.	70 97	26	H	Michigan St.	81 65		53	H	Iowa	79 74	121	H	Samford	65 56
11	A	Maryland	63 86	32	N	Ohio	56 63		59	H	Chattanooga	54 43	135	H	Yale	76 60
16	A	DePaul	69 84	33	N	Miami (FL)	75 89		75	H	Nebraska	59 47	148	A	Wisconsin	69 73
				34	N	West Virginia	64 75		78	H	Michigan	77 69	161	A	Illinois	80 68
				42	H	Rutgers	64 48		80	H	Georgia Tech	69 60	161	H	Illinois	68 66
				50	A	Purdue	53 63		82	A	Minnesota	76 78	249	A	Indiana St.	53 50
									90	A	Northwestern	91 84	267	H	Tennessee St.	88 56
													281	N	Austin Peay	90 58
													332	A	IPFW	79 72
LAST 12 Division I GAMES:																
161	A	Illinois	80 68	161	H	Illinois	68 66		82	A	Minnesota	76 78				
75	H	Nebraska	59 47	82	A	Michigan St.	81 65		26	H	Purdue	53 63				
53	H	Iowa	79 74	50	A	Ohio St.	70 97		5	A	Michigan	77 69				
11	A	Maryland	63 86													
42	H	Rutgers	64 48													
90	A	Northwestern	91 84													

Non-Div I Games:

Indiana

■ Loss,
■ Non-Conf,
■ S Site,
■ H Home
■ A Away
N Neutral

Average RPI Win:	269	WON-LOST	WINNING	LAST 10	STRENGTH OF	OPP. STRENGTH	TEAM	ADJ.	CONF.	ADJ CONF.
Average RPI Loss:	140	RECORD	PCT. RANK	GAMES	SCHEDULE	OF SCHEDULE	RPI	RPI	RPI	RPI
DIV. I ONLY	9- 13	222	4- 6	252	220	249	249	21	21	
DIV. I NON-CONF.	4- 7	222	1- 0	211	258	240	240	17	17	
TOTALS	RPI 1-25	RPI 26-50	W-L RECORDS	RPI 51-100	RPI 101-150	RPI 150+				
9- 13	0- 0	0- 1	OVERALL	0- 4	0- 5	9- 3				
6- 5	0- 0	0- 1	HOME	0- 2	0- 1	6- 1				
3- 7	0- 0	0- 0	AWAY	0- 2	0- 4	3- 1				
0- 1	0- 0	0- 0	NEUTRAL	0- 0	0- 0	0- 1				
4- 7	0- 0	0- 1	NON-CONFERENCE	0- 2	0- 2	4- 2				
2- 3	0- 0	0- 1	HOME	0- 1	0- 0	2- 1				
2- 3	0- 0	0- 0	AWAY	0- 1	0- 2	2- 0				
0- 1	0- 0	0- 0	NEUTRAL	0- 0	0- 0	0- 1				
5- 6	0- 0	0- 0	CONFERENCE	0- 2	0- 3	5- 1				
4- 2	0- 0	0- 0	HOME	0- 1	0- 1	4- 0				
1- 4	0- 0	0- 0	AWAY	0- 1	0- 2	1- 1				
0- 0	0- 0	0- 0	NEUTRAL	0- 0	0- 0	0- 0				

RPI S	Opponent	Score	RPI S	Opponent	Score	RPI S	Opponent	Score	RPI S	Opponent	Score	Team's RPI: 249
43	H Indiana	50 53	69	A Central Mich.	65 85	114	A IUPUI	43 68				
			76	H Saint Louis	52 62	122	A UNI	42 53				
			84	H Missouri St.	51 59	122	H UNI	45 61				
			99	A Drake	55 80	139	A Southern Ill.	64 76				
						145	A Northern Ky.	67 73				
						153	H Loyola Chicago	62 48				
						183	A Tulsa	67 63				
						198	H Butler	70 63				
						237	N Stephen F. Austin	62 71				
						265	H Omaha	50 51				
						304	H Wichita St.	59 33				
						305	H Bradley	59 37				
						309	A Illinois St.	62 73				
						309	H Illinois St.	63 56				
						310	A UMKC	77 47				
						319	A Evansville	59 44				
						336	H Eastern Ill.	60 42				
LAST 12 Division I GAMES:												
122	H UNI	45 61	122	A UNI	42 53							
309	A Illinois St.	62 73	99	A Drake	55 80							
319	A Evansville	59 44	309	H Illinois St.	63 56							
139	A Southern Ill.	64 76	84	H Missouri St.	51 59							
305	H Bradley	59 37	304	H Wichita St.	59 33							
153	H Loyola Chicago	62 48	198	H Butler	70 63							

Non-Div I Games:

Indiana St.

Average RPI Win: 240	WON-LOST	WINNING	LAST 10	STRENGTH OF	OPP. STRENGTH	TEAM	ADJ.	CONF.	ADJ CONF.
Average RPI Loss: 110	RECORD	PCT. RANK	GAMES	SCHEDULE	OF SCHEDULE	RPI	RPI	RPI	RPI
DIV. I ONLY	17- 10	103	7- 3	204	180	112	112	23	23
DIV. I NON-CONF.	4- 7	222	0- 0	82	33	155	155	24	24
TOTALS	RPI 1-25	RPI 26-50	W-L RECORDS	RPI 51-100	RPI 101-150	RPI 150+			
17- 10	0- 0	0- 3	OVERALL	1- 1	1- 4	15- 2			
8- 1	0- 0	0- 0	HOME	0- 1	1- 0	7- 0			
8- 7	0- 0	0- 2	AWAY	1- 0	0- 3	7- 2			
1- 2	0- 0	0- 1	NEUTRAL	0- 0	0- 1	1- 0			
4- 7	0- 0	0- 3	NON-CONFERENCE	1- 1	1- 3	2- 0			
2- 1	0- 0	0- 0	HOME	0- 1	1- 0	1- 0			
1- 4	0- 0	0- 2	AWAY	1- 0	0- 2	0- 0			
1- 2	0- 0	0- 1	NEUTRAL	0- 0	0- 1	1- 0			
13- 3	0- 0	0- 0	CONFERENCE	0- 0	0- 1	13- 2			
6- 0	0- 0	0- 0	HOME	0- 0	0- 0	6- 0			
7- 3	0- 0	0- 0	AWAY	0- 0	0- 1	7- 2			
0- 0	0- 0	0- 0	NEUTRAL	0- 0	0- 0	0- 0			

RPI S	Opponent	Score	RPI S	Opponent	Score	RPI S	Opponent	Score	RPI S	Opponent	Score	Team's RPI: 112
35	A George Washington	65 70	94	A Saint Joseph's	81 75	104	A North Carolina	52 64				
36	N Southern California	56 76	98	H VCU	58 74	109	A Quinnipiac	61 62				
42	A Rutgers	33 58				125	A Stony Brook	53 58				
						135	N Yale	48 63				
						143	H ETSU	56 50				
						180	A Marist	61 62				
						180	H Marist	69 49				
						212	H North Texas	62 51				
						214	A Siena	64 51				
						217	A Canisius	79 76				
						217	H Canisius	79 56				
						218	A Fairfield	56 46				
						232	A Manhattan	56 63				
						232	H Manhattan	67 56				
						270	A Monmouth	64 49				
						270	H Monmouth	68 56				
						290	A Niagara	73 52				
						290	H Niagara	73 46				
						292	A Rider	67 48				
						292	H Rider	59 46				
						315	N Fairleigh Dickinson	77 54				
						333	A Saint Peter's	65 51				
LAST 12 Division I GAMES:												
109	A Quinnipiac	61 62	270	A Monmouth	64 49							
214	A Siena	64 51	290	H Niagara	73 46							
292	A Rider	67 48	232	A Manhattan	56 63							
270	H Monmouth	68 56	180	A Marist	61 62							
217	A Canisius	79 76	217	H Canisius	79 56							
290	A Niagara	73 52	180	H Marist	69 49							

Non-Div I Games:

Iona

■ Loss,
 ■ Non-Conf,
 ■ S Site,
 ■ H Home
 ■ A Away
 N Neutral

Average RPI Win:	135	WON-LOST	WINNING	LAST 10	STRENGTH OF	OPP. STRENGTH	TEAM	ADJ.	CONF.	ADJ CONF.
Average RPI Loss:	50	RECORD	PCT. RANK	GAMES	SCHEDULE	OF SCHEDULE	RPI	RPI	RPI	RPI
DIV. I ONLY	15- 10	113	3- 7	25	44	53	53	4	4	
DIV. I NON-CONF.	10- 2	33	0- 0	50	168	21	21	4	4	
TOTALS	RPI 1-25	RPI 26-50	W-L RECORDS	RPI 51-100	RPI 101-150	RPI 150+				
15- 10	0- 2	1- 5	OVERALL	5- 2	5- 1	4- 0				
8- 4	0- 2	1- 1	HOME	3- 0	1- 1	3- 0				
5- 5	0- 0	0- 3	AWAY	2- 2	3- 0	0- 0				
2- 1	0- 0	0- 1	NEUTRAL	0- 0	1- 0	1- 0				
10- 2	0- 0	0- 1	NON-CONFERENCE	2- 1	4- 0	4- 0				
6- 0	0- 0	0- 0	HOME	2- 0	1- 0	3- 0				
2- 1	0- 0	0- 0	AWAY	0- 1	2- 0	0- 0				
2- 1	0- 0	0- 1	NEUTRAL	0- 0	1- 0	1- 0				
5- 8	0- 2	1- 4	CONFERENCE	3- 1	1- 1	0- 0				
2- 4	0- 2	1- 1	HOME	1- 0	0- 1	0- 0				
3- 4	0- 0	0- 3	AWAY	2- 1	1- 0	0- 0				
0- 0	0- 0	0- 0	NEUTRAL	0- 0	0- 0	0- 0				

RPI 1-25				RPI 26-50				RPI 51-100				Team's RPI: 53	RPI 101+			
RPI	S	Opponent	Score	RPI	S	Opponent	Score	RPI	S	Opponent	Score		RPI	S	Opponent	Score
5	H	Ohio St.	81 98	26	A	Michigan St.	73 80	75	A	Nebraska	74 68		101	A	Virginia	85 73
11	H	Maryland	56 76	26	H	Michigan St.	69 74	78	A	Michigan	75 82		102	N	Wright St.	83 77
				35	N	George Washington	77 81	78	H	Michigan	85 69		117	H	North Dakota	83 61
				42	H	Rutgers	69 65	87	H	UT Martin	62 56		122	A	UNI	80 65
				43	A	Indiana	74 79	90	A	Northwestern	79 64		131	H	Penn St.	69 82
				50	A	Purdue	73 90	96	A	Iowa St.	66 69		148	A	Wisconsin	57 54
								99	H	Drake	89 76		186	H	Robert Morris	69 50
													225	H	Western Ill.	96 81
													255	N	Houston	64 50
													305	H	Bradley	60 53
LAST 12 Division I GAMES:																
5	H	Ohio St.	81 98	131	H	Penn St.	69 82									
26	H	Michigan St.	69 74	26	A	Michigan St.	73 80									
43	A	Indiana	74 79	148	A	Wisconsin	57 54									
90	A	Northwestern	79 64	11	H	Maryland	56 76									
78	H	Michigan	85 69	78	A	Michigan	75 82									
50	A	Purdue	73 90	42	H	Rutgers	69 65									

Non-Div I Games:

Iowa

■ Loss,
■ Non-Conf,
■ S Site,
■ H Home
■ A Away
N Neutral

Average RPI Win:	174	WON-LOST	WINNING	LAST 10	STRENGTH OF	OPP. STRENGTH	TEAM	ADJ.	CONF.	ADJ CONF.
Average RPI Loss:	57	RECORD	PCT. RANK	GAMES	SCHEDULE	OF SCHEDULE	RPI	RPI	RPI	RPI
DIV. I ONLY	12- 11	159	2- 8	51	35	96	96	3	3	
DIV. I NON-CONF.	8- 3	77	0- 0	217	146	114	114	3	3	
TOTALS	RPI 1-25	RPI 26-50	W-L RECORDS	RPI 51-100	RPI 101-150	RPI 150+				
12- 11	1- 4	1- 3	OVERALL	1- 2	1- 2	8- 0				
8- 4	1- 2	0- 1	HOME	1- 1	0- 0	6- 0				
3- 5	0- 2	1- 1	AWAY	0- 1	1- 1	1- 0				
1- 2	0- 0	0- 1	NEUTRAL	0- 0	0- 1	1- 0				
8- 3	0- 0	0- 1	NON-CONFERENCE	1- 1	1- 1	6- 0				
6- 0	0- 0	0- 0	HOME	1- 0	0- 0	5- 0				
1- 1	0- 0	0- 0	AWAY	0- 1	1- 0	0- 0				
1- 2	0- 0	0- 1	NEUTRAL	0- 0	0- 1	1- 0				
4- 8	1- 4	1- 2	CONFERENCE	0- 1	0- 1	2- 0				
2- 4	1- 2	0- 1	HOME	0- 1	0- 0	1- 0				
2- 4	0- 2	1- 1	AWAY	0- 0	0- 1	1- 0				
0- 0	0- 0	0- 0	NEUTRAL	0- 0	0- 0	0- 0				

RPI	S	Opponent	Score	RPI	S	Opponent	Score	RPI	S	Opponent	Score	RPI	S	Opponent	Score
4	H	Baylor	61 77	31	H	Oklahoma	71 77	53	H	Iowa	69 66	122	A	UNI	84 75
7	A	Texas	54 75	34	A	West Virginia	47 57	95	H	TCU	62 72	133	A	Texas Tech	66 69
7	H	Texas	49 65	46	A	Kansas St.	84 79	99	A	Drake	70 74	147	N	Idaho	65 97
17	A	Oklahoma St.	76 79	48	N	Duke	48 86					165	H	Hampton	95 59
17	H	Oklahoma St.	49 42									178	H	Southern U.	86 46
												192	A	Kansas	63 53
												192	H	Kansas	65 49
												202	N	Texas St.	83 61
												268	H	Northern Ariz.	79 63
												320	H	Alcorn	91 41
												334	H	Ark.-Pine Bluff	70 41
LAST 12 Division I GAMES:															
34	A	West Virginia	47 57	17	A	Oklahoma St.	76 79								
7	H	Texas	49 65	133	A	Texas Tech	66 69								
192	A	Kansas	63 53	192	H	Kansas	65 49								
31	H	Oklahoma	71 77	7	A	Texas	54 75								
95	H	TCU	62 72	17	H	Oklahoma St.	49 42								
4	H	Baylor	61 77	46	A	Kansas St.	84 79								

Non-Div I Games:

Iowa St.

Average RPI Win:	317	WON-LOST	WINNING	LAST 10	STRENGTH OF	OPP. STRENGTH	TEAM	ADJ.	CONF.	ADJ CONF.
Average RPI Loss:	213	RECORD	PCT. RANK	GAMES	SCHEDULE	OF SCHEDULE	RPI	RPI	RPI	RPI
DIV. I ONLY	8- 11	215	4- 6	348	330	328	328	32	32	
DIV. I NON-CONF.	3- 5	218	1- 0	338	223	310	310	31	31	
TOTALS	RPI 1-25	RPI 26-50	W-L RECORDS	RPI 51-100	RPI 101-150	RPI 150+				
8- 11	0- 1	0- 0	OVERALL	0- 1	0- 1	8- 8				
5- 5	0- 0	0- 0	HOME	0- 0	0- 0	5- 5				
3- 6	0- 1	0- 0	AWAY	0- 1	0- 1	3- 3				
0- 0	0- 0	0- 0	NEUTRAL	0- 0	0- 0	0- 0				
3- 5	0- 1	0- 0	NON-CONFERENCE	0- 1	0- 1	3- 2				
2- 1	0- 0	0- 0	HOME	0- 0	0- 0	2- 1				
1- 4	0- 1	0- 0	AWAY	0- 1	0- 1	1- 1				
0- 0	0- 0	0- 0	NEUTRAL	0- 0	0- 0	0- 0				
5- 6	0- 0	0- 0	CONFERENCE	0- 0	0- 0	5- 6				
3- 4	0- 0	0- 0	HOME	0- 0	0- 0	3- 4				
2- 2	0- 0	0- 0	AWAY	0- 0	0- 0	2- 2				
0- 0	0- 0	0- 0	NEUTRAL	0- 0	0- 0	0- 0				

RPI S	Opponent	Score	RPI S	Opponent	Score	RPI S	Opponent	Score	RPI S	Opponent	Score	Team's RPI: 328
22	A Kentucky	24 92				83	A Tulane	49 92	134	A Northwestern St.	54 59	
									178	A Southern U.	57 84	
									178	H Southern U.	57 66	
									231	H Grambling	58 79	
									233	H Texas Southern	36 62	
									272	H Prairie View	52 62	
									275	H Jacksonville St.	71 65	
									284	H Alabama St.	70 69	
									306	A Southeastern La.	79 72	
									320	A Alcorn	73 66	
									320	H Alcorn	79 65	
									334	A Ark.-Pine Bluff	66 71	
									335	H Lipscomb	53 52	
									338	H Chicago St.	59 76	
									340	A New Orleans	68 85	
									345	H Alabama A&M	59 58	
									348	A Mississippi Val.	72 46	
LAST 12 Division I GAMES:												
178	H	Southern U.	57	66	233	H	Texas Southern	36	62			
320	H	Alcorn	79	65	178	A	Southern U.	57	84			
334	A	Ark.-Pine Bluff	66	71	320	A	Alcorn	73	66			
348	A	Mississippi Val.	72	46	345	H	Alabama A&M	59	58			
231	H	Grambling	58	79	284	H	Alabama St.	70	69			
272	H	Prairie View	52	62	335	H	Lipscomb	53	52			

Non-Div I Games: Fisk 78 58 Blue Mountain 74 52 Mobile 100 57

Jackson St.

Loss, Non-Conf, S Site, H Home A Away N Neutral

Jacksonville

Through Games Of Feb. 12, 2016

Average RPI Win:	280	WON-LOST	WINNING	LAST 10	STRENGTH OF	OPP. STRENGTH	TEAM	ADJ.	CONF.	ADJ CONF.
Average RPI Loss:	114	RECORD	PCT. RANK	GAMES	SCHEDULE	OF SCHEDULE	RPI	RPI	RPI	RPI
DIV. I ONLY	12- 10	144	7- 3	220	258	166	166	29	29	
DIV. I NON-CONF.	6- 7	176	2- 1	244	226	197	197	27	27	
TOTALS	RPI 1-25	RPI 26-50	W-L RECORDS	RPI 51-100	RPI 101-150	RPI 150+				
12- 10	0- 2	0- 1	OVERALL	0- 2	0- 2	12- 3				
7- 1	0- 0	0- 0	HOME	0- 1	0- 0	7- 0				
4- 8	0- 1	0- 1	AWAY	0- 0	0- 1	4- 0				
1- 1	0- 0	0- 0	NEUTRAL	0- 0	0- 0	1- 1				
6- 7	0- 2	0- 1	NON-CONFERENCE	0- 0	0- 2	6- 2				
4- 0	0- 0	0- 0	HOME	0- 0	0- 0	4- 0				
1- 6	0- 2	0- 1	AWAY	0- 0	0- 2	1- 1				
1- 1	0- 0	0- 0	NEUTRAL	0- 0	0- 0	1- 1				
6- 3	0- 0	0- 0	CONFERENCE	0- 2	0- 0	6- 1				
3- 1	0- 0	0- 0	HOME	0- 1	0- 0	3- 0				
3- 2	0- 0	0- 0	AWAY	0- 1	0- 0	3- 1				
0- 0	0- 0	0- 0	NEUTRAL	0- 0	0- 0	0- 0				

RPI 1-25				RPI 26-50				RPI 51-100				RPI 101+ Team's RPI: 166			
RPI	S	Opponent	Score	RPI	S	Opponent	Score	RPI	S	Opponent	Score	RPI	S	Opponent	Score
13	A	Florida St.	60 77	41	A	South Fla.	52 74	63	A	FGCU	39 58	123	A	Wake Forest	51 57
23	A	Syracuse	49 65					63	H	FGCU	55 59	142	A	UT Arlington	54 56
												178	A	Stetson	61 66
												178	H	Stetson	69 49
												227	A	USC Upstate	49 43
												238	N	Bowling Green	69 72
												253	A	Bethune-Cookman	63 53
												254	N	Dartmouth	51 44
												257	A	UNCW	49 51
												276	H	Murray St.	79 54
												291	H	Kennesaw St.	78 63
												296	H	Savannah St.	65 52
												297	H	FIU	80 44
												301	A	North Florida	73 39
												314	H	South Carolina St.	79 47
												335	H	Lipscomb	81 51
												343	A	NJIT	65 36
LAST 12 Division I GAMES:															
				63	H	FGCU	55 59	291	H	Kennesaw St.	78 63				
				178	A	Stetson	61 66	335	H	Lipscomb	81 51				
				63	A	FGCU	39 58	301	A	North Florida	73 39				
				178	H	Stetson	69 49	296	H	Savannah St.	65 52				
				343	A	NJIT	65 36	314	H	South Carolina St.	79 47				
				227	A	USC Upstate	49 43	13	A	Florida St.	60 77				

Non-Div I Games: Edward Waters 90 51 Thomas (GA) 88 50

Jacksonville

Loss, Non-Conf, S Site, H Home A Away N Neutral

Average RPI Win:	286	WON-LOST	WINNING	LAST 10	STRENGTH OF	OPP. STRENGTH	TEAM	ADJ.	CONF.	ADJ CONF.
Average RPI Loss:	183	RECORD	PCT. RANK	GAMES	SCHEDULE	OF SCHEDULE	RPI	RPI	RPI	RPI
DIV. I ONLY	9- 14	234	4- 6	304	300	275	275	24	24	
DIV. I NON-CONF.	4- 7	222	0- 0	295	331	277	277	23	23	
TOTALS	RPI 1-25	RPI 26-50	W-L RECORDS	RPI 51-100	RPI 101-150	RPI 150+				
9- 14	0- 0	0- 1	OVERALL	0- 1	0- 5	9- 7				
6- 4	0- 0	0- 0	HOME	0- 1	0- 2	6- 1				
3- 10	0- 0	0- 1	AWAY	0- 0	0- 3	3- 6				
0- 0	0- 0	0- 0	NEUTRAL	0- 0	0- 0	0- 0				
4- 7	0- 0	0- 1	NON-CONFERENCE	0- 0	0- 3	4- 3				
3- 1	0- 0	0- 0	HOME	0- 0	0- 1	3- 0				
1- 6	0- 0	0- 1	AWAY	0- 0	0- 2	1- 3				
0- 0	0- 0	0- 0	NEUTRAL	0- 0	0- 0	0- 0				
5- 7	0- 0	0- 0	CONFERENCE	0- 1	0- 2	5- 4				
3- 3	0- 0	0- 0	HOME	0- 1	0- 1	3- 1				
2- 4	0- 0	0- 0	AWAY	0- 0	0- 1	2- 3				
0- 0	0- 0	0- 0	NEUTRAL	0- 0	0- 0	0- 0				

RPI 1-25			RPI 26-50			RPI 51-100			RPI 101+ Team's RPI: 275		
RPI	S	Opponent	Score	RPI	S	Opponent	Score	RPI	S	Opponent	Score
				50	A	Purdue	48 67	87	H	UT Martin	53 63
								107	A	Belmont	42 56
								107	H	Belmont	32 44
								116	A	Memphis	55 70
								121	H	Samford	39 50
								126	A	Mercer	39 46
								171	H	SIUE	57 62
								196	A	Southeast Mo. St.	47 61
								207	A	Eastern Ky.	56 54
								267	H	Tennessee St.	69 55
								271	A	Ga. Southern	56 60
								274	H	Tennessee Tech	55 46
								276	A	Murray St.	74 71
								281	A	Austin Peay	59 61
								291	H	Kennesaw St.	61 52
								293	A	Morehead St.	63 67
								296	H	Savannah St.	50 35
								302	A	Wofford	54 66
								311	A	Nicholls St.	63 49
								320	H	Alcorn	67 65
								328	A	Jackson St.	65 71
								336	H	Eastern Ill.	60 52
LAST 12 Division I GAMES:											
107	A	Belmont	42 56	87	H	UT Martin	53 63				
274	H	Tennessee Tech	55 46	196	A	Southeast Mo. St.	47 61				
267	H	Tennessee St.	69 55	276	A	Murray St.	74 71				
207	A	Eastern Ky.	56 54	281	A	Austin Peay	59 61				
293	A	Morehead St.	63 67	336	H	Eastern Ill.	60 52				
107	H	Belmont	32 44	171	H	SIUE	57 62				

Non-Div I Games: Tuskegee 74 47

Jacksonville St.

■ Loss,
 ■ Non-Conf,
 ■ S Site,
 ■ Home
 ■ A Away
 N Neutral

Average RPI Win:	180	WON-LOST	WINNING	LAST 10	STRENGTH OF	OPP. STRENGTH	TEAM	ADJ.	CONF.	ADJ CONF.
Average RPI Loss:	55	RECORD	PCT. RANK	GAMES	SCHEDULE	OF SCHEDULE	RPI	RPI	RPI	RPI
DIV. I ONLY	17- 5	39	10- 0	98	90	47	47	13	13	
DIV. I NON-CONF.	7- 4	110	1- 0	81	45	73	73	12	12	
TOTALS	RPI 1-25	RPI 26-50	W-L RECORDS	RPI 51-100	RPI 101-150	RPI 150+				
17- 5	0- 3	0- 1	OVERALL	4- 0	1- 0	12- 1				
10- 0	0- 0	0- 0	HOME	1- 0	1- 0	8- 0				
7- 3	0- 2	0- 0	AWAY	3- 0	0- 0	4- 1				
0- 2	0- 1	0- 1	NEUTRAL	0- 0	0- 0	0- 0				
7- 4	0- 3	0- 1	NON-CONFERENCE	0- 0	1- 0	6- 0				
5- 0	0- 0	0- 0	HOME	0- 0	1- 0	4- 0				
2- 2	0- 2	0- 0	AWAY	0- 0	0- 0	2- 0				
0- 2	0- 1	0- 1	NEUTRAL	0- 0	0- 0	0- 0				
10- 1	0- 0	0- 0	CONFERENCE	4- 0	0- 0	6- 1				
5- 0	0- 0	0- 0	HOME	1- 0	0- 0	4- 0				
5- 1	0- 0	0- 0	AWAY	3- 0	0- 0	2- 1				
0- 0	0- 0	0- 0	NEUTRAL	0- 0	0- 0	0- 0				

RPI 1-25				RPI 26-50				Team's RPI: 47				RPI 51-100				RPI 101+			
RPI	S	Opponent	Score	RPI	S	Opponent	Score	RPI	S	Opponent	Score	RPI	S	Opponent	Score	RPI	S	Opponent	Score
4	N	Baylor	63 77	34	N	West Virginia	62 69	67	A	Hofstra	71 54	103	H	Liberty	72 56				
10	A	UCLA	61 90					73	A	Elon	81 76	158	H	Davidson	87 45				
25	A	St. Bonaventure	45 56					85	A	Drexel	59 55	165	A	Hampton	68 56				
								85	H	Drexel	67 56	189	H	Delaware	75 55				
												190	H	Col. of Charleston	83 61				
												193	A	Northeastern	61 52				
												193	H	Northeastern	85 62				
												200	A	William & Mary	59 65				
												213	H	Morgan St.	92 31				
												222	A	Richmond	73 47				
												257	H	UNCW	60 40				
												263	H	American	74 45				
												286	A	Towson	64 57				
												312	H	Longwood	88 30				
LAST 12 Division I GAMES:																			
				85	A	Drexel	59 55					193	H	Northeastern	85 62				
				193	A	Northeastern	61 52					85	H	Drexel	67 56				
				67	A	Hofstra	71 54					73	A	Elon	81 76				
				257	H	UNCW	60 40					190	H	Col. of Charleston	83 61				
				189	H	Delaware	75 55					200	A	William & Mary	59 65				
				286	A	Towson	64 57					158	H	Davidson	87 45				

Non-Div I Games:

James Madison

Kansas

Through Games Of Feb. 12, 2016

Average RPI Win:	192	WON-LOST	WINNING	LAST 10	STRENGTH OF	OPP. STRENGTH	TEAM	ADJ.	CONF.	ADJ CONF.
Average RPI Loss:	75	RECORD	PCT. RANK	GAMES	SCHEDULE	OF SCHEDULE	RPI	RPI	RPI	RPI
DIV. I ONLY	5- 18	301	0- 10	14	57	192	192	3	3	
DIV. I NON-CONF.	5- 6	180	0- 0	183	194	231	231	3	3	
TOTALS	RPI 1-25	RPI 26-50	W-L RECORDS	RPI 51-100	RPI 101-150	RPI 150+				
5- 18	0- 5	0- 5	OVERALL	0- 3	2- 3	3- 2				
4- 10	0- 3	0- 3	HOME	0- 2	2- 1	2- 1				
0- 8	0- 2	0- 2	AWAY	0- 1	0- 2	0- 1				
1- 0	0- 0	0- 0	NEUTRAL	0- 0	0- 0	1- 0				
5- 6	0- 0	0- 1	NON-CONFERENCE	0- 1	2- 2	3- 2				
4- 4	0- 0	0- 1	HOME	0- 1	2- 1	2- 1				
0- 2	0- 0	0- 0	AWAY	0- 0	0- 1	0- 1				
1- 0	0- 0	0- 0	NEUTRAL	0- 0	0- 0	1- 0				
0- 12	0- 5	0- 4	CONFERENCE	0- 2	0- 1	0- 0				
0- 6	0- 3	0- 2	HOME	0- 1	0- 0	0- 0				
0- 6	0- 2	0- 2	AWAY	0- 1	0- 1	0- 0				
0- 0	0- 0	0- 0	NEUTRAL	0- 0	0- 0	0- 0				

RPI	S	Opponent	Score	RPI	S	Opponent	Score	RPI	S	Opponent	Score	RPI	S	Opponent	Score	Team's RPI: 192
4	A	Baylor	49 81	31	A	Oklahoma	44 67	68	H	Washington St.	53 66	106	A	Arizona	52 67	
4	H	Baylor	40 58	34	A	West Virginia	35 72	96	A	Iowa St.	49 65	116	H	Memphis	72 63	
7	A	Texas	46 70	34	H	West Virginia	45 65	96	H	Iowa St.	53 63	120	H	Creighton	67 54	
7	H	Texas	38 75	45	H	St. John's (NY)	71 86					133	A	Texas Tech	44 54	
17	H	Oklahoma St.	46 74	46	H	Kansas St.	46 59					149	H	Oral Roberts	63 70	
												157	A	SMU	64 73	
												233	H	Texas Southern	72 65	
												244	N	Northern Ill.	66 58	
												247	H	Navy	61 54	
												310	H	UMKC	44 47	
LAST 12 Division I GAMES:																
4	A	Baylor	49 81	34	A	West Virginia	35 72									
96	H	Iowa St.	53 63	7	H	Texas	38 75									
133	A	Texas Tech	44 54	96	A	Iowa St.	49 65									
7	A	Texas	46 70	4	H	Baylor	40 58									
17	H	Oklahoma St.	46 74	34	H	West Virginia	45 65									
46	H	Kansas St.	46 59	31	A	Oklahoma	44 67									

Non-Div I Games:

Kansas

Loss, Non-Conf, S Site, H Home A Away N Neutral

Average RPI Win:	152	WON-LOST	WINNING	LAST 10	STRENGTH OF	OPP. STRENGTH	TEAM	ADJ.	CONF.	ADJ CONF.
Average RPI Loss:	38	RECORD	PCT. RANK	GAMES	SCHEDULE	OF SCHEDULE	RPI	RPI	RPI	RPI
DIV. I ONLY	15- 8	90	5- 5	18	65	46	46	3	3	
DIV. I NON-CONF.	10- 1	19	0- 0	75	249	14	14	3	3	
TOTALS	RPI 1-25	RPI 26-50	W-L RECORDS	RPI 51-100	RPI 101-150	RPI 150+				
15- 8	1- 3	1- 3	OVERALL	3- 2	2- 0	8- 0				
11- 3	1- 1	1- 1	HOME	3- 1	1- 0	5- 0				
4- 5	0- 2	0- 2	AWAY	0- 1	1- 0	3- 0				
0- 0	0- 0	0- 0	NEUTRAL	0- 0	0- 0	0- 0				
10- 1	0- 1	0- 0	NON-CONFERENCE	2- 0	1- 0	7- 0				
8- 0	0- 0	0- 0	HOME	2- 0	1- 0	5- 0				
2- 1	0- 1	0- 0	AWAY	0- 0	0- 0	2- 0				
0- 0	0- 0	0- 0	NEUTRAL	0- 0	0- 0	0- 0				
5- 7	1- 2	1- 3	CONFERENCE	1- 2	1- 0	1- 0				
3- 3	1- 1	1- 1	HOME	1- 1	0- 0	0- 0				
2- 4	0- 1	0- 2	AWAY	0- 1	1- 0	1- 0				
0- 0	0- 0	0- 0	NEUTRAL	0- 0	0- 0	0- 0				

RPI 1-25				RPI 26-50				Team's RPI: 46	RPI 51-100				RPI 101+			
RPI	S	Opponent	Score	RPI	S	Opponent	Score		RPI	S	Opponent	Score	RPI	S	Opponent	Score
2	A	UConn	57 97	31	A	Oklahoma	58 68		64	H	Abilene Christian	76 45	133	A	Texas Tech	65 53
4	A	Baylor	52 87	31	H	Oklahoma	87 71		81	H	South Dakota	84 81	142	H	UT Arlington	61 41
7	H	Texas	51 66	34	A	West Virginia	44 64		95	A	TCU	73 87	173	H	Fla. Atlantic	102 53
17	H	Oklahoma St.	47 44	34	H	West Virginia	53 72		95	H	TCU	58 49	178	H	Southern U.	59 47
									96	H	Iowa St.	79 84	183	A	Tulsa	75 67
													185	H	UTRGV	61 43
													192	A	Kansas	59 46
													225	H	Western Ill.	84 45
													239	H	Sam Houston St.	78 50
													338	A	Chicago St.	63 54
LAST 12 Division I GAMES:																
				31	H	Oklahoma	87 71		95	H	TCU	58 49				
				34	A	West Virginia	44 64		17	H	Oklahoma St.	47 44				
				4	A	Baylor	52 87		31	A	Oklahoma	58 68				
				7	H	Texas	51 66		34	H	West Virginia	53 72				
				133	A	Texas Tech	65 53		95	A	TCU	73 87				
				192	A	Kansas	59 46		96	H	Iowa St.	79 84				

Non-Div I Games:

Kansas St.

■ Loss,
■ Non-Conf, S Site,
■ Home
■ Away
N Neutral

Average RPI Win:	307	WON-LOST	WINNING	LAST 10	STRENGTH OF	OPP. STRENGTH	TEAM	ADJ.	CONF.	ADJ CONF.
Average RPI Loss:	189	RECORD	PCT. RANK	GAMES	SCHEDULE	OF SCHEDULE	RPI	RPI	RPI	RPI
DIV. I ONLY	8- 15	255	4- 6	285	328	291	291	29	29	
DIV. I NON-CONF.	4- 10	253	0- 2	255	328	305	305	27	27	
TOTALS	RPI 1-25	RPI 26-50	W-L RECORDS	RPI 51-100	RPI 101-150	RPI 150+				
8- 15	0- 1	0- 1	OVERALL	0- 1	0- 2	8- 10				
6- 5	0- 0	0- 0	HOME	0- 1	0- 1	6- 3				
2- 10	0- 1	0- 1	AWAY	0- 0	0- 1	2- 7				
0- 0	0- 0	0- 0	NEUTRAL	0- 0	0- 0	0- 0				
4- 10	0- 1	0- 1	NON-CONFERENCE	0- 0	0- 2	4- 6				
4- 2	0- 0	0- 0	HOME	0- 0	0- 1	4- 1				
0- 8	0- 1	0- 1	AWAY	0- 0	0- 1	0- 5				
0- 0	0- 0	0- 0	NEUTRAL	0- 0	0- 0	0- 0				
4- 5	0- 0	0- 0	CONFERENCE	0- 1	0- 0	4- 4				
2- 3	0- 0	0- 0	HOME	0- 1	0- 0	2- 2				
2- 2	0- 0	0- 0	AWAY	0- 0	0- 0	2- 2				
0- 0	0- 0	0- 0	NEUTRAL	0- 0	0- 0	0- 0				

RPI 1-25				RPI 26-50				RPI 51-100				RPI 101+ Team's RPI: 291			
RPI	S	Opponent	Score	RPI	S	Opponent	Score	RPI	S	Opponent	Score	RPI	S	Opponent	Score
20	A	Florida	57 84	27	A	Georgia	34 89	63	H	FGCU	47 78	126	H	Mercer	61 72
												137	A	Xavier	59 62
												166	A	Jacksonville	63 78
												178	H	Stetson	54 57
												216	H	Presbyterian	49 47
												226	A	Gardner-Webb	56 70
												227	A	USC Upstate	57 66
												227	H	USC Upstate	53 61
												269	H	Georgia St.	62 66
												275	A	Jacksonville St.	52 61
												281	H	Austin Peay	73 65
												293	A	Morehead St.	77 83
												298	A	Florida A&M	67 69
												300	H	Western Caro.	65 53
												301	A	North Florida	70 55
												302	A	Wofford	59 70
												335	H	Lipscomb	55 54
												340	H	New Orleans	60 53
												343	A	NJIT	82 77
												343	H	NJIT	64 48
LAST 12 Division I GAMES:															
				227	H	USC Upstate	53 61					166	A	Jacksonville	63 78
				343	A	NJIT	82 77					301	A	North Florida	70 55
				227	A	USC Upstate	57 66					335	H	Lipscomb	55 54
				343	H	NJIT	64 48					302	A	Wofford	59 70
				63	H	FGCU	47 78					137	A	Xavier	59 62
				178	H	Stetson	54 57					293	A	Morehead St.	77 83

Non-Div I Games: Thomas (GA) 70 41

Kennesaw St.

Average RPI Win:	286	WON-LOST	WINNING	LAST 10	STRENGTH OF	OPP. STRENGTH	TEAM	ADJ.	CONF.	ADJ CONF.
Average RPI Loss:	160	RECORD	PCT. RANK	GAMES	SCHEDULE	OF SCHEDULE	RPI	RPI	RPI	RPI
DIV. I ONLY	3- 17	329	1- 9	229	198	329	329	11	11	
DIV. I NON-CONF.	2- 7	280	0- 1	323	302	344	344	13	13	
TOTALS	RPI 1-25	RPI 26-50	W-L RECORDS	RPI 51-100	RPI 101-150	RPI 150+				
3- 17	0- 0	0- 1	OVERALL	0- 2	0- 8	3- 6				
3- 8	0- 0	0- 1	HOME	0- 1	0- 4	3- 2				
0- 9	0- 0	0- 0	AWAY	0- 1	0- 4	0- 4				
0- 0	0- 0	0- 0	NEUTRAL	0- 0	0- 0	0- 0				
2- 7	0- 0	0- 0	NON-CONFERENCE	0- 1	0- 2	2- 4				
2- 4	0- 0	0- 0	HOME	0- 1	0- 1	2- 2				
0- 3	0- 0	0- 0	AWAY	0- 0	0- 1	0- 2				
0- 0	0- 0	0- 0	NEUTRAL	0- 0	0- 0	0- 0				
1- 10	0- 0	0- 1	CONFERENCE	0- 1	0- 6	1- 2				
1- 4	0- 0	0- 1	HOME	0- 0	0- 3	1- 0				
0- 6	0- 0	0- 0	AWAY	0- 1	0- 3	0- 2				
0- 0	0- 0	0- 0	NEUTRAL	0- 0	0- 0	0- 0				

RPI 1-25			RPI 26-50			RPI 51-100			RPI 101+			Team's RPI: 329
RPI	S	Opponent	Score	RPI	S	Opponent	Score	RPI	S	Opponent	Score	
				32	H	Ohio	54 93	69	A	Central Mich.	61 81	102 H Wright St. 68 73
								82	H	Minnesota	73 85	108 A Toledo 67 73
												108 H Toledo 64 67
												111 A Eastern Mich. 51 72
												115 A Youngstown St. 61 91
												118 A Western Mich. 52 73
												118 H Western Mich. 53 65
												138 H Buffalo 66 77
												174 H Brown 57 62
												238 A Bowling Green 49 71
												244 H Northern Ill. 95 85
												262 A Miami (OH) 52 55
												295 H Colgate 76 71
												303 H Cleveland St. 49 60
												305 A Bradley 60 68
												318 H North Dakota St. 75 54
												332 A IPFW 68 86
LAST 12 Division I GAMES:												
108	H	Toledo	64 67	111	A	Eastern Mich.	51 72					
262	A	Miami (OH)	52 55	118	A	Western Mich.	52 73					
118	H	Western Mich.	53 65	138	H	Buffalo	66 77					
244	H	Northern Ill.	95 85	108	A	Toledo	67 73					
238	A	Bowling Green	49 71	69	A	Central Mich.	61 81					
32	H	Ohio	54 93	174	H	Brown	57 62					

Non-Div I Games: Malone 73 59

Kent St.

■ Loss,
 ■ Non-Conf,
 ■ S Site,
 ■ H Home
 ■ A Away
 N Neutral

Average RPI Win:	312	WON-LOST	WINNING	LAST 10	STRENGTH OF	OPP. STRENGTH	TEAM	ADJ.	CONF.	ADJ CONF.
Average RPI Loss:	235	RECORD	PCT. RANK	GAMES	SCHEDULE	OF SCHEDULE	RPI	RPI	RPI	RPI
DIV. I ONLY	7- 16	272	3- 7	331	349	325	325	31	31	
DIV. I NON-CONF.	2- 9	296	0- 0	298	325	329	329	32	32	
TOTALS	RPI 1-25	RPI 26-50	W-L RECORDS	RPI 51-100	RPI 101-150	RPI 150+				
7- 16	0- 1	0- 0	OVERALL	0- 0	0- 2	7- 13				
2- 9	0- 1	0- 0	HOME	0- 0	0- 0	2- 8				
5- 5	0- 0	0- 0	AWAY	0- 0	0- 2	5- 3				
0- 2	0- 0	0- 0	NEUTRAL	0- 0	0- 0	0- 2				
2- 9	0- 1	0- 0	NON-CONFERENCE	0- 0	0- 2	2- 6				
0- 5	0- 1	0- 0	HOME	0- 0	0- 0	0- 4				
2- 2	0- 0	0- 0	AWAY	0- 0	0- 2	2- 0				
0- 2	0- 0	0- 0	NEUTRAL	0- 0	0- 0	0- 2				
5- 7	0- 0	0- 0	CONFERENCE	0- 0	0- 0	5- 7				
2- 4	0- 0	0- 0	HOME	0- 0	0- 0	2- 4				
3- 3	0- 0	0- 0	AWAY	0- 0	0- 0	3- 3				
0- 0	0- 0	0- 0	NEUTRAL	0- 0	0- 0	0- 0				

RPI 1-25			RPI 26-50			RPI 51-100			RPI 101+			Team's RPI: 325
RPI	S	Opponent	Score	RPI	S	Opponent	Score	RPI	S	Opponent	Score	
13	H	Florida St.	42 78					125	A	Stony Brook	54 71	
								138	A	Buffalo	38 55	
								186	H	Robert Morris	49 52	
								220	A	Bryant	55 63	
								228	H	Columbia	74 84	
								239	H	Sam Houston St.	56 63	
								247	A	Navy	68 66	
								253	N	Bethune-Cookman	55 68	
								260	A	Sacred Heart	47 71	
								260	H	Sacred Heart	53 62	
								262	N	Miami (OH)	49 68	
								277	A	Central Conn. St.	59 45	
								279	H	Saint Francis (PA)	75 84	
								295	H	Colgate	53 63	
								315	A	Fairleigh Dickinson	58 75	
								315	H	Fairleigh Dickinson	65 62	
								324	A	Howard	89 72	
								339	A	Mt. St. Mary's	61 51	
								339	H	Mt. St. Mary's	53 50	
								342	A	Wagner	73 63	
								343	H	NJIT	44 53	
								344	H	St. Francis Brooklyn	51 71	
LAST 12 Division I GAMES:												
260	A	Sacred Heart	47 71	342	A	Wagner	73 63					
339	H	Mt. St. Mary's	53 50	220	A	Bryant	55 63					
260	H	Sacred Heart	53 62	186	H	Robert Morris	49 52					
315	H	Fairleigh Dickinson	65 62	279	H	Saint Francis (PA)	75 84					
315	A	Fairleigh Dickinson	58 75	277	A	Central Conn. St.	59 45					
344	H	St. Francis Brooklyn	51 71	339	A	Mt. St. Mary's	61 51					

Non-Div I Games:

LIU Brooklyn

■ Loss,
 ■ Non-Conf,
 ■ S Site,
 ■ H Home
 ■ A Away
 N Neutral

Average RPI Win:	183	WON-LOST	WINNING	LAST 10	STRENGTH OF	OPP. STRENGTH	TEAM	ADJ.	CONF.	ADJ CONF.
Average RPI Loss:	64	RECORD	PCT. RANK	GAMES	SCHEDULE	OF SCHEDULE	RPI	RPI	RPI	RPI
DIV. I ONLY	8- 16	260	2- 8	9	76	119	119	2	2	
DIV. I NON-CONF.	6- 7	176	0- 1	23	210	112	112	2	2	
TOTALS	RPI 1-25	RPI 26-50	W-L RECORDS	RPI 51-100	RPI 101-150	RPI 150+				
8- 16	0- 5	1- 3	OVERALL	0- 4	0- 4	7- 0				
5- 5	0- 2	0- 0	HOME	0- 1	0- 2	5- 0				
2- 9	0- 3	1- 2	AWAY	0- 2	0- 2	1- 0				
1- 2	0- 0	0- 1	NEUTRAL	0- 1	0- 0	1- 0				
6- 7	0- 1	0- 2	NON-CONFERENCE	0- 2	0- 2	6- 0				
4- 1	0- 0	0- 0	HOME	0- 0	0- 1	4- 0				
1- 4	0- 1	0- 1	AWAY	0- 1	0- 1	1- 0				
1- 2	0- 0	0- 1	NEUTRAL	0- 1	0- 0	1- 0				
2- 9	0- 4	1- 1	CONFERENCE	0- 2	0- 2	1- 0				
1- 4	0- 2	0- 0	HOME	0- 1	0- 1	1- 0				
1- 5	0- 2	1- 1	AWAY	0- 1	0- 1	0- 0				
0- 0	0- 0	0- 0	NEUTRAL	0- 0	0- 0	0- 0				

RPI	S	Opponent	Score	RPI	S	Opponent	Score	RPI	S	Opponent	Score	RPI	S	Opponent	Score	Team's RPI: 119
2	A	UConn	40 86	27	A	Georgia	53 46	57	H	Auburn	53 63	121	H	Samford	44 47	
15	H	Texas A&M	35 53	30	A	Missouri	46 52	66	A	Vanderbilt	42 58	123	A	Wake Forest	57 60	
20	A	Florida	45 53	42	A	Rutgers	57 69	83	A	Tulane	63 67	130	H	Arkansas	44 48	
21	H	Mississippi St.	52 71	50	N	Purdue	52 69	89	N	Maine	41 52	150	A	Alabama	45 62	
22	A	Kentucky	58 70									155	H	Ole Miss	76 57	
												156	H	Long Beach St.	59 53	
												162	A	Little Rock	57 51	
												180	N	Marist	72 49	
												233	H	Texas Southern	86 36	
												259	H	UC Santa Barbara	68 50	
												289	H	La.-Monroe	61 54	
LAST 12 Division I GAMES:																
22	A	Kentucky	58 70	20	A	Florida	45 53									
21	H	Mississippi St.	52 71	66	A	Vanderbilt	42 58									
57	H	Auburn	53 63	15	H	Texas A&M	35 53									
30	A	Missouri	46 52	155	H	Ole Miss	76 57									
27	A	Georgia	53 46	150	A	Alabama	45 62									
130	H	Arkansas	44 48	121	H	Samford	44 47									

Non-Div I Games:

LSU

■ Loss,
■ Non-Conf,
■ S Site,
■ H Home
■ A Away
N Neutral

Average RPI Win:	300	WON-LOST	WINNING	LAST 10	STRENGTH OF	OPP. STRENGTH	TEAM	ADJ.	CONF.	ADJ CONF.
Average RPI Loss:	127	RECORD	PCT. RANK	GAMES	SCHEDULE	OF SCHEDULE	RPI	RPI	RPI	RPI
DIV. I ONLY	4- 20	321	1- 9	135	154	277	277	7	7	
DIV. I NON-CONF.	3- 10	277	0- 1	130	274	246	246	8	8	
TOTALS	RPI 1-25	RPI 26-50	W-L RECORDS	RPI 51-100	RPI 101-150	RPI 150+				
4- 20	0- 0	0- 4	OVERALL	0- 5	0- 1	4- 10				
1- 10	0- 0	0- 2	HOME	0- 3	0- 0	1- 5				
2- 9	0- 0	0- 2	AWAY	0- 2	0- 1	2- 4				
1- 1	0- 0	0- 0	NEUTRAL	0- 0	0- 0	1- 1				
3- 10	0- 0	0- 2	NON-CONFERENCE	0- 2	0- 1	3- 5				
0- 5	0- 0	0- 1	HOME	0- 2	0- 0	0- 2				
2- 4	0- 0	0- 1	AWAY	0- 0	0- 1	2- 2				
1- 1	0- 0	0- 0	NEUTRAL	0- 0	0- 0	1- 1				
1- 10	0- 0	0- 2	CONFERENCE	0- 3	0- 0	1- 5				
1- 5	0- 0	0- 1	HOME	0- 1	0- 0	1- 3				
0- 5	0- 0	0- 1	AWAY	0- 2	0- 0	0- 2				
0- 0	0- 0	0- 0	NEUTRAL	0- 0	0- 0	0- 0				

RPI S	Opponent	Score	RPI S	Opponent	Score	RPI S	Opponent	Score	RPI S	Opponent	Score	Team's RPI: 277
			33 A	Miami (FL)	58 86	54 H	Villanova	56 67	123 A	Wake Forest	53 61	
			35 A	George Washington	59 83	62 H	Temple	48 77	158 H	Davidson	58 66	
			39 H	Penn	68 78	76 A	Saint Louis	70 79	168 A	UMBC	29 60	
			49 H	Dayton	51 67	94 A	Saint Joseph's	55 64	175 A	George Mason	70 79	
						98 H	VCU	76 84	176 N	Milwaukee	53 69	
									182 A	Rhode Island	52 62	
									182 H	Rhode Island	61 72	
									186 H	Robert Morris	45 76	
									212 H	North Texas	63 69	
									218 A	Fairfield	59 62	
									222 H	Richmond	43 60	
									261 H	Massachusetts	66 57	
									270 A	Monmouth	65 50	
									324 A	Howard	71 68	
									346 N	Norfolk St.	67 59	
LAST 12 Division I GAMES:												
			261 H	Massachusetts	66 57	39 H	Penn	68 78				
			98 H	VCU	76 84	182 H	Rhode Island	61 72				
			182 A	Rhode Island	52 62	35 A	George Washington	59 83				
			94 A	Saint Joseph's	55 64	175 A	George Mason	70 79				
			49 H	Dayton	51 67	158 H	Davidson	58 66				
			76 A	Saint Louis	70 79	222 H	Richmond	43 60				

Non-Div I Games:

La Salle

■ Loss,
 ■ Non-Conf,
 ■ S Site,
 ■ H Home
 ■ A Away
 N Neutral

La.-Lafayette

Through Games Of Feb. 12, 2016

Average RPI Win:	227	WON-LOST	WINNING	LAST 10	STRENGTH OF	OPP. STRENGTH	TEAM	ADJ.	CONF.	ADJ CONF.
Average RPI Loss:	159	RECORD	PCT. RANK	GAMES	SCHEDULE	OF SCHEDULE	RPI	RPI	RPI	RPI
DIV. I ONLY	14- 6	72	6- 4	282	193	132	132	16	16	
DIV. I NON-CONF.	5- 2	86	0- 0	332	173	154	154	14	14	
TOTALS	RPI 1-25	RPI 26-50	W-L RECORDS	RPI 51-100	RPI 101-150	RPI 150+				
14- 6	0- 0	0- 2	OVERALL	0- 0	2- 0	12- 4				
7- 2	0- 0	0- 1	HOME	0- 0	1- 0	6- 1				
5- 4	0- 0	0- 1	AWAY	0- 0	0- 0	5- 3				
2- 0	0- 0	0- 0	NEUTRAL	0- 0	1- 0	1- 0				
5- 2	0- 0	0- 0	NON-CONFERENCE	0- 0	1- 0	4- 2				
2- 0	0- 0	0- 0	HOME	0- 0	0- 0	2- 0				
1- 2	0- 0	0- 0	AWAY	0- 0	0- 0	1- 2				
2- 0	0- 0	0- 0	NEUTRAL	0- 0	1- 0	1- 0				
9- 4	0- 0	0- 2	CONFERENCE	0- 0	1- 0	8- 2				
5- 2	0- 0	0- 1	HOME	0- 0	1- 0	4- 1				
4- 2	0- 0	0- 1	AWAY	0- 0	0- 0	4- 1				
0- 0	0- 0	0- 0	NEUTRAL	0- 0	0- 0	0- 0				

RPI 1-25			RPI 26-50			RPI 51-100			RPI 101+ Team's RPI: 132		
RPI	S	Opponent	Score	RPI	S	Opponent	Score	RPI	S	Opponent	Score
				44	A	Arkansas St.	56 83	130	N	Arkansas	67 59
				44	H	Arkansas St.	62 74	142	H	UT Arlington	63 52
								155	A	Ole Miss	82 78
								162	A	Little Rock	65 58
								167	A	Louisiana Tech	62 79
								184	H	Troy	56 53
								202	H	Texas St.	42 46
								205	H	South Ala.	69 50
								243	A	Appalachian St.	59 76
								243	H	Appalachian St.	60 51
								255	A	Houston	51 52
								259	H	UC Santa Barbara	61 42
								260	N	Sacred Heart	60 58
								269	A	Georgia St.	77 57
								271	A	Ga. Southern	56 39
								289	A	La.-Monroe	71 52
								289	H	La.-Monroe	52 40
								320	H	Alcorn	73 61
LAST 12 Division I GAMES:											
				44	H	Arkansas St.	62 74	205	H	South Ala.	69 50
				243	A	Appalachian St.	59 76	269	A	Georgia St.	77 57
				289	H	La.-Monroe	52 40	271	A	Ga. Southern	56 39
				142	H	UT Arlington	63 52	44	A	Arkansas St.	56 83
				202	H	Texas St.	42 46	162	A	Little Rock	65 58
				184	H	Troy	56 53	243	H	Appalachian St.	60 51

Non-Div I Games: Southern-N.O. 81 28 Dillard 84 36

La.-Lafayette

Loss, Non-Conf, S Site, H Home A Away N Neutral

Average RPI Win:	255	WON-LOST	WINNING	LAST 10	STRENGTH OF	OPP. STRENGTH	TEAM	ADJ.	CONF.	ADJ CONF.
Average RPI Loss:	163	RECORD	PCT. RANK	GAMES	SCHEDULE	OF SCHEDULE	RPI	RPI	RPI	RPI
DIV. I ONLY	5- 13	282	3- 7	270	190	289	289	16	16	
DIV. I NON-CONF.	2- 3	201	0- 0	324	136	243	243	14	14	
TOTALS	RPI 1-25	RPI 26-50	W-L RECORDS	RPI 51-100	RPI 101-150	RPI 150+				
5- 13	0- 0	0- 1	OVERALL	0- 1	0- 4	5- 7				
3- 5	0- 0	0- 0	HOME	0- 0	0- 2	3- 3				
2- 8	0- 0	0- 1	AWAY	0- 1	0- 2	2- 4				
0- 0	0- 0	0- 0	NEUTRAL	0- 0	0- 0	0- 0				
2- 3	0- 0	0- 0	NON-CONFERENCE	0- 1	0- 1	2- 1				
1- 0	0- 0	0- 0	HOME	0- 0	0- 0	1- 0				
1- 3	0- 0	0- 0	AWAY	0- 1	0- 1	1- 1				
0- 0	0- 0	0- 0	NEUTRAL	0- 0	0- 0	0- 0				
3- 10	0- 0	0- 1	CONFERENCE	0- 0	0- 3	3- 6				
2- 5	0- 0	0- 0	HOME	0- 0	0- 2	2- 3				
1- 5	0- 0	0- 1	AWAY	0- 0	0- 1	1- 3				
0- 0	0- 0	0- 0	NEUTRAL	0- 0	0- 0	0- 0				

RPI 1-25			RPI 26-50			RPI 51-100			RPI 101+			Team's RPI: 289
RPI	S	Opponent	Score	RPI	S	Opponent	Score	RPI	S	Opponent	Score	
				44	A	Arkansas St.	43 66	95	A	TCU	42 80	
								119	A	LSU	54 61	
								132	A	La.-Lafayette	40 52	
								132	H	La.-Lafayette	52 71	
								142	H	UT Arlington	50 60	
								162	A	Little Rock	44 56	
								162	H	Little Rock	37 53	
								169	A	McNeese St.	62 72	
								184	H	Troy	77 73	
								202	H	Texas St.	63 59	
								205	H	South Ala.	57 63	
								243	A	Appalachian St.	52 64	
								243	H	Appalachian St.	54 57	
								269	A	Georgia St.	52 65	
								271	A	Ga. Southern	50 49	
								306	A	Southeastern La.	88 84	
								311	H	Nicholls St.	69 57	
LAST 12 Division I GAMES:												
162	H	Little Rock	37 53	184	H	Troy	77 73					
243	A	Appalachian St.	52 64	271	A	Ga. Southern	50 49					
132	A	La.-Lafayette	40 52	269	A	Georgia St.	52 65					
202	H	Texas St.	63 59	162	A	Little Rock	44 56					
142	H	UT Arlington	50 60	44	A	Arkansas St.	43 66					
205	H	South Ala.	57 63	243	H	Appalachian St.	54 57					

Non-Div I Games: LSU-Alexandria 73 42 Louisiana Col. 85 42 LSU-Shreveport 57 40 Dillard 70 46 La.-Monroe

Lafayette

Through Games Of Feb. 12, 2016

Average RPI Win:	327	WON-LOST	WINNING	LAST 10	STRENGTH OF	OPP. STRENGTH	TEAM	ADJ.	CONF.	ADJ CONF.
Average RPI Loss:	197	RECORD	PCT. RANK	GAMES	SCHEDULE	OF SCHEDULE	RPI	RPI	RPI	RPI
DIV. I ONLY	5- 17	298	3- 7	312	317	330	330	28	28	
DIV. I NON-CONF.	2- 8	290	0- 1	285	300	334	334	28	28	
TOTALS	RPI 1-25	RPI 26-50	W-L RECORDS	RPI 51-100	RPI 101-150	RPI 150+				
5- 17	0- 1	0- 1	OVERALL	0- 2	0- 0	5- 13				
3- 6	0- 1	0- 0	HOME	0- 1	0- 0	3- 4				
2- 9	0- 0	0- 1	AWAY	0- 1	0- 0	2- 7				
0- 2	0- 0	0- 0	NEUTRAL	0- 0	0- 0	0- 2				
2- 8	0- 1	0- 1	NON-CONFERENCE	0- 0	0- 0	2- 6				
2- 1	0- 1	0- 0	HOME	0- 0	0- 0	2- 0				
0- 5	0- 0	0- 1	AWAY	0- 0	0- 0	0- 4				
0- 2	0- 0	0- 0	NEUTRAL	0- 0	0- 0	0- 2				
3- 9	0- 0	0- 0	CONFERENCE	0- 2	0- 0	3- 7				
1- 5	0- 0	0- 0	HOME	0- 1	0- 0	1- 4				
2- 4	0- 0	0- 0	AWAY	0- 1	0- 0	2- 3				
0- 0	0- 0	0- 0	NEUTRAL	0- 0	0- 0	0- 0				

RPI 1-25				RPI 26-50				RPI 51-100				RPI 101+ Team's RPI: 330			
RPI	S	Opponent	Score	RPI	S	Opponent	Score	RPI	S	Opponent	Score	RPI	S	Opponent	Score
24	H	Duquesne	65 73	39	A	Penn	37 54	70	A	Army West Point	57 84	159	A	Fordham	49 61
								70	H	Army West Point	45 78	189	A	Delaware	47 67
												204	A	Lehigh	74 82
												206	A	Hartford	50 55
												222	N	Richmond	46 54
												247	H	Navy	58 65
												250	N	Coppin St.	57 64
												256	A	Loyola Maryland	65 66
												256	H	Loyola Maryland	51 55
												263	A	American	60 51
												264	A	Holy Cross	49 66
												264	H	Holy Cross	54 57
												295	H	Colgate	59 72
												333	H	Saint Peter's	72 69
												342	A	Wagner	48 69
												344	H	St. Francis Brooklyn	77 59
												347	A	Boston U.	71 64
												347	H	Boston U.	71 56
LAST 12 Division I GAMES:															
264	H	Holy Cross	54 57	247	H	Navy	58 65								
347	A	Boston U.	71 64	264	A	Holy Cross	49 66								
70	A	Army West Point	57 84	347	H	Boston U.	71 56								
256	H	Loyola Maryland	51 55	70	H	Army West Point	45 78								
204	A	Lehigh	74 82	256	A	Loyola Maryland	65 66								
263	A	American	60 51	250	N	Coppin St.	57 64								

Non-Div I Games:

Lafayette

■ Loss,
 ■ Non-Conf,
 S Site,
 ■ Home
 ■ Away
 N Neutral

Average RPI Win:	253	WON-LOST	WINNING	LAST 10	STRENGTH OF	OPP. STRENGTH	TEAM	ADJ.	CONF.	ADJ CONF.
Average RPI Loss:	175	RECORD	PCT. RANK	GAMES	SCHEDULE	OF SCHEDULE	RPI	RPI	RPI	RPI
DIV. I ONLY	6- 14	276	4- 6	226	242	280	280	27	27	
DIV. I NON-CONF.	0- 7	338	0- 0	168	82	322	322	26	26	
TOTALS	RPI 1-25	RPI 26-50	W-L RECORDS	RPI 51-100	RPI 101-150	RPI 150+				
6- 14	0- 1	0- 1	OVERALL	1- 2	0- 2	5- 8				
5- 3	0- 0	0- 0	HOME	1- 0	0- 1	4- 2				
1- 11	0- 1	0- 1	AWAY	0- 2	0- 1	1- 6				
0- 0	0- 0	0- 0	NEUTRAL	0- 0	0- 0	0- 0				
0- 7	0- 1	0- 1	NON-CONFERENCE	0- 1	0- 0	0- 4				
0- 1	0- 0	0- 0	HOME	0- 0	0- 0	0- 1				
0- 6	0- 1	0- 1	AWAY	0- 1	0- 0	0- 3				
0- 0	0- 0	0- 0	NEUTRAL	0- 0	0- 0	0- 0				
6- 7	0- 0	0- 0	CONFERENCE	1- 1	0- 2	5- 4				
5- 2	0- 0	0- 0	HOME	1- 0	0- 1	4- 1				
1- 5	0- 0	0- 0	AWAY	0- 1	0- 1	1- 3				
0- 0	0- 0	0- 0	NEUTRAL	0- 0	0- 0	0- 0				

RPI 1-25				RPI 26-50				RPI 51-100				RPI 101+ Team's RPI: 280			
RPI	S	Opponent	Score	RPI	S	Opponent	Score	RPI	S	Opponent	Score	RPI	S	Opponent	Score
17	A	Oklahoma St.	45 90	30	A	Missouri	57 91	64	A	Abilene Christian	62 90	128	A	Central Ark.	49 74
								64	H	Abilene Christian	63 54	134	H	Northwestern St.	51 73
								74	A	Utah	67 71	153	A	Loyola Chicago	71 82
												217	H	Canisius	55 57
												234	A	Houston Baptist	66 77
												234	H	Houston Baptist	77 70
												237	A	Stephen F. Austin	64 60
												239	H	Sam Houston St.	76 78
												268	A	Northern Ariz.	63 75
												272	A	Prairie View	72 80
												306	A	Southeastern La.	66 73
												311	A	Nicholls St.	59 69
												321	H	A&M-Corpus Christi	75 70
												322	H	Incarnate Word	59 49
												340	H	New Orleans	79 52
LAST 12 Division I GAMES:															
234	A	Houston Baptist	66 77	237	A	Stephen F. Austin	64 60								
322	H	Incarnate Word	59 49	134	H	Northwestern St.	51 73								
64	H	Abilene Christian	63 54	306	A	Southeastern La.	66 73								
64	A	Abilene Christian	62 90	128	A	Central Ark.	49 74								
239	H	Sam Houston St.	76 78	321	H	A&M-Corpus Christi	75 70								
234	H	Houston Baptist	77 70	340	H	New Orleans	79 52								

Non-Div I Games: Howard Payne 88 50 Schreiner 60 41 Tex. A&M-Kingsville 82 66 Louisiana Col. 99 34
Lamar

Loss, Non-Conf, S Site, H Home A Away N Neutral

Average RPI Win: 282	WON-LOST	WINNING	LAST 10	STRENGTH OF	OPP. STRENGTH	TEAM	ADJ.	CONF.	ADJ CONF.
Average RPI Loss: 140	RECORD	PCT. RANK	GAMES	SCHEDULE	OF SCHEDULE	RPI	RPI	RPI	RPI
DIV. I ONLY	14- 8	99	7- 3	327	256	204	204	28	28
DIV. I NON-CONF.	6- 4	125	0- 0	335	163	235	235	28	28
TOTALS	RPI 1-25	RPI 26-50	W-L RECORDS	RPI 51-100	RPI 101-150	RPI 150+			
14- 8	0- 0	0- 0	OVERALL	0- 5	0- 0	14- 3			
7- 4	0- 0	0- 0	HOME	0- 3	0- 0	7- 1			
7- 4	0- 0	0- 0	AWAY	0- 2	0- 0	7- 2			
0- 0	0- 0	0- 0	NEUTRAL	0- 0	0- 0	0- 0			
6- 4	0- 0	0- 0	NON-CONFERENCE	0- 2	0- 0	6- 2			
3- 2	0- 0	0- 0	HOME	0- 2	0- 0	3- 0			
3- 2	0- 0	0- 0	AWAY	0- 0	0- 0	3- 2			
0- 0	0- 0	0- 0	NEUTRAL	0- 0	0- 0	0- 0			
8- 4	0- 0	0- 0	CONFERENCE	0- 3	0- 0	8- 1			
4- 2	0- 0	0- 0	HOME	0- 1	0- 0	4- 1			
4- 2	0- 0	0- 0	AWAY	0- 2	0- 0	4- 0			
0- 0	0- 0	0- 0	NEUTRAL	0- 0	0- 0	0- 0			

RPI S	Opponent	Score	RPI S	Opponent	Score	RPI S	Opponent	Score	RPI S	Opponent	Score	Team's RPI: 204
						54	H Villanova	44 65	161	A Illinois	67 76	
						70	A Army West Point	39 63	165	A Hampton	63 56	
						91	A Bucknell	77 80	221	H Montana	80 53	
						91	H Bucknell	54 67	247	A Navy	51 48	
						94	H Saint Joseph's	62 63	256	A Loyola Maryland	76 68	
									256	H Loyola Maryland	66 48	
									263	A American	61 52	
									263	H American	55 59	
									264	H Holy Cross	61 58	
									270	H Monmouth	95 88	
									292	A Rider	60 61	
									308	A Delaware St.	83 49	
									330	H Lafayette	82 74	
									333	H Saint Peter's	74 42	
									343	A NJIT	75 47	
									347	A Boston U.	73 66	
									347	H Boston U.	72 48	
LAST 12 Division I GAMES:												
			91	H Bucknell	54 67	264	H Holy Cross	61 58				
			263	A American	61 52	91	A Bucknell	77 80				
			256	A Loyola Maryland	76 68	263	H American	55 59				
			347	H Boston U.	72 48	256	H Loyola Maryland	66 48				
			330	H Lafayette	82 74	347	A Boston U.	73 66				
			247	A Navy	51 48	70	A Army West Point	39 63				

Non-Div I Games: Kutztown 81 51

Lehigh

Average RPI Win:	245	WON-LOST	WINNING	LAST 10	STRENGTH OF	OPP. STRENGTH	TEAM	ADJ.	CONF.	ADJ CONF.
Average RPI Loss:	87	RECORD	PCT. RANK	GAMES	SCHEDULE	OF SCHEDULE	RPI	RPI	RPI	RPI
DIV. I ONLY	14- 8	99	9- 1	130	209	103	103	26	26	
DIV. I NON-CONF.	2- 6	272	0- 0	13	3	138	138	29	29	
TOTALS	RPI 1-25	RPI 26-50	W-L RECORDS	RPI 51-100	RPI 101-150	RPI 150+				
14- 8	0- 1	0- 4	OVERALL	1- 1	1- 0	12- 2				
8- 2	0- 0	0- 2	HOME	1- 0	1- 0	6- 0				
6- 4	0- 0	0- 2	AWAY	0- 0	0- 0	6- 2				
0- 2	0- 1	0- 0	NEUTRAL	0- 1	0- 0	0- 0				
2- 6	0- 1	0- 4	NON-CONFERENCE	1- 1	0- 0	1- 0				
1- 2	0- 0	0- 2	HOME	1- 0	0- 0	0- 0				
1- 2	0- 0	0- 2	AWAY	0- 0	0- 0	1- 0				
0- 2	0- 1	0- 0	NEUTRAL	0- 1	0- 0	0- 0				
12- 2	0- 0	0- 0	CONFERENCE	0- 0	1- 0	11- 2				
7- 0	0- 0	0- 0	HOME	0- 0	1- 0	6- 0				
5- 2	0- 0	0- 0	AWAY	0- 0	0- 0	5- 2				
0- 0	0- 0	0- 0	NEUTRAL	0- 0	0- 0	0- 0				

RPI S	Opponent	Score	RPI S	Opponent	Score	RPI S	Opponent	Score	RPI S	Opponent	Score	Team's RPI: 103
5 N	Ohio St.	65 75	37 H	Seton Hall	56 92	73 H	Elon	72 63	141 H	UNC Asheville	71 53	
			38 H	North Carolina St.	53 61	79 N	California	72 77	215 A	Radford	49 43	
			47 A	James Madison	56 72				215 H	Radford	67 53	
			48 A	Duke	41 79				216 A	Presbyterian	42 60	
									226 A	Gardner-Webb	57 61	
									226 H	Gardner-Webb	73 51	
									240 H	High Point	56 43	
									243 A	Appalachian St.	74 68	
									282 A	Campbell	62 52	
									282 H	Campbell	67 55	
									294 A	Coastal Caro.	65 63	
									299 A	Charleston So.	59 49	
									299 H	Charleston So.	51 40	
									312 A	Longwood	72 67	
									313 H	Winthrop	77 61	
LAST 12 Division I GAMES:												
			282 H	Campbell	67 55		294 A	Coastal Caro.	65 63			
			215 H	Radford	67 53		313 H	Winthrop	77 61			
			299 A	Charleston So.	59 49		216 A	Presbyterian	42 60			
			240 H	High Point	56 43		141 H	UNC Asheville	71 53			
			226 H	Gardner-Webb	73 51		215 A	Radford	49 43			
			312 A	Longwood	72 67		282 A	Campbell	62 52			

Non-Div I Games: Shepherd 69 57

Liberty

■ Loss,
 ■ Non-Conf,
 ■ S Site,
 ■ H Home
 ■ A Away
 N Neutral

Average RPI Win: 297	WON-LOST	WINNING	LAST 10	STRENGTH OF	OPP. STRENGTH	TEAM	ADJ.	CONF.	ADJ CONF.
Average RPI Loss: 206	RECORD	PCT. RANK	GAMES	SCHEDULE	OF SCHEDULE	RPI	RPI	RPI	RPI
DIV. I ONLY	3- 20	336	1- 9	248	340	335	335	29	29
DIV. I NON-CONF.	2- 12	311	0- 3	202	341	314	314	27	27
TOTALS	RPI 1-25	RPI 26-50	W-L RECORDS	RPI 51-100	RPI 101-150	RPI 150+			
3- 20	0- 0	0- 0	OVERALL	0- 3	0- 3	3- 14			
2- 9	0- 0	0- 0	HOME	0- 3	0- 1	2- 5			
1- 10	0- 0	0- 0	AWAY	0- 0	0- 2	1- 8			
0- 1	0- 0	0- 0	NEUTRAL	0- 0	0- 0	0- 1			
2- 12	0- 0	0- 0	NON-CONFERENCE	0- 2	0- 3	2- 7			
1- 6	0- 0	0- 0	HOME	0- 2	0- 1	1- 3			
1- 5	0- 0	0- 0	AWAY	0- 0	0- 2	1- 3			
0- 1	0- 0	0- 0	NEUTRAL	0- 0	0- 0	0- 1			
1- 8	0- 0	0- 0	CONFERENCE	0- 1	0- 0	1- 7			
1- 3	0- 0	0- 0	HOME	0- 1	0- 0	1- 2			
0- 5	0- 0	0- 0	AWAY	0- 0	0- 0	0- 5			
0- 0	0- 0	0- 0	NEUTRAL	0- 0	0- 0	0- 0			

RPI 1-25				RPI 26-50				RPI 51-100				RPI 101+				Team's RPI: 335	
RPI	S	Opponent	Score	RPI	S	Opponent	Score	RPI	S	Opponent	Score	RPI	S	Opponent	Score		
								60	H	Western Ky.	56	64	102	A	Wright St.	65	92
								63	H	FGCU	39	71	107	H	Belmont	68	90
								65	H	Ball St.	60	72	150	A	Alabama	49	68
													166	A	Jacksonville	51	81
													178	H	Stetson	62	83
													196	H	Southeast Mo. St.	69	84
													227	A	USC Upstate	71	93
													227	H	USC Upstate	54	81
													233	N	Texas Southern	62	66
													256	H	Loyola Maryland	52	57
													267	A	Tennessee St.	65	77
													271	A	Ga. Southern	66	55
													274	A	Tennessee Tech	70	81
													276	H	Murray St.	93	85
													291	A	Kennesaw St.	54	55
													293	H	Morehead St.	77	92
													301	A	North Florida	70	78
													328	A	Jackson St.	52	53
													343	A	NJIT	51	61
													343	H	NJIT	63	49
LAST 12 Division I GAMES:																	
343	H	NJIT	63	49	301	A	North Florida	70	78								
227	A	USC Upstate	71	93	166	A	Jacksonville	51	81								
343	A	NJIT	51	61	291	A	Kennesaw St.	54	55								
227	H	USC Upstate	54	81	328	A	Jackson St.	52	53								
178	H	Stetson	62	83	150	A	Alabama	49	68								
63	H	FGCU	39	71	60	H	Western Ky.	56	64								

Non-Div I Games: North Ala. 88 67

Lipscomb

■ Loss,
 ■ Non-Conf,
 ■ S Site,
 ■ H Home
 ■ A Away
 N Neutral

Little Rock

Through Games Of Feb. 12, 2016

Average RPI Win:	215	WON-LOST	WINNING	LAST 10	STRENGTH OF	OPP. STRENGTH	TEAM	ADJ.	CONF.	ADJ CONF.
Average RPI Loss:	99	RECORD	PCT. RANK	GAMES	SCHEDULE	OF SCHEDULE	RPI	RPI	RPI	RPI
DIV. I ONLY	11- 11	172	8- 2	136	116	162	162	16	16	
DIV. I NON-CONF.	2- 7	280	0- 0	31	6	182	182	14	14	
TOTALS	RPI 1-25	RPI 26-50	W-L RECORDS	RPI 51-100	RPI 101-150	RPI 150+				
11- 11	0- 2	0- 2	OVERALL	0- 2	3- 2	8- 3				
7- 5	0- 1	0- 0	HOME	0- 1	1- 2	6- 1				
4- 6	0- 1	0- 2	AWAY	0- 1	2- 0	2- 2				
0- 0	0- 0	0- 0	NEUTRAL	0- 0	0- 0	0- 0				
2- 7	0- 2	0- 1	NON-CONFERENCE	0- 2	2- 1	0- 1				
1- 4	0- 1	0- 0	HOME	0- 1	1- 1	0- 1				
1- 3	0- 1	0- 1	AWAY	0- 1	1- 0	0- 0				
0- 0	0- 0	0- 0	NEUTRAL	0- 0	0- 0	0- 0				
9- 4	0- 0	0- 1	CONFERENCE	0- 0	1- 1	8- 2				
6- 1	0- 0	0- 0	HOME	0- 0	0- 1	6- 0				
3- 3	0- 0	0- 1	AWAY	0- 0	1- 0	2- 2				
0- 0	0- 0	0- 0	NEUTRAL	0- 0	0- 0	0- 0				

RPI 1-25				RPI 26-50				RPI 51-100				RPI 101+ Team's RPI: 162			
RPI	S	Opponent	Score	RPI	S	Opponent	Score	RPI	S	Opponent	Score	RPI	S	Opponent	Score
7	H	Texas	56 66	31	A	Oklahoma	52 65	83	A	Tulane	53 69	116	H	Memphis	61 53
15	A	Texas A&M	39 69	44	A	Arkansas St.	53 66	84	H	Missouri St.	58 64	119	H	LSU	51 57
												132	H	La.-Lafayette	58 65
												142	A	UT Arlington	59 55
												149	A	Oral Roberts	66 52
												183	H	Tulsa	63 74
												184	A	Troy	71 78
												184	H	Troy	79 64
												202	A	Texas St.	57 67
												205	A	South Ala.	47 34
												205	H	South Ala.	74 43
												243	H	Appalachian St.	67 50
												269	H	Georgia St.	59 32
												271	H	Ga. Southern	69 36
												289	A	La.-Monroe	53 37
												289	H	La.-Monroe	56 44
LAST 12 Division I GAMES:															
289	A	La.-Monroe	53 37	202	A	Texas St.	57 67								
205	H	South Ala.	74 43	44	A	Arkansas St.	53 66								
184	H	Troy	79 64	243	H	Appalachian St.	67 50								
269	H	Georgia St.	59 32	289	H	La.-Monroe	56 44								
271	H	Ga. Southern	69 36	132	H	La.-Lafayette	58 65								
142	A	UT Arlington	59 55	184	A	Troy	71 78								

Non-Div I Games:

Little Rock

Loss, Non-Conf, S Site, H Home A Away N Neutral

Average RPI Win:	236	WON-LOST	WINNING	LAST 10	STRENGTH OF	OPP. STRENGTH	TEAM	ADJ.	CONF.	ADJ CONF.
Average RPI Loss:	100	RECORD	PCT. RANK	GAMES	SCHEDULE	OF SCHEDULE	RPI	RPI	RPI	RPI
DIV. I ONLY	17- 6	53	7- 3	328	124	156	156	22	22	
DIV. I NON-CONF.	11- 3	54	3- 0	315	38	122	122	22	22	
TOTALS	RPI 1-25	RPI 26-50	W-L RECORDS	RPI 51-100	RPI 101-150	RPI 150+				
17- 6	0- 0	1- 1	OVERALL	0- 1	1- 4	15- 0				
8- 3	0- 0	1- 0	HOME	0- 1	0- 2	7- 0				
7- 3	0- 0	0- 1	AWAY	0- 0	0- 2	7- 0				
2- 0	0- 0	0- 0	NEUTRAL	0- 0	1- 0	1- 0				
11- 3	0- 0	1- 1	NON-CONFERENCE	0- 0	1- 2	9- 0				
5- 1	0- 0	1- 0	HOME	0- 0	0- 1	4- 0				
4- 2	0- 0	0- 1	AWAY	0- 0	0- 1	4- 0				
2- 0	0- 0	0- 0	NEUTRAL	0- 0	1- 0	1- 0				
6- 3	0- 0	0- 0	CONFERENCE	0- 1	0- 2	6- 0				
3- 2	0- 0	0- 0	HOME	0- 1	0- 1	3- 0				
3- 1	0- 0	0- 0	AWAY	0- 0	0- 1	3- 0				
0- 0	0- 0	0- 0	NEUTRAL	0- 0	0- 0	0- 0				

RPI S	Opponent	Score	RPI S	Opponent	Score	RPI S	Opponent	Score	RPI S	Opponent	Score	Team's RPI: 156
29	H UTEP	47 40	72	H UC Riverside	60 78	113	H San Francisco	52 66				
36	A Southern California	43 69				119	A LSU	53 59				
						129	A Hawaii	42 60				
						129	H Hawaii	55 67				
						134	N Northwestern St.	60 59				
						164	A Pacific	68 60				
						177	H Colorado	59 42				
						187	A UC Davis	75 62				
						194	H UNLV	67 63				
						195	H Cal Poly	65 53				
						245	A Seattle	69 57				
						246	H San Diego St.	74 54				
						255	A Houston	47 41				
						268	N Northern Ariz.	69 48				
						285	H CSUN	74 71				
						307	A Denver	48 41				
						323	H Portland St.	89 71				
						327	A UC Irvine	71 65				
						337	A Cal St. Fullerton	82 61				
						337	H Cal St. Fullerton	62 57				
LAST 12 Division I GAMES:												
129	A Hawaii	42 60	72	H UC Riverside	60 78							
285	H CSUN	74 71	337	A Cal St. Fullerton	82 61							
195	H Cal Poly	65 53	129	H Hawaii	55 67							
187	A UC Davis	75 62	245	A Seattle	69 57							
337	H Cal St. Fullerton	62 57	307	A Denver	48 41							
327	A UC Irvine	71 65	194	H UNLV	67 63							

Non-Div I Games:

Long Beach St.

■ Loss,
 ■ Non-Conf, S Site,
 ■ Home
 ■ Away
 N Neutral

Average RPI Win:	317	WON-LOST	WINNING	LAST 10	STRENGTH OF	OPP. STRENGTH	TEAM	ADJ.	CONF.	ADJ CONF.
Average RPI Loss:	186	RECORD	PCT. RANK	GAMES	SCHEDULE	OF SCHEDULE	RPI	RPI	RPI	RPI
DIV. I ONLY	4- 17	311	2- 8	237	306	312	312	26	26	
DIV. I NON-CONF.	1- 6	311	0- 0	160	153	284	284	29	29	
TOTALS	RPI 1-25	RPI 26-50	W-L RECORDS	RPI 51-100	RPI 101-150	RPI 150+				
4- 17	0- 1	0- 2	OVERALL	0- 0	0- 4	4- 10				
2- 6	0- 0	0- 0	HOME	0- 0	0- 2	2- 4				
2- 11	0- 0	0- 0	AWAY	0- 0	0- 1	2- 0				
0- 0	0- 0	0- 0	NEUTRAL	0- 0	0- 0	0- 0				
1- 6	0- 1	0- 2	NON-CONFERENCE	0- 0	0- 1	1- 2				
1- 0	0- 0	0- 0	HOME	0- 0	0- 0	1- 0				
0- 6	0- 1	0- 2	AWAY	0- 0	0- 1	0- 2				
0- 0	0- 0	0- 0	NEUTRAL	0- 0	0- 0	0- 0				
3- 11	0- 0	0- 0	CONFERENCE	0- 0	0- 3	3- 8				
1- 6	0- 0	0- 0	HOME	0- 0	0- 2	1- 4				
2- 5	0- 0	0- 0	AWAY	0- 0	0- 1	2- 4				
0- 0	0- 0	0- 0	NEUTRAL	0- 0	0- 0	0- 0				

RPI 1-25			RPI 26-50			RPI 51-100			RPI 101+			Team's RPI: 312
RPI	S	Opponent	Score	RPI	S	Opponent	Score	RPI	S	Opponent	Score	
8	A	Oregon St.	45 110	34	A	West Virginia	43 74	101	A	Virginia	46 81	
				47	A	James Madison	30 88	103	H	Liberty	67 72	
								141	A	UNC Asheville	42 81	
								141	H	UNC Asheville	54 61	
								215	H	Radford	67 79	
								216	A	Presbyterian	49 75	
								216	H	Presbyterian	38 59	
								226	A	Gardner-Webb	42 67	
								240	A	High Point	68 79	
								282	H	Campbell	56 73	
								288	A	UNCG	60 81	
								294	A	Coastal Caro.	56 48	
								299	A	Charleston So.	58 66	
								299	H	Charleston So.	54 63	
								308	A	Delaware St.	63 88	
								313	A	Winthrop	63 60	
								313	H	Winthrop	67 60	
								349	H	N.C. Central	60 49	
LAST 12 Division I GAMES:												
141	H	UNC Asheville	54 61	215	H	Radford	67 79					
299	A	Charleston So.	58 66	141	A	UNC Asheville	42 81					
216	A	Presbyterian	49 75	282	H	Campbell	56 73					
313	H	Winthrop	67 60	294	A	Coastal Caro.	56 48					
103	H	Liberty	67 72	313	A	Winthrop	63 60					
226	A	Gardner-Webb	42 67	299	H	Charleston So.	54 63					

Non-Div I Games: Notre Dame (MD) 83 32 N.C. Wesleyan 100 57

Longwood

Loss, Non-Conf, S Site, H Home A Away N Neutral

Average RPI Win: 221		WON-LOST	WINNING	LAST 10	STRENGTH OF	OPP. STRENGTH	TEAM	ADJ.	CONF.	ADJ CONF.
Average RPI Loss: 108		RECORD	PCT. RANK	GAMES	SCHEDULE	OF SCHEDULE	RPI	RPI	RPI	RPI
DIV. I ONLY		11- 10	153	7- 3	182	115	167	167	12	12
DIV. I NON-CONF.		4- 6	201	0- 1	180	178	213	213	10	10
TOTALS	RPI 1-25		RPI 26-50		W-L RECORDS		RPI 51-100		RPI 101-150	RPI 150+
11- 10	0- 2		0- 1		OVERALL		0- 2		2- 2	9- 3
7- 3	0- 1		0- 0		HOME		0- 0		1- 0	6- 2
3- 6	0- 0		0- 0		AWAY		0- 2		1- 0	2- 0
1- 1	0- 1		0- 0		NEUTRAL		0- 0		0- 0	1- 0
4- 6	0- 2		0- 0		NON-CONFERENCE		0- 0		1- 2	3- 2
2- 3	0- 1		0- 0		HOME		0- 0		1- 0	1- 2
1- 2	0- 0		0- 0		AWAY		0- 0		0- 2	1- 0
1- 1	0- 1		0- 0		NEUTRAL		0- 0		0- 0	1- 0
7- 4	0- 0		0- 1		CONFERENCE		0- 2		1- 0	6- 1
5- 0	0- 0		0- 0		HOME		0- 0		0- 0	5- 0
2- 4	0- 0		0- 1		AWAY		0- 2		1- 0	1- 1
0- 0	0- 0		0- 0		NEUTRAL		0- 0		0- 0	0- 0

RPI 1-25				RPI 26-50				RPI 51-100				RPI 101+ Team's RPI: 167			
RPI	S	Opponent	Score	RPI	S	Opponent	Score	RPI	S	Opponent	Score	RPI	S	Opponent	Score
10	N	UCLA	57 68	29	A	UTEP	80 86	77	A	Middle Tenn.	57 68	106	A	Arizona	67 77
21	H	Mississippi St.	63 93					92	A	Charlotte	58 63	132	H	La.-Lafayette	79 62
												146	A	Old Dominion	69 51
												148	A	Wisconsin	65 79
												152	A	Southern Miss.	59 69
												152	H	Southern Miss.	72 37
												169	H	McNeese St.	71 74
												173	H	Fla. Atlantic	65 62
												212	H	North Texas	77 71
												224	A	UTSA	82 72
												237	H	Stephen F. Austin	76 44
												242	H	Rice	63 61
												272	H	Prairie View	68 77
												297	H	FIU	82 63
												307	N	Denver	58 53
												311	A	Nicholls St.	58 55
LAST 12 Division I GAMES:															
				77	A	Middle Tenn.	57 68	173	H	Fla. Atlantic	65 62				
				212	H	North Texas	77 71	297	H	FIU	82 63				
				242	H	Rice	63 61	92	A	Charlotte	58 63				
				29	A	UTEP	80 86	146	A	Old Dominion	69 51				
				224	A	UTSA	82 72	152	A	Southern Miss.	59 69				
				152	H	Southern Miss.	72 37	169	H	McNeese St.	71 74				

Non-Div I Games:	Loyola (LA)	76	40
------------------	-------------	----	----

Louisiana Tech

Loss, Non-Conf, S Site, H Home A Away N Neutral

Louisville

Through Games Of Feb. 12, 2016

Average RPI Win:	124	WON-LOST	WINNING	LAST 10	STRENGTH OF	OPP. STRENGTH	TEAM	ADJ.	CONF.	ADJ CONF.
Average RPI Loss:	44	RECORD	PCT. RANK	GAMES	SCHEDULE	OF SCHEDULE	RPI	RPI	RPI	RPI
DIV. I ONLY	19- 6	42	9- 1	34	22	19	19	5	5	
DIV. I NON-CONF.	8- 5	119	0- 0	73	35	79	79	5	5	
TOTALS	RPI 1-25	RPI 26-50	W-L RECORDS	RPI 51-100	RPI 101-150	RPI 150+				
19- 6	2- 2	3- 2	OVERALL	3- 2	5- 0	6- 0				
9- 2	1- 1	1- 0	HOME	2- 1	2- 0	3- 0				
9- 2	1- 1	2- 0	AWAY	1- 1	3- 0	2- 0				
1- 2	0- 0	0- 2	NEUTRAL	0- 0	0- 0	1- 0				
8- 5	0- 1	1- 2	NON-CONFERENCE	1- 2	1- 0	5- 0				
4- 1	0- 0	0- 0	HOME	1- 1	1- 0	2- 0				
3- 2	0- 1	1- 0	AWAY	0- 1	0- 0	2- 0				
1- 2	0- 0	0- 2	NEUTRAL	0- 0	0- 0	1- 0				
11- 1	2- 1	2- 0	CONFERENCE	2- 0	4- 0	1- 0				
5- 1	1- 1	1- 0	HOME	1- 0	1- 0	1- 0				
6- 0	1- 0	1- 0	AWAY	1- 0	3- 0	0- 0				
0- 0	0- 0	0- 0	NEUTRAL	0- 0	0- 0	0- 0				

RPI S	Opponent	Score	RPI S	Opponent	Score	RPI S	Opponent	Score	RPI S	Opponent	Score
1	H Notre Dame	61 66	26	A Michigan St.	85 78	60	A Western Ky.	69 71	101	A Virginia	59 41
13	H Florida St.	79 69	38	A North Carolina St.	92 90	79	H California	71 75	104	A North Carolina	78 60
22	A Kentucky	54 72	48	H Duke	65 48	80	A Georgia Tech	78 65	114	H IUPUI	70 61
23	A Syracuse	71 53	49	N Dayton	66 79	87	H UT Martin	88 66	123	H Wake Forest	78 54
			50	N Purdue	60 62	97	H Virginia Tech	56 45	144	A Pittsburgh	84 61
LAST 12 Division I GAMES:											
144	A Pittsburgh	84 61	38	A North Carolina St.	92 90	101	A Virginia	59 41	223	H Valparaiso	75 42
1	H Notre Dame	61 66	48	H Duke	65 48	80	A Georgia Tech	78 65	236	H Clemson	75 33
104	A North Carolina	78 60	97	H Virginia Tech	56 45	13	H Florida St.	79 69	254	H Dartmouth	94 52
123	H Wake Forest	78 54							274	A Tennessee Tech	76 54
236	H Clemson	75 33									
23	A Syracuse	71 53									

Non-Div I Games:

Louisville

■ Loss,
 ■ Non-Conf, S Site,
 ■ Home
 ■ Away
 N Neutral

Average RPI Win:	236	WON-LOST	WINNING	LAST 10	STRENGTH OF	OPP. STRENGTH	TEAM	ADJ.	CONF.	ADJ CONF.
Average RPI Loss:	86	RECORD	PCT. RANK	GAMES	SCHEDULE	OF SCHEDULE	RPI	RPI	RPI	RPI
DIV. I ONLY	12- 11	159	6- 4	168	107	153	153	21	21	
DIV. I NON-CONF.	4- 7	222	0- 0	83	20	149	149	17	17	
TOTALS	RPI 1-25	RPI 26-50	W-L RECORDS	RPI 51-100	RPI 101-150	RPI 150+				
12- 11	1- 1	0- 2	OVERALL	0- 6	3- 1	8- 1				
5- 6	0- 0	0- 1	HOME	0- 4	2- 1	3- 0				
7- 5	1- 1	0- 1	AWAY	0- 2	1- 0	5- 1				
0- 0	0- 0	0- 0	NEUTRAL	0- 0	0- 0	0- 0				
4- 7	1- 1	0- 2	NON-CONFERENCE	0- 3	0- 1	3- 0				
1- 4	0- 0	0- 1	HOME	0- 2	0- 1	1- 0				
3- 3	1- 1	0- 1	AWAY	0- 1	0- 0	2- 0				
0- 0	0- 0	0- 0	NEUTRAL	0- 0	0- 0	0- 0				
8- 4	0- 0	0- 0	CONFERENCE	0- 3	3- 0	5- 1				
4- 2	0- 0	0- 0	HOME	0- 2	2- 0	2- 0				
4- 2	0- 0	0- 0	AWAY	0- 1	1- 0	3- 1				
0- 0	0- 0	0- 0	NEUTRAL	0- 0	0- 0	0- 0				

RPI 1-25				RPI 26-50				RPI 51-100				RPI 101+ Team's RPI: 153			
RPI	S	Opponent	Score	RPI	S	Opponent	Score	RPI	S	Opponent	Score	RPI	S	Opponent	Score
16	A	DePaul	88 75	26	A	Michigan St.	47 76	69	H	Central Mich.	59 68	118	H	Western Mich.	45 68
18	A	Green Bay	51 65	33	H	Miami (FL)	50 77	80	A	Georgia Tech	77 84	122	H	UNI	64 60
								84	A	Missouri St.	81 91	139	A	Southern Ill.	69 68
								84	H	Missouri St.	62 73	139	H	Southern Ill.	83 59
								90	H	Northwestern	72 81	242	A	Rice	57 50
								99	H	Drake	65 81	249	A	Indiana St.	48 62
												280	H	Lamar	82 71
												304	H	Wichita St.	60 55
												305	A	Bradley	67 54
												309	A	Illinois St.	57 41
												319	A	Evansville	63 49
												319	H	Evansville	67 54
												336	A	Eastern Ill.	86 75
LAST 12 Division I GAMES:															
				84	A	Missouri St.	81 91	249	A	Indiana St.	48 62				
				319	H	Evansville	67 54	84	H	Missouri St.	62 73				
				139	H	Southern Ill.	83 59	304	H	Wichita St.	60 55				
				99	H	Drake	65 81	139	A	Southern Ill.	69 68				
				122	H	UNI	64 60	319	A	Evansville	63 49				
				309	A	Illinois St.	57 41	305	A	Bradley	67 54				

Non-Div I Games:

Loyola Chicago

■ Loss,
■ Non-Conf,
■ S Site,
■ H Home
■ A Away
N Neutral

Average RPI Win: 315		WON-LOST	WINNING	LAST 10	STRENGTH OF	OPP. STRENGTH	TEAM	ADJ.	CONF.	ADJ CONF.
Average RPI Loss: 161		RECORD	PCT. RANK	GAMES	SCHEDULE	OF SCHEDULE	RPI	RPI	RPI	RPI
DIV. I ONLY		9- 14	234	4- 6	239	338	256	256	28	28
DIV. I NON-CONF.		3- 8	258	0- 0	274	336	288	288	28	28
TOTALS	RPI 1-25		RPI 26-50		W-L RECORDS		RPI 51-100		RPI 101-150	RPI 150+
9- 14	0- 1		0- 0		OVERALL		0- 4		0- 1	9- 8
5- 5	0- 0		0- 0		HOME		0- 1		0- 0	5- 4
4- 9	0- 1		0- 0		AWAY		0- 3		0- 1	4- 4
0- 0	0- 0		0- 0		NEUTRAL		0- 0		0- 0	0- 0
3- 8	0- 1		0- 0		NON-CONFERENCE		0- 1		0- 1	3- 5
1- 3	0- 0		0- 0		HOME		0- 0		0- 0	1- 3
2- 5	0- 1		0- 0		AWAY		0- 1		0- 1	2- 2
0- 0	0- 0		0- 0		NEUTRAL		0- 0		0- 0	0- 0
6- 6	0- 0		0- 0		CONFERENCE		0- 3		0- 0	6- 3
4- 2	0- 0		0- 0		HOME		0- 1		0- 0	4- 1
2- 4	0- 0		0- 0		AWAY		0- 2		0- 0	2- 2
0- 0	0- 0		0- 0		NEUTRAL		0- 0		0- 0	0- 0

RPI 1-25				RPI 26-50				RPI 51-100				RPI 101+				Team's RPI: 256	
RPI	S	Opponent	Score	RPI	S	Opponent	Score	RPI	S	Opponent	Score	RPI	S	Opponent	Score		
11	A	Maryland	47 97					54	A	Villanova	55 67	146	A	Old Dominion	41 64		
								70	A	Army West Point	37 70	168	H	UMBC	46 52		
								70	H	Army West Point	44 52	200	H	William & Mary	61 62		
								91	A	Bucknell	64 71	204	A	Lehigh	48 66		
												204	H	Lehigh	68 76		
												218	H	Fairfield	45 71		
												228	A	Columbia	53 63		
												247	A	Navy	38 45		
												247	H	Navy	51 38		
												263	H	American	52 46		
												295	A	Colgate	65 49		
												330	A	Lafayette	55 51		
												330	H	Lafayette	66 65		
												335	A	Lipscomb	57 52		
												339	A	Mt. St. Mary's	65 63		
												344	A	St. Francis Brooklyn	54 64		
												346	H	Norfolk St.	75 67		
												347	H	Boston U.	63 54		
LAST 12 Division I GAMES:																	
				247	A	Navy	38 45	347	H	Boston U.	63 54						
				70	H	Army West Point	44 52	247	H	Navy	51 38						
				204	H	Lehigh	68 76	70	A	Army West Point	37 70						
				330	A	Lafayette	55 51	204	A	Lehigh	48 66						
				295	A	Colgate	65 49	330	H	Lafayette	66 65						
				91	A	Bucknell	64 71	263	H	American	52 46						

Non-Div I Games:

Loyola Maryland

■ Loss, ■ Non-Conf, S Site, H Home A Away N Neutral

Average RPI Win:	256	WON-LOST	WINNING	LAST 10	STRENGTH OF	OPP. STRENGTH	TEAM	ADJ.	CONF.	ADJ CONF.
Average RPI Loss:	110	RECORD	PCT. RANK	GAMES	SCHEDULE	OF SCHEDULE	RPI	RPI	RPI	RPI
DIV. I ONLY	9- 16	251	3- 3	205	102	235	235	9	9	
DIV. I NON-CONF.	4- 7	222	1- 0	333	191	302	302	9	9	
TOTALS	RPI 1-25	RPI 26-50	W-L RECORDS	RPI 51-100	RPI 101-150	RPI 150+				
9- 16	0- 2	0- 1	OVERALL	0- 7	0- 2	9- 4				
5- 7	0- 1	0- 0	HOME	0- 3	0- 1	5- 2				
3- 9	0- 1	0- 1	AWAY	0- 4	0- 1	3- 2				
1- 0	0- 0	0- 0	NEUTRAL	0- 0	0- 0	1- 0				
4- 7	0- 0	0- 1	NON-CONFERENCE	0- 1	0- 1	4- 4				
2- 2	0- 0	0- 0	HOME	0- 0	0- 0	2- 2				
1- 5	0- 0	0- 1	AWAY	0- 1	0- 1	1- 2				
1- 0	0- 0	0- 0	NEUTRAL	0- 0	0- 0	1- 0				
5- 9	0- 2	0- 0	CONFERENCE	0- 6	0- 1	5- 0				
3- 5	0- 1	0- 0	HOME	0- 3	0- 1	3- 0				
2- 4	0- 1	0- 0	AWAY	0- 3	0- 0	2- 0				
0- 0	0- 0	0- 0	NEUTRAL	0- 0	0- 0	0- 0				

RPI 1-25				RPI 26-50				RPI 51-100				RPI 101+ Team's RPI: 235			
RPI	S	Opponent	Score	RPI	S	Opponent	Score	RPI	S	Opponent	Score	RPI	S	Opponent	Score
14	A	BYU	61 75	30	A	Missouri	48 80	58	H	Santa Clara	56 57	113	H	San Francisco	73 75
14	H	BYU	75 82					61	A	St. Mary's (CA)	57 72	129	A	Hawaii	51 65
								71	A	San Diego	58 82	164	A	Pacific	63 60
								71	H	San Diego	67 75	164	H	Pacific	96 88
								72	A	UC Riverside	62 80	177	A	Colorado	81 92
								88	A	Gonzaga	68 83	195	A	Cal Poly	58 70
								88	H	Gonzaga	59 66	245	H	Seattle	69 78
												246	H	San Diego St.	92 65
												252	H	Pepperdine	79 69
												259	A	UC Santa Barbara	70 63
												283	A	Portland	77 62
												283	H	Portland	62 52
												326	N	Nevada	69 58
												327	H	UC Irvine	95 50
												337	H	Cal St. Fullerton	73 75
LAST 12 Division I GAMES:															
327	H	UC Irvine	95 50	71	A	San Diego	58 82								
164	H	Pacific	96 88	14	A	BYU	61 75								
283	A	Portland	77 62	58	H	Santa Clara	56 57								
88	A	Gonzaga	68 83	113	H	San Francisco	73 75								
71	H	San Diego	67 75	164	A	Pacific	63 60								
14	H	BYU	75 82	61	A	St. Mary's (CA)	57 72								

Non-Div I Games:

Loyola Marymount

■ Loss,
 ■ Non-Conf,
 S Site,
 ■ Home
 ■ Away
 N Neutral

Average RPI Win:	224	WON-LOST	WINNING	LAST 10	STRENGTH OF	OPP. STRENGTH	TEAM	ADJ.	CONF.	ADJ CONF.
Average RPI Loss:	91	RECORD	PCT. RANK	GAMES	SCHEDULE	OF SCHEDULE	RPI	RPI	RPI	RPI
DIV. I ONLY	19- 7	56	9- 1	257	133	89	89	15	15	
DIV. I NON-CONF.	8- 6	136	0- 0	234	44	121	121	18	18	
TOTALS	RPI 1-25	RPI 26-50	W-L RECORDS	RPI 51-100	RPI 101-150	RPI 150+				
19- 7	0- 0	0- 2	OVERALL	1- 2	3- 2	15- 1				
9- 0	0- 0	0- 0	HOME	0- 0	1- 0	8- 0				
8- 6	0- 0	0- 1	AWAY	0- 2	1- 2	7- 1				
2- 1	0- 0	0- 1	NEUTRAL	1- 0	1- 0	0- 0				
8- 6	0- 0	0- 2	NON-CONFERENCE	1- 1	2- 2	5- 1				
3- 0	0- 0	0- 0	HOME	0- 0	0- 0	3- 0				
3- 5	0- 0	0- 1	AWAY	0- 1	1- 2	2- 1				
2- 1	0- 0	0- 1	NEUTRAL	1- 0	1- 0	0- 0				
11- 1	0- 0	0- 0	CONFERENCE	0- 1	1- 0	10- 0				
6- 0	0- 0	0- 0	HOME	0- 0	1- 0	5- 0				
5- 1	0- 0	0- 0	AWAY	0- 1	0- 0	5- 0				
0- 0	0- 0	0- 0	NEUTRAL	0- 0	0- 0	0- 0				

RPI 1-25				RPI 26-50				RPI 51-100				Team's RPI: 89				RPI 101+			
RPI	S	Opponent	Score	RPI	S	Opponent	Score	RPI	S	Opponent	Score	RPI	S	Opponent	Score	RPI	S	Opponent	Score
49	N	Dayton	37 58	52	A	Albany (NY)	59 64	104	A	North Carolina	58 59								
50	A	Purdue	33 56	82	A	Minnesota	64 91	105	A	Boston College	48 55								
				84	N	Missouri St.	69 65	119	N	LSU	52 41								
								124	A	Harvard	64 53								
								125	H	Stony Brook	55 52								
								168	A	UMBC	72 38								
								168	H	UMBC	65 55								
								193	A	Northeastern	44 56								
								206	H	Hartford	61 43								
								220	H	Bryant	76 38								
								230	A	Binghamton	52 38								
								236	H	Clemson	75 42								
								254	A	Dartmouth	59 41								
								258	A	New Hampshire	62 52								
								258	H	New Hampshire	59 55								
								277	H	Central Conn. St.	62 42								
								287	A	Vermont	62 41								
								287	H	Vermont	63 51								
								316	A	UMass Lowell	73 46								
								316	H	UMass Lowell	74 44								
								318	A	North Dakota St.	82 51								
LAST 12 Division I GAMES:																			
316	A	UMass Lowell	73 46	125	H	Stony Brook	55 52												
258	H	New Hampshire	59 55	258	A	New Hampshire	62 52												
168	A	UMBC	72 38	52	A	Albany (NY)	59 64												
287	H	Vermont	63 51	316	H	UMass Lowell	74 44												
230	A	Binghamton	52 38	168	H	UMBC	65 55												
206	H	Hartford	61 43	287	A	Vermont	62 41												

Non-Div I Games: Colby 82 42

Maine

Loss, Non-Conf, S Site, H Home A Away N Neutral

Average RPI Win:	235	WON-LOST	WINNING	LAST 10	STRENGTH OF	OPP. STRENGTH	TEAM	ADJ.	CONF.	ADJ CONF.
Average RPI Loss:	203	RECORD	PCT. RANK	GAMES	SCHEDULE	OF SCHEDULE	RPI	RPI	RPI	RPI
DIV. I ONLY	11- 12	182	5- 4	279	276	232	232	23	23	
DIV. I NON-CONF.	3- 6	234	0- 0	300	303	299	299	24	24	
TOTALS	RPI 1-25	RPI 26-50	W-L RECORDS	RPI 51-100	RPI 101-150	RPI 150+				
11- 12	0- 0	0- 0	OVERALL	0- 1	2- 2	9- 9				
6- 5	0- 0	0- 0	HOME	0- 1	1- 0	5- 4				
5- 7	0- 0	0- 0	AWAY	0- 0	1- 2	4- 5				
0- 0	0- 0	0- 0	NEUTRAL	0- 0	0- 0	0- 0				
3- 6	0- 0	0- 0	NON-CONFERENCE	0- 1	0- 1	3- 4				
2- 2	0- 0	0- 0	HOME	0- 1	0- 0	2- 1				
1- 4	0- 0	0- 0	AWAY	0- 0	0- 1	1- 3				
0- 0	0- 0	0- 0	NEUTRAL	0- 0	0- 0	0- 0				
8- 6	0- 0	0- 0	CONFERENCE	0- 0	2- 1	6- 5				
4- 3	0- 0	0- 0	HOME	0- 0	1- 0	3- 3				
4- 3	0- 0	0- 0	AWAY	0- 0	1- 1	3- 2				
0- 0	0- 0	0- 0	NEUTRAL	0- 0	0- 0	0- 0				

RPI 1-25			RPI 26-50			RPI 51-100			RPI 101+			Team's RPI: 232
RPI	S	Opponent	Score	RPI	S	Opponent	Score	RPI	S	Opponent	Score	
						91	H Bucknell	56	61	109	A Quinnipiac	52 42
										112	A Iona	56 67
										112	H Iona	63 56
										135	A Yale	36 62
										159	H Fordham	49 60
										174	H Brown	80 56
										180	A Marist	64 59
										180	H Marist	73 79
										214	A Siena	59 60
										217	H Canisius	77 55
										218	A Fairfield	70 55
										218	H Fairfield	57 59
										258	A New Hampshire	57 72
										263	A American	48 52
										264	A Holy Cross	44 58
										270	A Monmouth	62 72
										270	H Monmouth	56 57
										290	H Niagara	80 62
										292	A Rider	74 70
										315	A Fairleigh Dickinson	85 78
										333	H Saint Peter's	64 47
										344	H St. Francis Brooklyn	61 53
LAST 12 Division I GAMES:												
270	H	Monmouth	56 57	112	H	Iona	63 56					
180	A	Marist	64 59	218	H	Fairfield	57 59					
217	H	Canisius	77 55	180	H	Marist	73 79					
270	A	Monmouth	62 72	214	A	Siena	59 60					
292	A	Rider	74 70	218	A	Fairfield	70 55					
333	H	Saint Peter's	64 47	112	A	Iona	56 67					

Non-Div I Games:

Manhattan

■ Loss,
 ■ Non-Conf,
 ■ S Site,
 ■ H Home
 ■ A Away
 N Neutral

M
a
r
i
s
t

Marist

■ Loss, ■ Non-Conf, S Site, H Home A Away N Neutral

Average RPI Win:	154	WON-LOST	WINNING	LAST 10	STRENGTH OF	OPP. STRENGTH	TEAM	ADJ.	CONF.	ADJ CONF.
Average RPI Loss:	62	RECORD	PCT. RANK	GAMES	SCHEDULE	OF SCHEDULE	RPI	RPI	RPI	RPI
DIV. I ONLY	12- 13	179	7- 3	33	62	86	86	6	6	
DIV. I NON-CONF.	5- 6	180	0- 0	21	71	90	90	6	6	
TOTALS	RPI 1-25	RPI 26-50	W-L RECORDS	RPI 51-100	RPI 101-150	RPI 150+				
12- 13	0- 4	2- 2	OVERALL	2- 4	2- 3	6- 0				
8- 3	0- 1	2- 0	HOME	2- 1	2- 1	2- 0				
3- 10	0- 3	0- 2	AWAY	0- 3	0- 2	3- 0				
1- 0	0- 0	0- 0	NEUTRAL	0- 0	0- 0	1- 0				
5- 6	0- 3	0- 0	NON-CONFERENCE	1- 1	1- 2	3- 0				
2- 2	0- 1	0- 0	HOME	1- 0	1- 1	0- 0				
2- 4	0- 2	0- 0	AWAY	0- 1	0- 1	2- 0				
1- 0	0- 0	0- 0	NEUTRAL	0- 0	0- 0	1- 0				
7- 7	0- 1	2- 2	CONFERENCE	1- 3	1- 1	3- 0				
6- 1	0- 0	2- 0	HOME	1- 1	1- 0	2- 0				
1- 6	0- 1	0- 2	AWAY	0- 2	0- 1	1- 0				
0- 0	0- 0	0- 0	NEUTRAL	0- 0	0- 0	0- 0				

RPI S	Opponent	Score	RPI S	Opponent	Score	RPI S	Opponent	Score	RPI S	Opponent	Score
8	H Oregon St.	58 65	37	A Seton Hall	68 99	54	A Villanova	60 81	114	H IUPUI	55 60
9	A Arizona St.	80 90	37	H Seton Hall	89 82	54	H Villanova	75 82	120	H Creighton	79 72
16	A DePaul	86 91	45	A St. John's (NY)	77 81	57	H Auburn	70 69	137	A Xavier	66 71
18	A Green Bay	55 75	45	H St. John's (NY)	67 64	81	A South Dakota	69 97	145	A Northern Ky.	78 83
						93	A Georgetown	72 75	148	H Wisconsin	77 61
						93	H Georgetown	87 72	176	A Milwaukee	101 81
									198	A Butler	80 64
									198	H Butler	76 69
									222	N Richmond	98 80
									251	H Providence	105 75
									297	A FIU	95 83
LAST 12 Division I GAMES:											
198	H Butler	76 69	251	H Providence	105 75						
54	A Villanova	60 81	198	A Butler	80 64						
93	A Georgetown	72 75	137	A Xavier	66 71						
37	H Seton Hall	89 82	93	H Georgetown	87 72						
45	H St. John's (NY)	67 64	54	H Villanova	75 82						
120	H Creighton	79 72	45	A St. John's (NY)	77 81						

Non-Div I Games:

Marquette

Average RPI Win: 227		WON-LOST	WINNING	LAST 10	STRENGTH OF	OPP. STRENGTH	TEAM	ADJ.	CONF.	ADJ CONF.
Average RPI Loss: 108		RECORD	PCT. RANK	GAMES	SCHEDULE	OF SCHEDULE	RPI	RPI	RPI	RPI
DIV. I ONLY		14- 6	72	6- 4	258	181	136	136	12	12
DIV. I NON-CONF.		8- 1	23	1- 0	312	339	128	128	10	10
TOTALS	RPI 1-25		RPI 26-50		W-L RECORDS		RPI 51-100		RPI 101-150	RPI 150+
14- 6	0- 0		1- 1		OVERALL		0- 3		2- 0	11- 2
10- 2	0- 0		1- 0		HOME		0- 1		1- 0	8- 1
4- 3	0- 0		0- 0		AWAY		0- 2		1- 0	3- 1
0- 1	0- 0		0- 1		NEUTRAL		0- 0		0- 0	0- 0
8- 1	0- 0		0- 1		NON-CONFERENCE		0- 0		1- 0	7- 0
6- 0	0- 0		0- 0		HOME		0- 0		0- 0	6- 0
2- 0	0- 0		0- 0		AWAY		0- 0		1- 0	1- 0
0- 1	0- 0		0- 1		NEUTRAL		0- 0		0- 0	0- 0
6- 5	0- 0		1- 0		CONFERENCE		0- 3		1- 0	4- 2
4- 2	0- 0		1- 0		HOME		0- 1		1- 0	2- 1
2- 3	0- 0		0- 0		AWAY		0- 2		0- 0	2- 1
0- 0	0- 0		0- 0		NEUTRAL		0- 0		0- 0	0- 0

RPI 1-25				RPI 26-50				RPI 51-100				RPI 101+			
RPI	S	Opponent	Score	RPI	S	Opponent	Score	RPI	S	Opponent	Score	RPI	S	Opponent	Score
				29	H	UTEP	79 64	60	A	Western Ky.	52 81	139	A	Southern Ill.	61 55
				34	N	West Virginia	60 66	77	A	Middle Tenn.	54 65	146	H	Old Dominion	80 62
								92	H	Charlotte	61 64	151	A	UAB	64 61
												163	H	Cornell	73 47
												173	A	Fla. Atlantic	73 84
												182	H	Rhode Island	72 62
												212	H	North Texas	63 71
												224	H	UTSA	80 76
												242	H	Rice	81 52
												279	H	Saint Francis (PA)	81 73
												293	A	Morehead St.	104 101
												297	A	FIU	65 58
												343	H	NJIT	63 50
												345	H	Alabama A&M	81 45
												346	H	Norfolk St.	81 67
LAST 12 Division I GAMES:															
				224	H	UTSA	80 76	242	H	Rice	81 52				
				29	H	UTEP	79 64	212	H	North Texas	63 71				
				151	A	UAB	64 61	297	A	FIU	65 58				
				77	A	Middle Tenn.	54 65	173	A	Fla. Atlantic	73 84				
				146	H	Old Dominion	80 62	60	A	Western Ky.	52 81				
				92	H	Charlotte	61 64	139	A	Southern Ill.	61 55				

Non-Div I Games:	Brescia	92	40	West Va. Tech	83	39
------------------	---------	----	----	---------------	----	----

Marshall

■ Loss, ■ Non-Conf, S Site, H Home A Away N Neutral

Average RPI Win:	138	WON-LOST	WINNING	LAST 10	STRENGTH OF	OPP. STRENGTH	TEAM	ADJ.	CONF.	ADJ CONF.
Average RPI Loss:	4	RECORD	PCT. RANK	GAMES	SCHEDULE	OF SCHEDULE	RPI	RPI	RPI	RPI
DIV. I ONLY	22- 3	10	4- 1	61	29	11	11	4	4	
DIV. I NON-CONF.	11- 1	16	0- 0	150	135	36	36	4	4	
TOTALS	RPI 1-25	RPI 26-50	W-L RECORDS	RPI 51-100	RPI 101-150	RPI 150+				
22- 3	1- 3	4- 0	OVERALL	5- 0	4- 0	8- 0				
12- 1	1- 1	3- 0	HOME	2- 0	0- 0	6- 0				
7- 1	0- 1	1- 0	AWAY	2- 0	2- 0	2- 0				
3- 1	0- 1	0- 0	NEUTRAL	1- 0	2- 0	0- 0				
11- 1	1- 1	0- 0	NON-CONFERENCE	1- 0	2- 0	7- 0				
7- 0	1- 0	0- 0	HOME	0- 0	0- 0	6- 0				
1- 0	0- 0	0- 0	AWAY	0- 0	0- 0	1- 0				
3- 1	0- 1	0- 0	NEUTRAL	1- 0	2- 0	0- 0				
11- 2	0- 2	4- 0	CONFERENCE	4- 0	2- 0	1- 0				
5- 1	0- 1	3- 0	HOME	2- 0	0- 0	0- 0				
6- 1	0- 1	1- 0	AWAY	2- 0	2- 0	1- 0				
0- 0	0- 0	0- 0	NEUTRAL	0- 0	0- 0	0- 0				

RPI 1-25				RPI 26-50				RPI 51-100				RPI 101+			
RPI	S	Opponent	Score	RPI	S	Opponent	Score	RPI	S	Opponent	Score	RPI	S	Opponent	Score
2	N	UConn	73 83	26	H	Michigan St.	85 76	53	A	Iowa	76 56	131	A	Penn St.	89 53
5	A	Ohio St.	86 94	43	H	Indiana	86 63	55	N	South Dakota St.	62 55	144	N	Pittsburgh	70 49
5	H	Ohio St.	71 80	50	A	Purdue	87 67	75	H	Nebraska	89 50	146	N	Old Dominion	95 49
23	H	Syracuse	82 64	50	H	Purdue	73 59	78	A	Michigan	74 67	148	A	Wisconsin	90 65
								90	H	Northwestern	80 62	161	A	Illinois	79 63
												172	H	Detroit	97 41
												178	H	Southern U.	94 61
												240	H	High Point	105 50
												256	H	Loyola Maryland	97 47
												277	H	Central Conn. St.	86 43
												316	H	UMass Lowell	102 53
												317	A	UMES	106 30
LAST 12 Division I GAMES:															
26	H	Michigan St.	85 76	148	A	Wisconsin	90 65								
50	H	Purdue	73 59	90	H	Northwestern	80 62								
5	A	Ohio St.	86 94	78	A	Michigan	74 67								
50	A	Purdue	87 67	53	A	Iowa	76 56								
43	H	Indiana	86 63	75	H	Nebraska	89 50								
131	A	Penn St.	89 53	5	H	Ohio St.	71 80								

Non-Div I Games:

Maryland

Massachusetts

Through Games Of Feb. 12, 2016

Average RPI Win:	237	WON-LOST	WINNING	LAST 10	STRENGTH OF	OPP. STRENGTH	TEAM	ADJ.	CONF.	ADJ CONF.
Average RPI Loss:	129	RECORD	PCT. RANK	GAMES	SCHEDULE	OF SCHEDULE	RPI	RPI	RPI	RPI
DIV. I ONLY	6- 17	288	0- 5	154	125	261	261	7	7	
DIV. I NON-CONF.	6- 6	160	0- 1	263	203	200	200	8	8	
TOTALS	RPI 1-25	RPI 26-50	W-L RECORDS	RPI 51-100	RPI 101-150	RPI 150+				
6- 17	0- 2	0- 2	OVERALL	1- 4	0- 2	5- 7				
4- 6	0- 0	0- 0	HOME	1- 2	0- 1	3- 3				
2- 10	0- 2	0- 2	AWAY	0- 1	0- 1	2- 4				
0- 1	0- 0	0- 0	NEUTRAL	0- 1	0- 0	0- 0				
6- 6	0- 0	0- 1	NON-CONFERENCE	1- 1	0- 2	5- 2				
4- 1	0- 0	0- 0	HOME	1- 0	0- 1	3- 0				
2- 4	0- 0	0- 1	AWAY	0- 0	0- 1	2- 2				
0- 1	0- 0	0- 0	NEUTRAL	0- 1	0- 0	0- 0				
0- 11	0- 2	0- 1	CONFERENCE	0- 3	0- 0	0- 5				
0- 5	0- 0	0- 0	HOME	0- 2	0- 0	0- 3				
0- 6	0- 2	0- 1	AWAY	0- 1	0- 0	0- 2				
0- 0	0- 0	0- 0	NEUTRAL	0- 0	0- 0	0- 0				

RPI 1-25				RPI 26-50				RPI 51-100				RPI 101+ Team's RPI: 261			
RPI	S	Opponent	Score	RPI	S	Opponent	Score	RPI	S	Opponent	Score	RPI	S	Opponent	Score
24	A	Duquesne	64 73	35	A	George Washington	50 67	65	N	Ball St.	54 81	124	A	Harvard	65 67
25	A	St. Bonaventure	41 66	48	A	Duke	46 70	67	H	Hofstra	57 56	138	H	Buffalo	48 56
								76	A	Saint Louis	49 69	159	H	Fordham	55 60
								94	H	Saint Joseph's	58 62	175	A	George Mason	59 64
								98	H	VCU	66 74	177	A	Colorado	63 90
												182	H	Rhode Island	79 80
												206	H	Hartford	63 57
												220	A	Bryant	86 69
												222	H	Richmond	68 74
												264	A	Holy Cross	74 60
												277	A	Central Conn. St.	68 78
												277	A	La Salle	57 66
												316	H	UMass Lowell	84 58
												347	H	Boston U.	73 56
LAST 12 Division I GAMES:															
65	N	Ball St.	54 81	35	A	George Washington	50 67	222	H	Richmond	68 74				
277	A	La Salle	57 66	76	A	Saint Louis	49 69	25	A	St. Bonaventure	41 66				
159	H	Fordham	55 60	94	H	Saint Joseph's	58 62	98	H	VCU	66 74				
24	A	Duquesne	64 73												
175	A	George Mason	59 64												
182	H	Rhode Island	79 80												

Non-Div I Games:

Massachusetts

■ Loss,
 ■ Non-Conf,
 ■ S Site,
 ■ H Home
 ■ A Away
 N Neutral

Average RPI Win:	255	WON-LOST	WINNING	LAST 10	STRENGTH OF	OPP. STRENGTH	TEAM	ADJ.	CONF.	ADJ CONF.
Average RPI Loss:	154	RECORD	PCT. RANK	GAMES	SCHEDULE	OF SCHEDULE	RPI	RPI	RPI	RPI
DIV. I ONLY	13- 8	108	3- 1	315	200	169	169	27	27	
DIV. I NON-CONF.	5- 4	138	1- 0	157	68	97	97	26	26	
TOTALS	RPI 1-25	RPI 26-50	W-L RECORDS	RPI 51-100	RPI 101-150	RPI 150+				
13- 8	0- 1	0- 0	OVERALL	0- 3	2- 0	11- 4				
7- 1	0- 0	0- 0	HOME	0- 0	1- 0	6- 1				
5- 7	0- 1	0- 0	AWAY	0- 3	1- 0	4- 3				
1- 0	0- 0	0- 0	NEUTRAL	0- 0	0- 0	1- 0				
5- 4	0- 1	0- 0	NON-CONFERENCE	0- 2	1- 0	4- 1				
2- 0	0- 0	0- 0	HOME	0- 0	0- 0	2- 0				
2- 4	0- 1	0- 0	AWAY	0- 2	1- 0	1- 1				
1- 0	0- 0	0- 0	NEUTRAL	0- 0	0- 0	1- 0				
8- 4	0- 0	0- 0	CONFERENCE	0- 1	1- 0	7- 3				
5- 1	0- 0	0- 0	HOME	0- 0	1- 0	4- 1				
3- 3	0- 0	0- 0	AWAY	0- 1	0- 0	3- 2				
0- 0	0- 0	0- 0	NEUTRAL	0- 0	0- 0	0- 0				

RPI 1-25				RPI 26-50				RPI 51-100				RPI 101+ Team's RPI: 169			
RPI	S	Opponent	Score	RPI	S	Opponent	Score	RPI	S	Opponent	Score	RPI	S	Opponent	Score
4	A	Baylor	46 105					59	A	Chattanooga	53 68	134	H	Northwestern St.	78 74
								64	A	Abilene Christian	62 79	142	A	UT Arlington	63 57
								83	A	Tulane	55 74	155	A	Ole Miss	56 96
												167	A	Louisiana Tech	74 71
												234	A	Houston Baptist	71 64
												237	A	Stephen F. Austin	55 80
												239	H	Sam Houston St.	82 79
												242	H	Rice	61 53
												254	N	Dartmouth	78 56
												289	H	La.-Monroe	72 62
												306	A	Southeastern La.	83 74
												306	H	Southeastern La.	96 79
												311	A	Nicholls St.	81 85
												321	H	A&M-Corpus Christi	72 51
												322	H	Incarinate Word	55 68
												340	A	New Orleans	77 74
												340	H	New Orleans	92 63
LAST 12 Division I GAMES:															
142	A	UT Arlington	63 57	134	H	Northwestern St.	78 74	322	H	Incarinate Word	55 68	239	H	Sam Houston St.	82 79
306	A	Southeastern La.	83 74	64	A	Abilene Christian	62 79	321	H	A&M-Corpus Christi	72 51	234	A	Houston Baptist	71 64
311	A	Nicholls St.	81 85												
340	H	New Orleans	92 63												
340	A	New Orleans	77 74												
306	H	Southeastern La.	96 79												

Non-Div I Games: Loyola (LA) 70 69 Louisiana Col. 73 59 Southern-N.O. 97 61

McNeese St.

Loss, Non-Conf, S Site, H Home A Away N Neutral

Memphis

Through Games Of Feb. 12, 2016

Average RPI Win:	185	WON-LOST	WINNING	LAST 10	STRENGTH OF	OPP. STRENGTH	TEAM	ADJ.	CONF.	ADJ CONF.
Average RPI Loss:	95	RECORD	PCT. RANK	GAMES	SCHEDULE	OF SCHEDULE	RPI	RPI	RPI	RPI
DIV. I ONLY	14- 10	127	6- 4	131	72	116	116	8	8	
DIV. I NON-CONF.	6- 5	146	0- 0	132	99	150	150	7	7	
TOTALS	RPI 1-25	RPI 26-50	W-L RECORDS	RPI 51-100	RPI 101-150	RPI 150+				
14- 10	0- 2	1- 1	OVERALL	3- 3	1- 0	9- 4				
10- 4	0- 1	1- 1	HOME	2- 1	1- 0	6- 1				
4- 6	0- 1	0- 0	AWAY	1- 2	0- 0	3- 3				
0- 0	0- 0	0- 0	NEUTRAL	0- 0	0- 0	0- 0				
6- 5	0- 0	0- 1	NON-CONFERENCE	2- 2	1- 0	3- 2				
5- 2	0- 0	0- 1	HOME	1- 1	1- 0	3- 0				
1- 3	0- 0	0- 0	AWAY	1- 1	0- 0	0- 2				
0- 0	0- 0	0- 0	NEUTRAL	0- 0	0- 0	0- 0				
8- 5	0- 2	1- 0	CONFERENCE	1- 1	0- 0	6- 2				
5- 2	0- 1	1- 0	HOME	1- 0	0- 0	3- 1				
3- 3	0- 1	0- 0	AWAY	0- 1	0- 0	3- 1				
0- 0	0- 0	0- 0	NEUTRAL	0- 0	0- 0	0- 0				

RPI	S	Opponent	Score	RPI	S	Opponent	Score	RPI	S	Opponent	Score	RPI	S	Opponent	Score	Team's RPI: 116
2	A	UConn	40 83	35	H	George Washington	62 68	62	A	Temple	58 82	139	H	Southern Ill.	61 58	
2	H	UConn	46 86	41	H	South Fla.	88 87	69	A	Central Mich.	64 61	157	A	SMU	49 58	
								76	H	Saint Louis	57 63	161	H	Illinois	81 75	
								82	A	Minnesota	60 70	162	A	Little Rock	53 61	
								83	H	Tulane	83 67	183	A	Tulsa	69 58	
								93	H	Georgetown	57 53	183	H	Tulsa	59 65	
												192	A	Kansas	63 72	
												209	A	Cincinnati	64 47	
												209	H	Cincinnati	54 51	
												255	H	Houston	74 57	
												266	A	UCF	69 52	
												266	H	UCF	75 59	
												275	H	Jacksonville St.	70 55	
												336	H	Eastern Ill.	80 49	
LAST 12 Division I GAMES:																
266	A	UCF	69 52	157	A	SMU	49 58									
209	H	Cincinnati	54 51	2	H	UConn	46 86									
2	A	UConn	40 83	183	H	Tulsa	59 65									
266	H	UCF	75 59	209	A	Cincinnati	64 47									
183	A	Tulsa	69 58	255	H	Houston	74 57									
41	H	South Fla.	88 87	83	H	Tulane	83 67									

Non-Div I Games:

Memphis

Loss, Non-Conf, S Site, H Home A Away N Neutral

Average RPI Win:	256	WON-LOST	WINNING	LAST 10	STRENGTH OF	OPP. STRENGTH	TEAM	ADJ.	CONF.	ADJ CONF.
Average RPI Loss:	82	RECORD	PCT. RANK	GAMES	SCHEDULE	OF SCHEDULE	RPI	RPI	RPI	RPI
DIV. I ONLY	16- 6	57	9- 1	277	211	126	126	17	17	
DIV. I NON-CONF.	8- 5	119	3- 0	221	265	153	153	16	16	
TOTALS	RPI 1-25	RPI 26-50	W-L RECORDS	RPI 51-100	RPI 101-150	RPI 150+				
16- 6	0- 1	0- 1	OVERALL	1- 2	1- 2	14- 0				
7- 3	0- 0	0- 0	HOME	1- 1	0- 2	6- 0				
8- 2	0- 1	0- 1	AWAY	0- 0	1- 0	7- 0				
1- 1	0- 0	0- 0	NEUTRAL	0- 1	0- 0	1- 0				
8- 5	0- 1	0- 1	NON-CONFERENCE	0- 2	0- 1	8- 0				
4- 2	0- 0	0- 0	HOME	0- 1	0- 1	4- 0				
3- 2	0- 1	0- 1	AWAY	0- 0	0- 0	3- 0				
1- 1	0- 0	0- 0	NEUTRAL	0- 1	0- 0	1- 0				
8- 1	0- 0	0- 0	CONFERENCE	1- 0	1- 1	6- 0				
3- 1	0- 0	0- 0	HOME	1- 0	0- 1	2- 0				
5- 0	0- 0	0- 0	AWAY	0- 0	1- 0	4- 0				
0- 0	0- 0	0- 0	NEUTRAL	0- 0	0- 0	0- 0				

RPI 1-25				RPI 26-50				RPI 51-100				RPI 101+ Team's RPI: 126			
RPI	S	Opponent	Score	RPI	S	Opponent	Score	RPI	S	Opponent	Score	RPI	S	Opponent	Score
13	A	Florida St.	36 79	27	A	Georgia	44 57	59	H	Chattanooga	67 44	121	A	Samford	63 60
								76	H	Saint Louis	60 68	139	H	Southern Ill.	52 55
								92	N	Charlotte	62 72	143	H	ETSU	53 55
												190	H	Col. of Charleston	66 58
												210	A	Furman	61 50
												271	H	Ga. Southern	62 50
												274	A	Tennessee Tech	63 47
												275	H	Jacksonville St.	46 39
												288	A	UNCG	86 78
												288	H	UNCG	81 47
												291	A	Kennesaw St.	72 61
												298	A	Florida A&M	54 50
												300	A	Western Caro.	92 88
												300	H	Western Caro.	63 42
												301	H	North Florida	68 54
												302	A	Wofford	70 61
												324	N	Howard	70 53
LAST 12 Division I GAMES:															
288	H	UNCG	81 47	121	A	Samford	63 60								
300	H	Western Caro.	63 42	300	A	Western Caro.	92 88								
210	A	Furman	61 50	288	A	UNCG	86 78								
302	A	Wofford	70 61	298	A	Florida A&M	54 50								
143	H	ETSU	53 55	301	H	North Florida	68 54								
59	H	Chattanooga	67 44	190	H	Col. of Charleston	66 58								

Non-Div I Games: Faulkner 86 33 Coastal Ga. 87 48

Mercer

Loss, Non-Conf, S Site, H Home A Away N Neutral

Average RPI Win:	154	WON-LOST	WINNING	LAST 10	STRENGTH OF	OPP. STRENGTH	TEAM	ADJ.	CONF.	ADJ CONF.
Average RPI Loss:	35	RECORD	PCT. RANK	GAMES	SCHEDULE	OF SCHEDULE	RPI	RPI	RPI	RPI
DIV. I ONLY	21- 4	18	8- 2	89	56	33	33	5	5	
DIV. I NON-CONF.	12- 1	9	0- 0	190	115	40	40	5	5	
TOTALS	RPI 1-25	RPI 26-50	W-L RECORDS	RPI 51-100	RPI 101-150	RPI 150+				
21- 4	0- 3	3- 0	OVERALL	3- 0	6- 1	9- 0				
12- 2	0- 2	2- 0	HOME	0- 0	3- 0	7- 0				
8- 1	0- 0	0- 0	AWAY	3- 0	3- 1	2- 0				
1- 1	0- 1	1- 0	NEUTRAL	0- 0	0- 0	0- 0				
12- 1	0- 1	1- 0	NON-CONFERENCE	1- 0	2- 0	8- 0				
8- 0	0- 0	0- 0	HOME	0- 0	1- 0	7- 0				
3- 0	0- 0	0- 0	AWAY	1- 0	1- 0	1- 0				
1- 1	0- 1	1- 0	NEUTRAL	0- 0	0- 0	0- 0				
9- 3	0- 2	2- 0	CONFERENCE	2- 0	4- 1	1- 0				
4- 2	0- 2	2- 0	HOME	0- 0	2- 0	0- 0				
5- 1	0- 0	0- 0	AWAY	2- 0	2- 1	1- 0				
0- 0	0- 0	0- 0	NEUTRAL	0- 0	0- 0	0- 0				

RPI 1-25				RPI 26-50				Team's RPI: 33				RPI 51-100				RPI 101+			
RPI	S	Opponent	Score	RPI	S	Opponent	Score	RPI	S	Opponent	Score	RPI	S	Opponent	Score	RPI	S	Opponent	Score
4	N	Baylor	81 88	38	H	North Carolina St.	73 44	80	A	Georgia Tech	58 55	101	A	Virginia	56 76				
13	H	Florida St.	58 69	43	N	Indiana	89 75	92	A	Charlotte	77 70	102	H	Wright St.	80 67				
23	H	Syracuse	51 57	48	H	Duke	61 53	97	A	Virginia Tech	57 45	104	A	North Carolina	76 61				
												105	A	Boston College	67 62				
												123	H	Wake Forest	71 60				
												144	H	Pittsburgh	79 55				
												146	A	Old Dominion	61 35				
												153	A	Loyola Chicago	77 50				
												161	H	Illinois	73 64				
												176	H	Milwaukee	77 38				
												236	A	Clemson	83 49				
												250	H	Coppin St.	78 59				
												253	H	Bethune-Cookman	55 47				
												277	H	La Salle	86 58				
												297	H	FIU	83 55				
												316	H	UMass Lowell	84 53				
LAST 12 Division I GAMES:																			
				80	A	Georgia Tech	58 55					104	A	North Carolina	76 61				
				48	H	Duke	61 53					123	H	Wake Forest	71 60				
				105	A	Boston College	67 62					236	A	Clemson	83 49				
				23	H	Syracuse	51 57					144	H	Pittsburgh	79 55				
				97	A	Virginia Tech	57 45					101	A	Virginia	56 76				
				13	H	Florida St.	58 69					38	H	North Carolina St.	73 44				

Non-Div I Games:

Miami (FL)

■ Loss,
■ Non-Conf, S Site,
■ Home
■ Away
N Neutral

Average RPI Win:	262	WON-LOST	WINNING	LAST 10	STRENGTH OF	OPP. STRENGTH	TEAM	ADJ.	CONF.	ADJ CONF.
Average RPI Loss:	132	RECORD	PCT. RANK	GAMES	SCHEDULE	OF SCHEDULE	RPI	RPI	RPI	RPI
DIV. I ONLY	9- 13	222	3- 7	251	175	262	262	11	11	
DIV. I NON-CONF.	6- 5	146	0- 1	301	227	238	238	13	13	
TOTALS	RPI 1-25	RPI 26-50	W-L RECORDS	RPI 51-100	RPI 101-150	RPI 150+				
9- 13	0- 0	0- 0	OVERALL	0- 5	1- 4	8- 4				
7- 5	0- 0	0- 0	HOME	0- 1	1- 2	6- 2				
1- 8	0- 0	0- 0	AWAY	0- 4	0- 2	1- 2				
1- 0	0- 0	0- 0	NEUTRAL	0- 0	0- 0	1- 0				
6- 5	0- 0	0- 0	NON-CONFERENCE	0- 2	0- 1	6- 2				
4- 2	0- 0	0- 0	HOME	0- 0	0- 1	4- 1				
1- 3	0- 0	0- 0	AWAY	0- 2	0- 0	1- 1				
1- 0	0- 0	0- 0	NEUTRAL	0- 0	0- 0	1- 0				
3- 8	0- 0	0- 0	CONFERENCE	0- 3	1- 3	2- 2				
3- 3	0- 0	0- 0	HOME	0- 1	1- 1	2- 1				
0- 5	0- 0	0- 0	AWAY	0- 2	0- 2	0- 1				
0- 0	0- 0	0- 0	NEUTRAL	0- 0	0- 0	0- 0				

RPI S	Opponent	Score	RPI S	Opponent	Score	RPI S	Opponent	Score	RPI S	Opponent	Score	Team's RPI: 262
						65	A Ball St.	41 66	108	H Toledo	50 55	
						69	A Central Mich.	54 77	110	A Akron	65 77	
						69	H Central Mich.	58 72	118	A Western Mich.	66 80	
						78	A Michigan	55 97	138	H Buffalo	69 58	
						87	A UT Martin	47 74	145	H Northern Ky.	57 71	
									173	A Fla. Atlantic	65 68	
									207	H Eastern Ky.	72 77	
									208	H Oakland	65 54	
									223	A Valparaiso	75 72	
									238	H Bowling Green	58 64	
									244	A Northern Ill.	73 92	
									244	H Northern Ill.	66 60	
									281	H Austin Peay	75 60	
									293	H Morehead St.	59 57	
									319	H Evansville	91 85	
									325	N LIU Brooklyn	68 49	
									329	H Kent St.	55 52	
LAST 12 Division I GAMES:												
244	A	Northern Ill.	73	92	118	A	Western Mich.	66	80			
110	A	Akron	65	77	108	H	Toledo	50	55			
329	H	Kent St.	55	52	65	A	Ball St.	41	66			
69	A	Central Mich.	54	77	244	H	Northern Ill.	66	60			
138	H	Buffalo	69	58	238	H	Bowling Green	58	64			
69	H	Central Mich.	58	72	173	A	Fla. Atlantic	65	68			

Non-Div I Games:

Miami (OH)

■ Loss,
 ■ Non-Conf, S Site,
 ■ Home
 ■ Away
 N Neutral

Michigan

Through Games Of Feb. 12, 2016

Average RPI Win:	156	WON-LOST	WINNING	LAST 10	STRENGTH OF	OPP. STRENGTH	TEAM	ADJ.	CONF.	ADJ CONF.
Average RPI Loss:	42	RECORD	PCT. RANK	GAMES	SCHEDULE	OF SCHEDULE	RPI	RPI	RPI	RPI
DIV. I ONLY	14- 10	127	5- 5	35	51	78	78	4	4	
DIV. I NON-CONF.	8- 3	77	0- 0	89	165	80	80	4	4	
TOTALS	RPI 1-25	RPI 26-50	W-L RECORDS	RPI 51-100	RPI 101-150	RPI 150+				
14- 10	0- 3	0- 4	OVERALL	3- 2	5- 1	6- 0				
11- 5	0- 3	0- 1	HOME	2- 1	4- 0	5- 0				
3- 5	0- 0	0- 3	AWAY	1- 1	1- 1	1- 0				
0- 0	0- 0	0- 0	NEUTRAL	0- 0	0- 0	0- 0				
8- 3	0- 1	0- 1	NON-CONFERENCE	0- 0	3- 1	5- 0				
7- 1	0- 1	0- 0	HOME	0- 0	3- 0	4- 0				
1- 2	0- 0	0- 1	AWAY	0- 0	0- 1	1- 0				
0- 0	0- 0	0- 0	NEUTRAL	0- 0	0- 0	0- 0				
6- 7	0- 2	0- 3	CONFERENCE	3- 2	2- 0	1- 0				
4- 4	0- 2	0- 1	HOME	2- 1	1- 0	1- 0				
2- 3	0- 0	0- 2	AWAY	1- 1	1- 0	0- 0				
0- 0	0- 0	0- 0	NEUTRAL	0- 0	0- 0	0- 0				

RPI 1-25				RPI 26-50				RPI 51-100				RPI 101+			
RPI	S	Opponent	Score	RPI	S	Opponent	Score	RPI	S	Opponent	Score	RPI	S	Opponent	Score
5	H	Ohio St.	93 97	26	A	Michigan St.	64 85	53	A	Iowa	69 85	111	A	Eastern Mich.	63 64
10	H	UCLA	77 86	40	A	Princeton	57 74	53	H	Iowa	82 75	131	A	Penn St.	91 87
11	H	Maryland	67 74	43	A	Indiana	69 77	75	H	Nebraska	81 93	137	H	Xavier	92 54
				50	H	Purdue	63 65	82	A	Minnesota	93 86	144	H	Pittsburgh	82 45
								82	H	Minnesota	92 76	148	H	Wisconsin	82 65
												149	H	Oral Roberts	61 44
												161	H	Illinois	96 83
												172	A	Detroit	88 61
												206	H	Hartford	83 47
												227	H	USC Upstate	119 61
												230	H	Binghamton	90 62
												262	H	Miami (OH)	97 55
LAST 12 Division I GAMES:															
148	H	Wisconsin	82 65	5	H	Ohio St.	93 97								
161	H	Illinois	96 83	131	A	Penn St.	91 87								
26	A	Michigan St.	64 85	11	H	Maryland	67 74								
82	H	Minnesota	92 76	82	A	Minnesota	93 86								
53	A	Iowa	69 85	53	H	Iowa	82 75								
75	H	Nebraska	81 93	43	A	Indiana	69 77								

Non-Div I Games:

Michigan

■ Loss,
 ■ Non-Conf,
 ■ S Site,
 ■ H Home
 ■ A Away
 N Neutral

Average RPI Win: 124		WON-LOST	WINNING	LAST 10	STRENGTH OF	OPP. STRENGTH	TEAM	ADJ.	CONF.	ADJ CONF.
Average RPI Loss: 36		RECORD	PCT. RANK	GAMES	SCHEDULE	OF SCHEDULE	RPI	RPI	RPI	RPI
DIV. I ONLY		18- 6	46	3- 2	54	14	26	26	4	4
DIV. I NON-CONF.		9- 2	37	0- 0	62	61	30	30	4	4
TOTALS	RPI 1-25	RPI 26-50		W-L RECORDS		RPI 51-100	RPI 101-150	RPI 150+		
18- 6	0- 4	3- 1		OVERALL		4- 0	4- 1	7- 0		
11- 2	0- 1	3- 0		HOME		3- 0	2- 1	3- 0		
6- 3	0- 2	0- 1		AWAY		1- 0	2- 0	3- 0		
1- 1	0- 1	0- 0		NEUTRAL		0- 0	0- 0	1- 0		
9- 2	0- 2	1- 0		NON-CONFERENCE		0- 0	1- 0	7- 0		
5- 1	0- 1	1- 0		HOME		0- 0	1- 0	3- 0		
3- 0	0- 0	0- 0		AWAY		0- 0	0- 0	3- 0		
1- 1	0- 1	0- 0		NEUTRAL		0- 0	0- 0	1- 0		
9- 4	0- 2	2- 1		CONFERENCE		4- 0	3- 1	0- 0		
6- 1	0- 0	2- 0		HOME		3- 0	1- 1	0- 0		
3- 3	0- 2	0- 1		AWAY		1- 0	2- 0	0- 0		
0- 0	0- 0	0- 0		NEUTRAL		0- 0	0- 0	0- 0		

RPI 1-25				
RPI	S	Opponent	Score	
4	N	Baylor	76	84
5	A	Ohio St.	80	85
11	A	Maryland	76	85
19	H	Louisville	78	85

RPI 26-50				Team's RPI: 26	
RPI	S	Opponent	Score		
27	H	Georgia	66	45	
42	H	Rutgers	59	48	
43	A	Indiana	65	81	
50	H	Purdue	68	56	

RPI 51-100				
RPI	S	Opponent	Score	
53	A	Iowa	74	69
53	H	Iowa	80	73
78	H	Michigan	85	64
90	H	Northwestern	74	51

RPI 101+				
RPI	S	Opponent	Score	
118	H	Western Mich.	78	40
131	A	Penn St.	71	55
131	H	Penn St.	61	65
148	A	Wisconsin	77	54
148	H	Wisconsin	77	67
153	H	Loyola Chicago	76	47
158	A	Davidson	73	44
172	H	Detroit	81	42
193	A	Northeastern	77	51
199	H	Idaho St.	79	60
208	A	Oakland	82	62
209	N	Cincinnati	103	63

LAST 12 Division I GAMES:					
11	A	Maryland	76	85	42 H Rutgers 59 48
131	H	Penn St.	61	65	53 H Iowa 80 73
53	A	Iowa	74	69	43 A Indiana 65 81
78	H	Michigan	85	64	90 H Northwestern 74 51
148	A	Wisconsin	77	54	131 A Penn St. 71 55
50	H	Purdue	68	56	148 H Wisconsin 77 67

Non-Div I Games:

Michigan St.

■ Loss, ■ Non-Conf, S Site, H Home A Away N Neutral

Average RPI Win:	188	WON-LOST	WINNING	LAST 10	STRENGTH OF	OPP. STRENGTH	TEAM	ADJ.	CONF.	ADJ CONF.
Average RPI Loss:	78	RECORD	PCT. RANK	GAMES	SCHEDULE	OF SCHEDULE	RPI	RPI	RPI	RPI
DIV. I ONLY	16- 7	74	9- 1	125	96	77	77	12	12	
DIV. I NON-CONF.	6- 5	146	0- 0	125	88	124	124	10	10	
TOTALS	RPI 1-25	RPI 26-50	W-L RECORDS	RPI 51-100	RPI 101-150	RPI 150+				
16- 7	0- 1	0- 2	OVERALL	3- 1	2- 3	11- 0				
8- 3	0- 1	0- 0	HOME	3- 0	1- 2	4- 0				
8- 3	0- 0	0- 1	AWAY	0- 0	1- 0	7- 0				
0- 1	0- 0	0- 0	NEUTRAL	0- 0	0- 1	0- 0				
6- 5	0- 1	0- 1	NON-CONFERENCE	1- 1	1- 2	4- 0				
3- 2	0- 1	0- 0	HOME	1- 0	0- 1	2- 0				
3- 2	0- 0	0- 1	AWAY	0- 1	1- 0	2- 0				
0- 1	0- 0	0- 0	NEUTRAL	0- 0	0- 1	0- 0				
10- 2	0- 0	0- 1	CONFERENCE	2- 0	1- 1	7- 0				
5- 1	0- 0	0- 0	HOME	2- 0	1- 1	2- 0				
5- 1	0- 0	0- 1	AWAY	0- 0	0- 0	5- 0				
0- 0	0- 0	0- 0	NEUTRAL	0- 0	0- 0	0- 0				

RPI	S	Opponent	Score	RPI	S	Opponent	Score	RPI	S	Opponent	Score	RPI	S	Opponent	Score
22	H	Kentucky	52 68	29	A	UTEP	73 84	60	H	Western Ky.	83 75	101	H	Virginia	66 70
				32	A	Ohio	49 72	69	A	Central Mich.	59 81	136	H	Marshall	65 54
								84	H	Missouri St.	70 54	137	A	Xavier	62 53
								92	H	Charlotte	72 67	146	H	Old Dominion	58 61
												150	N	Alabama	46 64
												151	H	UAB	68 40
												155	H	Ole Miss	84 75
												167	H	Louisiana Tech	68 57
												173	A	Fla. Atlantic	83 73
												212	A	North Texas	76 52
												224	A	UTSA	74 63
												242	A	Rice	61 60
												274	H	Tennessee Tech	69 53
												281	A	Austin Peay	86 55
												297	A	FIU	85 62
												326	A	Nevada	90 46
LAST 12 Division I GAMES:															
167	H	Louisiana Tech	68 57	212	A	North Texas	76 52								
297	A	FIU	85 62	146	H	Old Dominion	58 61								
173	A	Fla. Atlantic	83 73	92	H	Charlotte	72 67								
60	H	Western Ky.	83 75	224	A	UTSA	74 63								
136	H	Marshall	65 54	29	A	UTEP	73 84								
242	A	Rice	61 60	151	H	UAB	68 40								

Non-Div I Games:

Middle Tenn.

■ Loss,
■ Non-Conf,
■ S Site,
■ H Home
■ A Away
N Neutral

Average RPI Win:	256	WON-LOST	WINNING	LAST 10	STRENGTH OF	OPP. STRENGTH	TEAM	ADJ.	CONF.	ADJ CONF.
Average RPI Loss:	112	RECORD	PCT. RANK	GAMES	SCHEDULE	OF SCHEDULE	RPI	RPI	RPI	RPI
DIV. I ONLY	13- 9	118	7- 3	276	161	176	176	14	14	
DIV. I NON-CONF.	6- 5	146	1- 0	343	208	267	267	15	15	
TOTALS	RPI 1-25	RPI 26-50	W-L RECORDS	RPI 51-100	RPI 101-150	RPI 150+				
13- 9	0- 2	0- 1	OVERALL	0- 2	2- 1	11- 3				
7- 4	0- 1	0- 0	HOME	0- 1	0- 0	7- 2				
5- 5	0- 1	0- 1	AWAY	0- 1	2- 1	3- 1				
1- 0	0- 0	0- 0	NEUTRAL	0- 0	0- 0	1- 0				
6- 5	0- 0	0- 1	NON-CONFERENCE	0- 2	0- 0	6- 2				
3- 2	0- 0	0- 0	HOME	0- 1	0- 0	3- 1				
2- 3	0- 0	0- 1	AWAY	0- 1	0- 0	2- 1				
1- 0	0- 0	0- 0	NEUTRAL	0- 0	0- 0	1- 0				
7- 4	0- 2	0- 0	CONFERENCE	0- 0	2- 1	5- 1				
4- 2	0- 1	0- 0	HOME	0- 0	0- 0	4- 1				
3- 2	0- 1	0- 0	AWAY	0- 0	2- 1	1- 0				
0- 0	0- 0	0- 0	NEUTRAL	0- 0	0- 0	0- 0				

RPI 1-25				RPI 26-50				RPI 51-100				RPI 101+ Team's RPI: 176			
RPI	S	Opponent	Score	RPI	S	Opponent	Score	RPI	S	Opponent	Score	RPI	S	Opponent	Score
18	A	Green Bay	46 69	33	A	Miami (FL)	38 77	86	H	Marquette	81 101	102	A	Wright St.	82 60
18	H	Green Bay	42 63					90	A	Northwestern	44 69	115	A	Youngstown St.	67 69
												145	A	Northern Ky.	86 60
												172	H	Detroit	79 89
												173	A	Fla. Atlantic	67 71
												201	H	Ill.-Chicago	54 53
												208	H	Oakland	77 64
												223	H	Valparaiso	82 60
												244	H	Northern Ill.	73 58
												277	N	La Salle	69 53
												303	A	Cleveland St.	62 46
												303	H	Cleveland St.	59 58
												307	H	Denver	49 56
												310	H	UMKC	70 48
												332	H	IPFW	73 60
												336	A	Eastern Ill.	82 71
												338	A	Chicago St.	55 48
LAST 12 Division I GAMES:															
303	H	Cleveland St.	59 58	223	H	Valparaiso	82 60								
18	A	Green Bay	46 69	201	H	Ill.-Chicago	54 53								
208	H	Oakland	77 64	303	A	Cleveland St.	62 46								
172	H	Detroit	79 89	115	A	Youngstown St.	67 69								
145	A	Northern Ky.	86 60	338	A	Chicago St.	55 48								
102	A	Wright St.	82 60	18	H	Green Bay	42 63								

Non-Div I Games:

Milwaukee

■ Loss,
 ■ Non-Conf, S Site,
 ■ Home
 ■ Away
 N Neutral

Average RPI Win:	159	WON-LOST	WINNING	LAST 10	STRENGTH OF	OPP. STRENGTH	TEAM	ADJ.	CONF.	ADJ CONF.
Average RPI Loss:	76	RECORD	PCT. RANK	GAMES	SCHEDULE	OF SCHEDULE	RPI	RPI	RPI	RPI
DIV. I ONLY	17- 7	62	7- 3	152	36	82	82	4	4	
DIV. I NON-CONF.	8- 3	77	0- 0	241	190	140	140	4	4	
TOTALS	RPI 1-25	RPI 26-50	W-L RECORDS	RPI 51-100	RPI 101-150	RPI 150+				
17- 7	0- 0	2- 3	OVERALL	4- 3	4- 0	7- 1				
12- 2	0- 0	2- 0	HOME	3- 1	3- 0	4- 1				
4- 4	0- 0	0- 3	AWAY	1- 1	1- 0	2- 0				
1- 1	0- 0	0- 0	NEUTRAL	0- 1	0- 0	1- 0				
8- 3	0- 0	0- 1	NON-CONFERENCE	1- 1	2- 0	5- 1				
6- 1	0- 0	0- 0	HOME	1- 0	2- 0	3- 1				
1- 1	0- 0	0- 1	AWAY	0- 0	0- 0	1- 0				
1- 1	0- 0	0- 0	NEUTRAL	0- 1	0- 0	1- 0				
9- 4	0- 0	2- 2	CONFERENCE	3- 2	2- 0	2- 0				
6- 1	0- 0	2- 0	HOME	2- 1	1- 0	1- 0				
3- 3	0- 0	0- 2	AWAY	1- 1	1- 0	1- 0				
0- 0	0- 0	0- 0	NEUTRAL	0- 0	0- 0	0- 0				

RPI S	Opponent	Score	RPI S	Opponent	Score	RPI S	Opponent	Score	RPI S	Opponent	Score
42	A Rutgers	55 66	42	H Rutgers	85 72	57	N Auburn	79 81	116	H Memphis	70 60
43	H Indiana	78 76	43	H Indiana	78 76	75	H Nebraska	110 73	117	H North Dakota	57 47
48	A Duke	64 84	48	A Duke	64 84	78	A Michigan	76 92	131	H Penn St.	98 85
50	A Purdue	72 84	50	A Purdue	72 84	78	H Michigan	86 93	148	A Wisconsin	84 77
						89	H Maine	91 64	161	A Illinois	106 75
						90	A Northwestern	112 106	161	H Illinois	82 77
						90	H Northwestern	95 92	178	N Stetson	72 69
									181	H New Mexico	53 72
									286	H Towson	105 86
									302	H Wofford	98 54
									329	A Kent St.	85 73
									343	H NJIT	83 50
LAST 12 Division I GAMES:											
75	H Nebraska	110 73	90	H Northwestern	95 92						
90	A Northwestern	112 106	43	H Indiana	78 76						
42	H Rutgers	85 72	50	A Purdue	72 84						
78	A Michigan	76 92	78	H Michigan	86 93						
161	H Illinois	82 77	161	A Illinois	106 75						
148	A Wisconsin	84 77	131	H Penn St.	98 85						

Non-Div I Games:

Minnesota

Mississippi St.

Through Games Of Feb. 12, 2016

Average RPI Win:	156	WON-LOST	WINNING	LAST 10	STRENGTH OF	OPP. STRENGTH	TEAM	ADJ.	CONF.	ADJ CONF.
Average RPI Loss:	16	RECORD	PCT. RANK	GAMES	SCHEDULE	OF SCHEDULE	RPI	RPI	RPI	RPI
DIV. I ONLY	21- 5	32	6- 4	69	63	21	21	2	2	
DIV. I NON-CONF.	13- 1	8	0- 0	212	256	47	47	2	2	
TOTALS	RPI 1-25	RPI 26-50	W-L RECORDS	RPI 51-100	RPI 101-150	RPI 150+				
21- 5	2- 3	2- 2	OVERALL	2- 0	5- 0	10- 0				
13- 1	1- 1	1- 0	HOME	1- 0	2- 0	8- 0				
4- 4	1- 2	0- 2	AWAY	0- 0	2- 0	1- 0				
4- 0	0- 0	1- 0	NEUTRAL	1- 0	1- 0	1- 0				
13- 1	0- 1	1- 0	NON-CONFERENCE	1- 0	2- 0	9- 0				
8- 0	0- 0	0- 0	HOME	0- 0	1- 0	7- 0				
1- 1	0- 1	0- 0	AWAY	0- 0	0- 0	1- 0				
4- 0	0- 0	1- 0	NEUTRAL	1- 0	1- 0	1- 0				
8- 4	2- 2	1- 2	CONFERENCE	1- 0	3- 0	1- 0				
5- 1	1- 1	1- 0	HOME	1- 0	1- 0	1- 0				
3- 3	1- 1	0- 2	AWAY	0- 0	2- 0	0- 0				
0- 0	0- 0	0- 0	NEUTRAL	0- 0	0- 0	0- 0				

RPI 1-25				RPI 26-50				RPI 51-100				RPI 101+			
RPI	S	Opponent	Score	RPI	S	Opponent	Score	RPI	S	Opponent	Score	RPI	S	Opponent	Score
3	H	South Carolina	51 57	27	A	Georgia	43 47	57	H	Auburn	60 45	118	N	Western Mich.	90 68
7	A	Texas	47 53	30	A	Missouri	54 66	63	N	FGCU	65 60	119	A	LSU	71 52
12	H	Tennessee	65 63	30	H	Missouri	52 42					121	H	Samford	68 47
15	A	Texas A&M	58 64	41	N	South Fla.	68 58					130	A	Arkansas	65 55
20	A	Florida	76 70									130	H	Arkansas	80 55
												152	H	Southern Miss.	78 65
												155	H	Ole Miss	79 51
												157	N	SMU	72 70
												167	A	Louisiana Tech	93 63
												231	H	Grambling	107 43
												267	H	Tennessee St.	82 54
												296	H	Savannah St.	92 25
												306	H	Southeastern La.	81 41
												346	H	Norfolk St.	92 34
												348	H	Mississippi Val.	109 37
LAST 12 Division I GAMES:															
15	A	Texas A&M	58 64	27	A	Georgia	43 47								
30	H	Missouri	52 42	155	H	Ole Miss	79 51								
119	A	LSU	71 52	30	A	Missouri	54 66								
130	A	Arkansas	65 55	130	H	Arkansas	80 55								
12	H	Tennessee	65 63	57	H	Auburn	60 45								
3	H	South Carolina	51 57	20	A	Florida	76 70								

Non-Div I Games:

Mississippi St.

■ Loss,
 ■ Non-Conf, S Site,
 ■ Home
 ■ Away
 N Neutral

Mississippi Valley				Through Games of Feb. 11, 1910						
Average RPI Win:	334	WON-LOST	WINNING	LAST 10	STRENGTH OF	OPP. STRENGTH	TEAM	ADJ.	CONF.	ADJ CONF.
Average RPI Loss:	220	RECORD	PCT. RANK	GAMES	SCHEDULE	OF SCHEDULE	RPI	RPI	RPI	RPI
DIV. I ONLY	1- 18	348	0- 10	319	322	348	348	32	32	
DIV. I NON-CONF.	0- 8	338	0- 1	166	70	320	320	31	31	
TOTALS	RPI 1-25	RPI 26-50	W-L RECORDS	RPI 51-100	RPI 101-150	RPI 150+				
1- 18	0- 1	0- 0	OVERALL	0- 1	0- 2	1- 14				
1- 6	0- 0	0- 0	HOME	0- 0	0- 0	1- 6				
0- 11	0- 1	0- 0	AWAY	0- 1	0- 2	0- 7				
0- 1	0- 0	0- 0	NEUTRAL	0- 0	0- 0	0- 1				
0- 8	0- 1	0- 0	NON-CONFERENCE	0- 1	0- 2	0- 4				
0- 0	0- 0	0- 0	HOME	0- 0	0- 0	0- 0				
0- 7	0- 1	0- 0	AWAY	0- 1	0- 2	0- 3				
0- 1	0- 0	0- 0	NEUTRAL	0- 0	0- 0	0- 1				
1- 10	0- 0	0- 0	CONFERENCE	0- 0	0- 0	1- 10				
1- 6	0- 0	0- 0	HOME	0- 0	0- 0	1- 6				
0- 4	0- 0	0- 0	AWAY	0- 0	0- 0	0- 4				
0- 0	0- 0	0- 0	NEUTRAL	0- 0	0- 0	0- 0				

RPI 1-25				RPI 26-50				RPI 51-100				RPI 101+				Team's RPI: 348	
RPI	S	Opponent	Score	RPI	S	Opponent	Score	RPI	S	Opponent	Score	RPI	S	Opponent	Score		
21	A	Mississippi St.	37 109					66	A	Vanderbilt	39 89	130	A	Arkansas	46 86		
												150	A	Alabama	35 98		
												151	A	UAB	33 80		
												152	A	Southern Miss.	55 71		
												155	A	Ole Miss	61 97		
												178	H	Southern U.	36 99		
												231	H	Grambling	52 65		
												233	A	Texas Southern	38 76		
												272	A	Prairie View	57 80		
												284	A	Alabama St.	50 100		
												284	H	Alabama St.	51 79		
												311	N	Nicholls St.	54 63		
												320	H	Alcorn	66 81		
												328	H	Jackson St.	46 72		
												334	H	Ark.-Pine Bluff	62 60		
												345	A	Alabama A&M	68 79		
												345	H	Alabama A&M	74 84		
LAST 12 Division I GAMES:																	
345	H	Alabama A&M	74 84	178	H	Southern U.	36 99										
284	H	Alabama St.	51 79	320	H	Alcorn	66 81										
231	H	Grambling	52 65	345	A	Alabama A&M	68 79										
328	H	Jackson St.	46 72	284	A	Alabama St.	50 100										
272	A	Prairie View	57 80	334	H	Ark.-Pine Bluff	62 60										
233	A	Texas Southern	38 76	130	A	Arkansas	46 86										

Non-Div I Games:	Philander Smith	64	53	Blue Mountain	72	67
------------------	-----------------	----	----	---------------	----	----

Mississippi Val.

Loss, Non-Conf, S Site, H Home A Away N Neutral

Average RPI Win:	155	WON-LOST	WINNING	LAST 10	STRENGTH OF	OPP. STRENGTH	TEAM	ADJ.	CONF.	ADJ CONF.
Average RPI Loss:	35	RECORD	PCT. RANK	GAMES	SCHEDULE	OF SCHEDULE	RPI	RPI	RPI	RPI
DIV. I ONLY	19- 6	42	5- 5	68	41	30	30	2	2	
DIV. I NON-CONF.	13- 0	1	0- 0	236	155	37	37	2	2	
TOTALS	RPI 1-25	RPI 26-50	W-L RECORDS	RPI 51-100	RPI 101-150	RPI 150+				
19- 6	2- 4	1- 1	OVERALL	3- 0	3- 1	10- 0				
12- 2	2- 1	0- 1	HOME	1- 0	3- 0	6- 0				
6- 4	0- 1	1- 0	AWAY	2- 0	0- 0	3- 0				
1- 0	0- 0	0- 0	NEUTRAL	0- 0	0- 0	1- 0				
13- 0	0- 0	0- 0	NON-CONFERENCE	3- 0	1- 0	9- 0				
8- 0	0- 0	0- 0	HOME	1- 0	1- 0	6- 0				
4- 0	0- 0	0- 0	AWAY	2- 0	0- 0	2- 0				
1- 0	0- 0	0- 0	NEUTRAL	0- 0	0- 0	1- 0				
6- 6	2- 4	1- 1	CONFERENCE	0- 0	2- 1	1- 0				
4- 2	2- 1	0- 1	HOME	0- 0	2- 0	0- 0				
2- 4	0- 3	1- 0	AWAY	0- 0	0- 1	1- 0				
0- 0	0- 0	0- 0	NEUTRAL	0- 0	0- 0	0- 0				

RPI 1-25				RPI 26-50				Team's RPI: 30	RPI 51-100				RPI 101+			
RPI	S	Opponent	Score	RPI	S	Opponent	Score		RPI	S	Opponent	Score	RPI	S	Opponent	Score
3	A	South Carolina	58 83	27	A	Georgia	54 48		61	A	St. Mary's (CA)	95 78	119	H	LSU	52 46
12	H	Tennessee	55 71	27	H	Georgia	50 65		84	A	Missouri St.	71 55	123	H	Wake Forest	94 81
15	A	Texas A&M	77 81						92	H	Charlotte	88 71	130	A	Arkansas	52 64
20	H	Florida	79 64										150	H	Alabama	63 52
21	A	Mississippi St.	42 52										155	A	Ole Miss	60 46
21	H	Mississippi St.	66 54										171	H	SIUE	75 46
													177	A	Colorado	79 75
													193	N	Northeastern	69 56
													196	H	Southeast Mo. St.	74 32
													202	H	Texas St.	82 56
													235	H	Loyola Marymount	80 48
													280	H	Lamar	91 57
													304	A	Wichita St.	57 37
													334	H	Ark.-Pine Bluff	85 34
LAST 12 Division I GAMES:																
150	H	Alabama	63 52	15	A	Texas A&M	77 81									
21	A	Mississippi St.	42 52	130	A	Arkansas	52 64									
27	H	Georgia	50 65	21	H	Mississippi St.	66 54									
155	A	Ole Miss	60 46	3	A	South Carolina	58 83									
119	H	LSU	52 46	27	A	Georgia	54 48									
20	H	Florida	79 64	12	H	Tennessee	55 71									

Non-Div I Games:

Missouri

■ Loss,
■ Non-Conf, S Site,
■ Home
■ Away
N Neutral

Average RPI Win:	202	WON-LOST	WINNING	LAST 10	STRENGTH OF	OPP. STRENGTH	TEAM	ADJ.	CONF.	ADJ CONF.
Average RPI Loss:	67	RECORD	PCT. RANK	GAMES	SCHEDULE	OF SCHEDULE	RPI	RPI	RPI	RPI
DIV. I ONLY	15- 8	90	7- 3	94	131	84	84	21	21	
DIV. I NON-CONF.	6- 5	146	0- 0	27	32	78	78	17	17	
TOTALS	RPI 1-25	RPI 26-50	W-L RECORDS	RPI 51-100	RPI 101-150	RPI 150+				
15- 8	0- 2	0- 1	OVERALL	0- 4	4- 1	11- 0				
5- 4	0- 1	0- 1	HOME	0- 1	2- 1	3- 0				
9- 2	0- 0	0- 0	AWAY	0- 2	2- 0	7- 0				
1- 2	0- 1	0- 0	NEUTRAL	0- 1	0- 0	1- 0				
6- 5	0- 2	0- 1	NON-CONFERENCE	0- 2	2- 0	4- 0				
2- 2	0- 1	0- 1	HOME	0- 0	1- 0	1- 0				
3- 1	0- 0	0- 0	AWAY	0- 1	1- 0	2- 0				
1- 2	0- 1	0- 0	NEUTRAL	0- 1	0- 0	1- 0				
9- 3	0- 0	0- 0	CONFERENCE	0- 2	2- 1	7- 0				
3- 2	0- 0	0- 0	HOME	0- 1	1- 1	2- 0				
6- 1	0- 0	0- 0	AWAY	0- 1	1- 0	5- 0				
0- 0	0- 0	0- 0	NEUTRAL	0- 0	0- 0	0- 0				

RPI 1-25				RPI 26-50				RPI 51-100				Team's RPI: 84	RPI 101+			
RPI	S	Opponent	Score	RPI	S	Opponent	Score	RPI	S	Opponent	Score		RPI	S	Opponent	Score
6	N	Stanford	65 82	30	H	Missouri	55 71	77	A	Middle Tenn.	54 70		122	A	UNI	78 75
17	H	Oklahoma St.	55 74					89	N	Maine	65 69		122	H	UNI	60 65
								99	A	Drake	72 95		130	A	Arkansas	69 54
								99	H	Drake	75 82		139	H	Southern Ill.	82 77
													149	H	Oral Roberts	72 64
													153	A	Loyola Chicago	73 62
													153	H	Loyola Chicago	91 81
													155	A	Ole Miss	91 78
													162	A	Little Rock	64 58
													180	N	Marist	77 45
													207	H	Eastern Ky.	87 63
													249	A	Indiana St.	59 51
													304	A	Wichita St.	77 57
													305	A	Bradley	55 44
													309	A	Illinois St.	73 51
													319	H	Evansville	77 70
LAST 12 Division I GAMES:																
				153	H	Loyola Chicago	91 81					153	A	Loyola Chicago	73 62	
				99	A	Drake	72 95					305	A	Bradley	55 44	
				122	A	UNI	78 75					122	H	UNI	60 65	
				304	A	Wichita St.	77 57					99	H	Drake	75 82	
				139	H	Southern Ill.	82 77					249	A	Indiana St.	59 51	
				319	H	Evansville	77 70					309	A	Illinois St.	73 51	

Non-Div I Games: MidAmerica Naz. 88 61

Missouri St.

Average RPI Win:	243	WON-LOST	WINNING	LAST 10	STRENGTH OF	OPP. STRENGTH	TEAM	ADJ.	CONF.	ADJ CONF.
Average RPI Loss:	192	RECORD	PCT. RANK	GAMES	SCHEDULE	OF SCHEDULE	RPI	RPI	RPI	RPI
DIV. I ONLY	9- 15	241	4- 6	268	281	270	270	23	23	
DIV. I NON-CONF.	2- 7	280	0- 0	313	319	332	332	24	24	
TOTALS	RPI 1-25	RPI 26-50	W-L RECORDS	RPI 51-100	RPI 101-150	RPI 150+				
9- 15	0- 0	0- 1	OVERALL	0- 0	1- 4	8- 10				
6- 6	0- 0	0- 0	HOME	0- 0	1- 2	5- 4				
3- 9	0- 0	0- 1	AWAY	0- 0	0- 2	3- 6				
0- 0	0- 0	0- 0	NEUTRAL	0- 0	0- 0	0- 0				
2- 7	0- 0	0- 1	NON-CONFERENCE	0- 0	0- 1	2- 5				
1- 3	0- 0	0- 0	HOME	0- 0	0- 1	1- 2				
1- 4	0- 0	0- 1	AWAY	0- 0	0- 0	1- 3				
0- 0	0- 0	0- 0	NEUTRAL	0- 0	0- 0	0- 0				
7- 8	0- 0	0- 0	CONFERENCE	0- 0	1- 3	6- 5				
5- 3	0- 0	0- 0	HOME	0- 0	1- 1	4- 2				
2- 5	0- 0	0- 0	AWAY	0- 0	0- 2	2- 3				
0- 0	0- 0	0- 0	NEUTRAL	0- 0	0- 0	0- 0				

RPI 1-25			RPI 26-50			RPI 51-100			RPI 101+			Team's RPI: 270
RPI	S	Opponent	Score	RPI	S	Opponent	Score	RPI	S	Opponent	Score	
				40	A	Princeton	70 81					
								109	A	Quinnipiac	58 85	
								109	H	Quinnipiac	63 60	
								111	H	Eastern Mich.	68 78	
								112	A	Iona	56 68	
								112	H	Iona	49 64	
								180	A	Marist	55 78	
								180	H	Marist	60 52	
								186	H	Robert Morris	47 60	
								204	A	Lehigh	88 95	
								214	A	Siena	54 64	
								214	H	Siena	63 69	
								217	H	Canisius	79 75	
								218	H	Fairfield	60 68	
								232	A	Manhattan	57 56	
								232	H	Manhattan	72 62	
								251	A	Providence	59 71	
								277	H	La Salle	50 65	
								290	H	Niagara	83 60	
								292	A	Rider	87 75	
								295	A	Colgate	86 80	
								315	A	Fairleigh Dickinson	75 81	
								333	A	Saint Peter's	62 67	
								344	H	St. Francis Brooklyn	63 54	
LAST 12 Division I GAMES:												
232	A	Manhattan	57 56	112	H	Iona	49 64					
217	H	Canisius	79 75	292	A	Rider	87 75					
112	A	Iona	56 68	180	A	Marist	55 78					
232	H	Manhattan	72 62	214	A	Siena	54 64					
218	H	Fairfield	60 68	180	H	Marist	60 52					
109	A	Quinnipiac	58 85	333	A	Saint Peter's	62 67					

Non-Div I Games:

Monmouth

Average RPI Win: 245	WON-LOST	WINNING	LAST 10	STRENGTH OF	OPP. STRENGTH	TEAM	ADJ.	CONF.	ADJ CONF.
Average RPI Loss: 173	RECORD	PCT. RANK	GAMES	SCHEDULE	OF SCHEDULE	RPI	RPI	RPI	RPI
DIV. I ONLY	13- 9	118	5- 5	326	177	221	221	19	19
DIV. I NON-CONF.	6- 4	125	0- 0	272	218	196	196	21	21
TOTALS	RPI 1-25	RPI 26-50	W-L RECORDS	RPI 51-100	RPI 101-150	RPI 150+			
13- 9	0- 0	0- 0	OVERALL	1- 1	0- 2	12- 6			
10- 2	0- 0	0- 0	HOME	0- 0	0- 1	10- 1			
2- 7	0- 0	0- 0	AWAY	0- 1	0- 1	2- 5			
1- 0	0- 0	0- 0	NEUTRAL	1- 0	0- 0	0- 0			
6- 4	0- 0	0- 0	NON-CONFERENCE	1- 1	0- 0	5- 3			
5- 1	0- 0	0- 0	HOME	0- 0	0- 0	5- 1			
0- 3	0- 0	0- 0	AWAY	0- 1	0- 0	0- 2			
1- 0	0- 0	0- 0	NEUTRAL	1- 0	0- 0	0- 0			
7- 5	0- 0	0- 0	CONFERENCE	0- 0	0- 2	7- 3			
5- 1	0- 0	0- 0	HOME	0- 0	0- 1	5- 0			
2- 4	0- 0	0- 0	AWAY	0- 0	0- 1	2- 3			
0- 0	0- 0	0- 0	NEUTRAL	0- 0	0- 0	0- 0			

RPI S	Opponent	Score	RPI S	Opponent	Score	RPI S	Opponent	Score	RPI S	Opponent	Score	Team's RPI: 221
51	A Colorado St.	43	75	117	H North Dakota	59	61	147	A Idaho	61	78	
85	N Drexel	58	50	154	H Northern Colo.	58	46	160	A Montana St.	52	61	
				164	H Pacific	64	54	173	H Fla. Atlantic	83	69	
				188	A Eastern Wash.	65	67	197	A Sacramento St.	75	83	
				197	H Sacramento St.	90	83	204	A Lehigh	53	80	
				211	H Utah St.	86	70	245	H Seattle	44	58	
				248	A Wyoming	61	68	268	H Northern Ariz.	81	58	
				283	H Portland	90	67	323	A Portland St.	79	58	
				323	H Portland St.	76	57	331	A Southern Utah	81	50	
				331	H Southern Utah	66	60	337	H Cal St. Fullerton	86	51	
LAST 12 Division I GAMES:												
331	A Southern Utah	81	50	117	H North Dakota	59	61					
323	H Portland St.	76	57	154	H Northern Colo.	58	46					
197	H Sacramento St.	90	83	197	A Sacramento St.	75	83					
160	A Montana St.	52	61	323	A Portland St.	79	58					
188	A Eastern Wash.	65	67	331	H Southern Utah	66	60					
147	A Idaho	61	78	268	H Northern Ariz.	81	58					

Non-Div I Games: Mont. St.-Northern 80 32

Montana

Loss, Non-Conf, S Site, H Home A Away N Neutral

Average RPI Win:	254	WON-LOST	WINNING	LAST 10	STRENGTH OF	OPP. STRENGTH	TEAM	ADJ.	CONF.	ADJ CONF.
Average RPI Loss:	158	RECORD	PCT. RANK	GAMES	SCHEDULE	OF SCHEDULE	RPI	RPI	RPI	RPI
DIV. I ONLY	16- 5	41	9- 1	342	172	160	160	19	19	
DIV. I NON-CONF.	5- 4	138	0- 0	339	250	248	248	21	21	
TOTALS	RPI 1-25	RPI 26-50	W-L RECORDS	RPI 51-100	RPI 101-150	RPI 150+				
16- 5	0- 0	0- 0	OVERALL	0- 2	2- 0	14- 3				
9- 1	0- 0	0- 0	HOME	0- 1	1- 0	8- 0				
6- 4	0- 0	0- 0	AWAY	0- 1	1- 0	5- 3				
1- 0	0- 0	0- 0	NEUTRAL	0- 0	0- 0	1- 0				
5- 4	0- 0	0- 0	NON-CONFERENCE	0- 2	0- 0	5- 2				
2- 1	0- 0	0- 0	HOME	0- 1	0- 0	2- 0				
2- 3	0- 0	0- 0	AWAY	0- 1	0- 0	2- 2				
1- 0	0- 0	0- 0	NEUTRAL	0- 0	0- 0	1- 0				
11- 1	0- 0	0- 0	CONFERENCE	0- 0	2- 0	9- 1				
7- 0	0- 0	0- 0	HOME	0- 0	1- 0	6- 0				
4- 1	0- 0	0- 0	AWAY	0- 0	1- 0	3- 1				
0- 0	0- 0	0- 0	NEUTRAL	0- 0	0- 0	0- 0				

RPI 1-25			RPI 26-50			RPI 51-100				RPI 101+		Team's RPI: 160			
RPI	S	Opponent	Score	RPI	S	Opponent	Score	RPI	S	Opponent	Score				
								71	H	San Diego	49 62	117	H	North Dakota	69 61
								88	A	Gonzaga	52 65	147	A	Idaho	62 59
												154	H	Northern Colo.	66 58
												188	A	Eastern Wash.	69 81
												195	A	Cal Poly	57 66
												197	A	Sacramento St.	80 79
												197	H	Sacramento St.	116 99
												221	H	Montana	61 52
												245	A	Seattle	80 51
												248	A	Wyoming	69 75
												268	A	Northern Ariz.	83 72
												268	H	Northern Ariz.	86 77
												283	H	Portland	86 57
												319	N	Evansville	81 55
												323	A	Portland St.	106 59
												323	H	Portland St.	74 64
												326	A	Nevada	66 53
												331	H	Southern Utah	86 59
												337	H	Cal St. Fullerton	89 66
LAST 12 Division I GAMES:															
				268	A	Northern Ariz.	83 72			154	H	Northern Colo.	66 58		
				197	H	Sacramento St.	116 99			117	H	North Dakota	69 61		
				323	H	Portland St.	74 64			323	A	Portland St.	106 59		
				221	H	Montana	61 52			197	A	Sacramento St.	80 79		
				147	A	Idaho	62 59			268	H	Northern Ariz.	86 77		
				188	A	Eastern Wash.	69 81			331	H	Southern Utah	86 59		

Non-Div I Games: Montana Western 74 36 Carroll (MT) 74 34

Montana St.

Average RPI Win:	304	WON-LOST	WINNING	LAST 10	STRENGTH OF	OPP. STRENGTH	TEAM	ADJ.	CONF.	ADJ CONF.
Average RPI Loss:	188	RECORD	PCT. RANK	GAMES	SCHEDULE	OF SCHEDULE	RPI	RPI	RPI	RPI
DIV. I ONLY	7- 16	272	3- 7	300	292	293	293	24	24	
DIV. I NON-CONF.	4- 8	234	0- 1	273	327	270	270	23	23	
TOTALS	RPI 1-25	RPI 26-50	W-L RECORDS	RPI 51-100	RPI 101-150	RPI 150+				
7- 16	0- 1	0- 1	OVERALL	0- 1	0- 3	7- 10				
4- 5	0- 0	0- 0	HOME	0- 1	0- 1	4- 3				
3- 11	0- 0	0- 0	AWAY	0- 0	0- 0	3- 0				
0- 0	0- 0	0- 0	NEUTRAL	0- 0	0- 0	0- 0				
4- 8	0- 1	0- 1	NON-CONFERENCE	0- 0	0- 2	4- 4				
2- 2	0- 0	0- 0	HOME	0- 0	0- 1	2- 1				
2- 6	0- 1	0- 1	AWAY	0- 0	0- 1	2- 3				
0- 0	0- 0	0- 0	NEUTRAL	0- 0	0- 0	0- 0				
3- 8	0- 0	0- 0	CONFERENCE	0- 1	0- 1	3- 6				
2- 3	0- 0	0- 0	HOME	0- 1	0- 0	2- 2				
1- 5	0- 0	0- 0	AWAY	0- 0	0- 1	1- 4				
0- 0	0- 0	0- 0	NEUTRAL	0- 0	0- 0	0- 0				

RPI 1-25				RPI 26-50				RPI 51-100				RPI 101+ Team's RPI: 293			
RPI	S	Opponent	Score	RPI	S	Opponent	Score	RPI	S	Opponent	Score	RPI	S	Opponent	Score
22	A	Kentucky	57 112	34	A	West Virginia	56 94	87	H	UT Martin	67 85	107	A	Belmont	71 99
												136	H	Marshall	101 104
												139	A	Southern Ill.	69 102
												171	A	SIUE	81 90
												196	H	Southeast Mo. St.	79 89
												207	A	Eastern Ky.	93 100
												227	H	USC Upstate	72 86
												259	A	UC Santa Barbara	78 93
												262	A	Miami (OH)	57 59
												267	A	Tennessee St.	76 78
												269	A	Georgia St.	99 90
												274	H	Tennessee Tech	75 71
												275	H	Jacksonville St.	67 63
												276	A	Murray St.	79 83
												281	H	Austin Peay	75 96
												291	H	Kennesaw St.	83 77
												335	A	Lipscomb	92 77
												336	A	Eastern Ill.	85 77
												338	A	Chicago St.	71 75
												345	H	Alabama A&M	112 69
LAST 12 Division I GAMES:															
267	A	Tennessee St.	76 78	336	A	Eastern Ill.	85 77								
107	A	Belmont	71 99	171	A	SIUE	81 90								
207	A	Eastern Ky.	93 100	87	H	UT Martin	67 85								
274	H	Tennessee Tech	75 71	196	H	Southeast Mo. St.	79 89								
275	H	Jacksonville St.	67 63	276	A	Murray St.	79 83								
281	H	Austin Peay	75 96	259	A	UC Santa Barbara	78 93								

Non-Div I Games: Ky. Christian 121 91 Mt. St. Joseph 117 53

Morehead St.

Loss, Non-Conf, S Site, H Home A Away N Neutral

Average RPI Win:	283	WON-LOST	WINNING	LAST 10	STRENGTH OF	OPP. STRENGTH	TEAM	ADJ.	CONF.	ADJ CONF.
Average RPI Loss:	151	RECORD	PCT. RANK	GAMES	SCHEDULE	OF SCHEDULE	RPI	RPI	RPI	RPI
DIV. I ONLY	9- 12	211	8- 2	180	327	213	213	30	30	
DIV. I NON-CONF.	1- 10	330	1- 3	18	292	249	249	30	30	
TOTALS	RPI 1-25	RPI 26-50	W-L RECORDS	RPI 51-100	RPI 101-150	RPI 150+				
9- 12	0- 1	0- 1	OVERALL	1- 2	0- 1	8- 7				
5- 3	0- 0	0- 0	HOME	1- 0	0- 0	4- 3				
4- 7	0- 0	0- 0	AWAY	0- 0	0- 0	4- 1				
0- 2	0- 0	0- 0	NEUTRAL	0- 1	0- 0	0- 1				
1- 10	0- 1	0- 1	NON-CONFERENCE	1- 2	0- 1	0- 5				
1- 2	0- 0	0- 0	HOME	1- 0	0- 0	0- 2				
0- 6	0- 1	0- 1	AWAY	0- 1	0- 1	0- 2				
0- 2	0- 0	0- 0	NEUTRAL	0- 1	0- 0	0- 1				
8- 2	0- 0	0- 0	CONFERENCE	0- 0	0- 0	8- 2				
4- 1	0- 0	0- 0	HOME	0- 0	0- 0	4- 1				
4- 1	0- 0	0- 0	AWAY	0- 0	0- 0	4- 1				
0- 0	0- 0	0- 0	NEUTRAL	0- 0	0- 0	0- 0				

RPI 1-25				RPI 26-50				RPI 51-100				RPI 101+ Team's RPI: 213			
RPI	S	Opponent	Score	RPI	S	Opponent	Score	RPI	S	Opponent	Score	RPI	S	Opponent	Score
23	A	Syracuse	61 90	47	A	James Madison	31 92	51	N	Colorado St.	36 54	125	A	Stony Brook	42 46
								91	H	Bucknell	64 50	165	H	Hampton	51 65
								97	A	Virginia Tech	33 73	168	H	UMBC	46 65
												174	A	Brown	45 72
												186	A	Robert Morris	44 76
												214	N	Siena	46 69
												250	H	Coppin St.	72 51
												253	A	Bethune-Cookman	48 63
												296	A	Savannah St.	66 60
												298	A	Florida A&M	67 62
												308	H	Delaware St.	56 49
												310	H	UMKC	50 59
												314	A	South Carolina St.	62 56
												317	A	UMES	77 69
												324	H	Howard	78 66
												346	H	Norfolk St.	67 58
LAST 12 Division I GAMES:															
314	A	South Carolina St.	62 56	317	A	UMES	77 69								
296	A	Savannah St.	66 60	308	H	Delaware St.	56 49								
250	H	Coppin St.	72 51	310	H	UMKC	50 59								
324	H	Howard	78 66	91	H	Bucknell	64 50								
253	A	Bethune-Cookman	48 63	125	A	Stony Brook	42 46								
298	A	Florida A&M	67 62	168	H	UMBC	46 65								

Non-Div I Games: Washington Adventis74 36

Morgan St.

■ Loss,
 ■ Non-Conf,
 ■ S Site,
 ■ Home
 ■ A Away
 N Neutral

Average RPI Win:	322	WON-LOST	WINNING	LAST 10	STRENGTH OF	OPP. STRENGTH	TEAM	ADJ.	CONF.	ADJ CONF.
Average RPI Loss:	237	RECORD	PCT. RANK	GAMES	SCHEDULE	OF SCHEDULE	RPI	RPI	RPI	RPI
DIV. I ONLY	6- 17	288	3- 7	339	347	339	339	31	31	
DIV. I NON-CONF.	2- 9	296	0- 0	322	322	335	335	32	32	
TOTALS	RPI 1-25	RPI 26-50	W-L RECORDS	RPI 51-100	RPI 101-150	RPI 150+				
6- 17	0- 0	0- 0	OVERALL	0- 2	0- 1	6- 14				
3- 7	0- 0	0- 0	HOME	0- 0	0- 0	3- 7				
3- 10	0- 0	0- 0	AWAY	0- 0	0- 0	3- 3				
0- 0	0- 0	0- 0	NEUTRAL	0- 0	0- 0	0- 0				
2- 9	0- 0	0- 0	NON-CONFERENCE	0- 2	0- 1	2- 6				
0- 4	0- 0	0- 0	HOME	0- 0	0- 0	0- 4				
2- 5	0- 0	0- 0	AWAY	0- 2	0- 1	2- 2				
0- 0	0- 0	0- 0	NEUTRAL	0- 0	0- 0	0- 0				
4- 8	0- 0	0- 0	CONFERENCE	0- 0	0- 0	4- 8				
3- 3	0- 0	0- 0	HOME	0- 0	0- 0	3- 3				
1- 5	0- 0	0- 0	AWAY	0- 0	0- 0	1- 5				
0- 0	0- 0	0- 0	NEUTRAL	0- 0	0- 0	0- 0				

RPI 1-25			RPI 26-50			RPI 51-100			RPI 101+			Team's RPI: 339
RPI	S	Opponent	Score	RPI	S	Opponent	Score	RPI	S	Opponent	Score	
						91 A Bucknell	45 71	144 A Pittsburgh		57 74		
						97 A Virginia Tech	42 59	186 A Robert Morris		56 61		
								186 H Robert Morris		67 74		
								200 H William & Mary		74 76		
								220 H Bryant		59 70		
								250 A Coppin St.		55 66		
								256 H Loyola Maryland		63 65		
								260 A Sacred Heart		58 61		
								277 H Central Conn. St.		54 48		
								279 A Saint Francis (PA)		57 87		
								282 A Campbell		53 62		
								290 H Niagara		51 53		
								308 A Delaware St.		54 41		
								315 A Fairleigh Dickinson		53 66		
								317 A UMES		57 50		
								324 H Howard		49 62		
								325 A LIU Brooklyn		50 53		
								325 H LIU Brooklyn		51 61		
								342 A Wagner		59 50		
								342 H Wagner		64 55		
								344 H St. Francis Brooklyn		66 56		
LAST 12 Division I GAMES:												
342 A		Wagner	59 50	186 A		Robert Morris	56 61					
325 A		LIU Brooklyn	50 53	279 A		Saint Francis (PA)	57 87					
186 H		Robert Morris	67 74	220 H		Bryant	59 70					
342 H		Wagner	64 55	277 H		Central Conn. St.	54 48					
260 A		Sacred Heart	58 61	344 H		St. Francis Brooklyn	66 56					
315 A		Fairleigh Dickinson	53 66	325 H		LIU Brooklyn	51 61					

Non-Div I Games:

Mt. St. Mary's

Average RPI Win: 288	WON-LOST	WINNING	LAST 10	STRENGTH OF	OPP. STRENGTH	TEAM	ADJ.	CONF.	ADJ CONF.
Average RPI Loss: 181	RECORD	PCT. RANK	GAMES	SCHEDULE	OF SCHEDULE	RPI	RPI	RPI	RPI
DIV. I ONLY	7- 14	260	3- 7	278	299	276	276	24	24
DIV. I NON-CONF.	2- 7	280	0- 0	247	330	273	273	23	23
TOTALS	RPI 1-25	RPI 26-50	W-L RECORDS	RPI 51-100	RPI 101-150	RPI 150+			
7- 14	0- 1	0- 0	OVERALL	0- 1	0- 4	7- 8			
4- 4	0- 0	0- 0	HOME	0- 0	0- 2	4- 2			
3- 10	0- 1	0- 0	AWAY	0- 1	0- 2	3- 6			
0- 0	0- 0	0- 0	NEUTRAL	0- 0	0- 0	0- 0			
2- 7	0- 1	0- 0	NON-CONFERENCE	0- 0	0- 3	2- 3			
0- 2	0- 0	0- 0	HOME	0- 0	0- 2	0- 0			
2- 5	0- 1	0- 0	AWAY	0- 0	0- 1	2- 3			
0- 0	0- 0	0- 0	NEUTRAL	0- 0	0- 0	0- 0			
5- 7	0- 0	0- 0	CONFERENCE	0- 1	0- 1	5- 5			
4- 2	0- 0	0- 0	HOME	0- 0	0- 0	4- 2			
1- 5	0- 0	0- 0	AWAY	0- 1	0- 1	1- 3			
0- 0	0- 0	0- 0	NEUTRAL	0- 0	0- 0	0- 0			

RPI 1-25				RPI 26-50				RPI 51-100				RPI 101+ Team's RPI: 276			
RPI	S	Opponent	Score	RPI	S	Opponent	Score	RPI	S	Opponent	Score	RPI	S	Opponent	Score
13	A	Florida St.	59 101					87	A	UT Martin	62 92	107	A	Belmont	61 87
												128	A	Central Ark.	40 50
												128	H	Central Ark.	51 61
												139	H	Southern Ill.	57 70
												166	A	Jacksonville	54 79
												171	A	SIUE	79 76
												171	H	SIUE	61 64
												196	A	Southeast Mo. St.	59 96
												207	A	Eastern Ky.	60 72
												267	A	Tennessee St.	58 69
												274	H	Tennessee Tech	56 50
												275	H	Jacksonville St.	71 74
												281	H	Austin Peay	75 72
												293	H	Morehead St.	83 79
												309	A	Illinois St.	76 81
												319	A	Evansville	73 54
												335	A	Lipscomb	85 93
												336	H	Eastern Ill.	66 56
												345	A	Alabama A&M	76 59
LAST 12 Division I GAMES:															
				171	A	SIUE	79 76					207	A	Eastern Ky.	60 72
				281	H	Austin Peay	75 72					267	A	Tennessee St.	58 69
				196	A	Southeast Mo. St.	59 96					107	A	Belmont	61 87
				87	A	UT Martin	62 92					275	H	Jacksonville St.	71 74
				336	H	Eastern Ill.	66 56					274	H	Tennessee Tech	56 50
				171	H	SIUE	61 64					293	H	Morehead St.	83 79

Non-Div I Games: Blue Mountain 89 64 Oakland City 91 75

Murray St.

Average RPI Win:	320	WON-LOST	WINNING	LAST 10	STRENGTH OF	OPP. STRENGTH	TEAM	ADJ.	CONF.	ADJ CONF.
Average RPI Loss:	176	RECORD	PCT. RANK	GAMES	SCHEDULE	OF SCHEDULE	RPI	RPI	RPI	RPI
DIV. I ONLY	9- 10	193	6- 3	336	286	273	273	30	30	
DIV. I NON-CONF.	2- 7	280	1- 2	173	172	260	260	30	30	
TOTALS	RPI 1-25	RPI 26-50	W-L RECORDS	RPI 51-100	RPI 101-150	RPI 150+				
9- 10	0- 2	0- 0	OVERALL	0- 2	0- 0	9- 6				
3- 4	0- 0	0- 0	HOME	0- 2	0- 0	3- 2				
4- 5	0- 1	0- 0	AWAY	0- 0	0- 0	4- 4				
2- 1	0- 1	0- 0	NEUTRAL	0- 0	0- 0	2- 0				
2- 7	0- 2	0- 0	NON-CONFERENCE	0- 2	0- 0	2- 3				
0- 2	0- 0	0- 0	HOME	0- 2	0- 0	0- 0				
0- 4	0- 1	0- 0	AWAY	0- 0	0- 0	0- 3				
2- 1	0- 1	0- 0	NEUTRAL	0- 0	0- 0	2- 0				
7- 3	0- 0	0- 0	CONFERENCE	0- 0	0- 0	7- 3				
3- 2	0- 0	0- 0	HOME	0- 0	0- 0	3- 2				
4- 1	0- 0	0- 0	AWAY	0- 0	0- 0	4- 1				
0- 0	0- 0	0- 0	NEUTRAL	0- 0	0- 0	0- 0				

RPI 1-25				RPI 26-50				RPI 51-100				RPI 101+ Team's RPI: 273			
RPI	S	Opponent	Score	RPI	S	Opponent	Score	RPI	S	Opponent	Score	RPI	S	Opponent	Score
5	A	Ohio St.	56 89					63	H	FGCU	36 60	165	H	Hampton	52 55
24	N	Duquesne	67 81					98	H	VCU	49 64	247	A	Navy	48 52
												250	A	Coppin St.	59 65
												282	A	Campbell	55 56
												296	A	Savannah St.	69 59
												296	H	Savannah St.	60 31
												304	A	Wichita St.	53 55
												308	A	Delaware St.	84 64
												314	A	South Carolina St.	57 54
												317	H	UMES	50 56
												318	N	North Dakota St.	72 64
												324	H	Howard	88 70
												331	N	Southern Utah	78 65
												346	H	Norfolk St.	64 53
												349	A	N.C. Central	76 54
LAST 12 Division I GAMES:															
349	A	N.C. Central	76 54	314	A	South Carolina St.	57 54								
296	H	Savannah St.	60 31	296	A	Savannah St.	69 59								
308	A	Delaware St.	84 64	98	H	VCU	49 64								
250	A	Coppin St.	59 65	304	A	Wichita St.	53 55								
346	H	Norfolk St.	64 53	318	N	North Dakota St.	72 64								
165	H	Hampton	52 55	5	A	Ohio St.	56 89								

Non-Div I Games: Pfeiffer 74 55 North Greenville 64 37

N.C. A&T

Loss, Non-Conf, S Site, H Home A Away N Neutral

WON-LOST				STRENGTH OF		OPP. STRENGTH		TEAM		CONF.		ADJ CONF.	
Average RPI Win:	291	WON-LOST	WINNING	LAST 10	SCHEDULE	OF SCHEDULE	RPI	ADJ. RPI	RPI	RPI	RPI	RPI	RPI
Average RPI Loss:	255	RECORD	PCT. RANK	GAMES									
DIV. I ONLY	3- 16	327	2- 7	346	341	349	349	30	30				
DIV. I NON-CONF.	1- 9	325	1- 3	327	317	348	348	30	30				
TOTALS	RPI 1-25		RPI 26-50		W-L RECORDS		RPI 51-100		RPI 101-150		RPI 150+		
3- 16	0- 0		0- 0		OVERALL		0- 2		0- 0		3- 14		
3- 4	0- 0		0- 0		HOME		0- 0		0- 0		3- 4		
0- 12	0- 0		0- 0		AWAY		0- 2		0- 0		0- 10		
0- 0	0- 0		0- 0		NEUTRAL		0- 0		0- 0		0- 0		
1- 9	0- 0		0- 0		NON-CONFERENCE		0- 2		0- 0		1- 7		
1- 1	0- 0		0- 0		HOME		0- 0		0- 0		1- 1		
0- 8	0- 0		0- 0		AWAY		0- 2		0- 0		0- 6		
0- 0	0- 0		0- 0		NEUTRAL		0- 0		0- 0		0- 0		
2- 7	0- 0		0- 0		CONFERENCE		0- 0		0- 0		2- 7		
2- 3	0- 0		0- 0		HOME		0- 0		0- 0		2- 3		
0- 4	0- 0		0- 0		AWAY		0- 0		0- 0		0- 4		
0- 0	0- 0		0- 0		NEUTRAL		0- 0		0- 0		0- 0		

RPI 1-25				RPI 26-50				RPI 51-100				RPI 101+				Team's RPI: 349	
RPI	S	Opponent	Score	RPI	S	Opponent	Score	RPI	S	Opponent	Score	RPI	S	Opponent	Score		
								75	A	Nebraska	47 88	165	H	Hampton	42 76		
								92	A	Charlotte	52 67	210	H	Furman	66 61		
												216	A	Presbyterian	50 60		
												227	A	USC Upstate	46 68		
												273	H	N.C. A&T	54 76		
												282	H	Campbell	48 57		
												288	A	UNCG	56 103		
												296	A	Savannah St.	39 57		
												298	A	Florida A&M	45 55		
												302	A	Wofford	37 60		
												308	A	Delaware St.	56 66		
												312	A	Longwood	49 60		
												313	A	Winthrop	39 62		
												314	A	South Carolina St.	51 58		
												317	H	UMES	49 46		
												324	H	Howard	61 68		
												346	H	Norfolk St.	63 62		
LAST 12 Division I GAMES:																	
				273	H	N.C. A&T	54 76			314	A	South Carolina St.	51 58				
				298	A	Florida A&M	45 55			210	H	Furman	66 61				
				308	A	Delaware St.	56 66			288	A	UNCG	56 103				
				165	H	Hampton	42 76			216	A	Presbyterian	50 60				
				346	H	Norfolk St.	63 62			227	A	USC Upstate	46 68				
				296	A	Savannah St.	39 57			302	A	Wofford	37 60				

Non-Div I Games: Johnson & Wales (NC68 58

N.C. Central

Loss, Non-Conf, S Site, H Home A Away N Neutral

Average RPI Win:	330	WON-LOST	WINNING	LAST 10	STRENGTH OF	OPP. STRENGTH	TEAM	ADJ.	CONF.	ADJ CONF.
Average RPI Loss:	214	RECORD	PCT. RANK	GAMES	SCHEDULE	OF SCHEDULE	RPI	RPI	RPI	RPI
DIV. I ONLY	2- 20	342	1- 9	305	314	343	343	29	29	
DIV. I NON-CONF.	1- 12	337	0- 3	256	334	339	339	27	27	
TOTALS	RPI 1-25	RPI 26-50	W-L RECORDS	RPI 51-100	RPI 101-150	RPI 150+				
2- 20	0- 0	0- 0	OVERALL	0- 3	0- 2	2- 15				
1- 10	0- 0	0- 0	HOME	0- 1	0- 0	1- 9				
1- 10	0- 0	0- 0	AWAY	0- 2	0- 2	1- 6				
0- 0	0- 0	0- 0	NEUTRAL	0- 0	0- 0	0- 0				
1- 12	0- 0	0- 0	NON-CONFERENCE	0- 2	0- 2	1- 8				
0- 6	0- 0	0- 0	HOME	0- 1	0- 0	0- 5				
1- 6	0- 0	0- 0	AWAY	0- 1	0- 2	1- 3				
0- 0	0- 0	0- 0	NEUTRAL	0- 0	0- 0	0- 0				
1- 8	0- 0	0- 0	CONFERENCE	0- 1	0- 0	1- 7				
1- 4	0- 0	0- 0	HOME	0- 0	0- 0	1- 4				
0- 4	0- 0	0- 0	AWAY	0- 1	0- 0	0- 3				
0- 0	0- 0	0- 0	NEUTRAL	0- 0	0- 0	0- 0				

RPI S	Opponent	Score	RPI S	Opponent	Score	RPI S	Opponent	Score	RPI S	Opponent	Score	Team's RPI: 343
						63	A FGCU	37 70	101	A Virginia	54 81	
						70	H Army West Point	35 71	136	A Marshall	50 63	
						82	A Minnesota	50 83	166	H Jacksonville	36 65	
									174	H Brown	49 74	
									178	A Stetson	55 60	
									204	H Lehigh	47 75	
									227	H USC Upstate	41 58	
									228	A Columbia	52 72	
									230	A Binghamton	50 54	
									254	H Dartmouth	39 46	
									287	H Vermont	46 54	
									291	A Kennesaw St.	48 64	
									291	H Kennesaw St.	77 82	
									301	H North Florida	51 68	
									318	H North Dakota St.	59 64	
									325	A LIU Brooklyn	53 44	
									335	A Lipscomb	49 63	
									335	H Lipscomb	61 51	
									342	A Wagner	53 76	
LAST 12 Division I GAMES:												
335	A Lipscomb	49 63	63	A FGCU	37 70							
291	H Kennesaw St.	77 82	178	A Stetson	55 60							
335	H Lipscomb	61 51	228	A Columbia	52 72							
291	A Kennesaw St.	48 64	227	H USC Upstate	41 58							
166	H Jacksonville	36 65	174	H Brown	49 74							
301	H North Florida	51 68	254	H Dartmouth	39 46							

Non-Div I Games: St. Joseph (VT) 71 50 St. Joseph's (Brkln) 78 41

NJIT

Loss, Non-Conf, S Site, H Home A Away N Neutral

Average RPI Win: 275	WON-LOST	WINNING	LAST 10	STRENGTH OF	OPP. STRENGTH	TEAM	ADJ.	CONF.	ADJ CONF.
Average RPI Loss: 173	RECORD	PCT. RANK	GAMES	SCHEDULE	OF SCHEDULE	RPI	RPI	RPI	RPI
DIV. I ONLY	11- 11	172	6- 4	291	312	247	247	28	28
DIV. I NON-CONF.	5- 5	160	0- 0	203	289	205	205	28	28
TOTALS	RPI 1-25	RPI 26-50	W-L RECORDS	RPI 51-100	RPI 101-150	RPI 150+			
11- 11	0- 0	0- 1	OVERALL	1- 4	0- 0	10- 6			
8- 4	0- 0	0- 0	HOME	1- 2	0- 0	7- 2			
3- 6	0- 0	0- 1	AWAY	0- 1	0- 0	3- 4			
0- 1	0- 0	0- 0	NEUTRAL	0- 1	0- 0	0- 0			
5- 5	0- 0	0- 1	NON-CONFERENCE	1- 2	0- 0	4- 2			
4- 2	0- 0	0- 0	HOME	1- 1	0- 0	3- 1			
1- 3	0- 0	0- 1	AWAY	0- 1	0- 0	1- 1			
0- 0	0- 0	0- 0	NEUTRAL	0- 0	0- 0	0- 0			
6- 6	0- 0	0- 0	CONFERENCE	0- 2	0- 0	6- 4			
4- 2	0- 0	0- 0	HOME	0- 1	0- 0	4- 1			
2- 3	0- 0	0- 0	AWAY	0- 0	0- 0	2- 3			
0- 1	0- 0	0- 0	NEUTRAL	0- 1	0- 0	0- 0			

RPI S	Opponent	Score	RPI S	Opponent	Score	RPI S	Opponent	Score	RPI S	Opponent	Score	Team's RPI: 247
39	A Penn	43 57	51	H Colorado St.	73 82	192	A Kansas	54 61				
			67	A Hofstra	63 65	204	H Lehigh	48 51				
			70	N Army West Point	38 75	214	H Siena	59 58				
			73	H Elon	73 70	256	A Loyola Maryland	38 51				
			91	H Bucknell	41 51	256	H Loyola Maryland	45 38				
						264	A Holy Cross	49 57				
						264	H Holy Cross	50 49				
						273	H N.C. A&T	52 48				
						295	A Colgate	62 58				
						295	H Colgate	51 41				
						325	H LIU Brooklyn	66 68				
						330	A Lafayette	65 58				
						333	A Saint Peter's	50 39				
						341	H Air Force	64 46				
						347	A Boston U.	49 51				
						347	H Boston U.	67 56				
LAST 12 Division I GAMES:												
256	H Loyola Maryland	45 38	330	A Lafayette	65 58							
295	A Colgate	62 58	256	A Loyola Maryland	38 51							
347	A Boston U.	49 51	295	H Colgate	51 41							
264	H Holy Cross	50 49	347	H Boston U.	67 56							
70	N Army West Point	38 75	264	A Holy Cross	49 57							
204	H Lehigh	48 51	91	H Bucknell	41 51							

Non-Div I Games: Johns Hopkins 77 45

Navy

Nebraska

Through Games Of Feb. 12, 2016

Average RPI Win:	168	WON-LOST	WINNING	LAST 10	STRENGTH OF	OPP. STRENGTH	TEAM	ADJ.	CONF.	ADJ CONF.
Average RPI Loss:	50	RECORD	PCT. RANK	GAMES	SCHEDULE	OF SCHEDULE	RPI	RPI	RPI	RPI
DIV. I ONLY	16- 8	84	7- 3	137	26	75	75	4	4	
DIV. I NON-CONF.	9- 2	37	0- 0	261	109	91	91	4	4	
TOTALS	RPI 1-25	RPI 26-50	W-L RECORDS	RPI 51-100	RPI 101-150	RPI 150+				
16- 8	0- 2	4- 2	OVERALL	1- 4	4- 0	7- 0				
13- 1	0- 0	3- 0	HOME	0- 1	3- 0	7- 0				
3- 7	0- 2	1- 2	AWAY	1- 3	1- 0	0- 0				
0- 0	0- 0	0- 0	NEUTRAL	0- 0	0- 0	0- 0				
9- 2	0- 1	2- 0	NON-CONFERENCE	0- 1	1- 0	6- 0				
9- 0	0- 0	2- 0	HOME	0- 0	1- 0	6- 0				
0- 2	0- 1	0- 0	AWAY	0- 1	0- 0	0- 0				
0- 0	0- 0	0- 0	NEUTRAL	0- 0	0- 0	0- 0				
7- 6	0- 1	2- 2	CONFERENCE	1- 3	3- 0	1- 0				
4- 1	0- 0	1- 0	HOME	0- 1	2- 0	1- 0				
3- 5	0- 1	1- 2	AWAY	1- 2	1- 0	0- 0				
0- 0	0- 0	0- 0	NEUTRAL	0- 0	0- 0	0- 0				

RPI	S	Opponent	Score	RPI	S	Opponent	Score	RPI	S	Opponent	Score	RPI	S	Opponent	Score
2	A	UConn	46 88	38	H	North Carolina St.	88 67	53	H	Iowa	68 74	120	H	Creighton	65 63
11	A	Maryland	50 89	42	A	Rutgers	56 66	78	A	Michigan	93 81	131	A	Penn St.	83 78
				42	H	Rutgers	65 54	79	A	California	80 87	131	H	Penn St.	87 69
				43	A	Indiana	47 59	82	A	Minnesota	73 110	148	H	Wisconsin	75 62
				44	H	Arkansas St.	79 71	90	A	Northwestern	62 85	161	H	Illinois	73 57
				50	A	Purdue	62 61					178	H	Southern U.	89 38
												268	H	Northern Ariz.	90 67
												301	H	North Florida	91 46
												319	H	Evansville	85 40
												334	H	Ark.-Pine Bluff	96 46
												349	H	N.C. Central	88 47
LAST 12 Division I GAMES:															
82	A	Minnesota	73 110	50	A	Purdue	62 61								
43	A	Indiana	47 59	42	H	Rutgers	65 54								
131	H	Penn St.	87 69	131	A	Penn St.	83 78								
42	A	Rutgers	56 66	161	H	Illinois	73 57								
148	H	Wisconsin	75 62	11	A	Maryland	50 89								
78	A	Michigan	93 81	90	A	Northwestern	62 85								

Non-Div I Games:

Nebraska

■ Loss,
 ■ Non-Conf,
 ■ S Site,
 ■ H Home
 ■ A Away
 N Neutral

Nevada

Through Games Of Feb. 12, 2016

Average RPI Win: 278	WON-LOST	WINNING	LAST 10	STRENGTH OF	OPP. STRENGTH	TEAM	ADJ.	CONF.	ADJ CONF.
Average RPI Loss: 174	RECORD	PCT. RANK	GAMES	SCHEDULE	OF SCHEDULE	RPI	RPI	RPI	RPI
DIV. I ONLY	3- 18	331	3- 7	227	246	326	326	20	20
DIV. I NON-CONF.	0- 10	338	0- 1	198	228	337	337	20	20
TOTALS	RPI 1-25	RPI 26-50	W-L RECORDS	RPI 51-100	RPI 101-150	RPI 150+			
3- 18	0- 0	0- 0	OVERALL	0- 4	0- 3	3- 11			
2- 9	0- 0	0- 0	HOME	0- 3	0- 2	2- 4			
1- 7	0- 0	0- 0	AWAY	0- 0	0- 1	1- 6			
0- 2	0- 0	0- 0	NEUTRAL	0- 1	0- 0	0- 1			
0- 10	0- 0	0- 0	NON-CONFERENCE	0- 3	0- 1	0- 6			
0- 5	0- 0	0- 0	HOME	0- 2	0- 1	0- 2			
0- 3	0- 0	0- 0	AWAY	0- 0	0- 0	0- 3			
0- 2	0- 0	0- 0	NEUTRAL	0- 1	0- 0	0- 1			
3- 8	0- 0	0- 0	CONFERENCE	0- 1	0- 2	3- 5			
2- 4	0- 0	0- 0	HOME	0- 1	0- 1	2- 2			
1- 4	0- 0	0- 0	AWAY	0- 0	0- 1	1- 3			
0- 0	0- 0	0- 0	NEUTRAL	0- 0	0- 0	0- 0			

RPI S	Opponent	Score	RPI S	Opponent	Score	RPI S	Opponent	Score	RPI S	Opponent	Score	Team's RPI: 326
						51	H Colorado St.	37 64	113	H San Francisco	62 70	
						68	N Washington St.	57 70	127	A Boise St.	58 66	
						71	H San Diego	47 84	140	H Fresno St.	59 67	
						77	H Middle Tenn.	46 90	160	H Montana St.	53 66	
									164	A Pacific	52 74	
									181	H New Mexico	47 51	
									194	A UNLV	59 65	
									201	A Ill.-Chicago	55 70	
									211	H Utah St.	66 79	
									219	H Utah Valley	65 73	
									235	N Loyola Marymount	58 69	
									246	A San Diego St.	70 64	
									248	A Wyoming	53 68	
									248	H Wyoming	68 65	
									327	A UC Irvine	64 68	
									341	A Air Force	53 59	
									341	H Air Force	68 57	
LAST 12 Division I GAMES:												
			341	A Air Force	53 59	127	A Boise St.	58 66				
			51	H Colorado St.	37 64	341	H Air Force	68 57				
			211	H Utah St.	66 79	140	H Fresno St.	59 67				
			246	A San Diego St.	70 64	248	A Wyoming	53 68				
			194	A UNLV	59 65	181	H New Mexico	47 51				
			248	H Wyoming	68 65	201	A Ill.-Chicago	55 70				

Non-Div I Games: San Fran. St. 57 51

Nevada

■ Loss,
 ■ Non-Conf, S Site,
 ■ Home
 ■ Away
 N Neutral

New Hampshire

Through Games Of Feb. 12, 2016

Average RPI Win:	274	WON-LOST	WINNING	LAST 10	STRENGTH OF	OPP. STRENGTH	TEAM	ADJ.	CONF.	ADJ CONF.
Average RPI Loss:	144	RECORD	PCT. RANK	GAMES	SCHEDULE	OF SCHEDULE	RPI	RPI	RPI	RPI
DIV. I ONLY	7- 16	272	2- 8	172	249	258	258	15	15	
DIV. I NON-CONF.	5- 7	198	0- 1	242	275	216	216	18	18	
TOTALS	RPI 1-25	RPI 26-50	W-L RECORDS	RPI 51-100	RPI 101-150	RPI 150+				
7- 16	0- 0	0- 1	OVERALL	0- 4	0- 4	7- 7				
4- 6	0- 0	0- 1	HOME	0- 2	0- 0	4- 3				
3- 10	0- 0	0- 0	AWAY	0- 0	0- 1	3- 1				
0- 0	0- 0	0- 0	NEUTRAL	0- 0	0- 0	0- 0				
5- 7	0- 0	0- 1	NON-CONFERENCE	0- 0	0- 3	5- 3				
2- 3	0- 0	0- 1	HOME	0- 0	0- 0	2- 2				
3- 4	0- 0	0- 0	AWAY	0- 0	0- 3	3- 1				
0- 0	0- 0	0- 0	NEUTRAL	0- 0	0- 0	0- 0				
2- 9	0- 0	0- 0	CONFERENCE	0- 4	0- 1	2- 4				
2- 3	0- 0	0- 0	HOME	0- 2	0- 0	2- 1				
0- 6	0- 0	0- 0	AWAY	0- 2	0- 1	0- 3				
0- 0	0- 0	0- 0	NEUTRAL	0- 0	0- 0	0- 0				

RPI S	Opponent	Score	RPI S	Opponent	Score	RPI S	Opponent	Score	RPI S	Opponent	Score	Team's RPI: 258
39	H Penn	60 67	52	A Albany (NY)	48 85	104	A North Carolina	60 65				
			52	H Albany (NY)	52 78	105	A Boston College	51 71				
			89	A Maine	55 59	125	A Stony Brook	54 63				
			89	H Maine	52 62	135	A Yale	46 63				
						168	H UMBC	55 65				
						193	H Northeastern	54 66				
						206	A Hartford	44 48				
						214	H Siena	53 57				
						220	A Bryant	42 55				
						230	A Binghamton	50 51				
						230	H Binghamton	64 49				
						232	H Manhattan	72 57				
						254	A Dartmouth	61 57				
						260	A Sacred Heart	81 69				
						277	A Central Conn. St.	64 50				
						287	A Vermont	63 83				
						316	H UMass Lowell	65 61				
						347	H Boston U.	69 52				
LAST 12 Division I GAMES:												
52	A Albany (NY)	48 85	316	H UMass Lowell	65 61							
89	A Maine	55 59	89	H Maine	52 62							
230	H Binghamton	64 49	125	A Stony Brook	54 63							
168	H UMBC	55 65	52	H Albany (NY)	52 78							
287	A Vermont	63 83	230	A Binghamton	50 51							
206	A Hartford	44 48	135	A Yale	46 63							

Non-Div I Games: Colby-Sawyer 72 41

New Hampshire

■ Loss,
 ■ Non-Conf, S Site,
 ■ Home
 ■ Away
 N Neutral

Average RPI Win:	237	WON-LOST	WINNING	LAST 10	STRENGTH OF	OPP. STRENGTH	TEAM	ADJ.	CONF.	ADJ CONF.
Average RPI Loss:	142	RECORD	PCT. RANK	GAMES	SCHEDULE	OF SCHEDULE	RPI	RPI	RPI	RPI
DIV. I ONLY	12- 10	144	1- 2	185	234	181	181	20	20	
DIV. I NON-CONF.	7- 4	110	0- 1	61	246	99	99	20	20	
TOTALS	RPI 1-25	RPI 26-50	W-L RECORDS	RPI 51-100	RPI 101-150	RPI 150+				
12- 10	0- 1	0- 1	OVERALL	1- 2	0- 2	11- 4				
8- 5	0- 1	0- 0	HOME	0- 1	0- 2	8- 1				
4- 5	0- 0	0- 1	AWAY	1- 1	0- 0	3- 3				
0- 0	0- 0	0- 0	NEUTRAL	0- 0	0- 0	0- 0				
7- 4	0- 1	0- 1	NON-CONFERENCE	1- 2	0- 0	6- 0				
5- 2	0- 1	0- 0	HOME	0- 1	0- 0	5- 0				
2- 2	0- 0	0- 1	AWAY	1- 1	0- 0	1- 0				
0- 0	0- 0	0- 0	NEUTRAL	0- 0	0- 0	0- 0				
5- 6	0- 0	0- 0	CONFERENCE	0- 0	0- 2	5- 4				
3- 3	0- 0	0- 0	HOME	0- 0	0- 2	3- 1				
2- 3	0- 0	0- 0	AWAY	0- 0	0- 0	2- 3				
0- 0	0- 0	0- 0	NEUTRAL	0- 0	0- 0	0- 0				

RPI 1-25				RPI 26-50				RPI 51-100				RPI 101+ Team's RPI: 181			
RPI	S	Opponent	Score	RPI	S	Opponent	Score	RPI	S	Opponent	Score	RPI	S	Opponent	Score
24	H	Duquesne	69 78	29	A	UTEP	62 70	82	A	Minnesota	72 53	127	H	Boise St.	60 81
								100	A	New Mexico St.	59 78	140	H	Fresno St.	65 69
								100	H	New Mexico St.	47 52	157	A	SMU	63 58
												194	A	UNLV	48 57
												194	H	UNLV	67 53
												197	H	Sacramento St.	84 71
												203	H	San Jose St.	71 57
												211	A	Utah St.	56 72
												211	H	Utah St.	73 70
												234	H	Houston Baptist	65 57
												246	H	San Diego St.	46 51
												248	A	Wyoming	48 66
												252	H	Pepperdine	60 52
												311	H	Nicholls St.	83 43
												326	A	Nevada	51 47
												331	H	Southern Utah	70 48
												341	A	Air Force	63 33
LAST 12 Division I GAMES:															
24	H	Duquesne	69 78	203	H	San Jose St.	71 57								
211	H	Utah St.	73 70	248	A	Wyoming	48 66								
246	H	San Diego St.	46 51	194	H	UNLV	67 53								
194	A	UNLV	48 57	211	A	Utah St.	56 72								
127	H	Boise St.	60 81	140	H	Fresno St.	65 69								
341	A	Air Force	63 33	326	A	Nevada	51 47								

Non-Div I Games:

New Mexico

■ Loss,
 ■ Non-Conf, S Site,
 ■ Home
 ■ Away
 N Neutral

Average RPI Win:	242	WON-LOST	WINNING	LAST 10	STRENGTH OF	OPP. STRENGTH	TEAM	ADJ.	CONF.	ADJ CONF.
Average RPI Loss:	67	RECORD	PCT. RANK	GAMES	SCHEDULE	OF SCHEDULE	RPI	RPI	RPI	RPI
DIV. I ONLY	18- 3	15	9- 0	311	179	100	100	25	25	
DIV. I NON-CONF.	9- 3	69	1- 1	280	100	126	126	25	25	
TOTALS	RPI 1-25	RPI 26-50	W-L RECORDS	RPI 51-100	RPI 101-150	RPI 150+				
18- 3	0- 0	0- 1	OVERALL	0- 1	1- 1	17- 0				
9- 1	0- 0	0- 1	HOME	0- 0	1- 0	8- 0				
8- 1	0- 0	0- 0	AWAY	0- 0	0- 1	8- 0				
1- 1	0- 0	0- 0	NEUTRAL	0- 1	0- 0	1- 0				
9- 3	0- 0	0- 1	NON-CONFERENCE	0- 1	1- 1	8- 0				
5- 1	0- 0	0- 1	HOME	0- 0	1- 0	4- 0				
3- 1	0- 0	0- 0	AWAY	0- 0	0- 1	3- 0				
1- 1	0- 0	0- 0	NEUTRAL	0- 1	0- 0	1- 0				
9- 0	0- 0	0- 0	CONFERENCE	0- 0	0- 0	9- 0				
4- 0	0- 0	0- 0	HOME	0- 0	0- 0	4- 0				
5- 0	0- 0	0- 0	AWAY	0- 0	0- 0	5- 0				
0- 0	0- 0	0- 0	NEUTRAL	0- 0	0- 0	0- 0				

RPI 1-25				RPI 26-50				RPI 51-100				Team's RPI: 100		RPI 101+			
RPI	S	Opponent	Score	RPI	S	Opponent	Score	RPI	S	Opponent	Score			RPI	S	Opponent	Score
				29	H	UTEP	65 71	66	N	Vanderbilt	45 71			106	A	Arizona	64 68
														134	H	Northwestern St.	65 54
														181	A	New Mexico	52 47
														181	H	New Mexico	78 59
														185	A	UTRGV	68 57
														197	H	Sacramento St.	80 77
														203	A	San Jose St.	75 66
														219	A	Utah Valley	59 53
														219	H	Utah Valley	73 68
														229	A	Grand Canyon	64 44
														229	H	Grand Canyon	60 58
														241	H	CSU Bakersfield	86 63
														245	H	Seattle	69 54
														268	H	Northern Ariz.	87 53
														310	A	UMKC	68 62
														318	A	North Dakota St.	79 69
														321	N	A&M-Corpus Christi	70 51
														331	H	Southern Utah	74 60
														338	A	Chicago St.	70 60
LAST 12 Division I GAMES:																	
				219	A	Utah Valley	59 53	310	A	UMKC	68 62						
				229	A	Grand Canyon	64 44	229	H	Grand Canyon	60 58						
				185	A	UTRGV	68 57	219	H	Utah Valley	73 68						
				241	H	CSU Bakersfield	86 63	321	N	A&M-Corpus Christi	70 51						
				245	H	Seattle	69 54	66	N	Vanderbilt	45 71						
				338	A	Chicago St.	70 60	181	A	New Mexico	52 47						

Non-Div I Games: Eastern N.M. 76 61 Western N.M. 68 39

New Mexico St.

Loss, Non-Conf, S Site, H Home A Away N Neutral

Average RPI Win:	300	WON-LOST	WINNING	LAST 10	STRENGTH OF	OPP. STRENGTH	TEAM	ADJ.	CONF.	ADJ CONF.
Average RPI Loss:	216	RECORD	PCT. RANK	GAMES	SCHEDULE	OF SCHEDULE	RPI	RPI	RPI	RPI
DIV. I ONLY	4- 15	307	2- 8	307	337	340	340	27	27	
DIV. I NON-CONF.	1- 6	311	0- 0	318	277	345	345	26	26	
TOTALS	RPI 1-25	RPI 26-50	W-L RECORDS	RPI 51-100	RPI 101-150	RPI 150+				
4- 15	0- 0	0- 0	OVERALL	0- 1	0- 3	4- 11				
4- 5	0- 0	0- 0	HOME	0- 0	0- 1	4- 4				
0- 9	0- 0	0- 0	AWAY	0- 0	0- 0	0- 1				
0- 1	0- 0	0- 0	NEUTRAL	0- 0	0- 0	0- 1				
1- 6	0- 0	0- 0	NON-CONFERENCE	0- 1	0- 1	1- 4				
1- 1	0- 0	0- 0	HOME	0- 0	0- 0	1- 1				
0- 4	0- 0	0- 0	AWAY	0- 1	0- 1	0- 2				
0- 1	0- 0	0- 0	NEUTRAL	0- 0	0- 0	0- 1				
3- 9	0- 0	0- 0	CONFERENCE	0- 0	0- 2	3- 7				
3- 4	0- 0	0- 0	HOME	0- 0	0- 1	3- 3				
0- 5	0- 0	0- 0	AWAY	0- 0	0- 1	0- 4				
0- 0	0- 0	0- 0	NEUTRAL	0- 0	0- 0	0- 0				

RPI 1-25			RPI 26-50			RPI 51-100			RPI 101+			Team's RPI: 340
RPI	S	Opponent	Score	RPI	S	Opponent	Score	RPI	S	Opponent	Score	
						95 A TCU	36 85	128 A	Central Ark.	55 67		
								128 H	Central Ark.	44 59		
								130 A	Arkansas	41 73		
								155 A	Ole Miss	59 97		
								169 A	McNeese St.	63 92		
								169 H	McNeese St.	74 77		
								234 H	Houston Baptist	51 71		
								237 H	Stephen F. Austin	58 57		
								239 A	Sam Houston St.	52 64		
								280 A	Lamar	52 79		
								288 H	UNCG	79 81		
								291 A	Kennesaw St.	53 60		
								298 N	Florida A&M	60 71		
								311 H	Nicholls St.	62 55		
								321 A	A&M-Corpus Christi	59 73		
								321 H	A&M-Corpus Christi	64 75		
								322 H	Incarinate Word	55 49		
								328 H	Jackson St.	85 68		
LAST 12 Division I GAMES:												
321 H	A&M-Corpus Christi	64 75	128 H	Central Ark.	44 59							
128 A	Central Ark.	55 67	234 H	Houston Baptist	51 71							
169 A	McNeese St.	63 92	237 H	Stephen F. Austin	58 57							
169 H	McNeese St.	74 77	239 A	Sam Houston St.	52 64							
311 H	Nicholls St.	62 55	322 H	Incarinate Word	55 49							
321 A	A&M-Corpus Christi	59 73	280 A	Lamar	52 79							

Non-Div I Games: LSU-Alexandria 93 75 Trinity Baptist 109 46

New Orleans

■ Loss,
 ■ Non-Conf, S Site,
 ■ Home
 ■ Away
 N Neutral

Niagara

Through Games Of Feb. 12, 2016

Average RPI Win: 303	WON-LOST	WINNING	LAST 10	STRENGTH OF	OPP. STRENGTH	TEAM	ADJ.	CONF.	ADJ CONF.
Average RPI Loss: 167	RECORD	PCT. RANK	GAMES	SCHEDULE	OF SCHEDULE	RPI	RPI	RPI	RPI
DIV. I ONLY	6- 18	291	2- 8	244	257	290	290	23	23
DIV. I NON-CONF.	2- 7	280	0- 0	252	237	294	294	24	24
TOTALS	RPI 1-25	RPI 26-50	W-L RECORDS	RPI 51-100	RPI 101-150	RPI 150+			
6- 18	0- 1	0- 0	OVERALL	0- 0	0- 7	6- 10			
3- 8	0- 0	0- 0	HOME	0- 0	0- 4	3- 4			
3- 10	0- 1	0- 0	AWAY	0- 0	0- 3	3- 6			
0- 0	0- 0	0- 0	NEUTRAL	0- 0	0- 0	0- 0			
2- 7	0- 1	0- 0	NON-CONFERENCE	0- 0	0- 3	2- 3			
1- 3	0- 0	0- 0	HOME	0- 0	0- 2	1- 1			
1- 4	0- 1	0- 0	AWAY	0- 0	0- 1	1- 2			
0- 0	0- 0	0- 0	NEUTRAL	0- 0	0- 0	0- 0			
4- 11	0- 0	0- 0	CONFERENCE	0- 0	0- 4	4- 7			
2- 5	0- 0	0- 0	HOME	0- 0	0- 2	2- 3			
2- 6	0- 0	0- 0	AWAY	0- 0	0- 2	2- 4			
0- 0	0- 0	0- 0	NEUTRAL	0- 0	0- 0	0- 0			

RPI 1-25				RPI 26-50				RPI 51-100				RPI 101+ Team's RPI: 290			
RPI	S	Opponent	Score	RPI	S	Opponent	Score	RPI	S	Opponent	Score	RPI	S	Opponent	Score
25	A	St. Bonaventure	55 67									109	A	Quinnipiac	52 70
												109	H	Quinnipiac	54 61
												112	A	Iona	46 73
												112	H	Iona	52 73
												115	H	Youngstown St.	54 71
												133	A	Texas Tech	45 79
												138	H	Buffalo	48 57
												172	A	Detroit	75 80
												180	A	Marist	50 63
												180	H	Marist	68 82
												208	H	Oakland	67 77
												214	H	Siena	51 59
												217	H	Canisius	66 68
												218	A	Fairfield	43 61
												218	H	Fairfield	56 55
												232	A	Manhattan	62 80
												254	A	Dartmouth	47 60
												270	A	Monmouth	60 83
												292	A	Rider	67 57
LAST 12 Division I GAMES:															
												303	H	Cleveland St.	73 72
												333	A	Saint Peter's	52 48
												333	H	Saint Peter's	51 46
												339	A	Mt. St. Mary's	53 51
180	H	Marist	68 82	112	A	Iona	46 73								
109	A	Quinnipiac	52 70	333	H	Saint Peter's	51 46								
218	A	Fairfield	43 61	109	H	Quinnipiac	54 61								
112	H	Iona	52 73	292	A	Rider	67 57								
217	H	Canisius	66 68	333	A	Saint Peter's	52 48								
180	A	Marist	50 63	218	H	Fairfield	56 55								

Non-Div I Games:

Niagara

■ Loss,
 ■ Non-Conf,
 S Site,
 ■ Home
 ■ Away
 N Neutral

Average RPI Win:	259	WON-LOST	WINNING	LAST 10	STRENGTH OF	OPP. STRENGTH	TEAM	ADJ.	CONF.	ADJ CONF.
Average RPI Loss:	216	RECORD	PCT. RANK	GAMES	SCHEDULE	OF SCHEDULE	RPI	RPI	RPI	RPI
DIV. I ONLY	7- 13	253	2- 1	321	332	311	311	27	27	
DIV. I NON-CONF.	1- 8	320	1- 0	321	343	347	347	26	26	
TOTALS	RPI 1-25	RPI 26-50	W-L RECORDS	RPI 51-100	RPI 101-150	RPI 150+				
7- 13	0- 0	0- 0	OVERALL	0- 1	1- 2	6- 10				
3- 7	0- 0	0- 0	HOME	0- 1	1- 1	2- 5				
3- 5	0- 0	0- 0	AWAY	0- 0	0- 0	3- 5				
1- 1	0- 0	0- 0	NEUTRAL	0- 0	0- 1	1- 0				
1- 8	0- 0	0- 0	NON-CONFERENCE	0- 0	0- 1	1- 7				
0- 4	0- 0	0- 0	HOME	0- 0	0- 0	0- 4				
0- 3	0- 0	0- 0	AWAY	0- 0	0- 0	0- 3				
1- 1	0- 0	0- 0	NEUTRAL	0- 0	0- 1	1- 0				
6- 5	0- 0	0- 0	CONFERENCE	0- 1	1- 1	5- 3				
3- 3	0- 0	0- 0	HOME	0- 1	1- 1	2- 1				
3- 2	0- 0	0- 0	AWAY	0- 0	0- 0	3- 2				
0- 0	0- 0	0- 0	NEUTRAL	0- 0	0- 0	0- 0				

RPI 1-25				RPI 26-50				RPI 51-100				RPI 101+ Team's RPI: 311					
RPI	S	Opponent	Score	RPI	S	Opponent	Score	RPI	S	Opponent	Score	RPI	S	Opponent	Score		
								64	H	Abilene Christian	68	71	121	N	Samford	43	45
													128	H	Central Ark.	65	71
													134	H	Northwestern St.	70	61
													167	H	Louisiana Tech	55	58
													169	H	McNeese St.	85	81
													181	A	New Mexico	43	83
													184	A	Troy	51	104
													231	H	Grambling	65	69
													234	A	Houston Baptist	71	80
													239	A	Sam Houston St.	67	63
													272	H	Prairie View	70	81
													275	H	Jacksonville St.	49	63
													280	H	Lamar	69	59
													289	A	La.-Monroe	57	69
													321	A	A&M-Corpus Christi	64	62
													322	A	Incarnate Word	66	64
													322	H	Incarnate Word	61	63
													340	A	New Orleans	55	62
													348	N	Mississippi Val.	63	54
LAST 12 Division I GAMES:																	

Non-Div I Games: Southern-N.O. 98 65

Nicholls St.

■ Loss,
 ■ Non-Conf,
 ■ S Site,
 ■ H Home
 ■ A Away
 N Neutral

Average RPI Win: 321		WON-LOST	WINNING	LAST 10	STRENGTH OF	OPP. STRENGTH	TEAM	ADJ.	CONF.	ADJ CONF.
Average RPI Loss: 234		RECORD	PCT. RANK	GAMES	SCHEDULE	OF SCHEDULE	RPI	RPI	RPI	RPI
DIV. I ONLY		2- 19	341	2- 8	330	344	346	346	30	30
DIV. I NON-CONF.		0- 10	338	0- 2	258	323	346	346	30	30
TOTALS	RPI 1-25	RPI 26-50		W-L RECORDS		RPI 51-100	RPI 101-150	RPI 150+		
2- 19	0- 1	0- 0		OVERALL		0- 0	0- 2	2- 16		
0- 7	0- 0	0- 0		HOME		0- 0	0- 0	0- 7		
2- 10	0- 1	0- 0		AWAY		0- 0	0- 2	2- 7		
0- 2	0- 0	0- 0		NEUTRAL		0- 0	0- 0	0- 2		
0- 10	0- 1	0- 0		NON-CONFERENCE		0- 0	0- 2	0- 7		
0- 3	0- 0	0- 0		HOME		0- 0	0- 0	0- 3		
0- 5	0- 1	0- 0		AWAY		0- 0	0- 2	0- 2		
0- 2	0- 0	0- 0		NEUTRAL		0- 0	0- 0	0- 2		
2- 9	0- 0	0- 0		CONFERENCE		0- 0	0- 0	2- 9		
0- 4	0- 0	0- 0		HOME		0- 0	0- 0	0- 4		
2- 5	0- 0	0- 0		AWAY		0- 0	0- 0	2- 5		
0- 0	0- 0	0- 0		NEUTRAL		0- 0	0- 0	0- 0		

RPI 1-25				RPI 26-50				RPI 51-100				RPI 101+ Team's RPI: 346			
RPI	S	Opponent	Score	RPI	S	Opponent	Score	RPI	S	Opponent	Score	RPI	S	Opponent	Score
21	A	Mississippi St.	34 92									101	A	Virginia	50 86
												136	A	Marshall	67 81
												165	A	Hampton	62 73
												200	A	William & Mary	47 67
												208	H	Oakland	73 83
												213	A	Morgan St.	58 67
												227	H	USC Upstate	62 82
												250	A	Coppin St.	44 69
												253	H	Bethune-Cookman	45 53
												256	A	Loyola Maryland	67 75
												257	H	UNCW	57 61
												273	A	N.C. A&T	53 64
												277	N	La Salle	59 67
												296	H	Savannah St.	53 68
												298	H	Florida A&M	67 83
												314	H	South Carolina St.	52 60
												317	A	UMES	74 63
												324	A	Howard	110 108
												344	N	St. Francis Brooklyn	55 59
												349	A	N.C. Central	62 63
LAST 12 Division I GAMES:															
				317	A	UMES	74 63					349	A	N.C. Central	62 63
				324	A	Howard	110 108					253	H	Bethune-Cookman	45 53
				165	A	Hampton	62 73					298	H	Florida A&M	67 83
				296	H	Savannah St.	53 68					250	A	Coppin St.	44 69
				314	H	South Carolina St.	52 60					344	N	St. Francis Brooklyn	55 59
				273	A	N.C. A&T	53 64					277	N	La Salle	59 67

Non-Div I Games:

Norfolk St.

Loss, Non-Conf, S Site, H Home A Away N Neutral

North Carolina

Through Games Of Feb. 12, 2016

Average RPI Win:	170	WON-LOST	WINNING	LAST 10	STRENGTH OF	OPP. STRENGTH	TEAM	ADJ.	CONF.	ADJ CONF.
Average RPI Loss:	75	RECORD	PCT. RANK	GAMES	SCHEDULE	OF SCHEDULE	RPI	RPI	RPI	RPI
DIV. I ONLY	14- 12	151	3- 7	36	88	104	104	5	5	
DIV. I NON-CONF.	10- 5	100	1- 0	88	252	127	127	5	5	
TOTALS	RPI 1-25	RPI 26-50	W-L RECORDS	RPI 51-100	RPI 101-150	RPI 150+				
14- 12	1- 3	0- 3	OVERALL	3- 3	3- 1	7- 2				
11- 6	1- 1	0- 1	HOME	2- 2	2- 0	6- 2				
1- 6	0- 2	0- 2	AWAY	0- 1	1- 1	0- 0				
2- 0	0- 0	0- 0	NEUTRAL	1- 0	0- 0	1- 0				
10- 5	0- 1	0- 0	NON-CONFERENCE	2- 2	2- 0	6- 2				
8- 4	0- 0	0- 0	HOME	1- 2	2- 0	5- 2				
0- 1	0- 1	0- 0	AWAY	0- 0	0- 0	0- 0				
2- 0	0- 0	0- 0	NEUTRAL	1- 0	0- 0	1- 0				
4- 7	1- 2	0- 3	CONFERENCE	1- 1	1- 1	1- 0				
3- 2	1- 1	0- 1	HOME	1- 0	0- 0	1- 0				
1- 5	0- 1	0- 2	AWAY	0- 1	1- 1	0- 0				
0- 0	0- 0	0- 0	NEUTRAL	0- 0	0- 0	0- 0				

RPI 1-25				RPI 26-50				RPI 51-100				RPI 101+ Team's RPI: 104			
RPI	S	Opponent	Score	RPI	S	Opponent	Score	RPI	S	Opponent	Score	RPI	S	Opponent	Score
1	A	Notre Dame	54 88	33	H	Miami (FL)	61 76	56	H	Oregon	77 79	105	A	Boston College	86 78
17	A	Oklahoma St.	67 77	38	A	North Carolina St.	49 78	80	A	Georgia Tech	73 80	112	H	Iona	64 52
19	H	Louisville	60 78	48	A	Duke	55 71	88	N	Gonzaga	67 62	123	A	Wake Forest	63 75
23	H	Syracuse	77 73					89	H	Maine	59 58	135	H	Yale	70 63
								90	H	Northwestern	72 85	152	N	Southern Miss.	69 62
								97	H	Virginia Tech	71 67	164	H	Pacific	63 66
												226	H	Gardner-Webb	65 66
												227	H	USC Upstate	80 40
												236	H	Clemson	72 56
												243	H	Appalachian St.	68 59
												258	H	New Hampshire	65 60
												298	H	Florida A&M	94 58
												315	H	Fairleigh Dickinson	64 46
LAST 12 Division I GAMES:															
97	H	Virginia Tech	71 67	33	H	Miami (FL)	61 76								
105	A	Boston College	86 78	80	A	Georgia Tech	73 80								
19	H	Louisville	60 78	1	A	Notre Dame	54 88								
38	A	North Carolina St.	49 78	23	H	Syracuse	77 73								
48	A	Duke	55 71	236	H	Clemson	72 56								
123	A	Wake Forest	63 75	89	H	Maine	59 58								

Non-Div I Games:

North Carolina

■ Loss,
 ■ Non-Conf, S Site,
 ■ Home
 ■ Away
 N Neutral

Average RPI Win:	137	WON-LOST	WINNING	LAST 10	STRENGTH OF	OPP. STRENGTH	TEAM	ADJ.	CONF.	ADJ CONF.
Average RPI Loss:	48	RECORD	PCT. RANK	GAMES	SCHEDULE	OF SCHEDULE	RPI	RPI	RPI	RPI
DIV. I ONLY	17- 8	82	7- 3	32	46	38	38	5	5	
DIV. I NON-CONF.	9- 4	96	0- 0	85	77	75	75	5	5	
TOTALS	RPI 1-25	RPI 26-50	W-L RECORDS	RPI 51-100	RPI 101-150	RPI 150+				
17- 8	0- 3	1- 2	OVERALL	4- 2	6- 1	6- 0				
11- 2	0- 1	0- 0	HOME	3- 1	4- 0	4- 0				
4- 5	0- 2	1- 1	AWAY	1- 1	2- 1	0- 0				
2- 1	0- 0	0- 1	NEUTRAL	0- 0	0- 0	2- 0				
9- 4	0- 1	0- 1	NON-CONFERENCE	2- 2	1- 0	6- 0				
6- 1	0- 0	0- 0	HOME	2- 1	0- 0	4- 0				
1- 2	0- 1	0- 0	AWAY	0- 1	1- 0	0- 0				
2- 1	0- 0	0- 1	NEUTRAL	0- 0	0- 0	2- 0				
8- 4	0- 2	1- 1	CONFERENCE	2- 0	5- 1	0- 0				
5- 1	0- 1	0- 0	HOME	1- 0	4- 0	0- 0				
3- 3	0- 1	1- 1	AWAY	1- 0	1- 1	0- 0				
0- 0	0- 0	0- 0	NEUTRAL	0- 0	0- 0	0- 0				

RPI 1-25				RPI 26-50				Team's RPI: 38				RPI 51-100				RPI 101+			
RPI	S	Opponent	Score	RPI	S	Opponent	Score	RPI	S	Opponent	Score	RPI	S	Opponent	Score	RPI	S	Opponent	Score
1	A	Notre Dame	46 82	33	A	Miami (FL)	44 73	54	H	Villanova	70 64	101	H	Virginia	63 52				
19	H	Louisville	90 92	37	N	Seton Hall	55 58	73	H	Elon	66 69	103	A	Liberty	61 53				
20	A	Florida	72 79	48	A	Duke	65 62	75	A	Nebraska	67 88	104	H	North Carolina	78 49				
								80	H	Georgia Tech	65 57	105	H	Boston College	74 63				
								92	H	Charlotte	72 65	123	A	Wake Forest	58 63				
								97	A	Virginia Tech	72 61	123	H	Wake Forest	64 47				
												144	A	Pittsburgh	78 76				
												151	N	UAB	67 56				
												158	H	Davidson	58 42				
												207	N	Eastern Ky.	73 62				
												215	H	Radford	67 52				
												240	H	High Point	89 48				
												300	H	Western Caro.	86 55				
LAST 12 Division I GAMES:																			
105	H	Boston College	74 63	19	H	Louisville	90 92												
123	A	Wake Forest	58 63	48	A	Duke	65 62												
1	A	Notre Dame	46 82	144	A	Pittsburgh	78 76												
104	H	North Carolina	78 49	80	H	Georgia Tech	65 57												
101	H	Virginia	63 52	123	H	Wake Forest	64 47												
97	A	Virginia Tech	72 61	33	A	Miami (FL)	44 73												

Non-Div I Games:

North Carolina St.

■ Loss,
 ■ Non-Conf, S Site,
 ■ Home
 ■ Away
 N Neutral

North Dakota

Through Games Of Feb. 12, 2016

Average RPI Win:	223	WON-LOST	WINNING	LAST 10	STRENGTH OF	OPP. STRENGTH	TEAM	ADJ.	CONF.	ADJ CONF.
Average RPI Loss:	114	RECORD	PCT. RANK	GAMES	SCHEDULE	OF SCHEDULE	RPI	RPI	RPI	RPI
DIV. I ONLY	12- 11	159	8- 2	65	288	117	117	19	19	
DIV. I NON-CONF.	4- 7	222	0- 0	33	219	172	172	21	21	
TOTALS	RPI 1-25	RPI 26-50	W-L RECORDS	RPI 51-100	RPI 101-150	RPI 150+				
12- 11	0- 0	0- 0	OVERALL	0- 6	1- 2	11- 3				
9- 2	0- 0	0- 0	HOME	0- 1	1- 0	8- 1				
3- 8	0- 0	0- 0	AWAY	0- 0	0- 0	3- 0				
0- 1	0- 0	0- 0	NEUTRAL	0- 1	0- 0	0- 0				
4- 7	0- 0	0- 0	NON-CONFERENCE	0- 6	1- 1	3- 0				
4- 1	0- 0	0- 0	HOME	0- 1	1- 0	3- 0				
0- 5	0- 0	0- 0	AWAY	0- 4	0- 1	0- 0				
0- 1	0- 0	0- 0	NEUTRAL	0- 1	0- 0	0- 0				
8- 4	0- 0	0- 0	CONFERENCE	0- 0	0- 1	8- 3				
5- 1	0- 0	0- 0	HOME	0- 0	0- 0	5- 1				
3- 3	0- 0	0- 0	AWAY	0- 0	0- 1	3- 2				
0- 0	0- 0	0- 0	NEUTRAL	0- 0	0- 0	0- 0				

RPI 1-25			RPI 26-50			RPI 51-100			RPI 101+			Team's RPI: 117
RPI	S	Opponent	Score	RPI	S	Opponent	Score	RPI	S	Opponent	Score	
						53 A Iowa	61 83	113 A San Francisco		57 74		
						56 A Oregon	51 77	122 H UNI		64 59		
						81 H South Dakota	70 73	147 A Idaho		65 92		
						82 A Minnesota	47 57	154 H Northern Colo.		54 51		
						87 N UT Martin	58 84	160 A Montana St.		61 69		
						99 A Drake	63 73	188 A Eastern Wash.		57 60		
								188 H Eastern Wash.		72 69		
								191 A Weber St.		85 78		
								191 H Weber St.		56 62		
								199 A Idaho St.		60 57		
								199 H Idaho St.		45 42		
								221 A Montana		61 59		
								225 H Western Ill.		78 67		
								265 H Omaha		67 52		
								268 H Northern Ariz.		63 56		
								318 H North Dakota St.		71 54		
								331 H Southern Utah		68 56		
LAST 12 Division I GAMES:												
						188 H Eastern Wash.	72 69	221 A Montana		61 59		
						191 A Weber St.	85 78	160 A Montana St.		61 69		
						199 A Idaho St.	60 57	199 H Idaho St.		45 42		
						154 H Northern Colo.	54 51	191 H Weber St.		56 62		
						331 H Southern Utah	68 56	188 A Eastern Wash.		57 60		
						268 H Northern Ariz.	63 56	147 A Idaho		65 92		

Non-Div I Games:

North Dakota

Loss, Non-Conf, S Site, H Home A Away N Neutral

Average RPI Win:	321	WON-LOST	WINNING	LAST 10	STRENGTH OF	OPP. STRENGTH	TEAM	ADJ.	CONF.	ADJ CONF.
Average RPI Loss:	167	RECORD	PCT. RANK	GAMES	SCHEDULE	OF SCHEDULE	RPI	RPI	RPI	RPI
DIV. I ONLY	4- 19	317	1- 9	209	287	318	318	18	18	
DIV. I NON-CONF.	3- 8	258	0- 0	308	340	323	323	19	19	
TOTALS	RPI 1-25	RPI 26-50	W-L RECORDS	RPI 51-100	RPI 101-150	RPI 150+				
4- 19	0- 0	0- 0	OVERALL	0- 6	0- 5	4- 8				
2- 8	0- 0	0- 0	HOME	0- 4	0- 2	2- 2				
1- 9	0- 0	0- 0	AWAY	0- 2	0- 3	1- 4				
1- 2	0- 0	0- 0	NEUTRAL	0- 0	0- 0	1- 2				
3- 8	0- 0	0- 0	NON-CONFERENCE	0- 2	0- 1	3- 5				
1- 3	0- 0	0- 0	HOME	0- 2	0- 0	1- 1				
1- 3	0- 0	0- 0	AWAY	0- 0	0- 1	1- 2				
1- 2	0- 0	0- 0	NEUTRAL	0- 0	0- 0	1- 2				
1- 11	0- 0	0- 0	CONFERENCE	0- 4	0- 4	1- 3				
1- 5	0- 0	0- 0	HOME	0- 2	0- 2	1- 1				
0- 6	0- 0	0- 0	AWAY	0- 2	0- 2	0- 2				
0- 0	0- 0	0- 0	NEUTRAL	0- 0	0- 0	0- 0				

RPI 1-25				RPI 26-50				RPI 51-100				RPI 101+				Team's RPI: 318	
RPI	S	Opponent	Score	RPI	S	Opponent	Score	RPI	S	Opponent	Score	RPI	S	Opponent	Score		
								55	A	South Dakota St.	47	81	114	A	IUPUI	44	67
								55	H	South Dakota St.	63	81	114	H	IUPUI	63	64
								81	A	South Dakota	54	80	117	A	North Dakota	54	71
								81	H	South Dakota	94	96	149	A	Oral Roberts	58	59
								89	H	Maine	51	82	149	H	Oral Roberts	42	52
								100	H	New Mexico St.	69	79	189	N	Delaware	50	62
													225	H	Western Ill.	82	94
													229	H	Grand Canyon	67	76
													246	A	San Diego St.	54	64
													265	A	Omaha	52	77
													272	N	Prairie View	79	58
													273	N	N.C. A&T	64	72
													307	A	Denver	53	64
													329	A	Kent St.	54	75
													332	H	IPFW	94	85
													337	H	Cal St. Fullerton	79	64
													343	A	NJIT	64	59
LAST 12 Division I GAMES:																	
				114	H	IUPUI	63	64					114	A	IUPUI	44	67
				55	A	South Dakota St.	47	81					81	H	South Dakota	94	96
				149	A	Oral Roberts	58	59					149	H	Oral Roberts	42	52
				81	A	South Dakota	54	80					307	A	Denver	53	64
				332	H	IPFW	94	85					55	H	South Dakota St.	63	81
				225	H	Western Ill.	82	94					265	A	Omaha	52	77

Non-Div I Games: Valley City St. 85 77 St. Mary (NE) 88 68

North Dakota St.

Loss, Non-Conf, S Site, H Home A Away N Neutral

North Florida

Through Games Of Feb. 12, 2016

Average RPI Win: 319	WON-LOST	WINNING	LAST 10	STRENGTH OF	OPP. STRENGTH	TEAM	ADJ.	CONF.	ADJ CONF.
Average RPI Loss: 174	RECORD	PCT. RANK	GAMES	SCHEDULE	OF SCHEDULE	RPI	RPI	RPI	RPI
DIV. I ONLY	4- 17	311	2- 8	186	304	301	301	29	29
DIV. I NON-CONF.	2- 10	304	0- 3	218	310	308	308	27	27
TOTALS	RPI 1-25	RPI 26-50	W-L RECORDS	RPI 51-100	RPI 101-150	RPI 150+			
4- 17	0- 1	0- 1	OVERALL	0- 3	0- 2	4- 10			
2- 9	0- 0	0- 1	HOME	0- 1	0- 0	2- 7			
2- 8	0- 1	0- 0	AWAY	0- 2	0- 2	2- 3			
0- 0	0- 0	0- 0	NEUTRAL	0- 0	0- 0	0- 0			
2- 10	0- 1	0- 1	NON-CONFERENCE	0- 1	0- 2	2- 5			
1- 5	0- 0	0- 1	HOME	0- 0	0- 0	1- 4			
1- 5	0- 1	0- 0	AWAY	0- 1	0- 2	1- 1			
0- 0	0- 0	0- 0	NEUTRAL	0- 0	0- 0	0- 0			
2- 7	0- 0	0- 0	CONFERENCE	0- 2	0- 0	2- 5			
1- 4	0- 0	0- 0	HOME	0- 1	0- 0	1- 3			
1- 3	0- 0	0- 0	AWAY	0- 1	0- 0	1- 2			
0- 0	0- 0	0- 0	NEUTRAL	0- 0	0- 0	0- 0			

RPI S	Opponent	Score	RPI S	Opponent	Score	RPI S	Opponent	Score	RPI S	Opponent	Score	Team's RPI: 301
13	A Florida St.	28 80	50	H Purdue	47 70	63	A FGCU	50 75	126	A Mercer	54 68	
						63	H FGCU	38 65	150	A Alabama	47 69	
						75	A Nebraska	46 91	166	H Jacksonville	39 73	
									178	A Stetson	61 81	
									178	H Stetson	56 67	
									227	A USC Upstate	54 69	
									253	H Bethune-Cookman	49 53	
									257	H UNCW	47 63	
									269	A Georgia St.	63 76	
									282	H Campbell	55 66	
									286	H Towson	74 72	
									291	H Kennesaw St.	55 70	
									310	A UMKC	62 55	
									314	H South Carolina St.	48 53	
									335	H Lipscomb	78 70	
									343	A NJIT	68 51	
LAST 12 Division I GAMES:												
178	H Stetson	56 67	335	H Lipscomb	78 70							
63	A FGCU	50 75	291	H Kennesaw St.	55 70							
178	A Stetson	61 81	166	H Jacksonville	39 73							
63	H FGCU	38 65	126	A Mercer	54 68							
227	A USC Upstate	54 69	257	H UNCW	47 63							
343	A NJIT	68 51	282	H Campbell	55 66							

Non-Div I Games: Warner 60 51 Webber Int'l 60 72 Trinity Baptist 97 30

North Florida

Loss, Non-Conf, S Site, H Home A Away N Neutral

North Texas

Through Games Of Feb. 12, 2016

Average RPI Win:	177	WON-LOST	WINNING	LAST 10	STRENGTH OF	OPP. STRENGTH	TEAM	ADJ.	CONF.	ADJ CONF.
Average RPI Loss:	141	RECORD	PCT. RANK	GAMES	SCHEDULE	OF SCHEDULE	RPI	RPI	RPI	RPI
DIV. I ONLY	8- 13	239	2- 8	159	132	212	212	12	12	
DIV. I NON-CONF.	5- 5	160	1- 0	207	179	179	179	10	10	
TOTALS	RPI 1-25	RPI 26-50	W-L RECORDS	RPI 51-100	RPI 101-150	RPI 150+				
8- 13	0- 0	1- 1	OVERALL	0- 2	2- 4	5- 6				
4- 7	0- 0	0- 1	HOME	0- 1	1- 3	3- 2				
4- 6	0- 0	1- 0	AWAY	0- 1	1- 1	2- 4				
0- 0	0- 0	0- 0	NEUTRAL	0- 0	0- 0	0- 0				
5- 5	0- 0	1- 0	NON-CONFERENCE	0- 0	1- 3	3- 2				
2- 3	0- 0	0- 0	HOME	0- 0	1- 2	1- 1				
3- 2	0- 0	1- 0	AWAY	0- 0	0- 1	2- 1				
0- 0	0- 0	0- 0	NEUTRAL	0- 0	0- 0	0- 0				
3- 8	0- 0	0- 1	CONFERENCE	0- 2	1- 1	2- 4				
2- 4	0- 0	0- 1	HOME	0- 1	0- 1	2- 1				
1- 4	0- 0	0- 0	AWAY	0- 1	1- 0	0- 3				
0- 0	0- 0	0- 0	NEUTRAL	0- 0	0- 0	0- 0				

RPI S	Opponent	Score	RPI S	Opponent	Score	RPI S	Opponent	Score	RPI S	Opponent	Score	Team's RPI: 212
29	H UTEP	67 75	60	A Western Ky.	53 65	106	H Arizona	44 51				
31	A Oklahoma	61 57	77	H Middle Tenn.	52 76	112	A Iona	51 62				
						113	H San Francisco	61 69				
						114	H IUPUI	68 67				
						136	A Marshall	71 63				
						146	H Old Dominion	48 65				
						151	H UAB	53 51				
						152	A Southern Miss.	38 57				
						157	H SMU	60 57				
						167	A Louisiana Tech	71 77				
						191	H Weber St.	38 45				
						202	A Texas St.	62 64				
						224	H UTSA	68 58				
						242	A Rice	97 100				
						242	H Rice	73 79				
						277	A La Salle	69 63				
						322	A Incarnate Word	62 55				
LAST 12 Division I GAMES:												
146	H Old Dominion	48 65	60	A Western Ky.	53 65							
167	A Louisiana Tech	71 77	136	A Marshall	71 63							
152	A Southern Miss.	38 57	242	A Rice	97 100							
242	H Rice	73 79	29	H UTEP	67 75							
151	H UAB	53 51	224	H UTSA	68 58							
77	H Middle Tenn.	52 76	322	A Incarnate Word	62 55							

Non-Div I Games:

North Texas

■ Loss,
 ■ Non-Conf, S Site,
 ■ Home
 ■ Away
 N Neutral

Northeastern

Through Games Of Feb. 12, 2016

Average RPI Win:	217	WON-LOST	WINNING	LAST 10	STRENGTH OF	OPP. STRENGTH	TEAM	ADJ.	CONF.	ADJ CONF.
Average RPI Loss:	116	RECORD	PCT. RANK	GAMES	SCHEDULE	OF SCHEDULE	RPI	RPI	RPI	RPI
DIV. I ONLY	9- 14	234	3- 7	123	165	193	193	13	13	
DIV. I NON-CONF.	5- 6	180	0- 0	178	230	201	201	12	12	
TOTALS	RPI 1-25	RPI 26-50	W-L RECORDS	RPI 51-100	RPI 101-150	RPI 150+				
9- 14	0- 0	0- 4	OVERALL	2- 3	0- 3	7- 4				
3- 8	0- 0	0- 2	HOME	1- 2	0- 2	2- 2				
6- 4	0- 0	0- 1	AWAY	1- 1	0- 0	5- 2				
0- 2	0- 0	0- 1	NEUTRAL	0- 0	0- 1	0- 0				
5- 6	0- 0	0- 2	NON-CONFERENCE	1- 0	0- 3	4- 1				
2- 4	0- 0	0- 1	HOME	1- 0	0- 2	1- 1				
3- 0	0- 0	0- 0	AWAY	0- 0	0- 0	3- 0				
0- 2	0- 0	0- 1	NEUTRAL	0- 0	0- 1	0- 0				
4- 8	0- 0	0- 2	CONFERENCE	1- 3	0- 0	3- 3				
1- 4	0- 0	0- 1	HOME	0- 2	0- 0	1- 1				
3- 4	0- 0	0- 1	AWAY	1- 1	0- 0	2- 2				
0- 0	0- 0	0- 0	NEUTRAL	0- 0	0- 0	0- 0				

RPI S	Opponent	Score	RPI S	Opponent	Score	RPI S	Opponent	Score	RPI S	Opponent	Score	Team's RPI: 193
26	H Michigan St.	51 77	67	A Hofstra	50 75	105	H Boston College	45 71				
30	N Missouri	56 69	73	H Elon	54 56	109	H Quinnipiac	60 71				
47	A James Madison	62 85	85	A Drexel	73 65	140	N Fresno St.	55 69				
47	H James Madison	52 61	85	H Drexel	49 53	189	A Delaware	52 59				
			89	H Maine	56 44	190	A Col. of Charleston	52 49				
						200	A William & Mary	62 69				
						200	H William & Mary	69 68				
						214	A Siena	70 67				
						217	H Canisius	57 68				
						257	A UNCW	72 66				
						258	A New Hampshire	66 54				
						286	H Towson	71 72				
						317	H UMES	60 49				
						347	A Boston U.	77 44				
LAST 12 Division I GAMES:												
257	A UNCW	72 66	67	A Hofstra	50 75							
47	H James Madison	52 61	47	A James Madison	62 85							
190	A Col. of Charleston	52 49	200	H William & Mary	69 68							
200	A William & Mary	62 69	189	A Delaware	52 59							
73	H Elon	54 56	85	A Drexel	73 65							
85	H Drexel	49 53	286	H Towson	71 72							

Non-Div I Games:

Northeastern

■ Loss,
 ■ Non-Conf, S Site,
 ■ Home
 ■ Away
 N Neutral

Average RPI Win:	284	WON-LOST	WINNING	LAST 10	STRENGTH OF	OPP. STRENGTH	TEAM	ADJ.	CONF.	ADJ CONF.
Average RPI Loss:	143	RECORD	PCT. RANK	GAMES	SCHEDULE	OF SCHEDULE	RPI	RPI	RPI	RPI
DIV. I ONLY	4- 17	311	2- 8	75	297	268	268	19	19	
DIV. I NON-CONF.	2- 7	280	0- 0	99	216	217	217	21	21	
TOTALS	RPI 1-25	RPI 26-50	W-L RECORDS	RPI 51-100	RPI 101-150	RPI 150+				
4- 17	0- 0	0- 1	OVERALL	0- 3	0- 4	4- 9				
3- 5	0- 0	0- 0	HOME	0- 0	0- 2	3- 3				
1- 11	0- 0	0- 1	AWAY	0- 3	0- 2	1- 5				
0- 1	0- 0	0- 0	NEUTRAL	0- 0	0- 0	0- 1				
2- 7	0- 0	0- 1	NON-CONFERENCE	0- 3	0- 1	2- 2				
1- 1	0- 0	0- 0	HOME	0- 0	0- 1	1- 0				
1- 5	0- 0	0- 1	AWAY	0- 3	0- 0	1- 1				
0- 1	0- 0	0- 0	NEUTRAL	0- 0	0- 0	0- 1				
2- 10	0- 0	0- 0	CONFERENCE	0- 0	0- 3	2- 7				
2- 4	0- 0	0- 0	HOME	0- 0	0- 1	2- 3				
0- 6	0- 0	0- 0	AWAY	0- 0	0- 2	0- 4				
0- 0	0- 0	0- 0	NEUTRAL	0- 0	0- 0	0- 0				

RPI S	Opponent	Score	RPI S	Opponent	Score	RPI S	Opponent	Score	RPI S	Opponent	Score	Team's RPI: 268
29	A UTEP	66 77	75	A Nebraska	67 90	117	A North Dakota	56 63				
			96	A Iowa St.	63 79	129	H Hawaii	52 61				
			100	A New Mexico St.	53 87	147	A Idaho	59 76				
						147	H Idaho	51 72				
						154	A Northern Colo.	55 79				
						156	N Long Beach St.	48 69				
						160	A Montana St.	77 86				
						160	H Montana St.	72 83				
						177	A Colorado	66 90				
						188	A Eastern Wash.	65 72				
						188	H Eastern Wash.	71 81				
						191	H Weber St.	56 76				
						199	H Idaho St.	63 62				
						221	A Montana	58 81				
						280	H Lamar	75 63				
						327	A UC Irvine	71 55				
						331	H Southern Utah	57 48				
LAST 12 Division I GAMES:												
160	H Montana St.	72 83	117	A North Dakota	56 63							
147	A Idaho	59 76	188	H Eastern Wash.	71 81							
188	A Eastern Wash.	65 72	147	H Idaho	51 72							
199	H Idaho St.	63 62	331	H Southern Utah	57 48							
191	H Weber St.	56 76	160	A Montana St.	77 86							
154	A Northern Colo.	55 79	221	A Montana	58 81							

Non-Div I Games: N.M. Highlands 91 43 Dixie St. 68 66

Northern Ariz.

Loss, Non-Conf, S Site, H Home A Away N Neutral

Average RPI Win:	219	WON-LOST	WINNING	LAST 10	STRENGTH OF	OPP. STRENGTH	TEAM	ADJ.	CONF.	ADJ CONF.
Average RPI Loss:	145	RECORD	PCT. RANK	GAMES	SCHEDULE	OF SCHEDULE	RPI	RPI	RPI	RPI
DIV. I ONLY	10- 11	189	6- 4	117	240	154	154	19	19	
DIV. I NON-CONF.	4- 5	193	0- 0	174	79	167	167	21	21	
TOTALS	RPI 1-25	RPI 26-50	W-L RECORDS	RPI 51-100	RPI 101-150	RPI 150+				
10- 11	0- 0	0- 0	OVERALL	0- 3	2- 2	8- 6				
6- 2	0- 0	0- 0	HOME	0- 2	1- 0	5- 0				
2- 9	0- 0	0- 0	AWAY	0- 1	0- 2	2- 6				
2- 0	0- 0	0- 0	NEUTRAL	0- 0	1- 0	1- 0				
4- 5	0- 0	0- 0	NON-CONFERENCE	0- 3	1- 0	3- 2				
1- 2	0- 0	0- 0	HOME	0- 2	0- 0	1- 0				
1- 3	0- 0	0- 0	AWAY	0- 1	0- 0	1- 2				
2- 0	0- 0	0- 0	NEUTRAL	0- 0	1- 0	1- 0				
6- 6	0- 0	0- 0	CONFERENCE	0- 0	1- 2	5- 4				
5- 0	0- 0	0- 0	HOME	0- 0	1- 0	4- 0				
1- 6	0- 0	0- 0	AWAY	0- 0	0- 2	1- 4				
0- 0	0- 0	0- 0	NEUTRAL	0- 0	0- 0	0- 0				

RPI 1-25			RPI 26-50			RPI 51-100			RPI 101+ Team's RPI: 154		
RPI	S	Opponent	Score	RPI	S	Opponent	Score	RPI	S	Opponent	Score
								51	H	Colorado St.	46 62
								55	A	South Dakota St.	62 66
								61	H	St. Mary's (CA)	52 65
								110	N	Akron	78 65
								117	A	North Dakota	51 54
								147	A	Idaho	56 66
								147	H	Idaho	70 68
								160	A	Montana St.	58 66
								177	A	Colorado	41 63
								188	A	Eastern Wash.	55 59
								191	A	Weber St.	79 82
								191	H	Weber St.	65 63
								199	A	Idaho St.	61 59
								199	H	Idaho St.	48 47
								211	H	Utah St.	74 60
								221	A	Montana	46 58
								223	N	Valparaiso	77 63
								229	A	Grand Canyon	59 69
								268	H	Northern Ariz.	79 55
								307	A	Denver	60 51
								331	H	Southern Utah	64 44
LAST 12 Division I GAMES:											
								147	H	Idaho	70 68
								160	A	Montana St.	58 66
								221	A	Montana	46 58
								191	H	Weber St.	65 63
								199	H	Idaho St.	48 47
								147	A	Idaho	56 66
								188	A	Eastern Wash.	55 59

Non-Div I Games: Western St. 101 48

Northern Colo.

Non-Conference				Through Games Of Feb. 11, 1918						
Average RPI Win:	248	WON-LOST	WINNING	LAST 10	STRENGTH OF	OPP. STRENGTH	TEAM	ADJ.	CONF.	ADJ CONF.
Average RPI Loss:	156	RECORD	PCT. RANK	GAMES	SCHEDULE	OF SCHEDULE	RPI	RPI	RPI	RPI
DIV. I ONLY	9- 12	211	2- 1	289	178	244	244	11	11	
DIV. I NON-CONF.	6- 4	125	1- 0	347	255	247	247	13	13	
TOTALS	RPI 1-25	RPI 26-50	W-L RECORDS	RPI 51-100	RPI 101-150	RPI 150+				
9- 12	0- 0	0- 2	OVERALL	1- 1	2- 3	6- 6				
5- 3	0- 0	0- 1	HOME	1- 0	1- 1	3- 1				
2- 8	0- 0	0- 1	AWAY	0- 1	1- 2	1- 4				
2- 1	0- 0	0- 0	NEUTRAL	0- 0	0- 0	2- 1				
6- 4	0- 0	0- 0	NON-CONFERENCE	1- 0	0- 1	5- 3				
3- 0	0- 0	0- 0	HOME	1- 0	0- 0	2- 0				
1- 3	0- 0	0- 0	AWAY	0- 0	0- 1	1- 2				
2- 1	0- 0	0- 0	NEUTRAL	0- 0	0- 0	2- 1				
3- 8	0- 0	0- 2	CONFERENCE	0- 1	2- 2	1- 3				
2- 3	0- 0	0- 1	HOME	0- 0	1- 1	1- 1				
1- 5	0- 0	0- 1	AWAY	0- 1	1- 1	0- 2				
0- 0	0- 0	0- 0	NEUTRAL	0- 0	0- 0	0- 0				

RPI 1-25				RPI 26-50				RPI 51-100				RPI 101+				Team's RPI: 244	
RPI	S	Opponent	Score	RPI	S	Opponent	Score	RPI	S	Opponent	Score	RPI	S	Opponent	Score		
				32	A	Ohio	70 95	69	A	Central Mich.	63 95	108	A	Toledo	59 66		
				32	H	Ohio	47 72	99	H	Drake	87 73	110	A	Akron	65 58		
												111	H	Eastern Mich.	80 87		
												138	H	Buffalo	76 74		
												148	A	Wisconsin	62 89		
												171	A	SIUE	67 93		
												176	A	Milwaukee	58 73		
												192	N	Kansas	58 66		
												238	H	Bowling Green	43 58		
												262	A	Miami (OH)	60 66		
												262	H	Miami (OH)	92 73		
												305	H	Bradley	68 64		
												309	N	Illinois St.	68 59		
												329	A	Kent St.	85 95		
												336	H	Eastern Ill.	79 63		
												337	N	Cal St. Fullerton	72 49		
												338	A	Chicago St.	68 50		
LAST 12 Division I GAMES:																	
				337	N	Cal St. Fullerton	72 49	238	H	Bowling Green	43 58						
				262	H	Miami (OH)	92 73	108	A	Toledo	59 66						
				32	A	Ohio	70 95	69	A	Central Mich.	63 95						
				138	H	Buffalo	76 74	111	H	Eastern Mich.	80 87						
				329	A	Kent St.	85 95	262	A	Miami (OH)	60 66						
				32	H	Ohio	47 72	110	A	Akron	65 58						

Non-Div I Games:	Wis. Lutheran	69	42
------------------	---------------	----	----

Northern Ill.

■ Loss, ■ Non-Conf, S Site, H Home A Away N Neutral

Average RPI Win:	220	WON-LOST	WINNING	LAST 10	STRENGTH OF	OPP. STRENGTH	TEAM	ADJ.	CONF.	ADJ CONF.
Average RPI Loss:	129	RECORD	PCT. RANK	GAMES	SCHEDULE	OF SCHEDULE	RPI	RPI	RPI	RPI
DIV. I ONLY	12- 8	113	6- 4	201	141	145	145	14	14	
DIV. I NON-CONF.	6- 3	100	0- 1	277	123	174	174	15	15	
TOTALS	RPI 1-25	RPI 26-50	W-L RECORDS	RPI 51-100	RPI 101-150	RPI 150+				
12- 8	0- 2	0- 0	OVERALL	1- 0	1- 2	10- 4				
5- 5	0- 2	0- 0	HOME	1- 0	0- 1	4- 2				
7- 3	0- 0	0- 0	AWAY	0- 0	1- 1	6- 2				
0- 0	0- 0	0- 0	NEUTRAL	0- 0	0- 0	0- 0				
6- 3	0- 1	0- 0	NON-CONFERENCE	1- 0	0- 1	5- 1				
4- 2	0- 1	0- 0	HOME	1- 0	0- 1	3- 0				
2- 1	0- 0	0- 0	AWAY	0- 0	0- 0	2- 1				
0- 0	0- 0	0- 0	NEUTRAL	0- 0	0- 0	0- 0				
6- 5	0- 1	0- 0	CONFERENCE	0- 0	1- 1	5- 3				
1- 3	0- 1	0- 0	HOME	0- 0	0- 0	1- 2				
5- 2	0- 0	0- 0	AWAY	0- 0	1- 1	4- 1				
0- 0	0- 0	0- 0	NEUTRAL	0- 0	0- 0	0- 0				

RPI	S	Opponent	Score	RPI	S	Opponent	Score	RPI	S	Opponent	Score	RPI	S	Opponent	Score	Team's RPI: 145
18	H	Green Bay	73 81					86	H	Marquette	83 78	102	A	Wright St.	61 66	
22	H	Kentucky	65 84									110	H	Akron	75 77	
												115	A	Youngstown St.	88 77	
												172	A	Detroit	65 66	
												176	H	Milwaukee	60 86	
												186	A	Robert Morris	72 70	
												201	A	Ill.-Chicago	72 61	
												201	H	Ill.-Chicago	55 53	
												208	A	Oakland	75 71	
												209	A	Cincinnati	68 71	
												223	A	Valparaiso	68 50	
												223	H	Valparaiso	60 61	
												249	H	Indiana St.	73 67	
												262	A	Miami (OH)	71 57	
												274	H	Tennessee Tech	88 62	
												303	A	Cleveland St.	83 51	
												332	H	IPFW	77 64	
LAST 12 Division I GAMES:																
223	A	Valparaiso	68 50	172	A	Detroit	65 66									
201	A	Ill.-Chicago	72 61	208	A	Oakland	75 71									
115	A	Youngstown St.	88 77	102	A	Wright St.	61 66									
303	A	Cleveland St.	83 51	201	H	Ill.-Chicago	55 53									
176	H	Milwaukee	60 86	223	H	Valparaiso	60 61									
18	H	Green Bay	73 81	110	H	Akron	75 77									

Non-Div I Games: Ind.-Kokomo 104 33 West Virginia St. 92 47

Northern Ky.

■ Loss,
 ■ Non-Conf, S Site,
 ■ Home
 ■ Away
 N Neutral

Average RPI Win:	173	WON-LOST	WINNING	LAST 10	STRENGTH OF	OPP. STRENGTH	TEAM	ADJ.	CONF.	ADJ CONF.
Average RPI Loss:	49	RECORD	PCT. RANK	GAMES	SCHEDULE	OF SCHEDULE	RPI	RPI	RPI	RPI
DIV. I ONLY	14- 11	137	2- 8	62	58	90	90	4	4	
DIV. I NON-CONF.	11- 1	16	0- 0	224	213	64	64	4	4	
TOTALS	RPI 1-25	RPI 26-50	W-L RECORDS	RPI 51-100	RPI 101-150	RPI 150+				
14- 11	1- 3	0- 4	OVERALL	1- 3	3- 1	9- 0				
8- 5	1- 1	0- 2	HOME	1- 2	1- 0	5- 0				
3- 6	0- 0	0- 0	AWAY	0- 0	1- 1	2- 0				
3- 0	0- 0	0- 0	NEUTRAL	0- 0	1- 0	2- 0				
11- 1	0- 1	0- 0	NON-CONFERENCE	0- 0	3- 0	8- 0				
6- 1	0- 1	0- 0	HOME	0- 0	1- 0	5- 0				
2- 0	0- 0	0- 0	AWAY	0- 0	1- 0	1- 0				
3- 0	0- 0	0- 0	NEUTRAL	0- 0	1- 0	2- 0				
3- 10	1- 2	0- 4	CONFERENCE	1- 3	0- 1	1- 0				
2- 4	1- 0	0- 2	HOME	1- 2	0- 0	0- 0				
1- 6	0- 2	0- 2	AWAY	0- 1	0- 1	1- 0				
0- 0	0- 0	0- 0	NEUTRAL	0- 0	0- 0	0- 0				

RPI 1-25				RPI 26-50				RPI 51-100				Team's RPI: 90				RPI 101+			
RPI	S	Opponent	Score	RPI	S	Opponent	Score	RPI	S	Opponent	Score	RPI	S	Opponent	Score	RPI	S	Opponent	Score
5	A	Ohio St.	73 76	26	A	Michigan St.	51 74	53	H	Iowa	64 79	104	A	North Carolina	85 72				
5	H	Ohio St.	86 82	42	A	Rutgers	59 61	75	H	Nebraska	85 62	118	H	Western Mich.	86 62				
11	A	Maryland	62 80	43	H	Indiana	84 91	82	A	Minnesota	92 95	120	N	Creighton	75 52				
16	H	DePaul	64 77	50	H	Purdue	71 85	82	H	Minnesota	106 112	131	A	Penn St.	72 79				
																153	A	Loyola Chicago	81 72
																161	A	Illinois	69 59
																170	N	East Carolina	78 75
																176	H	Milwaukee	69 44
																188	N	Eastern Wash.	74 70
																199	H	Idaho St.	72 36
																310	H	UMKC	80 38
																320	H	Alcorn	91 47
																324	H	Howard	89 49
LAST 12 Division I GAMES:																			
42	A	Rutgers	59 61	82	A	Minnesota	92 95												
82	H	Minnesota	106 112	11	A	Maryland	62 80												
161	A	Illinois	69 59	5	H	Ohio St.	86 82												
53	H	Iowa	64 79	26	A	Michigan St.	51 74												
5	A	Ohio St.	73 76	50	H	Purdue	71 85												
43	H	Indiana	84 91	75	H	Nebraska	85 62												

Non-Div I Games:

Northwestern

■ Loss,
 ■ Non-Conf,
 ■ S Site,
 ■ H Home
 ■ A Away
 N Neutral

Average RPI Win:	265	WON-LOST	WINNING	LAST 10	STRENGTH OF	OPP. STRENGTH	TEAM	ADJ.	CONF.	ADJ CONF.
Average RPI Loss:	133	RECORD	PCT. RANK	GAMES	SCHEDULE	OF SCHEDULE	RPI	RPI	RPI	RPI
DIV. I ONLY	9- 10	193	5- 5	77	321	134	134	27	27	
DIV. I NON-CONF.	2- 5	253	0- 0	5	299	133	133	26	26	
TOTALS	RPI 1-25	RPI 26-50	W-L RECORDS	RPI 51-100	RPI 101-150	RPI 150+				
9- 10	0- 2	0- 0	OVERALL	0- 2	1- 1	8- 5				
6- 1	0- 0	0- 0	HOME	0- 0	0- 1	6- 0				
3- 8	0- 1	0- 0	AWAY	0- 0	1- 0	2- 0				
0- 1	0- 0	0- 0	NEUTRAL	0- 0	0- 0	0- 1				
2- 5	0- 2	0- 0	NON-CONFERENCE	0- 1	0- 0	2- 2				
2- 0	0- 0	0- 0	HOME	0- 0	0- 0	2- 0				
0- 4	0- 2	0- 0	AWAY	0- 1	0- 0	0- 1				
0- 1	0- 0	0- 0	NEUTRAL	0- 0	0- 0	0- 1				
7- 5	0- 0	0- 0	CONFERENCE	0- 1	1- 1	6- 3				
4- 1	0- 0	0- 0	HOME	0- 0	0- 1	4- 0				
3- 4	0- 0	0- 0	AWAY	0- 1	1- 0	2- 3				
0- 0	0- 0	0- 0	NEUTRAL	0- 0	0- 0	0- 0				

RPI	S	Opponent	Score
4	A	Baylor	44 86
7	A	Texas	33 86

RPI	S	Opponent	Score

RPI	S	Opponent	Score
64	A	Abilene Christian	46 67
100	A	New Mexico St.	54 65

RPI	S	Opponent	Score	Team's RPI:	134
128	A	Central Ark.	60 56		
128	H	Central Ark.	49 74		
156	N	Long Beach St.	59 60		
157	A	SMU	36 74		
169	A	McNeese St.	74 78		
231	H	Grambling	71 62		
234	H	Houston Baptist	55 44		
237	A	Stephen F. Austin	52 68		
239	H	Sam Houston St.	69 49		
280	A	Lamar	73 51		
306	H	Southeastern La.	82 62		
311	A	Nicholls St.	61 70		
321	H	A&M-Corpus Christi	60 43		
322	A	Incarinate Word	53 48		
328	H	Jackson St.	59 54		

LAST 12 Division I GAMES:

128	A	Central Ark.	60 56	280	A	Lamar	73 51
237	A	Stephen F. Austin	52 68	321	H	A&M-Corpus Christi	60 43
306	H	Southeastern La.	82 62	322	A	Incarinate Word	53 48
128	H	Central Ark.	49 74	64	A	Abilene Christian	46 67
169	A	McNeese St.	74 78	239	H	Sam Houston St.	69 49
311	A	Nicholls St.	61 70	234	H	Houston Baptist	55 44

Non-Div I Games: LeTourneau 73 44 Xavier (LA) 73 57 LSU-Alexandria 94 65 Central Baptist 86 56 Northwestern St.

Notre Dame

Through Games Of Feb. 12, 2016

Through Games of Feb. 11, 1918										
Average RPI Win:	81	WON-LOST	WINNING	LAST 10	STRENGTH OF	OPP. STRENGTH	TEAM	ADJ.	CONF.	ADJ CONF.
Average RPI Loss:	2	RECORD	PCT. RANK	GAMES	SCHEDULE	OF SCHEDULE	RPI	RPI	RPI	RPI
DIV. I ONLY	23- 1	3	5- 0	3	1	1	1	5	5	
DIV. I NON-CONF.	12- 1	9	1- 0	8	2	2	2	5	5	
TOTALS	RPI 1-25	RPI 26-50	W-L RECORDS	RPI 51-100	RPI 101-150	RPI 150+				
23- 1	7- 1	2- 0	OVERALL	7- 0	5- 0	2- 0				
11- 0	5- 0	1- 0	HOME	3- 0	2- 0	0- 0				
10- 1	1- 1	1- 0	AWAY	4- 0	3- 0	1- 0				
2- 0	1- 0	0- 0	NEUTRAL	0- 0	0- 0	1- 0				
12- 1	5- 1	0- 0	NON-CONFERENCE	4- 0	1- 0	2- 0				
6- 0	4- 0	0- 0	HOME	1- 0	1- 0	0- 0				
4- 1	0- 1	0- 0	AWAY	3- 0	0- 0	1- 0				
2- 0	1- 0	0- 0	NEUTRAL	0- 0	0- 0	1- 0				
11- 0	2- 0	2- 0	CONFERENCE	3- 0	4- 0	0- 0				
5- 0	1- 0	1- 0	HOME	2- 0	1- 0	0- 0				
6- 0	1- 0	1- 0	AWAY	1- 0	3- 0	0- 0				
0- 0	0- 0	0- 0	NEUTRAL	0- 0	0- 0	0- 0				

RPI	S	Opponent	Score	RPI	S	Opponent	Score	RPI	S	Opponent	Score	RPI	S	Opponent	Score
2	A	UConn	81 91	38	H	North Carolina St.	82 46	55	A	South Dakota St.	75 64	101	A	Virginia	74 46
5	H	Ohio St.	75 72	48	A	Duke	68 61	80	A	Georgia Tech	54 42	104	H	North Carolina	88 54
8	H	Oregon St.	62 61					80	H	Georgia Tech	85 76	105	A	Boston College	63 50
10	N	UCLA	92 84					91	H	Bucknell	85 54	108	H	Toledo	74 39
12	H	Tennessee	79 66					94	A	Saint Joseph's	91 55	144	A	Pittsburgh	65 55
16	H	DePaul	95 90					95	A	TCU	88 72	223	A	Valparaiso	110 54
19	A	Louisville	66 61					97	H	Virginia Tech	80 41	307	N	Denver	94 52
23	H	Syracuse	90 62												
LAST 12 Division I GAMES:															
10	N	UCLA	92 84	23	H	Syracuse	90 62								
19	A	Louisville	66 61	12	H	Tennessee	79 66								
38	H	North Carolina St.	82 46	105	A	Boston College	63 50								
48	A	Duke	68 61	104	H	North Carolina	88 54								
80	A	Georgia Tech	54 42	101	A	Virginia	74 46								
97	H	Virginia Tech	80 41	144	A	Pittsburgh	65 55								

Non-Div I Games:

Notre Dame

Loss, Non-Conf, S Site, H Home A Away N Neutral

Oakland

Through Games Of Feb. 12, 2016

Average RPI Win:	251	WON-LOST	WINNING	LAST 10	STRENGTH OF	OPP. STRENGTH	TEAM	ADJ.	CONF.	ADJ CONF.
Average RPI Loss:	154	RECORD	PCT. RANK	GAMES	SCHEDULE	OF SCHEDULE	RPI	RPI	RPI	RPI
DIV. I ONLY	11- 10	153	4- 6	301	189	208	208	14	14	
DIV. I NON-CONF.	6- 3	100	1- 0	337	309	228	228	15	15	
TOTALS	RPI 1-25	RPI 26-50	W-L RECORDS	RPI 51-100	RPI 101-150	RPI 150+				
11- 10	1- 0	0- 1	OVERALL	0- 1	0- 4	10- 4				
4- 5	0- 0	0- 1	HOME	0- 1	0- 3	4- 0				
7- 5	1- 0	0- 0	AWAY	0- 0	0- 1	6- 4				
0- 0	0- 0	0- 0	NEUTRAL	0- 0	0- 0	0- 0				
6- 3	0- 0	0- 1	NON-CONFERENCE	0- 1	0- 0	6- 1				
2- 2	0- 0	0- 1	HOME	0- 1	0- 0	2- 0				
4- 1	0- 0	0- 0	AWAY	0- 0	0- 0	4- 1				
0- 0	0- 0	0- 0	NEUTRAL	0- 0	0- 0	0- 0				
5- 7	1- 0	0- 0	CONFERENCE	0- 0	0- 4	4- 3				
2- 3	0- 0	0- 0	HOME	0- 0	0- 3	2- 0				
3- 4	1- 0	0- 0	AWAY	0- 0	0- 1	2- 3				
0- 0	0- 0	0- 0	NEUTRAL	0- 0	0- 0	0- 0				

RPI 1-25				RPI 26-50				RPI 51-100				RPI 101+ Team's RPI: 208			
RPI	S	Opponent	Score	RPI	S	Opponent	Score	RPI	S	Opponent	Score	RPI	S	Opponent	Score
18	A	Green Bay	58 56	26	H	Michigan St.	62 82	69	H	Central Mich.	87 110	102	H	Wright St.	72 77
												115	A	Youngstown St.	63 67
												115	H	Youngstown St.	77 96
												145	H	Northern Ky.	71 75
												172	A	Detroit	79 73
												176	A	Milwaukee	64 77
												201	A	Ill.-Chicago	78 76
												223	A	Valparaiso	66 81
												223	H	Valparaiso	87 77
												254	H	Dartmouth	78 60
												262	A	Miami (OH)	54 65
												287	A	Vermont	74 68
												290	A	Niagara	77 67
												303	A	Cleveland St.	75 88
												303	H	Cleveland St.	79 69
												332	H	IPFW	81 74
												338	A	Chicago St.	74 51
												346	A	Norfolk St.	83 73
LAST 12 Division I GAMES:															
223	H	Valparaiso	87 77	102	H	Wright St.	72 77								
303	A	Cleveland St.	75 88	145	H	Northern Ky.	71 75								
115	A	Youngstown St.	63 67	223	A	Valparaiso	66 81								
176	A	Milwaukee	64 77	201	A	Ill.-Chicago	78 76								
18	A	Green Bay	58 56	303	H	Cleveland St.	79 69								
172	A	Detroit	79 73	287	A	Vermont	74 68								

Non-Div I Games: Rochester College 83 49 Mich.-Dearborn 123 38

Oakland

Loss, Non-Conf, S Site, H Home A Away N Neutral

Average RPI Win:	174	WON-LOST	WINNING	LAST 10	STRENGTH OF	OPP. STRENGTH	TEAM	ADJ.	CONF.	ADJ CONF.
Average RPI Loss:	97	RECORD	PCT. RANK	GAMES	SCHEDULE	OF SCHEDULE	RPI	RPI	RPI	RPI
DIV. I ONLY	18- 4	29	9- 1	121	105	32	32	11	11	
DIV. I NON-CONF.	8- 3	77	1- 0	197	60	66	66	13	13	
TOTALS	RPI 1-25	RPI 26-50	W-L RECORDS	RPI 51-100	RPI 101-150	RPI 150+				
18- 4	0- 1	1- 0	OVERALL	5- 1	3- 1	9- 1				
8- 0	0- 0	0- 0	HOME	3- 0	2- 0	3- 0				
6- 4	0- 0	0- 0	AWAY	1- 1	1- 0	4- 0				
4- 0	0- 0	1- 0	NEUTRAL	1- 0	0- 0	2- 0				
8- 3	0- 1	1- 0	NON-CONFERENCE	2- 1	0- 0	5- 1				
3- 0	0- 0	0- 0	HOME	1- 0	0- 0	2- 0				
1- 3	0- 1	0- 0	AWAY	0- 1	0- 0	1- 1				
4- 0	0- 0	1- 0	NEUTRAL	1- 0	0- 0	2- 0				
10- 1	0- 0	0- 0	CONFERENCE	3- 0	3- 1	4- 0				
5- 0	0- 0	0- 0	HOME	2- 0	2- 0	1- 0				
5- 1	0- 0	0- 0	AWAY	1- 0	1- 1	3- 0				
0- 0	0- 0	0- 0	NEUTRAL	0- 0	0- 0	0- 0				

RPI 1-25				RPI 26-50				Team's RPI: 32				RPI 51-100				RPI 101+			
RPI	S	Opponent	Score	RPI	S	Opponent	Score	RPI	S	Opponent	Score	RPI	S	Opponent	Score	RPI	S	Opponent	Score
24	A	Duquesne	47 64	43	N	Indiana	63 56	63	N	FGCU	69 57	110	H	Akron	75 55				
								65	A	Ball St.	68 67	111	A	Eastern Mich.	71 64				
								65	H	Ball St.	73 48	118	H	Western Mich.	73 63				
								66	A	Vanderbilt	59 62	138	A	Buffalo	43 51				
								69	H	Central Mich.	86 84	161	A	Illinois	53 62				
								77	H	Middle Tenn.	72 49	170	N	East Carolina	64 61				
												238	A	Bowling Green	72 57				
												244	A	Northern Ill.	72 47				
												244	H	Northern Ill.	95 70				
												257	A	UNCW	75 59				
												279	H	Saint Francis (PA)	91 65				
												313	N	Winthrop	75 54				
												329	A	Kent St.	93 54				
												332	H	IPFW	79 52				
LAST 12 Division I GAMES:																			
244	H	Northern Ill.	95 70	69	H	Central Mich.	86 84												
138	A	Buffalo	43 51	111	A	Eastern Mich.	71 64												
65	A	Ball St.	68 67	238	A	Bowling Green	72 57												
110	H	Akron	75 55	65	H	Ball St.	73 48												
244	A	Northern Ill.	72 47	118	H	Western Mich.	73 63												
329	A	Kent St.	93 54	77	H	Middle Tenn.	72 49												

Non-Div I Games:

Ohio

Average RPI Win: 97		WON-LOST	WINNING	LAST 10	STRENGTH OF	OPP. STRENGTH	TEAM	ADJ.	CONF.	ADJ CONF.
Average RPI Loss: 24		RECORD	PCT. RANK	GAMES	SCHEDULE	OF SCHEDULE	RPI	RPI	RPI	RPI
DIV. I ONLY		20- 4	20	9- 1	2	11	5	5	4	4
DIV. I NON-CONF.		8- 3	77	0- 0	7	27	8	8	4	4
TOTALS		RPI 1-25	RPI 26-50		W-L RECORDS		RPI 51-100	RPI 101-150	RPI 150+	
20- 4	3- 3	6- 0		OVERALL		3- 1	4- 0	4- 0		
12- 1	1- 1	5- 0		HOME		1- 0	3- 0	2- 0		
6- 3	1- 2	1- 0		AWAY		2- 1	0- 0	2- 0		
2- 0	1- 0	0- 0		NEUTRAL		0- 0	1- 0	0- 0		
8- 3	1- 3	1- 0		NON-CONFERENCE		0- 0	3- 0	3- 0		
5- 1	0- 1	1- 0		HOME		0- 0	2- 0	2- 0		
1- 2	0- 2	0- 0		AWAY		0- 0	0- 0	1- 0		
2- 0	1- 0	0- 0		NEUTRAL		0- 0	1- 0	0- 0		
12- 1	2- 0	5- 0		CONFERENCE		3- 1	1- 0	1- 0		
7- 0	1- 0	4- 0		HOME		1- 0	1- 0	0- 0		
5- 1	1- 0	1- 0		AWAY		2- 1	0- 0	1- 0		
0- 0	0- 0	0- 0		NEUTRAL		0- 0	0- 0	0- 0		

RPI	S	Opponent	Score	RPI	S	Opponent	Score	RPI	S	Opponent	Score	RPI	S	Opponent	Score
1	A	Notre Dame	72 75	26	H	Michigan St.	85 80	53	A	Iowa	98 81	101	H	Virginia	93 73
2	H	UConn	56 100	40	H	Princeton	90 70	78	A	Michigan	97 93	103	N	Liberty	75 65
3	A	South Carolina	80 88	42	A	Rutgers	67 58	90	A	Northwestern	82 86	107	H	Belmont	84 56
11	A	Maryland	80 71	42	H	Rutgers	90 78	90	H	Northwestern	76 73	148	H	Wisconsin	87 61
11	H	Maryland	94 86	43	H	Indiana	97 70					161	A	Illinois	80 70
15	N	Texas A&M	95 80	50	H	Purdue	90 70					209	A	Cincinnati	105 76
LAST 12 Division I GAMES:															
				53	A	Iowa	98 81	78	A	Michigan	97 93				
				11	H	Maryland	94 86	50	H	Purdue	90 70				
				148	H	Wisconsin	87 61	90	A	Northwestern	82 86				
				161	A	Illinois	80 70	42	H	Rutgers	90 78				
				90	H	Northwestern	76 73	43	H	Indiana	97 70				
				42	A	Rutgers	67 58	11	A	Maryland	80 71				

Non-Div I Games:

Ohio St.

Oklahoma

Through Games Of Feb. 12, 2016

Average RPI Win:	131	WON-LOST	WINNING	LAST 10	STRENGTH OF	OPP. STRENGTH	TEAM	ADJ.	CONF.	ADJ CONF.
Average RPI Loss:	45	RECORD	PCT. RANK	GAMES	SCHEDULE	OF SCHEDULE	RPI	RPI	RPI	RPI
DIV. I ONLY	16- 7	74	6- 4	44	13	31	31	3	3	
DIV. I NON-CONF.	9- 2	37	0- 0	188	24	63	63	3	3	
TOTALS	RPI 1-25	RPI 26-50	W-L RECORDS	RPI 51-100	RPI 101-150	RPI 150+				
16- 7	1- 5	3- 1	OVERALL	4- 0	2- 0	6- 1				
9- 2	1- 1	2- 0	HOME	1- 0	1- 0	4- 1				
5- 4	0- 3	1- 1	AWAY	2- 0	0- 0	2- 0				
2- 1	0- 1	0- 0	NEUTRAL	1- 0	1- 0	0- 0				
9- 2	1- 1	1- 0	NON-CONFERENCE	1- 0	1- 0	5- 1				
4- 1	1- 0	0- 0	HOME	0- 0	0- 0	3- 1				
3- 0	0- 0	1- 0	AWAY	0- 0	0- 0	2- 0				
2- 1	0- 1	0- 0	NEUTRAL	1- 0	1- 0	0- 0				
7- 5	0- 4	2- 1	CONFERENCE	3- 0	1- 0	1- 0				
5- 1	0- 1	2- 0	HOME	1- 0	1- 0	1- 0				
2- 4	0- 3	0- 1	AWAY	2- 0	0- 0	0- 0				
0- 0	0- 0	0- 0	NEUTRAL	0- 0	0- 0	0- 0				

RPI 1-25				RPI 26-50				Team's RPI: 31	RPI 51-100				RPI 101+			
RPI	S	Opponent	Score	RPI	S	Opponent	Score		RPI	S	Opponent	Score	RPI	S	Opponent	Score
4	A	Baylor	68 78	28	A	Washington	71 68		74	N	Utah	70 55	105	N	Boston College	76 61
7	A	Texas	76 83	34	H	West Virginia	57 54		95	A	TCU	78 65	133	H	Texas Tech	92 53
14	H	BYU	73 47	46	A	Kansas St.	71 87		95	H	TCU	77 64	162	H	Little Rock	65 52
15	N	Texas A&M	68 74	46	H	Kansas St.	68 58		96	A	Iowa St.	77 71	183	A	Tulsa	75 62
17	A	Oklahoma St.	42 73										192	H	Kansas	67 44
17	H	Oklahoma St.	69 71										212	H	North Texas	57 61
													224	H	UTSA	80 41
													305	A	Bradley	79 46
													313	H	Winthrop	78 48
LAST 12 Division I GAMES:																
46	A	Kansas St.	71 87	133	H	Texas Tech	92 53									
95	H	TCU	77 64	17	A	Oklahoma St.	42 73									
17	H	Oklahoma St.	69 71	46	H	Kansas St.	68 58									
96	A	Iowa St.	77 71	95	A	TCU	78 65									
34	H	West Virginia	57 54	4	A	Baylor	68 78									
7	A	Texas	76 83	192	H	Kansas	67 44									

Non-Div I Games:

Oklahoma

■ Loss,
■ Non-Conf, S Site,
■ Home
■ Away
N Neutral

Average RPI Win:	142	WON-LOST	WINNING	LAST 10	STRENGTH OF	OPP. STRENGTH	TEAM	ADJ.	CONF.	ADJ CONF.
Average RPI Loss:	39	RECORD	PCT. RANK	GAMES	SCHEDULE	OF SCHEDULE	RPI	RPI	RPI	RPI
DIV. I ONLY	18- 5	36	7- 3	40	50	17	17	3	3	
DIV. I NON-CONF.	10- 1	19	0- 0	163	187	31	31	3	3	
TOTALS	RPI 1-25	RPI 26-50	W-L RECORDS	RPI 51-100	RPI 101-150	RPI 150+				
18- 5	1- 2	2- 2	OVERALL	4- 1	4- 0	7- 0				
13- 1	1- 1	1- 0	HOME	3- 0	3- 0	5- 0				
5- 4	0- 1	1- 2	AWAY	1- 1	1- 0	2- 0				
0- 0	0- 0	0- 0	NEUTRAL	0- 0	0- 0	0- 0				
10- 1	0- 0	0- 1	NON-CONFERENCE	2- 0	2- 0	6- 0				
8- 0	0- 0	0- 0	HOME	1- 0	2- 0	5- 0				
2- 1	0- 0	0- 1	AWAY	1- 0	0- 0	1- 0				
0- 0	0- 0	0- 0	NEUTRAL	0- 0	0- 0	0- 0				
8- 4	1- 2	2- 1	CONFERENCE	2- 1	2- 0	1- 0				
5- 1	1- 1	1- 0	HOME	2- 0	1- 0	0- 0				
3- 3	0- 1	1- 1	AWAY	0- 1	1- 0	1- 0				
0- 0	0- 0	0- 0	NEUTRAL	0- 0	0- 0	0- 0				

RPI 1-25				Team's RPI: 17		RPI 26-50				RPI 51-100				RPI 101+					
RPI	S	Opponent	Score		RPI	S	Opponent	Score		RPI	S	Opponent	Score		RPI	S	Opponent	Score	
4	H	Baylor	52	45	31	A	Oklahoma	71	69	68	H	Washington St.	70	60	104	H	North Carolina	77	67
7	A	Texas	55	70	31	H	Oklahoma	73	42	84	A	Missouri St.	74	55	133	A	Texas Tech	69	46
7	H	Texas	48	78	41	A	South Fla.	46	68	95	H	TCU	80	52	133	H	Texas Tech	70	57
					46	A	Kansas St.	44	47	96	A	Iowa St.	42	49	149	H	Oral Roberts	59	55
										96	H	Iowa St.	79	76	171	H	SIUE	86	61
															185	H	UTRGV	78	54
															192	A	Kansas	74	46
															233	H	Texas Southern	87	52
															266	A	UCF	74	55
															280	H	Lamar	90	45
															296	H	Savannah St.	76	48
LAST 12 Division I GAMES:																			
					7	A	Texas	55	70	31	H	Oklahoma	73	42					
					133	H	Texas Tech	70	57	46	A	Kansas St.	44	47					
					31	A	Oklahoma	71	69	7	H	Texas	48	78					
					95	H	TCU	80	52	133	A	Texas Tech	69	46					
					192	A	Kansas	74	46	96	A	Iowa St.	42	49					
					96	H	Iowa St.	79	76	4	H	Baylor	52	45					

Non-Div I Games:

Oklahoma St.

Average RPI Win:	212	WON-LOST	WINNING	LAST 10	STRENGTH OF	OPP. STRENGTH	TEAM	ADJ.	CONF.	ADJ CONF.
Average RPI Loss:	118	RECORD	PCT. RANK	GAMES	SCHEDULE	OF SCHEDULE	RPI	RPI	RPI	RPI
DIV. I ONLY	11- 12	182	6- 4	105	166	146	146	12	12	
DIV. I NON-CONF.	4- 8	234	0- 1	169	244	222	222	10	10	
TOTALS	RPI 1-25	RPI 26-50	W-L RECORDS	RPI 51-100	RPI 101-150	RPI 150+				
11- 12	0- 1	0- 1	OVERALL	3- 3	0- 3	8- 4				
6- 3	0- 0	0- 1	HOME	1- 0	0- 1	5- 1				
5- 6	0- 0	0- 0	AWAY	2- 2	0- 1	3- 3				
0- 3	0- 1	0- 0	NEUTRAL	0- 1	0- 1	0- 0				
4- 8	0- 1	0- 1	NON-CONFERENCE	0- 2	0- 2	4- 2				
2- 2	0- 0	0- 1	HOME	0- 0	0- 1	2- 0				
2- 3	0- 0	0- 0	AWAY	0- 1	0- 0	2- 2				
0- 3	0- 1	0- 0	NEUTRAL	0- 1	0- 1	0- 0				
7- 4	0- 0	0- 0	CONFERENCE	3- 1	0- 1	4- 2				
4- 1	0- 0	0- 0	HOME	1- 0	0- 0	3- 1				
3- 3	0- 0	0- 0	AWAY	2- 1	0- 1	1- 1				
0- 0	0- 0	0- 0	NEUTRAL	0- 0	0- 0	0- 0				

RPI 1-25				RPI 26-50				RPI 51-100				RPI 101+				Team's RPI: 146	
RPI	S	Opponent	Score	RPI	S	Opponent	Score	RPI	S	Opponent	Score	RPI	S	Opponent	Score		
11	N	Maryland	49 95	33	H	Miami (FL)	35 61	55	N	South Dakota St.	39 71	136	A	Marshall	62 80		
								60	A	Western Ky.	51 68	143	H	ETSU	52 56		
								77	A	Middle Tenn.	61 58	144	N	Pittsburgh	58 67		
								92	A	Charlotte	71 59	151	A	UAB	55 58		
								92	H	Charlotte	94 85	152	H	Southern Miss.	53 45		
								98	A	VCU	54 74	167	H	Louisiana Tech	51 69		
												173	H	Fla. Atlantic	85 45		
												200	A	William & Mary	64 75		
												212	A	North Texas	65 48		
												222	A	Richmond	57 62		
												256	H	Loyola Maryland	64 41		
												297	H	FIU	84 49		
												317	A	UMES	69 52		
												324	A	Howard	83 64		
												342	H	Wagner	71 57		
LAST 12 Division I GAMES:																	
				212	A	North Texas	65 48					77	A	Middle Tenn.	61 58		
				92	H	Charlotte	94 85					151	A	UAB	55 58		
				297	H	FIU	84 49					152	H	Southern Miss.	53 45		
				173	H	Fla. Atlantic	85 45					167	H	Louisiana Tech	51 69		
				136	A	Marshall	62 80					92	A	Charlotte	71 59		
				60	A	Western Ky.	51 68					200	A	William & Mary	64 75		

Non-Div I Games:

Old Dominion

■ Loss,
■ Non-Conf,
■ S Site,
■ H Home
■ A Away
N Neutral

Average RPI Win:	215	WON-LOST	WINNING	LAST 10	STRENGTH OF	OPP. STRENGTH	TEAM	ADJ.	CONF.	ADJ CONF.
Average RPI Loss:	69	RECORD	PCT. RANK	GAMES	SCHEDULE	OF SCHEDULE	RPI	RPI	RPI	RPI
DIV. I ONLY	10- 14	217	1- 9	53	103	155	155	2	2	
DIV. I NON-CONF.	8- 5	119	1- 0	227	329	190	190	2	2	
<hr/>										
TOTALS	RPI 1-25	RPI 26-50	W-L RECORDS	RPI 51-100	RPI 101-150	RPI 150+				
10- 14	1- 4	0- 2	OVERALL	2- 4	1- 3	6- 1				
8- 6	1- 1	0- 1	HOME	2- 3	0- 1	5- 0				
2- 8	0- 3	0- 1	AWAY	0- 1	1- 2	1- 1				
0- 0	0- 0	0- 0	NEUTRAL	0- 0	0- 0	0- 0				
8- 5	0- 0	0- 0	NON-CONFERENCE	1- 3	1- 1	6- 1				
6- 3	0- 0	0- 0	HOME	1- 2	0- 1	5- 0				
2- 2	0- 0	0- 0	AWAY	0- 1	1- 0	1- 1				
0- 0	0- 0	0- 0	NEUTRAL	0- 0	0- 0	0- 0				
2- 9	1- 4	0- 2	CONFERENCE	1- 1	0- 2	0- 0				
2- 3	1- 1	0- 1	HOME	1- 1	0- 0	0- 0				
0- 6	0- 3	0- 1	AWAY	0- 0	0- 2	0- 0				
0- 0	0- 0	0- 0	NEUTRAL	0- 0	0- 0	0- 0				

RPI 1-25				RPI 26-50				RPI 51-100				RPI 101+ Team's RPI: 155			
RPI	S	Opponent	Score	RPI	S	Opponent	Score	RPI	S	Opponent	Score	RPI	S	Opponent	Score
3	A	South Carolina	62 81	27	A	Georgia	56 70	57	H	Auburn	60 65	119	A	LSU	57 76
15	A	Texas A&M	58 81	30	H	Missouri	46 60	60	H	Western Ky.	59 53	125	A	Stony Brook	72 57
20	H	Florida	65 85					66	H	Vanderbilt	55 52	132	H	La.-Lafayette	78 82
21	A	Mississippi St.	51 79					77	A	Middle Tenn.	75 84	150	A	Alabama	37 48
22	H	Kentucky	73 65					83	H	Tulane	59 61	152	A	Southern Miss.	38 57
								84	H	Missouri St.	78 91	169	H	McNeese St.	96 56
												334	H	Ark.-Pine Bluff	80 45
												340	H	New Orleans	97 59
												342	A	Wagner	86 49
												345	H	Alabama A&M	103 42
												348	H	Mississippi Val.	97 61
<hr/>															
LAST 12 Division I GAMES:															
57	H	Auburn	60 65	21	A	Mississippi St.	51 79								
27	A	Georgia	56 70	15	A	Texas A&M	58 81								
150	A	Alabama	37 48	20	H	Florida	65 85								
30	H	Missouri	46 60	119	A	LSU	57 76								
3	A	South Carolina	62 81	66	H	Vanderbilt	55 52								
22	H	Kentucky	73 65	345	H	Alabama A&M	103 42								

Non-Div I Games:

Ole Miss

■ Loss,
 ■ Non-Conf, S Site,
 ■ Home
 ■ Away
 N Neutral

Average RPI Win:	298	WON-LOST	WINNING	LAST 10	STRENGTH OF	OPP. STRENGTH	TEAM	ADJ.	CONF.	ADJ CONF.
Average RPI Loss:	135	RECORD	PCT. RANK	GAMES	SCHEDULE	OF SCHEDULE	RPI	RPI	RPI	RPI
DIV. I ONLY	10- 12	198	3- 7	281	245	265	265	18	18	
DIV. I NON-CONF.	5- 5	160	0- 0	334	260	283	283	19	19	
TOTALS	RPI 1-25	RPI 26-50	W-L RECORDS	RPI 51-100	RPI 101-150	RPI 150+				
10- 12	0- 0	0- 0	OVERALL	0- 4	0- 4	10- 4				
7- 5	0- 0	0- 0	HOME	0- 2	0- 2	7- 1				
2- 6	0- 0	0- 0	AWAY	0- 2	0- 2	2- 2				
1- 1	0- 0	0- 0	NEUTRAL	0- 0	0- 0	1- 1				
5- 5	0- 0	0- 0	NON-CONFERENCE	0- 0	0- 2	5- 3				
3- 2	0- 0	0- 0	HOME	0- 0	0- 1	3- 1				
1- 2	0- 0	0- 0	AWAY	0- 0	0- 1	1- 1				
1- 1	0- 0	0- 0	NEUTRAL	0- 0	0- 0	1- 1				
5- 7	0- 0	0- 0	CONFERENCE	0- 4	0- 2	5- 1				
4- 3	0- 0	0- 0	HOME	0- 2	0- 1	4- 0				
1- 4	0- 0	0- 0	AWAY	0- 2	0- 1	1- 1				
0- 0	0- 0	0- 0	NEUTRAL	0- 0	0- 0	0- 0				

RPI 1-25				RPI 26-50				RPI 51-100				RPI 101+ Team's RPI: 265			
RPI	S	Opponent	Score	RPI	S	Opponent	Score	RPI	S	Opponent	Score	RPI	S	Opponent	Score
								55	A	South Dakota St.	58 68	114	A	IUPUI	59 75
								55	H	South Dakota St.	47 65	117	A	North Dakota	52 67
								81	A	South Dakota	76 82	120	H	Creighton	46 69
								81	H	South Dakota	55 70	149	H	Oral Roberts	65 67
												171	A	SIUE	86 90
												219	H	Utah Valley	59 74
												225	A	Western Ill.	55 74
												225	H	Western Ill.	79 66
												234	N	Houston Baptist	51 64
												249	A	Indiana St.	51 50
												266	H	UCF	75 60
												307	H	Denver	67 55
												309	N	Illinois St.	60 56
												310	H	UMKC	57 42
												318	H	North Dakota St.	77 52
												332	A	IPFW	60 58
												332	H	IPFW	71 64
												336	H	Eastern Ill.	76 67
LAST 12 Division I GAMES:															
332	H	IPFW	71 64	307	H	Denver	67 55								
81	H	South Dakota	55 70	114	A	IUPUI	59 75								
55	H	South Dakota St.	47 65	81	A	South Dakota	76 82								
225	A	Western Ill.	55 74	55	A	South Dakota St.	58 68								
332	A	IPFW	60 58	225	H	Western Ill.	79 66								
149	H	Oral Roberts	65 67	318	H	North Dakota St.	77 52								

Non-Div I Games: Midland 58 53 Waldorf 97 32

Omaha

Loss, Non-Conf, S Site, H Home A Away N Neutral

Average RPI Win:	242	WON-LOST	WINNING	LAST 10	STRENGTH OF	OPP. STRENGTH	TEAM	ADJ.	CONF.	ADJ CONF.
Average RPI Loss:	105	RECORD	PCT. RANK	GAMES	SCHEDULE	OF SCHEDULE	RPI	RPI	RPI	RPI
DIV. I ONLY	10- 12	198	7- 3	151	119	149	149	18	18	
DIV. I NON-CONF.	2- 8	290	0- 0	111	11	181	181	19	19	
TOTALS	RPI 1-25	RPI 26-50	W-L RECORDS	RPI 51-100	RPI 101-150	RPI 150+				
10- 12	0- 2	0- 0	OVERALL	1- 4	1- 3	8- 3				
4- 3	0- 0	0- 0	HOME	1- 1	0- 1	3- 1				
6- 9	0- 2	0- 0	AWAY	0- 3	1- 2	5- 2				
0- 0	0- 0	0- 0	NEUTRAL	0- 0	0- 0	0- 0				
2- 8	0- 2	0- 0	NON-CONFERENCE	0- 2	0- 2	2- 2				
0- 1	0- 0	0- 0	HOME	0- 0	0- 0	0- 1				
2- 7	0- 2	0- 0	AWAY	0- 2	0- 2	2- 1				
0- 0	0- 0	0- 0	NEUTRAL	0- 0	0- 0	0- 0				
8- 4	0- 0	0- 0	CONFERENCE	1- 2	1- 1	6- 1				
4- 2	0- 0	0- 0	HOME	1- 1	0- 1	3- 0				
4- 2	0- 0	0- 0	AWAY	0- 1	1- 0	3- 1				
0- 0	0- 0	0- 0	NEUTRAL	0- 0	0- 0	0- 0				

RPI 1-25				RPI 26-50				RPI 51-100				RPI 101+ Team's RPI: 149			
RPI	S	Opponent	Score	RPI	S	Opponent	Score	RPI	S	Opponent	Score	RPI	S	Opponent	Score
4	A	Baylor	39 97					55	A	South Dakota St.	48 60	111	A	Eastern Mich.	69 77
17	A	Oklahoma St.	55 59					55	H	South Dakota St.	50 68	114	A	IUPUI	52 47
								78	A	Michigan	44 61	114	H	IUPUI	54 57
								81	H	South Dakota	60 56	130	A	Arkansas	50 65
								84	A	Missouri St.	64 72	162	H	Little Rock	52 66
												183	A	Tulsa	59 53
												192	A	Kansas	70 63
												225	A	Western Ill.	61 72
												229	A	Grand Canyon	64 66
												265	A	Omaha	67 65
												307	A	Denver	59 56
												307	H	Denver	65 33
												318	A	North Dakota St.	52 42
												318	H	North Dakota St.	59 58
												332	H	IPFW	61 59
LAST 12 Division I GAMES:															
55	A	South Dakota St.	48 60	265	A	Omaha	67 65								
307	A	Denver	59 56	332	H	IPFW	61 59								
318	H	North Dakota St.	59 58	318	A	North Dakota St.	52 42								
114	H	IUPUI	54 57	81	H	South Dakota	60 56								
55	H	South Dakota St.	50 68	114	A	IUPUI	52 47								
307	H	Denver	65 33	225	A	Western Ill.	61 72								

Non-Div I Games: Lyon 49 68 Evangel 89 46

Oral Roberts

Loss, Non-Conf, S Site, H Home A Away N Neutral

Average RPI Win:	157	WON-LOST	WINNING	LAST 10	STRENGTH OF	OPP. STRENGTH	TEAM	ADJ.	CONF.	ADJ CONF.
Average RPI Loss:	13	RECORD	PCT. RANK	GAMES	SCHEDULE	OF SCHEDULE	RPI	RPI	RPI	RPI
DIV. I ONLY	18- 6	46	7- 3	106	9	56	56	1	1	
DIV. I NON-CONF.	11- 0	1	0- 0	326	57	77	77	1	1	
TOTALS	RPI 1-25	RPI 26-50	W-L RECORDS	RPI 51-100	RPI 101-150	RPI 150+				
18- 6	0- 5	1- 1	OVERALL	5- 0	3- 0	9- 0				
13- 3	0- 3	0- 0	HOME	3- 0	2- 0	8- 0				
5- 3	0- 2	1- 1	AWAY	2- 0	1- 0	1- 0				
0- 0	0- 0	0- 0	NEUTRAL	0- 0	0- 0	0- 0				
11- 0	0- 0	0- 0	NON-CONFERENCE	1- 0	2- 0	8- 0				
10- 0	0- 0	0- 0	HOME	1- 0	1- 0	8- 0				
1- 0	0- 0	0- 0	AWAY	0- 0	1- 0	0- 0				
0- 0	0- 0	0- 0	NEUTRAL	0- 0	0- 0	0- 0				
7- 6	0- 5	1- 1	CONFERENCE	4- 0	1- 0	1- 0				
3- 3	0- 3	0- 0	HOME	2- 0	1- 0	0- 0				
4- 3	0- 2	1- 1	AWAY	2- 0	0- 0	1- 0				
0- 0	0- 0	0- 0	NEUTRAL	0- 0	0- 0	0- 0				

RPI 1-25				RPI 26-50				RPI 51-100				Team's RPI: 56		RPI 101+			
RPI	S	Opponent	Score	RPI	S	Opponent	Score	RPI	S	Opponent	Score		RPI	S	Opponent	Score	
6	H	Stanford	62 64	28	A	Washington	75 63	68	A	Washington St.	73 48		104	A	North Carolina	79 77	
8	A	Oregon St.	33 60	36	A	Southern California	67 74	72	H	UC Riverside	95 81		106	H	Arizona	76 54	
8	H	Oregon St.	45 59					74	A	Utah	77 65		117	H	North Dakota	77 51	
9	H	Arizona St.	58 63					74	H	Utah	69 58		165	H	Hampton	86 51	
10	A	UCLA	69 80					79	H	California	69 59		177	A	Colorado	59 46	
LAST 12 Division I GAMES:																	
				74	H	Utah	69 58	177	A	Colorado	59 46						
				28	A	Washington	75 63	79	H	California	69 59						
				68	A	Washington St.	73 48	6	H	Stanford	62 64						
				106	H	Arizona	76 54	8	H	Oregon St.	45 59						
				9	H	Arizona St.	58 63	8	A	Oregon St.	33 60						
				74	A	Utah	77 65	36	A	Southern California	67 74						

Non-Div I Games:

Oregon

Loss, Non-Conf, S Site, H Home A Away N Neutral

Average RPI Win:	115	WON-LOST	WINNING	LAST 10	STRENGTH OF	OPP. STRENGTH	TEAM	ADJ.	CONF.	ADJ CONF.
Average RPI Loss:	8	RECORD	PCT. RANK	GAMES	SCHEDULE	OF SCHEDULE	RPI	RPI	RPI	RPI
DIV. I ONLY	21- 3	11	10- 0	47	5	8	8	1	1	
DIV. I NON-CONF.	9- 2	37	0- 0	115	25	43	43	1	1	
TOTALS	RPI 1-25	RPI 26-50	W-L RECORDS	RPI 51-100	RPI 101-150	RPI 150+				
21- 3	2- 3	2- 0	OVERALL	8- 0	3- 0	6- 0				
11- 1	2- 1	0- 0	HOME	3- 0	2- 0	4- 0				
8- 2	0- 2	2- 0	AWAY	4- 0	0- 0	2- 0				
2- 0	0- 0	0- 0	NEUTRAL	1- 0	1- 0	0- 0				
9- 2	0- 2	0- 0	NON-CONFERENCE	3- 0	2- 0	4- 0				
5- 1	0- 1	0- 0	HOME	1- 0	1- 0	3- 0				
2- 1	0- 1	0- 0	AWAY	1- 0	0- 0	1- 0				
2- 0	0- 0	0- 0	NEUTRAL	1- 0	1- 0	0- 0				
12- 1	2- 1	2- 0	CONFERENCE	5- 0	1- 0	2- 0				
6- 0	2- 0	0- 0	HOME	2- 0	1- 0	1- 0				
6- 1	0- 1	2- 0	AWAY	3- 0	0- 0	1- 0				
0- 0	0- 0	0- 0	NEUTRAL	0- 0	0- 0	0- 0				

RPI	S	Opponent	Score	RPI	S	Opponent	Score	RPI	S	Opponent	Score	RPI	S	Opponent	Score
1	A	Notre Dame	61 62	28	A	Washington	61 53	56	A	Oregon	59 45	106	H	Arizona	71 43
6	H	Stanford	58 50	36	A	Southern California	57 49	56	H	Oregon	60 33	130	N	Arkansas	63 47
9	H	Arizona St.	67 44					67	N	Hofstra	73 50	147	H	Idaho	69 44
10	A	UCLA	51 71					68	A	Washington St.	54 45	177	A	Colorado	61 47
12	H	Tennessee	50 53					72	H	UC Riverside	86 65	177	H	Colorado	73 50
								74	A	Utah	62 53	195	H	Cal Poly	80 43
								79	H	California	70 48	241	H	CSU Bakersfield	75 51
								86	A	Marquette	65 58	283	A	Portland	94 50
												312	H	Longwood	110 45
LAST 12 Division I GAMES:															
177	H	Colorado	73 50	74	A	Utah	62 53								
68	A	Washington St.	54 45	6	H	Stanford	58 50								
28	A	Washington	61 53	79	H	California	70 48								
9	H	Arizona St.	67 44	56	A	Oregon	59 45								
106	H	Arizona	71 43	56	H	Oregon	60 33								
177	A	Colorado	61 47	10	A	UCLA	51 71								

Non-Div I Games:

Oregon St.

■ Loss,
 ■ Non-Conf, S Site,
 ■ Home
 ■ Away
 N Neutral

Pacific

Through Games Of Feb. 12, 2016

Average RPI Win:	215	WON-LOST	WINNING	LAST 10	STRENGTH OF	OPP. STRENGTH	TEAM	ADJ.	CONF.	ADJ CONF.
Average RPI Loss:	114	RECORD	PCT. RANK	GAMES	SCHEDULE	OF SCHEDULE	RPI	RPI	RPI	RPI
DIV. I ONLY	9- 14	234	2- 8	88	143	164	164	9	9	
DIV. I NON-CONF.	6- 4	125	0- 0	222	270	125	125	9	9	
TOTALS	RPI 1-25	RPI 26-50	W-L RECORDS	RPI 51-100	RPI 101-150	RPI 150+				
9- 14	0- 2	0- 0	OVERALL	0- 6	2- 1	7- 5				
4- 5	0- 1	0- 0	HOME	0- 2	1- 0	3- 2				
5- 9	0- 0	0- 0	AWAY	0- 0	1- 0	4- 0				
0- 0	0- 0	0- 0	NEUTRAL	0- 0	0- 0	0- 0				
6- 4	0- 0	0- 0	NON-CONFERENCE	0- 0	1- 1	5- 3				
2- 1	0- 0	0- 0	HOME	0- 0	0- 0	2- 1				
4- 3	0- 0	0- 0	AWAY	0- 0	1- 1	3- 2				
0- 0	0- 0	0- 0	NEUTRAL	0- 0	0- 0	0- 0				
3- 10	0- 2	0- 0	CONFERENCE	0- 6	1- 0	2- 2				
2- 4	0- 1	0- 0	HOME	0- 2	1- 0	1- 1				
1- 6	0- 1	0- 0	AWAY	0- 4	0- 0	1- 1				
0- 0	0- 0	0- 0	NEUTRAL	0- 0	0- 0	0- 0				

RPI 1-25				RPI 26-50				RPI 51-100				RPI 101+ Team's RPI: 164			
RPI	S	Opponent	Score	RPI	S	Opponent	Score	RPI	S	Opponent	Score	RPI	S	Opponent	Score
14	A	BYU	62 79					58	A	Santa Clara	52 76	104	A	North Carolina	66 63
14	H	BYU	57 67					61	A	St. Mary's (CA)	75 83	106	A	Arizona	56 69
								61	H	St. Mary's (CA)	73 82	113	H	San Francisco	70 57
								71	A	San Diego	56 69	156	H	Long Beach St.	60 68
								71	H	San Diego	56 59	187	A	UC Davis	66 53
								88	A	Gonzaga	61 68	203	H	San Jose St.	81 69
												211	A	Utah St.	70 78
												221	A	Montana	54 64
												226	A	Gardner-Webb	84 77
												235	A	Loyola Marymount	88 96
												235	H	Loyola Marymount	60 63
												241	A	CSU Bakersfield	80 74
												252	H	Pepperdine	65 62
												283	A	Portland	72 64
												326	H	Nevada	74 52
LAST 12 Division I GAMES:															
235	A	Loyola Marymount	88 96	61	H	St. Mary's (CA)	73 82								
71	H	San Diego	56 59	235	H	Loyola Marymount	60 63								
14	H	BYU	57 67	252	H	Pepperdine	65 62								
61	A	St. Mary's (CA)	75 83	14	A	BYU	62 79								
88	A	Gonzaga	61 68	71	A	San Diego	56 69								
283	A	Portland	72 64	113	H	San Francisco	70 57								

Non-Div I Games: Stanislaus St. 74 61

Pacific

■ Loss,
 ■ Non-Conf, S Site,
 ■ Home
 ■ Away
 N Neutral

Average RPI Win:	182	WON-LOST	WINNING	LAST 10	STRENGTH OF	OPP. STRENGTH	TEAM	ADJ.	CONF.	ADJ CONF.
Average RPI Loss:	65	RECORD	PCT. RANK	GAMES	SCHEDULE	OF SCHEDULE	RPI	RPI	RPI	RPI
DIV. I ONLY	16- 3	16	9- 1	113	142	39	39	10	10	
DIV. I NON-CONF.	10- 3	61	4- 1	153	142	60	60	11	11	
TOTALS	RPI 1-25	RPI 26-50	W-L RECORDS	RPI 51-100	RPI 101-150	RPI 150+				
16- 3	0- 0	1- 1	OVERALL	3- 2	3- 0	9- 0				
9- 1	0- 0	1- 1	HOME	2- 0	1- 0	5- 0				
7- 2	0- 0	0- 0	AWAY	1- 2	2- 0	4- 0				
0- 0	0- 0	0- 0	NEUTRAL	0- 0	0- 0	0- 0				
10- 3	0- 0	0- 1	NON-CONFERENCE	3- 2	1- 0	6- 0				
5- 1	0- 0	0- 1	HOME	2- 0	0- 0	3- 0				
5- 2	0- 0	0- 0	AWAY	1- 2	1- 0	3- 0				
0- 0	0- 0	0- 0	NEUTRAL	0- 0	0- 0	0- 0				
6- 0	0- 0	1- 0	CONFERENCE	0- 0	2- 0	3- 0				
4- 0	0- 0	1- 0	HOME	0- 0	1- 0	2- 0				
2- 0	0- 0	0- 0	AWAY	0- 0	1- 0	1- 0				
0- 0	0- 0	0- 0	NEUTRAL	0- 0	0- 0	0- 0				

RPI 1-25				RPI 26-50				Team's RPI: 39				RPI 51-100				RPI 101+			
RPI	S	Opponent	Score	RPI	S	Opponent	Score	RPI	S	Opponent	Score	RPI	S	Opponent	Score	RPI	S	Opponent	Score
				40	H	Princeton	50 48	51	H	Colorado St.	49 48	124	A	Harvard	68 48				
				48	H	Duke	50 57	54	A	Villanova	46 66	129	A	Hawaii	64 54				
								62	A	Temple	60 54	135	H	Yale	68 49				
								85	H	Drexel	72 67	168	A	UMBC	81 46				
								94	A	Saint Joseph's	46 50	174	H	Brown	66 49				
												228	H	Columbia	71 51				
												247	H	Navy	57 43				
												254	A	Dartmouth	56 41				
												258	A	New Hampshire	67 60				
												277	A	La Salle	78 68				
												330	H	Lafayette	54 37				
												342	H	Wagner	78 50				
LAST 12 Division I GAMES:																			
				228	H	Columbia	71 51	62	A	Temple	60 54								
				254	A	Dartmouth	56 41	277	A	La Salle	78 68								
				124	A	Harvard	68 48	40	H	Princeton	50 48								
				174	H	Brown	66 49	129	A	Hawaii	64 54								
				135	H	Yale	68 49	342	H	Wagner	78 50								
				54	A	Villanova	46 66	85	H	Drexel	72 67								

Non-Div I Games: BYU-Hawaii 73 41

Penn

Average RPI Win:	156	WON-LOST	WINNING	LAST 10	STRENGTH OF	OPP. STRENGTH	TEAM	ADJ.	CONF.	ADJ CONF.
Average RPI Loss:	71	RECORD	PCT. RANK	GAMES	SCHEDULE	OF SCHEDULE	RPI	RPI	RPI	RPI
DIV. I ONLY	9- 15	241	1- 4	31	45	131	131	4	4	
DIV. I NON-CONF.	5- 6	180	0- 1	57	113	151	151	4	4	
TOTALS	RPI 1-25	RPI 26-50	W-L RECORDS	RPI 51-100	RPI 101-150	RPI 150+				
9- 15	0- 4	1- 4	OVERALL	2- 5	1- 1	5- 1				
6- 7	0- 1	0- 3	HOME	1- 3	1- 0	4- 0				
3- 7	0- 2	1- 1	AWAY	1- 2	0- 1	1- 1				
0- 1	0- 1	0- 0	NEUTRAL	0- 0	0- 0	0- 0				
5- 6	0- 3	0- 1	NON-CONFERENCE	0- 1	1- 0	4- 1				
5- 1	0- 0	0- 0	HOME	0- 1	1- 0	4- 0				
0- 4	0- 2	0- 1	AWAY	0- 0	0- 0	0- 1				
0- 1	0- 1	0- 0	NEUTRAL	0- 0	0- 0	0- 0				
4- 9	0- 1	1- 3	CONFERENCE	2- 4	0- 1	1- 0				
1- 6	0- 1	0- 3	HOME	1- 2	0- 0	0- 0				
3- 3	0- 0	1- 0	AWAY	1- 2	0- 1	1- 0				
0- 0	0- 0	0- 0	NEUTRAL	0- 0	0- 0	0- 0				

RPI S	Opponent	Score	RPI S	Opponent	Score	RPI S	Opponent	Score	RPI S	Opponent	Score	Team's RPI: 131
11	H Maryland	53 89	26	A Michigan St.	65 61	53	A Iowa	82 69	115	H Youngstown St.	68 51	
12	A Tennessee	66 74	26	H Michigan St.	55 71	75	A Nebraska	69 87	148	A Wisconsin	62 82	
14	N BYU	51 63	41	A South Fla.	79 101	75	H Nebraska	78 83	159	H Fordham	75 59	
25	A St. Bonaventure	60 70	42	H Rutgers	62 74	78	H Michigan	87 91	161	A Illinois	65 56	
			50	H Purdue	78 88	82	A Minnesota	85 98	260	H Sacred Heart	83 46	
						90	H Northwestern	79 72	264	H Holy Cross	86 82	
						97	H Virginia Tech	59 64	277	H Central Conn. St.	73 47	
									285	A CSUN	73 81	
LAST 12 Division I GAMES:												
14	N BYU	51 63	161	A Illinois	65 56							
26	A Michigan St.	65 61	53	A Iowa	82 69							
42	H Rutgers	62 74	78	H Michigan	87 91							
75	A Nebraska	69 87	75	H Nebraska	78 83							
50	H Purdue	78 88	148	A Wisconsin	62 82							
11	H Maryland	53 89	26	H Michigan St.	55 71							

Non-Div I Games:

Penn St.

■ Loss,
■ Non-Conf, S Site,
■ Home
■ Away
N Neutral

Pepperdine

Through Games Of Feb. 12, 2016

Average RPI Win:	248	WON-LOST	WINNING	LAST 10	STRENGTH OF	OPP. STRENGTH	TEAM	ADJ.	CONF.	ADJ CONF.
Average RPI Loss:	118	RECORD	PCT. RANK	GAMES	SCHEDULE	OF SCHEDULE	RPI	RPI	RPI	RPI
DIV. I ONLY	6- 18	291	1- 5	102	130	252	252	9	9	
DIV. I NON-CONF.	4- 6	201	0- 1	246	280	244	244	9	9	
TOTALS	RPI 1-25	RPI 26-50	W-L RECORDS	RPI 51-100	RPI 101-150	RPI 150+				
6- 18	0- 2	0- 0	OVERALL	1- 8	0- 1	5- 7				
5- 6	0- 1	0- 0	HOME	1- 3	0- 1	4- 1				
1- 11	0- 1	0- 0	AWAY	0- 5	0- 0	1- 5				
0- 1	0- 0	0- 0	NEUTRAL	0- 0	0- 0	0- 1				
4- 6	0- 0	0- 0	NON-CONFERENCE	0- 2	0- 0	4- 4				
3- 1	0- 0	0- 0	HOME	0- 0	0- 0	3- 1				
1- 4	0- 0	0- 0	AWAY	0- 2	0- 0	1- 2				
0- 1	0- 0	0- 0	NEUTRAL	0- 0	0- 0	0- 1				
2- 12	0- 2	0- 0	CONFERENCE	1- 6	0- 1	1- 3				
2- 5	0- 1	0- 0	HOME	1- 3	0- 1	1- 0				
0- 7	0- 1	0- 0	AWAY	0- 3	0- 0	0- 3				
0- 0	0- 0	0- 0	NEUTRAL	0- 0	0- 0	0- 0				

RPI S	Opponent	Score	RPI S	Opponent	Score	RPI S	Opponent	Score	RPI S	Opponent	Score	Team's RPI: 252
14	A BYU	64 69				52	A Albany (NY)	49 64	113	H San Francisco	74 81	
14	H BYU	66 77				58	H Santa Clara	60 62	164	A Pacific	62 65	
						61	A St. Mary's (CA)	72 88	175	N George Mason	63 71	
						61	H St. Mary's (CA)	62 58	181	A New Mexico	52 60	
						70	A Army West Point	53 63	194	A UNLV	63 83	
						71	A San Diego	55 74	195	H Cal Poly	47 61	
						71	H San Diego	54 70	235	A Loyola Marymount	69 79	
						88	A Gonzaga	39 56	241	A CSU Bakersfield	76 73	
						88	H Gonzaga	57 74	259	H UC Santa Barbara	71 69	
									283	A Portland	79 81	
									283	H Portland	74 62	
									307	H Denver	64 60	
									337	H Cal St. Fullerton	81 75	
LAST 12 Division I GAMES:												
175	N George Mason	63 71	14	A BYU	64 69							
61	H St. Mary's (CA)	62 58	71	A San Diego	55 74							
88	A Gonzaga	39 56	113	H San Francisco	74 81							
283	A Portland	79 81	58	H Santa Clara	60 62							
14	H BYU	66 77	61	A St. Mary's (CA)	72 88							
71	H San Diego	54 70	164	A Pacific	62 65							

Non-Div I Games: Alas. Anchorage 61 94

Pepperdine

Loss, Non-Conf, S Site, H Home A Away N Neutral

Average RPI Win:	257	WON-LOST	WINNING	LAST 10	STRENGTH OF	OPP. STRENGTH	TEAM	ADJ.	CONF.	ADJ CONF.
Average RPI Loss:	44	RECORD	PCT. RANK	GAMES	SCHEDULE	OF SCHEDULE	RPI	RPI	RPI	RPI
DIV. I ONLY	10- 14	217	2- 8	57	79	144	144	5	5	
DIV. I NON-CONF.	8- 5	119	0- 1	167	240	147	147	5	5	
TOTALS	RPI 1-25	RPI 26-50	W-L RECORDS	RPI 51-100	RPI 101-150	RPI 150+				
10- 14	0- 6	0- 4	OVERALL	0- 2	2- 2	8- 0				
6- 7	0- 4	0- 2	HOME	0- 0	0- 1	6- 0				
3- 5	0- 1	0- 2	AWAY	0- 1	1- 1	2- 0				
1- 2	0- 1	0- 0	NEUTRAL	0- 1	1- 0	0- 0				
8- 5	0- 2	0- 1	NON-CONFERENCE	0- 2	1- 0	7- 0				
6- 1	0- 1	0- 0	HOME	0- 0	0- 0	6- 0				
1- 2	0- 0	0- 1	AWAY	0- 1	0- 0	1- 0				
1- 2	0- 1	0- 0	NEUTRAL	0- 1	1- 0	0- 0				
2- 9	0- 4	0- 3	CONFERENCE	0- 0	1- 2	1- 0				
0- 6	0- 3	0- 2	HOME	0- 0	0- 1	0- 0				
2- 3	0- 1	0- 1	AWAY	0- 0	1- 1	1- 0				
0- 0	0- 0	0- 0	NEUTRAL	0- 0	0- 0	0- 0				

RPI S	Opponent	Score	RPI S	Opponent	Score	RPI S	Opponent	Score	RPI S	Opponent	Score	Team's RPI: 144
1	H Notre Dame	55 65	33	A Miami (FL)	55 79	55	N South Dakota St.	54 55	101	A Virginia	58 55	
11	N Maryland	49 70	38	H North Carolina St.	76 78	78	A Michigan	45 82	105	A Boston College	43 54	
13	H Florida St.	55 66	40	A Princeton	47 61				123	H Wake Forest	49 60	
19	H Louisville	61 84	48	H Duke	48 70				146	N Old Dominion	67 58	
23	A Syracuse	48 71							236	A Clemson	59 56	
24	H Duquesne	65 79							263	H American	76 58	
									264	H Holy Cross	56 50	
									279	A Saint Francis (PA)	74 59	
									292	H Rider	75 44	
									308	H Delaware St.	77 43	
									339	H Mt. St. Mary's	74 57	
									342	H Wagner	67 41	
LAST 12 Division I GAMES:												
19	H Louisville	61 84	13	H Florida St.	55 66							
123	H Wake Forest	49 60	23	A Syracuse	48 71							
236	A Clemson	59 56	38	H North Carolina St.	76 78							
48	H Duke	48 70	33	A Miami (FL)	55 79							
101	A Virginia	58 55	1	H Notre Dame	55 65							
105	A Boston College	43 54	24	H Duquesne	65 79							

Non-Div I Games:

Pittsburgh

■ Loss,
■ Non-Conf, S Site,
■ Home
■ Away
N Neutral

Average RPI Win: 288	WON-LOST	WINNING	LAST 10	STRENGTH OF	OPP. STRENGTH	TEAM	ADJ.	CONF.	ADJ CONF.
Average RPI Loss: 130	RECORD	PCT. RANK	GAMES	SCHEDULE	OF SCHEDULE	RPI	RPI	RPI	RPI
DIV. I ONLY	2- 21	345	1- 9	78	156	283	283	9	9
DIV. I NON-CONF.	1- 9	325	0- 0	54	287	256	256	9	9
TOTALS	RPI 1-25	RPI 26-50	W-L RECORDS	RPI 51-100	RPI 101-150	RPI 150+			
2- 21	0- 2	0- 1	OVERALL	0- 6	0- 3	2- 9			
1- 11	0- 1	0- 0	HOME	0- 3	0- 2	1- 5			
1- 10	0- 1	0- 1	AWAY	0- 3	0- 1	1- 4			
0- 0	0- 0	0- 0	NEUTRAL	0- 0	0- 0	0- 0			
1- 9	0- 1	0- 1	NON-CONFERENCE	0- 1	0- 1	1- 5			
0- 5	0- 1	0- 0	HOME	0- 0	0- 1	0- 3			
1- 4	0- 0	0- 1	AWAY	0- 1	0- 0	1- 2			
0- 0	0- 0	0- 0	NEUTRAL	0- 0	0- 0	0- 0			
1- 12	0- 1	0- 0	CONFERENCE	0- 5	0- 2	1- 4			
1- 6	0- 0	0- 0	HOME	0- 3	0- 1	1- 2			
0- 6	0- 1	0- 0	AWAY	0- 2	0- 1	0- 2			
0- 0	0- 0	0- 0	NEUTRAL	0- 0	0- 0	0- 0			

RPI 1-25				RPI 26-50				RPI 51-100				RPI 101+ Team's RPI: 283			
RPI	S	Opponent	Score	RPI	S	Opponent	Score	RPI	S	Opponent	Score	RPI	S	Opponent	Score
8	H	Oregon St.	50 94	28	A	Washington	65 83	56	A	Oregon	52 93	113	A	San Francisco	69 90
14	A	BYU	66 78					58	A	Santa Clara	47 66	113	H	San Francisco	63 82
								58	H	Santa Clara	45 67	127	H	Boise St.	49 89
								61	H	St. Mary's (CA)	51 78	160	A	Montana St.	57 86
								71	A	San Diego	43 71	164	H	Pacific	64 72
								88	H	Gonzaga	63 71	187	H	UC Davis	47 72
												191	H	Weber St.	55 57
												221	A	Montana	67 90
												235	A	Loyola Marymount	52 62
												235	H	Loyola Marymount	62 77
												252	A	Pepperdine	62 74
												252	H	Pepperdine	81 79
												285	H	CSUN	62 68
												323	A	Portland St.	69 53
LAST 12 Division I GAMES:															
235	H	Loyola Marymount	62 77	14	A	BYU	66 78								
252	H	Pepperdine	81 79	71	A	San Diego	43 71								
58	A	Santa Clara	47 66	88	H	Gonzaga	63 71								
113	A	San Francisco	69 90	113	H	San Francisco	63 82								
61	H	St. Mary's (CA)	51 78	58	H	Santa Clara	45 67								
164	H	Pacific	64 72	252	A	Pepperdine	62 74								

Non-Div I Games: Willamette 73 54

Portland

■ Loss,
 ■ Non-Conf,
 ■ S Site,
 ■ H Home
 ■ A Away
 N Neutral

Average RPI Win: 237	WON-LOST	WINNING	LAST 10	STRENGTH OF	OPP. STRENGTH	TEAM	ADJ.	CONF.	ADJ CONF.
Average RPI Loss: 183	RECORD	PCT. RANK	GAMES	SCHEDULE	OF SCHEDULE	RPI	RPI	RPI	RPI
DIV. I ONLY	2- 18	340	1- 9	140	320	323	323	19	19
DIV. I NON-CONF.	1- 8	320	1- 0	228	291	330	330	21	21
TOTALS	RPI 1-25	RPI 26-50	W-L RECORDS	RPI 51-100	RPI 101-150	RPI 150+			
2- 18	0- 0	0- 0	OVERALL	0- 3	0- 1	2- 14			
2- 8	0- 0	0- 0	HOME	0- 0	0- 1	2- 7			
0- 10	0- 0	0- 0	AWAY	0- 3	0- 0	0- 7			
0- 0	0- 0	0- 0	NEUTRAL	0- 0	0- 0	0- 0			
1- 8	0- 0	0- 0	NON-CONFERENCE	0- 3	0- 0	1- 5			
1- 3	0- 0	0- 0	HOME	0- 0	0- 0	1- 3			
0- 5	0- 0	0- 0	AWAY	0- 3	0- 0	0- 2			
0- 0	0- 0	0- 0	NEUTRAL	0- 0	0- 0	0- 0			
1- 10	0- 0	0- 0	CONFERENCE	0- 0	0- 1	1- 9			
1- 5	0- 0	0- 0	HOME	0- 0	0- 1	1- 4			
0- 5	0- 0	0- 0	AWAY	0- 0	0- 0	0- 5			
0- 0	0- 0	0- 0	NEUTRAL	0- 0	0- 0	0- 0			

RPI S	Opponent	Score	RPI S	Opponent	Score	RPI S	Opponent	Score	RPI S	Opponent	Score	Team's RPI: 323
						55	A South Dakota St.	65 74	147	H Idaho	65 94	
						56	A Oregon	59 122	156	A Long Beach St.	71 89	
						81	A South Dakota	61 103	160	A Montana St.	64 74	
									160	H Montana St.	59 106	
									187	H UC Davis	70 82	
									188	H Eastern Wash.	81 79	
									191	A Weber St.	73 102	
									197	A Sacramento St.	91 132	
									197	H Sacramento St.	78 126	
									199	A Idaho St.	70 71	
									199	H Idaho St.	42 64	
									221	A Montana	57 76	
									221	H Montana	58 79	
									245	H Seattle	64 85	
									283	H Portland	53 69	
									285	H CSUN	83 77	
									337	A Cal St. Fullerton	69 84	
LAST 12 Division I GAMES:												
199	H Idaho St.	42 64	199	A Idaho St.	70 71							
221	A Montana	57 76	191	A Weber St.	73 102							
160	A Montana St.	64 74	160	H Montana St.	59 106							
147	H Idaho	65 94	221	H Montana	58 79							
188	H Eastern Wash.	81 79	197	A Sacramento St.	91 132							
197	H Sacramento St.	78 126	285	H CSUN	83 77							

Non-Div I Games: Warner Pacific 64 76 Corban 90 76

Portland St.

Loss, Non-Conf, S Site, H Home A Away N Neutral

Average RPI Win:	304	WON-LOST	WINNING	LAST 10	STRENGTH OF	OPP. STRENGTH	TEAM	ADJ.	CONF.	ADJ CONF.
Average RPI Loss:	197	RECORD	PCT. RANK	GAMES	SCHEDULE	OF SCHEDULE	RPI	RPI	RPI	RPI
DIV. I ONLY	8- 10	205	5- 5	334	325	272	272	32	32	
DIV. I NON-CONF.	3- 5	218	0- 2	299	98	225	225	31	31	
TOTALS	RPI 1-25	RPI 26-50	W-L RECORDS	RPI 51-100	RPI 101-150	RPI 150+				
8- 10	0- 1	0- 0	OVERALL	0- 2	0- 0	8- 7				
4- 2	0- 0	0- 0	HOME	0- 0	0- 0	4- 2				
4- 7	0- 1	0- 0	AWAY	0- 0	0- 0	4- 0				
0- 1	0- 0	0- 0	NEUTRAL	0- 0	0- 0	0- 1				
3- 5	0- 1	0- 0	NON-CONFERENCE	0- 2	0- 0	3- 2				
1- 0	0- 0	0- 0	HOME	0- 0	0- 0	1- 0				
2- 4	0- 1	0- 0	AWAY	0- 2	0- 0	2- 1				
0- 1	0- 0	0- 0	NEUTRAL	0- 0	0- 0	0- 1				
5- 5	0- 0	0- 0	CONFERENCE	0- 0	0- 0	5- 5				
3- 2	0- 0	0- 0	HOME	0- 0	0- 0	3- 2				
2- 3	0- 0	0- 0	AWAY	0- 0	0- 0	2- 3				
0- 0	0- 0	0- 0	NEUTRAL	0- 0	0- 0	0- 0				

RPI 1-25				RPI 26-50				RPI 51-100				RPI 101+ Team's RPI: 272			
RPI	S	Opponent	Score	RPI	S	Opponent	Score	RPI	S	Opponent	Score	RPI	S	Opponent	Score
15	A	Texas A&M	30 88					80	A	Georgia Tech	48 96	167	A	Louisiana Tech	77 68
								95	A	TCU	60 69	178	H	Southern U.	55 65
												231	A	Grambling	66 69
												233	A	Texas Southern	65 72
												233	H	Texas Southern	43 50
												280	H	Lamar	80 72
												284	A	Alabama St.	54 65
												304	A	Wichita St.	36 64
												311	A	Nicholls St.	81 70
												318	N	North Dakota St.	58 79
												320	H	Alcorn	58 54
												328	A	Jackson St.	62 52
												334	H	Ark.-Pine Bluff	70 55
												345	A	Alabama A&M	67 52
												348	H	Mississippi Val.	80 57
LAST 12 Division I GAMES:															
233	H	Texas Southern	43 50	231	A	Grambling	66 69								
284	A	Alabama St.	54 65	233	A	Texas Southern	65 72								
345	A	Alabama A&M	67 52	178	H	Southern U.	55 65								
348	H	Mississippi Val.	80 57	320	H	Alcorn	58 54								
334	H	Ark.-Pine Bluff	70 55	15	A	Texas A&M	30 88								
328	A	Jackson St.	62 52	318	N	North Dakota St.	58 79								

Non-Div I Games: Howard Payne 86 46

Prairie View

Loss, Non-Conf, S Site, H Home A Away N Neutral

Presbyterian

Through Games Of Feb. 12, 2016

Average RPI Win:	275	WON-LOST	WINNING	LAST 10	STRENGTH OF	OPP. STRENGTH	TEAM	ADJ.	CONF.	ADJ CONF.
Average RPI Loss:	171	RECORD	PCT. RANK	GAMES	SCHEDULE	OF SCHEDULE	RPI	RPI	RPI	RPI
DIV. I ONLY	11- 9	142	7- 3	314	296	216	216	26	26	
DIV. I NON-CONF.	1- 5	304	0- 0	329	138	342	342	29	29	
TOTALS	RPI 1-25	RPI 26-50	W-L RECORDS	RPI 51-100	RPI 101-150	RPI 150+				
11- 9	0- 0	0- 0	OVERALL	0- 2	1- 2	10- 5				
7- 2	0- 0	0- 0	HOME	0- 0	1- 1	6- 1				
4- 7	0- 0	0- 0	AWAY	0- 2	0- 1	4- 4				
0- 0	0- 0	0- 0	NEUTRAL	0- 0	0- 0	0- 0				
1- 5	0- 0	0- 0	NON-CONFERENCE	0- 2	0- 0	1- 3				
1- 0	0- 0	0- 0	HOME	0- 0	0- 0	1- 0				
0- 5	0- 0	0- 0	AWAY	0- 2	0- 0	0- 3				
0- 0	0- 0	0- 0	NEUTRAL	0- 0	0- 0	0- 0				
10- 4	0- 0	0- 0	CONFERENCE	0- 0	1- 2	9- 2				
6- 2	0- 0	0- 0	HOME	0- 0	1- 1	5- 1				
4- 2	0- 0	0- 0	AWAY	0- 0	0- 1	4- 1				
0- 0	0- 0	0- 0	NEUTRAL	0- 0	0- 0	0- 0				

RPI 1-25			RPI 26-50			RPI 51-100			RPI 101+			Team's RPI: 216
RPI	S	Opponent	Score	RPI	S	Opponent	Score	RPI	S	Opponent	Score	
						66	A Vanderbilt	38	56	103	H Liberty	60 42
						97	A Virginia Tech	44	58	141	A UNC Asheville	59 68
										141	H UNC Asheville	63 72
										170	A East Carolina	57 84
										177	A Colorado	60 72
										215	H Radford	53 64
										226	H Gardner-Webb	60 53
										240	A High Point	47 61
										240	H High Point	82 70
										282	A Campbell	69 45
										291	A Kennesaw St.	47 49
										294	H Coastal Caro.	66 42
										299	A Charleston So.	63 49
										299	H Charleston So.	52 37
										312	A Longwood	59 38
										312	H Longwood	75 49
										313	A Winthrop	59 48
										349	H N.C. Central	60 50
LAST 12 Division I GAMES:												
299	H	Charleston So.	52 37	282	A	Campbell	69 45					
240	A	High Point	47 61	313	A	Winthrop	59 48					
312	H	Longwood	75 49	103	H	Liberty	60 42					
226	H	Gardner-Webb	60 53	215	H	Radford	53 64					
141	A	UNC Asheville	59 68	299	A	Charleston So.	63 49					
294	H	Coastal Caro.	66 42	240	H	High Point	82 70					

Non-Div I Games: Warren Wilson 95 56 Columbia (SC) 104 37 Brevard 70 53

Presbyterian

Loss, Non-Conf, S Site, H Home A Away N Neutral

Average RPI Win:	187	WON-LOST	WINNING	LAST 10	STRENGTH OF	OPP. STRENGTH	TEAM	ADJ.	CONF.	ADJ CONF.
Average RPI Loss:	33	RECORD	PCT. RANK	GAMES	SCHEDULE	OF SCHEDULE	RPI	RPI	RPI	RPI
DIV. I ONLY	16- 4	33	7- 3	134	85	40	40	10	10	
DIV. I NON-CONF.	11- 3	54	4- 2	192	42	54	54	11	11	
TOTALS	RPI 1-25	RPI 26-50	W-L RECORDS	RPI 51-100	RPI 101-150	RPI 150+				
16- 4	1- 1	0- 3	OVERALL	1- 0	3- 0	11- 0				
10- 0	1- 0	0- 0	HOME	1- 0	2- 0	6- 0				
4- 4	0- 1	0- 3	AWAY	0- 0	1- 0	3- 0				
2- 0	0- 0	0- 0	NEUTRAL	0- 0	0- 0	2- 0				
11- 3	1- 1	0- 2	NON-CONFERENCE	1- 0	1- 0	8- 0				
7- 0	1- 0	0- 0	HOME	1- 0	1- 0	4- 0				
2- 3	0- 1	0- 2	AWAY	0- 0	0- 0	2- 0				
2- 0	0- 0	0- 0	NEUTRAL	0- 0	0- 0	2- 0				
5- 1	0- 0	0- 1	CONFERENCE	0- 0	2- 0	3- 0				
3- 0	0- 0	0- 0	HOME	0- 0	1- 0	2- 0				
2- 1	0- 0	0- 1	AWAY	0- 0	1- 0	1- 0				
0- 0	0- 0	0- 0	NEUTRAL	0- 0	0- 0	0- 0				

RPI S	Opponent	Score	RPI S	Opponent	Score	Team's RPI: 40	RPI S	Opponent	Score	RPI S	Opponent	Score
5	A Ohio St.	70 90	37	A Seton Hall	64 71		78	H Michigan	74 57	124	A Harvard	92 83
24	H Duquesne	94 66	39	A Penn	48 50					135	H Yale	65 50
			49	A Dayton	81 85					144	H Pittsburgh	61 47
										159	H Fordham	55 44
										163	H Cornell	71 51
										165	H Hampton	79 55
										174	H Brown	72 53
										180	A Marist	77 44
										245	N Seattle	85 48
										254	A Dartmouth	85 48
										263	H American	72 34
										270	H Monmouth	81 70
										292	A Rider	78 59
										327	N UC Irvine	83 42
LAST 12 Division I GAMES:												
163	H Cornell	71 51	165	H Hampton	79 55							
124	A Harvard	92 83	180	A Marist	77 44							
254	A Dartmouth	85 48	49	A Dayton	81 85							
135	H Yale	65 50	5	A Ohio St.	70 90							
174	H Brown	72 53	159	H Fordham	55 44							
39	A Penn	48 50	144	H Pittsburgh	61 47							

Non-Div I Games:

Princeton

Providence

Through Games Of Feb. 12, 2016

Average RPI Win:	220	WON-LOST	WINNING	LAST 10	STRENGTH OF	OPP. STRENGTH	TEAM	ADJ.	CONF.	ADJ CONF.
Average RPI Loss:	104	RECORD	PCT. RANK	GAMES	SCHEDULE	OF SCHEDULE	RPI	RPI	RPI	RPI
DIV. I ONLY	4- 19	317	0- 10	70	111	251	251	6	6	
DIV. I NON-CONF.	4- 6	201	0- 0	72	271	187	187	6	6	
TOTALS	RPI 1-25	RPI 26-50	W-L RECORDS	RPI 51-100	RPI 101-150	RPI 150+				
4- 19	0- 1	0- 2	OVERALL	0- 8	0- 4	4- 4				
3- 9	0- 0	0- 2	HOME	0- 3	0- 2	3- 2				
1- 10	0- 1	0- 0	AWAY	0- 5	0- 2	1- 2				
0- 0	0- 0	0- 0	NEUTRAL	0- 0	0- 0	0- 0				
4- 6	0- 0	0- 0	NON-CONFERENCE	0- 3	0- 1	4- 2				
3- 3	0- 0	0- 0	HOME	0- 1	0- 1	3- 1				
1- 3	0- 0	0- 0	AWAY	0- 2	0- 0	1- 1				
0- 0	0- 0	0- 0	NEUTRAL	0- 0	0- 0	0- 0				
0- 13	0- 1	0- 2	CONFERENCE	0- 5	0- 3	0- 2				
0- 6	0- 0	0- 2	HOME	0- 2	0- 1	0- 1				
0- 7	0- 1	0- 0	AWAY	0- 3	0- 2	0- 1				
0- 0	0- 0	0- 0	NEUTRAL	0- 0	0- 0	0- 0				

RPI 1-25				RPI 26-50				RPI 51-100				RPI 101+ Team's RPI: 251			
RPI	S	Opponent	Score	RPI	S	Opponent	Score	RPI	S	Opponent	Score	RPI	S	Opponent	Score
16	A	DePaul	50 96	37	H	Seton Hall	54 64	52	A	Albany (NY)	58 71	105	H	Boston College	41 67
				45	H	St. John's (NY)	61 80	54	A	Villanova	39 67	120	A	Creighton	48 72
								54	H	Villanova	47 76	137	A	Xavier	47 72
								63	H	FGCU	41 50	137	H	Xavier	54 62
								86	A	Marquette	75 105	174	A	Brown	47 57
								93	A	Georgetown	53 63	182	A	Rhode Island	64 55
								93	H	Georgetown	51 82	198	A	Butler	50 65
								97	A	Virginia Tech	46 62	198	H	Butler	67 77
												206	H	Hartford	69 50
												220	H	Bryant	88 78
												222	H	Richmond	50 57
												270	H	Monmouth	71 59
LAST 12 Division I GAMES:															
198	A	Butler	50 65	120	A	Creighton	48 72								
137	A	Xavier	47 72	137	H	Xavier	54 62								
54	H	Villanova	47 76	198	H	Butler	67 77								
93	H	Georgetown	51 82	93	A	Georgetown	53 63								
16	A	DePaul	50 96	54	A	Villanova	39 67								
86	A	Marquette	75 105	45	H	St. John's (NY)	61 80								

Non-Div I Games:

Providence

Loss, Non-Conf, S Site, H Home A Away N Neutral

Average RPI Win:	130	WON-LOST	WINNING	LAST 10	STRENGTH OF	OPP. STRENGTH	TEAM	ADJ.	CONF.	ADJ CONF.
Average RPI Loss:	48	RECORD	PCT. RANK	GAMES	SCHEDULE	OF SCHEDULE	RPI	RPI	RPI	RPI
DIV. I ONLY	16- 8	84	4- 6	43	19	50	50	4	4	
DIV. I NON-CONF.	9- 2	37	0- 0	113	52	55	55	4	4	
TOTALS	RPI 1-25	RPI 26-50	W-L RECORDS	RPI 51-100	RPI 101-150	RPI 150+				
16- 8	1- 4	2- 1	OVERALL	6- 1	2- 2	5- 0				
10- 3	0- 1	2- 0	HOME	4- 1	0- 1	4- 0				
4- 4	0- 2	0- 1	AWAY	2- 0	1- 1	1- 0				
2- 1	1- 1	0- 0	NEUTRAL	0- 0	1- 0	0- 0				
9- 2	1- 1	1- 0	NON-CONFERENCE	2- 0	1- 1	4- 0				
6- 1	0- 0	1- 0	HOME	2- 0	0- 1	3- 0				
1- 0	0- 0	0- 0	AWAY	0- 0	0- 0	1- 0				
2- 1	1- 1	0- 0	NEUTRAL	0- 0	1- 0	0- 0				
7- 6	0- 3	1- 1	CONFERENCE	4- 1	1- 1	1- 0				
4- 2	0- 1	1- 0	HOME	2- 1	0- 0	1- 0				
3- 4	0- 2	0- 1	AWAY	2- 0	1- 1	0- 0				
0- 0	0- 0	0- 0	NEUTRAL	0- 0	0- 0	0- 0				

RPI 1-25				RPI 26-50				Team's RPI: 50				RPI 51-100				RPI 101+			
RPI	S	Opponent	Score	RPI	S	Opponent	Score	RPI	S	Opponent	Score	RPI	S	Opponent	Score	RPI	S	Opponent	Score
5	A	Ohio St.	70 90	26	A	Michigan St.	56 68	53	H	Iowa	90 73	105	H	Boston College	56 58				
6	N	Stanford	65 71	43	H	Indiana	63 53	65	H	Ball St.	73 63	119	N	LSU	69 52				
11	A	Maryland	59 73	49	H	Dayton	61 58	75	H	Nebraska	61 62	131	A	Penn St.	88 78				
11	H	Maryland	67 87					78	A	Michigan	65 63	148	A	Wisconsin	57 64				
19	N	Louisville	62 60					82	H	Minnesota	84 72	161	H	Illinois	69 65				
								89	H	Maine	56 33	201	H	Ill.-Chicago	62 51				
								90	A	Northwestern	85 71	275	H	Jacksonville St.	67 48				
												301	A	North Florida	70 47				
												322	H	Incarnate Word	95 27				
LAST 12 Division I GAMES:																			
				11	A	Maryland	59 73	75	H	Nebraska	61 62								
				148	A	Wisconsin	57 64	5	A	Ohio St.	70 90								
				11	H	Maryland	67 87	82	H	Minnesota	84 72								
				131	A	Penn St.	88 78	43	H	Indiana	63 53								
				26	A	Michigan St.	56 68	90	A	Northwestern	85 71								
				53	H	Iowa	90 73	161	H	Illinois	69 65								

Non-Div I Games:

Purdue

■ Loss,
■ Non-Conf,
■ S Site,
■ H Home
■ A Away
N Neutral

Quinnipiac

Through Games Of Feb. 12, 2016

Average RPI Win:	230	WON-LOST	WINNING	LAST 10	STRENGTH OF	OPP. STRENGTH	TEAM	ADJ.	CONF.	ADJ CONF.
Average RPI Loss:	142	RECORD	PCT. RANK	GAMES	SCHEDULE	OF SCHEDULE	RPI	RPI	RPI	RPI
DIV. I ONLY	16- 7	74	9- 0	198	251	109	109	23	23	
DIV. I NON-CONF.	5- 4	138	0- 0	63	196	89	89	24	24	
TOTALS	RPI 1-25	RPI 26-50	W-L RECORDS	RPI 51-100	RPI 101-150	RPI 150+				
16- 7	0- 0	0- 0	OVERALL	1- 4	1- 0	14- 3				
10- 1	0- 0	0- 0	HOME	1- 0	1- 0	8- 1				
6- 5	0- 0	0- 0	AWAY	0- 0	0- 0	6- 1				
0- 1	0- 0	0- 0	NEUTRAL	0- 1	0- 0	0- 0				
5- 4	0- 0	0- 0	NON-CONFERENCE	1- 4	0- 0	4- 0				
3- 0	0- 0	0- 0	HOME	1- 0	0- 0	2- 0				
2- 3	0- 0	0- 0	AWAY	0- 3	0- 0	2- 0				
0- 1	0- 0	0- 0	NEUTRAL	0- 1	0- 0	0- 0				
11- 3	0- 0	0- 0	CONFERENCE	0- 0	1- 0	10- 3				
7- 1	0- 0	0- 0	HOME	0- 0	1- 0	6- 1				
4- 2	0- 0	0- 0	AWAY	0- 0	0- 0	4- 2				
0- 0	0- 0	0- 0	NEUTRAL	0- 0	0- 0	0- 0				

RPI 1-25			RPI 26-50			RPI 51-100			RPI 101+			Team's RPI: 109
RPI	S	Opponent	Score	RPI	S	Opponent	Score	RPI	S	Opponent	Score	
						62 H Temple	58 56	112 H Iona			62 61	
						63 A FGCU	70 71	180 A Marist			47 56	
						70 A Army West Point	57 67	193 A Northeastern			71 60	
						85 A Drexel	49 62	206 H Hartford			71 69	
						93 N Georgetown	68 80	214 A Siena			69 59	
								214 H Siena			94 52	
								217 A Canisius			80 68	
								217 H Canisius			63 54	
								218 A Fairfield			64 55	
								232 H Manhattan			42 52	
								264 H Holy Cross			74 61	
								270 A Monmouth			60 63	
								270 H Monmouth			85 58	
								287 A Vermont			77 65	
								290 A Niagara			61 54	
								290 H Niagara			70 52	
								292 H Rider			64 51	
								333 H Saint Peter's			66 49	
LAST 12 Division I GAMES:												
						112 H Iona	62 61	218 A Fairfield			64 55	
						290 H Niagara	70 52	217 A Canisius			80 68	
						214 A Siena	69 59	290 A Niagara			61 54	
						333 H Saint Peter's	66 49	217 H Canisius			63 54	
						270 H Monmouth	85 58	292 H Rider			64 51	
						214 H Siena	94 52	270 A Monmouth			60 63	

Non-Div I Games:

Quinnipiac

Loss, Non-Conf, S Site, H Home A Away N Neutral

Average RPI Win:	257	WON-LOST	WINNING	LAST 10	STRENGTH OF	OPP. STRENGTH	TEAM	ADJ.	CONF.	ADJ CONF.
Average RPI Loss:	158	RECORD	PCT. RANK	GAMES	SCHEDULE	OF SCHEDULE	RPI	RPI	RPI	RPI
DIV. I ONLY	10- 11	189	6- 4	235	259	215	215	26	26	
DIV. I NON-CONF.	2- 5	253	0- 0	139	107	222	222	29	29	
TOTALS	RPI 1-25	RPI 26-50	W-L RECORDS	RPI 51-100	RPI 101-150	RPI 150+				
10- 11	0- 0	0- 1	OVERALL	0- 1	0- 5	10- 4				
7- 3	0- 0	0- 0	HOME	0- 0	0- 2	7- 1				
3- 8	0- 0	0- 1	AWAY	0- 1	0- 3	3- 3				
0- 0	0- 0	0- 0	NEUTRAL	0- 0	0- 0	0- 0				
2- 5	0- 0	0- 1	NON-CONFERENCE	0- 1	0- 2	2- 1				
2- 0	0- 0	0- 0	HOME	0- 0	0- 0	2- 0				
0- 5	0- 0	0- 1	AWAY	0- 1	0- 2	0- 1				
0- 0	0- 0	0- 0	NEUTRAL	0- 0	0- 0	0- 0				
8- 6	0- 0	0- 0	CONFERENCE	0- 0	0- 3	8- 3				
5- 3	0- 0	0- 0	HOME	0- 0	0- 2	5- 1				
3- 3	0- 0	0- 0	AWAY	0- 0	0- 1	3- 2				
0- 0	0- 0	0- 0	NEUTRAL	0- 0	0- 0	0- 0				

RPI 1-25			RPI 26-50			RPI 51-100			RPI 101+			Team's RPI: 215
RPI	S	Opponent	Score	RPI	S	Opponent	Score	RPI	S	Opponent	Score	
				38	A	North Carolina St.	52 67	97	A	Virginia Tech	40 47	
										103	A	Liberty 53 67
										103	H	Liberty 43 49
										115	A	Youngstown St. 53 54
										137	A	Xavier 56 63
										141	H	UNC Asheville 46 54
										158	H	Davidson 79 68
										175	H	George Mason 66 63
										216	A	Presbyterian 64 53
										226	A	Gardner-Webb 50 54
										226	H	Gardner-Webb 54 51
										240	A	High Point 66 71
										240	H	High Point 54 56
										282	H	Campbell 62 59
										294	A	Coastal Caro. 49 36
										294	H	Coastal Caro. 61 45
										299	H	Charleston So. 55 40
										302	A	Wofford 70 79
										312	A	Longwood 79 67
										313	H	Winthrop 66 44
LAST 12 Division I GAMES:												
				226	H	Gardner-Webb	54 51			299	H	Charleston So. 55 40
				103	A	Liberty	53 67			312	A	Longwood 79 67
				294	A	Coastal Caro.	49 36			282	H	Campbell 62 59
				141	H	UNC Asheville	46 54			313	H	Winthrop 66 44
				240	H	High Point	54 56			216	A	Presbyterian 64 53
				226	A	Gardner-Webb	50 54			103	H	Liberty 43 49

Non-Div I Games: Concord 92 36 Lees-McRae 84 39

Radford

Loss, Non-Conf, S Site, H Home A Away N Neutral

Rhode Island

Through Games Of Feb. 12, 2016

Average RPI Win:	251	WON-LOST	WINNING	LAST 10	STRENGTH OF	OPP. STRENGTH	TEAM	ADJ.	CONF.	ADJ CONF.
Average RPI Loss:	93	RECORD	PCT. RANK	GAMES	SCHEDULE	OF SCHEDULE	RPI	RPI	RPI	RPI
DIV. I ONLY	11- 12	182	5- 5	187	120	182	182	7	7	
DIV. I NON-CONF.	6- 6	160	0- 1	281	224	226	226	8	8	
TOTALS	RPI 1-25	RPI 26-50	W-L RECORDS	RPI 51-100	RPI 101-150	RPI 150+				
11- 12	0- 4	0- 2	OVERALL	0- 1	1- 1	10- 4				
5- 6	0- 3	0- 1	HOME	0- 1	1- 0	4- 1				
6- 5	0- 1	0- 1	AWAY	0- 0	0- 1	6- 2				
0- 1	0- 0	0- 0	NEUTRAL	0- 0	0- 0	0- 1				
6- 6	0- 1	0- 0	NON-CONFERENCE	0- 1	1- 1	5- 3				
3- 3	0- 1	0- 0	HOME	0- 1	1- 0	2- 1				
3- 2	0- 0	0- 0	AWAY	0- 0	0- 1	3- 1				
0- 1	0- 0	0- 0	NEUTRAL	0- 0	0- 0	0- 1				
5- 6	0- 3	0- 2	CONFERENCE	0- 0	0- 0	5- 1				
2- 3	0- 2	0- 1	HOME	0- 0	0- 0	2- 0				
3- 3	0- 1	0- 1	AWAY	0- 0	0- 0	3- 1				
0- 0	0- 0	0- 0	NEUTRAL	0- 0	0- 0	0- 0				

RPI	S	Opponent	Score	RPI	S	Opponent	Score	RPI	S	Opponent	Score	RPI	S	Opponent	Score	Team's RPI: 182
23	H	Syracuse	54 57	35	A	George Washington	52 68	52	H	Albany (NY)	58 67	124	H	Harvard	56 52	
24	A	Duquesne	56 61	49	H	Dayton	53 67					136	A	Marshall	62 72	
24	H	Duquesne	70 79									158	H	Davidson	78 62	
25	H	St. Bonaventure	56 69									159	A	Fordham	42 50	
												165	N	Hampton	54 59	
												174	A	Brown	63 67	
												222	A	Richmond	57 50	
												228	H	Columbia	57 56	
												251	H	Providence	55 64	
												254	A	Dartmouth	57 41	
												261	A	Massachusetts	80 79	
												277	A	La Salle	72 61	
												277	H	La Salle	62 52	
												297	A	FIU	68 50	
												316	H	UMass Lowell	72 64	
												347	A	Boston U.	57 41	
LAST 12 Division I GAMES:																
24	A	Duquesne	56 61	277	A	La Salle	72 61									
49	H	Dayton	53 67	24	H	Duquesne	70 79									
277	H	La Salle	62 52	222	A	Richmond	57 50									
159	A	Fordham	42 50	35	A	George Washington	52 68									
261	A	Massachusetts	80 79	25	H	St. Bonaventure	56 69									
158	H	Davidson	78 62	165	N	Hampton	54 59									

Non-Div I Games:

Rhode Island

■ Loss,
■ Non-Conf,
■ S Site,
■ H Home
■ A Away
N Neutral

Average RPI Win: 222	WON-LOST	WINNING	LAST 10	STRENGTH OF	OPP. STRENGTH	TEAM	ADJ.	CONF.	ADJ CONF.
Average RPI Loss: 133	RECORD	PCT. RANK	GAMES	SCHEDULE	OF SCHEDULE	RPI	RPI	RPI	RPI
DIV. I ONLY	4- 18	314	3- 7	71	155	242	242	12	12
DIV. I NON-CONF.	1- 10	330	0- 1	97	206	272	272	10	10
TOTALS	RPI 1-25	RPI 26-50	W-L RECORDS	RPI 51-100	RPI 101-150	RPI 150+			
4- 18	0- 3	0- 1	OVERALL	0- 3	0- 2	4- 9			
2- 9	0- 1	0- 1	HOME	0- 2	0- 1	2- 4			
2- 9	0- 2	0- 0	AWAY	0- 1	0- 1	2- 5			
0- 0	0- 0	0- 0	NEUTRAL	0- 0	0- 0	0- 0			
1- 10	0- 3	0- 0	NON-CONFERENCE	0- 0	0- 1	1- 6			
0- 5	0- 1	0- 0	HOME	0- 0	0- 1	0- 3			
1- 5	0- 2	0- 0	AWAY	0- 0	0- 0	1- 3			
0- 0	0- 0	0- 0	NEUTRAL	0- 0	0- 0	0- 0			
3- 8	0- 0	0- 1	CONFERENCE	0- 3	0- 1	3- 3			
2- 4	0- 0	0- 1	HOME	0- 2	0- 0	2- 1			
1- 4	0- 0	0- 0	AWAY	0- 1	0- 1	1- 2			
0- 0	0- 0	0- 0	NEUTRAL	0- 0	0- 0	0- 0			

RPI 1-25				RPI 26-50				RPI 51-100				RPI 101+ Team's RPI: 242			
RPI	S	Opponent	Score	RPI	S	Opponent	Score	RPI	S	Opponent	Score	RPI	S	Opponent	Score
4	A	Baylor	38 89	29	H	UTEP	54 60	60	A	Western Ky.	49 52	124	H	Harvard	61 67
7	H	Texas	47 70					77	H	Middle Tenn.	60 61	136	A	Marshall	52 81
22	A	Kentucky	39 72					92	H	Charlotte	58 69	151	H	UAB	55 64
												152	A	Southern Miss.	62 68
												153	H	Loyola Chicago	50 57
												167	A	Louisiana Tech	61 63
												169	A	McNeese St.	53 61
												212	A	North Texas	79 73
												212	H	North Texas	100 97
												224	H	UTSA	49 48
												233	H	Texas Southern	66 69
												237	A	Stephen F. Austin	45 59
												239	A	Sam Houston St.	58 46
												255	H	Houston	59 62
												321	A	A&M-Corpus Christi	55 60
LAST 12 Division I GAMES:															
92	H	Charlotte	58 69	136	A	Marshall	52 81								
152	A	Southern Miss.	62 68	60	A	Western Ky.	49 52								
167	A	Louisiana Tech	61 63	212	H	North Texas	100 97								
212	A	North Texas	79 73	224	H	UTSA	49 48								
77	H	Middle Tenn.	60 61	29	H	UTEP	54 60								
151	H	UAB	55 64	153	H	Loyola Chicago	50 57								

Non-Div I Games:

Rice

■ Loss,
■ Non-Conf,
■ S Site,
■ H Home
■ A Away
N Neutral

Average RPI Win:	248	WON-LOST	WINNING	LAST 10	STRENGTH OF	OPP. STRENGTH	TEAM	ADJ.	CONF.	ADJ CONF.
Average RPI Loss:	103	RECORD	PCT. RANK	GAMES	SCHEDULE	OF SCHEDULE	RPI	RPI	RPI	RPI
DIV. I ONLY	9- 15	241	1- 9	170	100	222	222	7	7	
DIV. I NON-CONF.	7- 6	156	0- 1	287	148	212	212	8	8	
TOTALS	RPI 1-25	RPI 26-50	W-L RECORDS	RPI 51-100	RPI 101-150	RPI 150+				
9- 15	0- 2	0- 3	OVERALL	0- 4	1- 2	8- 4				
4- 7	0- 1	0- 3	HOME	0- 0	1- 0	3- 3				
3- 7	0- 1	0- 0	AWAY	0- 3	0- 2	3- 1				
2- 1	0- 0	0- 0	NEUTRAL	0- 1	0- 0	2- 0				
7- 6	0- 0	0- 1	NON-CONFERENCE	0- 1	1- 2	6- 2				
4- 2	0- 0	0- 1	HOME	0- 0	1- 0	3- 1				
1- 3	0- 0	0- 0	AWAY	0- 0	0- 2	1- 1				
2- 1	0- 0	0- 0	NEUTRAL	0- 1	0- 0	2- 0				
2- 9	0- 2	0- 2	CONFERENCE	0- 3	0- 0	2- 2				
0- 5	0- 1	0- 2	HOME	0- 0	0- 0	0- 2				
2- 4	0- 1	0- 0	AWAY	0- 3	0- 0	2- 0				
0- 0	0- 0	0- 0	NEUTRAL	0- 0	0- 0	0- 0				

RPI 1-25				RPI 26-50				RPI 51-100				RPI 101+ Team's RPI: 222			
RPI	S	Opponent	Score	RPI	S	Opponent	Score	RPI	S	Opponent	Score	RPI	S	Opponent	Score
24	H	Duquesne	44 65	35	H	George Washington	47 62	76	A	Saint Louis	48 73	101	A	Virginia	51 71
25	A	St. Bonaventure	43 66	47	H	James Madison	47 73	86	N	Marquette	80 98	123	A	Wake Forest	33 43
				49	H	Dayton	48 60	94	A	Saint Joseph's	53 64	146	H	Old Dominion	62 57
								98	A	VCU	42 53	158	H	Davidson	59 67
												182	H	Rhode Island	50 57
												200	H	William & Mary	56 50
												207	H	Eastern Ky.	81 62
												210	H	Furman	62 69
												243	A	Appalachian St.	59 73
												251	A	Providence	57 50
												257	H	UNCW	63 53
												261	A	Massachusetts	74 68
												277	A	La Salle	60 43
												304	N	Wichita St.	63 50
												330	N	Lafayette	54 46
LAST 12 Division I GAMES:															
158	H	Davidson	59 67	261	A	Massachusetts	74 68								
35	H	George Washington	47 62	94	A	Saint Joseph's	53 64								
76	A	Saint Louis	48 73	182	H	Rhode Island	50 57								
25	A	St. Bonaventure	43 66	49	H	Dayton	48 60								
24	H	Duquesne	44 65	277	A	La Salle	60 43								
98	A	VCU	42 53	101	A	Virginia	51 71								

Non-Div I Games:

Richmond

■ Loss,
 ■ Non-Conf,
 ■ S Site,
 ■ H Home
 ■ A Away
 N Neutral

Average RPI Win: 276	WON-LOST	WINNING	LAST 10	STRENGTH OF	OPP. STRENGTH	TEAM	ADJ.	CONF.	ADJ CONF.
Average RPI Loss: 170	RECORD	PCT. RANK	GAMES	SCHEDULE	OF SCHEDULE	RPI	RPI	RPI	RPI
DIV. I ONLY	5- 19	308	2- 8	174	282	292	292	23	23
DIV. I NON-CONF.	3- 6	234	0- 0	89	304	202	202	24	24
TOTALS	RPI 1-25	RPI 26-50	W-L RECORDS	RPI 51-100	RPI 101-150	RPI 150+			
5- 19	0- 0	0- 1	OVERALL	0- 2	0- 4	5- 12			
3- 8	0- 0	0- 1	HOME	0- 0	0- 1	3- 6			
2- 9	0- 0	0- 0	AWAY	0- 1	0- 3	2- 5			
0- 2	0- 0	0- 0	NEUTRAL	0- 1	0- 0	0- 1			
3- 6	0- 0	0- 1	NON-CONFERENCE	0- 2	0- 1	3- 2			
2- 1	0- 0	0- 1	HOME	0- 0	0- 0	2- 0			
1- 3	0- 0	0- 0	AWAY	0- 1	0- 1	1- 1			
0- 2	0- 0	0- 0	NEUTRAL	0- 1	0- 0	0- 1			
2- 13	0- 0	0- 0	CONFERENCE	0- 0	0- 3	2- 10			
1- 7	0- 0	0- 0	HOME	0- 0	0- 1	1- 6			
1- 6	0- 0	0- 0	AWAY	0- 0	0- 2	1- 4			
0- 0	0- 0	0- 0	NEUTRAL	0- 0	0- 0	0- 0			

RPI 1-25				RPI 26-50				RPI 51-100				RPI 101+				Team's RPI: 292	
RPI	S	Opponent	Score	RPI	S	Opponent	Score	RPI	S	Opponent	Score	RPI	S	Opponent	Score		
				40	H	Princeton	59 78	69	N	Central Mich.	58 76	109	A	Quinnipiac	51 64		
								70	A	Army West Point	42 57	112	A	Iona	46 59		
												112	H	Iona	48 67		
												144	A	Pittsburgh	44 75		
												168	A	UMBC	53 58		
												168	N	UMBC	58 67		
												180	A	Marist	54 66		
												180	H	Marist	56 74		
												204	H	Lehigh	61 60		
												214	A	Siena	45 66		
												214	H	Siena	70 58		
												217	A	Canisius	49 60		
												217	H	Canisius	64 73		
												218	A	Fairfield	56 63		
												218	H	Fairfield	39 55		
												232	H	Manhattan	70 74		
												270	H	Monmouth	75 87		
												286	H	Towson	78 72		
												290	H	Niagara	57 67		
												333	A	Saint Peter's	68 67		
												344	A	St. Francis Brooklyn	71 59		
LAST 12 Division I GAMES:																	
				217	A	Canisius	49 60	270	H	Monmouth	75 87						
				333	A	Saint Peter's	68 67	214	H	Siena	70 58						
				112	H	Iona	48 67	218	H	Fairfield	39 55						
				180	H	Marist	56 74	290	H	Niagara	57 67						
				218	A	Fairfield	56 63	214	A	Siena	45 66						
				232	H	Manhattan	70 74	109	A	Quinnipiac	51 64						

Non-Div I Games:

Rider

■ Loss,
 ■ Non-Conf,
 ■ S Site,
 ■ H Home
 ■ A Away
 N Neutral

Average RPI Win:	282	WON-LOST	WINNING	LAST 10	STRENGTH OF	OPP. STRENGTH	TEAM	ADJ.	CONF.	ADJ CONF.
Average RPI Loss:	168	RECORD	PCT. RANK	GAMES	SCHEDULE	OF SCHEDULE	RPI	RPI	RPI	RPI
DIV. I ONLY	13- 9	118	6- 4	293	326	186	186	31	31	
DIV. I NON-CONF.	5- 5	160	0- 0	181	127	136	136	32	32	
TOTALS	RPI 1-25	RPI 26-50	W-L RECORDS	RPI 51-100	RPI 101-150	RPI 150+				
13- 9	0- 1	0- 0	OVERALL	0- 2	0- 2	13- 4				
7- 2	0- 0	0- 0	HOME	0- 0	0- 1	7- 1				
6- 7	0- 0	0- 0	AWAY	0- 0	0- 0	6- 0				
0- 0	0- 0	0- 0	NEUTRAL	0- 0	0- 0	0- 0				
5- 5	0- 1	0- 0	NON-CONFERENCE	0- 2	0- 2	5- 0				
2- 1	0- 0	0- 0	HOME	0- 0	0- 1	2- 0				
3- 4	0- 1	0- 0	AWAY	0- 2	0- 1	3- 0				
0- 0	0- 0	0- 0	NEUTRAL	0- 0	0- 0	0- 0				
8- 4	0- 0	0- 0	CONFERENCE	0- 0	0- 0	8- 4				
5- 1	0- 0	0- 0	HOME	0- 0	0- 0	5- 1				
3- 3	0- 0	0- 0	AWAY	0- 0	0- 0	3- 3				
0- 0	0- 0	0- 0	NEUTRAL	0- 0	0- 0	0- 0				

RPI 1-25				RPI 26-50				RPI 51-100				RPI 101+ Team's RPI: 186			
RPI	S	Opponent	Score	RPI	S	Opponent	Score	RPI	S	Opponent	Score	RPI	S	Opponent	Score
20	A	Florida	52 79					53	A	Iowa	50 69	115	A	Youngstown St.	46 55
								92	A	Charlotte	73 94	145	H	Northern Ky.	70 72
												189	H	Delaware	53 50
												213	H	Morgan St.	76 44
												220	A	Bryant	65 71
												220	H	Bryant	55 53
												260	H	Sacred Heart	78 63
												270	A	Monmouth	60 47
												271	A	Ga. Southern	64 49
												277	A	La Salle	76 45
												277	A	Central Conn. St.	39 48
												277	H	Central Conn. St.	72 55
												279	A	Saint Francis (PA)	54 62
												315	H	Fairleigh Dickinson	68 83
												325	A	LIU Brooklyn	52 49
												339	A	Mt. St. Mary's	74 67
												339	H	Mt. St. Mary's	61 56
												342	H	Wagner	64 44
												344	A	St. Francis Brooklyn	62 53
LAST 12 Division I GAMES:															
277	H	Central Conn. St.	72 55	339	H	Mt. St. Mary's	61 56								
220	H	Bryant	55 53	315	H	Fairleigh Dickinson	68 83								
339	A	Mt. St. Mary's	74 67	325	A	LIU Brooklyn	52 49								
279	A	Saint Francis (PA)	54 62	344	A	St. Francis Brooklyn	62 53								
277	A	Central Conn. St.	39 48	342	H	Wagner	64 44								
220	A	Bryant	65 71	260	H	Sacred Heart	78 63								

Non-Div I Games: West Va. Wesleyan 124 59

Robert Morris

■ Loss,
 ■ Non-Conf,
 ■ S Site,
 ■ Home
 ■ A Away
 N Neutral

Average RPI Win:	113	WON-LOST	WINNING	LAST 10	STRENGTH OF	OPP. STRENGTH	TEAM	ADJ.	CONF.	ADJ CONF.
Average RPI Loss:	38	RECORD	PCT. RANK	GAMES	SCHEDULE	OF SCHEDULE	RPI	RPI	RPI	RPI
DIV. I ONLY	15- 10	113	4- 6	17	12	42	42	4	4	
DIV. I NON-CONF.	9- 3	69	0- 0	25	10	18	18	4	4	
TOTALS	RPI 1-25	RPI 26-50	W-L RECORDS	RPI 51-100	RPI 101-150	RPI 150+				
15- 10	1- 3	0- 4	OVERALL	6- 3	6- 0	2- 0				
10- 2	0- 1	0- 1	HOME	4- 0	4- 0	2- 0				
2- 8	0- 2	0- 3	AWAY	1- 3	1- 0	0- 0				
3- 0	1- 0	0- 0	NEUTRAL	1- 0	1- 0	0- 0				
9- 3	1- 1	0- 2	NON-CONFERENCE	3- 0	4- 0	1- 0				
5- 1	0- 0	0- 1	HOME	1- 0	3- 0	1- 0				
1- 2	0- 1	0- 1	AWAY	1- 0	0- 0	0- 0				
3- 0	1- 0	0- 0	NEUTRAL	1- 0	1- 0	0- 0				
6- 7	0- 2	0- 2	CONFERENCE	3- 3	2- 0	1- 0				
5- 1	0- 1	0- 0	HOME	3- 0	1- 0	1- 0				
1- 6	0- 1	0- 2	AWAY	0- 3	1- 0	0- 0				
0- 0	0- 0	0- 0	NEUTRAL	0- 0	0- 0	0- 0				

RPI 1-25				RPI 26-50				Team's RPI: 42				RPI 51-100				RPI 101+			
RPI	S	Opponent	Score	RPI	S	Opponent	Score	RPI	S	Opponent	Score	RPI	S	Opponent	Score	RPI	S	Opponent	Score
5	A	Ohio St.	78 90	26	A	Michigan St.	48 59	53	A	Iowa	65 69	101	N	Virginia	60 48				
5	H	Ohio St.	58 67	37	A	Seton Hall	49 77	62	H	Temple	61 51	112	H	Iona	58 33				
13	A	Florida St.	43 65	43	A	Indiana	48 64	75	A	Nebraska	54 65	119	H	LSU	69 57				
18	N	Green Bay	54 43	45	H	St. John's (NY)	62 69	75	H	Nebraska	66 56	130	H	Arkansas	60 40				
								82	A	Minnesota	72 85	131	A	Penn St.	74 62				
								82	H	Minnesota	66 55	148	H	Wisconsin	61 41				
								83	N	Tulane	75 51	161	H	Illinois	67 54				
								90	H	Northwestern	61 59	296	H	Savannah St.	65 26				
								94	A	Saint Joseph's	78 65								
LAST 12 Division I GAMES:																			
90	H	Northwestern	61 59	26	A	Michigan St.	48 59												
131	A	Penn St.	74 62	75	A	Nebraska	54 65												
82	A	Minnesota	72 85	161	H	Illinois	67 54												
75	H	Nebraska	66 56	5	A	Ohio St.	78 90												
43	A	Indiana	48 64	148	H	Wisconsin	61 41												
5	H	Ohio St.	58 67	53	A	Iowa	65 69												

Non-Div I Games:

Rutgers

■ Loss,
 ■ Non-Conf,
 ■ S Site,
 ■ Home
 ■ A Away
 N Neutral

S
I
U
E

SIUE				Through Games Of Feb. 12, 2016						
Average RPI Win:	246	WON-LOST	WINNING	LAST 10	STRENGTH OF	OPP. STRENGTH	TEAM	ADJ.	CONF.	ADJ CONF.
Average RPI Loss:	153	RECORD	PCT. RANK	GAMES	SCHEDULE	OF SCHEDULE	RPI	RPI	RPI	RPI
DIV. I ONLY	14- 11	137	7- 3	219	268	171	171	24	24	
DIV. I NON-CONF.	5- 8	209	0- 0	121	263	175	175	23	23	

TOTALS	RPI 1-25	RPI 26-50		W-L RECORDS		RPI 51-100	RPI 101-150	RPI 150+		
14- 11	0- 1	0- 1		OVERALL		1- 2	1- 2	12- 5		
8- 3	0- 0	0- 0		HOME		1- 1	1- 1	6- 1		
6- 7	0- 1	0- 1		AWAY		0- 1	0- 1	6- 3		
0- 1	0- 0	0- 0		NEUTRAL		0- 0	0- 0	0- 1		
5- 8	0- 1	0- 1		NON-CONFERENCE		1- 1	0- 2	4- 3		
3- 1	0- 0	0- 0		HOME		1- 0	0- 1	2- 0		
2- 6	0- 1	0- 1		AWAY		0- 1	0- 1	2- 2		
0- 1	0- 0	0- 0		NEUTRAL		0- 0	0- 0	0- 1		
9- 3	0- 0	0- 0		CONFERENCE		0- 1	1- 0	8- 2		
5- 2	0- 0	0- 0		HOME		0- 1	1- 0	4- 1		
4- 1	0- 0	0- 0		AWAY		0- 0	0- 0	4- 1		
0- 0	0- 0	0- 0		NEUTRAL		0- 0	0- 0	0- 0		

S
I
U
E

RPI 1-25				RPI 26-50				RPI 51-100				RPI 101+ Team's RPI: 171			
RPI	S	Opponent	Score	RPI	S	Opponent	Score	RPI	S	Opponent	Score	RPI	S	Opponent	Score
17	A	Oklahoma St.	61 86	30	A	Missouri	46 75	69	A	Central Mich.	65 78	107	H	Belmont	73 60
								76	H	Saint Louis	71 64	114	H	IUPUI	67 85
								87	H	UT Martin	79 85	139	A	Southern Ill.	57 71
												196	H	Southeast Mo. St.	80 73
												207	H	Eastern Ky.	89 74
												223	A	Valparaiso	56 69
												225	A	Western Ill.	74 78
												237	N	Stephen F. Austin	74 82
												244	H	Northern Ill.	93 67
												265	H	Omaha	90 86
												267	A	Tennessee St.	61 73
												274	A	Tennessee Tech	83 68
												275	A	Jacksonville St.	62 57
												276	A	Murray St.	64 61
												276	H	Murray St.	76 79
												281	A	Austin Peay	72 61
												293	H	Morehead St.	90 81
												309	A	Illinois St.	65 57
												310	A	UMKC	63 58
												336	H	Eastern Ill.	87 75
LAST 12 Division I GAMES:															
276	H	Murray St.	76 79	207	H	Eastern Ky.	89 74								
87	H	UT Martin	79 85	293	H	Morehead St.	90 81								
336	H	Eastern Ill.	87 75	267	A	Tennessee St.	61 73								
281	A	Austin Peay	72 61	107	H	Belmont	73 60								
276	A	Murray St.	64 61	274	A	Tennessee Tech	83 68								
196	H	Southeast Mo. St.	80 73	275	A	Jacksonville St.	62 57								

Non-Div I Games:

SIUE

Average RPI Win:	188	WON-LOST	WINNING	LAST 10	STRENGTH OF	OPP. STRENGTH	TEAM	ADJ.	CONF.	ADJ CONF.
Average RPI Loss:	79	RECORD	PCT. RANK	GAMES	SCHEDULE	OF SCHEDULE	RPI	RPI	RPI	RPI
DIV. I ONLY	11- 12	182	5- 5	97	48	157	157	8	8	
DIV. I NON-CONF.	5- 6	180	0- 0	162	17	194	194	7	7	
TOTALS	RPI 1-25	RPI 26-50	W-L RECORDS	RPI 51-100	RPI 101-150	RPI 150+				
11- 12	0- 4	0- 2	OVERALL	1- 3	3- 0	7- 3				
7- 6	0- 2	0- 1	HOME	1- 2	2- 0	4- 1				
2- 5	0- 1	0- 1	AWAY	0- 1	0- 0	2- 2				
2- 1	0- 1	0- 0	NEUTRAL	0- 0	1- 0	1- 0				
5- 6	0- 3	0- 0	NON-CONFERENCE	0- 1	2- 0	3- 2				
3- 3	0- 1	0- 0	HOME	0- 1	1- 0	2- 1				
0- 2	0- 1	0- 0	AWAY	0- 0	0- 0	0- 1				
2- 1	0- 1	0- 0	NEUTRAL	0- 0	1- 0	1- 0				
6- 6	0- 1	0- 2	CONFERENCE	1- 2	1- 0	4- 1				
4- 3	0- 1	0- 1	HOME	1- 1	1- 0	2- 0				
2- 3	0- 0	0- 1	AWAY	0- 1	0- 0	2- 1				
0- 0	0- 0	0- 0	NEUTRAL	0- 0	0- 0	0- 0				

RPI 1-25				RPI 26-50				RPI 51-100				RPI 101+ Team's RPI: 157			
RPI	S	Opponent	Score	RPI	S	Opponent	Score	RPI	S	Opponent	Score	RPI	S	Opponent	Score
2	H	UConn	37 90	41	A	South Fla.	56 83	62	A	Temple	35 55	106	N	Arizona	58 46
9	H	Arizona St.	57 64	41	H	South Fla.	48 66	62	H	Temple	69 67	116	H	Memphis	58 49
15	A	Texas A&M	55 67					83	H	Tulane	42 54	134	H	Northwestern St.	74 36
21	N	Mississippi St.	70 72					95	H	TCU	79 89	170	H	East Carolina	74 67
												181	H	New Mexico	58 63
												183	A	Tulsa	54 56
												192	H	Kansas	73 64
												209	A	Cincinnati	73 55
												212	A	North Texas	57 60
												226	N	Gardner-Webb	69 61
												255	A	Houston	50 48
												266	H	UCF	65 50
												337	H	Cal St. Fullerton	74 53
LAST 12 Division I GAMES:															
170	H	East Carolina	74 67	83	H	Tulane	42 54								
266	H	UCF	65 50	116	H	Memphis	58 49								
62	A	Temple	35 55	255	A	Houston	50 48								
41	H	South Fla.	48 66	41	A	South Fla.	56 83								
209	A	Cincinnati	73 55	62	H	Temple	69 67								
2	H	UConn	37 90	183	A	Tulsa	54 56								

Non-Div I Games:

SMU

■ Loss,
■ Non-Conf,
■ S Site,
■ H Home
■ A Away
N Neutral

Average RPI Win:	248	WON-LOST	WINNING	LAST 10	STRENGTH OF	OPP. STRENGTH	TEAM	ADJ.	CONF.	ADJ CONF.
Average RPI Loss:	138	RECORD	PCT. RANK	GAMES	SCHEDULE	OF SCHEDULE	RPI	RPI	RPI	RPI
DIV. I ONLY	8- 14	247	4- 6	84	291	197	197	19	19	
DIV. I NON-CONF.	3- 8	258	0- 1	106	150	207	207	21	21	
TOTALS	RPI 1-25	RPI 26-50	W-L RECORDS	RPI 51-100	RPI 101-150	RPI 150+				
8- 14	0- 1	0- 0	OVERALL	0- 3	0- 3	8- 7				
4- 6	0- 1	0- 0	HOME	0- 0	0- 3	4- 2				
4- 7	0- 0	0- 0	AWAY	0- 2	0- 0	4- 5				
0- 1	0- 0	0- 0	NEUTRAL	0- 1	0- 0	0- 0				
3- 8	0- 1	0- 0	NON-CONFERENCE	0- 3	0- 2	3- 2				
1- 3	0- 1	0- 0	HOME	0- 0	0- 2	1- 0				
2- 4	0- 0	0- 0	AWAY	0- 2	0- 0	2- 2				
0- 1	0- 0	0- 0	NEUTRAL	0- 1	0- 0	0- 0				
5- 6	0- 0	0- 0	CONFERENCE	0- 0	0- 1	5- 5				
3- 3	0- 0	0- 0	HOME	0- 0	0- 1	3- 2				
2- 3	0- 0	0- 0	AWAY	0- 0	0- 0	2- 3				
0- 0	0- 0	0- 0	NEUTRAL	0- 0	0- 0	0- 0				

RPI 1-25				RPI 26-50				RPI 51-100				RPI 101+ Team's RPI: 197			
RPI	S	Opponent	Score	RPI	S	Opponent	Score	RPI	S	Opponent	Score	RPI	S	Opponent	Score
10	H	UCLA	76 109					54	N	Villanova	54 78	113	H	San Francisco	94 95
								79	A	California	99 117	129	H	Hawaii	72 74
								100	A	New Mexico St.	77 80	147	H	Idaho	88 98
												160	A	Montana St.	99 116
												160	H	Montana St.	79 80
												181	A	New Mexico	71 84
												187	A	UC Davis	92 77
												188	H	Eastern Wash.	83 100
												191	A	Weber St.	66 77
												191	H	Weber St.	87 64
												195	A	Cal Poly	72 97
												199	A	Idaho St.	68 59
												211	A	Utah St.	95 86
												221	A	Montana	83 90
												221	H	Montana	83 75
												323	A	Portland St.	126 78
												323	H	Portland St.	132 91
												327	H	UC Irvine	126 78
LAST 12 Division I GAMES:															
191	H	Weber St.	87 64	191	A	Weber St.	66 77								
160	A	Montana St.	99 116	199	A	Idaho St.	68 59								
221	A	Montana	83 90	221	H	Montana	83 75								
188	H	Eastern Wash.	83 100	160	H	Montana St.	79 80								
147	H	Idaho	88 98	323	H	Portland St.	132 91								
323	A	Portland St.	126 78	195	A	Cal Poly	72 97								

Non-Div I Games:

Sacramento St.

Sacred Heart

Through Games Of Feb. 12, 2016

Average RPI Win:	313	WON-LOST	WINNING	LAST 10	STRENGTH OF	OPP. STRENGTH	TEAM	ADJ.	CONF.	ADJ CONF.
Average RPI Loss:	171	RECORD	PCT. RANK	GAMES	SCHEDULE	OF SCHEDULE	RPI	RPI	RPI	RPI
DIV. I ONLY	12- 11	159	9- 1	329	335	260	260	31	31	
DIV. I NON-CONF.	2- 9	296	0- 0	257	192	315	315	32	32	
TOTALS	RPI 1-25	RPI 26-50	W-L RECORDS	RPI 51-100	RPI 101-150	RPI 150+				
12- 11	0- 0	0- 1	OVERALL	0- 1	0- 3	12- 6				
6- 4	0- 0	0- 0	HOME	0- 0	0- 1	6- 3				
5- 6	0- 0	0- 1	AWAY	0- 1	0- 1	5- 3				
1- 1	0- 0	0- 0	NEUTRAL	0- 0	0- 1	1- 0				
2- 9	0- 0	0- 1	NON-CONFERENCE	0- 1	0- 3	2- 4				
1- 3	0- 0	0- 0	HOME	0- 0	0- 1	1- 2				
0- 5	0- 0	0- 1	AWAY	0- 1	0- 1	0- 2				
1- 1	0- 0	0- 0	NEUTRAL	0- 0	0- 1	1- 0				
10- 2	0- 0	0- 0	CONFERENCE	0- 0	0- 0	10- 2				
5- 1	0- 0	0- 0	HOME	0- 0	0- 0	5- 1				
5- 1	0- 0	0- 0	AWAY	0- 0	0- 0	5- 1				
0- 0	0- 0	0- 0	NEUTRAL	0- 0	0- 0	0- 0				

RPI 1-25			RPI 26-50			RPI 51-100			RPI 101+ Team's RPI: 260		
RPI	S	Opponent	Score	RPI	S	Opponent	Score	RPI	S	Opponent	Score
				45	A	St. John's (NY)	54 67	62	A	Temple	62 92
								131	A	Penn St.	46 83
								132	N	La.-Lafayette	58 60
								138	H	Buffalo	53 66
								186	A	Robert Morris	63 78
								206	H	Hartford	67 68
								218	A	Fairfield	50 61
								220	H	Bryant	59 61
								230	H	Binghamton	69 60
								258	H	New Hampshire	69 81
								277	A	Central Conn. St.	61 57
								279	A	Saint Francis (PA)	81 77
								287	A	Vermont	51 53
								294	N	Coastal Caro.	71 62
								315	H	Fairleigh Dickinson	72 61
								325	A	LIU Brooklyn	62 53
								325	H	LIU Brooklyn	71 47
								339	H	Mt. St. Mary's	61 58
								342	A	Wagner	77 73
								342	H	Wagner	73 62
								344	A	St. Francis Brooklyn	68 51
								344	H	St. Francis Brooklyn	63 55
LAST 12 Division I GAMES:											
325	H	LIU Brooklyn	71 47	277	A	Central Conn. St.	61 57				
344	H	St. Francis Brooklyn	63 55	344	A	St. Francis Brooklyn	68 51				
325	A	LIU Brooklyn	62 53	342	H	Wagner	73 62				
220	H	Bryant	59 61	315	H	Fairleigh Dickinson	72 61				
339	H	Mt. St. Mary's	61 58	279	A	Saint Francis (PA)	81 77				
342	A	Wagner	77 73	186	A	Robert Morris	63 78				

Non-Div I Games:

Sacred Heart

■ Loss,
 ■ Non-Conf,
 ■ S Site,
 ■ Home
 ■ A Away
 N Neutral

Saint Francis (PA)

Through Games Of Feb. 12, 2016

Average RPI Win:	296	WON-LOST	WINNING	LAST 10	STRENGTH OF	OPP. STRENGTH	TEAM	ADJ.	CONF.	ADJ CONF.
Average RPI Loss:	193	RECORD	PCT. RANK	GAMES	SCHEDULE	OF SCHEDULE	RPI	RPI	RPI	RPI
DIV. I ONLY	8- 14	247	6- 4	274	334	279	279	31	31	
DIV. I NON-CONF.	1- 9	325	0- 0	148	176	303	303	32	32	
TOTALS	RPI 1-25	RPI 26-50	W-L RECORDS	RPI 51-100	RPI 101-150	RPI 150+				
8- 14	0- 1	0- 1	OVERALL	0- 0	0- 2	8- 10				
6- 3	0- 0	0- 0	HOME	0- 0	0- 1	6- 2				
2- 10	0- 1	0- 1	AWAY	0- 0	0- 1	2- 7				
0- 1	0- 0	0- 0	NEUTRAL	0- 0	0- 0	0- 1				
1- 9	0- 1	0- 1	NON-CONFERENCE	0- 0	0- 2	1- 5				
1- 1	0- 0	0- 0	HOME	0- 0	0- 1	1- 0				
0- 7	0- 1	0- 1	AWAY	0- 0	0- 1	0- 4				
0- 1	0- 0	0- 0	NEUTRAL	0- 0	0- 0	0- 1				
7- 5	0- 0	0- 0	CONFERENCE	0- 0	0- 0	7- 5				
5- 2	0- 0	0- 0	HOME	0- 0	0- 0	5- 2				
2- 3	0- 0	0- 0	AWAY	0- 0	0- 0	2- 3				
0- 0	0- 0	0- 0	NEUTRAL	0- 0	0- 0	0- 0				

RPI 1-25				RPI 26-50				RPI 51-100				RPI 101+ Team's RPI: 279			
RPI	S	Opponent	Score	RPI	S	Opponent	Score	RPI	S	Opponent	Score	RPI	S	Opponent	Score
20	A	Florida	65 122	32	A	Ohio	65 91					136	A	Marshall	73 81
												144	H	Pittsburgh	59 74
												163	A	Cornell	69 75
												186	H	Robert Morris	62 54
												207	N	Eastern Ky.	82 88
												209	A	Cincinnati	86 93
												217	A	Canisius	52 77
												220	A	Bryant	72 84
												220	H	Bryant	85 72
												228	A	Columbia	78 82
												260	H	Sacred Heart	77 81
												277	A	Central Conn. St.	51 66
												277	H	Central Conn. St.	59 79
												294	H	Coastal Caro.	106 74
												315	A	Fairleigh Dickinson	72 73
												315	H	Fairleigh Dickinson	87 67
												325	A	LIU Brooklyn	84 75
												339	H	Mt. St. Mary's	87 57
												342	H	Wagner	93 78
												344	A	St. Francis Brooklyn	83 76
LAST 12 Division I GAMES:															
220	H	Bryant	85 72	315	H	Fairleigh Dickinson	87 67								
277	H	Central Conn. St.	59 79	339	H	Mt. St. Mary's	87 57								
315	A	Fairleigh Dickinson	72 73	344	A	St. Francis Brooklyn	83 76								
186	H	Robert Morris	62 54	325	A	LIU Brooklyn	84 75								
220	A	Bryant	72 84	260	H	Sacred Heart	77 81								
277	A	Central Conn. St.	51 66	342	H	Wagner	93 78								

Non-Div I Games: Pitt.-Johnstown 82 78

Saint Francis (PA)

■ Loss,
 ■ Non-Conf,
 ■ S Site,
 ■ Home
 ■ A Away
 N Neutral

Saint Joseph's

Through Games Of Feb. 12, 2016

Average RPI Win:	149	WON-LOST	WINNING	LAST 10	STRENGTH OF	OPP. STRENGTH	TEAM	ADJ.	CONF.	ADJ CONF.
Average RPI Loss:	69	RECORD	PCT. RANK	GAMES	SCHEDULE	OF SCHEDULE	RPI	RPI	RPI	RPI
DIV. I ONLY	11- 12	182	5- 5	15	77	94	94	7	7	
DIV. I NON-CONF.	6- 6	160	1- 0	3	43	51	51	8	8	
TOTALS	RPI 1-25	RPI 26-50	W-L RECORDS	RPI 51-100	RPI 101-150	RPI 150+				
11- 12	0- 2	1- 4	OVERALL	4- 3	0- 1	6- 2				
7- 7	0- 1	1- 4	HOME	2- 1	0- 1	4- 0				
4- 5	0- 1	0- 0	AWAY	2- 2	0- 0	2- 2				
0- 0	0- 0	0- 0	NEUTRAL	0- 0	0- 0	0- 0				
6- 6	0- 1	1- 2	NON-CONFERENCE	3- 2	0- 1	2- 0				
4- 4	0- 1	1- 2	HOME	2- 0	0- 1	1- 0				
2- 2	0- 0	0- 0	AWAY	1- 2	0- 0	1- 0				
0- 0	0- 0	0- 0	NEUTRAL	0- 0	0- 0	0- 0				
5- 6	0- 1	0- 2	CONFERENCE	1- 1	0- 0	4- 2				
3- 3	0- 0	0- 2	HOME	0- 1	0- 0	3- 0				
2- 3	0- 1	0- 0	AWAY	1- 0	0- 0	1- 2				
0- 0	0- 0	0- 0	NEUTRAL	0- 0	0- 0	0- 0				

RPI 1-25				RPI 26-50				RPI 51-100 Team's RPI: 94				RPI 101+			
RPI	S	Opponent	Score	RPI	S	Opponent	Score	RPI	S	Opponent	Score	RPI	S	Opponent	Score
1	H	Notre Dame	55 91	35	H	George Washington	45 70	54	A	Villanova	49 55	112	H	Iona	75 81
25	A	St. Bonaventure	51 65	37	H	Seton Hall	54 66	62	A	Temple	70 67	159	A	Fordham	40 47
				39	H	Penn	50 46	67	A	Hofstra	62 75	159	H	Fordham	61 51
				42	H	Rutgers	65 78	69	H	Central Mich.	76 66	168	H	UMBC	104 45
				49	H	Dayton	61 71	76	H	Saint Louis	66 77	175	A	George Mason	41 55
								85	H	Drexel	53 46	204	A	Lehigh	63 62
								98	A	VCU	66 63	222	H	Richmond	64 53
												261	A	Massachusetts	62 58
												277	H	La Salle	64 55
LAST 12 Division I GAMES:															
159	H	Fordham	61 51	159	A	Fordham	40 47								
175	A	George Mason	41 55	222	H	Richmond	64 53								
277	H	La Salle	64 55	98	A	VCU	66 63								
25	A	St. Bonaventure	51 65	261	A	Massachusetts	62 58								
49	H	Dayton	61 71	35	H	George Washington	45 70								
76	H	Saint Louis	66 77	69	H	Central Mich.	76 66								

Non-Div I Games:

Saint Joseph's

■ Loss,
 ■ Non-Conf,
 ■ S Site,
 ■ H Home
 ■ A Away
 N Neutral

Saint Louis

Through Games Of Feb. 12, 2016

Average RPI Win:	205	WON-LOST	WINNING	LAST 10	STRENGTH OF	OPP. STRENGTH	TEAM	ADJ.	CONF.	ADJ CONF.
Average RPI Loss:	92	RECORD	PCT. RANK	GAMES	SCHEDULE	OF SCHEDULE	RPI	RPI	RPI	RPI
DIV. I ONLY	17- 6	53	8- 2	192	135	76	76	7	7	
DIV. I NON-CONF.	9- 3	69	1- 0	260	286	101	101	8	8	
TOTALS	RPI 1-25	RPI 26-50	W-L RECORDS	RPI 51-100	RPI 101-150	RPI 150+				
17- 6	0- 1	1- 1	OVERALL	2- 2	2- 0	12- 2				
8- 1	0- 0	1- 0	HOME	0- 0	0- 0	7- 1				
8- 5	0- 1	0- 1	AWAY	2- 2	2- 0	4- 1				
1- 0	0- 0	0- 0	NEUTRAL	0- 0	0- 0	1- 0				
9- 3	0- 0	0- 0	NON-CONFERENCE	0- 2	2- 0	7- 1				
4- 0	0- 0	0- 0	HOME	0- 0	0- 0	4- 0				
4- 3	0- 0	0- 0	AWAY	0- 2	2- 0	2- 1				
1- 0	0- 0	0- 0	NEUTRAL	0- 0	0- 0	1- 0				
8- 3	0- 1	1- 1	CONFERENCE	2- 0	0- 0	5- 1				
4- 1	0- 0	1- 0	HOME	0- 0	0- 0	3- 1				
4- 2	0- 1	0- 1	AWAY	2- 0	0- 0	2- 0				
0- 0	0- 0	0- 0	NEUTRAL	0- 0	0- 0	0- 0				

RPI 1-25				RPI 26-50				RPI 51-100				Team's RPI: 76	RPI 101+			
RPI	S	Opponent	Score	RPI	S	Opponent	Score	RPI	S	Opponent	Score		RPI	S	Opponent	Score
25	A	St. Bonaventure	59 80	35	A	George Washington	80 89	65	A	Ball St.	70 79		116	A	Memphis	63 57
				49	H	Dayton	70 56	83	A	Tulane	58 66		126	A	Mercer	68 60
								94	A	Saint Joseph's	77 66		158	A	Davidson	79 50
								98	A	VCU	77 72		171	A	SIUE	64 71
													175	A	George Mason	61 50
													175	H	George Mason	63 73
													183	H	Tulsa	82 73
													196	H	Southeast Mo. St.	67 52
													222	H	Richmond	73 48
													249	A	Indiana St.	62 52
													261	H	Massachusetts	69 49
													277	H	La Salle	79 70
													303	N	Cleveland St.	76 65
													305	H	Bradley	75 58
													336	H	Eastern Ill.	78 47
													345	A	Alabama A&M	91 60
LAST 12 Division I GAMES:																
25	A	St. Bonaventure	59 80	49	H	Dayton	70 56									
222	H	Richmond	73 48	261	H	Massachusetts	69 49									
35	A	George Washington	80 89	158	A	Davidson	79 50									
175	A	George Mason	61 50	98	A	VCU	77 72									
277	H	La Salle	79 70	175	H	George Mason	63 73									
94	A	Saint Joseph's	77 66	305	H	Bradley	75 58									

Non-Div I Games: Mo.-St. Louis 67 31

Saint Louis

■ Loss,
 ■ Non-Conf,
 ■ S Site,
 ■ Home
 ■ A Away
 N Neutral

Saint Peter's

Through Games Of Feb. 12, 2016

Average RPI Win:	252	WON-LOST	WINNING	LAST 10	STRENGTH OF	OPP. STRENGTH	TEAM	ADJ.	CONF.	ADJ CONF.
Average RPI Loss:	202	RECORD	PCT. RANK	GAMES	SCHEDULE	OF SCHEDULE	RPI	RPI	RPI	RPI
DIV. I ONLY	4- 20	321	1- 9	233	309	333	333	23	23	
DIV. I NON-CONF.	2- 7	280	0- 0	140	344	291	291	24	24	
TOTALS	RPI 1-25	RPI 26-50	W-L RECORDS	RPI 51-100	RPI 101-150	RPI 150+				
4- 20	0- 1	0- 1	OVERALL	0- 0	0- 3	4- 15				
4- 9	0- 1	0- 0	HOME	0- 0	0- 2	4- 6				
0- 11	0- 0	0- 0	AWAY	0- 0	0- 1	0- 0				
0- 0	0- 0	0- 0	NEUTRAL	0- 0	0- 0	0- 0				
2- 7	0- 1	0- 1	NON-CONFERENCE	0- 0	0- 1	2- 4				
2- 3	0- 1	0- 0	HOME	0- 0	0- 1	2- 1				
0- 4	0- 0	0- 1	AWAY	0- 0	0- 0	0- 3				
0- 0	0- 0	0- 0	NEUTRAL	0- 0	0- 0	0- 0				
2- 13	0- 0	0- 0	CONFERENCE	0- 0	0- 2	2- 11				
2- 6	0- 0	0- 0	HOME	0- 0	0- 1	2- 5				
0- 7	0- 0	0- 0	AWAY	0- 0	0- 1	0- 6				
0- 0	0- 0	0- 0	NEUTRAL	0- 0	0- 0	0- 0				

RPI 1-25				RPI 26-50				RPI 51-100				RPI 101+ Team's RPI: 333			
RPI	S	Opponent	Score	RPI	S	Opponent	Score	RPI	S	Opponent	Score	RPI	S	Opponent	Score
24	H	Duquesne	38 63	37	A	Seton Hall	65 81					109	A	Quinnipiac	49 66
												112	H	Iona	51 65
												125	H	Stony Brook	35 69
												174	H	Brown	79 67
												180	A	Marist	46 69
												180	H	Marist	55 74
												204	A	Lehigh	42 74
												214	A	Siena	58 59
												214	H	Siena	55 64
												217	A	Canisius	42 54
												217	H	Canisius	53 60
												218	A	Fairfield	49 76
												218	H	Fairfield	56 46
												232	A	Manhattan	47 64
												247	H	Navy	39 50
												270	H	Monmouth	67 62
												290	A	Niagara	46 51
												290	H	Niagara	48 52
												292	H	Rider	67 68
												315	A	Fairleigh Dickinson	52 73
												330	A	Lafayette	69 72
												344	H	St. Francis Brooklyn	44 40
LAST 12 Division I GAMES:															
218	A	Fairfield	49 76	232	A	Manhattan	47 64								
292	H	Rider	67 68	290	A	Niagara	46 51								
180	H	Marist	55 74	217	A	Canisius	42 54								
109	A	Quinnipiac	49 66	218	H	Fairfield	56 46								
214	H	Siena	55 64	290	H	Niagara	48 52								
180	A	Marist	46 69	270	H	Monmouth	67 62								

Non-Div I Games:

Saint Peter's

■ Loss,
 ■ Non-Conf,
 ■ S Site,
 ■ H Home
 ■ A Away
 N Neutral

Average RPI Win:	301	WON-LOST	WINNING	LAST 10	STRENGTH OF	OPP. STRENGTH	TEAM	ADJ.	CONF.	ADJ CONF.
Average RPI Loss:	148	RECORD	PCT. RANK	GAMES	SCHEDULE	OF SCHEDULE	RPI	RPI	RPI	RPI
DIV. I ONLY	6- 14	276	3- 7	215	219	239	239	27	27	
DIV. I NON-CONF.	2- 6	272	0- 0	84	62	163	163	26	26	
TOTALS	RPI 1-25	RPI 26-50	W-L RECORDS	RPI 51-100	RPI 101-150	RPI 150+				
6- 14	0- 2	0- 1	OVERALL	0- 3	0- 2	6- 6				
2- 3	0- 0	0- 0	HOME	0- 1	0- 0	2- 2				
4- 10	0- 1	0- 1	AWAY	0- 2	0- 2	4- 4				
0- 1	0- 1	0- 0	NEUTRAL	0- 0	0- 0	0- 0				
2- 6	0- 2	0- 1	NON-CONFERENCE	0- 1	0- 1	2- 1				
0- 1	0- 0	0- 0	HOME	0- 0	0- 0	0- 1				
2- 4	0- 1	0- 1	AWAY	0- 1	0- 1	2- 0				
0- 1	0- 1	0- 0	NEUTRAL	0- 0	0- 0	0- 0				
4- 8	0- 0	0- 0	CONFERENCE	0- 2	0- 1	4- 5				
2- 2	0- 0	0- 0	HOME	0- 1	0- 0	2- 1				
2- 6	0- 0	0- 0	AWAY	0- 1	0- 1	2- 4				
0- 0	0- 0	0- 0	NEUTRAL	0- 0	0- 0	0- 0				

RPI 1-25				RPI 26-50				RPI 51-100				RPI 101+ Team's RPI: 239			
RPI	S	Opponent	Score	RPI	S	Opponent	Score	RPI	S	Opponent	Score	RPI	S	Opponent	Score
7	A	Texas	49 83	46	A	Kansas St.	50 78	64	A	Abilene Christian	55 67	130	A	Arkansas	47 67
13	N	Florida St.	37 94					64	H	Abilene Christian	76 87	134	A	Northwestern St.	49 69
								95	A	TCU	59 85	169	A	McNeese St.	79 82
												233	A	Texas Southern	53 51
												234	A	Houston Baptist	63 67
												237	A	Stephen F. Austin	63 70
												242	H	Rice	46 58
												280	A	Lamar	78 76
												306	H	Southeastern La.	80 56
												311	H	Nicholls St.	63 67
												321	A	A&M-Corpus Christi	71 81
												322	A	Incarinate Word	65 60
												325	A	LIU Brooklyn	63 56
												340	H	New Orleans	64 52
LAST 12 Division I GAMES:															
64	A	Abilene Christian	55 67	169	A	McNeese St.	79 82								
321	A	A&M-Corpus Christi	71 81	311	H	Nicholls St.	63 67								
234	A	Houston Baptist	63 67	340	H	New Orleans	64 52								
280	A	Lamar	78 76	306	H	Southeastern La.	80 56								
237	A	Stephen F. Austin	63 70	134	A	Northwestern St.	49 69								
64	H	Abilene Christian	76 87	322	A	Incarinate Word	65 60								

Non-Div I Games: LSU-Alexandria 85 50 Our Lady Of The Lak67 56

Sam Houston St.

Loss, Non-Conf, S Site, H Home A Away N Neutral

Average RPI Win:	243	WON-LOST	WINNING	LAST 10	STRENGTH OF	OPP. STRENGTH	TEAM	ADJ.	CONF.	ADJ CONF.
Average RPI Loss:	98	RECORD	PCT. RANK	GAMES	SCHEDULE	OF SCHEDULE	RPI	RPI	RPI	RPI
DIV. I ONLY	14- 8	99	8- 2	254	173	121	121	17	17	
DIV. I NON-CONF.	6- 7	176	1- 2	200	165	143	143	16	16	
TOTALS	RPI 1-25	RPI 26-50	W-L RECORDS	RPI 51-100	RPI 101-150	RPI 150+				
14- 8	0- 1	0- 1	OVERALL	1- 2	2- 2	11- 2				
5- 2	0- 0	0- 0	HOME	1- 0	1- 2	3- 0				
8- 6	0- 1	0- 1	AWAY	0- 2	1- 0	7- 2				
1- 0	0- 0	0- 0	NEUTRAL	0- 0	0- 0	1- 0				
6- 7	0- 1	0- 1	NON-CONFERENCE	0- 2	1- 1	5- 2				
1- 1	0- 0	0- 0	HOME	0- 0	0- 1	1- 0				
4- 6	0- 1	0- 1	AWAY	0- 2	1- 0	3- 2				
1- 0	0- 0	0- 0	NEUTRAL	0- 0	0- 0	1- 0				
8- 1	0- 0	0- 0	CONFERENCE	1- 0	1- 1	6- 0				
4- 1	0- 0	0- 0	HOME	1- 0	1- 1	2- 0				
4- 0	0- 0	0- 0	AWAY	0- 0	0- 0	4- 0				
0- 0	0- 0	0- 0	NEUTRAL	0- 0	0- 0	0- 0				

RPI 1-25				RPI 26-50				RPI 51-100				RPI 101+ Team's RPI: 121			
RPI	S	Opponent	Score	RPI	S	Opponent	Score	RPI	S	Opponent	Score	RPI	S	Opponent	Score
21	A	Mississippi St.	47 68	43	A	Indiana	56 65	59	H	Chattanooga	48 43	119	A	LSU	47 44
								80	A	Georgia Tech	55 66	124	H	Harvard	54 60
								87	A	UT Martin	50 52	126	H	Mercer	60 63
												143	H	ETSU	55 47
												151	A	UAB	41 61
												152	A	Southern Miss.	48 56
												184	H	Troy	73 69
												210	A	Furman	58 45
												275	A	Jacksonville St.	50 39
												284	A	Alabama St.	54 35
												288	A	UNCG	57 52
												288	H	UNCG	80 49
												300	A	Western Caro.	59 42
												300	H	Western Caro.	57 52
												302	A	Wofford	58 39
												311	N	Nicholls St.	45 43
												345	A	Alabama A&M	54 30
LAST 12 Division I GAMES:															
300	H	Western Caro.	57 52	126	H	Mercer	60 63								
288	H	UNCG	80 49	288	A	UNCG	57 52								
302	A	Wofford	58 39	300	A	Western Caro.	59 42								
210	A	Furman	58 45	124	H	Harvard	54 60								
59	H	Chattanooga	48 43	119	A	LSU	47 44								
143	H	ETSU	55 47	151	A	UAB	41 61								

Non-Div I Games: AUM 82 32 Shorter 53 33

Samford

■ Loss,
 ■ Non-Conf,
 ■ S Site,
 ■ Home
 ■ A Away
 N Neutral

Average RPI Win:	190	WON-LOST	WINNING	LAST 10	STRENGTH OF	OPP. STRENGTH	TEAM	ADJ.	CONF.	ADJ CONF.
Average RPI Loss:	62	RECORD	PCT. RANK	GAMES	SCHEDULE	OF SCHEDULE	RPI	RPI	RPI	RPI
DIV. I ONLY	20- 4	20	8- 2	210	94	71	71	9	9	
DIV. I NON-CONF.	9- 1	22	0- 0	319	118	113	113	9	9	
TOTALS	RPI 1-25	RPI 26-50	W-L RECORDS	RPI 51-100	RPI 101-150	RPI 150+				
20- 4	1- 0	0- 0	OVERALL	2- 4	4- 0	13- 0				
10- 3	1- 0	0- 0	HOME	1- 3	2- 0	6- 0				
10- 1	0- 0	0- 0	AWAY	1- 1	2- 0	7- 0				
0- 0	0- 0	0- 0	NEUTRAL	0- 0	0- 0	0- 0				
9- 1	0- 0	0- 0	NON-CONFERENCE	0- 1	3- 0	6- 0				
4- 1	0- 0	0- 0	HOME	0- 1	2- 0	2- 0				
5- 0	0- 0	0- 0	AWAY	0- 0	1- 0	4- 0				
0- 0	0- 0	0- 0	NEUTRAL	0- 0	0- 0	0- 0				
11- 3	1- 0	0- 0	CONFERENCE	2- 3	1- 0	7- 0				
6- 2	1- 0	0- 0	HOME	1- 2	0- 0	4- 0				
5- 1	0- 0	0- 0	AWAY	1- 1	1- 0	3- 0				
0- 0	0- 0	0- 0	NEUTRAL	0- 0	0- 0	0- 0				

RPI 1-25				RPI 26-50				RPI 51-100 Team's RPI: 71				RPI 101+			
RPI	S	Opponent	Score	RPI	S	Opponent	Score	RPI	S	Opponent	Score	RPI	S	Opponent	Score
14	H	BYU	78 65					58	A	Santa Clara	70 58	106	H	Arizona	59 54
								58	H	Santa Clara	47 61	110	H	Akron	86 65
								61	A	St. Mary's (CA)	60 68	113	A	San Francisco	67 58
								61	H	St. Mary's (CA)	68 73	140	A	Fresno St.	72 68
								68	H	Washington St.	72 78	160	A	Montana St.	62 49
								88	H	Gonzaga	63 54	164	A	Pacific	59 56
												164	H	Pacific	69 56
												223	H	Valparaiso	76 60
												235	A	Loyola Marymount	75 67
												235	H	Loyola Marymount	82 58
												246	A	San Diego St.	60 53
												252	A	Pepperdine	70 54
												252	H	Pepperdine	74 55
												283	H	Portland	71 43
												285	H	CSUN	86 64
												326	A	Nevada	84 47
												337	A	Cal St. Fullerton	53 44
LAST 12 Division I GAMES:															
58	H	Santa Clara	47 61	252	H	Pepperdine	74 55								
164	A	Pacific	59 56	88	H	Gonzaga	63 54								
61	A	St. Mary's (CA)	60 68	283	H	Portland	71 43								
235	A	Loyola Marymount	75 67	58	A	Santa Clara	70 58								
252	A	Pepperdine	70 54	113	A	San Francisco	67 58								
235	H	Loyola Marymount	82 58	61	H	St. Mary's (CA)	68 73								

Non-Div I Games: Hope Int'l 90 52

San Diego

■ Loss,
 ■ Non-Conf,
 ■ S Site,
 ■ Home
 ■ A Away
 N Neutral

Average RPI Win:	237	WON-LOST	WINNING	LAST 10	STRENGTH OF	OPP. STRENGTH	TEAM	ADJ.	CONF.	ADJ CONF.
Average RPI Loss:	151	RECORD	PCT. RANK	GAMES	SCHEDULE	OF SCHEDULE	RPI	RPI	RPI	RPI
DIV. I ONLY	7- 15	268	2- 8	153	221	246	246	20	20	
DIV. I NON-CONF.	4- 6	201	0- 0	240	221	254	254	20	20	
TOTALS	RPI 1-25	RPI 26-50	W-L RECORDS	RPI 51-100	RPI 101-150	RPI 150+				
7- 15	0- 0	0- 1	OVERALL	0- 4	2- 2	5- 8				
4- 8	0- 0	0- 0	HOME	0- 3	2- 1	2- 4				
3- 7	0- 0	0- 1	AWAY	0- 1	0- 1	3- 4				
0- 0	0- 0	0- 0	NEUTRAL	0- 0	0- 0	0- 0				
4- 6	0- 0	0- 1	NON-CONFERENCE	0- 2	1- 0	3- 3				
3- 3	0- 0	0- 0	HOME	0- 2	1- 0	2- 1				
1- 3	0- 0	0- 1	AWAY	0- 0	0- 0	1- 2				
0- 0	0- 0	0- 0	NEUTRAL	0- 0	0- 0	0- 0				
3- 9	0- 0	0- 0	CONFERENCE	0- 2	1- 2	2- 5				
1- 5	0- 0	0- 0	HOME	0- 1	1- 1	0- 3				
2- 4	0- 0	0- 0	AWAY	0- 1	0- 1	2- 2				
0- 0	0- 0	0- 0	NEUTRAL	0- 0	0- 0	0- 0				

RPI S	Opponent	Score	RPI S	Opponent	Score	RPI S	Opponent	Score	RPI S	Opponent	Score	Team's RPI: 246
28	A Washington	51 80	51	A Colorado St.	54 70	127	H Boise St.	45 75				
			51	H Colorado St.	57 60	140	A Fresno St.	49 54				
			71	H San Diego	53 60	140	H Fresno St.	65 54				
			72	H UC Riverside	68 85	148	H Wisconsin	63 57				
						156	A Long Beach St.	54 74				
						181	A New Mexico	51 46				
						187	H UC Davis	54 65				
						194	H UNLV	41 55				
						203	A San Jose St.	73 78				
						211	A Utah St.	59 72				
						211	H Utah St.	36 55				
						235	A Loyola Marymount	65 92				
						248	A Wyoming	84 77				
						285	A CSUN	67 65				
						318	H North Dakota St.	64 54				
						326	H Nevada	64 70				
						337	H Cal St. Fullerton	54 43				
LAST 12 Division I GAMES:												
140	H Fresno St.	65 54	140	A Fresno St.	49 54							
181	A New Mexico	51 46	127	H Boise St.	45 75							
51	A Colorado St.	54 70	51	H Colorado St.	57 60							
194	H UNLV	41 55	203	A San Jose St.	73 78							
326	H Nevada	64 70	211	H Utah St.	36 55							
211	A Utah St.	59 72	248	A Wyoming	84 77							

Non-Div I Games: San Diego Christian60 25

San Diego St.

San Francisco

Through Games Of Feb. 12, 2016

Average RPI Win:	202	WON-LOST	WINNING	LAST 10	STRENGTH OF	OPP. STRENGTH	TEAM	ADJ.	CONF.	ADJ CONF.
Average RPI Loss:	94	RECORD	PCT. RANK	GAMES	SCHEDULE	OF SCHEDULE	RPI	RPI	RPI	RPI
DIV. I ONLY	12- 10	144	5- 5	133	98	113	113	9	9	
DIV. I NON-CONF.	7- 2	57	0- 0	238	175	94	94	9	9	
TOTALS	RPI 1-25	RPI 26-50	W-L RECORDS	RPI 51-100	RPI 101-150	RPI 150+				
12- 10	0- 2	0- 0	OVERALL	2- 5	1- 0	9- 3				
4- 5	0- 1	0- 0	HOME	2- 3	1- 0	1- 1				
8- 5	0- 1	0- 0	AWAY	0- 2	0- 0	8- 2				
0- 0	0- 0	0- 0	NEUTRAL	0- 0	0- 0	0- 0				
7- 2	0- 0	0- 0	NON-CONFERENCE	1- 0	1- 0	5- 2				
2- 1	0- 0	0- 0	HOME	1- 0	1- 0	0- 1				
5- 1	0- 0	0- 0	AWAY	0- 0	0- 0	5- 1				
0- 0	0- 0	0- 0	NEUTRAL	0- 0	0- 0	0- 0				
5- 8	0- 2	0- 0	CONFERENCE	1- 5	0- 0	4- 1				
2- 4	0- 1	0- 0	HOME	1- 3	0- 0	1- 0				
3- 4	0- 1	0- 0	AWAY	0- 2	0- 0	3- 1				
0- 0	0- 0	0- 0	NEUTRAL	0- 0	0- 0	0- 0				

RPI 1-25				RPI 26-50				RPI 51-100				RPI 101+ Team's RPI: 113			
RPI	S	Opponent	Score	RPI	S	Opponent	Score	RPI	S	Opponent	Score	RPI	S	Opponent	Score
14	A	BYU	62 65					58	A	Santa Clara	57 68	117	H	North Dakota	74 57
14	H	BYU	57 66					58	H	Santa Clara	57 59	156	A	Long Beach St.	66 52
								61	H	St. Mary's (CA)	68 78	164	A	Pacific	57 70
								71	H	San Diego	58 67	195	H	Cal Poly	61 62
								72	H	UC Riverside	88 76	197	A	Sacramento St.	95 94
								88	A	Gonzaga	47 68	203	A	San Jose St.	82 78
								88	H	Gonzaga	71 52	212	A	North Texas	69 61
												219	A	Utah Valley	88 94
												235	A	Loyola Marymount	75 73
												252	A	Pepperdine	81 74
												283	A	Portland	82 63
												283	H	Portland	90 69
												326	A	Nevada	70 62
LAST 12 Division I GAMES:															
14	A	BYU	62 65	235	A	Loyola Marymount	75 73								
58	H	Santa Clara	57 59	14	H	BYU	57 66								
88	H	Gonzaga	71 52	71	H	San Diego	58 67								
283	H	Portland	90 69	283	A	Portland	82 63								
58	A	Santa Clara	57 68	88	A	Gonzaga	47 68								
252	A	Pepperdine	81 74	164	A	Pacific	57 70								

Non-Div I Games: Holy Names 77 31 San Fran. St. 73 45

San Francisco

■ Loss,
 ■ Non-Conf,
 ■ S Site,
 ■ Home
 ■ A Away
 N Neutral

Average RPI Win:	256	WON-LOST	WINNING	LAST 10	STRENGTH OF	OPP. STRENGTH	TEAM	ADJ.	CONF.	ADJ CONF.
Average RPI Loss:	112	RECORD	PCT. RANK	GAMES	SCHEDULE	OF SCHEDULE	RPI	RPI	RPI	RPI
DIV. I ONLY	8- 14	247	5- 5	103	212	203	203	20	20	
DIV. I NON-CONF.	1- 9	325	0- 0	92	156	282	282	20	20	
TOTALS	RPI 1-25	RPI 26-50	W-L RECORDS	RPI 51-100	RPI 101-150	RPI 150+				
8- 14	0- 0	0- 0	OVERALL	0- 7	1- 4	7- 3				
4- 7	0- 0	0- 0	HOME	0- 3	0- 4	4- 0				
4- 7	0- 0	0- 0	AWAY	0- 4	1- 0	3- 3				
0- 0	0- 0	0- 0	NEUTRAL	0- 0	0- 0	0- 0				
1- 9	0- 0	0- 0	NON-CONFERENCE	0- 5	0- 2	1- 2				
1- 4	0- 0	0- 0	HOME	0- 2	0- 2	1- 0				
0- 5	0- 0	0- 0	AWAY	0- 3	0- 0	0- 2				
0- 0	0- 0	0- 0	NEUTRAL	0- 0	0- 0	0- 0				
7- 5	0- 0	0- 0	CONFERENCE	0- 2	1- 2	6- 1				
3- 3	0- 0	0- 0	HOME	0- 1	0- 2	3- 0				
4- 2	0- 0	0- 0	AWAY	0- 1	1- 0	3- 1				
0- 0	0- 0	0- 0	NEUTRAL	0- 0	0- 0	0- 0				

RPI 1-25				RPI 26-50				RPI 51-100				RPI 101+ Team's RPI: 203					
RPI	S	Opponent	Score	RPI	S	Opponent	Score	RPI	S	Opponent	Score	RPI	S	Opponent	Score		
								51	A	Colorado St.	54	76	113	H	San Francisco	78	82
								51	H	Colorado St.	78	80	127	H	Boise St.	75	78
								56	A	Oregon	74	104	129	H	Hawaii	73	76
								61	A	St. Mary's (CA)	81	91	140	A	Fresno St.	66	64
								68	A	Washington St.	80	95	140	H	Fresno St.	54	59
								81	H	South Dakota	77	87	164	A	Pacific	69	81
								100	H	New Mexico St.	66	75	181	A	New Mexico	57	71
													194	H	UNLV	69	61
													211	A	Utah St.	86	74
													241	A	CSU Bakersfield	88	90
													246	H	San Diego St.	78	73
													248	A	Wyoming	67	66
													327	H	UC Irvine	79	58
													341	A	Air Force	72	49
													341	H	Air Force	81	60
LAST 12 Division I GAMES:																	
				194	H	UNLV	69	61	140	H	Fresno St.	54	59				
				140	A	Fresno St.	66	64	248	A	Wyoming	67	66				
				341	A	Air Force	72	49	51	A	Colorado St.	54	76				
				51	H	Colorado St.	78	80	246	H	San Diego St.	78	73				
				181	A	New Mexico	57	71	341	H	Air Force	81	60				
				127	H	Boise St.	75	78	211	A	Utah St.	86	74				

Non-Div I Games: Southern Ore. 92 78

San Jose St.

Santa Clara

Through Games Of Feb. 12, 2016

Average RPI Win:	187	WON-LOST	WINNING	LAST 10	STRENGTH OF	OPP. STRENGTH	TEAM	ADJ.	CONF.	ADJ CONF.
Average RPI Loss:	47	RECORD	PCT. RANK	GAMES	SCHEDULE	OF SCHEDULE	RPI	RPI	RPI	RPI
DIV. I ONLY	17- 5	39	7- 3	143	80	58	58	9	9	
DIV. I NON-CONF.	7- 2	57	0- 0	259	39	74	74	9	9	
TOTALS	RPI 1-25	RPI 26-50	W-L RECORDS	RPI 51-100	RPI 101-150	RPI 150+				
17- 5	1- 1	0- 2	OVERALL	3- 2	3- 0	10- 0				
7- 2	0- 1	0- 0	HOME	1- 1	2- 0	4- 0				
9- 3	1- 0	0- 2	AWAY	2- 1	1- 0	5- 0				
1- 0	0- 0	0- 0	NEUTRAL	0- 0	0- 0	1- 0				
7- 2	1- 0	0- 2	NON-CONFERENCE	0- 0	1- 0	5- 0				
3- 0	0- 0	0- 0	HOME	0- 0	1- 0	2- 0				
3- 2	1- 0	0- 2	AWAY	0- 0	0- 0	2- 0				
1- 0	0- 0	0- 0	NEUTRAL	0- 0	0- 0	1- 0				
10- 3	0- 1	0- 0	CONFERENCE	3- 2	2- 0	5- 0				
4- 2	0- 1	0- 0	HOME	1- 1	1- 0	2- 0				
6- 1	0- 0	0- 0	AWAY	2- 1	1- 0	3- 0				
0- 0	0- 0	0- 0	NEUTRAL	0- 0	0- 0	0- 0				

RPI 1-25				RPI 26-50				RPI 51-100				RPI 101+			
RPI	S	Opponent	Score	RPI	S	Opponent	Score	RPI	S	Opponent	Score	RPI	S	Opponent	Score
6	A	Stanford	61 58	28	A	Washington	55 100	61	A	St. Mary's (CA)	73 67	113	A	San Francisco	59 57
14	H	BYU	63 68	36	A	Southern California	46 81	71	A	San Diego	61 47	113	H	San Francisco	68 57
								71	H	San Diego	58 70	133	H	Texas Tech	75 70
								88	A	Gonzaga	44 53	164	H	Pacific	76 52
								88	H	Gonzaga	71 64	195	A	Cal Poly	69 63
												235	A	Loyola Marymount	57 56
												252	A	Pepperdine	62 60
												259	A	UC Santa Barbara	48 37
												259	H	UC Santa Barbara	66 48
												283	A	Portland	67 45
												283	H	Portland	66 47
												319	N	Evansville	62 44
												341	H	Air Force	68 34
LAST 12 Division I GAMES:															
71	A	San Diego	61 47	252	A	Pepperdine	62 60								
113	A	San Francisco	59 57	71	H	San Diego	58 70								
283	H	Portland	66 47	14	H	BYU	63 68								
88	H	Gonzaga	71 64	88	A	Gonzaga	44 53								
113	H	San Francisco	68 57	283	A	Portland	67 45								
235	A	Loyola Marymount	57 56	61	A	St. Mary's (CA)	73 67								

Non-Div I Games: Hope Int'l 78 54 Simpson (CA) 112 34

Santa Clara

Loss, Non-Conf, S Site, H Home A Away N Neutral

Average RPI Win:	309	WON-LOST	WINNING	LAST 10	STRENGTH OF	OPP. STRENGTH	TEAM	ADJ.	CONF.	ADJ CONF.
Average RPI Loss:	177	RECORD	PCT. RANK	GAMES	SCHEDULE	OF SCHEDULE	RPI	RPI	RPI	RPI
DIV. I ONLY	5- 15	291	4- 6	247	303	296	296	30	30	
DIV. I NON-CONF.	1- 8	320	0- 1	35	117	209	209	30	30	
TOTALS	RPI 1-25	RPI 26-50	W-L RECORDS	RPI 51-100	RPI 101-150	RPI 150+				
5- 15	0- 3	0- 1	OVERALL	0- 1	0- 0	5- 10				
3- 5	0- 0	0- 0	HOME	0- 1	0- 0	3- 4				
2- 10	0- 3	0- 1	AWAY	0- 0	0- 0	2- 6				
0- 0	0- 0	0- 0	NEUTRAL	0- 0	0- 0	0- 0				
1- 8	0- 3	0- 1	NON-CONFERENCE	0- 1	0- 0	1- 3				
0- 2	0- 0	0- 0	HOME	0- 1	0- 0	0- 1				
1- 6	0- 3	0- 1	AWAY	0- 0	0- 0	1- 2				
0- 0	0- 0	0- 0	NEUTRAL	0- 0	0- 0	0- 0				
4- 7	0- 0	0- 0	CONFERENCE	0- 0	0- 0	4- 7				
3- 3	0- 0	0- 0	HOME	0- 0	0- 0	3- 3				
1- 4	0- 0	0- 0	AWAY	0- 0	0- 0	1- 4				
0- 0	0- 0	0- 0	NEUTRAL	0- 0	0- 0	0- 0				

RPI 1-25				RPI 26-50				RPI 51-100				RPI 101+ Team's RPI: 296			
RPI	S	Opponent	Score	RPI	S	Opponent	Score	RPI	S	Opponent	Score	RPI	S	Opponent	Score
17	A	Oklahoma St.	48 76	42	A	Rutgers	26 65	57	H	Auburn	40 62	165	A	Hampton	53 65
20	A	Florida	34 99									166	A	Jacksonville	52 65
21	A	Mississippi St.	25 92									213	H	Morgan St.	60 66
												250	H	Coppin St.	57 55
												253	A	Bethune-Cookman	44 50
												271	H	Ga. Southern	48 64
												273	A	N.C. A&T	31 60
												273	H	N.C. A&T	59 69
												275	A	Jacksonville St.	35 50
												284	A	Alabama St.	60 49
												298	A	Florida A&M	38 59
												308	H	Delaware St.	59 67
												317	H	UMES	60 42
												346	A	Norfolk St.	68 53
												349	H	N.C. Central	57 39
LAST 12 Division I GAMES:															
250	H	Coppin St.	57 55	308	H	Delaware St.	59 67								
213	H	Morgan St.	60 66	317	H	UMES	60 42								
253	A	Bethune-Cookman	44 50	349	H	N.C. Central	57 39								
273	A	N.C. A&T	31 60	273	H	N.C. A&T	59 69								
346	A	Norfolk St.	68 53	166	A	Jacksonville	52 65								
165	A	Hampton	53 65	298	A	Florida A&M	38 59								

Non-Div I Games: Columbia (SC) 101 34 Allen 72 46

Savannah St.

Average RPI Win:	276	WON-LOST	WINNING	LAST 10	STRENGTH OF	OPP. STRENGTH	TEAM	ADJ.	CONF.	ADJ CONF.
Average RPI Loss:	161	RECORD	PCT. RANK	GAMES	SCHEDULE	OF SCHEDULE	RPI	RPI	RPI	RPI
DIV. I ONLY	8- 15	255	4- 6	206	298	245	245	25	25	
DIV. I NON-CONF.	5- 9	233	1- 2	103	290	180	180	25	25	
TOTALS	RPI 1-25	RPI 26-50	W-L RECORDS	RPI 51-100	RPI 101-150	RPI 150+				
8- 15	0- 0	0- 2	OVERALL	0- 3	0- 2	8- 8				
3- 6	0- 0	0- 0	HOME	0- 1	0- 1	3- 4				
5- 8	0- 0	0- 1	AWAY	0- 2	0- 1	5- 4				
0- 1	0- 0	0- 1	NEUTRAL	0- 0	0- 0	0- 0				
5- 9	0- 0	0- 2	NON-CONFERENCE	0- 2	0- 2	5- 3				
1- 4	0- 0	0- 0	HOME	0- 1	0- 1	1- 2				
4- 4	0- 0	0- 1	AWAY	0- 1	0- 1	4- 1				
0- 1	0- 0	0- 1	NEUTRAL	0- 0	0- 0	0- 0				
3- 6	0- 0	0- 0	CONFERENCE	0- 1	0- 0	3- 5				
2- 2	0- 0	0- 0	HOME	0- 0	0- 0	2- 2				
1- 4	0- 0	0- 0	AWAY	0- 1	0- 0	1- 3				
0- 0	0- 0	0- 0	NEUTRAL	0- 0	0- 0	0- 0				

RPI S	Opponent	Score	RPI S	Opponent	Score	RPI S	Opponent	Score	RPI S	Opponent	Score	Team's RPI: 245
28	A Washington	55 96	56	A Oregon	62 82	127	H Boise St.	66 84				
40	N Princeton	48 85	72	H UC Riverside	70 92	147	A Idaho	60 64				
			100	A New Mexico St.	54 69	156	H Long Beach St.	57 69				
						160	H Montana St.	51 80				
						185	A UTRGV	74 71				
						199	A Idaho St.	67 83				
						219	H Utah Valley	44 61				
						221	A Montana	58 44				
						229	H Grand Canyon	54 67				
						235	A Loyola Marymount	78 69				
						241	A CSU Bakersfield	68 76				
						285	A CSUN	62 56				
						307	H Denver	59 51				
						310	A UMKC	43 64				
						310	H UMKC	69 63				
						323	A Portland St.	85 64				
						338	A Chicago St.	49 57				
						338	H Chicago St.	59 45				
LAST 12 Division I GAMES:												
310	A UMKC	43 64	241	A CSU Bakersfield	68 76							
338	A Chicago St.	49 57	338	H Chicago St.	59 45							
229	H Grand Canyon	54 67	310	H UMKC	69 63							
219	H Utah Valley	44 61	285	A CSUN	62 56							
185	A UTRGV	74 71	156	H Long Beach St.	57 69							
100	A New Mexico St.	54 69	56	A Oregon	62 82							

Non-Div I Games: Evergreen St. 81 38

Seattle

■ Loss,
 ■ Non-Conf,
 ■ S Site,
 ■ H Home
 ■ A Away
 N Neutral

Average RPI Win: 129	WON-LOST	WINNING	LAST 10	STRENGTH OF	OPP. STRENGTH	TEAM	ADJ.	CONF.	ADJ CONF.
Average RPI Loss: 52	RECORD	PCT. RANK	GAMES	SCHEDULE	OF SCHEDULE	RPI	RPI	RPI	RPI
DIV. I ONLY	17- 7	62	4- 6	52	38	37	37	6	6
DIV. I NON-CONF.	10- 1	19	0- 0	41	34	5	5	6	6
TOTALS	RPI 1-25	RPI 26-50	W-L RECORDS	RPI 51-100	RPI 101-150	RPI 150+			
17- 7	1- 1	3- 3	OVERALL	3- 3	5- 0	5- 0			
8- 3	0- 1	2- 1	HOME	1- 1	1- 0	4- 0			
7- 4	1- 0	0- 2	AWAY	2- 2	3- 0	1- 0			
2- 0	0- 0	1- 0	NEUTRAL	0- 0	1- 0	0- 0			
10- 1	0- 0	3- 1	NON-CONFERENCE	1- 0	3- 0	3- 0			
5- 0	0- 0	2- 0	HOME	0- 0	0- 0	3- 0			
3- 1	0- 0	0- 1	AWAY	1- 0	2- 0	0- 0			
2- 0	0- 0	1- 0	NEUTRAL	0- 0	1- 0	0- 0			
7- 6	1- 1	0- 2	CONFERENCE	2- 3	2- 0	2- 0			
3- 3	0- 1	0- 1	HOME	1- 1	1- 0	1- 0			
4- 3	1- 0	0- 1	AWAY	1- 2	1- 0	1- 0			
0- 0	0- 0	0- 0	NEUTRAL	0- 0	0- 0	0- 0			

RPI 1-25				RPI 26-50				Team's RPI: 37				RPI 51-100				RPI 101+			
RPI	S	Opponent	Score	RPI	S	Opponent	Score	RPI	S	Opponent	Score	RPI	S	Opponent	Score	RPI	S	Opponent	Score
16	A	DePaul	83 74	27	A	Georgia	52 70	54	A	Villanova	45 55	103	A	Liberty	92 56				
16	H	DePaul	74 86	38	N	North Carolina St.	58 55	86	A	Marquette	82 89	120	A	Creighton	86 82				
				40	H	Princeton	71 64	86	H	Marquette	99 68	122	N	UNI	57 49				
				42	H	Rutgers	77 49	93	A	Georgetown	83 75	137	H	Xavier	82 66				
				45	A	St. John's (NY)	69 71	93	H	Georgetown	65 73	142	A	UT Arlington	61 54				
				45	H	St. John's (NY)	64 72	94	A	Saint Joseph's	66 54	159	H	Fordham	66 54				
												198	H	Butler	98 77				
												220	H	Bryant	93 57				
												251	A	Providence	64 54				
												333	H	Saint Peter's	81 65				
LAST 12 Division I GAMES:																			
93	H	Georgetown	65 73	93	A	Georgetown	83 75												
45	H	St. John's (NY)	64 72	54	A	Villanova	45 55												
86	A	Marquette	82 89	45	A	St. John's (NY)	69 71												
16	A	DePaul	83 74	16	H	DePaul	74 86												
198	H	Butler	98 77	86	H	Marquette	99 68												
137	H	Xavier	82 66	120	A	Creighton	86 82												

Non-Div I Games:

Seton Hall

Average RPI Win: 270	WON-LOST	WINNING	LAST 10	STRENGTH OF	OPP. STRENGTH	TEAM	ADJ.	CONF.	ADJ CONF.
Average RPI Loss: 173	RECORD	PCT. RANK	GAMES	SCHEDULE	OF SCHEDULE	RPI	RPI	RPI	RPI
DIV. I ONLY	12- 13	179	1- 4	273	274	214	214	23	23
DIV. I NON-CONF.	3- 7	248	1- 1	201	315	232	232	24	24
TOTALS	RPI 1-25	RPI 26-50	W-L RECORDS	RPI 51-100	RPI 101-150	RPI 150+			
12- 13	0- 1	0- 0	OVERALL	0- 1	0- 4	12- 7			
5- 4	0- 0	0- 0	HOME	0- 1	0- 2	5- 1			
6- 8	0- 1	0- 0	AWAY	0- 0	0- 2	6- 5			
1- 1	0- 0	0- 0	NEUTRAL	0- 0	0- 0	1- 1			
3- 7	0- 1	0- 0	NON-CONFERENCE	0- 1	0- 1	3- 4			
0- 2	0- 0	0- 0	HOME	0- 1	0- 0	0- 1			
2- 4	0- 1	0- 0	AWAY	0- 0	0- 1	2- 2			
1- 1	0- 0	0- 0	NEUTRAL	0- 0	0- 0	1- 1			
9- 6	0- 0	0- 0	CONFERENCE	0- 0	0- 3	9- 3			
5- 2	0- 0	0- 0	HOME	0- 0	0- 2	5- 0			
4- 4	0- 0	0- 0	AWAY	0- 0	0- 1	4- 3			
0- 0	0- 0	0- 0	NEUTRAL	0- 0	0- 0	0- 0			

RPI 1-25				RPI 26-50				RPI 51-100				RPI 101+ Team's RPI: 214			
RPI	S	Opponent	Score	RPI	S	Opponent	Score	RPI	S	Opponent	Score	RPI	S	Opponent	Score
25	A	St. Bonaventure	40 57					52	H	Albany (NY)	42 61	109	A	Quinnipiac	52 94
												109	H	Quinnipiac	59 69
												112	H	Iona	51 64
												139	A	Southern Ill.	54 73
												180	A	Marist	37 66
												193	H	Northeastern	67 70
												213	N	Morgan St.	69 46
												217	A	Canisius	58 52
												217	H	Canisius	61 57
												218	A	Fairfield	55 67
												232	H	Manhattan	60 59
												247	A	Navy	58 59
												258	A	New Hampshire	57 53
												270	A	Monmouth	69 63
												270	H	Monmouth	64 54
												284	N	Alabama St.	53 57
												290	A	Niagara	59 51
												292	A	Rider	58 70
												292	H	Rider	66 45
												295	A	Colgate	50 52
												315	A	Fairleigh Dickinson	81 65
												333	A	Saint Peter's	64 55
												333	H	Saint Peter's	59 58
LAST 12 Division I GAMES:															
213	N	Morgan St.	69 46	180	A	Marist	37 66	109	A	Quinnipiac	52 94	217	H	Canisius	61 57
284	N	Alabama St.	53 57	292	A	Rider	58 70	270	H	Monmouth	64 54	232	H	Manhattan	60 59
112	H	Iona	51 64												
218	A	Fairfield	55 67												
109	H	Quinnipiac	59 69												
333	A	Saint Peter's	64 55												

Non-Div I Games:

Siena

■ Loss,
 ■ Non-Conf,
 ■ S Site,
 ■ H Home
 ■ A Away
 N Neutral

Average RPI Win: 239	WON-LOST	WINNING	LAST 10	STRENGTH OF	OPP. STRENGTH	TEAM	ADJ.	CONF.	ADJ CONF.
Average RPI Loss: 149	RECORD	PCT. RANK	GAMES	SCHEDULE	OF SCHEDULE	RPI	RPI	RPI	RPI
DIV. I ONLY	8- 12	229	6- 4	167	222	205	205	16	16
DIV. I NON-CONF.	2- 5	253	0- 0	208	247	242	242	14	14
TOTALS	RPI 1-25	RPI 26-50	W-L RECORDS	RPI 51-100	RPI 101-150	RPI 150+			
8- 12	0- 1	0- 2	OVERALL	0- 0	1- 1	7- 8			
3- 6	0- 1	0- 1	HOME	0- 0	1- 0	2- 4			
5- 6	0- 0	0- 1	AWAY	0- 0	0- 1	5- 3			
0- 0	0- 0	0- 0	NEUTRAL	0- 0	0- 0	0- 0			
2- 5	0- 1	0- 0	NON-CONFERENCE	0- 0	0- 0	2- 4			
0- 3	0- 1	0- 0	HOME	0- 0	0- 0	0- 2			
2- 2	0- 0	0- 0	AWAY	0- 0	0- 0	2- 2			
0- 0	0- 0	0- 0	NEUTRAL	0- 0	0- 0	0- 0			
6- 7	0- 0	0- 2	CONFERENCE	0- 0	1- 1	5- 4			
3- 3	0- 0	0- 1	HOME	0- 0	1- 0	2- 2			
3- 4	0- 0	0- 1	AWAY	0- 0	0- 1	3- 2			
0- 0	0- 0	0- 0	NEUTRAL	0- 0	0- 0	0- 0			

RPI 1-25				RPI 26-50				RPI 51-100				RPI 101+ Team's RPI: 205			
RPI	S	Opponent	Score	RPI	S	Opponent	Score	RPI	S	Opponent	Score	RPI	S	Opponent	Score
20	H	Florida	60 72	44	A	Arkansas St.	51 58					132	A	La.-Lafayette	50 69
				44	H	Arkansas St.	53 66					142	H	UT Arlington	59 55
												151	H	UAB	39 53
												152	A	Southern Miss.	51 71
												162	A	Little Rock	43 74
												162	H	Little Rock	34 47
												178	A	Southern U.	45 50
												184	A	Troy	75 71
												202	H	Texas St.	71 73
												229	A	Grand Canyon	59 56
												243	H	Appalachian St.	71 55
												266	H	UCF	36 77
												269	A	Georgia St.	60 52
												269	H	Georgia St.	83 45
												271	A	Ga. Southern	43 57
												284	A	Alabama St.	47 43
												289	A	La.-Monroe	63 57
LAST 12 Division I GAMES:															
269	H	Georgia St.	83 45	132	A	La.-Lafayette	50 69								
162	A	Little Rock	43 74	142	H	UT Arlington	59 55								
44	A	Arkansas St.	51 58	202	H	Texas St.	71 73								
243	H	Appalachian St.	71 55	269	A	Georgia St.	60 52								
184	A	Troy	75 71	271	A	Ga. Southern	43 57								
289	A	La.-Monroe	63 57	44	H	Arkansas St.	53 66								

Non-Div I Games: Spring Hill 64 49 William Carey 66 30

South Ala.

■ Loss,
 ■ Non-Conf, S Site,
 ■ Home
 ■ Away
 N Neutral

South Carolina

Through Games Of Feb. 12, 2016

Average RPI Win:	97	WON-LOST	WINNING	LAST 10	STRENGTH OF	OPP. STRENGTH	TEAM	ADJ.	CONF.	ADJ CONF.
Average RPI Loss:	2	RECORD	PCT. RANK	GAMES	SCHEDULE	OF SCHEDULE	RPI	RPI	RPI	RPI
DIV. I ONLY	23- 1	3	9- 1	6	7	3	3	2	2	
DIV. I NON-CONF.	12- 1	9	0- 1	77	7	10	10	2	2	
TOTALS	RPI 1-25	RPI 26-50	W-L RECORDS	RPI 51-100	RPI 101-150	RPI 150+				
23- 1	9- 1	2- 0	OVERALL	3- 0	2- 0	7- 0				
12- 1	4- 1	2- 0	HOME	1- 0	1- 0	4- 0				
8- 0	4- 0	0- 0	AWAY	2- 0	1- 0	1- 0				
3- 0	1- 0	0- 0	NEUTRAL	0- 0	0- 0	2- 0				
12- 1	3- 1	1- 0	NON-CONFERENCE	1- 0	1- 0	6- 0				
6- 1	1- 1	1- 0	HOME	1- 0	0- 0	3- 0				
3- 0	1- 0	0- 0	AWAY	0- 0	1- 0	1- 0				
3- 0	1- 0	0- 0	NEUTRAL	0- 0	0- 0	2- 0				
11- 0	6- 0	1- 0	CONFERENCE	2- 0	1- 0	1- 0				
6- 0	3- 0	1- 0	HOME	0- 0	1- 0	1- 0				
5- 0	3- 0	0- 0	AWAY	2- 0	0- 0	0- 0				
0- 0	0- 0	0- 0	NEUTRAL	0- 0	0- 0	0- 0				

RPI	S	Opponent	Score	RPI	S	Opponent	Score	RPI	S	Opponent	Score	RPI	S	Opponent	Score
2	H	UConn	54 66	30	H	Missouri	83 58	57	A	Auburn	74 58	129	A	Hawaii	67 51
5	H	Ohio St.	88 80	48	H	Duke	66 55	66	A	Vanderbilt	71 61	130	H	Arkansas	85 32
9	N	Arizona St.	60 58					73	H	Elon	78 63	155	H	Ole Miss	81 62
10	A	UCLA	68 65									165	H	Hampton	86 48
15	A	Texas A&M	70 63									170	N	East Carolina	88 57
15	H	Texas A&M	59 58									236	A	Clemson	67 41
20	H	Florida	86 71									241	N	CSU Bakersfield	90 71
21	A	Mississippi St.	57 51									288	H	UNCG	92 44
22	A	Kentucky	73 62									313	H	Winthrop	86 37
22	H	Kentucky	78 68												
LAST 12 Division I GAMES:															
20	H	Florida	86 71	57	A	Auburn	74 58	15	H	Texas A&M	59 58				
2	H	UConn	54 66	22	H	Kentucky	78 68	22	A	Kentucky	73 62				
22	H	Kentucky	78 68	15	A	Texas A&M	70 63	30	H	Missouri	83 58				
15	A	Texas A&M	70 63	155	H	Ole Miss	81 62	66	A	Vanderbilt	71 61				
21	A	Mississippi St.	57 51	21	A	Mississippi St.	57 51	130	H	Arkansas	85 32				

Non-Div I Games:

South Carolina

Loss, Non-Conf, S Site, H Home A Away N Neutral

Average RPI Win: 308		WON-LOST	WINNING	LAST 10	STRENGTH OF	OPP. STRENGTH	TEAM	ADJ.	CONF.	ADJ CONF.
Average RPI Loss: 215		RECORD	PCT. RANK	GAMES	SCHEDULE	OF SCHEDULE	RPI	RPI	RPI	RPI
DIV. I ONLY		7- 12	246	4- 5	341	329	314	314	30	30
DIV. I NON-CONF.		2- 6	272	0- 2	309	219	297	297	30	30
TOTALS	RPI 1-25	RPI 26-50		W-L RECORDS		RPI 51-100	RPI 101-150	RPI 150+		
7- 12	0- 0	0- 0		OVERALL		0- 0	0- 1	7- 11		
4- 3	0- 0	0- 0		HOME		0- 0	0- 0	4- 3		
3- 8	0- 0	0- 0		AWAY		0- 0	0- 0	3- 8		
0- 1	0- 0	0- 0		NEUTRAL		0- 0	0- 1	0- 0		
2- 6	0- 0	0- 0		NON-CONFERENCE		0- 0	0- 1	2- 5		
1- 0	0- 0	0- 0		HOME		0- 0	0- 0	1- 0		
1- 5	0- 0	0- 0		AWAY		0- 0	0- 0	1- 5		
0- 1	0- 0	0- 0		NEUTRAL		0- 0	0- 1	0- 0		
5- 6	0- 0	0- 0		CONFERENCE		0- 0	0- 0	5- 6		
3- 3	0- 0	0- 0		HOME		0- 0	0- 0	3- 3		
2- 3	0- 0	0- 0		AWAY		0- 0	0- 0	2- 3		
0- 0	0- 0	0- 0		NEUTRAL		0- 0	0- 0	0- 0		

RPI 1-25				RPI 26-50				RPI 51-100				RPI 101+				Team's RPI: 314	
RPI	S	Opponent	Score	RPI	S	Opponent	Score	RPI	S	Opponent	Score	RPI	S	Opponent	Score		
												128	N	Central Ark.	38	51	
												151	A	UAB	38	71	
												158	A	Davidson	51	63	
												165	A	Hampton	50	63	
												166	A	Jacksonville	47	79	
												210	A	Furman	46	59	
												213	H	Morgan St.	56	62	
												236	A	Clemson	54	63	
												250	H	Coppin St.	67	63	
												253	A	Bethune-Cookman	50	65	
												273	H	N.C. A&T	54	57	
												298	A	Florida A&M	68	62	
												301	A	North Florida	53	48	
												302	H	Wofford	60	47	
												308	A	Delaware St.	61	79	
												308	H	Delaware St.	61	48	
												317	H	UMES	56	63	
												346	A	Norfolk St.	60	52	
												349	H	N.C. Central	58	51	
LAST 12 Division I GAMES:																	
				213	H	Morgan St.	56	62	308	H	Delaware St.	61	48				
				250	H	Coppin St.	67	63	273	H	N.C. A&T	54	57				
				308	A	Delaware St.	61	79	349	H	N.C. Central	58	51				
				165	A	Hampton	50	63	166	A	Jacksonville	47	79				
				346	A	Norfolk St.	60	52	128	N	Central Ark.	38	51				
				317	H	UMES	56	63	301	A	North Florida	53	48				

Non-Div I Games:	Morris	90	39	Southern Wesleyan	75	52
------------------	--------	----	----	-------------------	----	----

South Carolina St.

Loss, Non-Conf, S Site, H Home A Away N Neutral

Average RPI Win:	217	WON-LOST	WINNING	LAST 10	STRENGTH OF	OPP. STRENGTH	TEAM	ADJ.	CONF.	ADJ CONF.
Average RPI Loss:	84	RECORD	PCT. RANK	GAMES	SCHEDULE	OF SCHEDULE	RPI	RPI	RPI	RPI
DIV. I ONLY	18- 5	36	9- 1	262	106	81	81	18	18	
DIV. I NON-CONF.	8- 4	100	1- 0	191	12	84	84	19	19	
TOTALS	RPI 1-25	RPI 26-50	W-L RECORDS	RPI 51-100	RPI 101-150	RPI 150+				
18- 5	0- 0	0- 2	OVERALL	3- 1	2- 2	13- 0				
8- 1	0- 0	0- 1	HOME	2- 0	1- 0	5- 0				
9- 4	0- 0	0- 1	AWAY	1- 1	1- 2	7- 0				
1- 0	0- 0	0- 0	NEUTRAL	0- 0	0- 0	1- 0				
8- 4	0- 0	0- 2	NON-CONFERENCE	2- 1	1- 1	5- 0				
3- 1	0- 0	0- 1	HOME	2- 0	0- 0	1- 0				
4- 3	0- 0	0- 1	AWAY	0- 1	1- 1	3- 0				
1- 0	0- 0	0- 0	NEUTRAL	0- 0	0- 0	1- 0				
10- 1	0- 0	0- 0	CONFERENCE	1- 0	1- 1	8- 0				
5- 0	0- 0	0- 0	HOME	0- 0	1- 0	4- 0				
5- 1	0- 0	0- 0	AWAY	1- 0	0- 1	4- 0				
0- 0	0- 0	0- 0	NEUTRAL	0- 0	0- 0	0- 0				

RPI 1-25			RPI 26-50			RPI 51-100			Team's RPI: 81			RPI 101+			
RPI	S	Opponent	Score	RPI	S	Opponent	Score	RPI	S	Opponent	Score	RPI	S	Opponent	Score
				28	H	Washington	64 77	55	A	South Dakota St.	63 58	114	H	IUPUI	65 59
				46	A	Kansas St.	81 84	74	A	Utah	59 66	117	A	North Dakota	73 70
								86	H	Marquette	97 69	122	A	UNI	43 64
								99	H	Drake	92 87	149	A	Oral Roberts	56 60
												161	A	Illinois	85 76
												173	A	Fla. Atlantic	76 53
												203	A	San Jose St.	87 77
												225	A	Western Ill.	102 77
												243	N	Appalachian St.	87 60
												265	A	Omaha	70 55
												265	H	Omaha	82 76
												307	A	Denver	79 33
												307	H	Denver	85 60
												318	A	North Dakota St.	96 94
												318	H	North Dakota St.	80 54
												323	H	Portland St.	103 61
												332	H	IPFW	92 60
LAST 12 Division I GAMES:															
				265	A	Omaha	70 55	55	A	South Dakota St.	63 58				
				307	A	Denver	79 33	318	A	North Dakota St.	96 94				
				318	H	North Dakota St.	80 54	265	H	Omaha	82 76				
				225	A	Western Ill.	102 77	149	A	Oral Roberts	56 60				
				114	H	IUPUI	65 59	307	H	Denver	85 60				
				332	H	IPFW	92 60	161	A	Illinois	85 76				

Non-Div I Games: Dakota Wesleyan 94 54

South Dakota

Average RPI Win:	201	WON-LOST	WINNING	LAST 10	STRENGTH OF	OPP. STRENGTH	TEAM	ADJ.	CONF.	ADJ CONF.
Average RPI Loss:	28	RECORD	PCT. RANK	GAMES	SCHEDULE	OF SCHEDULE	RPI	RPI	RPI	RPI
DIV. I ONLY	20- 4	20	9- 1	139	114	55	55	18	18	
DIV. I NON-CONF.	10- 3	61	1- 0	53	14	29	29	19	19	
TOTALS	RPI 1-25	RPI 26-50	W-L RECORDS	RPI 51-100	RPI 101-150	RPI 150+				
20- 4	1- 3	0- 0	OVERALL	0- 1	8- 0	11- 0				
11- 2	1- 1	0- 0	HOME	0- 1	4- 0	6- 0				
7- 1	0- 1	0- 0	AWAY	0- 0	2- 0	5- 0				
2- 1	0- 1	0- 0	NEUTRAL	0- 0	2- 0	0- 0				
10- 3	1- 3	0- 0	NON-CONFERENCE	0- 0	5- 0	4- 0				
6- 1	1- 1	0- 0	HOME	0- 0	2- 0	3- 0				
2- 1	0- 1	0- 0	AWAY	0- 0	1- 0	1- 0				
2- 1	0- 1	0- 0	NEUTRAL	0- 0	2- 0	0- 0				
10- 1	0- 0	0- 0	CONFERENCE	0- 1	3- 0	7- 0				
5- 1	0- 0	0- 0	HOME	0- 1	2- 0	3- 0				
5- 0	0- 0	0- 0	AWAY	0- 0	1- 0	4- 0				
0- 0	0- 0	0- 0	NEUTRAL	0- 0	0- 0	0- 0				

RPI 1-25				RPI 26-50				RPI 51-100				Team's RPI: 55				RPI 101+			
RPI	S	Opponent	Score	RPI	S	Opponent	Score	RPI	S	Opponent	Score		RPI	S	Opponent	Score			
1	H	Notre Dame	64 75					81	H	South Dakota	58 63		114	H	IUPUI	68 66			
11	N	Maryland	55 62										120	A	Creighton	53 51			
16	H	DePaul	88 79										122	H	UNI	89 86			
18	A	Green Bay	57 58										130	H	Arkansas	76 69			
													144	N	Pittsburgh	55 54			
													146	N	Old Dominion	71 39			
													149	A	Oral Roberts	68 50			
													149	H	Oral Roberts	60 48			
													154	H	Northern Colo.	66 62			
													180	H	Marist	77 68			
													225	H	Western Ill.	85 63			
													238	A	Bowling Green	58 45			
													265	A	Omaha	65 47			
													265	H	Omaha	68 58			
													307	A	Denver	76 39			
													318	A	North Dakota St.	81 63			
													318	H	North Dakota St.	81 47			
													323	H	Portland St.	74 65			
													332	A	IPFW	61 42			
LAST 12 Division I GAMES:																			
149	H	Oral Roberts	60 48	81	H	South Dakota	58 63	332	A	IPFW	61 42	265	H	Omaha	68 58				
318	H	North Dakota St.	81 47	265	A	Omaha	68 58	318	A	North Dakota St.	81 63	307	A	Denver	76 39				
265	A	Omaha	65 47	149	A	Oral Roberts	68 50	238	A	Bowling Green	58 45								
149	A	Oral Roberts	68 50	225	H	Western Ill.	85 63												
225	H	Western Ill.	85 63	114	H	IUPUI	68 66												
114	H	IUPUI	68 66																

Non-Div I Games:

South Dakota St.

■ Loss,
 ■ Non-Conf, S Site,
 ■ Home
 ■ Away
 N Neutral

Average RPI Win:	156	WON-LOST	WINNING	LAST 10	STRENGTH OF	OPP. STRENGTH	TEAM	ADJ.	CONF.	ADJ CONF.
Average RPI Loss:	42	RECORD	PCT. RANK	GAMES	SCHEDULE	OF SCHEDULE	RPI	RPI	RPI	RPI
DIV. I ONLY	18- 6	46	3- 2	80	39	41	41	8	8	
DIV. I NON-CONF.	7- 3	91	0- 1	14	9	23	23	7	7	
TOTALS	RPI 1-25	RPI 26-50	W-L RECORDS	RPI 51-100	RPI 101-150	RPI 150+				
18- 6	1- 3	0- 1	OVERALL	4- 1	2- 1	11- 0				
13- 1	1- 1	0- 0	HOME	3- 0	2- 0	7- 0				
5- 4	0- 1	0- 0	AWAY	1- 1	0- 0	4- 0				
0- 1	0- 1	0- 0	NEUTRAL	0- 0	0- 0	0- 0				
7- 3	1- 2	0- 1	NON-CONFERENCE	2- 0	2- 0	2- 0				
7- 0	1- 0	0- 0	HOME	2- 0	2- 0	2- 0				
0- 2	0- 1	0- 1	AWAY	0- 0	0- 0	0- 0				
0- 1	0- 1	0- 0	NEUTRAL	0- 0	0- 0	0- 0				
11- 3	0- 1	0- 0	CONFERENCE	2- 1	0- 1	9- 0				
6- 1	0- 1	0- 0	HOME	1- 0	0- 0	5- 0				
5- 2	0- 0	0- 0	AWAY	1- 1	0- 1	4- 0				
0- 0	0- 0	0- 0	NEUTRAL	0- 0	0- 0	0- 0				

RPI 1-25				RPI 26-50				Team's RPI: 41	RPI 51-100				RPI 101+			
RPI	S	Opponent	Score	RPI	S	Opponent	Score		RPI	S	Opponent	Score	RPI	S	Opponent	Score
2	H	UConn	59 75	45	A	St. John's (NY)	70 74		59	H	Chattanooga	61 33	116	A	Memphis	87 88
4	A	Baylor	63 66						62	A	Temple	66 68	124	H	Harvard	86 59
17	H	Oklahoma St.	68 46						83	A	Tulane	71 67	131	H	Penn St.	101 79
21	N	Mississippi St.	58 68						83	H	Tulane	77 65	157	A	SMU	66 48
									85	H	Drexel	73 58	157	H	SMU	83 56
													166	H	Jacksonville	74 52
													170	A	East Carolina	61 59
													170	H	East Carolina	75 54
													198	H	Butler	87 77
													209	A	Cincinnati	78 51
													209	H	Cincinnati	82 49
													255	H	Houston	73 49
													266	A	UCF	88 49
													266	H	UCF	108 63
LAST 12 Division I GAMES:																
4	A	Baylor	63 66	255	H	Houston	73 49									
209	A	Cincinnati	78 51	266	A	UCF	88 49									
83	H	Tulane	77 65	116	A	Memphis	87 88									
62	A	Temple	66 68	170	H	East Carolina	75 54									
209	H	Cincinnati	82 49	83	A	Tulane	71 67									
157	A	SMU	66 48	2	H	UConn	59 75									

Non-Div I Games:

South Fla.

■ Loss,
 ■ Non-Conf,
 ■ S Site,
 ■ Home
 ■ A Away
 N Neutral

Average RPI Win:	274	WON-LOST	WINNING	LAST 10	STRENGTH OF	OPP. STRENGTH	TEAM	ADJ.	CONF.	ADJ CONF.
Average RPI Loss:	139	RECORD	PCT. RANK	GAMES	SCHEDULE	OF SCHEDULE	RPI	RPI	RPI	RPI
DIV. I ONLY	12- 11	159	2- 4	245	302	196	196	24	24	
DIV. I NON-CONF.	5- 6	180	0- 1	206	332	192	192	23	23	
TOTALS	RPI 1-25	RPI 26-50	W-L RECORDS	RPI 51-100	RPI 101-150	RPI 150+				
12- 11	0- 0	0- 1	OVERALL	0- 4	1- 2	11- 4				
6- 3	0- 0	0- 0	HOME	0- 1	1- 2	5- 0				
6- 6	0- 0	0- 1	AWAY	0- 2	0- 0	6- 3				
0- 2	0- 0	0- 0	NEUTRAL	0- 1	0- 0	0- 1				
5- 6	0- 0	0- 1	NON-CONFERENCE	0- 2	0- 2	5- 1				
1- 2	0- 0	0- 0	HOME	0- 0	0- 2	1- 0				
4- 2	0- 0	0- 1	AWAY	0- 1	0- 0	4- 0				
0- 2	0- 0	0- 0	NEUTRAL	0- 1	0- 0	0- 1				
7- 5	0- 0	0- 0	CONFERENCE	0- 2	1- 0	6- 3				
5- 1	0- 0	0- 0	HOME	0- 1	1- 0	4- 0				
2- 4	0- 0	0- 0	AWAY	0- 1	0- 0	2- 3				
0- 0	0- 0	0- 0	NEUTRAL	0- 0	0- 0	0- 0				

RPI S	Opponent	Score	RPI S	Opponent	Score	RPI S	Opponent	Score	RPI S	Opponent	Score	Team's RPI: 196
			30 A	Missouri	32 74	72 N	UC Riverside	67 85	107 H	Belmont	81 74	
						76 A	Saint Louis	52 67	128 H	Central Ark.	54 63	
						87 A	UT Martin	65 95	139 H	Southern Ill.	72 87	
						87 H	UT Martin	74 84	171 A	SIUE	73 80	
									199 N	Idaho St.	64 65	
									207 A	Eastern Ky.	55 56	
									225 A	Western Ill.	89 84	
									267 H	Tennessee St.	75 65	
									274 A	Tennessee Tech	60 57	
									275 H	Jacksonville St.	61 47	
									276 H	Murray St.	96 59	
									281 H	Austin Peay	71 69	
									293 A	Morehead St.	89 79	
									304 A	Wichita St.	66 62	
									310 H	UMKC	78 65	
									335 A	Lipscomb	84 69	
									336 A	Eastern Ill.	59 64	
									345 A	Alabama A&M	69 58	
LAST 12 Division I GAMES:												
			72 N	UC Riverside	67 85	171 A	SIUE	73 80				
			87 A	UT Martin	65 95	274 A	Tennessee Tech	60 57				
			336 A	Eastern Ill.	59 64	275 H	Jacksonville St.	61 47				
			276 H	Murray St.	96 59	207 A	Eastern Ky.	55 56				
			281 H	Austin Peay	71 69	293 A	Morehead St.	89 79				
			87 H	UT Martin	74 84	267 H	Tennessee St.	75 65				

Non-Div I Games: Harris-Stowe 78 66 William Woods 94 58

Southeast Mo. St.

Loss, Non-Conf, S Site, H Home A Away N Neutral

Average RPI Win:	272	WON-LOST	WINNING	LAST 10	STRENGTH OF	OPP. STRENGTH	TEAM	ADJ.	CONF.	ADJ CONF.
Average RPI Loss:	171	RECORD	PCT. RANK	GAMES	SCHEDULE	OF SCHEDULE	RPI	RPI	RPI	RPI
DIV. I ONLY	3- 19	333	1- 9	163	269	306	306	27	27	
DIV. I NON-CONF.	1- 10	330	0- 1	124	225	276	276	26	26	
TOTALS	RPI 1-25	RPI 26-50	W-L RECORDS	RPI 51-100	RPI 101-150	RPI 150+				
3- 19	0- 1	0- 0	OVERALL	0- 3	0- 6	3- 9				
2- 7	0- 0	0- 0	HOME	0- 2	0- 0	2- 5				
1- 12	0- 1	0- 0	AWAY	0- 1	0- 6	1- 4				
0- 0	0- 0	0- 0	NEUTRAL	0- 0	0- 0	0- 0				
1- 10	0- 1	0- 0	NON-CONFERENCE	0- 2	0- 4	1- 3				
0- 4	0- 0	0- 0	HOME	0- 1	0- 0	0- 3				
1- 6	0- 1	0- 0	AWAY	0- 1	0- 4	1- 0				
0- 0	0- 0	0- 0	NEUTRAL	0- 0	0- 0	0- 0				
2- 9	0- 0	0- 0	CONFERENCE	0- 1	0- 2	2- 6				
2- 3	0- 0	0- 0	HOME	0- 1	0- 0	2- 2				
0- 6	0- 0	0- 0	AWAY	0- 0	0- 2	0- 4				
0- 0	0- 0	0- 0	NEUTRAL	0- 0	0- 0	0- 0				

RPI 1-25				RPI 26-50				RPI 51-100				RPI 101+ Team's RPI: 306			
RPI	S	Opponent	Score	RPI	S	Opponent	Score	RPI	S	Opponent	Score	RPI	S	Opponent	Score
21	A	Mississippi St.	41 81					57	H	Auburn	68 80	102	A	Wright St.	72 106
								64	H	Abilene Christian	72 88	128	A	Central Ark.	58 80
								80	A	Georgia Tech	49 102	130	A	Arkansas	53 97
												133	A	Texas Tech	51 113
												134	A	Northwestern St.	62 82
												137	A	Xavier	27 67
												169	A	McNeese St.	79 96
												169	H	McNeese St.	74 83
												184	H	Troy	90 100
												234	A	Houston Baptist	56 64
												237	H	Stephen F. Austin	65 56
												239	A	Sam Houston St.	56 80
												280	H	Lamar	73 66
												289	H	La.-Monroe	84 88
												298	A	Florida A&M	62 57
												321	A	A&M-Corpus Christi	67 69
												322	H	Incarinate Word	66 70
												328	H	Jackson St.	72 79
LAST 12 Division I GAMES:															
169	H	McNeese St.	74 83	322	H	Incarinate Word	66 70								
64	H	Abilene Christian	72 88	280	H	Lamar	73 66								
128	A	Central Ark.	58 80	234	A	Houston Baptist	56 64								
134	A	Northwestern St.	62 82	239	A	Sam Houston St.	56 80								
169	A	McNeese St.	79 96	237	H	Stephen F. Austin	65 56								
321	A	A&M-Corpus Christi	67 69	21	A	Mississippi St.	41 81								

Non-Div I Games:

Southeastern La.

■ Loss,
 ■ Non-Conf,
 ■ S Site,
 ■ Home
 ■ A Away
 N Neutral

Average RPI Win:	138	WON-LOST	WINNING	LAST 10	STRENGTH OF	OPP. STRENGTH	TEAM	ADJ.	CONF.	ADJ CONF.
Average RPI Loss:	42	RECORD	PCT. RANK	GAMES	SCHEDULE	OF SCHEDULE	RPI	RPI	RPI	RPI
DIV. I ONLY	16- 8	84	4- 6	16	54	36	36	1	1	
DIV. I NON-CONF.	11- 0	1	0- 0	52	311	6	6	1	1	
TOTALS	RPI 1-25	RPI 26-50	W-L RECORDS	RPI 51-100	RPI 101-150	RPI 150+				
16- 8	1- 4	1- 2	OVERALL	6- 1	2- 0	6- 1				
10- 3	1- 2	0- 1	HOME	4- 0	0- 0	5- 0				
3- 5	0- 2	0- 1	AWAY	2- 1	1- 0	0- 1				
3- 0	0- 0	1- 0	NEUTRAL	0- 0	1- 0	1- 0				
11- 0	0- 0	1- 0	NON-CONFERENCE	3- 0	1- 0	6- 0				
7- 0	0- 0	0- 0	HOME	2- 0	0- 0	5- 0				
1- 0	0- 0	0- 0	AWAY	1- 0	0- 0	0- 0				
3- 0	0- 0	1- 0	NEUTRAL	0- 0	1- 0	1- 0				
5- 8	1- 4	0- 2	CONFERENCE	3- 1	1- 0	0- 1				
3- 3	1- 2	0- 1	HOME	2- 0	0- 0	0- 0				
2- 5	0- 2	0- 1	AWAY	1- 1	1- 0	0- 1				
0- 0	0- 0	0- 0	NEUTRAL	0- 0	0- 0	0- 0				

RPI 1-25				RPI 26-50				Team's RPI: 36	RPI 51-100				RPI 101+			
RPI	S	Opponent	Score	RPI	S	Opponent	Score		RPI	S	Opponent	Score	RPI	S	Opponent	Score
6	H	Stanford	47 57	28	A	Washington	60 69		52	H	Albany (NY)	68 67	106	A	Arizona	67 57
8	H	Oregon St.	49 57	28	H	Washington	53 61		56	H	Oregon	74 67	112	N	Iona	76 56
9	A	Arizona St.	68 69	34	N	West Virginia	78 67		58	H	Santa Clara	81 46	156	H	Long Beach St.	69 43
10	A	UCLA	73 78						68	A	Washington St.	61 73	177	A	Colorado	63 66
10	H	UCLA	71 68						74	A	Utah	70 59	194	H	UNLV	73 42
									79	H	California	61 47	229	N	Grand Canyon	75 44
									88	A	Gonzaga	60 56	298	H	Florida A&M	88 45
													327	H	UC Irvine	75 56
													331	H	Southern Utah	71 32
LAST 12 Division I GAMES:																
28	H	Washington	53 61	6	H	Stanford	47 57									
9	A	Arizona St.	68 69	28	A	Washington	60 69									
106	A	Arizona	67 57	68	A	Washington St.	61 73									
177	A	Colorado	63 66	10	H	UCLA	71 68									
74	A	Utah	70 59	56	H	Oregon	74 67									
79	H	California	61 47	8	H	Oregon St.	49 57									

Non-Div I Games: Hope Int'l 92 43

Southern California

Loss, Non-Conf, S Site, H Home A Away N Neutral

Average RPI Win: 232	WON-LOST	WINNING	LAST 10	STRENGTH OF	OPP. STRENGTH	TEAM	ADJ.	CONF.	ADJ CONF.
Average RPI Loss: 134	RECORD	PCT. RANK	GAMES	SCHEDULE	OF SCHEDULE	RPI	RPI	RPI	RPI
DIV. I ONLY	14- 9	112	2- 1	199	217	139	139	21	21
DIV. I NON-CONF.	7- 5	135	1- 0	119	231	120	120	17	17
TOTALS	RPI 1-25	RPI 26-50	W-L RECORDS	RPI 51-100	RPI 101-150	RPI 150+			
14- 9	0- 1	0- 0	OVERALL	1- 2	2- 2	11- 4			
8- 3	0- 0	0- 0	HOME	0- 1	0- 1	8- 1			
6- 6	0- 1	0- 0	AWAY	1- 1	2- 1	3- 3			
0- 0	0- 0	0- 0	NEUTRAL	0- 0	0- 0	0- 0			
7- 5	0- 1	0- 0	NON-CONFERENCE	0- 1	1- 2	6- 1			
4- 2	0- 0	0- 0	HOME	0- 1	0- 1	4- 0			
3- 3	0- 1	0- 0	AWAY	0- 0	1- 1	2- 1			
0- 0	0- 0	0- 0	NEUTRAL	0- 0	0- 0	0- 0			
7- 4	0- 0	0- 0	CONFERENCE	1- 1	1- 0	5- 3			
4- 1	0- 0	0- 0	HOME	0- 0	0- 0	4- 1			
3- 3	0- 0	0- 0	AWAY	1- 1	1- 0	1- 2			
0- 0	0- 0	0- 0	NEUTRAL	0- 0	0- 0	0- 0			

RPI 1-25				RPI 26-50				RPI 51-100				RPI 101+ Team's RPI: 139			
RPI	S	Opponent	Score	RPI	S	Opponent	Score	RPI	S	Opponent	Score	RPI	S	Opponent	Score
16	A	DePaul	61 105					84	A	Missouri St.	77 82	116	A	Memphis	58 61
								87	H	UT Martin	63 70	122	A	UNI	65 60
								99	A	Drake	77 67	126	A	Mercer	55 52
												136	H	Marshall	55 61
												153	A	Loyola Chicago	59 83
												153	H	Loyola Chicago	68 69
												161	A	Illinois	64 78
												171	H	SIUE	71 57
												196	A	Southeast Mo. St.	87 72
												214	H	Siena	73 54
												249	H	Indiana St.	76 64
												267	H	Tennessee St.	79 70
												276	A	Murray St.	70 57
												293	H	Morehead St.	102 69
												304	A	Wichita St.	48 57
												305	A	Bradley	65 51
												305	H	Bradley	75 49
												309	H	Illinois St.	76 71
												319	H	Evansville	74 56
LAST 12 Division I GAMES:															
267	H	Tennessee St.	79 70	304	A	Wichita St.	48 57								
305	A	Bradley	65 51	319	H	Evansville	74 56								
153	A	Loyola Chicago	59 83	153	H	Loyola Chicago	68 69								
309	H	Illinois St.	76 71	305	H	Bradley	75 49								
249	H	Indiana St.	76 64	122	A	UNI	65 60								
84	A	Missouri St.	77 82	99	A	Drake	77 67								

Non-Div I Games:

Southern Ill.

■ Loss,
 ■ Non-Conf,
 ■ S Site,
 ■ Home
 ■ A Away
 N Neutral

Average RPI Win:	225	WON-LOST	WINNING	LAST 10	STRENGTH OF	OPP. STRENGTH	TEAM	ADJ.	CONF.	ADJ CONF.
Average RPI Loss:	100	RECORD	PCT. RANK	GAMES	SCHEDULE	OF SCHEDULE	RPI	RPI	RPI	RPI
DIV. I ONLY	11- 10	153	1- 2	169	108	152	152	12	12	
DIV. I NON-CONF.	6- 4	125	1- 1	102	140	103	103	10	10	
TOTALS	RPI 1-25	RPI 26-50	W-L RECORDS	RPI 51-100	RPI 101-150	RPI 150+				
11- 10	0- 2	0- 1	OVERALL	0- 2	1- 2	10- 3				
10- 0	0- 0	0- 0	HOME	0- 0	1- 0	9- 0				
1- 9	0- 2	0- 1	AWAY	0- 2	0- 1	1- 3				
0- 1	0- 0	0- 0	NEUTRAL	0- 0	0- 1	0- 0				
6- 4	0- 2	0- 0	NON-CONFERENCE	0- 1	1- 1	5- 0				
5- 0	0- 0	0- 0	HOME	0- 0	1- 0	4- 0				
1- 3	0- 2	0- 0	AWAY	0- 1	0- 0	1- 0				
0- 1	0- 0	0- 0	NEUTRAL	0- 0	0- 1	0- 0				
5- 6	0- 0	0- 1	CONFERENCE	0- 1	0- 1	5- 3				
5- 0	0- 0	0- 0	HOME	0- 0	0- 0	5- 0				
0- 6	0- 0	0- 1	AWAY	0- 1	0- 1	0- 3				
0- 0	0- 0	0- 0	NEUTRAL	0- 0	0- 0	0- 0				

RPI 1-25				RPI 26-50				RPI 51-100				RPI 101+ Team's RPI: 152			
RPI	S	Opponent	Score	RPI	S	Opponent	Score	RPI	S	Opponent	Score	RPI	S	Opponent	Score
4	A	Baylor	42 97	29	A	UTEP	64 72	59	A	Chattanooga	48 53	104	N	North Carolina	62 69
21	A	Mississippi St.	65 78					92	A	Charlotte	59 80	121	H	Samford	56 48
												146	A	Old Dominion	45 53
												151	A	UAB	49 53
												155	H	Ole Miss	57 38
												167	A	Louisiana Tech	37 72
												167	H	Louisiana Tech	69 59
												173	H	Fla. Atlantic	89 80
												205	H	South Ala.	71 51
												212	H	North Texas	57 38
												224	A	UTSA	41 47
												242	H	Rice	68 62
												274	A	Tennessee Tech	69 57
												284	H	Alabama St.	65 44
												297	H	FIU	82 55
												348	H	Mississippi Val.	71 55
LAST 12 Division I GAMES:															
121	H	Samford	56 48	29	A	UTEP	64 72	167	A	Louisiana Tech	37 72				
59	A	Chattanooga	48 53					297	H	FIU	82 55				
151	A	UAB	49 53					173	H	Fla. Atlantic	89 80				
242	H	Rice	68 62					146	A	Old Dominion	45 53				
212	H	North Texas	57 38					92	A	Charlotte	59 80				
224	A	UTSA	41 47												

Non-Div I Games: William Carey 75 34

Southern Miss.

■ Loss,
 ■ Non-Conf,
 ■ S Site,
 ■ Home
 ■ A Away
 N Neutral

Average RPI Win:	301	WON-LOST	WINNING	LAST 10	STRENGTH OF	OPP. STRENGTH	TEAM	ADJ.	CONF.	ADJ CONF.
Average RPI Loss:	119	RECORD	PCT. RANK	GAMES	SCHEDULE	OF SCHEDULE	RPI	RPI	RPI	RPI
DIV. I ONLY	9- 9	172	8- 2	230	295	178	178	32	32	
DIV. I NON-CONF.	1- 6	311	0- 1	15	4	178	178	31	31	
TOTALS	RPI 1-25	RPI 26-50	W-L RECORDS	RPI 51-100	RPI 101-150	RPI 150+				
9- 9	0- 2	0- 1	OVERALL	0- 3	0- 0	9- 3				
5- 1	0- 0	0- 0	HOME	0- 0	0- 0	5- 1				
4- 8	0- 1	0- 1	AWAY	0- 3	0- 0	4- 2				
0- 0	0- 0	0- 0	NEUTRAL	0- 0	0- 0	0- 0				
1- 6	0- 2	0- 1	NON-CONFERENCE	0- 3	0- 0	1- 0				
1- 0	0- 0	0- 0	HOME	0- 0	0- 0	1- 0				
0- 6	0- 2	0- 1	AWAY	0- 3	0- 0	0- 0				
0- 0	0- 0	0- 0	NEUTRAL	0- 0	0- 0	0- 0				
8- 3	0- 0	0- 0	CONFERENCE	0- 0	0- 0	8- 3				
4- 1	0- 0	0- 0	HOME	0- 0	0- 0	4- 1				
4- 2	0- 0	0- 0	AWAY	0- 0	0- 0	4- 2				
0- 0	0- 0	0- 0	NEUTRAL	0- 0	0- 0	0- 0				

RPI 1-25				RPI 26-50				RPI 51-100				RPI 101+ Team's RPI: 178			
RPI	S	Opponent	Score	RPI	S	Opponent	Score	RPI	S	Opponent	Score	RPI	S	Opponent	Score
11	A	Maryland	61 94	46	A	Kansas St.	47 59	75	A	Nebraska	38 89	205	H	South Ala.	50 45
15	A	Texas A&M	47 88					83	A	Tulane	48 77	231	A	Grambling	52 65
								96	A	Iowa St.	46 86	231	H	Grambling	80 68
												233	A	Texas Southern	45 59
												272	A	Prairie View	65 55
												284	H	Alabama St.	59 60
												320	H	Alcorn	66 57
												328	A	Jackson St.	66 57
												328	H	Jackson St.	84 57
												334	A	Ark.-Pine Bluff	78 61
												345	H	Alabama A&M	77 38
												348	A	Mississippi Val.	99 36
LAST 12 Division I GAMES:															
328	A	Jackson St.	66 57	334	A	Ark.-Pine Bluff	78 61								
231	A	Grambling	52 65	328	H	Jackson St.	84 57								
320	H	Alcorn	66 57	231	H	Grambling	80 68								
345	H	Alabama A&M	77 38	272	A	Prairie View	65 55								
284	H	Alabama St.	59 60	233	A	Texas Southern	45 59								
348	A	Mississippi Val.	99 36	83	A	Tulane	48 77								

Non-Div I Games: Tougaloo 81 48 Spring Hill 65 46

Southern U.

Loss, Non-Conf, S Site, H Home A Away N Neutral

Southern Utah

Through Games Of Feb. 12, 2016

Average RPI Win:	313	WON-LOST	WINNING	LAST 10	STRENGTH OF	OPP. STRENGTH	TEAM	ADJ.	CONF.	ADJ CONF.
Average RPI Loss:	181	RECORD	PCT. RANK	GAMES	SCHEDULE	OF SCHEDULE	RPI	RPI	RPI	RPI
DIV. I ONLY	2- 20	342	0- 10	178	294	331	331	19	19	
DIV. I NON-CONF.	2- 8	290	0- 0	289	264	331	331	21	21	
TOTALS	RPI 1-25	RPI 26-50	W-L RECORDS	RPI 51-100	RPI 101-150	RPI 150+				
2- 20	0- 0	0- 1	OVERALL	0- 2	0- 3	2- 14				
2- 6	0- 0	0- 0	HOME	0- 0	0- 1	2- 5				
0- 13	0- 0	0- 1	AWAY	0- 2	0- 2	0- 8				
0- 1	0- 0	0- 0	NEUTRAL	0- 0	0- 0	0- 1				
2- 8	0- 0	0- 1	NON-CONFERENCE	0- 2	0- 0	2- 5				
2- 1	0- 0	0- 0	HOME	0- 0	0- 0	2- 1				
0- 6	0- 0	0- 1	AWAY	0- 2	0- 0	0- 3				
0- 1	0- 0	0- 0	NEUTRAL	0- 0	0- 0	0- 1				
0- 12	0- 0	0- 0	CONFERENCE	0- 0	0- 3	0- 9				
0- 5	0- 0	0- 0	HOME	0- 0	0- 1	0- 4				
0- 7	0- 0	0- 0	AWAY	0- 0	0- 2	0- 5				
0- 0	0- 0	0- 0	NEUTRAL	0- 0	0- 0	0- 0				

RPI S	Opponent	Score	RPI S	Opponent	Score	RPI S	Opponent	Score	RPI S	Opponent	Score	Team's RPI: 331
			36 A	Southern California	32 71	95 A	TCU	47 76	117 A	North Dakota	56 68	
						100 A	New Mexico St.	60 74	147 A	Idaho	48 93	
									147 H	Idaho	51 62	
									154 A	Northern Colo.	44 64	
									160 A	Montana St.	59 86	
									181 A	New Mexico	48 70	
									188 A	Eastern Wash.	53 64	
									188 H	Eastern Wash.	82 85	
									191 H	Weber St.	51 69	
									194 A	UNLV	44 79	
									199 H	Idaho St.	67 71	
									219 A	Utah Valley	58 70	
									221 A	Montana	60 66	
									221 H	Montana	50 81	
									268 A	Northern Ariz.	48 57	
									273 N	N.C. A&T	65 78	
									285 H	CSUN	67 65	
									327 H	UC Irvine	58 63	
									341 H	Air Force	75 56	
LAST 12 Division I GAMES:												
			221 H	Montana	50 81		154 A	Northern Colo.	44 64			
			188 A	Eastern Wash.	53 64		147 H	Idaho	51 62			
			147 A	Idaho	48 93		188 H	Eastern Wash.	82 85			
			191 H	Weber St.	51 69		268 A	Northern Ariz.	48 57			
			199 H	Idaho St.	67 71		221 A	Montana	60 66			
			117 A	North Dakota	56 68		160 A	Montana St.	59 86			

Non-Div I Games:

Southern Utah

■ Loss,
 ■ Non-Conf,
 ■ S Site,
 ■ H Home
 ■ A Away
 N Neutral

St. Bonaventure

Through Games Of Feb. 12, 2016

Average RPI Win:	160	WON-LOST	WINNING	LAST 10	STRENGTH OF	OPP. STRENGTH	TEAM	ADJ.	CONF.	ADJ CONF.
Average RPI Loss:	56	RECORD	PCT. RANK	GAMES	SCHEDULE	OF SCHEDULE	RPI	RPI	RPI	RPI
DIV. I ONLY	20- 4	20	3- 2	101	83	25	25	7	7	
DIV. I NON-CONF.	11- 2	28	0- 1	149	83	34	34	8	8	
TOTALS	RPI 1-25	RPI 26-50	W-L RECORDS	RPI 51-100	RPI 101-150	RPI 150+				
20- 4	0- 2	2- 0	OVERALL	3- 2	4- 0	11- 0				
14- 0	0- 0	1- 0	HOME	3- 0	3- 0	7- 0				
6- 4	0- 1	1- 0	AWAY	0- 2	1- 0	4- 0				
0- 0	0- 0	0- 0	NEUTRAL	0- 0	0- 0	0- 0				
11- 2	0- 1	1- 0	NON-CONFERENCE	1- 1	4- 0	5- 0				
8- 0	0- 0	1- 0	HOME	1- 0	3- 0	3- 0				
3- 2	0- 1	0- 0	AWAY	0- 1	1- 0	2- 0				
0- 0	0- 0	0- 0	NEUTRAL	0- 0	0- 0	0- 0				
9- 2	0- 1	1- 0	CONFERENCE	2- 1	0- 0	6- 0				
6- 0	0- 0	0- 0	HOME	2- 0	0- 0	4- 0				
3- 2	0- 1	1- 0	AWAY	0- 1	0- 0	2- 0				
0- 0	0- 0	0- 0	NEUTRAL	0- 0	0- 0	0- 0				

RPI 1-25				Team's RPI: 25	RPI 26-50				RPI 51-100				RPI 101+			
RPI	S	Opponent	Score		RPI	S	Opponent	Score	RPI	S	Opponent	Score	RPI	S	Opponent	Score
16	A	DePaul	54	77	47	H	James Madison	56 45	76	H	Saint Louis	80 59	108	H	Toledo	74 63
24	A	Duquesne	62	74	49	A	Dayton	59 54	85	A	Drexel	46 58	125	A	Stony Brook	73 68
									93	H	Georgetown	69 54	131	H	Penn St.	70 60
									94	H	Saint Joseph's	65 51	138	H	Buffalo	59 32
									98	A	VCU	47 52	158	A	Davidson	59 47
													159	H	Fordham	55 41
													172	H	Detroit	84 73
													175	H	George Mason	70 55
													182	A	Rhode Island	69 56
													214	H	Siena	57 40
													217	A	Canisius	59 47
													222	H	Richmond	66 43
													261	H	Massachusetts	66 41
													290	H	Niagara	67 55
													295	A	Colgate	62 38
LAST 12 Division I GAMES:																
85	A	Drexel	46	58	49	A	Dayton	59	54							
76	H	Saint Louis	80	59	175	H	George Mason	70	55							
98	A	VCU	47	52	158	A	Davidson	59	47							
222	H	Richmond	66	43	261	H	Massachusetts	66	41							
94	H	Saint Joseph's	65	51	159	H	Fordham	55	41							
24	A	Duquesne	62	74	182	A	Rhode Island	69	56							

Non-Div I Games:

St. Bonaventure

■ Loss,
 ■ Non-Conf,
 ■ S Site,
 ■ H Home
 ■ A Away
 N Neutral

Average RPI Win:	306	WON-LOST	WINNING	LAST 10	STRENGTH OF	OPP. STRENGTH	TEAM	ADJ.	CONF.	ADJ CONF.
Average RPI Loss:	251	RECORD	PCT. RANK	GAMES	SCHEDULE	OF SCHEDULE	RPI	RPI	RPI	RPI
DIV. I ONLY	5- 18	301	2- 8	343	346	344	344	31	31	
DIV. I NON-CONF.	3- 8	258	0- 0	331	314	325	325	32	32	
TOTALS	RPI 1-25	RPI 26-50	W-L RECORDS	RPI 51-100	RPI 101-150	RPI 150+				
5- 18	0- 0	0- 0	OVERALL	0- 3	0- 0	5- 15				
2- 7	0- 0	0- 0	HOME	0- 1	0- 0	2- 6				
2- 10	0- 0	0- 0	AWAY	0- 1	0- 0	2- 9				
1- 1	0- 0	0- 0	NEUTRAL	0- 1	0- 0	1- 0				
3- 8	0- 0	0- 0	NON-CONFERENCE	0- 3	0- 0	3- 5				
1- 2	0- 0	0- 0	HOME	0- 1	0- 0	1- 1				
1- 5	0- 0	0- 0	AWAY	0- 1	0- 0	1- 4				
1- 1	0- 0	0- 0	NEUTRAL	0- 1	0- 0	1- 0				
2- 10	0- 0	0- 0	CONFERENCE	0- 0	0- 0	2- 10				
1- 5	0- 0	0- 0	HOME	0- 0	0- 0	1- 5				
1- 5	0- 0	0- 0	AWAY	0- 0	0- 0	1- 5				
0- 0	0- 0	0- 0	NEUTRAL	0- 0	0- 0	0- 0				

RPI 1-25			RPI 26-50			RPI 51-100			RPI 101+ Team's RPI: 344		
RPI	S	Opponent	Score	RPI	S	Opponent	Score	RPI	S	Opponent	Score
						70 H Army West Point	35 74	186 H Robert Morris		53 62	
						80 A Georgia Tech	51 89	220 H Bryant		42 70	
						93 N Georgetown	52 74	232 A Manhattan		53 61	
								256 H Loyola Maryland		64 54	
								260 A Sacred Heart		55 63	
								260 H Sacred Heart		51 68	
								270 A Monmouth		54 63	
								277 A Central Conn. St.		61 65	
								279 H Saint Francis (PA)		76 83	
								287 A Vermont		59 55	
								292 H Rider		59 71	
								315 A Fairleigh Dickinson		61 65	
								315 H Fairleigh Dickinson		88 78	
								325 A LIU Brooklyn		71 51	
								330 A Lafayette		59 77	
								333 A Saint Peter's		40 44	
								339 A Mt. St. Mary's		56 66	
								342 A Wagner		53 70	
								342 H Wagner		78 82	
								346 N Norfolk St.		59 55	
LAST 12 Division I GAMES:											
315	H	Fairleigh Dickinson	88 78	220	H	Bryant	42 70				
260	A	Sacred Heart	55 63	260	H	Sacred Heart	51 68				
342	H	Wagner	78 82	279	H	Saint Francis (PA)	76 83				
277	A	Central Conn. St.	61 65	186	H	Robert Morris	53 62				
342	A	Wagner	53 70	339	A	Mt. St. Mary's	56 66				
325	A	LIU Brooklyn	71 51	315	A	Fairleigh Dickinson	61 65				

Non-Div I Games:

St. Francis Brooklyn

■ Loss,
 ■ Non-Conf,
 ■ S Site,
 ■ H Home
 ■ A Away
 N Neutral

Average RPI Win:	154	WON-LOST	WINNING	LAST 10	STRENGTH OF	OPP. STRENGTH	TEAM	ADJ.	CONF.	ADJ CONF.
Average RPI Loss:	37	RECORD	PCT. RANK	GAMES	SCHEDULE	OF SCHEDULE	RPI	RPI	RPI	RPI
DIV. I ONLY	17- 7	62	6- 4	74	43	45	45	6	6	
DIV. I NON-CONF.	9- 2	37	0- 0	128	69	27	27	6	6	
TOTALS	RPI 1-25	RPI 26-50	W-L RECORDS	RPI 51-100	RPI 101-150	RPI 150+				
17- 7	0- 4	4- 0	OVERALL	2- 3	3- 0	8- 0				
9- 2	0- 1	2- 0	HOME	1- 1	2- 0	4- 0				
8- 5	0- 3	2- 0	AWAY	1- 2	1- 0	4- 0				
0- 0	0- 0	0- 0	NEUTRAL	0- 0	0- 0	0- 0				
9- 2	0- 2	2- 0	NON-CONFERENCE	0- 0	1- 0	6- 0				
5- 0	0- 0	1- 0	HOME	0- 0	1- 0	3- 0				
4- 2	0- 2	1- 0	AWAY	0- 0	0- 0	3- 0				
0- 0	0- 0	0- 0	NEUTRAL	0- 0	0- 0	0- 0				
8- 5	0- 2	2- 0	CONFERENCE	2- 3	2- 0	2- 0				
4- 2	0- 1	1- 0	HOME	1- 1	1- 0	1- 0				
4- 3	0- 1	1- 0	AWAY	1- 2	1- 0	1- 0				
0- 0	0- 0	0- 0	NEUTRAL	0- 0	0- 0	0- 0				

RPI	S	Opponent	Score	RPI	S	Opponent	Score	Team's RPI: 45	RPI	S	Opponent	Score	RPI	S	Opponent	Score
10	A	UCLA	58 73	37	A	Seton Hall	72 64		54	A	Villanova	54 58	120	A	Creighton	66 55
16	A	DePaul	71 77	37	H	Seton Hall	71 69		54	H	Villanova	59 71	135	H	Yale	69 56
16	H	DePaul	61 71	41	H	South Fla.	74 70		86	A	Marquette	64 67	137	H	Xavier	57 41
24	A	Duquesne	57 76	42	A	Rutgers	69 62		86	H	Marquette	81 77	180	H	Marist	61 47
									93	A	Georgetown	65 60	192	A	Kansas	86 71
													198	H	Butler	68 41
													218	H	Fairfield	73 54
													251	A	Providence	80 61
													260	H	Sacred Heart	67 54
													266	A	UCF	70 42
													327	A	UC Irvine	85 63
LAST 12 Division I GAMES:																
54	H	Villanova	59 71	54	A	Villanova	54 58									
37	A	Seton Hall	72 64	93	A	Georgetown	65 60									
16	A	DePaul	71 77	37	H	Seton Hall	71 69									
86	A	Marquette	64 67	86	H	Marquette	81 77									
137	H	Xavier	57 41	16	H	DePaul	61 71									
198	H	Butler	68 41	251	A	Providence	80 61									

Non-Div I Games:

St. John's (NY)

St. Mary's (CA)

Through Games Of Feb. 12, 2016

Average RPI Win:	159	WON-LOST	WINNING	LAST 10	STRENGTH OF	OPP. STRENGTH	TEAM	ADJ.	CONF.	ADJ CONF.
Average RPI Loss:	93	RECORD	PCT. RANK	GAMES	SCHEDULE	OF SCHEDULE	RPI	RPI	RPI	RPI
DIV. I ONLY	18- 6	46	8- 2	91	89	61	61	9	9	
DIV. I NON-CONF.	9- 2	37	0- 0	151	89	68	68	9	9	
TOTALS	RPI 1-25	RPI 26-50	W-L RECORDS	RPI 51-100	RPI 101-150	RPI 150+				
18- 6	0- 2	0- 1	OVERALL	6- 1	2- 0	10- 2				
8- 4	0- 1	0- 1	HOME	2- 1	1- 0	5- 1				
9- 2	0- 1	0- 0	AWAY	3- 0	1- 0	5- 1				
1- 0	0- 0	0- 0	NEUTRAL	1- 0	0- 0	0- 0				
9- 2	0- 0	0- 1	NON-CONFERENCE	3- 0	1- 0	5- 1				
4- 2	0- 0	0- 1	HOME	1- 0	1- 0	2- 1				
4- 0	0- 0	0- 0	AWAY	1- 0	0- 0	3- 0				
1- 0	0- 0	0- 0	NEUTRAL	1- 0	0- 0	0- 0				
9- 4	0- 2	0- 0	CONFERENCE	3- 1	1- 0	5- 1				
4- 2	0- 1	0- 0	HOME	1- 1	0- 0	3- 0				
5- 2	0- 1	0- 0	AWAY	2- 0	1- 0	2- 1				
0- 0	0- 0	0- 0	NEUTRAL	0- 0	0- 0	0- 0				

RPI 1-25				RPI 26-50				RPI 51-100				RPI 101+			
RPI	S	Opponent	Score	RPI	S	Opponent	Score	RPI	S	Opponent	Score	RPI	S	Opponent	Score
14	A	BYU	59 65	30	H	Missouri	78 95	54	N	Villanova	67 60	113	A	San Francisco	78 68
14	H	BYU	44 65					58	H	Santa Clara	67 73	140	H	Fresno St.	83 81
								68	H	Washington St.	75 71	154	A	Northern Colo.	65 52
								71	A	San Diego	73 68	164	A	Pacific	82 73
								71	H	San Diego	68 60	164	H	Pacific	83 75
								79	A	California	64 63	187	H	UC Davis	71 78
								88	A	Gonzaga	69 68	195	H	Cal Poly	87 83
												203	H	San Jose St.	91 81
												235	H	Loyola Marymount	72 57
												248	A	Wyoming	70 64
												252	A	Pepperdine	58 62
												252	H	Pepperdine	88 72
												283	A	Portland	78 51
												285	A	CSUN	93 59
LAST 12 Division I GAMES:															
252	A	Pepperdine	58 62	164	A	Pacific	82 73								
14	H	BYU	44 65	252	H	Pepperdine	88 72								
71	H	San Diego	68 60	235	H	Loyola Marymount	72 57								
164	H	Pacific	83 75	71	A	San Diego	73 68								
283	A	Portland	78 51	14	A	BYU	59 65								
88	A	Gonzaga	69 68	58	H	Santa Clara	67 73								

Non-Div I Games:

St. Mary's (CA)

■ Loss,
 ■ Non-Conf,
 ■ S Site,
 ■ Home
 ■ A Away
 N Neutral

Average RPI Win:	89	WON-LOST	WINNING	LAST 10	STRENGTH OF	OPP. STRENGTH	TEAM	ADJ.	CONF.	ADJ CONF.
Average RPI Loss:	18	RECORD	PCT. RANK	GAMES	SCHEDULE	OF SCHEDULE	RPI	RPI	RPI	RPI
DIV. I ONLY	20- 5	33	8- 2	4	6	6	6	1	1	
DIV. I NON-CONF.	10- 2	33	0- 0	4	26	3	3	1	1	
TOTALS	RPI 1-25	RPI 26-50	W-L RECORDS	RPI 51-100	RPI 101-150	RPI 150+				
20- 5	1- 4	5- 0	OVERALL	8- 1	2- 0	4- 0				
11- 1	1- 0	2- 0	HOME	4- 1	1- 0	3- 0				
6- 4	0- 4	1- 0	AWAY	3- 0	1- 0	1- 0				
3- 0	0- 0	2- 0	NEUTRAL	1- 0	0- 0	0- 0				
10- 2	1- 1	3- 0	NON-CONFERENCE	3- 1	0- 0	3- 0				
5- 1	1- 0	1- 0	HOME	1- 1	0- 0	2- 0				
2- 1	0- 1	0- 0	AWAY	1- 0	0- 0	1- 0				
3- 0	0- 0	2- 0	NEUTRAL	1- 0	0- 0	0- 0				
10- 3	0- 3	2- 0	CONFERENCE	5- 0	2- 0	1- 0				
6- 0	0- 0	1- 0	HOME	3- 0	1- 0	1- 0				
4- 3	0- 3	1- 0	AWAY	2- 0	1- 0	0- 0				
0- 0	0- 0	0- 0	NEUTRAL	0- 0	0- 0	0- 0				

RPI	S	Opponent	Score	RPI	S	Opponent	Score	RPI	S	Opponent	Score	RPI	S	Opponent	Score
7	A	Texas	69 77	28	H	Washington	69 53	56	A	Oregon	64 62	106	A	Arizona	59 34
8	A	Oregon St.	50 58	35	H	George Washington	84 63	58	H	Santa Clara	58 61	106	H	Arizona	82 58
9	A	Arizona St.	31 49	36	A	Southern California	57 47	59	H	Chattanooga	73 30	163	H	Cornell	93 38
10	A	UCLA	36 56	49	N	Dayton	74 66	68	H	Washington St.	69 52	177	H	Colorado	71 56
12	H	Tennessee	69 55	50	N	Purdue	71 65	74	H	Utah	72 52	187	A	UC Davis	74 45
								79	A	California	60 55	241	H	CSU Bakersfield	83 41
								79	H	California	53 46				
								84	N	Missouri St.	82 65				
								88	A	Gonzaga	65 48				
LAST 12 Division I GAMES:															
106	H	Arizona	82 58	36	A	Southern California	57 47								
79	A	California	60 55	8	A	Oregon St.	50 58								
79	H	California	53 46	56	A	Oregon	64 62								
68	H	Washington St.	69 52	177	H	Colorado	71 56								
28	H	Washington	69 53	74	H	Utah	72 52								
10	A	UCLA	36 56	9	A	Arizona St.	31 49								

Non-Div I Games:

Stanford

■ Loss,
■ Non-Conf,
■ S Site,
■ H Home
■ A Away
N Neutral

Average RPI Win:	231	WON-LOST	WINNING	LAST 10	STRENGTH OF	OPP. STRENGTH	TEAM	ADJ.	CONF.	ADJ CONF.
Average RPI Loss:	183	RECORD	PCT. RANK	GAMES	SCHEDULE	OF SCHEDULE	RPI	RPI	RPI	RPI
DIV. I ONLY	9- 10	193	5- 5	263	270	237	237	27	27	
DIV. I NON-CONF.	3- 5	218	0- 0	195	222	227	227	26	26	
TOTALS	RPI 1-25	RPI 26-50	W-L RECORDS	RPI 51-100	RPI 101-150	RPI 150+				
9- 10	0- 0	0- 0	OVERALL	0- 2	1- 3	8- 5				
5- 4	0- 0	0- 0	HOME	0- 1	1- 2	4- 1				
2- 4	0- 0	0- 0	AWAY	0- 1	0- 0	2- 3				
2- 2	0- 0	0- 0	NEUTRAL	0- 0	0- 1	2- 1				
3- 5	0- 0	0- 0	NON-CONFERENCE	0- 1	0- 2	3- 2				
1- 1	0- 0	0- 0	HOME	0- 0	0- 1	1- 0				
0- 2	0- 0	0- 0	AWAY	0- 1	0- 0	0- 1				
2- 2	0- 0	0- 0	NEUTRAL	0- 0	0- 1	2- 1				
6- 5	0- 0	0- 0	CONFERENCE	0- 1	1- 1	5- 3				
4- 3	0- 0	0- 0	HOME	0- 1	1- 1	3- 1				
2- 2	0- 0	0- 0	AWAY	0- 0	0- 0	2- 2				
0- 0	0- 0	0- 0	NEUTRAL	0- 0	0- 0	0- 0				

RPI 1-25				RPI 26-50				RPI 51-100				RPI 101+ Team's RPI: 237					
RPI	S	Opponent	Score	RPI	S	Opponent	Score	RPI	S	Opponent	Score	RPI	S	Opponent	Score		
								64	H	Abilene Christian	70	85	114	N	IUPUI	55	62
								95	A	TCU	55	88	128	H	Central Ark.	53	55
													134	H	Northwestern St.	68	52
													142	H	UT Arlington	63	67
													167	A	Louisiana Tech	44	76
													169	H	McNeese St.	80	55
													171	N	SIUE	82	74
													191	N	Weber St.	46	56
													234	A	Houston Baptist	64	50
													239	H	Sam Houston St.	70	63
													242	H	Rice	59	45
													249	N	Indiana St.	71	62
													280	H	Lamar	60	64
													306	A	Southeastern La.	56	65
													321	A	A&M-Corpus Christi	71	66
													322	H	Incarnate Word	74	62
													340	A	New Orleans	57	58
LAST 12 Division I GAMES:																	
322	H	Incarnate Word	74	62	64	H	Abilene Christian	70	85								
234	A	Houston Baptist	64	50	340	A	New Orleans	57	58								
134	H	Northwestern St.	68	52	128	H	Central Ark.	53	55								
321	A	A&M-Corpus Christi	71	66	306	A	Southeastern La.	56	65								
239	H	Sam Houston St.	70	63	169	H	McNeese St.	80	55								
280	H	Lamar	60	64	242	H	Rice	59	45								

Non-Div I Games: Texas-Tyler 91 69 Tex. A&M-Commerce 75 65 LSU-Shreveport 94 39

Stephen F. Austin

Loss, Non-Conf, S Site, H Home A Away N Neutral

Average RPI Win: 274	WON-LOST	WINNING	LAST 10	STRENGTH OF	OPP. STRENGTH	TEAM	ADJ.	CONF.	ADJ CONF.
Average RPI Loss: 122	RECORD	PCT. RANK	GAMES	SCHEDULE	OF SCHEDULE	RPI	RPI	RPI	RPI
DIV. I ONLY	12- 8	113	7- 3	290	216	178	178	29	29
DIV. I NON-CONF.	6- 5	146	1- 2	243	139	166	166	27	27
TOTALS	RPI 1-25	RPI 26-50	W-L RECORDS	RPI 51-100	RPI 101-150	RPI 150+			
12- 8	0- 1	0- 1	OVERALL	0- 2	0- 1	12- 3			
6- 2	0- 0	0- 0	HOME	0- 0	0- 0	6- 2			
6- 4	0- 1	0- 1	AWAY	0- 1	0- 0	6- 1			
0- 2	0- 0	0- 0	NEUTRAL	0- 1	0- 1	0- 0			
6- 5	0- 1	0- 1	NON-CONFERENCE	0- 1	0- 1	6- 1			
3- 1	0- 0	0- 0	HOME	0- 0	0- 0	3- 1			
3- 2	0- 1	0- 1	AWAY	0- 0	0- 0	3- 0			
0- 2	0- 0	0- 0	NEUTRAL	0- 1	0- 1	0- 0			
6- 3	0- 0	0- 0	CONFERENCE	0- 1	0- 0	6- 2			
3- 1	0- 0	0- 0	HOME	0- 0	0- 0	3- 1			
3- 2	0- 0	0- 0	AWAY	0- 1	0- 0	3- 1			
0- 0	0- 0	0- 0	NEUTRAL	0- 0	0- 0	0- 0			

RPI 1-25				RPI 26-50				RPI 51-100				RPI 101+ Team's RPI: 178			
RPI	S	Opponent	Score	RPI	S	Opponent	Score	RPI	S	Opponent	Score	RPI	S	Opponent	Score
12	A	Tennessee	56 90	27	A	Georgia	55 76	63	A	FGCU	48 61	127	N	Boise St.	65 71
								82	N	Minnesota	69 72	165	H	Hampton	68 59
												166	A	Jacksonville	49 69
												166	H	Jacksonville	66 61
												227	H	USC Upstate	56 61
												253	A	Bethune-Cookman	62 38
												257	A	UNCW	52 49
												266	H	UCF	83 68
												269	H	Georgia St.	72 80
												271	H	Ga. Southern	79 57
												291	A	Kennesaw St.	57 54
												301	A	North Florida	67 56
												301	H	North Florida	81 61
												335	A	Lipscomb	83 62
												336	A	Eastern Ill.	68 66
												343	H	NJIT	60 55
LAST 12 Division I GAMES:															
301	A	North Florida	67 56	227	H	USC Upstate	56 61								
166	H	Jacksonville	66 61	343	H	NJIT	60 55								
301	H	North Florida	81 61	63	A	FGCU	48 61								
166	A	Jacksonville	49 69	165	H	Hampton	68 59								
335	A	Lipscomb	83 62	12	A	Tennessee	56 90								
291	A	Kennesaw St.	57 54	269	H	Georgia St.	72 80								

Non-Div I Games: Trinity Baptist 107 30 Armstrong St. 61 45 Flagler 84 47

Stetson

Stony Brook

Through Games Of Feb. 12, 2016

Average RPI Win:	239	WON-LOST	WINNING	LAST 10	STRENGTH OF	OPP. STRENGTH	TEAM	ADJ.	CONF.	ADJ CONF.
Average RPI Loss:	105	RECORD	PCT. RANK	GAMES	SCHEDULE	OF SCHEDULE	RPI	RPI	RPI	RPI
DIV. I ONLY	16- 9	95	6- 4	207	200	125	125	15	15	
DIV. I NON-CONF.	8- 5	119	0- 0	164	197	119	119	18	18	
TOTALS	RPI 1-25	RPI 26-50	W-L RECORDS	RPI 51-100	RPI 101-150	RPI 150+				
16- 9	0- 2	0- 0	OVERALL	0- 3	2- 1	14- 3				
9- 3	0- 1	0- 0	HOME	0- 0	2- 0	7- 2				
7- 6	0- 1	0- 0	AWAY	0- 3	0- 1	7- 1				
0- 0	0- 0	0- 0	NEUTRAL	0- 0	0- 0	0- 0				
8- 5	0- 2	0- 0	NON-CONFERENCE	0- 1	2- 1	6- 1				
4- 2	0- 1	0- 0	HOME	0- 0	2- 0	2- 1				
4- 3	0- 1	0- 0	AWAY	0- 1	0- 1	4- 0				
0- 0	0- 0	0- 0	NEUTRAL	0- 0	0- 0	0- 0				
8- 4	0- 0	0- 0	CONFERENCE	0- 2	0- 0	8- 2				
5- 1	0- 0	0- 0	HOME	0- 0	0- 0	5- 1				
3- 3	0- 0	0- 0	AWAY	0- 2	0- 0	3- 1				
0- 0	0- 0	0- 0	NEUTRAL	0- 0	0- 0	0- 0				

RPI 1-25				RPI 26-50				RPI 51-100				RPI 101+ Team's RPI: 125			
RPI	S	Opponent	Score	RPI	S	Opponent	Score	RPI	S	Opponent	Score	RPI	S	Opponent	Score
23	A	Syracuse	49 64					52	A	Albany (NY)	54 73	112	H	Iona	58 53
25	H	St. Bonaventure	68 73					67	A	Hofstra	66 71	124	H	Harvard	64 63
								89	A	Maine	52 55	135	A	Yale	57 62
												155	H	Ole Miss	57 72
												163	A	Cornell	58 49
												168	A	UMBC	69 60
												168	H	UMBC	65 69
												206	A	Hartford	45 42
												206	H	Hartford	58 35
												213	H	Morgan St.	46 42
												228	A	Columbia	79 71
												230	A	Binghamton	47 54
												230	H	Binghamton	64 58
												258	H	New Hampshire	63 54
												287	H	Vermont	73 59
												316	A	UMass Lowell	64 50
												316	H	UMass Lowell	60 46
												325	H	LIU Brooklyn	71 54
												333	A	Saint Peter's	69 35
												342	A	Wagner	73 62
LAST 12 Division I GAMES:															
168	H	UMBC	65 69	52	A	Albany (NY)	54 73								
206	A	Hartford	45 42	206	H	Hartford	58 35								
316	H	UMass Lowell	60 46	258	H	New Hampshire	63 54								
230	A	Binghamton	47 54	168	A	UMBC	69 60								
287	H	Vermont	73 59	316	A	UMass Lowell	64 50								
89	A	Maine	52 55	230	H	Binghamton	64 58								

Non-Div I Games:

Stony Brook

Loss, Non-Conf, S Site, H Home A Away N Neutral

Average RPI Win: 141		WON-LOST	WINNING	LAST 10	STRENGTH OF	OPP. STRENGTH	TEAM	ADJ.	CONF.	ADJ CONF.
Average RPI Loss: 26		RECORD	PCT. RANK	GAMES	SCHEDULE	OF SCHEDULE	RPI	RPI	RPI	RPI
DIV. I ONLY		19- 6	42	8- 2	42	33	23	23	5	5
DIV. I NON-CONF.		10- 3	61	0- 0	66	64	44	44	5	5
TOTALS		RPI 1-25	RPI 26-50		W-L RECORDS		RPI 51-100	RPI 101-150	RPI 150+	
19- 6		0- 5	3- 0		OVERALL		3- 0	5- 1	8- 0	
13- 2		0- 2	1- 0		HOME		3- 0	3- 0	6- 0	
4- 4		0- 3	1- 0		AWAY		0- 0	2- 1	1- 0	
2- 0		0- 0	1- 0		NEUTRAL		0- 0	0- 0	1- 0	
10- 3		0- 3	1- 0		NON-CONFERENCE		1- 0	1- 0	7- 0	
7- 1		0- 1	0- 0		HOME		1- 0	1- 0	5- 0	
1- 2		0- 2	0- 0		AWAY		0- 0	0- 0	1- 0	
2- 0		0- 0	1- 0		NEUTRAL		0- 0	0- 0	1- 0	
9- 3		0- 2	2- 0		CONFERENCE		2- 0	4- 1	1- 0	
6- 1		0- 1	1- 0		HOME		2- 0	2- 0	1- 0	
3- 2		0- 1	1- 0		AWAY		0- 0	2- 1	0- 0	
0- 0		0- 0	0- 0		NEUTRAL		0- 0	0- 0	0- 0	

RPI 1-25				Team's RPI: 23				RPI 26-50				RPI 51-100				RPI 101+			
RPI	S	Opponent	Score		RPI	S	Opponent	Score		RPI	S	Opponent	Score		RPI	S	Opponent	Score	
1	A	Notre Dame	62	90	28	N	Washington	66	62	80	H	Georgia Tech	71	52	101	A	Virginia	91	57
9	H	Arizona St.	54	61	33	A	Miami (FL)	57	51	85	H	Drexel	83	62	104	A	North Carolina	73	77
11	A	Maryland	64	82	48	H	Duke	86	50	97	H	Virginia Tech	60	39	105	H	Boston College	62	61
12	A	Tennessee	55	57											123	A	Wake Forest	91	65
19	H	Louisville	53	71											125	H	Stony Brook	64	49
															144	H	Pittsburgh	71	48
															159	N	Fordham	76	54
															166	H	Jacksonville	65	49
															182	A	Rhode Island	57	54
															185	H	UTRGV	91	32
															213	H	Morgan St.	90	61
															236	H	Clemson	83	62
															250	H	Coppin St.	88	56
															324	H	Howard	97	48
LAST 12 Division I GAMES:																			
101	A	Virginia	91	57	1	A	Notre Dame	62	90	123	A	Wake Forest	91	65					
80	H	Georgia Tech	71	52						144	H	Pittsburgh	71	48					
236	H	Clemson	83	62	97	H	Virginia Tech	60	39										
33	A	Miami (FL)	57	51	104	A	North Carolina	73	77										
105	H	Boston College	62	61	48	H	Duke	86	50										
19	H	Louisville	53	71															

Non-Div I Games:

Syracuse

Average RPI Win:	205	WON-LOST	WINNING	LAST 10	STRENGTH OF	OPP. STRENGTH	TEAM	ADJ.	CONF.	ADJ CONF.
Average RPI Loss:	35	RECORD	PCT. RANK	GAMES	SCHEDULE	OF SCHEDULE	RPI	RPI	RPI	RPI
DIV. I ONLY	12- 11	159	2- 8	39	49	95	95	3	3	
DIV. I NON-CONF.	8- 3	77	0- 0	265	199	145	145	3	3	
TOTALS	RPI 1-25	RPI 26-50	W-L RECORDS	RPI 51-100	RPI 101-150	RPI 150+				
12- 11	0- 6	1- 4	OVERALL	1- 0	2- 0	8- 1				
9- 5	0- 3	1- 2	HOME	0- 0	1- 0	7- 0				
3- 6	0- 3	0- 2	AWAY	1- 0	1- 0	1- 1				
0- 0	0- 0	0- 0	NEUTRAL	0- 0	0- 0	0- 0				
8- 3	0- 2	0- 0	NON-CONFERENCE	0- 0	0- 0	8- 1				
7- 1	0- 1	0- 0	HOME	0- 0	0- 0	7- 0				
1- 2	0- 1	0- 0	AWAY	0- 0	0- 0	1- 1				
0- 0	0- 0	0- 0	NEUTRAL	0- 0	0- 0	0- 0				
4- 8	0- 4	1- 4	CONFERENCE	1- 0	2- 0	0- 0				
2- 4	0- 2	1- 2	HOME	0- 0	1- 0	0- 0				
2- 4	0- 2	0- 2	AWAY	1- 0	1- 0	0- 0				
0- 0	0- 0	0- 0	NEUTRAL	0- 0	0- 0	0- 0				

RPI S	Opponent	Score	RPI S	Opponent	Score	RPI S	Opponent	Score	RPI S	Opponent	Score
1	H Notre Dame	72 88	31	A Oklahoma	64 77	96	A Iowa St.	72 62	133	A Texas Tech	78 69
4	A Baylor	55 72	31	H Oklahoma	65 78				133	H Texas Tech	69 48
4	H Baylor	75 81	34	H West Virginia	84 97				157	A SMU	89 79
7	H Texas	58 65	46	A Kansas St.	49 58				185	H UTRGV	71 67
15	A Texas A&M	78 82	46	H Kansas St.	87 73				198	A Butler	53 65
17	A Oklahoma St.	52 80							237	H Stephen F. Austin	88 55
									239	H Sam Houston St.	85 59
									272	H Prairie View	69 60
									289	H La.-Monroe	80 42
									331	H Southern Utah	76 47
									340	H New Orleans	85 36
LAST 12 Division I GAMES:											
4	H Baylor	75 81	46	A Kansas St.	49 58						
31	A Oklahoma	64 77	133	H Texas Tech	69 48						
17	A Oklahoma St.	52 80	4	A Baylor	55 72						
96	A Iowa St.	72 62	31	H Oklahoma	65 78						
34	H West Virginia	84 97	46	H Kansas St.	87 73						
7	H Texas	58 65	133	A Texas Tech	78 69						

Non-Div I Games:

TCU

■ Loss,
 ■ Non-Conf, S Site,
 ■ Home
 ■ Away
 N Neutral

Average RPI Win:	178	WON-LOST	WINNING	LAST 10	STRENGTH OF	OPP. STRENGTH	TEAM	ADJ.	CONF.	ADJ CONF.
Average RPI Loss:	65	RECORD	PCT. RANK	GAMES	SCHEDULE	OF SCHEDULE	RPI	RPI	RPI	RPI
DIV. I ONLY	17- 7	62	8- 2	122	68	62	62	8	8	
DIV. I NON-CONF.	6- 5	146	0- 1	48	48	96	96	7	7	
TOTALS	RPI 1-25	RPI 26-50	W-L RECORDS	RPI 51-100	RPI 101-150	RPI 150+				
17- 7	1- 2	1- 2	OVERALL	2- 1	1- 1	12- 1				
10- 2	1- 0	1- 1	HOME	1- 1	1- 0	6- 0				
7- 5	0- 1	0- 0	AWAY	1- 0	0- 1	6- 0				
0- 0	0- 0	0- 0	NEUTRAL	0- 0	0- 0	0- 0				
6- 5	1- 1	0- 2	NON-CONFERENCE	1- 1	0- 1	4- 0				
4- 2	1- 0	0- 1	HOME	1- 1	0- 0	2- 0				
2- 3	0- 1	0- 1	AWAY	0- 0	0- 1	2- 0				
0- 0	0- 0	0- 0	NEUTRAL	0- 0	0- 0	0- 0				
11- 2	0- 1	1- 0	CONFERENCE	1- 0	1- 0	8- 1				
6- 0	0- 0	1- 0	HOME	0- 0	1- 0	4- 0				
5- 2	0- 1	0- 0	AWAY	1- 0	0- 0	4- 1				
0- 0	0- 0	0- 0	NEUTRAL	0- 0	0- 0	0- 0				

RPI 1-25				RPI 26-50				RPI 51-100				Team's RPI: 62	RPI 101+			
RPI	S	Opponent	Score	RPI	S	Opponent	Score	RPI	S	Opponent	Score		RPI	S	Opponent	Score
2	A	UConn	49 104	39	H	Penn	54 60	54	H	Villanova	61 55		109	A	Quinnipiac	56 58
13	A	Florida St.	47 75	41	H	South Fla.	68 66	83	A	Tulane	72 54		116	H	Memphis	82 58
20	H	Florida	97 91	42	A	Rutgers	51 61	94	H	Saint Joseph's	67 70		157	A	SMU	67 69
													157	H	SMU	55 35
													159	A	Fordham	57 44
													170	A	East Carolina	83 63
													183	H	Tulsa	66 46
													209	A	Cincinnati	74 49
													209	H	Cincinnati	74 51
													255	A	Houston	75 66
													255	H	Houston	78 48
													260	H	Sacred Heart	92 62
													266	A	UCF	71 63
													277	A	La Salle	77 48
													308	H	Delaware St.	100 59
LAST 12 Division I GAMES:																
209	A	Cincinnati	74 49	39	H	Penn	54 60	2	A	UConn	49 104		266	A	UCF	71 63
41	H	South Fla.	68 66	2	A	UConn	49 104	209	H	Cincinnati	74 51		183	H	Tulsa	66 46
157	H	SMU	55 35	209	H	Cincinnati	74 51	157	A	SMU	67 69		157	A	SMU	67 69
170	A	East Carolina	83 63	157	A	SMU	67 69									
83	A	Tulane	72 54													
255	H	Houston	78 48													

Non-Div I Games:

Temple

Tennessee

Through Games Of Feb. 12, 2016

Average RPI Win:	102	WON-LOST	WINNING	LAST 10	STRENGTH OF	OPP. STRENGTH	TEAM	ADJ.	CONF.	ADJ CONF.
Average RPI Loss:	35	RECORD	PCT. RANK	GAMES	SCHEDULE	OF SCHEDULE	RPI	RPI	RPI	RPI
DIV. I ONLY	15- 9	104	5- 5	1	31	12	12	2	2	
DIV. I NON-CONF.	9- 4	96	0- 1	2	40	7	7	2	2	
TOTALS	RPI 1-25	RPI 26-50	W-L RECORDS	RPI 51-100	RPI 101-150	RPI 150+				
15- 9	2- 7	1- 0	OVERALL	5- 1	5- 1	2- 0				
11- 3	1- 2	0- 0	HOME	4- 1	5- 0	1- 0				
4- 6	1- 5	1- 0	AWAY	1- 0	0- 1	1- 0				
0- 0	0- 0	0- 0	NEUTRAL	0- 0	0- 0	0- 0				
9- 4	2- 3	0- 0	NON-CONFERENCE	2- 1	3- 0	2- 0				
7- 2	1- 1	0- 0	HOME	2- 1	3- 0	1- 0				
2- 2	1- 2	0- 0	AWAY	0- 0	0- 0	1- 0				
0- 0	0- 0	0- 0	NEUTRAL	0- 0	0- 0	0- 0				
6- 5	0- 4	1- 0	CONFERENCE	3- 0	2- 1	0- 0				
4- 1	0- 1	0- 0	HOME	2- 0	2- 0	0- 0				
2- 4	0- 3	1- 0	AWAY	1- 0	0- 1	0- 0				
0- 0	0- 0	0- 0	NEUTRAL	0- 0	0- 0	0- 0				

RPI S	Opponent	Score	RPI S	Opponent	Score	RPI S	Opponent	Score	RPI S	Opponent	Score
1	A Notre Dame	66 79	30	A Missouri	71 55	52	H Albany (NY)	63 55	128	H Central Ark.	102 47
6	A Stanford	55 69				57	H Auburn	79 52	130	A Arkansas	59 64
7	H Texas	53 64				59	H Chattanooga	59 57	130	H Arkansas	75 57
8	A Oregon St.	53 50				66	A Vanderbilt	69 51	131	H Penn St.	74 66
15	A Texas A&M	71 76				66	H Vanderbilt	58 49	143	H ETSU	85 49
20	H Florida	66 74				97	H Virginia Tech	43 57	150	H Alabama	70 42
21	A Mississippi St.	63 65							178	H Stetson	90 56
22	A Kentucky	63 64							304	A Wichita St.	58 51
23	H Syracuse	57 55									
LAST 12 Division I GAMES:											
66	A Vanderbilt	69 51	66	H Vanderbilt	58 49						
15	A Texas A&M	71 76	1	A Notre Dame	66 79						
130	H Arkansas	75 57	130	A Arkansas	59 64						
150	H Alabama	70 42	57	H Auburn	79 52						
21	A Mississippi St.	63 65	20	H Florida	66 74						
22	A Kentucky	63 64	30	A Missouri	71 55						

Non-Div I Games:

Tennessee

■ Loss,
 ■ Non-Conf, S Site,
 ■ Home
 ■ Away
 N Neutral

Average RPI Win:	276	WON-LOST	WINNING	LAST 10	STRENGTH OF	OPP. STRENGTH	TEAM	ADJ.	CONF.	ADJ CONF.
Average RPI Loss:	154	RECORD	PCT. RANK	GAMES	SCHEDULE	OF SCHEDULE	RPI	RPI	RPI	RPI
DIV. I ONLY	8- 15	255	4- 6	231	226	267	267	24	24	
DIV. I NON-CONF.	3- 8	258	0- 0	123	145	219	219	23	23	
TOTALS	RPI 1-25	RPI 26-50	W-L RECORDS	RPI 51-100	RPI 101-150	RPI 150+				
8- 15	0- 2	0- 1	OVERALL	0- 1	0- 3	8- 8				
6- 2	0- 0	0- 0	HOME	0- 0	0- 0	6- 2				
1- 11	0- 2	0- 1	AWAY	0- 1	0- 3	1- 4				
1- 2	0- 0	0- 0	NEUTRAL	0- 0	0- 0	1- 2				
3- 8	0- 2	0- 1	NON-CONFERENCE	0- 0	0- 2	3- 3				
2- 0	0- 0	0- 0	HOME	0- 0	0- 0	2- 0				
0- 6	0- 2	0- 1	AWAY	0- 0	0- 2	0- 1				
1- 2	0- 0	0- 0	NEUTRAL	0- 0	0- 0	1- 2				
5- 7	0- 0	0- 0	CONFERENCE	0- 1	0- 1	5- 5				
4- 2	0- 0	0- 0	HOME	0- 0	0- 0	4- 2				
1- 5	0- 0	0- 0	AWAY	0- 1	0- 1	1- 3				
0- 0	0- 0	0- 0	NEUTRAL	0- 0	0- 0	0- 0				

RPI 1-25				RPI 26-50				RPI 51-100				RPI 101+ Team's RPI: 267			
RPI	S	Opponent	Score	RPI	S	Opponent	Score	RPI	S	Opponent	Score	RPI	S	Opponent	Score
21	A	Mississippi St.	54 82	43	A	Indiana	56 88	87	A	UT Martin	50 77	107	A	Belmont	65 80
22	A	Kentucky	39 81									115	A	Youngstown St.	58 69
												139	A	Southern Ill.	70 79
												161	A	Illinois	43 98
												171	H	SIUE	73 61
												173	N	Fla. Atlantic	64 69
												196	A	Southeast Mo. St.	65 75
												207	H	Eastern Ky.	66 70
												211	N	Utah St.	46 63
												233	H	Texas Southern	72 56
												274	A	Tennessee Tech	60 70
												274	H	Tennessee Tech	56 64
												275	A	Jacksonville St.	55 69
												276	H	Murray St.	69 58
												281	H	Austin Peay	66 58
												284	N	Alabama St.	74 64
												293	H	Morehead St.	78 76
												335	H	Lipscomb	77 65
												336	A	Eastern Ill.	62 53
LAST 12 Division I GAMES:															
274	H	Tennessee Tech	56 64	274	A	Tennessee Tech	60 70								
293	H	Morehead St.	78 76	276	H	Murray St.	69 58								
207	H	Eastern Ky.	66 70	281	H	Austin Peay	66 58								
275	A	Jacksonville St.	55 69	171	H	SIUE	73 61								
87	A	UT Martin	50 77	336	A	Eastern Ill.	62 53								
107	A	Belmont	65 80	196	A	Southeast Mo. St.	65 75								

Non-Div I Games: Lane 75 44 North Ala. 58 40

Tennessee St.

Loss, Non-Conf, S Site, H Home A Away N Neutral

Tennessee Tech

Through Games Of Feb. 12, 2016

Average RPI Win:	284	WON-LOST	WINNING	LAST 10	STRENGTH OF	OPP. STRENGTH	TEAM	ADJ.	CONF.	ADJ CONF.
Average RPI Loss:	156	RECORD	PCT. RANK	GAMES	SCHEDULE	OF SCHEDULE	RPI	RPI	RPI	RPI
DIV. I ONLY	8- 17	267	3- 7	224	232	274	274	24	24	
DIV. I NON-CONF.	4- 9	245	0- 0	147	169	250	250	23	23	
TOTALS	RPI 1-25	RPI 26-50	W-L RECORDS	RPI 51-100	RPI 101-150	RPI 150+				
8- 17	0- 1	0- 2	OVERALL	0- 2	0- 4	8- 8				
5- 8	0- 1	0- 1	HOME	0- 0	0- 2	5- 4				
3- 9	0- 0	0- 1	AWAY	0- 2	0- 2	3- 4				
0- 0	0- 0	0- 0	NEUTRAL	0- 0	0- 0	0- 0				
4- 9	0- 1	0- 2	NON-CONFERENCE	0- 1	0- 3	4- 2				
3- 5	0- 1	0- 1	HOME	0- 0	0- 1	3- 2				
1- 4	0- 0	0- 1	AWAY	0- 1	0- 2	1- 0				
0- 0	0- 0	0- 0	NEUTRAL	0- 0	0- 0	0- 0				
4- 8	0- 0	0- 0	CONFERENCE	0- 1	0- 1	4- 6				
2- 3	0- 0	0- 0	HOME	0- 0	0- 1	2- 2				
2- 5	0- 0	0- 0	AWAY	0- 1	0- 0	2- 4				
0- 0	0- 0	0- 0	NEUTRAL	0- 0	0- 0	0- 0				

RPI 1-25				RPI 26-50				RPI 51-100				RPI 101+ Team's RPI: 274			
RPI	S	Opponent	Score	RPI	S	Opponent	Score	RPI	S	Opponent	Score	RPI	S	Opponent	Score
19	H	Louisville	54 76	27	A	Georgia	48 81	77	A	Middle Tenn.	53 69	107	H	Belmont	79 80
				44	H	Arkansas St.	55 77	87	A	UT Martin	53 67	126	H	Mercer	47 63
												137	A	Xavier	47 64
												145	A	Northern Ky.	62 88
												152	H	Southern Miss.	57 69
												171	H	SIUE	68 83
												196	H	Southeast Mo. St.	57 60
												207	A	Eastern Ky.	77 72
												236	H	Clemson	53 71
												267	A	Tennessee St.	64 56
												267	H	Tennessee St.	70 60
												269	H	Georgia St.	72 65
												275	A	Jacksonville St.	46 55
												276	A	Murray St.	50 56
												281	A	Austin Peay	75 91
												288	A	UNCG	73 64
												293	A	Morehead St.	71 75
												304	H	Wichita St.	54 48
												335	H	Lipscomb	81 70
												336	H	Eastern Ill.	81 74
LAST 12 Division I GAMES:															
267	A	Tennessee St.	64 56	196	H	Southeast Mo. St.	57 60								
275	A	Jacksonville St.	46 55	87	A	UT Martin	53 67								
107	H	Belmont	79 80	281	A	Austin Peay	75 91								
293	A	Morehead St.	71 75	276	A	Murray St.	50 56								
207	A	Eastern Ky.	77 72	171	H	SIUE	68 83								
267	H	Tennessee St.	70 60	336	H	Eastern Ill.	81 74								

Non-Div I Games:

Tennessee Tech

■ Loss,
 ■ Non-Conf,
 ■ S Site,
 ■ H Home
 ■ A Away
 N Neutral

Average RPI Win:	114	WON-LOST	WINNING	LAST 10	STRENGTH OF	OPP. STRENGTH	TEAM	ADJ.	CONF.	ADJ CONF.
Average RPI Loss:	4	RECORD	PCT. RANK	GAMES	SCHEDULE	OF SCHEDULE	RPI	RPI	RPI	RPI
DIV. I ONLY	22- 1	5	9- 1	66	3	7	7	3	3	
DIV. I NON-CONF.	11- 0	1	0- 0	186	8	11	11	3	3	
TOTALS	RPI 1-25	RPI 26-50	W-L RECORDS	RPI 51-100	RPI 101-150	RPI 150+				
22- 1	5- 1	3- 0	OVERALL	3- 0	3- 0	8- 0				
12- 1	3- 1	1- 0	HOME	1- 0	2- 0	5- 0				
9- 0	2- 0	2- 0	AWAY	2- 0	0- 0	3- 0				
1- 0	0- 0	0- 0	NEUTRAL	0- 0	1- 0	0- 0				
11- 0	3- 0	0- 0	NON-CONFERENCE	0- 0	2- 0	6- 0				
7- 0	2- 0	0- 0	HOME	0- 0	1- 0	4- 0				
3- 0	1- 0	0- 0	AWAY	0- 0	0- 0	2- 0				
1- 0	0- 0	0- 0	NEUTRAL	0- 0	1- 0	0- 0				
11- 1	2- 1	3- 0	CONFERENCE	3- 0	1- 0	2- 0				
5- 1	1- 1	1- 0	HOME	1- 0	1- 0	1- 0				
6- 0	1- 0	2- 0	AWAY	2- 0	0- 0	1- 0				
0- 0	0- 0	0- 0	NEUTRAL	0- 0	0- 0	0- 0				

RPI	S	Opponent	Score	RPI	S	Opponent	Score	RPI	S	Opponent	Score	RPI	S	Opponent	Score
4	H	Baylor	67 80	31	H	Oklahoma	83 76	95	A	TCU	65 58	130	N	Arkansas	61 50
6	H	Stanford	77 69	34	A	West Virginia	65 54	96	A	Iowa St.	65 49	133	H	Texas Tech	86 62
12	A	Tennessee	64 53	46	A	Kansas St.	66 51	96	H	Iowa St.	75 54	134	H	Northwestern St.	86 33
17	A	Oklahoma St.	78 48									162	A	Little Rock	66 56
17	H	Oklahoma St.	70 55									165	H	Hampton	79 52
21	H	Mississippi St.	53 47									192	A	Kansas	75 38
												192	H	Kansas	70 46
												217	H	Canisius	92 62
												224	H	UTSA	90 53
												239	H	Sam Houston St.	83 49
												242	A	Rice	70 47
LAST 12 Division I GAMES:															
17	H	Oklahoma St.	70 55	4	H	Baylor	67 80	192	A	Kansas	75 38	17	A	Oklahoma St.	78 48
96	A	Iowa St.	65 49	46	A	Kansas St.	66 51	96	H	Iowa St.	75 54	96	H	Texas Tech	86 62
192	H	Kansas	70 46	31	H	Oklahoma	83 76	133	H	Texas Tech	86 62	34	A	West Virginia	65 54
31	H	Oklahoma	83 76	95	A	TCU	65 58								

Non-Div I Games:

Texas

Average RPI Win:	110	WON-LOST	WINNING	LAST 10	STRENGTH OF	OPP. STRENGTH	TEAM	ADJ.	CONF.	ADJ CONF.
Average RPI Loss:	27	RECORD	PCT. RANK	GAMES	SCHEDULE	OF SCHEDULE	RPI	RPI	RPI	RPI
DIV. I ONLY	17- 7	62	6- 4	5	10	15	15	2	2	
DIV. I NON-CONF.	10- 3	61	1- 0	24	18	24	24	2	2	
TOTALS	RPI 1-25	RPI 26-50	W-L RECORDS	RPI 51-100	RPI 101-150	RPI 150+				
17- 7	2- 6	4- 0	OVERALL	2- 0	3- 1	6- 0				
11- 2	2- 2	2- 0	HOME	1- 0	0- 0	6- 0				
3- 3	0- 0	1- 0	AWAY	0- 0	2- 0	0- 0				
3- 2	0- 2	1- 0	NEUTRAL	1- 0	1- 0	0- 0				
10- 3	0- 3	2- 0	NON-CONFERENCE	2- 0	1- 0	5- 0				
6- 1	0- 1	0- 0	HOME	1- 0	0- 0	5- 0				
1- 0	0- 0	1- 0	AWAY	0- 0	0- 0	0- 0				
3- 2	0- 2	1- 0	NEUTRAL	1- 0	1- 0	0- 0				
7- 4	2- 3	2- 0	CONFERENCE	0- 0	2- 1	1- 0				
5- 1	2- 1	2- 0	HOME	0- 0	0- 0	1- 0				
2- 3	0- 2	0- 0	AWAY	0- 0	2- 1	0- 0				
0- 0	0- 0	0- 0	NEUTRAL	0- 0	0- 0	0- 0				

RPI 1-25				Team's RPI: 15				RPI 26-50				RPI 51-100				RPI 101+			
RPI	S	Opponent	Score		RPI	S	Opponent	Score		RPI	S	Opponent	Score		RPI	S	Opponent	Score	
3	A	South Carolina	58	59	27	H	Georgia	73	62	79	N	California	75	58	119	A	LSU	53	35
3	H	South Carolina	63	70	30	H	Missouri	81	77	95	H	TCU	82	78	129	N	Hawaii	82	41
5	N	Ohio St.	80	95	31	N	Oklahoma	74	68						130	A	Arkansas	61	67
12	H	Tennessee	76	71	48	A	Duke	72	66						150	A	Alabama	59	56
14	N	BYU	64	72											155	H	Ole Miss	81	58
16	H	DePaul	66	80											157	H	SMU	67	55
20	A	Florida	81	83											162	H	Little Rock	69	39
21	H	Mississippi St.	64	58											178	H	Southern U.	88	47
															202	H	Texas St.	87	50
															272	H	Prairie View	88	30
LAST 12 Division I GAMES:																			
21	H	Mississippi St.	64	58	3	A	South Carolina	58	59										
12	H	Tennessee	76	71	155	H	Ole Miss	81	58										
20	A	Florida	81	83	119	A	LSU	53	35										
3	H	South Carolina	63	70	130	A	Arkansas	61	67										
150	A	Alabama	59	56	27	H	Georgia	73	62										
30	H	Missouri	81	77	272	H	Prairie View	88	30										

Non-Div I Games:

Texas A&M

■ Loss,
 ■ Non-Conf, S Site,
 ■ Home
 ■ Away
 N Neutral

Average RPI Win: 288	WON-LOST	WINNING	LAST 10	STRENGTH OF	OPP. STRENGTH	TEAM	ADJ.	CONF.	ADJ CONF.
Average RPI Loss: 193	RECORD	PCT. RANK	GAMES	SCHEDULE	OF SCHEDULE	RPI	RPI	RPI	RPI
DIV. I ONLY	13- 7	93	9- 1	347	285	233	233	32	32
DIV. I NON-CONF.	4- 6	201	2- 0	348	86	300	300	31	31
TOTALS	RPI 1-25	RPI 26-50	W-L RECORDS	RPI 51-100	RPI 101-150	RPI 150+			
13- 7	0- 1	0- 0	OVERALL	0- 0	0- 1	13- 5			
6- 2	0- 0	0- 0	HOME	0- 0	0- 0	6- 2			
6- 5	0- 1	0- 0	AWAY	0- 0	0- 1	6- 3			
1- 0	0- 0	0- 0	NEUTRAL	0- 0	0- 0	1- 0			
4- 6	0- 1	0- 0	NON-CONFERENCE	0- 0	0- 1	4- 4			
1- 2	0- 0	0- 0	HOME	0- 0	0- 0	1- 2			
2- 4	0- 1	0- 0	AWAY	0- 0	0- 1	2- 2			
1- 0	0- 0	0- 0	NEUTRAL	0- 0	0- 0	1- 0			
9- 1	0- 0	0- 0	CONFERENCE	0- 0	0- 0	9- 1			
5- 0	0- 0	0- 0	HOME	0- 0	0- 0	5- 0			
4- 1	0- 0	0- 0	AWAY	0- 0	0- 0	4- 1			
0- 0	0- 0	0- 0	NEUTRAL	0- 0	0- 0	0- 0			

RPI 1-25			RPI 26-50			RPI 51-100			RPI 101+ Team's RPI: 233		
RPI	S	Opponent	Score	RPI	S	Opponent	Score	RPI	S	Opponent	Score
17	A	Oklahoma St.	52 87					119	A	LSU	36 86
								178	H	Southern U.	59 45
								192	A	Kansas	65 72
								224	A	UTSA	59 44
								231	A	Grambling	62 50
								234	H	Houston Baptist	65 77
								239	H	Sam Houston St.	51 53
								242	A	Rice	69 66
								267	A	Tennessee St.	56 72
								272	A	Prairie View	50 43
								272	H	Prairie View	72 65
								284	A	Alabama St.	51 57
								320	H	Alcorn	68 39
								321	H	A&M-Corpus Christi	51 43
								328	A	Jackson St.	62 36
								334	H	Ark.-Pine Bluff	57 30
								335	N	Lipscomb	66 62
								345	A	Alabama A&M	57 38
								348	H	Mississippi Val.	76 38
LAST 12 Division I GAMES:											
272	A	Prairie View	50 43	328	A	Jackson St.	62 36				
345	A	Alabama A&M	57 38	272	H	Prairie View	72 65				
284	A	Alabama St.	51 57	320	H	Alcorn	68 39				
334	H	Ark.-Pine Bluff	57 30	178	H	Southern U.	59 45				
348	H	Mississippi Val.	76 38	224	A	UTSA	59 44				
231	A	Grambling	62 50	242	A	Rice	69 66				

Non-Div I Games:

Texas Southern

■ Loss,
 ■ Non-Conf, S Site,
 ■ Home
 ■ Away
 N Neutral

RPI 1-25				RPI 26-50				RPI 51-100				RPI 101+ Team's RPI: 202			
RPI	S	Opponent	Score	RPI	S	Opponent	Score	RPI	S	Opponent	Score	RPI	S	Opponent	Score
15	A	Texas A&M	50 87	30	A	Missouri	56 82	96	N	Iowa St.	61 83	132	A	La.-Lafayette	46 42
				44	H	Arkansas St.	59 74					142	H	UT Arlington	48 80
				48	N	Duke	34 85					147	N	Idaho	55 75
												162	H	Little Rock	67 57
												184	A	Troy	79 112
												205	A	South Ala.	73 71
												212	H	North Texas	64 62
												224	H	UTSA	72 64
												234	A	Houston Baptist	71 66
												243	A	Appalachian St.	71 90
												243	H	Appalachian St.	87 76
												269	A	Georgia St.	62 73
												269	H	Georgia St.	80 71
												271	A	Ga. Southern	64 78
												271	H	Ga. Southern	61 56
												289	A	La.-Monroe	59 63
LAST 12 Division I GAMES:															
				243	H	Appalachian St.	87 76	44	H	Arkansas St.	59 74				
				142	H	UT Arlington	48 80	162	H	Little Rock	67 57				
				271	A	Ga. Southern	64 78	184	A	Troy	79 112				
				269	A	Georgia St.	62 73	205	A	South Ala.	73 71				
				289	A	La.-Monroe	59 63	243	A	Appalachian St.	71 90				
				132	A	La.-Lafayette	46 42	269	H	Georgia St.	80 71				

Non-Div I Games: Tex. A&M-Commerce 80 60 St. Edward's 52 44

Average RPI Win:	213	WON-LOST	WINNING	LAST 10	STRENGTH OF	OPP. STRENGTH	TEAM	ADJ.	CONF.	ADJ CONF.
Average RPI Loss:	39	RECORD	PCT. RANK	GAMES	SCHEDULE	OF SCHEDULE	RPI	RPI	RPI	RPI
DIV. I ONLY	11- 12	182	2- 8	56	67	133	133	3	3	
DIV. I NON-CONF.	9- 2	37	0- 0	225	272	100	100	3	3	
TOTALS	RPI 1-25	RPI 26-50	W-L RECORDS	RPI 51-100	RPI 101-150	RPI 150+				
11- 12	0- 4	0- 5	OVERALL	2- 3	1- 0	8- 0				
10- 4	0- 1	0- 2	HOME	2- 1	1- 0	7- 0				
0- 7	0- 0	0- 0	AWAY	0- 0	0- 0	0- 0				
1- 1	0- 0	0- 1	NEUTRAL	0- 0	0- 0	1- 0				
9- 2	0- 0	0- 1	NON-CONFERENCE	1- 1	1- 0	7- 0				
8- 0	0- 0	0- 0	HOME	1- 0	1- 0	6- 0				
0- 1	0- 0	0- 0	AWAY	0- 1	0- 0	0- 0				
1- 1	0- 0	0- 1	NEUTRAL	0- 0	0- 0	1- 0				
2- 10	0- 4	0- 4	CONFERENCE	1- 2	0- 0	1- 0				
2- 4	0- 1	0- 2	HOME	1- 1	0- 0	1- 0				
0- 6	0- 3	0- 2	AWAY	0- 1	0- 0	0- 0				
0- 0	0- 0	0- 0	NEUTRAL	0- 0	0- 0	0- 0				

RPI 1-25				RPI 26-50				RPI 51-100				RPI 101+ Team's RPI: 133			
RPI	S	Opponent	Score	RPI	S	Opponent	Score	RPI	S	Opponent	Score	RPI	S	Opponent	Score
4	A	Baylor	43 69	28	N	Washington	73 77	58	A	Santa Clara	70 75	147	H	Idaho	78 62
7	A	Texas	62 86	31	A	Oklahoma	53 92	64	H	Abilene Christian	71 65	159	N	Fordham	62 48
17	A	Oklahoma St.	57 70	34	A	West Virginia	57 79	95	A	TCU	48 69	192	H	Kansas	54 44
17	H	Oklahoma St.	46 69	34	H	West Virginia	42 69	95	H	TCU	69 78	199	H	Idaho St.	79 64
				46	H	Kansas St.	53 65	96	H	Iowa St.	69 66	231	H	Grambling	70 55
												290	H	Niagara	79 45
												306	H	Southeastern La.	113 51
												322	H	Incarnate Word	70 55
												334	H	Ark.-Pine Bluff	84 40
LAST 12 Division I GAMES:															
17	A	Oklahoma St.	57 70	96	H	Iowa St.	69 66								
34	H	West Virginia	42 69	95	A	TCU	48 69								
192	H	Kansas	54 44	34	A	West Virginia	57 79								
4	A	Baylor	43 69	17	H	Oklahoma St.	46 69								
46	H	Kansas St.	53 65	7	A	Texas	62 86								
31	A	Oklahoma	53 92	95	H	TCU	69 78								

Non-Div I Games:

Texas Tech

■ Loss,
■ Non-Conf,
■ S Site,
■ H Home
■ A Away
N Neutral

Average RPI Win:	226	WON-LOST	WINNING	LAST 10	STRENGTH OF	OPP. STRENGTH	TEAM	ADJ.	CONF.	ADJ CONF.
Average RPI Loss:	71	RECORD	PCT. RANK	GAMES	SCHEDULE	OF SCHEDULE	RPI	RPI	RPI	RPI
DIV. I ONLY	13- 9	118	8- 2	120	129	108	108	11	11	
DIV. I NON-CONF.	5- 6	180	1- 0	51	80	129	129	13	13	
TOTALS	RPI 1-25	RPI 26-50	W-L RECORDS	RPI 51-100	RPI 101-150	RPI 150+				
13- 9	0- 2	0- 1	OVERALL	1- 2	3- 4	9- 0				
7- 2	0- 0	0- 1	HOME	0- 0	2- 1	5- 0				
4- 5	0- 0	0- 0	AWAY	0- 0	1- 0	3- 0				
2- 2	0- 0	0- 0	NEUTRAL	1- 1	0- 1	1- 0				
5- 6	0- 2	0- 1	NON-CONFERENCE	1- 1	0- 2	4- 0				
2- 2	0- 0	0- 1	HOME	0- 0	0- 1	2- 0				
1- 2	0- 2	0- 0	AWAY	0- 0	0- 0	1- 0				
2- 2	0- 0	0- 0	NEUTRAL	1- 1	0- 1	1- 0				
8- 3	0- 0	0- 0	CONFERENCE	0- 1	3- 2	5- 0				
5- 0	0- 0	0- 0	HOME	0- 0	2- 0	3- 0				
3- 3	0- 0	0- 0	AWAY	0- 1	1- 2	2- 0				
0- 0	0- 0	0- 0	NEUTRAL	0- 0	0- 0	0- 0				

RPI 1-25				RPI 26-50				RPI 51-100				RPI 101+ Team's RPI: 108			
RPI	S	Opponent	Score	RPI	S	Opponent	Score	RPI	S	Opponent	Score	RPI	S	Opponent	Score
1	A	Notre Dame	39 74	49	H	Dayton	57 83	52	N	Albany (NY)	55 63	106	H	Arizona	59 62
25	A	St. Bonaventure	63 74					65	A	Ball St.	69 75	110	A	Akron	71 81
								98	N	VCU	80 61	111	A	Eastern Mich.	41 59
												118	A	Western Mich.	80 68
												118	H	Western Mich.	80 73
												124	N	Harvard	70 76
												138	H	Buffalo	71 60
												201	A	Ill.-Chicago	60 51
												228	N	Columbia	88 75
												238	H	Bowling Green	75 61
												244	H	Northern Ill.	66 59
												262	A	Miami (OH)	55 50
												303	H	Cleveland St.	66 53
												329	A	Kent St.	67 64
												329	H	Kent St.	73 67
												334	H	Ark.-Pine Bluff	74 47
LAST 12 Division I GAMES:															
138	H	Buffalo	71 60	244	H	Northern Ill.	66 59								
329	A	Kent St.	67 64	262	A	Miami (OH)	55 50								
118	A	Western Mich.	80 68	118	H	Western Mich.	80 73								
238	H	Bowling Green	75 61	329	H	Kent St.	73 67								
111	A	Eastern Mich.	41 59	65	A	Ball St.	69 75								
110	A	Akron	71 81	334	H	Ark.-Pine Bluff	74 47								

Non-Div I Games:

Toledo

■ Loss,
 ■ Non-Conf,
 ■ S Site,
 ■ H Home
 ■ A Away
 N Neutral

Average RPI Win: 194	WON-LOST	WINNING	LAST 10	STRENGTH OF	OPP. STRENGTH	TEAM	ADJ.	CONF.	ADJ CONF.
Average RPI Loss: 164	RECORD	PCT. RANK	GAMES	SCHEDULE	OF SCHEDULE	RPI	RPI	RPI	RPI
DIV. I ONLY	5- 18	301	1- 9	177	197	286	286	13	13
DIV. I NON-CONF.	3- 8	258	0- 0	254	273	290	290	12	12
TOTALS	RPI 1-25	RPI 26-50	W-L RECORDS	RPI 51-100	RPI 101-150	RPI 150+			
5- 18	0- 0	0- 1	OVERALL	1- 6	0- 0	4- 11			
3- 7	0- 0	0- 1	HOME	1- 2	0- 0	2- 4			
1- 11	0- 0	0- 0	AWAY	0- 4	0- 0	1- 7			
1- 0	0- 0	0- 0	NEUTRAL	0- 0	0- 0	1- 0			
3- 8	0- 0	0- 0	NON-CONFERENCE	0- 3	0- 0	3- 5			
2- 2	0- 0	0- 0	HOME	0- 1	0- 0	2- 1			
0- 6	0- 0	0- 0	AWAY	0- 2	0- 0	0- 4			
1- 0	0- 0	0- 0	NEUTRAL	0- 0	0- 0	1- 0			
2- 10	0- 0	0- 1	CONFERENCE	1- 3	0- 0	1- 6			
1- 5	0- 0	0- 1	HOME	1- 1	0- 0	0- 3			
1- 5	0- 0	0- 0	AWAY	0- 2	0- 0	1- 3			
0- 0	0- 0	0- 0	NEUTRAL	0- 0	0- 0	0- 0			

RPI 1-25				RPI 26-50				RPI 51-100				RPI 101+				Team's RPI: 286	
RPI	S	Opponent	Score	RPI	S	Opponent	Score	RPI	S	Opponent	Score	RPI	S	Opponent	Score		
				47	H	James Madison	57 64	57	H	Auburn	52 74	163	A	Cornell	60 88		
								67	A	Hofstra	60 64	168	H	UMBC	61 51		
								67	H	Hofstra	56 74	175	A	George Mason	76 88		
								73	A	Elon	58 80	189	A	Delaware	64 69		
								73	H	Elon	85 78	189	H	Delaware	62 66		
								82	A	Minnesota	86 105	190	A	Col. of Charleston	55 67		
								93	A	Georgetown	46 82	193	A	Northeastern	72 71		
												200	H	William & Mary	54 73		
												225	N	Western Ill.	83 77		
												250	H	Coppin St.	69 81		
												257	A	UNCW	51 53		
												257	H	UNCW	49 52		
												292	A	Rider	72 78		
												301	A	North Florida	72 74		
												310	H	UMKC	70 47		
LAST 12 Division I GAMES:																	
				73	A	Elon	58 80	47	H	James Madison	57 64						
				67	H	Hofstra	56 74	189	A	Delaware	64 69						
				189	H	Delaware	62 66	73	H	Elon	85 78						
				190	A	Col. of Charleston	55 67	257	H	UNCW	49 52						
				257	A	UNCW	51 53	200	H	William & Mary	54 73						
				67	A	Hofstra	60 64	193	A	Northeastern	72 71						

Non-Div I Games:

Towson

Average RPI Win:	246	WON-LOST	WINNING	LAST 10	STRENGTH OF	OPP. STRENGTH	TEAM	ADJ.	CONF.	ADJ CONF.
Average RPI Loss:	142	RECORD	PCT. RANK	GAMES	SCHEDULE	OF SCHEDULE	RPI	RPI	RPI	RPI
DIV. I ONLY	9- 11	202	4- 6	171	244	184	184	16	16	
DIV. I NON-CONF.	3- 4	197	0- 0	194	324	156	156	14	14	
TOTALS	RPI 1-25	RPI 26-50	W-L RECORDS	RPI 51-100	RPI 101-150	RPI 150+				
9- 11	0- 0	0- 2	OVERALL	0- 1	1- 3	8- 5				
5- 3	0- 0	0- 1	HOME	0- 0	1- 0	4- 2				
4- 8	0- 0	0- 1	AWAY	0- 1	0- 3	4- 3				
0- 0	0- 0	0- 0	NEUTRAL	0- 0	0- 0	0- 0				
3- 4	0- 0	0- 0	NON-CONFERENCE	0- 1	0- 2	3- 1				
1- 0	0- 0	0- 0	HOME	0- 0	0- 0	1- 0				
2- 4	0- 0	0- 0	AWAY	0- 1	0- 2	2- 1				
0- 0	0- 0	0- 0	NEUTRAL	0- 0	0- 0	0- 0				
6- 7	0- 0	0- 2	CONFERENCE	0- 0	1- 1	5- 4				
4- 3	0- 0	0- 1	HOME	0- 0	1- 0	3- 2				
2- 4	0- 0	0- 1	AWAY	0- 0	0- 1	2- 2				
0- 0	0- 0	0- 0	NEUTRAL	0- 0	0- 0	0- 0				

RPI 1-25				RPI 26-50				RPI 51-100				RPI 101+ Team's RPI: 184			
RPI	S	Opponent	Score	RPI	S	Opponent	Score	RPI	S	Opponent	Score	RPI	S	Opponent	Score
				44	A	Arkansas St.	80 94	66	A	Vanderbilt	43 97	107	A	Belmont	93 102
				44	H	Arkansas St.	81 101					121	A	Samford	69 73
												132	A	La.-Lafayette	53 56
												142	H	UT Arlington	88 71
												151	A	UAB	67 89
												162	A	Little Rock	64 79
												162	H	Little Rock	78 71
												202	H	Texas St.	112 79
												205	H	South Ala.	71 75
												243	H	Appalachian St.	81 96
												269	A	Georgia St.	97 90
												271	A	Ga. Southern	81 66
												271	H	Ga. Southern	84 68
												284	A	Alabama St.	73 59
												289	A	La.-Monroe	73 77
												306	A	Southeastern La.	100 90
												311	H	Nicholls St.	104 51
LAST 12 Division I GAMES:															
				271	H	Ga. Southern	84 68	289	A	La.-Monroe	73 77				
				44	A	Arkansas St.	80 94	202	H	Texas St.	112 79				
				162	A	Little Rock	64 79	142	H	UT Arlington	88 71				
				243	H	Appalachian St.	81 96	271	A	Ga. Southern	81 66				
				205	H	South Ala.	71 75	269	A	Georgia St.	97 90				
				132	A	La.-Lafayette	53 56	162	H	Little Rock	78 71				

Non-Div I Games: West Ala. 103 72 Fort Valley St. 118 72

Troy

Tulane

Through Games Of Feb. 12, 2016

Average RPI Win:	190	WON-LOST	WINNING	LAST 10	STRENGTH OF	OPP. STRENGTH	TEAM	ADJ.	CONF.	ADJ CONF.
Average RPI Loss:	42	RECORD	PCT. RANK	GAMES	SCHEDULE	OF SCHEDULE	RPI	RPI	RPI	RPI
DIV. I ONLY	16- 8	84	6- 4	93	78	83	83	8	8	
DIV. I NON-CONF.	9- 3	69	0- 0	69	90	50	50	7	7	
TOTALS	RPI 1-25	RPI 26-50	W-L RECORDS	RPI 51-100	RPI 101-150	RPI 150+				
16- 8	0- 3	0- 3	OVERALL	1- 1	2- 1	13- 0				
10- 3	0- 1	0- 1	HOME	1- 1	1- 0	8- 0				
5- 3	0- 1	0- 1	AWAY	0- 0	0- 1	5- 0				
1- 2	0- 1	0- 1	NEUTRAL	0- 0	1- 0	0- 0				
9- 3	0- 2	0- 1	NON-CONFERENCE	1- 0	2- 0	6- 0				
7- 0	0- 0	0- 0	HOME	1- 0	1- 0	5- 0				
1- 1	0- 1	0- 0	AWAY	0- 0	0- 0	1- 0				
1- 2	0- 1	0- 1	NEUTRAL	0- 0	1- 0	0- 0				
7- 5	0- 1	0- 2	CONFERENCE	0- 1	0- 1	7- 0				
3- 3	0- 1	0- 1	HOME	0- 1	0- 0	3- 0				
4- 2	0- 0	0- 1	AWAY	0- 0	0- 1	4- 0				
0- 0	0- 0	0- 0	NEUTRAL	0- 0	0- 0	0- 0				

RPI 1-25				RPI 26-50				RPI 51-100 Team's RPI: 83				RPI 101+			
RPI	S	Opponent	Score	RPI	S	Opponent	Score	RPI	S	Opponent	Score	RPI	S	Opponent	Score
2	H	UConn	38 96	41	A	South Fla.	65 77	62	H	Temple	54 72	101	N	Virginia	67 62
13	A	Florida St.	72 78	41	H	South Fla.	67 71	76	H	Saint Louis	66 58	116	A	Memphis	67 83
18	N	Green Bay	58 79	42	N	Rutgers	51 75					119	H	LSU	67 63
												155	A	Ole Miss	61 59
												157	A	SMU	54 42
												162	H	Little Rock	69 53
												169	H	McNeese St.	74 55
												170	A	East Carolina	66 51
												170	H	East Carolina	78 73
												178	H	Southern U.	77 48
												183	A	Tulsa	71 47
												255	A	Houston	59 56
												255	H	Houston	70 48
												266	H	UCF	75 54
												288	H	UNCG	74 53
												328	H	Jackson St.	92 49
LAST 12 Division I GAMES:															
41	A	South Fla.	65 77	183	A	Tulsa	71 47								
255	A	Houston	59 56	41	H	South Fla.	67 71								
2	H	UConn	38 96	266	H	UCF	75 54								
62	H	Temple	54 72	170	A	East Carolina	66 51								
170	H	East Carolina	78 73	116	A	Memphis	67 83								
157	A	SMU	54 42	255	H	Houston	70 48								

Non-Div I Games:

Tulane

■ Loss,
■ Non-Conf, S Site,
■ Home
■ Away
N Neutral

Average RPI Win: 183	WON-LOST	WINNING	LAST 10	STRENGTH OF	OPP. STRENGTH	TEAM	ADJ.	CONF.	ADJ CONF.
Average RPI Loss: 112	RECORD	PCT. RANK	GAMES	SCHEDULE	OF SCHEDULE	RPI	RPI	RPI	RPI
DIV. I ONLY	9- 15	241	4- 6	111	70	183	183	8	8
DIV. I NON-CONF.	3- 8	258	0- 0	116	94	211	211	7	7
TOTALS	RPI 1-25	RPI 26-50	W-L RECORDS	RPI 51-100	RPI 101-150	RPI 150+			
9- 15	0- 2	0- 2	OVERALL	0- 4	2- 3	7- 4			
4- 8	0- 1	0- 2	HOME	0- 1	0- 2	4- 2			
5- 5	0- 1	0- 0	AWAY	0- 2	2- 1	3- 1			
0- 2	0- 0	0- 0	NEUTRAL	0- 1	0- 0	0- 1			
3- 8	0- 0	0- 2	NON-CONFERENCE	0- 2	1- 2	2- 2			
1- 4	0- 0	0- 2	HOME	0- 0	0- 1	1- 1			
2- 2	0- 0	0- 0	AWAY	0- 1	1- 1	1- 0			
0- 2	0- 0	0- 0	NEUTRAL	0- 1	0- 0	0- 1			
6- 7	0- 2	0- 0	CONFERENCE	0- 2	1- 1	5- 2			
3- 4	0- 1	0- 0	HOME	0- 1	0- 1	3- 1			
3- 3	0- 1	0- 0	AWAY	0- 1	1- 0	2- 1			
0- 0	0- 0	0- 0	NEUTRAL	0- 0	0- 0	0- 0			

RPI 1-25				RPI 26-50				RPI 51-100				RPI 101+ Team's RPI: 183			
RPI	S	Opponent	Score	RPI	S	Opponent	Score	RPI	S	Opponent	Score	RPI	S	Opponent	Score
2	A	UConn	35 95	31	H	Oklahoma	62 75	62	A	Temple	46 66	116	A	Memphis	65 59
2	H	UConn	30 94	46	H	Kansas St.	67 75	76	A	Saint Louis	73 82	116	H	Memphis	58 69
								83	H	Tulane	47 71	122	A	UNI	59 75
								99	N	Drake	80 91	130	A	Arkansas	74 67
												149	H	Oral Roberts	53 59
												157	H	SMU	56 54
												162	A	Little Rock	74 63
												170	A	East Carolina	55 54
												170	H	East Carolina	81 79
												175	N	George Mason	63 64
												209	H	Cincinnati	53 55
												231	H	Grambling	79 51
												249	H	Indiana St.	63 67
												255	A	Houston	79 62
												255	H	Houston	44 28
												266	A	UCF	74 75
LAST 12 Division I GAMES:															
255	H	Houston	44 28	83	H	Tulane	47 71								
170	A	East Carolina	55 54	209	H	Cincinnati	53 55								
266	A	UCF	74 75	116	A	Memphis	65 59								
2	H	UConn	30 94	62	A	Temple	46 66								
116	H	Memphis	58 69	2	A	UConn	35 95								
255	A	Houston	79 62	157	H	SMU	56 54								

Non-Div I Games:

Tulsa

■ Loss,
 ■ Non-Conf,
 ■ S Site,
 ■ H Home
 ■ A Away
 N Neutral

Average RPI Win:	213	WON-LOST	WINNING	LAST 10	STRENGTH OF	OPP. STRENGTH	TEAM	ADJ.	CONF.	ADJ CONF.
Average RPI Loss:	114	RECORD	PCT. RANK	GAMES	SCHEDULE	OF SCHEDULE	RPI	RPI	RPI	RPI
DIV. I ONLY	12- 11	159	5- 5	158	151	151	151	12	12	
DIV. I NON-CONF.	7- 4	110	0- 0	199	261	123	123	10	10	
TOTALS	RPI 1-25	RPI 26-50	W-L RECORDS	RPI 51-100	RPI 101-150	RPI 150+				
12- 11	0- 1	0- 2	OVERALL	1- 3	2- 2	9- 3				
8- 2	0- 0	0- 0	HOME	1- 1	2- 1	5- 0				
3- 8	0- 1	0- 1	AWAY	0- 2	0- 1	3- 3				
1- 1	0- 0	0- 1	NEUTRAL	0- 0	0- 0	1- 0				
7- 4	0- 1	0- 1	NON-CONFERENCE	0- 1	1- 1	6- 0				
5- 0	0- 0	0- 0	HOME	0- 0	1- 0	4- 0				
1- 3	0- 1	0- 0	AWAY	0- 1	0- 1	1- 0				
1- 1	0- 0	0- 1	NEUTRAL	0- 0	0- 0	1- 0				
5- 7	0- 0	0- 1	CONFERENCE	1- 2	1- 1	3- 3				
3- 2	0- 0	0- 0	HOME	1- 1	1- 1	1- 0				
2- 5	0- 0	0- 1	AWAY	0- 1	0- 0	2- 3				
0- 0	0- 0	0- 0	NEUTRAL	0- 0	0- 0	0- 0				

RPI 1-25				RPI 26-50				RPI 51-100				RPI 101+ Team's RPI: 151			
RPI	S	Opponent	Score	RPI	S	Opponent	Score	RPI	S	Opponent	Score	RPI	S	Opponent	Score
13	A	Florida St.	44 84	29	A	UTEP	54 62	57	A	Auburn	71 85	107	A	Belmont	62 63
				38	N	North Carolina St.	56 67	60	H	Western Ky.	49 63	121	H	Samford	61 41
								77	A	Middle Tenn.	40 68	136	H	Marshall	61 64
								92	H	Charlotte	75 57	146	H	Old Dominion	58 55
												152	H	Southern Miss.	53 49
												173	A	Fla. Atlantic	67 62
												184	H	Troy	89 67
												205	A	South Ala.	53 39
												212	A	North Texas	51 53
												224	A	UTSA	52 54
												240	N	High Point	56 46
												242	A	Rice	64 55
												297	A	FIU	61 72
												314	H	South Carolina St.	71 38
												334	H	Ark.-Pine Bluff	82 32
												348	H	Mississippi Val.	80 33
LAST 12 Division I GAMES:															
152	H	Southern Miss.	53 49	242	A	Rice	64 55								
173	A	Fla. Atlantic	67 62	92	H	Charlotte	75 57								
297	A	FIU	61 72	146	H	Old Dominion	58 55								
136	H	Marshall	61 64	29	A	UTEP	54 62								
60	H	Western Ky.	49 63	224	A	UTSA	52 54								
212	A	North Texas	51 53	77	A	Middle Tenn.	40 68								

Non-Div I Games:

UAB

■ Loss,
 ■ Non-Conf, S Site,
 ■ Home
 ■ Away
 N Neutral

Average RPI Win:	246	WON-LOST	WINNING	LAST 10	STRENGTH OF	OPP. STRENGTH	TEAM	ADJ.	CONF.	ADJ CONF.
Average RPI Loss:	142	RECORD	PCT. RANK	GAMES	SCHEDULE	OF SCHEDULE	RPI	RPI	RPI	RPI
DIV. I ONLY	13- 9	118	7- 3	298	184	187	187	22	22	
DIV. I NON-CONF.	6- 6	160	1- 1	282	103	203	203	22	22	
TOTALS	RPI 1-25	RPI 26-50	W-L RECORDS	RPI 51-100	RPI 101-150	RPI 150+				
13- 9	0- 1	0- 0	OVERALL	1- 3	1- 0	11- 5				
5- 4	0- 1	0- 0	HOME	0- 0	1- 0	4- 3				
8- 3	0- 0	0- 0	AWAY	1- 2	0- 0	7- 1				
0- 2	0- 0	0- 0	NEUTRAL	0- 1	0- 0	0- 1				
6- 6	0- 1	0- 0	NON-CONFERENCE	1- 2	0- 0	5- 3				
1- 3	0- 1	0- 0	HOME	0- 0	0- 0	1- 2				
5- 1	0- 0	0- 0	AWAY	1- 1	0- 0	4- 0				
0- 2	0- 0	0- 0	NEUTRAL	0- 1	0- 0	0- 1				
7- 3	0- 0	0- 0	CONFERENCE	0- 1	1- 0	6- 2				
4- 1	0- 0	0- 0	HOME	0- 0	1- 0	3- 1				
3- 2	0- 0	0- 0	AWAY	0- 1	0- 0	3- 1				
0- 0	0- 0	0- 0	NEUTRAL	0- 0	0- 0	0- 0				

RPI 1-25				RPI 26-50				RPI 51-100				RPI 101+ Team's RPI: 187			
RPI	S	Opponent	Score	RPI	S	Opponent	Score	RPI	S	Opponent	Score	RPI	S	Opponent	Score
6	H	Stanford	45 74					52	N	Albany (NY)	70 80	129	H	Hawaii	60 58
								61	A	St. Mary's (CA)	78 71	156	H	Long Beach St.	62 75
								72	A	UC Riverside	73 80	164	H	Pacific	53 66
								74	A	Utah	58 88	195	A	Cal Poly	75 57
												195	H	Cal Poly	82 71
												197	H	Sacramento St.	77 92
												219	A	Utah Valley	59 55
												246	A	San Diego St.	65 54
												259	A	UC Santa Barbara	59 66
												259	H	UC Santa Barbara	80 51
												283	A	Portland	72 47
												285	A	CSUN	75 52
												298	N	Florida A&M	58 61
												323	A	Portland St.	82 70
												327	H	UC Irvine	74 61
												337	A	Cal St. Fullerton	63 59
												341	H	Air Force	66 40
LAST 12 Division I GAMES:															
195	H	Cal Poly	82 71	259	A	UC Santa Barbara	59 66								
337	A	Cal St. Fullerton	63 59	327	H	UC Irvine	74 61								
72	A	UC Riverside	73 80	129	H	Hawaii	60 58								
259	H	UC Santa Barbara	80 51	285	A	CSUN	75 52								
156	H	Long Beach St.	62 75	219	A	Utah Valley	59 55								
195	A	Cal Poly	75 57	74	A	Utah	58 88								

Non-Div I Games: Cal St. Monterey Ba91 36

UC Davis

■ Loss,
 ■ Non-Conf,
 ■ S Site,
 ■ Home
 ■ Away
 N Neutral

Average RPI Win:	331	WON-LOST	WINNING	LAST 10	STRENGTH OF	OPP. STRENGTH	TEAM	ADJ.	CONF.	ADJ CONF.
Average RPI Loss:	165	RECORD	PCT. RANK	GAMES	SCHEDULE	OF SCHEDULE	RPI	RPI	RPI	RPI
DIV. I ONLY	3- 20	336	1- 9	280	164	327	327	22	22	
DIV. I NON-CONF.	2- 11	306	0- 2	292	76	319	319	22	22	
TOTALS	RPI 1-25	RPI 26-50	W-L RECORDS	RPI 51-100	RPI 101-150	RPI 150+				
3- 20	0- 1	0- 3	OVERALL	0- 1	0- 2	3- 13				
1- 8	0- 0	0- 1	HOME	0- 0	0- 1	1- 6				
2- 11	0- 0	0- 0	AWAY	0- 0	0- 0	2- 1				
0- 1	0- 0	0- 1	NEUTRAL	0- 0	0- 0	0- 0				
2- 11	0- 1	0- 3	NON-CONFERENCE	0- 0	0- 0	2- 7				
1- 3	0- 0	0- 1	HOME	0- 0	0- 0	1- 2				
1- 7	0- 1	0- 1	AWAY	0- 0	0- 0	1- 5				
0- 1	0- 0	0- 1	NEUTRAL	0- 0	0- 0	0- 0				
1- 9	0- 0	0- 0	CONFERENCE	0- 1	0- 2	1- 6				
0- 5	0- 0	0- 0	HOME	0- 0	0- 1	0- 4				
1- 4	0- 0	0- 0	AWAY	0- 1	0- 1	1- 2				
0- 0	0- 0	0- 0	NEUTRAL	0- 0	0- 0	0- 0				

RPI S	Opponent	Score	RPI S	Opponent	Score	RPI S	Opponent	Score	RPI S	Opponent	Score	Team's RPI: 327
10	A UCLA	48 83	36	A Southern California	56 75	72	A UC Riverside	69 93	129	A Hawaii	35 59	
			40	N Princeton	42 83				129	H Hawaii	65 83	
			45	H St. John's (NY)	63 85				156	H Long Beach St.	65 71	
									187	A UC Davis	61 74	
									194	A UNLV	52 72	
									195	A Cal Poly	38 50	
									195	H Cal Poly	54 72	
									197	A Sacramento St.	78 126	
									203	A San Jose St.	58 79	
									229	H Grand Canyon	53 58	
									235	A Loyola Marymount	50 95	
									241	A CSU Bakersfield	39 65	
									259	H UC Santa Barbara	62 80	
									268	H Northern Ariz.	55 71	
									285	H CSUN	64 83	
									326	H Nevada	68 64	
									331	A Southern Utah	63 58	
									337	A Cal St. Fullerton	62 58	
LAST 12 Division I GAMES:												
259	H	UC Santa Barbara	62	80	156	H	Long Beach St.	65	71			
195	A	Cal Poly	38	50	187	A	UC Davis	61	74			
129	A	Hawaii	35	59	195	H	Cal Poly	54	72			
285	H	CSUN	64	83	72	A	UC Riverside	69	93			
337	A	Cal St. Fullerton	62	58	241	A	CSU Bakersfield	39	65			
129	H	Hawaii	65	83	36	A	Southern California	56	75			

Non-Div I Games: San Diego Christian78 49

UC Irvine

■ Loss,
■ Non-Conf, S Site,
■ Home
■ Away
N Neutral

UC Riverside

Through Games Of Feb. 12, 2016

Average RPI Win:	229	WON-LOST	WINNING	LAST 10	STRENGTH OF	OPP. STRENGTH	TEAM	ADJ.	CONF.	ADJ CONF.
Average RPI Loss:	46	RECORD	PCT. RANK	GAMES	SCHEDULE	OF SCHEDULE	RPI	RPI	RPI	RPI
DIV. I ONLY	16- 7	74	10- 0	149	158	72	72	22	22	
DIV. I NON-CONF.	7- 7	160	2- 1	79	63	92	92	22	22	
TOTALS	RPI 1-25	RPI 26-50	W-L RECORDS	RPI 51-100	RPI 101-150	RPI 150+				
16- 7	0- 2	0- 2	OVERALL	0- 2	2- 1	14- 0				
8- 1	0- 1	0- 0	HOME	0- 0	1- 0	7- 0				
7- 6	0- 1	0- 2	AWAY	0- 2	1- 1	6- 0				
1- 0	0- 0	0- 0	NEUTRAL	0- 0	0- 0	1- 0				
7- 7	0- 2	0- 2	NON-CONFERENCE	0- 2	1- 1	6- 0				
3- 1	0- 1	0- 0	HOME	0- 0	1- 0	2- 0				
3- 6	0- 1	0- 2	AWAY	0- 2	0- 1	3- 0				
1- 0	0- 0	0- 0	NEUTRAL	0- 0	0- 0	1- 0				
9- 0	0- 0	0- 0	CONFERENCE	0- 0	1- 0	8- 0				
5- 0	0- 0	0- 0	HOME	0- 0	0- 0	5- 0				
4- 0	0- 0	0- 0	AWAY	0- 0	1- 0	3- 0				
0- 0	0- 0	0- 0	NEUTRAL	0- 0	0- 0	0- 0				

RPI 1-25				RPI 26-50				RPI 51-100				Team's RPI: 72		RPI 101+			
RPI	S	Opponent	Score	RPI	S	Opponent	Score	RPI	S	Opponent	Score			RPI	S	Opponent	Score
8	A	Oregon St.	65 86	28	A	Washington	43 78	56	A	Oregon	81 95			113	A	San Francisco	76 88
10	H	UCLA	56 70	29	A	UTEP	57 68	79	A	California	58 64			129	A	Hawaii	77 74
														140	H	Fresno St.	86 68
														156	A	Long Beach St.	78 60
														187	H	UC Davis	80 73
														195	H	Cal Poly	93 83
														196	N	Southeast Mo. St.	85 67
														229	A	Grand Canyon	85 67
														235	H	Loyola Marymount	80 62
														241	H	CSU Bakersfield	81 61
														245	A	Seattle	92 70
														246	A	San Diego St.	85 68
														259	A	UC Santa Barbara	83 53
														259	H	UC Santa Barbara	92 81
														285	H	CSUN	83 76
														327	H	UC Irvine	93 69
														337	A	Cal St. Fullerton	90 43
LAST 12 Division I GAMES:																	
				337	A	Cal St. Fullerton	90 43					156	A	Long Beach St.	78 60		
				285	H	CSUN	83 76					259	A	UC Santa Barbara	83 53		
				187	H	UC Davis	80 73					327	H	UC Irvine	93 69		
				195	H	Cal Poly	93 83					229	A	Grand Canyon	85 67		
				259	H	UC Santa Barbara	92 81					10	H	UCLA	56 70		
				129	A	Hawaii	77 74					245	A	Seattle	92 70		

Non-Div I Games:

UC Riverside

■ Loss,
 ■ Non-Conf,
 ■ S Site,
 ■ Home
 ■ A Away
 N Neutral

Average RPI Win:	275	WON-LOST	WINNING	LAST 10	STRENGTH OF	OPP. STRENGTH	TEAM	ADJ.	CONF.	ADJ CONF.
Average RPI Loss:	135	RECORD	PCT. RANK	GAMES	SCHEDULE	OF SCHEDULE	RPI	RPI	RPI	RPI
DIV. I ONLY	8- 15	255	6- 4	225	217	259	259	22	22	
DIV. I NON-CONF.	2- 11	306	1- 0	177	200	301	301	22	22	
TOTALS	RPI 1-25	RPI 26-50	W-L RECORDS	RPI 51-100	RPI 101-150	RPI 150+				
8- 15	0- 0	0- 0	OVERALL	0- 6	0- 4	8- 5				
5- 5	0- 0	0- 0	HOME	0- 2	0- 1	5- 2				
3- 10	0- 0	0- 0	AWAY	0- 4	0- 3	3- 3				
0- 0	0- 0	0- 0	NEUTRAL	0- 0	0- 0	0- 0				
2- 11	0- 0	0- 0	NON-CONFERENCE	0- 4	0- 3	2- 4				
2- 3	0- 0	0- 0	HOME	0- 1	0- 0	2- 2				
0- 8	0- 0	0- 0	AWAY	0- 3	0- 3	0- 2				
0- 0	0- 0	0- 0	NEUTRAL	0- 0	0- 0	0- 0				
6- 4	0- 0	0- 0	CONFERENCE	0- 2	0- 1	6- 1				
3- 2	0- 0	0- 0	HOME	0- 1	0- 1	3- 0				
3- 2	0- 0	0- 0	AWAY	0- 1	0- 0	3- 1				
0- 0	0- 0	0- 0	NEUTRAL	0- 0	0- 0	0- 0				

RPI 1-25			RPI 26-50			RPI 51-100				RPI 101+ Team's RPI: 259					
RPI	S	Opponent	Score	RPI	S	Opponent	Score	RPI	S	Opponent	Score	RPI	S	Opponent	Score
								56	A	Oregon	51 79	119	A	LSU	50 68
								58	A	Santa Clara	48 66	129	H	Hawaii	62 63
								58	H	Santa Clara	37 48	132	A	La.-Lafayette	42 61
								68	A	Washington St.	44 61	147	A	Idaho	42 64
								72	A	UC Riverside	81 92	185	H	UTRGV	60 62
								72	H	UC Riverside	53 83	187	A	UC Davis	51 80
												187	H	UC Davis	66 59
												195	H	Cal Poly	78 67
												235	H	Loyola Marymount	63 70
												241	H	CSU Bakersfield	61 60
												248	A	Wyoming	67 76
												252	A	Pepperdine	69 71
												285	A	CSUN	65 49
												293	H	Morehead St.	93 78
												327	A	UC Irvine	80 62
												337	A	Cal St. Fullerton	65 47
												337	H	Cal St. Fullerton	79 49
LAST 12 Division I GAMES:															
				327	A	UC Irvine	80 62					285	A	CSUN	65 49
				129	H	Hawaii	62 63					337	A	Cal St. Fullerton	65 47
				337	H	Cal St. Fullerton	79 49					72	H	UC Riverside	53 83
				187	A	UC Davis	51 80					195	H	Cal Poly	78 67
				72	A	UC Riverside	81 92					293	H	Morehead St.	93 78
				187	H	UC Davis	66 59					58	A	Santa Clara	48 66

Non-Div I Games: La Verne 89 41

UC Santa Barbara

Loss, Non-Conf, S Site, H Home A Away N Neutral

Average RPI Win:	238	WON-LOST	WINNING	LAST 10	STRENGTH OF	OPP. STRENGTH	TEAM	ADJ.	CONF.	ADJ CONF.
Average RPI Loss:	117	RECORD	PCT. RANK	GAMES	SCHEDULE	OF SCHEDULE	RPI	RPI	RPI	RPI
DIV. I ONLY	5- 19	308	2- 8	132	84	266	266	8	8	
DIV. I NON-CONF.	3- 8	258	0- 0	156	147	255	255	7	7	
TOTALS	RPI 1-25	RPI 26-50	W-L RECORDS	RPI 51-100	RPI 101-150	RPI 150+				
5- 19	0- 3	0- 3	OVERALL	0- 2	0- 4	5- 7				
3- 9	0- 1	0- 2	HOME	0- 1	0- 2	3- 3				
2- 9	0- 1	0- 1	AWAY	0- 1	0- 2	2- 4				
0- 1	0- 1	0- 0	NEUTRAL	0- 0	0- 0	0- 0				
3- 8	0- 2	0- 1	NON-CONFERENCE	0- 0	0- 2	3- 3				
2- 4	0- 1	0- 1	HOME	0- 0	0- 1	2- 1				
1- 3	0- 0	0- 0	AWAY	0- 0	0- 1	1- 2				
0- 1	0- 1	0- 0	NEUTRAL	0- 0	0- 0	0- 0				
2- 11	0- 1	0- 2	CONFERENCE	0- 2	0- 2	2- 4				
1- 5	0- 0	0- 1	HOME	0- 1	0- 1	1- 2				
1- 6	0- 1	0- 1	AWAY	0- 1	0- 1	1- 2				
0- 0	0- 0	0- 0	NEUTRAL	0- 0	0- 0	0- 0				

RPI	S	Opponent	Score	RPI	S	Opponent	Score	RPI	S	Opponent	Score	RPI	S	Opponent	Score	Team's RPI: 266
2	A	UConn	51 106	41	A	South Fla.	63 108	62	H	Temple	63 71	110	A	Akron	54 74	
17	H	Oklahoma St.	55 74	41	H	South Fla.	49 88	83	A	Tulane	54 75	116	A	Memphis	59 75	
20	N	Florida	79 93	45	H	St. John's (NY)	42 70					116	H	Memphis	52 69	
												138	H	Buffalo	60 66	
												157	A	SMU	50 65	
												170	H	East Carolina	56 71	
												178	A	Stetson	68 83	
												183	H	Tulsa	75 74	
												198	H	Butler	63 71	
												205	A	South Ala.	77 36	
												209	A	Cincinnati	80 60	
												209	H	Cincinnati	50 68	
												255	A	Houston	55 64	
												265	A	Omaha	60 75	
												297	H	FIU	89 72	
												298	H	Florida A&M	93 55	
LAST 12 Division I GAMES:																
116	H	Memphis	52 69	2	A	UConn	51 106									
157	A	SMU	50 65	209	A	Cincinnati	80 60									
255	A	Houston	55 64	62	H	Temple	63 71									
183	H	Tulsa	75 74	83	A	Tulane	54 75									
116	A	Memphis	59 75	170	H	East Carolina	56 71									
41	H	South Fla.	49 88	41	A	South Fla.	63 108									

Non-Div I Games:

UCF

■ Loss,
■ Non-Conf,
■ S Site,
■ H Home
■ A Away
N Neutral

Average RPI Win:	103	WON-LOST	WINNING	LAST 10	STRENGTH OF	OPP. STRENGTH	TEAM	ADJ.	CONF.	ADJ CONF.
Average RPI Loss:	26	RECORD	PCT. RANK	GAMES	SCHEDULE	OF SCHEDULE	RPI	RPI	RPI	RPI
DIV. I ONLY	18- 6	46	7- 3	12	2	10	10	1	1	
DIV. I NON-CONF.	8- 2	51	0- 0	19	23	13	13	1	1	
TOTALS	RPI 1-25	RPI 26-50	W-L RECORDS	RPI 51-100	RPI 101-150	RPI 150+				
18- 6	2- 3	3- 2	OVERALL	7- 1	1- 0	5- 0				
10- 1	2- 1	3- 0	HOME	3- 0	0- 0	2- 0				
7- 4	0- 0	0- 0	AWAY	4- 0	1- 0	2- 0				
1- 1	0- 1	0- 0	NEUTRAL	0- 0	0- 0	1- 0				
8- 2	0- 2	2- 0	NON-CONFERENCE	2- 0	0- 0	4- 0				
4- 1	0- 1	2- 0	HOME	0- 0	0- 0	2- 0				
3- 0	0- 0	0- 0	AWAY	2- 0	0- 0	1- 0				
1- 1	0- 1	0- 0	NEUTRAL	0- 0	0- 0	1- 0				
10- 4	2- 1	1- 2	CONFERENCE	5- 1	1- 0	1- 0				
6- 0	2- 0	1- 0	HOME	3- 0	0- 0	0- 0				
4- 4	0- 1	0- 2	AWAY	2- 1	1- 0	1- 0				
0- 0	0- 0	0- 0	NEUTRAL	0- 0	0- 0	0- 0				

RPI 1-25				Team's RPI: 10		RPI 26-50				RPI 51-100				RPI 101+					
RPI	S	Opponent	Score		RPI	S	Opponent	Score		RPI	S	Opponent	Score		RPI	S	Opponent	Score	
1	N	Notre Dame	84	92	28	A	Washington	56	64	56	H	Oregon	80	69	106	A	Arizona	73	39
3	H	South Carolina	65	68	36	A	Southern California	68	71	68	A	Washington St.	75	73	167	N	Louisiana Tech	68	57
6	H	Stanford	56	36	36	H	Southern California	78	73	68	H	Washington St.	73	61	177	A	Colorado	82	64
8	H	Oregon St.	71	51	45	H	St. John's (NY)	73	58	72	A	UC Riverside	70	56	197	A	Sacramento St.	109	76
9	A	Arizona St.	61	65	47	H	James Madison	90	61	74	A	Utah	69	63	241	H	CSU Bakersfield	82	68
										78	A	Michigan	86	77	327	H	UC Irvine	83	48
										79	A	California	104	108					
										79	H	California	75	56					
LAST 12 Division I GAMES:																			
					68	H	Washington St.	73	61	79	H	California	75	56					
					106	A	Arizona	73	39	68	A	Washington St.	75	73					
					9	A	Arizona St.	61	65	28	A	Washington	56	64					
					74	A	Utah	69	63	36	A	Southern California	68	71					
					177	A	Colorado	82	64	8	H	Oregon St.	71	51					
					6	H	Stanford	56	36	56	H	Oregon	80	69					

Non-Div I Games:

UCLA

■ Loss,
 ■ Non-Conf, S Site,
 ■ Home
 ■ Away
 N Neutral

Average RPI Win:	108	WON-LOST	WINNING	LAST 10	STRENGTH OF	OPP. STRENGTH	TEAM	ADJ.	CONF.	ADJ CONF.
Average RPI Loss:	0	RECORD	PCT. RANK	GAMES	SCHEDULE	OF SCHEDULE	RPI	RPI	RPI	RPI
DIV. I ONLY	23- 0	1	10- 0	22	17	2	2	8	8	
DIV. I NON-CONF.	11- 0	1	1- 0	1	1	1	1	7	7	
TOTALS	RPI 1-25	RPI 26-50	W-L RECORDS	RPI 51-100	RPI 101-150	RPI 150+				
23- 0	6- 0	2- 0	OVERALL	4- 0	3- 0	8- 0				
9- 0	1- 0	1- 0	HOME	2- 0	2- 0	3- 0				
12- 0	3- 0	1- 0	AWAY	2- 0	1- 0	5- 0				
2- 0	2- 0	0- 0	NEUTRAL	0- 0	0- 0	0- 0				
11- 0	6- 0	1- 0	NON-CONFERENCE	2- 0	1- 0	1- 0				
4- 0	1- 0	1- 0	HOME	1- 0	1- 0	0- 0				
5- 0	3- 0	0- 0	AWAY	1- 0	0- 0	1- 0				
2- 0	2- 0	0- 0	NEUTRAL	0- 0	0- 0	0- 0				
12- 0	0- 0	1- 0	CONFERENCE	2- 0	2- 0	7- 0				
5- 0	0- 0	0- 0	HOME	1- 0	1- 0	3- 0				
7- 0	0- 0	1- 0	AWAY	1- 0	1- 0	4- 0				
0- 0	0- 0	0- 0	NEUTRAL	0- 0	0- 0	0- 0				

RPI	S	Opponent	Score	RPI	S	Opponent	Score	RPI	S	Opponent	Score	RPI	S	Opponent	Score
1	H	Notre Dame	91 81	41	A	South Fla.	75 59	59	A	Chattanooga	79 31	116	A	Memphis	86 46
3	A	South Carolina	66 54	46	H	Kansas St.	97 57	62	H	Temple	104 49	116	H	Memphis	83 40
5	A	Ohio St.	100 56					75	H	Nebraska	88 46	119	H	LSU	86 40
11	N	Maryland	83 73					83	A	Tulane	96 38	157	A	SMU	90 37
13	N	Florida St.	73 49									170	H	East Carolina	92 46
16	A	DePaul	86 70									183	A	Tulsa	94 30
												183	H	Tulsa	95 35
												209	A	Cincinnati	107 45
												255	A	Houston	76 37
												266	H	UCF	106 51
												295	A	Colgate	94 50
LAST 12 Division I GAMES:															
3	A	South Carolina	66 54	266	H	UCF	106 51	62	H	Temple	104 49				
170	H	East Carolina	92 46					116	A	Memphis	86 46				
83	A	Tulane	96 38					41	A	South Fla.	75 59				
116	H	Memphis	83 40					255	A	Houston	76 37				
183	A	Tulsa	94 30					183	H	Tulsa	95 35				
157	A	SMU	90 37												

Non-Div I Games:

UConn

Average RPI Win:	248	WON-LOST	WINNING	LAST 10	STRENGTH OF	OPP. STRENGTH	TEAM	ADJ.	CONF.	ADJ CONF.
Average RPI Loss:	126	RECORD	PCT. RANK	GAMES	SCHEDULE	OF SCHEDULE	RPI	RPI	RPI	RPI
DIV. I ONLY	14- 10	127	4- 6	234	204	168	168	15	15	
DIV. I NON-CONF.	9- 4	96	1- 0	317	204	177	177	18	18	
TOTALS	RPI 1-25	RPI 26-50	W-L RECORDS	RPI 51-100	RPI 101-150	RPI 150+				
14- 10	0- 0	0- 1	OVERALL	1- 5	1- 1	12- 3				
6- 5	0- 0	0- 1	HOME	1- 2	0- 1	5- 1				
7- 5	0- 0	0- 0	AWAY	0- 3	1- 0	6- 2				
1- 0	0- 0	0- 0	NEUTRAL	0- 0	0- 0	1- 0				
9- 4	0- 0	0- 1	NON-CONFERENCE	1- 1	0- 0	8- 2				
4- 2	0- 0	0- 1	HOME	1- 0	0- 0	3- 1				
4- 2	0- 0	0- 0	AWAY	0- 1	0- 0	4- 1				
1- 0	0- 0	0- 0	NEUTRAL	0- 0	0- 0	1- 0				
5- 6	0- 0	0- 0	CONFERENCE	0- 4	1- 1	4- 1				
2- 3	0- 0	0- 0	HOME	0- 2	0- 1	2- 0				
3- 3	0- 0	0- 0	AWAY	0- 2	1- 0	2- 1				
0- 0	0- 0	0- 0	NEUTRAL	0- 0	0- 0	0- 0				

RPI	S	Opponent	Score	RPI	S	Opponent	Score	RPI	S	Opponent	Score	RPI	S	Opponent	Score	Team's RPI: 168
39	H	Penn	46	81	52	A	Albany (NY)	39	63	125	A	Stony Brook	69	65		
					52	H	Albany (NY)	42	77	125	H	Stony Brook	60	69		
					89	A	Maine	55	65	206	A	Hartford	57	65		
					89	H	Maine	38	72	213	A	Morgan St.	65	46		
					91	H	Bucknell	65	52	228	H	Columbia	68	70		
					94	A	Saint Joseph's	45	104	230	H	Binghamton	62	51		
										250	A	Coppin St.	68	61		
										256	A	Loyola Maryland	52	46		
										258	A	New Hampshire	65	55		
										263	H	American	47	46		
										277	H	La Salle	60	29		
										286	A	Towson	51	61		
										287	H	Vermont	85	48		
										292	H	Rider	58	53		
										292	N	Rider	67	58		
										316	A	UMass Lowell	68	44		
										317	A	UMES	55	52		
LAST 12 Division I GAMES:																
125	A	Stony Brook	69	65	316	A	UMass Lowell	68	44							
89	H	Maine	38	72	125	H	Stony Brook	60	69							
52	A	Albany (NY)	39	63	89	A	Maine	55	65							
258	A	New Hampshire	65	55	52	H	Albany (NY)	42	77							
230	H	Binghamton	62	51	287	H	Vermont	85	48							
206	A	Hartford	57	65	292	N	Rider	67	58							

Non-Div I Games:

UMBC

■ Loss,
■ Non-Conf,
■ S Site,
■ H Home
■ A Away
N Neutral

Average RPI Win:	278	WON-LOST	WINNING	LAST 10	STRENGTH OF	OPP. STRENGTH	TEAM	ADJ.	CONF.	ADJ CONF.
Average RPI Loss:	195	RECORD	PCT. RANK	GAMES	SCHEDULE	OF SCHEDULE	RPI	RPI	RPI	RPI
DIV. I ONLY	5- 16	296	3- 7	269	315	317	317	30	30	
DIV. I NON-CONF.	1- 10	330	0- 4	67	269	281	281	30	30	
TOTALS	RPI 1-25	RPI 26-50	W-L RECORDS	RPI 51-100	RPI 101-150	RPI 150+				
5- 16	0- 2	0- 0	OVERALL	0- 2	0- 2	5- 10				
3- 8	0- 1	0- 0	HOME	0- 1	0- 1	3- 5				
2- 8	0- 1	0- 0	AWAY	0- 1	0- 1	2- 5				
0- 0	0- 0	0- 0	NEUTRAL	0- 0	0- 0	0- 0				
1- 10	0- 2	0- 0	NON-CONFERENCE	0- 2	0- 2	1- 4				
1- 5	0- 1	0- 0	HOME	0- 1	0- 1	1- 2				
0- 5	0- 1	0- 0	AWAY	0- 1	0- 1	0- 2				
0- 0	0- 0	0- 0	NEUTRAL	0- 0	0- 0	0- 0				
4- 6	0- 0	0- 0	CONFERENCE	0- 0	0- 0	4- 6				
2- 3	0- 0	0- 0	HOME	0- 0	0- 0	2- 3				
2- 3	0- 0	0- 0	AWAY	0- 0	0- 0	2- 3				
0- 0	0- 0	0- 0	NEUTRAL	0- 0	0- 0	0- 0				

RPI 1-25				RPI 26-50				RPI 51-100				RPI 101+ Team's RPI: 317			
RPI	S	Opponent	Score	RPI	S	Opponent	Score	RPI	S	Opponent	Score	RPI	S	Opponent	Score
11	H	Maryland	30 106					93	H	Georgetown	60 71	137	A	Xavier	56 61
24	A	Duquesne	59 95					98	A	VCU	39 63	146	H	Old Dominion	52 69
												165	H	Hampton	55 76
												168	H	UMBC	52 55
												193	A	Northeastern	49 60
												213	H	Morgan St.	69 77
												227	H	USC Upstate	78 59
												250	A	Coppin St.	54 61
												253	H	Bethune-Cookman	76 71
												273	A	N.C. A&T	56 50
												288	A	UNCG	51 71
												296	A	Savannah St.	42 60
												314	A	South Carolina St.	63 56
												324	H	Howard	62 59
												339	H	Mt. St. Mary's	50 57
												346	H	Norfolk St.	63 74
												349	A	N.C. Central	46 49
LAST 12 Division I GAMES:															
346	H	Norfolk St.	63 74	296	A	Savannah St.	42 60								
165	H	Hampton	55 76	213	H	Morgan St.	69 77								
324	H	Howard	62 59	288	A	UNCG	51 71								
250	A	Coppin St.	54 61	146	H	Old Dominion	52 69								
253	H	Bethune-Cookman	76 71	11	H	Maryland	30 106								
314	A	South Carolina St.	63 56	168	H	UMBC	52 55								

Non-Div I Games: Cheyney 76 46

UMES

■ Loss,
 ■ Non-Conf,
 ■ S Site,
 ■ H Home
 ■ A Away
 N Neutral

Average RPI Win:	238	WON-LOST	WINNING	LAST 10	STRENGTH OF	OPP. STRENGTH	TEAM	ADJ.	CONF.	ADJ CONF.
Average RPI Loss:	219	RECORD	PCT. RANK	GAMES	SCHEDULE	OF SCHEDULE	RPI	RPI	RPI	RPI
DIV. I ONLY	6- 14	276	4- 6	333	230	310	310	25	25	
DIV. I NON-CONF.	3- 8	258	1- 2	330	214	316	316	25	25	
TOTALS	RPI 1-25	RPI 26-50	W-L RECORDS	RPI 51-100	RPI 101-150	RPI 150+				
6- 14	0- 0	0- 0	OVERALL	0- 2	0- 0	6- 12				
2- 6	0- 0	0- 0	HOME	0- 1	0- 0	2- 5				
4- 8	0- 0	0- 0	AWAY	0- 1	0- 0	4- 7				
0- 0	0- 0	0- 0	NEUTRAL	0- 0	0- 0	0- 0				
3- 8	0- 0	0- 0	NON-CONFERENCE	0- 1	0- 0	3- 7				
1- 3	0- 0	0- 0	HOME	0- 0	0- 0	1- 3				
2- 5	0- 0	0- 0	AWAY	0- 1	0- 0	2- 4				
0- 0	0- 0	0- 0	NEUTRAL	0- 0	0- 0	0- 0				
3- 6	0- 0	0- 0	CONFERENCE	0- 1	0- 0	3- 5				
1- 3	0- 0	0- 0	HOME	0- 1	0- 0	1- 2				
2- 3	0- 0	0- 0	AWAY	0- 0	0- 0	2- 3				
0- 0	0- 0	0- 0	NEUTRAL	0- 0	0- 0	0- 0				

RPI 1-25				RPI 26-50				RPI 51-100				RPI 101+ Team's RPI: 310					
RPI	S	Opponent	Score	RPI	S	Opponent	Score	RPI	S	Opponent	Score	RPI	S	Opponent	Score		
								90	A	Northwestern	38	80	171	H	SIUE	58	63
								100	H	New Mexico St.	62	68	176	A	Milwaukee	48	70
													185	H	UTRGV	53	62
													192	A	Kansas	47	44
													196	A	Southeast Mo. St.	65	78
													213	A	Morgan St.	59	50
													219	A	Utah Valley	71	79
													229	A	Grand Canyon	63	57
													241	A	CSU Bakersfield	56	40
													241	H	CSU Bakersfield	68	78
													245	A	Seattle	63	69
													245	H	Seattle	64	43
													249	H	Indiana St.	47	77
													265	A	Omaha	42	57
													286	A	Towson	47	70
													301	H	North Florida	55	62
													307	H	Denver	68	58
													338	A	Chicago St.	72	77
LAST 12 Division I GAMES:																	
245	H	Seattle	64	43	100	H	New Mexico St.	62	68								
241	H	CSU Bakersfield	68	78	241	A	CSU Bakersfield	56	40								
338	A	Chicago St.	72	77	245	A	Seattle	63	69								
229	A	Grand Canyon	63	57	213	A	Morgan St.	59	50								
219	A	Utah Valley	71	79	286	A	Towson	47	70								
185	H	UTRGV	53	62	90	A	Northwestern	38	80								

Non-Div I Games: Stephens College 76 46 Bethany (KS) 64 51

UMKC

Loss, Non-Conf, S Site, H Home A Away N Neutral

Average RPI Win:	303	WON-LOST	WINNING	LAST 10	STRENGTH OF	OPP. STRENGTH	TEAM	ADJ.	CONF.	ADJ CONF.
Average RPI Loss:	172	RECORD	PCT. RANK	GAMES	SCHEDULE	OF SCHEDULE	RPI	RPI	RPI	RPI
DIV. I ONLY	4- 20	321	1- 9	222	254	316	316	15	15	
DIV. I NON-CONF.	3- 9	272	0- 0	267	296	295	295	18	18	
TOTALS	RPI 1-25	RPI 26-50	W-L RECORDS	RPI 51-100	RPI 101-150	RPI 150+				
4- 20	0- 1	0- 1	OVERALL	0- 3	0- 3	4- 12				
2- 9	0- 0	0- 0	HOME	0- 2	0- 1	2- 6				
2- 11	0- 0	0- 0	AWAY	0- 0	0- 0	2- 0				
0- 0	0- 0	0- 0	NEUTRAL	0- 0	0- 0	0- 0				
3- 9	0- 1	0- 1	NON-CONFERENCE	0- 0	0- 1	3- 6				
2- 2	0- 0	0- 0	HOME	0- 0	0- 0	2- 2				
1- 7	0- 1	0- 1	AWAY	0- 0	0- 1	1- 4				
0- 0	0- 0	0- 0	NEUTRAL	0- 0	0- 0	0- 0				
1- 11	0- 0	0- 0	CONFERENCE	0- 3	0- 2	1- 6				
0- 7	0- 0	0- 0	HOME	0- 2	0- 1	0- 4				
1- 4	0- 0	0- 0	AWAY	0- 1	0- 1	1- 2				
0- 0	0- 0	0- 0	NEUTRAL	0- 0	0- 0	0- 0				

RPI 1-25				RPI 26-50				RPI 51-100				RPI 101+ Team's RPI: 316			
RPI	S	Opponent	Score	RPI	S	Opponent	Score	RPI	S	Opponent	Score	RPI	S	Opponent	Score
11	A	Maryland	53 102	33	A	Miami (FL)	53 84	52	H	Albany (NY)	55 85	105	A	Boston College	55 66
								89	A	Maine	44 74	125	A	Stony Brook	46 60
								89	H	Maine	46 73	125	H	Stony Brook	50 64
												168	H	UMBC	44 68
												182	A	Rhode Island	64 72
												206	A	Hartford	59 72
												206	H	Hartford	70 75
												220	H	Bryant	64 83
												228	H	Columbia	57 67
												230	H	Binghamton	70 75
												258	A	New Hampshire	61 65
												261	A	Massachusetts	58 84
												264	H	Holy Cross	75 67
												277	A	Central Conn. St.	53 64
												287	A	Vermont	68 66
												287	H	Vermont	51 59
												297	A	FIU	68 71
												315	A	Fairleigh Dickinson	78 67
												347	H	Boston U.	70 57
LAST 12 Division I GAMES:															
89	H	Maine	46 73	258	A	New Hampshire	61 65								
287	A	Vermont	68 66	287	H	Vermont	51 59								
125	A	Stony Brook	46 60	168	H	UMBC	44 68								
206	H	Hartford	70 75	89	A	Maine	44 74								
52	H	Albany (NY)	55 85	125	H	Stony Brook	50 64								
230	H	Binghamton	70 75	206	A	Hartford	59 72								

Non-Div I Games:

UMass Lowell

■ Loss,
 ■ Non-Conf, S Site,
 ■ Home
 ■ Away
 N Neutral

UNC Asheville

Through Games Of Feb. 12, 2016

Average RPI Win:	273	WON-LOST	WINNING	LAST 10	STRENGTH OF	OPP. STRENGTH	TEAM	ADJ.	CONF.	ADJ CONF.
Average RPI Loss:	177	RECORD	PCT. RANK	GAMES	SCHEDULE	OF SCHEDULE	RPI	RPI	RPI	RPI
DIV. I ONLY	17- 4	30	8- 2	338	289	141	141	26	26	
DIV. I NON-CONF.	5- 2	86	0- 0	342	268	183	183	29	29	
TOTALS	RPI 1-25	RPI 26-50	W-L RECORDS	RPI 51-100	RPI 101-150	RPI 150+				
17- 4	0- 0	0- 0	OVERALL	0- 0	0- 2	17- 2				
7- 1	0- 0	0- 0	HOME	0- 0	0- 0	7- 1				
10- 3	0- 0	0- 0	AWAY	0- 0	0- 0	10- 0				
0- 0	0- 0	0- 0	NEUTRAL	0- 0	0- 0	0- 0				
5- 2	0- 0	0- 0	NON-CONFERENCE	0- 0	0- 1	5- 1				
3- 0	0- 0	0- 0	HOME	0- 0	0- 0	3- 0				
2- 2	0- 0	0- 0	AWAY	0- 0	0- 1	2- 1				
0- 0	0- 0	0- 0	NEUTRAL	0- 0	0- 0	0- 0				
12- 2	0- 0	0- 0	CONFERENCE	0- 0	0- 1	12- 1				
4- 1	0- 0	0- 0	HOME	0- 0	0- 0	4- 1				
8- 1	0- 0	0- 0	AWAY	0- 0	0- 1	8- 0				
0- 0	0- 0	0- 0	NEUTRAL	0- 0	0- 0	0- 0				

RPI 1-25			RPI 26-50			RPI 51-100			RPI 101+			Team's RPI: 141
RPI	S	Opponent	Score	RPI	S	Opponent	Score	RPI	S	Opponent	Score	
								103	A	Liberty	53	71
								143	A	ETSU	68	74
								210	H	Furman	84	71
								215	A	Radford	54	46
								216	A	Presbyterian	72	63
								216	H	Presbyterian	68	59
								226	H	Gardner-Webb	56	58
								227	H	USC Upstate	68	59
								236	A	Clemson	49	67
								240	A	High Point	82	81
								282	A	Campbell	72	58
								288	H	UNCG	95	52
								294	A	Coastal Caro.	63	52
								294	H	Coastal Caro.	77	69
								299	A	Charleston So.	58	50
								300	A	Western Caro.	67	45
								302	A	Wofford	70	63
								312	A	Longwood	61	54
								312	H	Longwood	81	42
								313	A	Winthrop	67	59
								313	H	Winthrop	63	55
LAST 12 Division I GAMES:												
								312	A	Longwood	61	54
								226	H	Gardner-Webb	56	58
								312	H	Longwood	81	42
								299	A	Charleston So.	58	50
								103	A	Liberty	53	71
								282	A	Campbell	72	58
								313	H	Winthrop	63	55
								240	A	High Point	82	81

Non-Div I Games: Montreat 89 41 Warren Wilson 108 47

UNC Asheville

■ Loss,
 ■ Non-Conf, S Site,
 ■ Home
 ■ Away
 N Neutral

Average RPI Win: 310	WON-LOST	WINNING	LAST 10	STRENGTH OF	OPP. STRENGTH	TEAM	ADJ.	CONF.	ADJ CONF.
Average RPI Loss: 158	RECORD	PCT. RANK	GAMES	SCHEDULE	OF SCHEDULE	RPI	RPI	RPI	RPI
DIV. I ONLY	6- 16	283	0- 10	203	280	288	288	17	17
DIV. I NON-CONF.	6- 6	160	2- 0	269	342	214	214	16	16
TOTALS	RPI 1-25	RPI 26-50	W-L RECORDS	RPI 51-100	RPI 101-150	RPI 150+			
6- 16	0- 1	0- 0	OVERALL	0- 3	0- 6	6- 6			
4- 6	0- 0	0- 0	HOME	0- 1	0- 2	4- 3			
1- 10	0- 1	0- 0	AWAY	0- 2	0- 4	1- 3			
1- 0	0- 0	0- 0	NEUTRAL	0- 0	0- 0	1- 0			
6- 6	0- 1	0- 0	NON-CONFERENCE	0- 1	0- 1	6- 3			
4- 1	0- 0	0- 0	HOME	0- 0	0- 0	4- 1			
1- 5	0- 1	0- 0	AWAY	0- 1	0- 1	1- 2			
1- 0	0- 0	0- 0	NEUTRAL	0- 0	0- 0	1- 0			
0- 10	0- 0	0- 0	CONFERENCE	0- 2	0- 5	0- 3			
0- 5	0- 0	0- 0	HOME	0- 1	0- 2	0- 2			
0- 5	0- 0	0- 0	AWAY	0- 1	0- 3	0- 1			
0- 0	0- 0	0- 0	NEUTRAL	0- 0	0- 0	0- 0			

RPI 1-25				RPI 26-50				RPI 51-100				RPI 101+ Team's RPI: 288			
RPI	S	Opponent	Score	RPI	S	Opponent	Score	RPI	S	Opponent	Score	RPI	S	Opponent	Score
3	A	South Carolina	44 92					59	A	Chattanooga	61 72	121	A	Samford	49 80
								59	H	Chattanooga	53 74	121	H	Samford	52 57
								83	A	Tulane	53 74	126	A	Mercer	47 81
												126	H	Mercer	78 86
												141	A	UNC Asheville	52 95
												143	A	ETSU	73 89
												210	H	Furman	59 75
												226	A	Gardner-Webb	57 59
												227	A	USC Upstate	61 84
												240	H	High Point	82 72
												274	H	Tennessee Tech	64 73
												300	A	Western Caro.	72 84
												302	H	Wofford	56 58
												303	N	Cleveland St.	55 51
												312	H	Longwood	81 60
												317	H	UMES	71 51
												340	A	New Orleans	81 79
												349	H	N.C. Central	103 56
LAST 12 Division I GAMES:															
59	H	Chattanooga	53 74	59	A	Chattanooga	61 72								
126	A	Mercer	47 81	143	A	ETSU	73 89								
121	A	Samford	49 80	121	H	Samford	52 57								
300	A	Western Caro.	72 84	126	H	Mercer	78 86								
210	H	Furman	59 75	349	H	N.C. Central	103 56								
302	H	Wofford	56 58	317	H	UMES	71 51								

Non-Div I Games: Barton 82 55 Pfeiffer 71 52 Francis Marion 63 **66**

UNCG

Loss, Non-Conf, S Site, H Home A Away N Neutral

Average RPI Win: 264	WON-LOST	WINNING	LAST 10	STRENGTH OF	OPP. STRENGTH	TEAM	ADJ.	CONF.	ADJ CONF.
Average RPI Loss: 120	RECORD	PCT. RANK	GAMES	SCHEDULE	OF SCHEDULE	RPI	RPI	RPI	RPI
DIV. I ONLY	6- 16	283	3- 7	144	162	257	257	13	13
DIV. I NON-CONF.	3- 7	248	0- 0	170	186	236	236	12	12
TOTALS	RPI 1-25	RPI 26-50	W-L RECORDS	RPI 51-100	RPI 101-150	RPI 150+			
6- 16	0- 0	0- 3	OVERALL	0- 6	0- 0	6- 7			
3- 9	0- 0	0- 1	HOME	0- 4	0- 0	3- 4			
3- 7	0- 0	0- 2	AWAY	0- 2	0- 0	3- 3			
0- 0	0- 0	0- 0	NEUTRAL	0- 0	0- 0	0- 0			
3- 7	0- 0	0- 2	NON-CONFERENCE	0- 2	0- 0	3- 3			
1- 4	0- 0	0- 1	HOME	0- 1	0- 0	1- 2			
2- 3	0- 0	0- 1	AWAY	0- 1	0- 0	2- 1			
0- 0	0- 0	0- 0	NEUTRAL	0- 0	0- 0	0- 0			
3- 9	0- 0	0- 1	CONFERENCE	0- 4	0- 0	3- 4			
2- 5	0- 0	0- 0	HOME	0- 3	0- 0	2- 2			
1- 4	0- 0	0- 1	AWAY	0- 1	0- 0	1- 2			
0- 0	0- 0	0- 0	NEUTRAL	0- 0	0- 0	0- 0			

RPI 1-25				RPI 26-50				RPI 51-100				RPI 101+ Team's RPI: 257			
RPI	S	Opponent	Score	RPI	S	Opponent	Score	RPI	S	Opponent	Score	RPI	S	Opponent	Score
				32	H	Ohio	59 75	59	H	Chattanooga	33 61	158	H	Davidson	50 77
				47	A	James Madison	40 60	67	H	Hofstra	64 68	166	H	Jacksonville	51 49
				48	A	Duke	56 78	73	A	Elon	53 70	178	H	Stetson	49 52
								73	H	Elon	60 67	189	A	Delaware	59 67
								85	H	Drexel	57 71	190	H	Col. of Charleston	53 64
								98	A	VCU	45 58	193	H	Northeastern	66 72
												200	A	William & Mary	65 77
												200	H	William & Mary	59 44
												222	A	Richmond	53 63
												286	A	Towson	52 49
												286	H	Towson	53 51
												301	A	North Florida	63 47
												346	A	Norfolk St.	61 57
LAST 12 Division I GAMES:															
				193	H	Northeastern	66 72	200	A	William & Mary	65 77				
				200	H	William & Mary	59 44	190	H	Col. of Charleston	53 64				
				85	H	Drexel	57 71	67	H	Hofstra	64 68				
				47	A	James Madison	40 60	286	A	Towson	52 49				
				286	H	Towson	53 51	189	A	Delaware	59 67				
				73	A	Elon	53 70	73	H	Elon	60 67				

Non-Div I Games: UNC Pembroke 68 43

UNCW

■ Loss,
 ■ Non-Conf,
 ■ S Site,
 ■ H Home
 ■ A Away
 N Neutral

Average RPI Win:	206	WON-LOST	WINNING	LAST 10	STRENGTH OF	OPP. STRENGTH	TEAM	ADJ.	CONF.	ADJ CONF.
Average RPI Loss:	95	RECORD	PCT. RANK	GAMES	SCHEDULE	OF SCHEDULE	RPI	RPI	RPI	RPI
DIV. I ONLY	13- 9	118	8- 2	147	112	122	122	21	21	
DIV. I NON-CONF.	4- 6	201	0- 0	37	13	137	137	17	17	
TOTALS	RPI 1-25	RPI 26-50	W-L RECORDS	RPI 51-100	RPI 101-150	RPI 150+				
13- 9	0- 0	0- 1	OVERALL	4- 4	1- 3	8- 1				
6- 4	0- 0	0- 0	HOME	1- 3	0- 1	5- 0				
5- 4	0- 0	0- 0	AWAY	2- 1	0- 2	3- 1				
2- 1	0- 0	0- 1	NEUTRAL	1- 0	1- 0	0- 0				
4- 6	0- 0	0- 1	NON-CONFERENCE	2- 3	1- 2	1- 0				
2- 2	0- 0	0- 0	HOME	1- 2	0- 0	1- 0				
0- 3	0- 0	0- 0	AWAY	0- 1	0- 2	0- 0				
2- 1	0- 0	0- 1	NEUTRAL	1- 0	1- 0	0- 0				
9- 3	0- 0	0- 0	CONFERENCE	2- 1	0- 1	7- 1				
4- 2	0- 0	0- 0	HOME	0- 1	0- 1	4- 0				
5- 1	0- 0	0- 0	AWAY	2- 0	0- 0	3- 1				
0- 0	0- 0	0- 0	NEUTRAL	0- 0	0- 0	0- 0				

RPI S	Opponent	Score	RPI S	Opponent	Score	RPI S	Opponent	Score	RPI S	Opponent	Score	Team's RPI: 122
37 N	Seton Hall	49 57	53 H	Iowa	65 80	110 N	Akron	59 51				
			55 A	South Dakota St.	86 89	117 A	North Dakota	59 64				
			80 N	Georgia Tech	61 58	120 A	Creighton	61 69				
			81 H	South Dakota	64 43	139 H	Southern Ill.	60 65				
			84 A	Missouri St.	65 60	153 A	Loyola Chicago	60 64				
			84 H	Missouri St.	75 78	183 H	Tulsa	75 59				
			96 H	Iowa St.	75 84	249 A	Indiana St.	61 45				
			99 A	Drake	79 73	249 H	Indiana St.	53 42				
						304 A	Wichita St.	55 44				
						304 H	Wichita St.	69 48				
						305 A	Bradley	55 47				
						309 H	Illinois St.	65 51				
						319 H	Evansville	62 51				
LAST 12 Division I GAMES:												
249 A	Indiana St.	61 45	249 H	Indiana St.	53 42							
304 H	Wichita St.	69 48	309 H	Illinois St.	65 51							
84 H	Missouri St.	75 78	84 A	Missouri St.	65 60							
305 A	Bradley	55 47	304 A	Wichita St.	55 44							
153 A	Loyola Chicago	60 64	139 H	Southern Ill.	60 65							
99 A	Drake	79 73	319 H	Evansville	62 51							

Non-Div I Games: Rockhurst 58 39

UNI

■ Loss,
 ■ Non-Conf,
 ■ S Site,
 ■ H Home
 ■ A Away
 N Neutral

Average RPI Win:	268	WON-LOST	WINNING	LAST 10	STRENGTH OF	OPP. STRENGTH	TEAM	ADJ.	CONF.	ADJ CONF.
Average RPI Loss:	116	RECORD	PCT. RANK	GAMES	SCHEDULE	OF SCHEDULE	RPI	RPI	RPI	RPI
DIV. I ONLY	12- 10	144	6- 4	256	205	194	194	20	20	
DIV. I NON-CONF.	6- 4	125	0- 0	264	215	176	176	20	20	
TOTALS	RPI 1-25	RPI 26-50	W-L RECORDS	RPI 51-100	RPI 101-150	RPI 150+				
12- 10	0- 0	0- 2	OVERALL	0- 2	0- 3	12- 3				
8- 3	0- 0	0- 0	HOME	0- 2	0- 1	8- 0				
4- 6	0- 0	0- 1	AWAY	0- 0	0- 2	4- 3				
0- 1	0- 0	0- 1	NEUTRAL	0- 0	0- 0	0- 0				
6- 4	0- 0	0- 2	NON-CONFERENCE	0- 1	0- 0	6- 1				
4- 1	0- 0	0- 0	HOME	0- 1	0- 0	4- 0				
2- 2	0- 0	0- 1	AWAY	0- 0	0- 0	2- 1				
0- 1	0- 0	0- 1	NEUTRAL	0- 0	0- 0	0- 0				
6- 6	0- 0	0- 0	CONFERENCE	0- 1	0- 3	6- 2				
4- 2	0- 0	0- 0	HOME	0- 1	0- 1	4- 0				
2- 4	0- 0	0- 0	AWAY	0- 0	0- 2	2- 2				
0- 0	0- 0	0- 0	NEUTRAL	0- 0	0- 0	0- 0				

RPI 1-25			RPI 26-50			RPI 51-100			RPI 101+ Team's RPI: 194		
RPI	S	Opponent	Score	RPI	S	Opponent	Score	RPI	S	Opponent	Score
29	N	UTEP	52 60	51	H	Colorado St.	56 64	127	A	Boise St.	56 75
36	A	Southern California	42 73	99	H	Drake	68 76	140	A	Fresno St.	54 58
								140	H	Fresno St.	52 57
								156	A	Long Beach St.	63 67
								175	H	George Mason	67 59
								181	A	New Mexico	53 67
								181	H	New Mexico	57 48
								203	A	San Jose St.	61 69
								211	H	Utah St.	46 38
								246	A	San Diego St.	55 41
								248	H	Wyoming	66 37
								252	H	Pepperdine	83 63
								255	A	Houston	63 60
								321	A	A&M-Corpus Christi	65 51
								326	H	Nevada	65 59
								327	H	UC Irvine	72 52
								331	H	Southern Utah	79 44
								341	A	Air Force	60 56
LAST 12 Division I GAMES:											
203	A	San Jose St.	61 69	211	H	Utah St.	46 38				
140	H	Fresno St.	52 57	341	A	Air Force	60 56				
181	H	New Mexico	57 48	181	A	New Mexico	53 67				
246	A	San Diego St.	55 41	248	H	Wyoming	66 37				
127	A	Boise St.	56 75	51	H	Colorado St.	56 64				
326	H	Nevada	65 59	140	A	Fresno St.	54 58				

Non-Div I Games: Cal St. San Marcos 62 43

UNLV

■ Loss,
 ■ Non-Conf,
 ■ S Site,
 ■ H Home
 ■ A Away
 N Neutral

USC Upstate

Through Games Of Feb. 12, 2016

Average RPI Win:	306	WON-LOST	WINNING	LAST 10	STRENGTH OF	OPP. STRENGTH	TEAM	ADJ.	CONF.	ADJ CONF.
Average RPI Loss:	145	RECORD	PCT. RANK	GAMES	SCHEDULE	OF SCHEDULE	RPI	RPI	RPI	RPI
DIV. I ONLY	13- 8	108	8- 2	345	273	227	227	29	29	
DIV. I NON-CONF.	6- 6	160	2- 0	341	284	261	261	27	27	
TOTALS	RPI 1-25	RPI 26-50	W-L RECORDS	RPI 51-100	RPI 101-150	RPI 150+				
13- 8	0- 0	0- 0	OVERALL	0- 3	0- 2	13- 3				
6- 2	0- 0	0- 0	HOME	0- 0	0- 0	6- 2				
7- 6	0- 0	0- 0	AWAY	0- 3	0- 2	7- 1				
0- 0	0- 0	0- 0	NEUTRAL	0- 0	0- 0	0- 0				
6- 6	0- 0	0- 0	NON-CONFERENCE	0- 2	0- 2	6- 2				
3- 1	0- 0	0- 0	HOME	0- 0	0- 0	3- 1				
3- 5	0- 0	0- 0	AWAY	0- 2	0- 2	3- 1				
0- 0	0- 0	0- 0	NEUTRAL	0- 0	0- 0	0- 0				
7- 2	0- 0	0- 0	CONFERENCE	0- 1	0- 0	7- 1				
3- 1	0- 0	0- 0	HOME	0- 0	0- 0	3- 1				
4- 1	0- 0	0- 0	AWAY	0- 1	0- 0	4- 0				
0- 0	0- 0	0- 0	NEUTRAL	0- 0	0- 0	0- 0				

RPI 1-25				RPI 26-50				RPI 51-100				RPI 101+ Team's RPI: 227					
RPI	S	Opponent	Score	RPI	S	Opponent	Score	RPI	S	Opponent	Score	RPI	S	Opponent	Score		
								63	A	FGCU	43	54	104	A	North Carolina	40	80
								78	A	Michigan	61	119	141	A	UNC Asheville	59	68
								80	A	Georgia Tech	46	87	166	H	Jacksonville	43	49
												178	A	Stetson	61	56	
												210	H	Furman	63	75	
												288	H	UNCG	84	61	
												291	A	Kennesaw St.	61	53	
												291	H	Kennesaw St.	66	57	
												293	A	Morehead St.	86	72	
												300	H	Western Caro.	68	59	
												301	H	North Florida	69	54	
												317	A	UMES	59	78	
												332	A	IPFW	84	81	
												335	A	Lipscomb	81	54	
												335	H	Lipscomb	93	71	
												343	A	NJIT	58	41	
												346	A	Norfolk St.	82	62	
												349	H	N.C. Central	68	46	
LAST 12 Division I GAMES:																	
				291	A	Kennesaw St.	61	53				178	A	Stetson	61	56	
				335	H	Lipscomb	93	71				63	A	FGCU	43	54	
				291	H	Kennesaw St.	66	57				343	A	NJIT	58	41	
				335	A	Lipscomb	81	54				300	H	Western Caro.	68	59	
				301	H	North Florida	69	54				349	H	N.C. Central	68	46	
				166	H	Jacksonville	43	49				104	A	North Carolina	40	80	

Non-Div I Games: Southern Wesleyan 84 51 Mars Hill 81 65 Bob Jones 96 46

USC Upstate

■ Loss,
 ■ Non-Conf,
 ■ S Site,
 ■ Home
 ■ A Away
 N Neutral

Average RPI Win:	241	WON-LOST	WINNING	LAST 10	STRENGTH OF	OPP. STRENGTH	TEAM	ADJ.	CONF.	ADJ CONF.
Average RPI Loss:	119	RECORD	PCT. RANK	GAMES	SCHEDULE	OF SCHEDULE	RPI	RPI	RPI	RPI
DIV. I ONLY	10- 11	189	5- 5	124	188	142	142	16	16	
DIV. I NON-CONF.	4- 5	193	0- 0	22	108	102	102	14	14	
TOTALS	RPI 1-25	RPI 26-50	W-L RECORDS	RPI 51-100	RPI 101-150	RPI 150+				
10- 11	0- 1	0- 3	OVERALL	0- 1	0- 1	10- 5				
2- 6	0- 0	0- 2	HOME	0- 1	0- 0	2- 3				
8- 5	0- 1	0- 1	AWAY	0- 0	0- 1	8- 2				
0- 0	0- 0	0- 0	NEUTRAL	0- 0	0- 0	0- 0				
4- 5	0- 1	0- 2	NON-CONFERENCE	0- 1	0- 0	4- 1				
1- 3	0- 0	0- 1	HOME	0- 1	0- 0	1- 1				
3- 2	0- 1	0- 1	AWAY	0- 0	0- 0	3- 0				
0- 0	0- 0	0- 0	NEUTRAL	0- 0	0- 0	0- 0				
6- 6	0- 0	0- 1	CONFERENCE	0- 0	0- 1	6- 4				
1- 3	0- 0	0- 1	HOME	0- 0	0- 0	1- 2				
5- 3	0- 0	0- 0	AWAY	0- 0	0- 1	5- 2				
0- 0	0- 0	0- 0	NEUTRAL	0- 0	0- 0	0- 0				

RPI	S	Opponent	Score	RPI	S	Opponent	Score	RPI	S	Opponent	Score	RPI	S	Opponent	Score	Team's RPI: 142
4	A	Baylor	20 62	37	H	Seton Hall	54 61	60	H	Western Ky.	64 73	132	A	La.-Lafayette	52 63	
				44	H	Arkansas St.	71 78					162	H	Little Rock	55 59	
				46	A	Kansas St.	41 61					166	H	Jacksonville	56 54	
												169	H	McNeese St.	57 63	
												184	A	Troy	71 88	
												202	A	Texas St.	80 48	
												205	A	South Ala.	55 59	
												224	A	UTSA	51 47	
												234	A	Houston Baptist	64 40	
												237	A	Stephen F. Austin	67 63	
												243	A	Appalachian St.	76 45	
												269	A	Georgia St.	74 45	
												269	H	Georgia St.	63 68	
												271	A	Ga. Southern	53 41	
												271	H	Ga. Southern	70 31	
												289	A	La.-Monroe	60 50	
LAST 12 Division I GAMES:																
202	A	Texas St.	80 48	44	H	Arkansas St.	71 78									
269	A	Georgia St.	74 45	205	A	South Ala.	55 59									
271	A	Ga. Southern	53 41	184	A	Troy	71 88									
132	A	La.-Lafayette	52 63	243	A	Appalachian St.	76 45									
289	A	La.-Monroe	60 50	271	H	Ga. Southern	70 31									
162	H	Little Rock	55 59	269	H	Georgia St.	63 68									

Non-Div I Games: Missouri Valley 96 30

UT Arlington

Average RPI Win:	228	WON-LOST	WINNING	LAST 10	STRENGTH OF	OPP. STRENGTH	TEAM	ADJ.	CONF.	ADJ CONF.
Average RPI Loss:	87	RECORD	PCT. RANK	GAMES	SCHEDULE	OF SCHEDULE	RPI	RPI	RPI	RPI
DIV. I ONLY	17- 7	62	10- 0	208	157	87	87	24	24	
DIV. I NON-CONF.	7- 6	156	0- 1	105	41	93	93	23	23	
TOTALS	RPI 1-25	RPI 26-50	W-L RECORDS	RPI 51-100	RPI 101-150	RPI 150+				
17- 7	0- 1	0- 1	OVERALL	0- 3	4- 0	13- 2				
8- 1	0- 0	0- 1	HOME	0- 0	2- 0	6- 0				
8- 6	0- 1	0- 0	AWAY	0- 3	1- 0	7- 2				
1- 0	0- 0	0- 0	NEUTRAL	0- 0	1- 0	0- 0				
7- 6	0- 1	0- 1	NON-CONFERENCE	0- 3	4- 0	3- 1				
3- 1	0- 0	0- 1	HOME	0- 0	2- 0	1- 0				
3- 5	0- 1	0- 0	AWAY	0- 3	1- 0	2- 1				
1- 0	0- 0	0- 0	NEUTRAL	0- 0	1- 0	0- 0				
10- 1	0- 0	0- 0	CONFERENCE	0- 0	0- 0	10- 1				
5- 0	0- 0	0- 0	HOME	0- 0	0- 0	5- 0				
5- 1	0- 0	0- 0	AWAY	0- 0	0- 0	5- 1				
0- 0	0- 0	0- 0	NEUTRAL	0- 0	0- 0	0- 0				

RPI 1-25				RPI 26-50				RPI 51-100 Team's RPI: 87				RPI 101+			
RPI	S	Opponent	Score	RPI	S	Opponent	Score	RPI	S	Opponent	Score	RPI	S	Opponent	Score
19	A	Louisville	66 88	44	H	Arkansas St.	74 76	53	A	Iowa	56 62	117	N	North Dakota	84 58
								59	A	Chattanooga	46 61	121	H	Samford	52 50
								66	A	Vanderbilt	61 64	139	A	Southern Ill.	70 63
												150	H	Alabama	83 65
												161	A	Illinois	74 94
												171	A	SIUE	85 79
												196	A	Southeast Mo. St.	84 74
												196	H	Southeast Mo. St.	95 65
												207	A	Eastern Ky.	61 70
												209	A	Cincinnati	63 57
												262	H	Miami (OH)	74 47
												267	H	Tennessee St.	77 50
												274	H	Tennessee Tech	67 53
												275	A	Jacksonville St.	63 53
												276	H	Murray St.	92 62
												281	H	Austin Peay	75 51
												293	A	Morehead St.	85 67
												319	A	Evansville	75 48
												336	A	Eastern Ill.	65 39
LAST 12 Division I GAMES:															
196	H	Southeast Mo. St.	95 65	336	A	Eastern Ill.	65 39								
171	A	SIUE	85 79	275	A	Jacksonville St.	63 53								
281	H	Austin Peay	75 51	274	H	Tennessee Tech	67 53								
276	H	Murray St.	92 62	293	A	Morehead St.	85 67								
267	H	Tennessee St.	77 50	207	A	Eastern Ky.	61 70								
196	A	Southeast Mo. St.	84 74	19	A	Louisville	66 88								

Non-Div I Games:

UT Martin

■ Loss,
 ■ Non-Conf,
 ■ S Site,
 ■ Home
 ■ Away
 N Neutral

Average RPI Win: 182	WON-LOST	WINNING	LAST 10	STRENGTH OF	OPP. STRENGTH	TEAM	ADJ.	CONF.	ADJ CONF.
Average RPI Loss: 146	RECORD	PCT. RANK	GAMES	SCHEDULE	OF SCHEDULE	RPI	RPI	RPI	RPI
DIV. I ONLY	19- 2	8	9- 1	145	171	29	29	12	12
DIV. I NON-CONF.	8- 1	23	0- 0	76	294	19	19	10	10
TOTALS	RPI 1-25	RPI 26-50	W-L RECORDS	RPI 51-100	RPI 101-150	RPI 150+			
19- 2	0- 0	0- 0	OVERALL	4- 0	0- 1	15- 1			
12- 0	0- 0	0- 0	HOME	2- 0	0- 0	10- 0			
6- 2	0- 0	0- 0	AWAY	2- 0	0- 1	4- 1			
1- 0	0- 0	0- 0	NEUTRAL	0- 0	0- 0	1- 0			
8- 1	0- 0	0- 0	NON-CONFERENCE	2- 0	0- 0	6- 1			
6- 0	0- 0	0- 0	HOME	1- 0	0- 0	5- 0			
1- 1	0- 0	0- 0	AWAY	1- 0	0- 0	0- 1			
1- 0	0- 0	0- 0	NEUTRAL	0- 0	0- 0	1- 0			
11- 1	0- 0	0- 0	CONFERENCE	2- 0	0- 1	9- 0			
6- 0	0- 0	0- 0	HOME	1- 0	0- 0	5- 0			
5- 1	0- 0	0- 0	AWAY	1- 0	0- 1	4- 0			
0- 0	0- 0	0- 0	NEUTRAL	0- 0	0- 0	0- 0			

RPI 1-25			RPI 26-50			Team's RPI: 29			RPI 51-100			RPI 101+		
RPI	S	Opponent	Score	RPI	S	Opponent	Score		RPI	S	Opponent	Score		
									60	A	Western Ky.	85	78	
									72	H	UC Riverside	68	57	
									77	H	Middle Tenn.	84	73	
									100	A	New Mexico St.	71	65	
												136	A	Marshall
												151	H	UAB
												152	H	Southern Miss.
												156	A	Long Beach St.
												165	H	Hampton
												167	H	Louisiana Tech
												173	A	Fla. Atlantic
												181	H	New Mexico
												194	N	UNLV
												199	H	Idaho St.
												212	A	North Texas
												224	H	UTSA
												234	H	Houston Baptist
												242	A	Rice
												268	H	Northern Ariz.
												297	A	FIU
												297	H	FIU
LAST 12 Division I GAMES:														

Non-Div I Games: Tex. Permian Basin 86 32

UTEP

Loss, Non-Conf, S Site, H Home A Away N Neutral

Average RPI Win:	265	WON-LOST	WINNING	LAST 10	STRENGTH OF	OPP. STRENGTH	TEAM	ADJ.	CONF.	ADJ CONF.
Average RPI Loss:	135	RECORD	PCT. RANK	GAMES	SCHEDULE	OF SCHEDULE	RPI	RPI	RPI	RPI
DIV. I ONLY	11- 10	153	6- 4	292	186	185	185	25	25	
DIV. I NON-CONF.	5- 7	198	1- 1	266	105	184	184	25	25	
TOTALS	RPI 1-25	RPI 26-50	W-L RECORDS	RPI 51-100	RPI 101-150	RPI 150+				
11- 10	0- 2	0- 1	OVERALL	0- 2	0- 1	11- 4				
4- 2	0- 0	0- 0	HOME	0- 1	0- 0	4- 1				
6- 7	0- 2	0- 1	AWAY	0- 1	0- 1	6- 2				
1- 1	0- 0	0- 0	NEUTRAL	0- 0	0- 0	1- 1				
5- 7	0- 2	0- 1	NON-CONFERENCE	0- 1	0- 1	5- 2				
1- 0	0- 0	0- 0	HOME	0- 0	0- 0	1- 0				
3- 6	0- 2	0- 1	AWAY	0- 1	0- 1	3- 1				
1- 1	0- 0	0- 0	NEUTRAL	0- 0	0- 0	1- 1				
6- 3	0- 0	0- 0	CONFERENCE	0- 1	0- 0	6- 2				
3- 2	0- 0	0- 0	HOME	0- 1	0- 0	3- 1				
3- 1	0- 0	0- 0	AWAY	0- 0	0- 0	3- 1				
0- 0	0- 0	0- 0	NEUTRAL	0- 0	0- 0	0- 0				

RPI 1-25				RPI 26-50				RPI 51-100				RPI 101+ Team's RPI: 185			
RPI	S	Opponent	Score	RPI	S	Opponent	Score	RPI	S	Opponent	Score	RPI	S	Opponent	Score
17	A	Oklahoma St.	54 78	46	A	Kansas St.	43 61	95	A	TCU	67 71	111	A	Eastern Mich.	56 78
23	A	Syracuse	32 91					100	H	New Mexico St.	57 68	170	N	East Carolina	59 70
												195	N	Cal Poly	66 58
												219	A	Utah Valley	57 71
												219	H	Utah Valley	61 48
												229	A	Grand Canyon	68 66
												229	H	Grand Canyon	52 28
												241	H	CSU Bakersfield	60 46
												245	H	Seattle	71 74
												255	A	Houston	55 45
												259	A	UC Santa Barbara	62 60
												310	A	UMKC	62 53
												321	A	A&M-Corpus Christi	46 49
												322	A	Incarnate Word	68 50
												322	H	Incarnate Word	60 47
												338	A	Chicago St.	64 56
LAST 12 Division I GAMES:															
229	A	Grand Canyon	68 66	338	A	Chicago St.	64 56								
219	A	Utah Valley	57 71	219	H	Utah Valley	61 48								
100	H	New Mexico St.	57 68	229	H	Grand Canyon	52 28								
245	H	Seattle	71 74	23	A	Syracuse	32 91								
241	H	CSU Bakersfield	60 46	255	A	Houston	55 45								
310	A	UMKC	62 53	322	H	Incarnate Word	60 47								

Non-Div I Games: Concordia (TX) 90 44 Evangel 75 60 Texas Lutheran 90 38

UTRGV

Loss, Non-Conf, S Site, H Home A Away N Neutral

Average RPI Win: 219	WON-LOST	WINNING	LAST 10	STRENGTH OF	OPP. STRENGTH	TEAM	ADJ.	CONF.	ADJ CONF.
Average RPI Loss: 127	RECORD	PCT. RANK	GAMES	SCHEDULE	OF SCHEDULE	RPI	RPI	RPI	RPI
DIV. I ONLY	6- 14	276	4- 6	86	152	224	224	12	12
DIV. I NON-CONF.	2- 6	272	0- 0	43	259	224	224	10	10

TOTALS	RPI 1-25	RPI 26-50	W-L RECORDS	RPI 51-100	RPI 101-150	RPI 150+			
6- 14	0- 1	0- 2	OVERALL	0- 3	0- 2	6- 6			
5- 4	0- 0	0- 0	HOME	0- 1	0- 1	5- 2			
1- 10	0- 1	0- 2	AWAY	0- 2	0- 1	1- 4			
0- 0	0- 0	0- 0	NEUTRAL	0- 0	0- 0	0- 0			
2- 6	0- 1	0- 1	NON-CONFERENCE	0- 1	0- 1	2- 2			
2- 2	0- 0	0- 0	HOME	0- 0	0- 1	2- 1			
0- 4	0- 1	0- 1	AWAY	0- 1	0- 0	0- 1			
0- 0	0- 0	0- 0	NEUTRAL	0- 0	0- 0	0- 0			
4- 8	0- 0	0- 1	CONFERENCE	0- 2	0- 1	4- 4			
3- 2	0- 0	0- 0	HOME	0- 1	0- 0	3- 1			
1- 6	0- 0	0- 1	AWAY	0- 1	0- 1	1- 3			
0- 0	0- 0	0- 0	NEUTRAL	0- 0	0- 0	0- 0			

RPI 1-25				RPI 26-50				RPI 51-100				RPI 101+ Team's RPI: 224			
RPI	S	Opponent	Score	RPI	S	Opponent	Score	RPI	S	Opponent	Score	RPI	S	Opponent	Score
7	A	Texas	53 90	29	A	UTEP	55 62	60	A	Western Ky.	65 72	136	A	Marshall	76 80
				31	A	Oklahoma	41 80	64	A	Abilene Christian	60 79	142	H	UT Arlington	47 51
								77	H	Middle Tenn.	63 74	151	H	UAB	54 52
												152	H	Southern Miss.	47 41
												167	H	Louisiana Tech	72 82
												173	A	Fla. Atlantic	51 64
												173	H	Fla. Atlantic	57 54
												202	A	Texas St.	64 72
												212	A	North Texas	58 68
												233	H	Texas Southern	44 59
												234	H	Houston Baptist	79 50
												242	A	Rice	48 49
												297	A	FIU	63 52
												309	H	Illinois St.	77 51
LAST 12 Division I GAMES:															
173	H	Fla. Atlantic	57 54	297	A	FIU	63 52								
136	A	Marshall	76 80	29	A	UTEP	55 62								
60	A	Western Ky.	65 72	77	H	Middle Tenn.	63 74								
152	H	Southern Miss.	47 41	151	H	UAB	54 52								
167	H	Louisiana Tech	72 82	242	A	Rice	48 49								
173	A	Fla. Atlantic	51 64	212	A	North Texas	58 68								

Non-Div I Games: Howard Payne 106 65 Tex. A&M-Kingsville 88 51

UTSA

Loss, Non-Conf, S Site, H Home A Away N Neutral

Average RPI Win:	151	WON-LOST	WINNING	LAST 10	STRENGTH OF	OPP. STRENGTH	TEAM	ADJ.	CONF.	ADJ CONF.
Average RPI Loss:	33	RECORD	PCT. RANK	GAMES	SCHEDULE	OF SCHEDULE	RPI	RPI	RPI	RPI
DIV. I ONLY	14- 10	127	4- 6	45	20	74	74	1	1	
DIV. I NON-CONF.	8- 3	77	0- 0	109	134	85	85	1	1	
TOTALS	RPI 1-25	RPI 26-50	W-L RECORDS	RPI 51-100	RPI 101-150	RPI 150+				
14- 10	0- 5	1- 2	OVERALL	3- 2	3- 1	7- 0				
10- 4	0- 2	1- 1	HOME	2- 1	2- 0	5- 0				
4- 4	0- 3	0- 0	AWAY	1- 1	1- 0	2- 0				
0- 2	0- 0	0- 1	NEUTRAL	0- 0	0- 1	0- 0				
8- 3	0- 1	0- 1	NON-CONFERENCE	1- 0	2- 1	5- 0				
7- 0	0- 0	0- 0	HOME	1- 0	2- 0	4- 0				
1- 1	0- 1	0- 0	AWAY	0- 0	0- 0	1- 0				
0- 2	0- 0	0- 1	NEUTRAL	0- 0	0- 1	0- 0				
6- 7	0- 4	1- 1	CONFERENCE	2- 2	1- 0	2- 0				
3- 4	0- 2	1- 1	HOME	1- 1	0- 0	1- 0				
3- 3	0- 2	0- 0	AWAY	1- 1	1- 0	1- 0				
0- 0	0- 0	0- 0	NEUTRAL	0- 0	0- 0	0- 0				

RPI S	Opponent	Score	RPI S	Opponent	Score	RPI S	Opponent	Score	RPI S	Opponent	Score
6	A Stanford	52 72	28	H Washington	88 83	56	A Oregon	58 69	105	N Boston College	51 76
8	H Oregon St.	53 62	31	N Oklahoma	55 70	56	H Oregon	65 77	106	A Arizona	60 55
9	A Arizona St.	60 80	36	H Southern California	59 70	68	H Washington St.	73 71	120	H Creighton	74 58
10	H UCLA	63 69				79	A California	84 79	140	H Fresno St.	78 63
14	A BYU	59 73				81	H South Dakota	66 59	175	H George Mason	74 62
									177	A Colorado	76 68
									177	H Colorado	71 55
									187	H UC Davis	88 58
									211	A Utah St.	64 61
									280	H Lamar	71 67
									285	H CSUN	97 56
LAST 12 Division I GAMES:											
56	A Oregon	58 69	8	H Oregon St.	53 62						
177	A Colorado	76 68	9	A Arizona St.	60 80						
177	H Colorado	71 55	106	A Arizona	60 55						
10	H UCLA	63 69	79	A California	84 79						
36	H Southern California	59 70	6	A Stanford	52 72						
56	H Oregon	65 77	28	H Washington	88 83						

Non-Div I Games:

Utah

Average RPI Win:	249	WON-LOST	WINNING	LAST 10	STRENGTH OF	OPP. STRENGTH	TEAM	ADJ.	CONF.	ADJ CONF.
Average RPI Loss:	145	RECORD	PCT. RANK	GAMES	SCHEDULE	OF SCHEDULE	RPI	RPI	RPI	RPI
DIV. I ONLY	9- 12	211	5- 5	213	187	211	211	20	20	
DIV. I NON-CONF.	3- 6	234	0- 0	210	126	221	221	20	20	
TOTALS	RPI 1-25	RPI 26-50	W-L RECORDS	RPI 51-100	RPI 101-150	RPI 150+				
9- 12	0- 1	0- 0	OVERALL	0- 2	0- 2	9- 7				
4- 5	0- 0	0- 0	HOME	0- 2	0- 1	4- 2				
4- 7	0- 1	0- 0	AWAY	0- 0	0- 1	4- 5				
1- 0	0- 0	0- 0	NEUTRAL	0- 0	0- 0	1- 0				
3- 6	0- 1	0- 0	NON-CONFERENCE	0- 1	0- 0	3- 4				
1- 2	0- 0	0- 0	HOME	0- 1	0- 0	1- 1				
1- 4	0- 1	0- 0	AWAY	0- 0	0- 0	1- 3				
1- 0	0- 0	0- 0	NEUTRAL	0- 0	0- 0	1- 0				
6- 6	0- 0	0- 0	CONFERENCE	0- 1	0- 2	6- 3				
3- 3	0- 0	0- 0	HOME	0- 1	0- 1	3- 1				
3- 3	0- 0	0- 0	AWAY	0- 0	0- 1	3- 2				
0- 0	0- 0	0- 0	NEUTRAL	0- 0	0- 0	0- 0				

RPI 1-25				RPI 26-50				RPI 51-100				RPI 101+				Team's RPI: 211	
RPI	S	Opponent	Score	RPI	S	Opponent	Score	RPI	S	Opponent	Score	RPI	S	Opponent	Score		
14	A	BYU	69 81					51	H	Colorado St.	49 69	127	A	Boise St.	78 84		
								74	H	Utah	61 64	127	H	Boise St.	58 63		
												154	A	Northern Colo.	60 74		
												164	H	Pacific	78 70		
												181	A	New Mexico	70 73		
												181	H	New Mexico	72 56		
												194	A	UNLV	38 46		
												197	H	Sacramento St.	86 95		
												199	A	Idaho St.	67 81		
												203	H	San Jose St.	74 86		
												219	A	Utah Valley	76 72		
												221	A	Montana	70 86		
												246	A	San Diego St.	55 36		
												246	H	San Diego St.	72 59		
												248	H	Wyoming	84 75		
												267	N	Tennessee St.	63 46		
												326	A	Nevada	79 66		
												341	A	Air Force	66 53		
LAST 12 Division I GAMES:																	
181	A	New Mexico	70 73	51	H	Colorado St.	49 69										
248	H	Wyoming	84 75	341	A	Air Force	66 53										
127	H	Boise St.	58 63	181	H	New Mexico	72 56										
326	A	Nevada	79 66	127	A	Boise St.	78 84										
246	H	San Diego St.	72 59	246	A	San Diego St.	55 36										
194	A	UNLV	38 46	203	H	San Jose St.	74 86										

Non-Div I Games: Westminster (UT) 74 67 Haskell 90 63

Utah St.

Loss, Non-Conf, S Site, H Home A Away N Neutral

Utah Valley

Through Games Of Feb. 12, 2016

Average RPI Win:	249	WON-LOST	WINNING	LAST 10	STRENGTH OF	OPP. STRENGTH	TEAM	ADJ.	CONF.	ADJ CONF.
Average RPI Loss:	158	RECORD	PCT. RANK	GAMES	SCHEDULE	OF SCHEDULE	RPI	RPI	RPI	RPI
DIV. I ONLY	9- 13	222	4- 6	157	305	219	219	25	25	
DIV. I NON-CONF.	5- 8	209	1- 2	143	301	195	195	25	25	
TOTALS	RPI 1-25	RPI 26-50	W-L RECORDS	RPI 51-100	RPI 101-150	RPI 150+				
9- 13	0- 1	0- 0	OVERALL	0- 3	2- 1	7- 8				
5- 5	0- 0	0- 0	HOME	0- 1	1- 0	4- 4				
4- 7	0- 1	0- 0	AWAY	0- 2	1- 0	3- 4				
0- 1	0- 0	0- 0	NEUTRAL	0- 0	0- 1	0- 0				
5- 8	0- 1	0- 0	NON-CONFERENCE	0- 1	2- 1	3- 5				
2- 3	0- 0	0- 0	HOME	0- 0	1- 0	1- 3				
3- 4	0- 1	0- 0	AWAY	0- 1	1- 0	2- 2				
0- 1	0- 0	0- 0	NEUTRAL	0- 0	0- 1	0- 0				
4- 5	0- 0	0- 0	CONFERENCE	0- 2	0- 0	4- 3				
3- 2	0- 0	0- 0	HOME	0- 1	0- 0	3- 1				
1- 3	0- 0	0- 0	AWAY	0- 1	0- 0	1- 2				
0- 0	0- 0	0- 0	NEUTRAL	0- 0	0- 0	0- 0				

RPI 1-25				RPI 26-50				RPI 51-100				RPI 101+ Team's RPI: 219			
RPI	S	Opponent	Score	RPI	S	Opponent	Score	RPI	S	Opponent	Score	RPI	S	Opponent	Score
14	A	BYU	62 78					56	A	Oregon	68 79	113	H	San Francisco	94 88
								100	A	New Mexico St.	68 73	127	A	Boise St.	72 70
								100	H	New Mexico St.	53 59	150	N	Alabama	60 67
												185	A	UTRGV	48 61
												185	H	UTRGV	71 57
												187	H	UC Davis	55 59
												188	A	Eastern Wash.	64 68
												191	A	Weber St.	56 61
												199	H	Idaho St.	47 56
												211	H	Utah St.	72 76
												229	H	Grand Canyon	53 61
												241	A	CSU Bakersfield	54 61
												245	A	Seattle	61 44
												265	A	Omaha	74 59
												310	H	UMKC	79 71
												326	A	Nevada	73 65
												331	H	Southern Utah	70 58
												338	H	Chicago St.	74 46
LAST 12 Division I GAMES:															
100	H	New Mexico St.	53 59	229	H	Grand Canyon	53 61								
185	H	UTRGV	71 57	185	A	UTRGV	48 61								
241	A	CSU Bakersfield	54 61	100	A	New Mexico St.	68 73								
245	A	Seattle	61 44	187	H	UC Davis	55 59								
338	H	Chicago St.	74 46	199	H	Idaho St.	47 56								
310	H	UMKC	79 71	265	A	Omaha	74 59								

Non-Div I Games: Bethesda (CA) 91 64 Dixie St. 77 63

Utah Valley

Loss, Non-Conf, S Site, H Home A Away N Neutral

Average RPI Win:	193	WON-LOST	WINNING	LAST 10	STRENGTH OF	OPP. STRENGTH	TEAM	ADJ.	CONF.	ADJ CONF.
Average RPI Loss:	107	RECORD	PCT. RANK	GAMES	SCHEDULE	OF SCHEDULE	RPI	RPI	RPI	RPI
DIV. I ONLY	17- 7	62	5- 5	150	140	98	98	7	7	
DIV. I NON-CONF.	11- 2	28	1- 0	193	276	61	61	8	8	
TOTALS	RPI 1-25	RPI 26-50	W-L RECORDS	RPI 51-100	RPI 101-150	RPI 150+				
17- 7	2- 1	1- 0	OVERALL	0- 2	2- 2	12- 2				
10- 4	1- 1	0- 0	HOME	0- 2	1- 0	8- 1				
7- 2	1- 0	1- 0	AWAY	0- 0	1- 0	4- 0				
0- 1	0- 0	0- 0	NEUTRAL	0- 0	0- 1	0- 0				
11- 2	1- 0	0- 0	NON-CONFERENCE	0- 0	2- 2	8- 0				
7- 0	0- 0	0- 0	HOME	0- 0	1- 0	6- 0				
4- 1	1- 0	0- 0	AWAY	0- 0	1- 1	2- 0				
0- 1	0- 0	0- 0	NEUTRAL	0- 0	0- 1	0- 0				
6- 5	1- 1	1- 0	CONFERENCE	0- 2	0- 0	4- 2				
3- 4	1- 1	0- 0	HOME	0- 2	0- 0	2- 1				
3- 1	0- 0	1- 0	AWAY	0- 0	0- 0	2- 1				
0- 0	0- 0	0- 0	NEUTRAL	0- 0	0- 0	0- 0				

RPI 1-25				RPI 26-50				RPI 51-100				Team's RPI: 98	RPI 101+			
RPI	S	Opponent	Score	RPI	S	Opponent	Score	RPI	S	Opponent	Score		RPI	S	Opponent	Score
9	A	Arizona St.	57 48	49	A	Dayton	74 72	76	H	Saint Louis	72 77		108	N	Toledo	61 80
24	H	Duquesne	67 71					94	H	Saint Joseph's	63 66		112	A	Iona	74 58
25	H	St. Bonaventure	52 47										114	A	IUPUI	69 70
													146	H	Old Dominion	74 54
													158	H	Davidson	50 56
													159	H	Fordham	61 51
													175	A	George Mason	54 70
													200	H	William & Mary	73 47
													210	H	Furman	67 45
													222	H	Richmond	53 42
													240	A	High Point	69 39
													250	H	Coppin St.	73 42
													257	H	UNCW	58 45
													261	A	Massachusetts	74 66
													273	A	N.C. A&T	64 49
													277	A	La Salle	84 76
													282	H	Campbell	57 34
													317	H	UMES	63 39
LAST 12 Division I GAMES:																
277	A	La Salle	84 76	158	H	Davidson	50 56									
25	H	St. Bonaventure	52 47	49	A	Dayton	74 72									
24	H	Duquesne	67 71	94	H	Saint Joseph's	63 66									
159	H	Fordham	61 51	76	H	Saint Louis	72 77									
222	H	Richmond	53 42	261	A	Massachusetts	74 66									
175	A	George Mason	54 70	273	A	N.C. A&T	64 49									

Non-Div I Games:

VCU

■ Loss,
 ■ Non-Conf,
 S Site,
 ■ Home
 ■ Away
 N Neutral

Valparaiso

Through Games Of Feb. 12, 2016

Average RPI Win: 188	WON-LOST	WINNING	LAST 10	STRENGTH OF	OPP. STRENGTH	TEAM	ADJ.	CONF.	ADJ CONF.
Average RPI Loss: 129	RECORD	PCT. RANK	GAMES	SCHEDULE	OF SCHEDULE	RPI	RPI	RPI	RPI
DIV. I ONLY	5- 15	291	3- 7	49	160	223	223	14	14
DIV. I NON-CONF.	1- 7	318	0- 0	34	47	245	245	15	15
TOTALS	RPI 1-25	RPI 26-50	W-L RECORDS	RPI 51-100	RPI 101-150	RPI 150+			
5- 15	0- 3	0- 0	OVERALL	0- 1	2- 4	3- 7			
4- 7	0- 1	0- 0	HOME	0- 0	1- 3	3- 3			
1- 7	0- 2	0- 0	AWAY	0- 1	1- 1	0- 3			
0- 1	0- 0	0- 0	NEUTRAL	0- 0	0- 0	0- 1			
1- 7	0- 2	0- 0	NON-CONFERENCE	0- 1	0- 1	1- 3			
1- 3	0- 1	0- 0	HOME	0- 0	0- 1	1- 1			
0- 3	0- 1	0- 0	AWAY	0- 1	0- 0	0- 1			
0- 1	0- 0	0- 0	NEUTRAL	0- 0	0- 0	0- 1			
4- 8	0- 1	0- 0	CONFERENCE	0- 0	2- 3	2- 4			
3- 4	0- 0	0- 0	HOME	0- 0	1- 2	2- 2			
1- 4	0- 1	0- 0	AWAY	0- 0	1- 1	0- 2			
0- 0	0- 0	0- 0	NEUTRAL	0- 0	0- 0	0- 0			

RPI 1-25				RPI 26-50				RPI 51-100				RPI 101+ Team's RPI: 223			
RPI	S	Opponent	Score	RPI	S	Opponent	Score	RPI	S	Opponent	Score	RPI	S	Opponent	Score
1	H	Notre Dame	54 110					71	A	San Diego	60 76	102	A	Wright St.	63 80
18	A	Green Bay	42 81									102	H	Wright St.	54 65
19	A	Louisville	42 75									110	H	Akron	74 85
												115	H	Youngstown St.	65 60
												145	A	Northern Ky.	61 60
												145	H	Northern Ky.	50 68
												154	N	Northern Colo.	63 77
												171	H	SIUE	69 56
												172	H	Detroit	66 72
												176	A	Milwaukee	60 82
												198	A	Butler	53 72
												201	H	Ill.-Chicago	50 54
												208	A	Oakland	77 87
												208	H	Oakland	81 66
												262	H	Miami (OH)	72 75
												303	H	Cleveland St.	66 59
LAST 12 Division I GAMES:															
208	A	Oakland	77 87	176	A	Milwaukee	60 82								
145	H	Northern Ky.	50 68	18	A	Green Bay	42 81								
102	H	Wright St.	54 65	208	H	Oakland	81 66								
201	H	Ill.-Chicago	50 54	172	H	Detroit	66 72								
115	H	Youngstown St.	65 60	102	A	Wright St.	63 80								
303	H	Cleveland St.	66 59	145	A	Northern Ky.	61 60								

Non-Div I Games: Ind.-Northwest 79 57 Cardinal Stritch 63 62 Ind.-Kokomo 88 22

Valparaiso

Loss, Non-Conf, S Site, H Home A Away N Neutral

Vanderbilt

Through Games Of Feb. 12, 2016

Average RPI Win:	161	WON-LOST	WINNING	LAST 10	STRENGTH OF	OPP. STRENGTH	TEAM	ADJ.	CONF.	ADJ CONF.
Average RPI Loss:	51	RECORD	PCT. RANK	GAMES	SCHEDULE	OF SCHEDULE	RPI	RPI	RPI	RPI
DIV. I ONLY	15- 9	104	4- 6	67	53	66	66	2	2	
DIV. I NON-CONF.	11- 2	28	1- 0	122	177	32	32	2	2	
TOTALS	RPI 1-25	RPI 26-50	W-L RECORDS	RPI 51-100	RPI 101-150	RPI 150+				
15- 9	1- 4	1- 2	OVERALL	3- 1	4- 1	6- 1				
10- 3	0- 2	1- 1	HOME	1- 0	3- 0	5- 0				
4- 6	1- 2	0- 1	AWAY	1- 1	1- 1	1- 1				
1- 0	0- 0	0- 0	NEUTRAL	1- 0	0- 0	0- 0				
11- 2	0- 1	1- 1	NON-CONFERENCE	3- 0	1- 0	6- 0				
8- 0	0- 0	1- 0	HOME	1- 0	1- 0	5- 0				
2- 2	0- 1	0- 1	AWAY	1- 0	0- 0	1- 0				
1- 0	0- 0	0- 0	NEUTRAL	1- 0	0- 0	0- 0				
4- 7	1- 3	0- 1	CONFERENCE	0- 1	3- 1	0- 1				
2- 3	0- 2	0- 1	HOME	0- 0	2- 0	0- 0				
2- 4	1- 1	0- 0	AWAY	0- 1	1- 1	0- 1				
0- 0	0- 0	0- 0	NEUTRAL	0- 0	0- 0	0- 0				

RPI S Opponent Score	RPI S Opponent Score	RPI S Opponent Score	RPI S Opponent Score
3 H South Carolina 61 71	27 H Georgia 58 64	57 A Auburn 45 53	119 H LSU 58 42
12 A Tennessee 49 58	32 H Ohio 62 59	85 A Drexel 74 64	130 A Arkansas 56 57
12 H Tennessee 51 69	49 A Dayton 56 81	87 H UT Martin 64 61	143 H ETSU 65 39
18 A Green Bay 56 58		100 N New Mexico St. 71 45	150 A Alabama 54 48
22 A Kentucky 71 69			150 H Alabama 67 52
			155 A Ole Miss 52 55
			159 A Fordham 53 40
			184 H Troy 97 43
			216 H Presbyterian 56 38
			281 H Austin Peay 73 56
			341 H Air Force 86 29
			348 H Mississippi Val. 89 39
LAST 12 Division I GAMES:			
12 H Tennessee 51 69	12 A Tennessee 49 58		
130 A Arkansas 56 57	119 H LSU 58 42		
57 A Auburn 45 53	150 A Alabama 54 48		
27 H Georgia 58 64	3 H South Carolina 61 71		
22 A Kentucky 71 69	155 A Ole Miss 52 55		
150 H Alabama 67 52	159 A Fordham 53 40		

Non-Div I Games:

Vanderbilt

Loss, Non-Conf, S Site, H Home A Away N Neutral

Average RPI Win: 294	WON-LOST	WINNING	LAST 10	STRENGTH OF	OPP. STRENGTH	TEAM	ADJ.	CONF.	ADJ CONF.
Average RPI Loss: 180	RECORD	PCT. RANK	GAMES	SCHEDULE	OF SCHEDULE	RPI	RPI	RPI	RPI
DIV. I ONLY	7- 17	280	2- 8	249	333	287	287	15	15
DIV. I NON-CONF.	5- 8	209	0- 1	297	348	278	278	18	18
TOTALS	RPI 1-25	RPI 26-50	W-L RECORDS	RPI 51-100	RPI 101-150	RPI 150+			
7- 17	0- 0	0- 0	OVERALL	0- 4	0- 2	7- 11			
3- 8	0- 0	0- 0	HOME	0- 2	0- 1	3- 5			
4- 9	0- 0	0- 0	AWAY	0- 2	0- 1	4- 6			
0- 0	0- 0	0- 0	NEUTRAL	0- 0	0- 0	0- 0			
5- 8	0- 0	0- 0	NON-CONFERENCE	0- 0	0- 1	5- 7			
2- 3	0- 0	0- 0	HOME	0- 0	0- 1	2- 2			
3- 5	0- 0	0- 0	AWAY	0- 0	0- 0	3- 5			
0- 0	0- 0	0- 0	NEUTRAL	0- 0	0- 0	0- 0			
2- 9	0- 0	0- 0	CONFERENCE	0- 4	0- 1	2- 4			
1- 5	0- 0	0- 0	HOME	0- 2	0- 0	1- 3			
1- 4	0- 0	0- 0	AWAY	0- 2	0- 1	1- 1			
0- 0	0- 0	0- 0	NEUTRAL	0- 0	0- 0	0- 0			

RPI 1-25			RPI 26-50			RPI 51-100			RPI 101+ Team's RPI: 287		
RPI	S	Opponent	Score	RPI	S	Opponent	Score	RPI	S	Opponent	Score
								52	A	Albany (NY)	43 72
								52	H	Albany (NY)	40 75
								89	A	Maine	51 63
								89	H	Maine	41 62
										109	H Quinnipiac 65 77
										125	A Stony Brook 59 73
										168	A UMBC 48 85
										174	A Brown 54 71
										189	A Delaware 60 71
										206	H Hartford 47 51
										208	H Oakland 68 74
										220	A Bryant 52 68
										228	A Columbia 56 73
										230	H Binghamton 53 57
										254	A Dartmouth 56 54
										258	H New Hampshire 83 63
										260	H Sacred Heart 53 51
										264	A Holy Cross 63 77
										277	H Central Conn. St. 79 63
										316	A UMass Lowell 59 51
										316	H UMass Lowell 66 68
										343	A NJIT 54 46
										344	H St. Francis Brooklyn 55 59
										347	A Boston U. 60 45
LAST 12 Division I GAMES:											
				316	H	UMass Lowell	66 68			316	A UMass Lowell 59 51
				52	H	Albany (NY)	40 75			206	H Hartford 47 51
				89	A	Maine	51 63			52	A Albany (NY) 43 72
				125	A	Stony Brook	59 73			89	H Maine 41 62
				258	H	New Hampshire	83 63			168	A UMBC 48 85
				230	H	Binghamton	53 57			208	H Oakland 68 74

Non-Div I Games:

Vermont

Villanova

Through Games Of Feb. 12, 2016

Average RPI Win:	135	WON-LOST	WINNING	LAST 10	STRENGTH OF	OPP. STRENGTH	TEAM	ADJ.	CONF.	ADJ CONF.
Average RPI Loss:	76	RECORD	PCT. RANK	GAMES	SCHEDULE	OF SCHEDULE	RPI	RPI	RPI	RPI
DIV. I ONLY	16- 9	95	7- 3	64	42	54	54	6	6	
DIV. I NON-CONF.	7- 4	110	1- 0	38	51	42	42	6	6	
TOTALS	RPI 1-25	RPI 26-50	W-L RECORDS	RPI 51-100	RPI 101-150	RPI 150+				
16- 9	1- 1	4- 2	OVERALL	4- 3	0- 3	7- 0				
7- 3	0- 1	3- 0	HOME	2- 1	0- 1	2- 0				
7- 5	1- 0	1- 2	AWAY	1- 1	0- 2	4- 0				
2- 1	0- 0	0- 0	NEUTRAL	1- 1	0- 0	1- 0				
7- 4	0- 0	1- 2	NON-CONFERENCE	2- 2	0- 0	4- 0				
3- 0	0- 0	1- 0	HOME	1- 0	0- 0	1- 0				
2- 3	0- 0	0- 2	AWAY	0- 1	0- 0	2- 0				
2- 1	0- 0	0- 0	NEUTRAL	1- 1	0- 0	1- 0				
9- 5	1- 1	3- 0	CONFERENCE	2- 1	0- 3	3- 0				
4- 3	0- 1	2- 0	HOME	1- 1	0- 1	1- 0				
5- 2	1- 0	1- 0	AWAY	1- 0	0- 2	2- 0				
0- 0	0- 0	0- 0	NEUTRAL	0- 0	0- 0	0- 0				

RPI 1-25				RPI 26-50				RPI 51-100 Team's RPI: 54				RPI 101+			
RPI	S	Opponent	Score	RPI	S	Opponent	Score	RPI	S	Opponent	Score	RPI	S	Opponent	Score
16	A	DePaul	64 60	35	A	George Washington	70 78	61	N	St. Mary's (CA)	60 67	120	A	Creighton	48 53
16	H	DePaul	47 75	37	H	Seton Hall	55 45	62	A	Temple	55 61	120	H	Creighton	62 65
				38	A	North Carolina St.	64 70	85	N	Drexel	67 55	137	A	Xavier	67 74
				39	H	Penn	66 46	86	A	Marquette	82 75	197	N	Sacramento St.	78 54
				45	A	St. John's (NY)	71 59	86	H	Marquette	81 60	198	A	Butler	57 45
				45	H	St. John's (NY)	58 54	93	H	Georgetown	51 57	204	A	Lehigh	65 44
								94	H	Saint Joseph's	55 49	251	A	Providence	76 47
LAST 12 Division I GAMES:															
				45	A	St. John's (NY)	71 59	93	H	Georgetown	51 57				
				86	H	Marquette	81 60	45	H	St. John's (NY)	58 54				
				16	H	DePaul	47 75	37	H	Seton Hall	55 45				
				251	A	Providence	76 47	16	A	DePaul	64 60				
				120	A	Creighton	48 53	86	A	Marquette	82 75				
				39	H	Penn	66 46	120	H	Creighton	62 65				

Non-Div I Games:

Villanova

 Loss,
 Non-Conf,
 S Site,
 H Home
 A Away
N Neutral

Average RPI Win:	196	WON-LOST	WINNING	LAST 10	STRENGTH OF	OPP. STRENGTH	TEAM	ADJ.	CONF.	ADJ CONF.
Average RPI Loss:	45	RECORD	PCT. RANK	GAMES	SCHEDULE	OF SCHEDULE	RPI	RPI	RPI	RPI
DIV. I ONLY	15- 9	104	2- 8	116	52	97	97	5	5	
DIV. I NON-CONF.	12- 1	9	1- 0	291	137	81	81	5	5	
TOTALS	RPI 1-25	RPI 26-50	W-L RECORDS	RPI 51-100	RPI 101-150	RPI 150+				
15- 9	1- 4	0- 2	OVERALL	0- 2	3- 1	11- 0				
12- 3	0- 0	0- 2	HOME	0- 1	1- 0	11- 0				
3- 6	1- 4	0- 0	AWAY	0- 1	2- 1	0- 0				
0- 0	0- 0	0- 0	NEUTRAL	0- 0	0- 0	0- 0				
12- 1	1- 0	0- 0	NON-CONFERENCE	0- 1	1- 0	10- 0				
10- 0	0- 0	0- 0	HOME	0- 0	0- 0	10- 0				
2- 1	1- 0	0- 0	AWAY	0- 1	1- 0	0- 0				
0- 0	0- 0	0- 0	NEUTRAL	0- 0	0- 0	0- 0				
3- 8	0- 4	0- 2	CONFERENCE	0- 1	2- 1	1- 0				
2- 3	0- 0	0- 2	HOME	0- 1	1- 0	1- 0				
1- 5	0- 4	0- 0	AWAY	0- 0	1- 1	0- 0				
0- 0	0- 0	0- 0	NEUTRAL	0- 0	0- 0	0- 0				

RPI 1-25				RPI 26-50				RPI 51-100 Team's RPI: 97				RPI 101+			
RPI	S	Opponent	Score	RPI	S	Opponent	Score	RPI	S	Opponent	Score	RPI	S	Opponent	Score
1	A	Notre Dame	41 80	33	H	Miami (FL)	45 57	80	H	Georgia Tech	34 51	101	A	Virginia	66 46
12	A	Tennessee	57 43	38	H	North Carolina St.	61 72	93	A	Georgetown	56 73	104	A	North Carolina	67 71
13	A	Florida St.	50 68									105	H	Boston College	58 33
19	A	Louisville	45 56									131	A	Penn St.	64 59
23	A	Syracuse	39 60									175	H	George Mason	80 63
												190	H	Col. of Charleston	81 47
												210	H	Furman	59 30
												213	H	Morgan St.	73 33
												215	H	Radford	47 40
												216	H	Presbyterian	58 44
												236	H	Clemson	79 49
												250	H	Coppin St.	72 39
												251	H	Providence	62 46
												302	H	Wofford	73 42
												339	H	Mt. St. Mary's	59 42
LAST 12 Division I GAMES:															
104	A	North Carolina	67 71	38	H	North Carolina St.	61 72	236	H	Clemson	79 49				
101	A	Virginia	66 46	80	H	Georgia Tech	34 51	23	A	Syracuse	39 60				
13	A	Florida St.	50 68	19	A	Louisville	45 56	105	H	Boston College	58 33				
33	H	Miami (FL)	45 57	210	H	Furman	59 30								
1	A	Notre Dame	41 80												

Non-Div I Games:

Virginia Tech

■ Loss,
■ Non-Conf,
■ S Site,
■ H Home
■ A Away
N Neutral

Average RPI Win:	340	WON-LOST	WINNING	LAST 10	STRENGTH OF	OPP. STRENGTH	TEAM	ADJ.	CONF.	ADJ CONF.
Average RPI Loss:	215	RECORD	PCT. RANK	GAMES	SCHEDULE	OF SCHEDULE	RPI	RPI	RPI	RPI
DIV. I ONLY	4- 19	317	2- 8	323	316	342	342	31	31	
DIV. I NON-CONF.	2- 9	296	0- 0	251	116	313	313	32	32	
TOTALS	RPI 1-25	RPI 26-50	W-L RECORDS	RPI 51-100	RPI 101-150	RPI 150+				
4- 19	0- 1	0- 1	OVERALL	0- 0	0- 4	4- 13				
3- 8	0- 0	0- 0	HOME	0- 0	0- 1	3- 7				
1- 11	0- 1	0- 1	AWAY	0- 0	0- 3	1- 6				
0- 0	0- 0	0- 0	NEUTRAL	0- 0	0- 0	0- 0				
2- 9	0- 1	0- 1	NON-CONFERENCE	0- 0	0- 4	2- 3				
2- 2	0- 0	0- 0	HOME	0- 0	0- 1	2- 1				
0- 7	0- 1	0- 1	AWAY	0- 0	0- 3	0- 2				
0- 0	0- 0	0- 0	NEUTRAL	0- 0	0- 0	0- 0				
2- 10	0- 0	0- 0	CONFERENCE	0- 0	0- 0	2- 10				
1- 6	0- 0	0- 0	HOME	0- 0	0- 0	1- 6				
1- 4	0- 0	0- 0	AWAY	0- 0	0- 0	1- 4				
0- 0	0- 0	0- 0	NEUTRAL	0- 0	0- 0	0- 0				

RPI 1-25				RPI 26-50				RPI 51-100				RPI 101+ Team's RPI: 342			
RPI	S	Opponent	Score	RPI	S	Opponent	Score	RPI	S	Opponent	Score	RPI	S	Opponent	Score
5	A	Ohio St.	47 106	39	A	Penn	50 78					125	H	Stony Brook	62 73
												135	A	Yale	60 78
												144	A	Pittsburgh	41 67
												146	A	Old Dominion	57 71
												155	H	Ole Miss	49 86
												186	A	Robert Morris	44 64
												220	H	Bryant	71 82
												228	A	Columbia	48 67
												260	A	Sacred Heart	62 73
												260	H	Sacred Heart	73 77
												277	H	Central Conn. St.	52 62
												279	A	Saint Francis (PA)	78 93
												308	A	Delaware St.	44 66
												315	H	Fairleigh Dickinson	57 73
												325	H	LIU Brooklyn	63 73
												330	H	Lafayette	69 48
												339	A	Mt. St. Mary's	55 64
												339	H	Mt. St. Mary's	50 59
												343	H	NJIT	76 53
												344	A	St. Francis Brooklyn	82 78
												344	H	St. Francis Brooklyn	70 53
LAST 12 Division I GAMES:															
339	H	Mt. St. Mary's	50 59	325	H	LIU Brooklyn	63 73								
315	H	Fairleigh Dickinson	57 73	277	H	Central Conn. St.	52 62								
344	A	St. Francis Brooklyn	82 78	260	A	Sacred Heart	62 73								
339	A	Mt. St. Mary's	55 64	220	H	Bryant	71 82								
344	H	St. Francis Brooklyn	70 53	186	A	Robert Morris	44 64								
260	H	Sacred Heart	73 77	279	A	Saint Francis (PA)	78 93								

Non-Div I Games:

Wagner

Wake Forest

Through Games Of Feb. 12, 2016

Average RPI Win:	183	WON-LOST	WINNING	LAST 10	STRENGTH OF	OPP. STRENGTH	TEAM	ADJ.	CONF.	ADJ CONF.
Average RPI Loss:	66	RECORD	PCT. RANK	GAMES	SCHEDULE	OF SCHEDULE	RPI	RPI	RPI	RPI
DIV. I ONLY	14- 11	137	5- 5	142	34	123	123	5	5	
DIV. I NON-CONF.	9- 4	96	0- 0	302	87	185	185	5	5	
TOTALS	RPI 1-25	RPI 26-50	W-L RECORDS	RPI 51-100	RPI 101-150	RPI 150+				
14- 11	0- 3	1- 4	OVERALL	0- 0	5- 3	8- 1				
8- 5	0- 2	1- 0	HOME	0- 0	3- 3	4- 0				
5- 5	0- 1	0- 4	AWAY	0- 0	2- 0	3- 0				
1- 1	0- 0	0- 0	NEUTRAL	0- 0	0- 0	1- 1				
9- 4	0- 0	0- 1	NON-CONFERENCE	0- 0	2- 2	7- 1				
6- 2	0- 0	0- 0	HOME	0- 0	2- 2	4- 0				
2- 1	0- 0	0- 1	AWAY	0- 0	0- 0	2- 0				
1- 1	0- 0	0- 0	NEUTRAL	0- 0	0- 0	1- 1				
5- 7	0- 3	1- 3	CONFERENCE	0- 0	3- 1	1- 0				
2- 3	0- 2	1- 0	HOME	0- 0	1- 1	0- 0				
3- 4	0- 1	0- 3	AWAY	0- 0	2- 0	1- 0				
0- 0	0- 0	0- 0	NEUTRAL	0- 0	0- 0	0- 0				

RPI 1-25				RPI 26-50				RPI 51-100				RPI 101+ Team's RPI: 123			
RPI	S	Opponent	Score	RPI	S	Opponent	Score	RPI	S	Opponent	Score	RPI	S	Opponent	Score
13	H	Florida St.	55 96	30	A	Missouri	81 94					101	H	Virginia	50 52
19	A	Louisville	54 78	33	A	Miami (FL)	60 71					104	H	North Carolina	75 63
23	H	Syracuse	65 91	38	A	North Carolina St.	47 64					105	A	Boston College	65 59
				38	H	North Carolina St.	63 58					107	H	Belmont	64 78
				48	A	Duke	68 95					119	H	LSU	60 57
												143	H	ETSU	69 52
												144	A	Pittsburgh	60 49
												148	H	Wisconsin	51 64
												158	H	Davidson	77 58
												165	N	Hampton	42 47
												166	H	Jacksonville	57 51
												222	H	Richmond	43 33
												236	A	Clemson	55 45
												263	A	American	71 70
												277	H	La Salle	61 53
												294	N	Coastal Caro.	81 52
												297	A	FIU	57 53
LAST 12 Division I GAMES:															
236	A	Clemson	55 45	104	H	North Carolina	75 63								
38	H	North Carolina St.	63 58	23	H	Syracuse	65 91								
144	A	Pittsburgh	60 49	33	A	Miami (FL)	60 71								
19	A	Louisville	54 78	101	H	Virginia	50 52								
13	H	Florida St.	55 96	48	A	Duke	68 95								
105	A	Boston College	65 59	38	A	North Carolina St.	47 64								

Non-Div I Games:

Wake Forest

■ Loss,
■ Non-Conf, S Site,
■ Home
■ Away
N Neutral

Average RPI Win:	119	WON-LOST	WINNING	LAST 10	STRENGTH OF	OPP. STRENGTH	TEAM	ADJ.	CONF.	ADJ CONF.
Average RPI Loss:	30	RECORD	PCT. RANK	GAMES	SCHEDULE	OF SCHEDULE	RPI	RPI	RPI	RPI
DIV. I ONLY	17- 7	62	6- 4	21	16	28	28	1	1	
DIV. I NON-CONF.	9- 2	37	0- 0	55	119	39	39	1	1	
TOTALS	RPI 1-25	RPI 26-50	W-L RECORDS	RPI 51-100	RPI 101-150	RPI 150+				
17- 7	1- 4	2- 1	OVERALL	6- 2	3- 0	5- 0				
10- 4	1- 2	1- 1	HOME	3- 1	1- 0	4- 0				
6- 2	0- 1	1- 0	AWAY	3- 1	1- 0	1- 0				
1- 1	0- 1	0- 0	NEUTRAL	0- 0	1- 0	0- 0				
9- 2	0- 1	0- 1	NON-CONFERENCE	3- 0	2- 0	4- 0				
6- 1	0- 0	0- 1	HOME	2- 0	0- 0	4- 0				
2- 0	0- 0	0- 0	AWAY	1- 0	1- 0	0- 0				
1- 1	0- 1	0- 0	NEUTRAL	0- 0	1- 0	0- 0				
8- 5	1- 3	2- 0	CONFERENCE	3- 2	1- 0	1- 0				
4- 3	1- 2	1- 0	HOME	1- 1	1- 0	0- 0				
4- 2	0- 1	1- 0	AWAY	2- 1	0- 0	1- 0				
0- 0	0- 0	0- 0	NEUTRAL	0- 0	0- 0	0- 0				

RPI	S	Opponent	Score	RPI	S	Opponent	Score	RPI	S	Opponent	Score	RPI	S	Opponent	Score
6	A	Stanford	53 69	31	H	Oklahoma	68 71	56	H	Oregon	63 75	106	H	Arizona	63 47
8	H	Oregon St.	53 61	36	A	Southern California	61 53	58	H	Santa Clara	100 55	133	N	Texas Tech	77 73
9	H	Arizona St.	61 68	36	H	Southern California	69 60	68	A	Washington St.	79 64	140	A	Fresno St.	89 79
10	H	UCLA	64 56					68	H	Washington St.	69 63	177	A	Colorado	76 74
23	N	Syracuse	62 66					72	H	UC Riverside	78 43	191	H	Weber St.	69 56
								74	A	Utah	83 88	245	H	Seattle	96 55
								79	A	California	75 65	246	H	San Diego St.	80 51
								81	A	South Dakota	77 64	283	H	Portland	83 65
LAST 12 Division I GAMES:															
36	A	Southern California	61 53	36	H	Southern California	69 60	10	H	UCLA	64 56				
56	H	Oregon	63 75	8	H	Oregon St.	53 61	106	H	Arizona	63 47				
79	A	California	75 65	9	H	Arizona St.	61 68	9	H	Arizona St.	61 68				
6	A	Stanford	53 69	74	A	Utah	83 88								
68	H	Washington St.	69 63	177	A	Colorado	76 74								

Non-Div I Games:

Washington

■ Loss,
 ■ Non-Conf,
 ■ S Site,
 ■ H Home
 ■ A Away
 N Neutral

Average RPI Win:	157	WON-LOST	WINNING	LAST 10	STRENGTH OF	OPP. STRENGTH	TEAM	ADJ.	CONF.	ADJ CONF.
Average RPI Loss:	32	RECORD	PCT. RANK	GAMES	SCHEDULE	OF SCHEDULE	RPI	RPI	RPI	RPI
DIV. I ONLY	12- 12	172	2- 8	28	15	68	68	1	1	
DIV. I NON-CONF.	9- 2	37	0- 0	104	92	22	22	1	1	
TOTALS	RPI 1-25	RPI 26-50	W-L RECORDS	RPI 51-100	RPI 101-150	RPI 150+				
12- 12	0- 6	1- 2	OVERALL	2- 4	3- 0	6- 0				
6- 5	0- 3	1- 1	HOME	1- 1	1- 0	3- 0				
5- 7	0- 3	0- 1	AWAY	1- 3	2- 0	2- 0				
1- 0	0- 0	0- 0	NEUTRAL	0- 0	0- 0	1- 0				
9- 2	0- 1	0- 0	NON-CONFERENCE	2- 1	2- 0	5- 0				
4- 0	0- 0	0- 0	HOME	1- 0	0- 0	3- 0				
4- 2	0- 1	0- 0	AWAY	1- 1	2- 0	1- 0				
1- 0	0- 0	0- 0	NEUTRAL	0- 0	0- 0	1- 0				
3- 10	0- 5	1- 2	CONFERENCE	0- 3	1- 0	1- 0				
2- 5	0- 3	1- 1	HOME	0- 1	1- 0	0- 0				
1- 5	0- 2	0- 1	AWAY	0- 2	0- 0	1- 0				
0- 0	0- 0	0- 0	NEUTRAL	0- 0	0- 0	0- 0				

RPI 1-25				RPI 26-50				RPI 51-100 Team's RPI: 68				RPI 101+			
RPI	S	Opponent	Score	RPI	S	Opponent	Score	RPI	S	Opponent	Score	RPI	S	Opponent	Score
6	A	Stanford	52 69	28	A	Washington	63 69	56	H	Oregon	48 73	106	H	Arizona	67 46
8	H	Oregon St.	45 54	28	H	Washington	64 79	61	A	St. Mary's (CA)	71 75	127	A	Boise St.	57 52
9	H	Arizona St.	45 63	36	H	Southern California	73 61	71	A	San Diego	78 72	129	A	Hawaii	62 52
10	A	UCLA	61 73					74	A	Utah	71 73	165	H	Hampton	68 61
10	H	UCLA	73 75					79	A	California	71 74	177	A	Colorado	74 66
17	A	Oklahoma St.	60 70					88	H	Gonzaga	55 48	192	A	Kansas	66 53
												203	H	San Jose St.	95 80
												259	H	UC Santa Barbara	61 44
												326	N	Nevada	70 57
LAST 12 Division I GAMES:															
10	A	UCLA	61 73	10	H	UCLA	73 75								
8	H	Oregon St.	45 54	36	H	Southern California	73 61								
56	H	Oregon	48 73	9	H	Arizona St.	45 63								
6	A	Stanford	52 69	106	H	Arizona	67 46								
79	A	California	71 74	177	A	Colorado	74 66								
28	A	Washington	63 69	74	A	Utah	71 73								

Non-Div I Games:

Washington St.

■ Loss,
 ■ Non-Conf,
 S Site,
 ■ Home
 ■ Away
 N Neutral

Average RPI Win:	245	WON-LOST	WINNING	LAST 10	STRENGTH OF	OPP. STRENGTH	TEAM	ADJ.	CONF.	ADJ CONF.
Average RPI Loss:	128	RECORD	PCT. RANK	GAMES	SCHEDULE	OF SCHEDULE	RPI	RPI	RPI	RPI
DIV. I ONLY	13- 7	93	6- 4	337	92	191	191	19	19	
DIV. I NON-CONF.	6- 3	100	0- 0	314	96	171	171	21	21	
TOTALS	RPI 1-25	RPI 26-50	W-L RECORDS	RPI 51-100	RPI 101-150	RPI 150+				
13- 7	0- 1	0- 1	OVERALL	0- 0	1- 1	12- 4				
4- 4	0- 1	0- 0	HOME	0- 0	0- 1	4- 2				
8- 3	0- 0	0- 1	AWAY	0- 0	1- 0	7- 2				
1- 0	0- 0	0- 0	NEUTRAL	0- 0	0- 0	1- 0				
6- 3	0- 1	0- 1	NON-CONFERENCE	0- 0	0- 0	6- 1				
1- 2	0- 1	0- 0	HOME	0- 0	0- 0	1- 1				
4- 1	0- 0	0- 1	AWAY	0- 0	0- 0	4- 0				
1- 0	0- 0	0- 0	NEUTRAL	0- 0	0- 0	1- 0				
7- 4	0- 0	0- 0	CONFERENCE	0- 0	1- 1	6- 3				
3- 2	0- 0	0- 0	HOME	0- 0	0- 1	3- 1				
4- 2	0- 0	0- 0	AWAY	0- 0	1- 0	3- 2				
0- 0	0- 0	0- 0	NEUTRAL	0- 0	0- 0	0- 0				

RPI 1-25				RPI 26-50				RPI 51-100				RPI 101+ Team's RPI: 191			
RPI	S	Opponent	Score	RPI	S	Opponent	Score	RPI	S	Opponent	Score	RPI	S	Opponent	Score
14	H	BYU	51 68	28	A	Washington	56 69					117	A	North Dakota	62 56
												117	H	North Dakota	78 85
												154	A	Northern Colo.	63 65
												154	H	Northern Colo.	82 79
												190	H	Col. of Charleston	42 50
												197	A	Sacramento St.	64 87
												197	H	Sacramento St.	77 66
												199	A	Idaho St.	61 46
												199	H	Idaho St.	57 58
												212	A	North Texas	45 38
												219	H	Utah Valley	61 56
												237	N	Stephen F. Austin	56 46
												268	A	Northern Ariz.	76 56
												283	A	Portland	57 55
												307	A	Denver	61 49
												323	H	Portland St.	102 73
												331	A	Southern Utah	69 51
												337	A	Cal St. Fullerton	60 40
LAST 12 Division I GAMES:															
197	A	Sacramento St.	64 87	197	H	Sacramento St.	77 66								
117	H	North Dakota	78 85	323	H	Portland St.	102 73								
154	H	Northern Colo.	82 79	154	A	Northern Colo.	63 65								
331	A	Southern Utah	69 51	117	A	North Dakota	62 56								
268	A	Northern Ariz.	76 56	199	A	Idaho St.	61 46								
199	H	Idaho St.	57 58	28	A	Washington	56 69								

Non-Div I Games: Westminster (UT) 79 46 Bethesda (CA) 86 60

Weber St.

Loss, Non-Conf, S Site, H Home A Away N Neutral

West Virginia

Through Games Of Feb. 12, 2016

Average RPI Win:	162	WON-LOST	WINNING	LAST 10	STRENGTH OF	OPP. STRENGTH	TEAM	ADJ.	CONF.	ADJ CONF.
Average RPI Loss:	28	RECORD	PCT. RANK	GAMES	SCHEDULE	OF SCHEDULE	RPI	RPI	RPI	RPI
DIV. I ONLY	19- 6	42	7- 3	63	47	34	34	3	3	
DIV. I NON-CONF.	11- 2	28	0- 0	159	174	52	52	3	3	
TOTALS	RPI 1-25	RPI 26-50	W-L RECORDS	RPI 51-100	RPI 101-150	RPI 150+				
19- 6	0- 3	4- 2	OVERALL	3- 1	4- 0	8- 0				
10- 2	0- 2	1- 0	HOME	2- 0	1- 0	6- 0				
4- 3	0- 1	1- 1	AWAY	1- 1	1- 0	1- 0				
5- 1	0- 0	2- 1	NEUTRAL	0- 0	2- 0	1- 0				
11- 2	0- 0	2- 1	NON-CONFERENCE	1- 1	2- 0	6- 0				
6- 0	0- 0	0- 0	HOME	1- 0	0- 0	5- 0				
0- 1	0- 0	0- 0	AWAY	0- 1	0- 0	0- 0				
5- 1	0- 0	2- 1	NEUTRAL	0- 0	2- 0	1- 0				
8- 4	0- 3	2- 1	CONFERENCE	2- 0	2- 0	2- 0				
4- 2	0- 2	1- 0	HOME	1- 0	1- 0	1- 0				
4- 2	0- 1	1- 1	AWAY	1- 0	1- 0	1- 0				
0- 0	0- 0	0- 0	NEUTRAL	0- 0	0- 0	0- 0				

RPI	S	Opponent	Score	RPI	S	Opponent	Score	Team's RPI: 34	RPI	S	Opponent	Score	RPI	S	Opponent	Score
4	A	Baylor	64 69	31	A	Oklahoma	54 57		73	H	Elon	67 57	133	A	Texas Tech	69 42
4	H	Baylor	61 71	36	N	Southern California	67 78		88	A	Gonzaga	57 62	133	H	Texas Tech	79 57
7	H	Texas	54 65	43	N	Indiana	75 64		95	A	TCU	97 84	135	N	Yale	70 60
				46	A	Kansas St.	72 53		96	H	Iowa St.	57 47	136	N	Marshall	66 60
				46	H	Kansas St.	64 44						192	A	Kansas	65 45
				47	N	James Madison	69 62						192	H	Kansas	72 35
													229	N	Grand Canyon	68 50
													250	H	Coppin St.	96 64
													293	H	Morehead St.	94 56
													308	H	Delaware St.	77 34
													312	H	Longwood	74 43
													315	H	Fairleigh Dickinson	91 42
LAST 12 Division I GAMES:																
				96	H	Iowa St.	57 47		192	H	Kansas	72 35				
				46	H	Kansas St.	64 44		4	A	Baylor	64 69				
				133	A	Texas Tech	69 42		133	H	Texas Tech	79 57				
				4	H	Baylor	61 71		46	A	Kansas St.	72 53				
				31	A	Oklahoma	54 57		192	A	Kansas	65 45				
				95	A	TCU	97 84		7	H	Texas	54 65				

Non-Div I Games:

West Virginia

■ Loss,
 ■ Non-Conf,
 ■ S Site,
 ■ H Home
 ■ A Away
 N Neutral

Average RPI Win:	296	WON-LOST	WINNING	LAST 10	STRENGTH OF	OPP. STRENGTH	TEAM	ADJ.	CONF.	ADJ CONF.
Average RPI Loss:	166	RECORD	PCT. RANK	GAMES	SCHEDULE	OF SCHEDULE	RPI	RPI	RPI	RPI
DIV. I ONLY	3- 18	331	2- 8	128	310	300	300	17	17	
DIV. I NON-CONF.	1- 10	330	0- 1	145	346	309	309	16	16	
TOTALS	RPI 1-25	RPI 26-50	W-L RECORDS	RPI 51-100	RPI 101-150	RPI 150+				
3- 18	0- 0	0- 2	OVERALL	0- 1	0- 7	3- 8				
2- 6	0- 0	0- 0	HOME	0- 0	0- 4	2- 2				
0- 12	0- 0	0- 2	AWAY	0- 1	0- 3	0- 6				
1- 0	0- 0	0- 0	NEUTRAL	0- 0	0- 0	1- 0				
1- 10	0- 0	0- 2	NON-CONFERENCE	0- 0	0- 1	1- 7				
0- 2	0- 0	0- 0	HOME	0- 0	0- 1	0- 1				
0- 8	0- 0	0- 2	AWAY	0- 0	0- 0	0- 6				
1- 0	0- 0	0- 0	NEUTRAL	0- 0	0- 0	1- 0				
2- 8	0- 0	0- 0	CONFERENCE	0- 1	0- 6	2- 1				
2- 4	0- 0	0- 0	HOME	0- 0	0- 3	2- 1				
0- 4	0- 0	0- 0	AWAY	0- 1	0- 3	0- 0				
0- 0	0- 0	0- 0	NEUTRAL	0- 0	0- 0	0- 0				

RPI S	Opponent	Score	RPI S	Opponent	Score	RPI S	Opponent	Score	RPI S	Opponent	Score	Team's RPI: 300
38	A North Carolina St.	55 86	59	A Chattanooga	59 77	121	A Samford	52 57				
48	A Duke	47 84				121	H Samford	42 59				
						126	A Mercer	42 63				
						126	H Mercer	88 92				
						141	H UNC Asheville	45 67				
						143	A ETSU	62 74				
						143	H ETSU	43 45				
						158	A Davidson	51 64				
						207	A Eastern Ky.	62 91				
						210	H Furman	76 83				
						227	A USC Upstate	59 68				
						253	H Bethune-Cookman	59 66				
						282	A Campbell	66 73				
						288	H UNCG	84 72				
						291	A Kennesaw St.	53 65				
						298	N Florida A&M	69 53				
						299	A Charleston So.	59 80				
						302	H Wofford	74 72				
LAST 12 Division I GAMES:												
143	H ETSU	43 45	143	A ETSU	62 74							
121	A Samford	52 57	59	A Chattanooga	59 77							
126	A Mercer	42 63	126	H Mercer	88 92							
288	H UNCG	84 72	121	H Samford	42 59							
302	H Wofford	74 72	227	A USC Upstate	59 68							
210	H Furman	76 83	48	A Duke	47 84							

Non-Div I Games: Anderson (SC) 72 55 Brevard 68 60 Warren Wilson 106 52

Western Caro.

Average RPI Win:	285	WON-LOST	WINNING	LAST 10	STRENGTH OF	OPP. STRENGTH	TEAM	ADJ.	CONF.	ADJ CONF.
Average RPI Loss:	139	RECORD	PCT. RANK	GAMES	SCHEDULE	OF SCHEDULE	RPI	RPI	RPI	RPI
DIV. I ONLY	12- 11	159	6- 4	302	236	225	225	18	18	
DIV. I NON-CONF.	5- 6	180	0- 0	286	236	241	241	19	19	
TOTALS	RPI 1-25	RPI 26-50	W-L RECORDS	RPI 51-100	RPI 101-150	RPI 150+				
12- 11	0- 0	0- 1	OVERALL	0- 3	1- 3	11- 4				
6- 4	0- 0	0- 0	HOME	0- 1	1- 1	5- 2				
5- 6	0- 0	0- 1	AWAY	0- 2	0- 2	5- 1				
1- 1	0- 0	0- 0	NEUTRAL	0- 0	0- 0	1- 1				
5- 6	0- 0	0- 1	NON-CONFERENCE	0- 1	0- 1	5- 3				
2- 2	0- 0	0- 0	HOME	0- 0	0- 0	2- 2				
2- 3	0- 0	0- 1	AWAY	0- 1	0- 1	2- 0				
1- 1	0- 0	0- 0	NEUTRAL	0- 0	0- 0	1- 1				
7- 5	0- 0	0- 0	CONFERENCE	0- 2	1- 2	6- 1				
4- 2	0- 0	0- 0	HOME	0- 1	1- 1	3- 0				
3- 3	0- 0	0- 0	AWAY	0- 1	0- 1	3- 1				
0- 0	0- 0	0- 0	NEUTRAL	0- 0	0- 0	0- 0				

RPI S	Opponent	Score	RPI S	Opponent	Score	RPI S	Opponent	Score	RPI S	Opponent	Score	Team's RPI: 225
46	A Kansas St.	45 84	53	A Iowa	81 96	114	A IUPUI	87 96	114	H IUPUI	60 68	
			55	A South Dakota St.	63 85	117	A North Dakota	67 78	149	H Oral Roberts	72 61	
			81	H South Dakota	77 102	171	H SIUE	78 74	196	H Southeast Mo. St.	84 89	
						201	H Ill.-Chicago	70 78	253	N Bethune-Cookman	75 59	
						265	A Omaha	66 79	265	H Omaha	74 55	
						286	N Towson	77 83	307	A Denver	80 69	
						307	H Denver	63 60	309	A Illinois St.	79 64	
						318	A North Dakota St.	94 82	332	A IPFW	78 74	
						332	H IPFW	88 87	336	A Eastern Ill.	92 69	
						338	H Chicago St.	88 50				
LAST 12 Division I GAMES:												
307	A Denver	80 69	318	A North Dakota St.	94 82							
114	A IUPUI	87 96	307	H Denver	63 60							
332	H IPFW	88 87	114	H IUPUI	60 68							
265	H Omaha	74 55	332	A IPFW	78 74							
81	H South Dakota	77 102	265	A Omaha	66 79							
55	A South Dakota St.	63 85	149	H Oral Roberts	72 61							

Non-Div I Games: Ashford 86 58 Central Methodist 108 46

Western Ill.

Loss, Non-Conf, S Site, H Home A Away N Neutral

Average RPI Win:	184	WON-LOST	WINNING	LAST 10	STRENGTH OF	OPP. STRENGTH	TEAM	ADJ.	CONF.	ADJ CONF.
Average RPI Loss:	82	RECORD	PCT. RANK	GAMES	SCHEDULE	OF SCHEDULE	RPI	RPI	RPI	RPI
DIV. I ONLY	17- 4	30	8- 2	173	95	60	60	12	12	
DIV. I NON-CONF.	8- 2	51	1- 0	213	102	57	57	10	10	
TOTALS	RPI 1-25	RPI 26-50	W-L RECORDS	RPI 51-100	RPI 101-150	RPI 150+				
17- 4	1- 0	0- 1	OVERALL	1- 2	4- 0	11- 1				
10- 1	1- 0	0- 1	HOME	1- 0	3- 0	5- 0				
6- 3	0- 0	0- 0	AWAY	0- 2	1- 0	5- 1				
1- 0	0- 0	0- 0	NEUTRAL	0- 0	0- 0	1- 0				
8- 2	1- 0	0- 0	NON-CONFERENCE	0- 1	2- 0	5- 1				
4- 0	1- 0	0- 0	HOME	0- 0	1- 0	2- 0				
3- 2	0- 0	0- 0	AWAY	0- 1	1- 0	2- 1				
1- 0	0- 0	0- 0	NEUTRAL	0- 0	0- 0	1- 0				
9- 2	0- 0	0- 1	CONFERENCE	1- 1	2- 0	6- 0				
6- 1	0- 0	0- 1	HOME	1- 0	2- 0	3- 0				
3- 1	0- 0	0- 0	AWAY	0- 1	0- 0	3- 0				
0- 0	0- 0	0- 0	NEUTRAL	0- 0	0- 0	3- 0				

RPI S	Opponent	Score	RPI S	Opponent	Score	RPI S	Opponent	Score	RPI S	Opponent	Score
19	H Louisville	71 69	29	H UTEP	78 85	65	A Ball St.	60 74	107	H Belmont	80 65
						77	A Middle Tenn.	75 83	136	H Marshall	81 52
						92	H Charlotte	77 66	142	A UT Arlington	73 64
									146	H Old Dominion	68 51
									151	A UAB	63 49
									155	A Ole Miss	53 59
									173	A Fla. Atlantic	81 62
									175	N George Mason	84 58
									190	A Col. of Charleston	78 44
									207	H Eastern Ky.	76 60
									212	H North Texas	65 53
									224	H UTSA	72 65
									242	H Rice	52 49
									281	H Austin Peay	88 69
									297	A FIU	71 69
									335	A Lipscomb	64 56
LAST 12 Division I GAMES:											
29	H UTEP	78 85	212	H North Texas	65 53						
224	H UTSA	72 65	242	H Rice	52 49						
77	A Middle Tenn.	75 83	173	A Fla. Atlantic	81 62						
151	A UAB	63 49	297	A FIU	71 69						
92	H Charlotte	77 66	136	H Marshall	81 52						
146	H Old Dominion	68 51	107	H Belmont	80 65						

Non-Div I Games: Alas. Anchorage 62 58

Western Ky.

Average RPI Win:	255	WON-LOST	WINNING	LAST 10	STRENGTH OF	OPP. STRENGTH	TEAM	ADJ.	CONF.	ADJ CONF.
Average RPI Loss:	69	RECORD	PCT. RANK	GAMES	SCHEDULE	OF SCHEDULE	RPI	RPI	RPI	RPI
DIV. I ONLY	12- 10	144	5- 5	141	163	118	118	11	11	
DIV. I NON-CONF.	6- 4	125	0- 0	152	198	107	107	13	13	
TOTALS	RPI 1-25	RPI 26-50	W-L RECORDS	RPI 51-100	RPI 101-150	RPI 150+				
12- 10	0- 1	0- 2	OVERALL	0- 4	1- 3	11- 0				
5- 2	0- 0	0- 0	HOME	0- 1	0- 1	5- 0				
6- 6	0- 0	0- 2	AWAY	0- 2	1- 2	5- 0				
1- 2	0- 1	0- 0	NEUTRAL	0- 1	0- 0	1- 0				
6- 4	0- 1	0- 1	NON-CONFERENCE	0- 2	0- 0	6- 0				
2- 0	0- 0	0- 0	HOME	0- 0	0- 0	2- 0				
3- 2	0- 0	0- 1	AWAY	0- 1	0- 0	3- 0				
1- 2	0- 1	0- 0	NEUTRAL	0- 1	0- 0	1- 0				
6- 6	0- 0	0- 1	CONFERENCE	0- 2	1- 3	5- 0				
3- 2	0- 0	0- 0	HOME	0- 1	0- 1	3- 0				
3- 4	0- 0	0- 1	AWAY	0- 1	1- 2	2- 0				
0- 0	0- 0	0- 0	NEUTRAL	0- 0	0- 0	0- 0				

RPI 1-25				RPI 26-50				RPI 51-100				RPI 101+				Team's RPI: 118
RPI	S	Opponent	Score	RPI	S	Opponent	Score	RPI	S	Opponent	Score	RPI	S	Opponent	Score	
21	N	Mississippi St.	68 90	26	A	Michigan St.	40 78	63	N	FGCU	42 60	108	A	Toledo	73 80	
				32	A	Ohio	63 73	65	H	Ball St.	53 77	108	H	Toledo	68 80	
								69	A	Central Mich.	51 53	111	A	Eastern Mich.	66 70	
								90	A	Northwestern	62 86	138	A	Buffalo	92 78	
												153	A	Loyola Chicago	68 45	
												172	H	Detroit	70 66	
												226	N	Gardner-Webb	71 44	
												238	A	Bowling Green	65 49	
												238	H	Bowling Green	74 45	
												262	H	Miami (OH)	80 66	
												305	A	Bradley	72 59	
												329	A	Kent St.	65 53	
												329	H	Kent St.	73 52	
												332	A	IPFW	70 48	
												338	H	Chicago St.	65 56	
LAST 12 Division I GAMES:																
238	A	Bowling Green	65 49	138	A	Buffalo	92 78									
111	A	Eastern Mich.	66 70	262	H	Miami (OH)	80 66									
108	H	Toledo	68 80	329	H	Kent St.	73 52									
329	A	Kent St.	65 53	108	A	Toledo	73 80									
69	A	Central Mich.	51 53	238	H	Bowling Green	74 45									
65	H	Ball St.	53 77	32	A	Ohio	63 73									

Non-Div I Games: Ferris St. 73 41 Wis.-Parkside 56 49

Western Mich.

■ Loss,
 ■ Non-Conf,
 ■ S Site,
 ■ Home
 ■ A Away
 N Neutral

Average RPI Win:	260	WON-LOST	WINNING	LAST 10	STRENGTH OF	OPP. STRENGTH	TEAM	ADJ.	CONF.	ADJ CONF.
Average RPI Loss:	163	RECORD	PCT. RANK	GAMES	SCHEDULE	OF SCHEDULE	RPI	RPI	RPI	RPI
DIV. I ONLY	5- 18	301	1- 3	202	206	304	304	21	21	
DIV. I NON-CONF.	3- 8	258	1- 0	172	209	264	264	17	17	
TOTALS	RPI 1-25	RPI 26-50	W-L RECORDS	RPI 51-100	RPI 101-150	RPI 150+				
5- 18	0- 1	0- 2	OVERALL	0- 3	1- 3	4- 9				
4- 8	0- 1	0- 1	HOME	0- 2	1- 1	3- 3				
1- 9	0- 0	0- 1	AWAY	0- 1	0- 2	1- 5				
0- 1	0- 0	0- 0	NEUTRAL	0- 0	0- 0	0- 1				
3- 8	0- 1	0- 2	NON-CONFERENCE	0- 0	0- 1	3- 4				
2- 4	0- 1	0- 1	HOME	0- 0	0- 0	2- 2				
1- 3	0- 0	0- 1	AWAY	0- 0	0- 1	1- 1				
0- 1	0- 0	0- 0	NEUTRAL	0- 0	0- 0	0- 1				
2- 10	0- 0	0- 0	CONFERENCE	0- 3	1- 2	1- 5				
2- 4	0- 0	0- 0	HOME	0- 2	1- 1	1- 1				
0- 6	0- 0	0- 0	AWAY	0- 1	0- 1	0- 4				
0- 0	0- 0	0- 0	NEUTRAL	0- 0	0- 0	0- 0				

RPI 1-25				RPI 26-50				RPI 51-100				RPI 101+ Team's RPI: 304			
RPI	S	Opponent	Score	RPI	S	Opponent	Score	RPI	S	Opponent	Score	RPI	S	Opponent	Score
12	H	Tennessee	51 58	30	H	Missouri	37 57	84	H	Missouri St.	57 77	120	A	Creighton	54 79
				44	A	Arkansas St.	40 67	99	A	Drake	59 81	122	A	UNI	48 69
								99	H	Drake	56 87	122	H	UNI	44 55
												139	H	Southern Ill.	57 48
												153	A	Loyola Chicago	55 60
												188	H	Eastern Wash.	62 67
												196	H	Southeast Mo. St.	62 66
												222	N	Richmond	50 63
												249	A	Indiana St.	33 59
												272	H	Prairie View	64 36
												273	H	N.C. A&T	55 53
												274	A	Tennessee Tech	48 54
												297	A	FIU	76 62
												305	A	Bradley	44 50
												305	H	Bradley	50 55
												309	A	Illinois St.	49 70
												319	H	Evansville	58 50
LAST 12 Division I GAMES:															
297	A	FIU	76 62	139	H	Southern Ill.	57 48	305	A	Bradley	44 50	153	A	Loyola Chicago	55 60
305	H	Bradley	50 55	99	H	Drake	56 87	122	H	UNI	44 55	309	A	Illinois St.	49 70
122	A	UNI	48 69	84	H	Missouri St.	57 77	122	H	UNI	44 55				
99	A	Drake	59 81	319	H	Evansville	58 50	309	A	Illinois St.	49 70				

Non-Div I Games:

Wichita St.

■ Loss,
■ Non-Conf,
■ S Site,
■ H Home
■ A Away
N Neutral

William & Mary

Through Games Of Feb. 12, 2016

Average RPI Win:	247	WON-LOST	WINNING	LAST 10	STRENGTH OF	OPP. STRENGTH	TEAM	ADJ.	CONF.	ADJ CONF.
Average RPI Loss:	144	RECORD	PCT. RANK	GAMES	SCHEDULE	OF SCHEDULE	RPI	RPI	RPI	RPI
DIV. I ONLY	13- 10	135	2- 8	313	176	200	200	13	13	
DIV. I NON-CONF.	9- 2	37	0- 0	344	295	157	157	12	12	
TOTALS	RPI 1-25	RPI 26-50	W-L RECORDS	RPI 51-100	RPI 101-150	RPI 150+				
13- 10	0- 0	1- 0	OVERALL	0- 5	1- 0	11- 5				
8- 3	0- 0	1- 0	HOME	0- 2	1- 0	6- 1				
5- 7	0- 0	0- 0	AWAY	0- 0	0- 0	5- 2				
0- 0	0- 0	0- 0	NEUTRAL	0- 0	0- 0	0- 0				
9- 2	0- 0	0- 0	NON-CONFERENCE	0- 1	1- 0	8- 1				
5- 0	0- 0	0- 0	HOME	0- 0	1- 0	4- 0				
4- 2	0- 0	0- 0	AWAY	0- 1	0- 0	4- 1				
0- 0	0- 0	0- 0	NEUTRAL	0- 0	0- 0	0- 0				
4- 8	0- 0	1- 0	CONFERENCE	0- 4	0- 0	3- 4				
3- 3	0- 0	1- 0	HOME	0- 2	0- 0	2- 1				
1- 5	0- 0	0- 0	AWAY	0- 2	0- 0	1- 3				
0- 0	0- 0	0- 0	NEUTRAL	0- 0	0- 0	0- 0				

RPI S	Opponent	Score	RPI S	Opponent	Score	RPI S	Opponent	Score	RPI S	Opponent	Score	Team's RPI: 200
47	H James Madison	65 59	67	A Hofstra	45 75	146	H Old Dominion	75 64				
			67	H Hofstra	53 61	189	A Delaware	63 67				
			73	A Elon	51 73	190	H Col. of Charleston	51 55				
			85	H Drexel	50 67	193	A Northeastern	68 69				
			98	A VCU	47 73	193	H Northeastern	69 62				
						222	A Richmond	50 56				
						231	H Grambling	74 55				
						236	A Clemson	58 41				
						256	A Loyola Maryland	62 61				
						257	A UNCW	44 59				
						257	H UNCW	77 65				
						263	H American	62 51				
						286	A Towson	73 54				
						302	H Wofford	75 55				
						308	A Delaware St.	65 59				
						339	A Mt. St. Mary's	76 74				
						346	H Norfolk St.	67 47				
LAST 12 Division I GAMES:												
67	H Hofstra	53 61	257	H UNCW	77 65							
257	A UNCW	44 59	67	A Hofstra	45 75							
73	A Elon	51 73	193	A Northeastern	68 69							
193	H Northeastern	69 62	85	H Drexel	50 67							
190	H Col. of Charleston	51 55	286	A Towson	73 54							
189	A Delaware	63 67	47	H James Madison	65 59							

Non-Div I Games:

William & Mary

■ Loss,
■ Non-Conf,
■ S Site,
■ H Home
■ A Away
N Neutral

Average RPI Win:	286	WON-LOST	WINNING	LAST 10	STRENGTH OF	OPP. STRENGTH	TEAM	ADJ.	CONF.	ADJ CONF.
Average RPI Loss:	168	RECORD	PCT. RANK	GAMES	SCHEDULE	OF SCHEDULE	RPI	RPI	RPI	RPI
DIV. I ONLY	3- 19	333	1- 9	148	267	313	313	26	26	
DIV. I NON-CONF.	1- 8	320	0- 1	56	46	251	251	29	29	
TOTALS	RPI 1-25	RPI 26-50	W-L RECORDS	RPI 51-100	RPI 101-150	RPI 150+				
3- 19	0- 1	0- 3	OVERALL	0- 1	0- 4	3- 10				
3- 5	0- 0	0- 0	HOME	0- 0	0- 1	3- 4				
0- 13	0- 1	0- 2	AWAY	0- 1	0- 3	0- 6				
0- 1	0- 0	0- 1	NEUTRAL	0- 0	0- 0	0- 0				
1- 8	0- 1	0- 3	NON-CONFERENCE	0- 1	0- 1	1- 2				
1- 0	0- 0	0- 0	HOME	0- 0	0- 0	1- 0				
0- 7	0- 1	0- 2	AWAY	0- 1	0- 1	0- 2				
0- 1	0- 0	0- 1	NEUTRAL	0- 0	0- 0	0- 0				
2- 11	0- 0	0- 0	CONFERENCE	0- 0	0- 3	2- 8				
2- 5	0- 0	0- 0	HOME	0- 0	0- 1	2- 4				
0- 6	0- 0	0- 0	AWAY	0- 0	0- 2	0- 4				
0- 0	0- 0	0- 0	NEUTRAL	0- 0	0- 0	0- 0				

RPI 1-25				RPI 26-50				RPI 51-100				RPI 101+ Team's RPI: 313			
RPI	S	Opponent	Score	RPI	S	Opponent	Score	RPI	S	Opponent	Score	RPI	S	Opponent	Score
3	A	South Carolina	37 86	31	A	Oklahoma	48 78	57	A	Auburn	33 76	103	A	Liberty	61 77
				32	N	Ohio	54 75					110	A	Akron	59 76
				48	A	Duke	50 78					141	A	UNC Asheville	55 63
												141	H	UNC Asheville	59 67
												190	A	Col. of Charleston	63 77
												210	A	Furman	52 71
												215	A	Radford	44 66
												216	H	Presbyterian	48 59
												226	A	Gardner-Webb	52 70
												226	H	Gardner-Webb	81 62
												240	H	High Point	67 74
												282	H	Campbell	50 49
												299	A	Charleston So.	51 54
												299	H	Charleston So.	50 58
												312	A	Longwood	60 67
												312	H	Longwood	60 63
												349	H	N.C. Central	62 39
LAST 12 Division I GAMES:															
226	A	Gardner-Webb	52 70	103	A	Liberty	61 77								
141	H	UNC Asheville	59 67	216	H	Presbyterian	48 59								
299	H	Charleston So.	50 58	215	A	Radford	44 66								
312	A	Longwood	60 67	312	H	Longwood	60 63								
282	H	Campbell	50 49	141	A	UNC Asheville	55 63								
240	H	High Point	67 74	190	A	Col. of Charleston	63 77								

Non-Div I Games:

Winthrop

■ Loss,
 ■ Non-Conf, S Site,
 ■ Home
 ■ Away
 N Neutral

Average RPI Win:	135	WON-LOST	WINNING	LAST 10	STRENGTH OF	OPP. STRENGTH	TEAM	ADJ.	CONF.	ADJ CONF.
Average RPI Loss:	67	RECORD	PCT. RANK	GAMES	SCHEDULE	OF SCHEDULE	RPI	RPI	RPI	RPI
DIV. I ONLY	7- 16	272	2- 8	19	21	148	148	4	4	
DIV. I NON-CONF.	4- 6	201	0- 0	49	72	148	148	4	4	
TOTALS	RPI 1-25	RPI 26-50	W-L RECORDS	RPI 51-100	RPI 101-150	RPI 150+				
7- 16	0- 4	2- 4	OVERALL	0- 6	2- 0	3- 2				
5- 7	0- 3	2- 1	HOME	0- 3	1- 0	2- 0				
1- 9	0- 1	0- 3	AWAY	0- 3	1- 0	0- 2				
1- 0	0- 0	0- 0	NEUTRAL	0- 0	0- 0	1- 0				
4- 6	0- 2	0- 1	NON-CONFERENCE	0- 2	1- 0	3- 1				
2- 3	0- 2	0- 0	HOME	0- 1	0- 0	2- 0				
1- 3	0- 0	0- 1	AWAY	0- 1	1- 0	0- 1				
1- 0	0- 0	0- 0	NEUTRAL	0- 0	0- 0	1- 0				
3- 10	0- 2	2- 3	CONFERENCE	0- 4	1- 0	0- 1				
3- 4	0- 1	2- 1	HOME	0- 2	1- 0	0- 0				
0- 6	0- 1	0- 2	AWAY	0- 2	0- 0	0- 1				
0- 0	0- 0	0- 0	NEUTRAL	0- 0	0- 0	0- 0				

RPI	S	Opponent	Score	RPI	S	Opponent	Score	RPI	S	Opponent	Score	RPI	S	Opponent	Score	Team's RPI: 148
5	A	Ohio St.	61 87	26	A	Michigan St.	67 77	53	H	Iowa	54 57	123	A	Wake Forest	64 51	
11	H	Maryland	65 90	26	H	Michigan St.	54 77	75	A	Nebraska	62 75	131	H	Penn St.	82 62	
18	H	Green Bay	58 72	42	A	Rutgers	41 61	78	A	Michigan	65 82	161	A	Illinois	65 71	
20	H	Florida	75 91	43	H	Indiana	73 69	82	H	Minnesota	77 84	167	H	Louisiana Tech	79 65	
				49	A	Dayton	64 87	86	A	Marquette	61 77	189	N	Delaware	54 52	
				50	H	Purdue	64 57	99	H	Drake	70 89	244	H	Northern Ill.	89 62	
												246	A	San Diego St.	57 63	
LAST 12 Division I GAMES:																
78	A	Michigan	65 82	11	H	Maryland	65 90									
50	H	Purdue	64 57	161	A	Illinois	65 71									
5	A	Ohio St.	61 87	53	H	Iowa	54 57									
26	H	Michigan St.	54 77	131	H	Penn St.	82 62									
75	A	Nebraska	62 75	42	A	Rutgers	41 61									
82	H	Minnesota	77 84	26	A	Michigan St.	67 77									

Non-Div I Games:

Wisconsin

■ Loss,
■ Non-Conf,
■ S Site,
■ H Home
■ A Away
N Neutral

Average RPI Win:	284	WON-LOST	WINNING	LAST 10	STRENGTH OF	OPP. STRENGTH	TEAM	ADJ.	CONF.	ADJ CONF.
Average RPI Loss:	176	RECORD	PCT. RANK	GAMES	SCHEDULE	OF SCHEDULE	RPI	RPI	RPI	RPI
DIV. I ONLY	5- 16	296	1- 8	195	323	302	302	17	17	
DIV. I NON-CONF.	4- 8	234	1- 1	239	349	287	287	16	16	
TOTALS	RPI 1-25	RPI 26-50	W-L RECORDS	RPI 51-100	RPI 101-150	RPI 150+				
5- 16	0- 0	0- 0	OVERALL	0- 4	0- 5	5- 7				
4- 6	0- 0	0- 0	HOME	0- 1	0- 4	4- 1				
1- 10	0- 0	0- 0	AWAY	0- 3	0- 1	1- 6				
0- 0	0- 0	0- 0	NEUTRAL	0- 0	0- 0	0- 0				
4- 8	0- 0	0- 0	NON-CONFERENCE	0- 2	0- 1	4- 5				
4- 1	0- 0	0- 0	HOME	0- 0	0- 1	4- 0				
0- 7	0- 0	0- 0	AWAY	0- 2	0- 0	0- 5				
0- 0	0- 0	0- 0	NEUTRAL	0- 0	0- 0	0- 0				
1- 8	0- 0	0- 0	CONFERENCE	0- 2	0- 4	1- 2				
0- 5	0- 0	0- 0	HOME	0- 1	0- 3	0- 1				
1- 3	0- 0	0- 0	AWAY	0- 1	0- 1	1- 1				
0- 0	0- 0	0- 0	NEUTRAL	0- 0	0- 0	0- 0				

RPI S	Opponent	Score	RPI S	Opponent	Score	RPI S	Opponent	Score	RPI S	Opponent	Score	Team's RPI: 302
						59	A Chattanooga	48 65	121	H Samford	39 58	
						59	H Chattanooga	40 53	126	H Mercer	61 70	
						82	A Minnesota	54 98	141	H UNC Asheville	63 70	
						97	A Virginia Tech	42 73	143	A ETSU	69 70	
									143	H ETSU	54 70	
									200	A William & Mary	55 75	
									210	H Furman	61 70	
									215	H Radford	79 70	
									226	A Gardner-Webb	61 64	
									275	H Jacksonville St.	66 54	
									288	A UNCG	58 56	
									291	H Kennesaw St.	70 59	
									294	A Coastal Caro.	69 83	
									299	A Charleston So.	64 74	
									300	A Western Caro.	72 74	
									314	A South Carolina St.	47 60	
									349	H N.C. Central	60 37	
LAST 12 Division I GAMES:												
59	A Chattanooga	48 65	210	H Furman	61 70							
143	A ETSU	69 70	143	H ETSU	54 70							
121	H Samford	39 58	59	H Chattanooga	40 53							
126	H Mercer	61 70	291	H Kennesaw St.	70 59							
300	A Western Caro.	72 74	294	A Coastal Caro.	69 83							
288	A UNCG	58 56	215	H Radford	79 70							

Non-Div I Games: Montreat 83 48 Bluefield Col. 69 58

Wofford

Average RPI Win:	226	WON-LOST	WINNING	LAST 10	STRENGTH OF	OPP. STRENGTH	TEAM	ADJ.	CONF.	ADJ CONF.
Average RPI Loss:	70	RECORD	PCT. RANK	GAMES	SCHEDULE	OF SCHEDULE	RPI	RPI	RPI	RPI
DIV. I ONLY	16- 6	57	7- 3	211	126	102	102	14	14	
DIV. I NON-CONF.	8- 3	77	0- 1	279	97	139	139	15	15	
TOTALS	RPI 1-25	RPI 26-50	W-L RECORDS	RPI 51-100	RPI 101-150	RPI 150+				
16- 6	0- 1	1- 2	OVERALL	0- 1	1- 1	14- 1				
7- 3	0- 1	0- 1	HOME	0- 0	1- 0	6- 1				
7- 2	0- 0	0- 1	AWAY	0- 0	0- 1	7- 0				
2- 1	0- 0	1- 0	NEUTRAL	0- 1	0- 0	1- 0				
8- 3	0- 0	1- 2	NON-CONFERENCE	0- 1	0- 0	7- 0				
4- 1	0- 0	0- 1	HOME	0- 0	0- 0	4- 0				
2- 1	0- 0	0- 1	AWAY	0- 0	0- 0	2- 0				
2- 1	0- 0	1- 0	NEUTRAL	0- 1	0- 0	1- 0				
8- 3	0- 1	0- 0	CONFERENCE	0- 0	1- 1	7- 1				
3- 2	0- 1	0- 0	HOME	0- 0	1- 0	2- 1				
5- 1	0- 0	0- 0	AWAY	0- 0	0- 1	5- 0				
0- 0	0- 0	0- 0	NEUTRAL	0- 0	0- 0	0- 0				

RPI 1-25				RPI 26-50				RPI 51-100				RPI 101+ Team's RPI: 102			
RPI	S	Opponent	Score	RPI	S	Opponent	Score	RPI	S	Opponent	Score	RPI	S	Opponent	Score
18	H	Green Bay	58 63	27	H	Georgia	57 63	53	N	Iowa	77 83	115	A	Youngstown St.	69 72
				33	A	Miami (FL)	67 80					145	H	Northern Ky.	66 61
				35	N	George Washington	77 71					172	A	Detroit	89 71
												176	H	Milwaukee	60 82
												198	H	Butler	66 53
												201	A	Ill.-Chicago	80 72
												201	H	Ill.-Chicago	73 62
												207	A	Eastern Ky.	71 69
												208	A	Oakland	77 72
												223	A	Valparaiso	65 54
												223	H	Valparaiso	80 63
												255	N	Houston	75 61
												281	H	Austin Peay	77 56
												303	A	Cleveland St.	93 65
												306	H	Southeastern La.	106 72
												329	A	Kent St.	73 68
												335	H	Lipscomb	92 65
LAST 12 Division I GAMES:															
201	A	Ill.-Chicago	80 72	208	A	Oakland	77 72								
223	A	Valparaiso	65 54	172	A	Detroit	89 71								
303	A	Cleveland St.	93 65	145	H	Northern Ky.	66 61								
115	A	Youngstown St.	69 72	223	H	Valparaiso	80 63								
18	H	Green Bay	58 63	201	H	Ill.-Chicago	73 62								
176	H	Milwaukee	60 82	27	H	Georgia	57 63								

Non-Div I Games: Mt. St. Joseph 117 26 Cincinnati Christian 107 44

Wright St.

Wyoming

Through Games Of Feb. 12, 2016

Average RPI Win:	265	WON-LOST	WINNING	LAST 10	STRENGTH OF	OPP. STRENGTH	TEAM	ADJ.	CONF.	ADJ CONF.
Average RPI Loss:	163	RECORD	PCT. RANK	GAMES	SCHEDULE	OF SCHEDULE	RPI	RPI	RPI	RPI
DIV. I ONLY	10- 11	189	3- 7	306	237	248	248	20	20	
DIV. I NON-CONF.	6- 3	100	0- 0	219	266	132	132	20	20	
TOTALS	RPI 1-25	RPI 26-50	W-L RECORDS	RPI 51-100	RPI 101-150	RPI 150+				
10- 11	0- 0	0- 0	OVERALL	0- 3	0- 3	10- 5				
7- 4	0- 0	0- 0	HOME	0- 1	0- 1	7- 2				
3- 7	0- 0	0- 0	AWAY	0- 2	0- 2	3- 3				
0- 0	0- 0	0- 0	NEUTRAL	0- 0	0- 0	0- 0				
6- 3	0- 0	0- 0	NON-CONFERENCE	0- 2	0- 1	6- 0				
4- 1	0- 0	0- 0	HOME	0- 1	0- 0	4- 0				
2- 2	0- 0	0- 0	AWAY	0- 1	0- 1	2- 0				
0- 0	0- 0	0- 0	NEUTRAL	0- 0	0- 0	0- 0				
4- 8	0- 0	0- 0	CONFERENCE	0- 1	0- 2	4- 5				
3- 3	0- 0	0- 0	HOME	0- 0	0- 1	3- 2				
1- 5	0- 0	0- 0	AWAY	0- 1	0- 1	1- 3				
0- 0	0- 0	0- 0	NEUTRAL	0- 0	0- 0	0- 0				

RPI S	Opponent	Score	RPI S	Opponent	Score	RPI S	Opponent	Score	RPI S	Opponent	Score	Team's RPI: 248
						51	A Colorado St.	42 63	127	A Boise St.	49 58	
						61	H St. Mary's (CA)	64 70	140	H Fresno St.	42 49	
						88	A Gonzaga	57 61	147	A Idaho	57 61	
									160	H Montana St.	75 69	
									177	H Colorado	77 68	
									181	H New Mexico	66 48	
									194	A UNLV	37 66	
									203	H San Jose St.	66 67	
									211	A Utah St.	75 84	
									221	H Montana	68 61	
									246	H San Diego St.	77 84	
									259	H UC Santa Barbara	76 67	
									307	A Denver	75 64	
									326	A Nevada	65 68	
									326	H Nevada	68 53	
									337	A Cal St. Fullerton	61 56	
									341	A Air Force	67 45	
									341	H Air Force	84 56	
LAST 12 Division I GAMES:												
			211	A Utah St.	75 84				181	H New Mexico	66 48	
			341	H Air Force	84 56				203	H San Jose St.	66 67	
			51	A Colorado St.	42 63				194	A UNLV	37 66	
			140	H Fresno St.	42 49				341	A Air Force	67 45	
			127	A Boise St.	49 58				326	H Nevada	68 53	
			326	A Nevada	65 68				246	H San Diego St.	77 84	

Non-Div I Games: Chadron St. 81 53

Wyoming

■ Loss,
 ■ Non-Conf,
 ■ S Site,
 ■ H Home
 ■ A Away
 N Neutral

Average RPI Win: 220	WON-LOST	WINNING	LAST 10	STRENGTH OF	OPP. STRENGTH	TEAM	ADJ.	CONF.	ADJ CONF.
Average RPI Loss: 56	RECORD	PCT. RANK	GAMES	SCHEDULE	OF SCHEDULE	RPI	RPI	RPI	RPI
DIV. I ONLY	17- 7	62	5- 5	284	71	137	137	6	6
DIV. I NON-CONF.	9- 2	37	0- 0	345	212	206	206	6	6
TOTALS	RPI 1-25	RPI 26-50	W-L RECORDS	RPI 51-100	RPI 101-150	RPI 150+			
17- 7	0- 2	0- 2	OVERALL	3- 2	1- 1	13- 0			
15- 2	0- 1	0- 0	HOME	3- 1	1- 0	11- 0			
2- 5	0- 0	0- 0	AWAY	0- 0	0- 0	2- 0			
0- 0	0- 0	0- 0	NEUTRAL	0- 0	0- 0	0- 0			
9- 2	0- 0	0- 0	NON-CONFERENCE	0- 2	0- 0	9- 0			
9- 1	0- 0	0- 0	HOME	0- 1	0- 0	9- 0			
0- 1	0- 0	0- 0	AWAY	0- 1	0- 0	0- 0			
0- 0	0- 0	0- 0	NEUTRAL	0- 0	0- 0	0- 0			
8- 5	0- 2	0- 2	CONFERENCE	3- 0	1- 1	4- 0			
6- 1	0- 1	0- 0	HOME	3- 0	1- 0	2- 0			
2- 4	0- 1	0- 2	AWAY	0- 0	0- 1	2- 0			
0- 0	0- 0	0- 0	NEUTRAL	0- 0	0- 0	0- 0			

RPI 1-25				RPI 26-50				RPI 51-100				RPI 101+ Team's RPI: 137			
RPI	S	Opponent	Score	RPI	S	Opponent	Score	RPI	S	Opponent	Score	RPI	S	Opponent	Score
16	A	DePaul	52 82	37	A	Seton Hall	66 82	54	H	Villanova	74 67	120	A	Creighton	47 74
16	H	DePaul	53 70	45	A	St. John's (NY)	41 57	77	H	Middle Tenn.	53 62	120	H	Creighton	57 55
								78	A	Michigan	54 92	198	A	Butler	73 63
								86	H	Marquette	71 66	198	H	Butler	55 47
								93	H	Georgetown	59 54	209	H	Cincinnati	65 56
												215	H	Radford	63 56
												230	H	Binghamton	64 55
												251	A	Providence	62 54
												251	H	Providence	72 47
												274	H	Tennessee Tech	64 47
												291	H	Kennesaw St.	62 59
												306	H	Southeastern La.	67 27
												317	H	UMES	61 56
												319	H	Evansville	65 57
												324	H	Howard	70 47
LAST 12 Division I GAMES:															
16	A	DePaul	52 82	16	H	DePaul	53 70	86	H	Marquette	71 66				
120	H	Creighton	57 55	251	A	Providence	62 54	120	A	Creighton	47 74				
251	H	Providence	72 47	198	A	Butler	73 63	198	A	Butler	55 47				
198	H	Butler	55 47	45	A	St. John's (NY)	41 57	54	H	Villanova	74 67				
45	A	St. John's (NY)	41 57	37	A	Seton Hall	66 82								

Non-Div I Games:

Xavier

Average RPI Win:	231	WON-LOST	WINNING	LAST 10	STRENGTH OF	OPP. STRENGTH	TEAM	ADJ.	CONF.	ADJ CONF.
Average RPI Loss:	94	RECORD	PCT. RANK	GAMES	SCHEDULE	OF SCHEDULE	RPI	RPI	RPI	RPI
DIV. I ONLY	10- 13	208	3- 7	55	196	135	135	10	10	
DIV. I NON-CONF.	8- 8	160	2- 3	86	189	141	141	11	11	
TOTALS	RPI 1-25	RPI 26-50	W-L RECORDS	RPI 51-100	RPI 101-150	RPI 150+				
10- 13	0- 0	0- 6	OVERALL	0- 2	2- 2	8- 3				
7- 2	0- 0	0- 0	HOME	0- 1	1- 0	6- 1				
1- 10	0- 0	0- 5	AWAY	0- 1	0- 2	1- 2				
2- 1	0- 0	0- 1	NEUTRAL	0- 0	1- 0	1- 0				
8- 8	0- 0	0- 4	NON-CONFERENCE	0- 2	2- 2	6- 0				
6- 1	0- 0	0- 0	HOME	0- 1	1- 0	5- 0				
0- 6	0- 0	0- 3	AWAY	0- 1	0- 2	0- 0				
2- 1	0- 0	0- 1	NEUTRAL	0- 0	1- 0	1- 0				
2- 5	0- 0	0- 2	CONFERENCE	0- 0	0- 0	2- 3				
1- 1	0- 0	0- 0	HOME	0- 0	0- 0	1- 1				
1- 4	0- 0	0- 2	AWAY	0- 0	0- 0	1- 2				
0- 0	0- 0	0- 0	NEUTRAL	0- 0	0- 0	0- 0				

RPI S	Opponent	Score	RPI S	Opponent	Score	RPI S	Opponent	Score	RPI S	Opponent	Score	Team's RPI: 135
34 N	West Virginia	60 70	52 A	Albany (NY)	70 74	104 A	North Carolina	63 70				
39 A	Penn	49 68	70 H	Army West Point	61 65	105 A	Boston College	60 73				
40 A	Princeton	50 65				112 N	Iona	63 48				
43 A	Indiana	60 76				125 H	Stony Brook	62 57				
45 A	St. John's (NY)	56 69				163 A	Cornell	63 74				
49 A	Dayton	75 81				174 A	Brown	48 39				
						174 H	Brown	81 54				
						228 A	Columbia	71 77				
						232 H	Manhattan	62 36				
						254 H	Dartmouth	63 68				
						258 H	New Hampshire	63 46				
						264 H	Holy Cross	69 59				
						309 H	Illinois St.	60 47				
						315 N	Fairleigh Dickinson	77 58				
						342 H	Wagner	78 60				
LAST 12 Division I GAMES:												
254 H	Dartmouth	63 68	174 H	Brown	81 54							
163 A	Cornell	63 74	105 A	Boston College	60 73							
228 A	Columbia	71 77	258 H	New Hampshire	63 46							
40 A	Princeton	50 65	52 A	Albany (NY)	70 74							
39 A	Penn	49 68	43 A	Indiana	60 76							
174 A	Brown	48 39	309 H	Illinois St.	60 47							

Non-Div I Games: Albertus Magnus 67 34

Yale

■ Loss,
 ■ Non-Conf,
 ■ S Site,
 ■ H Home
 ■ A Away
 N Neutral

Average RPI Win:	205	WON-LOST	WINNING	LAST 10	STRENGTH OF	OPP. STRENGTH	TEAM	ADJ.	CONF.	ADJ CONF.
Average RPI Loss:	140	RECORD	PCT. RANK	GAMES	SCHEDULE	OF SCHEDULE	RPI	RPI	RPI	RPI
DIV. I ONLY	13- 8	108	4- 6	146	185	115	115	14	14	
DIV. I NON-CONF.	7- 2	57	1- 0	271	233	106	106	15	15	
TOTALS	RPI 1-25	RPI 26-50	W-L RECORDS	RPI 51-100	RPI 101-150	RPI 150+				
13- 8	0- 2	0- 0	OVERALL	1- 0	1- 3	11- 3				
8- 3	0- 1	0- 0	HOME	0- 0	1- 1	7- 1				
5- 5	0- 1	0- 0	AWAY	1- 0	0- 2	4- 2				
0- 0	0- 0	0- 0	NEUTRAL	0- 0	0- 0	0- 0				
7- 2	0- 0	0- 0	NON-CONFERENCE	1- 0	0- 2	6- 0				
5- 0	0- 0	0- 0	HOME	0- 0	0- 0	5- 0				
2- 2	0- 0	0- 0	AWAY	1- 0	0- 2	1- 0				
0- 0	0- 0	0- 0	NEUTRAL	0- 0	0- 0	0- 0				
6- 6	0- 2	0- 0	CONFERENCE	0- 0	1- 1	5- 3				
3- 3	0- 1	0- 0	HOME	0- 0	1- 1	2- 1				
3- 3	0- 1	0- 0	AWAY	0- 0	0- 0	3- 2				
0- 0	0- 0	0- 0	NEUTRAL	0- 0	0- 0	0- 0				

RPI	S	Opponent	Score	RPI	S	Opponent	Score	RPI	S	Opponent	Score	RPI	S	Opponent	Score	Team's RPI: 115
18	A	Green Bay	35 69					91	A	Bucknell	55 47	102	H	Wright St.	72 69	
18	H	Green Bay	60 68									110	A	Akron	49 74	
												131	A	Penn St.	51 68	
												145	H	Northern Ky.	77 88	
												172	A	Detroit	72 70	
												172	H	Detroit	68 69	
												176	H	Milwaukee	69 67	
												186	H	Robert Morris	55 46	
												201	A	Ill.-Chicago	69 64	
												208	A	Oakland	96 77	
												208	H	Oakland	67 63	
												215	H	Radford	54 53	
												217	H	Canisius	53 51	
												223	A	Valparaiso	60 65	
												267	H	Tennessee St.	69 58	
												290	A	Niagara	71 54	
												303	A	Cleveland St.	68 75	
												329	H	Kent St.	91 61	
LAST 12 Division I GAMES:																
18	A	Green Bay	35 69	201	A	Ill.-Chicago	69 64									
172	H	Detroit	68 69	303	A	Cleveland St.	68 75									
208	H	Oakland	67 63	18	H	Green Bay	60 68									
145	H	Northern Ky.	77 88	176	H	Milwaukee	69 67									
102	H	Wright St.	72 69	172	A	Detroit	72 70									
223	A	Valparaiso	60 65	267	H	Tennessee St.	69 58									

Non-Div I Games: Lake Erie 89 61 Salem Int'l 80 40

Youngstown St.

Loss, Non-Conf, S Site, H Home A Away N Neutral