

Average RPI Win:	283	WON-LOST	WINNING	LAST 10	STRENGTH OF	OPP. STRENGTH	TEAM	ADJ.	CONF.	ADJ CONF.
Average RPI Loss:	200	RECORD	PCT. RANK	GAMES	SCHEDULE	OF SCHEDULE	RPI	RPI	RPI	RPI
DIV. I ONLY	7- 14	260	5- 5	318	293	321	321	27	27	
DIV. I NON-CONF.	2- 7	280	0- 0	243	285	322	322	26	26	
TOTALS	RPI 1-25	RPI 26-50	W-L RECORDS	RPI 51-100	RPI 101-150	RPI 150+				
7- 14	0- 0	0- 0	OVERALL	0- 1	0- 2	7- 11				
5- 8	0- 0	0- 0	HOME	0- 0	0- 1	5- 7				
2- 5	0- 0	0- 0	AWAY	0- 0	0- 1	2- 4				
0- 1	0- 0	0- 0	NEUTRAL	0- 1	0- 0	0- 0				
2- 7	0- 0	0- 0	NON-CONFERENCE	0- 1	0- 0	2- 6				
2- 4	0- 0	0- 0	HOME	0- 0	0- 0	2- 4				
0- 2	0- 0	0- 0	AWAY	0- 0	0- 0	0- 2				
0- 1	0- 0	0- 0	NEUTRAL	0- 1	0- 0	0- 0				
5- 7	0- 0	0- 0	CONFERENCE	0- 0	0- 2	5- 5				
3- 4	0- 0	0- 0	HOME	0- 0	0- 1	3- 3				
2- 3	0- 0	0- 0	AWAY	0- 0	0- 1	2- 2				
0- 0	0- 0	0- 0	NEUTRAL	0- 0	0- 0	0- 0				

RPI 1-25			RPI 26-50			RPI 51-100			RPI 101+			Team's RPI: 321		
RPI	S	Opponent	Score	RPI	S	Opponent	Score	RPI	S	Opponent	Score			
								98	N	New Mexico St.	51	70		
										128	H	Central Ark.	55	66
										134	A	Northwestern St.	43	60
										160	A	Fordham	49	67
										170	A	McNeese St.	51	72
										171	H	East Carolina	46	82
										187	H	UTRGV	49	46
										193	H	UNLV	51	65
										194	H	Cal Poly	45	56
										233	A	Texas Southern	43	51
										234	H	Houston Baptist	59	73
										237	H	Stephen F. Austin	66	71
										240	H	Sam Houston St.	81	71
										245	H	Rice	60	55
										256	H	Houston	73	76
										280	A	Lamar	70	75
										305	H	Southeastern La.	69	67
										309	H	Nicholls St.	62	64
										322	A	Incarnate Word	57	56
										340	A	New Orleans	75	64
										340	H	New Orleans	73	59
LAST 12 Division I GAMES:														
				340	A	New Orleans	75	64		305	H	Southeastern La.	69	67
				240	H	Sam Houston St.	81	71		309	H	Nicholls St.	62	64
				234	H	Houston Baptist	59	73		134	A	Northwestern St.	43	60
				237	H	Stephen F. Austin	66	71		170	A	McNeese St.	51	72
				322	A	Incarnate Word	57	56		280	A	Lamar	70	75
				340	H	New Orleans	73	59		128	H	Central Ark.	55	66

Non-Div I Games: Western N.M. 57 42 Angelo St. 80 85

A&M-Corpus Christi

Loss, Non-Conf, S Site, H Home A Away N Neutral

Division I				Through Games of Feb. 11, 2010						
Average RPI Win:	219	WON-LOST	WINNING	LAST 10	STRENGTH OF	OPP. STRENGTH	TEAM	ADJ.	CONF.	ADJ CONF.
Average RPI Loss:	153	RECORD	PCT. RANK	GAMES	SCHEDULE	OF SCHEDULE	RPI	RPI	RPI	RPI
DIV. I ONLY	16- 3	16	9- 1	239	239	63	63	27	27	
DIV. I NON-CONF.	5- 2	86	0- 0	92	120	37	37	26	26	
TOTALS	RPI 1-25	RPI 26-50	W-L RECORDS	RPI 51-100	RPI 101-150	RPI 150+				
16- 3	0- 0	0- 1	OVERALL	0- 0	4- 1	12- 1				
6- 0	0- 0	0- 0	HOME	0- 0	1- 0	5- 0				
8- 3	0- 0	0- 1	AWAY	0- 0	2- 1	6- 1				
2- 0	0- 0	0- 0	NEUTRAL	0- 0	1- 0	1- 0				
5- 2	0- 0	0- 1	NON-CONFERENCE	0- 0	2- 1	3- 0				
1- 0	0- 0	0- 0	HOME	0- 0	0- 0	1- 0				
2- 2	0- 0	0- 1	AWAY	0- 0	1- 1	1- 0				
2- 0	0- 0	0- 0	NEUTRAL	0- 0	1- 0	1- 0				
11- 1	0- 0	0- 0	CONFERENCE	0- 0	2- 0	9- 1				
5- 0	0- 0	0- 0	HOME	0- 0	1- 0	4- 0				
6- 1	0- 0	0- 0	AWAY	0- 0	1- 0	5- 1				
0- 0	0- 0	0- 0	NEUTRAL	0- 0	0- 0	0- 0				

RPI 1-25				RPI 26-50				RPI 51-100				Team's RPI: 63				RPI 101+			
RPI	S	Opponent	Score	RPI	S	Opponent	Score	RPI	S	Opponent	Score	RPI	S	Opponent	Score	RPI	S	Opponent	Score
				46	A	Kansas St.	45 76									111	N	Eastern Mich.	83 59
																128	A	Central Ark.	61 49
																133	A	Texas Tech	65 71
																134	H	Northwestern St.	67 46
																147	A	Idaho	71 59
																170	H	McNeese St.	79 62
																188	A	Eastern Wash.	72 60
																224	H	UTSA	79 60
																229	N	Grand Canyon	75 71
																234	H	Houston Baptist	77 60
																237	A	Stephen F. Austin	85 70
																240	A	Sam Houston St.	87 76
																240	H	Sam Houston St.	67 55
																280	A	Lamar	54 63
																280	H	Lamar	90 62
																305	A	Southeastern La.	88 72
																309	A	Nicholls St.	71 68
																322	A	Incarnate Word	86 71
LAST 12 Division I GAMES:																			
				240	H	Sam Houston St.	67 55					240	A	Sam Houston St.	87 76				
				305	A	Southeastern La.	88 72					237	A	Stephen F. Austin	85 70				
				280	A	Lamar	54 63					170	H	McNeese St.	79 62				
				280	H	Lamar	90 62					309	A	Nicholls St.	71 68				
				234	H	Houston Baptist	77 60					134	H	Northwestern St.	67 46				
				322	A	Incarnate Word	86 71					128	A	Central Ark.	61 49				

Non-Div I Games:	Southwest (NM)	91	39	Schreiner	79	51	Wayland Baptist	96	71	Missouri Valley	96	35
------------------	----------------	----	----	-----------	----	----	-----------------	----	----	-----------------	----	----

Abilene Christian

■ Loss, ■ Non-Conf, S Site, H Home A Away N Neutral

Average RPI Win: 327	WON-LOST	WINNING	LAST 10	STRENGTH OF	OPP. STRENGTH	TEAM	ADJ.	CONF.	ADJ CONF.
Average RPI Loss: 187	RECORD	PCT. RANK	GAMES	SCHEDULE	OF SCHEDULE	RPI	RPI	RPI	RPI
DIV. I ONLY	1- 22	349	1- 9	256	224	341	341	20	20
DIV. I NON-CONF.	0- 11	338	0- 0	232	230	342	342	20	20
TOTALS	RPI 1-25	RPI 26-50	W-L RECORDS	RPI 51-100	RPI 101-150	RPI 150+			
1- 22	0- 0	0- 1	OVERALL	0- 3	0- 3	1- 15			
1- 8	0- 0	0- 0	HOME	0- 0	0- 1	1- 7			
0- 14	0- 0	0- 1	AWAY	0- 3	0- 2	0- 8			
0- 0	0- 0	0- 0	NEUTRAL	0- 0	0- 0	0- 0			
0- 11	0- 0	0- 0	NON-CONFERENCE	0- 3	0- 1	0- 7			
0- 3	0- 0	0- 0	HOME	0- 0	0- 1	0- 2			
0- 8	0- 0	0- 0	AWAY	0- 3	0- 0	0- 5			
0- 0	0- 0	0- 0	NEUTRAL	0- 0	0- 0	0- 0			
1- 11	0- 0	0- 1	CONFERENCE	0- 0	0- 2	1- 8			
1- 5	0- 0	0- 0	HOME	0- 0	0- 0	1- 5			
0- 6	0- 0	0- 1	AWAY	0- 0	0- 2	0- 3			
0- 0	0- 0	0- 0	NEUTRAL	0- 0	0- 0	0- 0			

RPI S	Opponent	Score	RPI S	Opponent	Score	RPI S	Opponent	Score	RPI S	Opponent	Score	Team's RPI: 341
			50 A	Colorado St.	47 71	54 A	Santa Clara	34 68	111 H	Eastern Mich.	59 72	
						66 A	Vanderbilt	29 86	125 A	Boise St.	48 61	
						87 A	Gonzaga	35 88	138 A	Fresno St.	46 70	
									176 A	George Mason	52 69	
									181 H	New Mexico	33 63	
									185 A	UC Davis	40 66	
									188 A	Eastern Wash.	44 65	
									193 H	UNLV	56 60	
									203 A	San Jose St.	60 81	
									203 H	San Jose St.	49 72	
									211 H	Utah St.	53 66	
									229 H	Grand Canyon	39 73	
									250 A	Wyoming	56 84	
									250 H	Wyoming	45 67	
									254 A	Navy	46 64	
									306 H	Denver	48 57	
									327 A	Nevada	57 68	
									327 H	Nevada	59 53	
									331 A	Southern Utah	56 75	
LAST 12 Division I GAMES:												
327 H	Nevada	59 53	50 A	Colorado St.	47 71	193 H	UNLV	56 60				
125 A	Boise St.	48 61	211 H	Utah St.	53 66	327 A	Nevada	57 68				
250 A	Wyoming	56 84	250 H	Wyoming	45 67	203 A	San Jose St.	60 81				
203 H	San Jose St.	49 72										
181 H	New Mexico	33 63										
138 A	Fresno St.	46 70										

Non-Div I Games:

Air Force

■ Loss,
 ■ Non-Conf,
 ■ S Site,
 ■ H Home
 ■ A Away
 N Neutral

Average RPI Win: 184	WON-LOST	WINNING	LAST 10	STRENGTH OF	OPP. STRENGTH	TEAM	ADJ.	CONF.	ADJ CONF.
Average RPI Loss: 107	RECORD	PCT. RANK	GAMES	SCHEDULE	OF SCHEDULE	RPI	RPI	RPI	RPI
DIV. I ONLY	11- 10	156	6- 4	80	119	110	110	12	12
DIV. I NON-CONF.	5- 5	160	1- 0	188	106	160	160	13	13
TOTALS	RPI 1-25	RPI 26-50	W-L RECORDS	RPI 51-100	RPI 101-150	RPI 150+			
11- 10	0- 0	0- 1	OVERALL	0- 5	6- 1	5- 3			
6- 3	0- 0	0- 0	HOME	0- 2	3- 0	3- 1			
5- 5	0- 0	0- 1	AWAY	0- 3	3- 0	2- 1			
0- 2	0- 0	0- 0	NEUTRAL	0- 0	0- 1	0- 1			
5- 5	0- 0	0- 0	NON-CONFERENCE	0- 2	2- 1	3- 2			
3- 1	0- 0	0- 0	HOME	0- 1	1- 0	2- 0			
2- 2	0- 0	0- 0	AWAY	0- 1	1- 0	1- 1			
0- 2	0- 0	0- 0	NEUTRAL	0- 0	0- 1	0- 1			
6- 5	0- 0	0- 1	CONFERENCE	0- 3	4- 0	2- 1			
3- 2	0- 0	0- 0	HOME	0- 1	2- 0	1- 1			
3- 3	0- 0	0- 1	AWAY	0- 2	2- 0	1- 0			
0- 0	0- 0	0- 0	NEUTRAL	0- 0	0- 0	0- 0			

RPI 1-25			RPI 26-50			RPI 51-100			RPI 101+			Team's RPI: 110
RPI	S	Opponent	Score	RPI	S	Opponent	Score	RPI	S	Opponent	Score	
				32	A	Ohio	55 75	64	A	Ball St.	71 78	108 H Toledo 81 71
								65	H	FGCU	64 82	111 A Eastern Mich. 68 65
								69	A	Central Mich.	60 81	111 H Eastern Mich. 75 72
								69	H	Central Mich.	77 97	116 H Youngstown St. 74 49
								71	A	San Diego	65 86	127 N UNI 51 59
												137 A Buffalo 69 61
												145 A Northern Ky. 77 75
												155 N Northern Colo. 65 78
												173 A Fla. Atlantic 77 91
												223 A Valparaiso 85 74
												239 A Bowling Green 71 55
												246 H Northern Ill. 58 65
												260 H Miami (OH) 77 65
												262 H UCF 74 54
												313 H Winthrop 76 59
LAST 12 Division I GAMES:												
260	H	Miami (OH)	77 65	137	A	Buffalo	69 61					
64	A	Ball St.	71 78	239	A	Bowling Green	71 55					
111	H	Eastern Mich.	75 72	69	H	Central Mich.	77 97					
32	A	Ohio	55 75	111	A	Eastern Mich.	68 65					
69	A	Central Mich.	60 81	246	H	Northern Ill.	58 65					
108	H	Toledo	81 71	116	H	Youngstown St.	74 49					

Non-Div I Games: Rochester College 103 37

Akron

■ Loss,
 ■ Non-Conf, S Site,
 ■ Home
 ■ Away
 N Neutral

Alabama

Through Games Of Feb. 11, 2016

Average RPI Win:	222	WON-LOST	WINNING	LAST 10	STRENGTH OF	OPP. STRENGTH	TEAM	ADJ.	CONF.	ADJ CONF.
Average RPI Loss:	46	RECORD	PCT. RANK	GAMES	SCHEDULE	OF SCHEDULE	RPI	RPI	RPI	RPI
DIV. I ONLY	14- 11	137	2- 8	159	72	151	151	2	2	
DIV. I NON-CONF.	11- 2	28	0- 0	329	287	139	139	2	2	
TOTALS	RPI 1-25	RPI 26-50	W-L RECORDS	RPI 51-100	RPI 101-150	RPI 150+				
14- 11	0- 4	1- 1	OVERALL	1- 6	2- 0	10- 0				
12- 3	0- 1	1- 0	HOME	0- 2	2- 0	9- 0				
0- 8	0- 3	0- 1	AWAY	0- 4	0- 0	0- 0				
2- 0	0- 0	0- 0	NEUTRAL	1- 0	0- 0	1- 0				
11- 2	0- 0	0- 0	NON-CONFERENCE	1- 2	1- 0	9- 0				
9- 0	0- 0	0- 0	HOME	0- 0	1- 0	8- 0				
0- 2	0- 0	0- 0	AWAY	0- 2	0- 0	0- 0				
2- 0	0- 0	0- 0	NEUTRAL	1- 0	0- 0	1- 0				
3- 9	0- 4	1- 1	CONFERENCE	0- 4	1- 0	1- 0				
3- 3	0- 1	1- 0	HOME	0- 2	1- 0	1- 0				
0- 6	0- 3	0- 1	AWAY	0- 2	0- 0	0- 0				
0- 0	0- 0	0- 0	NEUTRAL	0- 0	0- 0	0- 0				

RPI 1-25				RPI 26-50				RPI 51-100				RPI 101+ Team's RPI: 151			
RPI	S	Opponent	Score	RPI	S	Opponent	Score	RPI	S	Opponent	Score	RPI	S	Opponent	Score
12	A	Tennessee	42 70	29	H	Georgia	64 50	55	A	Auburn	59 72	105	H	Georgetown	78 66
15	H	Texas A&M	56 59	33	A	Missouri	52 63	55	H	Auburn	55 59	121	H	LSU	62 45
19	A	Florida	72 80					66	A	Vanderbilt	52 67	157	H	Ole Miss	48 37
22	A	Kentucky	48 73					66	H	Vanderbilt	48 54	220	N	Utah Valley	67 60
								78	N	Middle Tenn.	64 46	230	H	Grambling	72 57
								80	A	Georgia Tech	58 70	244	H	Appalachian St.	93 59
								86	A	UT Martin	65 83	268	H	Georgia St.	72 56
												302	H	North Florida	69 47
												320	H	Alcorn	97 50
												335	H	Lipscomb	68 49
												345	H	Alabama A&M	96 44
												347	H	Mississippi Val.	98 35
LAST 12 Division I GAMES:															
33	A	Missouri	52 63	19	A	Florida	72 80								
55	H	Auburn	55 59	29	H	Georgia	64 50								
157	H	Ole Miss	48 37	55	A	Auburn	59 72								
12	A	Tennessee	42 70	66	H	Vanderbilt	48 54								
15	H	Texas A&M	56 59	22	A	Kentucky	48 73								
66	A	Vanderbilt	52 67	121	H	LSU	62 45								

Non-Div I Games:

Alabama

■ Loss,
 ■ Non-Conf,
 ■ S Site,
 ■ H Home
 ■ A Away
 N Neutral

Average RPI Win:	343	WON-LOST	WINNING	LAST 10	STRENGTH OF	OPP. STRENGTH	TEAM	ADJ.	CONF.	ADJ CONF.
Average RPI Loss:	217	RECORD	PCT. RANK	GAMES	SCHEDULE	OF SCHEDULE	RPI	RPI	RPI	RPI
DIV. I ONLY	3- 17	329	3- 7	322	348	345	345	32	32	
DIV. I NON-CONF.	0- 9	338	0- 1	137	297	327	327	31	31	
TOTALS	RPI 1-25	RPI 26-50	W-L RECORDS	RPI 51-100	RPI 101-150	RPI 150+				
3- 17	0- 0	0- 0	OVERALL	0- 1	0- 3	3- 13				
2- 7	0- 0	0- 0	HOME	0- 1	0- 2	2- 4				
1- 10	0- 0	0- 0	AWAY	0- 0	0- 1	1- 9				
0- 0	0- 0	0- 0	NEUTRAL	0- 0	0- 0	0- 0				
0- 9	0- 0	0- 0	NON-CONFERENCE	0- 1	0- 3	0- 5				
0- 5	0- 0	0- 0	HOME	0- 1	0- 2	0- 2				
0- 4	0- 0	0- 0	AWAY	0- 0	0- 1	0- 3				
0- 0	0- 0	0- 0	NEUTRAL	0- 0	0- 0	0- 0				
3- 8	0- 0	0- 0	CONFERENCE	0- 0	0- 0	3- 8				
2- 2	0- 0	0- 0	HOME	0- 0	0- 0	2- 2				
1- 6	0- 0	0- 0	AWAY	0- 0	0- 0	1- 6				
0- 0	0- 0	0- 0	NEUTRAL	0- 0	0- 0	0- 0				

RPI 1-25				RPI 26-50				RPI 51-100				RPI 101+				Team's RPI: 345	
RPI	S	Opponent	Score	RPI	S	Opponent	Score	RPI	S	Opponent	Score	RPI	S	Opponent	Score		
								77	H	Saint Louis	60	91	107	H	Belmont	28	78
												122	H	Samford	30	54	
												135	A	Marshall	45	81	
												151	A	Alabama	44	96	
												157	A	Ole Miss	42	103	
												177	A	Southern U.	38	77	
												196	H	Southeast Mo. St.	58	69	
												230	A	Grambling	56	75	
												233	H	Texas Southern	38	57	
												271	H	Prairie View	52	67	
												276	H	Murray St.	59	76	
												284	A	Alabama St.	50	86	
												294	A	Morehead St.	69	112	
												320	A	Alcorn	52	68	
												328	A	Jackson St.	58	59	
												334	A	Ark.-Pine Bluff	60	69	
												334	H	Ark.-Pine Bluff	78	70	
												347	A	Mississippi Val.	84	74	
												347	H	Mississippi Val.	79	68	
LAST 12 Division I GAMES:																	
347	A	Mississippi Val.	84	74	284	A	Alabama St.	50	86								
334	A	Ark.-Pine Bluff	60	69	347	H	Mississippi Val.	79	68								
233	H	Texas Southern	38	57	334	H	Ark.-Pine Bluff	78	70								
271	H	Prairie View	52	67	328	A	Jackson St.	58	59								
177	A	Southern U.	38	77	230	A	Grambling	56	75								
320	A	Alcorn	52	68	157	A	Ole Miss	42	103								

Non-Div I Games: Tuskegee 66 55

Alabama A&M

■ Loss,
■ Non-Conf, S Site,
■ Home
■ Away
N Neutral

Average RPI Win: 293	WON-LOST	WINNING	LAST 10	STRENGTH OF	OPP. STRENGTH	TEAM	ADJ.	CONF.	ADJ CONF.
Average RPI Loss: 207	RECORD	PCT. RANK	GAMES	SCHEDULE	OF SCHEDULE	RPI	RPI	RPI	RPI
DIV. I ONLY	10- 9	155	9- 1	344	344	284	284	32	32
DIV. I NON-CONF.	1- 7	318	0- 0	280	233	338	338	31	31
TOTALS	RPI 1-25	RPI 26-50	W-L RECORDS	RPI 51-100	RPI 101-150	RPI 150+			
10- 9	0- 0	0- 0	OVERALL	0- 1	0- 1	10- 7			
5- 4	0- 0	0- 0	HOME	0- 0	0- 1	5- 3			
4- 4	0- 0	0- 0	AWAY	0- 1	0- 0	4- 3			
1- 1	0- 0	0- 0	NEUTRAL	0- 0	0- 0	1- 1			
1- 7	0- 0	0- 0	NON-CONFERENCE	0- 1	0- 1	1- 5			
0- 4	0- 0	0- 0	HOME	0- 0	0- 1	0- 3			
0- 2	0- 0	0- 0	AWAY	0- 1	0- 0	0- 1			
1- 1	0- 0	0- 0	NEUTRAL	0- 0	0- 0	1- 1			
9- 2	0- 0	0- 0	CONFERENCE	0- 0	0- 0	9- 2			
5- 0	0- 0	0- 0	HOME	0- 0	0- 0	5- 0			
4- 2	0- 0	0- 0	AWAY	0- 0	0- 0	4- 2			
0- 0	0- 0	0- 0	NEUTRAL	0- 0	0- 0	0- 0			

RPI 1-25			RPI 26-50			RPI 51-100			RPI 101+			Team's RPI: 284
RPI	S	Opponent	Score	RPI	S	Opponent	Score	RPI	S	Opponent	Score	
						80 A Georgia Tech	54 80			122 H Samford	35 54	
										152 A Southern Miss.	44 65	
										177 A Southern U.	60 59	
										186 H Troy	59 73	
										205 H South Ala.	43 47	
										221 N Siena	57 53	
										230 A Grambling	69 89	
										233 H Texas Southern	57 51	
										266 N Tennessee St.	64 74	
										271 H Prairie View	65 54	
										297 H Savannah St.	49 60	
										320 A Alcorn	52 51	
										328 A Jackson St.	69 70	
										334 A Ark.-Pine Bluff	68 53	
										334 H Ark.-Pine Bluff	72 63	
										345 H Alabama A&M	86 50	
										347 A Mississippi Val.	79 51	
										347 H Mississippi Val.	100 50	
LAST 12 Division I GAMES:												
						334 A Ark.-Pine Bluff	68 53			345 H Alabama A&M	86 50	
						347 A Mississippi Val.	79 51			334 H Ark.-Pine Bluff	72 63	
						271 H Prairie View	65 54			347 H Mississippi Val.	100 50	
						233 H Texas Southern	57 51			230 A Grambling	69 89	
						320 A Alcorn	52 51			328 A Jackson St.	69 70	
						177 A Southern U.	60 59			122 H Samford	35 54	

Non-Div I Games: Mobile 71 56

Alabama St.

■ Loss,
 ■ Non-Conf,
 ■ S Site,
 ■ Home
 ■ A Away
 N Neutral

Average RPI Win:	213	WON-LOST	WINNING	LAST 10	STRENGTH OF	OPP. STRENGTH	TEAM	ADJ.	CONF.	ADJ CONF.
Average RPI Loss:	36	RECORD	PCT. RANK	GAMES	SCHEDULE	OF SCHEDULE	RPI	RPI	RPI	RPI
DIV. I ONLY	21- 3	11	10- 0	213	175	52	52	15	15	
DIV. I NON-CONF.	9- 3	69	0- 0	179	117	55	55	18	18	
TOTALS	RPI 1-25	RPI 26-50	W-L RECORDS	RPI 51-100	RPI 101-150	RPI 150+				
21- 3	0- 2	0- 0	OVERALL	1- 1	3- 0	17- 0				
9- 0	0- 0	0- 0	HOME	1- 0	2- 0	6- 0				
10- 3	0- 2	0- 0	AWAY	0- 1	0- 0	10- 0				
2- 0	0- 0	0- 0	NEUTRAL	0- 0	1- 0	1- 0				
9- 3	0- 2	0- 0	NON-CONFERENCE	0- 1	2- 0	7- 0				
3- 0	0- 0	0- 0	HOME	0- 0	1- 0	2- 0				
4- 3	0- 2	0- 0	AWAY	0- 1	0- 0	4- 0				
2- 0	0- 0	0- 0	NEUTRAL	0- 0	1- 0	1- 0				
12- 0	0- 0	0- 0	CONFERENCE	1- 0	1- 0	10- 0				
6- 0	0- 0	0- 0	HOME	1- 0	1- 0	4- 0				
6- 0	0- 0	0- 0	AWAY	0- 0	0- 0	6- 0				
0- 0	0- 0	0- 0	NEUTRAL	0- 0	0- 0	0- 0				

RPI 1-25				RPI 26-50				RPI 51-100 Team's RPI: 52				RPI 101+			
RPI	S	Opponent	Score	RPI	S	Opponent	Score	RPI	S	Opponent	Score	RPI	S	Opponent	Score
12	A	Tennessee	55 63					72	A	Army West Point	62 65	108	N	Toledo	63 55
25	A	Southern California	67 68					92	H	Maine	64 59	109	H	Yale	74 70
												124	H	Stony Brook	73 54
												169	A	UMBC	77 42
												169	H	UMBC	63 39
												182	A	Rhode Island	67 58
												185	N	UC Davis	80 70
												206	A	Hartford	78 41
												210	A	Fairfield	62 50
												221	A	Siena	61 42
												228	A	Binghamton	59 47
												228	H	Binghamton	64 58
												248	H	Providence	71 58
												253	H	Pepperdine	64 49
												258	A	New Hampshire	78 52
												258	H	New Hampshire	85 48
												286	A	Vermont	75 40
												286	H	Vermont	72 43
												315	A	UMass Lowell	85 55
												348	A	Boston U.	83 43
LAST 12 Division I GAMES:															
258	H	New Hampshire	85 48	124	H	Stony Brook	73 54								
228	H	Binghamton	64 58	228	A	Binghamton	59 47								
286	A	Vermont	75 40	92	H	Maine	64 59								
169	H	UMBC	63 39	258	A	New Hampshire	78 52								
206	A	Hartford	78 41	286	H	Vermont	72 43								
315	A	UMass Lowell	85 55	169	A	UMBC	77 42								

Non-Div I Games:

Albany (NY)

■ Loss,
■ Non-Conf, S Site,
■ Home
■ Away
N Neutral

Average RPI Win:	307	WON-LOST	WINNING	LAST 10	STRENGTH OF	OPP. STRENGTH	TEAM	ADJ.	CONF.	ADJ CONF.
Average RPI Loss:	204	RECORD	PCT. RANK	GAMES	SCHEDULE	OF SCHEDULE	RPI	RPI	RPI	RPI
DIV. I ONLY	3- 16	327	3- 7	264	345	320	320	32	32	
DIV. I NON-CONF.	0- 8	338	0- 1	45	195	285	285	31	31	
TOTALS	RPI 1-25	RPI 26-50	W-L RECORDS	RPI 51-100	RPI 101-150	RPI 150+				
3- 16	0- 0	0- 1	OVERALL	0- 2	0- 2	3- 11				
1- 3	0- 0	0- 0	HOME	0- 0	0- 0	1- 3				
2- 13	0- 0	0- 0	AWAY	0- 1	0- 1	2- 6				
0- 0	0- 0	0- 0	NEUTRAL	0- 0	0- 0	0- 0				
0- 8	0- 0	0- 1	NON-CONFERENCE	0- 2	0- 2	0- 3				
0- 0	0- 0	0- 0	HOME	0- 0	0- 0	0- 0				
0- 8	0- 0	0- 1	AWAY	0- 2	0- 2	0- 3				
0- 0	0- 0	0- 0	NEUTRAL	0- 0	0- 0	0- 0				
3- 8	0- 0	0- 0	CONFERENCE	0- 0	0- 0	3- 8				
1- 3	0- 0	0- 0	HOME	0- 0	0- 0	1- 3				
2- 5	0- 0	0- 0	AWAY	0- 0	0- 0	2- 5				
0- 0	0- 0	0- 0	NEUTRAL	0- 0	0- 0	0- 0				

RPI 1-25				RPI 26-50				RPI 51-100				RPI 101+				Team's RPI: 320
RPI	S	Opponent	Score	RPI	S	Opponent	Score	RPI	S	Opponent	Score	RPI	S	Opponent	Score	
				44	A	Arkansas St.	50 82	89	A	Northwestern	47 91	128	A	Central Ark.	35 58	
								95	A	Iowa St.	41 91	132	A	La.-Lafayette	61 73	
												151	A	Alabama	50 97	
												171	A	East Carolina	58 87	
												177	A	Southern U.	57 66	
												230	A	Grambling	70 66	
												230	H	Grambling	76 85	
												233	A	Texas Southern	39 68	
												271	A	Prairie View	54 58	
												275	A	Jacksonville St.	65 67	
												284	H	Alabama St.	51 52	
												328	A	Jackson St.	65 79	
												328	H	Jackson St.	66 73	
												334	A	Ark.-Pine Bluff	69 71	
												345	H	Alabama A&M	68 52	
												347	A	Mississippi Val.	81 66	
LAST 12 Division I GAMES:																
				230	A	Grambling	70 66					347	A	Mississippi Val.	81 66	
				328	A	Jackson St.	65 79					230	H	Grambling	76 85	
				177	A	Southern U.	57 66					328	H	Jackson St.	66 73	
				284	H	Alabama St.	51 52					233	A	Texas Southern	39 68	
				345	H	Alabama A&M	68 52					271	A	Prairie View	54 58	
				334	A	Ark.-Pine Bluff	69 71					132	A	La.-Lafayette	61 73	

Non-Div I Games: Mt. Mercy 60 56 Delta St. 66 57

Alcorn

Loss, Non-Conf, S Site, H Home A Away N Neutral

Average RPI Win:	274	WON-LOST	WINNING	LAST 10	STRENGTH OF	OPP. STRENGTH	TEAM	ADJ.	CONF.	ADJ CONF.
Average RPI Loss:	151	RECORD	PCT. RANK	GAMES	SCHEDULE	OF SCHEDULE	RPI	RPI	RPI	RPI
DIV. I ONLY	6- 17	287	3- 7	142	283	265	265	28	28	
DIV. I NON-CONF.	2- 9	296	0- 0	30	202	204	204	28	28	
TOTALS	RPI 1-25	RPI 26-50	W-L RECORDS	RPI 51-100	RPI 101-150	RPI 150+				
6- 17	0- 0	0- 2	OVERALL	0- 6	0- 2	6- 7				
3- 7	0- 0	0- 0	HOME	0- 4	0- 1	3- 2				
3- 10	0- 0	0- 2	AWAY	0- 2	0- 1	3- 5				
0- 0	0- 0	0- 0	NEUTRAL	0- 0	0- 0	0- 0				
2- 9	0- 0	0- 2	NON-CONFERENCE	0- 3	0- 2	2- 2				
1- 3	0- 0	0- 0	HOME	0- 2	0- 1	1- 0				
1- 6	0- 0	0- 2	AWAY	0- 1	0- 1	1- 2				
0- 0	0- 0	0- 0	NEUTRAL	0- 0	0- 0	0- 0				
4- 8	0- 0	0- 0	CONFERENCE	0- 3	0- 0	4- 5				
2- 4	0- 0	0- 0	HOME	0- 2	0- 0	2- 2				
2- 4	0- 0	0- 0	AWAY	0- 1	0- 0	2- 3				
0- 0	0- 0	0- 0	NEUTRAL	0- 0	0- 0	0- 0				

RPI S	Opponent	Score	RPI S	Opponent	Score	RPI S	Opponent	Score	RPI S	Opponent	Score	Team's RPI: 265
37	A George Washington	48 78	45	A Princeton	34 72	51	A James Madison	45 74	123	H Wake Forest	70 71	
						67	H Elon	54 62	146	A Pittsburgh	58 76	
						72	H Army West Point	42 52	169	A UMBC	46 47	
						76	H Hofstra	51 60	197	A William & Mary	51 62	
						91	A Bucknell	54 60	204	A Lehigh	59 55	
						91	H Bucknell	60 66	204	H Lehigh	52 61	
									232	H Manhattan	52 48	
									255	A Loyola Maryland	46 52	
									263	A Holy Cross	54 59	
									269	A Dartmouth	45 41	
									296	A Colgate	49 37	
									296	H Colgate	64 56	
									330	H Lafayette	51 60	
									348	A Boston U.	59 63	
									348	H Boston U.	79 33	
LAST 12 Division I GAMES:												
348	H Boston U.	79 33	72	H Army West Point	42 52							
204	H Lehigh	52 61	348	A Boston U.	59 63							
91	A Bucknell	54 60	204	A Lehigh	59 55							
296	H Colgate	64 56	91	H Bucknell	60 66							
263	A Holy Cross	54 59	296	A Colgate	49 37							
330	H Lafayette	51 60	255	A Loyola Maryland	46 52							

Non-Div I Games:

American

■ Loss,
 ■ Non-Conf,
 ■ S Site,
 ■ H Home
 ■ A Away
 N Neutral

Appalachian St.

Through Games Of Feb. 11, 2016

Average RPI Win:	209	WON-LOST	WINNING	LAST 10	STRENGTH OF	OPP. STRENGTH	TEAM	ADJ.	CONF.	ADJ CONF.
Average RPI Loss:	168	RECORD	PCT. RANK	GAMES	SCHEDULE	OF SCHEDULE	RPI	RPI	RPI	RPI
DIV. I ONLY	8- 14	246	4- 6	180	215	244	244	16	16	
DIV. I NON-CONF.	3- 6	234	0- 0	178	193	257	257	14	14	
TOTALS	RPI 1-25	RPI 26-50	W-L RECORDS	RPI 51-100	RPI 101-150	RPI 150+				
8- 14	0- 0	0- 1	OVERALL	0- 1	2- 4	6- 8				
6- 4	0- 0	0- 0	HOME	0- 0	2- 2	4- 2				
2- 8	0- 0	0- 1	AWAY	0- 0	0- 2	2- 5				
0- 2	0- 0	0- 0	NEUTRAL	0- 1	0- 0	0- 1				
3- 6	0- 0	0- 0	NON-CONFERENCE	0- 1	1- 2	2- 3				
3- 1	0- 0	0- 0	HOME	0- 0	1- 1	2- 0				
0- 3	0- 0	0- 0	AWAY	0- 0	0- 1	0- 2				
0- 2	0- 0	0- 0	NEUTRAL	0- 1	0- 0	0- 1				
5- 8	0- 0	0- 1	CONFERENCE	0- 0	1- 2	4- 5				
3- 3	0- 0	0- 0	HOME	0- 0	1- 1	2- 2				
2- 5	0- 0	0- 1	AWAY	0- 0	0- 1	2- 3				
0- 0	0- 0	0- 0	NEUTRAL	0- 0	0- 0	0- 0				

RPI 1-25			RPI 26-50			RPI 51-100			RPI 101+			Team's RPI: 244
RPI	S	Opponent	Score	RPI	S	Opponent	Score	RPI	S	Opponent	Score	
				44	A	Arkansas St.	60 83	82	N	South Dakota	60 87	
								102	H	Liberty	68 74	
								103	A	North Carolina	59 68	
								132	A	La.-Lafayette	51 60	
								132	H	La.-Lafayette	76 59	
								140	H	Texas-Arlington	45 76	
								143	H	ETSU	70 52	
								151	A	Alabama	59 93	
								163	A	Little Rock	50 67	
								179	A	Col. of Charleston	50 60	
								186	A	Troy	96 81	
								202	A	Texas St.	76 87	
								202	H	Texas St.	90 71	
								205	A	South Ala.	55 71	
								214	H	Furman	92 78	
								222	H	Richmond	73 59	
								268	H	Georgia St.	75 80	
								270	H	Ga. Southern	50 65	
								288	A	La.-Monroe	57 54	
								288	H	La.-Monroe	64 52	
								307	N	Delaware St.	69 76	
LAST 12 Division I GAMES:												
202	A	Texas St.	76 87	268	H	Georgia St.	75 80					
288	H	La.-Monroe	64 52	44	A	Arkansas St.	60 83					
132	H	La.-Lafayette	76 59	163	A	Little Rock	50 67					
205	A	South Ala.	55 71	202	H	Texas St.	90 71					
186	A	Troy	96 81	140	H	Texas-Arlington	45 76					
270	H	Ga. Southern	50 65	132	A	La.-Lafayette	51 60					

Non-Div I Games:

Appalachian St.

■ Loss,
 ■ Non-Conf,
 ■ S Site,
 ■ H Home
 ■ A Away
 N Neutral

Arizona

Through Games Of Feb. 11, 2016

Average RPI Win:	174	WON-LOST	WINNING	LAST 10	STRENGTH OF	OPP. STRENGTH	TEAM	ADJ.	CONF.	ADJ CONF.
Average RPI Loss:	46	RECORD	PCT. RANK	GAMES	SCHEDULE	OF SCHEDULE	RPI	RPI	RPI	RPI
DIV. I ONLY	11- 13	196	1- 9	30	30	106	106	1	1	
DIV. I NON-CONF.	9- 3	69	0- 0	113	172	69	69	1	1	
TOTALS	RPI 1-25	RPI 26-50	W-L RECORDS	RPI 51-100	RPI 101-150	RPI 150+				
11- 13	0- 6	0- 1	OVERALL	2- 5	1- 0	8- 1				
8- 5	0- 4	0- 0	HOME	2- 1	0- 0	6- 0				
2- 6	0- 0	0- 0	AWAY	0- 0	1- 0	1- 0				
1- 2	0- 0	0- 0	NEUTRAL	0- 1	0- 0	1- 1				
9- 3	0- 0	0- 0	NON-CONFERENCE	1- 2	1- 0	7- 1				
6- 0	0- 0	0- 0	HOME	1- 0	0- 0	5- 0				
2- 1	0- 0	0- 0	AWAY	0- 1	1- 0	1- 0				
1- 2	0- 0	0- 0	NEUTRAL	0- 1	0- 0	1- 1				
2- 10	0- 6	0- 1	CONFERENCE	1- 3	0- 0	1- 0				
2- 5	0- 4	0- 0	HOME	1- 1	0- 0	1- 0				
0- 5	0- 2	0- 1	AWAY	0- 2	0- 0	0- 0				
0- 0	0- 0	0- 0	NEUTRAL	0- 0	0- 0	0- 0				

RPI S	Opponent	Score	RPI S	Opponent	Score	RPI S	Opponent	Score	RPI S	Opponent	Score	Team's RPI: 106
6	H Stanford	34 59	38	A Washington	47 63	61	A Oregon	54 76	108	A Toledo	62 59	
7	A Oregon St.	43 71				65	N FGCU	55 57	158	N SMU	46 58	
9	A Arizona St.	49 61				68	A Washington St.	46 67	164	H Pacific	69 56	
9	H Arizona St.	47 62				70	H Utah	55 60	168	H Louisiana Tech	77 67	
10	H UCLA	39 73				71	A San Diego	54 59	176	H George Mason	68 60	
25	H Southern California	57 67				73	H California	57 52	180	H Colorado	63 52	
						98	H New Mexico St.	68 64	190	H Kansas	67 52	
									212	A North Texas	51 44	
									225	N Gardner-Webb	79 60	
									323	H Howard	65 28	
LAST 12 Division I GAMES:												
10	H UCLA	39 73	180	H Colorado	63 52							
25	H Southern California	57 67	70	H Utah	55 60							
61	A Oregon	54 76	38	A Washington	47 63							
7	A Oregon St.	43 71	68	A Washington St.	46 67							
9	H Arizona St.	47 62	73	H California	57 52							
9	A Arizona St.	49 61	6	H Stanford	34 59							

Non-Div I Games:

Arizona

Loss, Non-Conf, S Site, H Home A Away N Neutral

Average RPI Win:	106	WON-LOST	WINNING	LAST 10	STRENGTH OF	OPP. STRENGTH	TEAM	ADJ.	CONF.	ADJ CONF.
Average RPI Loss:	32	RECORD	PCT. RANK	GAMES	SCHEDULE	OF SCHEDULE	RPI	RPI	RPI	RPI
DIV. I ONLY	20- 4	18	9- 1	15	10	9	9	1	1	
DIV. I NON-CONF.	9- 3	69	0- 0	28	38	28	28	1	1	
TOTALS	RPI 1-25	RPI 26-50	W-L RECORDS	RPI 51-100	RPI 101-150	RPI 150+				
20- 4	5- 3	1- 0	OVERALL	5- 1	3- 0	6- 0				
11- 2	4- 1	0- 0	HOME	3- 1	1- 0	3- 0				
8- 1	1- 1	1- 0	AWAY	2- 0	2- 0	2- 0				
1- 1	0- 1	0- 0	NEUTRAL	0- 0	0- 0	1- 0				
9- 3	2- 2	0- 0	NON-CONFERENCE	1- 1	1- 0	5- 0				
4- 2	1- 1	0- 0	HOME	1- 1	0- 0	2- 0				
4- 0	1- 0	0- 0	AWAY	0- 0	1- 0	2- 0				
1- 1	0- 1	0- 0	NEUTRAL	0- 0	0- 0	1- 0				
11- 1	3- 1	1- 0	CONFERENCE	4- 0	2- 0	1- 0				
7- 0	3- 0	0- 0	HOME	2- 0	1- 0	1- 0				
4- 1	0- 1	1- 0	AWAY	2- 0	1- 0	0- 0				
0- 0	0- 0	0- 0	NEUTRAL	0- 0	0- 0	0- 0				

RPI 1-25				RPI 26-50				RPI 51-100				RPI 101+			
RPI	S	Opponent	Score	RPI	S	Opponent	Score	RPI	S	Opponent	Score	RPI	S	Opponent	Score
3	N	South Carolina	58 60	38	A	Washington	68 61	61	A	Oregon	63 58	106	A	Arizona	62 47
6	H	Stanford	49 31					68	A	Washington St.	63 45	106	H	Arizona	61 49
7	A	Oregon St.	44 67					70	H	Utah	80 60	129	A	Hawaii	75 49
10	H	UCLA	65 61					73	H	California	57 49	158	A	SMU	64 57
13	H	Florida St.	68 56					85	H	Marquette	90 80	180	H	Colorado	64 37
22	H	Kentucky	64 68					97	H	VCU	48 57	206	A	Hartford	60 29
24	A	Syracuse	61 54									231	H	Columbia	70 49
25	H	Southern California	69 68									243	N	CSU Bakersfield	60 47
												285	H	CSUN	69 46
LAST 12 Division I GAMES:															
25	H	Southern California	69 68	70	H	Utah	80 60								
10	H	UCLA	65 61	180	H	Colorado	64 37								
7	A	Oregon St.	44 67	68	A	Washington St.	63 45								
61	A	Oregon	63 58	38	A	Washington	68 61								
106	A	Arizona	62 47	6	H	Stanford	49 31								
106	H	Arizona	61 49	73	H	California	57 49								

Non-Div I Games:

Arizona St.

■ Loss,
■ Non-Conf, S Site,
■ Home
■ Away
N Neutral

Average RPI Win:	306	WON-LOST	WINNING	LAST 10	STRENGTH OF	OPP. STRENGTH	TEAM	ADJ.	CONF.	ADJ CONF.
Average RPI Loss:	192	RECORD	PCT. RANK	GAMES	SCHEDULE	OF SCHEDULE	RPI	RPI	RPI	RPI
DIV. I ONLY	4- 14	302	4- 6	309	311	334	334	32	32	
DIV. I NON-CONF.	0- 7	338	0- 1	100	19	294	294	31	31	
TOTALS	RPI 1-25	RPI 26-50	W-L RECORDS	RPI 51-100	RPI 101-150	RPI 150+				
4- 14	0- 0	0- 1	OVERALL	0- 2	0- 3	4- 8				
4- 2	0- 0	0- 0	HOME	0- 0	0- 0	4- 2				
0- 12	0- 0	0- 1	AWAY	0- 0	0- 3	0- 2				
0- 0	0- 0	0- 0	NEUTRAL	0- 0	0- 0	0- 0				
0- 7	0- 0	0- 1	NON-CONFERENCE	0- 2	0- 3	0- 1				
0- 0	0- 0	0- 0	HOME	0- 0	0- 0	0- 0				
0- 7	0- 0	0- 1	AWAY	0- 2	0- 3	0- 1				
0- 0	0- 0	0- 0	NEUTRAL	0- 0	0- 0	0- 0				
4- 7	0- 0	0- 0	CONFERENCE	0- 0	0- 0	4- 7				
4- 2	0- 0	0- 0	HOME	0- 0	0- 0	4- 2				
0- 5	0- 0	0- 0	AWAY	0- 0	0- 0	0- 5				
0- 0	0- 0	0- 0	NEUTRAL	0- 0	0- 0	0- 0				

RPI S	Opponent	Score	RPI S	Opponent	Score	RPI S	Opponent	Score	RPI S	Opponent	Score	Team's RPI: 334
33	A Missouri	34 85	75	A Nebraska	46 96	108	A Toledo	47 74				
			95	A Iowa St.	41 70	133	A Texas Tech	40 84				
						150	A UAB	32 82				
						157	A Ole Miss	45 80				
						177	H Southern U.	61 78				
						230	H Grambling	83 68				
						233	A Texas Southern	30 57				
						271	A Prairie View	55 70				
						284	A Alabama St.	63 72				
						284	H Alabama St.	53 68				
						320	H Alcorn	71 69				
						328	H Jackson St.	71 66				
						345	A Alabama A&M	70 78				
						345	H Alabama A&M	69 60				
						347	A Mississippi Val.	60 62				
LAST 12 Division I GAMES:												
284	H Alabama St.	53 68	320	H Alcorn	71 69							
345	H Alabama A&M	69 60	177	H Southern U.	61 78							
328	H Jackson St.	71 66	284	A Alabama St.	63 72							
230	H Grambling	83 68	345	A Alabama A&M	70 78							
233	A Texas Southern	30 57	347	A Mississippi Val.	60 62							
271	A Prairie View	55 70	108	A Toledo	47 74							

Non-Div I Games: Talladega 73 83 Philander Smith 63 51 Tougaloo 65 51 Talladega 68 55
Ark.-Pine Bluff

Arkansas

Through Games Of Feb. 11, 2016

Average RPI Win:	163	WON-LOST	WINNING	LAST 10	STRENGTH OF	OPP. STRENGTH	TEAM	ADJ.	CONF.	ADJ CONF.
Average RPI Loss:	60	RECORD	PCT. RANK	GAMES	SCHEDULE	OF SCHEDULE	RPI	RPI	RPI	RPI
DIV. I ONLY	10- 14	219	5- 5	39	31	130	130	2	2	
DIV. I NON-CONF.	5- 8	209	1- 0	198	125	252	252	2	2	

TOTALS	RPI 1-25	RPI 26-50	W-L RECORDS	RPI 51-100	RPI 101-150	RPI 150+				
10- 14	2- 7	1- 1	OVERALL	1- 3	2- 1	4- 2				
9- 4	2- 2	1- 0	HOME	1- 1	1- 0	4- 1				
1- 7	0- 3	0- 1	AWAY	0- 2	1- 0	0- 1				
0- 3	0- 2	0- 0	NEUTRAL	0- 0	0- 1	0- 0				
5- 8	0- 2	0- 1	NON-CONFERENCE	0- 2	1- 1	4- 2				
5- 2	0- 0	0- 0	HOME	0- 1	1- 0	4- 1				
0- 3	0- 0	0- 1	AWAY	0- 1	0- 0	0- 1				
0- 3	0- 2	0- 0	NEUTRAL	0- 0	0- 1	0- 0				
5- 6	2- 5	1- 0	CONFERENCE	1- 1	1- 0	0- 0				
4- 2	2- 2	1- 0	HOME	1- 0	0- 0	0- 0				
1- 4	0- 3	0- 0	AWAY	0- 1	1- 0	0- 0				
0- 0	0- 0	0- 0	NEUTRAL	0- 0	0- 0	0- 0				

RPI 1-25				RPI 26-50				RPI 51-100				RPI 101+ Team's RPI: 130			
RPI	S	Opponent	Score	RPI	S	Opponent	Score	RPI	S	Opponent	Score	RPI	S	Opponent	Score
3	A	South Carolina	32 85	33	H	Missouri	64 52	55	A	Auburn	60 71	121	A	LSU	48 44
7	N	Oregon St.	47 63	40	A	Rutgers	40 60	56	A	South Dakota St.	69 76	132	N	La.-Lafayette	59 67
8	N	Texas	50 61					66	H	Vanderbilt	57 56	148	H	Oral Roberts	65 50
12	A	Tennessee	57 75					88	H	Missouri St.	54 69	184	H	Tulsa	67 74
12	H	Tennessee	64 59									192	A	Butler	57 63
15	H	Texas A&M	67 61									240	H	Sam Houston St.	67 47
19	H	Florida	66 71									305	H	Southeastern La.	97 53
21	A	Mississippi St.	55 80									340	H	New Orleans	73 41
21	H	Mississippi St.	55 65									347	H	Mississippi Val.	86 46
LAST 12 Division I GAMES:															
66	H	Vanderbilt	57 56	33	H	Missouri	64 52	12	H	Tennessee	64 59				
12	A	Tennessee	57 75	21	A	Mississippi St.	55 80	15	H	Texas A&M	67 61				
21	H	Mississippi St.	55 65	3	A	South Carolina	32 85								
19	H	Florida	66 71	340	H	New Orleans	73 41								
55	A	Auburn	60 71												
121	A	LSU	48 44												

Non-Div I Games:

Arkansas

■ Loss,
■ Non-Conf, S Site,
■ Home
■ Away
N Neutral

Average RPI Win:	207	WON-LOST	WINNING	LAST 10	STRENGTH OF	OPP. STRENGTH	TEAM	ADJ.	CONF.	ADJ CONF.
Average RPI Loss:	50	RECORD	PCT. RANK	GAMES	SCHEDULE	OF SCHEDULE	RPI	RPI	RPI	RPI
DIV. I ONLY	19- 3	14	10- 0	154	198	44	44	16	16	
DIV. I NON-CONF.	6- 3	100	0- 0	134	161	68	68	14	14	
TOTALS	RPI 1-25	RPI 26-50	W-L RECORDS	RPI 51-100	RPI 101-150	RPI 150+				
19- 3	0- 1	0- 0	OVERALL	2- 2	3- 0	14- 0				
11- 0	0- 0	0- 0	HOME	0- 0	1- 0	10- 0				
8- 3	0- 1	0- 0	AWAY	2- 2	2- 0	4- 0				
0- 0	0- 0	0- 0	NEUTRAL	0- 0	0- 0	0- 0				
6- 3	0- 1	0- 0	NON-CONFERENCE	2- 2	0- 0	4- 0				
3- 0	0- 0	0- 0	HOME	0- 0	0- 0	3- 0				
3- 3	0- 1	0- 0	AWAY	2- 2	0- 0	1- 0				
0- 0	0- 0	0- 0	NEUTRAL	0- 0	0- 0	0- 0				
13- 0	0- 0	0- 0	CONFERENCE	0- 0	3- 0	10- 0				
8- 0	0- 0	0- 0	HOME	0- 0	1- 0	7- 0				
5- 0	0- 0	0- 0	AWAY	0- 0	2- 0	3- 0				
0- 0	0- 0	0- 0	NEUTRAL	0- 0	0- 0	0- 0				

RPI 1-25				RPI 26-50				Team's RPI: 44				RPI 51-100				RPI 101+			
RPI	S	Opponent	Score	RPI	S	Opponent	Score	RPI	S	Opponent	Score	RPI	S	Opponent	Score	RPI	S	Opponent	Score
19	A	Florida	72 76									57	A	Chattanooga	54 55	132	A	La.-Lafayette	74 62
												65	A	FGCU	62 48	132	H	La.-Lafayette	83 56
												75	A	Nebraska	71 79	140	A	Texas-Arlington	78 71
												86	A	UT Martin	76 74	163	H	Little Rock	66 53
																186	A	Troy	101 81
																186	H	Troy	94 80
																202	A	Texas St.	74 59
																205	A	South Ala.	66 53
																205	H	South Ala.	58 51
																244	H	Appalachian St.	83 60
																268	H	Georgia St.	75 54
																270	H	Ga. Southern	77 54
																272	A	Tennessee Tech	77 55
																281	H	Austin Peay	66 55
																288	H	La.-Monroe	66 43
																293	H	Wichita St.	67 40
																320	H	Alcorn	82 50
LAST 12 Division I GAMES:																			
132	A	La.-Lafayette	74 62	140	A	Texas-Arlington	78 71												
186	H	Troy	94 80	163	H	Little Rock	66 53												
205	H	South Ala.	58 51	244	H	Appalachian St.	83 60												
270	H	Ga. Southern	77 54	132	H	La.-Lafayette	83 56												
268	H	Georgia St.	75 54	288	H	La.-Monroe	66 43												
202	A	Texas St.	74 59	205	A	South Ala.	66 53												

Non-Div I Games:

Arkansas St.

■ Loss,
 ■ Non-Conf, S Site,
 ■ Home
 ■ Away
 N Neutral

Army West Point

Through Games Of Feb. 11, 2016

Average RPI Win: 243	WON-LOST	WINNING	LAST 10	STRENGTH OF	OPP. STRENGTH	TEAM	ADJ.	CONF.	ADJ CONF.
Average RPI Loss: 69	RECORD	PCT. RANK	GAMES	SCHEDULE	OF SCHEDULE	RPI	RPI	RPI	RPI
DIV. I ONLY	19- 2	8	10- 0	283	272	72	72	28	28
DIV. I NON-CONF.	8- 1	23	0- 0	271	237	78	78	28	28
TOTALS	RPI 1-25	RPI 26-50	W-L RECORDS	RPI 51-100	RPI 101-150	RPI 150+			
19- 2	0- 0	0- 1	OVERALL	2- 1	2- 0	15- 0			
11- 0	0- 0	0- 0	HOME	2- 0	1- 0	8- 0			
7- 2	0- 0	0- 1	AWAY	0- 1	1- 0	6- 0			
1- 0	0- 0	0- 0	NEUTRAL	0- 0	0- 0	1- 0			
8- 1	0- 0	0- 1	NON-CONFERENCE	1- 0	2- 0	5- 0			
5- 0	0- 0	0- 0	HOME	1- 0	1- 0	3- 0			
3- 1	0- 0	0- 1	AWAY	0- 0	1- 0	2- 0			
0- 0	0- 0	0- 0	NEUTRAL	0- 0	0- 0	0- 0			
11- 1	0- 0	0- 0	CONFERENCE	1- 1	0- 0	10- 0			
6- 0	0- 0	0- 0	HOME	1- 0	0- 0	5- 0			
4- 1	0- 0	0- 0	AWAY	0- 1	0- 0	4- 0			
1- 0	0- 0	0- 0	NEUTRAL	0- 0	0- 0	1- 0			

RPI 1-25			RPI 26-50			RPI 51-100			Team's RPI: 72			RPI 101+			
RPI	S	Opponent	Score	RPI	S	Opponent	Score	RPI	S	Opponent	Score	RPI	S	Opponent	Score
47	A	Duke	61 72	52	H	Albany (NY)	65 62	109	A	Yale	65 61				
				91	A	Bucknell	69 79	117	H	Quinnipiac	67 57				
				91	H	Bucknell	68 63	204	H	Lehigh	63 39				
								253	H	Pepperdine	63 53				
								254	N	Navy	75 38				
								255	A	Loyola Maryland	52 44				
								255	H	Loyola Maryland	70 37				
								263	H	Holy Cross	77 58				
								265	A	American	52 42				
								277	H	Central Conn. St.	81 52				
								291	H	Rider	57 42				
								296	A	Colgate	78 55				
								296	H	Colgate	67 55				
								330	A	Lafayette	78 45				
								330	H	Lafayette	84 57				
								343	A	NJIT	71 35				
								344	A	St. Francis Brooklyn	74 35				
LAST 12 Division I GAMES:															
296	A	Colgate	78 55	265	A	American	52 42								
255	A	Loyola Maryland	52 44	296	H	Colgate	67 55								
330	H	Lafayette	84 57	255	H	Loyola Maryland	70 37								
91	H	Bucknell	68 63	330	A	Lafayette	78 45								
254	N	Navy	75 38	91	A	Bucknell	69 79								
263	H	Holy Cross	77 58	204	H	Lehigh	63 39								

Non-Div I Games: Emerson 86 47

Army West Point

Loss, Non-Conf, S Site, H Home A Away N Neutral

Average RPI Win: 174	WON-LOST	WINNING	LAST 10	STRENGTH OF	OPP. STRENGTH	TEAM	ADJ.	CONF.	ADJ CONF.
Average RPI Loss: 42	RECORD	PCT. RANK	GAMES	SCHEDULE	OF SCHEDULE	RPI	RPI	RPI	RPI
DIV. I ONLY	17- 8	82	6- 4	96	38	55	55	2	2
DIV. I NON-CONF.	10- 3	61	0- 0	274	115	109	109	2	2
TOTALS	RPI 1-25	RPI 26-50	W-L RECORDS	RPI 51-100	RPI 101-150	RPI 150+			
17- 8	1- 4	0- 1	OVERALL	2- 3	4- 0	10- 0			
8- 2	1- 1	0- 0	HOME	1- 1	2- 0	4- 0			
6- 6	0- 3	0- 1	AWAY	0- 2	1- 0	5- 0			
3- 0	0- 0	0- 0	NEUTRAL	1- 0	1- 0	1- 0			
10- 3	0- 0	0- 0	NON-CONFERENCE	1- 3	2- 0	7- 0			
4- 1	0- 0	0- 0	HOME	0- 1	1- 0	3- 0			
3- 2	0- 0	0- 0	AWAY	0- 2	0- 0	3- 0			
3- 0	0- 0	0- 0	NEUTRAL	1- 0	1- 0	1- 0			
7- 5	1- 4	0- 1	CONFERENCE	1- 0	2- 0	3- 0			
4- 1	1- 1	0- 0	HOME	1- 0	1- 0	1- 0			
3- 4	0- 3	0- 1	AWAY	0- 0	1- 0	2- 0			
0- 0	0- 0	0- 0	NEUTRAL	0- 0	0- 0	0- 0			

RPI 1-25				RPI 26-50				RPI 51-100 Team's RPI: 55				RPI 101+			
RPI	S	Opponent	Score	RPI	S	Opponent	Score	RPI	S	Opponent	Score	RPI	S	Opponent	Score
3	H	South Carolina	58 74	29	A	Georgia	30 63	65	A	FGCU	45 52	121	A	LSU	63 53
12	A	Tennessee	52 79					66	H	Vanderbilt	53 45	125	N	Boise St.	55 53
21	A	Mississippi St.	45 60					81	N	Minnesota	81 79	130	H	Arkansas	71 60
22	A	Kentucky	47 54					85	A	Marquette	69 70	150	H	UAB	85 71
22	H	Kentucky	66 61					100	H	Virginia	52 69	151	A	Alabama	59 55
												151	H	Alabama	72 59
												157	A	Ole Miss	65 60
												171	H	East Carolina	83 69
												176	H	George Mason	88 59
												252	N	Coppin St.	69 54
												289	A	Towson	74 52
												297	A	Savannah St.	62 40
												305	A	Southeastern La.	80 68
												313	H	Winthrop	76 33
LAST 12 Division I GAMES:															
157	A	Ole Miss	65 60	3	H	South Carolina	58 74								
151	A	Alabama	59 55	22	A	Kentucky	47 54								
66	H	Vanderbilt	53 45	151	H	Alabama	72 59								
121	A	LSU	63 53	12	A	Tennessee	52 79								
29	A	Georgia	30 63	21	A	Mississippi St.	45 60								
130	H	Arkansas	71 60	22	H	Kentucky	66 61								

Non-Div I Games:

Auburn

■ Loss,
 ■ Non-Conf, S Site,
 ■ Home
 ■ Away
 N Neutral

Average RPI Win:	277	WON-LOST	WINNING	LAST 10	STRENGTH OF	OPP. STRENGTH	TEAM	ADJ.	CONF.	ADJ CONF.
Average RPI Loss:	148	RECORD	PCT. RANK	GAMES	SCHEDULE	OF SCHEDULE	RPI	RPI	RPI	RPI
DIV. I ONLY	5- 18	303	3- 7	164	209	281	281	24	24	
DIV. I NON-CONF.	0- 11	338	0- 0	27	105	267	267	23	23	
TOTALS	RPI 1-25	RPI 26-50	W-L RECORDS	RPI 51-100	RPI 101-150	RPI 150+				
5- 18	0- 0	0- 2	OVERALL	0- 6	0- 3	5- 7				
4- 3	0- 0	0- 0	HOME	0- 2	0- 0	4- 1				
1- 14	0- 0	0- 1	AWAY	0- 4	0- 3	1- 6				
0- 1	0- 0	0- 1	NEUTRAL	0- 0	0- 0	0- 0				
0- 11	0- 0	0- 2	NON-CONFERENCE	0- 5	0- 2	0- 2				
0- 2	0- 0	0- 0	HOME	0- 2	0- 0	0- 0				
0- 8	0- 0	0- 1	AWAY	0- 3	0- 2	0- 2				
0- 1	0- 0	0- 1	NEUTRAL	0- 0	0- 0	0- 0				
5- 7	0- 0	0- 0	CONFERENCE	0- 1	0- 1	5- 5				
4- 1	0- 0	0- 0	HOME	0- 0	0- 0	4- 1				
1- 6	0- 0	0- 0	AWAY	0- 1	0- 1	1- 4				
0- 0	0- 0	0- 0	NEUTRAL	0- 0	0- 0	0- 0				

RPI 1-25				RPI 26-50				RPI 51-100				RPI 101+				Team's RPI: 281
RPI	S	Opponent	Score	RPI	S	Opponent	Score	RPI	S	Opponent	Score	RPI	S	Opponent	Score	
				42	N	Indiana	58 90	58	A	Western Ky.	69 88	101	A	Wright St.	56 77	
				44	A	Arkansas St.	55 66	64	A	Ball St.	44 72	107	A	Belmont	82 88	
								66	A	Vanderbilt	56 73	143	A	ETSU	76 80	
								73	H	California	58 67	172	H	SIUE	61 72	
								78	H	Middle Tenn.	55 86	196	A	Southeast Mo. St.	69 71	
								86	A	UT Martin	51 75	207	H	Eastern Ky.	94 66	
												260	A	Miami (OH)	60 75	
												266	A	Tennessee St.	58 66	
												272	H	Tennessee Tech	91 75	
												275	H	Jacksonville St.	61 59	
												276	A	Murray St.	72 75	
												292	A	Kennesaw St.	65 73	
												294	A	Morehead St.	96 75	
												336	A	Eastern Ill.	56 64	
												336	H	Eastern Ill.	80 45	
LAST 12 Division I GAMES:																
				336	A	Eastern Ill.	56 64	294	A	Morehead St.	96 75					
				276	A	Murray St.	72 75	107	A	Belmont	82 88					
				86	A	UT Martin	51 75	266	A	Tennessee St.	58 66					
				196	A	Southeast Mo. St.	69 71	272	H	Tennessee Tech	91 75					
				172	H	SIUE	61 72	275	H	Jacksonville St.	61 59					
				336	H	Eastern Ill.	80 45	207	H	Eastern Ky.	94 66					

Non-Div I Games: Trevecca Nazarene 97 75 Christian Bros. 74 55

Austin Peay

■ Loss,
 ■ Non-Conf,
 ■ S Site,
 ■ H Home
 ■ A Away
 N Neutral

Average RPI Win:	152	WON-LOST	WINNING	LAST 10	STRENGTH OF	OPP. STRENGTH	TEAM	ADJ.	CONF.	ADJ CONF.
Average RPI Loss:	46	RECORD	PCT. RANK	GAMES	SCHEDULE	OF SCHEDULE	RPI	RPI	RPI	RPI
DIV. I ONLY	20- 4	18	10- 0	59	86	14	14	9	9	
DIV. I NON-CONF.	7- 3	91	0- 0	14	52	15	15	9	9	
TOTALS	RPI 1-25	RPI 26-50	W-L RECORDS	RPI 51-100	RPI 101-150	RPI 150+				
20- 4	1- 0	0- 3	OVERALL	5- 1	4- 0	10- 0				
10- 0	0- 0	0- 0	HOME	3- 0	1- 0	6- 0				
7- 3	0- 0	0- 2	AWAY	2- 1	1- 0	4- 0				
3- 1	1- 0	0- 1	NEUTRAL	0- 0	2- 0	0- 0				
7- 3	1- 0	0- 3	NON-CONFERENCE	1- 0	2- 0	3- 0				
3- 0	0- 0	0- 0	HOME	1- 0	0- 0	2- 0				
1- 2	0- 0	0- 2	AWAY	0- 0	0- 0	1- 0				
3- 1	1- 0	0- 1	NEUTRAL	0- 0	2- 0	0- 0				
13- 1	0- 0	0- 0	CONFERENCE	4- 1	2- 0	7- 0				
7- 0	0- 0	0- 0	HOME	2- 0	1- 0	4- 0				
6- 1	0- 0	0- 0	AWAY	2- 1	1- 0	3- 0				
0- 0	0- 0	0- 0	NEUTRAL	0- 0	0- 0	0- 0				

RPI 1-25			RPI 26-50			RPI 51-100			RPI 101+		
RPI	S	Opponent	Score	RPI	S	RPI	S	Opponent	Score	RPI	S
15	N	Texas A&M	72 64	29	N	54	A	Santa Clara	68 63	114	A
				35	A	59	A	St. Mary's (CA)	65 44	114	H
				50	A	59	H	St. Mary's (CA)	65 59	129	N
						70	H	Utah	73 59	131	N
						71	A	San Diego	65 78	164	A
						87	H	Gonzaga	58 54	164	H
										191	A
										211	H
										220	H
										235	A
										235	H
										253	A
										253	H
										283	H
LAST 12 Division I GAMES:											
114	H	San Francisco	65 62	235	H	Loyola Marymount	75 61				
59	A	St. Mary's (CA)	65 44	283	H	Portland	78 66				
164	A	Pacific	67 57	87	H	Gonzaga	58 54				
253	A	Pepperdine	77 66	114	A	San Francisco	66 57				
235	A	Loyola Marymount	82 75	54	A	Santa Clara	68 63				
253	H	Pepperdine	69 64	164	H	Pacific	79 62				

Non-Div I Games: BYU-Hawaii 85 40

BYU

Average RPI Win:	183	WON-LOST	WINNING	LAST 10	STRENGTH OF	OPP. STRENGTH	TEAM	ADJ.	CONF.	ADJ CONF.
Average RPI Loss:	49	RECORD	PCT. RANK	GAMES	SCHEDULE	OF SCHEDULE	RPI	RPI	RPI	RPI
DIV. I ONLY	15- 6	63	7- 3	91	106	64	64	12	12	
DIV. I NON-CONF.	7- 3	91	1- 0	231	98	105	105	13	13	
TOTALS	RPI 1-25	RPI 26-50	W-L RECORDS	RPI 51-100	RPI 101-150	RPI 150+				
15- 6	0- 1	0- 3	OVERALL	2- 2	6- 0	7- 0				
9- 2	0- 0	0- 1	HOME	2- 1	4- 0	3- 0				
5- 3	0- 0	0- 1	AWAY	0- 0	2- 0	3- 0				
1- 1	0- 1	0- 0	NEUTRAL	0- 0	0- 0	1- 0				
7- 3	0- 1	0- 1	NON-CONFERENCE	2- 1	0- 0	5- 0				
4- 0	0- 0	0- 0	HOME	2- 0	0- 0	2- 0				
2- 2	0- 0	0- 1	AWAY	0- 1	0- 0	2- 0				
1- 1	0- 1	0- 0	NEUTRAL	0- 0	0- 0	1- 0				
8- 3	0- 0	0- 2	CONFERENCE	0- 1	6- 0	2- 0				
5- 2	0- 0	0- 1	HOME	0- 1	4- 0	1- 0				
3- 1	0- 0	0- 1	AWAY	0- 0	2- 0	1- 0				
0- 0	0- 0	0- 0	NEUTRAL	0- 0	0- 0	0- 0				

RPI 1-25				RPI 26-50				RPI 51-100				Team's RPI: 64	RPI 101+			
RPI	S	Opponent	Score	RPI	S	Opponent	Score	RPI	S	Opponent	Score		RPI	S	Opponent	Score
19	N	Florida	79 85	32	A	Ohio	48 73	58	H	Western Ky.	74 60		108	H	Toledo	75 69
				32	H	Ohio	67 68	69	H	Central Mich.	65 74		110	H	Akron	78 71
				49	A	Purdue	63 73	77	H	Saint Louis	79 70		111	H	Eastern Mich.	76 54
								90	A	Charlotte	66 72		120	A	Western Mich.	77 53
													137	A	Buffalo	59 57
													137	H	Buffalo	68 63
													192	H	Butler	58 50
													239	A	Bowling Green	67 56
													260	H	Miami (OH)	66 41
													261	N	Massachusetts	81 54
													281	H	Austin Peay	72 44
													319	A	Evansville	73 53
													335	A	Lipscomb	72 60
LAST 12 Division I GAMES:																
				69	H	Central Mich.	65 74					239	A	Bowling Green	67 56	
				137	A	Buffalo	59 57					137	H	Buffalo	68 63	
				110	H	Akron	78 71					260	H	Miami (OH)	66 41	
				32	H	Ohio	67 68					32	A	Ohio	48 73	
				120	A	Western Mich.	77 53					108	H	Toledo	75 69	
				111	H	Eastern Mich.	76 54					77	H	Saint Louis	79 70	

Non-Div I Games: Ohio Valley 94 45

Ball St.

Average RPI Win:	106	WON-LOST	WINNING	LAST 10	STRENGTH OF	OPP. STRENGTH	TEAM	ADJ.	CONF.	ADJ CONF.
Average RPI Loss:	16	RECORD	PCT. RANK	GAMES	SCHEDULE	OF SCHEDULE	RPI	RPI	RPI	RPI
DIV. I ONLY	24- 1	2	10- 0	26	23	4	4	3	3	
DIV. I NON-CONF.	13- 0	1	0- 0	42	57	4	4	3	3	
TOTALS	RPI 1-25	RPI 26-50	W-L RECORDS	RPI 51-100	RPI 101-150	RPI 150+				
24- 1	2- 1	7- 0	OVERALL	4- 0	4- 0	7- 0				
15- 0	1- 0	4- 0	HOME	1- 0	4- 0	5- 0				
5- 1	1- 1	1- 0	AWAY	2- 0	0- 0	1- 0				
4- 0	0- 0	2- 0	NEUTRAL	1- 0	0- 0	1- 0				
13- 0	1- 0	3- 0	NON-CONFERENCE	1- 0	3- 0	5- 0				
9- 0	1- 0	1- 0	HOME	0- 0	3- 0	4- 0				
0- 0	0- 0	0- 0	AWAY	0- 0	0- 0	0- 0				
4- 0	0- 0	2- 0	NEUTRAL	1- 0	0- 0	1- 0				
11- 1	1- 1	4- 0	CONFERENCE	3- 0	1- 0	2- 0				
6- 0	0- 0	3- 0	HOME	1- 0	1- 0	1- 0				
5- 1	1- 1	1- 0	AWAY	2- 0	0- 0	1- 0				
0- 0	0- 0	0- 0	NEUTRAL	0- 0	0- 0	0- 0				

RPI 1-25				Team's RPI: 4				RPI 26-50				RPI 51-100				RPI 101+			
RPI	S	Opponent	Score					RPI	S	Opponent	Score					RPI	S	Opponent	Score
8	A	Texas	80 67					27	N	Michigan St.	84 76					133	H	Texas Tech	69 43
16	A	Oklahoma St.	45 52					34	N	Miami (FL)	88 81					134	H	Northwestern St.	86 44
18	H	DePaul	86 72					35	H	Oklahoma	78 68					140	H	Texas-Arlington	62 20
								36	A	West Virginia	71 61					148	H	Oral Roberts	97 39
								36	H	West Virginia	69 64					152	H	Southern Miss.	97 42
								41	H	South Fla.	66 63					170	H	McNeese St.	105 46
								46	H	Kansas St.	87 52					190	A	Kansas	58 40
																190	H	Kansas	81 49
																208	N	Cincinnati	72 34
																230	H	Grambling	96 42
																245	H	Rice	89 38
LAST 12 Division I GAMES:																			
94	A	TCU	81 75					8	A	Texas	80 67								
190	H	Kansas	81 49					36	H	West Virginia	69 64								
46	H	Kansas St.	87 52					94	H	TCU	72 55								
36	A	West Virginia	71 61					190	A	Kansas	58 40								
133	H	Texas Tech	69 43					35	H	Oklahoma	78 68								
95	A	Iowa St.	77 61					16	A	Oklahoma St.	45 52								

Non-Div I Games:

Baylor

■ Loss,
■ Non-Conf,
■ S Site,
■ H Home
■ A Away
N Neutral

Average RPI Win:	262	WON-LOST	WINNING	LAST 10	STRENGTH OF	OPP. STRENGTH	TEAM	ADJ.	CONF.	ADJ CONF.
Average RPI Loss:	88	RECORD	PCT. RANK	GAMES	SCHEDULE	OF SCHEDULE	RPI	RPI	RPI	RPI
DIV. I ONLY	15- 7	79	9- 1	241	228	107	107	24	24	
DIV. I NON-CONF.	6- 5	146	0- 1	105	141	87	87	23	23	
TOTALS	RPI 1-25	RPI 26-50	W-L RECORDS	RPI 51-100	RPI 101-150	RPI 150+				
15- 7	0- 2	0- 0	OVERALL	0- 2	2- 1	13- 2				
10- 0	0- 0	0- 0	HOME	0- 0	1- 0	9- 0				
5- 7	0- 2	0- 0	AWAY	0- 2	1- 1	4- 2				
0- 0	0- 0	0- 0	NEUTRAL	0- 0	0- 0	0- 0				
6- 5	0- 2	0- 0	NON-CONFERENCE	0- 2	2- 1	4- 0				
3- 0	0- 0	0- 0	HOME	0- 0	1- 0	2- 0				
3- 5	0- 2	0- 0	AWAY	0- 2	1- 1	2- 0				
0- 0	0- 0	0- 0	NEUTRAL	0- 0	0- 0	0- 0				
9- 2	0- 0	0- 0	CONFERENCE	0- 0	0- 0	9- 2				
7- 0	0- 0	0- 0	HOME	0- 0	0- 0	7- 0				
2- 2	0- 0	0- 0	AWAY	0- 0	0- 0	2- 2				
0- 0	0- 0	0- 0	NEUTRAL	0- 0	0- 0	0- 0				

RPI 1-25				RPI 26-50				RPI 51-100				RPI 101+ Team's RPI: 107			
RPI	S	Opponent	Score	RPI	S	Opponent	Score	RPI	S	Opponent	Score	RPI	S	Opponent	Score
5	A	Ohio St.	56 84					57	A	Chattanooga	53 62	113	A	IUPUI	59 62
17	A	Green Bay	62 66					58	A	Western Ky.	65 80	123	A	Wake Forest	78 64
												150	H	UAB	63 62
												172	A	SIUE	60 73
												186	H	Troy	102 93
												196	A	Southeast Mo. St.	74 81
												207	H	Eastern Ky.	72 61
												266	H	Tennessee St.	80 65
												272	A	Tennessee Tech	80 79
												275	A	Jacksonville St.	44 32
												275	H	Jacksonville St.	56 42
												276	H	Murray St.	87 61
												281	H	Austin Peay	88 82
												294	H	Morehead St.	99 71
												304	H	Cleveland St.	76 58
												335	A	Lipscomb	90 68
												336	H	Eastern Ill.	89 61
												345	A	Alabama A&M	78 28
LAST 12 Division I GAMES:															
275	H	Jacksonville St.	56 42	281	H	Austin Peay	88 82								
207	H	Eastern Ky.	72 61	276	H	Murray St.	87 61								
294	H	Morehead St.	99 71	336	H	Eastern Ill.	89 61								
272	A	Tennessee Tech	80 79	172	A	SIUE	60 73								
266	H	Tennessee St.	80 65	196	A	Southeast Mo. St.	74 81								
275	A	Jacksonville St.	44 32	58	A	Western Ky.	65 80								

Non-Div I Games: Young Harris 80 31 Trevecca Nazarene 86 59

Belmont

Loss, Non-Conf, S Site, H Home A Away N Neutral

Bethune-Cookman

Through Games Of Feb. 11, 2016

Average RPI Win:	296	WON-LOST	WINNING	LAST 10	STRENGTH OF	OPP. STRENGTH	TEAM	ADJ.	CONF.	ADJ CONF.
Average RPI Loss:	186	RECORD	PCT. RANK	GAMES	SCHEDULE	OF SCHEDULE	RPI	RPI	RPI	RPI
DIV. I ONLY	12- 9	132	8- 2	335	317	251	251	30	30	
DIV. I NON-CONF.	4- 7	222	2- 1	273	311	264	264	30	30	
TOTALS	RPI 1-25	RPI 26-50	W-L RECORDS	RPI 51-100	RPI 101-150	RPI 150+				
12- 9	0- 0	0- 1	OVERALL	0- 0	0- 0	12- 8				
6- 3	0- 0	0- 0	HOME	0- 0	0- 0	6- 3				
4- 4	0- 0	0- 0	AWAY	0- 0	0- 0	4- 0				
2- 2	0- 0	0- 0	NEUTRAL	0- 0	0- 0	2- 2				
4- 7	0- 0	0- 1	NON-CONFERENCE	0- 0	0- 0	4- 6				
0- 3	0- 0	0- 0	HOME	0- 0	0- 0	0- 3				
2- 2	0- 0	0- 1	AWAY	0- 0	0- 0	2- 1				
2- 2	0- 0	0- 0	NEUTRAL	0- 0	0- 0	2- 2				
8- 2	0- 0	0- 0	CONFERENCE	0- 0	0- 0	8- 2				
6- 0	0- 0	0- 0	HOME	0- 0	0- 0	6- 0				
2- 2	0- 0	0- 0	AWAY	0- 0	0- 0	2- 2				
0- 0	0- 0	0- 0	NEUTRAL	0- 0	0- 0	0- 0				

RPI 1-25			RPI 26-50			RPI 51-100			RPI 101+ Team's RPI: 251		
RPI	S	Opponent	Score	RPI	S	Opponent	Score	RPI	S	Opponent	Score
				34	A	Miami (FL)	47 55				
LAST 12 Division I GAMES:											
307	H	Delaware St.	66 35	252	H	Coppin St.	69 56	153	H	Brown	61 68
297	H	Savannah St.	50 44	346	A	Norfolk St.	53 45	165	A	Hampton	45 60
299	H	Florida A&M	67 60	165	A	Hampton	45 60	167	H	Jacksonville	53 63
323	A	Howard	81 77	325	N	LIU Brooklyn	68 55	173	A	Fla. Atlantic	60 82
317	A	UMES	71 76	173	A	Fla. Atlantic	60 82	175	H	Stetson	38 62
215	H	Morgan St.	63 48	270	N	Ga. Southern	65 49	215	H	Morgan St.	63 48
								226	N	Western Ill.	59 75
								252	H	Coppin St.	69 56
								268	N	Georgia St.	61 68
								270	N	Ga. Southern	65 49
								297	H	Savannah St.	50 44
								299	H	Florida A&M	67 60
								301	A	Western Caro.	66 59
								302	A	North Florida	53 49
								307	H	Delaware St.	66 35
								314	H	South Carolina St.	65 50
								317	A	UMES	71 76
								323	A	Howard	81 77
								325	N	LIU Brooklyn	68 55
								346	A	Norfolk St.	53 45

Non-Div I Games: Warner 100 28 Edward Waters 67 48

Bethune-Cookman

■ Loss,
 ■ Non-Conf, S Site,
 ■ Home
 ■ Away
 N Neutral

Binghamton

Through Games Of Feb. 11, 2016

Average RPI Win:	261	WON-LOST	WINNING	LAST 10	STRENGTH OF	OPP. STRENGTH	TEAM	ADJ.	CONF.	ADJ CONF.
Average RPI Loss:	152	RECORD	PCT. RANK	GAMES	SCHEDULE	OF SCHEDULE	RPI	RPI	RPI	RPI
DIV. I ONLY	7- 15	267	4- 6	151	270	228	228	15	15	
DIV. I NON-CONF.	2- 8	290	0- 0	200	327	292	292	18	18	
TOTALS	RPI 1-25	RPI 26-50	W-L RECORDS	RPI 51-100	RPI 101-150	RPI 150+				
7- 15	0- 0	0- 0	OVERALL	0- 5	1- 2	6- 8				
4- 3	0- 0	0- 0	HOME	0- 2	1- 0	3- 1				
3- 12	0- 0	0- 0	AWAY	0- 3	0- 2	3- 7				
0- 0	0- 0	0- 0	NEUTRAL	0- 0	0- 0	0- 0				
2- 8	0- 0	0- 0	NON-CONFERENCE	0- 2	0- 1	2- 5				
2- 0	0- 0	0- 0	HOME	0- 0	0- 0	2- 0				
0- 8	0- 0	0- 0	AWAY	0- 2	0- 1	0- 5				
0- 0	0- 0	0- 0	NEUTRAL	0- 0	0- 0	0- 0				
5- 7	0- 0	0- 0	CONFERENCE	0- 3	1- 1	4- 3				
2- 3	0- 0	0- 0	HOME	0- 2	1- 0	1- 1				
3- 4	0- 0	0- 0	AWAY	0- 1	0- 1	3- 2				
0- 0	0- 0	0- 0	NEUTRAL	0- 0	0- 0	0- 0				

RPI S	Opponent	Score	RPI S	Opponent	Score	RPI S	Opponent	Score	RPI S	Opponent	Score	Team's RPI: 228
						52	A Albany (NY)	58 64	124	A Stony Brook	58 64	
						52	H Albany (NY)	47 59	124	H Stony Brook	54 47	
						79	A Michigan	62 90	136	A Xavier	55 64	
						91	A Bucknell	46 76	153	A Brown	65 67	
						92	H Maine	38 52	166	A Cornell	57 64	
									169	A UMBC	51 62	
									206	A Hartford	53 47	
									206	H Hartford	39 41	
									217	A Canisius	50 80	
									231	A Columbia	64 71	
									258	A New Hampshire	49 64	
									258	H New Hampshire	51 50	
									259	A Sacred Heart	60 69	
									286	A Vermont	57 53	
									296	H Colgate	63 56	
									315	A UMass Lowell	75 70	
									343	H NJIT	54 50	
LAST 12 Division I GAMES:												
			206	H Hartford	39 41		315	A UMass Lowell	75 70			
			52	A Albany (NY)	58 64		286	A Vermont	57 53			
			258	A New Hampshire	49 64		52	H Albany (NY)	47 59			
			124	H Stony Brook	54 47		206	A Hartford	53 47			
			92	H Maine	38 52		258	H New Hampshire	51 50			
			169	A UMBC	51 62		124	A Stony Brook	58 64			

Non-Div I Games: Cedar Crest 74 18 Misericordia 73 44 Nyack 65 33

Binghamton

Loss, Non-Conf, S Site, H Home A Away N Neutral

Average RPI Win:	231	WON-LOST	WINNING	LAST 10	STRENGTH OF	OPP. STRENGTH	TEAM	ADJ.	CONF.	ADJ CONF.
Average RPI Loss:	112	RECORD	PCT. RANK	GAMES	SCHEDULE	OF SCHEDULE	RPI	RPI	RPI	RPI
DIV. I ONLY	14- 7	84	8- 2	195	214	125	125	20	20	
DIV. I NON-CONF.	5- 4	138	0- 0	240	186	188	188	20	20	
TOTALS	RPI 1-25	RPI 26-50	W-L RECORDS	RPI 51-100	RPI 101-150	RPI 150+				
14- 7	0- 0	0- 2	OVERALL	0- 2	0- 1	14- 2				
6- 4	0- 0	0- 1	HOME	0- 1	0- 0	6- 2				
7- 2	0- 0	0- 1	AWAY	0- 0	0- 1	7- 0				
1- 1	0- 0	0- 0	NEUTRAL	0- 1	0- 0	1- 0				
5- 4	0- 0	0- 0	NON-CONFERENCE	0- 2	0- 0	5- 2				
1- 3	0- 0	0- 0	HOME	0- 1	0- 0	1- 2				
3- 0	0- 0	0- 0	AWAY	0- 0	0- 0	3- 0				
1- 1	0- 0	0- 0	NEUTRAL	0- 1	0- 0	1- 0				
9- 3	0- 0	0- 2	CONFERENCE	0- 0	0- 1	9- 0				
5- 1	0- 0	0- 1	HOME	0- 0	0- 0	5- 0				
4- 2	0- 0	0- 1	AWAY	0- 0	0- 1	4- 0				
0- 0	0- 0	0- 0	NEUTRAL	0- 0	0- 0	0- 0				

RPI S	Opponent	Score	RPI S	Opponent	Score	RPI S	Opponent	Score	RPI S	Opponent	Score	Team's RPI: 125
50	A Colorado St.	64 68	50	H Colorado St.	51 83	55	N Auburn	53 55	138	A Fresno St.	57 62	
						68	H Washington St.	52 57	175	N Stetson	71 65	
									179	H Col. of Charleston	61 38	
									181	A New Mexico	81 60	
									188	A Eastern Wash.	84 79	
									193	H UNLV	75 56	
									200	H Idaho St.	77 80	
									203	A San Jose St.	78 75	
									211	A Utah St.	63 58	
									211	H Utah St.	84 78	
									220	H Utah Valley	70 72	
									247	A Seattle	84 66	
									249	A San Diego St.	75 45	
									250	H Wyoming	58 49	
									283	A Portland	89 49	
									327	H Nevada	66 58	
									341	H Air Force	61 48	
LAST 12 Division I GAMES:												
50	H Colorado St.	51 83	203	A San Jose St.	78 75							
341	H Air Force	61 48	249	A San Diego St.	75 45							
211	A Utah St.	63 58	327	H Nevada	66 58							
181	A New Mexico	81 60	138	A Fresno St.	57 62							
193	H UNLV	75 56	211	H Utah St.	84 78							
250	H Wyoming	58 49	50	A Colorado St.	64 68							

Non-Div I Games: Concordia Portland 84 77 Cal St. L.A. 58 44

Boise St.

■ Loss,
 ■ Non-Conf,
 ■ S Site,
 ■ Home
 ■ A Away
 N Neutral

Boston College

Through Games Of Feb. 11, 2016

Average RPI Win:	193	WON-LOST	WINNING	LAST 10	STRENGTH OF	OPP. STRENGTH	TEAM	ADJ.	CONF.	ADJ CONF.
Average RPI Loss:	54	RECORD	PCT. RANK	GAMES	SCHEDULE	OF SCHEDULE	RPI	RPI	RPI	RPI
DIV. I ONLY	13- 11	153	2- 8	81	62	104	104	5	5	
DIV. I NON-CONF.	12- 1	9	1- 0	262	147	63	63	5	5	
TOTALS	RPI 1-25	RPI 26-50	W-L RECORDS	RPI 51-100	RPI 101-150	RPI 150+				
13- 11	0- 3	1- 4	OVERALL	2- 2	2- 2	8- 0				
8- 4	0- 1	0- 1	HOME	1- 0	2- 2	5- 0				
4- 6	0- 2	1- 2	AWAY	0- 2	0- 0	3- 0				
1- 1	0- 0	0- 1	NEUTRAL	1- 0	0- 0	0- 0				
12- 1	0- 0	1- 1	NON-CONFERENCE	2- 0	1- 0	8- 0				
7- 0	0- 0	0- 0	HOME	1- 0	1- 0	5- 0				
4- 0	0- 0	1- 0	AWAY	0- 0	0- 0	3- 0				
1- 1	0- 0	0- 1	NEUTRAL	1- 0	0- 0	0- 0				
1- 10	0- 3	0- 3	CONFERENCE	0- 2	1- 2	0- 0				
1- 4	0- 1	0- 1	HOME	0- 0	1- 2	0- 0				
0- 6	0- 2	0- 2	AWAY	0- 2	0- 0	0- 0				
0- 0	0- 0	0- 0	NEUTRAL	0- 0	0- 0	0- 0				

RPI 1-25				RPI 26-50				RPI 51-100				RPI 101+				Team's RPI: 104	
RPI	S	Opponent	Score	RPI	S	Opponent	Score	RPI	S	Opponent	Score	RPI	S	Opponent	Score		
1	H	Notre Dame	50 63	34	H	Miami (FL)	62 67	70	N	Utah	76 51	103	H	North Carolina	78 86		
13	A	Florida St.	42 75	35	N	Oklahoma	61 76	80	A	Georgia Tech	56 62	109	H	Yale	73 60		
24	A	Syracuse	61 62	39	A	North Carolina St.	63 74	92	H	Maine	55 48	123	H	Wake Forest	59 65		
				47	A	Duke	51 71	96	A	Virginia Tech	33 58	146	H	Pittsburgh	54 43		
				49	A	Purdue	58 56					198	A	Northeastern	71 45		
												206	H	Hartford	62 28		
												213	H	Bryant	74 59		
												248	A	Providence	67 41		
												258	H	New Hampshire	71 51		
												263	H	Holy Cross	60 51		
												315	H	UMass Lowell	66 55		
												348	A	Boston U.	58 37		
LAST 12 Division I GAMES:																	
				39	A	North Carolina St.	63 74	146	H	Pittsburgh	54 43						
				103	H	North Carolina	78 86	47	A	Duke	51 71						
				34	H	Miami (FL)	62 67	1	H	Notre Dame	50 63						
				80	A	Georgia Tech	56 62	109	H	Yale	73 60						
				24	A	Syracuse	61 62	13	A	Florida St.	42 75						
				123	H	Wake Forest	59 65	96	A	Virginia Tech	33 58						

Non-Div I Games:

Boston College

Loss, Non-Conf, S Site, H Home A Away N Neutral

Average RPI Win: 260	WON-LOST	WINNING	LAST 10	STRENGTH OF	OPP. STRENGTH	TEAM	ADJ.	CONF.	ADJ CONF.
Average RPI Loss: 226	RECORD	PCT. RANK	GAMES	SCHEDULE	OF SCHEDULE	RPI	RPI	RPI	RPI
DIV. I ONLY	2- 21	345	2- 8	334	263	348	348	28	28
DIV. I NON-CONF.	0- 11	338	0- 0	323	190	349	349	28	28
TOTALS	RPI 1-25	RPI 26-50	W-L RECORDS	RPI 51-100	RPI 101-150	RPI 150+			
2- 21	0- 0	0- 0	OVERALL	0- 2	0- 2	2- 17			
2- 10	0- 0	0- 0	HOME	0- 1	0- 1	2- 8			
0- 11	0- 0	0- 0	AWAY	0- 0	0- 0	0- 4			
0- 0	0- 0	0- 0	NEUTRAL	0- 0	0- 0	0- 0			
0- 11	0- 0	0- 0	NON-CONFERENCE	0- 1	0- 2	0- 8			
0- 6	0- 0	0- 0	HOME	0- 1	0- 1	0- 4			
0- 5	0- 0	0- 0	AWAY	0- 0	0- 1	0- 4			
0- 0	0- 0	0- 0	NEUTRAL	0- 0	0- 0	0- 0			
2- 10	0- 0	0- 0	CONFERENCE	0- 1	0- 0	2- 9			
2- 4	0- 0	0- 0	HOME	0- 0	0- 0	2- 4			
0- 6	0- 0	0- 0	AWAY	0- 1	0- 0	0- 5			
0- 0	0- 0	0- 0	NEUTRAL	0- 0	0- 0	0- 0			

RPI 1-25				RPI 26-50				RPI 51-100				RPI 101+				Team's RPI: 348	
RPI	S	Opponent	Score	RPI	S	Opponent	Score	RPI	S	Opponent	Score	RPI	S	Opponent	Score		
								52	H	Albany (NY)	43	83	104	H	Boston College	37	58
								91	A	Bucknell	56	74	142	A	Harvard	55	73
													182	H	Rhode Island	41	57
													183	H	Marist	54	73
													198	H	Northeastern	44	77
													204	A	Lehigh	48	72
													204	H	Lehigh	66	73
													254	A	Navy	56	67
													254	H	Navy	51	49
													255	A	Loyola Maryland	54	63
													258	A	New Hampshire	52	69
													261	A	Massachusetts	56	73
													263	H	Holy Cross	41	60
													265	A	American	33	79
													265	H	American	63	59
													269	A	Dartmouth	52	72
													286	H	Vermont	45	60
													296	H	Colgate	63	72
													315	A	UMass Lowell	57	70
													330	A	Lafayette	56	71
													330	H	Lafayette	64	71
LAST 12 Division I GAMES:																	
265	A	American	33	79	255	A	Loyola Maryland	54	63								
330	H	Lafayette	64	71	265	H	American	63	59								
254	H	Navy	51	49	330	A	Lafayette	56	71								
204	A	Lehigh	48	72	254	A	Navy	56	67								
91	A	Bucknell	56	74	204	H	Lehigh	66	73								
296	H	Colgate	63	72	263	H	Holy Cross	41	60								

Non-Div I Games:



















































Boston U.

■ Loss,
 ■ Non-Conf,
 ■ S Site,
 ■ H Home
 ■ A Away
 N Neutral

Bowling Green






Through Games Of Feb. 11, 2016

Average RPI Win:	258	WON-LOST	WINNING	LAST 10	STRENGTH OF	OPP. STRENGTH	TEAM	ADJ.	CONF.	ADJ CONF.
Average RPI Loss:	121	RECORD	PCT. RANK	GAMES	SCHEDULE	OF SCHEDULE	RPI	RPI	RPI	RPI
DIV. I ONLY	8- 12	228	3- 7	221	151	239	239	12	12	
DIV. I NON-CONF.	4- 5	193	0- 1	327	187	287	287	13	13	
TOTALS	RPI 1-25	RPI 26-50	W-L RECORDS	RPI 51-100	RPI 101-150	RPI 150+				
8- 12	0- 0	0- 1	OVERALL	0- 4	1- 4	7- 3				
5- 5	0- 0	0- 1	HOME	0- 2	1- 2	4- 0				
2- 6	0- 0	0- 0	AWAY	0- 2	0- 2	2- 2				
1- 1	0- 0	0- 0	NEUTRAL	0- 0	0- 0	1- 1				
4- 5	0- 0	0- 0	NON-CONFERENCE	0- 2	0- 0	4- 3				
3- 1	0- 0	0- 0	HOME	0- 1	0- 0	3- 0				
0- 3	0- 0	0- 0	AWAY	0- 1	0- 0	0- 2				
1- 1	0- 0	0- 0	NEUTRAL	0- 0	0- 0	1- 1				
4- 7	0- 0	0- 1	CONFERENCE	0- 2	1- 4	3- 0				
2- 4	0- 0	0- 1	HOME	0- 1	1- 2	1- 0				
2- 3	0- 0	0- 0	AWAY	0- 1	0- 2	2- 0				
0- 0	0- 0	0- 0	NEUTRAL	0- 0	0- 0	0- 0				

RPI S	Opponent	Score	RPI S	Opponent	Score	RPI S	Opponent	Score	RPI S	Opponent	Score	Team's RPI: 239
			32  Ohio	57  72		56  South Dakota St.	45  58		108  Toledo	61  75		
						64  Ball St.	56  67		110  Akron	55  71		
						69  Central Mich.	75  76		111  Eastern Mich.	67 63		
						100  Virginia	39  68		120  Western Mich.	45  74		
									120  Western Mich.	49  65		
									159 N Davidson	56  60		
									167 N Jacksonville	72 69		
									208  Cincinnati	51  54		
									246  Northern Ill.	58 43		
									260  Miami (OH)	64 58		
									304  Cleveland St.	48  69		
									312  Illinois St.	70 52		
									316  Bradley	66 53		
									319  Evansville	74 56		
									329  Kent St.	71 49		
LAST 12 Division I GAMES:												
120  Western Mich.	49  65	64  Ball St.	56  67									
69  Central Mich.	75  76	110  Akron	55  71									
108  Toledo	61  75	32  Ohio	57  72									
111  Eastern Mich.	67 63	120  Western Mich.	45  74									
329  Kent St.	71 49	260  Miami (OH)	64 58									
246  Northern Ill.	58 43	56  South Dakota St.	45  58									

Non-Div I Games:

Bowling Green

 Loss,
  Non-Conf,
  S Site,
  H Home
  A Away
 N Neutral

Average RPI Win:	291	WON-LOST	WINNING	LAST 10	STRENGTH OF	OPP. STRENGTH	TEAM	ADJ.	CONF.	ADJ CONF.
Average RPI Loss:	162	RECORD	PCT. RANK	GAMES	SCHEDULE	OF SCHEDULE	RPI	RPI	RPI	RPI
DIV. I ONLY	5- 16	295	2- 8	285	194	316	316	21	21	
DIV. I NON-CONF.	3- 7	248	0- 1	250	211	260	260	17	17	
TOTALS	RPI 1-25	RPI 26-50	W-L RECORDS	RPI 51-100	RPI 101-150	RPI 150+				
5- 16	0- 0	0- 1	OVERALL	0- 4	0- 4	5- 7				
3- 8	0- 0	0- 1	HOME	0- 2	0- 3	3- 2				
2- 8	0- 0	0- 0	AWAY	0- 2	0- 1	2- 5				
0- 0	0- 0	0- 0	NEUTRAL	0- 0	0- 0	0- 0				
3- 7	0- 0	0- 1	NON-CONFERENCE	0- 2	0- 1	3- 3				
1- 3	0- 0	0- 1	HOME	0- 0	0- 1	1- 1				
2- 4	0- 0	0- 0	AWAY	0- 2	0- 0	2- 2				
0- 0	0- 0	0- 0	NEUTRAL	0- 0	0- 0	0- 0				
2- 9	0- 0	0- 0	CONFERENCE	0- 2	0- 3	2- 4				
2- 5	0- 0	0- 0	HOME	0- 2	0- 2	2- 1				
0- 4	0- 0	0- 0	AWAY	0- 0	0- 1	0- 3				
0- 0	0- 0	0- 0	NEUTRAL	0- 0	0- 0	0- 0				

RPI 1-25	RPI 26-50	RPI 51-100	RPI 101+	Team's RPI: 316
RPI S Opponent Score	RPI S Opponent Score	RPI S Opponent Score	RPI S Opponent Score	Score
	35 Oklahoma 46 79	53 Iowa 53 60	120 Western Mich. 59 72	
		77 Saint Louis 58 75	127 UNI 47 55	
		88 Missouri St. 44 55	139 Southern Ill. 49 75	
		99 Drake 64 76	139 Southern Ill. 51 65	
			156 Loyola Chicago 54 67	
			174 Detroit 75 67	
			201 Ill.-Chicago 56 66	
			239 Bowling Green 53 66	
			242 Indiana St. 37 59	
			246 Northern Ill. 64 68	
			293 Wichita St. 50 44	
			312 Illinois St. 49 54	
			319 Evansville 46 62	
			319 Evansville 66 52	
			329 Kent St. 68 60	
			339 Chicago St. 66 60	
LAST 12 Division I GAMES:				
139 Southern Ill. 51 65	293 Wichita St. 50 44			
319 Evansville 66 52	88 Missouri St. 44 55			
127 UNI 47 55	319 Evansville 46 62			
99 Drake 64 76	139 Southern Ill. 49 75			
242 Indiana St. 37 59	156 Loyola Chicago 54 67			
312 Illinois St. 49 54	77 Saint Louis 58 75			

Non-Div I Games: Eureka 87 47

Bradley

Average RPI Win:	258	WON-LOST	WINNING	LAST 10	STRENGTH OF	OPP. STRENGTH	TEAM	ADJ.	CONF.	ADJ CONF.
Average RPI Loss:	148	RECORD	PCT. RANK	GAMES	SCHEDULE	OF SCHEDULE	RPI	RPI	RPI	RPI
DIV. I ONLY	11- 7	112	3- 6	287	237	153	153	10	10	
DIV. I NON-CONF.	10- 2	33	4- 1	340	330	153	153	11	11	
TOTALS	RPI 1-25	RPI 26-50	W-L RECORDS	RPI 51-100	RPI 101-150	RPI 150+				
11- 7	0- 0	0- 2	OVERALL	0- 0	0- 2	11- 3				
5- 1	0- 0	0- 0	HOME	0- 0	0- 1	5- 0				
6- 6	0- 0	0- 2	AWAY	0- 0	0- 1	6- 3				
0- 0	0- 0	0- 0	NEUTRAL	0- 0	0- 0	0- 0				
10- 2	0- 0	0- 0	NON-CONFERENCE	0- 0	0- 0	10- 2				
5- 0	0- 0	0- 0	HOME	0- 0	0- 0	5- 0				
5- 2	0- 0	0- 0	AWAY	0- 0	0- 0	5- 2				
0- 0	0- 0	0- 0	NEUTRAL	0- 0	0- 0	0- 0				
1- 5	0- 0	0- 2	CONFERENCE	0- 0	0- 2	1- 1				
0- 1	0- 0	0- 0	HOME	0- 0	0- 1	0- 0				
1- 4	0- 0	0- 2	AWAY	0- 0	0- 1	1- 1				
0- 0	0- 0	0- 0	NEUTRAL	0- 0	0- 0	0- 0				

RPI 1-25			RPI 26-50			RPI 51-100			RPI 101+ Team's RPI: 153		
RPI	S	Opponent	Score	RPI	S	Opponent	Score	RPI	S	Opponent	Score
				43	A	Penn	49 66	109	A	Yale	54 81
				45	A	Princeton	53 72	109	H	Yale	39 48
								166	A	Cornell	70 85
								182	H	Rhode Island	67 63
								213	A	Bryant	84 67
								215	H	Morgan St.	72 45
								228	H	Binghamton	67 65
								231	A	Columbia	73 63
								232	A	Manhattan	56 80
								248	H	Providence	57 47
								251	A	Bethune-Cookman	68 61
								286	H	Vermont	71 54
								310	A	Fairleigh Dickinson	63 48
								329	A	Kent St.	62 57
								333	A	Saint Peter's	67 79
								343	A	NJIT	74 49
LAST 12 Division I GAMES:											
231	A	Columbia	73 63	343	A	NJIT	74 49				
166	A	Cornell	70 85	333	A	Saint Peter's	67 79				
43	A	Penn	49 66	310	A	Fairleigh Dickinson	63 48				
45	A	Princeton	53 72	329	A	Kent St.	62 57				
109	H	Yale	39 48	213	A	Bryant	84 67				
109	A	Yale	54 81	228	H	Binghamton	67 65				

Non-Div I Games: Mount Ida 114 28 Rhode Island Col. 90 35

Brown

Loss, Non-Conf, S Site, H Home A Away N Neutral

Average RPI Win: 292	WON-LOST	WINNING	LAST 10	STRENGTH OF	OPP. STRENGTH	TEAM	ADJ.	CONF.	ADJ CONF.
Average RPI Loss: 178	RECORD	PCT. RANK	GAMES	SCHEDULE	OF SCHEDULE	RPI	RPI	RPI	RPI
DIV. I ONLY	13- 10	134	8- 2	317	331	213	213	31	31
DIV. I NON-CONF.	3- 8	258	0- 0	283	236	304	304	32	32
TOTALS	RPI 1-25	RPI 26-50	W-L RECORDS	RPI 51-100	RPI 101-150	RPI 150+			
13- 10	0- 0	0- 1	OVERALL	0- 1	0- 1	13- 7			
6- 3	0- 0	0- 0	HOME	0- 0	0- 0	6- 3			
7- 7	0- 0	0- 1	AWAY	0- 1	0- 1	7- 4			
0- 0	0- 0	0- 0	NEUTRAL	0- 0	0- 0	0- 0			
3- 8	0- 0	0- 1	NON-CONFERENCE	0- 1	0- 1	3- 5			
2- 3	0- 0	0- 0	HOME	0- 0	0- 0	2- 3			
1- 5	0- 0	0- 1	AWAY	0- 1	0- 1	1- 2			
0- 0	0- 0	0- 0	NEUTRAL	0- 0	0- 0	0- 0			
10- 2	0- 0	0- 0	CONFERENCE	0- 0	0- 0	10- 2			
4- 0	0- 0	0- 0	HOME	0- 0	0- 0	4- 0			
6- 2	0- 0	0- 0	AWAY	0- 0	0- 0	6- 2			
0- 0	0- 0	0- 0	NEUTRAL	0- 0	0- 0	0- 0			

RPI S	Opponent	Score	RPI S	Opponent	Score	RPI S	Opponent	Score	RPI S	Opponent	Score	Team's RPI: 213
26	A Seton Hall	57 93	92	A Maine	38 76	104	A Boston College	59 74				
						153	H Brown	67 84				
						166	H Cornell	62 70				
						189	A Robert Morris	53 55				
						189	H Robert Morris	71 65				
						248	A Providence	78 88				
						258	H New Hampshire	55 42				
						259	A Sacred Heart	61 59				
						261	H Massachusetts	69 86				
						263	A Holy Cross	64 65				
						277	A Central Conn. St.	65 53				
						277	H Central Conn. St.	70 56				
						279	A Saint Francis (PA)	72 85				
						279	H Saint Francis (PA)	84 72				
						286	H Vermont	68 52				
						310	A Fairleigh Dickinson	70 41				
						315	A UMass Lowell	83 64				
						325	H LIU Brooklyn	63 55				
						338	A Mt. St. Mary's	70 59				
						342	A Wagner	82 71				
						344	A St. Francis Brooklyn	70 42				
LAST 12 Division I GAMES:												
279	A Saint Francis (PA)	72 85	344	A St. Francis Brooklyn	70 42							
189	A Robert Morris	53 55	325	H LIU Brooklyn	63 55							
277	A Central Conn. St.	65 53	338	A Mt. St. Mary's	70 59							
259	A Sacred Heart	61 59	342	A Wagner	82 71							
279	H Saint Francis (PA)	84 72	310	A Fairleigh Dickinson	70 41							
189	H Robert Morris	71 65	277	H Central Conn. St.	70 56							

Non-Div I Games:

Bryant

■ Loss,
 ■ Non-Conf,
 ■ S Site,
 ■ H Home
 ■ A Away
 N Neutral

Average RPI Win: 253	WON-LOST	WINNING	LAST 10	STRENGTH OF	OPP. STRENGTH	TEAM	ADJ.	CONF.	ADJ CONF.
Average RPI Loss: 132	RECORD	PCT. RANK	GAMES	SCHEDULE	OF SCHEDULE	RPI	RPI	RPI	RPI
DIV. I ONLY	17- 6	49	9- 1	188	308	91	91	28	28
DIV. I NON-CONF.	6- 5	146	0- 0	235	277	173	173	28	28
TOTALS	RPI 1-25	RPI 26-50	W-L RECORDS	RPI 51-100	RPI 101-150	RPI 150+			
17- 6	0- 1	0- 0	OVERALL	1- 1	0- 1	16- 3			
10- 1	0- 0	0- 0	HOME	1- 0	0- 1	9- 0			
7- 5	0- 1	0- 0	AWAY	0- 1	0- 0	7- 3			
0- 0	0- 0	0- 0	NEUTRAL	0- 0	0- 0	0- 0			
6- 5	0- 1	0- 0	NON-CONFERENCE	0- 0	0- 1	6- 3			
4- 1	0- 0	0- 0	HOME	0- 0	0- 1	4- 0			
2- 4	0- 1	0- 0	AWAY	0- 0	0- 0	2- 3			
0- 0	0- 0	0- 0	NEUTRAL	0- 0	0- 0	0- 0			
11- 1	0- 0	0- 0	CONFERENCE	1- 1	0- 0	10- 0			
6- 0	0- 0	0- 0	HOME	1- 0	0- 0	5- 0			
5- 1	0- 0	0- 0	AWAY	0- 1	0- 0	5- 0			
0- 0	0- 0	0- 0	NEUTRAL	0- 0	0- 0	0- 0			

RPI 1-25				RPI 26-50				RPI 51-100				Team's RPI: 91		RPI 101+			
RPI	S	Opponent	Score	RPI	S	Opponent	Score	RPI	S	Opponent	Score			RPI	S	Opponent	Score
1	A	Notre Dame	54 85					72	A	Army West Point	63 68			116	H	Youngstown St.	47 55
								72	H	Army West Point	79 69			169	A	UMBC	52 65
														195	H	Delaware	80 51
														204	A	Lehigh	67 54
														204	H	Lehigh	80 77
														215	A	Morgan St.	50 64
														217	A	Canisius	56 61
														228	H	Binghamton	76 46
														232	A	Manhattan	61 56
														254	A	Navy	51 41
														255	H	Loyola Maryland	71 64
														263	A	Holy Cross	58 51
														263	H	Holy Cross	74 64
														265	A	American	66 60
														265	H	American	60 54
														296	A	Colgate	71 51
														304	A	Cleveland St.	59 57
														310	H	Fairleigh Dickinson	72 62
														338	H	Mt. St. Mary's	71 45
														348	H	Boston U.	74 56
LAST 12 Division I GAMES:																	
				204	A	Lehigh	67 54					296	A	Colgate	71 51		
				263	H	Holy Cross	74 64					204	H	Lehigh	80 77		
				265	H	American	60 54					263	A	Holy Cross	58 51		
				72	A	Army West Point	63 68					265	A	American	66 60		
				348	H	Boston U.	74 56					72	H	Army West Point	79 69		
				255	H	Loyola Maryland	71 64					254	A	Navy	51 41		

Non-Div I Games:

Bucknell

Average RPI Win: 222	WON-LOST	WINNING	LAST 10	STRENGTH OF	OPP. STRENGTH	TEAM	ADJ.	CONF.	ADJ CONF.
Average RPI Loss: 110	RECORD	PCT. RANK	GAMES	SCHEDULE	OF SCHEDULE	RPI	RPI	RPI	RPI
DIV. I ONLY	11- 11	171	3- 7	124	172	137	137	12	12
DIV. I NON-CONF.	8- 3	77	1- 0	203	253	95	95	13	13
TOTALS	RPI 1-25	RPI 26-50	W-L RECORDS	RPI 51-100	RPI 101-150	RPI 150+			
11- 11	0- 1	1- 1	OVERALL	1- 3	0- 4	9- 2			
5- 4	0- 1	1- 0	HOME	1- 1	0- 2	3- 0			
5- 7	0- 0	0- 1	AWAY	0- 2	0- 2	5- 2			
1- 0	0- 0	0- 0	NEUTRAL	0- 0	0- 0	1- 0			
8- 3	0- 1	0- 1	NON-CONFERENCE	0- 1	0- 0	8- 0			
3- 1	0- 1	0- 0	HOME	0- 0	0- 0	3- 0			
4- 2	0- 0	0- 1	AWAY	0- 1	0- 0	4- 0			
1- 0	0- 0	0- 0	NEUTRAL	0- 0	0- 0	1- 0			
3- 8	0- 0	1- 0	CONFERENCE	1- 2	0- 4	1- 2			
2- 3	0- 0	1- 0	HOME	1- 1	0- 2	0- 0			
1- 5	0- 0	0- 0	AWAY	0- 1	0- 2	1- 2			
0- 0	0- 0	0- 0	NEUTRAL	0- 0	0- 0	0- 0			

RPI 1-25				RPI 26-50				RPI 51-100				RPI 101+ Team's RPI: 137			
RPI	S	Opponent	Score	RPI	S	Opponent	Score	RPI	S	Opponent	Score	RPI	S	Opponent	Score
23	H	Duquesne	62 79	28	A	St. Bonaventure	32 59	64	A	Ball St.	63 68	108	A	Toledo	60 71
				32	H	Ohio	51 43	64	H	Ball St.	57 59	110	H	Akron	61 69
								69	H	Central Mich.	67 61	111	A	Eastern Mich.	56 67
								76	A	Hofstra	36 79	120	H	Western Mich.	78 92
												166	H	Cornell	59 41
												217	H	Canisius	54 40
												236	N	Clemson	61 51
												246	A	Northern Ill.	74 76
												259	A	Sacred Heart	66 53
												260	A	Miami (OH)	58 69
												261	A	Massachusetts	56 48
												262	A	UCF	66 60
												290	A	Niagara	57 48
												325	H	LIU Brooklyn	55 38
												329	A	Kent St.	77 66
LAST 12 Division I GAMES:															
108	A	Toledo	60 71	110	H	Akron	61 69								
64	H	Ball St.	57 59	64	A	Ball St.	63 68								
32	H	Ohio	51 43	329	A	Kent St.	77 66								
246	A	Northern Ill.	74 76	69	H	Central Mich.	67 61								
260	A	Miami (OH)	58 69	111	A	Eastern Mich.	56 67								
120	H	Western Mich.	78 92	259	A	Sacred Heart	66 53								

Non-Div I Games:

Buffalo

■ Loss,
■ Non-Conf,
■ S Site,
■ H Home
■ A Away
N Neutral

Average RPI Win:	193	WON-LOST	WINNING	LAST 10	STRENGTH OF	OPP. STRENGTH	TEAM	ADJ.	CONF.	ADJ CONF.
Average RPI Loss:	84	RECORD	PCT. RANK	GAMES	SCHEDULE	OF SCHEDULE	RPI	RPI	RPI	RPI
DIV. I ONLY	8- 15	255	2- 8	100	48	192	192	6	6	
DIV. I NON-CONF.	5- 6	180	0- 0	138	21	142	142	6	6	
TOTALS	RPI 1-25	RPI 26-50	W-L RECORDS	RPI 51-100	RPI 101-150	RPI 150+				
8- 15	0- 2	0- 3	OVERALL	1- 4	2- 5	5- 1				
5- 6	0- 2	0- 0	HOME	1- 2	2- 2	2- 0				
2- 9	0- 0	0- 3	AWAY	0- 2	0- 3	2- 1				
1- 0	0- 0	0- 0	NEUTRAL	0- 0	0- 0	1- 0				
5- 6	0- 1	0- 1	NON-CONFERENCE	1- 2	1- 1	3- 1				
3- 1	0- 1	0- 0	HOME	1- 0	1- 0	1- 0				
1- 5	0- 0	0- 1	AWAY	0- 2	0- 1	1- 1				
1- 0	0- 0	0- 0	NEUTRAL	0- 0	0- 0	1- 0				
3- 9	0- 1	0- 2	CONFERENCE	0- 2	1- 4	2- 0				
2- 5	0- 1	0- 0	HOME	0- 2	1- 2	1- 0				
1- 4	0- 0	0- 2	AWAY	0- 0	0- 2	1- 0				
0- 0	0- 0	0- 0	NEUTRAL	0- 0	0- 0	0- 0				

RPI	S	Opponent	Score	RPI	S	Opponent	Score	RPI	S	Opponent	Score	RPI	S	Opponent	Score	Team's RPI: 192
17	H	Green Bay	46 55	26	A	Seton Hall	77 98	57	A	Chattanooga	49 60	101	A	Wright St.	53 66	
18	H	DePaul	54 61	30	A	St. John's (NY)	41 68	62	H	Villanova	45 57	105	H	Georgetown	82 76	
				41	A	South Fla.	77 87	64	A	Ball St.	50 58	119	A	Creighton	49 77	
								85	H	Marquette	64 80	119	H	Creighton	42 52	
								94	H	TCU	65 53	130	H	Arkansas	63 57	
												136	A	Xavier	47 55	
												136	H	Xavier	63 73	
												223	H	Valparaiso	72 53	
												236	N	Clemson	54 50	
												242	A	Indiana St.	63 70	
												248	A	Providence	77 67	
												248	H	Providence	65 50	
												262	A	UCF	71 63	
LAST 12 Division I GAMES:																
248	H	Providence	65 50	18	H	DePaul	54 61									
119	H	Creighton	42 52	119	A	Creighton	49 77									
136	A	Xavier	47 55	248	A	Providence	77 67									
26	A	Seton Hall	77 98	136	H	Xavier	63 73									
30	A	St. John's (NY)	41 68	105	H	Georgetown	82 76									
85	H	Marquette	64 80	62	H	Villanova	45 57									

Non-Div I Games:

Butler

■ Loss,
■ Non-Conf,
■ S Site,
■ H Home
■ A Away
N Neutral

CSU Bakersfield

Through Games Of Feb. 11, 2016

Average RPI Win:	272	WON-LOST	WINNING	LAST 10	STRENGTH OF	OPP. STRENGTH	TEAM	ADJ.	CONF.	ADJ CONF.
Average RPI Loss:	125	RECORD	PCT. RANK	GAMES	SCHEDULE	OF SCHEDULE	RPI	RPI	RPI	RPI
DIV. I ONLY	8- 16	260	6- 4	166	154	243	243	25	25	
DIV. I NON-CONF.	3- 12	290	1- 2	74	30	239	239	25	25	
TOTALS	RPI 1-25	RPI 26-50	W-L RECORDS	RPI 51-100	RPI 101-150	RPI 150+				
8- 16	0- 5	0- 0	OVERALL	0- 2	0- 3	8- 6				
6- 5	0- 0	0- 0	HOME	0- 0	0- 1	6- 4				
2- 9	0- 3	0- 0	AWAY	0- 2	0- 2	2- 2				
0- 2	0- 2	0- 0	NEUTRAL	0- 0	0- 0	0- 0				
3- 12	0- 5	0- 0	NON-CONFERENCE	0- 1	0- 3	3- 3				
3- 3	0- 0	0- 0	HOME	0- 0	0- 1	3- 2				
0- 7	0- 3	0- 0	AWAY	0- 1	0- 2	0- 1				
0- 2	0- 2	0- 0	NEUTRAL	0- 0	0- 0	0- 0				
5- 4	0- 0	0- 0	CONFERENCE	0- 1	0- 0	5- 3				
3- 2	0- 0	0- 0	HOME	0- 0	0- 0	3- 2				
2- 2	0- 0	0- 0	AWAY	0- 1	0- 0	2- 1				
0- 0	0- 0	0- 0	NEUTRAL	0- 0	0- 0	0- 0				

RPI 1-25				RPI 26-50				RPI 51-100				RPI 101+ Team's RPI: 243			
RPI	S	Opponent	Score	RPI	S	Opponent	Score	RPI	S	Opponent	Score	RPI	S	Opponent	Score
3	N	South Carolina	71 90					74	A	UC Riverside	61 81	129	A	Hawaii	60 74
6	A	Stanford	41 83					98	A	New Mexico St.	63 86	129	H	Hawaii	55 65
7	A	Oregon St.	51 75									138	A	Fresno St.	52 57
9	N	Arizona St.	47 60									164	H	Pacific	74 80
10	A	UCLA	68 82									187	A	UTRGV	46 60
												194	H	Cal Poly	57 52
												203	H	San Jose St.	90 88
												220	H	Utah Valley	61 54
												229	H	Grand Canyon	51 61
												247	H	Seattle	76 68
												253	H	Pepperdine	73 76
												257	A	UC Santa Barbara	60 61
												308	A	UMKC	78 68
												308	H	UMKC	40 56
												326	H	UC Irvine	65 39
												339	A	Chicago St.	74 61
												339	H	Chicago St.	76 43
LAST 12 Division I GAMES:															
339	A	Chicago St.	74 61	247	H	Seattle	76 68								
308	A	UMKC	78 68	308	H	UMKC	40 56								
220	H	Utah Valley	61 54	339	H	Chicago St.	76 43								
229	H	Grand Canyon	51 61	326	H	UC Irvine	65 39								
98	A	New Mexico St.	63 86	129	H	Hawaii	55 65								
187	A	UTRGV	46 60	6	A	Stanford	41 83								

Non-Div I Games:

CSU Bakersfield

Loss, Non-Conf, S Site, H Home A Away N Neutral

C
S
U
N

C
S
U
N

CSUN

Page 37

Average RPI Win: 245	WON-LOST	WINNING	LAST 10	STRENGTH OF	OPP. STRENGTH	TEAM	ADJ.	CONF.	ADJ CONF.
Average RPI Loss: 134	RECORD	PCT. RANK	GAMES	SCHEDULE	OF SCHEDULE	RPI	RPI	RPI	RPI
DIV. I ONLY	11- 12	181	4- 6	200	224	194	194	22	22
DIV. I NON-CONF.	7- 6	156	1- 1	117	154	118	118	22	22
TOTALS	RPI 1-25	RPI 26-50	W-L RECORDS	RPI 51-100	RPI 101-150	RPI 150+			
11- 12	0- 1	0- 0	OVERALL	0- 4	2- 1	9- 6			
7- 3	0- 0	0- 0	HOME	0- 1	1- 1	6- 1			
4- 8	0- 1	0- 0	AWAY	0- 3	1- 0	3- 4			
0- 1	0- 0	0- 0	NEUTRAL	0- 0	0- 0	0- 1			
7- 6	0- 1	0- 0	NON-CONFERENCE	0- 3	2- 0	5- 2			
4- 1	0- 0	0- 0	HOME	0- 1	1- 0	3- 0			
3- 4	0- 1	0- 0	AWAY	0- 2	1- 0	2- 1			
0- 1	0- 0	0- 0	NEUTRAL	0- 0	0- 0	0- 1			
4- 6	0- 0	0- 0	CONFERENCE	0- 1	0- 1	4- 4			
3- 2	0- 0	0- 0	HOME	0- 0	0- 1	3- 1			
1- 4	0- 0	0- 0	AWAY	0- 1	0- 0	1- 3			
0- 0	0- 0	0- 0	NEUTRAL	0- 0	0- 0	0- 0			

RPI	S	Opponent	Score	RPI	S	Opponent	Score	RPI	S	Opponent	Score	RPI	S	Opponent	Score	Team's RPI: 194
7	A	Oregon St.	43 80					54	H	Santa Clara	63 69	114	A	San Francisco	62 61	
								59	A	St. Mary's (CA)	83 87	129	H	Hawaii	58 64	
								73	A	California	57 82	138	H	Fresno St.	64 60	
								74	A	UC Riverside	83 93	154	A	Long Beach St.	53 65	
												162	H	Montana St.	66 57	
												185	A	UC Davis	71 82	
												185	H	UC Davis	57 75	
												187	N	UTRGV	58 66	
												199	H	Sacramento St.	97 72	
												235	H	Loyola Marymount	70 58	
												243	A	CSU Bakersfield	52 57	
												253	A	Pepperdine	61 47	
												257	A	UC Santa Barbara	67 78	
												285	H	CSUN	66 62	
												321	A	A&M-Corpus Christi	56 45	
												326	A	UC Irvine	72 54	
												326	H	UC Irvine	50 38	
												337	H	Cal St. Fullerton	51 46	
LAST 12 Division I GAMES:																
185	A	UC Davis	71 82	285	H	CSUN	66 62									
326	H	UC Irvine	50 38	337	H	Cal St. Fullerton	51 46									
129	H	Hawaii	58 64	326	A	UC Irvine	72 54									
154	A	Long Beach St.	53 65	257	A	UC Santa Barbara	67 78									
74	A	UC Riverside	83 93	199	H	Sacramento St.	97 72									
185	H	UC Davis	57 75	7	A	Oregon St.	43 80									

Non-Div I Games:

Cal Poly

■ Loss,
 ■ Non-Conf,
 ■ S Site,
 ■ Home
 ■ A Away
 N Neutral

Average RPI Win:	280	WON-LOST	WINNING	LAST 10	STRENGTH OF	OPP. STRENGTH	TEAM	ADJ.	CONF.	ADJ CONF.
Average RPI Loss:	204	RECORD	PCT. RANK	GAMES	SCHEDULE	OF SCHEDULE	RPI	RPI	RPI	RPI
DIV. I ONLY	2- 22	347	0- 10	238	314	337	337	22	22	
DIV. I NON-CONF.	2- 12	311	0- 2	244	340	324	324	22	22	
TOTALS	RPI 1-25	RPI 26-50	W-L RECORDS	RPI 51-100	RPI 101-150	RPI 150+				
2- 22	0- 0	0- 0	OVERALL	0- 2	0- 1	2- 19				
1- 10	0- 0	0- 0	HOME	0- 2	0- 0	1- 8				
1- 11	0- 0	0- 0	AWAY	0- 0	0- 1	1- 10				
0- 1	0- 0	0- 0	NEUTRAL	0- 0	0- 0	0- 1				
2- 12	0- 0	0- 0	NON-CONFERENCE	0- 1	0- 0	2- 11				
1- 5	0- 0	0- 0	HOME	0- 1	0- 0	1- 4				
1- 6	0- 0	0- 0	AWAY	0- 0	0- 0	1- 6				
0- 1	0- 0	0- 0	NEUTRAL	0- 0	0- 0	0- 1				
0- 10	0- 0	0- 0	CONFERENCE	0- 1	0- 1	0- 8				
0- 5	0- 0	0- 0	HOME	0- 1	0- 0	0- 4				
0- 5	0- 0	0- 0	AWAY	0- 0	0- 1	0- 4				
0- 0	0- 0	0- 0	NEUTRAL	0- 0	0- 0	0- 0				

RPI S	Opponent	Score	RPI S	Opponent	Score	RPI S	Opponent	Score	RPI S	Opponent	Score	Team's RPI: 337
						71	H San Diego	44 53	129	A Hawaii	53 62	
						74	H UC Riverside	43 90	154	A Long Beach St.	57 62	
									154	H Long Beach St.	61 82	
									158	A SMU	53 74	
									162	A Montana St.	66 89	
									166	H Cornell	47 59	
									185	H UC Davis	59 63	
									188	H Eastern Wash.	57 68	
									191	H Weber St.	40 60	
									194	A Cal Poly	46 51	
									219	A Montana	51 86	
									235	A Loyola Marymount	75 73	
									246	N Northern Ill.	49 72	
									249	A San Diego St.	43 54	
									250	H Wyoming	56 61	
									253	A Pepperdine	75 81	
									257	A UC Santa Barbara	49 79	
									257	H UC Santa Barbara	47 65	
									285	A CSUN	52 79	
									318	A North Dakota St.	64 79	
									324	H Portland St.	84 69	
									326	H UC Irvine	58 62	
LAST 12 Division I GAMES:												
			74	H UC Riverside	43 90		154	A Long Beach St.	57 62			
			185	H UC Davis	59 63		194	A Cal Poly	46 51			
			257	A UC Santa Barbara	49 79		257	H UC Santa Barbara	47 65			
			285	A CSUN	52 79		154	H Long Beach St.	61 82			
			129	A Hawaii	53 62		318	A North Dakota St.	64 79			
			326	H UC Irvine	58 62		166	H Cornell	47 59			

Non-Div I Games:

Cal St. Fullerton

California

Through Games Of Feb. 11, 2016

Average RPI Win:	135	WON-LOST	WINNING	LAST 10	STRENGTH OF	OPP. STRENGTH	TEAM	ADJ.	CONF.	ADJ CONF.
Average RPI Loss:	34	RECORD	PCT. RANK	GAMES	SCHEDULE	OF SCHEDULE	RPI	RPI	RPI	RPI
DIV. I ONLY	11- 12	181	2- 8	13	4	73	73	1	1	
DIV. I NON-CONF.	8- 2	51	0- 0	72	50	46	46	1	1	
TOTALS	RPI 1-25	RPI 26-50	W-L RECORDS	RPI 51-100	RPI 101-150	RPI 150+				
11- 12	2- 7	0- 1	OVERALL	3- 3	1- 1	5- 0				
8- 4	1- 1	0- 1	HOME	3- 2	0- 0	4- 0				
2- 7	1- 1	0- 0	AWAY	0- 0	0- 0	1- 0				
1- 1	0- 1	0- 0	NEUTRAL	0- 0	1- 0	0- 0				
8- 2	1- 1	0- 0	NON-CONFERENCE	2- 1	1- 0	4- 0				
5- 1	0- 0	0- 0	HOME	2- 1	0- 0	3- 0				
2- 0	1- 0	0- 0	AWAY	0- 0	0- 0	1- 0				
1- 1	0- 1	0- 0	NEUTRAL	0- 0	1- 0	0- 0				
3- 10	1- 6	0- 1	CONFERENCE	1- 2	0- 1	1- 0				
3- 3	1- 1	0- 1	HOME	1- 1	0- 0	1- 0				
0- 7	0- 5	0- 0	AWAY	0- 1	0- 1	0- 0				
0- 0	0- 0	0- 0	NEUTRAL	0- 0	0- 0	0- 0				

RPI 1-25				RPI 26-50				RPI 51-100 Team's RPI: 73				RPI 101+			
RPI	S	Opponent	Score	RPI	S	Opponent	Score	RPI	S	Opponent	Score	RPI	S	Opponent	Score
6	A	Stanford	46 53	38	H	Washington	65 75	59	H	St. Mary's (CA)	63 64	102	N	Liberty	77 72
6	H	Stanford	55 60					61	A	Oregon	59 69	106	A	Arizona	52 57
7	A	Oregon St.	48 70					68	H	Washington St.	74 71	180	H	Colorado	64 35
9	A	Arizona St.	49 57					70	H	Utah	79 84	194	H	Cal Poly	82 57
10	A	UCLA	56 75					74	H	UC Riverside	64 58	199	H	Sacramento St.	117 99
10	H	UCLA	108 104					75	H	Nebraska	87 80	281	A	Austin Peay	67 58
15	N	Texas A&M	58 75									285	H	CSUN	106 44
20	A	Louisville	75 71												
25	A	Southern California	47 61												
LAST 12 Division I GAMES:															
6	H	Stanford	55 60	61	A	Oregon	59 69								
6	A	Stanford	46 53	7	A	Oregon St.	48 70								
38	H	Washington	65 75	70	H	Utah	79 84								
68	H	Washington St.	74 71	180	H	Colorado	64 35								
25	A	Southern California	47 61	106	A	Arizona	52 57								
10	A	UCLA	56 75	9	A	Arizona St.	49 57								

Non-Div I Games:

California

■ Loss,
 ■ Non-Conf,
 ■ S Site,
 ■ H Home
 ■ A Away
 N Neutral

Average RPI Win:	308	WON-LOST	WINNING	LAST 10	STRENGTH OF	OPP. STRENGTH	TEAM	ADJ.	CONF.	ADJ CONF.
Average RPI Loss:	188	RECORD	PCT. RANK	GAMES	SCHEDULE	OF SCHEDULE	RPI	RPI	RPI	RPI
DIV. I ONLY	8- 13	238	2- 8	299	341	282	282	26	26	
DIV. I NON-CONF.	5- 3	118	0- 0	296	347	193	193	29	29	
TOTALS	RPI 1-25	RPI 26-50	W-L RECORDS	RPI 51-100	RPI 101-150	RPI 150+				
8- 13	0- 0	0- 0	OVERALL	0- 1	0- 5	8- 7				
4- 5	0- 0	0- 0	HOME	0- 0	0- 2	4- 3				
4- 7	0- 0	0- 0	AWAY	0- 1	0- 2	4- 4				
0- 1	0- 0	0- 0	NEUTRAL	0- 0	0- 1	0- 0				
5- 3	0- 0	0- 0	NON-CONFERENCE	0- 1	0- 2	5- 0				
3- 0	0- 0	0- 0	HOME	0- 0	0- 0	3- 0				
2- 2	0- 0	0- 0	AWAY	0- 1	0- 1	2- 0				
0- 1	0- 0	0- 0	NEUTRAL	0- 0	0- 1	0- 0				
3- 10	0- 0	0- 0	CONFERENCE	0- 0	0- 3	3- 7				
1- 5	0- 0	0- 0	HOME	0- 0	0- 2	1- 3				
2- 5	0- 0	0- 0	AWAY	0- 0	0- 1	2- 4				
0- 0	0- 0	0- 0	NEUTRAL	0- 0	0- 0	0- 0				

RPI 1-25			RPI 26-50			RPI 51-100			RPI 101+			Team's RPI: 282
RPI	S	Opponent	Score	RPI	S	Opponent	Score	RPI	S	Opponent	Score	
						97 A VCU	34 57	102 A	Liberty	55 67		
								102 H	Liberty	52 62		
								128 N	Central Ark.	34 57		
								140 H	UNC Asheville	58 72		
								143 A	ETSU	55 70		
								216 A	Radford	59 62		
								218 H	Presbyterian	45 69		
								225 A	Gardner-Webb	56 68		
								225 H	Gardner-Webb	35 70		
								241 H	High Point	55 69		
								274 H	N.C. A&T	56 55		
								295 A	Coastal Caro.	83 70		
								295 H	Coastal Caro.	73 52		
								300 A	Charleston So.	57 65		
								301 H	Western Caro.	73 66		
								302 A	North Florida	66 55		
								311 A	Longwood	73 56		
								313 A	Winthrop	49 50		
								338 H	Mt. St. Mary's	62 53		
								349 A	N.C. Central	57 48		
LAST 12 Division I GAMES:												
102 A	Liberty	55 67	241 H	High Point	55 69							
225 A	Gardner-Webb	56 68	216 A	Radford	59 62							
295 H	Coastal Caro.	73 52	311 A	Longwood	73 56							
300 A	Charleston So.	57 65	225 H	Gardner-Webb	35 70							
313 A	Winthrop	49 50	140 H	UNC Asheville	58 72							
218 H	Presbyterian	45 69	102 H	Liberty	52 62							

Non-Div I Games: UNC Pembroke

62 67

Campbell

■ Loss,
 ■ Non-Conf,
 S Site,
 ■ Home
 ■ Away
 N Neutral

Average RPI Win:	258	WON-LOST	WINNING	LAST 10	STRENGTH OF	OPP. STRENGTH	TEAM	ADJ.	CONF.	ADJ CONF.
Average RPI Loss:	151	RECORD	PCT. RANK	GAMES	SCHEDULE	OF SCHEDULE	RPI	RPI	RPI	RPI
DIV. I ONLY	9- 14	233	2- 8	185	245	217	217	23	23	
DIV. I NON-CONF.	5- 4	138	0- 0	82	140	100	100	24	24	
TOTALS	RPI 1-25	RPI 26-50	W-L RECORDS	RPI 51-100	RPI 101-150	RPI 150+				
9- 14	0- 1	0- 1	OVERALL	1- 0	0- 6	8- 6				
4- 5	0- 0	0- 1	HOME	1- 0	0- 2	3- 2				
5- 9	0- 1	0- 0	AWAY	0- 0	0- 4	5- 4				
0- 0	0- 0	0- 0	NEUTRAL	0- 0	0- 0	0- 0				
5- 4	0- 1	0- 1	NON-CONFERENCE	1- 0	0- 2	4- 0				
3- 1	0- 0	0- 1	HOME	1- 0	0- 0	2- 0				
2- 3	0- 1	0- 0	AWAY	0- 0	0- 2	2- 0				
0- 0	0- 0	0- 0	NEUTRAL	0- 0	0- 0	0- 0				
4- 10	0- 0	0- 0	CONFERENCE	0- 0	0- 4	4- 6				
1- 4	0- 0	0- 0	HOME	0- 0	0- 2	1- 2				
3- 6	0- 0	0- 0	AWAY	0- 0	0- 2	3- 4				
0- 0	0- 0	0- 0	NEUTRAL	0- 0	0- 0	0- 0				

RPI 1-25				RPI 26-50				RPI 51-100				RPI 101+ Team's RPI: 217			
RPI	S	Opponent	Score	RPI	S	Opponent	Score	RPI	S	Opponent	Score	RPI	S	Opponent	Score
8	A	Texas	62 92	28	H	St. Bonaventure	47 59	91	H	Bucknell	61 56	112	A	Iona	56 79
												112	H	Iona	76 79
												116	A	Youngstown St.	51 53
												117	A	Quinnipiac	54 63
												117	H	Quinnipiac	68 80
												137	A	Buffalo	40 54
												198	A	Northeastern	68 57
												210	A	Fairfield	48 52
												210	H	Fairfield	50 51
												221	A	Siena	57 61
												221	H	Siena	52 58
												228	H	Binghamton	80 50
												232	A	Manhattan	55 77
												273	A	Monmouth	75 79
												279	H	Saint Francis (PA)	77 52
												280	A	Lamar	57 55
												290	A	Niagara	68 66
												291	A	Rider	73 64
												333	A	Saint Peter's	60 53
												333	H	Saint Peter's	54 42
LAST 12 Division I GAMES:															
273	A	Monmouth	75 79	117	H	Quinnipiac	68 80								
232	A	Manhattan	55 77	333	H	Saint Peter's	54 42								
112	H	Iona	76 79	112	A	Iona	56 79								
290	A	Niagara	68 66	117	A	Quinnipiac	54 63								
210	A	Fairfield	48 52	221	H	Siena	52 58								
221	A	Siena	57 61	210	H	Fairfield	50 51								

Non-Div I Games:

Canisius

■ Loss,
 ■ Non-Conf,
 ■ S Site,
 ■ H Home
 ■ A Away
 N Neutral

Central Ark.

Through Games Of Feb. 11, 2016

Average RPI Win:	278	WON-LOST	WINNING	LAST 10	STRENGTH OF	OPP. STRENGTH	TEAM	ADJ.	CONF.	ADJ CONF.
Average RPI Loss:	70	RECORD	PCT. RANK	GAMES	SCHEDULE	OF SCHEDULE	RPI	RPI	RPI	RPI
DIV. I ONLY	15- 3	18	9- 1	324	277	128	128	27	27	
DIV. I NON-CONF.	6- 1	27	0- 0	306	305	108	108	26	26	
TOTALS	RPI 1-25	RPI 26-50	W-L RECORDS	RPI 51-100	RPI 101-150	RPI 150+				
15- 3	0- 1	0- 0	OVERALL	0- 1	1- 1	14- 0				
6- 2	0- 0	0- 0	HOME	0- 1	0- 1	6- 0				
7- 1	0- 0	0- 0	AWAY	0- 0	1- 0	6- 0				
2- 0	0- 0	0- 0	NEUTRAL	0- 0	0- 0	2- 0				
6- 1	0- 1	0- 0	NON-CONFERENCE	0- 0	0- 0	6- 0				
2- 0	0- 0	0- 0	HOME	0- 0	0- 0	2- 0				
2- 1	0- 1	0- 0	AWAY	0- 0	0- 0	2- 0				
2- 0	0- 0	0- 0	NEUTRAL	0- 0	0- 0	2- 0				
9- 2	0- 0	0- 0	CONFERENCE	0- 1	1- 1	8- 0				
4- 2	0- 0	0- 0	HOME	0- 1	0- 1	4- 0				
5- 0	0- 0	0- 0	AWAY	0- 0	1- 0	4- 0				
0- 0	0- 0	0- 0	NEUTRAL	0- 0	0- 0	0- 0				

RPI 1-25				RPI 26-50				RPI 51-100				RPI 101+ Team's RPI: 128			
RPI	S	Opponent	Score	RPI	S	Opponent	Score	RPI	S	Opponent	Score	RPI	S	Opponent	Score
12	A	Tennessee	47 102					63	H	Abilene Christian	49 61	134	A	Northwestern St.	74 49
												134	H	Northwestern St.	56 60
												196	A	Southeast Mo. St.	63 54
												234	H	Houston Baptist	45 44
												237	A	Stephen F. Austin	55 53
												276	A	Murray St.	61 51
												276	H	Murray St.	50 40
												280	H	Lamar	74 49
												282	N	Campbell	57 34
												305	H	Southeastern La.	80 58
												309	A	Nicholls St.	71 65
												314	N	South Carolina St.	51 38
												320	H	Alcorn	58 35
												321	A	A&M-Corpus Christi	66 55
												340	A	New Orleans	59 44
												340	H	New Orleans	67 55
LAST 12 Division I GAMES:															
134	H	Northwestern St.	56 60	234	H	Houston Baptist	45 44								
340	H	New Orleans	67 55	280	H	Lamar	74 49								
305	H	Southeastern La.	80 58	237	A	Stephen F. Austin	55 53								
134	A	Northwestern St.	74 49	321	A	A&M-Corpus Christi	66 55								
309	A	Nicholls St.	71 65	63	H	Abilene Christian	49 61								
340	A	New Orleans	59 44	314	N	South Carolina St.	51 38								

Non-Div I Games: Central Baptist 70 37 Hendrix 72 43 Crowley's Ridge 93 38 Jarvis Christian 77 23
Central Ark.

Loss, Non-Conf, S Site, H Home A Away N Neutral

Average RPI Win:	288	WON-LOST	WINNING	LAST 10	STRENGTH OF	OPP. STRENGTH	TEAM	ADJ.	CONF.	ADJ CONF.
Average RPI Loss:	197	RECORD	PCT. RANK	GAMES	SCHEDULE	OF SCHEDULE	RPI	RPI	RPI	RPI
DIV. I ONLY	9- 14	233	6- 4	298	320	277	277	31	31	
DIV. I NON-CONF.	3- 8	258	0- 0	260	189	291	291	32	32	
TOTALS	RPI 1-25	RPI 26-50	W-L RECORDS	RPI 51-100	RPI 101-150	RPI 150+				
9- 14	0- 1	0- 0	OVERALL	0- 2	0- 1	9- 10				
6- 4	0- 0	0- 0	HOME	0- 0	0- 0	6- 4				
3- 10	0- 1	0- 0	AWAY	0- 2	0- 1	3- 6				
0- 0	0- 0	0- 0	NEUTRAL	0- 0	0- 0	0- 0				
3- 8	0- 1	0- 0	NON-CONFERENCE	0- 2	0- 1	3- 4				
3- 1	0- 0	0- 0	HOME	0- 0	0- 0	3- 1				
0- 7	0- 1	0- 0	AWAY	0- 2	0- 1	0- 3				
0- 0	0- 0	0- 0	NEUTRAL	0- 0	0- 0	0- 0				
6- 6	0- 0	0- 0	CONFERENCE	0- 0	0- 0	6- 6				
3- 3	0- 0	0- 0	HOME	0- 0	0- 0	3- 3				
3- 3	0- 0	0- 0	AWAY	0- 0	0- 0	3- 3				
0- 0	0- 0	0- 0	NEUTRAL	0- 0	0- 0	0- 0				

RPI 1-25				RPI 26-50				RPI 51-100				RPI 101+ Team's RPI: 277			
RPI	S	Opponent	Score	RPI	S	Opponent	Score	RPI	S	Opponent	Score	RPI	S	Opponent	Score
11	A	Maryland	43 86					72	A	Army West Point	52 81	131	A	Penn St.	47 73
								92	A	Maine	42 62	160	A	Fordham	48 63
												189	A	Robert Morris	55 72
												189	H	Robert Morris	48 39
												206	A	Hartford	41 49
												213	A	Bryant	56 70
												213	H	Bryant	53 65
												258	H	New Hampshire	50 64
												259	H	Sacred Heart	57 61
												261	H	Massachusetts	78 68
												269	H	Dartmouth	59 55
												279	A	Saint Francis (PA)	79 59
												279	H	Saint Francis (PA)	66 51
												286	A	Vermont	63 79
												310	A	Fairleigh Dickinson	78 75
												315	H	UMass Lowell	64 53
												325	H	LIU Brooklyn	45 59
												338	A	Mt. St. Mary's	48 54
												342	A	Wagner	62 52
												344	H	St. Francis Brooklyn	65 61
LAST 12 Division I GAMES:															
189	A	Robert Morris	55 72	259	H	Sacred Heart	57 61								
279	A	Saint Francis (PA)	79 59	342	A	Wagner	62 52								
213	H	Bryant	53 65	310	A	Fairleigh Dickinson	78 75								
344	H	St. Francis Brooklyn	65 61	338	A	Mt. St. Mary's	48 54								
189	H	Robert Morris	48 39	325	H	LIU Brooklyn	45 59								
279	H	Saint Francis (PA)	66 51	213	A	Bryant	56 70								

Non-Div I Games:

Central Conn. St.

■ Loss,
 ■ Non-Conf,
 ■ S Site,
 ■ H Home
 ■ A Away
 N Neutral

Average RPI Win:	187	WON-LOST	WINNING	LAST 10	STRENGTH OF	OPP. STRENGTH	TEAM	ADJ.	CONF.	ADJ CONF.
Average RPI Loss:	109	RECORD	PCT. RANK	GAMES	SCHEDULE	OF SCHEDULE	RPI	RPI	RPI	RPI
DIV. I ONLY	16- 7	72	9- 1	109	141	69	69	12	12	
DIV. I NON-CONF.	6- 5	146	0- 0	124	127	129	129	13	13	
TOTALS	RPI 1-25	RPI 26-50	W-L RECORDS	RPI 51-100	RPI 101-150	RPI 150+				
16- 7	0- 1	0- 1	OVERALL	2- 1	4- 2	10- 2				
9- 2	0- 1	0- 0	HOME	1- 0	2- 1	6- 0				
6- 5	0- 0	0- 1	AWAY	1- 1	2- 1	3- 2				
1- 0	0- 0	0- 0	NEUTRAL	0- 0	0- 0	1- 0				
6- 5	0- 1	0- 0	NON-CONFERENCE	1- 1	0- 1	5- 2				
3- 2	0- 1	0- 0	HOME	1- 0	0- 1	2- 0				
2- 3	0- 0	0- 0	AWAY	0- 1	0- 0	2- 2				
1- 0	0- 0	0- 0	NEUTRAL	0- 0	0- 0	1- 0				
10- 2	0- 0	0- 1	CONFERENCE	1- 0	4- 1	5- 0				
6- 0	0- 0	0- 0	HOME	0- 0	2- 0	4- 0				
4- 2	0- 0	0- 1	AWAY	1- 0	2- 1	1- 0				
0- 0	0- 0	0- 0	NEUTRAL	0- 0	0- 0	0- 0				

RPI 1-25				RPI 26-50				RPI 51-100 Team's RPI: 69				RPI 101+			
RPI	S	Opponent	Score	RPI	S	Opponent	Score	RPI	S	Opponent	Score	RPI	S	Opponent	Score
23	H	Duquesne	49 68	32	A	Ohio	84 86	64	A	Ball St.	74 65	110	A	Akron	97 77
								78	H	Middle Tenn.	81 59	110	H	Akron	81 60
								93	A	Saint Joseph's	66 76	111	A	Eastern Mich.	66 65
												115	H	Memphis	61 64
												120	H	Western Mich.	53 51
												137	A	Buffalo	61 67
												156	A	Loyola Chicago	68 59
												161	A	Illinois	69 74
												172	H	SIUE	78 65
												201	A	Ill.-Chicago	63 66
												209	A	Oakland	110 87
												239	H	Bowling Green	76 75
												242	H	Indiana St.	85 65
												246	H	Northern Ill.	95 63
												260	A	Miami (OH)	72 58
												260	H	Miami (OH)	77 54
												291	N	Rider	76 58
												329	H	Kent St.	81 61
LAST 12 Division I GAMES:															
64	A	Ball St.	74 65	260	A	Miami (OH)	72 58								
239	H	Bowling Green	76 75	32	A	Ohio	84 86								
111	A	Eastern Mich.	66 65	246	H	Northern Ill.	95 63								
260	H	Miami (OH)	77 54	110	A	Akron	97 77								
120	H	Western Mich.	53 51	137	A	Buffalo	61 67								
110	H	Akron	81 60	329	H	Kent St.	81 61								

Non-Div I Games:

Central Mich.

■ Loss,
 ■ Non-Conf, S Site,
 ■ Home
 ■ Away
 N Neutral

Average RPI Win:	297	WON-LOST	WINNING	LAST 10	STRENGTH OF	OPP. STRENGTH	TEAM	ADJ.	CONF.	ADJ CONF.
Average RPI Loss:	192	RECORD	PCT. RANK	GAMES	SCHEDULE	OF SCHEDULE	RPI	RPI	RPI	RPI
DIV. I ONLY	8- 12	228	4- 6	340	232	300	300	26	26	
DIV. I NON-CONF.	2- 4	234	0- 0	349	62	341	341	29	29	
TOTALS	RPI 1-25	RPI 26-50	W-L RECORDS	RPI 51-100	RPI 101-150	RPI 150+				
8- 12	0- 0	0- 0	OVERALL	0- 1	0- 3	8- 8				
5- 4	0- 0	0- 0	HOME	0- 0	0- 2	5- 2				
3- 8	0- 0	0- 0	AWAY	0- 1	0- 1	3- 6				
0- 0	0- 0	0- 0	NEUTRAL	0- 0	0- 0	0- 0				
2- 4	0- 0	0- 0	NON-CONFERENCE	0- 1	0- 0	2- 3				
2- 0	0- 0	0- 0	HOME	0- 0	0- 0	2- 0				
0- 4	0- 0	0- 0	AWAY	0- 1	0- 0	0- 3				
0- 0	0- 0	0- 0	NEUTRAL	0- 0	0- 0	0- 0				
6- 8	0- 0	0- 0	CONFERENCE	0- 0	0- 3	6- 5				
3- 4	0- 0	0- 0	HOME	0- 0	0- 2	3- 2				
3- 4	0- 0	0- 0	AWAY	0- 0	0- 1	3- 3				
0- 0	0- 0	0- 0	NEUTRAL	0- 0	0- 0	0- 0				

RPI S	Opponent	Score	RPI S	Opponent	Score	RPI S	Opponent	Score	RPI S	Opponent	Score
						100	A Virginia	65 85	102	A Liberty	40 51
									102	H Liberty	49 59
									140	H UNC Asheville	50 58
									179	A Col. of Charleston	66 81
									216	A Radford	40 55
									218	A Presbyterian	37 52
									218	H Presbyterian	49 63
									225	A Gardner-Webb	55 63
									236	A Clemson	36 43
									241	A High Point	64 62
									270	A Ga. Southern	51 64
									282	H Campbell	65 57
									295	H Coastal Caro.	62 73
									301	H Western Caro.	80 59
									303	H Wofford	74 64
									311	A Longwood	63 54
									311	H Longwood	66 58
									313	A Winthrop	58 50
									313	H Winthrop	54 51
LAST 12 Division I GAMES:											
218	A	Presbyterian	37	52	295	H	Coastal Caro.	62	73		
311	H	Longwood	66	58	225	A	Gardner-Webb	55	63		
102	H	Liberty	49	59	140	H	UNC Asheville	50	58		
313	A	Winthrop	58	50	241	A	High Point	64	62		
282	H	Campbell	65	57	218	H	Presbyterian	49	63		
216	A	Radford	40	55	311	A	Longwood	63	54		

Non-Div I Games: Paine 69 62 Columbia Int'l 67 35 Warner 73 53

Charleston So.

Loss, Non-Conf, S Site, H Home A Away N Neutral

Average RPI Win: 193	WON-LOST	WINNING	LAST 10	STRENGTH OF	OPP. STRENGTH	TEAM	ADJ.	CONF.	ADJ CONF.
Average RPI Loss: 83	RECORD	PCT. RANK	GAMES	SCHEDULE	OF SCHEDULE	RPI	RPI	RPI	RPI
DIV. I ONLY	13- 9	120	6- 4	86	135	90	90	11	11
DIV. I NON-CONF.	7- 4	110	0- 1	40	171	59	59	10	10
TOTALS	RPI 1-25	RPI 26-50	W-L RECORDS	RPI 51-100	RPI 101-150	RPI 150+			
13- 9	0- 0	0- 3	OVERALL	1- 3	2- 3	10- 0			
8- 2	0- 0	0- 1	HOME	1- 0	0- 1	7- 0			
4- 7	0- 0	0- 2	AWAY	0- 3	1- 2	3- 0			
1- 0	0- 0	0- 0	NEUTRAL	0- 0	1- 0	0- 0			
7- 4	0- 0	0- 3	NON-CONFERENCE	1- 1	1- 0	5- 0			
4- 1	0- 0	0- 1	HOME	1- 0	0- 0	3- 0			
2- 3	0- 0	0- 2	AWAY	0- 1	0- 0	2- 0			
1- 0	0- 0	0- 0	NEUTRAL	0- 0	1- 0	0- 0			
6- 5	0- 0	0- 0	CONFERENCE	0- 2	1- 3	5- 0			
4- 1	0- 0	0- 0	HOME	0- 0	0- 1	4- 0			
2- 4	0- 0	0- 0	AWAY	0- 2	1- 2	1- 0			
0- 0	0- 0	0- 0	NEUTRAL	0- 0	0- 0	0- 0			

RPI 1-25				RPI 26-50				RPI 51-100				Team's RPI: 90		RPI 101+			
RPI	S	Opponent	Score	RPI	S	Opponent	Score	RPI	S	Opponent	Score			RPI	S	Opponent	Score
				33	A	Missouri	71 88	58	A	Western Ky.	66 77			126	N	Mercer	72 62
				34	H	Miami (FL)	70 77	64	H	Ball St.	72 66			135	A	Marshall	64 61
				39	A	North Carolina St.	65 72	67	A	Elon	83 90			144	A	Old Dominion	85 94
								78	A	Middle Tenn.	67 72			144	H	Old Dominion	59 71
														150	A	UAB	57 75
														152	H	Southern Miss.	80 59
														159	A	Davidson	99 88
														168	H	Louisiana Tech	63 58
														173	H	Fla. Atlantic	85 79
														179	H	Col. of Charleston	89 61
														189	H	Robert Morris	94 73
														245	A	Rice	69 58
														268	A	Georgia St.	83 71
														298	H	FIU	87 74
														349	H	N.C. Central	67 52
LAST 12 Division I GAMES:																	
				245	A	Rice	69 58	150	A	UAB	57 75						
				144	A	Old Dominion	85 94	78	A	Middle Tenn.	67 72						
				173	H	Fla. Atlantic	85 79	168	H	Louisiana Tech	63 58						
				298	H	FIU	87 74	152	H	Southern Miss.	80 59						
				58	A	Western Ky.	66 77	144	H	Old Dominion	59 71						
				135	A	Marshall	64 61	33	A	Missouri	71 88						

Non-Div I Games:

Charlotte

■ Loss,
 ■ Non-Conf,
 ■ S Site,
 ■ Home
 ■ A Away
 N Neutral

Average RPI Win:	294	WON-LOST	WINNING	LAST 10	STRENGTH OF	OPP. STRENGTH	TEAM	ADJ.	CONF.	ADJ CONF.
Average RPI Loss:	202	RECORD	PCT. RANK	GAMES	SCHEDULE	OF SCHEDULE	RPI	RPI	RPI	RPI
DIV. I ONLY	4- 19	318	2- 8	312	262	339	339	25	25	
DIV. I NON-CONF.	2- 12	311	0- 3	288	288	339	339	25	25	
TOTALS	RPI 1-25	RPI 26-50	W-L RECORDS	RPI 51-100	RPI 101-150	RPI 150+				
4- 19	0- 1	0- 1	OVERALL	0- 1	0- 1	4- 15				
3- 9	0- 0	0- 1	HOME	0- 1	0- 0	3- 7				
1- 10	0- 1	0- 0	AWAY	0- 0	0- 1	1- 8				
0- 0	0- 0	0- 0	NEUTRAL	0- 0	0- 0	0- 0				
2- 12	0- 1	0- 1	NON-CONFERENCE	0- 0	0- 1	2- 9				
1- 6	0- 0	0- 1	HOME	0- 0	0- 0	1- 5				
1- 6	0- 1	0- 0	AWAY	0- 0	0- 1	1- 4				
0- 0	0- 0	0- 0	NEUTRAL	0- 0	0- 0	0- 0				
2- 7	0- 0	0- 0	CONFERENCE	0- 1	0- 0	2- 6				
2- 3	0- 0	0- 0	HOME	0- 1	0- 0	2- 2				
0- 4	0- 0	0- 0	AWAY	0- 0	0- 0	0- 4				
0- 0	0- 0	0- 0	NEUTRAL	0- 0	0- 0	0- 0				

RPI S	Opponent	Score	RPI S	Opponent	Score	RPI S	Opponent	Score	RPI S	Opponent	Score	Team's RPI: 339
18	A DePaul	42 88	46	H Kansas St.	54 63	98	H New Mexico St.	60 70	120	A Western Mich.	56 65	
									161	A Illinois	36 67	
									177	H Milwaukee	48 55	
									187	H UTRGV	56 64	
									201	H Ill.-Chicago	47 51	
									209	H Oakland	51 74	
									220	A Utah Valley	46 74	
									226	A Western Ill.	50 88	
									229	A Grand Canyon	36 74	
									243	A CSU Bakersfield	43 76	
									243	H CSU Bakersfield	61 74	
									246	H Northern Ill.	50 68	
									247	A Seattle	45 59	
									247	H Seattle	57 49	
									294	H Morehead St.	75 71	
									308	H UMKC	77 72	
									312	A Illinois St.	53 57	
									316	H Bradley	60 66	
									328	A Jackson St.	76 59	
									332	A IPFW	51 62	
LAST 12 Division I GAMES:												
243	H	CSU Bakersfield	61	74	187	H	UTRGV	56	64			
247	H	Seattle	57	49	247	A	Seattle	45	59			
308	H	UMKC	77	72	243	A	CSU Bakersfield	43	76			
220	A	Utah Valley	46	74	177	H	Milwaukee	48	55			
229	A	Grand Canyon	36	74	246	H	Northern Ill.	50	68			
98	H	New Mexico St.	60	70	312	A	Illinois St.	53	57			

Non-Div I Games:

Chicago St.

■ Loss,
■ Non-Conf,
■ S Site,
■ H Home
■ A Away
N Neutral

Average RPI Win:	243	WON-LOST	WINNING	LAST 10	STRENGTH OF	OPP. STRENGTH	TEAM	ADJ.	CONF.	ADJ CONF.
Average RPI Loss:	90	RECORD	PCT. RANK	GAMES	SCHEDULE	OF SCHEDULE	RPI	RPI	RPI	RPI
DIV. I ONLY	7- 16	272	2- 8	83	82	208	208	8	8	
DIV. I NON-CONF.	4- 7	222	0- 0	26	92	166	166	7	7	
TOTALS	RPI 1-25	RPI 26-50	W-L RECORDS	RPI 51-100	RPI 101-150	RPI 150+				
7- 16	0- 3	0- 3	OVERALL	0- 3	1- 3	6- 4				
5- 7	0- 2	0- 0	HOME	0- 2	1- 1	4- 2				
2- 7	0- 0	0- 2	AWAY	0- 1	0- 2	2- 2				
0- 2	0- 1	0- 1	NEUTRAL	0- 0	0- 0	0- 0				
4- 7	0- 2	0- 2	NON-CONFERENCE	0- 1	1- 1	3- 1				
4- 2	0- 1	0- 0	HOME	0- 1	1- 0	3- 0				
0- 3	0- 0	0- 1	AWAY	0- 0	0- 1	0- 1				
0- 2	0- 1	0- 1	NEUTRAL	0- 0	0- 0	0- 0				
3- 9	0- 1	0- 1	CONFERENCE	0- 2	0- 2	3- 3				
1- 5	0- 1	0- 0	HOME	0- 1	0- 1	1- 2				
2- 4	0- 0	0- 1	AWAY	0- 1	0- 1	2- 1				
0- 0	0- 0	0- 0	NEUTRAL	0- 0	0- 0	0- 0				

RPI 1-25				RPI 26-50				RPI 51-100				RPI 101+ Team's RPI: 208			
RPI	S	Opponent	Score	RPI	S	Opponent	Score	RPI	S	Opponent	Score	RPI	S	Opponent	Score
2	H	UConn	45 107	27	N	Michigan St.	63 103	60	A	Temple	51 74	115	A	Memphis	51 54
4	N	Baylor	34 72	29	A	Georgia	42 60	60	H	Temple	49 74	115	H	Memphis	47 64
5	H	Ohio St.	76 105	41	A	South Fla.	49 82	86	H	UT Martin	57 63	136	A	Xavier	56 65
												145	H	Northern Ky.	71 68
												158	H	SMU	55 73
												171	A	East Carolina	60 63
												174	A	Detroit	68 77
												184	A	Tulsa	55 53
												239	H	Bowling Green	54 51
												256	H	Houston	56 50
												262	A	UCF	68 50
												262	H	UCF	60 80
												279	H	Saint Francis (PA)	93 86
												336	H	Eastern Ill.	70 57
LAST 12 Division I GAMES:															
60	H	Temple	49 74	262	H	UCF	60 80								
115	A	Memphis	51 54	184	A	Tulsa	55 53								
41	A	South Fla.	49 82	60	A	Temple	51 74								
256	H	Houston	56 50	115	H	Memphis	47 64								
158	H	SMU	55 73	262	A	UCF	68 50								
171	A	East Carolina	60 63	2	H	UConn	45 107								

Non-Div I Games:

Cincinnati

■ Loss,
■ Non-Conf,
■ S Site,
■ H Home
■ A Away
N Neutral

Average RPI Win:	257	WON-LOST	WINNING	LAST 10	STRENGTH OF	OPP. STRENGTH	TEAM	ADJ.	CONF.	ADJ CONF.
Average RPI Loss:	109	RECORD	PCT. RANK	GAMES	SCHEDULE	OF SCHEDULE	RPI	RPI	RPI	RPI
DIV. I ONLY	4- 20	322	0- 10	45	128	236	236	5	5	
DIV. I NON-CONF.	4- 9	245	0- 1	129	336	256	256	5	5	
TOTALS	RPI 1-25	RPI 26-50	W-L RECORDS	RPI 51-100	RPI 101-150	RPI 150+				
4- 20	0- 5	0- 2	OVERALL	0- 4	1- 4	3- 5				
3- 10	0- 2	0- 2	HOME	0- 1	1- 2	2- 3				
1- 8	0- 3	0- 0	AWAY	0- 3	0- 1	1- 1				
0- 2	0- 0	0- 0	NEUTRAL	0- 0	0- 1	0- 1				
4- 9	0- 1	0- 0	NON-CONFERENCE	0- 2	1- 1	3- 5				
3- 4	0- 1	0- 0	HOME	0- 0	1- 0	2- 3				
1- 3	0- 0	0- 0	AWAY	0- 2	0- 0	1- 1				
0- 2	0- 0	0- 0	NEUTRAL	0- 0	0- 1	0- 1				
0- 11	0- 4	0- 2	CONFERENCE	0- 2	0- 3	0- 0				
0- 6	0- 1	0- 2	HOME	0- 1	0- 2	0- 0				
0- 5	0- 3	0- 0	AWAY	0- 1	0- 1	0- 0				
0- 0	0- 0	0- 0	NEUTRAL	0- 0	0- 0	0- 0				

RPI 1-25				RPI 26-50				RPI 51-100				RPI 101+ Team's RPI: 236			
RPI	S	Opponent	Score	RPI	S	Opponent	Score	RPI	S	Opponent	Score	RPI	S	Opponent	Score
3	H	South Carolina	41 67	34	H	Miami (FL)	49 83	61	A	Oregon	56 69	103	A	North Carolina	56 72
13	A	Florida St.	56 75	47	H	Duke	43 72	80	H	Georgia Tech	63 76	123	H	Wake Forest	45 55
13	H	Florida St.	40 85					92	A	Maine	42 75	137	N	Buffalo	51 61
20	A	Louisville	33 75					96	A	Virginia Tech	49 79	140	H	UNC Asheville	67 49
24	A	Syracuse	62 83									146	H	Pittsburgh	56 59
												192	N	Butler	50 54
												197	H	William & Mary	41 58
												214	A	Furman	49 70
												272	A	Tennessee Tech	71 53
												295	H	Coastal Caro.	47 63
												299	H	Florida A&M	68 77
												300	H	Charleston So.	43 36
												314	H	South Carolina St.	63 54
LAST 12 Division I GAMES:															
123	H	Wake Forest	45 55	47	H	Duke	43 72								
13	A	Florida St.	56 75	96	A	Virginia Tech	49 79								
24	A	Syracuse	62 83	13	H	Florida St.	40 85								
146	H	Pittsburgh	56 59	34	H	Miami (FL)	49 83								
20	A	Louisville	33 75	103	A	North Carolina	56 72								
80	H	Georgia Tech	63 76	299	H	Florida A&M	68 77								

Non-Div I Games:

Clemson

■ Loss,
■ Non-Conf, S Site,
■ Home
■ Away
N Neutral

Average RPI Win:	238	WON-LOST	WINNING	LAST 10	STRENGTH OF	OPP. STRENGTH	TEAM	ADJ.	CONF.	ADJ CONF.
Average RPI Loss:	169	RECORD	PCT. RANK	GAMES	SCHEDULE	OF SCHEDULE	RPI	RPI	RPI	RPI
DIV. I ONLY	5- 17	298	1- 3	214	204	304	304	14	14	
DIV. I NON-CONF.	3- 7	248	0- 1	319	254	317	317	15	15	
TOTALS	RPI 1-25	RPI 26-50	W-L RECORDS	RPI 51-100	RPI 101-150	RPI 150+				
5- 17	0- 1	0- 0	OVERALL	0- 2	1- 4	4- 10				
4- 7	0- 1	0- 0	HOME	0- 1	1- 2	3- 3				
1- 8	0- 0	0- 0	AWAY	0- 0	0- 2	1- 6				
0- 2	0- 0	0- 0	NEUTRAL	0- 1	0- 0	0- 1				
3- 7	0- 0	0- 0	NON-CONFERENCE	0- 2	0- 2	3- 3				
2- 2	0- 0	0- 0	HOME	0- 1	0- 0	2- 1				
1- 3	0- 0	0- 0	AWAY	0- 0	0- 2	1- 1				
0- 2	0- 0	0- 0	NEUTRAL	0- 1	0- 0	0- 1				
2- 10	0- 1	0- 0	CONFERENCE	0- 0	1- 2	1- 7				
2- 5	0- 1	0- 0	HOME	0- 0	1- 2	1- 2				
0- 5	0- 0	0- 0	AWAY	0- 0	0- 0	0- 5				
0- 0	0- 0	0- 0	NEUTRAL	0- 0	0- 0	0- 0				

RPI	S	Opponent	Score	RPI	S	Opponent	Score	RPI	S	Opponent	Score	RPI	S	Opponent	Score	Team's RPI: 304
17	H	Green Bay	45 66					77	N	Saint Louis	65 76	101	H	Wright St.	65 93	
								91	H	Bucknell	57 59	107	A	Belmont	58 76	
												108	A	Toledo	53 66	
												116	H	Youngstown St.	75 68	
												145	H	Northern Ky.	51 83	
												174	A	Detroit	68 82	
												174	H	Detroit	60 66	
												177	A	Milwaukee	58 59	
												177	H	Milwaukee	46 62	
												201	A	Ill.-Chicago	62 80	
												209	A	Oakland	69 79	
												209	H	Oakland	88 75	
												223	A	Valparaiso	59 66	
												239	H	Bowling Green	69 48	
												287	N	UNCG	51 55	
												290	A	Niagara	72 73	
												298	H	FIU	64 57	
												319	H	Evansville	63 72	
												329	A	Kent St.	60 49	
LAST 12 Division I GAMES:																
287	N	UNCG	51 55	201	A	Ill.-Chicago	62 80									
177	A	Milwaukee	58 59	223	A	Valparaiso	59 66									
209	H	Oakland	88 75	116	H	Youngstown St.	75 68									
174	H	Detroit	60 66	177	H	Milwaukee	46 62									
101	H	Wright St.	65 93	17	H	Green Bay	45 66									
145	H	Northern Ky.	51 83	174	A	Detroit	68 82									

Non-Div I Games:

Cleveland St.

■ Loss,
■ Non-Conf,
■ S Site,
■ H Home
■ A Away
N Neutral

Average RPI Win:	261	WON-LOST	WINNING	LAST 10	STRENGTH OF	OPP. STRENGTH	TEAM	ADJ.	CONF.	ADJ CONF.
Average RPI Loss:	206	RECORD	PCT. RANK	GAMES	SCHEDULE	OF SCHEDULE	RPI	RPI	RPI	RPI
DIV. I ONLY	5- 14	286	3- 7	259	318	295	295	26	26	
DIV. I NON-CONF.	2- 4	234	1- 0	286	256	275	275	29	29	
TOTALS	RPI 1-25	RPI 26-50	W-L RECORDS	RPI 51-100	RPI 101-150	RPI 150+				
5- 14	0- 0	0- 0	OVERALL	0- 1	0- 4	5- 9				
2- 5	0- 0	0- 0	HOME	0- 0	0- 2	2- 3				
3- 6	0- 0	0- 0	AWAY	0- 0	0- 1	3- 5				
0- 3	0- 0	0- 0	NEUTRAL	0- 1	0- 1	0- 1				
2- 4	0- 0	0- 0	NON-CONFERENCE	0- 1	0- 1	2- 2				
1- 0	0- 0	0- 0	HOME	0- 0	0- 0	1- 0				
1- 1	0- 0	0- 0	AWAY	0- 0	0- 0	1- 1				
0- 3	0- 0	0- 0	NEUTRAL	0- 1	0- 1	0- 1				
3- 10	0- 0	0- 0	CONFERENCE	0- 0	0- 3	3- 7				
1- 5	0- 0	0- 0	HOME	0- 0	0- 2	1- 3				
2- 5	0- 0	0- 0	AWAY	0- 0	0- 1	2- 4				
0- 0	0- 0	0- 0	NEUTRAL	0- 0	0- 0	0- 0				

RPI 1-25			RPI 26-50			RPI 51-100			RPI 101+			Team's RPI: 295
RPI	S	Opponent	Score	RPI	S	Opponent	Score	RPI	S	Opponent	Score	
						76 N	Hofstra	40	82	102 H	Liberty	63 65
										123 N	Wake Forest	52 81
										140 A	UNC Asheville	69 77
										140 H	UNC Asheville	52 63
										216 A	Radford	45 61
										216 H	Radford	36 49
										218 A	Presbyterian	42 66
										225 A	Gardner-Webb	59 56
										236 A	Clemson	63 47
										241 A	High Point	52 53
										241 H	High Point	79 53
										259 N	Sacred Heart	62 71
										279 A	Saint Francis (PA)	74 106
										282 A	Campbell	52 73
										282 H	Campbell	70 83
										300 A	Charleston So.	73 62
										303 H	Wofford	83 69
										311 H	Longwood	48 56
LAST 12 Division I GAMES:												
						241 H	High Point	79	53	300 A	Charleston So.	73 62
						140 A	UNC Asheville	69	77	241 A	High Point	52 53
						216 H	Radford	36	49	311 H	Longwood	48 56
						282 A	Campbell	52	73	225 A	Gardner-Webb	59 56
						218 A	Presbyterian	42	66	216 A	Radford	45 61
						102 H	Liberty	63	65	303 H	Wofford	83 69

Non-Div I Games: Allen 86 45 Warren Wilson 100 49 Mid-Atlantic Christ105 15

Coastal Caro.

Loss, Non-Conf, S Site, H Home A Away N Neutral

Average RPI Win:	235	WON-LOST	WINNING	LAST 10	STRENGTH OF	OPP. STRENGTH	TEAM	ADJ.	CONF.	ADJ CONF.
Average RPI Loss:	99	RECORD	PCT. RANK	GAMES	SCHEDULE	OF SCHEDULE	RPI	RPI	RPI	RPI
DIV. I ONLY	9- 12	210	4- 6	105	167	179	179	13	13	
DIV. I NON-CONF.	5- 6	180	1- 1	109	240	171	171	12	12	
TOTALS	RPI 1-25	RPI 26-50	W-L RECORDS	RPI 51-100	RPI 101-150	RPI 150+				
9- 12	0- 1	0- 0	OVERALL	1- 7	0- 2	8- 2				
6- 5	0- 1	0- 0	HOME	1- 2	0- 0	5- 2				
3- 7	0- 0	0- 0	AWAY	0- 5	0- 2	3- 0				
0- 0	0- 0	0- 0	NEUTRAL	0- 0	0- 0	0- 0				
5- 6	0- 1	0- 0	NON-CONFERENCE	0- 3	0- 2	5- 0				
4- 2	0- 1	0- 0	HOME	0- 1	0- 0	4- 0				
1- 4	0- 0	0- 0	AWAY	0- 2	0- 2	1- 0				
0- 0	0- 0	0- 0	NEUTRAL	0- 0	0- 0	0- 0				
4- 6	0- 0	0- 0	CONFERENCE	1- 4	0- 0	3- 2				
2- 3	0- 0	0- 0	HOME	1- 1	0- 0	1- 2				
2- 3	0- 0	0- 0	AWAY	0- 3	0- 0	2- 0				
0- 0	0- 0	0- 0	NEUTRAL	0- 0	0- 0	0- 0				

RPI 1-25				RPI 26-50				RPI 51-100				RPI 101+ Team's RPI: 179			
RPI	S	Opponent	Score	RPI	S	Opponent	Score	RPI	S	Opponent	Score	RPI	S	Opponent	Score
20	H	Louisville	67 71					51	A	James Madison	61 83	125	A	Boise St.	38 61
								58	H	Western Ky.	44 78	126	A	Mercer	58 66
								67	A	Elon	41 52	191	A	Weber St.	50 42
								76	H	Hofstra	58 62	195	H	Delaware	47 63
								84	A	Drexel	54 66	197	A	William & Mary	55 51
								84	H	Drexel	49 46	198	H	Northeastern	49 52
								90	A	Charlotte	61 89	238	A	UNCW	64 53
								96	A	Virginia Tech	47 81	244	H	Appalachian St.	60 50
												256	H	Houston	55 48
												289	H	Towson	67 55
												300	H	Charleston So.	81 66
												313	H	Winthrop	77 63
LAST 12 Division I GAMES:															
				84	H	Drexel	49 46	195	H	Delaware	47 63				
				198	H	Northeastern	49 52	76	H	Hofstra	58 62				
				289	H	Towson	67 55	51	A	James Madison	61 83				
				197	A	William & Mary	55 51	84	A	Drexel	54 66				
				67	A	Elon	41 52	126	A	Mercer	58 66				
				238	A	UNCW	64 53	313	H	Winthrop	77 63				

Non-Div I Games:

Col. of Charleston

■ Loss,
 ■ Non-Conf, S Site,
 ■ Home
 ■ Away
 N Neutral

Average RPI Win: 306	WON-LOST	WINNING	LAST 10	STRENGTH OF	OPP. STRENGTH	TEAM	ADJ.	CONF.	ADJ CONF.
Average RPI Loss: 177	RECORD	PCT. RANK	GAMES	SCHEDULE	OF SCHEDULE	RPI	RPI	RPI	RPI
DIV. I ONLY	4- 18	314	1- 9	193	264	296	296	28	28
DIV. I NON-CONF.	2- 8	290	1- 0	115	164	253	253	28	28
TOTALS	RPI 1-25	RPI 26-50	W-L RECORDS	RPI 51-100	RPI 101-150	RPI 150+			
4- 18	0- 2	0- 1	OVERALL	0- 4	0- 0	4- 11			
1- 10	0- 1	0- 1	HOME	0- 3	0- 0	1- 5			
3- 8	0- 1	0- 0	AWAY	0- 1	0- 0	3- 6			
0- 0	0- 0	0- 0	NEUTRAL	0- 0	0- 0	0- 0			
2- 8	0- 2	0- 1	NON-CONFERENCE	0- 1	0- 0	2- 4			
1- 4	0- 1	0- 1	HOME	0- 1	0- 0	1- 1			
1- 4	0- 1	0- 0	AWAY	0- 0	0- 0	1- 3			
0- 0	0- 0	0- 0	NEUTRAL	0- 0	0- 0	0- 0			
2- 10	0- 0	0- 0	CONFERENCE	0- 3	0- 0	2- 7			
0- 6	0- 0	0- 0	HOME	0- 2	0- 0	0- 4			
2- 4	0- 0	0- 0	AWAY	0- 1	0- 0	2- 3			
0- 0	0- 0	0- 0	NEUTRAL	0- 0	0- 0	0- 0			

RPI 1-25				RPI 26-50				RPI 51-100				RPI 101+ Team's RPI: 296			
RPI	S	Opponent	Score	RPI	S	Opponent	Score	RPI	S	Opponent	Score	RPI	S	Opponent	Score
2	H	UConn	50 94	28	H	St. Bonaventure	38 62	72	A	Army West Point	55 67	166	A	Cornell	60 73
18	A	DePaul	46 96					72	H	Army West Point	55 78	221	H	Siena	52 50
								87	H	Gonzaga	50 80	228	A	Binghamton	56 63
								91	H	Bucknell	51 71	254	A	Navy	41 51
												254	H	Navy	58 62
												255	H	Loyola Maryland	49 65
												263	A	Holy Cross	61 70
												263	H	Holy Cross	71 80
												265	A	American	56 64
												265	H	American	37 49
												273	H	Monmouth	80 86
												325	A	LIU Brooklyn	63 53
												329	A	Kent St.	71 76
												330	A	Lafayette	72 59
												348	A	Boston U.	72 63
LAST 12 Division I GAMES:															
72	H	Army West Point	55 78	91	H	Bucknell	51 71	72	A	Army West Point	55 67	254	A	Navy	41 51
254	H	Navy	58 62	263	A	Holy Cross	61 70	263	H	Holy Cross	71 80	265	H	American	37 49
263	A	Holy Cross	61 70	265	A	American	56 64	265	H	American	37 49	273	H	Monmouth	80 86
265	A	American	56 64	255	H	Loyola Maryland	49 65	325	A	LIU Brooklyn	63 53	329	A	Kent St.	71 76
255	H	Loyola Maryland	49 65	348	A	Boston U.	72 63	330	A	Lafayette	72 59	348	A	Boston U.	72 63
348	A	Boston U.	72 63												

Non-Div I Games:

Colgate

Colorado

Through Games Of Feb. 11, 2016

Average RPI Win:	194	WON-LOST	WINNING	LAST 10	STRENGTH OF	OPP. STRENGTH	TEAM	ADJ.	CONF.	ADJ CONF.
Average RPI Loss:	62	RECORD	PCT. RANK	GAMES	SCHEDULE	OF SCHEDULE	RPI	RPI	RPI	RPI
DIV. I ONLY	6- 17	287	1- 9	18	27	180	180	1	1	
DIV. I NON-CONF.	5- 6	180	0- 0	60	163	161	161	1	1	
TOTALS	RPI 1-25	RPI 26-50	W-L RECORDS	RPI 51-100	RPI 101-150	RPI 150+				
6- 17	1- 6	0- 3	OVERALL	0- 5	0- 1	5- 2				
6- 8	1- 3	0- 2	HOME	0- 3	0- 0	5- 0				
0- 9	0- 3	0- 1	AWAY	0- 2	0- 1	0- 2				
0- 0	0- 0	0- 0	NEUTRAL	0- 0	0- 0	0- 0				
5- 6	0- 2	0- 2	NON-CONFERENCE	0- 0	0- 0	5- 2				
5- 2	0- 1	0- 1	HOME	0- 0	0- 0	5- 0				
0- 4	0- 1	0- 1	AWAY	0- 0	0- 0	0- 2				
0- 0	0- 0	0- 0	NEUTRAL	0- 0	0- 0	0- 0				
1- 11	1- 4	0- 1	CONFERENCE	0- 5	0- 1	0- 0				
1- 6	1- 2	0- 1	HOME	0- 3	0- 0	0- 0				
0- 5	0- 2	0- 0	AWAY	0- 2	0- 1	0- 0				
0- 0	0- 0	0- 0	NEUTRAL	0- 0	0- 0	0- 0				

RPI S Opponent Score	RPI S Opponent Score	RPI S Opponent Score	RPI S Opponent Score
6 A Stanford 56 71	33 H Missouri 75 79	61 H Oregon 46 59	106 A Arizona 52 63
7 H Oregon St. 47 61	38 H Washington 74 76	68 H Washington St. 66 74	154 A Long Beach St. 42 59
9 A Arizona St. 37 64	50 A Colorado St. 63 64	70 A Utah 55 71	155 H Northern Colo. 63 41
10 H UCLA 64 82		70 H Utah 68 76	218 H Presbyterian 72 60
19 H Florida 61 83		73 A California 35 64	235 H Loyola Marymount 92 81
22 A Kentucky 61 86			250 A Wyoming 68 77
25 H Southern California 66 63			261 H Massachusetts 90 63
			267 H Northern Ariz. 90 66
LAST 12 Division I GAMES:			
70 H Utah 68 76	106 A Arizona 52 63		
70 A Utah 55 71	9 A Arizona St. 37 64		
25 H Southern California 66 63	6 A Stanford 56 71		
10 H UCLA 64 82	73 A California 35 64		
7 H Oregon St. 47 61	68 H Washington St. 66 74		
61 H Oregon 46 59	38 H Washington 74 76		

Non-Div I Games:

Colorado

Loss, Non-Conf, S Site, H Home A Away N Neutral

Average RPI Win:	218	WON-LOST	WINNING	LAST 10	STRENGTH OF	OPP. STRENGTH	TEAM	ADJ.	CONF.	ADJ CONF.
Average RPI Loss:	43	RECORD	PCT. RANK	GAMES	SCHEDULE	OF SCHEDULE	RPI	RPI	RPI	RPI
DIV. I ONLY	19- 1	6	10- 0	254	192	50	50	20	20	
DIV. I NON-CONF.	8- 1	23	1- 0	206	188	45	45	20	20	
TOTALS	RPI 1-25	RPI 26-50	W-L RECORDS	RPI 51-100	RPI 101-150	RPI 150+				
19- 1	1- 0	0- 1	OVERALL	0- 0	2- 0	16- 0				
9- 0	1- 0	0- 0	HOME	0- 0	1- 0	7- 0				
9- 1	0- 0	0- 1	AWAY	0- 0	1- 0	8- 0				
1- 0	0- 0	0- 0	NEUTRAL	0- 0	0- 0	1- 0				
8- 1	1- 0	0- 1	NON-CONFERENCE	0- 0	0- 0	7- 0				
4- 0	1- 0	0- 0	HOME	0- 0	0- 0	3- 0				
3- 1	0- 0	0- 1	AWAY	0- 0	0- 0	3- 0				
1- 0	0- 0	0- 0	NEUTRAL	0- 0	0- 0	1- 0				
11- 0	0- 0	0- 0	CONFERENCE	0- 0	2- 0	9- 0				
5- 0	0- 0	0- 0	HOME	0- 0	1- 0	4- 0				
6- 0	0- 0	0- 0	AWAY	0- 0	1- 0	5- 0				
0- 0	0- 0	0- 0	NEUTRAL	0- 0	0- 0	0- 0				

RPI 1-25				RPI 26-50				Team's RPI: 50	RPI 51-100				RPI 101+			
RPI	S	Opponent	Score	RPI	S	Opponent	Score		RPI	S	Opponent	Score	RPI	S	Opponent	Score
14	H	BYU	61 55	43	A	Penn	48 49						125	A	Boise St.	83 51
													125	H	Boise St.	68 64
													155	A	Northern Colo.	62 46
													180	H	Colorado	64 63
													193	A	UNLV	64 56
													203	A	San Jose St.	80 78
													203	H	San Jose St.	76 54
													211	A	Utah St.	69 49
													215	N	Morgan St.	54 36
													219	H	Montana	75 43
													249	A	San Diego St.	60 57
													249	H	San Diego St.	70 54
													250	H	Wyoming	63 42
													254	A	Navy	82 73
													306	A	Denver	74 46
													322	H	Incarinate Word	60 37
													327	A	Nevada	64 37
													341	H	Air Force	71 47
LAST 12 Division I GAMES:																
125	A	Boise St.	83 51	211	A	Utah St.	69 49									
327	A	Nevada	64 37	249	A	San Diego St.	60 57									
249	H	San Diego St.	70 54	203	H	San Jose St.	76 54									
250	H	Wyoming	63 42	193	A	UNLV	64 56									
203	A	San Jose St.	80 78	125	H	Boise St.	68 64									
341	H	Air Force	71 47	306	A	Denver	74 46									

Non-Div I Games: Okla. Panhandle 90 45 Western St. 84 42

Colorado St.

Loss, Non-Conf, S Site, H Home A Away N Neutral

Average RPI Win: 269	WON-LOST	WINNING	LAST 10	STRENGTH OF	OPP. STRENGTH	TEAM	ADJ.	CONF.	ADJ CONF.
Average RPI Loss: 147	RECORD	PCT. RANK	GAMES	SCHEDULE	OF SCHEDULE	RPI	RPI	RPI	RPI
DIV. I ONLY	11- 9	142	4- 5	291	251	231	231	10	10
DIV. I NON-CONF.	10- 4	86	4- 1	308	313	169	169	11	11
TOTALS	RPI 1-25	RPI 26-50	W-L RECORDS	RPI 51-100	RPI 101-150	RPI 150+			
11- 9	0- 1	0- 0	OVERALL	0- 0	1- 3	10- 5			
7- 5	0- 0	0- 0	HOME	0- 0	1- 2	6- 3			
4- 3	0- 1	0- 0	AWAY	0- 0	0- 0	4- 2			
0- 1	0- 0	0- 0	NEUTRAL	0- 0	0- 1	0- 0			
10- 4	0- 1	0- 0	NON-CONFERENCE	0- 0	0- 2	10- 1			
6- 1	0- 0	0- 0	HOME	0- 0	0- 1	6- 0			
4- 2	0- 1	0- 0	AWAY	0- 0	0- 0	4- 1			
0- 1	0- 0	0- 0	NEUTRAL	0- 0	0- 1	0- 0			
1- 5	0- 0	0- 0	CONFERENCE	0- 0	1- 1	0- 4			
1- 4	0- 0	0- 0	HOME	0- 0	1- 1	0- 3			
0- 1	0- 0	0- 0	AWAY	0- 0	0- 0	0- 1			
0- 0	0- 0	0- 0	NEUTRAL	0- 0	0- 0	0- 0			

RPI 1-25			RPI 26-50			RPI 51-100			RPI 101+ Team's RPI: 231		
RPI	S	Opponent	Score	RPI	S	Opponent	Score	RPI	S	Opponent	Score
9	A	Arizona St.	49 70					108	N	Toledo	75 88
								109	H	Yale	77 71
								124	H	Stony Brook	71 79
								142	H	Harvard	66 69
								153	H	Brown	63 73
								166	A	Cornell	73 84
								166	H	Cornell	59 66
								169	A	UMBC	70 68
								182	A	Rhode Island	56 57
								228	H	Binghamton	71 64
								255	H	Loyola Maryland	63 53
								269	H	Dartmouth	73 76
								279	H	Saint Francis (PA)	82 78
								286	H	Vermont	73 56
								310	A	Fairleigh Dickinson	87 83
								315	A	UMass Lowell	67 57
								325	A	LIU Brooklyn	84 74
								342	H	Wagner	67 48
								343	H	NJIT	72 52
LAST 12 Division I GAMES:											
153	H	Brown	63 73	343	H	NJIT	72 52				
109	H	Yale	77 71	310	A	Fairleigh Dickinson	87 83				
142	H	Harvard	66 69	342	H	Wagner	67 48				
269	H	Dartmouth	73 76	325	A	LIU Brooklyn	84 74				
166	A	Cornell	73 84	182	A	Rhode Island	56 57				
166	H	Cornell	59 66	228	H	Binghamton	71 64				

Non-Div I Games: Central Penn 102 18

Columbia

■ Loss,
 ■ Non-Conf, S Site,
 ■ Home
 ■ Away
 N Neutral

Average RPI Win:	317	WON-LOST	WINNING	LAST 10	STRENGTH OF	OPP. STRENGTH	TEAM	ADJ.	CONF.	ADJ CONF.
Average RPI Loss:	153	RECORD	PCT. RANK	GAMES	SCHEDULE	OF SCHEDULE	RPI	RPI	RPI	RPI
DIV. I ONLY	7- 13	253	4- 5	249	280	252	252	30	30	
DIV. I NON-CONF.	3- 8	258	1- 1	87	133	189	189	30	30	
TOTALS	RPI 1-25	RPI 26-50	W-L RECORDS	RPI 51-100	RPI 101-150	RPI 150+				
7- 13	0- 1	0- 2	OVERALL	0- 4	0- 0	7- 6				
4- 1	0- 0	0- 0	HOME	0- 0	0- 0	4- 1				
2- 11	0- 1	0- 2	AWAY	0- 3	0- 0	2- 5				
1- 1	0- 0	0- 0	NEUTRAL	0- 1	0- 0	1- 0				
3- 8	0- 1	0- 2	NON-CONFERENCE	0- 4	0- 0	3- 1				
1- 1	0- 0	0- 0	HOME	0- 0	0- 0	1- 1				
1- 6	0- 1	0- 2	AWAY	0- 3	0- 0	1- 0				
1- 1	0- 0	0- 0	NEUTRAL	0- 1	0- 0	1- 0				
4- 5	0- 0	0- 0	CONFERENCE	0- 0	0- 0	4- 5				
3- 0	0- 0	0- 0	HOME	0- 0	0- 0	3- 0				
1- 5	0- 0	0- 0	AWAY	0- 0	0- 0	1- 5				
0- 0	0- 0	0- 0	NEUTRAL	0- 0	0- 0	0- 0				

RPI 1-25				RPI 26-50				RPI 51-100				RPI 101+ Team's RPI: 252			
RPI	S	Opponent	Score	RPI	S	Opponent	Score	RPI	S	Opponent	Score	RPI	S	Opponent	Score
24	A	Syracuse	56 88	34	A	Miami (FL)	59 78	55	N	Auburn	54 69	169	H	UMBC	61 68
				36	A	West Virginia	64 96	96	A	Virginia Tech	39 72	215	A	Morgan St.	51 72
								97	A	VCU	42 73	251	A	Bethune-Cookman	56 69
								100	A	Virginia	40 75	274	H	N.C. A&T	65 59
												289	A	Towson	81 69
												297	A	Savannah St.	55 57
												299	A	Florida A&M	73 79
												314	A	South Carolina St.	63 67
												317	H	UMES	61 54
												323	A	Howard	83 67
												330	N	Lafayette	64 57
												338	H	Mt. St. Mary's	66 55
												346	H	Norfolk St.	69 44
LAST 12 Division I GAMES:															
297	A	Savannah St.	55 57	251	A	Bethune-Cookman	56 69								
314	A	South Carolina St.	63 67	323	A	Howard	83 67								
215	A	Morgan St.	51 72	346	H	Norfolk St.	69 44								
317	H	UMES	61 54	330	N	Lafayette	64 57								
274	H	N.C. A&T	65 59	100	A	Virginia	40 75								
299	A	Florida A&M	73 79	55	N	Auburn	54 69								

Non-Div I Games: Bowie St.

63 64

Coppin St.

Average RPI Win: 242	WON-LOST	WINNING	LAST 10	STRENGTH OF	OPP. STRENGTH	TEAM	ADJ.	CONF.	ADJ CONF.
Average RPI Loss: 153	RECORD	PCT. RANK	GAMES	SCHEDULE	OF SCHEDULE	RPI	RPI	RPI	RPI
DIV. I ONLY	13- 7	93	8- 2	273	227	166	166	10	10
DIV. I NON-CONF.	8- 6	136	4- 2	293	274	202	202	11	11
<hr/>									
TOTALS	RPI 1-25	RPI 26-50	W-L RECORDS	RPI 51-100	RPI 101-150	RPI 150+			
13- 7	0- 1	0- 0	OVERALL	0- 0	1- 4	12- 2			
10- 2	0- 0	0- 0	HOME	0- 0	1- 2	9- 0			
3- 5	0- 1	0- 0	AWAY	0- 0	0- 2	3- 2			
0- 0	0- 0	0- 0	NEUTRAL	0- 0	0- 0	0- 0			
8- 6	0- 1	0- 0	NON-CONFERENCE	0- 0	0- 3	8- 2			
6- 1	0- 0	0- 0	HOME	0- 0	0- 1	6- 0			
2- 5	0- 1	0- 0	AWAY	0- 0	0- 2	2- 2			
0- 0	0- 0	0- 0	NEUTRAL	0- 0	0- 0	0- 0			
5- 1	0- 0	0- 0	CONFERENCE	0- 0	1- 1	4- 0			
4- 1	0- 0	0- 0	HOME	0- 0	1- 1	3- 0			
1- 0	0- 0	0- 0	AWAY	0- 0	0- 0	1- 0			
0- 0	0- 0	0- 0	NEUTRAL	0- 0	0- 0	0- 0			

RPI 1-25				RPI 26-50				RPI 51-100				RPI 101+ Team's RPI: 166			
RPI	S	Opponent	Score	RPI	S	Opponent	Score	RPI	S	Opponent	Score	RPI	S	Opponent	Score
6	A	Stanford	38 93									109	H	Yale	74 63
												124	H	Stony Brook	49 58
												135	A	Marshall	47 73
												137	A	Buffalo	41 59
												142	H	Harvard	56 65
												153	H	Brown	85 70
												206	A	Hartford	50 53
												210	H	Fairfield	59 35
												213	A	Bryant	70 62
												228	H	Binghamton	64 57
												231	A	Columbia	66 59
												231	H	Columbia	84 73
												269	H	Dartmouth	71 58
												279	H	Saint Francis (PA)	75 69
												289	H	Towson	88 60
												296	H	Colgate	73 60
												307	H	Delaware St.	71 62
												323	A	Howard	74 76
												337	A	Cal St. Fullerton	59 47
<hr/>															
LAST 12 Division I GAMES:															
109	H	Yale	74 63	307	H	Delaware St.	71 62								
153	H	Brown	85 70	323	A	Howard	74 76								
269	H	Dartmouth	71 58	228	H	Binghamton	64 57								
142	H	Harvard	56 65	337	A	Cal St. Fullerton	59 47								
231	H	Columbia	84 73	6	A	Stanford	38 93								
231	A	Columbia	66 59	210	H	Fairfield	59 35								

Non-Div I Games:

Cornell

Creighton

Through Games Of Feb. 11, 2016

Average RPI Win:	177	WON-LOST	WINNING	LAST 10	STRENGTH OF	OPP. STRENGTH	TEAM	ADJ.	CONF.	ADJ CONF.
Average RPI Loss:	83	RECORD	PCT. RANK	GAMES	SCHEDULE	OF SCHEDULE	RPI	RPI	RPI	RPI
DIV. I ONLY	12- 13	179	6- 4	73	83	119	119	6	6	
DIV. I NON-CONF.	6- 6	160	0- 0	118	111	136	136	6	6	
TOTALS	RPI 1-25	RPI 26-50	W-L RECORDS	RPI 51-100	RPI 101-150	RPI 150+				
12- 13	0- 1	0- 2	OVERALL	2- 6	2- 3	8- 1				
7- 4	0- 0	0- 2	HOME	1- 1	2- 1	4- 0				
3- 8	0- 1	0- 0	AWAY	1- 4	0- 2	2- 1				
2- 1	0- 0	0- 0	NEUTRAL	0- 1	0- 0	2- 0				
6- 6	0- 0	0- 0	NON-CONFERENCE	0- 5	1- 0	5- 1				
3- 1	0- 0	0- 0	HOME	0- 1	1- 0	2- 0				
1- 4	0- 0	0- 0	AWAY	0- 3	0- 0	1- 1				
2- 1	0- 0	0- 0	NEUTRAL	0- 1	0- 0	2- 0				
6- 7	0- 1	0- 2	CONFERENCE	2- 1	1- 3	3- 0				
4- 3	0- 0	0- 2	HOME	1- 0	1- 1	2- 0				
2- 4	0- 1	0- 0	AWAY	1- 1	0- 2	1- 0				
0- 0	0- 0	0- 0	NEUTRAL	0- 0	0- 0	0- 0				

RPI 1-25				RPI 26-50				RPI 51-100				RPI 101+ Team's RPI: 119			
RPI	S	Opponent	Score	RPI	S	Opponent	Score	RPI	S	Opponent	Score	RPI	S	Opponent	Score
18	A	DePaul	63 81	26	H	Seton Hall	82 86	56	H	South Dakota St.	51 53	105	A	Georgetown	57 69
				30	H	St. John's (NY)	55 66	62	A	Villanova	65 62	105	H	Georgetown	44 57
								62	H	Villanova	53 48	127	H	UNI	69 61
								70	A	Utah	58 74	136	A	Xavier	55 57
								75	A	Nebraska	63 65	136	H	Xavier	74 47
								85	A	Marquette	72 79	171	N	East Carolina	91 66
								89	N	Northwestern	52 75	183	H	Marist	89 46
								99	A	Drake	72 81	188	N	Eastern Wash.	66 60
												190	A	Kansas	54 67
												192	A	Butler	52 42
												192	H	Butler	77 49
												248	H	Providence	72 48
												264	A	Omaha	69 46
												293	H	Wichita St.	79 54
LAST 12 Division I GAMES:															
136	A	Xavier	55 57	248	H	Providence	72 48								
192	A	Butler	52 42	192	H	Butler	77 49								
105	H	Georgetown	44 57	136	H	Xavier	74 47								
62	H	Villanova	53 48	62	A	Villanova	65 62								
85	A	Marquette	72 79	105	A	Georgetown	57 69								
18	A	DePaul	63 81	26	H	Seton Hall	82 86								

Non-Div I Games:

Creighton

Loss, Non-Conf, S Site, H Home A Away N Neutral

Average RPI Win:	260	WON-LOST	WINNING	LAST 10	STRENGTH OF	OPP. STRENGTH	TEAM	ADJ.	CONF.	ADJ CONF.
Average RPI Loss:	160	RECORD	PCT. RANK	GAMES	SCHEDULE	OF SCHEDULE	RPI	RPI	RPI	RPI
DIV. I ONLY	7- 15	267	5- 5	236	243	269	269	10	10	
DIV. I NON-CONF.	5- 11	244	3- 3	302	316	308	308	11	11	
TOTALS	RPI 1-25	RPI 26-50	W-L RECORDS	RPI 51-100	RPI 101-150	RPI 150+				
7- 15	0- 1	0- 2	OVERALL	0- 2	1- 1	6- 9				
2- 8	0- 0	0- 2	HOME	0- 1	0- 1	2- 4				
5- 5	0- 1	0- 0	AWAY	0- 1	1- 0	4- 3				
0- 2	0- 0	0- 0	NEUTRAL	0- 0	0- 0	0- 2				
5- 11	0- 1	0- 0	NON-CONFERENCE	0- 2	0- 0	5- 8				
2- 5	0- 0	0- 0	HOME	0- 1	0- 0	2- 4				
3- 4	0- 1	0- 0	AWAY	0- 1	0- 0	3- 2				
0- 2	0- 0	0- 0	NEUTRAL	0- 0	0- 0	0- 2				
2- 4	0- 0	0- 2	CONFERENCE	0- 0	1- 1	1- 1				
0- 3	0- 0	0- 2	HOME	0- 0	0- 1	0- 0				
2- 1	0- 0	0- 0	AWAY	0- 0	1- 0	1- 1				
0- 0	0- 0	0- 0	NEUTRAL	0- 0	0- 0	0- 0				

RPI	S	Opponent	Score	RPI	S	Opponent	Score	RPI	S	Opponent	Score	RPI	S	Opponent	Score	Team's RPI: 269
20	A	Louisville	52 94	43	H	Penn	41 56	84	A	Drexel	53 69	142	A	Harvard	70 64	
				45	H	Princeton	48 85	92	H	Maine	41 59	142	H	Harvard	43 56	
												166	A	Cornell	58 71	
												167	N	Jacksonville	44 51	
												170	N	McNeese St.	56 78	
												182	H	Rhode Island	41 57	
												206	A	Hartford	43 36	
												209	A	Oakland	60 78	
												231	A	Columbia	76 73	
												258	H	New Hampshire	57 61	
												263	A	Holy Cross	60 54	
												265	H	American	41 45	
												277	A	Central Conn. St.	55 59	
												286	H	Vermont	54 56	
												290	H	Niagara	60 47	
												343	A	NJIT	46 39	
												348	H	Boston U.	72 52	
LAST 12 Division I GAMES:																
43	H	Penn	41 56	343	A	NJIT	46 39									
45	H	Princeton	48 85	277	A	Central Conn. St.	55 59									
166	A	Cornell	58 71	263	A	Holy Cross	60 54									
231	A	Columbia	76 73	290	H	Niagara	60 47									
142	A	Harvard	70 64	265	H	American	41 45									
142	H	Harvard	43 56	20	A	Louisville	52 94									

Non-Div I Games:

Dartmouth

■ Loss,
■ Non-Conf, S Site,
■ Home
■ Away
N Neutral

Davidson

Through Games Of Feb. 11, 2016

Average RPI Win:	225	WON-LOST	WINNING	LAST 10	STRENGTH OF	OPP. STRENGTH	TEAM	ADJ.	CONF.	ADJ CONF.
Average RPI Loss:	89	RECORD	PCT. RANK	GAMES	SCHEDULE	OF SCHEDULE	RPI	RPI	RPI	RPI
DIV. I ONLY	11- 14	207	4- 6	110	112	159	159	7	7	
DIV. I NON-CONF.	6- 7	176	0- 0	215	158	186	186	8	8	
TOTALS	RPI 1-25	RPI 26-50	W-L RECORDS	RPI 51-100	RPI 101-150	RPI 150+				
11- 14	0- 1	0- 5	OVERALL	1- 3	0- 2	10- 3				
4- 7	0- 1	0- 3	HOME	0- 2	0- 1	4- 0				
6- 7	0- 0	0- 2	AWAY	1- 1	0- 1	5- 3				
1- 0	0- 0	0- 0	NEUTRAL	0- 0	0- 0	1- 0				
6- 7	0- 0	0- 2	NON-CONFERENCE	0- 2	0- 2	6- 1				
2- 3	0- 0	0- 1	HOME	0- 1	0- 1	2- 0				
3- 4	0- 0	0- 1	AWAY	0- 1	0- 1	3- 1				
1- 0	0- 0	0- 0	NEUTRAL	0- 0	0- 0	1- 0				
5- 7	0- 1	0- 3	CONFERENCE	1- 1	0- 0	4- 2				
2- 4	0- 1	0- 2	HOME	0- 1	0- 0	2- 0				
3- 3	0- 0	0- 1	AWAY	1- 0	0- 0	2- 2				
0- 0	0- 0	0- 0	NEUTRAL	0- 0	0- 0	0- 0				

RPI	S	Opponent	Score	RPI	S	Opponent	Score	RPI	S	Opponent	Score	RPI	S	Opponent	Score	Team's RPI: 159
23	H	Duquesne	62 77	27	H	Michigan St.	44 73	51	A	James Madison	45 87	123	A	Wake Forest	58 77	
				28	H	St. Bonaventure	47 59	77	H	Saint Louis	50 79	143	H	ETSU	58 65	
				37	H	George Washington	60 79	90	H	Charlotte	88 99	160	A	Fordham	40 51	
				39	A	North Carolina St.	42 58	97	A	VCU	56 50	160	H	Fordham	69 51	
				48	A	Dayton	66 77					176	H	George Mason	68 63	
												182	A	Rhode Island	62 78	
												214	A	Furman	69 51	
												216	A	Radford	68 79	
												222	A	Richmond	67 59	
												238	A	UNCW	77 50	
												239	N	Bowling Green	60 56	
												241	A	High Point	62 60	
												278	A	La Salle	66 58	
												301	H	Western Caro.	64 51	
												314	H	South Carolina St.	63 51	
LAST 12 Division I GAMES:																
222	A	Richmond	67 59	160	H	Fordham	69 51									
23	H	Duquesne	62 77	97	A	VCU	56 50									
176	H	George Mason	68 63	28	H	St. Bonaventure	47 59									
48	A	Dayton	66 77	77	H	Saint Louis	50 79									
37	H	George Washington	60 79	278	A	La Salle	66 58									
182	A	Rhode Island	62 78	160	A	Fordham	40 51									

Non-Div I Games:

Davidson

■ Loss,
 ■ Non-Conf,
 ■ S Site,
 ■ H Home
 ■ A Away
 N Neutral

Average RPI Win:	131	WON-LOST	WINNING	LAST 10	STRENGTH OF	OPP. STRENGTH	TEAM	ADJ.	CONF.	ADJ CONF.
Average RPI Loss:	47	RECORD	PCT. RANK	GAMES	SCHEDULE	OF SCHEDULE	RPI	RPI	RPI	RPI
DIV. I ONLY	13- 9	120	6- 4	11	52	48	48	7	7	
DIV. I NON-CONF.	7- 4	110	0- 1	8	5	18	18	8	8	
TOTALS	RPI 1-25	RPI 26-50	W-L RECORDS	RPI 51-100	RPI 101-150	RPI 150+				
13- 9	1- 3	1- 3	OVERALL	3- 3	3- 0	5- 0				
6- 4	0- 0	1- 2	HOME	1- 2	2- 0	2- 0				
5- 4	0- 2	0- 1	AWAY	1- 1	1- 0	3- 0				
2- 1	1- 1	0- 0	NEUTRAL	1- 0	0- 0	0- 0				
7- 4	1- 2	1- 1	NON-CONFERENCE	2- 1	3- 0	0- 0				
4- 1	0- 0	1- 0	HOME	1- 1	2- 0	0- 0				
1- 2	0- 1	0- 1	AWAY	0- 0	1- 0	0- 0				
2- 1	1- 1	0- 0	NEUTRAL	1- 0	0- 0	0- 0				
6- 5	0- 1	0- 2	CONFERENCE	1- 2	0- 0	5- 0				
2- 3	0- 0	0- 2	HOME	0- 1	0- 0	2- 0				
4- 2	0- 1	0- 0	AWAY	1- 1	0- 0	3- 0				
0- 0	0- 0	0- 0	NEUTRAL	0- 0	0- 0	0- 0				

RPI 1-25				RPI 26-50				Team's RPI: 48				RPI 51-100				RPI 101+			
RPI	S	Opponent	Score	RPI	S	Opponent	Score	RPI	S	Opponent	Score	RPI	S	Opponent	Score	RPI	S	Opponent	Score
6	N	Stanford	66 74	28	H	St. Bonaventure	54 59	66	H	Vanderbilt	81 56	108	A	Toledo	83 57				
17	A	Green Bay	52 68	37	H	George Washington	61 62	77	A	Saint Louis	56 70	109	H	Yale	81 75				
20	N	Louisville	79 66	45	H	Princeton	85 81	87	H	Gonzaga	47 57	149	H	Wisconsin	87 64				
23	A	Duquesne	58 89	49	A	Purdue	58 61	92	N	Maine	58 37	159	H	Davidson	77 66				
								93	A	Saint Joseph's	71 61	176	H	George Mason	81 58				
								97	H	VCU	72 74	182	A	Rhode Island	67 53				
												222	A	Richmond	60 48				
												278	A	La Salle	67 51				
LAST 12 Division I GAMES:																			
176	H	George Mason	81 58	77	A	Saint Louis	56 70												
182	A	Rhode Island	67 53	97	H	VCU	72 74												
159	H	Davidson	77 66	37	H	George Washington	61 62												
278	A	La Salle	67 51	222	A	Richmond	60 48												
93	A	Saint Joseph's	71 61	23	A	Duquesne	58 89												
28	H	St. Bonaventure	54 59	17	A	Green Bay	52 68												

Non-Div I Games:

Dayton

■ Loss,
 ■ Non-Conf, S Site,
 ■ Home
 ■ Away
 N Neutral

Average RPI Win:	126	WON-LOST	WINNING	LAST 10	STRENGTH OF	OPP. STRENGTH	TEAM	ADJ.	CONF.	ADJ CONF.
Average RPI Loss:	44	RECORD	PCT. RANK	GAMES	SCHEDULE	OF SCHEDULE	RPI	RPI	RPI	RPI
DIV. I ONLY	19- 7	58	3- 2	8	55	18	18	6	6	
DIV. I NON-CONF.	8- 5	119	0- 1	11	32	40	40	6	6	
TOTALS	RPI 1-25	RPI 26-50	W-L RECORDS	RPI 51-100	RPI 101-150	RPI 150+				
19- 7	1- 3	5- 1	OVERALL	3- 2	5- 0	5- 1				
11- 4	0- 1	3- 1	HOME	1- 1	3- 0	4- 1				
8- 3	1- 2	2- 0	AWAY	2- 1	2- 0	1- 0				
0- 0	0- 0	0- 0	NEUTRAL	0- 0	0- 0	0- 0				
8- 5	1- 3	2- 0	NON-CONFERENCE	1- 1	1- 0	3- 1				
6- 2	0- 1	2- 0	HOME	0- 0	1- 0	3- 1				
2- 3	1- 2	0- 0	AWAY	1- 1	0- 0	0- 0				
0- 0	0- 0	0- 0	NEUTRAL	0- 0	0- 0	0- 0				
11- 2	0- 0	3- 1	CONFERENCE	2- 1	4- 0	2- 0				
5- 2	0- 0	1- 1	HOME	1- 1	2- 0	1- 0				
6- 0	0- 0	2- 0	AWAY	1- 0	2- 0	1- 0				
0- 0	0- 0	0- 0	NEUTRAL	0- 0	0- 0	0- 0				

RPI	S	Opponent	Score
1	A	Notre Dame	90 95
2	H	UConn	70 86
4	A	Baylor	72 86
15	A	Texas A&M	80 66

RPI	S	Opponent	Score
26	A	Seton Hall	86 74
26	H	Seton Hall	74 83
28	H	St. Bonaventure	77 54
30	A	St. John's (NY)	71 61
30	H	St. John's (NY)	77 71
42	H	Indiana	84 69

RPI	S	Opponent	Score
56	A	South Dakota St.	79 88
62	A	Villanova	75 47
62	H	Villanova	60 64
85	H	Marquette	91 86
89	A	Northwestern	77 64

RPI	S	Opponent	Score
105	A	Georgetown	80 66
105	H	Georgetown	75 53
119	H	Creighton	81 63
136	A	Xavier	70 53
139	H	Southern Ill.	105 61
156	H	Loyola Chicago	75 88
192	A	Butler	61 54
248	H	Providence	96 50
296	H	Colgate	96 46
312	H	Illinois St.	89 41
339	H	Chicago St.	88 42

LAST 12 Division I GAMES:

4	A	Baylor	72 86	119	H	Creighton	81 63
105	A	Georgetown	80 66	136	A	Xavier	70 53
62	A	Villanova	75 47	192	A	Butler	61 54
30	H	St. John's (NY)	77 71	62	H	Villanova	60 64
26	H	Seton Hall	74 83	105	H	Georgetown	75 53
248	H	Providence	96 50	26	A	Seton Hall	86 74

Non-Div I Games:

DePaul

Delaware

Through Games Of Feb. 11, 2016

Average RPI Win:	242	WON-LOST	WINNING	LAST 10	STRENGTH OF	OPP. STRENGTH	TEAM	ADJ.	CONF.	ADJ CONF.
Average RPI Loss:	113	RECORD	PCT. RANK	GAMES	SCHEDULE	OF SCHEDULE	RPI	RPI	RPI	RPI
DIV. I ONLY	11- 11	171	6- 4	260	133	195	195	13	13	
DIV. I NON-CONF.	5- 6	180	0- 1	297	173	227	227	12	12	
TOTALS	RPI 1-25	RPI 26-50	W-L RECORDS	RPI 51-100	RPI 101-150	RPI 150+				
11- 11	0- 0	0- 0	OVERALL	0- 6	0- 2	11- 3				
6- 3	0- 0	0- 0	HOME	0- 2	0- 0	6- 1				
4- 7	0- 0	0- 0	AWAY	0- 4	0- 1	4- 2				
1- 1	0- 0	0- 0	NEUTRAL	0- 0	0- 1	1- 0				
5- 6	0- 0	0- 0	NON-CONFERENCE	0- 1	0- 2	5- 3				
2- 1	0- 0	0- 0	HOME	0- 0	0- 0	2- 1				
2- 4	0- 0	0- 0	AWAY	0- 1	0- 1	2- 2				
1- 1	0- 0	0- 0	NEUTRAL	0- 0	0- 1	1- 0				
6- 5	0- 0	0- 0	CONFERENCE	0- 5	0- 0	6- 0				
4- 2	0- 0	0- 0	HOME	0- 2	0- 0	4- 0				
2- 3	0- 0	0- 0	AWAY	0- 3	0- 0	2- 0				
0- 0	0- 0	0- 0	NEUTRAL	0- 0	0- 0	0- 0				

RPI 1-25			RPI 26-50			RPI 51-100			RPI 101+			Team's RPI: 195
RPI	S	Opponent	Score	RPI	S	Opponent	Score	RPI	S	Opponent	Score	
						51 A James Madison	55 75	105 A Georgetown		50 61		
						67 H Elon	64 66	149 N Wisconsin		52 54		
						76 A Hofstra	49 58	160 A Fordham		55 48		
						84 A Drexel	43 47	171 H East Carolina		58 68		
						84 H Drexel	53 54	176 A George Mason		83 90		
						91 A Bucknell	51 80	179 A Col. of Charleston		63 47		
								183 A Marist		56 50		
								189 A Robert Morris		50 53		
								197 H William & Mary		67 63		
								198 H Northeastern		59 52		
								238 H UNCW		67 59		
								286 H Vermont		71 60		
								289 A Towson		66 62		
								289 H Towson		69 64		
								318 N North Dakota St.		62 50		
								330 H Lafayette		67 47		
LAST 12 Division I GAMES:												
67	H	Elon	64 66	289	H	Towson	69 64					
289	A	Towson	66 62	179	A	Col. of Charleston	63 47					
84	A	Drexel	43 47	198	H	Northeastern	59 52					
51	A	James Madison	55 75	238	H	UNCW	67 59					
197	H	William & Mary	67 63	76	A	Hofstra	49 58					
84	H	Drexel	53 54	189	A	Robert Morris	50 53					

Non-Div I Games:

Delaware

Loss, Non-Conf, S Site, H Home A Away N Neutral

Average RPI Win:	311	WON-LOST	WINNING	LAST 10	STRENGTH OF	OPP. STRENGTH	TEAM	ADJ.	CONF.	ADJ CONF.
Average RPI Loss:	194	RECORD	PCT. RANK	GAMES	SCHEDULE	OF SCHEDULE	RPI	RPI	RPI	RPI
DIV. I ONLY	7- 15	267	4- 6	294	338	307	307	30	30	
DIV. I NON-CONF.	3- 10	277	1- 2	220	275	297	297	30	30	
TOTALS	RPI 1-25	RPI 26-50	W-L RECORDS	RPI 51-100	RPI 101-150	RPI 150+				
7- 15	0- 0	0- 1	OVERALL	0- 2	0- 1	7- 11				
5- 5	0- 0	0- 0	HOME	0- 1	0- 0	5- 4				
1- 10	0- 0	0- 1	AWAY	0- 1	0- 1	1- 7				
1- 0	0- 0	0- 0	NEUTRAL	0- 0	0- 0	1- 0				
3- 10	0- 0	0- 1	NON-CONFERENCE	0- 2	0- 1	3- 6				
2- 4	0- 0	0- 0	HOME	0- 1	0- 0	2- 3				
0- 6	0- 0	0- 1	AWAY	0- 1	0- 1	0- 3				
1- 0	0- 0	0- 0	NEUTRAL	0- 0	0- 0	1- 0				
4- 5	0- 0	0- 0	CONFERENCE	0- 0	0- 0	4- 5				
3- 1	0- 0	0- 0	HOME	0- 0	0- 0	3- 1				
1- 4	0- 0	0- 0	AWAY	0- 0	0- 0	1- 4				
0- 0	0- 0	0- 0	NEUTRAL	0- 0	0- 0	0- 0				

RPI S	Opponent	Score	RPI S	Opponent	Score	RPI S	Opponent	Score	RPI S	Opponent	Score	Team's RPI: 307
36	A West Virginia	34 77	60	A Temple	59 100	146	A Pittsburgh	43 77				
			76	H Hofstra	49 66	160	A Fordham	58 74				
						166	A Cornell	62 71				
						173	A Fla. Atlantic	55 83				
						197	H William & Mary	59 65				
						204	H Lehigh	49 83				
						215	A Morgan St.	49 56				
						244	N Appalachian St.	76 69				
						251	A Bethune-Cookman	35 66				
						274	H N.C. A&T	64 84				
						297	A Savannah St.	67 59				
						299	A Florida A&M	56 86				
						311	H Longwood	88 63				
						314	A South Carolina St.	48 61				
						314	H South Carolina St.	79 61				
						323	H Howard	87 86				
						338	H Mt. St. Mary's	41 54				
						342	H Wagner	66 44				
						349	H N.C. Central	66 56				
LAST 12 Division I GAMES:												
299	A Florida A&M	56 86	314	A South Carolina St.	48 61							
251	A Bethune-Cookman	35 66	323	H Howard	87 86							
314	H South Carolina St.	79 61	215	A Morgan St.	49 56							
274	H N.C. A&T	64 84	166	A Cornell	62 71							
349	H N.C. Central	66 56	76	H Hofstra	49 66							
297	A Savannah St.	67 59	311	H Longwood	88 63							

Non-Div I Games:

Delaware St.

■ Loss,
 ■ Non-Conf,
 ■ S Site,
 ■ H Home
 ■ A Away
 N Neutral

Average RPI Win:	292	WON-LOST	WINNING	LAST 10	STRENGTH OF	OPP. STRENGTH	TEAM	ADJ.	CONF.	ADJ CONF.
Average RPI Loss:	174	RECORD	PCT. RANK	GAMES	SCHEDULE	OF SCHEDULE	RPI	RPI	RPI	RPI
DIV. I ONLY	4- 21	326	2- 8	181	278	306	306	18	18	
DIV. I NON-CONF.	2- 11	306	0- 0	161	318	281	281	19	19	
TOTALS	RPI 1-25	RPI 26-50	W-L RECORDS	RPI 51-100	RPI 101-150	RPI 150+				
4- 21	0- 1	0- 1	OVERALL	0- 3	0- 3	4- 13				
2- 10	0- 0	0- 1	HOME	0- 2	0- 1	2- 6				
2- 9	0- 0	0- 0	AWAY	0- 0	0- 0	2- 1				
0- 2	0- 1	0- 0	NEUTRAL	0- 0	0- 0	0- 1				
2- 11	0- 1	0- 1	NON-CONFERENCE	0- 0	0- 0	2- 9				
0- 6	0- 0	0- 1	HOME	0- 0	0- 0	0- 5				
2- 3	0- 0	0- 0	AWAY	0- 0	0- 0	2- 3				
0- 2	0- 1	0- 0	NEUTRAL	0- 0	0- 0	0- 1				
2- 10	0- 0	0- 0	CONFERENCE	0- 3	0- 3	2- 4				
2- 4	0- 0	0- 0	HOME	0- 2	0- 1	2- 1				
0- 6	0- 0	0- 0	AWAY	0- 1	0- 2	0- 3				
0- 0	0- 0	0- 0	NEUTRAL	0- 0	0- 0	0- 0				

RPI S	Opponent	Score	RPI S	Opponent	Score	RPI S	Opponent	Score	RPI S	Opponent	Score	Team's RPI: 306
1 N	Notre Dame	52 94	50 H	Colorado St.	46 74	56 H	South Dakota St.	39 76	113 A	IUPUI	75 81	
						82 A	South Dakota	60 85	148 A	Oral Roberts	33 65	
						82 H	South Dakota	33 79	148 H	Oral Roberts	56 59	
									154 H	Long Beach St.	41 48	
									155 H	Northern Colo.	51 60	
									168 N	Louisiana Tech	53 58	
									177 A	Milwaukee	56 49	
									191 H	Weber St.	49 61	
									201 H	Ill.-Chicago	46 56	
									226 A	Western Ill.	60 63	
									226 H	Western Ill.	69 80	
									247 A	Seattle	51 59	
									250 H	Wyoming	64 75	
									253 A	Pepperdine	60 64	
									264 A	Omaha	55 67	
									308 A	UMKC	58 68	
									318 H	North Dakota St.	64 53	
									332 A	IPFW	49 61	
									332 H	IPFW	53 50	
									341 A	Air Force	57 48	
LAST 12 Division I GAMES:												
226 H	Western Ill.	69 80	264 A	Omaha	55 67							
148 H	Oral Roberts	56 59	226 A	Western Ill.	60 63							
82 H	South Dakota	33 79	332 H	IPFW	53 50							
332 A	IPFW	49 61	318 H	North Dakota St.	64 53							
113 A	IUPUI	75 81	82 A	South Dakota	60 85							
148 A	Oral Roberts	33 65	56 H	South Dakota St.	39 76							

Non-Div I Games:

Denver

Average RPI Win:	230	WON-LOST	WINNING	LAST 10	STRENGTH OF	OPP. STRENGTH	TEAM	ADJ.	CONF.	ADJ CONF.
Average RPI Loss:	111	RECORD	PCT. RANK	GAMES	SCHEDULE	OF SCHEDULE	RPI	RPI	RPI	RPI
DIV. I ONLY	10- 12	199	6- 4	125	149	174	174	14	14	
DIV. I NON-CONF.	3- 7	248	0- 0	176	83	263	263	15	15	
TOTALS	RPI 1-25	RPI 26-50	W-L RECORDS	RPI 51-100	RPI 101-150	RPI 150+				
10- 12	0- 2	0- 2	OVERALL	0- 1	2- 4	8- 3				
5- 7	0- 0	0- 0	HOME	0- 1	1- 3	4- 3				
5- 5	0- 2	0- 2	AWAY	0- 0	1- 1	4- 0				
0- 0	0- 0	0- 0	NEUTRAL	0- 0	0- 0	0- 0				
3- 7	0- 1	0- 2	NON-CONFERENCE	0- 1	0- 2	3- 1				
3- 3	0- 0	0- 0	HOME	0- 1	0- 1	3- 1				
0- 4	0- 1	0- 2	AWAY	0- 0	0- 1	0- 0				
0- 0	0- 0	0- 0	NEUTRAL	0- 0	0- 0	0- 0				
7- 5	0- 1	0- 0	CONFERENCE	0- 0	2- 2	5- 2				
2- 4	0- 0	0- 0	HOME	0- 0	1- 2	1- 2				
5- 1	0- 1	0- 0	AWAY	0- 0	1- 0	4- 0				
0- 0	0- 0	0- 0	NEUTRAL	0- 0	0- 0	0- 0				

RPI S	Opponent	Score	RPI S	Opponent	Score	RPI S	Opponent	Score	RPI S	Opponent	Score	Team's RPI: 174
11	A Maryland	41 97	27	A Michigan St.	42 81	79	H Michigan	61 88	101	H Wright St.	71 89	
17	A Green Bay	36 58	28	A St. Bonaventure	73 84				111	H Eastern Mich.	68 85	
									116	A Youngstown St.	69 68	
									116	H Youngstown St.	70 72	
									120	A Western Mich.	66 70	
									145	H Northern Ky.	66 65	
									177	A Milwaukee	89 79	
									201	A Ill.-Chicago	89 80	
									201	H Ill.-Chicago	51 65	
									208	H Cincinnati	77 68	
									209	H Oakland	73 79	
									223	A Valparaiso	72 66	
									290	H Niagara	80 75	
									304	A Cleveland St.	66 60	
									304	H Cleveland St.	82 68	
									316	H Bradley	67 75	
									332	H IPFW	64 63	
LAST 12 Division I GAMES:												
201	H Ill.-Chicago	51 65	145	H Northern Ky.	66 65							
116	A Youngstown St.	69 68	101	H Wright St.	71 89							
304	A Cleveland St.	66 60	201	A Ill.-Chicago	89 80							
17	A Green Bay	36 58	223	A Valparaiso	72 66							
177	A Milwaukee	89 79	304	H Cleveland St.	82 68							
209	H Oakland	73 79	116	H Youngstown St.	70 72							

Non-Div I Games: Salem Int'l 81 50

Detroit

Average RPI Win: 198	WON-LOST	WINNING	LAST 10	STRENGTH OF	OPP. STRENGTH	TEAM	ADJ.	CONF.	ADJ CONF.
Average RPI Loss: 111	RECORD	PCT. RANK	GAMES	SCHEDULE	OF SCHEDULE	RPI	RPI	RPI	RPI
DIV. I ONLY	15- 6	63	9- 1	187	125	99	99	21	21
DIV. I NON-CONF.	6- 4	125	0- 1	95	39	85	85	17	17
TOTALS	RPI 1-25	RPI 26-50	W-L RECORDS	RPI 51-100	RPI 101-150	RPI 150+			
15- 6	0- 1	0- 0	OVERALL	3- 2	3- 2	9- 1			
8- 3	0- 1	0- 0	HOME	2- 0	2- 2	4- 0			
6- 3	0- 0	0- 0	AWAY	1- 2	1- 0	4- 1			
1- 0	0- 0	0- 0	NEUTRAL	0- 0	0- 0	1- 0			
6- 4	0- 1	0- 0	NON-CONFERENCE	1- 2	3- 0	2- 1			
3- 1	0- 1	0- 0	HOME	1- 0	2- 0	0- 0			
2- 3	0- 0	0- 0	AWAY	0- 2	1- 0	1- 1			
1- 0	0- 0	0- 0	NEUTRAL	0- 0	0- 0	1- 0			
9- 2	0- 0	0- 0	CONFERENCE	2- 0	0- 2	7- 0			
5- 2	0- 0	0- 0	HOME	1- 0	0- 2	4- 0			
4- 0	0- 0	0- 0	AWAY	1- 0	0- 0	3- 0			
0- 0	0- 0	0- 0	NEUTRAL	0- 0	0- 0	0- 0			

RPI 1-25				RPI 26-50				RPI 51-100 Team's RPI: 99				RPI 101+			
RPI	S	Opponent	Score	RPI	S	Opponent	Score	RPI	S	Opponent	Score	RPI	S	Opponent	Score
17	H	Green Bay	61 86					53	A	Iowa	76 89	118	H	North Dakota	73 63
								82	A	South Dakota	87 92	119	H	Creighton	81 72
								88	A	Missouri St.	82 75	127	H	UNI	73 79
								88	H	Missouri St.	95 72	139	H	Southern Ill.	67 77
								95	H	Iowa St.	74 70	149	A	Wisconsin	89 70
												156	A	Loyola Chicago	81 65
												184	N	Tulsa	91 80
												193	A	UNLV	76 68
												242	H	Indiana St.	80 55
												246	A	Northern Ill.	73 87
												293	A	Wichita St.	87 56
												293	H	Wichita St.	81 59
												312	H	Illinois St.	76 41
												316	A	Bradley	76 64
												319	H	Evansville	94 52
LAST 12 Division I GAMES:															
88	H	Missouri St.	95 72	242	H	Indiana St.	80 55								
293	H	Wichita St.	81 59	293	A	Wichita St.	87 56								
156	A	Loyola Chicago	81 65	88	A	Missouri St.	82 75								
316	A	Bradley	76 64	319	H	Evansville	94 52								
127	H	UNI	73 79	139	H	Southern Ill.	67 77								
312	H	Illinois St.	76 41	53	A	Iowa	76 89								

Non-Div I Games: William Penn 100 61

Drake

Average RPI Win:	160	WON-LOST	WINNING	LAST 10	STRENGTH OF	OPP. STRENGTH	TEAM	ADJ.	CONF.	ADJ CONF.
Average RPI Loss:	98	RECORD	PCT. RANK	GAMES	SCHEDULE	OF SCHEDULE	RPI	RPI	RPI	RPI
DIV. I ONLY	12- 10	145	7- 3	53	110	84	84	13	13	
DIV. I NON-CONF.	4- 7	222	0- 1	16	61	120	120	12	12	
TOTALS	RPI 1-25	RPI 26-50	W-L RECORDS	RPI 51-100	RPI 101-150	RPI 150+				
12- 10	0- 1	1- 2	OVERALL	2- 4	1- 0	8- 3				
7- 2	0- 0	1- 0	HOME	2- 1	1- 0	3- 1				
5- 6	0- 1	0- 2	AWAY	0- 2	0- 0	5- 1				
0- 2	0- 0	0- 0	NEUTRAL	0- 1	0- 0	0- 1				
4- 7	0- 1	1- 2	NON-CONFERENCE	0- 3	1- 0	2- 1				
3- 1	0- 0	1- 0	HOME	0- 1	1- 0	1- 0				
1- 4	0- 1	0- 2	AWAY	0- 1	0- 0	1- 0				
0- 2	0- 0	0- 0	NEUTRAL	0- 1	0- 0	0- 1				
8- 3	0- 0	0- 0	CONFERENCE	2- 1	0- 0	6- 2				
4- 1	0- 0	0- 0	HOME	2- 0	0- 0	2- 1				
4- 2	0- 0	0- 0	AWAY	0- 1	0- 0	4- 1				
0- 0	0- 0	0- 0	NEUTRAL	0- 0	0- 0	0- 0				

RPI 1-25				RPI 26-50				RPI 51-100 Team's RPI: 84				RPI 101+			
RPI	S	Opponent	Score	RPI	S	Opponent	Score	RPI	S	Opponent	Score	RPI	S	Opponent	Score
24	A	Syracuse	62 83	28	H	St. Bonaventure	58 46	51	A	James Madison	56 67	117	H	Quinnipiac	62 49
				41	A	South Fla.	58 73	62	N	Villanova	55 67	165	A	Hampton	57 36
				43	A	Penn	67 72	66	H	Vanderbilt	64 74	179	A	Col. of Charleston	46 49
								67	H	Elon	74 31	179	H	Col. of Charleston	66 54
								76	H	Hofstra	67 64	195	A	Delaware	54 53
								93	A	Saint Joseph's	46 53	195	H	Delaware	47 43
												197	A	William & Mary	67 50
												198	A	Northeastern	53 49
												198	H	Northeastern	65 73
												219	N	Montana	50 58
												238	A	UNCW	71 57
												269	H	Dartmouth	69 53
LAST 12 Division I GAMES:															
179	A	Col. of Charleston	46 49	67	H	Elon	74 31								
238	A	UNCW	71 57	51	A	James Madison	56 67								
195	H	Delaware	47 43	197	A	William & Mary	67 50								
76	H	Hofstra	67 64	198	H	Northeastern	65 73								
198	A	Northeastern	53 49	179	H	Col. of Charleston	66 54								
195	A	Delaware	54 53	24	A	Syracuse	62 83								

Non-Div I Games:

Drexel

■ Loss,
■ Non-Conf,
■ S Site,
■ H Home
■ A Away
N Neutral

RPI 1-25				RPI 26-50				Team's RPI: 47				RPI 51-100				RPI 101+			
RPI	S	Opponent	Score	RPI	S	Opponent	Score	RPI	S	Opponent	Score	RPI	S	Opponent	Score	RPI	S	Opponent	Score
1	H	Notre Dame	61 68	34	A	Miami (FL)	53 61	72	H	Army West Point	72 61	102	H	Liberty	79 41				
3	A	South Carolina	55 66	39	H	North Carolina St.	62 65	81	H	Minnesota	84 64	103	H	North Carolina	71 55				
13	H	Florida St.	53 69	43	A	Penn	57 50	95	N	Iowa St.	86 48	104	H	Boston College	71 51				
15	H	Texas A&M	66 72					100	H	Virginia	67 52	123	H	Wake Forest	95 68				
20	A	Louisville	48 65									146	A	Pittsburgh	70 48				
22	A	Kentucky	61 71									147	N	Idaho	74 68				
24	A	Syracuse	50 86									202	N	Texas St.	85 34				
												236	A	Clemson	72 43				
												238	H	UNCW	78 56				
												261	H	Massachusetts	70 46				
												301	H	Western Caro.	84 47				
												313	H	Winthrop	78 50				
LAST 12 Division I GAMES:																			
				13	H	Florida St.	53 69	236	A	Clemson	72 43								
				34	A	Miami (FL)	53 61	104	H	Boston College	71 51								
				100	H	Virginia	67 52	39	H	North Carolina St.	62 65								
				1	H	Notre Dame	61 68	20	A	Louisville	48 65								
				146	A	Pittsburgh	70 48	123	H	Wake Forest	95 68								
				103	H	North Carolina	71 55	24	A	Syracuse	50 86								

Duke

Page 72

Average RPI Win:	176	WON-LOST	WINNING	LAST 10	STRENGTH OF	OPP. STRENGTH	TEAM	ADJ.	CONF.	ADJ CONF.
Average RPI Loss:	41	RECORD	PCT. RANK	GAMES	SCHEDULE	OF SCHEDULE	RPI	RPI	RPI	RPI
DIV. I ONLY	21- 2	7	9- 1	111	140	23	23	7	7	
DIV. I NON-CONF.	11- 1	16	1- 0	180	238	30	30	8	8	
TOTALS	RPI 1-25	RPI 26-50	W-L RECORDS	RPI 51-100	RPI 101-150	RPI 150+				
21- 2	0- 0	4- 2	OVERALL	2- 0	2- 0	13- 0				
9- 1	0- 0	4- 1	HOME	0- 0	0- 0	5- 0				
11- 1	0- 0	0- 1	AWAY	2- 0	2- 0	7- 0				
1- 0	0- 0	0- 0	NEUTRAL	0- 0	0- 0	1- 0				
11- 1	0- 0	2- 1	NON-CONFERENCE	1- 0	2- 0	6- 0				
4- 0	0- 0	2- 0	HOME	0- 0	0- 0	2- 0				
6- 1	0- 0	0- 1	AWAY	1- 0	2- 0	3- 0				
1- 0	0- 0	0- 0	NEUTRAL	0- 0	0- 0	1- 0				
10- 1	0- 0	2- 1	CONFERENCE	1- 0	0- 0	7- 0				
5- 1	0- 0	2- 1	HOME	0- 0	0- 0	3- 0				
5- 0	0- 0	0- 0	AWAY	1- 0	0- 0	4- 0				
0- 0	0- 0	0- 0	NEUTRAL	0- 0	0- 0	0- 0				

RPI S	Opponent	Score	RPI S	Opponent	Score	RPI S	Opponent	Score	RPI S	Opponent	Score
28	H St. Bonaventure	74 62	30	H St. John's (NY)	76 57	69	A Central Mich.	68 49	137	A Buffalo	79 62
32	H Ohio	64 47	37	H George Washington	52 70	97	A VCU	71 67	146	A Pittsburgh	79 65
45	A Princeton	66 94	48	H Dayton	89 58				159	A Davidson	77 62
									160	H Fordham	55 40
									176	A George Mason	72 56
									181	A New Mexico	78 69
									182	A Rhode Island	79 70
									182	H Rhode Island	61 56
									222	A Richmond	65 44
									261	H Massachusetts	73 64
									274	N N.C. A&T	81 67
									317	H UMES	95 59
									323	H Howard	86 62
									330	A Lafayette	73 65
									333	A Saint Peter's	63 38
LAST 12 Division I GAMES:											
182	H Rhode Island	61 56	37	H George Washington	52 70						
159	A Davidson	77 62	182	A Rhode Island	79 70						
261	H Massachusetts	73 64	160	H Fordham	55 40						
97	A VCU	71 67	176	A George Mason	72 56						
222	A Richmond	65 44	48	H Dayton	89 58						
28	H St. Bonaventure	74 62	146	A Pittsburgh	79 65						

Non-Div I Games: Slippery Rock 79 54

Duquesne

Average RPI Win: 237	WON-LOST	WINNING	LAST 10	STRENGTH OF	OPP. STRENGTH	TEAM	ADJ.	CONF.	ADJ CONF.
Average RPI Loss: 122	RECORD	PCT. RANK	GAMES	SCHEDULE	OF SCHEDULE	RPI	RPI	RPI	RPI
DIV. I ONLY	12- 10	145	7- 3	227	165	143	143	17	17
DIV. I NON-CONF.	5- 7	198	0- 1	145	139	145	145	16	16
TOTALS	RPI 1-25	RPI 26-50	W-L RECORDS	RPI 51-100	RPI 101-150	RPI 150+			
12- 10	0- 1	0- 0	OVERALL	0- 3	3- 3	9- 3			
7- 1	0- 0	0- 0	HOME	0- 1	1- 0	6- 0			
5- 9	0- 1	0- 0	AWAY	0- 2	2- 3	3- 3			
0- 0	0- 0	0- 0	NEUTRAL	0- 0	0- 0	0- 0			
5- 7	0- 1	0- 0	NON-CONFERENCE	0- 2	2- 2	3- 2			
3- 0	0- 0	0- 0	HOME	0- 0	1- 0	2- 0			
2- 7	0- 1	0- 0	AWAY	0- 2	1- 2	1- 2			
0- 0	0- 0	0- 0	NEUTRAL	0- 0	0- 0	0- 0			
7- 3	0- 0	0- 0	CONFERENCE	0- 1	1- 1	6- 1			
4- 1	0- 0	0- 0	HOME	0- 1	0- 0	4- 0			
3- 2	0- 0	0- 0	AWAY	0- 0	1- 1	2- 1			
0- 0	0- 0	0- 0	NEUTRAL	0- 0	0- 0	0- 0			

RPI 1-25				RPI 26-50				RPI 51-100				RPI 101+ Team's RPI: 143			
RPI	S	Opponent	Score	RPI	S	Opponent	Score	RPI	S	Opponent	Score	RPI	S	Opponent	Score
12	A	Tennessee	49 85					57	H	Chattanooga	57 65	112	A	Iona	50 56
								66	A	Vanderbilt	39 65	122	A	Samford	47 55
								67	A	Elon	38 50	123	A	Wake Forest	52 69
												126	A	Mercer	55 53
												140	H	UNC Asheville	74 68
												144	A	Old Dominion	56 52
												159	A	Davidson	65 58
												207	A	Eastern Ky.	41 64
												214	A	Furman	77 81
												214	H	Furman	68 64
												244	A	Appalachian St.	52 70
												281	H	Austin Peay	80 76
												282	H	Campbell	70 55
												287	H	UNCG	89 73
												301	A	Western Caro.	45 43
												301	H	Western Caro.	74 62
												303	A	Wofford	70 54
												303	H	Wofford	70 69
LAST 12 Division I GAMES:															
301	A	Western Caro.	45 43	301	H	Western Caro.	74 62								
214	H	Furman	68 64	287	H	UNCG	89 73								
303	H	Wofford	70 69	303	A	Wofford	70 54								
57	H	Chattanooga	57 65	214	A	Furman	77 81								
126	A	Mercer	55 53	112	A	Iona	50 56								
122	A	Samford	47 55	281	H	Austin Peay	80 76								

Non-Div I Games: Armstrong St. 62 52 Lees-McRae 73 46 Brevard 69 46

ETSU

East Carolina

Through Games Of Feb. 11, 2016

Average RPI Win:	239	WON-LOST	WINNING	LAST 10	STRENGTH OF	OPP. STRENGTH	TEAM	ADJ.	CONF.	ADJ CONF.
Average RPI Loss:	79	RECORD	PCT. RANK	GAMES	SCHEDULE	OF SCHEDULE	RPI	RPI	RPI	RPI
DIV. I ONLY	9- 15	240	3- 7	79	99	171	171	8	8	
DIV. I NON-CONF.	6- 6	160	0- 0	46	210	112	112	7	7	
TOTALS	RPI 1-25	RPI 26-50	W-L RECORDS	RPI 51-100	RPI 101-150	RPI 150+				
9- 15	0- 2	0- 3	OVERALL	0- 6	0- 1	9- 3				
4- 4	0- 0	0- 1	HOME	0- 2	0- 0	4- 1				
3- 6	0- 1	0- 1	AWAY	0- 2	0- 0	3- 2				
2- 5	0- 1	0- 1	NEUTRAL	0- 2	0- 1	2- 0				
6- 6	0- 1	0- 1	NON-CONFERENCE	0- 3	0- 1	6- 0				
2- 0	0- 0	0- 0	HOME	0- 0	0- 0	2- 0				
2- 1	0- 0	0- 0	AWAY	0- 1	0- 0	2- 0				
2- 5	0- 1	0- 1	NEUTRAL	0- 2	0- 1	2- 0				
3- 9	0- 1	0- 2	CONFERENCE	0- 3	0- 0	3- 3				
2- 4	0- 0	0- 1	HOME	0- 2	0- 0	2- 1				
1- 5	0- 1	0- 1	AWAY	0- 1	0- 0	1- 2				
0- 0	0- 0	0- 0	NEUTRAL	0- 0	0- 0	0- 0				

RPI S	Opponent	Score	RPI S	Opponent	Score	RPI S	Opponent	Score	RPI S	Opponent	Score	Team's RPI: 171
2	A UConn	46 92	32	N Ohio	61 64	55	A Auburn	69 83	119	N Creighton	66 91	
3	N South Carolina	57 88	41	A South Fla.	54 75	57	N Chattanooga	61 72	158	A SMU	67 74	
			41	H South Fla.	59 61	60	H Temple	63 83	184	A Tulsa	79 81	
						83	A Tulane	73 78	184	H Tulsa	54 55	
						83	H Tulane	51 66	187	N UTRGV	70 59	
						89	N Northwestern	75 78	188	N Eastern Wash.	80 62	
									195	A Delaware	68 58	
									208	H Cincinnati	63 60	
									218	H Presbyterian	84 57	
									256	H Houston	76 70	
									262	A UCF	71 56	
									320	H Alcorn	87 58	
									321	A A&M-Corpus Christi	82 46	
LAST 12 Division I GAMES:												
158	A SMU	67 74	41	A South Fla.	54 75							
2	A UConn	46 92	256	H Houston	76 70							
184	H Tulsa	54 55	262	A UCF	71 56							
60	H Temple	63 83	83	H Tulane	51 66							
83	A Tulane	73 78	41	H South Fla.	59 61							
208	H Cincinnati	63 60	184	A Tulsa	79 81							

Non-Div I Games:

East Carolina

Loss, Non-Conf, S Site, H Home A Away N Neutral

Average RPI Win: 197	WON-LOST	WINNING	LAST 10	STRENGTH OF	OPP. STRENGTH	TEAM	ADJ.	CONF.	ADJ CONF.
Average RPI Loss: 206	RECORD	PCT. RANK	GAMES	SCHEDULE	OF SCHEDULE	RPI	RPI	RPI	RPI
DIV. I ONLY	3- 21	339	2- 8	243	286	336	336	24	24
DIV. I NON-CONF.	1- 11	336	0- 0	156	321	318	318	23	23
TOTALS	RPI 1-25	RPI 26-50	W-L RECORDS	RPI 51-100	RPI 101-150	RPI 150+			
3- 21	0- 0	0- 0	OVERALL	0- 2	1- 2	2- 17			
3- 8	0- 0	0- 0	HOME	0- 1	1- 0	2- 7			
0- 13	0- 0	0- 0	AWAY	0- 1	0- 2	0- 10			
0- 0	0- 0	0- 0	NEUTRAL	0- 0	0- 0	0- 0			
1- 11	0- 0	0- 0	NON-CONFERENCE	0- 1	1- 1	0- 9			
1- 4	0- 0	0- 0	HOME	0- 0	1- 0	0- 4			
0- 7	0- 0	0- 0	AWAY	0- 1	0- 1	0- 5			
0- 0	0- 0	0- 0	NEUTRAL	0- 0	0- 0	0- 0			
2- 10	0- 0	0- 0	CONFERENCE	0- 1	0- 1	2- 8			
2- 4	0- 0	0- 0	HOME	0- 1	0- 0	2- 3			
0- 6	0- 0	0- 0	AWAY	0- 0	0- 1	0- 5			
0- 0	0- 0	0- 0	NEUTRAL	0- 0	0- 0	0- 0			

RPI S	Opponent	Score	RPI S	Opponent	Score	RPI S	Opponent	Score	RPI S	Opponent	Score	Team's RPI: 336
						77	A Saint Louis	47 78	107	A Belmont	61 89	
						86	H UT Martin	39 65	113	H IUPUI	77 71	
									115	A Memphis	49 80	
									156	H Loyola Chicago	75 86	
									172	A SIUE	75 87	
									175	H Stetson	66 68	
									177	H Milwaukee	71 82	
									196	H Southeast Mo. St.	64 59	
									201	A Ill.-Chicago	54 66	
									207	H Eastern Ky.	56 75	
									208	A Cincinnati	57 70	
									226	H Western Ill.	69 92	
									242	A Indiana St.	42 60	
									246	A Northern Ill.	63 79	
									264	A Omaha	67 76	
									266	H Tennessee St.	53 62	
									272	A Tennessee Tech	74 81	
									275	A Jacksonville St.	52 60	
									276	A Murray St.	56 66	
									281	A Austin Peay	45 80	
									281	H Austin Peay	64 56	
									294	H Morehead St.	77 85	
LAST 12 Division I GAMES:												
281	H Austin Peay	64 56	294	H Morehead St.	77 85							
196	H Southeast Mo. St.	64 59	207	H Eastern Ky.	56 75							
172	A SIUE	75 87	107	A Belmont	61 89							
276	A Murray St.	56 66	266	H Tennessee St.	53 62							
281	A Austin Peay	45 80	275	A Jacksonville St.	52 60							
86	H UT Martin	39 65	272	A Tennessee Tech	74 81							

Non-Div I Games:

Eastern Ill.

Average RPI Win:	244	WON-LOST	WINNING	LAST 10	STRENGTH OF	OPP. STRENGTH	TEAM	ADJ.	CONF.	ADJ CONF.
Average RPI Loss:	162	RECORD	PCT. RANK	GAMES	SCHEDULE	OF SCHEDULE	RPI	RPI	RPI	RPI
DIV. I ONLY	10- 10	171	6- 4	244	242	207	207	24	24	
DIV. I NON-CONF.	4- 5	193	0- 0	146	180	167	167	23	23	
TOTALS	RPI 1-25	RPI 26-50	W-L RECORDS	RPI 51-100	RPI 101-150	RPI 150+				
10- 10	0- 0	0- 1	OVERALL	1- 2	1- 2	8- 5				
6- 3	0- 0	0- 0	HOME	1- 0	1- 1	4- 2				
3- 6	0- 0	0- 0	AWAY	0- 2	0- 1	3- 3				
1- 1	0- 0	0- 1	NEUTRAL	0- 0	0- 0	1- 0				
4- 5	0- 0	0- 1	NON-CONFERENCE	0- 2	1- 1	3- 1				
2- 1	0- 0	0- 0	HOME	0- 0	1- 1	1- 0				
1- 3	0- 0	0- 0	AWAY	0- 2	0- 0	1- 1				
1- 1	0- 0	0- 1	NEUTRAL	0- 0	0- 0	1- 0				
6- 5	0- 0	0- 0	CONFERENCE	1- 0	0- 1	5- 4				
4- 2	0- 0	0- 0	HOME	1- 0	0- 0	3- 2				
2- 3	0- 0	0- 0	AWAY	0- 0	0- 1	2- 2				
0- 0	0- 0	0- 0	NEUTRAL	0- 0	0- 0	0- 0				

RPI 1-25				RPI 26-50				RPI 51-100				RPI 101+ Team's RPI: 207			
RPI	S	Opponent	Score	RPI	S	Opponent	Score	RPI	S	Opponent	Score	RPI	S	Opponent	Score
				39	N	North Carolina St.	62 73	58	A	Western Ky.	60 76	101	H	Wright St.	69 71
								86	H	UT Martin	70 61	107	A	Belmont	61 72
								88	A	Missouri St.	63 87	143	H	ETSU	64 41
												172	A	SIUE	74 89
												196	H	Southeast Mo. St.	56 55
												222	A	Richmond	62 81
												260	A	Miami (OH)	77 72
												266	A	Tennessee St.	70 66
												272	H	Tennessee Tech	72 77
												275	H	Jacksonville St.	54 56
												276	H	Murray St.	72 60
												279	N	Saint Francis (PA)	88 82
												281	A	Austin Peay	66 94
												294	H	Morehead St.	100 93
												301	H	Western Caro.	91 62
												336	A	Eastern Ill.	75 56
LAST 12 Division I GAMES:															
				107	A	Belmont	61 72					172	A	SIUE	74 89
				266	A	Tennessee St.	70 66					336	A	Eastern Ill.	75 56
				294	H	Morehead St.	100 93					196	H	Southeast Mo. St.	56 55
				275	H	Jacksonville St.	54 56					86	H	UT Martin	70 61
				272	H	Tennessee Tech	72 77					281	A	Austin Peay	66 94
				276	H	Murray St.	72 60					279	N	Saint Francis (PA)	88 82

Non-Div I Games: Cincinnati Christian 112 34 Davis & Elkins 73 58

Eastern Ky.

■ Loss,
■ Non-Conf,
■ S Site,
■ H Home
■ A Away
N Neutral

Average RPI Win:	190	WON-LOST	WINNING	LAST 10	STRENGTH OF	OPP. STRENGTH	TEAM	ADJ.	CONF.	ADJ CONF.
Average RPI Loss:	89	RECORD	PCT. RANK	GAMES	SCHEDULE	OF SCHEDULE	RPI	RPI	RPI	RPI
DIV. I ONLY	12- 8	115	4- 6	129	121	111	111	12	12	
DIV. I NON-CONF.	7- 2	57	1- 0	175	135	58	58	13	13	
TOTALS	RPI 1-25	RPI 26-50	W-L RECORDS	RPI 51-100	RPI 101-150	RPI 150+				
12- 8	0- 1	0- 1	OVERALL	1- 3	5- 2	6- 1				
7- 3	0- 0	0- 1	HOME	1- 1	4- 1	2- 0				
5- 4	0- 1	0- 0	AWAY	0- 1	1- 1	4- 1				
0- 1	0- 0	0- 0	NEUTRAL	0- 1	0- 0	0- 0				
7- 2	0- 1	0- 0	NON-CONFERENCE	1- 1	2- 0	4- 0				
3- 0	0- 0	0- 0	HOME	1- 0	1- 0	1- 0				
4- 1	0- 1	0- 0	AWAY	0- 0	1- 0	3- 0				
0- 1	0- 0	0- 0	NEUTRAL	0- 1	0- 0	0- 0				
5- 6	0- 0	0- 1	CONFERENCE	0- 2	3- 2	2- 1				
4- 3	0- 0	0- 1	HOME	0- 1	3- 1	1- 0				
1- 3	0- 0	0- 0	AWAY	0- 1	0- 1	1- 1				
0- 0	0- 0	0- 0	NEUTRAL	0- 0	0- 0	0- 0				

RPI 1-25				RPI 26-50				RPI 51-100				RPI 101+				Team's RPI: 111
RPI	S	Opponent	Score	RPI	S	Opponent	Score	RPI	S	Opponent	Score	RPI	S	Opponent	Score	
22	A	Kentucky	67 89	32	H	Ohio	64 71	63	N	Abilene Christian	59 83	108	H	Toledo	59 41	
								64	A	Ball St.	54 76	110	A	Akron	72 75	
								69	H	Central Mich.	65 66	110	H	Akron	65 68	
								79	H	Michigan	64 63	120	H	Western Mich.	70 66	
												137	H	Buffalo	67 56	
												142	A	Harvard	85 81	
												148	H	Oral Roberts	77 69	
												174	A	Detroit	85 68	
												187	H	UTRGV	78 56	
												239	A	Bowling Green	63 67	
												246	A	Northern Ill.	87 80	
												273	A	Monmouth	78 68	
												329	H	Kent St.	72 51	
												341	A	Air Force	72 59	
LAST 12 Division I GAMES:																
120	H	Western Mich.	70 66	329	H	Kent St.	72 51									
69	H	Central Mich.	65 66	32	H	Ohio	64 71									
110	A	Akron	72 75	246	A	Northern Ill.	87 80									
239	A	Bowling Green	63 67	110	H	Akron	65 68									
108	H	Toledo	59 41	137	H	Buffalo	67 56									
64	A	Ball St.	54 76	174	A	Detroit	85 68									

Non-Div I Games: Madonna 104 45 Hillsdale 94 77

Eastern Mich.

Loss, Non-Conf, S Site, H Home A Away N Neutral

Average RPI Win:	245	WON-LOST	WINNING	LAST 10	STRENGTH OF	OPP. STRENGTH	TEAM	ADJ.	CONF.	ADJ CONF.
Average RPI Loss:	137	RECORD	PCT. RANK	GAMES	SCHEDULE	OF SCHEDULE	RPI	RPI	RPI	RPI
DIV. I ONLY	15- 8	91	8- 2	323	147	188	188	19	19	
DIV. I NON-CONF.	5- 6	180	0- 0	304	153	266	266	21	21	
TOTALS	RPI 1-25	RPI 26-50	W-L RECORDS	RPI 51-100	RPI 101-150	RPI 150+				
15- 8	0- 0	0- 0	OVERALL	0- 3	2- 3	13- 2				
9- 2	0- 0	0- 0	HOME	0- 1	1- 1	8- 0				
6- 3	0- 0	0- 0	AWAY	0- 0	1- 1	5- 0				
0- 3	0- 0	0- 0	NEUTRAL	0- 1	0- 1	0- 1				
5- 6	0- 0	0- 0	NON-CONFERENCE	0- 3	0- 2	5- 1				
3- 2	0- 0	0- 0	HOME	0- 1	0- 1	3- 0				
2- 1	0- 0	0- 0	AWAY	0- 1	0- 0	2- 0				
0- 3	0- 0	0- 0	NEUTRAL	0- 1	0- 1	0- 1				
10- 2	0- 0	0- 0	CONFERENCE	0- 0	2- 1	8- 1				
6- 0	0- 0	0- 0	HOME	0- 0	1- 0	5- 0				
4- 2	0- 0	0- 0	AWAY	0- 0	1- 1	3- 1				
0- 0	0- 0	0- 0	NEUTRAL	0- 0	0- 0	0- 0				

RPI 1-25			RPI 26-50			RPI 51-100			RPI 101+ Team's RPI: 188		
RPI	S	Opponent	Score	RPI	S	Opponent	Score	RPI	S	Opponent	Score
						63 H Abilene Christian	60 72	118 A North Dakota		69 72	
						87 A Gonzaga	56 78	118 H North Dakota		60 57	
						89 N Northwestern	70 74	119 N Creighton		60 66	
								125 H Boise St.		79 84	
								147 A Idaho		74 66	
								155 H Northern Colo.		59 55	
								162 H Montana St.		81 69	
								171 N East Carolina		62 80	
								199 A Sacramento St.		100 83	
								219 H Montana		67 65	
								220 H Utah Valley		68 64	
								267 A Northern Ariz.		81 71	
								267 H Northern Ariz.		72 65	
								285 H CSUN		70 59	
								293 A Wichita St.		67 62	
								324 A Portland St.		79 81	
								331 A Southern Utah		85 82	
								331 H Southern Utah		64 53	
								337 A Cal St. Fullerton		68 57	
								341 H Air Force		65 44	
LAST 12 Division I GAMES:											
118 A North Dakota		69 72	162 H Montana St.		81 69						
331 H Southern Utah		64 53	267 A Northern Ariz.		81 71						
267 H Northern Ariz.		72 65	331 A Southern Utah		85 82						
199 A Sacramento St.		100 83	147 A Idaho		74 66						
324 A Portland St.		79 81	118 H North Dakota		60 57						
219 H Montana		67 65	155 H Northern Colo.		59 55						

Non-Div I Games: Eastern Ore. 64 40

Eastern Wash.

Loss, Non-Conf, S Site, H Home A Away N Neutral

Average RPI Win: 178	WON-LOST	WINNING	LAST 10	STRENGTH OF	OPP. STRENGTH	TEAM	ADJ.	CONF.	ADJ CONF.
Average RPI Loss: 112	RECORD	PCT. RANK	GAMES	SCHEDULE	OF SCHEDULE	RPI	RPI	RPI	RPI
DIV. I ONLY	13- 8	108	6- 4	85	118	67	67	13	13
DIV. I NON-CONF.	6- 4	125	0- 1	54	73	48	48	12	12
TOTALS	RPI 1-25	RPI 26-50	W-L RECORDS	RPI 51-100	RPI 101-150	RPI 150+			
13- 8	0- 1	1- 1	OVERALL	2- 3	1- 1	9- 2			
7- 1	0- 0	0- 0	HOME	2- 1	1- 0	4- 0			
6- 7	0- 1	1- 1	AWAY	0- 2	0- 1	5- 2			
0- 0	0- 0	0- 0	NEUTRAL	0- 0	0- 0	0- 0			
6- 4	0- 1	1- 1	NON-CONFERENCE	1- 0	1- 1	3- 1			
3- 0	0- 0	0- 0	HOME	1- 0	1- 0	1- 0			
3- 4	0- 1	1- 1	AWAY	0- 0	0- 1	2- 1			
0- 0	0- 0	0- 0	NEUTRAL	0- 0	0- 0	0- 0			
7- 4	0- 0	0- 0	CONFERENCE	1- 3	0- 0	6- 1			
4- 1	0- 0	0- 0	HOME	1- 1	0- 0	3- 0			
3- 3	0- 0	0- 0	AWAY	0- 2	0- 0	3- 1			
0- 0	0- 0	0- 0	NEUTRAL	0- 0	0- 0	0- 0			

RPI 1-25				RPI 26-50				RPI 51-100				Team's RPI: 67	RPI 101+			
RPI	S	Opponent	Score	RPI	S	Opponent	Score	RPI	S	Opponent	Score		RPI	S	Opponent	Score
3	A	South Carolina	63 78	36	A	West Virginia	57 67	51	H	James Madison	76 81		102	A	Liberty	63 72
				39	A	North Carolina St.	69 66	76	A	Hofstra	49 59		143	H	ETSU	50 38
								76	H	Hofstra	61 60		179	H	Col. of Charleston	52 41
								84	A	Drexel	31 74		195	A	Delaware	66 64
								90	H	Charlotte	90 83		197	H	William & Mary	73 51
													198	A	Northeastern	56 54
													214	A	Furman	65 55
													238	A	UNCW	67 60
													238	H	UNCW	70 53
													241	H	High Point	80 69
													254	A	Navy	70 73
													265	A	American	62 54
													289	A	Towson	78 85
LAST 12 Division I GAMES:																
195	A	Delaware	66 64	84	A	Drexel	31 74									
197	H	William & Mary	73 51	289	A	Towson	78 85									
76	A	Hofstra	49 59	51	H	James Madison	76 81									
198	A	Northeastern	56 54	76	H	Hofstra	61 60									
238	H	UNCW	70 53	238	A	UNCW	67 60									
179	H	Col. of Charleston	52 41	36	A	West Virginia	57 67									

Non-Div I Games: Lenoir-Rhyne 67 29

Elon

Average RPI Win: 310	WON-LOST	WINNING	LAST 10	STRENGTH OF	OPP. STRENGTH	TEAM	ADJ.	CONF.	ADJ CONF.
Average RPI Loss: 170	RECORD	PCT. RANK	GAMES	SCHEDULE	OF SCHEDULE	RPI	RPI	RPI	RPI
DIV. I ONLY	2- 20	342	1- 9	165	261	319	319	21	21
DIV. I NON-CONF.	1- 10	330	0- 1	69	314	271	271	17	17
TOTALS	RPI 1-25	RPI 26-50	W-L RECORDS	RPI 51-100	RPI 101-150	RPI 150+			
2- 20	0- 0	0- 0	OVERALL	0- 6	0- 4	2- 10			
1- 7	0- 0	0- 0	HOME	0- 2	0- 1	1- 4			
1- 11	0- 0	0- 0	AWAY	0- 3	0- 3	1- 5			
0- 2	0- 0	0- 0	NEUTRAL	0- 1	0- 0	0- 1			
1- 10	0- 0	0- 0	NON-CONFERENCE	0- 4	0- 2	1- 4			
0- 4	0- 0	0- 0	HOME	0- 2	0- 1	0- 1			
1- 4	0- 0	0- 0	AWAY	0- 1	0- 1	1- 2			
0- 2	0- 0	0- 0	NEUTRAL	0- 1	0- 0	0- 1			
1- 10	0- 0	0- 0	CONFERENCE	0- 2	0- 2	1- 6			
1- 3	0- 0	0- 0	HOME	0- 0	0- 0	1- 3			
0- 7	0- 0	0- 0	AWAY	0- 2	0- 2	0- 3			
0- 0	0- 0	0- 0	NEUTRAL	0- 0	0- 0	0- 0			

RPI S	Opponent	Score	RPI S	Opponent	Score	RPI S	Opponent	Score	RPI S	Opponent	Score	Team's RPI: 319
						54 N	Santa Clara	44 62	113 H	IUPUI	62 68	
						64 H	Ball St.	53 73	127 A	UNI	51 62	
						75 A	Nebraska	40 85	136 A	Xavier	57 65	
						86 H	UT Martin	48 75	139 A	Southern Ill.	56 74	
						88 A	Missouri St.	70 77	156 A	Loyola Chicago	54 67	
						99 A	Drake	52 94	156 H	Loyola Chicago	49 63	
									162 N	Montana St.	55 81	
									239 A	Bowling Green	56 74	
									242 H	Indiana St.	44 59	
									260 A	Miami (OH)	85 91	
									276 H	Murray St.	54 73	
									293 A	Wichita St.	50 58	
									304 A	Cleveland St.	72 63	
									312 H	Illinois St.	57 64	
									316 A	Bradley	52 66	
									316 H	Bradley	62 46	
LAST 12 Division I GAMES:												
			156 A	Loyola Chicago	54 67		139 A	Southern Ill.	56 74			
			316 A	Bradley	52 66		316 H	Bradley	62 46			
			242 H	Indiana St.	44 59		156 H	Loyola Chicago	49 63			
			312 H	Illinois St.	57 64		99 A	Drake	52 94			
			293 A	Wichita St.	50 58		127 A	UNI	51 62			
			88 A	Missouri St.	70 77		113 H	IUPUI	62 68			

Non-Div I Games:

Average RPI Win:	201	WON-LOST	WINNING	LAST 10	STRENGTH OF	OPP. STRENGTH	TEAM	ADJ.	CONF.	ADJ CONF.
Average RPI Loss:	68	RECORD	PCT. RANK	GAMES	SCHEDULE	OF SCHEDULE	RPI	RPI	RPI	RPI
DIV. I ONLY	20- 4	18	10- 0	163	178	65	65	29	29	
DIV. I NON-CONF.	11- 4	76	3- 0	70	77	54	54	27	27	
TOTALS	RPI 1-25	RPI 26-50	W-L RECORDS	RPI 51-100	RPI 101-150	RPI 150+				
20- 4	0- 1	1- 2	OVERALL	1- 0	5- 0	13- 1				
9- 2	0- 0	0- 1	HOME	1- 0	2- 0	6- 1				
9- 0	0- 0	1- 0	AWAY	0- 0	1- 0	7- 0				
2- 2	0- 1	0- 1	NEUTRAL	0- 0	2- 0	0- 0				
11- 4	0- 1	1- 2	NON-CONFERENCE	1- 0	5- 0	4- 1				
4- 2	0- 0	0- 1	HOME	1- 0	2- 0	1- 1				
5- 0	0- 0	1- 0	AWAY	0- 0	1- 0	3- 0				
2- 2	0- 1	0- 1	NEUTRAL	0- 0	2- 0	0- 0				
9- 0	0- 0	0- 0	CONFERENCE	0- 0	0- 0	9- 0				
5- 0	0- 0	0- 0	HOME	0- 0	0- 0	5- 0				
4- 0	0- 0	0- 0	AWAY	0- 0	0- 0	4- 0				
0- 0	0- 0	0- 0	NEUTRAL	0- 0	0- 0	0- 0				

RPI 1-25			RPI 26-50			RPI 51-100			Team's RPI: 65	RPI 101+		
RPI	S	Opponent	Score	RPI	S	Opponent	Score	RPI	S	Opponent	Score	
21	N	Mississippi St.	60 65	32	N	Ohio	57 69	55	H	Auburn	52 45	106 N Arizona 57 55
				37	A	George Washington	64 60					110 A Akron 82 64
				44	H	Arkansas St.	48 62					117 H Quinnipiac 71 70
												120 N Western Mich. 60 42
												142 H Harvard 74 65
												167 A Jacksonville 59 55
												167 H Jacksonville 58 39
												173 H Fla. Atlantic 55 62
												175 H Stetson 61 48
												206 H Hartford 64 44
												227 H USC Upstate 54 43
												248 A Providence 50 41
												274 A N.C. A&T 60 36
												292 A Kennesaw St. 78 47
												298 A FIU 81 53
												302 A North Florida 65 38
												302 H North Florida 75 50
												335 A Lipscomb 71 39
												343 H NJIT 70 37
LAST 12 Division I GAMES:												
167	A	Jacksonville	59 55	343	H	NJIT	70 37					
302	H	North Florida	75 50	227	H	USC Upstate	54 43					
167	H	Jacksonville	58 39	175	H	Stetson	61 48					
302	A	North Florida	65 38	206	H	Hartford	64 44					
292	A	Kennesaw St.	78 47	55	H	Auburn	52 45					
335	A	Lipscomb	71 39	117	H	Quinnipiac	71 70					

Non-Div I Games: St. Thomas (FL) 86 33

FGCU

■ Loss,
 ■ Non-Conf,
 ■ S Site,
 ■ Home
 ■ Away
 N Neutral

Average RPI Win:	255	WON-LOST	WINNING	LAST 10	STRENGTH OF	OPP. STRENGTH	TEAM	ADJ.	CONF.	ADJ CONF.
Average RPI Loss:	140	RECORD	PCT. RANK	GAMES	SCHEDULE	OF SCHEDULE	RPI	RPI	RPI	RPI
DIV. I ONLY	3- 20	336	1- 9	116	152	298	298	11	11	
DIV. I NON-CONF.	2- 9	296	0- 0	268	222	333	333	10	10	
TOTALS	RPI 1-25	RPI 26-50	W-L RECORDS	RPI 51-100	RPI 101-150	RPI 150+				
3- 20	0- 0	0- 3	OVERALL	0- 5	1- 3	2- 9				
3- 10	0- 0	0- 1	HOME	0- 4	1- 2	2- 3				
0- 10	0- 0	0- 0	AWAY	0- 0	0- 0	0- 2				
0- 0	0- 0	0- 0	NEUTRAL	0- 0	0- 0	0- 0				
2- 9	0- 0	0- 1	NON-CONFERENCE	0- 2	0- 1	2- 5				
2- 5	0- 0	0- 0	HOME	0- 2	0- 1	2- 2				
0- 4	0- 0	0- 1	AWAY	0- 0	0- 0	0- 3				
0- 0	0- 0	0- 0	NEUTRAL	0- 0	0- 0	0- 0				
1- 11	0- 0	0- 2	CONFERENCE	0- 3	1- 2	0- 4				
1- 5	0- 0	0- 1	HOME	0- 2	1- 1	0- 1				
0- 6	0- 0	0- 1	AWAY	0- 1	0- 1	0- 3				
0- 0	0- 0	0- 0	NEUTRAL	0- 0	0- 0	0- 0				

RPI	S	Opponent	Score	RPI	S	Opponent	Score	RPI	S	Opponent	Score	RPI	S	Opponent	Score	Team's RPI: 298
31	A	UTEP	52 70	58	H	Western Ky.	69 71	123	H	Wake Forest	53 57	135	H	Marshall	58 65	
31	H	UTEP	57 69	65	H	FGCU	53 81	144	A	Old Dominion	49 84	150	H	UAB	72 61	
34	A	Miami (FL)	55 83	78	H	Middle Tenn.	62 85	152	A	Southern Miss.	55 82	167	A	Jacksonville	44 80	
				85	H	Marquette	83 95	168	A	Louisiana Tech	63 82	173	A	Fla. Atlantic	82 87	
				90	A	Charlotte	74 87	182	H	Rhode Island	50 68	224	H	UTSA	52 63	
								262	A	UCF	72 89	293	H	Wichita St.	62 76	
								299	H	Florida A&M	81 65	304	A	Cleveland St.	57 64	
								315	H	UMass Lowell	71 68					
LAST 12 Division I GAMES:																
31	A	UTEP	52 70	224	H	UTSA	52 63									
78	H	Middle Tenn.	62 85	152	A	Southern Miss.	55 82									
150	H	UAB	72 61	168	A	Louisiana Tech	63 82									
144	A	Old Dominion	49 84	135	H	Marshall	58 65									
90	A	Charlotte	74 87	58	H	Western Ky.	69 71									
31	H	UTEP	57 69	173	A	Fla. Atlantic	82 87									

Non-Div I Games:

FIU

■ Loss,
 ■ Non-Conf, S Site,
 ■ Home
 ■ Away
 N Neutral

Average RPI Win:	254	WON-LOST	WINNING	LAST 10	STRENGTH OF	OPP. STRENGTH	TEAM	ADJ.	CONF.	ADJ CONF.
Average RPI Loss:	159	RECORD	PCT. RANK	GAMES	SCHEDULE	OF SCHEDULE	RPI	RPI	RPI	RPI
DIV. I ONLY	13- 10	134	7- 3	271	255	210	210	23	23	
DIV. I NON-CONF.	5- 4	138	0- 0	133	258	159	159	24	24	
TOTALS	RPI 1-25	RPI 26-50	W-L RECORDS	RPI 51-100	RPI 101-150	RPI 150+				
13- 10	0- 0	0- 1	OVERALL	0- 2	1- 2	12- 5				
8- 6	0- 0	0- 0	HOME	0- 2	1- 2	7- 2				
5- 4	0- 0	0- 1	AWAY	0- 0	0- 0	5- 3				
0- 0	0- 0	0- 0	NEUTRAL	0- 0	0- 0	0- 0				
5- 4	0- 0	0- 1	NON-CONFERENCE	0- 2	1- 0	4- 1				
4- 2	0- 0	0- 0	HOME	0- 2	1- 0	3- 0				
1- 2	0- 0	0- 1	AWAY	0- 0	0- 0	1- 1				
0- 0	0- 0	0- 0	NEUTRAL	0- 0	0- 0	0- 0				
8- 6	0- 0	0- 0	CONFERENCE	0- 0	0- 2	8- 4				
4- 4	0- 0	0- 0	HOME	0- 0	0- 2	4- 2				
4- 2	0- 0	0- 0	AWAY	0- 0	0- 0	4- 2				
0- 0	0- 0	0- 0	NEUTRAL	0- 0	0- 0	0- 0				

RPI 1-25				RPI 26-50				RPI 51-100				RPI 101+				Team's RPI: 210	
RPI	S	Opponent	Score	RPI	S	Opponent	Score	RPI	S	Opponent	Score	RPI	S	Opponent	Score		
				30	A	St. John's (NY)	54 73	52	H	Albany (NY)	50 62	112	H	Iona	46 56		
								76	H	Hofstra	53 67	117	H	Quinnipiac	55 64		
												142	H	Harvard	67 50		
												166	A	Cornell	35 59		
												183	H	Marist	57 72		
												217	A	Canisius	51 50		
												217	H	Canisius	52 48		
												221	H	Siena	67 55		
												232	A	Manhattan	59 57		
												232	H	Manhattan	55 70		
												255	A	Loyola Maryland	71 45		
												259	H	Sacred Heart	61 50		
												273	A	Monmouth	68 60		
												278	H	La Salle	62 59		
												290	A	Niagara	55 56		
												290	H	Niagara	61 43		
												291	A	Rider	55 39		
												291	H	Rider	63 56		
												332	H	IPFW	74 62		
												333	A	Saint Peter's	46 56		
LAST 12 Division I GAMES:																	
				221	H	Siena	67 55	232	A	Manhattan	59 57						
				290	H	Niagara	61 43	291	A	Rider	55 39						
				273	A	Monmouth	68 60	333	A	Saint Peter's	46 56						
				291	H	Rider	63 56	232	H	Manhattan	55 70						
				217	H	Canisius	52 48	290	A	Niagara	55 56						
				117	H	Quinnipiac	55 64	217	A	Canisius	51 50						

Non-Div I Games:

Fairfield

■ Loss,
 ■ Non-Conf,
 S Site,
 ■ Home
 ■ Away
 N Neutral

Average RPI Win:	295	WON-LOST	WINNING	LAST 10	STRENGTH OF	OPP. STRENGTH	TEAM	ADJ.	CONF.	ADJ CONF.
Average RPI Loss:	206	RECORD	PCT. RANK	GAMES	SCHEDULE	OF SCHEDULE	RPI	RPI	RPI	RPI
DIV. I ONLY	9- 16	251	5- 5	314	336	310	310	31	31	
DIV. I NON-CONF.	3- 10	277	0- 1	225	245	306	306	32	32	
TOTALS	RPI 1-25	RPI 26-50	W-L RECORDS	RPI 51-100	RPI 101-150	RPI 150+				
9- 16	0- 0	0- 1	OVERALL	0- 1	0- 3	9- 11				
6- 7	0- 0	0- 0	HOME	0- 0	0- 0	6- 7				
2- 7	0- 0	0- 1	AWAY	0- 1	0- 1	2- 4				
1- 2	0- 0	0- 0	NEUTRAL	0- 0	0- 2	1- 0				
3- 10	0- 0	0- 1	NON-CONFERENCE	0- 1	0- 3	3- 5				
2- 5	0- 0	0- 0	HOME	0- 0	0- 0	2- 5				
0- 3	0- 0	0- 1	AWAY	0- 1	0- 1	0- 0				
1- 2	0- 0	0- 0	NEUTRAL	0- 0	0- 2	1- 0				
6- 6	0- 0	0- 0	CONFERENCE	0- 0	0- 0	6- 6				
4- 2	0- 0	0- 0	HOME	0- 0	0- 0	4- 2				
2- 4	0- 0	0- 0	AWAY	0- 0	0- 0	2- 4				
0- 0	0- 0	0- 0	NEUTRAL	0- 0	0- 0	0- 0				

RPI 1-25				RPI 26-50				RPI 51-100				RPI 101+				Team's RPI:	310
RPI	S	Opponent	Score	RPI	S	Opponent	Score	RPI	S	Opponent	Score	RPI	S	Opponent	Score		
				36	A	West Virginia	42 91	91	A	Bucknell	62 72	103	A	North Carolina	46 64		
												109	N	Yale	58 77		
												112	N	Iona	54 77		
												153	H	Brown	48 63		
												189	A	Robert Morris	83 68		
												213	H	Bryant	41 70		
												221	H	Siena	65 81		
												229	N	Grand Canyon	74 68		
												231	H	Columbia	83 87		
												232	H	Manhattan	78 85		
												259	A	Sacred Heart	61 72		
												273	H	Monmouth	81 75		
												277	H	Central Conn. St.	75 78		
												279	A	Saint Francis (PA)	67 87		
												279	H	Saint Francis (PA)	73 72		
												315	H	UMass Lowell	67 78		
												325	A	LIU Brooklyn	62 65		
												325	H	LIU Brooklyn	75 58		
												333	H	Saint Peter's	73 52		
												338	H	Mt. St. Mary's	66 53		
												342	A	Wagner	73 57		
												344	A	St. Francis Brooklyn	78 88		
												344	H	St. Francis Brooklyn	65 61		
LAST 12 Division I GAMES:																	
				344	A	St. Francis Brooklyn	78 88	279	A	Saint Francis (PA)	67 87						
				342	A	Wagner	73 57	189	A	Robert Morris	83 68						
				279	H	Saint Francis (PA)	73 72	277	H	Central Conn. St.	75 78						
				325	A	LIU Brooklyn	62 65	259	A	Sacred Heart	61 72						
				325	H	LIU Brooklyn	75 58	231	H	Columbia	83 87						
				338	H	Mt. St. Mary's	66 53	213	H	Bryant	41 70						

Non-Div I Games:

Fairleigh Dickinson

■ Loss,
 ■ Non-Conf,
 ■ S Site,
 ■ H Home
 ■ A Away
 N Neutral

Average RPI Win:	209	WON-LOST	WINNING	LAST 10	STRENGTH OF	OPP. STRENGTH	TEAM	ADJ.	CONF.	ADJ CONF.
Average RPI Loss:	120	RECORD	PCT. RANK	GAMES	SCHEDULE	OF SCHEDULE	RPI	RPI	RPI	RPI
DIV. I ONLY	10- 12	199	1- 9	82	183	173	173	11	11	
DIV. I NON-CONF.	7- 3	91	0- 0	57	306	76	76	10	10	
TOTALS	RPI 1-25	RPI 26-50	W-L RECORDS	RPI 51-100	RPI 101-150	RPI 150+				
10- 12	0- 0	0- 2	OVERALL	1- 4	2- 2	7- 4				
8- 5	0- 0	0- 1	HOME	0- 3	2- 1	6- 0				
1- 7	0- 0	0- 1	AWAY	1- 1	0- 1	0- 4				
1- 0	0- 0	0- 0	NEUTRAL	0- 0	0- 0	1- 0				
7- 3	0- 0	0- 1	NON-CONFERENCE	1- 1	1- 0	5- 1				
5- 1	0- 0	0- 0	HOME	0- 1	1- 0	4- 0				
1- 2	0- 0	0- 1	AWAY	1- 0	0- 0	0- 1				
1- 0	0- 0	0- 0	NEUTRAL	0- 0	0- 0	1- 0				
3- 9	0- 0	0- 1	CONFERENCE	0- 3	1- 2	2- 3				
3- 4	0- 0	0- 1	HOME	0- 2	1- 1	2- 0				
0- 5	0- 0	0- 0	AWAY	0- 1	0- 1	0- 3				
0- 0	0- 0	0- 0	NEUTRAL	0- 0	0- 0	0- 0				

RPI S	Opponent	Score	RPI S	Opponent	Score	RPI S	Opponent	Score	RPI S	Opponent	Score	Team's RPI: 173
31	H UTEP	66 78	46	A Kansas St.	53 102	58	H Western Ky.	62 81	110	H Akron	91 77	
						65	A FGCU	62 55	135	H Marshall	84 73	
						78	H Middle Tenn.	73 83	144	A Old Dominion	45 85	
						82	H South Dakota	53 76	150	H UAB	62 67	
						90	A Charlotte	79 85	152	A Southern Miss.	80 89	
									168	A Louisiana Tech	62 65	
									177	H Milwaukee	71 67	
									219	A Montana	69 83	
									224	A UTSA	54 57	
									224	H UTSA	64 51	
									251	H Bethune-Cookman	82 60	
									260	H Miami (OH)	68 65	
									266	N Tennessee St.	69 64	
									298	H FIU	87 82	
									307	H Delaware St.	83 55	
LAST 12 Division I GAMES:												
224	A UTSA	54 57	31	H UTEP	66 78							
150	H UAB	62 67	168	A Louisiana Tech	62 65							
78	H Middle Tenn.	73 83	152	A Southern Miss.	80 89							
90	A Charlotte	79 85	58	H Western Ky.	62 81							
144	A Old Dominion	45 85	135	H Marshall	84 73							
224	H UTSA	64 51	298	H FIU	87 82							

Non-Div I Games: Keiser 74 52

Fla. Atlantic

Average RPI Win:	138	WON-LOST	WINNING	LAST 10	STRENGTH OF	OPP. STRENGTH	TEAM	ADJ.	CONF.	ADJ CONF.
Average RPI Loss:	29	RECORD	PCT. RANK	GAMES	SCHEDULE	OF SCHEDULE	RPI	RPI	RPI	RPI
DIV. I ONLY	19- 5	33	7- 3	49	24	19	19	2	2	
DIV. I NON-CONF.	12- 1	9	1- 0	142	86	20	20	2	2	
TOTALS	RPI 1-25	RPI 26-50	W-L RECORDS	RPI 51-100	RPI 101-150	RPI 150+				
19- 5	4- 2	2- 2	OVERALL	1- 1	3- 0	9- 0				
11- 2	3- 1	2- 1	HOME	0- 0	1- 0	5- 0				
6- 3	1- 1	0- 1	AWAY	0- 1	2- 0	3- 0				
2- 0	0- 0	0- 0	NEUTRAL	1- 0	0- 0	1- 0				
12- 1	1- 0	2- 0	NON-CONFERENCE	1- 1	1- 0	7- 0				
7- 0	1- 0	2- 0	HOME	0- 0	0- 0	4- 0				
3- 1	0- 0	0- 0	AWAY	0- 1	1- 0	2- 0				
2- 0	0- 0	0- 0	NEUTRAL	1- 0	0- 0	1- 0				
7- 4	3- 2	0- 2	CONFERENCE	0- 0	2- 0	2- 0				
4- 2	2- 1	0- 1	HOME	0- 0	1- 0	1- 0				
3- 2	1- 1	0- 1	AWAY	0- 0	1- 0	1- 0				
0- 0	0- 0	0- 0	NEUTRAL	0- 0	0- 0	0- 0				

RPI	S	Opponent	Score	RPI	S	Opponent	Score	RPI	S	Opponent	Score	RPI	S	Opponent	Score
3	A	South Carolina	71 86	29	H	Georgia	61 71	60	A	Temple	91 97	121	H	LSU	53 45
12	A	Tennessee	74 66	33	A	Missouri	64 79	64	N	Ball St.	85 79	130	A	Arkansas	71 66
13	H	Florida St.	82 72	39	H	North Carolina St.	79 72					149	A	Wisconsin	91 75
15	H	Texas A&M	83 81	44	H	Arkansas St.	76 72					151	H	Alabama	80 72
21	H	Mississippi St.	70 76									157	A	Ole Miss	85 65
22	H	Kentucky	85 79									180	A	Colorado	83 61
												189	H	Robert Morris	79 52
												205	A	South Ala.	72 60
												262	N	UCF	93 79
												279	H	Saint Francis (PA)	122 65
												292	H	Kennesaw St.	84 57
												297	H	Savannah St.	99 34
LAST 12 Division I GAMES:															
3	A	South Carolina	71 86	121	H	LSU	53 45								
15	H	Texas A&M	83 81	29	H	Georgia	61 71								
22	H	Kentucky	85 79	157	A	Ole Miss	85 65								
130	A	Arkansas	71 66	12	A	Tennessee	74 66								
33	A	Missouri	64 79	21	H	Mississippi St.	70 76								
151	H	Alabama	80 72	262	N	UCF	93 79								

Non-Div I Games:

Florida

■ Loss,
 ■ Non-Conf, S Site,
 ■ Home
 ■ Away
 N Neutral

Average RPI Win:	277	WON-LOST	WINNING	LAST 10	STRENGTH OF	OPP. STRENGTH	TEAM	ADJ.	CONF.	ADJ CONF.
Average RPI Loss:	220	RECORD	PCT. RANK	GAMES	SCHEDULE	OF SCHEDULE	RPI	RPI	RPI	RPI
DIV. I ONLY	10- 10	171	6- 3	348	257	299	299	30	30	
DIV. I NON-CONF.	4- 7	222	2- 1	346	129	313	313	30	30	
TOTALS	RPI 1-25	RPI 26-50	W-L RECORDS	RPI 51-100	RPI 101-150	RPI 150+				
10- 10	0- 1	0- 0	OVERALL	0- 0	0- 2	10- 7				
5- 4	0- 0	0- 0	HOME	0- 0	0- 1	5- 3				
3- 5	0- 1	0- 0	AWAY	0- 0	0- 1	3- 3				
2- 1	0- 0	0- 0	NEUTRAL	0- 0	0- 0	2- 1				
4- 7	0- 1	0- 0	NON-CONFERENCE	0- 0	0- 2	4- 4				
1- 2	0- 0	0- 0	HOME	0- 0	0- 1	1- 1				
1- 4	0- 1	0- 0	AWAY	0- 0	0- 1	1- 2				
2- 1	0- 0	0- 0	NEUTRAL	0- 0	0- 0	2- 1				
6- 3	0- 0	0- 0	CONFERENCE	0- 0	0- 0	6- 3				
4- 2	0- 0	0- 0	HOME	0- 0	0- 0	4- 2				
2- 1	0- 0	0- 0	AWAY	0- 0	0- 0	2- 1				
0- 0	0- 0	0- 0	NEUTRAL	0- 0	0- 0	0- 0				

RPI 1-25				RPI 26-50				RPI 51-100				RPI 101+ Team's RPI: 299			
RPI	S	Opponent	Score	RPI	S	Opponent	Score	RPI	S	Opponent	Score	RPI	S	Opponent	Score
25	A	Southern California	45 88									103	A	North Carolina	58 94
												126	H	Mercer	50 54
												165	A	Hampton	66 59
												185	N	UC Davis	61 58
												215	H	Morgan St.	62 67
												236	A	Clemson	77 68
												251	A	Bethune-Cookman	60 67
												252	H	Coppin St.	79 73
												262	A	UCF	55 93
												292	H	Kennesaw St.	69 67
												297	H	Savannah St.	59 38
												298	A	FIU	65 81
												301	N	Western Caro.	53 69
												305	H	Southeastern La.	57 62
												307	H	Delaware St.	86 56
												314	H	South Carolina St.	62 68
												340	N	New Orleans	71 60
												346	A	Norfolk St.	83 67
												349	H	N.C. Central	55 45
LAST 12 Division I GAMES:															
307	H	Delaware St.	86 56	346	A	Norfolk St.	83 67								
349	H	N.C. Central	55 45	126	H	Mercer	50 54								
251	A	Bethune-Cookman	60 67	297	H	Savannah St.	59 38								
252	H	Coppin St.	79 73	236	A	Clemson	77 68								
215	H	Morgan St.	62 67	185	N	UC Davis	61 58								
165	A	Hampton	66 59	25	A	Southern California	45 88								

Non-Div I Games: Clark Atlanta 98 88 Fla. Memorial 66 62

Florida A&M

■ Loss,
 ■ Non-Conf,
 ■ S Site,
 ■ Home
 ■ A Away
 N Neutral

Average RPI Win:	149	WON-LOST	WINNING	LAST 10	STRENGTH OF	OPP. STRENGTH	TEAM	ADJ.	CONF.	ADJ CONF.
Average RPI Loss:	13	RECORD	PCT. RANK	GAMES	SCHEDULE	OF SCHEDULE	RPI	RPI	RPI	RPI
DIV. I ONLY	20- 4	18	10- 0	60	60	13	13	5	5	
DIV. I NON-CONF.	10- 3	61	1- 0	32	103	25	25	5	5	
TOTALS	RPI 1-25	RPI 26-50	W-L RECORDS	RPI 51-100	RPI 101-150	RPI 150+				
20- 4	0- 4	3- 0	OVERALL	5- 0	5- 0	7- 0				
13- 0	0- 0	1- 0	HOME	5- 0	3- 0	4- 0				
6- 3	0- 3	2- 0	AWAY	0- 0	2- 0	2- 0				
1- 1	0- 1	0- 0	NEUTRAL	0- 0	0- 0	1- 0				
10- 3	0- 3	1- 0	NON-CONFERENCE	2- 0	2- 0	5- 0				
8- 0	0- 0	1- 0	HOME	2- 0	2- 0	3- 0				
1- 2	0- 2	0- 0	AWAY	0- 0	0- 0	1- 0				
1- 1	0- 1	0- 0	NEUTRAL	0- 0	0- 0	1- 0				
10- 1	0- 1	2- 0	CONFERENCE	3- 0	3- 0	2- 0				
5- 0	0- 0	0- 0	HOME	3- 0	1- 0	1- 0				
5- 1	0- 1	2- 0	AWAY	0- 0	2- 0	1- 0				
0- 0	0- 0	0- 0	NEUTRAL	0- 0	0- 0	0- 0				

RPI 1-25				RPI 26-50				RPI 51-100				RPI 101+			
RPI	S	Opponent	Score	RPI	S	Opponent	Score	RPI	S	Opponent	Score	RPI	S	Opponent	Score
2	N	UConn	49 73	34	A	Miami (FL)	69 58	60	H	Temple	75 47	104	H	Boston College	75 42
9	A	Arizona St.	56 68	40	H	Rutgers	65 43	80	H	Georgia Tech	75 69	123	A	Wake Forest	96 55
19	A	Florida	72 82	47	A	Duke	69 53	83	H	Tulane	78 72	126	H	Mercer	79 36
20	A	Louisville	69 79					96	H	Virginia Tech	68 50	146	A	Pittsburgh	66 55
								100	H	Virginia	70 48	150	H	UAB	84 44
												167	H	Jacksonville	77 60
												236	A	Clemson	85 40
												236	H	Clemson	75 56
												240	N	Sam Houston St.	94 37
												276	H	Murray St.	101 59
												302	H	North Florida	80 28
												325	A	LIU Brooklyn	78 42
LAST 12 Division I GAMES:															
				47	A	Duke	69 53	146	A	Pittsburgh	66 55				
				236	H	Clemson	75 56	236	A	Clemson	85 40				
				96	H	Virginia Tech	68 50	80	H	Georgia Tech	75 69				
				123	A	Wake Forest	96 55	104	H	Boston College	75 42				
				34	A	Miami (FL)	69 58	20	A	Louisville	69 79				
				100	H	Virginia	70 48	167	H	Jacksonville	77 60				

Non-Div I Games:

Florida St.

Average RPI Win:	216	WON-LOST	WINNING	LAST 10	STRENGTH OF	OPP. STRENGTH	TEAM	ADJ.	CONF.	ADJ CONF.
Average RPI Loss:	83	RECORD	PCT. RANK	GAMES	SCHEDULE	OF SCHEDULE	RPI	RPI	RPI	RPI
DIV. I ONLY	11- 13	196	5- 5	90	97	160	160	7	7	
DIV. I NON-CONF.	5- 8	209	0- 1	159	159	221	221	8	8	
TOTALS	RPI 1-25	RPI 26-50	W-L RECORDS	RPI 51-100	RPI 101-150	RPI 150+				
11- 13	0- 2	1- 3	OVERALL	1- 4	0- 2	9- 2				
9- 3	0- 0	1- 0	HOME	1- 2	0- 0	7- 1				
2- 8	0- 0	0- 2	AWAY	0- 1	0- 0	2- 0				
0- 2	0- 1	0- 0	NEUTRAL	0- 0	0- 1	0- 0				
5- 8	0- 1	0- 2	NON-CONFERENCE	0- 2	0- 2	5- 1				
4- 3	0- 0	0- 0	HOME	0- 2	0- 0	4- 1				
1- 3	0- 0	0- 2	AWAY	0- 0	0- 1	1- 0				
0- 2	0- 1	0- 0	NEUTRAL	0- 0	0- 1	0- 0				
6- 5	0- 1	1- 1	CONFERENCE	1- 2	0- 0	4- 1				
5- 0	0- 0	1- 0	HOME	1- 0	0- 0	3- 0				
1- 5	0- 1	0- 1	AWAY	0- 2	0- 0	1- 1				
0- 0	0- 0	0- 0	NEUTRAL	0- 0	0- 0	0- 0				

RPI 1-25				RPI 26-50				RPI 51-100				RPI 101+ Team's RPI: 160			
RPI	S	Opponent	Score	RPI	S	Opponent	Score	RPI	S	Opponent	Score	RPI	S	Opponent	Score
23	A	Duquesne	40 55	26	A	Seton Hall	54 66	60	H	Temple	44 57	131	A	Penn St.	59 75
24	N	Syracuse	54 76	28	A	St. Bonaventure	41 55	66	H	Vanderbilt	40 53	133	N	Texas Tech	48 62
				37	H	George Washington	76 69	93	A	Saint Joseph's	51 61	159	A	Davidson	51 69
				45	A	Princeton	44 55	93	H	Saint Joseph's	47 40	159	H	Davidson	51 40
								97	A	VCU	51 61	176	H	George Mason	66 54
												182	H	Rhode Island	50 42
												195	H	Delaware	48 55
												232	A	Manhattan	60 49
												261	A	Massachusetts	60 55
												277	H	Central Conn. St.	63 48
												307	H	Delaware St.	74 58
												321	H	A&M-Corpus Christi	67 49
												330	H	Lafayette	61 49
LAST 12 Division I GAMES:															
				93	A	Saint Joseph's	51 61	93	H	Saint Joseph's	47 40				
				261	A	Massachusetts	60 55	176	H	George Mason	66 54				
				37	H	George Washington	76 69	23	A	Duquesne	40 55				
				182	H	Rhode Island	50 42	28	A	St. Bonaventure	41 55				
				97	A	VCU	51 61	159	H	Davidson	51 40				
				159	A	Davidson	51 69	66	H	Vanderbilt	40 53				

Non-Div I Games:

Fordham

Average RPI Win: 228	WON-LOST	WINNING	LAST 10	STRENGTH OF	OPP. STRENGTH	TEAM	ADJ.	CONF.	ADJ CONF.
Average RPI Loss: 111	RECORD	PCT. RANK	GAMES	SCHEDULE	OF SCHEDULE	RPI	RPI	RPI	RPI
DIV. I ONLY	11- 9	142	8- 2	162	150	138	138	20	20
DIV. I NON-CONF.	2- 7	280	0- 1	22	68	190	190	20	20
TOTALS	RPI 1-25	RPI 26-50	W-L RECORDS	RPI 51-100	RPI 101-150	RPI 150+			
11- 9	0- 0	0- 2	OVERALL	0- 4	1- 0	10- 3			
5- 4	0- 0	0- 2	HOME	0- 1	1- 0	4- 1			
5- 5	0- 0	0- 0	AWAY	0- 3	0- 0	5- 2			
1- 0	0- 0	0- 0	NEUTRAL	0- 0	0- 0	1- 0			
2- 7	0- 0	0- 2	NON-CONFERENCE	0- 4	0- 0	2- 1			
1- 3	0- 0	0- 2	HOME	0- 1	0- 0	1- 0			
0- 4	0- 0	0- 0	AWAY	0- 3	0- 0	0- 1			
1- 0	0- 0	0- 0	NEUTRAL	0- 0	0- 0	1- 0			
9- 2	0- 0	0- 0	CONFERENCE	0- 0	1- 0	8- 2			
4- 1	0- 0	0- 0	HOME	0- 0	1- 0	3- 1			
5- 1	0- 0	0- 0	AWAY	0- 0	0- 0	5- 1			
0- 0	0- 0	0- 0	NEUTRAL	0- 0	0- 0	0- 0			

RPI S	Opponent	Score	RPI S	Opponent	Score	RPI S	Opponent	Score	RPI S	Opponent	Score	Team's RPI: 138
37	H George Washington	53 61	59	A St. Mary's (CA)	81 83	125	H Boise St.	62 57				
38	H Washington	79 89	70	A Utah	63 78	181	A New Mexico	69 65				
			71	H San Diego	68 72	193	A UNLV	57 52				
			74	A UC Riverside	68 86	193	H UNLV	58 54				
						194	A Cal Poly	60 64				
						198	N Northeastern	69 55				
						203	A San Jose St.	59 54				
						203	H San Jose St.	64 66				
						243	H CSU Bakersfield	57 52				
						249	A San Diego St.	54 65				
						249	H San Diego St.	54 49				
						250	A Wyoming	49 42				
						327	A Nevada	67 59				
						341	H Air Force	70 46				
LAST 12 Division I GAMES:												
249	A San Diego St.	54 65	203	A San Jose St.	59 54							
193	A UNLV	57 52	125	H Boise St.	62 57							
203	H San Jose St.	64 66	327	A Nevada	67 59							
250	A Wyoming	49 42	181	A New Mexico	69 65							
341	H Air Force	70 46	193	H UNLV	58 54							
249	H San Diego St.	54 49	70	A Utah	63 78							

Non-Div I Games: Fresno Pacific 78 33 Stanislaus St. 72 49

Fresno St.

■ Loss,
 ■ Non-Conf, S Site,
 ■ Home
 ■ Away
 N Neutral

Average RPI Win: 261	WON-LOST	WINNING	LAST 10	STRENGTH OF	OPP. STRENGTH	TEAM	ADJ.	CONF.	ADJ CONF.
Average RPI Loss: 130	RECORD	PCT. RANK	GAMES	SCHEDULE	OF SCHEDULE	RPI	RPI	RPI	RPI
DIV. I ONLY	9- 13	223	4- 6	198	222	214	214	17	17
DIV. I NON-CONF.	5- 8	209	0- 2	237	275	232	232	16	16
TOTALS	RPI 1-25	RPI 26-50	W-L RECORDS	RPI 51-100	RPI 101-150	RPI 150+			
9- 13	0- 0	0- 1	OVERALL	0- 5	1- 4	8- 3			
4- 5	0- 0	0- 0	HOME	0- 2	1- 2	3- 1			
5- 8	0- 0	0- 0	AWAY	0- 1	0- 1	5- 0			
0- 0	0- 0	0- 0	NEUTRAL	0- 0	0- 0	0- 0			
5- 8	0- 0	0- 1	NON-CONFERENCE	0- 3	0- 1	5- 3			
3- 2	0- 0	0- 0	HOME	0- 1	0- 0	3- 1			
2- 6	0- 0	0- 1	AWAY	0- 2	0- 1	2- 2			
0- 0	0- 0	0- 0	NEUTRAL	0- 0	0- 0	0- 0			
4- 5	0- 0	0- 0	CONFERENCE	0- 2	1- 3	3- 0			
1- 3	0- 0	0- 0	HOME	0- 1	1- 2	0- 0			
3- 2	0- 0	0- 0	AWAY	0- 1	0- 1	3- 0			
0- 0	0- 0	0- 0	NEUTRAL	0- 0	0- 0	0- 0			

RPI S	Opponent	Score	RPI S	Opponent	Score	RPI S	Opponent	Score	RPI S	Opponent	Score	Team's RPI: 214
29	A Georgia	39 77	57	A Chattanooga	46 61	122	H Samford	45 58				
			57	H Chattanooga	50 56	126	H Mercer	50 61				
			67	H Elon	55 65	140	A UNC Asheville	71 84				
			96	A Virginia Tech	30 59	143	A ETSU	64 68				
			97	A VCU	45 67	143	H ETSU	81 77				
						159	H Davidson	51 69				
						222	A Richmond	69 62				
						227	A USC Upstate	75 63				
						236	H Clemson	70 49				
						244	A Appalachian St.	78 92				
						287	A UNCG	75 59				
						301	A Western Caro.	83 76				
						303	A Wofford	70 61				
						313	H Winthrop	71 52				
						314	H South Carolina St.	59 46				
						349	A N.C. Central	61 66				
LAST 12 Division I GAMES:												
143	A ETSU	64 68	303	A Wofford	70 61							
57	A Chattanooga	46 61	57	H Chattanooga	50 56							
126	H Mercer	50 61	143	H ETSU	81 77							
122	H Samford	45 58	349	A N.C. Central	61 66							
287	A UNCG	75 59	96	A Virginia Tech	30 59							
301	A Western Caro.	83 76	244	A Appalachian St.	78 92							

Non-Div I Games: Converse 89 52 North Greenville 69 39

Furman

Ga. Southern

Through Games Of Feb. 11, 2016

Average RPI Win:	256	WON-LOST	WINNING	LAST 10	STRENGTH OF	OPP. STRENGTH	TEAM	ADJ.	CONF.	ADJ CONF.
Average RPI Loss:	172	RECORD	PCT. RANK	GAMES	SCHEDULE	OF SCHEDULE	RPI	RPI	RPI	RPI
DIV. I ONLY	7- 15	267	3- 7	223	269	270	270	16	16	
DIV. I NON-CONF.	3- 6	234	0- 0	217	345	269	269	14	14	
TOTALS	RPI 1-25	RPI 26-50	W-L RECORDS	RPI 51-100	RPI 101-150	RPI 150+				
7- 15	0- 0	0- 2	OVERALL	0- 0	0- 4	7- 9				
4- 6	0- 0	0- 0	HOME	0- 0	0- 2	4- 4				
3- 8	0- 0	0- 2	AWAY	0- 0	0- 2	3- 4				
0- 1	0- 0	0- 0	NEUTRAL	0- 0	0- 0	0- 1				
3- 6	0- 0	0- 1	NON-CONFERENCE	0- 0	0- 1	3- 4				
2- 2	0- 0	0- 0	HOME	0- 0	0- 0	2- 2				
1- 3	0- 0	0- 1	AWAY	0- 0	0- 1	1- 1				
0- 1	0- 0	0- 0	NEUTRAL	0- 0	0- 0	0- 1				
4- 9	0- 0	0- 1	CONFERENCE	0- 0	0- 3	4- 5				
2- 4	0- 0	0- 0	HOME	0- 0	0- 2	2- 2				
2- 5	0- 0	0- 1	AWAY	0- 0	0- 1	2- 3				
0- 0	0- 0	0- 0	NEUTRAL	0- 0	0- 0	0- 0				

RPI 1-25			RPI 26-50			RPI 51-100			RPI 101+ Team's RPI: 270		
RPI	S	Opponent	Score	RPI	S	Opponent	Score	RPI	S	Opponent	Score
				29	A	Georgia	28 75	126	A	Mercer	50 62
				44	A	Arkansas St.	54 77	132	H	La.-Lafayette	39 56
								140	A	Texas-Arlington	31 70
								140	H	Texas-Arlington	41 53
								163	A	Little Rock	36 69
								175	A	Stetson	57 79
								186	A	Troy	68 84
								186	H	Troy	66 81
								189	H	Robert Morris	49 64
								202	A	Texas St.	56 61
								202	H	Texas St.	78 64
								205	H	South Ala.	57 43
								244	A	Appalachian St.	65 50
								251	N	Bethune-Cookman	49 65
								268	A	Georgia St.	61 50
								275	H	Jacksonville St.	60 56
								288	H	La.-Monroe	49 50
								297	A	Savannah St.	64 48
								300	H	Charleston So.	64 51
								335	H	Lipscomb	55 66
LAST 12 Division I GAMES:											
186	A	Troy	68 84	268	A	Georgia St.	61 50				
202	H	Texas St.	78 64	288	H	La.-Monroe	49 50				
140	H	Texas-Arlington	41 53	132	H	La.-Lafayette	39 56				
44	A	Arkansas St.	54 77	186	H	Troy	66 81				
163	A	Little Rock	36 69	205	H	South Ala.	57 43				
244	A	Appalachian St.	65 50	140	A	Texas-Arlington	31 70				

Non-Div I Games:

Ga. Southern

■ Loss,
 ■ Non-Conf,
 ■ S Site,
 ■ Home
 ■ A Away
 N Neutral

Average RPI Win: 244		WON-LOST	WINNING	LAST 10	STRENGTH OF	OPP. STRENGTH	TEAM	ADJ.	CONF.	ADJ CONF.
Average RPI Loss: 188		RECORD	PCT. RANK	GAMES	SCHEDULE	OF SCHEDULE	RPI	RPI	RPI	RPI
DIV. I ONLY		13- 9	120	7- 3	315	229	225	225	26	26
DIV. I NON-CONF.		4- 4	160	0- 0	307	81	261	261	29	29
TOTALS		RPI 1-25	RPI 26-50	W-L RECORDS	RPI 51-100	RPI 101-150	RPI 150+			
13- 9	0- 0		0- 0	OVERALL	0- 0	3- 3	10- 6			
10- 2	0- 0		0- 0	HOME	0- 0	1- 0	9- 2			
3- 4	0- 0		0- 0	AWAY	0- 0	2- 1	1- 3			
0- 3	0- 0		0- 0	NEUTRAL	0- 0	0- 2	0- 1			
4- 4	0- 0		0- 0	NON-CONFERENCE	0- 0	1- 2	3- 2			
3- 1	0- 0		0- 0	HOME	0- 0	0- 0	3- 1			
1- 0	0- 0		0- 0	AWAY	0- 0	1- 0	0- 0			
0- 3	0- 0		0- 0	NEUTRAL	0- 0	0- 2	0- 1			
9- 5	0- 0		0- 0	CONFERENCE	0- 0	2- 1	7- 4			
7- 1	0- 0		0- 0	HOME	0- 0	1- 0	6- 1			
2- 4	0- 0		0- 0	AWAY	0- 0	1- 1	1- 3			
0- 0	0- 0		0- 0	NEUTRAL	0- 0	0- 0	0- 0			

[illegible]

Non-Div I Games:	Montreat	84	49	Bluefield Col.	64	51
------------------	----------	----	----	----------------	----	----

Gardner-Webb

■ Loss, ■ Non-Conf, S Site, H Home A Away N Neutral

George Mason

Through Games Of Feb. 11, 2016

Average RPI Win:	207	WON-LOST	WINNING	LAST 10	STRENGTH OF	OPP. STRENGTH	TEAM	ADJ.	CONF.	ADJ CONF.
Average RPI Loss:	95	RECORD	PCT. RANK	GAMES	SCHEDULE	OF SCHEDULE	RPI	RPI	RPI	RPI
DIV. I ONLY	10- 15	228	4- 6	102	93	176	176	7	7	
DIV. I NON-CONF.	5- 8	209	0- 0	233	128	231	231	8	8	
TOTALS	RPI 1-25	RPI 26-50	W-L RECORDS	RPI 51-100	RPI 101-150	RPI 150+				
10- 15	0- 1	0- 3	OVERALL	3- 5	0- 2	7- 4				
7- 3	0- 1	0- 0	HOME	2- 1	0- 1	5- 0				
1- 11	0- 0	0- 3	AWAY	1- 3	0- 1	0- 4				
2- 1	0- 0	0- 0	NEUTRAL	0- 1	0- 0	2- 0				
5- 8	0- 0	0- 0	NON-CONFERENCE	0- 4	0- 2	5- 2				
3- 1	0- 0	0- 0	HOME	0- 0	0- 1	3- 0				
0- 6	0- 0	0- 0	AWAY	0- 3	0- 1	0- 2				
2- 1	0- 0	0- 0	NEUTRAL	0- 1	0- 0	2- 0				
5- 7	0- 1	0- 3	CONFERENCE	3- 1	0- 0	2- 2				
4- 2	0- 1	0- 0	HOME	2- 1	0- 0	2- 0				
1- 5	0- 0	0- 3	AWAY	1- 0	0- 0	0- 2				
0- 0	0- 0	0- 0	NEUTRAL	0- 0	0- 0	0- 0				

RPI 1-25				RPI 26-50				RPI 51-100				RPI 101+ Team's RPI: 176			
RPI	S	Opponent	Score	RPI	S	Opponent	Score	RPI	S	Opponent	Score	RPI	S	Opponent	Score
23	H	Duquesne	56 72	28	A	St. Bonaventure	55 70	55	A	Auburn	59 88	105	H	Georgetown	57 63
				37	A	George Washington	68 82	58	N	Western Ky.	58 84	106	A	Arizona	60 68
				48	A	Dayton	58 81	70	A	Utah	62 74	159	A	Davidson	63 68
								77	A	Saint Louis	73 63	160	A	Fordham	54 66
								77	H	Saint Louis	50 61	184	N	Tulsa	64 63
								93	H	Saint Joseph's	55 41	193	A	UNLV	59 67
								96	A	Virginia Tech	63 80	195	H	Delaware	90 83
								97	H	VCU	70 54	216	A	Radford	63 66
												253	N	Pepperdine	71 63
												261	H	Massachusetts	64 59
												278	H	La Salle	79 70
												289	H	Towson	88 76
												341	H	Air Force	69 52
LAST 12 Division I GAMES:															
48	A	Dayton	58 81	97	H	VCU	70 54	28	A	St. Bonaventure	55 70				
93	H	Saint Joseph's	55 41	160	A	Fordham	54 66	278	H	La Salle	79 70				
159	A	Davidson	63 68	23	H	Duquesne	56 72	77	A	Saint Louis	73 63				
261	H	Massachusetts	64 59												
77	H	Saint Louis	50 61												
37	A	George Washington	68 82												

Non-Div I Games:

George Mason

■ Loss,
 ■ Non-Conf,
 ■ S Site,
 ■ H Home
 ■ A Away
 N Neutral

Average RPI Win:	156	WON-LOST	WINNING	LAST 10	STRENGTH OF	OPP. STRENGTH	TEAM	ADJ.	CONF.	ADJ CONF.
Average RPI Loss:	83	RECORD	PCT. RANK	GAMES	SCHEDULE	OF SCHEDULE	RPI	RPI	RPI	RPI
DIV. I ONLY	20- 4	18	9- 1	112	75	37	37	7	7	
DIV. I NON-CONF.	10- 3	61	1- 0	93	56	49	49	8	8	
TOTALS	RPI 1-25	RPI 26-50	W-L RECORDS	RPI 51-100	RPI 101-150	RPI 150+				
20- 4	1- 1	1- 0	OVERALL	4- 1	3- 1	11- 1				
10- 1	0- 0	0- 0	HOME	2- 1	1- 0	7- 0				
8- 2	1- 1	1- 0	AWAY	1- 0	2- 0	3- 1				
2- 1	0- 0	0- 0	NEUTRAL	1- 0	0- 1	1- 0				
10- 3	0- 1	0- 0	NON-CONFERENCE	2- 1	3- 1	5- 0				
5- 1	0- 0	0- 0	HOME	1- 1	1- 0	3- 0				
3- 1	0- 1	0- 0	AWAY	0- 0	2- 0	1- 0				
2- 1	0- 0	0- 0	NEUTRAL	1- 0	0- 1	1- 0				
10- 1	1- 0	1- 0	CONFERENCE	2- 0	0- 0	6- 1				
5- 0	0- 0	0- 0	HOME	1- 0	0- 0	4- 0				
5- 1	1- 0	1- 0	AWAY	1- 0	0- 0	2- 1				
0- 0	0- 0	0- 0	NEUTRAL	0- 0	0- 0	0- 0				

RPI 1-25				RPI 26-50				Team's RPI: 37	RPI 51-100				RPI 101+			
RPI	S	Opponent	Score	RPI	S	Opponent	Score		RPI	S	Opponent	Score	RPI	S	Opponent	Score
6	A	Stanford	63 84	48	A	Dayton	62 61		53	N	Iowa	81 77	101	N	Wright St.	71 77
23	A	Duquesne	70 52						62	H	Villanova	78 70	112	H	Iona	70 65
									65	H	FGCU	60 64	115	A	Memphis	68 62
									77	H	Saint Louis	89 80	138	A	Fresno St.	61 53
									93	A	Saint Joseph's	70 45	159	A	Davidson	79 60
													160	A	Fordham	69 76
													161	A	Illinois	70 57
													176	H	George Mason	82 68
													182	H	Rhode Island	68 52
													206	H	Hartford	82 51
													222	A	Richmond	62 47
													230	H	Grambling	85 58
													256	N	Houston	82 78
													261	H	Massachusetts	67 50
													265	H	American	78 48
													278	H	La Salle	83 59
LAST 12 Division I GAMES:																
222	A	Richmond	62 47	23	A	Duquesne	70 52									
160	A	Fordham	69 76	278	H	La Salle	83 59									
77	H	Saint Louis	89 80	48	A	Dayton	62 61									
159	A	Davidson	79 60	182	H	Rhode Island	68 52									
176	H	George Mason	82 68	93	A	Saint Joseph's	70 45									
261	H	Massachusetts	67 50	206	H	Hartford	82 51									

Non-Div I Games:

George Washington

■ Loss,
 ■ Non-Conf, S Site,
 ■ Home
 ■ Away
 N Neutral

Georgetown

Through Games Of Feb. 11, 2016

Average RPI Win:	186	WON-LOST	WINNING	LAST 10	STRENGTH OF	OPP. STRENGTH	TEAM	ADJ.	CONF.	ADJ CONF.
Average RPI Loss:	80	RECORD	PCT. RANK	GAMES	SCHEDULE	OF SCHEDULE	RPI	RPI	RPI	RPI
DIV. I ONLY	13- 10	134	5- 5	133	77	105	105	6	6	
DIV. I NON-CONF.	7- 3	91	0- 0	192	263	88	88	6	6	
TOTALS	RPI 1-25	RPI 26-50	W-L RECORDS	RPI 51-100	RPI 101-150	RPI 150+				
13- 10	0- 2	0- 3	OVERALL	3- 1	3- 2	7- 2				
6- 3	0- 1	0- 2	HOME	2- 0	1- 0	3- 0				
5- 7	0- 1	0- 1	AWAY	1- 1	1- 2	3- 2				
2- 0	0- 0	0- 0	NEUTRAL	0- 0	1- 0	1- 0				
7- 3	0- 0	0- 1	NON-CONFERENCE	1- 0	1- 1	5- 1				
3- 0	0- 0	0- 0	HOME	1- 0	0- 0	2- 0				
2- 3	0- 0	0- 1	AWAY	0- 0	0- 1	2- 1				
2- 0	0- 0	0- 0	NEUTRAL	0- 0	1- 0	1- 0				
6- 7	0- 2	0- 2	CONFERENCE	2- 1	2- 1	2- 1				
3- 3	0- 1	0- 2	HOME	1- 0	1- 0	1- 0				
3- 4	0- 1	0- 0	AWAY	1- 1	1- 1	1- 1				
0- 0	0- 0	0- 0	NEUTRAL	0- 0	0- 0	0- 0				

RPI 1-25				RPI 26-50				RPI 51-100				RPI 101+ Team's RPI: 105			
RPI	S	Opponent	Score	RPI	S	Opponent	Score	RPI	S	Opponent	Score	RPI	S	Opponent	Score
18	A	DePaul	53 75	26	H	Seton Hall	75 83	62	A	Villanova	57 51	115	A	Memphis	53 57
18	H	DePaul	66 80	28	A	St. Bonaventure	54 69	85	A	Marquette	72 87	117	N	Quinnipiac	80 68
				30	H	St. John's (NY)	60 65	85	H	Marquette	75 72	119	A	Creighton	57 44
								96	H	Virginia Tech	73 56	119	H	Creighton	69 57
												136	A	Xavier	54 59
												151	A	Alabama	66 78
												176	A	George Mason	63 57
												192	A	Butler	76 82
												195	H	Delaware	61 50
												248	A	Providence	82 51
												248	H	Providence	63 53
												289	H	Towson	82 46
												317	A	UMES	71 60
												344	N	St. Francis Brooklyn	74 52
LAST 12 Division I GAMES:															
18	H	DePaul	66 80	30	H	St. John's (NY)	60 65	85	A	Marquette	72 87	18	A	DePaul	53 75
85	H	Marquette	75 72	85	A	Marquette	72 87	119	A	Creighton	57 44	248	H	Providence	63 53
119	A	Creighton	57 44	119	H	Creighton	69 57	26	H	Seton Hall	75 83	192	A	Butler	76 82
248	A	Providence	82 51												
62	A	Villanova	57 51												

Non-Div I Games:

Georgetown

■ Loss,
 ■ Non-Conf,
 ■ S Site,
 ■ H Home
 ■ A Away
 N Neutral

Average RPI Win:	134	WON-LOST	WINNING	LAST 10	STRENGTH OF	OPP. STRENGTH	TEAM	ADJ.	CONF.	ADJ CONF.
Average RPI Loss:	62	RECORD	PCT. RANK	GAMES	SCHEDULE	OF SCHEDULE	RPI	RPI	RPI	RPI
DIV. I ONLY	18- 6	46	5- 0	29	66	29	29	2	2	
DIV. I NON-CONF.	12- 1	9	1- 0	96	150	14	14	2	2	
TOTALS	RPI 1-25	RPI 26-50	W-L RECORDS	RPI 51-100	RPI 101-150	RPI 150+				
18- 6	3- 2	2- 2	OVERALL	3- 0	2- 1	8- 1				
12- 3	1- 1	1- 1	HOME	2- 0	1- 1	7- 0				
5- 3	1- 1	1- 1	AWAY	1- 0	1- 0	1- 1				
1- 0	1- 0	0- 0	NEUTRAL	0- 0	0- 0	0- 0				
12- 1	1- 0	1- 1	NON-CONFERENCE	1- 0	2- 0	7- 0				
9- 0	0- 0	1- 0	HOME	1- 0	1- 0	6- 0				
2- 1	0- 0	0- 1	AWAY	0- 0	1- 0	1- 0				
1- 0	1- 0	0- 0	NEUTRAL	0- 0	0- 0	0- 0				
6- 5	2- 2	1- 1	CONFERENCE	2- 0	0- 1	1- 1				
3- 3	1- 1	0- 1	HOME	1- 0	0- 1	1- 0				
3- 2	1- 1	1- 0	AWAY	1- 0	0- 0	0- 1				
0- 0	0- 0	0- 0	NEUTRAL	0- 0	0- 0	0- 0				

RPI S	Opponent	Score	RPI S	Opponent	Score	Team's RPI: 29	RPI S	Opponent	Score	RPI S	Opponent	Score
14 N	BYU	66 58	26 H	Seton Hall	70 52		55 H	Auburn	63 30	101 A	Wright St.	63 57
15 A	Texas A&M	62 73	27 A	Michigan St.	45 66		66 A	Vanderbilt	64 58	121 H	LSU	46 53
19 A	Florida	71 61	33 A	Missouri	65 50		80 H	Georgia Tech	78 66	126 H	Mercer	57 44
21 H	Mississippi St.	47 43	33 H	Missouri	48 54					151 A	Alabama	50 64
22 H	Kentucky	53 64								157 H	Ole Miss	70 56
										175 H	Stetson	76 55
										208 H	Cincinnati	60 42
										214 H	Furman	77 39
										270 H	Ga. Southern	75 28
										272 H	Tennessee Tech	81 48
										285 A	CSUN	83 58
										292 H	Kennesaw St.	89 34
LAST 12 Division I GAMES:												
285 A	CSUN	83 58	21 H	Mississippi St.	47 43							
157 H	Ole Miss	70 56	151 A	Alabama	50 64							
33 A	Missouri	65 50	19 A	Florida	71 61							
66 A	Vanderbilt	64 58	22 H	Kentucky	53 64							
55 H	Auburn	63 30	33 H	Missouri	48 54							
121 H	LSU	46 53	15 A	Texas A&M	62 73							

Non-Div I Games:

Georgia

Average RPI Win:	246	WON-LOST	WINNING	LAST 10	STRENGTH OF	OPP. STRENGTH	TEAM	ADJ.	CONF.	ADJ CONF.
Average RPI Loss:	181	RECORD	PCT. RANK	GAMES	SCHEDULE	OF SCHEDULE	RPI	RPI	RPI	RPI
DIV. I ONLY	9- 13	223	3- 7	288	246	268	268	16	16	
DIV. I NON-CONF.	5- 4	138	0- 0	305	333	233	233	14	14	
TOTALS	RPI 1-25	RPI 26-50	W-L RECORDS	RPI 51-100	RPI 101-150	RPI 150+				
9- 13	0- 0	0- 1	OVERALL	0- 1	1- 2	8- 9				
4- 7	0- 0	0- 0	HOME	0- 1	0- 2	4- 4				
4- 6	0- 0	0- 1	AWAY	0- 0	1- 0	3- 5				
1- 0	0- 0	0- 0	NEUTRAL	0- 0	0- 0	1- 0				
5- 4	0- 0	0- 0	NON-CONFERENCE	0- 1	0- 0	5- 3				
2- 2	0- 0	0- 0	HOME	0- 1	0- 0	2- 1				
2- 2	0- 0	0- 0	AWAY	0- 0	0- 0	2- 2				
1- 0	0- 0	0- 0	NEUTRAL	0- 0	0- 0	1- 0				
4- 9	0- 0	0- 1	CONFERENCE	0- 0	1- 2	3- 6				
2- 5	0- 0	0- 0	HOME	0- 0	0- 2	2- 3				
2- 4	0- 0	0- 1	AWAY	0- 0	1- 0	1- 3				
0- 0	0- 0	0- 0	NEUTRAL	0- 0	0- 0	0- 0				

RPI 1-25			RPI 26-50			RPI 51-100			RPI 101+			Team's RPI: 268
RPI	S	Opponent	Score	RPI	S	Opponent	Score	RPI	S	Opponent	Score	
				44	A	Arkansas St.	54 75	90	H	Charlotte	71 83	
										132	H	La.-Lafayette 57 77
										140	A	Texas-Arlington 68 63
										140	H	Texas-Arlington 45 74
										151	A	Alabama 56 72
										163	A	Little Rock 32 59
										175	A	Stetson 80 72
										186	H	Troy 90 97
										202	A	Texas St. 71 80
										202	H	Texas St. 73 62
										205	A	South Ala. 45 83
										205	H	South Ala. 52 60
										244	A	Appalachian St. 80 75
										251	N	Bethune-Cookman 68 61
										270	H	Ga. Southern 50 61
										272	A	Tennessee Tech 65 72
										288	H	La.-Monroe 65 52
										292	A	Kennesaw St. 66 62
										294	H	Morehead St. 90 99
										302	H	North Florida 76 63
										323	H	Howard 65 58
LAST 12 Division I GAMES:												
205	A	South Ala.	45 83	270	H	Ga. Southern	50 61					
140	H	Texas-Arlington	45 74	132	H	La.-Lafayette	57 77					
202	H	Texas St.	73 62	288	H	La.-Monroe	65 52					
163	A	Little Rock	32 59	205	H	South Ala.	52 60					
44	A	Arkansas St.	54 75	186	H	Troy	90 97					
244	A	Appalachian St.	80 75	202	A	Texas St.	71 80					

Non-Div I Games:

Georgia St.

■ Loss,
 ■ Non-Conf,
 ■ S Site,
 ■ H Home
 ■ A Away
 N Neutral

Average RPI Win:	197	WON-LOST	WINNING	LAST 10	STRENGTH OF	OPP. STRENGTH	TEAM	ADJ.	CONF.	ADJ CONF.
Average RPI Loss:	39	RECORD	PCT. RANK	GAMES	SCHEDULE	OF SCHEDULE	RPI	RPI	RPI	RPI
DIV. I ONLY	14- 11	137	4- 6	28	87	80	80	5	5	
DIV. I NON-CONF.	10- 3	61	0- 0	130	315	83	83	5	5	
TOTALS	RPI 1-25	RPI 26-50	W-L RECORDS	RPI 51-100	RPI 101-150	RPI 150+				
14- 11	0- 5	0- 4	OVERALL	1- 1	4- 1	9- 0				
10- 4	0- 2	0- 1	HOME	0- 1	3- 0	7- 0				
3- 6	0- 3	0- 3	AWAY	1- 0	1- 0	1- 0				
1- 1	0- 0	0- 0	NEUTRAL	0- 0	0- 1	1- 0				
10- 3	0- 0	0- 2	NON-CONFERENCE	0- 0	2- 1	8- 0				
8- 0	0- 0	0- 0	HOME	0- 0	1- 0	7- 0				
1- 2	0- 0	0- 2	AWAY	0- 0	1- 0	0- 0				
1- 1	0- 0	0- 0	NEUTRAL	0- 0	0- 1	1- 0				
4- 8	0- 5	0- 2	CONFERENCE	1- 1	2- 0	1- 0				
2- 4	0- 2	0- 1	HOME	0- 1	2- 0	0- 0				
2- 4	0- 3	0- 1	AWAY	1- 0	0- 0	1- 0				
0- 0	0- 0	0- 0	NEUTRAL	0- 0	0- 0	0- 0				

RPI 1-25				RPI 26-50				RPI 51-100				RPI 101+			
RPI	S	Opponent	Score	RPI	S	Opponent	Score	RPI	S	Opponent	Score	RPI	S	Opponent	Score
1	A	Notre Dame	76 85	29	A	Georgia	66 78	96	A	Virginia Tech	51 34	103	H	North Carolina	80 73
1	H	Notre Dame	42 54	34	H	Miami (FL)	55 58	100	H	Virginia	67 78	104	H	Boston College	62 56
13	A	Florida St.	69 75	39	A	North Carolina St.	57 65					113	A	IUPUI	60 50
20	H	Louisville	65 78	42	A	Indiana	60 69					122	H	Samford	66 55
24	A	Syracuse	52 71									127	N	UNI	58 61
												151	H	Alabama	70 58
												156	H	Loyola Chicago	84 77
												227	H	USC Upstate	87 46
												236	A	Clemson	76 63
												241	N	High Point	81 61
												271	H	Prairie View	96 48
												284	H	Alabama St.	80 54
												305	H	Southeastern La.	102 49
												344	H	St. Francis Brooklyn	89 51
LAST 12 Division I GAMES:															
34	H	Miami (FL)	55 58	100	H	Virginia	67 78								
24	A	Syracuse	52 71	103	H	North Carolina	80 73								
96	A	Virginia Tech	51 34	13	A	Florida St.	69 75								
104	H	Boston College	62 56	39	A	North Carolina St.	57 65								
1	H	Notre Dame	42 54	20	H	Louisville	65 78								
236	A	Clemson	76 63	1	A	Notre Dame	76 85								

Non-Div I Games:

Georgia Tech

■ Loss,
 ■ Non-Conf,
 ■ S Site,
 ■ H Home
 ■ A Away
 N Neutral

Average RPI Win:	196	WON-LOST	WINNING	LAST 10	STRENGTH OF	OPP. STRENGTH	TEAM	ADJ.	CONF.	ADJ CONF.
Average RPI Loss:	57	RECORD	PCT. RANK	GAMES	SCHEDULE	OF SCHEDULE	RPI	RPI	RPI	RPI
DIV. I ONLY	16- 9	96	5- 5	93	90	87	87	9	9	
DIV. I NON-CONF.	8- 4	100	0- 0	101	76	103	103	9	9	
TOTALS	RPI 1-25	RPI 26-50	W-L RECORDS	RPI 51-100	RPI 101-150	RPI 150+				
16- 9	0- 3	2- 0	OVERALL	1- 4	1- 2	12- 0				
11- 3	0- 2	1- 0	HOME	1- 1	1- 0	8- 0				
5- 5	0- 1	1- 0	AWAY	0- 3	0- 1	4- 0				
0- 1	0- 0	0- 0	NEUTRAL	0- 0	0- 1	0- 0				
8- 4	0- 2	2- 0	NON-CONFERENCE	0- 1	0- 1	6- 0				
6- 2	0- 2	1- 0	HOME	0- 0	0- 0	5- 0				
2- 1	0- 0	1- 0	AWAY	0- 1	0- 0	1- 0				
0- 1	0- 0	0- 0	NEUTRAL	0- 0	0- 1	0- 0				
8- 5	0- 1	0- 0	CONFERENCE	1- 3	1- 1	6- 0				
5- 1	0- 0	0- 0	HOME	1- 1	1- 0	3- 0				
3- 4	0- 1	0- 0	AWAY	0- 2	0- 1	3- 0				
0- 0	0- 0	0- 0	NEUTRAL	0- 0	0- 0	0- 0				

RPI 1-25				RPI 26-50				RPI 51-100				Team's RPI: 87	RPI 101+			
RPI	S	Opponent	Score	RPI	S	Opponent	Score	RPI	S	Opponent	Score		RPI	S	Opponent	Score
6	H	Stanford	48 65	36	H	West Virginia	62 57	54	A	Santa Clara	64 71		103	N	North Carolina	62 67
14	A	BYU	54 58	48	A	Dayton	57 47	54	H	Santa Clara	53 44		114	A	San Francisco	52 71
25	H	Southern California	56 60					59	H	St. Mary's (CA)	68 69		114	H	San Francisco	68 47
								68	A	Washington St.	48 55		162	H	Montana St.	65 52
								71	A	San Diego	54 63		164	H	Pacific	68 61
													188	H	Eastern Wash.	78 56
													229	H	Grand Canyon	70 44
													235	A	Loyola Marymount	66 59
													235	H	Loyola Marymount	83 68
													250	H	Wyoming	61 57
													253	A	Pepperdine	74 57
													253	H	Pepperdine	56 39
													283	A	Portland	71 63
													296	A	Colgate	80 50
													341	H	Air Force	88 35
LAST 12 Division I GAMES:																
253	H	Pepperdine	56 39	71	A	San Diego	54 63									
235	H	Loyola Marymount	83 68	14	A	BYU	54 58									
114	A	San Francisco	52 71	283	A	Portland	71 63									
54	A	Santa Clara	64 71	54	H	Santa Clara	53 44									
164	H	Pacific	68 61	114	H	San Francisco	68 47									
59	H	St. Mary's (CA)	68 69	235	A	Loyola Marymount	66 59									

Non-Div I Games:

Gonzaga

■ Loss,
 ■ Non-Conf, S Site,
 ■ Home
 ■ Away
 N Neutral

Average RPI Win: 298	WON-LOST	WINNING	LAST 10	STRENGTH OF	OPP. STRENGTH	TEAM	ADJ.	CONF.	ADJ CONF.
Average RPI Loss: 160	RECORD	PCT. RANK	GAMES	SCHEDULE	OF SCHEDULE	RPI	RPI	RPI	RPI
DIV. I ONLY	8- 12	228	6- 4	258	309	230	230	32	32
DIV. I NON-CONF.	1- 8	320	1- 0	39	99	197	197	31	31
TOTALS	RPI 1-25	RPI 26-50	W-L RECORDS	RPI 51-100	RPI 101-150	RPI 150+			
8- 12	0- 2	0- 1	OVERALL	0- 0	0- 2	8- 7			
4- 2	0- 0	0- 0	HOME	0- 0	0- 0	4- 2			
4- 10	0- 0	0- 0	AWAY	0- 0	0- 2	4- 2			
0- 0	0- 0	0- 0	NEUTRAL	0- 0	0- 0	0- 0			
1- 8	0- 2	0- 1	NON-CONFERENCE	0- 0	0- 2	1- 3			
0- 0	0- 0	0- 0	HOME	0- 0	0- 0	0- 0			
1- 8	0- 2	0- 1	AWAY	0- 0	0- 2	1- 3			
0- 0	0- 0	0- 0	NEUTRAL	0- 0	0- 0	0- 0			
7- 4	0- 0	0- 0	CONFERENCE	0- 0	0- 0	7- 4			
4- 2	0- 0	0- 0	HOME	0- 0	0- 0	4- 2			
3- 2	0- 0	0- 0	AWAY	0- 0	0- 0	3- 2			
0- 0	0- 0	0- 0	NEUTRAL	0- 0	0- 0	0- 0			

RPI 1-25				RPI 26-50				RPI 51-100				RPI 101+ Team's RPI: 230			
RPI	S	Opponent	Score	RPI	S	Opponent	Score	RPI	S	Opponent	Score	RPI	S	Opponent	Score
4	A	Baylor	42 96	37	A	George Washington	58 85					133	A	Texas Tech	55 70
21	A	Mississippi St.	43 107									134	A	Northwestern St.	62 71
												151	A	Alabama	57 72
												177	A	Southern U.	68 80
												177	H	Southern U.	65 52
												184	A	Tulsa	51 79
												197	A	William & Mary	55 74
												233	H	Texas Southern	50 62
												271	H	Prairie View	69 66
												284	H	Alabama St.	89 69
												309	A	Nicholls St.	69 65
												320	A	Alcorn	85 76
												320	H	Alcorn	66 70
												328	A	Jackson St.	79 58
												334	A	Ark.-Pine Bluff	68 83
												345	H	Alabama A&M	75 56
												347	A	Mississippi Val.	65 52
LAST 12 Division I GAMES:															
320	H	Alcorn	66 70	271	H	Prairie View	69 66								
177	H	Southern U.	65 52	320	A	Alcorn	85 76								
347	A	Mississippi Val.	65 52	177	A	Southern U.	68 80								
334	A	Ark.-Pine Bluff	68 83	284	H	Alabama St.	89 69								
328	A	Jackson St.	79 58	345	H	Alabama A&M	75 56								
233	H	Texas Southern	50 62	309	A	Nicholls St.	69 65								

Non-Div I Games: Southern-N.O. 73 61 LSU-Alexandria 106 50

Grambling

Loss, Non-Conf, S Site, H Home A Away N Neutral

Grand Canyon

Through Games Of Feb. 11, 2016

Average RPI Win: 260	WON-LOST	WINNING	LAST 10	STRENGTH OF	OPP. STRENGTH	TEAM	ADJ.	CONF.	ADJ CONF.
Average RPI Loss: 139	RECORD	PCT. RANK	GAMES	SCHEDULE	OF SCHEDULE	RPI	RPI	RPI	RPI
DIV. I ONLY	9- 13	223	4- 5	207	249	229	229	25	25
DIV. I NON-CONF.	5- 8	209	0- 1	224	179	229	229	25	25
TOTALS	RPI 1-25	RPI 26-50	W-L RECORDS	RPI 51-100	RPI 101-150	RPI 150+			
9- 13	0- 1	0- 1	OVERALL	0- 5	1- 1	8- 5			
3- 6	0- 0	0- 0	HOME	0- 2	1- 1	2- 3			
6- 3	0- 0	0- 0	AWAY	0- 0	0- 0	6- 0			
0- 4	0- 1	0- 1	NEUTRAL	0- 1	0- 0	0- 1			
5- 8	0- 1	0- 1	NON-CONFERENCE	0- 3	1- 1	4- 2			
2- 3	0- 0	0- 0	HOME	0- 1	1- 1	1- 1			
3- 1	0- 0	0- 0	AWAY	0- 1	0- 0	3- 0			
0- 4	0- 1	0- 1	NEUTRAL	0- 1	0- 0	0- 1			
4- 5	0- 0	0- 0	CONFERENCE	0- 2	0- 0	4- 3			
1- 3	0- 0	0- 0	HOME	0- 1	0- 0	1- 2			
3- 2	0- 0	0- 0	AWAY	0- 1	0- 0	3- 1			
0- 0	0- 0	0- 0	NEUTRAL	0- 0	0- 0	0- 0			

RPI 1-25				RPI 26-50				RPI 51-100				RPI 101+				Team's RPI: 229
RPI	S	Opponent	Score	RPI	S	Opponent	Score	RPI	S	Opponent	Score	RPI	S	Opponent	Score	
25	N	Southern California	44 75	36	N	West Virginia	50 68	63	N	Abilene Christian	71 75	129	H	Hawaii	41 74	
								74	H	UC Riverside	67 85	148	H	Oral Roberts	66 64	
								87	A	Gonzaga	44 70	155	H	Northern Colo.	69 59	
								98	A	New Mexico St.	58 60	187	A	UTRGV	28 52	
								98	H	New Mexico St.	44 64	187	H	UTRGV	66 68	
												205	H	South Ala.	56 59	
												220	A	Utah Valley	61 53	
												243	A	CSU Bakersfield	61 51	
												247	A	Seattle	67 54	
												308	H	UMKC	57 63	
												310	N	Fairleigh Dickinson	68 74	
												318	A	North Dakota St.	76 67	
												326	A	UC Irvine	58 53	
												339	H	Chicago St.	74 36	
												341	A	Air Force	73 39	
LAST 12 Division I GAMES:																
				187	H	UTRGV	66 68					220	A	Utah Valley	61 53	
				98	H	New Mexico St.	44 64					98	A	New Mexico St.	58 60	
				247	A	Seattle	67 54					187	A	UTRGV	28 52	
				243	A	CSU Bakersfield	61 51					74	H	UC Riverside	67 85	
				308	H	UMKC	57 63					155	H	Northern Colo.	69 59	
				339	H	Chicago St.	74 36					205	H	South Ala.	56 59	

Non-Div I Games: Western St. 77 40 San Diego Christian 60 40 Arizona Christian 87 54

Grand Canyon

Loss, Non-Conf, S Site, H Home A Away N Neutral

Average RPI Win: 139	WON-LOST	WINNING	LAST 10	STRENGTH OF	OPP. STRENGTH	TEAM	ADJ.	CONF.	ADJ CONF.
Average RPI Loss: 116	RECORD	PCT. RANK	GAMES	SCHEDULE	OF SCHEDULE	RPI	RPI	RPI	RPI
DIV. I ONLY	20- 3	12	9- 1	58	96	17	17	14	14
DIV. I NON-CONF.	10- 2	33	1- 0	35	14	12	12	15	15
TOTALS	RPI 1-25	RPI 26-50	W-L RECORDS	RPI 51-100	RPI 101-150	RPI 150+			
20- 3	0- 0	1- 1	OVERALL	5- 1	6- 0	8- 1			
11- 1	0- 0	1- 0	HOME	3- 0	2- 0	5- 1			
8- 0	0- 0	0- 0	AWAY	1- 0	4- 0	3- 0			
1- 2	0- 0	0- 1	NEUTRAL	1- 1	0- 0	0- 0			
10- 2	0- 0	1- 1	NON-CONFERENCE	5- 1	2- 0	2- 0			
6- 0	0- 0	1- 0	HOME	3- 0	1- 0	1- 0			
3- 0	0- 0	0- 0	AWAY	1- 0	1- 0	1- 0			
1- 2	0- 0	0- 1	NEUTRAL	1- 1	0- 0	0- 0			
10- 1	0- 0	0- 0	CONFERENCE	0- 0	4- 0	6- 1			
5- 1	0- 0	0- 0	HOME	0- 0	1- 0	4- 1			
5- 0	0- 0	0- 0	AWAY	0- 0	3- 0	2- 0			
0- 0	0- 0	0- 0	NEUTRAL	0- 0	0- 0	0- 0			

RPI S	Opponent	Score	RPI S	Opponent	Score	RPI S	Opponent	Score	RPI S	Opponent	Score
40 N	Rutgers	43 54	48 H	Dayton	68 52	56 H	South Dakota St.	58 57	101 A	Wright St.	63 58
						66 H	Vanderbilt	58 56	107 H	Belmont	66 62
						83 N	Tulane	79 58	116 A	Youngstown St.	68 60
						85 H	Marquette	75 55	116 H	Youngstown St.	69 35
						99 A	Drake	86 61	145 A	Northern Ky.	81 73
						100 N	Virginia	59 68	149 A	Wisconsin	72 58
									156 H	Loyola Chicago	65 51
									174 H	Detroit	58 36
									177 A	Milwaukee	63 42
									177 H	Milwaukee	69 46
									192 A	Butler	55 46
									201 H	Ill.-Chicago	64 22
									209 H	Oakland	56 58
									223 H	Valparaiso	81 42
									304 A	Cleveland St.	66 45
LAST 12 Division I GAMES:											
116 H	Youngstown St.	69 35	201 H	Ill.-Chicago	64 22						
177 H	Milwaukee	69 46	223 H	Valparaiso	81 42						
174 H	Detroit	58 36	116 A	Youngstown St.	68 60						
209 H	Oakland	56 58	304 A	Cleveland St.	66 45						
101 A	Wright St.	63 58	177 A	Milwaukee	63 42						
145 A	Northern Ky.	81 73	48 H	Dayton	68 52						

Non-Div I Games:

Green Bay

■ Loss,
 ■ Non-Conf, S Site,
 ■ Home
 ■ Away
 N Neutral

Average RPI Win:	267	WON-LOST	WINNING	LAST 10	STRENGTH OF	OPP. STRENGTH	TEAM	ADJ.	CONF.	ADJ CONF.
Average RPI Loss:	111	RECORD	PCT. RANK	GAMES	SCHEDULE	OF SCHEDULE	RPI	RPI	RPI	RPI
DIV. I ONLY	10- 13	208	7- 3	103	254	165	165	30	30	
DIV. I NON-CONF.	2- 11	306	1- 2	6	69	144	144	30	30	
TOTALS	RPI 1-25	RPI 26-50	W-L RECORDS	RPI 51-100	RPI 101-150	RPI 150+				
10- 13	0- 2	0- 2	OVERALL	0- 5	1- 0	9- 4				
4- 4	0- 0	0- 0	HOME	0- 2	0- 0	4- 2				
4- 9	0- 2	0- 2	AWAY	0- 3	0- 0	4- 2				
2- 0	0- 0	0- 0	NEUTRAL	0- 0	1- 0	1- 0				
2- 11	0- 2	0- 2	NON-CONFERENCE	0- 5	1- 0	1- 2				
0- 3	0- 0	0- 0	HOME	0- 2	0- 0	0- 1				
0- 8	0- 2	0- 2	AWAY	0- 3	0- 0	0- 1				
2- 0	0- 0	0- 0	NEUTRAL	0- 0	1- 0	1- 0				
8- 2	0- 0	0- 0	CONFERENCE	0- 0	0- 0	8- 2				
4- 1	0- 0	0- 0	HOME	0- 0	0- 0	4- 1				
4- 1	0- 0	0- 0	AWAY	0- 0	0- 0	4- 1				
0- 0	0- 0	0- 0	NEUTRAL	0- 0	0- 0	0- 0				

RPI 1-25				RPI 26-50				RPI 51-100				RPI 101+ Team's RPI: 165			
RPI	S	Opponent	Score	RPI	S	Opponent	Score	RPI	S	Opponent	Score	RPI	S	Opponent	Score
3	A	South Carolina	48 86	31	A	UTEP	54 78	51	H	James Madison	56 68	123	N	Wake Forest	47 42
8	A	Texas	52 79	45	A	Princeton	55 79	61	A	Oregon	51 86	175	A	Stetson	59 68
								68	A	Washington St.	61 68	182	N	Rhode Island	59 54
								84	H	Drexel	36 57	204	H	Lehigh	56 63
								95	A	Iowa St.	59 95	215	A	Morgan St.	65 51
												251	H	Bethune-Cookman	60 45
												274	A	N.C. A&T	55 52
												297	H	Savannah St.	65 53
												299	H	Florida A&M	59 66
												314	H	South Carolina St.	63 50
												317	A	UMES	76 55
												323	A	Howard	77 83
												346	H	Norfolk St.	73 62
												349	A	N.C. Central	76 42
LAST 12 Division I GAMES:															
323	A	Howard	77 83	274	A	N.C. A&T	55 52	299	H	Florida A&M	59 66				
317	A	UMES	76 55	251	H	Bethune-Cookman	60 45	45	A	Princeton	55 79				
346	H	Norfolk St.	73 62	175	A	Stetson	59 68	182	N	Rhode Island	59 54				
314	H	South Carolina St.	63 50												
297	H	Savannah St.	65 53												
349	A	N.C. Central	76 42												

Non-Div I Games:

Hampton

■ Loss,
 ■ Non-Conf,
 ■ S Site,
 ■ H Home
 ■ A Away
 N Neutral

RPI 1-25				RPI 26-50				RPI 51-100				RPI 101+ Team's RPI: 206			
RPI	S	Opponent	Score	RPI	S	Opponent	Score	RPI	S	Opponent	Score	RPI	S	Opponent	Score
9	H	Arizona St.	29 60	37	A	George Washington	51 82	52	H	Albany (NY)	41 78	104	A	Boston College	28 62
								65	A	FGCU	44 64	117	A	Quinnipiac	69 71
								79	A	Michigan	47 83	124	A	Stony Brook	35 58
								92	A	Maine	43 61	124	H	Stony Brook	42 45
												166	H	Cornell	53 50
												169	H	UMBC	65 57
												228	A	Binghamton	41 39
												228	H	Binghamton	47 53
												248	A	Providence	50 69
												258	H	New Hampshire	48 44
												259	A	Sacred Heart	68 67
												261	A	Massachusetts	57 63
												269	H	Dartmouth	36 43
												277	H	Central Conn. St.	49 41
												286	A	Vermont	51 47
												315	A	UMass Lowell	75 70
												315	H	UMass Lowell	72 59
												330	H	Lafayette	55 50
LAST 12 Division I GAMES:															
				228	A	Binghamton	41 39	169	H	UMBC	65 57				
				124	H	Stony Brook	42 45	124	A	Stony Brook	35 58				
				315	A	UMass Lowell	75 70	286	A	Vermont	51 47				
				52	H	Albany (NY)	41 78	228	H	Binghamton	47 53				
				92	A	Maine	43 61	315	H	UMass Lowell	72 59				
				258	H	New Hampshire	48 44	65	A	FGCU	44 64				

Non-Div I Games:

Average RPI Win: 219	WON-LOST	WINNING	LAST 10	STRENGTH OF	OPP. STRENGTH	TEAM	ADJ.	CONF.	ADJ CONF.
Average RPI Loss: 113	RECORD	PCT. RANK	GAMES	SCHEDULE	OF SCHEDULE	RPI	RPI	RPI	RPI
DIV. I ONLY	8- 11	216	4- 6	77	201	142	142	10	10
DIV. I NON-CONF.	5- 8	209	1- 5	110	213	162	162	11	11

TOTALS	RPI 1-25	RPI 26-50	W-L RECORDS	RPI 51-100	RPI 101-150	RPI 150+			
8- 11	0- 0	0- 3	OVERALL	0- 3	2- 2	6- 3			
2- 5	0- 0	0- 2	HOME	0- 1	0- 1	2- 1			
5- 6	0- 0	0- 1	AWAY	0- 2	1- 1	4- 2			
1- 0	0- 0	0- 0	NEUTRAL	0- 0	1- 0	0- 0			
5- 8	0- 0	0- 1	NON-CONFERENCE	0- 3	2- 2	3- 2			
2- 2	0- 0	0- 0	HOME	0- 1	0- 1	2- 0			
2- 6	0- 0	0- 1	AWAY	0- 2	1- 1	1- 2			
1- 0	0- 0	0- 0	NEUTRAL	0- 0	1- 0	0- 0			
3- 3	0- 0	0- 2	CONFERENCE	0- 0	0- 0	3- 1			
0- 3	0- 0	0- 2	HOME	0- 0	0- 0	0- 1			
3- 0	0- 0	0- 0	AWAY	0- 0	0- 0	3- 0			
0- 0	0- 0	0- 0	NEUTRAL	0- 0	0- 0	0- 0			

RPI 1-25			RPI 26-50			RPI 51-100			RPI 101+ Team's RPI: 142		
RPI	S	Opponent	Score	RPI	S	Opponent	Score	RPI	S	Opponent	Score
				41	A	South Fla.	59 86	57	A	Chattanooga	58 62
				43	H	Penn	48 68	65	A	FGCU	65 74
				45	H	Princeton	83 92	92	H	Maine	53 64
LAST 12 Division I GAMES:											
				45	H	Princeton	83 92	57	A	Chattanooga	58 62
				43	H	Penn	48 68	122	A	Samford	60 54
				231	A	Columbia	69 66	124	A	Stony Brook	63 64
				166	A	Cornell	65 56	210	A	Fairfield	50 67
				269	H	Dartmouth	64 70	111	H	Eastern Mich.	81 85
				269	A	Dartmouth	56 43	65	A	FGCU	65 74
								348	H	Boston U.	73 55

Non-Div I Games:

Harvard

■ Loss,
 ■ Non-Conf,
 ■ S Site,
 ■ H Home
 ■ A Away
 N Neutral

Average RPI Win:	243	WON-LOST	WINNING	LAST 10	STRENGTH OF	OPP. STRENGTH	TEAM	ADJ.	CONF.	ADJ CONF.
Average RPI Loss:	77	RECORD	PCT. RANK	GAMES	SCHEDULE	OF SCHEDULE	RPI	RPI	RPI	RPI
DIV. I ONLY	15- 9	103	7- 3	190	138	129	129	22	22	
DIV. I NON-CONF.	7- 6	156	0- 1	97	16	114	114	22	22	
TOTALS	RPI 1-25	RPI 26-50	W-L RECORDS	RPI 51-100	RPI 101-150	RPI 150+				
15- 9	0- 4	0- 1	OVERALL	0- 2	0- 0	15- 2				
6- 5	0- 2	0- 1	HOME	0- 2	0- 0	6- 0				
9- 2	0- 0	0- 0	AWAY	0- 0	0- 0	9- 2				
0- 2	0- 2	0- 0	NEUTRAL	0- 0	0- 0	0- 0				
7- 6	0- 4	0- 1	NON-CONFERENCE	0- 1	0- 0	7- 0				
2- 4	0- 2	0- 1	HOME	0- 1	0- 0	2- 0				
5- 0	0- 0	0- 0	AWAY	0- 0	0- 0	5- 0				
0- 2	0- 2	0- 0	NEUTRAL	0- 0	0- 0	0- 0				
8- 3	0- 0	0- 0	CONFERENCE	0- 1	0- 0	8- 2				
4- 1	0- 0	0- 0	HOME	0- 1	0- 0	4- 0				
4- 2	0- 0	0- 0	AWAY	0- 0	0- 0	4- 2				
0- 0	0- 0	0- 0	NEUTRAL	0- 0	0- 0	0- 0				

RPI 1-25				RPI 26-50				RPI 51-100				RPI 101+ Team's RPI: 129			
RPI	S	Opponent	Score	RPI	S	Opponent	Score	RPI	S	Opponent	Score	RPI	S	Opponent	Score
3	H	South Carolina	51 67	43	H	Penn	54 64	68	H	Washington St.	52 62	154	A	Long Beach St.	67 55
9	H	Arizona St.	49 75					74	H	UC Riverside	74 77	154	H	Long Beach St.	60 42
14	N	BYU	56 67									185	A	UC Davis	58 60
15	N	Texas A&M	41 82									194	A	Cal Poly	64 58
												199	A	Sacramento St.	74 72
												203	A	San Jose St.	76 73
												229	A	Grand Canyon	74 41
												235	H	Loyola Marymount	65 51
												243	A	CSU Bakersfield	65 55
												243	H	CSU Bakersfield	74 60
												257	A	UC Santa Barbara	63 62
												267	A	Northern Ariz.	61 52
												285	A	CSUN	60 63
												285	H	CSUN	77 50
												326	A	UC Irvine	83 65
												326	H	UC Irvine	59 35
												337	H	Cal St. Fullerton	62 53
LAST 12 Division I GAMES:															
154	H	Long Beach St.	60 42	326	A	UC Irvine	83 65								
257	A	UC Santa Barbara	63 62	74	H	UC Riverside	74 77								
194	A	Cal Poly	64 58	285	H	CSUN	77 50								
326	H	UC Irvine	59 35	185	A	UC Davis	58 60								
337	H	Cal St. Fullerton	62 53	154	A	Long Beach St.	67 55								
285	A	CSUN	60 63	43	H	Penn	54 64								

Non-Div I Games:

Hawaii

■ Loss,
 ■ Non-Conf, S Site,
 ■ Home
 ■ Away
 N Neutral

Average RPI Win:	264	WON-LOST	WINNING	LAST 10	STRENGTH OF	OPP. STRENGTH	TEAM	ADJ.	CONF.	ADJ CONF.
Average RPI Loss:	155	RECORD	PCT. RANK	GAMES	SCHEDULE	OF SCHEDULE	RPI	RPI	RPI	RPI
DIV. I ONLY	7- 14	260	5- 5	179	234	241	241	26	26	
DIV. I NON-CONF.	0- 8	338	0- 1	67	27	279	279	29	29	
TOTALS	RPI 1-25	RPI 26-50	W-L RECORDS	RPI 51-100	RPI 101-150	RPI 150+				
7- 14	0- 1	0- 1	OVERALL	0- 3	0- 3	7- 6				
4- 4	0- 0	0- 0	HOME	0- 1	0- 1	4- 2				
3- 8	0- 1	0- 1	AWAY	0- 1	0- 1	3- 4				
0- 2	0- 0	0- 0	NEUTRAL	0- 1	0- 1	0- 0				
0- 8	0- 1	0- 1	NON-CONFERENCE	0- 3	0- 1	0- 2				
0- 2	0- 0	0- 0	HOME	0- 1	0- 0	0- 1				
0- 4	0- 1	0- 1	AWAY	0- 1	0- 0	0- 1				
0- 2	0- 0	0- 0	NEUTRAL	0- 1	0- 1	0- 0				
7- 6	0- 0	0- 0	CONFERENCE	0- 0	0- 2	7- 4				
4- 2	0- 0	0- 0	HOME	0- 0	0- 1	4- 1				
3- 4	0- 0	0- 0	AWAY	0- 0	0- 1	3- 3				
0- 0	0- 0	0- 0	NEUTRAL	0- 0	0- 0	0- 0				

RPI 1-25				RPI 26-50				RPI 51-100				RPI 101+ Team's RPI: 241			
RPI	S	Opponent	Score	RPI	S	Opponent	Score	RPI	S	Opponent	Score	RPI	S	Opponent	Score
11	A	Maryland	50 105	39	A	North Carolina St.	48 89	67	A	Elon	69 80	102	A	Liberty	43 56
								80	N	Georgia Tech	61 81	140	H	UNC Asheville	81 82
								97	H	VCU	39 69	150	N	UAB	46 56
												159	H	Davidson	60 62
												216	A	Radford	56 54
												216	H	Radford	71 66
												218	A	Presbyterian	70 82
												218	H	Presbyterian	61 47
												225	A	Gardner-Webb	70 82
												282	A	Campbell	69 55
												287	A	UNCG	72 82
												295	A	Coastal Caro.	53 79
												295	H	Coastal Caro.	53 52
												300	H	Charleston So.	62 64
												311	H	Longwood	79 68
												313	A	Winthrop	74 67
LAST 12 Division I GAMES:															
295	A	Coastal Caro.	53 79	282	A	Campbell	69 55								
218	H	Presbyterian	61 47	295	H	Coastal Caro.	53 52								
102	A	Liberty	43 56	225	A	Gardner-Webb	70 82								
216	A	Radford	56 54	300	H	Charleston So.	62 64								
140	H	UNC Asheville	81 82	218	A	Presbyterian	70 82								
313	A	Winthrop	74 67	67	A	Elon	69 80								

Non-Div I Games: Greensboro 82 49

High Point

■ Loss,
 ■ Non-Conf,
 ■ S Site,
 ■ H Home
 ■ A Away
 N Neutral

Average RPI Win:	207	WON-LOST	WINNING	LAST 10	STRENGTH OF	OPP. STRENGTH	TEAM	ADJ.	CONF.	ADJ CONF.
Average RPI Loss:	94	RECORD	PCT. RANK	GAMES	SCHEDULE	OF SCHEDULE	RPI	RPI	RPI	RPI
DIV. I ONLY	17- 5	38	7- 3	192	145	76	76	13	13	
DIV. I NON-CONF.	9- 2	37	1- 0	218	178	70	70	12	12	
TOTALS	RPI 1-25	RPI 26-50	W-L RECORDS	RPI 51-100	RPI 101-150	RPI 150+				
17- 5	0- 1	0- 0	OVERALL	2- 3	2- 0	13- 1				
9- 1	0- 0	0- 0	HOME	2- 1	2- 0	5- 0				
7- 3	0- 0	0- 0	AWAY	0- 2	0- 0	7- 1				
1- 1	0- 1	0- 0	NEUTRAL	0- 0	0- 0	1- 0				
9- 2	0- 1	0- 0	NON-CONFERENCE	1- 0	2- 0	6- 1				
4- 0	0- 0	0- 0	HOME	1- 0	2- 0	1- 0				
4- 1	0- 0	0- 0	AWAY	0- 0	0- 0	4- 1				
1- 1	0- 1	0- 0	NEUTRAL	0- 0	0- 0	1- 0				
8- 3	0- 0	0- 0	CONFERENCE	1- 3	0- 0	7- 0				
5- 1	0- 0	0- 0	HOME	1- 1	0- 0	4- 0				
3- 2	0- 0	0- 0	AWAY	0- 2	0- 0	3- 0				
0- 0	0- 0	0- 0	NEUTRAL	0- 0	0- 0	0- 0				

RPI 1-25				RPI 26-50				RPI 51-100				Team's RPI: 76	RPI 101+			
RPI	S	Opponent	Score	RPI	S	Opponent	Score	RPI	S	Opponent	Score		RPI	S	Opponent	Score
7	N	Oregon St.	50 73					51	H	James Madison	54 71		124	H	Stony Brook	71 66
								67	A	Elon	60 61		137	H	Buffalo	79 36
								67	H	Elon	59 49		179	A	Col. of Charleston	62 58
								84	A	Drexel	64 67		183	A	Marist	71 67
								93	H	Saint Joseph's	75 62		195	H	Delaware	58 49
													197	H	William & Mary	75 45
													198	H	Northeastern	75 50
													210	A	Fairfield	67 53
													238	A	UNCW	68 64
													254	H	Navy	65 63
													261	A	Massachusetts	56 57
													265	A	American	60 51
													289	A	Towson	74 56
													289	H	Towson	64 60
													295	N	Coastal Caro.	82 40
													307	A	Delaware St.	66 49
LAST 12 Division I GAMES:																
				289	A	Towson	74 56						197	H	William & Mary	75 45
				51	H	James Madison	54 71						238	A	UNCW	68 64
				67	H	Elon	59 49						179	A	Col. of Charleston	62 58
				84	A	Drexel	64 67						67	A	Elon	60 61
				289	H	Towson	64 60						195	H	Delaware	58 49
				198	H	Northeastern	75 50						307	A	Delaware St.	66 49

Non-Div I Games:

Hofstra

■ Loss,
 ■ Non-Conf, S Site,
 ■ Home
 ■ Away
 N Neutral

Holy Cross

Through Games Of Feb. 11, 2016

Average RPI Win:	285	WON-LOST	WINNING	LAST 10	STRENGTH OF	OPP. STRENGTH	TEAM	ADJ.	CONF.	ADJ CONF.
Average RPI Loss:	166	RECORD	PCT. RANK	GAMES	SCHEDULE	OF SCHEDULE	RPI	RPI	RPI	RPI
DIV. I ONLY	10- 13	208	5- 5	311	253	263	263	28	28	
DIV. I NON-CONF.	3- 8	258	0- 0	313	157	325	325	28	28	
TOTALS	RPI 1-25	RPI 26-50	W-L RECORDS	RPI 51-100	RPI 101-150	RPI 150+				
10- 13	0- 0	0- 0	OVERALL	0- 3	0- 5	10- 5				
7- 3	0- 0	0- 0	HOME	0- 1	0- 0	7- 2				
3- 10	0- 0	0- 0	AWAY	0- 2	0- 5	3- 3				
0- 0	0- 0	0- 0	NEUTRAL	0- 0	0- 0	0- 0				
3- 8	0- 0	0- 0	NON-CONFERENCE	0- 0	0- 5	3- 3				
3- 2	0- 0	0- 0	HOME	0- 0	0- 0	3- 2				
0- 6	0- 0	0- 0	AWAY	0- 0	0- 5	0- 1				
0- 0	0- 0	0- 0	NEUTRAL	0- 0	0- 0	0- 0				
7- 5	0- 0	0- 0	CONFERENCE	0- 3	0- 0	7- 2				
4- 1	0- 0	0- 0	HOME	0- 1	0- 0	4- 0				
3- 4	0- 0	0- 0	AWAY	0- 2	0- 0	3- 2				
0- 0	0- 0	0- 0	NEUTRAL	0- 0	0- 0	0- 0				

RPI S	Opponent	Score	RPI S	Opponent	Score	RPI S	Opponent	Score	RPI S	Opponent	Score	Team's RPI: 263
						72	A Army West Point	58 77	104	A Boston College	51 60	
						91	A Bucknell	64 74	109	A Yale	59 69	
						91	H Bucknell	51 58	117	A Quinnipiac	61 74	
									131	A Penn St.	82 86	
									146	A Pittsburgh	50 56	
									204	A Lehigh	58 61	
									213	H Bryant	65 64	
									232	H Manhattan	58 44	
									254	A Navy	49 50	
									254	H Navy	57 49	
									261	H Massachusetts	60 74	
									265	H American	59 54	
									269	H Dartmouth	54 60	
									286	H Vermont	77 63	
									296	A Colgate	80 71	
									296	H Colgate	70 61	
									315	A UMass Lowell	67 75	
									330	A Lafayette	57 54	
									330	H Lafayette	66 49	
									348	A Boston U.	60 41	
LAST 12 Division I GAMES:												
330	A Lafayette	57 54	204	A Lehigh	58 61							
91	A Bucknell	64 74	330	H Lafayette	66 49							
296	H Colgate	70 61	91	H Bucknell	51 58							
254	A Navy	49 50	296	A Colgate	80 71							
265	H American	59 54	254	H Navy	57 49							
72	A Army West Point	58 77	348	A Boston U.	60 41							

Non-Div I Games:

Holy Cross

■ Loss,
 ■ Non-Conf,
 ■ S Site,
 ■ H Home
 ■ A Away
 N Neutral

Average RPI Win: 256	WON-LOST	WINNING	LAST 10	STRENGTH OF	OPP. STRENGTH	TEAM	ADJ.	CONF.	ADJ CONF.
Average RPI Loss: 122	RECORD	PCT. RANK	GAMES	SCHEDULE	OF SCHEDULE	RPI	RPI	RPI	RPI
DIV. I ONLY	5- 18	303	1- 8	132	117	256	256	8	8
DIV. I NON-CONF.	4- 7	222	0- 0	143	279	206	206	7	7
TOTALS	RPI 1-25	RPI 26-50	W-L RECORDS	RPI 51-100	RPI 101-150	RPI 150+			
5- 18	0- 1	0- 2	OVERALL	0- 4	1- 2	4- 9			
2- 8	0- 1	0- 0	HOME	0- 2	1- 0	1- 5			
3- 7	0- 0	0- 1	AWAY	0- 1	0- 1	3- 4			
0- 3	0- 0	0- 1	NEUTRAL	0- 1	0- 1	0- 0			
4- 7	0- 0	0- 1	NON-CONFERENCE	0- 1	1- 1	3- 4			
1- 3	0- 0	0- 0	HOME	0- 0	1- 0	0- 3			
3- 1	0- 0	0- 0	AWAY	0- 0	0- 0	3- 1			
0- 3	0- 0	0- 1	NEUTRAL	0- 1	0- 1	0- 0			
1- 11	0- 1	0- 1	CONFERENCE	0- 3	0- 1	1- 5			
1- 5	0- 1	0- 0	HOME	0- 2	0- 0	1- 2			
0- 6	0- 0	0- 1	AWAY	0- 1	0- 1	0- 3			
0- 0	0- 0	0- 0	NEUTRAL	0- 0	0- 0	0- 0			

RPI	S	Opponent	Score	RPI	S	Opponent	Score	RPI	S	Opponent	Score	RPI	S	Opponent	Score	Team's RPI: 256
2	H	UConn	37 76	37	N	George Washington	78 82	53	N	Iowa	50 64	101	N	Wright St.	61 75	
				41	A	South Fla.	49 73	60	H	Temple	66 75	115	A	Memphis	57 74	
								83	A	Tulane	48 70	132	H	La.-Lafayette	52 51	
								83	H	Tulane	56 59	154	H	Long Beach St.	41 47	
												158	H	SMU	48 50	
												171	A	East Carolina	70 76	
												179	A	Col. of Charleston	48 55	
												184	A	Tulsa	28 44	
												184	H	Tulsa	62 79	
												187	H	UTRGV	45 55	
												193	H	UNLV	60 63	
												208	A	Cincinnati	50 56	
												245	A	Rice	62 59	
												262	H	UCF	64 55	
												321	A	A&M-Corpus Christi	76 73	
												322	A	Incarinate Word	67 51	
LAST 12 Division I GAMES:																
184	A	Tulsa	28 44	171	A	East Carolina	70 76									
83	H	Tulane	56 59	158	H	SMU	48 50									
262	H	UCF	64 55	2	H	UConn	37 76									
208	A	Cincinnati	50 56	115	A	Memphis	57 74									
41	A	South Fla.	49 73	60	H	Temple	66 75									
184	H	Tulsa	62 79	83	A	Tulane	48 70									

Non-Div I Games:

Houston

■ Loss,
 ■ Non-Conf, S Site,
 ■ Home
 ■ Away
 N Neutral

Houston Baptist

Through Games Of Feb. 11, 2016

Average RPI Win:	287	WON-LOST	WINNING	LAST 10	STRENGTH OF	OPP. STRENGTH	TEAM	ADJ.	CONF.	ADJ CONF.
Average RPI Loss:	163	RECORD	PCT. RANK	GAMES	SCHEDULE	OF SCHEDULE	RPI	RPI	RPI	RPI
DIV. I ONLY	8- 11	216	6- 4	235	300	234	234	27	27	
DIV. I NON-CONF.	2- 5	253	0- 0	128	292	210	210	26	26	
TOTALS	RPI 1-25	RPI 26-50	W-L RECORDS	RPI 51-100	RPI 101-150	RPI 150+				
8- 11	0- 0	0- 1	OVERALL	0- 1	0- 3	8- 6				
4- 4	0- 0	0- 0	HOME	0- 0	0- 1	4- 3				
3- 7	0- 0	0- 1	AWAY	0- 1	0- 2	3- 3				
1- 0	0- 0	0- 0	NEUTRAL	0- 0	0- 0	1- 0				
2- 5	0- 0	0- 1	NON-CONFERENCE	0- 0	0- 1	2- 3				
0- 2	0- 0	0- 0	HOME	0- 0	0- 1	0- 1				
1- 3	0- 0	0- 1	AWAY	0- 0	0- 0	1- 2				
1- 0	0- 0	0- 0	NEUTRAL	0- 0	0- 0	1- 0				
6- 6	0- 0	0- 0	CONFERENCE	0- 1	0- 2	6- 3				
4- 2	0- 0	0- 0	HOME	0- 0	0- 0	4- 2				
2- 4	0- 0	0- 0	AWAY	0- 1	0- 2	2- 1				
0- 0	0- 0	0- 0	NEUTRAL	0- 0	0- 0	0- 0				

RPI 1-25	RPI 26-50	RPI 51-100	RPI 101+ Team's RPI: 234
RPI S Opponent Score	RPI S Opponent Score	RPI S Opponent Score	RPI S Opponent Score
	31 A UTEP 63 98	63 A Abilene Christian 60 77	128 A Central Ark. 44 45
			134 A Northwestern St. 44 55
			140 H Texas-Arlington 40 64
			170 H McNeese St. 64 71
			181 A New Mexico 57 65
			202 H Texas St. 66 71
			224 A UTSA 50 79
			233 A Texas Southern 77 65
			237 H Stephen F. Austin 50 64
			240 H Sam Houston St. 67 63
			264 N Omaha 64 51
			280 A Lamar 70 77
			280 H Lamar 77 66
			305 H Southeastern La. 64 56
			309 H Nicholls St. 80 71
			321 A A&M-Corpus Christi 73 59
			340 A New Orleans 71 51
LAST 12 Division I GAMES:			
280 H Lamar 77 66	340 A New Orleans 71 51		
237 H Stephen F. Austin 50 64	128 A Central Ark. 44 45		
321 A A&M-Corpus Christi 73 59	305 H Southeastern La. 64 56		
240 H Sam Houston St. 67 63	309 H Nicholls St. 80 71		
63 A Abilene Christian 60 77	170 H McNeese St. 64 71		
280 A Lamar 70 77	134 A Northwestern St. 44 55		

Non-Div I Games: Trinity (TX) 60 46 Huston-Tillotson 96 65 Paul Quinn 95 42

Houston Baptist

Loss, Non-Conf, S Site, H Home A Away N Neutral

Average RPI Win: 255	WON-LOST	WINNING	LAST 10	STRENGTH OF	OPP. STRENGTH	TEAM	ADJ.	CONF.	ADJ CONF.
Average RPI Loss: 205	RECORD	PCT. RANK	GAMES	SCHEDULE	OF SCHEDULE	RPI	RPI	RPI	RPI
DIV. I ONLY	4- 18	314	2- 7	280	294	323	323	30	30
DIV. I NON-CONF.	2- 11	306	1- 3	141	252	274	274	30	30
TOTALS	RPI 1-25	RPI 26-50	W-L RECORDS	RPI 51-100	RPI 101-150	RPI 150+			
4- 18	0- 2	0- 0	OVERALL	0- 1	0- 4	4- 11			
2- 6	0- 0	0- 0	HOME	0- 0	0- 1	2- 5			
2- 11	0- 1	0- 0	AWAY	0- 1	0- 2	2- 6			
0- 1	0- 0	0- 0	NEUTRAL	0- 0	0- 1	0- 0			
2- 11	0- 2	0- 0	NON-CONFERENCE	0- 1	0- 4	2- 4			
1- 3	0- 0	0- 0	HOME	0- 0	0- 1	1- 2			
1- 7	0- 2	0- 0	AWAY	0- 1	0- 2	1- 2			
0- 1	0- 0	0- 0	NEUTRAL	0- 0	0- 1	0- 0			
2- 7	0- 0	0- 0	CONFERENCE	0- 0	0- 0	2- 7			
1- 3	0- 0	0- 0	HOME	0- 0	0- 0	1- 3			
1- 4	0- 0	0- 0	AWAY	0- 0	0- 0	1- 4			
0- 0	0- 0	0- 0	NEUTRAL	0- 0	0- 0	0- 0			

RPI 1-25				RPI 26-50				RPI 51-100				RPI 101+ Team's RPI: 323			
RPI	S	Opponent	Score	RPI	S	Opponent	Score	RPI	S	Opponent	Score	RPI	S	Opponent	Score
23	A	Duquesne	62 86					89	A	Northwestern	49 89	106	A	Arizona	28 65
24	A	Syracuse	48 97									126	N	Mercer	53 70
												136	A	Xavier	47 70
												144	H	Old Dominion	64 83
												165	H	Hampton	83 77
												166	H	Cornell	76 74
												201	A	Ill.-Chicago	48 75
												215	A	Morgan St.	66 78
												251	H	Bethune-Cookman	77 81
												252	H	Coppin St.	67 83
												268	A	Georgia St.	58 65
												274	A	N.C. A&T	70 88
												278	H	La Salle	68 71
												307	A	Delaware St.	86 87
												317	A	UMES	59 62
												325	H	LIU Brooklyn	72 89
												338	A	Mt. St. Mary's	62 49
												346	H	Norfolk St.	108 110
												349	A	N.C. Central	68 61
LAST 12 Division I GAMES:															
165	H	Hampton	83 77	252	H	Coppin St.	67 83								
346	H	Norfolk St.	108 110	166	H	Cornell	76 74								
317	A	UMES	59 62	24	A	Syracuse	48 97								
215	A	Morgan St.	66 78	136	A	Xavier	47 70								
251	H	Bethune-Cookman	77 81	144	H	Old Dominion	64 83								
307	A	Delaware St.	86 87	338	A	Mt. St. Mary's	62 49								

Non-Div I Games:

Howard

■ Loss,
 ■ Non-Conf,
 ■ S Site,
 ■ Home
 ■ A Away
 N Neutral

Average RPI Win:	325	WON-LOST	WINNING	LAST 10	STRENGTH OF	OPP. STRENGTH	TEAM	ADJ.	CONF.	ADJ CONF.
Average RPI Loss:	176	RECORD	PCT. RANK	GAMES	SCHEDULE	OF SCHEDULE	RPI	RPI	RPI	RPI
DIV. I ONLY	3- 19	333	1- 9	216	276	332	332	18	18	
DIV. I NON-CONF.	2- 9	296	0- 1	181	304	307	307	19	19	
TOTALS	RPI 1-25	RPI 26-50	W-L RECORDS	RPI 51-100	RPI 101-150	RPI 150+				
3- 19	0- 0	0- 2	OVERALL	0- 2	0- 4	3- 11				
3- 7	0- 0	0- 1	HOME	0- 1	0- 2	3- 3				
0- 12	0- 0	0- 1	AWAY	0- 1	0- 2	0- 8				
0- 0	0- 0	0- 0	NEUTRAL	0- 0	0- 0	0- 0				
2- 9	0- 0	0- 2	NON-CONFERENCE	0- 0	0- 2	2- 5				
2- 3	0- 0	0- 1	HOME	0- 0	0- 1	2- 1				
0- 6	0- 0	0- 1	AWAY	0- 0	0- 1	0- 4				
0- 0	0- 0	0- 0	NEUTRAL	0- 0	0- 0	0- 0				
1- 10	0- 0	0- 0	CONFERENCE	0- 2	0- 2	1- 6				
1- 4	0- 0	0- 0	HOME	0- 1	0- 1	1- 2				
0- 6	0- 0	0- 0	AWAY	0- 1	0- 1	0- 4				
0- 0	0- 0	0- 0	NEUTRAL	0- 0	0- 0	0- 0				

RPI S	Opponent	Score	RPI S	Opponent	Score	RPI S	Opponent	Score	RPI S	Opponent	Score	Team's RPI: 332
32	A Ohio	52 79	56	H South Dakota St.	42 61	113	H IUPUI	50 69				
42	H Indiana	72 79	82	A South Dakota	60 92	120	H Western Mich.	48 70				
						145	A Northern Ky.	64 77				
						148	A Oral Roberts	59 61				
						174	A Detroit	63 64				
						177	A Milwaukee	60 73				
						209	A Oakland	74 81				
						210	A Fairfield	62 74				
						226	A Western Ill.	87 88				
						226	H Western Ill.	74 78				
						227	H USC Upstate	81 84				
						264	A Omaha	64 71				
						264	H Omaha	58 60				
						306	A Denver	50 53				
						306	H Denver	61 49				
						318	A North Dakota St.	85 94				
						329	H Kent St.	86 68				
						339	H Chicago St.	62 51				
LAST 12 Division I GAMES:												
264	A Omaha	64 71	148	A Oral Roberts	59 61							
226	A Western Ill.	87 88	56	H South Dakota St.	42 61							
306	H Denver	61 49	306	A Denver	50 53							
264	H Omaha	58 60	226	H Western Ill.	74 78							
318	A North Dakota St.	85 94	113	H IUPUI	50 69							
82	A South Dakota	60 92	177	A Milwaukee	60 73							

Non-Div I Games: Trine 82 62 Grace (IN) 91 39

IPFW

Loss, Non-Conf, S Site, H Home A Away N Neutral

Average RPI Win: 220	WON-LOST	WINNING	LAST 10	STRENGTH OF	OPP. STRENGTH	TEAM	ADJ.	CONF.	ADJ CONF.
Average RPI Loss: 133	RECORD	PCT. RANK	GAMES	SCHEDULE	OF SCHEDULE	RPI	RPI	RPI	RPI
DIV. I ONLY	14- 7	84	7- 3	215	191	113	113	18	18
DIV. I NON-CONF.	7- 4	110	1- 1	222	126	116	116	19	19
TOTALS	RPI 1-25	RPI 26-50	W-L RECORDS	RPI 51-100	RPI 101-150	RPI 150+			
14- 7	0- 1	0- 0	OVERALL	2- 3	2- 1	10- 2			
7- 2	0- 0	0- 0	HOME	1- 1	1- 1	5- 0			
6- 5	0- 1	0- 0	AWAY	1- 2	1- 0	4- 2			
1- 0	0- 0	0- 0	NEUTRAL	0- 0	0- 0	1- 0			
7- 4	0- 1	0- 0	NON-CONFERENCE	2- 1	1- 0	4- 2			
3- 1	0- 0	0- 0	HOME	1- 1	1- 0	1- 0			
3- 3	0- 1	0- 0	AWAY	1- 0	0- 0	2- 2			
1- 0	0- 0	0- 0	NEUTRAL	0- 0	0- 0	1- 0			
7- 3	0- 0	0- 0	CONFERENCE	0- 2	1- 1	6- 0			
4- 1	0- 0	0- 0	HOME	0- 0	0- 1	4- 0			
3- 2	0- 0	0- 0	AWAY	0- 2	1- 0	2- 0			
0- 0	0- 0	0- 0	NEUTRAL	0- 0	0- 0	0- 0			

RPI 1-25				RPI 26-50				RPI 51-100				RPI 101+ Team's RPI: 113			
RPI	S	Opponent	Score	RPI	S	Opponent	Score	RPI	S	Opponent	Score	RPI	S	Opponent	Score
20	A	Louisville	61 70					56	A	South Dakota St.	66 68	107	H	Belmont	62 59
								80	H	Georgia Tech	50 60	148	A	Oral Roberts	57 54
								82	A	South Dakota	59 65	148	H	Oral Roberts	47 52
								85	A	Marquette	60 55	172	A	SIUE	85 67
								97	H	VCU	70 69	212	A	North Texas	67 68
												226	A	Western Ill.	68 60
												226	H	Western Ill.	96 87
												237	N	Stephen F. Austin	62 55
												242	H	Indiana St.	68 43
												264	H	Omaha	75 59
												306	H	Denver	81 75
												318	H	North Dakota St.	67 44
												319	A	Evansville	68 62
												332	A	IPFW	69 50
												336	A	Eastern Ill.	71 77
LAST 12 Division I GAMES:															
226	H	Western Ill.	96 87	264	H	Omaha	75 59								
148	A	Oral Roberts	57 54	226	A	Western Ill.	68 60								
306	H	Denver	81 75	148	H	Oral Roberts	47 52								
82	A	South Dakota	59 65	332	A	IPFW	69 50								
56	A	South Dakota St.	66 68	319	A	Evansville	68 62								
318	H	North Dakota St.	67 44	80	H	Georgia Tech	50 60								

Non-Div I Games: Oakland City 104 30 Ind.-Southeast 99 50

IUPUI

Loss, Non-Conf, S Site, H Home A Away N Neutral

Idaho

Through Games Of Feb. 11, 2016

Average RPI Win:	236	WON-LOST	WINNING	LAST 10	STRENGTH OF	OPP. STRENGTH	TEAM	ADJ.	CONF.	ADJ CONF.
Average RPI Loss:	108	RECORD	PCT. RANK	GAMES	SCHEDULE	OF SCHEDULE	RPI	RPI	RPI	RPI
DIV. I ONLY	15- 7	79	7- 3	268	143	147	147	19	19	
DIV. I NON-CONF.	6- 4	125	0- 0	132	108	131	131	21	21	
TOTALS	RPI 1-25	RPI 26-50	W-L RECORDS	RPI 51-100	RPI 101-150	RPI 150+				
15- 7	0- 1	0- 1	OVERALL	1- 1	1- 1	13- 3				
9- 3	0- 0	0- 0	HOME	0- 1	1- 0	8- 2				
4- 3	0- 1	0- 0	AWAY	0- 0	0- 1	4- 1				
2- 1	0- 0	0- 1	NEUTRAL	1- 0	0- 0	1- 0				
6- 4	0- 1	0- 1	NON-CONFERENCE	1- 1	0- 1	5- 0				
4- 1	0- 0	0- 0	HOME	0- 1	0- 0	4- 0				
0- 2	0- 1	0- 0	AWAY	0- 0	0- 1	0- 0				
2- 1	0- 0	0- 1	NEUTRAL	1- 0	0- 0	1- 0				
9- 3	0- 0	0- 0	CONFERENCE	0- 0	1- 0	8- 3				
5- 2	0- 0	0- 0	HOME	0- 0	1- 0	4- 2				
4- 1	0- 0	0- 0	AWAY	0- 0	0- 0	4- 1				
0- 0	0- 0	0- 0	NEUTRAL	0- 0	0- 0	0- 0				

RPI 1-25			RPI 26-50			RPI 51-100			RPI 101+			Team's RPI: 147
RPI	S	Opponent	Score	RPI	S	Opponent	Score	RPI	S	Opponent	Score	
7	A	Oregon St.	44 69	47	N	Duke	68 74	63	H	Abilene Christian	59 71	118 H North Dakota 92 65
								95	N	Iowa St.	97 65	133 A Texas Tech 62 78
												155 A Northern Colo. 68 70
												155 H Northern Colo. 66 56
												162 H Montana St. 59 62
												188 H Eastern Wash. 66 74
												199 A Sacramento St. 98 88
												202 N Texas St. 75 55
												219 H Montana 78 61
												247 H Seattle 64 60
												250 H Wyoming 61 57
												257 H UC Santa Barbara 64 42
												267 A Northern Ariz. 72 51
												267 H Northern Ariz. 76 59
												285 H CSUN 106 50
												324 A Portland St. 94 65
												331 A Southern Utah 62 51
												331 H Southern Utah 93 48
LAST 12 Division I GAMES:												
155	A	Northern Colo.	68 70	219	H	Montana	78 61					
267	H	Northern Ariz.	76 59	331	A	Southern Utah	62 51					
331	H	Southern Utah	93 48	267	A	Northern Ariz.	72 51					
324	A	Portland St.	94 65	188	H	Eastern Wash.	66 74					
199	A	Sacramento St.	98 88	155	H	Northern Colo.	66 56					
162	H	Montana St.	59 62	118	H	North Dakota	92 65					

Non-Div I Games: Carroll (MT) 75 47 Northwest Chrst. 71 48

Idaho

Loss, Non-Conf, S Site, H Home A Away N Neutral

Average RPI Win:	241	WON-LOST	WINNING	LAST 10	STRENGTH OF	OPP. STRENGTH	TEAM	ADJ.	CONF.	ADJ CONF.
Average RPI Loss:	135	RECORD	PCT. RANK	GAMES	SCHEDULE	OF SCHEDULE	RPI	RPI	RPI	RPI
DIV. I ONLY	9- 11	204	1- 2	257	126	200	200	19	19	
DIV. I NON-CONF.	5- 4	138	0- 1	63	112	62	62	21	21	
TOTALS	RPI 1-25	RPI 26-50	W-L RECORDS	RPI 51-100	RPI 101-150	RPI 150+				
9- 11	0- 0	0- 2	OVERALL	0- 1	1- 3	8- 5				
3- 4	0- 0	0- 0	HOME	0- 0	0- 1	3- 3				
5- 7	0- 0	0- 2	AWAY	0- 1	1- 2	4- 2				
1- 0	0- 0	0- 0	NEUTRAL	0- 0	0- 0	1- 0				
5- 4	0- 0	0- 2	NON-CONFERENCE	0- 1	1- 1	4- 0				
2- 0	0- 0	0- 0	HOME	0- 0	0- 0	2- 0				
2- 4	0- 0	0- 2	AWAY	0- 1	1- 1	1- 0				
1- 0	0- 0	0- 0	NEUTRAL	0- 0	0- 0	1- 0				
4- 7	0- 0	0- 0	CONFERENCE	0- 0	0- 2	4- 5				
1- 4	0- 0	0- 0	HOME	0- 0	0- 1	1- 3				
3- 3	0- 0	0- 0	AWAY	0- 0	0- 1	3- 2				
0- 0	0- 0	0- 0	NEUTRAL	0- 0	0- 0	0- 0				

RPI 1-25			RPI 26-50			RPI 51-100			RPI 101+ Team's RPI: 200		
RPI	S	Opponent	Score	RPI	S	Opponent	Score	RPI	S	Opponent	Score
				27	A	Michigan St.	60 79	89	A	Northwestern	36 72
				31	A	UTEP	54 67				
								118	A	North Dakota	42 45
								118	H	North Dakota	57 60
								125	A	Boise St.	80 77
								133	A	Texas Tech	64 79
								155	A	Northern Colo.	47 48
								155	H	Northern Colo.	59 61
								191	A	Weber St.	58 57
								191	H	Weber St.	46 61
								196	N	Southeast Mo. St.	65 64
								199	H	Sacramento St.	59 68
								211	H	Utah St.	81 67
								220	A	Utah Valley	56 47
								247	H	Seattle	83 67
								267	A	Northern Ariz.	62 63
								324	A	Portland St.	64 42
								324	H	Portland St.	71 70
								331	A	Southern Utah	71 67
LAST 12 Division I GAMES:											
				31	A	UTEP	54 67	191	A	Weber St.	58 57
				324	A	Portland St.	64 42	324	H	Portland St.	71 70
				155	H	Northern Colo.	59 61	199	H	Sacramento St.	59 68
				118	H	North Dakota	57 60	118	A	North Dakota	42 45
				267	A	Northern Ariz.	62 63	155	A	Northern Colo.	47 48
				331	A	Southern Utah	71 67	191	H	Weber St.	46 61

Non-Div I Games: Colo. Christian 82 56 Montana Tech 82 55

Idaho St.

Loss, Non-Conf, S Site, H Home A Away N Neutral

Average RPI Win:	271	WON-LOST	WINNING	LAST 10	STRENGTH OF	OPP. STRENGTH	TEAM	ADJ.	CONF.	ADJ CONF.
Average RPI Loss:	122	RECORD	PCT. RANK	GAMES	SCHEDULE	OF SCHEDULE	RPI	RPI	RPI	RPI
DIV. I ONLY	12- 11	161	3- 7	266	207	201	201	14	14	
DIV. I NON-CONF.	9- 2	37	0- 0	336	296	165	165	15	15	
TOTALS	RPI 1-25	RPI 26-50	W-L RECORDS	RPI 51-100	RPI 101-150	RPI 150+				
12- 11	0- 1	0- 1	OVERALL	1- 0	0- 6	11- 3				
5- 6	0- 0	0- 0	HOME	1- 0	0- 4	4- 2				
7- 5	0- 1	0- 1	AWAY	0- 0	0- 2	7- 1				
0- 0	0- 0	0- 0	NEUTRAL	0- 0	0- 0	0- 0				
9- 2	0- 0	0- 1	NON-CONFERENCE	1- 0	0- 1	8- 0				
4- 1	0- 0	0- 0	HOME	1- 0	0- 1	3- 0				
5- 1	0- 0	0- 1	AWAY	0- 0	0- 0	5- 0				
0- 0	0- 0	0- 0	NEUTRAL	0- 0	0- 0	0- 0				
3- 9	0- 1	0- 0	CONFERENCE	0- 0	0- 5	3- 3				
1- 5	0- 0	0- 0	HOME	0- 0	0- 3	1- 2				
2- 4	0- 1	0- 0	AWAY	0- 0	0- 2	2- 1				
0- 0	0- 0	0- 0	NEUTRAL	0- 0	0- 0	0- 0				

RPI 1-25				RPI 26-50				RPI 51-100				RPI 101+ Team's RPI: 201			
RPI	S	Opponent	Score	RPI	S	Opponent	Score	RPI	S	Opponent	Score	RPI	S	Opponent	Score
17	A	Green Bay	22 64	49	A	Purdue	51 62	69	H	Central Mich.	66 63	101	A	Wright St.	62 73
												101	H	Wright St.	72 80
												108	H	Toledo	51 60
												116	H	Youngstown St.	64 69
												145	A	Northern Ky.	53 55
												145	H	Northern Ky.	61 72
												174	A	Detroit	65 51
												174	H	Detroit	80 89
												177	A	Milwaukee	53 54
												209	H	Oakland	76 78
												223	A	Valparaiso	54 50
												226	A	Western Ill.	78 70
												304	H	Cleveland St.	80 62
												306	A	Denver	56 46
												312	A	Illinois St.	74 65
												316	A	Bradley	66 56
												323	H	Howard	75 48
												327	H	Nevada	70 55
												336	H	Eastern Ill.	66 54
												339	A	Chicago St.	51 47
LAST 12 Division I GAMES:															
174	A	Detroit	65 51	17	A	Green Bay	22 64	177	A	Milwaukee	53 54	174	H	Detroit	80 89
101	H	Wright St.	72 80	209	H	Oakland	76 78	145	A	Northern Ky.	53 55	101	A	Wright St.	62 73
145	H	Northern Ky.	61 72	145	A	Northern Ky.	53 55								
223	A	Valparaiso	54 50												
304	H	Cleveland St.	80 62												
116	H	Youngstown St.	64 69												

Non-Div I Games:

Ill.-Chicago

■ Loss,
 ■ Non-Conf, S Site,
 ■ Home
 ■ Away
 N Neutral

Average RPI Win:	161	WON-LOST	WINNING	LAST 10	STRENGTH OF	OPP. STRENGTH	TEAM	ADJ.	CONF.	ADJ CONF.
Average RPI Loss:	62	RECORD	PCT. RANK	GAMES	SCHEDULE	OF SCHEDULE	RPI	RPI	RPI	RPI
DIV. I ONLY	8- 16	260	1- 9	9	69	161	161	4	4	
DIV. I NON-CONF.	7- 4	110	0- 0	10	255	73	73	4	4	
TOTALS	RPI 1-25	RPI 26-50	W-L RECORDS	RPI 51-100	RPI 101-150	RPI 150+				
8- 16	0- 2	1- 6	OVERALL	2- 6	2- 2	3- 0				
8- 8	0- 2	1- 2	HOME	2- 3	2- 1	3- 0				
0- 8	0- 0	0- 4	AWAY	0- 3	0- 1	0- 0				
0- 0	0- 0	0- 0	NEUTRAL	0- 0	0- 0	0- 0				
7- 4	0- 0	1- 2	NON-CONFERENCE	2- 1	1- 1	3- 0				
7- 2	0- 0	1- 1	HOME	2- 1	1- 0	3- 0				
0- 2	0- 0	0- 1	AWAY	0- 0	0- 1	0- 0				
0- 0	0- 0	0- 0	NEUTRAL	0- 0	0- 0	0- 0				
1- 12	0- 2	0- 4	CONFERENCE	0- 5	1- 1	0- 0				
1- 6	0- 2	0- 1	HOME	0- 2	1- 1	0- 0				
0- 6	0- 0	0- 3	AWAY	0- 3	0- 0	0- 0				
0- 0	0- 0	0- 0	NEUTRAL	0- 0	0- 0	0- 0				

RPI	S	Opponent	Score	RPI	S	Opponent	Score	RPI	S	Opponent	Score	RPI	S	Opponent	Score	Team's RPI: 161
5	H	Ohio St.	70 80	32	H	Ohio	62 53	69	H	Central Mich.	74 69	115	A	Memphis	75 81	
11	H	Maryland	63 79	34	A	Miami (FL)	64 73	75	A	Nebraska	57 73	131	H	Penn St.	56 65	
				37	H	George Washington	57 70	79	A	Michigan	83 96	139	H	Southern Ill.	78 64	
				40	A	Rutgers	54 67	81	A	Minnesota	77 82	149	H	Wisconsin	71 65	
				42	A	Indiana	66 68	81	H	Minnesota	75 106	204	H	Lehigh	76 67	
				42	H	Indiana	68 80	82	H	South Dakota	76 85	266	H	Tennessee St.	98 43	
				49	A	Purdue	65 69	86	H	UT Martin	94 74	339	H	Chicago St.	67 36	
								89	H	Northwestern	59 69					
LAST 12 Division I GAMES:																
				42	H	Indiana	68 80	42	A	Indiana	66 68					
				79	A	Michigan	83 96	149	H	Wisconsin	71 65					
				89	H	Northwestern	59 69	40	A	Rutgers	54 67					
				5	H	Ohio St.	70 80	75	A	Nebraska	57 73					
				81	A	Minnesota	77 82	81	H	Minnesota	75 106					
				131	H	Penn St.	56 65	49	A	Purdue	65 69					

Non-Div I Games:

Illinois

■ Loss,
 ■ Non-Conf,
 ■ S Site,
 ■ H Home
 ■ A Away
 N Neutral

Average RPI Win:	298	WON-LOST	WINNING	LAST 10	STRENGTH OF	OPP. STRENGTH	TEAM	ADJ.	CONF.	ADJ CONF.
Average RPI Loss:	170	RECORD	PCT. RANK	GAMES	SCHEDULE	OF SCHEDULE	RPI	RPI	RPI	RPI
DIV. I ONLY	6- 15	282	4- 6	286	219	312	312	21	21	
DIV. I NON-CONF.	2- 9	296	1- 1	289	257	340	340	17	17	
TOTALS	RPI 1-25	RPI 26-50	W-L RECORDS	RPI 51-100	RPI 101-150	RPI 150+				
6- 15	0- 1	0- 0	OVERALL	0- 2	0- 3	6- 9				
5- 5	0- 0	0- 0	HOME	0- 1	0- 0	5- 4				
1- 8	0- 1	0- 0	AWAY	0- 1	0- 3	1- 3				
0- 2	0- 0	0- 0	NEUTRAL	0- 0	0- 0	0- 2				
2- 9	0- 1	0- 0	NON-CONFERENCE	0- 0	0- 1	2- 7				
2- 3	0- 0	0- 0	HOME	0- 0	0- 0	2- 3				
0- 4	0- 1	0- 0	AWAY	0- 0	0- 1	0- 2				
0- 2	0- 0	0- 0	NEUTRAL	0- 0	0- 0	0- 2				
4- 6	0- 0	0- 0	CONFERENCE	0- 2	0- 2	4- 2				
3- 2	0- 0	0- 0	HOME	0- 1	0- 0	3- 1				
1- 4	0- 0	0- 0	AWAY	0- 1	0- 2	1- 1				
0- 0	0- 0	0- 0	NEUTRAL	0- 0	0- 0	0- 0				

RPI 1-25				RPI 26-50				RPI 51-100				RPI 101+ Team's RPI: 312			
RPI	S	Opponent	Score	RPI	S	Opponent	Score	RPI	S	Opponent	Score	RPI	S	Opponent	Score
18	A	DePaul	41 89					88	H	Missouri St.	51 73	109	A	Yale	47 60
								99	A	Drake	41 76	127	A	UNI	51 65
												139	A	Southern Ill.	71 76
												156	H	Loyola Chicago	41 57
												172	H	SIUE	57 65
												201	H	Ill.-Chicago	65 74
												224	A	UTSA	51 77
												226	H	Western Ill.	64 79
												239	A	Bowling Green	52 70
												242	A	Indiana St.	56 63
												242	H	Indiana St.	73 62
												246	N	Northern Ill.	59 68
												264	N	Omaha	56 60
												276	H	Murray St.	81 76
												293	H	Wichita St.	70 49
												316	H	Bradley	54 49
												319	A	Evansville	64 57
												339	H	Chicago St.	57 53
LAST 12 Division I GAMES:															
242	H	Indiana St.	73 62	127	A	UNI	51 65								
139	A	Southern Ill.	71 76	242	A	Indiana St.	56 63								
319	A	Evansville	64 57	293	H	Wichita St.	70 49								
156	H	Loyola Chicago	41 57	88	H	Missouri St.	51 73								
316	H	Bradley	54 49	226	H	Western Ill.	64 79								
99	A	Drake	41 76	339	H	Chicago St.	57 53								

Non-Div I Games:

Illinois St.

Loss, Non-Conf, S Site, H Home A Away N Neutral

Average RPI Win:	261	WON-LOST	WINNING	LAST 10	STRENGTH OF	OPP. STRENGTH	TEAM	ADJ.	CONF.	ADJ CONF.
Average RPI Loss:	200	RECORD	PCT. RANK	GAMES	SCHEDULE	OF SCHEDULE	RPI	RPI	RPI	RPI
DIV. I ONLY	3- 15	322	3- 7	296	265	322	322	27	27	
DIV. I NON-CONF.	0- 7	338	0- 1	174	166	328	328	26	26	
TOTALS	RPI 1-25	RPI 26-50	W-L RECORDS	RPI 51-100	RPI 101-150	RPI 150+				
3- 15	0- 0	0- 2	OVERALL	0- 1	0- 2	3- 10				
0- 8	0- 0	0- 0	HOME	0- 1	0- 1	0- 6				
3- 7	0- 0	0- 2	AWAY	0- 0	0- 1	3- 4				
0- 0	0- 0	0- 0	NEUTRAL	0- 0	0- 0	0- 0				
0- 7	0- 0	0- 2	NON-CONFERENCE	0- 0	0- 1	0- 4				
0- 3	0- 0	0- 0	HOME	0- 0	0- 0	0- 3				
0- 4	0- 0	0- 2	AWAY	0- 0	0- 1	0- 1				
0- 0	0- 0	0- 0	NEUTRAL	0- 0	0- 0	0- 0				
3- 8	0- 0	0- 0	CONFERENCE	0- 1	0- 1	3- 6				
0- 5	0- 0	0- 0	HOME	0- 1	0- 1	0- 3				
3- 3	0- 0	0- 0	AWAY	0- 0	0- 0	3- 3				
0- 0	0- 0	0- 0	NEUTRAL	0- 0	0- 0	0- 0				

RPI S	Opponent	Score	RPI S	Opponent	Score	RPI S	Opponent	Score	RPI S	Opponent	Score	Team's RPI: 322
49	A Purdue	27 95	50	A Colorado St.	37 60	63	H Abilene Christian	71 86	133	A Texas Tech	55 70	
									134	H Northwestern St.	48 53	
									170	A McNeese St.	68 55	
									187	A UTRGV	47 60	
									187	H UTRGV	50 68	
									212	H North Texas	55 62	
									237	A Stephen F. Austin	62 74	
									240	H Sam Houston St.	60 65	
									256	H Houston	51 67	
									280	A Lamar	49 59	
									305	A Southeastern La.	70 66	
									309	A Nicholls St.	63 61	
									309	H Nicholls St.	64 66	
									321	H A&M-Corpus Christi	56 57	
									340	A New Orleans	49 55	
LAST 12 Division I GAMES:												
237	A Stephen F. Austin	62 74	170	A McNeese St.	68 55							
280	A Lamar	49 59	305	A Southeastern La.	70 66							
309	A Nicholls St.	63 61	134	H Northwestern St.	48 53							
309	H Nicholls St.	64 66	340	A New Orleans	49 55							
321	H A&M-Corpus Christi	56 57	240	H Sam Houston St.	60 65							
63	H Abilene Christian	71 86	212	H North Texas	55 62							

Non-Div I Games: LSU-Alexandria 96 59 Howard Payne 78 65 Sul Ross St. 54 35 Trinity (TX) 55 61 Incarnate Word

Loss, Non-Conf, S Site, H Home A Away N Neutral

Indiana

Through Games Of Feb. 11, 2016

Average RPI Win:	136	WON-LOST	WINNING	LAST 10	STRENGTH OF	OPP. STRENGTH	TEAM	ADJ.	CONF.	ADJ CONF.
Average RPI Loss:	46	RECORD	PCT. RANK	GAMES	SCHEDULE	OF SCHEDULE	RPI	RPI	RPI	RPI
DIV. I ONLY	16- 9	96	7- 3	41	18	42	42	4	4	
DIV. I NON-CONF.	8- 4	100	0- 0	75	63	71	71	4	4	
TOTALS	RPI 1-25	RPI 26-50	W-L RECORDS	RPI 51-100	RPI 101-150	RPI 150+				
16- 9	0- 3	2- 4	OVERALL	6- 1	2- 1	6- 0				
11- 0	0- 0	2- 0	HOME	5- 0	2- 0	2- 0				
4- 6	0- 3	0- 1	AWAY	1- 1	0- 1	3- 0				
1- 3	0- 0	0- 3	NEUTRAL	0- 0	0- 0	1- 0				
8- 4	0- 1	0- 3	NON-CONFERENCE	2- 0	2- 0	4- 0				
5- 0	0- 0	0- 0	HOME	2- 0	2- 0	1- 0				
2- 1	0- 1	0- 0	AWAY	0- 0	0- 0	2- 0				
1- 3	0- 0	0- 3	NEUTRAL	0- 0	0- 0	1- 0				
8- 5	0- 2	2- 1	CONFERENCE	4- 1	0- 1	2- 0				
6- 0	0- 0	2- 0	HOME	3- 0	0- 0	1- 0				
2- 5	0- 2	0- 1	AWAY	1- 1	0- 1	1- 0				
0- 0	0- 0	0- 0	NEUTRAL	0- 0	0- 0	0- 0				

RPI 1-25				RPI 26-50				Team's RPI: 42	RPI 51-100				RPI 101+			
RPI	S	Opponent	Score	RPI	S	Opponent	Score		RPI	S	Opponent	Score	RPI	S	Opponent	Score
5	A	Ohio St.	70 97	27	H	Michigan St.	81 65		53	H	Iowa	79 74	109	H	Yale	76 60
11	A	Maryland	63 86	32	N	Ohio	56 63		57	H	Chattanooga	54 43	122	H	Samford	65 56
18	A	DePaul	69 84	34	N	Miami (FL)	75 89		75	H	Nebraska	59 47	149	A	Wisconsin	69 73
				36	N	West Virginia	64 75		79	H	Michigan	77 69	161	A	Illinois	80 68
				40	H	Rutgers	64 48		80	H	Georgia Tech	69 60	161	H	Illinois	68 66
				49	A	Purdue	53 63		81	A	Minnesota	76 78	242	A	Indiana St.	53 50
									89	A	Northwestern	91 84	266	H	Tennessee St.	88 56
													281	N	Austin Peay	90 58
													332	A	IPFW	79 72
LAST 12 Division I GAMES:																
161	A	Illinois	80 68	161	H	Illinois	68 66		81	A	Minnesota	76 78				
75	H	Nebraska	59 47	81	A	Michigan St.	81 65		49	A	Purdue	53 63				
53	H	Iowa	79 74	5	A	Ohio St.	70 97		79	H	Michigan	77 69				
11	A	Maryland	63 86													
40	H	Rutgers	64 48													
89	A	Northwestern	91 84													

Non-Div I Games:

Indiana

■ Loss,
 ■ Non-Conf, S Site,
 ■ Home
 ■ Away
 N Neutral

Average RPI Win:	268	WON-LOST	WINNING	LAST 10	STRENGTH OF	OPP. STRENGTH	TEAM	ADJ.	CONF.	ADJ CONF.
Average RPI Loss:	143	RECORD	PCT. RANK	GAMES	SCHEDULE	OF SCHEDULE	RPI	RPI	RPI	RPI
DIV. I ONLY	9- 12	210	5- 5	261	222	242	242	21	21	
DIV. I NON-CONF.	4- 7	222	1- 1	212	242	238	238	17	17	
TOTALS	RPI 1-25	RPI 26-50	W-L RECORDS	RPI 51-100	RPI 101-150	RPI 150+				
9- 12	0- 0	0- 1	OVERALL	0- 4	0- 4	9- 3				
6- 4	0- 0	0- 1	HOME	0- 2	0- 0	6- 1				
3- 7	0- 0	0- 0	AWAY	0- 2	0- 4	3- 1				
0- 1	0- 0	0- 0	NEUTRAL	0- 0	0- 0	0- 1				
4- 7	0- 0	0- 1	NON-CONFERENCE	0- 2	0- 2	4- 2				
2- 3	0- 0	0- 1	HOME	0- 1	0- 0	2- 1				
2- 3	0- 0	0- 0	AWAY	0- 1	0- 2	2- 0				
0- 1	0- 0	0- 0	NEUTRAL	0- 0	0- 0	0- 1				
5- 5	0- 0	0- 0	CONFERENCE	0- 2	0- 2	5- 1				
4- 1	0- 0	0- 0	HOME	0- 1	0- 0	4- 0				
1- 4	0- 0	0- 0	AWAY	0- 1	0- 2	1- 1				
0- 0	0- 0	0- 0	NEUTRAL	0- 0	0- 0	0- 0				

RPI S	Opponent	Score	RPI S	Opponent	Score	RPI S	Opponent	Score	RPI S	Opponent	Score	Team's RPI: 242
42	H Indiana	50 53	69	A Central Mich.	65 85	113	A IUPUI	43 68				
			77	H Saint Louis	52 62	127	A UNI	42 53				
			88	H Missouri St.	51 59	139	A Southern Ill.	64 76				
			99	A Drake	55 80	145	A Northern Ky.	67 73				
						156	H Loyola Chicago	62 48				
						184	A Tulsa	67 63				
						192	H Butler	70 63				
						237	N Stephen F. Austin	62 71				
						264	H Omaha	50 51				
						293	H Wichita St.	59 33				
						308	A UMKC	77 47				
						312	A Illinois St.	62 73				
						312	H Illinois St.	63 56				
						316	H Bradley	59 37				
						319	A Evansville	59 44				
						336	H Eastern Ill.	60 42				
LAST 12 Division I GAMES:												
312	A Illinois St.	62 73	99	A Drake	55 80							
319	A Evansville	59 44	312	H Illinois St.	63 56							
139	A Southern Ill.	64 76	88	H Missouri St.	51 59							
316	H Bradley	59 37	293	H Wichita St.	59 33							
156	H Loyola Chicago	62 48	192	H Butler	70 63							
127	A UNI	42 53	42	H Indiana	50 53							

Non-Div I Games:

Indiana St.

Average RPI Win: 240	WON-LOST	WINNING	LAST 10	STRENGTH OF	OPP. STRENGTH	TEAM	ADJ.	CONF.	ADJ CONF.
Average RPI Loss: 106	RECORD	PCT. RANK	GAMES	SCHEDULE	OF SCHEDULE	RPI	RPI	RPI	RPI
DIV. I ONLY	17- 9	89	8- 2	222	168	112	112	23	23
DIV. I NON-CONF.	4- 7	222	0- 0	73	31	149	149	24	24
TOTALS	RPI 1-25	RPI 26-50	W-L RECORDS	RPI 51-100	RPI 101-150	RPI 150+			
17- 9	0- 1	0- 2	OVERALL	1- 1	1- 3	15- 2			
8- 1	0- 0	0- 0	HOME	0- 1	1- 0	7- 0			
8- 6	0- 0	0- 2	AWAY	1- 0	0- 2	7- 2			
1- 2	0- 1	0- 0	NEUTRAL	0- 0	0- 1	1- 0			
4- 7	0- 1	0- 2	NON-CONFERENCE	1- 1	1- 3	2- 0			
2- 1	0- 0	0- 0	HOME	0- 1	1- 0	1- 0			
1- 4	0- 0	0- 2	AWAY	1- 0	0- 2	0- 0			
1- 2	0- 1	0- 0	NEUTRAL	0- 0	0- 1	1- 0			
13- 2	0- 0	0- 0	CONFERENCE	0- 0	0- 0	13- 2			
6- 0	0- 0	0- 0	HOME	0- 0	0- 0	6- 0			
7- 2	0- 0	0- 0	AWAY	0- 0	0- 0	7- 2			
0- 0	0- 0	0- 0	NEUTRAL	0- 0	0- 0	0- 0			

RPI 1-25			RPI 26-50			RPI 51-100			RPI 101+ Team's RPI: 112		
RPI	S	Opponent	Score	RPI	S	Opponent	Score	RPI	S	Opponent	Score
25	N	Southern California	56 76	37	A	George Washington	65 70	93	A	Saint Joseph's	81 75
				40	A	Rutgers	33 58	97	H	VCU	58 74
LAST 12 Division I GAMES:											
221	A	Siena	64 51	290	H	Niagara	73 46	103	A	North Carolina	52 64
291	A	Rider	67 48	232	A	Manhattan	56 63	109	N	Yale	48 63
273	H	Monmouth	68 56	183	A	Marist	61 62	124	A	Stony Brook	53 58
217	A	Canisius	79 76	217	H	Canisius	79 56	143	H	ETSU	56 50
290	A	Niagara	73 52	221	A	Siena	64 51	183	A	Marist	61 62
273	A	Monmouth	64 49	232	A	Manhattan	56 63	183	H	Marist	69 49
				273	A	Monmouth	68 56	210	A	Fairfield	56 46
				217	H	Monmouth	68 56	212	H	North Texas	62 51
				290	A	Niagara	73 52	217	A	Canisius	79 76
				290	H	Niagara	73 46	217	H	Canisius	79 56
				291	A	Rider	67 48	221	A	Siena	64 51
				291	H	Rider	59 46	232	A	Manhattan	56 63
				310	N	Fairleigh Dickinson	77 54	232	H	Manhattan	67 56
				333	A	Saint Peter's	65 51	273	A	Monmouth	64 49
								273	H	Monmouth	68 56
								290	A	Niagara	73 52
								290	H	Niagara	73 46
								291	A	Rider	67 48
								291	H	Rider	59 46
								310	N	Fairleigh Dickinson	77 54
								333	A	Saint Peter's	65 51

Non-Div I Games:

Iona

Average RPI Win:	137	WON-LOST	WINNING	LAST 10	STRENGTH OF	OPP. STRENGTH	TEAM	ADJ.	CONF.	ADJ CONF.
Average RPI Loss:	50	RECORD	PCT. RANK	GAMES	SCHEDULE	OF SCHEDULE	RPI	RPI	RPI	RPI
DIV. I ONLY	15- 10	115	3- 7	27	45	53	53	4	4	
DIV. I NON-CONF.	10- 2	33	0- 0	53	162	21	21	4	4	
TOTALS	RPI 1-25	RPI 26-50	W-L RECORDS	RPI 51-100	RPI 101-150	RPI 150+				
15- 10	0- 2	1- 5	OVERALL	6- 2	4- 1	4- 0				
8- 4	0- 2	1- 1	HOME	3- 0	1- 1	3- 0				
5- 5	0- 0	0- 3	AWAY	3- 2	2- 0	0- 0				
2- 1	0- 0	0- 1	NEUTRAL	0- 0	1- 0	1- 0				
10- 2	0- 0	0- 1	NON-CONFERENCE	3- 1	3- 0	4- 0				
6- 0	0- 0	0- 0	HOME	2- 0	1- 0	3- 0				
2- 1	0- 0	0- 0	AWAY	1- 1	1- 0	0- 0				
2- 1	0- 0	0- 1	NEUTRAL	0- 0	1- 0	1- 0				
5- 8	0- 2	1- 4	CONFERENCE	3- 1	1- 1	0- 0				
2- 4	0- 2	1- 1	HOME	1- 0	0- 1	0- 0				
3- 4	0- 0	0- 3	AWAY	2- 1	1- 0	0- 0				
0- 0	0- 0	0- 0	NEUTRAL	0- 0	0- 0	0- 0				

RPI	S	Opponent	Score	RPI	S	Opponent	Score	RPI	S	Opponent	Score	RPI	S	Opponent	Score
5	H	Ohio St.	81 98	27	A	Michigan St.	73 80	75	A	Nebraska	74 68	101	N	Wright St.	83 77
11	H	Maryland	56 76	27	H	Michigan St.	69 74	79	A	Michigan	75 82	118	H	North Dakota	83 61
				37	N	George Washington	77 81	79	H	Michigan	85 69	127	A	UNI	80 65
				40	H	Rutgers	69 65	86	H	UT Martin	62 56	131	H	Penn St.	69 82
				42	A	Indiana	74 79	89	A	Northwestern	79 64	149	A	Wisconsin	57 54
				49	A	Purdue	73 90	95	A	Iowa St.	66 69	189	H	Robert Morris	69 50
								99	H	Drake	89 76	226	H	Western Ill.	96 81
								100	A	Virginia	85 73	256	N	Houston	64 50
												316	H	Bradley	60 53
LAST 12 Division I GAMES:															
5	H	Ohio St.	81 98	131	H	Penn St.	69 82								
27	H	Michigan St.	69 74	27	A	Michigan St.	73 80								
42	A	Indiana	74 79	149	A	Wisconsin	57 54								
89	A	Northwestern	79 64	11	H	Maryland	56 76								
79	H	Michigan	85 69	79	A	Michigan	75 82								
49	A	Purdue	73 90	40	H	Rutgers	69 65								

Non-Div I Games:

Iowa

■ Loss,
 ■ Non-Conf, S Site,
 ■ Home
 ■ Away
 N Neutral

Average RPI Win:	174	WON-LOST	WINNING	LAST 10	STRENGTH OF	OPP. STRENGTH	TEAM	ADJ.	CONF.	ADJ CONF.
Average RPI Loss:	57	RECORD	PCT. RANK	GAMES	SCHEDULE	OF SCHEDULE	RPI	RPI	RPI	RPI
DIV. I ONLY	12- 11	161	2- 8	51	34	95	95	3	3	
DIV. I NON-CONF.	8- 3	77	0- 0	225	144	115	115	3	3	
TOTALS	RPI 1-25	RPI 26-50	W-L RECORDS	RPI 51-100	RPI 101-150	RPI 150+				
12- 11	1- 4	1- 3	OVERALL	1- 2	1- 2	8- 0				
8- 4	1- 2	0- 1	HOME	1- 1	0- 0	6- 0				
3- 5	0- 2	1- 1	AWAY	0- 1	1- 1	1- 0				
1- 2	0- 0	0- 1	NEUTRAL	0- 0	0- 1	1- 0				
8- 3	0- 0	0- 1	NON-CONFERENCE	1- 1	1- 1	6- 0				
6- 0	0- 0	0- 0	HOME	1- 0	0- 0	5- 0				
1- 1	0- 0	0- 0	AWAY	0- 1	1- 0	0- 0				
1- 2	0- 0	0- 1	NEUTRAL	0- 0	0- 1	1- 0				
4- 8	1- 4	1- 2	CONFERENCE	0- 1	0- 1	2- 0				
2- 4	1- 2	0- 1	HOME	0- 1	0- 0	1- 0				
2- 4	0- 2	1- 1	AWAY	0- 0	0- 1	1- 0				
0- 0	0- 0	0- 0	NEUTRAL	0- 0	0- 0	0- 0				

RPI 1-25				RPI 26-50				RPI 51-100				Team's RPI: 95		RPI 101+			
RPI	S	Opponent	Score	RPI	S	Opponent	Score	RPI	S	Opponent	Score			RPI	S	Opponent	Score
4	H	Baylor	61 77	35	H	Oklahoma	71 77	53	H	Iowa	69 66			127	A	UNI	84 75
8	A	Texas	54 75	36	A	West Virginia	47 57	94	H	TCU	62 72			133	A	Texas Tech	66 69
8	H	Texas	49 65	46	A	Kansas St.	84 79	99	A	Drake	70 74			147	N	Idaho	65 97
16	A	Oklahoma St.	76 79	47	N	Duke	48 86							165	H	Hampton	95 59
16	H	Oklahoma St.	49 42											177	H	Southern U.	86 46
														190	A	Kansas	63 53
														190	H	Kansas	65 49
														202	N	Texas St.	83 61
														267	H	Northern Ariz.	79 63
														320	H	Alcorn	91 41
														334	H	Ark.-Pine Bluff	70 41
LAST 12 Division I GAMES:																	
				36	A	West Virginia	47 57	16	A	Oklahoma St.	76 79						
				8	H	Texas	49 65	133	A	Texas Tech	66 69						
				190	A	Kansas	63 53	190	H	Kansas	65 49						
				35	H	Oklahoma	71 77	8	A	Texas	54 75						
				94	H	TCU	62 72	16	H	Oklahoma St.	49 42						
				4	H	Baylor	61 77	46	A	Kansas St.	84 79						

Non-Div I Games:

Iowa St.

■ Loss,
■ Non-Conf,
■ S Site,
■ H Home
■ A Away
N Neutral

Average RPI Win:	316	WON-LOST	WINNING	LAST 10	STRENGTH OF	OPP. STRENGTH	TEAM	ADJ.	CONF.	ADJ CONF.
Average RPI Loss:	213	RECORD	PCT. RANK	GAMES	SCHEDULE	OF SCHEDULE	RPI	RPI	RPI	RPI
DIV. I ONLY	8- 11	216	4- 6	349	330	328	328	32	32	
DIV. I NON-CONF.	3- 5	218	1- 0	337	224	311	311	31	31	
TOTALS	RPI 1-25	RPI 26-50	W-L RECORDS	RPI 51-100	RPI 101-150	RPI 150+				
8- 11	0- 1	0- 0	OVERALL	0- 1	0- 1	8- 8				
5- 5	0- 0	0- 0	HOME	0- 0	0- 0	5- 5				
3- 6	0- 1	0- 0	AWAY	0- 1	0- 1	3- 3				
0- 0	0- 0	0- 0	NEUTRAL	0- 0	0- 0	0- 0				
3- 5	0- 1	0- 0	NON-CONFERENCE	0- 1	0- 1	3- 2				
2- 1	0- 0	0- 0	HOME	0- 0	0- 0	2- 1				
1- 4	0- 1	0- 0	AWAY	0- 1	0- 1	1- 1				
0- 0	0- 0	0- 0	NEUTRAL	0- 0	0- 0	0- 0				
5- 6	0- 0	0- 0	CONFERENCE	0- 0	0- 0	5- 6				
3- 4	0- 0	0- 0	HOME	0- 0	0- 0	3- 4				
2- 2	0- 0	0- 0	AWAY	0- 0	0- 0	2- 2				
0- 0	0- 0	0- 0	NEUTRAL	0- 0	0- 0	0- 0				

RPI 1-25				RPI 26-50				RPI 51-100				RPI 101+ Team's RPI: 328			
RPI	S	Opponent	Score	RPI	S	Opponent	Score	RPI	S	Opponent	Score	RPI	S	Opponent	Score
22	A	Kentucky	24 92					83	A	Tulane	49 92	134	A	Northwestern St.	54 59
												177	A	Southern U.	57 84
												177	H	Southern U.	57 66
												230	H	Grambling	58 79
												233	H	Texas Southern	36 62
												271	H	Prairie View	52 62
												275	H	Jacksonville St.	71 65
												284	H	Alabama St.	70 69
												305	A	Southeastern La.	79 72
												320	A	Alcorn	73 66
												320	H	Alcorn	79 65
												334	A	Ark.-Pine Bluff	66 71
												335	H	Lipscomb	53 52
												339	H	Chicago St.	59 76
												340	A	New Orleans	68 85
												345	H	Alabama A&M	59 58
												347	A	Mississippi Val.	72 46
LAST 12 Division I GAMES:															
177	H	Southern U.	57 66	233	H	Texas Southern	36 62								
320	H	Alcorn	79 65	177	A	Southern U.	57 84								
334	A	Ark.-Pine Bluff	66 71	320	A	Alcorn	73 66								
347	A	Mississippi Val.	72 46	345	H	Alabama A&M	59 58								
230	H	Grambling	58 79	284	H	Alabama St.	70 69								
271	H	Prairie View	52 62	335	H	Lipscomb	53 52								

Non-Div I Games: Fisk 78 58 Blue Mountain 74 52 Mobile 100 57

Jackson St.

Jacksonville

Through Games Of Feb. 11, 2016

Average RPI Win:	282	WON-LOST	WINNING	LAST 10	STRENGTH OF	OPP. STRENGTH	TEAM	ADJ.	CONF.	ADJ CONF.
Average RPI Loss:	112	RECORD	PCT. RANK	GAMES	SCHEDULE	OF SCHEDULE	RPI	RPI	RPI	RPI
DIV. I ONLY	12- 10	145	7- 3	220	252	167	167	29	29	
DIV. I NON-CONF.	6- 7	176	2- 1	249	220	198	198	27	27	
TOTALS	RPI 1-25	RPI 26-50	W-L RECORDS	RPI 51-100	RPI 101-150	RPI 150+				
12- 10	0- 2	0- 1	OVERALL	0- 2	0- 2	12- 3				
7- 1	0- 0	0- 0	HOME	0- 1	0- 0	7- 0				
4- 8	0- 1	0- 1	AWAY	0- 0	0- 1	4- 0				
1- 1	0- 0	0- 0	NEUTRAL	0- 0	0- 0	1- 1				
6- 7	0- 2	0- 1	NON-CONFERENCE	0- 0	0- 2	6- 2				
4- 0	0- 0	0- 0	HOME	0- 0	0- 0	4- 0				
1- 6	0- 2	0- 1	AWAY	0- 0	0- 2	1- 1				
1- 1	0- 0	0- 0	NEUTRAL	0- 0	0- 0	1- 1				
6- 3	0- 0	0- 0	CONFERENCE	0- 2	0- 0	6- 1				
3- 1	0- 0	0- 0	HOME	0- 1	0- 0	3- 0				
3- 2	0- 0	0- 0	AWAY	0- 1	0- 0	3- 1				
0- 0	0- 0	0- 0	NEUTRAL	0- 0	0- 0	0- 0				

RPI 1-25			RPI 26-50			RPI 51-100			RPI 101+ Team's RPI: 167		
RPI	S	Opponent	Score	RPI	S	Opponent	Score	RPI	S	Opponent	Score
13	A	Florida St.	60 77	41	A	South Fla.	52 74	65	A	FGCU	39 58
24	A	Syracuse	49 65					65	H	FGCU	55 59
								123	A	Wake Forest	51 57
								140	A	Texas-Arlington	54 56
								175	A	Stetson	61 66
								175	H	Stetson	69 49
								227	A	USC Upstate	49 43
								238	A	UNCW	49 51
								239	N	Bowling Green	69 72
								251	A	Bethune-Cookman	63 53
								269	N	Dartmouth	51 44
								276	H	Murray St.	79 54
								292	H	Kennesaw St.	78 63
								297	H	Savannah St.	65 52
								298	H	FIU	80 44
								302	A	North Florida	73 39
								314	H	South Carolina St.	79 47
								335	H	Lipscomb	81 51
								343	A	NJIT	65 36
LAST 12 Division I GAMES:											
65	H	FGCU	55 59	292	H	Kennesaw St.	78 63				
175	A	Stetson	61 66	335	H	Lipscomb	81 51				
65	A	FGCU	39 58	302	A	North Florida	73 39				
175	H	Stetson	69 49	297	H	Savannah St.	65 52				
343	A	NJIT	65 36	314	H	South Carolina St.	79 47				
227	A	USC Upstate	49 43	13	A	Florida St.	60 77				

Non-Div I Games: Edward Waters 90 51 Thomas (GA) 88 50

Jacksonville

Loss, Non-Conf, S Site, H Home A Away N Neutral

Average RPI Win:	286	WON-LOST	WINNING	LAST 10	STRENGTH OF	OPP. STRENGTH	TEAM	ADJ.	CONF.	ADJ CONF.
Average RPI Loss:	183	RECORD	PCT. RANK	GAMES	SCHEDULE	OF SCHEDULE	RPI	RPI	RPI	RPI
DIV. I ONLY	9- 14	233	4- 6	303	298	275	275	24	24	
DIV. I NON-CONF.	4- 7	222	0- 0	294	332	277	277	23	23	
TOTALS	RPI 1-25	RPI 26-50	W-L RECORDS	RPI 51-100	RPI 101-150	RPI 150+				
9- 14	0- 0	0- 1	OVERALL	0- 1	0- 5	9- 7				
6- 4	0- 0	0- 0	HOME	0- 1	0- 2	6- 1				
3- 10	0- 0	0- 1	AWAY	0- 0	0- 3	3- 6				
0- 0	0- 0	0- 0	NEUTRAL	0- 0	0- 0	0- 0				
4- 7	0- 0	0- 1	NON-CONFERENCE	0- 0	0- 3	4- 3				
3- 1	0- 0	0- 0	HOME	0- 0	0- 1	3- 0				
1- 6	0- 0	0- 1	AWAY	0- 0	0- 2	1- 3				
0- 0	0- 0	0- 0	NEUTRAL	0- 0	0- 0	0- 0				
5- 7	0- 0	0- 0	CONFERENCE	0- 1	0- 2	5- 4				
3- 3	0- 0	0- 0	HOME	0- 1	0- 1	3- 1				
2- 4	0- 0	0- 0	AWAY	0- 0	0- 1	2- 3				
0- 0	0- 0	0- 0	NEUTRAL	0- 0	0- 0	0- 0				

RPI 1-25			RPI 26-50			RPI 51-100			RPI 101+ Team's RPI: 275		
RPI	S	Opponent	Score	RPI	S	Opponent	Score	RPI	S	Opponent	Score
				49	A	Purdue	48 67	86	H	UT Martin	53 63
								107	A	Belmont	42 56
								107	H	Belmont	32 44
								115	A	Memphis	55 70
								122	H	Samford	39 50
								126	A	Mercer	39 46
								172	H	SIUE	57 62
								196	A	Southeast Mo. St.	47 61
								207	A	Eastern Ky.	56 54
								266	H	Tennessee St.	69 55
								270	A	Ga. Southern	56 60
								272	H	Tennessee Tech	55 46
								276	A	Murray St.	74 71
								281	A	Austin Peay	59 61
								292	H	Kennesaw St.	61 52
								294	A	Morehead St.	63 67
								297	H	Savannah St.	50 35
								303	A	Wofford	54 66
								309	A	Nicholls St.	63 49
								320	H	Alcorn	67 65
								328	A	Jackson St.	65 71
								336	H	Eastern Ill.	60 52
LAST 12 Division I GAMES:											
107	A	Belmont	42 56	86	H	UT Martin	53 63				
272	H	Tennessee Tech	55 46	196	A	Southeast Mo. St.	47 61				
266	H	Tennessee St.	69 55	276	A	Murray St.	74 71				
207	A	Eastern Ky.	56 54	281	A	Austin Peay	59 61				
294	A	Morehead St.	63 67	336	H	Eastern Ill.	60 52				
107	H	Belmont	32 44	172	H	SIUE	57 62				

Non-Div I Games: Tuskegee 74 47

Jacksonville St.

Average RPI Win:	185	WON-LOST	WINNING	LAST 10	STRENGTH OF	OPP. STRENGTH	TEAM	ADJ.	CONF.	ADJ CONF.
Average RPI Loss:	55	RECORD	PCT. RANK	GAMES	SCHEDULE	OF SCHEDULE	RPI	RPI	RPI	RPI
DIV. I ONLY	16- 5	40	9- 1	113	92	51	51	13	13	
DIV. I NON-CONF.	7- 4	110	1- 1	83	42	74	74	12	12	
TOTALS	RPI 1-25	RPI 26-50	W-L RECORDS	RPI 51-100	RPI 101-150	RPI 150+				
16- 5	0- 2	0- 2	OVERALL	3- 0	1- 0	12- 1				
10- 0	0- 0	0- 0	HOME	1- 0	1- 0	8- 0				
6- 3	0- 1	0- 1	AWAY	2- 0	0- 0	4- 1				
0- 2	0- 1	0- 1	NEUTRAL	0- 0	0- 0	0- 0				
7- 4	0- 2	0- 2	NON-CONFERENCE	0- 0	1- 0	6- 0				
5- 0	0- 0	0- 0	HOME	0- 0	1- 0	4- 0				
2- 2	0- 1	0- 1	AWAY	0- 0	0- 0	2- 0				
0- 2	0- 1	0- 1	NEUTRAL	0- 0	0- 0	0- 0				
9- 1	0- 0	0- 0	CONFERENCE	3- 0	0- 0	6- 1				
5- 0	0- 0	0- 0	HOME	1- 0	0- 0	4- 0				
4- 1	0- 0	0- 0	AWAY	2- 0	0- 0	2- 1				
0- 0	0- 0	0- 0	NEUTRAL	0- 0	0- 0	0- 0				

RPI 1-25				RPI 26-50				RPI 51-100				Team's RPI: 51	RPI 101+			
RPI	S	Opponent	Score	RPI	S	Opponent	Score	RPI	S	Opponent	Score		RPI	S	Opponent	Score
4	N	Baylor	63 77	28	A	St. Bonaventure	45 56	67	A	Elon	81 76		102	H	Liberty	72 56
10	A	UCLA	61 90	36	N	West Virginia	62 69	76	A	Hofstra	71 54		159	H	Davidson	87 45
								84	H	Drexel	67 56		165	A	Hampton	68 56
													179	H	Col. of Charleston	83 61
													195	H	Delaware	75 55
													197	A	William & Mary	59 65
													198	A	Northeastern	61 52
													198	H	Northeastern	85 62
													215	H	Morgan St.	92 31
													222	A	Richmond	73 47
													238	H	UNCW	60 40
													265	H	American	74 45
													289	A	Towson	64 57
													311	H	Longwood	88 30
LAST 12 Division I GAMES:																
198	A	Northeastern	61 52	84	H	Drexel	67 56									
76	A	Hofstra	71 54	67	A	Elon	81 76									
238	H	UNCW	60 40	179	H	Col. of Charleston	83 61									
195	H	Delaware	75 55	197	A	William & Mary	59 65									
289	A	Towson	64 57	159	H	Davidson	87 45									
198	H	Northeastern	85 62	4	N	Baylor	63 77									

Non-Div I Games:

James Madison

■ Loss,
■ Non-Conf,
■ S Site,
■ H Home
■ A Away
N Neutral

Kansas

Through Games Of Feb. 11, 2016

Average RPI Win:	193	WON-LOST	WINNING	LAST 10	STRENGTH OF	OPP. STRENGTH	TEAM	ADJ.	CONF.	ADJ CONF.
Average RPI Loss:	74	RECORD	PCT. RANK	GAMES	SCHEDULE	OF SCHEDULE	RPI	RPI	RPI	RPI
DIV. I ONLY	5- 18	303	0- 10	12	58	190	190	3	3	
DIV. I NON-CONF.	5- 6	180	0- 0	167	201	225	225	3	3	
TOTALS	RPI 1-25	RPI 26-50	W-L RECORDS	RPI 51-100	RPI 101-150	RPI 150+				
5- 18	0- 5	0- 5	OVERALL	0- 3	2- 3	3- 2				
4- 10	0- 3	0- 3	HOME	0- 2	2- 1	2- 1				
0- 8	0- 2	0- 2	AWAY	0- 1	0- 2	0- 1				
1- 0	0- 0	0- 0	NEUTRAL	0- 0	0- 0	1- 0				
5- 6	0- 0	0- 1	NON-CONFERENCE	0- 1	2- 2	3- 2				
4- 4	0- 0	0- 1	HOME	0- 1	2- 1	2- 1				
0- 2	0- 0	0- 0	AWAY	0- 0	0- 1	0- 1				
1- 0	0- 0	0- 0	NEUTRAL	0- 0	0- 0	1- 0				
0- 12	0- 5	0- 4	CONFERENCE	0- 2	0- 1	0- 0				
0- 6	0- 3	0- 2	HOME	0- 1	0- 0	0- 0				
0- 6	0- 2	0- 2	AWAY	0- 1	0- 1	0- 0				
0- 0	0- 0	0- 0	NEUTRAL	0- 0	0- 0	0- 0				

RPI	S	Opponent	Score	RPI	S	Opponent	Score	RPI	S	Opponent	Score	RPI	S	Opponent	Score	Team's RPI: 190
4	A	Baylor	49 81	30	H	St. John's (NY)	71 86	68	H	Washington St.	53 66	106	A	Arizona	52 67	
4	H	Baylor	40 58	35	A	Oklahoma	44 67	95	A	Iowa St.	49 65	115	H	Memphis	72 63	
8	A	Texas	46 70	36	A	West Virginia	35 72	95	H	Iowa St.	53 63	119	H	Creighton	67 54	
8	H	Texas	38 75	36	H	West Virginia	45 65					133	A	Texas Tech	44 54	
16	H	Oklahoma St.	46 74	46	H	Kansas St.	46 59					148	H	Oral Roberts	63 70	
												158	A	SMU	64 73	
												233	H	Texas Southern	72 65	
												246	N	Northern Ill.	66 58	
												254	H	Navy	61 54	
												308	H	UMKC	44 47	
LAST 12 Division I GAMES:																
4	A	Baylor	49 81	36	A	West Virginia	35 72									
95	H	Iowa St.	53 63	8	H	Texas	38 75									
133	A	Texas Tech	44 54	95	A	Iowa St.	49 65									
8	A	Texas	46 70	4	H	Baylor	40 58									
16	H	Oklahoma St.	46 74	36	H	West Virginia	45 65									
46	H	Kansas St.	46 59	35	A	Oklahoma	44 67									

Non-Div I Games:

Kansas

Loss, Non-Conf, S Site, H Home A Away N Neutral

Average RPI Win:	152	WON-LOST	WINNING	LAST 10	STRENGTH OF	OPP. STRENGTH	TEAM	ADJ.	CONF.	ADJ CONF.
Average RPI Loss:	39	RECORD	PCT. RANK	GAMES	SCHEDULE	OF SCHEDULE	RPI	RPI	RPI	RPI
DIV. I ONLY	15- 8	91	5- 5	19	65	46	46	3	3	
DIV. I NON-CONF.	10- 1	19	0- 0	76	248	15	15	3	3	
TOTALS	RPI 1-25	RPI 26-50	W-L RECORDS	RPI 51-100	RPI 101-150	RPI 150+				
15- 8	1- 3	1- 3	OVERALL	3- 2	2- 0	8- 0				
11- 3	1- 1	1- 1	HOME	3- 1	1- 0	5- 0				
4- 5	0- 2	0- 2	AWAY	0- 1	1- 0	3- 0				
0- 0	0- 0	0- 0	NEUTRAL	0- 0	0- 0	0- 0				
10- 1	0- 1	0- 0	NON-CONFERENCE	2- 0	1- 0	7- 0				
8- 0	0- 0	0- 0	HOME	2- 0	1- 0	5- 0				
2- 1	0- 1	0- 0	AWAY	0- 0	0- 0	2- 0				
0- 0	0- 0	0- 0	NEUTRAL	0- 0	0- 0	0- 0				
5- 7	1- 2	1- 3	CONFERENCE	1- 2	1- 0	1- 0				
3- 3	1- 1	1- 1	HOME	1- 1	0- 0	0- 0				
2- 4	0- 1	0- 2	AWAY	0- 1	1- 0	1- 0				
0- 0	0- 0	0- 0	NEUTRAL	0- 0	0- 0	0- 0				

RPI 1-25				RPI 26-50				Team's RPI: 46	RPI 51-100				RPI 101+			
RPI	S	Opponent	Score	RPI	S	Opponent	Score		RPI	S	Opponent	Score	RPI	S	Opponent	Score
2	A	UConn	57 97	35	A	Oklahoma	58 68		63	H	Abilene Christian	76 45	133	A	Texas Tech	65 53
4	A	Baylor	52 87	35	H	Oklahoma	87 71		82	H	South Dakota	84 81	140	H	Texas-Arlington	61 41
8	H	Texas	51 66	36	A	West Virginia	44 64		94	A	TCU	73 87	173	H	Fla. Atlantic	102 53
16	H	Oklahoma St.	47 44	36	H	West Virginia	53 72		94	H	TCU	58 49	177	H	Southern U.	59 47
									95	H	Iowa St.	79 84	184	A	Tulsa	75 67
													187	H	UTRGV	61 43
													190	A	Kansas	59 46
													226	H	Western Ill.	84 45
													240	H	Sam Houston St.	78 50
													339	A	Chicago St.	63 54
LAST 12 Division I GAMES:																
35	H	Oklahoma	87 71	94	H	TCU	58 49									
36	A	West Virginia	44 64	16	H	Oklahoma St.	47 44									
4	A	Baylor	52 87	35	A	Oklahoma	58 68									
8	H	Texas	51 66	36	H	West Virginia	53 72									
133	A	Texas Tech	65 53	94	A	TCU	73 87									
190	A	Kansas	59 46	95	H	Iowa St.	79 84									

Non-Div I Games:

Kansas St.

■ Loss,
■ Non-Conf, S Site,
■ Home
■ Away
N Neutral

Average RPI Win:	308	WON-LOST	WINNING	LAST 10	STRENGTH OF	OPP. STRENGTH	TEAM	ADJ.	CONF.	ADJ CONF.
Average RPI Loss:	189	RECORD	PCT. RANK	GAMES	SCHEDULE	OF SCHEDULE	RPI	RPI	RPI	RPI
DIV. I ONLY	8- 15	255	4- 6	284	329	292	292	29	29	
DIV. I NON-CONF.	4- 10	253	0- 2	254	328	305	305	27	27	
TOTALS	RPI 1-25	RPI 26-50	W-L RECORDS	RPI 51-100	RPI 101-150	RPI 150+				
8- 15	0- 1	0- 1	OVERALL	0- 1	0- 2	8- 10				
6- 5	0- 0	0- 0	HOME	0- 1	0- 1	6- 3				
2- 10	0- 1	0- 1	AWAY	0- 0	0- 1	2- 7				
0- 0	0- 0	0- 0	NEUTRAL	0- 0	0- 0	0- 0				
4- 10	0- 1	0- 1	NON-CONFERENCE	0- 0	0- 2	4- 6				
4- 2	0- 0	0- 0	HOME	0- 0	0- 1	4- 1				
0- 8	0- 1	0- 1	AWAY	0- 0	0- 1	0- 5				
0- 0	0- 0	0- 0	NEUTRAL	0- 0	0- 0	0- 0				
4- 5	0- 0	0- 0	CONFERENCE	0- 1	0- 0	4- 4				
2- 3	0- 0	0- 0	HOME	0- 1	0- 0	2- 2				
2- 2	0- 0	0- 0	AWAY	0- 0	0- 0	2- 2				
0- 0	0- 0	0- 0	NEUTRAL	0- 0	0- 0	0- 0				

RPI 1-25				RPI 26-50				RPI 51-100				RPI 101+ Team's RPI: 292			
RPI	S	Opponent	Score	RPI	S	Opponent	Score	RPI	S	Opponent	Score	RPI	S	Opponent	Score
19	A	Florida	57 84	29	A	Georgia	34 89	65	H	FGCU	47 78	126	H	Mercer	61 72
												136	A	Xavier	59 62
												167	A	Jacksonville	63 78
												175	H	Stetson	54 57
												218	H	Presbyterian	49 47
												225	A	Gardner-Webb	56 70
												227	A	USC Upstate	57 66
												227	H	USC Upstate	53 61
												268	H	Georgia St.	62 66
												275	A	Jacksonville St.	52 61
												281	H	Austin Peay	73 65
												294	A	Morehead St.	77 83
												299	A	Florida A&M	67 69
												301	H	Western Caro.	65 53
												302	A	North Florida	70 55
												303	A	Wofford	59 70
												335	H	Lipscomb	55 54
												340	H	New Orleans	60 53
												343	A	NJIT	82 77
												343	H	NJIT	64 48
LAST 12 Division I GAMES:															
				227	H	USC Upstate	53 61					167	A	Jacksonville	63 78
				343	A	NJIT	82 77					302	A	North Florida	70 55
				227	A	USC Upstate	57 66					335	H	Lipscomb	55 54
				343	H	NJIT	64 48					303	A	Wofford	59 70
				65	H	FGCU	47 78					136	A	Xavier	59 62
				175	H	Stetson	54 57					294	A	Morehead St.	77 83

Non-Div I Games: Thomas (GA) 70 41

Kennesaw St.

■ Loss,
 ■ Non-Conf,
 ■ S Site,
 ■ H Home
 ■ A Away
 N Neutral

Average RPI Win:	287	WON-LOST	WINNING	LAST 10	STRENGTH OF	OPP. STRENGTH	TEAM	ADJ.	CONF.	ADJ CONF.
Average RPI Loss:	159	RECORD	PCT. RANK	GAMES	SCHEDULE	OF SCHEDULE	RPI	RPI	RPI	RPI
DIV. I ONLY	3- 17	329	1- 9	228	197	329	329	12	12	
DIV. I NON-CONF.	2- 7	280	0- 1	322	302	344	344	13	13	
TOTALS	RPI 1-25	RPI 26-50	W-L RECORDS	RPI 51-100	RPI 101-150	RPI 150+				
3- 17	0- 0	0- 1	OVERALL	0- 2	0- 8	3- 6				
3- 8	0- 0	0- 1	HOME	0- 1	0- 4	3- 2				
0- 9	0- 0	0- 0	AWAY	0- 1	0- 4	0- 4				
0- 0	0- 0	0- 0	NEUTRAL	0- 0	0- 0	0- 0				
2- 7	0- 0	0- 0	NON-CONFERENCE	0- 1	0- 2	2- 4				
2- 4	0- 0	0- 0	HOME	0- 1	0- 1	2- 2				
0- 3	0- 0	0- 0	AWAY	0- 0	0- 1	0- 2				
0- 0	0- 0	0- 0	NEUTRAL	0- 0	0- 0	0- 0				
1- 10	0- 0	0- 1	CONFERENCE	0- 1	0- 6	1- 2				
1- 4	0- 0	0- 1	HOME	0- 0	0- 3	1- 0				
0- 6	0- 0	0- 0	AWAY	0- 1	0- 3	0- 2				
0- 0	0- 0	0- 0	NEUTRAL	0- 0	0- 0	0- 0				

RPI 1-25			RPI 26-50			RPI 51-100			RPI 101+			Team's RPI: 329
RPI	S	Opponent	Score	RPI	S	Opponent	Score	RPI	S	Opponent	Score	
				32	H	Ohio	54 93	69	A	Central Mich.	61 81	101 H Wright St. 68 73
								81	H	Minnesota	73 85	108 A Toledo 67 73
												108 H Toledo 64 67
												111 A Eastern Mich. 51 72
												116 A Youngstown St. 61 91
												120 A Western Mich. 52 73
												120 H Western Mich. 53 65
												137 H Buffalo 66 77
												153 H Brown 57 62
												239 A Bowling Green 49 71
												246 H Northern Ill. 95 85
												260 A Miami (OH) 52 55
												296 H Colgate 76 71
												304 H Cleveland St. 49 60
												316 A Bradley 60 68
												318 H North Dakota St. 75 54
												332 A IPFW 68 86
LAST 12 Division I GAMES:												
108	H	Toledo	64 67	111	A	Eastern Mich.	51 72					
260	A	Miami (OH)	52 55	120	A	Western Mich.	52 73					
120	H	Western Mich.	53 65	137	H	Buffalo	66 77					
246	H	Northern Ill.	95 85	108	A	Toledo	67 73					
239	A	Bowling Green	49 71	69	A	Central Mich.	61 81					
32	H	Ohio	54 93	153	H	Brown	57 62					

Non-Div I Games: Malone 73 59

Kent St.

■ Loss,
■ Non-Conf,
■ S Site,
■ H Home
■ A Away
N Neutral

Kentucky

Through Games Of Feb. 11, 2016

Average RPI Win:	131	WON-LOST	WINNING	LAST 10	STRENGTH OF	OPP. STRENGTH	TEAM	ADJ.	CONF.	ADJ CONF.
Average RPI Loss:	51	RECORD	PCT. RANK	GAMES	SCHEDULE	OF SCHEDULE	RPI	RPI	RPI	RPI
DIV. I ONLY	16- 6	60	5- 5	25	26	22	22	2	2	
DIV. I NON-CONF.	11- 0	1	1- 0	111	78	8	8	2	2	
TOTALS	RPI 1-25	RPI 26-50	W-L RECORDS	RPI 51-100	RPI 101-150	RPI 150+				
16- 6	3- 3	2- 0	OVERALL	2- 2	3- 0	6- 1				
12- 2	2- 1	1- 0	HOME	1- 1	2- 0	6- 0				
4- 4	1- 2	1- 0	AWAY	1- 1	1- 0	0- 1				
0- 0	0- 0	0- 0	NEUTRAL	0- 0	0- 0	0- 0				
11- 0	2- 0	1- 0	NON-CONFERENCE	1- 0	2- 0	5- 0				
8- 0	1- 0	1- 0	HOME	0- 0	1- 0	5- 0				
3- 0	1- 0	0- 0	AWAY	1- 0	1- 0	0- 0				
0- 0	0- 0	0- 0	NEUTRAL	0- 0	0- 0	0- 0				
5- 6	1- 3	1- 0	CONFERENCE	1- 2	1- 0	1- 1				
4- 2	1- 1	0- 0	HOME	1- 1	1- 0	1- 0				
1- 4	0- 2	1- 0	AWAY	0- 1	0- 0	0- 1				
0- 0	0- 0	0- 0	NEUTRAL	0- 0	0- 0	0- 0				

RPI	S	Opponent	Score	RPI	S	Opponent	Score	RPI	S	Opponent	Score	RPI	S	Opponent	Score
3	A	South Carolina	68 78	29	A	Georgia	64 53	55	A	Auburn	61 66	111	H	Eastern Mich.	89 67
3	H	South Carolina	62 73	47	H	Duke	71 61	55	H	Auburn	54 47	121	H	LSU	70 58
9	A	Arizona St.	68 64					66	H	Vanderbilt	69 71	145	A	Northern Ky.	84 65
12	H	Tennessee	64 63					78	A	Middle Tenn.	68 52	151	H	Alabama	73 48
19	A	Florida	79 85									157	A	Ole Miss	65 73
20	H	Louisville	72 54									180	H	Colorado	86 61
												245	H	Rice	72 39
												266	H	Tennessee St.	81 39
												294	H	Morehead St.	112 57
												328	H	Jackson St.	92 24
LAST 12 Division I GAMES:															
121	H	LSU	70 58	55	H	Auburn	54 47								
3	A	South Carolina	68 78	3	H	South Carolina	62 73								
19	A	Florida	79 85	29	A	Georgia	64 53								
66	H	Vanderbilt	69 71	151	H	Alabama	73 48								
12	H	Tennessee	64 63	55	A	Auburn	61 66								
157	A	Ole Miss	65 73	266	H	Tennessee St.	81 39								

Non-Div I Games:

Kentucky

■ Loss,
 ■ Non-Conf, S Site,
 ■ Home
 ■ Away
 N Neutral

Average RPI Win:	183	WON-LOST	WINNING	LAST 10	STRENGTH OF	OPP. STRENGTH	TEAM	ADJ.	CONF.	ADJ CONF.
Average RPI Loss:	64	RECORD	PCT. RANK	GAMES	SCHEDULE	OF SCHEDULE	RPI	RPI	RPI	RPI
DIV. I ONLY	8- 16	260	2- 8	10	73	121	121	2	2	
DIV. I NON-CONF.	6- 7	176	0- 1	25	205	113	113	2	2	
TOTALS	RPI 1-25	RPI 26-50	W-L RECORDS	RPI 51-100	RPI 101-150	RPI 150+				
8- 16	0- 5	1- 3	OVERALL	0- 4	0- 3	7- 1				
5- 5	0- 2	0- 0	HOME	0- 1	0- 2	5- 0				
2- 9	0- 3	1- 2	AWAY	0- 2	0- 1	1- 1				
1- 2	0- 0	0- 1	NEUTRAL	0- 1	0- 0	1- 0				
6- 7	0- 1	0- 2	NON-CONFERENCE	0- 2	0- 2	6- 0				
4- 1	0- 0	0- 0	HOME	0- 0	0- 1	4- 0				
1- 4	0- 1	0- 1	AWAY	0- 1	0- 1	1- 0				
1- 2	0- 0	0- 1	NEUTRAL	0- 1	0- 0	1- 0				
2- 9	0- 4	1- 1	CONFERENCE	0- 2	0- 1	1- 1				
1- 4	0- 2	0- 0	HOME	0- 1	0- 1	1- 0				
1- 5	0- 2	1- 1	AWAY	0- 1	0- 0	0- 1				
0- 0	0- 0	0- 0	NEUTRAL	0- 0	0- 0	0- 0				

RPI	S	Opponent	Score	RPI	S	Opponent	Score	RPI	S	Opponent	Score	RPI	S	Opponent	Score	Team's RPI: 121
2	A	UConn	40 86	29	A	Georgia	53 46	55	H	Auburn	53 63	122	H	Samford	44 47	
15	H	Texas A&M	35 53	33	A	Missouri	46 52	66	A	Vanderbilt	42 58	123	A	Wake Forest	57 60	
19	A	Florida	45 53	40	A	Rutgers	57 69	83	A	Tulane	63 67	130	H	Arkansas	44 48	
21	H	Mississippi St.	52 71	49	N	Purdue	52 69	92	N	Maine	41 52	151	A	Alabama	45 62	
22	A	Kentucky	58 70									154	H	Long Beach St.	59 53	
												157	H	Ole Miss	76 57	
												163	A	Little Rock	57 51	
												183	N	Marist	72 49	
												233	H	Texas Southern	86 36	
												257	H	UC Santa Barbara	68 50	
												288	H	La.-Monroe	61 54	
LAST 12 Division I GAMES:																
22	A	Kentucky	58 70	19	A	Florida	45 53									
21	H	Mississippi St.	52 71	66	A	Vanderbilt	42 58									
55	H	Auburn	53 63	15	H	Texas A&M	35 53									
33	A	Missouri	46 52	157	H	Ole Miss	76 57									
29	A	Georgia	53 46	151	A	Alabama	45 62									
130	H	Arkansas	44 48	122	H	Samford	44 47									

Non-Div I Games:

LSU

■ Loss,
 ■ Non-Conf,
 ■ S Site,
 ■ H Home
 ■ A Away
 N Neutral

Average RPI Win:	301	WON-LOST	WINNING	LAST 10	STRENGTH OF	OPP. STRENGTH	TEAM	ADJ.	CONF.	ADJ CONF.
Average RPI Loss:	128	RECORD	PCT. RANK	GAMES	SCHEDULE	OF SCHEDULE	RPI	RPI	RPI	RPI
DIV. I ONLY	4- 20	322	1- 9	137	153	278	278	7	7	
DIV. I NON-CONF.	3- 10	277	0- 1	140	273	250	250	8	8	
TOTALS	RPI 1-25	RPI 26-50	W-L RECORDS	RPI 51-100	RPI 101-150	RPI 150+				
4- 20	0- 0	0- 4	OVERALL	0- 5	0- 1	4- 10				
1- 10	0- 0	0- 2	HOME	0- 3	0- 0	1- 5				
2- 9	0- 0	0- 2	AWAY	0- 2	0- 1	2- 4				
1- 1	0- 0	0- 0	NEUTRAL	0- 0	0- 0	1- 1				
3- 10	0- 0	0- 2	NON-CONFERENCE	0- 2	0- 1	3- 5				
0- 5	0- 0	0- 1	HOME	0- 2	0- 0	0- 2				
2- 4	0- 0	0- 1	AWAY	0- 0	0- 1	2- 2				
1- 1	0- 0	0- 0	NEUTRAL	0- 0	0- 0	1- 1				
1- 10	0- 0	0- 2	CONFERENCE	0- 3	0- 0	1- 5				
1- 5	0- 0	0- 1	HOME	0- 1	0- 0	1- 3				
0- 5	0- 0	0- 1	AWAY	0- 2	0- 0	0- 2				
0- 0	0- 0	0- 0	NEUTRAL	0- 0	0- 0	0- 0				

RPI S	Opponent	Score	RPI S	Opponent	Score	RPI S	Opponent	Score	RPI S	Opponent	Score	Team's RPI: 278
			34 A	Miami (FL)	58 86	60 H	Temple	48 77	123 A	Wake Forest	53 61	
			37 A	George Washington	59 83	62 H	Villanova	56 67	159 H	Davidson	58 66	
			43 H	Penn	68 78	77 A	Saint Louis	70 79	169 A	UMBC	29 60	
			48 H	Dayton	51 67	93 A	Saint Joseph's	55 64	176 A	George Mason	70 79	
						97 H	VCU	76 84	177 N	Milwaukee	53 69	
									182 A	Rhode Island	52 62	
									182 H	Rhode Island	61 72	
									189 H	Robert Morris	45 76	
									210 A	Fairfield	59 62	
									212 H	North Texas	63 69	
									222 H	Richmond	43 60	
									261 H	Massachusetts	66 57	
									273 A	Monmouth	65 50	
									323 A	Howard	71 68	
									346 N	Norfolk St.	67 59	
LAST 12 Division I GAMES:												
			261 H	Massachusetts	66 57	43 H	Penn	68 78				
			97 H	VCU	76 84	182 H	Rhode Island	61 72				
			182 A	Rhode Island	52 62	37 A	George Washington	59 83				
			93 A	Saint Joseph's	55 64	176 A	George Mason	70 79				
			48 H	Dayton	51 67	159 H	Davidson	58 66				
			77 A	Saint Louis	70 79	222 H	Richmond	43 60				

Non-Div I Games:

La Salle

■ Loss,
■ Non-Conf,
■ S Site,
■ H Home
■ A Away
N Neutral

La.-Lafayette

Through Games Of Feb. 11, 2016

Average RPI Win:	227	WON-LOST	WINNING	LAST 10	STRENGTH OF	OPP. STRENGTH	TEAM	ADJ.	CONF.	ADJ CONF.
Average RPI Loss:	160	RECORD	PCT. RANK	GAMES	SCHEDULE	OF SCHEDULE	RPI	RPI	RPI	RPI
DIV. I ONLY	14- 6	70	6- 4	282	193	132	132	16	16	
DIV. I NON-CONF.	5- 2	86	0- 0	331	181	155	155	14	14	
TOTALS	RPI 1-25	RPI 26-50	W-L RECORDS	RPI 51-100	RPI 101-150	RPI 150+				
14- 6	0- 0	0- 2	OVERALL	0- 0	2- 0	12- 4				
7- 2	0- 0	0- 1	HOME	0- 0	1- 0	6- 1				
5- 4	0- 0	0- 1	AWAY	0- 0	0- 0	5- 3				
2- 0	0- 0	0- 0	NEUTRAL	0- 0	1- 0	1- 0				
5- 2	0- 0	0- 0	NON-CONFERENCE	0- 0	1- 0	4- 2				
2- 0	0- 0	0- 0	HOME	0- 0	0- 0	2- 0				
1- 2	0- 0	0- 0	AWAY	0- 0	0- 0	1- 2				
2- 0	0- 0	0- 0	NEUTRAL	0- 0	1- 0	1- 0				
9- 4	0- 0	0- 2	CONFERENCE	0- 0	1- 0	8- 2				
5- 2	0- 0	0- 1	HOME	0- 0	1- 0	4- 1				
4- 2	0- 0	0- 1	AWAY	0- 0	0- 0	4- 1				
0- 0	0- 0	0- 0	NEUTRAL	0- 0	0- 0	0- 0				

RPI 1-25				RPI 26-50				RPI 51-100				RPI 101+ Team's RPI: 132			
RPI	S	Opponent	Score	RPI	S	Opponent	Score	RPI	S	Opponent	Score	RPI	S	Opponent	Score
				44	A	Arkansas St.	56 83					130	N	Arkansas	67 59
				44	H	Arkansas St.	62 74					140	H	Texas-Arlington	63 52
												157	A	Ole Miss	82 78
												163	A	Little Rock	65 58
												168	A	Louisiana Tech	62 79
												186	H	Troy	56 53
												202	H	Texas St.	42 46
												205	H	South Ala.	69 50
												244	A	Appalachian St.	59 76
												244	H	Appalachian St.	60 51
												256	A	Houston	51 52
												257	H	UC Santa Barbara	61 42
												259	N	Sacred Heart	60 58
												268	A	Georgia St.	77 57
												270	A	Ga. Southern	56 39
												288	A	La.-Monroe	71 52
												288	H	La.-Monroe	52 40
												320	H	Alcorn	73 61
LAST 12 Division I GAMES:															
				44	H	Arkansas St.	62 74			205	H	South Ala.	69	50	
				244	A	Appalachian St.	59 76			268	A	Georgia St.	77	57	
				288	H	La.-Monroe	52 40			270	A	Ga. Southern	56	39	
				140	H	Texas-Arlington	63 52			44	A	Arkansas St.	56	83	
				202	H	Texas St.	42 46			163	A	Little Rock	65	58	
				186	H	Troy	56 53			244	H	Appalachian St.	60	51	

Non-Div I Games: Southern-N.O. 81 28 Dillard 84 36

La.-Lafayette

Loss, Non-Conf, S Site, H Home A Away N Neutral

Average RPI Win:	254	WON-LOST	WINNING	LAST 10	STRENGTH OF	OPP. STRENGTH	TEAM	ADJ.	CONF.	ADJ CONF.
Average RPI Loss:	163	RECORD	PCT. RANK	GAMES	SCHEDULE	OF SCHEDULE	RPI	RPI	RPI	RPI
DIV. I ONLY	5- 13	284	3- 7	267	189	288	288	16	16	
DIV. I NON-CONF.	2- 3	201	0- 0	324	137	244	244	14	14	
TOTALS	RPI 1-25	RPI 26-50	W-L RECORDS	RPI 51-100	RPI 101-150	RPI 150+				
5- 13	0- 0	0- 1	OVERALL	0- 1	0- 4	5- 7				
3- 5	0- 0	0- 0	HOME	0- 0	0- 2	3- 3				
2- 8	0- 0	0- 1	AWAY	0- 1	0- 2	2- 4				
0- 0	0- 0	0- 0	NEUTRAL	0- 0	0- 0	0- 0				
2- 3	0- 0	0- 0	NON-CONFERENCE	0- 1	0- 1	2- 1				
1- 0	0- 0	0- 0	HOME	0- 0	0- 0	1- 0				
1- 3	0- 0	0- 0	AWAY	0- 1	0- 1	1- 1				
0- 0	0- 0	0- 0	NEUTRAL	0- 0	0- 0	0- 0				
3- 10	0- 0	0- 1	CONFERENCE	0- 0	0- 3	3- 6				
2- 5	0- 0	0- 0	HOME	0- 0	0- 2	2- 3				
1- 5	0- 0	0- 1	AWAY	0- 0	0- 1	1- 3				
0- 0	0- 0	0- 0	NEUTRAL	0- 0	0- 0	0- 0				

RPI 1-25				RPI 26-50				RPI 51-100				RPI 101+				Team's RPI: 288
RPI	S	Opponent	Score	RPI	S	Opponent	Score	RPI	S	Opponent	Score	RPI	S	Opponent	Score	
				44	A	Arkansas St.	43 66	94	A	TCU	42 80	121	A	LSU	54 61	
												132	A	La.-Lafayette	40 52	
												132	H	La.-Lafayette	52 71	
												140	H	Texas-Arlington	50 60	
												163	A	Little Rock	44 56	
												163	H	Little Rock	37 53	
												170	A	McNeese St.	62 72	
												186	H	Troy	77 73	
												202	H	Texas St.	63 59	
												205	H	South Ala.	57 63	
												244	A	Appalachian St.	52 64	
												244	H	Appalachian St.	54 57	
												268	A	Georgia St.	52 65	
												270	A	Ga. Southern	50 49	
												305	A	Southeastern La.	88 84	
												309	H	Nicholls St.	69 57	
LAST 12 Division I GAMES:																
				163	H	Little Rock	37 53					186	H	Troy	77 73	
				244	A	Appalachian St.	52 64					270	A	Ga. Southern	50 49	
				132	A	La.-Lafayette	40 52					268	A	Georgia St.	52 65	
				202	H	Texas St.	63 59					163	A	Little Rock	44 56	
				140	H	Texas-Arlington	50 60					44	A	Arkansas St.	43 66	
				205	H	South Ala.	57 63					244	H	Appalachian St.	54 57	

Non-Div I Games: LSU-Alexandria 73 42 Louisiana Col. 85 42 LSU-Shreveport 57 40 Dillard 70 46 La.-Monroe

Lafayette

Through Games Of Feb. 11, 2016

Average RPI Win:	328	WON-LOST	WINNING	LAST 10	STRENGTH OF	OPP. STRENGTH	TEAM	ADJ.	CONF.	ADJ CONF.
Average RPI Loss:	199	RECORD	PCT. RANK	GAMES	SCHEDULE	OF SCHEDULE	RPI	RPI	RPI	RPI
DIV. I ONLY	5- 17	298	3- 7	313	322	330	330	28	28	
DIV. I NON-CONF.	2- 8	290	0- 1	291	303	336	336	28	28	
TOTALS	RPI 1-25	RPI 26-50	W-L RECORDS	RPI 51-100	RPI 101-150	RPI 150+				
5- 17	0- 1	0- 1	OVERALL	0- 2	0- 0	5- 13				
3- 6	0- 1	0- 0	HOME	0- 1	0- 0	3- 4				
2- 9	0- 0	0- 1	AWAY	0- 1	0- 0	2- 7				
0- 2	0- 0	0- 0	NEUTRAL	0- 0	0- 0	0- 2				
2- 8	0- 1	0- 1	NON-CONFERENCE	0- 0	0- 0	2- 6				
2- 1	0- 1	0- 0	HOME	0- 0	0- 0	2- 0				
0- 5	0- 0	0- 1	AWAY	0- 0	0- 0	0- 4				
0- 2	0- 0	0- 0	NEUTRAL	0- 0	0- 0	0- 2				
3- 9	0- 0	0- 0	CONFERENCE	0- 2	0- 0	3- 7				
1- 5	0- 0	0- 0	HOME	0- 1	0- 0	1- 4				
2- 4	0- 0	0- 0	AWAY	0- 1	0- 0	2- 3				
0- 0	0- 0	0- 0	NEUTRAL	0- 0	0- 0	0- 0				

RPI 1-25				RPI 26-50				RPI 51-100				RPI 101+ Team's RPI: 330			
RPI	S	Opponent	Score	RPI	S	Opponent	Score	RPI	S	Opponent	Score	RPI	S	Opponent	Score
23	H	Duquesne	65 73	43	A	Penn	37 54	72	A	Army West Point	57 84	160	A	Fordham	49 61
								72	H	Army West Point	45 78	195	A	Delaware	47 67
												204	A	Lehigh	74 82
												206	A	Hartford	50 55
												222	N	Richmond	46 54
												252	N	Coppin St.	57 64
												254	H	Navy	58 65
												255	A	Loyola Maryland	65 66
												255	H	Loyola Maryland	51 55
												263	A	Holy Cross	49 66
												263	H	Holy Cross	54 57
												265	A	American	60 51
												296	H	Colgate	59 72
												333	H	Saint Peter's	72 69
												342	A	Wagner	48 69
												344	H	St. Francis Brooklyn	77 59
												348	A	Boston U.	71 64
												348	H	Boston U.	71 56
LAST 12 Division I GAMES:															
263	H	Holy Cross	54 57	254	H	Navy	58 65								
348	A	Boston U.	71 64	263	A	Holy Cross	49 66								
72	A	Army West Point	57 84	348	H	Boston U.	71 56								
255	H	Loyola Maryland	51 55	72	H	Army West Point	45 78								
204	A	Lehigh	74 82	255	A	Loyola Maryland	65 66								
265	A	American	60 51	252	N	Coppin St.	57 64								

Non-Div I Games:

Lafayette

■ Loss,
 ■ Non-Conf,
 S Site,
 ■ Home
 ■ Away
 N Neutral

Average RPI Win: 253	WON-LOST	WINNING	LAST 10	STRENGTH OF	OPP. STRENGTH	TEAM	ADJ.	CONF.	ADJ CONF.
Average RPI Loss: 175	RECORD	PCT. RANK	GAMES	SCHEDULE	OF SCHEDULE	RPI	RPI	RPI	RPI
DIV. I ONLY	6- 14	277	4- 6	224	241	280	280	27	27
DIV. I NON-CONF.	0- 7	338	0- 0	162	79	320	320	26	26
TOTALS	RPI 1-25	RPI 26-50	W-L RECORDS	RPI 51-100	RPI 101-150	RPI 150+			
6- 14	0- 1	0- 1	OVERALL	1- 2	0- 2	5- 8			
5- 3	0- 0	0- 0	HOME	1- 0	0- 1	4- 2			
1- 11	0- 1	0- 1	AWAY	0- 2	0- 1	1- 6			
0- 0	0- 0	0- 0	NEUTRAL	0- 0	0- 0	0- 0			
0- 7	0- 1	0- 1	NON-CONFERENCE	0- 1	0- 0	0- 4			
0- 1	0- 0	0- 0	HOME	0- 0	0- 0	0- 1			
0- 6	0- 1	0- 1	AWAY	0- 1	0- 0	0- 3			
0- 0	0- 0	0- 0	NEUTRAL	0- 0	0- 0	0- 0			
6- 7	0- 0	0- 0	CONFERENCE	1- 1	0- 2	5- 4			
5- 2	0- 0	0- 0	HOME	1- 0	0- 1	4- 1			
1- 5	0- 0	0- 0	AWAY	0- 1	0- 1	1- 3			
0- 0	0- 0	0- 0	NEUTRAL	0- 0	0- 0	0- 0			

RPI 1-25				RPI 26-50				RPI 51-100				RPI 101+ Team's RPI: 280			
RPI	S	Opponent	Score	RPI	S	Opponent	Score	RPI	S	Opponent	Score	RPI	S	Opponent	Score
16	A	Oklahoma St.	45 90	33	A	Missouri	57 91	63	A	Abilene Christian	62 90	128	A	Central Ark.	49 74
								63	H	Abilene Christian	63 54	134	H	Northwestern St.	51 73
								70	A	Utah	67 71	156	A	Loyola Chicago	71 82
												217	H	Canisius	55 57
												234	A	Houston Baptist	66 77
												234	H	Houston Baptist	77 70
												237	A	Stephen F. Austin	64 60
												240	H	Sam Houston St.	76 78
												267	A	Northern Ariz.	63 75
												271	A	Prairie View	72 80
												305	A	Southeastern La.	66 73
												309	A	Nicholls St.	59 69
												321	H	A&M-Corpus Christi	75 70
												322	H	Incarinate Word	59 49
												340	H	New Orleans	79 52
LAST 12 Division I GAMES:															
234	A	Houston Baptist	66 77	237	A	Stephen F. Austin	64 60								
322	H	Incarinate Word	59 49	134	H	Northwestern St.	51 73								
63	H	Abilene Christian	63 54	305	A	Southeastern La.	66 73								
63	A	Abilene Christian	62 90	128	A	Central Ark.	49 74								
240	H	Sam Houston St.	76 78	321	H	A&M-Corpus Christi	75 70								
234	H	Houston Baptist	77 70	340	H	New Orleans	79 52								

Non-Div I Games: Howard Payne 88 50 Schreiner 60 41 Tex. A&M-Kingsville 82 66 Louisiana Col. 99 34
Lamar

Loss, Non-Conf, S Site, H Home A Away N Neutral

Average RPI Win: 283	WON-LOST	WINNING	LAST 10	STRENGTH OF	OPP. STRENGTH	TEAM	ADJ.	CONF.	ADJ CONF.
Average RPI Loss: 141	RECORD	PCT. RANK	GAMES	SCHEDULE	OF SCHEDULE	RPI	RPI	RPI	RPI
DIV. I ONLY	14- 8	99	7- 3	328	259	204	204	28	28
DIV. I NON-CONF.	6- 4	125	0- 0	335	167	234	234	28	28
TOTALS	RPI 1-25	RPI 26-50	W-L RECORDS	RPI 51-100	RPI 101-150	RPI 150+			
14- 8	0- 0	0- 0	OVERALL	0- 5	0- 0	14- 3			
7- 4	0- 0	0- 0	HOME	0- 3	0- 0	7- 1			
7- 4	0- 0	0- 0	AWAY	0- 2	0- 0	7- 2			
0- 0	0- 0	0- 0	NEUTRAL	0- 0	0- 0	0- 0			
6- 4	0- 0	0- 0	NON-CONFERENCE	0- 2	0- 0	6- 2			
3- 2	0- 0	0- 0	HOME	0- 2	0- 0	3- 0			
3- 2	0- 0	0- 0	AWAY	0- 0	0- 0	3- 2			
0- 0	0- 0	0- 0	NEUTRAL	0- 0	0- 0	0- 0			
8- 4	0- 0	0- 0	CONFERENCE	0- 3	0- 0	8- 1			
4- 2	0- 0	0- 0	HOME	0- 1	0- 0	4- 1			
4- 2	0- 0	0- 0	AWAY	0- 2	0- 0	4- 0			
0- 0	0- 0	0- 0	NEUTRAL	0- 0	0- 0	0- 0			

RPI S	RPI 1-25	Opponent	Score	RPI S	RPI 26-50	Opponent	Score	RPI S	RPI 51-100	Opponent	Score	RPI S	RPI 101+	Opponent	Score	Team's RPI: 204
								62	H	Villanova	44 65	161	A	Illinois	67 76	
								72	A	Army West Point	39 63	165	A	Hampton	63 56	
								91	A	Bucknell	77 80	219	H	Montana	80 53	
								91	H	Bucknell	54 67	254	A	Navy	51 48	
								93	H	Saint Joseph's	62 63	255	A	Loyola Maryland	76 68	
												255	H	Loyola Maryland	66 48	
												263	H	Holy Cross	61 58	
												265	A	American	61 52	
												265	H	American	55 59	
												273	H	Monmouth	95 88	
												291	A	Rider	60 61	
												307	A	Delaware St.	83 49	
												330	H	Lafayette	82 74	
												333	H	Saint Peter's	74 42	
												343	A	NJIT	75 47	
												348	A	Boston U.	73 66	
												348	H	Boston U.	72 48	
LAST 12 Division I GAMES:																
								91	H	Bucknell	54 67	263	H	Holy Cross	61 58	
								265	A	American	61 52	91	A	Bucknell	77 80	
								255	A	Loyola Maryland	76 68	265	H	American	55 59	
								348	H	Boston U.	72 48	255	H	Loyola Maryland	66 48	
								330	H	Lafayette	82 74	348	A	Boston U.	73 66	
								254	A	Navy	51 48	72	A	Army West Point	39 63	

Non-Div I Games: Kutztown 81 51

Lehigh

Average RPI Win:	245	WON-LOST	WINNING	LAST 10	STRENGTH OF	OPP. STRENGTH	TEAM	ADJ.	CONF.	ADJ CONF.
Average RPI Loss:	86	RECORD	PCT. RANK	GAMES	SCHEDULE	OF SCHEDULE	RPI	RPI	RPI	RPI
DIV. I ONLY	14- 8	99	9- 1	128	206	102	102	26	26	
DIV. I NON-CONF.	2- 6	272	0- 0	13	3	135	135	29	29	
TOTALS	RPI 1-25	RPI 26-50	W-L RECORDS	RPI 51-100	RPI 101-150	RPI 150+				
14- 8	0- 1	0- 3	OVERALL	1- 2	1- 0	12- 2				
8- 2	0- 0	0- 2	HOME	1- 0	1- 0	6- 0				
6- 4	0- 0	0- 1	AWAY	0- 1	0- 0	6- 2				
0- 2	0- 1	0- 0	NEUTRAL	0- 1	0- 0	0- 0				
2- 6	0- 1	0- 3	NON-CONFERENCE	1- 2	0- 0	1- 0				
1- 2	0- 0	0- 2	HOME	1- 0	0- 0	0- 0				
1- 2	0- 0	0- 1	AWAY	0- 1	0- 0	1- 0				
0- 2	0- 1	0- 0	NEUTRAL	0- 1	0- 0	0- 0				
12- 2	0- 0	0- 0	CONFERENCE	0- 0	1- 0	11- 2				
7- 0	0- 0	0- 0	HOME	0- 0	1- 0	6- 0				
5- 2	0- 0	0- 0	AWAY	0- 0	0- 0	5- 2				
0- 0	0- 0	0- 0	NEUTRAL	0- 0	0- 0	0- 0				

RPI S	Opponent	Score	RPI S	Opponent	Score	RPI S	Opponent	Score	RPI S	Opponent	Score	Team's RPI: 102
5 N	Ohio St.	65 75	26 H	Seton Hall	56 92	51 A	James Madison	56 72	140 H	UNC Asheville	71 53	
			39 H	North Carolina St.	53 61	67 H	Elon	72 63	216 A	Radford	49 43	
			47 A	Duke	41 79	73 N	California	72 77	216 H	Radford	67 53	
									218 A	Presbyterian	42 60	
									225 A	Gardner-Webb	57 61	
									225 H	Gardner-Webb	73 51	
									241 H	High Point	56 43	
									244 A	Appalachian St.	74 68	
									282 A	Campbell	62 52	
									282 H	Campbell	67 55	
									295 A	Coastal Caro.	65 63	
									300 A	Charleston So.	59 49	
									300 H	Charleston So.	51 40	
									311 A	Longwood	72 67	
									313 H	Winthrop	77 61	
LAST 12 Division I GAMES:												
			282 H	Campbell	67 55		295 A	Coastal Caro.	65 63			
			216 H	Radford	67 53		313 H	Winthrop	77 61			
			300 A	Charleston So.	59 49		218 A	Presbyterian	42 60			
			241 H	High Point	56 43		140 H	UNC Asheville	71 53			
			225 H	Gardner-Webb	73 51		216 A	Radford	49 43			
			311 A	Longwood	72 67		282 A	Campbell	62 52			

Non-Div I Games: Shepherd 69 57

Liberty

■ Loss,
■ Non-Conf,
■ S Site,
■ H Home
■ A Away
N Neutral

Average RPI Win:	296	WON-LOST	WINNING	LAST 10	STRENGTH OF	OPP. STRENGTH	TEAM	ADJ.	CONF.	ADJ CONF.
Average RPI Loss:	206	RECORD	PCT. RANK	GAMES	SCHEDULE	OF SCHEDULE	RPI	RPI	RPI	RPI
DIV. I ONLY	3- 20	336	1- 9	246	339	335	335	29	29	
DIV. I NON-CONF.	2- 12	311	0- 3	201	341	314	314	27	27	
TOTALS	RPI 1-25	RPI 26-50	W-L RECORDS	RPI 51-100	RPI 101-150	RPI 150+				
3- 20	0- 0	0- 0	OVERALL	0- 3	0- 2	3- 15				
2- 9	0- 0	0- 0	HOME	0- 3	0- 1	2- 5				
1- 10	0- 0	0- 0	AWAY	0- 0	0- 1	1- 9				
0- 1	0- 0	0- 0	NEUTRAL	0- 0	0- 0	0- 1				
2- 12	0- 0	0- 0	NON-CONFERENCE	0- 2	0- 2	2- 8				
1- 6	0- 0	0- 0	HOME	0- 2	0- 1	1- 3				
1- 5	0- 0	0- 0	AWAY	0- 0	0- 1	1- 4				
0- 1	0- 0	0- 0	NEUTRAL	0- 0	0- 0	0- 1				
1- 8	0- 0	0- 0	CONFERENCE	0- 1	0- 0	1- 7				
1- 3	0- 0	0- 0	HOME	0- 1	0- 0	1- 2				
0- 5	0- 0	0- 0	AWAY	0- 0	0- 0	0- 5				
0- 0	0- 0	0- 0	NEUTRAL	0- 0	0- 0	0- 0				

RPI S	Opponent	Score	RPI S	Opponent	Score	RPI S	Opponent	Score	RPI S	Opponent	Score	Team's RPI: 335
						58	H Western Ky.	56 64	101	A Wright St.	65 92	
						64	H Ball St.	60 72	107	H Belmont	68 90	
						65	H FGCU	39 71	151	A Alabama	49 68	
									167	A Jacksonville	51 81	
									175	H Stetson	62 83	
									196	H Southeast Mo. St.	69 84	
									227	A USC Upstate	71 93	
									227	H USC Upstate	54 81	
									233	N Texas Southern	62 66	
									255	H Loyola Maryland	52 57	
									266	A Tennessee St.	65 77	
									270	A Ga. Southern	66 55	
									272	A Tennessee Tech	70 81	
									276	H Murray St.	93 85	
									292	A Kennesaw St.	54 55	
									294	H Morehead St.	77 92	
									302	A North Florida	70 78	
									328	A Jackson St.	52 53	
									343	A NJIT	51 61	
									343	H NJIT	63 49	
LAST 12 Division I GAMES:												
343	H NJIT	63 49	302	A North Florida	70 78							
227	A USC Upstate	71 93	167	A Jacksonville	51 81							
343	A NJIT	51 61	292	A Kennesaw St.	54 55							
227	H USC Upstate	54 81	328	A Jackson St.	52 53							
175	H Stetson	62 83	151	A Alabama	49 68							
65	H FGCU	39 71	58	H Western Ky.	56 64							

Non-Div I Games: North Ala. 88 67

Lipscomb

Loss, Non-Conf, S Site, H Home A Away N Neutral

Little Rock

Through Games Of Feb. 11, 2016

Average RPI Win:	214	WON-LOST	WINNING	LAST 10	STRENGTH OF	OPP. STRENGTH	TEAM	ADJ.	CONF.	ADJ CONF.
Average RPI Loss:	100	RECORD	PCT. RANK	GAMES	SCHEDULE	OF SCHEDULE	RPI	RPI	RPI	RPI
DIV. I ONLY	11- 11	171	8- 2	135	116	163	163	16	16	
DIV. I NON-CONF.	2- 7	280	0- 0	34	8	187	187	14	14	
TOTALS	RPI 1-25	RPI 26-50	W-L RECORDS	RPI 51-100	RPI 101-150	RPI 150+				
11- 11	0- 2	0- 2	OVERALL	0- 2	3- 2	8- 3				
7- 5	0- 1	0- 0	HOME	0- 1	1- 2	6- 1				
4- 6	0- 1	0- 2	AWAY	0- 1	2- 0	2- 2				
0- 0	0- 0	0- 0	NEUTRAL	0- 0	0- 0	0- 0				
2- 7	0- 2	0- 1	NON-CONFERENCE	0- 2	2- 1	0- 1				
1- 4	0- 1	0- 0	HOME	0- 1	1- 1	0- 1				
1- 3	0- 1	0- 1	AWAY	0- 1	1- 0	0- 0				
0- 0	0- 0	0- 0	NEUTRAL	0- 0	0- 0	0- 0				
9- 4	0- 0	0- 1	CONFERENCE	0- 0	1- 1	8- 2				
6- 1	0- 0	0- 0	HOME	0- 0	0- 1	6- 0				
3- 3	0- 0	0- 1	AWAY	0- 0	1- 0	2- 2				
0- 0	0- 0	0- 0	NEUTRAL	0- 0	0- 0	0- 0				

RPI 1-25				RPI 26-50				RPI 51-100				RPI 101+ Team's RPI: 163			
RPI	S	Opponent	Score	RPI	S	Opponent	Score	RPI	S	Opponent	Score	RPI	S	Opponent	Score
8	H	Texas	56 66	35	A	Oklahoma	52 65	83	A	Tulane	53 69	115	H	Memphis	61 53
15	A	Texas A&M	39 69	44	A	Arkansas St.	53 66	88	H	Missouri St.	58 64	121	H	LSU	51 57
												132	H	La.-Lafayette	58 65
												140	A	Texas-Arlington	59 55
												148	A	Oral Roberts	66 52
												184	H	Tulsa	63 74
												186	A	Troy	71 78
												186	H	Troy	79 64
												202	A	Texas St.	57 67
												205	A	South Ala.	47 34
												205	H	South Ala.	74 43
												244	H	Appalachian St.	67 50
												268	H	Georgia St.	59 32
												270	H	Ga. Southern	69 36
												288	A	La.-Monroe	53 37
												288	H	La.-Monroe	56 44
LAST 12 Division I GAMES:															
288	A	La.-Monroe	53 37	202	A	Texas St.	57 67								
205	H	South Ala.	74 43	44	A	Arkansas St.	53 66								
186	H	Troy	79 64	244	H	Appalachian St.	67 50								
268	H	Georgia St.	59 32	288	H	La.-Monroe	56 44								
270	H	Ga. Southern	69 36	132	H	La.-Lafayette	58 65								
140	A	Texas-Arlington	59 55	186	A	Troy	71 78								

Non-Div I Games:

Little Rock

Loss, Non-Conf, S Site, H Home A Away N Neutral

Average RPI Win:	236	WON-LOST	WINNING	LAST 10	STRENGTH OF	OPP. STRENGTH	TEAM	ADJ.	CONF.	ADJ CONF.
Average RPI Loss:	99	RECORD	PCT. RANK	GAMES	SCHEDULE	OF SCHEDULE	RPI	RPI	RPI	RPI
DIV. I ONLY	17- 6	49	7- 3	327	123	154	154	22	22	
DIV. I NON-CONF.	11- 3	54	3- 0	312	41	121	121	22	22	
TOTALS	RPI 1-25	RPI 26-50	W-L RECORDS	RPI 51-100	RPI 101-150	RPI 150+				
17- 6	0- 1	1- 0	OVERALL	0- 1	1- 4	15- 0				
8- 3	0- 0	1- 0	HOME	0- 1	0- 2	7- 0				
7- 3	0- 1	0- 0	AWAY	0- 0	0- 2	7- 0				
2- 0	0- 0	0- 0	NEUTRAL	0- 0	1- 0	1- 0				
11- 3	0- 1	1- 0	NON-CONFERENCE	0- 0	1- 2	9- 0				
5- 1	0- 0	1- 0	HOME	0- 0	0- 1	4- 0				
4- 2	0- 1	0- 0	AWAY	0- 0	0- 1	4- 0				
2- 0	0- 0	0- 0	NEUTRAL	0- 0	1- 0	1- 0				
6- 3	0- 0	0- 0	CONFERENCE	0- 1	0- 2	6- 0				
3- 2	0- 0	0- 0	HOME	0- 1	0- 1	3- 0				
3- 1	0- 0	0- 0	AWAY	0- 0	0- 1	3- 0				
0- 0	0- 0	0- 0	NEUTRAL	0- 0	0- 0	0- 0				

RPI S	Opponent	Score	RPI S	Opponent	Score	RPI S	Opponent	Score	RPI S	Opponent	Score	Team's RPI: 154
25	A Southern California	43 69	31	H UTEP	47 40	74	H UC Riverside	60 78	114	H San Francisco	52 66	
									121	A LSU	53 59	
									129	A Hawaii	42 60	
									129	H Hawaii	55 67	
									134	N Northwestern St.	60 59	
									164	A Pacific	68 60	
									180	H Colorado	59 42	
									185	A UC Davis	75 62	
									193	H UNLV	67 63	
									194	H Cal Poly	65 53	
									247	A Seattle	69 57	
									249	H San Diego St.	74 54	
									256	A Houston	47 41	
									267	N Northern Ariz.	69 48	
									285	H CSUN	74 71	
									306	A Denver	48 41	
									324	H Portland St.	89 71	
									326	A UC Irvine	71 65	
									337	A Cal St. Fullerton	82 61	
									337	H Cal St. Fullerton	62 57	
LAST 12 Division I GAMES:												
129	A Hawaii	42 60	74	H UC Riverside	60 78							
285	H CSUN	74 71	337	A Cal St. Fullerton	82 61							
194	H Cal Poly	65 53	129	H Hawaii	55 67							
185	A UC Davis	75 62	247	A Seattle	69 57							
337	H Cal St. Fullerton	62 57	306	A Denver	48 41							
326	A UC Irvine	71 65	193	H UNLV	67 63							

Non-Div I Games:

Long Beach St.

Average RPI Win:	318	WON-LOST	WINNING	LAST 10	STRENGTH OF	OPP. STRENGTH	TEAM	ADJ.	CONF.	ADJ CONF.
Average RPI Loss:	186	RECORD	PCT. RANK	GAMES	SCHEDULE	OF SCHEDULE	RPI	RPI	RPI	RPI
DIV. I ONLY	4- 17	311	2- 8	240	304	311	311	26	26	
DIV. I NON-CONF.	1- 6	311	0- 0	165	152	284	284	29	29	
TOTALS	RPI 1-25	RPI 26-50	W-L RECORDS	RPI 51-100	RPI 101-150	RPI 150+				
4- 17	0- 1	0- 1	OVERALL	0- 2	0- 3	4- 10				
2- 6	0- 0	0- 0	HOME	0- 0	0- 2	2- 4				
2- 11	0- 0	0- 0	AWAY	0- 0	0- 1	2- 0				
0- 0	0- 0	0- 0	NEUTRAL	0- 0	0- 0	0- 0				
1- 6	0- 1	0- 1	NON-CONFERENCE	0- 2	0- 0	1- 2				
1- 0	0- 0	0- 0	HOME	0- 0	0- 0	1- 0				
0- 6	0- 1	0- 1	AWAY	0- 2	0- 0	0- 2				
0- 0	0- 0	0- 0	NEUTRAL	0- 0	0- 0	0- 0				
3- 11	0- 0	0- 0	CONFERENCE	0- 0	0- 3	3- 8				
1- 6	0- 0	0- 0	HOME	0- 0	0- 2	1- 4				
2- 5	0- 0	0- 0	AWAY	0- 0	0- 1	2- 4				
0- 0	0- 0	0- 0	NEUTRAL	0- 0	0- 0	0- 0				

RPI 1-25			RPI 26-50			RPI 51-100			RPI 101+			Team's RPI: 311
RPI	S	Opponent	Score	RPI	S	Opponent	Score	RPI	S	Opponent	Score	
7	A	Oregon St.	45 110	36	A	West Virginia	43 74	51	A	James Madison	30 88	102 H Liberty 67 72
								100	A	Virginia	46 81	140 A UNC Asheville 42 81
												140 H UNC Asheville 54 61
												216 H Radford 67 79
												218 A Presbyterian 49 75
												218 H Presbyterian 38 59
												225 A Gardner-Webb 42 67
												241 A High Point 68 79
												282 H Campbell 56 73
												287 A UNCG 60 81
												295 A Coastal Caro. 56 48
												300 A Charleston So. 58 66
												300 H Charleston So. 54 63
												307 A Delaware St. 63 88
												313 A Winthrop 63 60
												313 H Winthrop 67 60
												349 H N.C. Central 60 49
LAST 12 Division I GAMES:												
140	H	UNC Asheville	54 61	216	H	Radford	67 79					
300	A	Charleston So.	58 66	140	A	UNC Asheville	42 81					
218	A	Presbyterian	49 75	282	H	Campbell	56 73					
313	H	Winthrop	67 60	295	A	Coastal Caro.	56 48					
102	H	Liberty	67 72	313	A	Winthrop	63 60					
225	A	Gardner-Webb	42 67	300	H	Charleston So.	54 63					

Non-Div I Games: Notre Dame (MD) 83 32 N.C. Wesleyan 100 57

Longwood

Loss, Non-Conf, S Site, H Home A Away N Neutral

Average RPI Win:	221	WON-LOST	WINNING	LAST 10	STRENGTH OF	OPP. STRENGTH	TEAM	ADJ.	CONF.	ADJ CONF.
Average RPI Loss:	108	RECORD	PCT. RANK	GAMES	SCHEDULE	OF SCHEDULE	RPI	RPI	RPI	RPI
DIV. I ONLY	11- 10	156	7- 3	182	115	168	168	11	11	
DIV. I NON-CONF.	4- 6	201	0- 1	182	175	213	213	10	10	
TOTALS	RPI 1-25	RPI 26-50	W-L RECORDS	RPI 51-100	RPI 101-150	RPI 150+				
11- 10	0- 2	0- 1	OVERALL	0- 2	2- 2	9- 3				
7- 3	0- 1	0- 0	HOME	0- 0	1- 0	6- 2				
3- 6	0- 0	0- 0	AWAY	0- 2	1- 0	2- 0				
1- 1	0- 1	0- 0	NEUTRAL	0- 0	0- 0	1- 0				
4- 6	0- 2	0- 0	NON-CONFERENCE	0- 0	1- 2	3- 2				
2- 3	0- 1	0- 0	HOME	0- 0	1- 0	1- 2				
1- 2	0- 0	0- 0	AWAY	0- 0	0- 2	1- 0				
1- 1	0- 1	0- 0	NEUTRAL	0- 0	0- 0	1- 0				
7- 4	0- 0	0- 1	CONFERENCE	0- 2	1- 0	6- 1				
5- 0	0- 0	0- 0	HOME	0- 0	0- 0	5- 0				
2- 4	0- 0	0- 1	AWAY	0- 2	1- 0	1- 1				
0- 0	0- 0	0- 0	NEUTRAL	0- 0	0- 0	0- 0				

RPI 1-25				RPI 26-50				RPI 51-100				RPI 101+ Team's RPI: 168			
RPI	S	Opponent	Score	RPI	S	Opponent	Score	RPI	S	Opponent	Score	RPI	S	Opponent	Score
10	N	UCLA	57 68	31	A	UTEP	80 86	78	A	Middle Tenn.	57 68	106	A	Arizona	67 77
21	H	Mississippi St.	63 93					90	A	Charlotte	58 63	132	H	La.-Lafayette	79 62
												144	A	Old Dominion	69 51
												149	A	Wisconsin	65 79
												152	A	Southern Miss.	59 69
												152	H	Southern Miss.	72 37
												170	H	McNeese St.	71 74
												173	H	Fla. Atlantic	65 62
												212	H	North Texas	77 71
												224	A	UTSA	82 72
												237	H	Stephen F. Austin	76 44
												245	H	Rice	63 61
												271	H	Prairie View	68 77
												298	H	FIU	82 63
												306	N	Denver	58 53
												309	A	Nicholls St.	58 55
LAST 12 Division I GAMES:															
				78	A	Middle Tenn.	57 68					173	H	Fla. Atlantic	65 62
				212	H	North Texas	77 71					298	H	FIU	82 63
				245	H	Rice	63 61					90	A	Charlotte	58 63
				31	A	UTEP	80 86					144	A	Old Dominion	69 51
				224	A	UTSA	82 72					152	A	Southern Miss.	59 69
				152	H	Southern Miss.	72 37					170	H	McNeese St.	71 74

Non-Div I Games: Loyola (LA) 76 40

Louisiana Tech

■ Loss,
 ■ Non-Conf, S Site,
 ■ Home
 ■ Away
 N Neutral

Louisville

Through Games Of Feb. 11, 2016

Average RPI Win:	124	WON-LOST	WINNING	LAST 10	STRENGTH OF	OPP. STRENGTH	TEAM	ADJ.	CONF.	ADJ CONF.
Average RPI Loss:	42	RECORD	PCT. RANK	GAMES	SCHEDULE	OF SCHEDULE	RPI	RPI	RPI	RPI
DIV. I ONLY	19- 6	42	9- 1	38	22	20	20	5	5	
DIV. I NON-CONF.	8- 5	119	0- 0	78	33	81	81	5	5	
TOTALS	RPI 1-25	RPI 26-50	W-L RECORDS	RPI 51-100	RPI 101-150	RPI 150+				
19- 6	2- 2	3- 2	OVERALL	4- 2	4- 0	6- 0				
9- 2	1- 1	1- 0	HOME	2- 1	2- 0	3- 0				
9- 2	1- 1	2- 0	AWAY	2- 1	2- 0	2- 0				
1- 2	0- 0	0- 2	NEUTRAL	0- 0	0- 0	1- 0				
8- 5	0- 1	1- 2	NON-CONFERENCE	1- 2	1- 0	5- 0				
4- 1	0- 0	0- 0	HOME	1- 1	1- 0	2- 0				
3- 2	0- 1	1- 0	AWAY	0- 1	0- 0	2- 0				
1- 2	0- 0	0- 2	NEUTRAL	0- 0	0- 0	1- 0				
11- 1	2- 1	2- 0	CONFERENCE	3- 0	3- 0	1- 0				
5- 1	1- 1	1- 0	HOME	1- 0	1- 0	1- 0				
6- 0	1- 0	1- 0	AWAY	2- 0	2- 0	0- 0				
0- 0	0- 0	0- 0	NEUTRAL	0- 0	0- 0	0- 0				

RPI	S	Opponent	Score	RPI	S	Opponent	Score	RPI	S	Opponent	Score	RPI	S	Opponent	Score
1	H	Notre Dame	61 66	27	A	Michigan St.	85 78	58	A	Western Ky.	69 71	103	A	North Carolina	78 60
13	H	Florida St.	79 69	39	A	North Carolina St.	92 90	73	H	California	71 75	113	H	IUPUI	70 61
22	A	Kentucky	54 72	47	H	Duke	65 48	80	A	Georgia Tech	78 65	123	H	Wake Forest	78 54
24	A	Syracuse	71 53	48	N	Dayton	66 79	86	H	UT Martin	88 66	146	A	Pittsburgh	84 61
				49	N	Purdue	60 62	96	H	Virginia Tech	56 45	179	A	Col. of Charleston	71 67
								100	A	Virginia	59 41	183	N	Marist	65 53
												223	H	Valparaiso	75 42
												236	H	Clemson	75 33
												269	H	Dartmouth	94 52
												272	A	Tennessee Tech	76 54
LAST 12 Division I GAMES:															
146	A	Pittsburgh	84 61	39	A	North Carolina St.	92 90	100	A	Virginia	59 41				
1	H	Notre Dame	61 66	47	H	Duke	65 48	96	H	Virginia Tech	56 45	80	A	Georgia Tech	78 65
103	A	North Carolina	78 60	80	A	Georgia Tech	78 65	13	H	Florida St.	79 69				
123	H	Wake Forest	78 54												
236	H	Clemson	75 33												
24	A	Syracuse	71 53												

Non-Div I Games:

Louisville

■ Loss,
 ■ Non-Conf, S Site,
 ■ Home
 ■ Away
 N Neutral

Average RPI Win:	237	WON-LOST	WINNING	LAST 10	STRENGTH OF	OPP. STRENGTH	TEAM	ADJ.	CONF.	ADJ CONF.
Average RPI Loss:	87	RECORD	PCT. RANK	GAMES	SCHEDULE	OF SCHEDULE	RPI	RPI	RPI	RPI
DIV. I ONLY	12- 10	145	7- 3	177	111	156	156	21	21	
DIV. I NON-CONF.	4- 7	222	1- 0	86	20	148	148	17	17	
TOTALS	RPI 1-25	RPI 26-50	W-L RECORDS	RPI 51-100	RPI 101-150	RPI 150+				
12- 10	1- 1	0- 2	OVERALL	0- 5	3- 1	8- 1				
5- 6	0- 0	0- 1	HOME	0- 4	2- 1	3- 0				
7- 4	1- 1	0- 1	AWAY	0- 1	1- 0	5- 1				
0- 0	0- 0	0- 0	NEUTRAL	0- 0	0- 0	0- 0				
4- 7	1- 1	0- 2	NON-CONFERENCE	0- 3	0- 1	3- 0				
1- 4	0- 0	0- 1	HOME	0- 2	0- 1	1- 0				
3- 3	1- 1	0- 1	AWAY	0- 1	0- 0	2- 0				
0- 0	0- 0	0- 0	NEUTRAL	0- 0	0- 0	0- 0				
8- 3	0- 0	0- 0	CONFERENCE	0- 2	3- 0	5- 1				
4- 2	0- 0	0- 0	HOME	0- 2	2- 0	2- 0				
4- 1	0- 0	0- 0	AWAY	0- 0	1- 0	3- 1				
0- 0	0- 0	0- 0	NEUTRAL	0- 0	0- 0	0- 0				

RPI 1-25				RPI 26-50				RPI 51-100				RPI 101+ Team's RPI: 156			
RPI	S	Opponent	Score	RPI	S	Opponent	Score	RPI	S	Opponent	Score	RPI	S	Opponent	Score
17	A	Green Bay	51 65	27	A	Michigan St.	47 76	69	H	Central Mich.	59 68	120	H	Western Mich.	45 68
18	A	DePaul	88 75	34	H	Miami (FL)	50 77	80	A	Georgia Tech	77 84	127	H	UNI	64 60
								88	H	Missouri St.	62 73	139	A	Southern Ill.	69 68
								89	H	Northwestern	72 81	139	H	Southern Ill.	83 59
								99	H	Drake	65 81	242	A	Indiana St.	48 62
												245	A	Rice	57 50
												280	H	Lamar	82 71
												293	H	Wichita St.	60 55
												312	A	Illinois St.	57 41
												316	A	Bradley	67 54
												319	A	Evansville	63 49
												319	H	Evansville	67 54
												336	A	Eastern Ill.	86 75
LAST 12 Division I GAMES:															
319	H	Evansville	67 54	88	H	Missouri St.	62 73								
139	H	Southern Ill.	83 59	293	H	Wichita St.	60 55								
99	H	Drake	65 81	139	A	Southern Ill.	69 68								
127	H	UNI	64 60	319	A	Evansville	63 49								
312	A	Illinois St.	57 41	316	A	Bradley	67 54								
242	A	Indiana St.	48 62	245	A	Rice	57 50								

Non-Div I Games:

Loyola Chicago

■ Loss,
■ Non-Conf,
■ S Site,
■ H Home
■ A Away
N Neutral

Average RPI Win: 316		WON-LOST	WINNING	LAST 10	STRENGTH OF	OPP. STRENGTH	TEAM	ADJ.	CONF.	ADJ CONF.
Average RPI Loss: 162		RECORD	PCT. RANK	GAMES	SCHEDULE	OF SCHEDULE	RPI	RPI	RPI	RPI
DIV. I ONLY		9- 14	233	4- 6	237	342	255	255	28	28
DIV. I NON-CONF.		3- 8	258	0- 0	272	337	289	289	28	28
TOTALS	RPI 1-25		RPI 26-50		W-L RECORDS		RPI 51-100		RPI 101-150	RPI 150+
9- 14	0- 1		0- 0		OVERALL		0- 4		0- 1	9- 8
5- 5	0- 0		0- 0		HOME		0- 1		0- 0	5- 4
4- 9	0- 1		0- 0		AWAY		0- 3		0- 1	4- 4
0- 0	0- 0		0- 0		NEUTRAL		0- 0		0- 0	0- 0
3- 8	0- 1		0- 0		NON-CONFERENCE		0- 1		0- 1	3- 5
1- 3	0- 0		0- 0		HOME		0- 0		0- 0	1- 3
2- 5	0- 1		0- 0		AWAY		0- 1		0- 1	2- 2
0- 0	0- 0		0- 0		NEUTRAL		0- 0		0- 0	0- 0
6- 6	0- 0		0- 0		CONFERENCE		0- 3		0- 0	6- 3
4- 2	0- 0		0- 0		HOME		0- 1		0- 0	4- 1
2- 4	0- 0		0- 0		AWAY		0- 2		0- 0	2- 2
0- 0	0- 0		0- 0		NEUTRAL		0- 0		0- 0	0- 0

RPI 1-25				RPI 26-50				RPI 51-100				RPI 101+				Team's RPI: 255	
RPI	S	Opponent	Score	RPI	S	Opponent	Score	RPI	S	Opponent	Score	RPI	S	Opponent	Score		
11	A	Maryland	47 97					62	A	Villanova	55 67	144	A	Old Dominion	41 64		
								72	A	Army West Point	37 70	169	H	UMBC	46 52		
								72	H	Army West Point	44 52	197	H	William & Mary	61 62		
								91	A	Bucknell	64 71	204	A	Lehigh	48 66		
												204	H	Lehigh	68 76		
												210	H	Fairfield	45 71		
												231	A	Columbia	53 63		
												254	A	Navy	38 45		
												254	H	Navy	51 38		
												265	H	American	52 46		
												296	A	Colgate	65 49		
												330	A	Lafayette	55 51		
												330	H	Lafayette	66 65		
												335	A	Lipscomb	57 52		
												338	A	Mt. St. Mary's	65 63		
												344	A	St. Francis Brooklyn	54 64		
												346	H	Norfolk St.	75 67		
												348	H	Boston U.	63 54		
LAST 12 Division I GAMES:																	
				254	A	Navy	38 45	348	H	Boston U.	63 54						
				72	H	Army West Point	44 52	254	H	Navy	51 38						
				204	H	Lehigh	68 76	72	A	Army West Point	37 70						
				330	A	Lafayette	55 51	204	A	Lehigh	48 66						
				296	A	Colgate	65 49	330	H	Lafayette	66 65						
				91	A	Bucknell	64 71	265	H	American	52 46						

Non-Div I Games:

Loyola Maryland

Loss, Non-Conf, S Site, H Home A Away N Neutral

Average RPI Win:	256	WON-LOST	WINNING	LAST 10	STRENGTH OF	OPP. STRENGTH	TEAM	ADJ.	CONF.	ADJ CONF.
Average RPI Loss:	110	RECORD	PCT. RANK	GAMES	SCHEDULE	OF SCHEDULE	RPI	RPI	RPI	RPI
DIV. I ONLY	9- 16	251	3- 3	203	102	235	235	9	9	
DIV. I NON-CONF.	4- 7	222	1- 0	333	194	303	303	9	9	
TOTALS	RPI 1-25	RPI 26-50	W-L RECORDS	RPI 51-100	RPI 101-150	RPI 150+				
9- 16	0- 2	0- 1	OVERALL	0- 7	0- 2	9- 4				
5- 7	0- 1	0- 0	HOME	0- 3	0- 1	5- 2				
3- 9	0- 1	0- 1	AWAY	0- 4	0- 1	3- 2				
1- 0	0- 0	0- 0	NEUTRAL	0- 0	0- 0	1- 0				
4- 7	0- 0	0- 1	NON-CONFERENCE	0- 1	0- 1	4- 4				
2- 2	0- 0	0- 0	HOME	0- 0	0- 0	2- 2				
1- 5	0- 0	0- 1	AWAY	0- 1	0- 1	1- 2				
1- 0	0- 0	0- 0	NEUTRAL	0- 0	0- 0	1- 0				
5- 9	0- 2	0- 0	CONFERENCE	0- 6	0- 1	5- 0				
3- 5	0- 1	0- 0	HOME	0- 3	0- 1	3- 0				
2- 4	0- 1	0- 0	AWAY	0- 3	0- 0	2- 0				
0- 0	0- 0	0- 0	NEUTRAL	0- 0	0- 0	0- 0				

RPI 1-25				RPI 26-50				RPI 51-100				RPI 101+ Team's RPI: 235			
RPI	S	Opponent	Score	RPI	S	Opponent	Score	RPI	S	Opponent	Score	RPI	S	Opponent	Score
14	A	BYU	61 75	33	A	Missouri	48 80	54	H	Santa Clara	56 57	114	H	San Francisco	73 75
14	H	BYU	75 82					59	A	St. Mary's (CA)	57 72	129	A	Hawaii	51 65
								71	A	San Diego	58 82	164	A	Pacific	63 60
								71	H	San Diego	67 75	164	H	Pacific	96 88
								74	A	UC Riverside	62 80	180	A	Colorado	81 92
								87	A	Gonzaga	68 83	194	A	Cal Poly	58 70
								87	H	Gonzaga	59 66	247	H	Seattle	69 78
												249	H	San Diego St.	92 65
												253	H	Pepperdine	79 69
												257	A	UC Santa Barbara	70 63
												283	A	Portland	77 62
												283	H	Portland	62 52
												326	H	UC Irvine	95 50
												327	N	Nevada	69 58
												337	H	Cal St. Fullerton	73 75
LAST 12 Division I GAMES:															
326	H	UC Irvine	95 50	71	A	San Diego	58 82								
164	H	Pacific	96 88	14	A	BYU	61 75								
283	A	Portland	77 62	54	H	Santa Clara	56 57								
87	A	Gonzaga	68 83	114	H	San Francisco	73 75								
71	H	San Diego	67 75	164	A	Pacific	63 60								
14	H	BYU	75 82	59	A	St. Mary's (CA)	57 72								

Non-Div I Games:

Loyola Marymount

■ Loss,
 ■ Non-Conf,
 ■ S Site,
 ■ H Home
 ■ A Away
 N Neutral

Average RPI Win:	225	WON-LOST	WINNING	LAST 10	STRENGTH OF	OPP. STRENGTH	TEAM	ADJ.	CONF.	ADJ CONF.
Average RPI Loss:	91	RECORD	PCT. RANK	GAMES	SCHEDULE	OF SCHEDULE	RPI	RPI	RPI	RPI
DIV. I ONLY	19- 7	58	9- 1	265	132	92	92	15	15	
DIV. I NON-CONF.	8- 6	136	0- 0	248	44	128	128	18	18	
TOTALS	RPI 1-25	RPI 26-50	W-L RECORDS	RPI 51-100	RPI 101-150	RPI 150+				
19- 7	0- 0	0- 2	OVERALL	1- 2	3- 2	15- 1				
9- 0	0- 0	0- 0	HOME	0- 0	1- 0	8- 0				
8- 6	0- 0	0- 1	AWAY	0- 2	1- 2	7- 1				
2- 1	0- 0	0- 1	NEUTRAL	1- 0	1- 0	0- 0				
8- 6	0- 0	0- 2	NON-CONFERENCE	1- 1	2- 2	5- 1				
3- 0	0- 0	0- 0	HOME	0- 0	0- 0	3- 0				
3- 5	0- 0	0- 1	AWAY	0- 1	1- 2	2- 1				
2- 1	0- 0	0- 1	NEUTRAL	1- 0	1- 0	0- 0				
11- 1	0- 0	0- 0	CONFERENCE	0- 1	1- 0	10- 0				
6- 0	0- 0	0- 0	HOME	0- 0	1- 0	5- 0				
5- 1	0- 0	0- 0	AWAY	0- 1	0- 0	5- 0				
0- 0	0- 0	0- 0	NEUTRAL	0- 0	0- 0	0- 0				

RPI 1-25				RPI 26-50				RPI 51-100				Team's RPI: 92	RPI 101+			
RPI	S	Opponent	Score	RPI	S	Opponent	Score	RPI	S	Opponent	Score		RPI	S	Opponent	Score
				48	N	Dayton	37 58	52	A	Albany (NY)	59 64		103	A	North Carolina	58 59
				49	A	Purdue	33 56	81	A	Minnesota	64 91		104	A	Boston College	48 55
								88	N	Missouri St.	69 65		121	N	LSU	52 41
													124	H	Stony Brook	55 52
													142	A	Harvard	64 53
													169	A	UMBC	72 38
													169	H	UMBC	65 55
													198	A	Northeastern	44 56
													206	H	Hartford	61 43
													213	H	Bryant	76 38
													228	A	Binghamton	52 38
													236	H	Clemson	75 42
													258	A	New Hampshire	62 52
													258	H	New Hampshire	59 55
													269	A	Dartmouth	59 41
													277	H	Central Conn. St.	62 42
													286	A	Vermont	62 41
													286	H	Vermont	63 51
													315	A	UMass Lowell	73 46
													315	H	UMass Lowell	74 44
													318	A	North Dakota St.	82 51
LAST 12 Division I GAMES:																
				315	A	UMass Lowell	73 46	124	H	Stony Brook	55 52					
				258	H	New Hampshire	59 55	258	A	New Hampshire	62 52					
				169	A	UMBC	72 38	52	A	Albany (NY)	59 64					
				286	H	Vermont	63 51	315	H	UMass Lowell	74 44					
				228	A	Binghamton	52 38	169	H	UMBC	65 55					
				206	H	Hartford	61 43	286	A	Vermont	62 41					

Non-Div I Games: Colby 82 42

Maine

■ Loss,
 ■ Non-Conf,
 ■ S Site,
 ■ Home
 ■ A Away
 N Neutral

Average RPI Win: 233	WON-LOST	WINNING	LAST 10	STRENGTH OF	OPP. STRENGTH	TEAM	ADJ.	CONF.	ADJ CONF.
Average RPI Loss: 202	RECORD	PCT. RANK	GAMES	SCHEDULE	OF SCHEDULE	RPI	RPI	RPI	RPI
DIV. I ONLY	11- 12	181	5- 4	278	274	232	232	23	23
DIV. I NON-CONF.	3- 6	234	0- 0	295	299	295	295	24	24
TOTALS	RPI 1-25	RPI 26-50	W-L RECORDS	RPI 51-100	RPI 101-150	RPI 150+			
11- 12	0- 0	0- 0	OVERALL	0- 1	2- 2	9- 9			
6- 5	0- 0	0- 0	HOME	0- 1	1- 0	5- 4			
5- 7	0- 0	0- 0	AWAY	0- 0	1- 2	4- 5			
0- 0	0- 0	0- 0	NEUTRAL	0- 0	0- 0	0- 0			
3- 6	0- 0	0- 0	NON-CONFERENCE	0- 1	0- 1	3- 4			
2- 2	0- 0	0- 0	HOME	0- 1	0- 0	2- 1			
1- 4	0- 0	0- 0	AWAY	0- 0	0- 1	1- 3			
0- 0	0- 0	0- 0	NEUTRAL	0- 0	0- 0	0- 0			
8- 6	0- 0	0- 0	CONFERENCE	0- 0	2- 1	6- 5			
4- 3	0- 0	0- 0	HOME	0- 0	1- 0	3- 3			
4- 3	0- 0	0- 0	AWAY	0- 0	1- 1	3- 2			
0- 0	0- 0	0- 0	NEUTRAL	0- 0	0- 0	0- 0			

RPI 1-25			RPI 26-50			RPI 51-100				RPI 101+			Team's RPI: 232		
RPI	S	Opponent	Score	RPI	S	Opponent	Score	RPI	S	Opponent	Score	RPI	S	Opponent	Score
								91	H	Bucknell	56 61	109	A	Yale	36 62
												112	A	Iona	56 67
												112	H	Iona	63 56
												117	A	Quinnipiac	52 42
												153	H	Brown	80 56
												160	H	Fordham	49 60
												183	A	Marist	64 59
												183	H	Marist	73 79
												210	A	Fairfield	70 55
												210	H	Fairfield	57 59
												217	H	Canisius	77 55
												221	A	Siena	59 60
												258	A	New Hampshire	57 72
												263	A	Holy Cross	44 58
												265	A	American	48 52
												273	A	Monmouth	62 72
												273	H	Monmouth	56 57
												290	H	Niagara	80 62
												291	A	Rider	74 70
												310	A	Fairleigh Dickinson	85 78
												333	H	Saint Peter's	64 47
												344	H	St. Francis Brooklyn	61 53
LAST 12 Division I GAMES:															
273	H	Monmouth	56 57	112	H	Iona	63 56								
183	A	Marist	64 59	210	H	Fairfield	57 59								
217	H	Canisius	77 55	183	H	Marist	73 79								
273	A	Monmouth	62 72	221	A	Siena	59 60								
291	A	Rider	74 70	210	A	Fairfield	70 55								
333	H	Saint Peter's	64 47	112	A	Iona	56 67								

Non-Div I Games:

Manhattan

Average RPI Win:	254	WON-LOST	WINNING	LAST 10	STRENGTH OF	OPP. STRENGTH	TEAM	ADJ.	CONF.	ADJ CONF.
Average RPI Loss:	114	RECORD	PCT. RANK	GAMES	SCHEDULE	OF SCHEDULE	RPI	RPI	RPI	RPI
DIV. I ONLY	12- 12	171	8- 2	178	210	183	183	23	23	
DIV. I NON-CONF.	1- 9	325	0- 0	49	85	240	240	24	24	
TOTALS	RPI 1-25	RPI 26-50	W-L RECORDS	RPI 51-100	RPI 101-150	RPI 150+				
12- 12	0- 1	0- 2	OVERALL	0- 3	2- 3	10- 3				
7- 4	0- 0	0- 1	HOME	0- 1	2- 0	5- 2				
5- 5	0- 0	0- 1	AWAY	0- 1	0- 2	5- 1				
0- 3	0- 1	0- 0	NEUTRAL	0- 1	0- 1	0- 0				
1- 9	0- 1	0- 2	NON-CONFERENCE	0- 3	0- 2	1- 1				
0- 3	0- 0	0- 1	HOME	0- 1	0- 0	0- 1				
1- 3	0- 0	0- 1	AWAY	0- 1	0- 1	1- 0				
0- 3	0- 1	0- 0	NEUTRAL	0- 1	0- 1	0- 0				
11- 3	0- 0	0- 0	CONFERENCE	0- 0	2- 1	9- 2				
7- 1	0- 0	0- 0	HOME	0- 0	2- 0	5- 1				
4- 2	0- 0	0- 0	AWAY	0- 0	0- 1	4- 1				
0- 0	0- 0	0- 0	NEUTRAL	0- 0	0- 0	0- 0				

RPI 1-25				RPI 26-50				RPI 51-100				RPI 101+				Team's RPI: 183	
RPI	S	Opponent	Score	RPI	S	Opponent	Score	RPI	S	Opponent	Score	RPI	S	Opponent	Score		
20	N	Louisville	53 65	30	A	St. John's (NY)	47 61	56	A	South Dakota St.	68 77	112	A	Iona	49 69		
				45	H	Princeton	44 77	76	H	Hofstra	67 71	112	H	Iona	62 61		
								88	N	Missouri St.	45 77	117	H	Quinnipiac	56 47		
												119	A	Creighton	46 89		
												121	N	LSU	49 72		
												195	H	Delaware	50 56		
												210	A	Fairfield	72 57		
												221	H	Siena	66 37		
												232	A	Manhattan	79 73		
												232	H	Manhattan	59 64		
												273	A	Monmouth	52 60		
												273	H	Monmouth	78 55		
												290	H	Niagara	63 50		
												291	A	Rider	74 56		
												291	H	Rider	66 54		
												333	A	Saint Peter's	74 55		
												333	H	Saint Peter's	69 46		
												348	A	Boston U.	73 54		
LAST 12 Division I GAMES:																	
232	H	Manhattan	59 64	273	H	Monmouth	78 55										
333	A	Saint Peter's	74 55	112	H	Iona	62 61										
291	A	Rider	74 56	232	A	Manhattan	79 73										
221	H	Siena	66 37	273	A	Monmouth	52 60										
333	H	Saint Peter's	69 46	112	A	Iona	49 69										
290	H	Niagara	63 50	291	H	Rider	66 54										

Non-Div I Games:

Marist

■ Loss,
 ■ Non-Conf,
 ■ S Site,
 ■ H Home
 ■ A Away
 N Neutral

Average RPI Win:	147	WON-LOST	WINNING	LAST 10	STRENGTH OF	OPP. STRENGTH	TEAM	ADJ.	CONF.	ADJ CONF.
Average RPI Loss:	62	RECORD	PCT. RANK	GAMES	SCHEDULE	OF SCHEDULE	RPI	RPI	RPI	RPI
DIV. I ONLY	11- 13	196	6- 4	24	63	85	85	6	6	
DIV. I NON-CONF.	5- 6	180	0- 0	23	65	90	90	6	6	
TOTALS	RPI 1-25	RPI 26-50	W-L RECORDS	RPI 51-100	RPI 101-150	RPI 150+				
11- 13	0- 4	2- 2	OVERALL	1- 3	3- 4	5- 0				
7- 3	0- 1	2- 0	HOME	1- 1	3- 1	1- 0				
3- 10	0- 3	0- 2	AWAY	0- 2	0- 3	3- 0				
1- 0	0- 0	0- 0	NEUTRAL	0- 0	0- 0	1- 0				
5- 6	0- 3	0- 0	NON-CONFERENCE	1- 1	1- 2	3- 0				
2- 2	0- 1	0- 0	HOME	1- 0	1- 1	0- 0				
2- 4	0- 2	0- 0	AWAY	0- 1	0- 1	2- 0				
1- 0	0- 0	0- 0	NEUTRAL	0- 0	0- 0	1- 0				
6- 7	0- 1	2- 2	CONFERENCE	0- 2	2- 2	2- 0				
5- 1	0- 0	2- 0	HOME	0- 1	2- 0	1- 0				
1- 6	0- 1	0- 2	AWAY	0- 1	0- 2	1- 0				
0- 0	0- 0	0- 0	NEUTRAL	0- 0	0- 0	0- 0				

RPI S	Opponent	Score	RPI S	Opponent	Score	RPI S	Opponent	Score	RPI S	Opponent	Score
7	H Oregon St.	58 65	26	A Seton Hall	68 99	55	H Auburn	70 69	105	A Georgetown	72 75
9	A Arizona St.	80 90	26	H Seton Hall	89 82	62	A Villanova	60 81	105	H Georgetown	87 72
17	A Green Bay	55 75	30	A St. John's (NY)	77 81	62	H Villanova	75 82	113	H IUPUI	55 60
18	A DePaul	86 91	30	H St. John's (NY)	67 64	82	A South Dakota	69 97	119	H Creighton	79 72
									136	A Xavier	66 71
									145	A Northern Ky.	78 83
									149	H Wisconsin	77 61
									177	A Milwaukee	101 81
									192	A Butler	80 64
									222	N Richmond	98 80
									248	H Providence	105 75
									298	A FIU	95 83
LAST 12 Division I GAMES:											
62	A Villanova	60 81	192	A Butler	80 64						
105	A Georgetown	72 75	136	A Xavier	66 71						
26	H Seton Hall	89 82	105	H Georgetown	87 72						
30	H St. John's (NY)	67 64	62	H Villanova	75 82						
119	H Creighton	79 72	30	A St. John's (NY)	77 81						
248	H Providence	105 75	26	A Seton Hall	68 99						

Non-Div I Games:

Marquette

Average RPI Win:	228	WON-LOST	WINNING	LAST 10	STRENGTH OF	OPP. STRENGTH	TEAM	ADJ.	CONF.	ADJ CONF.
Average RPI Loss:	108	RECORD	PCT. RANK	GAMES	SCHEDULE	OF SCHEDULE	RPI	RPI	RPI	RPI
DIV. I ONLY	14- 6	70	6- 4	253	184	135	135	11	11	
DIV. I NON-CONF.	8- 1	23	1- 0	310	339	124	124	10	10	
TOTALS	RPI 1-25	RPI 26-50	W-L RECORDS	RPI 51-100	RPI 101-150	RPI 150+				
14- 6	0- 0	1- 1	OVERALL	0- 3	3- 0	10- 2				
10- 2	0- 0	1- 0	HOME	0- 1	1- 0	8- 1				
4- 3	0- 0	0- 0	AWAY	0- 2	2- 0	2- 1				
0- 1	0- 0	0- 1	NEUTRAL	0- 0	0- 0	0- 0				
8- 1	0- 0	0- 1	NON-CONFERENCE	0- 0	1- 0	7- 0				
6- 0	0- 0	0- 0	HOME	0- 0	0- 0	6- 0				
2- 0	0- 0	0- 0	AWAY	0- 0	1- 0	1- 0				
0- 1	0- 0	0- 1	NEUTRAL	0- 0	0- 0	0- 0				
6- 5	0- 0	1- 0	CONFERENCE	0- 3	2- 0	3- 2				
4- 2	0- 0	1- 0	HOME	0- 1	1- 0	2- 1				
2- 3	0- 0	0- 0	AWAY	0- 2	1- 0	1- 1				
0- 0	0- 0	0- 0	NEUTRAL	0- 0	0- 0	0- 0				

RPI 1-25				RPI 26-50				RPI 51-100				RPI 101+ Team's RPI: 135			
RPI	S	Opponent	Score	RPI	S	Opponent	Score	RPI	S	Opponent	Score	RPI	S	Opponent	Score
				31	H	UTEP	79 64	58	A	Western Ky.	52 81	139	A	Southern Ill.	61 55
				36	N	West Virginia	60 66	78	A	Middle Tenn.	54 65	144	H	Old Dominion	80 62
								90	H	Charlotte	61 64	150	A	UAB	64 61
												166	H	Cornell	73 47
												173	A	Fla. Atlantic	73 84
												182	H	Rhode Island	72 62
												212	H	North Texas	63 71
												224	H	UTSA	80 76
												245	H	Rice	81 52
												279	H	Saint Francis (PA)	81 73
												294	A	Morehead St.	104 101
												298	A	FIU	65 58
												343	H	NJIT	63 50
												345	H	Alabama A&M	81 45
												346	H	Norfolk St.	81 67
LAST 12 Division I GAMES:															
				224	H	UTSA	80 76	245	H	Rice	81 52				
				31	H	UTEP	79 64	212	H	North Texas	63 71				
				150	A	UAB	64 61	298	A	FIU	65 58				
				78	A	Middle Tenn.	54 65	173	A	Fla. Atlantic	73 84				
				144	H	Old Dominion	80 62	58	A	Western Ky.	52 81				
				90	H	Charlotte	61 64	139	A	Southern Ill.	61 55				

Non-Div I Games: Brescia 92 40 West Va. Tech 83 39

Marshall

Loss, Non-Conf, S Site, H Home A Away N Neutral

Average RPI Win: 138		WON-LOST	WINNING	LAST 10	STRENGTH OF	OPP. STRENGTH	TEAM	ADJ.	CONF.	ADJ CONF.
Average RPI Loss: 4	RECORD	PCT. RANK	GAMES	SCHEDULE	OF SCHEDULE	RPI	RPI	RPI	RPI	
DIV. I ONLY	22- 3	10	4- 1	61	28	11	11	4	4	
DIV. I NON-CONF.	11- 1	16	0- 0	151	136	35	35	4	4	
<hr/>										
TOTALS	RPI 1-25	RPI 26-50		W-L RECORDS		RPI 51-100	RPI 101-150	RPI 150+		
22- 3	1- 3	4- 0		OVERALL		5- 0	4- 0	8- 0		
12- 1	1- 1	3- 0		HOME		2- 0	0- 0	6- 0		
7- 1	0- 1	1- 0		AWAY		2- 0	2- 0	2- 0		
3- 1	0- 1	0- 0		NEUTRAL		1- 0	2- 0	0- 0		
11- 1	1- 1	0- 0		NON-CONFERENCE		1- 0	2- 0	7- 0		
7- 0	1- 0	0- 0		HOME		0- 0	0- 0	6- 0		
1- 0	0- 0	0- 0		AWAY		0- 0	0- 0	1- 0		
3- 1	0- 1	0- 0		NEUTRAL		1- 0	2- 0	0- 0		
11- 2	0- 2	4- 0		CONFERENCE		4- 0	2- 0	1- 0		
5- 1	0- 1	3- 0		HOME		2- 0	0- 0	0- 0		
6- 1	0- 1	1- 0		AWAY		2- 0	2- 0	1- 0		
0- 0	0- 0	0- 0		NEUTRAL		0- 0	0- 0	0- 0		

RPI	S	Opponent	Score	RPI	S	Opponent	Score	RPI	S	Opponent	Score	RPI	S	Opponent	Score
2	N	UConn	73 83	27	H	Michigan St.	85 76	53	A	Iowa	76 56	131	A	Penn St.	89 53
5	A	Ohio St.	86 94	42	H	Indiana	86 63	56	N	South Dakota St.	62 55	144	N	Old Dominion	95 49
5	H	Ohio St.	71 80	49	A	Purdue	87 67	75	H	Nebraska	89 50	146	N	Pittsburgh	70 49
24	H	Syracuse	82 64	49	H	Purdue	73 59	79	A	Michigan	74 67	149	A	Wisconsin	90 65
								89	H	Northwestern	80 62	161	A	Illinois	79 63
												174	H	Detroit	97 41
												177	H	Southern U.	94 61
												241	H	High Point	105 50
												255	H	Loyola Maryland	97 47
												277	H	Central Conn. St.	86 43
												315	H	UMass Lowell	102 53
												317	A	UMES	106 30
LAST 12 Division I GAMES:															
27	H	Michigan St.	85 76	149	A	Wisconsin	90 65								
49	H	Purdue	73 59	89	H	Northwestern	80 62								
5	A	Ohio St.	86 94	79	A	Michigan	74 67								
49	A	Purdue	87 67	53	A	Iowa	76 56								
42	H	Indiana	86 63	75	H	Nebraska	89 50								
131	A	Penn St.	89 53	5	H	Ohio St.	71 80								

Non-Div I Games:

Maryland

■ Loss,
■ Non-Conf, S Site,
■ Home
■ Away
N Neutral

Massachusetts

Through Games Of Feb. 11, 2016

Average RPI Win:	237	WON-LOST	WINNING	LAST 10	STRENGTH OF	OPP. STRENGTH	TEAM	ADJ.	CONF.	ADJ CONF.
Average RPI Loss:	131	RECORD	PCT. RANK	GAMES	SCHEDULE	OF SCHEDULE	RPI	RPI	RPI	RPI
DIV. I ONLY	6- 17	287	0- 5	158	129	261	261	7	7	
DIV. I NON-CONF.	6- 6	160	0- 1	267	206	203	203	8	8	
TOTALS	RPI 1-25	RPI 26-50	W-L RECORDS	RPI 51-100	RPI 101-150	RPI 150+				
6- 17	0- 1	0- 3	OVERALL	1- 4	0- 2	5- 7				
4- 6	0- 0	0- 0	HOME	1- 2	0- 1	3- 3				
2- 10	0- 1	0- 3	AWAY	0- 1	0- 1	2- 4				
0- 1	0- 0	0- 0	NEUTRAL	0- 1	0- 0	0- 0				
6- 6	0- 0	0- 1	NON-CONFERENCE	1- 1	0- 2	5- 2				
4- 1	0- 0	0- 0	HOME	1- 0	0- 1	3- 0				
2- 4	0- 0	0- 1	AWAY	0- 0	0- 1	2- 2				
0- 1	0- 0	0- 0	NEUTRAL	0- 1	0- 0	0- 0				
0- 11	0- 1	0- 2	CONFERENCE	0- 3	0- 0	0- 5				
0- 5	0- 0	0- 0	HOME	0- 2	0- 0	0- 3				
0- 6	0- 1	0- 2	AWAY	0- 1	0- 0	0- 2				
0- 0	0- 0	0- 0	NEUTRAL	0- 0	0- 0	0- 0				

RPI 1-25				RPI 26-50				RPI 51-100				RPI 101+ Team's RPI: 261			
RPI	S	Opponent	Score	RPI	S	Opponent	Score	RPI	S	Opponent	Score	RPI	S	Opponent	Score
23	A	Duquesne	64 73	28	A	St. Bonaventure	41 66	64	N	Ball St.	54 81	137	H	Buffalo	48 56
				37	A	George Washington	50 67	76	H	Hofstra	57 56	142	A	Harvard	65 67
				47	A	Duke	46 70	77	A	Saint Louis	49 69	160	H	Fordham	55 60
								93	H	Saint Joseph's	58 62	176	A	George Mason	59 64
								97	H	VCU	66 74	180	A	Colorado	63 90
												182	H	Rhode Island	79 80
												206	H	Hartford	63 57
												213	A	Bryant	86 69
												222	H	Richmond	68 74
												263	A	Holy Cross	74 60
												277	A	Central Conn. St.	68 78
												278	A	La Salle	57 66
												315	H	UMass Lowell	84 58
												348	H	Boston U.	73 56
LAST 12 Division I GAMES:															
				64	N	Ball St.	54 81	37	A	George Washington	50 67				
				278	A	La Salle	57 66	222	H	Richmond	68 74				
				160	H	Fordham	55 60	77	A	Saint Louis	49 69				
				23	A	Duquesne	64 73	28	A	St. Bonaventure	41 66				
				176	A	George Mason	59 64	93	H	Saint Joseph's	58 62				
				182	H	Rhode Island	79 80	97	H	VCU	66 74				

Non-Div I Games:

Massachusetts

 Loss,
 Non-Conf,
 S Site,
 H Home
 A Away
N Neutral

Average RPI Win:	256	WON-LOST	WINNING	LAST 10	STRENGTH OF	OPP. STRENGTH	TEAM	ADJ.	CONF.	ADJ CONF.
Average RPI Loss:	154	RECORD	PCT. RANK	GAMES	SCHEDULE	OF SCHEDULE	RPI	RPI	RPI	RPI
DIV. I ONLY	13- 8	108	3- 1	316	200	170	170	27	27	
DIV. I NON-CONF.	5- 4	138	1- 0	166	70	101	101	26	26	
TOTALS	RPI 1-25	RPI 26-50	W-L RECORDS	RPI 51-100	RPI 101-150	RPI 150+				
13- 8	0- 1	0- 0	OVERALL	0- 3	2- 0	11- 4				
7- 1	0- 0	0- 0	HOME	0- 0	1- 0	6- 1				
5- 7	0- 1	0- 0	AWAY	0- 3	1- 0	4- 3				
1- 0	0- 0	0- 0	NEUTRAL	0- 0	0- 0	1- 0				
5- 4	0- 1	0- 0	NON-CONFERENCE	0- 2	1- 0	4- 1				
2- 0	0- 0	0- 0	HOME	0- 0	0- 0	2- 0				
2- 4	0- 1	0- 0	AWAY	0- 2	1- 0	1- 1				
1- 0	0- 0	0- 0	NEUTRAL	0- 0	0- 0	1- 0				
8- 4	0- 0	0- 0	CONFERENCE	0- 1	1- 0	7- 3				
5- 1	0- 0	0- 0	HOME	0- 0	1- 0	4- 1				
3- 3	0- 0	0- 0	AWAY	0- 1	0- 0	3- 2				
0- 0	0- 0	0- 0	NEUTRAL	0- 0	0- 0	0- 0				

RPI 1-25				RPI 26-50				RPI 51-100				RPI 101+ Team's RPI: 170			
RPI	S	Opponent	Score	RPI	S	Opponent	Score	RPI	S	Opponent	Score	RPI	S	Opponent	Score
4	A	Baylor	46 105					57	A	Chattanooga	53 68	134	H	Northwestern St.	78 74
								63	A	Abilene Christian	62 79	140	A	Texas-Arlington	63 57
								83	A	Tulane	55 74	157	A	Ole Miss	56 96
												168	A	Louisiana Tech	74 71
												234	A	Houston Baptist	71 64
												237	A	Stephen F. Austin	55 80
												240	H	Sam Houston St.	82 79
												245	H	Rice	61 53
												269	N	Dartmouth	78 56
												288	H	La.-Monroe	72 62
												305	A	Southeastern La.	83 74
												305	H	Southeastern La.	96 79
												309	A	Nicholls St.	81 85
												321	H	A&M-Corpus Christi	72 51
												322	H	Incarinate Word	55 68
												340	A	New Orleans	77 74
												340	H	New Orleans	92 63
LAST 12 Division I GAMES:															
140	A	Texas-Arlington	63 57	134	H	Northwestern St.	78 74	322	H	Incarinate Word	55 68	240	H	Sam Houston St.	82 79
305	A	Southeastern La.	83 74	63	A	Abilene Christian	62 79	321	H	A&M-Corpus Christi	72 51	234	A	Houston Baptist	71 64
309	A	Nicholls St.	81 85												
340	H	New Orleans	92 63												
340	A	New Orleans	77 74												
305	H	Southeastern La.	96 79												

Non-Div I Games: Loyola (LA) 70 69 Louisiana Col. 73 59 Southern-N.O. 97 61

McNeese St.

Average RPI Win:	185	WON-LOST	WINNING	LAST 10	STRENGTH OF	OPP. STRENGTH	TEAM	ADJ.	CONF.	ADJ CONF.
Average RPI Loss:	95	RECORD	PCT. RANK	GAMES	SCHEDULE	OF SCHEDULE	RPI	RPI	RPI	RPI
DIV. I ONLY	14- 10	129	6- 4	130	71	115	115	8	8	
DIV. I NON-CONF.	6- 5	146	0- 0	136	100	150	150	7	7	
TOTALS	RPI 1-25	RPI 26-50	W-L RECORDS	RPI 51-100	RPI 101-150	RPI 150+				
14- 10	0- 2	1- 1	OVERALL	2- 3	2- 0	9- 4				
10- 4	0- 1	1- 1	HOME	1- 1	2- 0	6- 1				
4- 6	0- 1	0- 0	AWAY	1- 2	0- 0	3- 3				
0- 0	0- 0	0- 0	NEUTRAL	0- 0	0- 0	0- 0				
6- 5	0- 0	0- 1	NON-CONFERENCE	1- 2	2- 0	3- 2				
5- 2	0- 0	0- 1	HOME	0- 1	2- 0	3- 0				
1- 3	0- 0	0- 0	AWAY	1- 1	0- 0	0- 2				
0- 0	0- 0	0- 0	NEUTRAL	0- 0	0- 0	0- 0				
8- 5	0- 2	1- 0	CONFERENCE	1- 1	0- 0	6- 2				
5- 2	0- 1	1- 0	HOME	1- 0	0- 0	3- 1				
3- 3	0- 1	0- 0	AWAY	0- 1	0- 0	3- 1				
0- 0	0- 0	0- 0	NEUTRAL	0- 0	0- 0	0- 0				

RPI 1-25				RPI 26-50				RPI 51-100				RPI 101+ Team's RPI: 115			
RPI	S	Opponent	Score	RPI	S	Opponent	Score	RPI	S	Opponent	Score	RPI	S	Opponent	Score
2	A	UConn	40 83	37	H	George Washington	62 68	60	A	Temple	58 82	105	H	Georgetown	57 53
2	H	UConn	46 86	41	H	South Fla.	88 87	69	A	Central Mich.	64 61	139	H	Southern Ill.	61 58
								77	H	Saint Louis	57 63	158	A	SMU	49 58
								81	A	Minnesota	60 70	161	H	Illinois	81 75
								83	H	Tulane	83 67	163	A	Little Rock	53 61
												184	A	Tulsa	69 58
												184	H	Tulsa	59 65
												190	A	Kansas	63 72
												208	A	Cincinnati	64 47
												208	H	Cincinnati	54 51
												256	H	Houston	74 57
												262	A	UCF	69 52
												262	H	UCF	75 59
												275	H	Jacksonville St.	70 55
												336	H	Eastern Ill.	80 49
LAST 12 Division I GAMES:															
262	A	UCF	69 52	158	A	SMU	49 58								
208	H	Cincinnati	54 51	2	H	UConn	46 86								
2	A	UConn	40 83	184	H	Tulsa	59 65								
262	H	UCF	75 59	208	A	Cincinnati	64 47								
184	A	Tulsa	69 58	256	H	Houston	74 57								
41	H	South Fla.	88 87	83	H	Tulane	83 67								

Non-Div I Games:

Memphis

■ Loss,
 ■ Non-Conf, S Site,
 ■ Home
 ■ Away
 N Neutral

Average RPI Win: 255	WON-LOST	WINNING	LAST 10	STRENGTH OF	OPP. STRENGTH	TEAM	ADJ.	CONF.	ADJ CONF.
Average RPI Loss: 82	RECORD	PCT. RANK	GAMES	SCHEDULE	OF SCHEDULE	RPI	RPI	RPI	RPI
DIV. I ONLY	16- 6	60	9- 1	274	208	126	126	17	17
DIV. I NON-CONF.	8- 5	119	3- 0	219	260	152	152	16	16
TOTALS	RPI 1-25	RPI 26-50	W-L RECORDS	RPI 51-100	RPI 101-150	RPI 150+			
16- 6	0- 1	0- 1	OVERALL	1- 2	1- 2	14- 0			
7- 3	0- 0	0- 0	HOME	1- 1	0- 2	6- 0			
8- 2	0- 1	0- 1	AWAY	0- 0	1- 0	7- 0			
1- 1	0- 0	0- 0	NEUTRAL	0- 1	0- 0	1- 0			
8- 5	0- 1	0- 1	NON-CONFERENCE	0- 2	0- 1	8- 0			
4- 2	0- 0	0- 0	HOME	0- 1	0- 1	4- 0			
3- 2	0- 1	0- 1	AWAY	0- 0	0- 0	3- 0			
1- 1	0- 0	0- 0	NEUTRAL	0- 1	0- 0	1- 0			
8- 1	0- 0	0- 0	CONFERENCE	1- 0	1- 1	6- 0			
3- 1	0- 0	0- 0	HOME	1- 0	0- 1	2- 0			
5- 0	0- 0	0- 0	AWAY	0- 0	1- 0	4- 0			
0- 0	0- 0	0- 0	NEUTRAL	0- 0	0- 0	0- 0			

RPI 1-25				RPI 26-50				RPI 51-100				RPI 101+ Team's RPI: 126			
RPI	S	Opponent	Score	RPI	S	Opponent	Score	RPI	S	Opponent	Score	RPI	S	Opponent	Score
13	A	Florida St.	36 79	29	A	Georgia	44 57	57	H	Chattanooga	67 44	122	A	Samford	63 60
								77	H	Saint Louis	60 68	139	H	Southern Ill.	52 55
								90	N	Charlotte	62 72	143	H	ETSU	53 55
												179	H	Col. of Charleston	66 58
												214	A	Furman	61 50
												270	H	Ga. Southern	62 50
												272	A	Tennessee Tech	63 47
												275	H	Jacksonville St.	46 39
												287	A	UNCG	86 78
												287	H	UNCG	81 47
												292	A	Kennesaw St.	72 61
												299	A	Florida A&M	54 50
												301	A	Western Caro.	92 88
												301	H	Western Caro.	63 42
												302	H	North Florida	68 54
												303	A	Wofford	70 61
												323	N	Howard	70 53
LAST 12 Division I GAMES:															
287	H	UNCG	81 47	122	A	Samford	63 60								
301	H	Western Caro.	63 42	301	A	Western Caro.	92 88								
214	A	Furman	61 50	287	A	UNCG	86 78								
303	A	Wofford	70 61	299	A	Florida A&M	54 50								
143	H	ETSU	53 55	302	H	North Florida	68 54								
57	H	Chattanooga	67 44	179	H	Col. of Charleston	66 58								

Non-Div I Games: Faulkner 86 33 Coastal Ga. 87 48

Mercer

Loss, Non-Conf, S Site, H Home A Away N Neutral

Average RPI Win: 154		WON-LOST	WINNING	LAST 10	STRENGTH OF	OPP. STRENGTH	TEAM	ADJ.	CONF.	ADJ CONF.
Average RPI Loss: 35		RECORD	PCT. RANK	GAMES	SCHEDULE	OF SCHEDULE	RPI	RPI	RPI	RPI
DIV. I ONLY		21- 4	17	8- 2	89	56	34	34	5	5
DIV. I NON-CONF.		12- 1	9	0- 0	183	119	39	39	5	5
TOTALS		RPI 1-25	RPI 26-50		W-L RECORDS		RPI 51-100	RPI 101-150	RPI 150+	
21- 4	0- 3	3- 0		OVERALL		3- 1	6- 0	9- 0		
12- 2	0- 2	2- 0		HOME		0- 0	3- 0	7- 0		
8- 1	0- 0	0- 0		AWAY		3- 1	3- 0	2- 0		
1- 1	0- 1	1- 0		NEUTRAL		0- 0	0- 0	0- 0		
12- 1	0- 1	1- 0		NON-CONFERENCE		1- 0	2- 0	8- 0		
8- 0	0- 0	0- 0		HOME		0- 0	1- 0	7- 0		
3- 0	0- 0	0- 0		AWAY		1- 0	1- 0	1- 0		
1- 1	0- 1	1- 0		NEUTRAL		0- 0	0- 0	0- 0		
9- 3	0- 2	2- 0		CONFERENCE		2- 1	4- 0	1- 0		
4- 2	0- 2	2- 0		HOME		0- 0	2- 0	0- 0		
5- 1	0- 0	0- 0		AWAY		2- 1	2- 0	1- 0		
0- 0	0- 0	0- 0		NEUTRAL		0- 0	0- 0	0- 0		

RPI 1-25				RPI 26-50				Team's RPI: 34				RPI 51-100				RPI 101+			
RPI	S	Opponent	Score	RPI	S	Opponent	Score	RPI	S	Opponent	Score	RPI	S	Opponent	Score	RPI	S	Opponent	Score
4	N	Baylor	81 88	39	H	North Carolina St.	73 44	80	A	Georgia Tech	58 55	101	H	Wright St.	80 67				
13	H	Florida St.	58 69	42	N	Indiana	89 75	90	A	Charlotte	77 70	103	A	North Carolina	76 61				
24	H	Syracuse	51 57	47	H	Duke	61 53	96	A	Virginia Tech	57 45	104	A	Boston College	67 62				
								100	A	Virginia	56 76	123	H	Wake Forest	71 60				
												144	A	Old Dominion	61 35				
												146	H	Pittsburgh	79 55				
												156	A	Loyola Chicago	77 50				
												161	H	Illinois	73 64				
												177	H	Milwaukee	77 38				
												236	A	Clemson	83 49				
												251	H	Bethune-Cookman	55 47				
												252	H	Coppin St.	78 59				
												278	H	La Salle	86 58				
												298	H	FIU	83 55				
												315	H	UMass Lowell	84 53				
LAST 12 Division I GAMES:																			
				80	A	Georgia Tech	58 55					103	A	North Carolina	76 61				
				47	H	Duke	61 53					123	H	Wake Forest	71 60				
				104	A	Boston College	67 62					236	A	Clemson	83 49				
				24	H	Syracuse	51 57					146	H	Pittsburgh	79 55				
				96	A	Virginia Tech	57 45					100	A	Virginia	56 76				
				13	H	Florida St.	58 69					39	H	North Carolina St.	73 44				

Non-Div I Games:

Miami (FL)

■ Loss,
 ■ Non-Conf, S Site,
 ■ Home
 ■ Away
 N Neutral

Team (Only)				Through Games Of Feb. 11, 1910						
Average RPI Win:	263	WON-LOST	WINNING	LAST 10	STRENGTH OF	OPP. STRENGTH	TEAM	ADJ.	CONF.	ADJ CONF.
Average RPI Loss:	132	RECORD	PCT. RANK	GAMES	SCHEDULE	OF SCHEDULE	RPI	RPI	RPI	RPI
DIV. I ONLY	9- 13	223	3- 7	250	176	260	260	12	12	
DIV. I NON-CONF.	6- 5	146	0- 1	301	226	237	237	13	13	

TOTALS	RPI 1-25	RPI 26-50		W-L RECORDS		RPI 51-100	RPI 101-150	RPI 150+		
9- 13	0- 0	0- 0		OVERALL		0- 5	1- 4	8- 4		
7- 5	0- 0	0- 0		HOME		0- 1	1- 2	6- 2		
1- 8	0- 0	0- 0		AWAY		0- 4	0- 2	1- 2		
1- 0	0- 0	0- 0		NEUTRAL		0- 0	0- 0	1- 0		
6- 5	0- 0	0- 0		NON-CONFERENCE		0- 2	0- 1	6- 2		
4- 2	0- 0	0- 0		HOME		0- 0	0- 1	4- 1		
1- 3	0- 0	0- 0		AWAY		0- 2	0- 0	1- 1		
1- 0	0- 0	0- 0		NEUTRAL		0- 0	0- 0	1- 0		
3- 8	0- 0	0- 0		CONFERENCE		0- 3	1- 3	2- 2		
3- 3	0- 0	0- 0		HOME		0- 1	1- 1	2- 1		
0- 5	0- 0	0- 0		AWAY		0- 2	0- 2	0- 1		
0- 0	0- 0	0- 0		NEUTRAL		0- 0	0- 0	0- 0		

RPI 1-25				RPI 26-50				RPI 51-100				RPI 101+				Team's RPI: 260	
RPI	S	Opponent	Score	RPI	S	Opponent	Score	RPI	S	Opponent	Score	RPI	S	Opponent	Score		
								64	A	Ball St.	41 66	108	H	Toledo	50 55		
								69	A	Central Mich.	54 77	110	A	Akron	65 77		
								69	H	Central Mich.	58 72	120	A	Western Mich.	66 80		
								79	A	Michigan	55 97	137	H	Buffalo	69 58		
								86	A	UT Martin	47 74	145	H	Northern Ky.	57 71		
												173	A	Fla. Atlantic	65 68		
												207	H	Eastern Ky.	72 77		
												209	H	Oakland	65 54		
												223	A	Valparaiso	75 72		
												239	H	Bowling Green	58 64		
												246	A	Northern Ill.	73 92		
												246	H	Northern Ill.	66 60		
												281	H	Austin Peay	75 60		
												294	H	Morehead St.	59 57		
												319	H	Evansville	91 85		
												325	N	LIU Brooklyn	68 49		
												329	H	Kent St.	55 52		
LAST 12 Division I GAMES:																	
				246	A	Northern Ill.	73 92	120	A	Western Mich.	66 80						
				110	A	Akron	65 77	108	H	Toledo	50 55						
				329	H	Kent St.	55 52	64	A	Ball St.	41 66						
				69	A	Central Mich.	54 77	246	H	Northern Ill.	66 60						
				137	H	Buffalo	69 58	239	H	Bowling Green	58 64						
				69	H	Central Mich.	58 72	173	A	Fla. Atlantic	65 68						

Non-Div I Games:

Miami (OH)

Loss, Non-Conf, S Site, H Home A Away N Neutral

Michigan

Through Games Of Feb. 11, 2016

Average RPI Win:	156	WON-LOST	WINNING	LAST 10	STRENGTH OF	OPP. STRENGTH	TEAM	ADJ.	CONF.	ADJ CONF.
Average RPI Loss:	43	RECORD	PCT. RANK	GAMES	SCHEDULE	OF SCHEDULE	RPI	RPI	RPI	RPI
DIV. I ONLY	14- 10	129	5- 5	37	53	79	79	4	4	
DIV. I NON-CONF.	8- 3	77	0- 0	89	169	79	79	4	4	
TOTALS	RPI 1-25	RPI 26-50	W-L RECORDS	RPI 51-100	RPI 101-150	RPI 150+				
14- 10	0- 3	0- 4	OVERALL	3- 2	5- 1	6- 0				
11- 5	0- 3	0- 1	HOME	2- 1	4- 0	5- 0				
3- 5	0- 0	0- 3	AWAY	1- 1	1- 1	1- 0				
0- 0	0- 0	0- 0	NEUTRAL	0- 0	0- 0	0- 0				
8- 3	0- 1	0- 1	NON-CONFERENCE	0- 0	3- 1	5- 0				
7- 1	0- 1	0- 0	HOME	0- 0	3- 0	4- 0				
1- 2	0- 0	0- 1	AWAY	0- 0	0- 1	1- 0				
0- 0	0- 0	0- 0	NEUTRAL	0- 0	0- 0	0- 0				
6- 7	0- 2	0- 3	CONFERENCE	3- 2	2- 0	1- 0				
4- 4	0- 2	0- 1	HOME	2- 1	1- 0	1- 0				
2- 3	0- 0	0- 2	AWAY	1- 1	1- 0	0- 0				
0- 0	0- 0	0- 0	NEUTRAL	0- 0	0- 0	0- 0				

RPI 1-25				RPI 26-50				RPI 51-100				RPI 101+			
RPI	S	Opponent	Score	RPI	S	Opponent	Score	RPI	S	Opponent	Score	RPI	S	Opponent	Score
5	H	Ohio St.	93 97	27	A	Michigan St.	64 85	53	A	Iowa	69 85	111	A	Eastern Mich.	63 64
10	H	UCLA	77 86	42	A	Indiana	69 77	53	H	Iowa	82 75	131	A	Penn St.	91 87
11	H	Maryland	67 74	45	A	Princeton	57 74	75	H	Nebraska	81 93	136	H	Xavier	92 54
				49	H	Purdue	63 65	81	A	Minnesota	93 86	146	H	Pittsburgh	82 45
								81	H	Minnesota	92 76	148	H	Oral Roberts	61 44
												149	H	Wisconsin	82 65
												161	H	Illinois	96 83
												174	A	Detroit	88 61
												206	H	Hartford	83 47
												227	H	USC Upstate	119 61
												228	H	Binghamton	90 62
												260	H	Miami (OH)	97 55
LAST 12 Division I GAMES:															
149	H	Wisconsin	82 65	5	H	Ohio St.	93 97								
161	H	Illinois	96 83	131	A	Penn St.	91 87								
27	A	Michigan St.	64 85	11	H	Maryland	67 74								
81	H	Minnesota	92 76	81	A	Minnesota	93 86								
53	A	Iowa	69 85	53	H	Iowa	82 75								
75	H	Nebraska	81 93	42	A	Indiana	69 77								

Non-Div I Games:

Michigan

■ Loss,
 ■ Non-Conf,
 ■ S Site,
 ■ H Home
 ■ A Away
 N Neutral

Average RPI Win: 125		WON-LOST	WINNING	LAST 10	STRENGTH OF	OPP. STRENGTH	TEAM	ADJ.	CONF.	ADJ CONF.
Average RPI Loss: 36		RECORD	PCT. RANK	GAMES	SCHEDULE	OF SCHEDULE	RPI	RPI	RPI	RPI
DIV. I ONLY		18- 6	46	3- 2	54	14	27	27	4	4
DIV. I NON-CONF.		9- 2	37	0- 0	61	64	29	29	4	4
TOTALS		RPI 1-25	RPI 26-50		W-L RECORDS		RPI 51-100	RPI 101-150	RPI 150+	
18- 6	0- 4	3- 1		OVERALL		4- 0	4- 1		7- 0	
11- 2	0- 1	3- 0		HOME		3- 0	2- 1		3- 0	
6- 3	0- 2	0- 1		AWAY		1- 0	2- 0		3- 0	
1- 1	0- 1	0- 0		NEUTRAL		0- 0	0- 0		1- 0	
9- 2	0- 2	1- 0		NON-CONFERENCE		0- 0	1- 0		7- 0	
5- 1	0- 1	1- 0		HOME		0- 0	1- 0		3- 0	
3- 0	0- 0	0- 0		AWAY		0- 0	0- 0		3- 0	
1- 1	0- 1	0- 0		NEUTRAL		0- 0	0- 0		1- 0	
9- 4	0- 2	2- 1		CONFERENCE		4- 0	3- 1		0- 0	
6- 1	0- 0	2- 0		HOME		3- 0	1- 1		0- 0	
3- 3	0- 2	0- 1		AWAY		1- 0	2- 0		0- 0	
0- 0	0- 0	0- 0		NEUTRAL		0- 0	0- 0		0- 0	

RPI S	Opponent	Score	RPI S	Opponent	Score	Team's RPI: 27	RPI S	Opponent	Score	RPI S	Opponent	Score	RPI S	Opponent	Score
4 N	Baylor	76 84	29 H	Georgia	66 45		53 A	Iowa	74 69	120 H	Western Mich.	78 40			
5 A	Ohio St.	80 85	40 H	Rutgers	59 48		53 H	Iowa	80 73	131 A	Penn St.	71 55			
11 A	Maryland	76 85	42 A	Indiana	65 81		79 H	Michigan	85 64	131 H	Penn St.	61 65			
20 H	Louisville	78 85	49 H	Purdue	68 56		89 H	Northwestern	74 51	149 A	Wisconsin	77 54			
LAST 12 Division I GAMES:															
	11 A	Maryland	76 85		40 H	Rutgers	59 48								
	131 H	Penn St.	61 65		53 H	Iowa	80 73								
	53 A	Iowa	74 69		42 A	Indiana	65 81								
	79 H	Michigan	85 64		89 H	Northwestern	74 51								
	149 A	Wisconsin	77 54		131 A	Penn St.	71 55								
	49 H	Purdue	68 56		149 H	Wisconsin	77 67								

Non-Div I Games:

Michigan St.

■ Loss,
 ■ Non-Conf,
 ■ S Site,
 ■ H Home
 ■ A Away
 N Neutral

Average RPI Win:	188	WON-LOST	WINNING	LAST 10	STRENGTH OF	OPP. STRENGTH	TEAM	ADJ.	CONF.	ADJ CONF.
Average RPI Loss:	78	RECORD	PCT. RANK	GAMES	SCHEDULE	OF SCHEDULE	RPI	RPI	RPI	RPI
DIV. I ONLY	16- 7	72	9- 1	123	100	78	78	11	11	
DIV. I NON-CONF.	6- 5	146	0- 0	126	91	122	122	10	10	
TOTALS	RPI 1-25	RPI 26-50	W-L RECORDS	RPI 51-100	RPI 101-150	RPI 150+				
16- 7	0- 1	0- 2	OVERALL	3- 2	3- 1	10- 1				
8- 3	0- 1	0- 0	HOME	3- 1	2- 1	3- 0				
8- 3	0- 0	0- 1	AWAY	0- 0	1- 0	7- 0				
0- 1	0- 0	0- 0	NEUTRAL	0- 0	0- 0	0- 1				
6- 5	0- 1	0- 1	NON-CONFERENCE	1- 2	1- 0	4- 1				
3- 2	0- 1	0- 0	HOME	1- 1	0- 0	2- 0				
3- 2	0- 0	0- 1	AWAY	0- 1	1- 0	2- 0				
0- 1	0- 0	0- 0	NEUTRAL	0- 0	0- 0	0- 1				
10- 2	0- 0	0- 1	CONFERENCE	2- 0	2- 1	6- 0				
5- 1	0- 0	0- 0	HOME	2- 0	2- 1	1- 0				
5- 1	0- 0	0- 1	AWAY	0- 0	0- 0	5- 0				
0- 0	0- 0	0- 0	NEUTRAL	0- 0	0- 0	0- 0				

RPI 1-25				RPI 26-50				RPI 51-100 Team's RPI: 78				RPI 101+			
RPI	S	Opponent	Score	RPI	S	Opponent	Score	RPI	S	Opponent	Score	RPI	S	Opponent	Score
22	H	Kentucky	52 68	31	A	UTEP	73 84	58	H	Western Ky.	83 75	135	H	Marshall	65 54
				32	A	Ohio	49 72	69	A	Central Mich.	59 81	136	A	Xavier	62 53
								88	H	Missouri St.	70 54	144	H	Old Dominion	58 61
								90	H	Charlotte	72 67	150	H	UAB	68 40
								100	H	Virginia	66 70	151	N	Alabama	46 64
												157	H	Ole Miss	84 75
												168	H	Louisiana Tech	68 57
												173	A	Fla. Atlantic	83 73
												212	A	North Texas	76 52
												224	A	UTSA	74 63
												245	A	Rice	61 60
												272	H	Tennessee Tech	69 53
												281	A	Austin Peay	86 55
												298	A	FIU	85 62
												327	A	Nevada	90 46
LAST 12 Division I GAMES:															
168	H	Louisiana Tech	68 57	212	A	North Texas	76 52								
298	A	FIU	85 62	144	H	Old Dominion	58 61								
173	A	Fla. Atlantic	83 73	90	H	Charlotte	72 67								
58	H	Western Ky.	83 75	224	A	UTSA	74 63								
135	H	Marshall	65 54	31	A	UTEP	73 84								
245	A	Rice	61 60	150	H	UAB	68 40								

Non-Div I Games:

Middle Tenn.

■ Loss,
 ■ Non-Conf, S Site,
 ■ Home
 ■ Away
 N Neutral

Average RPI Win:	256	WON-LOST	WINNING	LAST 10	STRENGTH OF	OPP. STRENGTH	TEAM	ADJ.	CONF.	ADJ CONF.
Average RPI Loss:	112	RECORD	PCT. RANK	GAMES	SCHEDULE	OF SCHEDULE	RPI	RPI	RPI	RPI
DIV. I ONLY	13- 9	120	7- 3	276	162	177	177	14	14	
DIV. I NON-CONF.	6- 5	146	1- 0	345	203	268	268	15	15	
TOTALS	RPI 1-25	RPI 26-50	W-L RECORDS	RPI 51-100	RPI 101-150	RPI 150+				
13- 9	0- 2	0- 1	OVERALL	0- 2	2- 1	11- 3				
7- 4	0- 1	0- 0	HOME	0- 1	0- 0	7- 2				
5- 5	0- 1	0- 1	AWAY	0- 1	2- 1	3- 1				
1- 0	0- 0	0- 0	NEUTRAL	0- 0	0- 0	1- 0				
6- 5	0- 0	0- 1	NON-CONFERENCE	0- 2	0- 0	6- 2				
3- 2	0- 0	0- 0	HOME	0- 1	0- 0	3- 1				
2- 3	0- 0	0- 1	AWAY	0- 1	0- 0	2- 1				
1- 0	0- 0	0- 0	NEUTRAL	0- 0	0- 0	1- 0				
7- 4	0- 2	0- 0	CONFERENCE	0- 0	2- 1	5- 1				
4- 2	0- 1	0- 0	HOME	0- 0	0- 0	4- 1				
3- 2	0- 1	0- 0	AWAY	0- 0	2- 1	1- 0				
0- 0	0- 0	0- 0	NEUTRAL	0- 0	0- 0	0- 0				

RPI S	Opponent	Score	RPI S	Opponent	Score	RPI S	Opponent	Score	RPI S	Opponent	Score	Team's RPI: 177
17	A Green Bay	46 69	34	A Miami (FL)	38 77	85	H Marquette	81 101	101	A Wright St.	82 60	
17	H Green Bay	42 63				89	A Northwestern	44 69	116	A Youngstown St.	67 69	
									145	A Northern Ky.	86 60	
									173	A Fla. Atlantic	67 71	
									174	H Detroit	79 89	
									201	H Ill.-Chicago	54 53	
									209	H Oakland	77 64	
									223	H Valparaiso	82 60	
									246	H Northern Ill.	73 58	
									278	N La Salle	69 53	
									304	A Cleveland St.	62 46	
									304	H Cleveland St.	59 58	
									306	H Denver	49 56	
									308	H UMKC	70 48	
									332	H IPFW	73 60	
									336	A Eastern Ill.	82 71	
									339	A Chicago St.	55 48	
LAST 12 Division I GAMES:												
304	H Cleveland St.	59 58	223	H Valparaiso	82 60							
17	A Green Bay	46 69	201	H Ill.-Chicago	54 53							
209	H Oakland	77 64	304	A Cleveland St.	62 46							
174	H Detroit	79 89	116	A Youngstown St.	67 69							
145	A Northern Ky.	86 60	339	A Chicago St.	55 48							
101	A Wright St.	82 60	17	H Green Bay	42 63							

Non-Div I Games:

Milwaukee

■ Loss,
 ■ Non-Conf, S Site,
 ■ Home
 ■ Away
 N Neutral

Average RPI Win:	159	WON-LOST	WINNING	LAST 10	STRENGTH OF	OPP. STRENGTH	TEAM	ADJ.	CONF.	ADJ CONF.
Average RPI Loss:	76	RECORD	PCT. RANK	GAMES	SCHEDULE	OF SCHEDULE	RPI	RPI	RPI	RPI
DIV. I ONLY	17- 7	65	7- 3	152	39	81	81	4	4	
DIV. I NON-CONF.	8- 3	77	0- 0	239	197	141	141	4	4	
TOTALS	RPI 1-25	RPI 26-50	W-L RECORDS	RPI 51-100	RPI 101-150	RPI 150+				
17- 7	0- 0	2- 3	OVERALL	4- 3	4- 0	7- 1				
12- 2	0- 0	2- 0	HOME	3- 1	3- 0	4- 1				
4- 4	0- 0	0- 3	AWAY	1- 1	1- 0	2- 0				
1- 1	0- 0	0- 0	NEUTRAL	0- 1	0- 0	1- 0				
8- 3	0- 0	0- 1	NON-CONFERENCE	1- 1	2- 0	5- 1				
6- 1	0- 0	0- 0	HOME	1- 0	2- 0	3- 1				
1- 1	0- 0	0- 1	AWAY	0- 0	0- 0	1- 0				
1- 1	0- 0	0- 0	NEUTRAL	0- 1	0- 0	1- 0				
9- 4	0- 0	2- 2	CONFERENCE	3- 2	2- 0	2- 0				
6- 1	0- 0	2- 0	HOME	2- 1	1- 0	1- 0				
3- 3	0- 0	0- 2	AWAY	1- 1	1- 0	1- 0				
0- 0	0- 0	0- 0	NEUTRAL	0- 0	0- 0	0- 0				

RPI S	Opponent	Score	RPI S	Opponent	Score	RPI S	Opponent	Score	RPI S	Opponent	Score
40	A Rutgers	55 66	40	H Rutgers	85 72	55	N Auburn	79 81	115	H Memphis	70 60
42	H Indiana	78 76	42	H Indiana	78 76	75	H Nebraska	110 73	118	H North Dakota	57 47
47	A Duke	64 84	47	A Duke	64 84	79	A Michigan	76 92	131	H Penn St.	98 85
49	A Purdue	72 84	49	A Purdue	72 84	79	H Michigan	86 93	149	A Wisconsin	84 77
						89	A Northwestern	112 106	161	A Illinois	106 75
						89	H Northwestern	95 92	161	H Illinois	82 77
						92	H Maine	91 64	175	N Stetson	72 69
									181	H New Mexico	53 72
									289	H Towson	105 86
									303	H Wofford	98 54
									329	A Kent St.	85 73
									343	H NJIT	83 50
LAST 12 Division I GAMES:											
75	H Nebraska	110 73	89	H Northwestern	95 92	42	H Indiana	78 76			
89	A Northwestern	112 106	49	A Purdue	72 84	79	H Michigan	86 93			
40	H Rutgers	85 72	161	A Illinois	106 75	131	H Penn St.	98 85			
79	A Michigan	76 92									
161	H Illinois	82 77									
149	A Wisconsin	84 77									

Non-Div I Games:

Minnesota

Mississippi St.

Through Games Of Feb. 11, 2016

Average RPI Win:	156	WON-LOST	WINNING	LAST 10	STRENGTH OF	OPP. STRENGTH	TEAM	ADJ.	CONF.	ADJ CONF.
Average RPI Loss:	18	RECORD	PCT. RANK	GAMES	SCHEDULE	OF SCHEDULE	RPI	RPI	RPI	RPI
DIV. I ONLY	21- 5	32	6- 4	70	64	21	21	2	2	
DIV. I NON-CONF.	13- 1	8	0- 0	213	250	47	47	2	2	
TOTALS	RPI 1-25	RPI 26-50	W-L RECORDS	RPI 51-100	RPI 101-150	RPI 150+				
21- 5	2- 3	2- 2	OVERALL	2- 0	5- 0	10- 0				
13- 1	1- 1	1- 0	HOME	1- 0	2- 0	8- 0				
4- 4	1- 2	0- 2	AWAY	0- 0	2- 0	1- 0				
4- 0	0- 0	1- 0	NEUTRAL	1- 0	1- 0	1- 0				
13- 1	0- 1	1- 0	NON-CONFERENCE	1- 0	2- 0	9- 0				
8- 0	0- 0	0- 0	HOME	0- 0	1- 0	7- 0				
1- 1	0- 1	0- 0	AWAY	0- 0	0- 0	1- 0				
4- 0	0- 0	1- 0	NEUTRAL	1- 0	1- 0	1- 0				
8- 4	2- 2	1- 2	CONFERENCE	1- 0	3- 0	1- 0				
5- 1	1- 1	1- 0	HOME	1- 0	1- 0	1- 0				
3- 3	1- 1	0- 2	AWAY	0- 0	2- 0	0- 0				
0- 0	0- 0	0- 0	NEUTRAL	0- 0	0- 0	0- 0				

RPI	S	Opponent	Score	RPI	S	Opponent	Score	RPI	S	Opponent	Score	RPI	S	Opponent	Score
3	H	South Carolina	51 57	29	A	Georgia	43 47	55	H	Auburn	60 45	120	N	Western Mich.	90 68
8	A	Texas	47 53	33	A	Missouri	54 66	65	N	FGCU	65 60	121	A	LSU	71 52
12	H	Tennessee	65 63	33	H	Missouri	52 42					122	H	Samford	68 47
15	A	Texas A&M	58 64	41	N	South Fla.	68 58					130	A	Arkansas	65 55
19	A	Florida	76 70									130	H	Arkansas	80 55
												152	H	Southern Miss.	78 65
												157	H	Ole Miss	79 51
												158	N	SMU	72 70
												168	A	Louisiana Tech	93 63
												230	H	Grambling	107 43
												266	H	Tennessee St.	82 54
												297	H	Savannah St.	92 25
												305	H	Southeastern La.	81 41
												346	H	Norfolk St.	92 34
												347	H	Mississippi Val.	109 37
LAST 12 Division I GAMES:															
15	A	Texas A&M	58 64	29	A	Georgia	43 47								
33	H	Missouri	52 42	157	H	Ole Miss	79 51								
121	A	LSU	71 52	33	A	Missouri	54 66								
130	A	Arkansas	65 55	130	H	Arkansas	80 55								
12	H	Tennessee	65 63	55	H	Auburn	60 45								
3	H	South Carolina	51 57	19	A	Florida	76 70								

Non-Div I Games:

Mississippi St.

■ Loss,
 ■ Non-Conf,
 ■ S Site,
 ■ H Home
 ■ A Away
 N Neutral

Average RPI Win:	334	WON-LOST	WINNING	LAST 10	STRENGTH OF	OPP. STRENGTH	TEAM	ADJ.	CONF.	ADJ CONF.
Average RPI Loss:	220	RECORD	PCT. RANK	GAMES	SCHEDULE	OF SCHEDULE	RPI	RPI	RPI	RPI
DIV. I ONLY	1- 18	348	0- 10	319	323	347	347	32	32	
DIV. I NON-CONF.	0- 8	338	0- 1	169	72	321	321	31	31	
TOTALS	RPI 1-25	RPI 26-50	W-L RECORDS	RPI 51-100	RPI 101-150	RPI 150+				
1- 18	0- 1	0- 0	OVERALL	0- 1	0- 2	1- 14				
1- 6	0- 0	0- 0	HOME	0- 0	0- 0	1- 6				
0- 11	0- 1	0- 0	AWAY	0- 1	0- 2	0- 7				
0- 1	0- 0	0- 0	NEUTRAL	0- 0	0- 0	0- 1				
0- 8	0- 1	0- 0	NON-CONFERENCE	0- 1	0- 2	0- 4				
0- 0	0- 0	0- 0	HOME	0- 0	0- 0	0- 0				
0- 7	0- 1	0- 0	AWAY	0- 1	0- 2	0- 3				
0- 1	0- 0	0- 0	NEUTRAL	0- 0	0- 0	0- 1				
1- 10	0- 0	0- 0	CONFERENCE	0- 0	0- 0	1- 10				
1- 6	0- 0	0- 0	HOME	0- 0	0- 0	1- 6				
0- 4	0- 0	0- 0	AWAY	0- 0	0- 0	0- 4				
0- 0	0- 0	0- 0	NEUTRAL	0- 0	0- 0	0- 0				

RPI 1-25			RPI 26-50			RPI 51-100			RPI 101+			Team's RPI: 347
RPI	S	Opponent	Score	RPI	S	Opponent	Score	RPI	S	Opponent	Score	
21	A	Mississippi St.	37 109					66	A	Vanderbilt	39 89	
								130	A	Arkansas	46 86	
								150	A	UAB	33 80	
								151	A	Alabama	35 98	
								152	A	Southern Miss.	55 71	
								157	A	Ole Miss	61 97	
								177	H	Southern U.	36 99	
								230	H	Grambling	52 65	
								233	A	Texas Southern	38 76	
								271	A	Prairie View	57 80	
								284	A	Alabama St.	50 100	
								284	H	Alabama St.	51 79	
								309	N	Nicholls St.	54 63	
								320	H	Alcorn	66 81	
								328	H	Jackson St.	46 72	
								334	H	Ark.-Pine Bluff	62 60	
								345	A	Alabama A&M	68 79	
								345	H	Alabama A&M	74 84	
LAST 12 Division I GAMES:												
345	H	Alabama A&M	74 84	177	H	Southern U.	36 99					
284	H	Alabama St.	51 79	320	H	Alcorn	66 81					
230	H	Grambling	52 65	345	A	Alabama A&M	68 79					
328	H	Jackson St.	46 72	284	A	Alabama St.	50 100					
271	A	Prairie View	57 80	334	H	Ark.-Pine Bluff	62 60					
233	A	Texas Southern	38 76	130	A	Arkansas	46 86					

Non-Div I Games: Philander Smith 64 53 Blue Mountain 72 67

Mississippi Val.

■ Loss,
 ■ Non-Conf,
 ■ S Site,
 ■ H Home
 ■ A Away
 N Neutral

Average RPI Win:	155	WON-LOST	WINNING	LAST 10	STRENGTH OF	OPP. STRENGTH	TEAM	ADJ.	CONF.	ADJ CONF.
Average RPI Loss:	35	RECORD	PCT. RANK	GAMES	SCHEDULE	OF SCHEDULE	RPI	RPI	RPI	RPI
DIV. I ONLY	19- 6	42	5- 5	67	40	33	33	2	2	
DIV. I NON-CONF.	13- 0	1	0- 0	238	155	36	36	2	2	
TOTALS	RPI 1-25	RPI 26-50	W-L RECORDS	RPI 51-100	RPI 101-150	RPI 150+				
19- 6	2- 4	1- 1	OVERALL	3- 0	2- 1	11- 0				
12- 2	2- 1	0- 1	HOME	1- 0	2- 0	7- 0				
6- 4	0- 1	1- 0	AWAY	2- 0	0- 0	3- 0				
1- 0	0- 0	0- 0	NEUTRAL	0- 0	0- 0	1- 0				
13- 0	0- 0	0- 0	NON-CONFERENCE	3- 0	1- 0	9- 0				
8- 0	0- 0	0- 0	HOME	1- 0	1- 0	6- 0				
4- 0	0- 0	0- 0	AWAY	2- 0	0- 0	2- 0				
1- 0	0- 0	0- 0	NEUTRAL	0- 0	0- 0	1- 0				
6- 6	2- 4	1- 1	CONFERENCE	0- 0	1- 1	2- 0				
4- 2	2- 1	0- 1	HOME	0- 0	1- 0	1- 0				
2- 4	0- 3	1- 0	AWAY	0- 0	0- 1	1- 0				
0- 0	0- 0	0- 0	NEUTRAL	0- 0	0- 0	0- 0				

RPI 1-25				RPI 26-50				Team's RPI: 33	RPI 51-100				RPI 101+			
RPI	S	Opponent	Score	RPI	S	Opponent	Score		RPI	S	Opponent	Score	RPI	S	Opponent	Score
3	A	South Carolina	58 83	29	A	Georgia	54 48		59	A	St. Mary's (CA)	95 78	121	H	LSU	52 46
12	H	Tennessee	55 71	29	H	Georgia	50 65		88	A	Missouri St.	71 55	123	H	Wake Forest	94 81
15	A	Texas A&M	77 81						90	H	Charlotte	88 71	130	A	Arkansas	52 64
19	H	Florida	79 64										151	H	Alabama	63 52
21	A	Mississippi St.	42 52										157	A	Ole Miss	60 46
21	H	Mississippi St.	66 54										172	H	SIUE	75 46
													180	A	Colorado	79 75
													196	H	Southeast Mo. St.	74 32
													198	N	Northeastern	69 56
													202	H	Texas St.	82 56
													235	H	Loyola Marymount	80 48
													280	H	Lamar	91 57
													293	A	Wichita St.	57 37
													334	H	Ark.-Pine Bluff	85 34
LAST 12 Division I GAMES:																
151	H	Alabama	63 52	15	A	Texas A&M	77 81									
21	A	Mississippi St.	42 52	130	A	Arkansas	52 64									
29	H	Georgia	50 65	21	H	Mississippi St.	66 54									
157	A	Ole Miss	60 46	3	A	South Carolina	58 83									
121	H	LSU	52 46	29	A	Georgia	54 48									
19	H	Florida	79 64	12	H	Tennessee	55 71									

Non-Div I Games:

Missouri

■ Loss,
■ Non-Conf, S Site,
■ Home
■ Away
N Neutral

Average RPI Win:	207	WON-LOST	WINNING	LAST 10	STRENGTH OF	OPP. STRENGTH	TEAM	ADJ.	CONF.	ADJ CONF.
Average RPI Loss:	69	RECORD	PCT. RANK	GAMES	SCHEDULE	OF SCHEDULE	RPI	RPI	RPI	RPI
DIV. I ONLY	14- 8	99	7- 3	101	127	88	88	21	21	
DIV. I NON-CONF.	6- 5	146	1- 0	29	34	82	82	17	17	
TOTALS	RPI 1-25	RPI 26-50	W-L RECORDS	RPI 51-100	RPI 101-150	RPI 150+				
14- 8	0- 2	0- 1	OVERALL	0- 4	4- 1	10- 0				
4- 4	0- 1	0- 1	HOME	0- 1	2- 1	2- 0				
9- 2	0- 0	0- 0	AWAY	0- 2	2- 0	7- 0				
1- 2	0- 1	0- 0	NEUTRAL	0- 1	0- 0	1- 0				
6- 5	0- 2	0- 1	NON-CONFERENCE	0- 2	2- 0	4- 0				
2- 2	0- 1	0- 1	HOME	0- 0	1- 0	1- 0				
3- 1	0- 0	0- 0	AWAY	0- 1	1- 0	2- 0				
1- 2	0- 1	0- 0	NEUTRAL	0- 1	0- 0	1- 0				
8- 3	0- 0	0- 0	CONFERENCE	0- 2	2- 1	6- 0				
2- 2	0- 0	0- 0	HOME	0- 1	1- 1	1- 0				
6- 1	0- 0	0- 0	AWAY	0- 1	1- 0	5- 0				
0- 0	0- 0	0- 0	NEUTRAL	0- 0	0- 0	0- 0				

RPI 1-25				RPI 26-50				RPI 51-100				Team's RPI: 88	RPI 101+				
RPI	S	Opponent	Score	RPI	S	Opponent	Score	RPI	S	Opponent	Score		RPI	S	Opponent	Score	
6	N	Stanford	65 82	33	H	Missouri	55 71	78	A	Middle Tenn.	54 70		127	A	UNI	78 75	
16	H	Oklahoma St.	55 74					92	N	Maine	65 69		127	H	UNI	60 65	
								99	A	Drake	72 95		130	A	Arkansas	69 54	
								99	H	Drake	75 82		139	H	Southern Ill.	82 77	
													148	H	Oral Roberts	72 64	
													156	A	Loyola Chicago	73 62	
													157	A	Ole Miss	91 78	
													163	A	Little Rock	64 58	
													183	N	Marist	77 45	
													207	H	Eastern Ky.	87 63	
													242	A	Indiana St.	59 51	
													293	A	Wichita St.	77 57	
													312	A	Illinois St.	73 51	
													316	A	Bradley	55 44	
													319	H	Evansville	77 70	
LAST 12 Division I GAMES:																	
		99	A	Drake			72	95			316	A	Bradley			55	44
		127	A	UNI			78	75			127	H	UNI			60	65
		293	A	Wichita St.			77	57			99	H	Drake			75	82
		139	H	Southern Ill.			82	77			242	A	Indiana St.			59	51
		319	H	Evansville			77	70			312	A	Illinois St.			73	51
		156	A	Loyola Chicago			73	62			163	A	Little Rock			64	58

Non-Div I Games: MidAmerica Naz. 88 61

Missouri St.

Average RPI Win:	245	WON-LOST	WINNING	LAST 10	STRENGTH OF	OPP. STRENGTH	TEAM	ADJ.	CONF.	ADJ CONF.
Average RPI Loss:	193	RECORD	PCT. RANK	GAMES	SCHEDULE	OF SCHEDULE	RPI	RPI	RPI	RPI
DIV. I ONLY	9- 15	240	4- 6	272	281	273	273	23	23	
DIV. I NON-CONF.	2- 7	280	0- 0	317	320	332	332	24	24	
TOTALS	RPI 1-25	RPI 26-50	W-L RECORDS	RPI 51-100	RPI 101-150	RPI 150+				
9- 15	0- 0	0- 1	OVERALL	0- 0	1- 4	8- 10				
6- 6	0- 0	0- 0	HOME	0- 0	1- 2	5- 4				
3- 9	0- 0	0- 1	AWAY	0- 0	0- 2	3- 6				
0- 0	0- 0	0- 0	NEUTRAL	0- 0	0- 0	0- 0				
2- 7	0- 0	0- 1	NON-CONFERENCE	0- 0	0- 1	2- 5				
1- 3	0- 0	0- 0	HOME	0- 0	0- 1	1- 2				
1- 4	0- 0	0- 1	AWAY	0- 0	0- 0	1- 3				
0- 0	0- 0	0- 0	NEUTRAL	0- 0	0- 0	0- 0				
7- 8	0- 0	0- 0	CONFERENCE	0- 0	1- 3	6- 5				
5- 3	0- 0	0- 0	HOME	0- 0	1- 1	4- 2				
2- 5	0- 0	0- 0	AWAY	0- 0	0- 2	2- 3				
0- 0	0- 0	0- 0	NEUTRAL	0- 0	0- 0	0- 0				

RPI 1-25			RPI 26-50			RPI 51-100			RPI 101+ Team's RPI: 273						
RPI	S	Opponent	Score	RPI	S	Opponent	Score	RPI	S	Opponent	Score				
				45	A	Princeton	70 81					111	H	Eastern Mich.	68 78
												112	A	Iona	56 68
												112	H	Iona	49 64
												117	A	Quinnipiac	58 85
												117	H	Quinnipiac	63 60
												183	A	Marist	55 78
												183	H	Marist	60 52
												189	H	Robert Morris	47 60
												204	A	Lehigh	88 95
												210	H	Fairfield	60 68
												217	H	Canisius	79 75
												221	A	Siena	54 64
												221	H	Siena	63 69
												232	A	Manhattan	57 56
												232	H	Manhattan	72 62
												248	A	Providence	59 71
												278	H	La Salle	50 65
												290	H	Niagara	83 60
												291	A	Rider	87 75
												296	A	Colgate	86 80
												310	A	Fairleigh Dickinson	75 81
												333	A	Saint Peter's	62 67
												344	H	St. Francis Brooklyn	63 54
LAST 12 Division I GAMES:															
				232	A	Manhattan	57 56					112	H	Iona	49 64
				217	H	Canisius	79 75					291	A	Rider	87 75
				112	A	Iona	56 68					183	A	Marist	55 78
				232	H	Manhattan	72 62					221	A	Siena	54 64
				210	H	Fairfield	60 68					183	H	Marist	60 52
				117	A	Quinnipiac	58 85					333	A	Saint Peter's	62 67

Non-Div I Games:

Monmouth

Montana

Through Games Of Feb. 11, 2016

Average RPI Win: 245	WON-LOST	WINNING	LAST 10	STRENGTH OF	OPP. STRENGTH	TEAM	ADJ.	CONF.	ADJ CONF.
Average RPI Loss: 174	RECORD	PCT. RANK	GAMES	SCHEDULE	OF SCHEDULE	RPI	RPI	RPI	RPI
DIV. I ONLY	13- 9	120	5- 5	326	180	219	219	19	19
DIV. I NON-CONF.	6- 4	125	0- 0	269	225	195	195	21	21
TOTALS	RPI 1-25	RPI 26-50	W-L RECORDS	RPI 51-100	RPI 101-150	RPI 150+			
13- 9	0- 0	0- 1	OVERALL	1- 0	0- 2	12- 6			
10- 2	0- 0	0- 0	HOME	0- 0	0- 1	10- 1			
2- 7	0- 0	0- 1	AWAY	0- 0	0- 1	2- 5			
1- 0	0- 0	0- 0	NEUTRAL	1- 0	0- 0	0- 0			
6- 4	0- 0	0- 1	NON-CONFERENCE	1- 0	0- 0	5- 3			
5- 1	0- 0	0- 0	HOME	0- 0	0- 0	5- 1			
0- 3	0- 0	0- 1	AWAY	0- 0	0- 0	0- 2			
1- 0	0- 0	0- 0	NEUTRAL	1- 0	0- 0	0- 0			
7- 5	0- 0	0- 0	CONFERENCE	0- 0	0- 2	7- 3			
5- 1	0- 0	0- 0	HOME	0- 0	0- 1	5- 0			
2- 4	0- 0	0- 0	AWAY	0- 0	0- 1	2- 3			
0- 0	0- 0	0- 0	NEUTRAL	0- 0	0- 0	0- 0			

RPI S	Opponent	Score	RPI S	Opponent	Score	RPI S	Opponent	Score	RPI S	Opponent	Score	Team's RPI: 219
50	A Colorado St.	43 75	84	N Drexel	58 50	118	H North Dakota	59 61	147	A Idaho	61 78	
						155	H Northern Colo.	58 46	162	A Montana St.	52 61	
						164	H Pacific	64 54	173	H Fla. Atlantic	83 69	
						188	A Eastern Wash.	65 67	199	A Sacramento St.	75 83	
						199	H Sacramento St.	90 83	204	A Lehigh	53 80	
						211	H Utah St.	86 70	247	H Seattle	44 58	
						250	A Wyoming	61 68	267	H Northern Ariz.	81 58	
						283	H Portland	90 67	324	A Portland St.	79 58	
						324	H Portland St.	76 57	331	A Southern Utah	81 50	
						331	H Southern Utah	66 60	337	H Cal St. Fullerton	86 51	
LAST 12 Division I GAMES:												
331	A Southern Utah	81 50	118	H North Dakota	59 61							
324	H Portland St.	76 57	155	H Northern Colo.	58 46							
199	H Sacramento St.	90 83	199	A Sacramento St.	75 83							
162	A Montana St.	52 61	324	A Portland St.	79 58							
188	A Eastern Wash.	65 67	331	H Southern Utah	66 60							
147	A Idaho	61 78	267	H Northern Ariz.	81 58							

Non-Div I Games: Mont. St.-Northern 80 32

Montana

Loss, Non-Conf, S Site, H Home A Away N Neutral

Average RPI Win:	254	WON-LOST	WINNING	LAST 10	STRENGTH OF	OPP. STRENGTH	TEAM	ADJ.	CONF.	ADJ CONF.
Average RPI Loss:	158	RECORD	PCT. RANK	GAMES	SCHEDULE	OF SCHEDULE	RPI	RPI	RPI	RPI
DIV. I ONLY	16- 5	40	9- 1	342	171	162	162	19	19	
DIV. I NON-CONF.	5- 4	138	0- 0	338	246	248	248	21	21	
TOTALS	RPI 1-25	RPI 26-50	W-L RECORDS	RPI 51-100	RPI 101-150	RPI 150+				
16- 5	0- 0	0- 0	OVERALL	0- 2	2- 0	14- 3				
9- 1	0- 0	0- 0	HOME	0- 1	1- 0	8- 0				
6- 4	0- 0	0- 0	AWAY	0- 1	1- 0	5- 3				
1- 0	0- 0	0- 0	NEUTRAL	0- 0	0- 0	1- 0				
5- 4	0- 0	0- 0	NON-CONFERENCE	0- 2	0- 0	5- 2				
2- 1	0- 0	0- 0	HOME	0- 1	0- 0	2- 0				
2- 3	0- 0	0- 0	AWAY	0- 1	0- 0	2- 2				
1- 0	0- 0	0- 0	NEUTRAL	0- 0	0- 0	1- 0				
11- 1	0- 0	0- 0	CONFERENCE	0- 0	2- 0	9- 1				
7- 0	0- 0	0- 0	HOME	0- 0	1- 0	6- 0				
4- 1	0- 0	0- 0	AWAY	0- 0	1- 0	3- 1				
0- 0	0- 0	0- 0	NEUTRAL	0- 0	0- 0	0- 0				

RPI S	Opponent	Score	RPI S	Opponent	Score	RPI S	Opponent	Score	RPI S	Opponent	Score	Team's RPI: 162
						71	H San Diego	49 62	118	H North Dakota	69 61	
						87	A Gonzaga	52 65	147	A Idaho	62 59	
									155	H Northern Colo.	66 58	
									188	A Eastern Wash.	69 81	
									194	A Cal Poly	57 66	
									199	A Sacramento St.	80 79	
									199	H Sacramento St.	116 99	
									219	H Montana	61 52	
									247	A Seattle	80 51	
									250	A Wyoming	69 75	
									267	A Northern Ariz.	83 72	
									267	H Northern Ariz.	86 77	
									283	H Portland	86 57	
									319	N Evansville	81 55	
									324	A Portland St.	106 59	
									324	H Portland St.	74 64	
									327	A Nevada	66 53	
									331	H Southern Utah	86 59	
									337	H Cal St. Fullerton	89 66	
LAST 12 Division I GAMES:												
267	A	Northern Ariz.	83	72	155	H	Northern Colo.	66	58			
199	H	Sacramento St.	116	99	118	H	North Dakota	69	61			
324	H	Portland St.	74	64	324	A	Portland St.	106	59			
219	H	Montana	61	52	199	A	Sacramento St.	80	79			
147	A	Idaho	62	59	267	H	Northern Ariz.	86	77			
188	A	Eastern Wash.	69	81	331	H	Southern Utah	86	59			

Non-Div I Games: Montana Western 74 36 Carroll (MT) 74 34

Montana St.

Average RPI Win:	303	WON-LOST	WINNING	LAST 10	STRENGTH OF	OPP. STRENGTH	TEAM	ADJ.	CONF.	ADJ CONF.
Average RPI Loss:	188	RECORD	PCT. RANK	GAMES	SCHEDULE	OF SCHEDULE	RPI	RPI	RPI	RPI
DIV. I ONLY	7- 16	272	3- 7	300	291	294	294	24	24	
DIV. I NON-CONF.	4- 8	234	0- 1	275	326	270	270	23	23	
TOTALS	RPI 1-25	RPI 26-50	W-L RECORDS	RPI 51-100	RPI 101-150	RPI 150+				
7- 16	0- 1	0- 1	OVERALL	0- 1	0- 3	7- 10				
4- 5	0- 0	0- 0	HOME	0- 1	0- 1	4- 3				
3- 11	0- 0	0- 0	AWAY	0- 0	0- 0	3- 0				
0- 0	0- 0	0- 0	NEUTRAL	0- 0	0- 0	0- 0				
4- 8	0- 1	0- 1	NON-CONFERENCE	0- 0	0- 2	4- 4				
2- 2	0- 0	0- 0	HOME	0- 0	0- 1	2- 1				
2- 6	0- 1	0- 1	AWAY	0- 0	0- 1	2- 3				
0- 0	0- 0	0- 0	NEUTRAL	0- 0	0- 0	0- 0				
3- 8	0- 0	0- 0	CONFERENCE	0- 1	0- 1	3- 6				
2- 3	0- 0	0- 0	HOME	0- 1	0- 0	2- 2				
1- 5	0- 0	0- 0	AWAY	0- 0	0- 1	1- 4				
0- 0	0- 0	0- 0	NEUTRAL	0- 0	0- 0	0- 0				

RPI 1-25				RPI 26-50				RPI 51-100				RPI 101+ Team's RPI: 294			
RPI	S	Opponent	Score	RPI	S	Opponent	Score	RPI	S	Opponent	Score	RPI	S	Opponent	Score
22	A	Kentucky	57 112	36	A	West Virginia	56 94	86	H	UT Martin	67 85	107	A	Belmont	71 99
												135	H	Marshall	101 104
												139	A	Southern Ill.	69 102
												172	A	SIUE	81 90
												196	H	Southeast Mo. St.	79 89
												207	A	Eastern Ky.	93 100
												227	H	USC Upstate	72 86
												257	A	UC Santa Barbara	78 93
												260	A	Miami (OH)	57 59
												266	A	Tennessee St.	76 78
												268	A	Georgia St.	99 90
												272	H	Tennessee Tech	75 71
												275	H	Jacksonville St.	67 63
												276	A	Murray St.	79 83
												281	H	Austin Peay	75 96
												292	H	Kennesaw St.	83 77
												335	A	Lipscomb	92 77
												336	A	Eastern Ill.	85 77
												339	A	Chicago St.	71 75
												345	H	Alabama A&M	112 69
LAST 12 Division I GAMES:															
266	A	Tennessee St.	76 78	336	A	Eastern Ill.	85 77								
107	A	Belmont	71 99	172	A	SIUE	81 90								
207	A	Eastern Ky.	93 100	86	H	UT Martin	67 85								
272	H	Tennessee Tech	75 71	196	H	Southeast Mo. St.	79 89								
275	H	Jacksonville St.	67 63	276	A	Murray St.	79 83								
281	H	Austin Peay	75 96	257	A	UC Santa Barbara	78 93								

Non-Div I Games: Ky. Christian 121 91 Mt. St. Joseph 117 53

Morehead St.

Loss, Non-Conf, S Site, H Home A Away N Neutral

Average RPI Win: 283	WON-LOST	WINNING	LAST 10	STRENGTH OF	OPP. STRENGTH	TEAM	ADJ.	CONF.	ADJ CONF.
Average RPI Loss: 150	RECORD	PCT. RANK	GAMES	SCHEDULE	OF SCHEDULE	RPI	RPI	RPI	RPI
DIV. I ONLY	9- 12	210	8- 2	176	326	215	215	30	30
DIV. I NON-CONF.	1- 10	330	1- 3	18	294	246	246	30	30
TOTALS	RPI 1-25	RPI 26-50	W-L RECORDS	RPI 51-100	RPI 101-150	RPI 150+			
9- 12	0- 1	0- 1	OVERALL	1- 2	0- 1	8- 7			
5- 3	0- 0	0- 0	HOME	1- 0	0- 0	4- 3			
4- 7	0- 0	0- 0	AWAY	0- 0	0- 0	4- 1			
0- 2	0- 0	0- 1	NEUTRAL	0- 0	0- 0	0- 1			
1- 10	0- 1	0- 1	NON-CONFERENCE	1- 2	0- 1	0- 5			
1- 2	0- 0	0- 0	HOME	1- 0	0- 0	0- 2			
0- 6	0- 1	0- 0	AWAY	0- 2	0- 1	0- 2			
0- 2	0- 0	0- 1	NEUTRAL	0- 0	0- 0	0- 1			
8- 2	0- 0	0- 0	CONFERENCE	0- 0	0- 0	8- 2			
4- 1	0- 0	0- 0	HOME	0- 0	0- 0	4- 1			
4- 1	0- 0	0- 0	AWAY	0- 0	0- 0	4- 1			
0- 0	0- 0	0- 0	NEUTRAL	0- 0	0- 0	0- 0			

RPI 1-25				RPI 26-50				RPI 51-100				RPI 101+ Team's RPI: 215			
RPI	S	Opponent	Score	RPI	S	Opponent	Score	RPI	S	Opponent	Score	RPI	S	Opponent	Score
24	A	Syracuse	61 90	50	N	Colorado St.	36 54	51	A	James Madison	31 92	124	A	Stony Brook	42 46
								91	H	Bucknell	64 50	153	A	Brown	45 72
								96	A	Virginia Tech	33 73	165	H	Hampton	51 65
												169	H	UMBC	46 65
												189	A	Robert Morris	44 76
												221	N	Siena	46 69
												251	A	Bethune-Cookman	48 63
												252	H	Coppin St.	72 51
												297	A	Savannah St.	66 60
												299	A	Florida A&M	67 62
												307	H	Delaware St.	56 49
												308	H	UMKC	50 59
												314	A	South Carolina St.	62 56
												317	A	UMES	77 69
												323	H	Howard	78 66
												346	H	Norfolk St.	67 58
LAST 12 Division I GAMES:															
314	A	South Carolina St.	62 56	317	A	UMES	77 69								
297	A	Savannah St.	66 60	307	H	Delaware St.	56 49								
252	H	Coppin St.	72 51	308	H	UMKC	50 59								
323	H	Howard	78 66	91	H	Bucknell	64 50								
251	A	Bethune-Cookman	48 63	124	A	Stony Brook	42 46								
299	A	Florida A&M	67 62	169	H	UMBC	46 65								

Non-Div I Games: Washington Adventis74 36

Morgan St.

Average RPI Win:	322	WON-LOST	WINNING	LAST 10	STRENGTH OF	OPP. STRENGTH	TEAM	ADJ.	CONF.	ADJ CONF.
Average RPI Loss:	237	RECORD	PCT. RANK	GAMES	SCHEDULE	OF SCHEDULE	RPI	RPI	RPI	RPI
DIV. I ONLY	6- 17	287	3- 7	338	347	338	338	31	31	
DIV. I NON-CONF.	2- 9	296	0- 0	320	323	334	334	32	32	
TOTALS	RPI 1-25	RPI 26-50	W-L RECORDS	RPI 51-100	RPI 101-150	RPI 150+				
6- 17	0- 0	0- 0	OVERALL	0- 2	0- 1	6- 14				
3- 7	0- 0	0- 0	HOME	0- 0	0- 0	3- 7				
3- 10	0- 0	0- 0	AWAY	0- 0	0- 0	3- 3				
0- 0	0- 0	0- 0	NEUTRAL	0- 0	0- 0	0- 0				
2- 9	0- 0	0- 0	NON-CONFERENCE	0- 2	0- 1	2- 6				
0- 4	0- 0	0- 0	HOME	0- 0	0- 0	0- 4				
2- 5	0- 0	0- 0	AWAY	0- 2	0- 1	2- 2				
0- 0	0- 0	0- 0	NEUTRAL	0- 0	0- 0	0- 0				
4- 8	0- 0	0- 0	CONFERENCE	0- 0	0- 0	4- 8				
3- 3	0- 0	0- 0	HOME	0- 0	0- 0	3- 3				
1- 5	0- 0	0- 0	AWAY	0- 0	0- 0	1- 5				
0- 0	0- 0	0- 0	NEUTRAL	0- 0	0- 0	0- 0				

RPI S	Opponent	Score	RPI S	Opponent	Score	RPI S	Opponent	Score	RPI S	Opponent	Score	Team's RPI: 338
						91	A Bucknell	45 71	146	A Pittsburgh	57 74	
						96	A Virginia Tech	42 59	189	A Robert Morris	56 61	
									189	H Robert Morris	67 74	
									197	H William & Mary	74 76	
									213	H Bryant	59 70	
									252	A Coppin St.	55 66	
									255	H Loyola Maryland	63 65	
									259	A Sacred Heart	58 61	
									277	H Central Conn. St.	54 48	
									279	A Saint Francis (PA)	57 87	
									282	A Campbell	53 62	
									290	H Niagara	51 53	
									307	A Delaware St.	54 41	
									310	A Fairleigh Dickinson	53 66	
									317	A UMES	57 50	
									323	H Howard	49 62	
									325	A LIU Brooklyn	50 53	
									325	H LIU Brooklyn	51 61	
									342	A Wagner	59 50	
									342	H Wagner	64 55	
									344	H St. Francis Brooklyn	66 56	
LAST 12 Division I GAMES:												
342	A	Wagner	59	50	189	A	Robert Morris	56	61			
325	A	LIU Brooklyn	50	53	279	A	Saint Francis (PA)	57	87			
189	H	Robert Morris	67	74	213	H	Bryant	59	70			
342	H	Wagner	64	55	277	H	Central Conn. St.	54	48			
259	A	Sacred Heart	58	61	344	H	St. Francis Brooklyn	66	56			
310	A	Fairleigh Dickinson	53	66	325	H	LIU Brooklyn	51	61			

Non-Div I Games:

Mt. St. Mary's

Average RPI Win: 288	WON-LOST	WINNING	LAST 10	STRENGTH OF	OPP. STRENGTH	TEAM	ADJ.	CONF.	ADJ CONF.
Average RPI Loss: 181	RECORD	PCT. RANK	GAMES	SCHEDULE	OF SCHEDULE	RPI	RPI	RPI	RPI
DIV. I ONLY	7- 14	260	3- 7	275	301	276	276	24	24
DIV. I NON-CONF.	2- 7	280	0- 0	246	334	273	273	23	23
TOTALS	RPI 1-25	RPI 26-50	W-L RECORDS	RPI 51-100	RPI 101-150	RPI 150+			
7- 14	0- 1	0- 0	OVERALL	0- 1	0- 4	7- 8			
4- 4	0- 0	0- 0	HOME	0- 0	0- 2	4- 2			
3- 10	0- 1	0- 0	AWAY	0- 1	0- 2	3- 6			
0- 0	0- 0	0- 0	NEUTRAL	0- 0	0- 0	0- 0			
2- 7	0- 1	0- 0	NON-CONFERENCE	0- 0	0- 3	2- 3			
0- 2	0- 0	0- 0	HOME	0- 0	0- 2	0- 0			
2- 5	0- 1	0- 0	AWAY	0- 0	0- 1	2- 3			
0- 0	0- 0	0- 0	NEUTRAL	0- 0	0- 0	0- 0			
5- 7	0- 0	0- 0	CONFERENCE	0- 1	0- 1	5- 5			
4- 2	0- 0	0- 0	HOME	0- 0	0- 0	4- 2			
1- 5	0- 0	0- 0	AWAY	0- 1	0- 1	1- 3			
0- 0	0- 0	0- 0	NEUTRAL	0- 0	0- 0	0- 0			

RPI 1-25			RPI 26-50			RPI 51-100			RPI 101+ Team's RPI: 276		
RPI	S	Opponent	Score	RPI	S	Opponent	Score	RPI	S	Opponent	Score
13	A	Florida St.	59 101					86	A	UT Martin	62 92
								107	A	Belmont	61 87
								128	A	Central Ark.	40 50
								128	H	Central Ark.	51 61
								139	H	Southern Ill.	57 70
								167	A	Jacksonville	54 79
								172	A	SIUE	79 76
								172	H	SIUE	61 64
								196	A	Southeast Mo. St.	59 96
								207	A	Eastern Ky.	60 72
								266	A	Tennessee St.	58 69
								272	H	Tennessee Tech	56 50
								275	H	Jacksonville St.	71 74
								281	H	Austin Peay	75 72
								294	H	Morehead St.	83 79
								312	A	Illinois St.	76 81
								319	A	Evansville	73 54
								335	A	Lipscomb	85 93
								336	H	Eastern Ill.	66 56
								345	A	Alabama A&M	76 59
LAST 12 Division I GAMES:											
172	A	SIUE	79 76	207	A	Eastern Ky.	60 72				
281	H	Austin Peay	75 72	266	A	Tennessee St.	58 69				
196	A	Southeast Mo. St.	59 96	107	A	Belmont	61 87				
86	A	UT Martin	62 92	275	H	Jacksonville St.	71 74				
336	H	Eastern Ill.	66 56	272	H	Tennessee Tech	56 50				
172	H	SIUE	61 64	294	H	Morehead St.	83 79				

Non-Div I Games: Blue Mountain 89 64 Oakland City 91 75

Murray St.

Loss, Non-Conf, S Site, H Home A Away N Neutral

Average RPI Win:	320	WON-LOST	WINNING	LAST 10	STRENGTH OF	OPP. STRENGTH	TEAM	ADJ.	CONF.	ADJ CONF.
Average RPI Loss:	175	RECORD	PCT. RANK	GAMES	SCHEDULE	OF SCHEDULE	RPI	RPI	RPI	RPI
DIV. I ONLY	9- 10	193	6- 3	336	282	274	274	30	30	
DIV. I NON-CONF.	2- 7	280	1- 2	168	170	258	258	30	30	
TOTALS	RPI 1-25	RPI 26-50	W-L RECORDS	RPI 51-100	RPI 101-150	RPI 150+				
9- 10	0- 2	0- 0	OVERALL	0- 2	0- 0	9- 6				
3- 4	0- 0	0- 0	HOME	0- 2	0- 0	3- 2				
4- 5	0- 1	0- 0	AWAY	0- 0	0- 0	4- 4				
2- 1	0- 1	0- 0	NEUTRAL	0- 0	0- 0	2- 0				
2- 7	0- 2	0- 0	NON-CONFERENCE	0- 2	0- 0	2- 3				
0- 2	0- 0	0- 0	HOME	0- 2	0- 0	0- 0				
0- 4	0- 1	0- 0	AWAY	0- 0	0- 0	0- 3				
2- 1	0- 1	0- 0	NEUTRAL	0- 0	0- 0	2- 0				
7- 3	0- 0	0- 0	CONFERENCE	0- 0	0- 0	7- 3				
3- 2	0- 0	0- 0	HOME	0- 0	0- 0	3- 2				
4- 1	0- 0	0- 0	AWAY	0- 0	0- 0	4- 1				
0- 0	0- 0	0- 0	NEUTRAL	0- 0	0- 0	0- 0				

RPI 1-25				RPI 26-50				RPI 51-100				RPI 101+ Team's RPI: 274			
RPI	S	Opponent	Score	RPI	S	Opponent	Score	RPI	S	Opponent	Score	RPI	S	Opponent	Score
5	A	Ohio St.	56 89					65	H	FGCU	36 60	165	H	Hampton	52 55
23	N	Duquesne	67 81					97	H	VCU	49 64	252	A	Coppin St.	59 65
												254	A	Navy	48 52
												282	A	Campbell	55 56
												293	A	Wichita St.	53 55
												297	A	Savannah St.	69 59
												297	H	Savannah St.	60 31
												307	A	Delaware St.	84 64
												314	A	South Carolina St.	57 54
												317	H	UMES	50 56
												318	N	North Dakota St.	72 64
												323	H	Howard	88 70
												331	N	Southern Utah	78 65
												346	H	Norfolk St.	64 53
												349	A	N.C. Central	76 54
LAST 12 Division I GAMES:															
349	A	N.C. Central	76 54	314	A	South Carolina St.	57 54								
297	H	Savannah St.	60 31	297	A	Savannah St.	69 59								
307	A	Delaware St.	84 64	97	H	VCU	49 64								
252	A	Coppin St.	59 65	293	A	Wichita St.	53 55								
346	H	Norfolk St.	64 53	318	N	North Dakota St.	72 64								
165	H	Hampton	52 55	5	A	Ohio St.	56 89								

Non-Div I Games: Pfeiffer 74 55 North Greenville 64 37

N.C. A&T

Loss, Non-Conf, S Site, H Home A Away N Neutral

N.C. Central

Through Games Of Feb. 11, 2016

Average RPI Win:	292	WON-LOST	WINNING	LAST 10	STRENGTH OF	OPP. STRENGTH	TEAM	ADJ.	CONF.	ADJ CONF.
Average RPI Loss:	255	RECORD	PCT. RANK	GAMES	SCHEDULE	OF SCHEDULE	RPI	RPI	RPI	RPI
DIV. I ONLY	3- 16	327	2- 7	346	340	349	349	30	30	
DIV. I NON-CONF.	1- 9	325	1- 3	326	317	348	348	30	30	
TOTALS	RPI 1-25	RPI 26-50	W-L RECORDS	RPI 51-100	RPI 101-150	RPI 150+				
3- 16	0- 0	0- 0	OVERALL	0- 2	0- 0	3- 14				
3- 4	0- 0	0- 0	HOME	0- 0	0- 0	3- 4				
0- 12	0- 0	0- 0	AWAY	0- 2	0- 0	0- 10				
0- 0	0- 0	0- 0	NEUTRAL	0- 0	0- 0	0- 0				
1- 9	0- 0	0- 0	NON-CONFERENCE	0- 2	0- 0	1- 7				
1- 1	0- 0	0- 0	HOME	0- 0	0- 0	1- 1				
0- 8	0- 0	0- 0	AWAY	0- 2	0- 0	0- 6				
0- 0	0- 0	0- 0	NEUTRAL	0- 0	0- 0	0- 0				
2- 7	0- 0	0- 0	CONFERENCE	0- 0	0- 0	2- 7				
2- 3	0- 0	0- 0	HOME	0- 0	0- 0	2- 3				
0- 4	0- 0	0- 0	AWAY	0- 0	0- 0	0- 4				
0- 0	0- 0	0- 0	NEUTRAL	0- 0	0- 0	0- 0				

RPI	S	Opponent	Score	RPI	S	Opponent	Score	RPI	S	Opponent	Score	RPI	S	Opponent	Score	Team's RPI: 349
75	A	Nebraska	47	88	165	H	Hampton	42	76	214	H	Furman	66	61		
90	A	Charlotte	52	67	218	A	Presbyterian	50	60	227	A	USC Upstate	46	68		
					274	H	N.C. A&T	54	76	274	H	Campbell	48	57		
					287	A	UNCG	56	103	297	A	Savannah St.	39	57		
					299	A	Florida A&M	45	55	299	A	Florida A&M	45	55		
					303	A	Wofford	37	60	303	A	Wofford	37	60		
					307	A	Delaware St.	56	66	307	A	Delaware St.	56	66		
					311	A	Longwood	49	60	311	A	Longwood	49	60		
					313	A	Winthrop	39	62	313	A	Winthrop	39	62		
					314	A	South Carolina St.	51	58	314	A	South Carolina St.	51	58		
					317	H	UMES	49	46	317	H	UMES	49	46		
					323	H	Howard	61	68	323	H	Howard	61	68		
					346	H	Norfolk St.	63	62	346	H	Norfolk St.	63	62		
LAST 12 Division I GAMES:																
274	H	N.C. A&T	54	76	314	A	South Carolina St.	51	58							
299	A	Florida A&M	45	55	214	H	Furman	66	61							
307	A	Delaware St.	56	66	287	A	UNCG	56	103							
165	H	Hampton	42	76	218	A	Presbyterian	50	60							
346	H	Norfolk St.	63	62	227	A	USC Upstate	46	68							
297	A	Savannah St.	39	57	303	A	Wofford	37	60							

Non-Div I Games: Johnson & Wales (NC68 58

N.C. Central

Loss, Non-Conf, S Site, H Home A Away N Neutral

Average RPI Win:	330	WON-LOST	WINNING	LAST 10	STRENGTH OF	OPP. STRENGTH	TEAM	ADJ.	CONF.	ADJ CONF.
Average RPI Loss:	214	RECORD	PCT. RANK	GAMES	SCHEDULE	OF SCHEDULE	RPI	RPI	RPI	RPI
DIV. I ONLY	2- 20	342	1- 9	301	316	343	343	29	29	
DIV. I NON-CONF.	1- 12	337	0- 3	255	335	337	337	27	27	
TOTALS	RPI 1-25	RPI 26-50	W-L RECORDS	RPI 51-100	RPI 101-150	RPI 150+				
2- 20	0- 0	0- 0	OVERALL	0- 4	0- 1	2- 15				
1- 10	0- 0	0- 0	HOME	0- 1	0- 0	1- 9				
1- 10	0- 0	0- 0	AWAY	0- 3	0- 1	1- 6				
0- 0	0- 0	0- 0	NEUTRAL	0- 0	0- 0	0- 0				
1- 12	0- 0	0- 0	NON-CONFERENCE	0- 3	0- 1	1- 8				
0- 6	0- 0	0- 0	HOME	0- 1	0- 0	0- 5				
1- 6	0- 0	0- 0	AWAY	0- 2	0- 1	1- 3				
0- 0	0- 0	0- 0	NEUTRAL	0- 0	0- 0	0- 0				
1- 8	0- 0	0- 0	CONFERENCE	0- 1	0- 0	1- 7				
1- 4	0- 0	0- 0	HOME	0- 0	0- 0	1- 4				
0- 4	0- 0	0- 0	AWAY	0- 1	0- 0	0- 3				
0- 0	0- 0	0- 0	NEUTRAL	0- 0	0- 0	0- 0				

RPI 1-25				RPI 26-50				RPI 51-100				RPI 101+				Team's RPI: 343	
RPI	S	Opponent	Score	RPI	S	Opponent	Score	RPI	S	Opponent	Score	RPI	S	Opponent	Score		
								65	A	FGCU	37	70	135	A	Marshall	50	63
								72	H	Army West Point	35	71	153	H	Brown	49	74
								81	A	Minnesota	50	83	167	H	Jacksonville	36	65
								100	A	Virginia	54	81	175	A	Stetson	55	60
															</		

Non-Div I Games: St. Joseph (VT) 71 50 St. Joseph's (Brklr) 78 41

NJIT

Loss, Non-Conf, S Site, H Home A Away N Neutral

Average RPI Win: 275	WON-LOST	WINNING	LAST 10	STRENGTH OF	OPP. STRENGTH	TEAM	ADJ.	CONF.	ADJ CONF.
Average RPI Loss: 174	RECORD	PCT. RANK	GAMES	SCHEDULE	OF SCHEDULE	RPI	RPI	RPI	RPI
DIV. I ONLY	11- 11	171	6- 4	293	312	254	254	28	28
DIV. I NON-CONF.	5- 5	160	0- 0	210	289	205	205	28	28
TOTALS	RPI 1-25	RPI 26-50	W-L RECORDS	RPI 51-100	RPI 101-150	RPI 150+			
11- 11	0- 0	0- 2	OVERALL	1- 3	0- 0	10- 6			
8- 4	0- 0	0- 1	HOME	1- 1	0- 0	7- 2			
3- 6	0- 0	0- 1	AWAY	0- 1	0- 0	3- 4			
0- 1	0- 0	0- 0	NEUTRAL	0- 1	0- 0	0- 0			
5- 5	0- 0	0- 2	NON-CONFERENCE	1- 1	0- 0	4- 2			
4- 2	0- 0	0- 1	HOME	1- 0	0- 0	3- 1			
1- 3	0- 0	0- 1	AWAY	0- 1	0- 0	1- 1			
0- 0	0- 0	0- 0	NEUTRAL	0- 0	0- 0	0- 0			
6- 6	0- 0	0- 0	CONFERENCE	0- 2	0- 0	6- 4			
4- 2	0- 0	0- 0	HOME	0- 1	0- 0	4- 1			
2- 3	0- 0	0- 0	AWAY	0- 0	0- 0	2- 3			
0- 1	0- 0	0- 0	NEUTRAL	0- 1	0- 0	0- 0			

RPI S	Opponent	Score	RPI S	Opponent	Score	RPI S	Opponent	Score	RPI S	Opponent	Score	Team's RPI: 254
43	A Penn	57	43	A Penn	57	67	H Elon	73 70	190	A Kansas	54 61	
50	H Colorado St.	82	50	H Colorado St.	82	72	N Army West Point	38 75	204	H Lehigh	48 51	
						76	A Hofstra	63 65	221	H Siena	59 58	
						91	H Bucknell	41 51	255	A Loyola Maryland	38 51	
									255	H Loyola Maryland	45 38	
									263	A Holy Cross	49 57	
									263	H Holy Cross	50 49	
									274	H N.C. A&T	52 48	
									296	A Colgate	62 58	
									296	H Colgate	51 41	
									325	H LIU Brooklyn	66 68	
									330	A Lafayette	65 58	
									333	A Saint Peter's	50 39	
									341	H Air Force	64 46	
									348	A Boston U.	49 51	
									348	H Boston U.	67 56	
LAST 12 Division I GAMES:												
255	H Loyola Maryland	45 38	330	A Lafayette	65 58							
296	A Colgate	62 58	255	A Loyola Maryland	38 51							
348	A Boston U.	49 51	296	H Colgate	51 41							
263	H Holy Cross	50 49	348	H Boston U.	67 56							
72	N Army West Point	38 75	263	A Holy Cross	49 57							
204	H Lehigh	48 51	91	H Bucknell	41 51							

Non-Div I Games: Johns Hopkins 77 45

Navy

Nebraska

Through Games Of Feb. 11, 2016

Average RPI Win:	168	WON-LOST	WINNING	LAST 10	STRENGTH OF	OPP. STRENGTH	TEAM	ADJ.	CONF.	ADJ CONF.
Average RPI Loss:	49	RECORD	PCT. RANK	GAMES	SCHEDULE	OF SCHEDULE	RPI	RPI	RPI	RPI
DIV. I ONLY	16- 8	84	7- 3	136	25	75	75	4	4	
DIV. I NON-CONF.	9- 2	37	0- 0	258	110	91	91	4	4	
TOTALS	RPI 1-25	RPI 26-50	W-L RECORDS	RPI 51-100	RPI 101-150	RPI 150+				
16- 8	0- 2	4- 2	OVERALL	1- 4	4- 0	7- 0				
13- 1	0- 0	3- 0	HOME	0- 1	3- 0	7- 0				
3- 7	0- 2	1- 2	AWAY	1- 3	1- 0	0- 0				
0- 0	0- 0	0- 0	NEUTRAL	0- 0	0- 0	0- 0				
9- 2	0- 1	2- 0	NON-CONFERENCE	0- 1	1- 0	6- 0				
9- 0	0- 0	2- 0	HOME	0- 0	1- 0	6- 0				
0- 2	0- 1	0- 0	AWAY	0- 1	0- 0	0- 0				
0- 0	0- 0	0- 0	NEUTRAL	0- 0	0- 0	0- 0				
7- 6	0- 1	2- 2	CONFERENCE	1- 3	3- 0	1- 0				
4- 1	0- 0	1- 0	HOME	0- 1	2- 0	1- 0				
3- 5	0- 1	1- 2	AWAY	1- 2	1- 0	0- 0				
0- 0	0- 0	0- 0	NEUTRAL	0- 0	0- 0	0- 0				





























































RPI	S	Opponent	Score	RPI	S	Opponent	Score	RPI	S	Opponent	Score	RPI	S	Opponent	Score
2	A	UConn	46 88	39	H	North Carolina St.	88 67	53	H	Iowa	68 74	119	H	Creighton	65 63
11	A	Maryland	50 89	40	A	Rutgers	56 66	73	A	California	80 87	131	A	Penn St.	83 78
				40	H	Rutgers	65 54	79	A	Michigan	93 81	131	H	Penn St.	87 69
				42	A	Indiana	47 59	81	A	Minnesota	73 110	149	H	Wisconsin	75 62
				44	H	Arkansas St.	79 71	89	A	Northwestern	62 85	161	H	Illinois	73 57
				49	A	Purdue	62 61					177	H	Southern U.	89 38
												267	H	Northern Ariz.	90 67
												302	H	North Florida	91 46
												319	H	Evansville	85 40
												334	H	Ark.-Pine Bluff	96 46
												349	H	N.C. Central	88 47
LAST 12 Division I GAMES:															
81	A	Minnesota	73 110	49	A	Purdue	62 61								
42	A	Indiana	47 59	40	H	Rutgers	65 54								
131	H	Penn St.	87 69	131	A	Penn St.	83 78								
40	A	Rutgers	56 66	161	H	Illinois	73 57								
149	H	Wisconsin	75 62	11	A	Maryland	50 89								
79	A	Michigan	93 81	89	A	Northwestern	62 85								

Non-Div I Games:

Nebraska

■ Loss,
■ Non-Conf, S Site,
■ Home
■ Away
N Neutral

Average RPI Win: 280	WON-LOST	WINNING	LAST 10	STRENGTH OF	OPP. STRENGTH	TEAM	ADJ.	CONF.	ADJ CONF.
Average RPI Loss: 174	RECORD	PCT. RANK	GAMES	SCHEDULE	OF SCHEDULE	RPI	RPI	RPI	RPI
DIV. I ONLY	3- 18	331	3- 7	226	247	327	327	20	20
DIV. I NON-CONF.	0- 10	338	0- 1	193	229	335	335	20	20
TOTALS	RPI 1-25	RPI 26-50	W-L RECORDS	RPI 51-100	RPI 101-150	RPI 150+			
3- 18	0- 0	0- 1	OVERALL	0- 3	0- 3	3- 11			
2- 9	0- 0	0- 1	HOME	0- 2	0- 2	2- 4			
1- 7	0- 0	0- 0	AWAY	0- 0	0- 1	1- 6			
0- 2	0- 0	0- 0	NEUTRAL	0- 1	0- 0	0- 1			
0- 10	0- 0	0- 0	NON-CONFERENCE	0- 3	0- 1	0- 6			
0- 5	0- 0	0- 0	HOME	0- 2	0- 1	0- 2			
0- 3	0- 0	0- 0	AWAY	0- 0	0- 0	0- 3			
0- 2	0- 0	0- 0	NEUTRAL	0- 1	0- 0	0- 1			
3- 8	0- 0	0- 1	CONFERENCE	0- 0	0- 2	3- 5			
2- 4	0- 0	0- 1	HOME	0- 0	0- 1	2- 2			
1- 4	0- 0	0- 0	AWAY	0- 0	0- 1	1- 3			
0- 0	0- 0	0- 0	NEUTRAL	0- 0	0- 0	0- 0			

RPI 1-25	RPI 26-50	RPI 51-100	RPI 101+	Team's RPI: 327
RPI S Opponent Score	RPI S Opponent Score	RPI S Opponent Score	RPI S Opponent Score	Score
	50  Colorado St. 37  64	68  Washington St. 57  70	114  San Francisco 62  70	
		71  San Diego 47  84	125  Boise St. 58  66	
		78  Middle Tenn. 46  90	138  Fresno St. 59  67	
			162  Montana St. 53  66	
			164  Pacific 52  74	
			181  New Mexico 47  51	
			193  UNLV 59  65	
			201  Ill.-Chicago 55  70	
			211  Utah St. 66  79	
			220  Utah Valley 65  73	
			235  Loyola Marymount 58  69	
			249  San Diego St. 70 64	
			250  Wyoming 53  68	
			250  Wyoming 68 65	
			326  UC Irvine 64  68	
			341  Air Force 53  59	
			341  Air Force 68 57	
LAST 12 Division I GAMES:				
341  Air Force 53  59	125  Boise St. 58  66	341  Air Force 68 57		
50  Colorado St. 37  64	138  Fresno St. 59  67	250  Wyoming 53  68		
211  Utah St. 66  79	181  New Mexico 47  51	201  Ill.-Chicago 55  70		
249  San Diego St. 70 64				
193  UNLV 59  65				
250  Wyoming 68 65				

Non-Div I Games: San Fran. St. 57 51

Nevada

New Hampshire

Through Games Of Feb. 11, 2016

Average RPI Win:	275	WON-LOST	WINNING	LAST 10	STRENGTH OF	OPP. STRENGTH	TEAM	ADJ.	CONF.	ADJ CONF.
Average RPI Loss:	143	RECORD	PCT. RANK	GAMES	SCHEDULE	OF SCHEDULE	RPI	RPI	RPI	RPI
DIV. I ONLY	7- 16	272	2- 8	175	240	258	258	15	15	
DIV. I NON-CONF.	5- 7	198	0- 1	251	271	219	219	18	18	
TOTALS	RPI 1-25	RPI 26-50	W-L RECORDS	RPI 51-100	RPI 101-150	RPI 150+				
7- 16	0- 0	0- 1	OVERALL	0- 4	0- 4	7- 7				
4- 6	0- 0	0- 1	HOME	0- 2	0- 0	4- 3				
3- 10	0- 0	0- 0	AWAY	0- 0	0- 1	3- 1				
0- 0	0- 0	0- 0	NEUTRAL	0- 0	0- 0	0- 0				
5- 7	0- 0	0- 1	NON-CONFERENCE	0- 0	0- 3	5- 3				
2- 3	0- 0	0- 1	HOME	0- 0	0- 0	2- 2				
3- 4	0- 0	0- 0	AWAY	0- 0	0- 3	3- 1				
0- 0	0- 0	0- 0	NEUTRAL	0- 0	0- 0	0- 0				
2- 9	0- 0	0- 0	CONFERENCE	0- 4	0- 1	2- 4				
2- 3	0- 0	0- 0	HOME	0- 2	0- 0	2- 1				
0- 6	0- 0	0- 0	AWAY	0- 2	0- 1	0- 3				
0- 0	0- 0	0- 0	NEUTRAL	0- 0	0- 0	0- 0				

RPI S	Opponent	Score	RPI S	Opponent	Score	RPI S	Opponent	Score	RPI S	Opponent	Score	Team's RPI: 258
43	H Penn	60 67	52	A Albany (NY)	48 85	103	A North Carolina	60 65				
			52	H Albany (NY)	52 78	104	A Boston College	51 71				
			92	A Maine	55 59	109	A Yale	46 63				
			92	H Maine	52 62	124	A Stony Brook	54 63				
						169	H UMBC	55 65				
						198	H Northeastern	54 66				
						206	A Hartford	44 48				
						213	A Bryant	42 55				
						221	H Siena	53 57				
						228	A Binghamton	50 51				
						228	H Binghamton	64 49				
						232	H Manhattan	72 57				
						259	A Sacred Heart	81 69				
						269	A Dartmouth	61 57				
						277	A Central Conn. St.	64 50				
						286	A Vermont	63 83				
						315	H UMass Lowell	65 61				
						348	H Boston U.	69 52				
LAST 12 Division I GAMES:												
52	A Albany (NY)	48 85	315	H UMass Lowell	65 61							
92	A Maine	55 59	92	H Maine	52 62							
228	H Binghamton	64 49	124	A Stony Brook	54 63							
169	H UMBC	55 65	52	H Albany (NY)	52 78							
286	A Vermont	63 83	228	A Binghamton	50 51							
206	A Hartford	44 48	109	A Yale	46 63							

Non-Div I Games: Colby-Sawyer 72 41

New Hampshire

■ Loss,
 ■ Non-Conf,
 ■ S Site,
 ■ H Home
 ■ A Away
 N Neutral

Average RPI Win:	237	WON-LOST	WINNING	LAST 10	STRENGTH OF	OPP. STRENGTH	TEAM	ADJ.	CONF.	ADJ CONF.
Average RPI Loss:	142	RECORD	PCT. RANK	GAMES	SCHEDULE	OF SCHEDULE	RPI	RPI	RPI	RPI
DIV. I ONLY	12- 10	145	1- 2	183	231	181	181	20	20	
DIV. I NON-CONF.	7- 4	110	0- 1	62	241	96	96	20	20	
TOTALS	RPI 1-25	RPI 26-50	W-L RECORDS	RPI 51-100	RPI 101-150	RPI 150+				
12- 10	0- 1	0- 1	OVERALL	1- 2	0- 2	11- 4				
8- 5	0- 1	0- 0	HOME	0- 1	0- 2	8- 1				
4- 5	0- 0	0- 1	AWAY	1- 1	0- 0	3- 3				
0- 0	0- 0	0- 0	NEUTRAL	0- 0	0- 0	0- 0				
7- 4	0- 1	0- 1	NON-CONFERENCE	1- 2	0- 0	6- 0				
5- 2	0- 1	0- 0	HOME	0- 1	0- 0	5- 0				
2- 2	0- 0	0- 1	AWAY	1- 1	0- 0	1- 0				
0- 0	0- 0	0- 0	NEUTRAL	0- 0	0- 0	0- 0				
5- 6	0- 0	0- 0	CONFERENCE	0- 0	0- 2	5- 4				
3- 3	0- 0	0- 0	HOME	0- 0	0- 2	3- 1				
2- 3	0- 0	0- 0	AWAY	0- 0	0- 0	2- 3				
0- 0	0- 0	0- 0	NEUTRAL	0- 0	0- 0	0- 0				

RPI S	Opponent	Score	RPI S	Opponent	Score	RPI S	Opponent	Score	RPI S	Opponent	Score	Team's RPI: 181
23	H Duquesne	69 78	31	A UTEP	62 70	81	A Minnesota	72 53	125	H Boise St.	60 81	
						98	A New Mexico St.	59 78	138	H Fresno St.	65 69	
						98	H New Mexico St.	47 52	158	A SMU	63 58	
									193	A UNLV	48 57	
									193	H UNLV	67 53	
									199	H Sacramento St.	84 71	
									203	H San Jose St.	71 57	
									211	A Utah St.	56 72	
									211	H Utah St.	73 70	
									234	H Houston Baptist	65 57	
									249	H San Diego St.	46 51	
									250	A Wyoming	48 66	
									253	H Pepperdine	60 52	
									309	H Nicholls St.	83 43	
									327	A Nevada	51 47	
									331	H Southern Utah	70 48	
									341	A Air Force	63 33	
LAST 12 Division I GAMES:												
23	H Duquesne	69 78	203	H San Jose St.	71 57							
211	H Utah St.	73 70	250	A Wyoming	48 66							
249	H San Diego St.	46 51	193	H UNLV	67 53							
193	A UNLV	48 57	211	A Utah St.	56 72							
125	H Boise St.	60 81	138	H Fresno St.	65 69							
341	A Air Force	63 33	327	A Nevada	51 47							

Non-Div I Games:

New Mexico

■ Loss,
■ Non-Conf, S Site,
■ Home
■ Away
N Neutral

Average RPI Win:	242	WON-LOST	WINNING	LAST 10	STRENGTH OF	OPP. STRENGTH	TEAM	ADJ.	CONF.	ADJ CONF.
Average RPI Loss:	68	RECORD	PCT. RANK	GAMES	SCHEDULE	OF SCHEDULE	RPI	RPI	RPI	RPI
DIV. I ONLY	18- 3	15	9- 0	308	182	98	98	25	25	
DIV. I NON-CONF.	9- 3	69	1- 1	279	104	127	127	25	25	
TOTALS	RPI 1-25	RPI 26-50	W-L RECORDS	RPI 51-100	RPI 101-150	RPI 150+				
18- 3	0- 0	0- 1	OVERALL	0- 1	1- 1	17- 0				
9- 1	0- 0	0- 1	HOME	0- 0	1- 0	8- 0				
8- 1	0- 0	0- 0	AWAY	0- 0	0- 1	8- 0				
1- 1	0- 0	0- 0	NEUTRAL	0- 1	0- 0	1- 0				
9- 3	0- 0	0- 1	NON-CONFERENCE	0- 1	1- 1	8- 0				
5- 1	0- 0	0- 1	HOME	0- 0	1- 0	4- 0				
3- 1	0- 0	0- 0	AWAY	0- 0	0- 1	3- 0				
1- 1	0- 0	0- 0	NEUTRAL	0- 1	0- 0	1- 0				
9- 0	0- 0	0- 0	CONFERENCE	0- 0	0- 0	9- 0				
4- 0	0- 0	0- 0	HOME	0- 0	0- 0	4- 0				
5- 0	0- 0	0- 0	AWAY	0- 0	0- 0	5- 0				
0- 0	0- 0	0- 0	NEUTRAL	0- 0	0- 0	0- 0				

RPI 1-25				RPI 26-50				RPI 51-100				Team's RPI: 98		RPI 101+			
RPI	S	Opponent	Score	RPI	S	Opponent	Score	RPI	S	Opponent	Score			RPI	S	Opponent	Score
				31	H	UTEP	65 71	66	N	Vanderbilt	45 71			106	A	Arizona	64 68
														134	H	Northwestern St.	65 54
														181	A	New Mexico	52 47
														181	H	New Mexico	78 59
														187	A	UTRGV	68 57
														199	H	Sacramento St.	80 77
														203	A	San Jose St.	75 66
														220	A	Utah Valley	59 53
														220	H	Utah Valley	73 68
														229	A	Grand Canyon	64 44
														229	H	Grand Canyon	60 58
														243	H	CSU Bakersfield	86 63
														247	H	Seattle	69 54
														267	H	Northern Ariz.	87 53
														308	A	UMKC	68 62
														318	A	North Dakota St.	79 69
														321	N	A&M-Corpus Christi	70 51
														331	H	Southern Utah	74 60
														339	A	Chicago St.	70 60
LAST 12 Division I GAMES:																	
				220	A	Utah Valley	59 53	308	A	UMKC	68 62						
				229	A	Grand Canyon	64 44	229	H	Grand Canyon	60 58						
				187	A	UTRGV	68 57	220	H	Utah Valley	73 68						
				243	H	CSU Bakersfield	86 63	321	N	A&M-Corpus Christi	70 51						
				247	H	Seattle	69 54	66	N	Vanderbilt	45 71						
				339	A	Chicago St.	70 60	181	A	New Mexico	52 47						

Non-Div I Games: Eastern N.M. 76 61 Western N.M. 68 39

New Mexico St.

Loss, Non-Conf, S Site, H Home A Away N Neutral

Average RPI Win:	299	WON-LOST	WINNING	LAST 10	STRENGTH OF	OPP. STRENGTH	TEAM	ADJ.	CONF.	ADJ CONF.
Average RPI Loss:	217	RECORD	PCT. RANK	GAMES	SCHEDULE	OF SCHEDULE	RPI	RPI	RPI	RPI
DIV. I ONLY	4- 15	309	2- 8	307	337	340	340	27	27	
DIV. I NON-CONF.	1- 6	311	0- 0	318	280	346	346	26	26	
TOTALS	RPI 1-25	RPI 26-50	W-L RECORDS	RPI 51-100	RPI 101-150	RPI 150+				
4- 15	0- 0	0- 0	OVERALL	0- 1	0- 3	4- 11				
4- 5	0- 0	0- 0	HOME	0- 0	0- 1	4- 4				
0- 9	0- 0	0- 0	AWAY	0- 0	0- 0	0- 1				
0- 1	0- 0	0- 0	NEUTRAL	0- 0	0- 0	0- 1				
1- 6	0- 0	0- 0	NON-CONFERENCE	0- 1	0- 1	1- 4				
1- 1	0- 0	0- 0	HOME	0- 0	0- 0	1- 1				
0- 4	0- 0	0- 0	AWAY	0- 1	0- 1	0- 2				
0- 1	0- 0	0- 0	NEUTRAL	0- 0	0- 0	0- 1				
3- 9	0- 0	0- 0	CONFERENCE	0- 0	0- 2	3- 7				
3- 4	0- 0	0- 0	HOME	0- 0	0- 1	3- 3				
0- 5	0- 0	0- 0	AWAY	0- 0	0- 1	0- 4				
0- 0	0- 0	0- 0	NEUTRAL	0- 0	0- 0	0- 0				

RPI 1-25				RPI 26-50				RPI 51-100				RPI 101+				Team's RPI: 340	
RPI	S	Opponent	Score	RPI	S	Opponent	Score	RPI	S	Opponent	Score	RPI	S	Opponent	Score		
								94	A	TCU	36	85	128	A	Central Ark.	55	67
												128	H	Central Ark.	44	59	
												130	A	Arkansas	41	73	
												157	A	Ole Miss	59	97	
												170	A	McNeese St.	63	92	
												170	H	McNeese St.	74	77	
												234	H	Houston Baptist	51	71	
												237	H	Stephen F. Austin	58	57	
												240	A	Sam Houston St.	52	64	
												280	A	Lamar	52	79	
												287	H	UNCG	79	81	
												292	A	Kennesaw St.	53	60	
												299	N	Florida A&M	60	71	
												309	H	Nicholls St.	62	55	
												321	A	A&M-Corpus Christi	59	73	
												321	H	A&M-Corpus Christi	64	75	
												322	H	Incarnate Word	55	49	
												328	H	Jackson St.	85	68	
LAST 12 Division I GAMES:																	
				321	H	A&M-Corpus Christi	64	75				128	H	Central Ark.	44	59	
				128	A	Central Ark.	55	67				234	H	Houston Baptist	51	71	
				170	A	McNeese St.	63	92				237	H	Stephen F. Austin	58	57	
				170	H	McNeese St.	74	77				240	A	Sam Houston St.	52	64	
				309	H	Nicholls St.	62	55				322	H	Incarnate Word	55	49	
				321	A	A&M-Corpus Christi	59	73				280	A	Lamar	52	79	

Non-Div I Games: LSU-Alexandria 93 75 Trinity Baptist 109 46

New Orleans

■ Loss,
 ■ Non-Conf, S Site,
 ■ Home
 ■ Away
 N Neutral

Niagara

Through Games Of Feb. 11, 2016

Average RPI Win:	302	WON-LOST	WINNING	LAST 10	STRENGTH OF	OPP. STRENGTH	TEAM	ADJ.	CONF.	ADJ CONF.
Average RPI Loss:	168	RECORD	PCT. RANK	GAMES	SCHEDULE	OF SCHEDULE	RPI	RPI	RPI	RPI
DIV. I ONLY	6- 17	287	3- 7	251	258	290	290	23	23	
DIV. I NON-CONF.	2- 7	280	0- 0	259	234	299	299	24	24	
TOTALS	RPI 1-25	RPI 26-50	W-L RECORDS	RPI 51-100	RPI 101-150	RPI 150+				
6- 17	0- 0	0- 1	OVERALL	0- 0	0- 7	6- 9				
3- 7	0- 0	0- 0	HOME	0- 0	0- 4	3- 3				
3- 10	0- 0	0- 1	AWAY	0- 0	0- 3	3- 6				
0- 0	0- 0	0- 0	NEUTRAL	0- 0	0- 0	0- 0				
2- 7	0- 0	0- 1	NON-CONFERENCE	0- 0	0- 3	2- 3				
1- 3	0- 0	0- 0	HOME	0- 0	0- 2	1- 1				
1- 4	0- 0	0- 1	AWAY	0- 0	0- 1	1- 2				
0- 0	0- 0	0- 0	NEUTRAL	0- 0	0- 0	0- 0				
4- 10	0- 0	0- 0	CONFERENCE	0- 0	0- 4	4- 6				
2- 4	0- 0	0- 0	HOME	0- 0	0- 2	2- 2				
2- 6	0- 0	0- 0	AWAY	0- 0	0- 2	2- 4				
0- 0	0- 0	0- 0	NEUTRAL	0- 0	0- 0	0- 0				

RPI 1-25			RPI 26-50			RPI 51-100			RPI 101+			Team's RPI: 290			
RPI	S	Opponent	Score	RPI	S	Opponent	Score	RPI	S	Opponent	Score	RPI	S	Opponent	Score
				28	A	St. Bonaventure	55 67					112	A	Iona	46 73
												112	H	Iona	52 73
												116	H	Youngstown St.	54 71
												117	A	Quinnipiac	52 70
												117	H	Quinnipiac	54 61
												133	A	Texas Tech	45 79
												137	H	Buffalo	48 57
												174	A	Detroit	75 80
												183	A	Marist	50 63
												209	H	Oakland	67 77
												210	A	Fairfield	43 61
												210	H	Fairfield	56 55
												217	H	Canisius	66 68
												221	H	Siena	51 59
												232	A	Manhattan	62 80
												269	A	Dartmouth	47 60
												273	A	Monmouth	60 83
												291	A	Rider	67 57
												304	H	Cleveland St.	73 72
												333	A	Saint Peter's	52 48
												333	H	Saint Peter's	51 46
												338	A	Mt. St. Mary's	53 51
LAST 12 Division I GAMES:															
				117	A	Quinnipiac	52 70					333	H	Saint Peter's	51 46
				210	A	Fairfield	43 61					117	H	Quinnipiac	54 61
				112	H	Iona	52 73					291	A	Rider	67 57
				217	H	Canisius	66 68					333	A	Saint Peter's	52 48
				183	A	Marist	50 63					210	H	Fairfield	56 55
				112	A	Iona	46 73					221	H	Siena	51 59

Non-Div I Games:

Niagara

Loss, Non-Conf, S Site, H Home A Away N Neutral

Average RPI Win: 259	WON-LOST	WINNING	LAST 10	STRENGTH OF	OPP. STRENGTH	TEAM	ADJ.	CONF.	ADJ CONF.
Average RPI Loss: 216	RECORD	PCT. RANK	GAMES	SCHEDULE	OF SCHEDULE	RPI	RPI	RPI	RPI
DIV. I ONLY	7- 13	253	2- 1	321	332	309	309	27	27
DIV. I NON-CONF.	1- 8	320	1- 0	321	343	347	347	26	26
TOTALS	RPI 1-25	RPI 26-50	W-L RECORDS	RPI 51-100	RPI 101-150	RPI 150+			
7- 13	0- 0	0- 0	OVERALL	0- 1	1- 2	6- 10			
3- 7	0- 0	0- 0	HOME	0- 1	1- 1	2- 5			
3- 5	0- 0	0- 0	AWAY	0- 0	0- 0	3- 5			
1- 1	0- 0	0- 0	NEUTRAL	0- 0	0- 1	1- 0			
1- 8	0- 0	0- 0	NON-CONFERENCE	0- 0	0- 1	1- 7			
0- 4	0- 0	0- 0	HOME	0- 0	0- 0	0- 4			
0- 3	0- 0	0- 0	AWAY	0- 0	0- 0	0- 3			
1- 1	0- 0	0- 0	NEUTRAL	0- 0	0- 1	1- 0			
6- 5	0- 0	0- 0	CONFERENCE	0- 1	1- 1	5- 3			
3- 3	0- 0	0- 0	HOME	0- 1	1- 1	2- 1			
3- 2	0- 0	0- 0	AWAY	0- 0	0- 0	3- 2			
0- 0	0- 0	0- 0	NEUTRAL	0- 0	0- 0	3- 0			

RPI 1-25			RPI 26-50			RPI 51-100			RPI 101+			Team's RPI: 309
RPI	S	Opponent	Score	RPI	S	Opponent	Score	RPI	S	Opponent	Score	
						63 H Abilene Christian	68 71			122 N Samford	43 45	
										128 H Central Ark.	65 71	
										134 H Northwestern St.	70 61	
										168 H Louisiana Tech	55 58	
										170 H McNeese St.	85 81	
										181 A New Mexico	43 83	
										186 A Troy	51 104	
										230 H Grambling	65 69	
										234 A Houston Baptist	71 80	
										240 A Sam Houston St.	67 63	
										271 H Prairie View	70 81	
										275 H Jacksonville St.	49 63	
										280 H Lamar	69 59	
										288 A La.-Monroe	57 69	
										321 A A&M-Corpus Christi	64 62	
										322 A Incarnate Word	66 64	
										322 H Incarnate Word	61 63	
										340 A New Orleans	55 62	
										347 N Mississippi Val.	63 54	
LAST 12 Division I GAMES:												
						347 N Mississippi Val.	63 54			134 H Northwestern St.	70 61	
						170 H McNeese St.	85 81			321 A A&M-Corpus Christi	64 62	
						322 H Incarnate Word	61 63			240 A Sam Houston St.	67 63	
						322 A Incarnate Word	66 64			63 H Abilene Christian	68 71	
						340 A New Orleans	55 62			234 A Houston Baptist	71 80	
						128 H Central Ark.	65 71			280 H Lamar	69 59	

Non-Div I Games: Southern-N.O. 98 65

Nicholls St.

Average RPI Win:	320	WON-LOST	WINNING	LAST 10	STRENGTH OF	OPP. STRENGTH	TEAM	ADJ.	CONF.	ADJ CONF.
Average RPI Loss:	233	RECORD	PCT. RANK	GAMES	SCHEDULE	OF SCHEDULE	RPI	RPI	RPI	RPI
DIV. I ONLY	2- 19	341	2- 8	330	343	346	346	30	30	
DIV. I NON-CONF.	0- 10	338	0- 2	252	324	345	345	30	30	
TOTALS	RPI 1-25	RPI 26-50	W-L RECORDS	RPI 51-100	RPI 101-150	RPI 150+				
2- 19	0- 1	0- 0	OVERALL	0- 1	0- 1	2- 16				
0- 7	0- 0	0- 0	HOME	0- 0	0- 0	0- 7				
2- 10	0- 1	0- 0	AWAY	0- 1	0- 1	2- 7				
0- 2	0- 0	0- 0	NEUTRAL	0- 0	0- 0	0- 2				
0- 10	0- 1	0- 0	NON-CONFERENCE	0- 1	0- 1	0- 7				
0- 3	0- 0	0- 0	HOME	0- 0	0- 0	0- 3				
0- 5	0- 1	0- 0	AWAY	0- 1	0- 1	0- 2				
0- 2	0- 0	0- 0	NEUTRAL	0- 0	0- 0	0- 2				
2- 9	0- 0	0- 0	CONFERENCE	0- 0	0- 0	2- 9				
0- 4	0- 0	0- 0	HOME	0- 0	0- 0	0- 4				
2- 5	0- 0	0- 0	AWAY	0- 0	0- 0	2- 5				
0- 0	0- 0	0- 0	NEUTRAL	0- 0	0- 0	0- 0				

RPI	S	Opponent	Score	RPI	S	Opponent	Score	RPI	S	Opponent	Score	RPI	S	Opponent	Score	Team's RPI: 346
21	A	Mississippi St.	34 92					100	A	Virginia	50 86	135	A	Marshall	67 81	
												165	A	Hampton	62 73	
												197	A	William & Mary	47 67	
												209	H	Oakland	73 83	
												215	A	Morgan St.	58 67	
												227	H	USC Upstate	62 82	
												238	H	UNCW	57 61	
												251	H	Bethune-Cookman	45 53	
												252	A	Coppin St.	44 69	
												255	A	Loyola Maryland	67 75	
												274	A	N.C. A&T	53 64	
												278	N	La Salle	59 67	
												297	H	Savannah St.	53 68	
												299	H	Florida A&M	67 83	
												314	H	South Carolina St.	52 60	
												317	A	UMES	74 63	
												323	A	Howard	110 108	
												344	N	St. Francis Brooklyn	55 59	
												349	A	N.C. Central	62 63	
LAST 12 Division I GAMES:																
317	A	UMES	74 63	349	A	N.C. Central	62 63									
323	A	Howard	110 108	251	H	Bethune-Cookman	45 53									
165	A	Hampton	62 73	299	H	Florida A&M	67 83									
297	H	Savannah St.	53 68	252	A	Coppin St.	44 69									
314	H	South Carolina St.	52 60	344	N	St. Francis Brooklyn	55 59									
274	A	N.C. A&T	53 64	278	N	La Salle	59 67									

Non-Div I Games:

Norfolk St.

■ Loss,
 ■ Non-Conf, S Site,
 ■ Home
 ■ Away
 N Neutral

North Carolina

Through Games Of Feb. 11, 2016

Average RPI Win:	168	WON-LOST	WINNING	LAST 10	STRENGTH OF	OPP. STRENGTH	TEAM	ADJ.	CONF.	ADJ CONF.
Average RPI Loss:	75	RECORD	PCT. RANK	GAMES	SCHEDULE	OF SCHEDULE	RPI	RPI	RPI	RPI
DIV. I ONLY	14- 12	154	3- 7	36	88	103	103	5	5	
DIV. I NON-CONF.	10- 5	100	1- 0	84	247	125	125	5	5	
TOTALS	RPI 1-25	RPI 26-50	W-L RECORDS	RPI 51-100	RPI 101-150	RPI 150+				
14- 12	1- 3	0- 3	OVERALL	3- 3	3- 1	7- 2				
11- 6	1- 1	0- 1	HOME	2- 2	2- 0	6- 2				
1- 6	0- 2	0- 2	AWAY	0- 1	1- 1	0- 0				
2- 0	0- 0	0- 0	NEUTRAL	1- 0	0- 0	1- 0				
10- 5	0- 1	0- 0	NON-CONFERENCE	2- 2	2- 0	6- 2				
8- 4	0- 0	0- 0	HOME	1- 2	2- 0	5- 2				
0- 1	0- 1	0- 0	AWAY	0- 0	0- 0	0- 0				
2- 0	0- 0	0- 0	NEUTRAL	1- 0	0- 0	1- 0				
4- 7	1- 2	0- 3	CONFERENCE	1- 1	1- 1	1- 0				
3- 2	1- 1	0- 1	HOME	1- 0	0- 0	1- 0				
1- 5	0- 1	0- 2	AWAY	0- 1	1- 1	0- 0				
0- 0	0- 0	0- 0	NEUTRAL	0- 0	0- 0	0- 0				

RPI 1-25				RPI 26-50				RPI 51-100				RPI 101+ Team's RPI: 103			
RPI	S	Opponent	Score	RPI	S	Opponent	Score	RPI	S	Opponent	Score	RPI	S	Opponent	Score
1	A	Notre Dame	54 88	34	H	Miami (FL)	61 76	61	H	Oregon	77 79	104	A	Boston College	86 78
16	A	Oklahoma St.	67 77	39	A	North Carolina St.	49 78	80	A	Georgia Tech	73 80	109	H	Yale	70 63
20	H	Louisville	60 78	47	A	Duke	55 71	87	N	Gonzaga	67 62	112	H	Iona	64 52
24	H	Syracuse	77 73					89	H	Northwestern	72 85	123	A	Wake Forest	63 75
								92	H	Maine	59 58	152	N	Southern Miss.	69 62
								96	H	Virginia Tech	71 67	164	H	Pacific	63 66
												225	H	Gardner-Webb	65 66
												227	H	USC Upstate	80 40
												236	H	Clemson	72 56
												244	H	Appalachian St.	68 59
												258	H	New Hampshire	65 60
												299	H	Florida A&M	94 58
												310	H	Fairleigh Dickinson	64 46
LAST 12 Division I GAMES:															
96	H	Virginia Tech	71 67	34	H	Miami (FL)	61 76	80	A	Georgia Tech	73 80	1	A	Notre Dame	54 88
104	A	Boston College	86 78	47	A	Duke	55 71	236	H	Clemson	72 56	24	H	Syracuse	77 73
20	H	Louisville	60 78	123	A	Wake Forest	63 75	92	H	Maine	59 58				

Non-Div I Games:

North Carolina

Loss, Non-Conf, S Site, H Home A Away N Neutral

Average RPI Win:	137	WON-LOST	WINNING	LAST 10	STRENGTH OF	OPP. STRENGTH	TEAM	ADJ.	CONF.	ADJ CONF.
Average RPI Loss:	46	RECORD	PCT. RANK	GAMES	SCHEDULE	OF SCHEDULE	RPI	RPI	RPI	RPI
DIV. I ONLY	17- 8	82	7- 3	34	47	39	39	5	5	
DIV. I NON-CONF.	9- 4	96	0- 0	88	75	75	75	5	5	
TOTALS	RPI 1-25	RPI 26-50	W-L RECORDS	RPI 51-100	RPI 101-150	RPI 150+				
17- 8	0- 3	1- 2	OVERALL	5- 2	6- 1	5- 0				
11- 2	0- 1	0- 0	HOME	4- 1	3- 0	4- 0				
4- 5	0- 2	1- 1	AWAY	1- 1	2- 1	0- 0				
2- 1	0- 0	0- 1	NEUTRAL	0- 0	1- 0	1- 0				
9- 4	0- 1	0- 1	NON-CONFERENCE	2- 2	2- 0	5- 0				
6- 1	0- 0	0- 0	HOME	2- 1	0- 0	4- 0				
1- 2	0- 1	0- 0	AWAY	0- 1	1- 0	0- 0				
2- 1	0- 0	0- 1	NEUTRAL	0- 0	1- 0	1- 0				
8- 4	0- 2	1- 1	CONFERENCE	3- 0	4- 1	0- 0				
5- 1	0- 1	0- 0	HOME	2- 0	3- 0	0- 0				
3- 3	0- 1	1- 1	AWAY	1- 0	1- 1	0- 0				
0- 0	0- 0	0- 0	NEUTRAL	0- 0	0- 0	0- 0				

RPI 1-25				RPI 26-50				Team's RPI: 39	RPI 51-100				RPI 101+			
RPI	S	Opponent	Score	RPI	S	Opponent	Score		RPI	S	Opponent	Score	RPI	S	Opponent	Score
1	A	Notre Dame	46 82	26	N	Seton Hall	55 58		62	H	Villanova	70 64	102	A	Liberty	61 53
19	A	Florida	72 79	34	A	Miami (FL)	44 73		67	H	Elon	66 69	103	H	North Carolina	78 49
20	H	Louisville	90 92	47	A	Duke	65 62		75	A	Nebraska	67 88	104	H	Boston College	74 63
									80	H	Georgia Tech	65 57	123	A	Wake Forest	58 63
									90	H	Charlotte	72 65	123	H	Wake Forest	64 47
									96	A	Virginia Tech	72 61	146	A	Pittsburgh	78 76
									100	H	Virginia	63 52	150	N	UAB	67 56
													159	H	Davidson	58 42
													207	N	Eastern Ky.	73 62
													216	H	Radford	67 52
													241	H	High Point	89 48
													301	H	Western Caro.	86 55
LAST 12 Division I GAMES:																
104	H	Boston College	74 63	20	H	Louisville	90 92		47	A	Duke	65 62				
123	A	Wake Forest	58 63	146	A	Pittsburgh	78 76		80	H	Georgia Tech	65 57				
1	A	Notre Dame	46 82	123	H	Wake Forest	64 47		34	A	Miami (FL)	44 73				
103	H	North Carolina	78 49													
100	H	Virginia	63 52													
96	A	Virginia Tech	72 61													

Non-Div I Games:

North Carolina St.

■ Loss,
 ■ Non-Conf, S Site,
 ■ Home
 ■ Away
 N Neutral

Average RPI Win:	224	WON-LOST	WINNING	LAST 10	STRENGTH OF	OPP. STRENGTH	TEAM	ADJ.	CONF.	ADJ CONF.
Average RPI Loss:	115	RECORD	PCT. RANK	GAMES	SCHEDULE	OF SCHEDULE	RPI	RPI	RPI	RPI
DIV. I ONLY	12- 11	161	8- 2	65	288	118	118	19	19	
DIV. I NON-CONF.	4- 7	222	0- 0	37	221	175	175	21	21	
TOTALS	RPI 1-25	RPI 26-50	W-L RECORDS	RPI 51-100	RPI 101-150	RPI 150+				
12- 11	0- 0	0- 0	OVERALL	0- 6	1- 2	11- 3				
9- 2	0- 0	0- 0	HOME	0- 1	1- 0	8- 1				
3- 8	0- 0	0- 0	AWAY	0- 0	0- 0	3- 0				
0- 1	0- 0	0- 0	NEUTRAL	0- 1	0- 0	0- 0				
4- 7	0- 0	0- 0	NON-CONFERENCE	0- 6	1- 1	3- 0				
4- 1	0- 0	0- 0	HOME	0- 1	1- 0	3- 0				
0- 5	0- 0	0- 0	AWAY	0- 4	0- 1	0- 0				
0- 1	0- 0	0- 0	NEUTRAL	0- 1	0- 0	0- 0				
8- 4	0- 0	0- 0	CONFERENCE	0- 0	0- 1	8- 3				
5- 1	0- 0	0- 0	HOME	0- 0	0- 0	5- 1				
3- 3	0- 0	0- 0	AWAY	0- 0	0- 1	3- 2				
0- 0	0- 0	0- 0	NEUTRAL	0- 0	0- 0	0- 0				

RPI 1-25			RPI 26-50			RPI 51-100			RPI 101+			Team's RPI: 118
RPI	S	Opponent	Score	RPI	S	Opponent	Score	RPI	S	Opponent	Score	
						53 A Iowa	61 83	114 A San Francisco		57 74		
						61 A Oregon	51 77	127 H UNI		64 59		
						81 A Minnesota	47 57	147 A Idaho		65 92		
						82 H South Dakota	70 73	155 H Northern Colo.		54 51		
						86 N UT Martin	58 84	162 A Montana St.		61 69		
						99 A Drake	63 73	188 A Eastern Wash.		57 60		
								188 H Eastern Wash.		72 69		
								191 A Weber St.		85 78		
								191 H Weber St.		56 62		
								200 A Idaho St.		60 57		
								200 H Idaho St.		45 42		
								219 A Montana		61 59		
								226 H Western Ill.		78 67		
								264 H Omaha		67 52		
								267 H Northern Ariz.		63 56		
								318 H North Dakota St.		71 54		
								331 H Southern Utah		68 56		
LAST 12 Division I GAMES:												
						188 H Eastern Wash.	72 69	219 A Montana		61 59		
						191 A Weber St.	85 78	162 A Montana St.		61 69		
						200 A Idaho St.	60 57	200 H Idaho St.		45 42		
						155 H Northern Colo.	54 51	191 H Weber St.		56 62		
						331 H Southern Utah	68 56	188 A Eastern Wash.		57 60		
						267 H Northern Ariz.	63 56	147 A Idaho		65 92		

Non-Div I Games:

North Dakota

■ Loss,
 ■ Non-Conf, S Site,
 ■ Home
 ■ Away
 N Neutral

Average RPI Win:	321	WON-LOST	WINNING	LAST 10	STRENGTH OF	OPP. STRENGTH	TEAM	ADJ.	CONF.	ADJ CONF.
Average RPI Loss:	170	RECORD	PCT. RANK	GAMES	SCHEDULE	OF SCHEDULE	RPI	RPI	RPI	RPI
DIV. I ONLY	4- 18	314	1- 9	231	285	318	318	18	18	
DIV. I NON-CONF.	3- 8	258	1- 0	311	338	323	323	19	19	
TOTALS	RPI 1-25	RPI 26-50	W-L RECORDS	RPI 51-100	RPI 101-150	RPI 150+				
4- 18	0- 0	0- 0	OVERALL	0- 6	0- 4	4- 8				
2- 7	0- 0	0- 0	HOME	0- 4	0- 1	2- 2				
1- 9	0- 0	0- 0	AWAY	0- 2	0- 3	1- 4				
1- 2	0- 0	0- 0	NEUTRAL	0- 0	0- 0	1- 2				
3- 8	0- 0	0- 0	NON-CONFERENCE	0- 2	0- 1	3- 5				
1- 3	0- 0	0- 0	HOME	0- 2	0- 0	1- 1				
1- 3	0- 0	0- 0	AWAY	0- 0	0- 1	1- 2				
1- 2	0- 0	0- 0	NEUTRAL	0- 0	0- 0	1- 2				
1- 10	0- 0	0- 0	CONFERENCE	0- 4	0- 3	1- 3				
1- 4	0- 0	0- 0	HOME	0- 2	0- 1	1- 1				
0- 6	0- 0	0- 0	AWAY	0- 2	0- 2	0- 2				
0- 0	0- 0	0- 0	NEUTRAL	0- 0	0- 0	0- 0				

RPI 1-25				RPI 26-50				RPI 51-100				RPI 101+ Team's RPI: 318			
RPI	S	Opponent	Score	RPI	S	Opponent	Score	RPI	S	Opponent	Score	RPI	S	Opponent	Score
								56	A	South Dakota St.	47 81	113	A	IUPUI	44 67
								56	H	South Dakota St.	63 81	118	A	North Dakota	54 71
								82	A	South Dakota	54 80	148	A	Oral Roberts	58 59
								82	H	South Dakota	94 96	148	H	Oral Roberts	42 52
								92	H	Maine	51 82	195	N	Delaware	50 62
								98	H	New Mexico St.	69 79	226	H	Western Ill.	82 94
												229	H	Grand Canyon	67 76
												249	A	San Diego St.	54 64
												264	A	Omaha	52 77
												271	N	Prairie View	79 58
												274	N	N.C. A&T	64 72
												306	A	Denver	53 64
												329	A	Kent St.	54 75
												332	H	IPFW	94 85
												337	H	Cal St. Fullerton	79 64
												343	A	NJIT	64 59
LAST 12 Division I GAMES:															
								56	A	South Dakota St.	47 81	82	H	South Dakota	94 96
								148	A	Oral Roberts	58 59	148	H	Oral Roberts	42 52
								82	A	South Dakota	54 80	306	A	Denver	53 64
								332	H	IPFW	94 85	56	H	South Dakota St.	63 81
								226	H	Western Ill.	82 94	264	A	Omaha	52 77
								113	A	IUPUI	44 67	337	H	Cal St. Fullerton	79 64

Non-Div I Games: Valley City St. 85 77 St. Mary (NE) 88 68

North Dakota St.

Loss, Non-Conf, S Site, H Home A Away N Neutral

North Florida

Through Games Of Feb. 11, 2016

Average RPI Win:	319	WON-LOST	WINNING	LAST 10	STRENGTH OF	OPP. STRENGTH	TEAM	ADJ.	CONF.	ADJ CONF.
Average RPI Loss:	173	RECORD	PCT. RANK	GAMES	SCHEDULE	OF SCHEDULE	RPI	RPI	RPI	RPI
DIV. I ONLY	4- 17	311	2- 8	183	305	302	302	29	29	
DIV. I NON-CONF.	2- 10	304	0- 3	214	310	309	309	27	27	
TOTALS	RPI 1-25	RPI 26-50	W-L RECORDS	RPI 51-100	RPI 101-150	RPI 150+				
4- 17	0- 1	0- 1	OVERALL	0- 3	0- 1	4- 11				
2- 9	0- 0	0- 1	HOME	0- 1	0- 0	2- 7				
2- 8	0- 1	0- 0	AWAY	0- 2	0- 1	2- 4				
0- 0	0- 0	0- 0	NEUTRAL	0- 0	0- 0	0- 0				
2- 10	0- 1	0- 1	NON-CONFERENCE	0- 1	0- 1	2- 6				
1- 5	0- 0	0- 1	HOME	0- 0	0- 0	1- 4				
1- 5	0- 1	0- 0	AWAY	0- 1	0- 1	1- 2				
0- 0	0- 0	0- 0	NEUTRAL	0- 0	0- 0	0- 0				
2- 7	0- 0	0- 0	CONFERENCE	0- 2	0- 0	2- 5				
1- 4	0- 0	0- 0	HOME	0- 1	0- 0	1- 3				
1- 3	0- 0	0- 0	AWAY	0- 1	0- 0	1- 2				
0- 0	0- 0	0- 0	NEUTRAL	0- 0	0- 0	0- 0				

RPI 1-25			RPI 26-50			RPI 51-100			RPI 101+ Team's RPI: 302		
RPI	S	Opponent	Score	RPI	S	Opponent	Score	RPI	S	Opponent	Score
13	A	Florida St.	28 80	49	H	Purdue	47 70	65	A	FGCU	50 75
								65	H	FGCU	38 65
								75	A	Nebraska	46 91
								126	A	Mercer	54 68
								151	A	Alabama	47 69
								167	H	Jacksonville	39 73
								175	A	Stetson	61 81
								175	H	Stetson	56 67
								227	A	USC Upstate	54 69
								238	H	UNCW	47 63
								251	H	Bethune-Cookman	49 53
								268	A	Georgia St.	63 76
								282	H	Campbell	55 66
								289	H	Towson	74 72
								292	H	Kennesaw St.	55 70
								308	A	UMKC	62 55
								314	H	South Carolina St.	48 53
								335	H	Lipscomb	78 70
								343	A	NJIT	68 51
LAST 12 Division I GAMES:											
175	H	Stetson	56 67	335	H	Lipscomb	78 70				
65	A	FGCU	50 75	292	H	Kennesaw St.	55 70				
175	A	Stetson	61 81	167	H	Jacksonville	39 73				
65	H	FGCU	38 65	126	A	Mercer	54 68				
227	A	USC Upstate	54 69	238	H	UNCW	47 63				
343	A	NJIT	68 51	282	H	Campbell	55 66				

Non-Div I Games: Warner 60 51 Webber Int'l 60 72 Trinity Baptist 97 30

North Florida

Loss, Non-Conf, S Site, H Home A Away N Neutral

North Texas

Through Games Of Feb. 11, 2016

Average RPI Win:	177	WON-LOST	WINNING	LAST 10	STRENGTH OF	OPP. STRENGTH	TEAM	ADJ.	CONF.	ADJ CONF.
Average RPI Loss:	142	RECORD	PCT. RANK	GAMES	SCHEDULE	OF SCHEDULE	RPI	RPI	RPI	RPI
DIV. I ONLY	8- 13	238	2- 8	156	134	212	212	11	11	
DIV. I NON-CONF.	5- 5	160	1- 0	202	182	177	177	10	10	
TOTALS	RPI 1-25	RPI 26-50	W-L RECORDS	RPI 51-100	RPI 101-150	RPI 150+				
8- 13	0- 0	1- 1	OVERALL	0- 2	3- 4	4- 6				
4- 7	0- 0	0- 1	HOME	0- 1	2- 3	2- 2				
4- 6	0- 0	1- 0	AWAY	0- 1	1- 1	2- 4				
0- 0	0- 0	0- 0	NEUTRAL	0- 0	0- 0	0- 0				
5- 5	0- 0	1- 0	NON-CONFERENCE	0- 0	1- 3	3- 2				
2- 3	0- 0	0- 0	HOME	0- 0	1- 2	1- 1				
3- 2	0- 0	1- 0	AWAY	0- 0	0- 1	2- 1				
0- 0	0- 0	0- 0	NEUTRAL	0- 0	0- 0	0- 0				
3- 8	0- 0	0- 1	CONFERENCE	0- 2	2- 1	1- 4				
2- 4	0- 0	0- 1	HOME	0- 1	1- 1	1- 1				
1- 4	0- 0	0- 0	AWAY	0- 1	1- 0	0- 3				
0- 0	0- 0	0- 0	NEUTRAL	0- 0	0- 0	0- 0				

RPI 1-25				RPI 26-50				RPI 51-100				RPI 101+				Team's RPI: 212	
RPI	S	Opponent	Score	RPI	S	Opponent	Score	RPI	S	Opponent	Score	RPI	S	Opponent	Score		
				31	H	UTEP	67 75	58	A	Western Ky.	53 65	106	H	Arizona	44 51		
				35	A	Oklahoma	61 57	78	H	Middle Tenn.	52 76	112	A	Iona	51 62		
												113	H	IUPUI	68 67		
												114	H	San Francisco	61 69		
												135	A	Marshall	71 63		
												144	H	Old Dominion	48 65		
												150	H	UAB	53 51		
												152	A	Southern Miss.	38 57		
												158	H	SMU	60 57		
												168	A	Louisiana Tech	71 77		
												191	H	Weber St.	38 45		
												202	A	Texas St.	62 64		
												224	H	UTSA	68 58		
												245	A	Rice	97 100		
												245	H	Rice	73 79		
												278	A	La Salle	69 63		
												322	A	Incarnate Word	62 55		
LAST 12 Division I GAMES:																	
				144	H	Old Dominion	48 65	58	A	Western Ky.	53 65						
				168	A	Louisiana Tech	71 77	135	A	Marshall	71 63						
				152	A	Southern Miss.	38 57	245	A	Rice	97 100						
				245	H	Rice	73 79	31	H	UTEP	67 75						
				150	H	UAB	53 51	224	H	UTSA	68 58						
				78	H	Middle Tenn.	52 76	322	A	Incarnate Word	62 55						

Non-Div I Games:

North Texas

■ Loss,
 ■ Non-Conf, S Site,
 ■ Home
 ■ Away
 N Neutral

[illegible]

Page 202

Average RPI Win:	284	WON-LOST	WINNING	LAST 10	STRENGTH OF	OPP. STRENGTH	TEAM	ADJ.	CONF.	ADJ CONF.
Average RPI Loss:	143	RECORD	PCT. RANK	GAMES	SCHEDULE	OF SCHEDULE	RPI	RPI	RPI	RPI
DIV. I ONLY	4- 17	311	2- 8	74	296	267	267	19	19	
DIV. I NON-CONF.	2- 7	280	0- 0	99	218	215	215	21	21	
TOTALS	RPI 1-25	RPI 26-50	W-L RECORDS	RPI 51-100	RPI 101-150	RPI 150+				
4- 17	0- 0	0- 1	OVERALL	0- 3	0- 4	4- 9				
3- 5	0- 0	0- 0	HOME	0- 0	0- 2	3- 3				
1- 11	0- 0	0- 1	AWAY	0- 3	0- 2	1- 5				
0- 1	0- 0	0- 0	NEUTRAL	0- 0	0- 0	0- 1				
2- 7	0- 0	0- 1	NON-CONFERENCE	0- 3	0- 1	2- 2				
1- 1	0- 0	0- 0	HOME	0- 0	0- 1	1- 0				
1- 5	0- 0	0- 1	AWAY	0- 3	0- 0	1- 1				
0- 1	0- 0	0- 0	NEUTRAL	0- 0	0- 0	0- 1				
2- 10	0- 0	0- 0	CONFERENCE	0- 0	0- 3	2- 7				
2- 4	0- 0	0- 0	HOME	0- 0	0- 1	2- 3				
0- 6	0- 0	0- 0	AWAY	0- 0	0- 2	0- 4				
0- 0	0- 0	0- 0	NEUTRAL	0- 0	0- 0	0- 0				

RPI S	Opponent	Score	RPI S	Opponent	Score	RPI S	Opponent	Score	RPI S	Opponent	Score	Team's RPI: 267
			31 A	UTEP	66 77	75 A	Nebraska	67 90	118 A	North Dakota	56 63	
						95 A	Iowa St.	63 79	129 H	Hawaii	52 61	
						98 A	New Mexico St.	53 87	147 A	Idaho	59 76	
									147 H	Idaho	51 72	
									154 N	Long Beach St.	48 69	
									155 A	Northern Colo.	55 79	
									162 A	Montana St.	77 86	
									162 H	Montana St.	72 83	
									180 A	Colorado	66 90	
									188 A	Eastern Wash.	65 72	
									188 H	Eastern Wash.	71 81	
									191 H	Weber St.	56 76	
									200 H	Idaho St.	63 62	
									219 A	Montana	58 81	
									280 H	Lamar	75 63	
									326 A	UC Irvine	71 55	
									331 H	Southern Utah	57 48	
LAST 12 Division I GAMES:												
			162 H	Montana St.	72 83	118 A	North Dakota	56 63				
			147 A	Idaho	59 76	188 H	Eastern Wash.	71 81				
			188 A	Eastern Wash.	65 72	147 H	Idaho	51 72				
			200 H	Idaho St.	63 62	331 H	Southern Utah	57 48				
			191 H	Weber St.	56 76	162 A	Montana St.	77 86				
			155 A	Northern Colo.	55 79	219 A	Montana	58 81				

Non-Div I Games: N.M. Highlands 91 43 Dixie St. 68 66

Northern Ariz.

Loss, Non-Conf, S Site, H Home A Away N Neutral

Northern Colo.

Through Games Of Feb. 11, 2016

Average RPI Win:	219	WON-LOST	WINNING	LAST 10	STRENGTH OF	OPP. STRENGTH	TEAM	ADJ.	CONF.	ADJ CONF.
Average RPI Loss:	145	RECORD	PCT. RANK	GAMES	SCHEDULE	OF SCHEDULE	RPI	RPI	RPI	RPI
DIV. I ONLY	10- 11	189	6- 4	115	238	155	155	19	19	
DIV. I NON-CONF.	4- 5	193	0- 0	171	80	168	168	21	21	
TOTALS	RPI 1-25	RPI 26-50	W-L RECORDS	RPI 51-100	RPI 101-150	RPI 150+				
10- 11	0- 0	0- 1	OVERALL	0- 2	2- 2	8- 6				
6- 2	0- 0	0- 1	HOME	0- 1	1- 0	5- 0				
2- 9	0- 0	0- 0	AWAY	0- 1	0- 2	2- 6				
2- 0	0- 0	0- 0	NEUTRAL	0- 0	1- 0	1- 0				
4- 5	0- 0	0- 1	NON-CONFERENCE	0- 2	1- 0	3- 2				
1- 2	0- 0	0- 1	HOME	0- 1	0- 0	1- 0				
1- 3	0- 0	0- 0	AWAY	0- 1	0- 0	1- 2				
2- 0	0- 0	0- 0	NEUTRAL	0- 0	1- 0	1- 0				
6- 6	0- 0	0- 0	CONFERENCE	0- 0	1- 2	5- 4				
5- 0	0- 0	0- 0	HOME	0- 0	1- 0	4- 0				
1- 6	0- 0	0- 0	AWAY	0- 0	0- 2	1- 4				
0- 0	0- 0	0- 0	NEUTRAL	0- 0	0- 0	0- 0				

RPI S	Opponent	Score	RPI S	Opponent	Score	RPI S	Opponent	Score	RPI S	Opponent	Score	Team's RPI: 155
50	H Colorado St.	46 62	56	A South Dakota St.	62 66	110	N Akron	78 65	118	A North Dakota	51 54	
			59	H St. Mary's (CA)	52 65	147	A Idaho	56 66	147	H Idaho	70 68	
						162	A Montana St.	58 66	180	A Colorado	41 63	
						188	A Eastern Wash.	55 59	191	A Weber St.	79 82	
						191	H Weber St.	65 63	200	A Idaho St.	61 59	
						200	H Idaho St.	48 47	211	H Utah St.	74 60	
						219	A Montana	46 58	223	N Valparaiso	77 63	
						229	A Grand Canyon	59 69	267	H Northern Ariz.	79 55	
						306	A Denver	60 51	331	H Southern Utah	64 44	
LAST 12 Division I GAMES:												
147	H Idaho	70 68	162	A Montana St.	58 66							
200	A Idaho St.	61 59	219	A Montana	46 58							
191	A Weber St.	79 82	191	H Weber St.	65 63							
118	A North Dakota	51 54	200	H Idaho St.	48 47							
267	H Northern Ariz.	79 55	147	A Idaho	56 66							
331	H Southern Utah	64 44	188	A Eastern Wash.	55 59							

Non-Div I Games: Western St. 101 48

Northern Colo.

■ Loss,
 ■ Non-Conf, S Site,
 ■ Home
 ■ Away
 N Neutral

Average RPI Win:	250	WON-LOST	WINNING	LAST 10	STRENGTH OF	OPP. STRENGTH	TEAM	ADJ.	CONF.	ADJ CONF.
Average RPI Loss:	156	RECORD	PCT. RANK	GAMES	SCHEDULE	OF SCHEDULE	RPI	RPI	RPI	RPI
DIV. I ONLY	9- 12	210	2- 1	292	177	246	246	12	12	
DIV. I NON-CONF.	6- 4	125	1- 0	347	251	251	251	13	13	
TOTALS	RPI 1-25	RPI 26-50	W-L RECORDS	RPI 51-100	RPI 101-150	RPI 150+				
9- 12	0- 0	0- 2	OVERALL	1- 1	2- 3	6- 6				
5- 3	0- 0	0- 1	HOME	1- 0	1- 1	3- 1				
2- 8	0- 0	0- 1	AWAY	0- 1	1- 2	1- 4				
2- 1	0- 0	0- 0	NEUTRAL	0- 0	0- 0	2- 1				
6- 4	0- 0	0- 0	NON-CONFERENCE	1- 0	0- 1	5- 3				
3- 0	0- 0	0- 0	HOME	1- 0	0- 0	2- 0				
1- 3	0- 0	0- 0	AWAY	0- 0	0- 1	1- 2				
2- 1	0- 0	0- 0	NEUTRAL	0- 0	0- 0	2- 1				
3- 8	0- 0	0- 2	CONFERENCE	0- 1	2- 2	1- 3				
2- 3	0- 0	0- 1	HOME	0- 0	1- 1	1- 1				
1- 5	0- 0	0- 1	AWAY	0- 1	1- 1	0- 2				
0- 0	0- 0	0- 0	NEUTRAL	0- 0	0- 0	0- 0				

RPI S	Opponent	Score	RPI S	Opponent	Score	RPI S	Opponent	Score	RPI S	Opponent	Score	Team's RPI: 246
32	A Ohio	70 95	32	H Ohio	47 72	69	A Central Mich.	63 95	108	A Toledo	59 66	
						99	H Drake	87 73	110	A Akron	65 58	
									111	H Eastern Mich.	80 87	
									137	H Buffalo	76 74	
									149	A Wisconsin	62 89	
									172	A SIUE	67 93	
									177	A Milwaukee	58 73	
									190	N Kansas	58 66	
									239	H Bowling Green	43 58	
									260	A Miami (OH)	60 66	
									260	H Miami (OH)	92 73	
									312	N Illinois St.	68 59	
									316	H Bradley	68 64	
									329	A Kent St.	85 95	
									336	H Eastern Ill.	79 63	
									337	N Cal St. Fullerton	72 49	
									339	A Chicago St.	68 50	
LAST 12 Division I GAMES:												
337	N Cal St. Fullerton	72 49	239	H Bowling Green	43 58							
260	H Miami (OH)	92 73	108	A Toledo	59 66							
32	A Ohio	70 95	69	A Central Mich.	63 95							
137	H Buffalo	76 74	111	H Eastern Mich.	80 87							
329	A Kent St.	85 95	260	A Miami (OH)	60 66							
32	H Ohio	47 72	110	A Akron	65 58							

Non-Div I Games: Wis. Lutheran 69 42

Northern Ill.

■ Loss,
 ■ Non-Conf, S Site,
 ■ Home
 ■ Away
 N Neutral

Average RPI Win:	220	WON-LOST	WINNING	LAST 10	STRENGTH OF	OPP. STRENGTH	TEAM	ADJ.	CONF.	ADJ CONF.
Average RPI Loss:	129	RECORD	PCT. RANK	GAMES	SCHEDULE	OF SCHEDULE	RPI	RPI	RPI	RPI
DIV. I ONLY	12- 8	115	6- 4	201	142	145	145	14	14	
DIV. I NON-CONF.	6- 3	100	0- 1	277	123	172	172	15	15	
TOTALS	RPI 1-25	RPI 26-50	W-L RECORDS	RPI 51-100	RPI 101-150	RPI 150+				
12- 8	0- 2	0- 0	OVERALL	1- 0	1- 2	10- 4				
5- 5	0- 2	0- 0	HOME	1- 0	0- 1	4- 2				
7- 3	0- 0	0- 0	AWAY	0- 0	1- 1	6- 2				
0- 0	0- 0	0- 0	NEUTRAL	0- 0	0- 0	0- 0				
6- 3	0- 1	0- 0	NON-CONFERENCE	1- 0	0- 1	5- 1				
4- 2	0- 1	0- 0	HOME	1- 0	0- 1	3- 0				
2- 1	0- 0	0- 0	AWAY	0- 0	0- 0	2- 1				
0- 0	0- 0	0- 0	NEUTRAL	0- 0	0- 0	0- 0				
6- 5	0- 1	0- 0	CONFERENCE	0- 0	1- 1	5- 3				
1- 3	0- 1	0- 0	HOME	0- 0	0- 0	1- 2				
5- 2	0- 0	0- 0	AWAY	0- 0	1- 1	4- 1				
0- 0	0- 0	0- 0	NEUTRAL	0- 0	0- 0	0- 0				

RPI 1-25				RPI 26-50				RPI 51-100				RPI 101+ Team's RPI: 145			
RPI	S	Opponent	Score	RPI	S	Opponent	Score	RPI	S	Opponent	Score	RPI	S	Opponent	Score
17	H	Green Bay	73 81					85	H	Marquette	83 78	101	A	Wright St.	61 66
22	H	Kentucky	65 84									110	H	Akron	75 77
												116	A	Youngstown St.	88 77
												174	A	Detroit	65 66
												177	H	Milwaukee	60 86
												189	A	Robert Morris	72 70
												201	A	Ill.-Chicago	72 61
												201	H	Ill.-Chicago	55 53
												208	A	Cincinnati	68 71
												209	A	Oakland	75 71
												223	A	Valparaiso	68 50
												223	H	Valparaiso	60 61
												242	H	Indiana St.	73 67
												260	A	Miami (OH)	71 57
												272	H	Tennessee Tech	88 62
												304	A	Cleveland St.	83 51
												332	H	IPFW	77 64
LAST 12 Division I GAMES:															
223	A	Valparaiso	68 50	174	A	Detroit	65 66								
201	A	Ill.-Chicago	72 61	209	A	Oakland	75 71								
116	A	Youngstown St.	88 77	101	A	Wright St.	61 66								
304	A	Cleveland St.	83 51	201	H	Ill.-Chicago	55 53								
177	H	Milwaukee	60 86	223	H	Valparaiso	60 61								
17	H	Green Bay	73 81	110	H	Akron	75 77								

Non-Div I Games: Ind.-Kokomo 104 33 West Virginia St. 92 47

Northern Ky.

■ Loss,
 ■ Non-Conf, S Site,
 ■ Home
 ■ Away
 N Neutral

Northwestern

Through Games Of Feb. 11, 2016

Average RPI Win:	173	WON-LOST	WINNING	LAST 10	STRENGTH OF	OPP. STRENGTH	TEAM	ADJ.	CONF.	ADJ CONF.
Average RPI Loss:	49	RECORD	PCT. RANK	GAMES	SCHEDULE	OF SCHEDULE	RPI	RPI	RPI	RPI
DIV. I ONLY	14- 11	137	2- 8	62	59	89	89	4	4	
DIV. I NON-CONF.	11- 1	16	0- 0	223	215	64	64	4	4	
TOTALS	RPI 1-25	RPI 26-50	W-L RECORDS	RPI 51-100	RPI 101-150	RPI 150+				
14- 11	1- 3	0- 4	OVERALL	1- 3	3- 1	9- 0				
8- 5	1- 1	0- 2	HOME	1- 2	1- 0	5- 0				
3- 6	0- 0	0- 0	AWAY	0- 0	1- 1	2- 0				
3- 0	0- 0	0- 0	NEUTRAL	0- 0	1- 0	2- 0				
11- 1	0- 1	0- 0	NON-CONFERENCE	0- 0	3- 0	8- 0				
6- 1	0- 1	0- 0	HOME	0- 0	1- 0	5- 0				
2- 0	0- 0	0- 0	AWAY	0- 0	1- 0	1- 0				
3- 0	0- 0	0- 0	NEUTRAL	0- 0	1- 0	2- 0				
3- 10	1- 2	0- 4	CONFERENCE	1- 3	0- 1	1- 0				
2- 4	1- 0	0- 2	HOME	1- 2	0- 0	0- 0				
1- 6	0- 2	0- 2	AWAY	0- 1	0- 1	1- 0				
0- 0	0- 0	0- 0	NEUTRAL	0- 0	0- 0	0- 0				

RPI 1-25				RPI 26-50				RPI 51-100				Team's RPI: 89				RPI 101+			
RPI	S	Opponent	Score	RPI	S	Opponent	Score	RPI	S	Opponent	Score	RPI	S	Opponent	Score	RPI	S	Opponent	Score
5	A	Ohio St.	73 76	27	A	Michigan St.	51 74	53	H	Iowa	64 79	103	A	North Carolina	85 72				
5	H	Ohio St.	86 82	40	A	Rutgers	59 61	75	H	Nebraska	85 62	119	N	Creighton	75 52				
11	A	Maryland	62 80	42	H	Indiana	84 91	81	A	Minnesota	92 95	120	H	Western Mich.	86 62				
18	H	DePaul	64 77	49	H	Purdue	71 85	81	H	Minnesota	106 112	131	A	Penn St.	72 79				
																156	A	Loyola Chicago	81 72
																161	A	Illinois	69 59
																171	N	East Carolina	78 75
																177	H	Milwaukee	69 44
																188	N	Eastern Wash.	74 70
																200	H	Idaho St.	72 36
																308	H	UMKC	80 38
																320	H	Alcorn	91 47
																323	H	Howard	89 49
LAST 12 Division I GAMES:																			
40	A	Rutgers	59 61	81	A	Minnesota	92 95												
81	H	Minnesota	106 112	11	A	Maryland	62 80												
161	A	Illinois	69 59	5	H	Ohio St.	86 82												
53	H	Iowa	64 79	27	A	Michigan St.	51 74												
5	A	Ohio St.	73 76	49	H	Purdue	71 85												
42	H	Indiana	84 91	75	H	Nebraska	85 62												

Non-Div I Games:

Northwestern

■ Loss,
 ■ Non-Conf, S Site,
 ■ Home
 ■ Away
 N Neutral

Average RPI Win:	265	WON-LOST	WINNING	LAST 10	STRENGTH OF	OPP. STRENGTH	TEAM	ADJ.	CONF.	ADJ CONF.
Average RPI Loss:	133	RECORD	PCT. RANK	GAMES	SCHEDULE	OF SCHEDULE	RPI	RPI	RPI	RPI
DIV. I ONLY	9- 10	193	5- 5	76	319	134	134	27	27	
DIV. I NON-CONF.	2- 5	253	0- 0	5	298	133	133	26	26	
TOTALS	RPI 1-25	RPI 26-50	W-L RECORDS	RPI 51-100	RPI 101-150	RPI 150+				
9- 10	0- 2	0- 0	OVERALL	0- 2	1- 1	8- 5				
6- 1	0- 0	0- 0	HOME	0- 0	0- 1	6- 0				
3- 8	0- 1	0- 0	AWAY	0- 0	1- 0	2- 0				
0- 1	0- 0	0- 0	NEUTRAL	0- 0	0- 0	0- 1				
2- 5	0- 2	0- 0	NON-CONFERENCE	0- 1	0- 0	2- 2				
2- 0	0- 0	0- 0	HOME	0- 0	0- 0	2- 0				
0- 4	0- 2	0- 0	AWAY	0- 1	0- 0	0- 1				
0- 1	0- 0	0- 0	NEUTRAL	0- 0	0- 0	0- 1				
7- 5	0- 0	0- 0	CONFERENCE	0- 1	1- 1	6- 3				
4- 1	0- 0	0- 0	HOME	0- 0	0- 1	4- 0				
3- 4	0- 0	0- 0	AWAY	0- 1	1- 0	2- 3				
0- 0	0- 0	0- 0	NEUTRAL	0- 0	0- 0	0- 0				

RPI 1-25				RPI 26-50				RPI 51-100				RPI 101+ Team's RPI: 134			
RPI	S	Opponent	Score	RPI	S	Opponent	Score	RPI	S	Opponent	Score	RPI	S	Opponent	Score
4	A	Baylor	44 86					63	A	Abilene Christian	46 67	128	A	Central Ark.	60 56
8	A	Texas	33 86					98	A	New Mexico St.	54 65	128	H	Central Ark.	49 74
												154	N	Long Beach St.	59 60
												158	A	SMU	36 74
												170	A	McNeese St.	74 78
												230	H	Grambling	71 62
												234	H	Houston Baptist	55 44
												237	A	Stephen F. Austin	52 68
												240	H	Sam Houston St.	69 49
												280	A	Lamar	73 51
												305	H	Southeastern La.	82 62
												309	A	Nicholls St.	61 70
												321	H	A&M-Corpus Christi	60 43
												322	A	Incarinate Word	53 48
												328	H	Jackson St.	59 54
LAST 12 Division I GAMES:															
128	A	Central Ark.	60 56	280	A	Lamar	73 51								
237	A	Stephen F. Austin	52 68	321	H	A&M-Corpus Christi	60 43								
305	H	Southeastern La.	82 62	322	A	Incarinate Word	53 48								
128	H	Central Ark.	49 74	63	A	Abilene Christian	46 67								
170	A	McNeese St.	74 78	240	H	Sam Houston St.	69 49								
309	A	Nicholls St.	61 70	234	H	Houston Baptist	55 44								

Non-Div I Games: LeTourneau 73 44 Xavier (LA) 73 57 LSU-Alexandria 94 65 Central Baptist 86 56 Northwestern St.

Average RPI Win:	81	WON-LOST	WINNING	LAST 10	STRENGTH OF	OPP. STRENGTH	TEAM	ADJ.	CONF.	ADJ CONF.
Average RPI Loss:	2	RECORD	PCT. RANK	GAMES	SCHEDULE	OF SCHEDULE	RPI	RPI	RPI	RPI
DIV. I ONLY	23- 1	3	5- 0	4	1	1	1	5	5	
DIV. I NON-CONF.	12- 1	9	1- 0	9	2	2	2	5	5	
TOTALS	RPI 1-25	RPI 26-50	W-L RECORDS	RPI 51-100	RPI 101-150	RPI 150+				
23- 1	7- 1	2- 0	OVERALL	8- 0	4- 0	2- 0				
11- 0	5- 0	1- 0	HOME	3- 0	2- 0	0- 0				
10- 1	1- 1	1- 0	AWAY	5- 0	2- 0	1- 0				
2- 0	1- 0	0- 0	NEUTRAL	0- 0	0- 0	1- 0				
12- 1	5- 1	0- 0	NON-CONFERENCE	4- 0	1- 0	2- 0				
6- 0	4- 0	0- 0	HOME	1- 0	1- 0	0- 0				
4- 1	0- 1	0- 0	AWAY	3- 0	0- 0	1- 0				
2- 0	1- 0	0- 0	NEUTRAL	0- 0	0- 0	1- 0				
11- 0	2- 0	2- 0	CONFERENCE	4- 0	3- 0	0- 0				
5- 0	1- 0	1- 0	HOME	2- 0	1- 0	0- 0				
6- 0	1- 0	1- 0	AWAY	2- 0	2- 0	0- 0				
0- 0	0- 0	0- 0	NEUTRAL	0- 0	0- 0	0- 0				

RPI	S	Opponent	Score	RPI	S	Opponent	Score	RPI	S	Opponent	Score	RPI	S	Opponent	Score
2	A	UConn	81 91	39	H	North Carolina St.	82 46	56	A	South Dakota St.	75 64	103	H	North Carolina	88 54
5	H	Ohio St.	75 72	47	A	Duke	68 61	80	A	Georgia Tech	54 42	104	A	Boston College	63 50
7	H	Oregon St.	62 61					80	H	Georgia Tech	85 76	108	H	Toledo	74 39
10	N	UCLA	92 84					91	H	Bucknell	85 54	146	A	Pittsburgh	65 55
12	H	Tennessee	79 66					93	A	Saint Joseph's	91 55	223	A	Valparaiso	110 54
18	H	DePaul	95 90					94	A	TCU	88 72	306	N	Denver	94 52
20	A	Louisville	66 61					96	H	Virginia Tech	80 41				
24	H	Syracuse	90 62					100	A	Virginia	74 46				
LAST 12 Division I GAMES:															
10	N	UCLA	92 84	24	H	Syracuse	90 62								
20	A	Louisville	66 61	12	H	Tennessee	79 66								
39	H	North Carolina St.	82 46	104	A	Boston College	63 50								
47	A	Duke	68 61	103	H	North Carolina	88 54								
80	A	Georgia Tech	54 42	100	A	Virginia	74 46								
96	H	Virginia Tech	80 41	146	A	Pittsburgh	65 55								

Non-Div I Games:

Notre Dame

Average RPI Win:	253	WON-LOST	WINNING	LAST 10	STRENGTH OF	OPP. STRENGTH	TEAM	ADJ.	CONF.	ADJ CONF.
Average RPI Loss:	154	RECORD	PCT. RANK	GAMES	SCHEDULE	OF SCHEDULE	RPI	RPI	RPI	RPI
DIV. I ONLY	11- 10	156	4- 6	302	190	209	209	14	14	
DIV. I NON-CONF.	6- 3	100	1- 0	339	307	230	230	15	15	
TOTALS	RPI 1-25	RPI 26-50	W-L RECORDS	RPI 51-100	RPI 101-150	RPI 150+				
11- 10	1- 0	0- 1	OVERALL	0- 1	0- 4	10- 4				
4- 5	0- 0	0- 1	HOME	0- 1	0- 3	4- 0				
7- 5	1- 0	0- 0	AWAY	0- 0	0- 1	6- 4				
0- 0	0- 0	0- 0	NEUTRAL	0- 0	0- 0	0- 0				
6- 3	0- 0	0- 1	NON-CONFERENCE	0- 1	0- 0	6- 1				
2- 2	0- 0	0- 1	HOME	0- 1	0- 0	2- 0				
4- 1	0- 0	0- 0	AWAY	0- 0	0- 0	4- 1				
0- 0	0- 0	0- 0	NEUTRAL	0- 0	0- 0	0- 0				
5- 7	1- 0	0- 0	CONFERENCE	0- 0	0- 4	4- 3				
2- 3	0- 0	0- 0	HOME	0- 0	0- 3	2- 0				
3- 4	1- 0	0- 0	AWAY	0- 0	0- 1	2- 3				
0- 0	0- 0	0- 0	NEUTRAL	0- 0	0- 0	0- 0				

RPI 1-25				RPI 26-50				RPI 51-100				RPI 101+ Team's RPI: 209			
RPI	S	Opponent	Score	RPI	S	Opponent	Score	RPI	S	Opponent	Score	RPI	S	Opponent	Score
17	A	Green Bay	58 56	27	H	Michigan St.	62 82	69	H	Central Mich.	87 110	101	H	Wright St.	72 77
												116	A	Youngstown St.	63 67
												116	H	Youngstown St.	77 96
												145	H	Northern Ky.	71 75
												174	A	Detroit	79 73
												177	A	Milwaukee	64 77
												201	A	Ill.-Chicago	78 76
												223	A	Valparaiso	66 81
												223	H	Valparaiso	87 77
												260	A	Miami (OH)	54 65
												269	H	Dartmouth	78 60
												286	A	Vermont	74 68
												290	A	Niagara	77 67
												304	A	Cleveland St.	75 88
												304	H	Cleveland St.	79 69
												332	H	IPFW	81 74
												339	A	Chicago St.	74 51
												346	A	Norfolk St.	83 73
LAST 12 Division I GAMES:															
223	H	Valparaiso	87 77	101	H	Wright St.	72 77								
304	A	Cleveland St.	75 88	145	H	Northern Ky.	71 75								
116	A	Youngstown St.	63 67	223	A	Valparaiso	66 81								
177	A	Milwaukee	64 77	201	A	Ill.-Chicago	78 76								
17	A	Green Bay	58 56	304	H	Cleveland St.	79 69								
174	A	Detroit	79 73	286	A	Vermont	74 68								

Non-Div I Games: Rochester College 83 49 Mich.-Dearborn 123 38

Oakland

Loss, Non-Conf, S Site, H Home A Away N Neutral

Average RPI Win: 173		WON-LOST	WINNING	LAST 10	STRENGTH OF	OPP. STRENGTH	TEAM	ADJ.	CONF.	ADJ CONF.
Average RPI Loss: 97		RECORD	PCT. RANK	GAMES	SCHEDULE	OF SCHEDULE	RPI	RPI	RPI	RPI
DIV. I ONLY		18- 4	29	9- 1	122	107	32	32	12	12
DIV. I NON-CONF.		8- 3	77	1- 0	194	55	66	66	13	13
TOTALS		RPI 1-25	RPI 26-50		W-L RECORDS		RPI 51-100	RPI 101-150		RPI 150+
18- 4	0- 1	1- 0		OVERALL		5- 1	3- 1		9- 1	
8- 0	0- 0	0- 0		HOME		3- 0	2- 0		3- 0	
6- 4	0- 0	0- 0		AWAY		1- 1	1- 0		4- 0	
4- 0	0- 0	1- 0		NEUTRAL		1- 0	0- 0		2- 0	
8- 3	0- 1	1- 0		NON-CONFERENCE		2- 1	0- 0		5- 1	
3- 0	0- 0	0- 0		HOME		1- 0	0- 0		2- 0	
1- 3	0- 1	0- 0		AWAY		0- 1	0- 0		1- 1	
4- 0	0- 0	1- 0		NEUTRAL		1- 0	0- 0		2- 0	
10- 1	0- 0	0- 0		CONFERENCE		3- 0	3- 1		4- 0	
5- 0	0- 0	0- 0		HOME		2- 0	2- 0		1- 0	
5- 1	0- 0	0- 0		AWAY		1- 0	1- 1		3- 0	
0- 0	0- 0	0- 0		NEUTRAL		0- 0	0- 0		0- 0	

RPI 1-25				RPI 26-50				Team's RPI: 32				RPI 51-100				RPI 101+			
RPI	S	Opponent	Score	RPI	S	Opponent	Score	RPI	S	Opponent	Score	RPI	S	Opponent	Score	RPI	S	Opponent	Score
23	A	Duquesne	47 64	42	N	Indiana	63 56	64	A	Ball St.	68 67	110	H	Akron	75 55				
								64	H	Ball St.	73 48	111	A	Eastern Mich.	71 64				
								65	N	FGCU	69 57	120	H	Western Mich.	73 63				
								66	A	Vanderbilt	59 62	137	A	Buffalo	43 51				
								69	H	Central Mich.	86 84	161	A	Illinois	53 62				
								78	H	Middle Tenn.	72 49	171	N	East Carolina	64 61				
												238	A	UNCW	75 59				
												239	A	Bowling Green	72 57				
												246	A	Northern Ill.	72 47				
												246	H	Northern Ill.	95 70				
												279	H	Saint Francis (PA)	91 65				
												313	N	Winthrop	75 54				
												329	A	Kent St.	93 54				
												332	H	IPFW	79 52				
LAST 12 Division I GAMES:																			
246	H	Northern Ill.	95 70	69	H	Central Mich.	86 84												
137	A	Buffalo	43 51	111	A	Eastern Mich.	71 64												
64	A	Ball St.	68 67	239	A	Bowling Green	72 57												
110	H	Akron	75 55	64	H	Ball St.	73 48												
246	A	Northern Ill.	72 47	120	H	Western Mich.	73 63												
329	A	Kent St.	93 54	78	H	Middle Tenn.	72 49												

Non-Div I Games:

Ohio

Average RPI Win: 97		WON-LOST	WINNING	LAST 10	STRENGTH OF		OPP. STRENGTH	TEAM	ADJ.	CONF.	ADJ CONF.
Average RPI Loss: 24		RECORD	PCT. RANK	GAMES	SCHEDULE		OF SCHEDULE	RPI	RPI	RPI	RPI
DIV. I ONLY		20- 4	18	9- 1	3		12	5	5	4	4
DIV. I NON-CONF.		8- 3	77	0- 0	7		29	9	9	4	4
<hr/>											
TOTALS	RPI 1-25	RPI 26-50		W-L RECORDS		RPI 51-100		RPI 101-150		RPI 150+	
20- 4	3- 3	6- 0		OVERALL		4- 1		3- 0		4- 0	
12- 1	1- 1	5- 0		HOME		2- 0		2- 0		2- 0	
6- 3	1- 2	1- 0		AWAY		2- 1		0- 0		2- 0	
2- 0	1- 0	0- 0		NEUTRAL		0- 0		1- 0		0- 0	
8- 3	1- 3	1- 0		NON-CONFERENCE		1- 0		2- 0		3- 0	
5- 1	0- 1	1- 0		HOME		1- 0		1- 0		2- 0	
1- 2	0- 2	0- 0		AWAY		0- 0		0- 0		1- 0	
2- 0	1- 0	0- 0		NEUTRAL		0- 0		1- 0		0- 0	
12- 1	2- 0	5- 0		CONFERENCE		3- 1		1- 0		1- 0	
7- 0	1- 0	4- 0		HOME		1- 0		1- 0		0- 0	
5- 1	1- 0	1- 0		AWAY		2- 1		0- 0		1- 0	
0- 0	0- 0	0- 0		NEUTRAL		0- 0		0- 0		0- 0	

RPI	S	Opponent	Score	RPI	S	Opponent	Score	RPI	S	Opponent	Score	RPI	S	Opponent	Score
1	A	Notre Dame	72 75	27	H	Michigan St.	85 80	53	A	Iowa	98 81	102	N	Liberty	75 65
2	H	UConn	56 100	40	A	Rutgers	67 58	79	A	Michigan	97 93	107	H	Belmont	84 56
3	A	South Carolina	80 88	40	H	Rutgers	90 78	89	A	Northwestern	82 86	149	H	Wisconsin	87 61
11	A	Maryland	80 71	42	H	Indiana	97 70	89	H	Northwestern	76 73	161	A	Illinois	80 70
11	H	Maryland	94 86	45	H	Princeton	90 70	100	H	Virginia	93 73	208	A	Cincinnati	105 76
15	N	Texas A&M	95 80	49	H	Purdue	90 70					274	H	N.C. A&T	89 56
												342	H	Wagner	106 47
LAST 12 Division I GAMES:															
53	A	Iowa	98 81	79	A	Michigan	97 93								
11	H	Maryland	94 86	49	H	Purdue	90 70								
149	H	Wisconsin	87 61	89	A	Northwestern	82 86								
161	A	Illinois	80 70	40	H	Rutgers	90 78								
89	H	Northwestern	76 73	42	H	Indiana	97 70								
40	A	Rutgers	67 58	11	A	Maryland	80 71								

Non-Div I Games:

Ohio St.

■ Loss,
 ■ Non-Conf, S Site,
 ■ Home
 ■ Away
 N Neutral

Average RPI Win:	132	WON-LOST	WINNING	LAST 10	STRENGTH OF	OPP. STRENGTH	TEAM	ADJ.	CONF.	ADJ CONF.
Average RPI Loss:	45	RECORD	PCT. RANK	GAMES	SCHEDULE	OF SCHEDULE	RPI	RPI	RPI	RPI
DIV. I ONLY	16- 7	72	6- 4	47	13	35	35	3	3	
DIV. I NON-CONF.	9- 2	37	0- 0	190	22	65	65	3	3	
TOTALS	RPI 1-25	RPI 26-50	W-L RECORDS	RPI 51-100	RPI 101-150	RPI 150+				
16- 7	1- 5	3- 1	OVERALL	4- 0	2- 0	6- 1				
9- 2	1- 1	2- 0	HOME	1- 0	1- 0	4- 1				
5- 4	0- 3	1- 1	AWAY	2- 0	0- 0	2- 0				
2- 1	0- 1	0- 0	NEUTRAL	1- 0	1- 0	0- 0				
9- 2	1- 1	1- 0	NON-CONFERENCE	1- 0	1- 0	5- 1				
4- 1	1- 0	0- 0	HOME	0- 0	0- 0	3- 1				
3- 0	0- 0	1- 0	AWAY	0- 0	0- 0	2- 0				
2- 1	0- 1	0- 0	NEUTRAL	1- 0	1- 0	0- 0				
7- 5	0- 4	2- 1	CONFERENCE	3- 0	1- 0	1- 0				
5- 1	0- 1	2- 0	HOME	1- 0	1- 0	1- 0				
2- 4	0- 3	0- 1	AWAY	2- 0	0- 0	0- 0				
0- 0	0- 0	0- 0	NEUTRAL	0- 0	0- 0	0- 0				

RPI 1-25				RPI 26-50				Team's RPI: 35	RPI 51-100				RPI 101+			
RPI	S	Opponent	Score	RPI	S	Opponent	Score		RPI	S	Opponent	Score	RPI	S	Opponent	Score
4	A	Baylor	68 78	36	H	West Virginia	57 54		70	N	Utah	70 55	104	N	Boston College	76 61
8	A	Texas	76 83	38	A	Washington	71 68		94	A	TCU	78 65	133	H	Texas Tech	92 53
14	H	BYU	73 47	46	A	Kansas St.	71 87		94	H	TCU	77 64	163	H	Little Rock	65 52
15	N	Texas A&M	68 74	46	H	Kansas St.	68 58		95	A	Iowa St.	77 71	184	A	Tulsa	75 62
16	A	Oklahoma St.	42 73										190	H	Kansas	67 44
16	H	Oklahoma St.	69 71										212	H	North Texas	57 61
													224	H	UTSA	80 41
													313	H	Winthrop	78 48
													316	A	Bradley	79 46
LAST 12 Division I GAMES:																
46	A	Kansas St.	71 87	133	H	Texas Tech	92 53									
94	H	TCU	77 64	16	A	Oklahoma St.	42 73									
16	H	Oklahoma St.	69 71	46	H	Kansas St.	68 58									
95	A	Iowa St.	77 71	94	A	TCU	78 65									
36	H	West Virginia	57 54	4	A	Baylor	68 78									
8	A	Texas	76 83	190	H	Kansas	67 44									

Non-Div I Games:

Oklahoma

■ Loss,
■ Non-Conf, S Site,
■ Home
■ Away
N Neutral

Average RPI Win:	142	WON-LOST	WINNING	LAST 10	STRENGTH OF	OPP. STRENGTH	TEAM	ADJ.	CONF.	ADJ CONF.
Average RPI Loss:	40	RECORD	PCT. RANK	GAMES	SCHEDULE	OF SCHEDULE	RPI	RPI	RPI	RPI
DIV. I ONLY	18- 5	36	7- 3	43	50	16	16	3	3	
DIV. I NON-CONF.	10- 1	19	0- 0	163	183	32	32	3	3	
TOTALS	RPI 1-25	RPI 26-50	W-L RECORDS	RPI 51-100	RPI 101-150	RPI 150+				
18- 5	1- 2	2- 2	OVERALL	4- 1	4- 0	7- 0				
13- 1	1- 1	1- 0	HOME	3- 0	3- 0	5- 0				
5- 4	0- 1	1- 2	AWAY	1- 1	1- 0	2- 0				
0- 0	0- 0	0- 0	NEUTRAL	0- 0	0- 0	0- 0				
10- 1	0- 0	0- 1	NON-CONFERENCE	2- 0	2- 0	6- 0				
8- 0	0- 0	0- 0	HOME	1- 0	2- 0	5- 0				
2- 1	0- 0	0- 1	AWAY	1- 0	0- 0	1- 0				
0- 0	0- 0	0- 0	NEUTRAL	0- 0	0- 0	0- 0				
8- 4	1- 2	2- 1	CONFERENCE	2- 1	2- 0	1- 0				
5- 1	1- 1	1- 0	HOME	2- 0	1- 0	0- 0				
3- 3	0- 1	1- 1	AWAY	0- 1	1- 0	1- 0				
0- 0	0- 0	0- 0	NEUTRAL	0- 0	0- 0	0- 0				

RPI	S	Opponent	Score	RPI	S	Opponent	Score	RPI	S	Opponent	Score	RPI	S	Opponent	Score
4	H	Baylor	52 45	35	A	Oklahoma	71 69	68	H	Washington St.	70 60	103	H	North Carolina	77 67
8	A	Texas	55 70	35	H	Oklahoma	73 42	88	A	Missouri St.	74 55	133	A	Texas Tech	69 46
8	H	Texas	48 78	41	A	South Fla.	46 68	94	H	TCU	80 52	133	H	Texas Tech	70 57
				46	A	Kansas St.	44 47	95	A	Iowa St.	42 49	148	H	Oral Roberts	59 55
								95	H	Iowa St.	79 76	172	H	SIUE	86 61
												187	H	UTRGV	78 54
												190	A	Kansas	74 46
												233	H	Texas Southern	87 52
												262	A	UCF	74 55
												280	H	Lamar	90 45
												297	H	Savannah St.	76 48
LAST 12 Division I GAMES:															
8	A	Texas	55 70	35	H	Oklahoma	73 42								
133	H	Texas Tech	70 57	46	A	Kansas St.	44 47								
35	A	Oklahoma	71 69	8	H	Texas	48 78								
94	H	TCU	80 52	133	A	Texas Tech	69 46								
190	A	Kansas	74 46	95	A	Iowa St.	42 49								
95	H	Iowa St.	79 76	4	H	Baylor	52 45								

Non-Div I Games:

Oklahoma St.

Average RPI Win:	212	WON-LOST	WINNING	LAST 10	STRENGTH OF	OPP. STRENGTH	TEAM	ADJ.	CONF.	ADJ CONF.
Average RPI Loss:	118	RECORD	PCT. RANK	GAMES	SCHEDULE	OF SCHEDULE	RPI	RPI	RPI	RPI
DIV. I ONLY	11- 12	181	6- 4	107	166	144	144	11	11	
DIV. I NON-CONF.	4- 8	234	0- 1	164	249	222	222	10	10	
TOTALS	RPI 1-25	RPI 26-50	W-L RECORDS	RPI 51-100	RPI 101-150	RPI 150+				
11- 12	0- 1	0- 1	OVERALL	3- 3	0- 4	8- 3				
6- 3	0- 0	0- 1	HOME	1- 0	0- 1	5- 1				
5- 6	0- 0	0- 0	AWAY	2- 2	0- 2	3- 2				
0- 3	0- 1	0- 0	NEUTRAL	0- 1	0- 1	0- 0				
4- 8	0- 1	0- 1	NON-CONFERENCE	0- 2	0- 2	4- 2				
2- 2	0- 0	0- 1	HOME	0- 0	0- 1	2- 0				
2- 3	0- 0	0- 0	AWAY	0- 1	0- 0	2- 2				
0- 3	0- 1	0- 0	NEUTRAL	0- 1	0- 1	0- 0				
7- 4	0- 0	0- 0	CONFERENCE	3- 1	0- 2	4- 1				
4- 1	0- 0	0- 0	HOME	1- 0	0- 0	3- 1				
3- 3	0- 0	0- 0	AWAY	2- 1	0- 2	1- 0				
0- 0	0- 0	0- 0	NEUTRAL	0- 0	0- 0	0- 0				

RPI 1-25				RPI 26-50				RPI 51-100				RPI 101+				Team's RPI: 144	
RPI	S	Opponent	Score	RPI	S	Opponent	Score	RPI	S	Opponent	Score	RPI	S	Opponent	Score		
11	N	Maryland	49 95	34	H	Miami (FL)	35 61	56	N	South Dakota St.	39 71	135	A	Marshall	62 80		
								58	A	Western Ky.	51 68	143	H	ETSU	52 56		
								78	A	Middle Tenn.	61 58	146	N	Pittsburgh	58 67		
								90	A	Charlotte	71 59	150	A	UAB	55 58		
								90	H	Charlotte	94 85	152	H	Southern Miss.	53 45		
								97	A	VCU	54 74	168	H	Louisiana Tech	51 69		
												173	H	Fla. Atlantic	85 45		
												197	A	William & Mary	64 75		
												212	A	North Texas	65 48		
												222	A	Richmond	57 62		
												255	H	Loyola Maryland	64 41		
												298	H	FIU	84 49		
												317	A	UMES	69 52		
												323	A	Howard	83 64		
												342	H	Wagner	71 57		
LAST 12 Division I GAMES:																	
				212	A	North Texas	65 48					78	A	Middle Tenn.	61 58		
				90	H	Charlotte	94 85					150	A	UAB	55 58		
				298	H	FIU	84 49					152	H	Southern Miss.	53 45		
				173	H	Fla. Atlantic	85 45					168	H	Louisiana Tech	51 69		
				135	A	Marshall	62 80					90	A	Charlotte	71 59		
				58	A	Western Ky.	51 68					197	A	William & Mary	64 75		

Non-Div I Games:

Old Dominion

■ Loss,
■ Non-Conf,
■ S Site,
■ H Home
■ A Away
N Neutral

Average RPI Win:	215	WON-LOST	WINNING	LAST 10	STRENGTH OF	OPP. STRENGTH	TEAM	ADJ.	CONF.	ADJ CONF.
Average RPI Loss:	70	RECORD	PCT. RANK	GAMES	SCHEDULE	OF SCHEDULE	RPI	RPI	RPI	RPI
DIV. I ONLY	10- 14	219	1- 9	55	103	157	157	2	2	
DIV. I NON-CONF.	8- 5	119	1- 0	229	329	191	191	2	2	
TOTALS	RPI 1-25	RPI 26-50	W-L RECORDS	RPI 51-100	RPI 101-150	RPI 150+				
10- 14	1- 4	0- 2	OVERALL	2- 4	1- 2	6- 2				
8- 6	1- 1	0- 1	HOME	2- 3	0- 1	5- 0				
2- 8	0- 3	0- 1	AWAY	0- 1	1- 1	1- 2				
0- 0	0- 0	0- 0	NEUTRAL	0- 0	0- 0	0- 0				
8- 5	0- 0	0- 0	NON-CONFERENCE	1- 3	1- 1	6- 1				
6- 3	0- 0	0- 0	HOME	1- 2	0- 1	5- 0				
2- 2	0- 0	0- 0	AWAY	0- 1	1- 0	1- 1				
0- 0	0- 0	0- 0	NEUTRAL	0- 0	0- 0	0- 0				
2- 9	1- 4	0- 2	CONFERENCE	1- 1	0- 1	0- 1				
2- 3	1- 1	0- 1	HOME	1- 1	0- 0	0- 0				
0- 6	0- 3	0- 1	AWAY	0- 0	0- 1	0- 1				
0- 0	0- 0	0- 0	NEUTRAL	0- 0	0- 0	0- 0				

RPI	S	Opponent	Score	RPI	S	Opponent	Score	RPI	S	Opponent	Score	RPI	S	Opponent	Score	Team's RPI: 157
3	A	South Carolina	62 81	29	A	Georgia	56 70	55	H	Auburn	60 65	121	A	LSU	57 76	
15	A	Texas A&M	58 81	33	H	Missouri	46 60	58	H	Western Ky.	59 53	124	A	Stony Brook	72 57	
19	H	Florida	65 85					66	H	Vanderbilt	55 52	132	H	La.-Lafayette	78 82	
21	A	Mississippi St.	51 79					78	A	Middle Tenn.	75 84	151	A	Alabama	37 48	
22	H	Kentucky	73 65					83	H	Tulane	59 61	152	A	Southern Miss.	38 57	
								88	H	Missouri St.	78 91	170	H	McNeese St.	96 56	
												334	H	Ark.-Pine Bluff	80 45	
												340	H	New Orleans	97 59	
												342	A	Wagner	86 49	
												345	H	Alabama A&M	103 42	
												347	H	Mississippi Val.	97 61	
LAST 12 Division I GAMES:																
55	H	Auburn	60 65	21	A	Mississippi St.	51 79									
29	A	Georgia	56 70	15	A	Texas A&M	58 81									
151	A	Alabama	37 48	19	H	Florida	65 85									
33	H	Missouri	46 60	121	A	LSU	57 76									
3	A	South Carolina	62 81	66	H	Vanderbilt	55 52									
22	H	Kentucky	73 65	345	H	Alabama A&M	103 42									

Non-Div I Games:

Ole Miss

■ Loss,
■ Non-Conf,
■ S Site,
■ H Home
■ A Away
N Neutral

Average RPI Win:	297	WON-LOST	WINNING	LAST 10	STRENGTH OF	OPP. STRENGTH	TEAM	ADJ.	CONF.	ADJ CONF.
Average RPI Loss:	136	RECORD	PCT. RANK	GAMES	SCHEDULE	OF SCHEDULE	RPI	RPI	RPI	RPI
DIV. I ONLY	10- 12	199	3- 7	281	250	264	264	18	18	
DIV. I NON-CONF.	5- 5	160	0- 0	334	265	280	280	19	19	
TOTALS	RPI 1-25	RPI 26-50	W-L RECORDS	RPI 51-100	RPI 101-150	RPI 150+				
10- 12	0- 0	0- 0	OVERALL	0- 4	0- 4	10- 4				
7- 5	0- 0	0- 0	HOME	0- 2	0- 2	7- 1				
2- 6	0- 0	0- 0	AWAY	0- 2	0- 2	2- 2				
1- 1	0- 0	0- 0	NEUTRAL	0- 0	0- 0	1- 1				
5- 5	0- 0	0- 0	NON-CONFERENCE	0- 0	0- 2	5- 3				
3- 2	0- 0	0- 0	HOME	0- 0	0- 1	3- 1				
1- 2	0- 0	0- 0	AWAY	0- 0	0- 1	1- 1				
1- 1	0- 0	0- 0	NEUTRAL	0- 0	0- 0	1- 1				
5- 7	0- 0	0- 0	CONFERENCE	0- 4	0- 2	5- 1				
4- 3	0- 0	0- 0	HOME	0- 2	0- 1	4- 0				
1- 4	0- 0	0- 0	AWAY	0- 2	0- 1	1- 1				
0- 0	0- 0	0- 0	NEUTRAL	0- 0	0- 0	0- 0				

RPI 1-25				RPI 26-50				RPI 51-100				RPI 101+ Team's RPI: 264					
RPI	S	Opponent	Score	RPI	S	Opponent	Score	RPI	S	Opponent	Score	RPI	S	Opponent	Score		
								56	A	South Dakota St.	58	68	113	A	IUPUI	59	75
								56	H	South Dakota St.	47	65	118	A	North Dakota	52	67
								82	A	South Dakota	76	82	119	H	Creighton	46	69
								82	H	South Dakota	55	70	148	H	Oral Roberts	65	67
													172	A	SIUE	86	90
													220	H	Utah Valley	59	74
													226	A	Western Ill.	55	74
													226	H	Western Ill.	79	66
													234	N	Houston Baptist	51	64
													242	A	Indiana St.	51	50
													262	H	UCF	75	60
													306	H	Denver	67	55
													308	H	UMKC	57	42
													312	N	Illinois St.	60	56
													318	H	North Dakota St.	77	52
													332	A	IPFW	60	58
													332	H	IPFW	71	64
													336	H	Eastern Ill.	76	67
LAST 12 Division I GAMES:																	
332	H	IPFW	71	64	306	H	Denver	67	55								
82	H	South Dakota	55	70	113	A	IUPUI	59	75								
56	H	South Dakota St.	47	65	82	A	South Dakota	76	82								
226	A	Western Ill.	55	74	56	A	South Dakota St.	58	68								
332	A	IPFW	60	58	226	H	Western Ill.	79	66								
148	H	Oral Roberts	65	67	318	H	North Dakota St.	77	52								

Non-Div I Games: Midland 58 53 Waldorf 97 32

Omaha

Loss, Non-Conf, S Site, H Home A Away N Neutral

Oral Roberts

Through Games Of Feb. 11, 2016

Average RPI Win:	241	WON-LOST	WINNING	LAST 10	STRENGTH OF	OPP. STRENGTH	TEAM	ADJ.	CONF.	ADJ CONF.
Average RPI Loss:	106	RECORD	PCT. RANK	GAMES	SCHEDULE	OF SCHEDULE	RPI	RPI	RPI	RPI
DIV. I ONLY	10- 12	199	7- 3	155	120	148	148	18	18	
DIV. I NON-CONF.	2- 8	290	0- 0	114	10	184	184	19	19	
TOTALS	RPI 1-25	RPI 26-50	W-L RECORDS	RPI 51-100	RPI 101-150	RPI 150+				
10- 12	0- 2	0- 0	OVERALL	1- 4	1- 3	8- 3				
4- 3	0- 0	0- 0	HOME	1- 1	0- 1	3- 1				
6- 9	0- 2	0- 0	AWAY	0- 3	1- 2	5- 2				
0- 0	0- 0	0- 0	NEUTRAL	0- 0	0- 0	0- 0				
2- 8	0- 2	0- 0	NON-CONFERENCE	0- 2	0- 2	2- 2				
0- 1	0- 0	0- 0	HOME	0- 0	0- 0	0- 1				
2- 7	0- 2	0- 0	AWAY	0- 2	0- 2	2- 1				
0- 0	0- 0	0- 0	NEUTRAL	0- 0	0- 0	0- 0				
8- 4	0- 0	0- 0	CONFERENCE	1- 2	1- 1	6- 1				
4- 2	0- 0	0- 0	HOME	1- 1	0- 1	3- 0				
4- 2	0- 0	0- 0	AWAY	0- 1	1- 0	3- 1				
0- 0	0- 0	0- 0	NEUTRAL	0- 0	0- 0	0- 0				

RPI 1-25				RPI 26-50				RPI 51-100				RPI 101+ Team's RPI: 148			
RPI	S	Opponent	Score	RPI	S	Opponent	Score	RPI	S	Opponent	Score	RPI	S	Opponent	Score
4	A	Baylor	39 97					56	A	South Dakota St.	48 60	111	A	Eastern Mich.	69 77
16	A	Oklahoma St.	55 59					56	H	South Dakota St.	50 68	113	A	IUPUI	52 47
								79	A	Michigan	44 61	113	H	IUPUI	54 57
								82	H	South Dakota	60 56	130	A	Arkansas	50 65
								88	A	Missouri St.	64 72	163	H	Little Rock	52 66
												184	A	Tulsa	59 53
												190	A	Kansas	70 63
												226	A	Western Ill.	61 72
												229	A	Grand Canyon	64 66
												264	A	Omaha	67 65
												306	A	Denver	59 56
												306	H	Denver	65 33
												318	A	North Dakota St.	52 42
												318	H	North Dakota St.	59 58
												332	H	IPFW	61 59
LAST 12 Division I GAMES:															
				56	A	South Dakota St.	48 60	264	A	Omaha	67 65				
				306	A	Denver	59 56	332	H	IPFW	61 59				
				318	H	North Dakota St.	59 58	318	A	North Dakota St.	52 42				
				113	H	IUPUI	54 57	82	H	South Dakota	60 56				
				56	H	South Dakota St.	50 68	113	A	IUPUI	52 47				
				306	H	Denver	65 33	226	A	Western Ill.	61 72				

Non-Div I Games: Lyon 49 68 Evangel 89 46

Oral Roberts

Loss, Non-Conf, S Site, H Home A Away N Neutral

Average RPI Win: 163		WON-LOST	WINNING	LAST 10	STRENGTH OF	OPP. STRENGTH	TEAM	ADJ.	CONF.	ADJ CONF.
Average RPI Loss: 11		RECORD	PCT. RANK	GAMES	SCHEDULE	OF SCHEDULE	RPI	RPI	RPI	RPI
DIV. I ONLY		17- 6	49	6- 4	117	7	61	61	1	1
DIV. I NON-CONF.		11- 0	1	0- 0	325	60	77	77	1	1
TOTALS	RPI 1-25		RPI 26-50		W-L RECORDS		RPI 51-100		RPI 101-150	RPI 150+
17- 6	0- 6		1- 0		OVERALL		4- 0		3- 0	9- 0
12- 3	0- 3		0- 0		HOME		2- 0		2- 0	8- 0
5- 3	0- 3		1- 0		AWAY		2- 0		1- 0	1- 0
0- 0	0- 0		0- 0		NEUTRAL		0- 0		0- 0	0- 0
11- 0	0- 0		0- 0		NON-CONFERENCE		1- 0		2- 0	8- 0
10- 0	0- 0		0- 0		HOME		1- 0		1- 0	8- 0
1- 0	0- 0		0- 0		AWAY		0- 0		1- 0	0- 0
0- 0	0- 0		0- 0		NEUTRAL		0- 0		0- 0	0- 0
6- 6	0- 6		1- 0		CONFERENCE		3- 0		1- 0	1- 0
2- 3	0- 3		0- 0		HOME		1- 0		1- 0	0- 0
4- 3	0- 3		1- 0		AWAY		2- 0		0- 0	1- 0
0- 0	0- 0		0- 0		NEUTRAL		0- 0		0- 0	0- 0

RPI 1-25				RPI 26-50				RPI 51-100				Team's RPI: 61				RPI 101+			
RPI	S	Opponent	Score	RPI	S	Opponent	Score	RPI	S	Opponent	Score	RPI	S	Opponent	Score	RPI	S	Opponent	Score
6	H	Stanford	62 64	38	A	Washington	75 63	68	A	Washington St.	73 48	103	A	North Carolina	79 77				
7	A	Oregon St.	33 60					70	A	Utah	77 65	106	H	Arizona	76 54				
7	H	Oregon St.	45 59					73	H	California	69 59	118	H	North Dakota	77 51				
9	H	Arizona St.	58 63					74	H	UC Riverside	95 81	165	H	Hampton	86 51				
10	A	UCLA	69 80									180	A	Colorado	59 46				
25	A	Southern California	67 74									203	H	San Jose St.	104 74				
												220	H	Utah Valley	79 68				
												236	H	Clemson	69 56				
												247	H	Seattle	82 62				
												257	H	UC Santa Barbara	79 51				
												283	H	Portland	93 52				
												324	H	Portland St.	122 59				
LAST 12 Division I GAMES:																			
				38	A	Washington	75 63	73	H	California	69 59								
				68	A	Washington St.	73 48	6	H	Stanford	62 64								
				106	H	Arizona	76 54	7	H	Oregon St.	45 59								
				9	H	Arizona St.	58 63	7	A	Oregon St.	33 60								
				70	A	Utah	77 65	25	A	Southern California	67 74								
				180	A	Colorado	59 46	10	A	UCLA	69 80								

Non-Div I Games:

Oregon

■ Loss, ■ Non-Conf, S Site, H Home A Away N Neutral

Average RPI Win:	112	WON-LOST	WINNING	LAST 10	STRENGTH OF	OPP. STRENGTH	TEAM	ADJ.	CONF.	ADJ CONF.
Average RPI Loss:	8	RECORD	PCT. RANK	GAMES	SCHEDULE	OF SCHEDULE	RPI	RPI	RPI	RPI
DIV. I ONLY	20- 3	12	10- 0	31	6	7	7	1	1	
DIV. I NON-CONF.	9- 2	37	0- 0	119	26	44	44	1	1	
TOTALS	RPI 1-25	RPI 26-50	W-L RECORDS	RPI 51-100	RPI 101-150	RPI 150+				
20- 3	3- 3	1- 0	OVERALL	8- 0	3- 0	5- 0				
10- 1	2- 1	0- 0	HOME	3- 0	2- 0	3- 0				
8- 2	1- 2	1- 0	AWAY	4- 0	0- 0	2- 0				
2- 0	0- 0	0- 0	NEUTRAL	1- 0	1- 0	0- 0				
9- 2	0- 2	0- 0	NON-CONFERENCE	3- 0	2- 0	4- 0				
5- 1	0- 1	0- 0	HOME	1- 0	1- 0	3- 0				
2- 1	0- 1	0- 0	AWAY	1- 0	0- 0	1- 0				
2- 0	0- 0	0- 0	NEUTRAL	1- 0	1- 0	0- 0				
11- 1	3- 1	1- 0	CONFERENCE	5- 0	1- 0	1- 0				
5- 0	2- 0	0- 0	HOME	2- 0	1- 0	0- 0				
6- 1	1- 1	1- 0	AWAY	3- 0	0- 0	1- 0				
0- 0	0- 0	0- 0	NEUTRAL	0- 0	0- 0	0- 0				

RPI 1-25				Team's RPI: 7		RPI 26-50				RPI 51-100				RPI 101+			
RPI	S	Opponent	Score	RPI	S	Opponent	Score	RPI	S	Opponent	Score	RPI	S	Opponent	Score		
1	A	Notre Dame	61 62	38	A	Washington	61 53	61	A	Oregon	59 45	106	H	Arizona	71 43		
6	H	Stanford	58 50					61	H	Oregon	60 33	130	N	Arkansas	63 47		
9	H	Arizona St.	67 44					68	A	Washington St.	54 45	147	H	Idaho	69 44		
10	A	UCLA	51 71					70	A	Utah	62 53	180	A	Colorado	61 47		
12	H	Tennessee	50 53					73	H	California	70 48	194	H	Cal Poly	80 43		
25	A	Southern California	57 49					74	H	UC Riverside	86 65	243	H	CSU Bakersfield	75 51		
								76	N	Hofstra	73 50	283	A	Portland	94 50		
								85	A	Marquette	65 58	311	H	Longwood	110 45		
LAST 12 Division I GAMES:																	
68	A	Washington St.	54 45	6	H	Stanford	58 50										
38	A	Washington	61 53	73	H	California	70 48										
9	H	Arizona St.	67 44	61	A	Oregon	59 45										
106	H	Arizona	71 43	61	H	Oregon	60 33										
180	A	Colorado	61 47	10	A	UCLA	51 71										
70	A	Utah	62 53	25	A	Southern California	57 49										

Non-Div I Games:

Oregon St.

■ Loss,
 ■ Non-Conf, S Site,
 ■ Home
 ■ Away
 N Neutral

Pacific

Through Games Of Feb. 11, 2016

Average RPI Win:	215	WON-LOST	WINNING	LAST 10	STRENGTH OF	OPP. STRENGTH	TEAM	ADJ.	CONF.	ADJ CONF.
Average RPI Loss:	114	RECORD	PCT. RANK	GAMES	SCHEDULE	OF SCHEDULE	RPI	RPI	RPI	RPI
DIV. I ONLY	9- 14	233	2- 8	88	144	164	164	9	9	
DIV. I NON-CONF.	6- 4	125	0- 0	221	269	126	126	9	9	
TOTALS	RPI 1-25	RPI 26-50	W-L RECORDS	RPI 51-100	RPI 101-150	RPI 150+				
9- 14	0- 2	0- 0	OVERALL	0- 6	2- 1	7- 5				
4- 5	0- 1	0- 0	HOME	0- 2	1- 0	3- 2				
5- 9	0- 0	0- 0	AWAY	0- 0	1- 0	4- 0				
0- 0	0- 0	0- 0	NEUTRAL	0- 0	0- 0	0- 0				
6- 4	0- 0	0- 0	NON-CONFERENCE	0- 0	1- 1	5- 3				
2- 1	0- 0	0- 0	HOME	0- 0	0- 0	2- 1				
4- 3	0- 0	0- 0	AWAY	0- 0	1- 1	3- 2				
0- 0	0- 0	0- 0	NEUTRAL	0- 0	0- 0	0- 0				
3- 10	0- 2	0- 0	CONFERENCE	0- 6	1- 0	2- 2				
2- 4	0- 1	0- 0	HOME	0- 2	1- 0	1- 1				
1- 6	0- 1	0- 0	AWAY	0- 4	0- 0	1- 1				
0- 0	0- 0	0- 0	NEUTRAL	0- 0	0- 0	0- 0				

RPI 1-25				RPI 26-50				RPI 51-100				RPI 101+ Team's RPI: 164			
RPI	S	Opponent	Score	RPI	S	Opponent	Score	RPI	S	Opponent	Score	RPI	S	Opponent	Score
14	A	BYU	62 79					54	A	Santa Clara	52 76	103	A	North Carolina	66 63
14	H	BYU	57 67					59	A	St. Mary's (CA)	75 83	106	A	Arizona	56 69
								59	H	St. Mary's (CA)	73 82	114	H	San Francisco	70 57
								71	A	San Diego	56 69	154	H	Long Beach St.	60 68
								71	H	San Diego	56 59	185	A	UC Davis	66 53
								87	A	Gonzaga	61 68	203	H	San Jose St.	81 69
												211	A	Utah St.	70 78
												219	A	Montana	54 64
												225	A	Gardner-Webb	84 77
												235	A	Loyola Marymount	88 96
												235	H	Loyola Marymount	60 63
												243	A	CSU Bakersfield	80 74
												253	H	Pepperdine	65 62
												283	A	Portland	72 64
												327	H	Nevada	74 52
LAST 12 Division I GAMES:															
235	A	Loyola Marymount	88 96	59	H	St. Mary's (CA)	73 82								
71	H	San Diego	56 59	235	H	Loyola Marymount	60 63								
14	H	BYU	57 67	253	H	Pepperdine	65 62								
59	A	St. Mary's (CA)	75 83	14	A	BYU	62 79								
87	A	Gonzaga	61 68	71	A	San Diego	56 69								
283	A	Portland	72 64	114	H	San Francisco	70 57								

Non-Div I Games: Stanislaus St. 74 61

Pacific

■ Loss,
 ■ Non-Conf, S Site,
 ■ Home
 ■ Away
 N Neutral

Average RPI Win:	178	WON-LOST	WINNING	LAST 10	STRENGTH OF	OPP. STRENGTH	TEAM	ADJ.	CONF.	ADJ CONF.
Average RPI Loss:	67	RECORD	PCT. RANK	GAMES	SCHEDULE	OF SCHEDULE	RPI	RPI	RPI	RPI
DIV. I ONLY	15- 3	18	8- 1	119	136	43	43	10	10	
DIV. I NON-CONF.	10- 3	61	5- 1	153	149	61	61	11	11	
TOTALS	RPI 1-25	RPI 26-50	W-L RECORDS	RPI 51-100	RPI 101-150	RPI 150+				
15- 3	0- 0	2- 1	OVERALL	2- 2	3- 0	8- 0				
8- 1	0- 0	2- 1	HOME	1- 0	1- 0	4- 0				
7- 2	0- 0	0- 0	AWAY	1- 2	2- 0	4- 0				
0- 0	0- 0	0- 0	NEUTRAL	0- 0	0- 0	0- 0				
10- 3	0- 0	1- 1	NON-CONFERENCE	2- 2	1- 0	6- 0				
5- 1	0- 0	1- 1	HOME	1- 0	0- 0	3- 0				
5- 2	0- 0	0- 0	AWAY	1- 2	1- 0	3- 0				
0- 0	0- 0	0- 0	NEUTRAL	0- 0	0- 0	0- 0				
5- 0	0- 0	1- 0	CONFERENCE	0- 0	2- 0	2- 0				
3- 0	0- 0	1- 0	HOME	0- 0	1- 0	1- 0				
2- 0	0- 0	0- 0	AWAY	0- 0	1- 0	1- 0				
0- 0	0- 0	0- 0	NEUTRAL	0- 0	0- 0	0- 0				

RPI S	Opponent	Score	RPI S	Opponent	Score	RPI S	Opponent	Score	RPI S	Opponent	Score
45	H Princeton	50 48	47	H Duke	50 57	60	A Temple	60 54	109	H Yale	68 49
50	H Colorado St.	49 48				62	A Villanova	46 66	129	A Hawaii	64 54
						84	H Drexel	72 67	142	A Harvard	68 48
						93	A Saint Joseph's	46 50	153	H Brown	66 49
									169	A UMBC	81 46
									254	H Navy	57 43
									258	A New Hampshire	67 60
									269	A Dartmouth	56 41
									278	A La Salle	78 68
									330	H Lafayette	54 37
									342	H Wagner	78 50
LAST 12 Division I GAMES:											
269	A Dartmouth	56 41	278	A La Salle	78 68						
142	A Harvard	68 48	45	H Princeton	50 48						
153	H Brown	66 49	129	A Hawaii	64 54						
109	H Yale	68 49	342	H Wagner	78 50						
62	A Villanova	46 66	84	H Drexel	72 67						
60	A Temple	60 54	93	A Saint Joseph's	46 50						

Non-Div I Games: BYU-Hawaii 73 41

Penn

Average RPI Win:	156	WON-LOST	WINNING	LAST 10	STRENGTH OF	OPP. STRENGTH	TEAM	ADJ.	CONF.	ADJ CONF.
Average RPI Loss:	71	RECORD	PCT. RANK	GAMES	SCHEDULE	OF SCHEDULE	RPI	RPI	RPI	RPI
DIV. I ONLY	9- 15	240	1- 4	33	46	131	131	4	4	
DIV. I NON-CONF.	5- 6	180	0- 1	58	114	154	154	4	4	
TOTALS	RPI 1-25	RPI 26-50	W-L RECORDS	RPI 51-100	RPI 101-150	RPI 150+				
9- 15	0- 3	1- 5	OVERALL	2- 5	1- 1	5- 1				
6- 7	0- 1	0- 3	HOME	1- 3	1- 0	4- 0				
3- 7	0- 1	1- 2	AWAY	1- 2	0- 1	1- 1				
0- 1	0- 1	0- 0	NEUTRAL	0- 0	0- 0	0- 0				
5- 6	0- 2	0- 2	NON-CONFERENCE	0- 1	1- 0	4- 1				
5- 1	0- 0	0- 0	HOME	0- 1	1- 0	4- 0				
0- 4	0- 1	0- 2	AWAY	0- 0	0- 0	0- 1				
0- 1	0- 1	0- 0	NEUTRAL	0- 0	0- 0	0- 0				
4- 9	0- 1	1- 3	CONFERENCE	2- 4	0- 1	1- 0				
1- 6	0- 1	0- 3	HOME	1- 2	0- 0	0- 0				
3- 3	0- 0	1- 0	AWAY	1- 2	0- 1	1- 0				
0- 0	0- 0	0- 0	NEUTRAL	0- 0	0- 0	0- 0				

RPI S	Opponent	Score	RPI S	Opponent	Score	RPI S	Opponent	Score	RPI S	Opponent	Score	Team's RPI: 131
11	H Maryland	53 89	27	A Michigan St.	65 61	53	A Iowa	82 69	116	H Youngstown St.	68 51	
12	A Tennessee	66 74	27	H Michigan St.	55 71	75	A Nebraska	69 87	149	A Wisconsin	62 82	
14	N BYU	51 63	28	A St. Bonaventure	60 70	75	H Nebraska	78 83	160	H Fordham	75 59	
			40	H Rutgers	62 74	79	H Michigan	87 91	161	A Illinois	65 56	
			41	A South Fla.	79 101	81	A Minnesota	85 98	259	H Sacred Heart	83 46	
			49	H Purdue	78 88	89	H Northwestern	79 72	263	H Holy Cross	86 82	
						96	H Virginia Tech	59 64	277	H Central Conn. St.	73 47	
									285	A CSUN	73 81	
LAST 12 Division I GAMES:												
14	N BYU	51 63	161	A Illinois	65 56							
27	A Michigan St.	65 61	53	A Iowa	82 69							
40	H Rutgers	62 74	79	H Michigan	87 91							
75	A Nebraska	69 87	75	H Nebraska	78 83							
49	H Purdue	78 88	149	A Wisconsin	62 82							
11	H Maryland	53 89	27	H Michigan St.	55 71							

Non-Div I Games:

Penn St.

■ Loss,
■ Non-Conf,
■ S Site,
■ H Home
■ A Away
N Neutral

Pepperdine

Through Games Of Feb. 11, 2016

Average RPI Win:	248	WON-LOST	WINNING	LAST 10	STRENGTH OF	OPP. STRENGTH	TEAM	ADJ.	CONF.	ADJ CONF.
Average RPI Loss:	118	RECORD	PCT. RANK	GAMES	SCHEDULE	OF SCHEDULE	RPI	RPI	RPI	RPI
DIV. I ONLY	6- 18	292	1- 5	104	130	253	253	9	9	
DIV. I NON-CONF.	4- 6	201	0- 1	247	282	245	245	9	9	
TOTALS	RPI 1-25	RPI 26-50	W-L RECORDS	RPI 51-100	RPI 101-150	RPI 150+				
6- 18	0- 2	0- 0	OVERALL	1- 8	0- 1	5- 7				
5- 6	0- 1	0- 0	HOME	1- 3	0- 1	4- 1				
1- 11	0- 1	0- 0	AWAY	0- 5	0- 0	1- 5				
0- 1	0- 0	0- 0	NEUTRAL	0- 0	0- 0	0- 1				
4- 6	0- 0	0- 0	NON-CONFERENCE	0- 2	0- 0	4- 4				
3- 1	0- 0	0- 0	HOME	0- 0	0- 0	3- 1				
1- 4	0- 0	0- 0	AWAY	0- 2	0- 0	1- 2				
0- 1	0- 0	0- 0	NEUTRAL	0- 0	0- 0	0- 1				
2- 12	0- 2	0- 0	CONFERENCE	1- 6	0- 1	1- 3				
2- 5	0- 1	0- 0	HOME	1- 3	0- 1	1- 0				
0- 7	0- 1	0- 0	AWAY	0- 3	0- 0	0- 3				
0- 0	0- 0	0- 0	NEUTRAL	0- 0	0- 0	0- 0				

RPI S	Opponent	Score	RPI S	Opponent	Score	RPI S	Opponent	Score	RPI S	Opponent	Score	Team's RPI: 253
14	A BYU	64 69				52	A Albany (NY)	49 64	114	H San Francisco	74 81	
14	H BYU	66 77				54	H Santa Clara	60 62	164	A Pacific	62 65	
						59	A St. Mary's (CA)	72 88	176	N George Mason	63 71	
						59	H St. Mary's (CA)	62 58	181	A New Mexico	52 60	
						71	A San Diego	55 74	193	A UNLV	63 83	
						71	H San Diego	54 70	194	H Cal Poly	47 61	
						72	A Army West Point	53 63	235	A Loyola Marymount	69 79	
						87	A Gonzaga	39 56	243	A CSU Bakersfield	76 73	
						87	H Gonzaga	57 74	257	H UC Santa Barbara	71 69	
									283	A Portland	79 81	
									283	H Portland	74 62	
									306	H Denver	64 60	
									337	H Cal St. Fullerton	81 75	
LAST 12 Division I GAMES:												
176	N George Mason	63 71	14	A BYU	64 69							
59	H St. Mary's (CA)	62 58	71	A San Diego	55 74							
87	A Gonzaga	39 56	114	H San Francisco	74 81							
283	A Portland	79 81	54	H Santa Clara	60 62							
14	H BYU	66 77	59	A St. Mary's (CA)	72 88							
71	H San Diego	54 70	164	A Pacific	62 65							

Non-Div I Games: Alas. Anchorage 61 94

Pepperdine

Loss, Non-Conf, S Site, H Home A Away N Neutral

Average RPI Win:	257	WON-LOST	WINNING	LAST 10	STRENGTH OF	OPP. STRENGTH	TEAM	ADJ.	CONF.	ADJ CONF.
Average RPI Loss:	44	RECORD	PCT. RANK	GAMES	SCHEDULE	OF SCHEDULE	RPI	RPI	RPI	RPI
DIV. I ONLY	10- 14	219	2- 8	57	78	146	146	5	5	
DIV. I NON-CONF.	8- 5	119	0- 1	170	239	147	147	5	5	
TOTALS	RPI 1-25	RPI 26-50	W-L RECORDS	RPI 51-100	RPI 101-150	RPI 150+				
10- 14	0- 6	0- 4	OVERALL	1- 2	1- 2	8- 0				
6- 7	0- 4	0- 2	HOME	0- 0	0- 1	6- 0				
3- 5	0- 1	0- 2	AWAY	1- 1	0- 1	2- 0				
1- 2	0- 1	0- 0	NEUTRAL	0- 1	1- 0	0- 0				
8- 5	0- 2	0- 1	NON-CONFERENCE	0- 2	1- 0	7- 0				
6- 1	0- 1	0- 0	HOME	0- 0	0- 0	6- 0				
1- 2	0- 0	0- 1	AWAY	0- 1	0- 0	1- 0				
1- 2	0- 1	0- 0	NEUTRAL	0- 1	1- 0	0- 0				
2- 9	0- 4	0- 3	CONFERENCE	1- 0	0- 2	1- 0				
0- 6	0- 3	0- 2	HOME	0- 0	0- 1	0- 0				
2- 3	0- 1	0- 1	AWAY	1- 0	0- 1	1- 0				
0- 0	0- 0	0- 0	NEUTRAL	0- 0	0- 0	0- 0				

RPI S	Opponent	Score	RPI S	Opponent	Score	RPI S	Opponent	Score	RPI S	Opponent	Score	Team's RPI: 146
1	H Notre Dame	55 65	34	A Miami (FL)	55 79	56	N South Dakota St.	54 55	104	A Boston College	43 54	
11	N Maryland	49 70	39	H North Carolina St.	76 78	79	A Michigan	45 82	123	H Wake Forest	49 60	
13	H Florida St.	55 66	45	A Princeton	47 61	100	A Virginia	58 55	144	N Old Dominion	67 58	
20	H Louisville	61 84	47	H Duke	48 70				236	A Clemson	59 56	
23	H Duquesne	65 79							263	H Holy Cross	56 50	
24	A Syracuse	48 71							265	H American	76 58	
									279	A Saint Francis (PA)	74 59	
									291	H Rider	75 44	
									307	H Delaware St.	77 43	
									338	H Mt. St. Mary's	74 57	
									342	H Wagner	67 41	
LAST 12 Division I GAMES:												
20	H Louisville	61 84	13	H Florida St.	55 66							
123	H Wake Forest	49 60	24	A Syracuse	48 71							
236	A Clemson	59 56	39	H North Carolina St.	76 78							
47	H Duke	48 70	34	A Miami (FL)	55 79							
100	A Virginia	58 55	1	H Notre Dame	55 65							
104	A Boston College	43 54	23	H Duquesne	65 79							

Non-Div I Games:

Pittsburgh

■ Loss,
■ Non-Conf, S Site,
■ Home
■ Away
N Neutral

Average RPI Win:	289	WON-LOST	WINNING	LAST 10	STRENGTH OF	OPP. STRENGTH	TEAM	ADJ.	CONF.	ADJ CONF.
Average RPI Loss:	130	RECORD	PCT. RANK	GAMES	SCHEDULE	OF SCHEDULE	RPI	RPI	RPI	RPI
DIV. I ONLY	2- 21	345	1- 9	78	156	283	283	9	9	
DIV. I NON-CONF.	1- 9	325	0- 0	59	280	259	259	9	9	
TOTALS	RPI 1-25	RPI 26-50	W-L RECORDS	RPI 51-100	RPI 101-150	RPI 150+				
2- 21	0- 2	0- 1	OVERALL	0- 6	0- 3	2- 9				
1- 11	0- 1	0- 0	HOME	0- 3	0- 2	1- 5				
1- 10	0- 1	0- 1	AWAY	0- 3	0- 1	1- 4				
0- 0	0- 0	0- 0	NEUTRAL	0- 0	0- 0	0- 0				
1- 9	0- 1	0- 1	NON-CONFERENCE	0- 1	0- 1	1- 5				
0- 5	0- 1	0- 0	HOME	0- 0	0- 1	0- 3				
1- 4	0- 0	0- 1	AWAY	0- 1	0- 0	1- 2				
0- 0	0- 0	0- 0	NEUTRAL	0- 0	0- 0	0- 0				
1- 12	0- 1	0- 0	CONFERENCE	0- 5	0- 2	1- 4				
1- 6	0- 0	0- 0	HOME	0- 3	0- 1	1- 2				
0- 6	0- 1	0- 0	AWAY	0- 2	0- 1	0- 2				
0- 0	0- 0	0- 0	NEUTRAL	0- 0	0- 0	0- 0				

RPI 1-25				RPI 26-50				RPI 51-100				RPI 101+ Team's RPI: 283			
RPI	S	Opponent	Score	RPI	S	Opponent	Score	RPI	S	Opponent	Score	RPI	S	Opponent	Score
7	H	Oregon St.	50 94	38	A	Washington	65 83	54	A	Santa Clara	47 66	114	A	San Francisco	69 90
14	A	BYU	66 78					54	H	Santa Clara	45 67	114	H	San Francisco	63 82
								59	H	St. Mary's (CA)	51 78	125	H	Boise St.	49 89
								61	A	Oregon	52 93	162	A	Montana St.	57 86
								71	A	San Diego	43 71	164	H	Pacific	64 72
								87	H	Gonzaga	63 71	185	H	UC Davis	47 72
												191	H	Weber St.	55 57
												219	A	Montana	67 90
												235	A	Loyola Marymount	52 62
												235	H	Loyola Marymount	62 77
												253	A	Pepperdine	62 74
												253	H	Pepperdine	81 79
												285	H	CSUN	62 68
												324	A	Portland St.	69 53
LAST 12 Division I GAMES:															
235	H	Loyola Marymount	62 77	14	A	BYU	66 78								
253	H	Pepperdine	81 79	71	A	San Diego	43 71								
54	A	Santa Clara	47 66	87	H	Gonzaga	63 71								
114	A	San Francisco	69 90	114	H	San Francisco	63 82								
59	H	St. Mary's (CA)	51 78	54	H	Santa Clara	45 67								
164	H	Pacific	64 72	253	A	Pepperdine	62 74								

Non-Div I Games: Willamette 73 54

Portland

■ Loss,
■ Non-Conf,
■ S Site,
■ H Home
■ A Away
N Neutral

Average RPI Win:	237	WON-LOST	WINNING	LAST 10	STRENGTH OF	OPP. STRENGTH	TEAM	ADJ.	CONF.	ADJ CONF.
Average RPI Loss:	184	RECORD	PCT. RANK	GAMES	SCHEDULE	OF SCHEDULE	RPI	RPI	RPI	RPI
DIV. I ONLY	2- 18	340	1- 9	139	321	324	324	19	19	
DIV. I NON-CONF.	1- 8	320	1- 0	230	290	331	331	21	21	
TOTALS	RPI 1-25	RPI 26-50	W-L RECORDS	RPI 51-100	RPI 101-150	RPI 150+				
2- 18	0- 0	0- 0	OVERALL	0- 3	0- 1	2- 14				
2- 8	0- 0	0- 0	HOME	0- 0	0- 1	2- 7				
0- 10	0- 0	0- 0	AWAY	0- 3	0- 0	0- 7				
0- 0	0- 0	0- 0	NEUTRAL	0- 0	0- 0	0- 0				
1- 8	0- 0	0- 0	NON-CONFERENCE	0- 3	0- 0	1- 5				
1- 3	0- 0	0- 0	HOME	0- 0	0- 0	1- 3				
0- 5	0- 0	0- 0	AWAY	0- 3	0- 0	0- 2				
0- 0	0- 0	0- 0	NEUTRAL	0- 0	0- 0	0- 0				
1- 10	0- 0	0- 0	CONFERENCE	0- 0	0- 1	1- 9				
1- 5	0- 0	0- 0	HOME	0- 0	0- 1	1- 4				
0- 5	0- 0	0- 0	AWAY	0- 0	0- 0	0- 5				
0- 0	0- 0	0- 0	NEUTRAL	0- 0	0- 0	0- 0				

RPI S	Opponent	Score	RPI S	Opponent	Score	RPI S	Opponent	Score	RPI S	Opponent	Score	Team's RPI: 324
						56	A South Dakota St.	65 74	147	H Idaho	65 94	
						61	A Oregon	59 122	154	A Long Beach St.	71 89	
						82	A South Dakota	61 103	162	A Montana St.	64 74	
									162	H Montana St.	59 106	
									185	H UC Davis	70 82	
									188	H Eastern Wash.	81 79	
									191	A Weber St.	73 102	
									199	A Sacramento St.	91 132	
									199	H Sacramento St.	78 126	
									200	A Idaho St.	70 71	
									200	H Idaho St.	42 64	
									219	A Montana	57 76	
									219	H Montana	58 79	
									247	H Seattle	64 85	
									283	H Portland	53 69	
									285	H CSUN	83 77	
									337	A Cal St. Fullerton	69 84	
LAST 12 Division I GAMES:												
200	H Idaho St.	42 64	200	A Idaho St.	70 71							
219	A Montana	57 76	191	A Weber St.	73 102							
162	A Montana St.	64 74	162	H Montana St.	59 106							
147	H Idaho	65 94	219	H Montana	58 79							
188	H Eastern Wash.	81 79	199	A Sacramento St.	91 132							
199	H Sacramento St.	78 126	285	H CSUN	83 77							

Non-Div I Games: Warner Pacific 64 76 Corban 90 76

Portland St.

Loss, Non-Conf, S Site, H Home A Away N Neutral

Average RPI Win:	304	WON-LOST	WINNING	LAST 10	STRENGTH OF	OPP. STRENGTH	TEAM	ADJ.	CONF.	ADJ CONF.
Average RPI Loss:	196	RECORD	PCT. RANK	GAMES	SCHEDULE	OF SCHEDULE	RPI	RPI	RPI	RPI
DIV. I ONLY	8- 10	206	5- 5	333	325	271	271	32	32	
DIV. I NON-CONF.	3- 5	218	0- 2	299	97	223	223	31	31	
TOTALS	RPI 1-25	RPI 26-50	W-L RECORDS	RPI 51-100	RPI 101-150	RPI 150+				
8- 10	0- 1	0- 0	OVERALL	0- 2	0- 0	8- 7				
4- 2	0- 0	0- 0	HOME	0- 0	0- 0	4- 2				
4- 7	0- 1	0- 0	AWAY	0- 0	0- 0	4- 0				
0- 1	0- 0	0- 0	NEUTRAL	0- 0	0- 0	0- 1				
3- 5	0- 1	0- 0	NON-CONFERENCE	0- 2	0- 0	3- 2				
1- 0	0- 0	0- 0	HOME	0- 0	0- 0	1- 0				
2- 4	0- 1	0- 0	AWAY	0- 2	0- 0	2- 1				
0- 1	0- 0	0- 0	NEUTRAL	0- 0	0- 0	0- 1				
5- 5	0- 0	0- 0	CONFERENCE	0- 0	0- 0	5- 5				
3- 2	0- 0	0- 0	HOME	0- 0	0- 0	3- 2				
2- 3	0- 0	0- 0	AWAY	0- 0	0- 0	2- 3				
0- 0	0- 0	0- 0	NEUTRAL	0- 0	0- 0	0- 0				

RPI 1-25				RPI 26-50				RPI 51-100				RPI 101+ Team's RPI: 271			
RPI	S	Opponent	Score	RPI	S	Opponent	Score	RPI	S	Opponent	Score	RPI	S	Opponent	Score
15	A	Texas A&M	30 88					80	A	Georgia Tech	48 96	168	A	Louisiana Tech	77 68
								94	A	TCU	60 69	177	H	Southern U.	55 65
												230	A	Grambling	66 69
												233	A	Texas Southern	65 72
												233	H	Texas Southern	43 50
												280	H	Lamar	80 72
												284	A	Alabama St.	54 65
												293	A	Wichita St.	36 64
												309	A	Nicholls St.	81 70
												318	N	North Dakota St.	58 79
												320	H	Alcorn	58 54
												328	A	Jackson St.	62 52
												334	H	Ark.-Pine Bluff	70 55
												345	A	Alabama A&M	67 52
												347	H	Mississippi Val.	80 57
LAST 12 Division I GAMES:															
233	H	Texas Southern	43 50	230	A	Grambling	66 69								
284	A	Alabama St.	54 65	233	A	Texas Southern	65 72								
345	A	Alabama A&M	67 52	177	H	Southern U.	55 65								
347	H	Mississippi Val.	80 57	320	H	Alcorn	58 54								
334	H	Ark.-Pine Bluff	70 55	15	A	Texas A&M	30 88								
328	A	Jackson St.	62 52	318	N	North Dakota St.	58 79								

Non-Div I Games: Howard Payne 86 46

Prairie View

Loss, Non-Conf, S Site, H Home A Away N Neutral

Average RPI Win:	275	WON-LOST	WINNING	LAST 10	STRENGTH OF	OPP. STRENGTH	TEAM	ADJ.	CONF.	ADJ CONF.
Average RPI Loss:	171	RECORD	PCT. RANK	GAMES	SCHEDULE	OF SCHEDULE	RPI	RPI	RPI	RPI
DIV. I ONLY	11- 9	142	7- 3	310	297	218	218	26	26	
DIV. I NON-CONF.	1- 5	304	0- 0	328	143	343	343	29	29	
TOTALS	RPI 1-25	RPI 26-50	W-L RECORDS	RPI 51-100	RPI 101-150	RPI 150+				
11- 9	0- 0	0- 0	OVERALL	0- 2	1- 2	10- 5				
7- 2	0- 0	0- 0	HOME	0- 0	1- 1	6- 1				
4- 7	0- 0	0- 0	AWAY	0- 2	0- 1	4- 4				
0- 0	0- 0	0- 0	NEUTRAL	0- 0	0- 0	0- 0				
1- 5	0- 0	0- 0	NON-CONFERENCE	0- 2	0- 0	1- 3				
1- 0	0- 0	0- 0	HOME	0- 0	0- 0	1- 0				
0- 5	0- 0	0- 0	AWAY	0- 2	0- 0	0- 3				
0- 0	0- 0	0- 0	NEUTRAL	0- 0	0- 0	0- 0				
10- 4	0- 0	0- 0	CONFERENCE	0- 0	1- 2	9- 2				
6- 2	0- 0	0- 0	HOME	0- 0	1- 1	5- 1				
4- 2	0- 0	0- 0	AWAY	0- 0	0- 1	4- 1				
0- 0	0- 0	0- 0	NEUTRAL	0- 0	0- 0	0- 0				

RPI 1-25			RPI 26-50			RPI 51-100			RPI 101+			Team's RPI: 218
RPI	S	Opponent	Score	RPI	S	Opponent	Score	RPI	S	Opponent	Score	
						66	A Vanderbilt	38	56	102	H Liberty	60 42
						96	A Virginia Tech	44	58	140	A UNC Asheville	59 68
										140	H UNC Asheville	63 72
										171	A East Carolina	57 84
										180	A Colorado	60 72
										216	H Radford	53 64
										225	H Gardner-Webb	60 53
										241	A High Point	47 61
										241	H High Point	82 70
										282	A Campbell	69 45
										292	A Kennesaw St.	47 49
										295	H Coastal Caro.	66 42
										300	A Charleston So.	63 49
										300	H Charleston So.	52 37
										311	A Longwood	59 38
										311	H Longwood	75 49
										313	A Winthrop	59 48
										349	H N.C. Central	60 50
LAST 12 Division I GAMES:												
300	H	Charleston So.	52 37	282	A	Campbell	69 45					
241	A	High Point	47 61	313	A	Winthrop	59 48					
311	H	Longwood	75 49	102	H	Liberty	60 42					
225	H	Gardner-Webb	60 53	216	H	Radford	53 64					
140	A	UNC Asheville	59 68	300	A	Charleston So.	63 49					
295	H	Coastal Caro.	66 42	241	H	High Point	82 70					

Non-Div I Games: Warren Wilson 95 56 Columbia (SC) 104 37 Brevard 70 53

Average RPI Win:	189	WON-LOST	WINNING	LAST 10	STRENGTH OF	OPP. STRENGTH	TEAM	ADJ.	CONF.	ADJ CONF.
Average RPI Loss:	31	RECORD	PCT. RANK	GAMES	SCHEDULE	OF SCHEDULE	RPI	RPI	RPI	RPI
DIV. I ONLY	15- 4	35	7- 3	138	81	45	45	10	10	
DIV. I NON-CONF.	11- 3	54	5- 2	189	40	53	53	11	11	
TOTALS	RPI 1-25	RPI 26-50	W-L RECORDS	RPI 51-100	RPI 101-150	RPI 150+				
15- 4	1- 1	0- 3	OVERALL	1- 0	3- 0	10- 0				
9- 0	1- 0	0- 0	HOME	1- 0	2- 0	5- 0				
4- 4	0- 1	0- 3	AWAY	0- 0	1- 0	3- 0				
2- 0	0- 0	0- 0	NEUTRAL	0- 0	0- 0	2- 0				
11- 3	1- 1	0- 2	NON-CONFERENCE	1- 0	1- 0	8- 0				
7- 0	1- 0	0- 0	HOME	1- 0	1- 0	4- 0				
2- 3	0- 1	0- 2	AWAY	0- 0	0- 0	2- 0				
2- 0	0- 0	0- 0	NEUTRAL	0- 0	0- 0	2- 0				
4- 1	0- 0	0- 1	CONFERENCE	0- 0	2- 0	2- 0				
2- 0	0- 0	0- 0	HOME	0- 0	1- 0	1- 0				
2- 1	0- 0	0- 1	AWAY	0- 0	1- 0	1- 0				
0- 0	0- 0	0- 0	NEUTRAL	0- 0	0- 0	0- 0				

RPI	S	Opponent	Score	RPI	S	Opponent	Score	Team's RPI: 45	RPI	S	Opponent	Score	RPI	S	Opponent	Score
5	A	Ohio St.	70 90	26	A	Seton Hall	64 71		79	H	Michigan	74 57	109	H	Yale	65 50
23	H	Duquesne	94 66	43	A	Penn	48 50						142	A	Harvard	92 83
				48	A	Dayton	81 85						146	H	Pittsburgh	61 47
													153	H	Brown	72 53
													160	H	Fordham	55 44
													165	H	Hampton	79 55
													183	A	Marist	77 44
													247	N	Seattle	85 48
													265	H	American	72 34
													269	A	Dartmouth	85 48
													273	H	Monmouth	81 70
													291	A	Rider	78 59
													326	N	UC Irvine	83 42
LAST 12 Division I GAMES:																
142	A	Harvard	92 83	183	A	Marist	77 44									
269	A	Dartmouth	85 48	48	A	Dayton	81 85									
109	H	Yale	65 50	5	A	Ohio St.	70 90									
153	H	Brown	72 53	160	H	Fordham	55 44									
43	A	Penn	48 50	146	H	Pittsburgh	61 47									
165	H	Hampton	79 55	273	H	Monmouth	81 70									

Non-Div I Games:

Princeton

Providence

Through Games Of Feb. 11, 2016

Average RPI Win:	219	WON-LOST	WINNING	LAST 10	STRENGTH OF	OPP. STRENGTH	TEAM	ADJ.	CONF.	ADJ CONF.
Average RPI Loss:	103	RECORD	PCT. RANK	GAMES	SCHEDULE	OF SCHEDULE	RPI	RPI	RPI	RPI
DIV. I ONLY	4- 19	318	0- 10	67	113	248	248	6	6	
DIV. I NON-CONF.	4- 6	201	0- 0	65	266	182	182	6	6	
TOTALS	RPI 1-25	RPI 26-50	W-L RECORDS	RPI 51-100	RPI 101-150	RPI 150+				
4- 19	0- 1	0- 2	OVERALL	0- 6	0- 6	4- 4				
3- 9	0- 0	0- 2	HOME	0- 2	0- 3	3- 2				
1- 10	0- 1	0- 0	AWAY	0- 4	0- 3	1- 2				
0- 0	0- 0	0- 0	NEUTRAL	0- 0	0- 0	0- 0				
4- 6	0- 0	0- 0	NON-CONFERENCE	0- 3	0- 1	4- 2				
3- 3	0- 0	0- 0	HOME	0- 1	0- 1	3- 1				
1- 3	0- 0	0- 0	AWAY	0- 2	0- 0	1- 1				
0- 0	0- 0	0- 0	NEUTRAL	0- 0	0- 0	0- 0				
0- 13	0- 1	0- 2	CONFERENCE	0- 3	0- 5	0- 2				
0- 6	0- 0	0- 2	HOME	0- 1	0- 2	0- 1				
0- 7	0- 1	0- 0	AWAY	0- 2	0- 3	0- 1				
0- 0	0- 0	0- 0	NEUTRAL	0- 0	0- 0	0- 0				

RPI 1-25				RPI 26-50				RPI 51-100				RPI 101+ Team's RPI: 248			
RPI	S	Opponent	Score	RPI	S	Opponent	Score	RPI	S	Opponent	Score	RPI	S	Opponent	Score
18	A	DePaul	50 96	26	H	Seton Hall	54 64	52	A	Albany (NY)	58 71	104	H	Boston College	41 67
				30	H	St. John's (NY)	61 80	62	A	Villanova	39 67	105	A	Georgetown	53 63
								62	H	Villanova	47 76	105	H	Georgetown	51 82
								65	H	FGCU	41 50	119	A	Creighton	48 72
								85	A	Marquette	75 105	136	A	Xavier	47 72
								96	A	Virginia Tech	46 62	136	H	Xavier	54 62
												153	A	Brown	47 57
												182	A	Rhode Island	64 55
												192	A	Butler	50 65
												192	H	Butler	67 77
												206	H	Hartford	69 50
												213	H	Bryant	88 78
												222	H	Richmond	50 57
												273	H	Monmouth	71 59
LAST 12 Division I GAMES:															
				192	A	Butler	50 65					119	A	Creighton	48 72
				136	A	Xavier	47 72					136	H	Xavier	54 62
				62	H	Villanova	47 76					192	H	Butler	67 77
				105	H	Georgetown	51 82					105	A	Georgetown	53 63
				18	A	DePaul	50 96					62	A	Villanova	39 67
				85	A	Marquette	75 105					30	H	St. John's (NY)	61 80

Non-Div I Games:

Providence

■ Loss,
 ■ Non-Conf,
 ■ S Site,
 ■ H Home
 ■ A Away
 N Neutral

Average RPI Win:	130	WON-LOST	WINNING	LAST 10	STRENGTH OF	OPP. STRENGTH	TEAM	ADJ.	CONF.	ADJ CONF.
Average RPI Loss:	49	RECORD	PCT. RANK	GAMES	SCHEDULE	OF SCHEDULE	RPI	RPI	RPI	RPI
DIV. I ONLY	16- 8	84	4- 6	44	21	49	49	4	4	
DIV. I NON-CONF.	9- 2	37	0- 0	112	49	57	57	4	4	
TOTALS	RPI 1-25	RPI 26-50	W-L RECORDS	RPI 51-100	RPI 101-150	RPI 150+				
16- 8	1- 4	2- 1	OVERALL	6- 1	2- 2	5- 0				
10- 3	0- 1	2- 0	HOME	4- 1	0- 1	4- 0				
4- 4	0- 2	0- 1	AWAY	2- 0	1- 1	1- 0				
2- 1	1- 1	0- 0	NEUTRAL	0- 0	1- 0	0- 0				
9- 2	1- 1	1- 0	NON-CONFERENCE	2- 0	1- 1	4- 0				
6- 1	0- 0	1- 0	HOME	2- 0	0- 1	3- 0				
1- 0	0- 0	0- 0	AWAY	0- 0	0- 0	1- 0				
2- 1	1- 1	0- 0	NEUTRAL	0- 0	1- 0	0- 0				
7- 6	0- 3	1- 1	CONFERENCE	4- 1	1- 1	1- 0				
4- 2	0- 1	1- 0	HOME	2- 1	0- 0	1- 0				
3- 4	0- 2	0- 1	AWAY	2- 0	1- 1	0- 0				
0- 0	0- 0	0- 0	NEUTRAL	0- 0	0- 0	0- 0				

RPI 1-25				RPI 26-50				Team's RPI: 49				RPI 51-100				RPI 101+			
RPI	S	Opponent	Score	RPI	S	Opponent	Score	RPI	S	Opponent	Score	RPI	S	Opponent	Score	RPI	S	Opponent	Score
5	A	Ohio St.	70 90	27	A	Michigan St.	56 68	53	H	Iowa	90 73	104	H	Boston College	56 58				
6	N	Stanford	65 71	42	H	Indiana	63 53	64	H	Ball St.	73 63	121	N	LSU	69 52				
11	A	Maryland	59 73	48	H	Dayton	61 58	75	H	Nebraska	61 62	131	A	Penn St.	88 78				
11	H	Maryland	67 87					79	A	Michigan	65 63	149	A	Wisconsin	57 64				
20	N	Louisville	62 60					81	H	Minnesota	84 72	161	H	Illinois	69 65				
								89	A	Northwestern	85 71	201	H	Ill.-Chicago	62 51				
								92	H	Maine	56 33	275	H	Jacksonville St.	67 48				
												302	A	North Florida	70 47				
												322	H	Incarnate Word	95 27				
LAST 12 Division I GAMES:																			
				11	A	Maryland	59 73	75	H	Nebraska	61 62								
				149	A	Wisconsin	57 64	5	A	Ohio St.	70 90								
				11	H	Maryland	67 87	81	H	Minnesota	84 72								
				131	A	Penn St.	88 78	42	H	Indiana	63 53								
				27	A	Michigan St.	56 68	89	A	Northwestern	85 71								
				53	H	Iowa	90 73	161	H	Illinois	69 65								

Non-Div I Games:

Purdue

■ Loss,
■ Non-Conf,
■ S Site,
■ H Home
■ A Away
N Neutral

Quinnipiac

Through Games Of Feb. 11, 2016

Average RPI Win:	238	WON-LOST	WINNING	LAST 10	STRENGTH OF	OPP. STRENGTH	TEAM	ADJ.	CONF.	ADJ CONF.
Average RPI Loss:	145	RECORD	PCT. RANK	GAMES	SCHEDULE	OF SCHEDULE	RPI	RPI	RPI	RPI
DIV. I ONLY	15- 7	79	9- 0	229	248	117	117	23	23	
DIV. I NON-CONF.	5- 4	138	0- 0	68	196	89	89	24	24	
TOTALS	RPI 1-25	RPI 26-50	W-L RECORDS	RPI 51-100	RPI 101-150	RPI 150+				
15- 7	0- 0	0- 0	OVERALL	1- 3	0- 1	14- 3				
9- 1	0- 0	0- 0	HOME	1- 0	0- 0	8- 1				
6- 5	0- 0	0- 0	AWAY	0- 0	0- 0	6- 1				
0- 1	0- 0	0- 0	NEUTRAL	0- 0	0- 1	0- 0				
5- 4	0- 0	0- 0	NON-CONFERENCE	1- 3	0- 1	4- 0				
3- 0	0- 0	0- 0	HOME	1- 0	0- 0	2- 0				
2- 3	0- 0	0- 0	AWAY	0- 3	0- 0	2- 0				
0- 1	0- 0	0- 0	NEUTRAL	0- 0	0- 1	0- 0				
10- 3	0- 0	0- 0	CONFERENCE	0- 0	0- 0	10- 3				
6- 1	0- 0	0- 0	HOME	0- 0	0- 0	6- 1				
4- 2	0- 0	0- 0	AWAY	0- 0	0- 0	4- 2				
0- 0	0- 0	0- 0	NEUTRAL	0- 0	0- 0	0- 0				

RPI S	Opponent	Score	RPI S	Opponent	Score	RPI S	Opponent	Score	RPI S	Opponent	Score	Team's RPI: 117
						60	H Temple	58 56	105	N Georgetown	68 80	
						65	A FGCU	70 71	183	A Marist	47 56	
						72	A Army West Point	57 67	198	A Northeastern	71 60	
						84	A Drexel	49 62	206	H Hartford	71 69	
									210	A Fairfield	64 55	
									217	A Canisius	80 68	
									217	H Canisius	63 54	
									221	A Siena	69 59	
									221	H Siena	94 52	
									232	H Manhattan	42 52	
									263	H Holy Cross	74 61	
									273	A Monmouth	60 63	
									273	H Monmouth	85 58	
									286	A Vermont	77 65	
									290	A Niagara	61 54	
									290	H Niagara	70 52	
									291	H Rider	64 51	
									333	H Saint Peter's	66 49	
LAST 12 Division I GAMES:												
290	H	Niagara	70	52	217	A	Canisius	80	68			
221	A	Siena	69	59	290	A	Niagara	61	54			
333	H	Saint Peter's	66	49	217	H	Canisius	63	54			
273	H	Monmouth	85	58	291	H	Rider	64	51			
221	H	Siena	94	52	273	A	Monmouth	60	63			
210	A	Fairfield	64	55	65	A	FGCU	70	71			

Non-Div I Games:

Quinnipiac

Loss, Non-Conf, S Site, H Home A Away N Neutral

Average RPI Win:	257	WON-LOST	WINNING	LAST 10	STRENGTH OF	OPP. STRENGTH	TEAM	ADJ.	CONF.	ADJ CONF.
Average RPI Loss:	158	RECORD	PCT. RANK	GAMES	SCHEDULE	OF SCHEDULE	RPI	RPI	RPI	RPI
DIV. I ONLY	10- 11	189	6- 4	234	260	216	216	26	26	
DIV. I NON-CONF.	2- 5	253	0- 0	131	112	218	218	29	29	
TOTALS	RPI 1-25	RPI 26-50	W-L RECORDS	RPI 51-100	RPI 101-150	RPI 150+				
10- 11	0- 0	0- 1	OVERALL	0- 1	0- 5	10- 4				
7- 3	0- 0	0- 0	HOME	0- 0	0- 2	7- 1				
3- 8	0- 0	0- 1	AWAY	0- 1	0- 3	3- 3				
0- 0	0- 0	0- 0	NEUTRAL	0- 0	0- 0	0- 0				
2- 5	0- 0	0- 1	NON-CONFERENCE	0- 1	0- 2	2- 1				
2- 0	0- 0	0- 0	HOME	0- 0	0- 0	2- 0				
0- 5	0- 0	0- 1	AWAY	0- 1	0- 2	0- 1				
0- 0	0- 0	0- 0	NEUTRAL	0- 0	0- 0	0- 0				
8- 6	0- 0	0- 0	CONFERENCE	0- 0	0- 3	8- 3				
5- 3	0- 0	0- 0	HOME	0- 0	0- 2	5- 1				
3- 3	0- 0	0- 0	AWAY	0- 0	0- 1	3- 2				
0- 0	0- 0	0- 0	NEUTRAL	0- 0	0- 0	0- 0				

RPI 1-25			RPI 26-50			RPI 51-100			RPI 101+			Team's RPI: 216
RPI	S	Opponent	Score	RPI	S	Opponent	Score	RPI	S	Opponent	Score	
				39	A	North Carolina St.	52 67	96	A	Virginia Tech	40 47	
										102	A	Liberty 53 67
										102	H	Liberty 43 49
										116	A	Youngstown St. 53 54
										136	A	Xavier 56 63
										140	H	UNC Asheville 46 54
										159	H	Davidson 79 68
										176	H	George Mason 66 63
										218	A	Presbyterian 64 53
										225	A	Gardner-Webb 50 54
										225	H	Gardner-Webb 54 51
										241	A	High Point 66 71
										241	H	High Point 54 56
										282	H	Campbell 62 59
										295	A	Coastal Caro. 49 36
										295	H	Coastal Caro. 61 45
										300	H	Charleston So. 55 40
										303	A	Wofford 70 79
										311	A	Longwood 79 67
										313	H	Winthrop 66 44
LAST 12 Division I GAMES:												
				225	H	Gardner-Webb	54 51			300	H	Charleston So. 55 40
				102	A	Liberty	53 67			311	A	Longwood 79 67
				295	A	Coastal Caro.	49 36			282	H	Campbell 62 59
				140	H	UNC Asheville	46 54			313	H	Winthrop 66 44
				241	H	High Point	54 56			218	A	Presbyterian 64 53
				225	A	Gardner-Webb	50 54			102	H	Liberty 43 49

Non-Div I Games: Concord 92 36 Lees-McRae 84 39

Radford

Loss, Non-Conf, S Site, H Home A Away N Neutral

Rhode Island

Through Games Of Feb. 11, 2016

Average RPI Win:	255	WON-LOST	WINNING	LAST 10	STRENGTH OF	OPP. STRENGTH	TEAM	ADJ.	CONF.	ADJ CONF.
Average RPI Loss:	91	RECORD	PCT. RANK	GAMES	SCHEDULE	OF SCHEDULE	RPI	RPI	RPI	RPI
DIV. I ONLY	11- 12	181	5- 5	189	122	182	182	7	7	
DIV. I NON-CONF.	6- 6	160	0- 1	282	227	228	228	8	8	
TOTALS	RPI 1-25	RPI 26-50	W-L RECORDS	RPI 51-100	RPI 101-150	RPI 150+				
11- 12	0- 3	0- 3	OVERALL	0- 1	1- 1	10- 4				
5- 6	0- 2	0- 2	HOME	0- 1	1- 0	4- 1				
6- 5	0- 1	0- 1	AWAY	0- 0	0- 1	6- 2				
0- 1	0- 0	0- 0	NEUTRAL	0- 0	0- 0	0- 1				
6- 6	0- 1	0- 0	NON-CONFERENCE	0- 1	1- 1	5- 3				
3- 3	0- 1	0- 0	HOME	0- 1	1- 0	2- 1				
3- 2	0- 0	0- 0	AWAY	0- 0	0- 1	3- 1				
0- 1	0- 0	0- 0	NEUTRAL	0- 0	0- 0	0- 1				
5- 6	0- 2	0- 3	CONFERENCE	0- 0	0- 0	5- 1				
2- 3	0- 1	0- 2	HOME	0- 0	0- 0	2- 0				
3- 3	0- 1	0- 1	AWAY	0- 0	0- 0	3- 1				
0- 0	0- 0	0- 0	NEUTRAL	0- 0	0- 0	0- 0				

RPI	S	Opponent	Score	RPI	S	Opponent	Score	RPI	S	Opponent	Score	RPI	S	Opponent	Score	Team's RPI: 182
23	A	Duquesne	56 61	28	H	St. Bonaventure	56 69	52	H	Albany (NY)	58 67	135	A	Marshall	62 72	
23	H	Duquesne	70 79	37	A	George Washington	52 68					142	H	Harvard	56 52	
24	H	Syracuse	54 57	48	H	Dayton	53 67					153	A	Brown	63 67	
												159	H	Davidson	78 62	
												160	A	Fordham	42 50	
												165	N	Hampton	54 59	
												222	A	Richmond	57 50	
												231	H	Columbia	57 56	
												248	H	Providence	55 64	
												261	A	Massachusetts	80 79	
												269	A	Dartmouth	57 41	
												278	A	La Salle	72 61	
												278	H	La Salle	62 52	
												298	A	FIU	68 50	
												315	H	UMass Lowell	72 64	
												348	A	Boston U.	57 41	
LAST 12 Division I GAMES:																
23	A	Duquesne	56 61	278	A	La Salle	72 61									
48	H	Dayton	53 67	23	H	Duquesne	70 79									
278	H	La Salle	62 52	222	A	Richmond	57 50									
160	A	Fordham	42 50	37	A	George Washington	52 68									
261	A	Massachusetts	80 79	28	H	St. Bonaventure	56 69									
159	H	Davidson	78 62	165	N	Hampton	54 59									

Non-Div I Games:

Rhode Island

■ Loss,
■ Non-Conf,
■ S Site,
■ H Home
■ A Away
N Neutral

Average RPI Win: 222	WON-LOST	WINNING	LAST 10	STRENGTH OF	OPP. STRENGTH	TEAM	ADJ.	CONF.	ADJ CONF.
Average RPI Loss: 134	RECORD	PCT. RANK	GAMES	SCHEDULE	OF SCHEDULE	RPI	RPI	RPI	RPI
DIV. I ONLY	4- 18	314	3- 7	72	160	245	245	11	11
DIV. I NON-CONF.	1- 10	330	0- 1	98	214	272	272	10	10
TOTALS	RPI 1-25	RPI 26-50	W-L RECORDS	RPI 51-100	RPI 101-150	RPI 150+			
4- 18	0- 3	0- 1	OVERALL	0- 3	0- 3	4- 8			
2- 9	0- 1	0- 1	HOME	0- 2	0- 2	2- 3			
2- 9	0- 2	0- 0	AWAY	0- 1	0- 1	2- 5			
0- 0	0- 0	0- 0	NEUTRAL	0- 0	0- 0	0- 0			
1- 10	0- 3	0- 0	NON-CONFERENCE	0- 0	0- 1	1- 6			
0- 5	0- 1	0- 0	HOME	0- 0	0- 1	0- 3			
1- 5	0- 2	0- 0	AWAY	0- 0	0- 0	1- 3			
0- 0	0- 0	0- 0	NEUTRAL	0- 0	0- 0	0- 0			
3- 8	0- 0	0- 1	CONFERENCE	0- 3	0- 2	3- 2			
2- 4	0- 0	0- 1	HOME	0- 2	0- 1	2- 0			
1- 4	0- 0	0- 0	AWAY	0- 1	0- 1	1- 2			
0- 0	0- 0	0- 0	NEUTRAL	0- 0	0- 0	0- 0			

RPI 1-25				RPI 26-50				RPI 51-100				RPI 101+ Team's RPI: 245			
RPI	S	Opponent	Score	RPI	S	Opponent	Score	RPI	S	Opponent	Score	RPI	S	Opponent	Score
4	A	Baylor	38 89	31	H	UTEP	54 60	58	A	Western Ky.	49 52	135	A	Marshall	52 81
8	H	Texas	47 70					78	H	Middle Tenn.	60 61	142	H	Harvard	61 67
22	A	Kentucky	39 72					90	H	Charlotte	58 69	150	H	UAB	55 64
												152	A	Southern Miss.	62 68
												156	H	Loyola Chicago	50 57
												168	A	Louisiana Tech	61 63
												170	A	McNeese St.	53 61
												212	A	North Texas	79 73
												212	H	North Texas	100 97
												224	H	UTSA	49 48
												233	H	Texas Southern	66 69
												237	A	Stephen F. Austin	45 59
												240	A	Sam Houston St.	58 46
												256	H	Houston	59 62
												321	A	A&M-Corpus Christi	55 60
LAST 12 Division I GAMES:															
				90	H	Charlotte	58 69			135	A	Marshall	52 81		
				152	A	Southern Miss.	62 68			58	A	Western Ky.	49 52		
				168	A	Louisiana Tech	61 63			212	H	North Texas	100 97		
				212	A	North Texas	79 73			224	H	UTSA	49 48		
				78	H	Middle Tenn.	60 61			31	H	UTEP	54 60		
				150	H	UAB	55 64			156	H	Loyola Chicago	50 57		

Non-Div I Games:

Rice

■ Loss,
 ■ Non-Conf, S Site,
 ■ Home
 ■ Away
 N Neutral

Average RPI Win:	244	WON-LOST	WINNING	LAST 10	STRENGTH OF	OPP. STRENGTH	TEAM	ADJ.	CONF.	ADJ CONF.
Average RPI Loss:	104	RECORD	PCT. RANK	GAMES	SCHEDULE	OF SCHEDULE	RPI	RPI	RPI	RPI
DIV. I ONLY	9- 15	240	1- 9	169	101	222	222	7	7	
DIV. I NON-CONF.	7- 6	156	0- 1	287	145	212	212	8	8	
TOTALS	RPI 1-25	RPI 26-50	W-L RECORDS	RPI 51-100	RPI 101-150	RPI 150+				
9- 15	0- 1	0- 3	OVERALL	0- 6	1- 1	8- 4				
4- 7	0- 1	0- 2	HOME	0- 1	1- 0	3- 3				
3- 7	0- 0	0- 1	AWAY	0- 4	0- 1	3- 1				
2- 1	0- 0	0- 0	NEUTRAL	0- 1	0- 0	2- 0				
7- 6	0- 0	0- 0	NON-CONFERENCE	0- 3	1- 1	6- 2				
4- 2	0- 0	0- 0	HOME	0- 1	1- 0	3- 1				
1- 3	0- 0	0- 0	AWAY	0- 1	0- 1	1- 1				
2- 1	0- 0	0- 0	NEUTRAL	0- 1	0- 0	2- 0				
2- 9	0- 1	0- 3	CONFERENCE	0- 3	0- 0	2- 2				
0- 5	0- 1	0- 2	HOME	0- 0	0- 0	0- 2				
2- 4	0- 0	0- 1	AWAY	0- 3	0- 0	2- 0				
0- 0	0- 0	0- 0	NEUTRAL	0- 0	0- 0	0- 0				

RPI	S	Opponent	Score	RPI	S	Opponent	Score	RPI	S	Opponent	Score	RPI	S	Opponent	Score	Team's RPI: 222
23	H	Duquesne	44 65	28	A	St. Bonaventure	43 66	51	H	James Madison	47 73	123	A	Wake Forest	33 43	
				37	H	George Washington	47 62	77	A	Saint Louis	48 73	144	H	Old Dominion	62 57	
				48	H	Dayton	48 60	85	N	Marquette	80 98	159	H	Davidson	59 67	
								93	A	Saint Joseph's	53 64	182	H	Rhode Island	50 57	
								97	A	VCU	42 53	197	H	William & Mary	56 50	
								100	A	Virginia	51 71	207	H	Eastern Ky.	81 62	
												214	H	Furman	62 69	
												238	H	UNCW	63 53	
												244	A	Appalachian St.	59 73	
												248	A	Providence	57 50	
												261	A	Massachusetts	74 68	
												278	A	La Salle	60 43	
												293	N	Wichita St.	63 50	
												330	N	Lafayette	54 46	
LAST 12 Division I GAMES:																
159	H	Davidson	59 67	261	A	Massachusetts	74 68									
37	H	George Washington	47 62	93	A	Saint Joseph's	53 64									
77	A	Saint Louis	48 73	182	H	Rhode Island	50 57									
28	A	St. Bonaventure	43 66	48	H	Dayton	48 60									
23	H	Duquesne	44 65	278	A	La Salle	60 43									
97	A	VCU	42 53	100	A	Virginia	51 71									

Non-Div I Games:

Richmond

■ Loss,
 ■ Non-Conf,
 ■ S Site,
 ■ H Home
 ■ A Away
 N Neutral

Average RPI Win: 278	WON-LOST	WINNING	LAST 10	STRENGTH OF	OPP. STRENGTH	TEAM	ADJ.	CONF.	ADJ CONF.
Average RPI Loss: 168	RECORD	PCT. RANK	GAMES	SCHEDULE	OF SCHEDULE	RPI	RPI	RPI	RPI
DIV. I ONLY	5- 18	303	2- 8	168	287	291	291	23	23
DIV. I NON-CONF.	3- 6	234	0- 0	90	308	201	201	24	24
TOTALS	RPI 1-25	RPI 26-50	W-L RECORDS	RPI 51-100	RPI 101-150	RPI 150+			
5- 18	0- 0	0- 1	OVERALL	0- 2	0- 4	5- 11			
3- 8	0- 0	0- 1	HOME	0- 0	0- 1	3- 6			
2- 8	0- 0	0- 0	AWAY	0- 1	0- 3	2- 4			
0- 2	0- 0	0- 0	NEUTRAL	0- 1	0- 0	0- 1			
3- 6	0- 0	0- 1	NON-CONFERENCE	0- 2	0- 1	3- 2			
2- 1	0- 0	0- 1	HOME	0- 0	0- 0	2- 0			
1- 3	0- 0	0- 0	AWAY	0- 1	0- 1	1- 1			
0- 2	0- 0	0- 0	NEUTRAL	0- 1	0- 0	0- 1			
2- 12	0- 0	0- 0	CONFERENCE	0- 0	0- 3	2- 9			
1- 7	0- 0	0- 0	HOME	0- 0	0- 1	1- 6			
1- 5	0- 0	0- 0	AWAY	0- 0	0- 2	1- 3			
0- 0	0- 0	0- 0	NEUTRAL	0- 0	0- 0	0- 0			

RPI	S	Opponent	Score	RPI	S	Opponent	Score	RPI	S	Opponent	Score	RPI	S	Opponent	Score	Team's RPI: 291
45	H	Princeton	59	78	69	N	Central Mich.	58	76	112	A	Iona	46	59		
					72	A	Army West Point	42	57	112	H	Iona	48	67		
										117	A	Quinnipiac	51	64		
										146	A	Pittsburgh	44	75		
										169	A	UMBC	53	58		
										169	N	UMBC	58	67		
										183	A	Marist	54	66		
										183	H	Marist	56	74		
										204	H	Lehigh	61	60		
										210	A	Fairfield	56	63		
										210	H	Fairfield	39	55		
										217	H	Canisius	64	73		
										221	A	Siena	45	66		
										221	H	Siena	70	58		
										232	H	Manhattan	70	74		
										273	H	Monmouth	75	87		
										289	H	Towson	78	72		
										290	H	Niagara	57	67		
										333	A	Saint Peter's	68	67		
										344	A	St. Francis Brooklyn	71	59		
LAST 12 Division I GAMES:																
333	A	Saint Peter's	68	67	221	H	Siena	70	58							
112	H	Iona	48	67	210	H	Fairfield	39	55							
183	H	Marist	56	74	290	H	Niagara	57	67							
210	A	Fairfield	56	63	221	A	Siena	45	66							
232	H	Manhattan	70	74	117	A	Quinnipiac	51	64							
273	H	Monmouth	75	87	183	A	Marist	54	66							

Non-Div I Games:

Rider

■ Loss,
 ■ Non-Conf,
 ■ S Site,
 ■ H Home
 ■ A Away
 N Neutral

Average RPI Win:	282	WON-LOST	WINNING	LAST 10	STRENGTH OF	OPP. STRENGTH	TEAM	ADJ.	CONF.	ADJ CONF.
Average RPI Loss:	167	RECORD	PCT. RANK	GAMES	SCHEDULE	OF SCHEDULE	RPI	RPI	RPI	RPI
DIV. I ONLY	13- 9	120	6- 4	297	324	189	189	31	31	
DIV. I NON-CONF.	5- 5	160	0- 0	186	131	140	140	32	32	
TOTALS	RPI 1-25	RPI 26-50	W-L RECORDS	RPI 51-100	RPI 101-150	RPI 150+				
13- 9	0- 1	0- 0	OVERALL	0- 2	0- 2	13- 4				
7- 2	0- 0	0- 0	HOME	0- 0	0- 1	7- 1				
6- 7	0- 0	0- 0	AWAY	0- 0	0- 0	6- 0				
0- 0	0- 0	0- 0	NEUTRAL	0- 0	0- 0	0- 0				
5- 5	0- 1	0- 0	NON-CONFERENCE	0- 2	0- 2	5- 0				
2- 1	0- 0	0- 0	HOME	0- 0	0- 1	2- 0				
3- 4	0- 1	0- 0	AWAY	0- 2	0- 1	3- 0				
0- 0	0- 0	0- 0	NEUTRAL	0- 0	0- 0	0- 0				
8- 4	0- 0	0- 0	CONFERENCE	0- 0	0- 0	8- 4				
5- 1	0- 0	0- 0	HOME	0- 0	0- 0	5- 1				
3- 3	0- 0	0- 0	AWAY	0- 0	0- 0	3- 3				
0- 0	0- 0	0- 0	NEUTRAL	0- 0	0- 0	0- 0				

RPI 1-25				RPI 26-50				RPI 51-100				RPI 101+ Team's RPI: 189			
RPI	S	Opponent	Score	RPI	S	Opponent	Score	RPI	S	Opponent	Score	RPI	S	Opponent	Score
19	A	Florida	52 79					53	A	Iowa	50 69	116	A	Youngstown St.	46 55
								90	A	Charlotte	73 94	145	H	Northern Ky.	70 72
												195	H	Delaware	53 50
												213	A	Bryant	65 71
												213	H	Bryant	55 53
												215	H	Morgan St.	76 44
												259	H	Sacred Heart	78 63
												270	A	Ga. Southern	64 49
												273	A	Monmouth	60 47
												277	A	Central Conn. St.	39 48
												277	H	Central Conn. St.	72 55
												278	A	La Salle	76 45
												279	A	Saint Francis (PA)	54 62
												310	H	Fairleigh Dickinson	68 83
												325	A	LIU Brooklyn	52 49
												338	A	Mt. St. Mary's	74 67
												338	H	Mt. St. Mary's	61 56
												342	H	Wagner	64 44
												344	A	St. Francis Brooklyn	62 53
LAST 12 Division I GAMES:															
277	H	Central Conn. St.	72 55	338	H	Mt. St. Mary's	61 56								
213	H	Bryant	55 53	310	H	Fairleigh Dickinson	68 83								
338	A	Mt. St. Mary's	74 67	325	A	LIU Brooklyn	52 49								
279	A	Saint Francis (PA)	54 62	344	A	St. Francis Brooklyn	62 53								
277	A	Central Conn. St.	39 48	342	H	Wagner	64 44								
213	A	Bryant	65 71	259	H	Sacred Heart	78 63								

Non-Div I Games: West Va. Wesleyan 124 59

Robert Morris

■ Loss,
 ■ Non-Conf,
 ■ S Site,
 ■ Home
 ■ A Away
 N Neutral

Average RPI Win:	113	WON-LOST	WINNING	LAST 10	STRENGTH OF	OPP. STRENGTH	TEAM	ADJ.	CONF.	ADJ CONF.
Average RPI Loss:	36	RECORD	PCT. RANK	GAMES	SCHEDULE	OF SCHEDULE	RPI	RPI	RPI	RPI
DIV. I ONLY	15- 10	115	4- 6	16	11	40	40	4	4	
DIV. I NON-CONF.	9- 3	69	0- 0	21	9	17	17	4	4	
TOTALS	RPI 1-25	RPI 26-50	W-L RECORDS	RPI 51-100	RPI 101-150	RPI 150+				
15- 10	1- 3	0- 4	OVERALL	7- 3	5- 0	2- 0				
10- 2	0- 1	0- 1	HOME	4- 0	4- 0	2- 0				
2- 8	0- 2	0- 3	AWAY	1- 3	1- 0	0- 0				
3- 0	1- 0	0- 0	NEUTRAL	2- 0	0- 0	0- 0				
9- 3	1- 1	0- 2	NON-CONFERENCE	4- 0	3- 0	1- 0				
5- 1	0- 0	0- 1	HOME	1- 0	3- 0	1- 0				
1- 2	0- 1	0- 1	AWAY	1- 0	0- 0	0- 0				
3- 0	1- 0	0- 0	NEUTRAL	2- 0	0- 0	0- 0				
6- 7	0- 2	0- 2	CONFERENCE	3- 3	2- 0	1- 0				
5- 1	0- 1	0- 0	HOME	3- 0	1- 0	1- 0				
1- 6	0- 1	0- 2	AWAY	0- 3	1- 0	0- 0				
0- 0	0- 0	0- 0	NEUTRAL	0- 0	0- 0	0- 0				

RPI	S	Opponent	Score	RPI	S	Opponent	Score	RPI	S	Opponent	Score	RPI	S	Opponent	Score
5	A	Ohio St.	78 90	26	A	Seton Hall	49 77	53	A	Iowa	65 69	112	H	Iona	58 33
5	H	Ohio St.	58 67	27	A	Michigan St.	48 59	60	H	Temple	61 51	121	H	LSU	69 57
13	A	Florida St.	43 65	30	H	St. John's (NY)	62 69	75	A	Nebraska	54 65	130	H	Arkansas	60 40
17	N	Green Bay	54 43	42	A	Indiana	48 64	75	H	Nebraska	66 56	131	A	Penn St.	74 62
								81	A	Minnesota	72 85	149	H	Wisconsin	61 41
								81	H	Minnesota	66 55	161	H	Illinois	67 54
								83	N	Tulane	75 51	297	H	Savannah St.	65 26
								89	H	Northwestern	61 59				
								93	A	Saint Joseph's	78 65				
								100	N	Virginia	60 48				
LAST 12 Division I GAMES:															
89	H	Northwestern	61 59	27	A	Michigan St.	48 59								
131	A	Penn St.	74 62	75	A	Nebraska	54 65								
81	A	Minnesota	72 85	161	H	Illinois	67 54								
75	H	Nebraska	66 56	5	A	Ohio St.	78 90								
42	A	Indiana	48 64	149	H	Wisconsin	61 41								
5	H	Ohio St.	58 67	53	A	Iowa	65 69								

Non-Div I Games:

Rutgers

■ Loss,
■ Non-Conf,
■ S Site,
■ H Home
■ A Away
N Neutral

S
I
U
E

SIUE				Through Games Of Feb. 11, 2016						
Average RPI Win:	247	WON-LOST	WINNING	LAST 10	STRENGTH OF	OPP. STRENGTH	TEAM	ADJ.	CONF.	ADJ CONF.
Average RPI Loss:	153	RECORD	PCT. RANK	GAMES	SCHEDULE	OF SCHEDULE	RPI	RPI	RPI	RPI
DIV. I ONLY	14- 11	137	7- 3	217	267	172	172	24	24	
DIV. I NON-CONF.	5- 8	209	0- 0	123	261	178	178	23	23	

TOTALS	RPI 1-25	RPI 26-50		W-L RECORDS		RPI 51-100	RPI 101-150	RPI 150+		
14- 11	0- 1	0- 1		OVERALL		1- 2	1- 2	12- 5		
8- 3	0- 0	0- 0		HOME		1- 1	1- 1	6- 1		
6- 7	0- 1	0- 1		AWAY		0- 1	0- 1	6- 3		
0- 1	0- 0	0- 0		NEUTRAL		0- 0	0- 0	0- 1		
5- 8	0- 1	0- 1		NON-CONFERENCE		1- 1	0- 2	4- 3		
3- 1	0- 0	0- 0		HOME		1- 0	0- 1	2- 0		
2- 6	0- 1	0- 1		AWAY		0- 1	0- 1	2- 2		
0- 1	0- 0	0- 0		NEUTRAL		0- 0	0- 0	0- 1		
9- 3	0- 0	0- 0		CONFERENCE		0- 1	1- 0	8- 2		
5- 2	0- 0	0- 0		HOME		0- 1	1- 0	4- 1		
4- 1	0- 0	0- 0		AWAY		0- 0	0- 0	4- 1		
0- 0	0- 0	0- 0		NEUTRAL		0- 0	0- 0	0- 0		

S
I
U
E

RPI 1-25				RPI 26-50				RPI 51-100				RPI 101+ Team's RPI: 172			
RPI S	Opponent	Score		RPI S	Opponent	Score		RPI S	Opponent	Score		RPI S	Opponent	Score	
16 A	Oklahoma St.	61	86	33 A	Missouri	46	75	69 A	Central Mich.	65	78	107 H	Belmont	73	60
								77 H	Saint Louis	71	64	113 H	IUPUI	67	85
								86 H	UT Martin	79	85	139 A	Southern Ill.	57	71
												196 H	Southeast Mo. St.	80	73
												207 H	Eastern Ky.	89	74
												223 A	Valparaiso	56	69
												226 A	Western Ill.	74	78
												237 N	Stephen F. Austin	74	82
												246 H	Northern Ill.	93	67
												264 H	Omaha	90	86
												266 A	Tennessee St.	61	73
												272 A	Tennessee Tech	83	68
												275 A	Jacksonville St.	62	57
												276 A	Murray St.	64	61
												276 H	Murray St.	76	79
												281 A	Austin Peay	72	61
												294 H	Morehead St.	90	81
												308 A	UMKC	63	58
												312 A	Illinois St.	65	57
												336 H	Eastern Ill.	87	75
LAST 12 Division I GAMES:															
276 H	Murray St.	76	79	207 H	Eastern Ky.	89	74								
86 H	UT Martin	79	85	294 H	Morehead St.	90	81								
336 H	Eastern Ill.	87	75	266 A	Tennessee St.	61	73								
281 A	Austin Peay	72	61	107 H	Belmont	73	60								
276 A	Murray St.	64	61	272 A	Tennessee Tech	83	68								
196 H	Southeast Mo. St.	80	73	275 A	Jacksonville St.	62	57								

Non-Div I Games:

SIUE

Average RPI Win:	188	WON-LOST	WINNING	LAST 10	STRENGTH OF	OPP. STRENGTH	TEAM	ADJ.	CONF.	ADJ CONF.
Average RPI Loss:	79	RECORD	PCT. RANK	GAMES	SCHEDULE	OF SCHEDULE	RPI	RPI	RPI	RPI
DIV. I ONLY	11- 12	181	5- 5	99	43	158	158	8	8	
DIV. I NON-CONF.	5- 6	180	0- 0	160	17	194	194	7	7	
TOTALS	RPI 1-25	RPI 26-50	W-L RECORDS	RPI 51-100	RPI 101-150	RPI 150+				
11- 12	0- 4	0- 2	OVERALL	1- 3	3- 0	7- 3				
7- 6	0- 2	0- 1	HOME	1- 2	2- 0	4- 1				
2- 5	0- 1	0- 1	AWAY	0- 1	0- 0	2- 2				
2- 1	0- 1	0- 0	NEUTRAL	0- 0	1- 0	1- 0				
5- 6	0- 3	0- 0	NON-CONFERENCE	0- 1	2- 0	3- 2				
3- 3	0- 1	0- 0	HOME	0- 1	1- 0	2- 1				
0- 2	0- 1	0- 0	AWAY	0- 0	0- 0	0- 1				
2- 1	0- 1	0- 0	NEUTRAL	0- 0	1- 0	1- 0				
6- 6	0- 1	0- 2	CONFERENCE	1- 2	1- 0	4- 1				
4- 3	0- 1	0- 1	HOME	1- 1	1- 0	2- 0				
2- 3	0- 0	0- 1	AWAY	0- 1	0- 0	2- 1				
0- 0	0- 0	0- 0	NEUTRAL	0- 0	0- 0	0- 0				

RPI 1-25				RPI 26-50				RPI 51-100				RPI 101+ Team's RPI: 158			
RPI	S	Opponent	Score	RPI	S	Opponent	Score	RPI	S	Opponent	Score	RPI	S	Opponent	Score
2	H	UConn	37 90	41	A	South Fla.	56 83	60	A	Temple	35 55	106	N	Arizona	58 46
9	H	Arizona St.	57 64	41	H	South Fla.	48 66	60	H	Temple	69 67	115	H	Memphis	58 49
15	A	Texas A&M	55 67					83	H	Tulane	42 54	134	H	Northwestern St.	74 36
21	N	Mississippi St.	70 72					94	H	TCU	79 89	171	H	East Carolina	74 67
												181	H	New Mexico	58 63
												184	A	Tulsa	54 56
												190	H	Kansas	73 64
												208	A	Cincinnati	73 55
												212	A	North Texas	57 60
												225	N	Gardner-Webb	69 61
												256	A	Houston	50 48
												262	H	UCF	65 50
												337	H	Cal St. Fullerton	74 53
LAST 12 Division I GAMES:															
171	H	East Carolina	74 67	83	H	Tulane	42 54								
262	H	UCF	65 50	115	H	Memphis	58 49								
60	A	Temple	35 55	256	A	Houston	50 48								
41	H	South Fla.	48 66	41	A	South Fla.	56 83								
208	A	Cincinnati	73 55	60	H	Temple	69 67								
2	H	UConn	37 90	184	A	Tulsa	54 56								

Non-Div I Games:

SMU

■ Loss,
 ■ Non-Conf,
 ■ S Site,
 ■ H Home
 ■ A Away
 N Neutral

Sacramento St.

Through Games Of Feb. 11, 2016

Average RPI Win:	248	WON-LOST	WINNING	LAST 10	STRENGTH OF	OPP. STRENGTH	TEAM	ADJ.	CONF.	ADJ CONF.
Average RPI Loss:	138	RECORD	PCT. RANK	GAMES	SCHEDULE	OF SCHEDULE	RPI	RPI	RPI	RPI
DIV. I ONLY	8- 14	246	4- 6	87	292	199	199	19	19	
DIV. I NON-CONF.	3- 8	258	0- 1	106	151	208	208	21	21	
TOTALS	RPI 1-25	RPI 26-50	W-L RECORDS	RPI 51-100	RPI 101-150	RPI 150+				
8- 14	0- 1	0- 0	OVERALL	0- 3	0- 3	8- 7				
4- 6	0- 1	0- 0	HOME	0- 0	0- 3	4- 2				
4- 7	0- 0	0- 0	AWAY	0- 2	0- 0	4- 5				
0- 1	0- 0	0- 0	NEUTRAL	0- 1	0- 0	0- 0				
3- 8	0- 1	0- 0	NON-CONFERENCE	0- 3	0- 2	3- 2				
1- 3	0- 1	0- 0	HOME	0- 0	0- 2	1- 0				
2- 4	0- 0	0- 0	AWAY	0- 2	0- 0	2- 2				
0- 1	0- 0	0- 0	NEUTRAL	0- 1	0- 0	0- 0				
5- 6	0- 0	0- 0	CONFERENCE	0- 0	0- 1	5- 5				
3- 3	0- 0	0- 0	HOME	0- 0	0- 1	3- 2				
2- 3	0- 0	0- 0	AWAY	0- 0	0- 0	2- 3				
0- 0	0- 0	0- 0	NEUTRAL	0- 0	0- 0	0- 0				

RPI 1-25				RPI 26-50				RPI 51-100				RPI 101+ Team's RPI: 199			
RPI	S	Opponent	Score	RPI	S	Opponent	Score	RPI	S	Opponent	Score	RPI	S	Opponent	Score
10	H	UCLA	76 109					62	N	Villanova	54 78	114	H	San Francisco	94 95
								73	A	California	99 117	129	H	Hawaii	72 74
								98	A	New Mexico St.	77 80	147	H	Idaho	88 98
												162	A	Montana St.	99 116
												162	H	Montana St.	79 80
												181	A	New Mexico	71 84
												185	A	UC Davis	92 77
												188	H	Eastern Wash.	83 100
												191	A	Weber St.	66 77
												191	H	Weber St.	87 64
												194	A	Cal Poly	72 97
												200	A	Idaho St.	68 59
												211	A	Utah St.	95 86
												219	A	Montana	83 90
												219	H	Montana	83 75
												324	A	Portland St.	126 78
												324	H	Portland St.	132 91
												326	H	UC Irvine	126 78
LAST 12 Division I GAMES:															
191	H	Weber St.	87 64	191	A	Weber St.	66 77								
162	A	Montana St.	99 116	200	A	Idaho St.	68 59								
219	A	Montana	83 90	219	H	Montana	83 75								
188	H	Eastern Wash.	83 100	162	H	Montana St.	79 80								
147	H	Idaho	88 98	324	H	Portland St.	132 91								
324	A	Portland St.	126 78	194	A	Cal Poly	72 97								

Non-Div I Games:

Sacramento St.

■ Loss,
 ■ Non-Conf,
 ■ S Site,
 ■ H Home
 ■ A Away
 N Neutral

Sacred Heart

Through Games Of Feb. 11, 2016

Average RPI Win:	312	WON-LOST	WINNING	LAST 10	STRENGTH OF	OPP. STRENGTH	TEAM	ADJ.	CONF.	ADJ CONF.
Average RPI Loss:	168	RECORD	PCT. RANK	GAMES	SCHEDULE	OF SCHEDULE	RPI	RPI	RPI	RPI
DIV. I ONLY	12- 11	161	9- 1	329	332	259	259	31	31	
DIV. I NON-CONF.	2- 9	296	0- 0	257	175	315	315	32	32	
TOTALS	RPI 1-25	RPI 26-50	W-L RECORDS	RPI 51-100	RPI 101-150	RPI 150+				
12- 11	0- 0	0- 1	OVERALL	0- 1	0- 3	12- 6				
6- 4	0- 0	0- 0	HOME	0- 0	0- 1	6- 3				
5- 6	0- 0	0- 1	AWAY	0- 1	0- 1	5- 3				
1- 1	0- 0	0- 0	NEUTRAL	0- 0	0- 1	1- 0				
2- 9	0- 0	0- 1	NON-CONFERENCE	0- 1	0- 3	2- 4				
1- 3	0- 0	0- 0	HOME	0- 0	0- 1	1- 2				
0- 5	0- 0	0- 1	AWAY	0- 1	0- 1	0- 2				
1- 1	0- 0	0- 0	NEUTRAL	0- 0	0- 1	1- 0				
10- 2	0- 0	0- 0	CONFERENCE	0- 0	0- 0	10- 2				
5- 1	0- 0	0- 0	HOME	0- 0	0- 0	5- 1				
5- 1	0- 0	0- 0	AWAY	0- 0	0- 0	5- 1				
0- 0	0- 0	0- 0	NEUTRAL	0- 0	0- 0	0- 0				

RPI 1-25			RPI 26-50			RPI 51-100			RPI 101+ Team's RPI: 259		
RPI	S	Opponent	Score	RPI	S	Opponent	Score	RPI	S	Opponent	Score
				30	A	St. John's (NY)	54 67	60	A	Temple	62 92
								131	A	Penn St.	46 83
								132	N	La.-Lafayette	58 60
								137	H	Buffalo	53 66
								189	A	Robert Morris	63 78
								206	H	Hartford	67 68
								210	A	Fairfield	50 61
								213	H	Bryant	59 61
								228	H	Binghamton	69 60
								258	H	New Hampshire	69 81
								277	A	Central Conn. St.	61 57
								279	A	Saint Francis (PA)	81 77
								286	A	Vermont	51 53
								295	N	Coastal Caro.	71 62
								310	H	Fairleigh Dickinson	72 61
								325	A	LIU Brooklyn	62 53
								325	H	LIU Brooklyn	71 47
								338	H	Mt. St. Mary's	61 58
								342	A	Wagner	77 73
								342	H	Wagner	73 62
								344	A	St. Francis Brooklyn	68 51
								344	H	St. Francis Brooklyn	63 55
LAST 12 Division I GAMES:											
325	H	LIU Brooklyn	71 47	277	A	Central Conn. St.	61 57				
344	H	St. Francis Brooklyn	63 55	344	A	St. Francis Brooklyn	68 51				
325	A	LIU Brooklyn	62 53	342	H	Wagner	73 62				
213	H	Bryant	59 61	310	H	Fairleigh Dickinson	72 61				
338	H	Mt. St. Mary's	61 58	279	A	Saint Francis (PA)	81 77				
342	A	Wagner	77 73	189	A	Robert Morris	63 78				

Non-Div I Games:

Sacred Heart

■ Loss,
 ■ Non-Conf,
 ■ S Site,
 ■ Home
 ■ A Away
 N Neutral

Saint Francis (PA)

Through Games Of Feb. 11, 2016

Average RPI Win:	295	WON-LOST	WINNING	LAST 10	STRENGTH OF	OPP. STRENGTH	TEAM	ADJ.	CONF.	ADJ CONF.
Average RPI Loss:	193	RECORD	PCT. RANK	GAMES	SCHEDULE	OF SCHEDULE	RPI	RPI	RPI	RPI
DIV. I ONLY	8- 14	246	6- 4	270	334	279	279	31	31	
DIV. I NON-CONF.	1- 9	325	0- 0	139	197	301	301	32	32	
TOTALS	RPI 1-25	RPI 26-50	W-L RECORDS	RPI 51-100	RPI 101-150	RPI 150+				
8- 14	0- 1	0- 1	OVERALL	0- 0	0- 2	8- 10				
6- 3	0- 0	0- 0	HOME	0- 0	0- 1	6- 2				
2- 10	0- 1	0- 1	AWAY	0- 0	0- 1	2- 7				
0- 1	0- 0	0- 0	NEUTRAL	0- 0	0- 0	0- 1				
1- 9	0- 1	0- 1	NON-CONFERENCE	0- 0	0- 2	1- 5				
1- 1	0- 0	0- 0	HOME	0- 0	0- 1	1- 0				
0- 7	0- 1	0- 1	AWAY	0- 0	0- 1	0- 4				
0- 1	0- 0	0- 0	NEUTRAL	0- 0	0- 0	0- 1				
7- 5	0- 0	0- 0	CONFERENCE	0- 0	0- 0	7- 5				
5- 2	0- 0	0- 0	HOME	0- 0	0- 0	5- 2				
2- 3	0- 0	0- 0	AWAY	0- 0	0- 0	2- 3				
0- 0	0- 0	0- 0	NEUTRAL	0- 0	0- 0	0- 0				

RPI 1-25				RPI 26-50				RPI 51-100				RPI 101+ Team's RPI: 279			
RPI	S	Opponent	Score	RPI	S	Opponent	Score	RPI	S	Opponent	Score	RPI	S	Opponent	Score
19	A	Florida	65 122	32	A	Ohio	65 91					135	A	Marshall	73 81
												146	H	Pittsburgh	59 74
												166	A	Cornell	69 75
												189	H	Robert Morris	62 54
												207	N	Eastern Ky.	82 88
												208	A	Cincinnati	86 93
												213	A	Bryant	72 84
												213	H	Bryant	85 72
												217	A	Canisius	52 77
												231	A	Columbia	78 82
												259	H	Sacred Heart	77 81
												277	A	Central Conn. St.	51 66
												277	H	Central Conn. St.	59 79
												295	H	Coastal Caro.	106 74
												310	A	Fairleigh Dickinson	72 73
												310	H	Fairleigh Dickinson	87 67
												325	A	LIU Brooklyn	84 75
												338	H	Mt. St. Mary's	87 57
												342	H	Wagner	93 78
												344	A	St. Francis Brooklyn	83 76
LAST 12 Division I GAMES:															
213	H	Bryant	85 72	310	H	Fairleigh Dickinson	87 67								
277	H	Central Conn. St.	59 79	338	H	Mt. St. Mary's	87 57								
310	A	Fairleigh Dickinson	72 73	344	A	St. Francis Brooklyn	83 76								
189	H	Robert Morris	62 54	325	A	LIU Brooklyn	84 75								
213	A	Bryant	72 84	259	H	Sacred Heart	77 81								
277	A	Central Conn. St.	51 66	342	H	Wagner	93 78								

Non-Div I Games: Pitt.-Johnstown 82 78

Saint Francis (PA)

■ Loss,
 ■ Non-Conf,
 ■ S Site,
 ■ Home
 ■ A Away
 N Neutral

Saint Joseph's

Through Games Of Feb. 11, 2016

Average RPI Win:	150	WON-LOST	WINNING	LAST 10	STRENGTH OF	OPP. STRENGTH	TEAM	ADJ.	CONF.	ADJ CONF.
Average RPI Loss:	70	RECORD	PCT. RANK	GAMES	SCHEDULE	OF SCHEDULE	RPI	RPI	RPI	RPI
DIV. I ONLY	11- 12	181	5- 5	14	79	93	93	7	7	
DIV. I NON-CONF.	6- 6	160	1- 0	3	47	50	50	8	8	
TOTALS	RPI 1-25	RPI 26-50	W-L RECORDS	RPI 51-100	RPI 101-150	RPI 150+				
11- 12	0- 1	1- 5	OVERALL	4- 3	0- 1	6- 2				
7- 7	0- 1	1- 4	HOME	2- 1	0- 1	4- 0				
4- 5	0- 0	0- 1	AWAY	2- 2	0- 0	2- 2				
0- 0	0- 0	0- 0	NEUTRAL	0- 0	0- 0	0- 0				
6- 6	0- 1	1- 2	NON-CONFERENCE	3- 2	0- 1	2- 0				
4- 4	0- 1	1- 2	HOME	2- 0	0- 1	1- 0				
2- 2	0- 0	0- 0	AWAY	1- 2	0- 0	1- 0				
0- 0	0- 0	0- 0	NEUTRAL	0- 0	0- 0	0- 0				
5- 6	0- 0	0- 3	CONFERENCE	1- 1	0- 0	4- 2				
3- 3	0- 0	0- 2	HOME	0- 1	0- 0	3- 0				
2- 3	0- 0	0- 1	AWAY	1- 0	0- 0	1- 2				
0- 0	0- 0	0- 0	NEUTRAL	0- 0	0- 0	0- 0				

RPI 1-25				RPI 26-50				RPI 51-100 Team's RPI: 93				RPI 101+			
RPI	S	Opponent	Score	RPI	S	Opponent	Score	RPI	S	Opponent	Score	RPI	S	Opponent	Score
1	H	Notre Dame	55 91	26	H	Seton Hall	54 66	60	A	Temple	70 67	112	H	Iona	75 81
				28	A	St. Bonaventure	51 65	62	A	Villanova	49 55	160	A	Fordham	40 47
				37	H	George Washington	45 70	69	H	Central Mich.	76 66	160	H	Fordham	61 51
				40	H	Rutgers	65 78	76	A	Hofstra	62 75	169	H	UMBC	104 45
				43	H	Penn	50 46	77	H	Saint Louis	66 77	176	A	George Mason	41 55
				48	H	Dayton	61 71	84	H	Drexel	53 46	204	A	Lehigh	63 62
								97	A	VCU	66 63	222	H	Richmond	64 53
												261	A	Massachusetts	62 58
												278	H	La Salle	64 55
LAST 12 Division I GAMES:															
160	H	Fordham	61 51	160	A	Fordham	40 47								
176	A	George Mason	41 55	222	H	Richmond	64 53								
278	H	La Salle	64 55	97	A	VCU	66 63								
28	A	St. Bonaventure	51 65	261	A	Massachusetts	62 58								
48	H	Dayton	61 71	37	H	George Washington	45 70								
77	H	Saint Louis	66 77	69	H	Central Mich.	76 66								

Non-Div I Games:

Saint Joseph's

■ Loss,
 ■ Non-Conf,
 ■ S Site,
 ■ H Home
 ■ A Away
 N Neutral

Saint Louis

Through Games Of Feb. 11, 2016

Average RPI Win:	206	WON-LOST	WINNING	LAST 10	STRENGTH OF	OPP. STRENGTH	TEAM	ADJ.	CONF.	ADJ CONF.
Average RPI Loss:	93	RECORD	PCT. RANK	GAMES	SCHEDULE	OF SCHEDULE	RPI	RPI	RPI	RPI
DIV. I ONLY	17- 6	49	8- 2	197	137	77	77	7	7	
DIV. I NON-CONF.	9- 3	69	1- 0	261	284	102	102	8	8	
TOTALS	RPI 1-25	RPI 26-50	W-L RECORDS	RPI 51-100	RPI 101-150	RPI 150+				
17- 6	0- 0	1- 2	OVERALL	2- 2	2- 0	12- 2				
8- 1	0- 0	1- 0	HOME	0- 0	0- 0	7- 1				
8- 5	0- 0	0- 2	AWAY	2- 2	2- 0	4- 1				
1- 0	0- 0	0- 0	NEUTRAL	0- 0	0- 0	1- 0				
9- 3	0- 0	0- 0	NON-CONFERENCE	0- 2	2- 0	7- 1				
4- 0	0- 0	0- 0	HOME	0- 0	0- 0	4- 0				
4- 3	0- 0	0- 0	AWAY	0- 2	2- 0	2- 1				
1- 0	0- 0	0- 0	NEUTRAL	0- 0	0- 0	1- 0				
8- 3	0- 0	1- 2	CONFERENCE	2- 0	0- 0	5- 1				
4- 1	0- 0	1- 0	HOME	0- 0	0- 0	3- 1				
4- 2	0- 0	0- 2	AWAY	2- 0	0- 0	2- 0				
0- 0	0- 0	0- 0	NEUTRAL	0- 0	0- 0	0- 0				

RPI 1-25				RPI 26-50				RPI 51-100				Team's RPI: 77		RPI 101+			
RPI	S	Opponent	Score	RPI	S	Opponent	Score	RPI	S	Opponent	Score			RPI	S	Opponent	Score
				28	A	St. Bonaventure	59 80	64	A	Ball St.	70 79			115	A	Memphis	63 57
				37	A	George Washington	80 89	83	A	Tulane	58 66			126	A	Mercer	68 60
				48	H	Dayton	70 56	93	A	Saint Joseph's	77 66			159	A	Davidson	79 50
								97	A	VCU	77 72			172	A	SIUE	64 71
														176	A	George Mason	61 50
														176	H	George Mason	63 73
														184	H	Tulsa	82 73
														196	H	Southeast Mo. St.	67 52
														222	H	Richmond	73 48
														242	A	Indiana St.	62 52
														261	H	Massachusetts	69 49
														278	H	La Salle	79 70
														304	N	Cleveland St.	76 65
														316	H	Bradley	75 58
														336	H	Eastern Ill.	78 47
														345	A	Alabama A&M	91 60
LAST 12 Division I GAMES:																	
				28	A	St. Bonaventure	59 80	48	H	Dayton	70 56						
				222	H	Richmond	73 48	261	H	Massachusetts	69 49						
				37	A	George Washington	80 89	159	A	Davidson	79 50						
				176	A	George Mason	61 50	97	A	VCU	77 72						
				278	H	La Salle	79 70	176	H	George Mason	63 73						
				93	A	Saint Joseph's	77 66	316	H	Bradley	75 58						

Non-Div I Games: Mo.-St. Louis 67 31

Saint Louis

■ Loss,
 ■ Non-Conf,
 ■ S Site,
 ■ Home
 ■ A Away
 N Neutral

Saint Peter's

Through Games Of Feb. 11, 2016

Average RPI Win:	245	WON-LOST	WINNING	LAST 10	STRENGTH OF	OPP. STRENGTH	TEAM	ADJ.	CONF.	ADJ CONF.
Average RPI Loss:	202	RECORD	PCT. RANK	GAMES	SCHEDULE	OF SCHEDULE	RPI	RPI	RPI	RPI
DIV. I ONLY	4- 19	318	1- 9	248	305	333	333	23	23	
DIV. I NON-CONF.	2- 7	280	0- 0	127	344	286	286	24	24	
TOTALS	RPI 1-25	RPI 26-50	W-L RECORDS	RPI 51-100	RPI 101-150	RPI 150+				
4- 19	0- 1	0- 1	OVERALL	0- 0	0- 3	4- 14				
4- 9	0- 1	0- 0	HOME	0- 0	0- 2	4- 6				
0- 10	0- 0	0- 0	AWAY	0- 0	0- 1	0- 0				
0- 0	0- 0	0- 0	NEUTRAL	0- 0	0- 0	0- 0				
2- 7	0- 1	0- 1	NON-CONFERENCE	0- 0	0- 1	2- 4				
2- 3	0- 1	0- 0	HOME	0- 0	0- 1	2- 1				
0- 4	0- 0	0- 1	AWAY	0- 0	0- 0	0- 3				
0- 0	0- 0	0- 0	NEUTRAL	0- 0	0- 0	0- 0				
2- 12	0- 0	0- 0	CONFERENCE	0- 0	0- 2	2- 10				
2- 6	0- 0	0- 0	HOME	0- 0	0- 1	2- 5				
0- 6	0- 0	0- 0	AWAY	0- 0	0- 1	0- 5				
0- 0	0- 0	0- 0	NEUTRAL	0- 0	0- 0	0- 0				

RPI 1-25				RPI 26-50				RPI 51-100				RPI 101+ Team's RPI: 333			
RPI	S	Opponent	Score	RPI	S	Opponent	Score	RPI	S	Opponent	Score	RPI	S	Opponent	Score
23	H	Duquesne	38 63	26	A	Seton Hall	65 81					112	H	Iona	51 65
												117	A	Quinnipiac	49 66
												124	H	Stony Brook	35 69
												153	H	Brown	79 67
												183	A	Marist	46 69
												183	H	Marist	55 74
												204	A	Lehigh	42 74
												210	H	Fairfield	56 46
												217	A	Canisius	42 54
												217	H	Canisius	53 60
												221	A	Siena	58 59
												221	H	Siena	55 64
												232	A	Manhattan	47 64
												254	H	Navy	39 50
												273	H	Monmouth	67 62
												290	A	Niagara	46 51
												290	H	Niagara	48 52
												291	H	Rider	67 68
												310	A	Fairleigh Dickinson	52 73
												330	A	Lafayette	69 72
												344	H	St. Francis Brooklyn	44 40
LAST 12 Division I GAMES:															
291	H	Rider	67 68	290	A	Niagara	46 51								
183	H	Marist	55 74	217	A	Canisius	42 54								
117	A	Quinnipiac	49 66	210	H	Fairfield	56 46								
221	H	Siena	55 64	290	H	Niagara	48 52								
183	A	Marist	46 69	273	H	Monmouth	67 62								
232	A	Manhattan	47 64	112	H	Iona	51 65								

Non-Div I Games:

Saint Peter's

■ Loss,
 ■ Non-Conf,
 ■ S Site,
 ■ H Home
 ■ A Away
 N Neutral

Average RPI Win:	301	WON-LOST	WINNING	LAST 10	STRENGTH OF	OPP. STRENGTH	TEAM	ADJ.	CONF.	ADJ CONF.
Average RPI Loss:	148	RECORD	PCT. RANK	GAMES	SCHEDULE	OF SCHEDULE	RPI	RPI	RPI	RPI
DIV. I ONLY	6- 14	277	3- 7	212	218	240	240	27	27	
DIV. I NON-CONF.	2- 6	272	0- 0	85	66	163	163	26	26	
TOTALS	RPI 1-25	RPI 26-50	W-L RECORDS	RPI 51-100	RPI 101-150	RPI 150+				
6- 14	0- 2	0- 1	OVERALL	0- 3	0- 2	6- 6				
2- 3	0- 0	0- 0	HOME	0- 1	0- 0	2- 2				
4- 10	0- 1	0- 1	AWAY	0- 2	0- 2	4- 4				
0- 1	0- 1	0- 0	NEUTRAL	0- 0	0- 0	0- 0				
2- 6	0- 2	0- 1	NON-CONFERENCE	0- 1	0- 1	2- 1				
0- 1	0- 0	0- 0	HOME	0- 0	0- 0	0- 1				
2- 4	0- 1	0- 1	AWAY	0- 1	0- 1	2- 0				
0- 1	0- 1	0- 0	NEUTRAL	0- 0	0- 0	0- 0				
4- 8	0- 0	0- 0	CONFERENCE	0- 2	0- 1	4- 5				
2- 2	0- 0	0- 0	HOME	0- 1	0- 0	2- 1				
2- 6	0- 0	0- 0	AWAY	0- 1	0- 1	2- 4				
0- 0	0- 0	0- 0	NEUTRAL	0- 0	0- 0	0- 0				

RPI 1-25				RPI 26-50				RPI 51-100				RPI 101+ Team's RPI: 240			
RPI	S	Opponent	Score	RPI	S	Opponent	Score	RPI	S	Opponent	Score	RPI	S	Opponent	Score
8	A	Texas	49 83	46	A	Kansas St.	50 78	63	A	Abilene Christian	55 67	130	A	Arkansas	47 67
13	N	Florida St.	37 94					63	H	Abilene Christian	76 87	134	A	Northwestern St.	49 69
								94	A	TCU	59 85	170	A	McNeese St.	79 82
												233	A	Texas Southern	53 51
												234	A	Houston Baptist	63 67
												237	A	Stephen F. Austin	63 70
												245	H	Rice	46 58
												280	A	Lamar	78 76
												305	H	Southeastern La.	80 56
												309	H	Nicholls St.	63 67
												321	A	A&M-Corpus Christi	71 81
												322	A	Incarinate Word	65 60
												325	A	LIU Brooklyn	63 56
												340	H	New Orleans	64 52
LAST 12 Division I GAMES:															
63	A	Abilene Christian	55 67	170	A	McNeese St.	79 82								
321	A	A&M-Corpus Christi	71 81	309	H	Nicholls St.	63 67								
234	A	Houston Baptist	63 67	340	H	New Orleans	64 52								
280	A	Lamar	78 76	305	H	Southeastern La.	80 56								
237	A	Stephen F. Austin	63 70	134	A	Northwestern St.	49 69								
63	H	Abilene Christian	76 87	322	A	Incarinate Word	65 60								

Non-Div I Games: LSU-Alexandria 85 50 Our Lady Of The Lak67 56

Sam Houston St.

■ Loss,
 ■ Non-Conf,
 ■ S Site,
 ■ Home
 ■ A Away
 N Neutral

Average RPI Win:	244	WON-LOST	WINNING	LAST 10	STRENGTH OF	OPP. STRENGTH	TEAM	ADJ.	CONF.	ADJ CONF.
Average RPI Loss:	100	RECORD	PCT. RANK	GAMES	SCHEDULE	OF SCHEDULE	RPI	RPI	RPI	RPI
DIV. I ONLY	14- 8	99	8- 2	255	174	122	122	17	17	
DIV. I NON-CONF.	6- 7	176	1- 2	205	168	146	146	16	16	
TOTALS	RPI 1-25	RPI 26-50	W-L RECORDS	RPI 51-100	RPI 101-150	RPI 150+				
14- 8	0- 1	0- 1	OVERALL	1- 2	2- 3	11- 1				
5- 2	0- 0	0- 0	HOME	1- 0	1- 2	3- 0				
8- 6	0- 1	0- 1	AWAY	0- 2	1- 1	7- 1				
1- 0	0- 0	0- 0	NEUTRAL	0- 0	0- 0	1- 0				
6- 7	0- 1	0- 1	NON-CONFERENCE	0- 2	1- 2	5- 1				
1- 1	0- 0	0- 0	HOME	0- 0	0- 1	1- 0				
4- 6	0- 1	0- 1	AWAY	0- 2	1- 1	3- 1				
1- 0	0- 0	0- 0	NEUTRAL	0- 0	0- 0	1- 0				
8- 1	0- 0	0- 0	CONFERENCE	1- 0	1- 1	6- 0				
4- 1	0- 0	0- 0	HOME	1- 0	1- 1	2- 0				
4- 0	0- 0	0- 0	AWAY	0- 0	0- 0	4- 0				
0- 0	0- 0	0- 0	NEUTRAL	0- 0	0- 0	0- 0				

RPI 1-25				RPI 26-50				RPI 51-100				RPI 101+ Team's RPI: 122			
RPI	S	Opponent	Score	RPI	S	Opponent	Score	RPI	S	Opponent	Score	RPI	S	Opponent	Score
21	A	Mississippi St.	47 68	42	A	Indiana	56 65	57	H	Chattanooga	48 43	121	A	LSU	47 44
								80	A	Georgia Tech	55 66	126	H	Mercer	60 63
								86	A	UT Martin	50 52	142	H	Harvard	54 60
												143	H	ETSU	55 47
												150	A	UAB	41 61
												152	A	Southern Miss.	48 56
												186	H	Troy	73 69
												214	A	Furman	58 45
												275	A	Jacksonville St.	50 39
												284	A	Alabama St.	54 35
												287	A	UNCG	57 52
												287	H	UNCG	80 49
												301	A	Western Caro.	59 42
												301	H	Western Caro.	57 52
												303	A	Wofford	58 39
												309	N	Nicholls St.	45 43
												345	A	Alabama A&M	54 30
LAST 12 Division I GAMES:															
301	H	Western Caro.	57 52	126	H	Mercer	60 63								
287	H	UNCG	80 49	287	A	UNCG	57 52								
303	A	Wofford	58 39	301	A	Western Caro.	59 42								
214	A	Furman	58 45	142	H	Harvard	54 60								
57	H	Chattanooga	48 43	121	A	LSU	47 44								
143	H	ETSU	55 47	150	A	UAB	41 61								

Non-Div I Games: AUM 82 32 Shorter 53 33

Samford

■ Loss,
 ■ Non-Conf,
 ■ S Site,
 ■ Home
 ■ A Away
 N Neutral

Average RPI Win:	190	WON-LOST	WINNING	LAST 10	STRENGTH OF	OPP. STRENGTH	TEAM	ADJ.	CONF.	ADJ CONF.
Average RPI Loss:	60	RECORD	PCT. RANK	GAMES	SCHEDULE	OF SCHEDULE	RPI	RPI	RPI	RPI
DIV. I ONLY	20- 4	18	8- 2	204	94	71	71	9	9	
DIV. I NON-CONF.	9- 1	22	0- 0	316	121	110	110	9	9	
TOTALS	RPI 1-25	RPI 26-50	W-L RECORDS	RPI 51-100	RPI 101-150	RPI 150+				
20- 4	1- 0	0- 0	OVERALL	2- 4	4- 0	13- 0				
10- 3	1- 0	0- 0	HOME	1- 3	2- 0	6- 0				
10- 1	0- 0	0- 0	AWAY	1- 1	2- 0	7- 0				
0- 0	0- 0	0- 0	NEUTRAL	0- 0	0- 0	0- 0				
9- 1	0- 0	0- 0	NON-CONFERENCE	0- 1	3- 0	6- 0				
4- 1	0- 0	0- 0	HOME	0- 1	2- 0	2- 0				
5- 0	0- 0	0- 0	AWAY	0- 0	1- 0	4- 0				
0- 0	0- 0	0- 0	NEUTRAL	0- 0	0- 0	0- 0				
11- 3	1- 0	0- 0	CONFERENCE	2- 3	1- 0	7- 0				
6- 2	1- 0	0- 0	HOME	1- 2	0- 0	4- 0				
5- 1	0- 0	0- 0	AWAY	1- 1	1- 0	3- 0				
0- 0	0- 0	0- 0	NEUTRAL	0- 0	0- 0	0- 0				

RPI 1-25				RPI 26-50				RPI 51-100 Team's RPI: 71				RPI 101+			
RPI	S	Opponent	Score	RPI	S	Opponent	Score	RPI	S	Opponent	Score	RPI	S	Opponent	Score
14	H	BYU	78 65					54	A	Santa Clara	70 58	106	H	Arizona	59 54
								54	H	Santa Clara	47 61	110	H	Akron	86 65
								59	A	St. Mary's (CA)	60 68	114	A	San Francisco	67 58
								59	H	St. Mary's (CA)	68 73	138	A	Fresno St.	72 68
								68	H	Washington St.	72 78	162	A	Montana St.	62 49
								87	H	Gonzaga	63 54	164	A	Pacific	59 56
												164	H	Pacific	69 56
												223	H	Valparaiso	76 60
												235	A	Loyola Marymount	75 67
												235	H	Loyola Marymount	82 58
												249	A	San Diego St.	60 53
												253	A	Pepperdine	70 54
												253	H	Pepperdine	74 55
												283	H	Portland	71 43
												285	H	CSUN	86 64
												327	A	Nevada	84 47
												337	A	Cal St. Fullerton	53 44
LAST 12 Division I GAMES:															
54	H	Santa Clara	47 61	253	H	Pepperdine	74 55								
164	A	Pacific	59 56	87	H	Gonzaga	63 54								
59	A	St. Mary's (CA)	60 68	283	H	Portland	71 43								
235	A	Loyola Marymount	75 67	54	A	Santa Clara	70 58								
253	A	Pepperdine	70 54	114	A	San Francisco	67 58								
235	H	Loyola Marymount	82 58	59	H	St. Mary's (CA)	68 73								

Non-Div I Games: Hope Int'l 90 52

San Diego

■ Loss,
 ■ Non-Conf,
 ■ S Site,
 ■ Home
 ■ Away
 N Neutral

San Diego St.

Through Games Of Feb. 11, 2016

Average RPI Win:	237	WON-LOST	WINNING	LAST 10	STRENGTH OF	OPP. STRENGTH	TEAM	ADJ.	CONF.	ADJ CONF.
Average RPI Loss:	151	RECORD	PCT. RANK	GAMES	SCHEDULE	OF SCHEDULE	RPI	RPI	RPI	RPI
DIV. I ONLY	7- 15	267	2- 8	153	221	249	249	20	20	
DIV. I NON-CONF.	4- 6	201	0- 0	242	223	255	255	20	20	
TOTALS	RPI 1-25	RPI 26-50	W-L RECORDS	RPI 51-100	RPI 101-150	RPI 150+				
7- 15	0- 0	0- 3	OVERALL	0- 2	2- 2	5- 8				
4- 8	0- 0	0- 1	HOME	0- 2	2- 1	2- 4				
3- 7	0- 0	0- 2	AWAY	0- 0	0- 1	3- 4				
0- 0	0- 0	0- 0	NEUTRAL	0- 0	0- 0	0- 0				
4- 6	0- 0	0- 1	NON-CONFERENCE	0- 2	1- 0	3- 3				
3- 3	0- 0	0- 0	HOME	0- 2	1- 0	2- 1				
1- 3	0- 0	0- 1	AWAY	0- 0	0- 0	1- 2				
0- 0	0- 0	0- 0	NEUTRAL	0- 0	0- 0	0- 0				
3- 9	0- 0	0- 2	CONFERENCE	0- 0	1- 2	2- 5				
1- 5	0- 0	0- 1	HOME	0- 0	1- 1	0- 3				
2- 4	0- 0	0- 1	AWAY	0- 0	0- 1	2- 2				
0- 0	0- 0	0- 0	NEUTRAL	0- 0	0- 0	0- 0				

RPI S	Opponent	Score	RPI S	Opponent	Score	RPI S	Opponent	Score	RPI S	Opponent	Score	Team's RPI: 249
38	A Washington	51 80	71	H San Diego	53 60	125	H Boise St.	45 75				
50	A Colorado St.	54 70	74	H UC Riverside	68 85	138	A Fresno St.	49 54				
50	H Colorado St.	57 60				138	H Fresno St.	65 54				
						149	H Wisconsin	63 57				
						154	A Long Beach St.	54 74				
						181	A New Mexico	51 46				
						185	H UC Davis	54 65				
						193	H UNLV	41 55				
						203	A San Jose St.	73 78				
						211	A Utah St.	59 72				
						211	H Utah St.	36 55				
						235	A Loyola Marymount	65 92				
						250	A Wyoming	84 77				
						285	A CSUN	67 65				
						318	H North Dakota St.	64 54				
						327	H Nevada	64 70				
						337	H Cal St. Fullerton	54 43				
LAST 12 Division I GAMES:												
138	H Fresno St.	65 54	138	A Fresno St.	49 54							
181	A New Mexico	51 46	125	H Boise St.	45 75							
50	A Colorado St.	54 70	50	H Colorado St.	57 60							
193	H UNLV	41 55	203	A San Jose St.	73 78							
327	H Nevada	64 70	211	H Utah St.	36 55							
211	A Utah St.	59 72	250	A Wyoming	84 77							

Non-Div I Games: San Diego Christian60 25

San Diego St.

■ Loss,
 ■ Non-Conf,
 ■ S Site,
 ■ H Home
 ■ A Away
 N Neutral

San Francisco

Through Games Of Feb. 11, 2016

Average RPI Win:	202	WON-LOST	WINNING	LAST 10	STRENGTH OF	OPP. STRENGTH	TEAM	ADJ.	CONF.	ADJ CONF.
Average RPI Loss:	93	RECORD	PCT. RANK	GAMES	SCHEDULE	OF SCHEDULE	RPI	RPI	RPI	RPI
DIV. I ONLY	12- 10	145	5- 5	131	98	114	114	9	9	
DIV. I NON-CONF.	7- 2	57	0- 0	236	174	93	93	9	9	
TOTALS	RPI 1-25	RPI 26-50	W-L RECORDS	RPI 51-100	RPI 101-150	RPI 150+				
12- 10	0- 2	0- 0	OVERALL	2- 5	1- 0	9- 3				
4- 5	0- 1	0- 0	HOME	2- 3	1- 0	1- 1				
8- 5	0- 1	0- 0	AWAY	0- 2	0- 0	8- 2				
0- 0	0- 0	0- 0	NEUTRAL	0- 0	0- 0	0- 0				
7- 2	0- 0	0- 0	NON-CONFERENCE	1- 0	1- 0	5- 2				
2- 1	0- 0	0- 0	HOME	1- 0	1- 0	0- 1				
5- 1	0- 0	0- 0	AWAY	0- 0	0- 0	5- 1				
0- 0	0- 0	0- 0	NEUTRAL	0- 0	0- 0	0- 0				
5- 8	0- 2	0- 0	CONFERENCE	1- 5	0- 0	4- 1				
2- 4	0- 1	0- 0	HOME	1- 3	0- 0	1- 0				
3- 4	0- 1	0- 0	AWAY	0- 2	0- 0	3- 1				
0- 0	0- 0	0- 0	NEUTRAL	0- 0	0- 0	0- 0				

RPI 1-25				RPI 26-50				RPI 51-100				RPI 101+ Team's RPI: 114			
RPI	S	Opponent	Score	RPI	S	Opponent	Score	RPI	S	Opponent	Score	RPI	S	Opponent	Score
14	A	BYU	62 65					54	A	Santa Clara	57 68	118	H	North Dakota	74 57
14	H	BYU	57 66					54	H	Santa Clara	57 59	154	A	Long Beach St.	66 52
								59	H	St. Mary's (CA)	68 78	164	A	Pacific	57 70
								71	H	San Diego	58 67	194	H	Cal Poly	61 62
								74	H	UC Riverside	88 76	199	A	Sacramento St.	95 94
								87	A	Gonzaga	47 68	203	A	San Jose St.	82 78
								87	H	Gonzaga	71 52	212	A	North Texas	69 61
												220	A	Utah Valley	88 94
												235	A	Loyola Marymount	75 73
												253	A	Pepperdine	81 74
												283	A	Portland	82 63
												283	H	Portland	90 69
												327	A	Nevada	70 62
LAST 12 Division I GAMES:															
14	A	BYU	62 65	235	A	Loyola Marymount	75 73								
54	H	Santa Clara	57 59	14	H	BYU	57 66								
87	H	Gonzaga	71 52	71	H	San Diego	58 67								
283	H	Portland	90 69	283	A	Portland	82 63								
54	A	Santa Clara	57 68	87	A	Gonzaga	47 68								
253	A	Pepperdine	81 74	164	A	Pacific	57 70								

Non-Div I Games: Holy Names 77 31 San Fran. St. 73 45

San Francisco

Loss, Non-Conf, S Site, H Home A Away N Neutral

Average RPI Win: 256				STRENGTH OF		OPP. STRENGTH	TEAM	ADJ.	CONF.	ADJ CONF.			
WON-LOST				SCHEDULE		OF SCHEDULE	RPI	RPI	RPI	RPI			
PCT. RANK				GAMES									
RECORD													
Average RPI Loss: 112													
DIV. I ONLY				8- 14		246	5- 5	106	212	203	203	20	20
DIV. I NON-CONF.				1- 9		325	0- 0	91	160	282	282	20	20
TOTALS		RPI 1-25		RPI 26-50		W-L RECORDS		RPI 51-100		RPI 101-150		RPI 150+	
8- 14		0- 0		0- 2		OVERALL		0- 5		1- 4		7- 3	
4- 7		0- 0		0- 1		HOME		0- 2		0- 4		4- 0	
4- 7		0- 0		0- 1		AWAY		0- 3		1- 0		3- 3	
0- 0		0- 0		0- 0		NEUTRAL		0- 0		0- 0		0- 0	
1- 9		0- 0		0- 0		NON-CONFERENCE		0- 5		0- 2		1- 2	
1- 4		0- 0		0- 0		HOME		0- 2		0- 2		1- 0	
0- 5		0- 0		0- 0		AWAY		0- 3		0- 0		0- 2	
0- 0		0- 0		0- 0		NEUTRAL		0- 0		0- 0		0- 0	
7- 5		0- 0		0- 2		CONFERENCE		0- 0		1- 2		6- 1	
3- 3		0- 0		0- 1		HOME		0- 0		0- 2		3- 0	
4- 2		0- 0		0- 1		AWAY		0- 0		1- 0		3- 1	
0- 0		0- 0		0- 0		NEUTRAL		0- 0		0- 0		0- 0	

RPI 1-25				RPI 26-50				RPI 51-100				RPI 101+				Team's RPI: 203	
RPI	S	Opponent	Score	RPI	S	Opponent	Score	RPI	S	Opponent	Score	RPI	S	Opponent	Score		
				50	A	Colorado St.	54 76	59	A	St. Mary's (CA)	81 91	114	H	San Francisco	78 82		
				50	H	Colorado St.	78 80	61	A	Oregon	74 104	125	H	Boise St.	75 78		
								68	A	Washington St.	80 95	129	H	Hawaii	73 76		
								82	H	South Dakota	77 87	138	A	Fresno St.	66 64		
								98	H	New Mexico St.	66 75	138	H	Fresno St.	54 59		
												164	A	Pacific	69 81		
												181	A	New Mexico	57 71		
												193	H	UNLV	69 61		
												211	A	Utah St.	86 74		
												243	A	CSU Bakersfield	88 90		
												249	H	San Diego St.	78 73		
												250	A	Wyoming	67 66		
												326	H	UC Irvine	79 58		
												341	A	Air Force	72 49		
												341	H	Air Force	81 60		
LAST 12 Division I GAMES:																	
				193	H	UNLV	69 61	138	H	Fresno St.	54 59						
				138	A	Fresno St.	66 64	250	A	Wyoming	67 66						
				341	A	Air Force	72 49	50	A	Colorado St.	54 76						
				50	H	Colorado St.	78 80	249	H	San Diego St.	78 73						
				181	A	New Mexico	57 71	341	H	Air Force	81 60						
				125	H	Boise St.	75 78	211	A	Utah St.	86 74						

Non-Div I Games:	Southern Ore.	92	78
------------------	---------------	----	----

San Jose St.

■ Loss, ■ Non-Conf, S Site, H Home A Away N Neutral

Santa Clara

Through Games Of Feb. 11, 2016

Average RPI Win:	186	WON-LOST	WINNING	LAST 10	STRENGTH OF	OPP. STRENGTH	TEAM	ADJ.	CONF.	ADJ CONF.
Average RPI Loss:	47	RECORD	PCT. RANK	GAMES	SCHEDULE	OF SCHEDULE	RPI	RPI	RPI	RPI
DIV. I ONLY	17- 5	38	7- 3	145	76	54	54	9	9	
DIV. I NON-CONF.	7- 2	57	0- 0	256	37	72	72	9	9	
TOTALS	RPI 1-25	RPI 26-50	W-L RECORDS	RPI 51-100	RPI 101-150	RPI 150+				
17- 5	1- 2	0- 1	OVERALL	3- 2	3- 0	10- 0				
7- 2	0- 1	0- 0	HOME	1- 1	2- 0	4- 0				
9- 3	1- 1	0- 1	AWAY	2- 1	1- 0	5- 0				
1- 0	0- 0	0- 0	NEUTRAL	0- 0	0- 0	1- 0				
7- 2	1- 1	0- 1	NON-CONFERENCE	0- 0	1- 0	5- 0				
3- 0	0- 0	0- 0	HOME	0- 0	1- 0	2- 0				
3- 2	1- 1	0- 1	AWAY	0- 0	0- 0	2- 0				
1- 0	0- 0	0- 0	NEUTRAL	0- 0	0- 0	1- 0				
10- 3	0- 1	0- 0	CONFERENCE	3- 2	2- 0	5- 0				
4- 2	0- 1	0- 0	HOME	1- 1	1- 0	2- 0				
6- 1	0- 0	0- 0	AWAY	2- 1	1- 0	3- 0				
0- 0	0- 0	0- 0	NEUTRAL	0- 0	0- 0	0- 0				

RPI 1-25				RPI 26-50				RPI 51-100				RPI 101+			
RPI	S	Opponent	Score	RPI	S	Opponent	Score	RPI	S	Opponent	Score	RPI	S	Opponent	Score
6	A	Stanford	61 58	38	A	Washington	55 100	59	A	St. Mary's (CA)	73 67	114	A	San Francisco	59 57
14	H	BYU	63 68					71	A	San Diego	61 47	114	H	San Francisco	68 57
25	A	Southern California	46 81					71	H	San Diego	58 70	133	H	Texas Tech	75 70
								87	A	Gonzaga	44 53	164	H	Pacific	76 52
								87	H	Gonzaga	71 64	194	A	Cal Poly	69 63
												235	A	Loyola Marymount	57 56
												253	A	Pepperdine	62 60
												257	A	UC Santa Barbara	48 37
												257	H	UC Santa Barbara	66 48
												283	A	Portland	67 45
												283	H	Portland	66 47
												319	N	Evansville	62 44
												341	H	Air Force	68 34
LAST 12 Division I GAMES:															
71	A	San Diego	61 47	253	A	Pepperdine	62 60								
114	A	San Francisco	59 57	71	H	San Diego	58 70								
283	H	Portland	66 47	14	H	BYU	63 68								
87	H	Gonzaga	71 64	87	A	Gonzaga	44 53								
114	H	San Francisco	68 57	283	A	Portland	67 45								
235	A	Loyola Marymount	57 56	59	A	St. Mary's (CA)	73 67								

Non-Div I Games: Hope Int'l 78 54 Simpson (CA) 112 34

Santa Clara

Loss, Non-Conf, S Site, H Home A Away N Neutral

Average RPI Win:	310	WON-LOST	WINNING	LAST 10	STRENGTH OF	OPP. STRENGTH	TEAM	ADJ.	CONF.	ADJ CONF.
Average RPI Loss:	177	RECORD	PCT. RANK	GAMES	SCHEDULE	OF SCHEDULE	RPI	RPI	RPI	RPI
DIV. I ONLY	5- 15	292	4- 6	245	303	297	297	30	30	
DIV. I NON-CONF.	1- 8	320	0- 1	36	118	209	209	30	30	
TOTALS	RPI 1-25	RPI 26-50	W-L RECORDS	RPI 51-100	RPI 101-150	RPI 150+				
5- 15	0- 3	0- 1	OVERALL	0- 1	0- 0	5- 10				
3- 5	0- 0	0- 0	HOME	0- 1	0- 0	3- 4				
2- 10	0- 3	0- 1	AWAY	0- 0	0- 0	2- 6				
0- 0	0- 0	0- 0	NEUTRAL	0- 0	0- 0	0- 0				
1- 8	0- 3	0- 1	NON-CONFERENCE	0- 1	0- 0	1- 3				
0- 2	0- 0	0- 0	HOME	0- 1	0- 0	0- 1				
1- 6	0- 3	0- 1	AWAY	0- 0	0- 0	1- 2				
0- 0	0- 0	0- 0	NEUTRAL	0- 0	0- 0	0- 0				
4- 7	0- 0	0- 0	CONFERENCE	0- 0	0- 0	4- 7				
3- 3	0- 0	0- 0	HOME	0- 0	0- 0	3- 3				
1- 4	0- 0	0- 0	AWAY	0- 0	0- 0	1- 4				
0- 0	0- 0	0- 0	NEUTRAL	0- 0	0- 0	0- 0				

RPI 1-25				RPI 26-50				RPI 51-100				RPI 101+ Team's RPI: 297			
RPI	S	Opponent	Score	RPI	S	Opponent	Score	RPI	S	Opponent	Score	RPI	S	Opponent	Score
16	A	Oklahoma St.	48 76	40	A	Rutgers	26 65	55	H	Auburn	40 62	165	A	Hampton	53 65
19	A	Florida	34 99									167	A	Jacksonville	52 65
21	A	Mississippi St.	25 92									215	H	Morgan St.	60 66
												251	A	Bethune-Cookman	44 50
												252	H	Coppin St.	57 55
												270	H	Ga. Southern	48 64
												274	A	N.C. A&T	31 60
												274	H	N.C. A&T	59 69
												275	A	Jacksonville St.	35 50
												284	A	Alabama St.	60 49
												299	A	Florida A&M	38 59
												307	H	Delaware St.	59 67
												317	H	UMES	60 42
												346	A	Norfolk St.	68 53
												349	H	N.C. Central	57 39
LAST 12 Division I GAMES:															
252	H	Coppin St.	57 55	307	H	Delaware St.	59 67								
215	H	Morgan St.	60 66	317	H	UMES	60 42								
251	A	Bethune-Cookman	44 50	349	H	N.C. Central	57 39								
274	A	N.C. A&T	31 60	274	H	N.C. A&T	59 69								
346	A	Norfolk St.	68 53	167	A	Jacksonville	52 65								
165	A	Hampton	53 65	299	A	Florida A&M	38 59								

Non-Div I Games: Columbia (SC) 101 34 Allen 72 46

Savannah St.

Loss, Non-Conf, S Site, H Home A Away N Neutral

Average RPI Win:	275	WON-LOST	WINNING	LAST 10	STRENGTH OF	OPP. STRENGTH	TEAM	ADJ.	CONF.	ADJ CONF.
Average RPI Loss:	163	RECORD	PCT. RANK	GAMES	SCHEDULE	OF SCHEDULE	RPI	RPI	RPI	RPI
DIV. I ONLY	8- 15	255	4- 6	211	299	247	247	25	25	
DIV. I NON-CONF.	5- 9	233	1- 2	108	290	180	180	25	25	
TOTALS	RPI 1-25	RPI 26-50	W-L RECORDS	RPI 51-100	RPI 101-150	RPI 150+				
8- 15	0- 0	0- 2	OVERALL	0- 3	0- 2	8- 8				
3- 6	0- 0	0- 0	HOME	0- 1	0- 1	3- 4				
5- 8	0- 0	0- 1	AWAY	0- 2	0- 1	5- 4				
0- 1	0- 0	0- 1	NEUTRAL	0- 0	0- 0	0- 0				
5- 9	0- 0	0- 2	NON-CONFERENCE	0- 2	0- 2	5- 3				
1- 4	0- 0	0- 0	HOME	0- 1	0- 1	1- 2				
4- 4	0- 0	0- 1	AWAY	0- 1	0- 1	4- 1				
0- 1	0- 0	0- 1	NEUTRAL	0- 0	0- 0	0- 0				
3- 6	0- 0	0- 0	CONFERENCE	0- 1	0- 0	3- 5				
2- 2	0- 0	0- 0	HOME	0- 0	0- 0	2- 2				
1- 4	0- 0	0- 0	AWAY	0- 1	0- 0	1- 3				
0- 0	0- 0	0- 0	NEUTRAL	0- 0	0- 0	0- 0				

RPI S	Opponent	Score	RPI S	Opponent	Score	RPI S	Opponent	Score	RPI S	Opponent	Score	Team's RPI: 247
38	A Washington	55 96	61	A Oregon	62 82	125	H Boise St.	66 84				
45	N Princeton	48 85	74	H UC Riverside	70 92	147	A Idaho	60 64				
			98	A New Mexico St.	54 69	154	H Long Beach St.	57 69				
						162	H Montana St.	51 80				
						187	A UTRGV	74 71				
						200	A Idaho St.	67 83				
						219	A Montana	58 44				
						220	H Utah Valley	44 61				
						229	H Grand Canyon	54 67				
						235	A Loyola Marymount	78 69				
						243	A CSU Bakersfield	68 76				
						285	A CSUN	62 56				
						306	H Denver	59 51				
						308	A UMKC	43 64				
						308	H UMKC	69 63				
						324	A Portland St.	85 64				
						339	A Chicago St.	49 57				
						339	H Chicago St.	59 45				
LAST 12 Division I GAMES:												
308	A UMKC	43 64	243	A CSU Bakersfield	68 76							
339	A Chicago St.	49 57	339	H Chicago St.	59 45							
229	H Grand Canyon	54 67	308	H UMKC	69 63							
220	H Utah Valley	44 61	285	A CSUN	62 56							
187	A UTRGV	74 71	154	H Long Beach St.	57 69							
98	A New Mexico St.	54 69	61	A Oregon	62 82							

Non-Div I Games: Evergreen St. 81 38

Seattle

■ Loss,
 ■ Non-Conf,
 ■ S Site,
 ■ H Home
 ■ A Away
 N Neutral

Seton Hall

Through Games Of Feb. 11, 2016

Average RPI Win: 129	WON-LOST	WINNING	LAST 10	STRENGTH OF	OPP. STRENGTH	TEAM	ADJ.	CONF.	ADJ CONF.
Average RPI Loss: 42	RECORD	PCT. RANK	GAMES	SCHEDULE	OF SCHEDULE	RPI	RPI	RPI	RPI
DIV. I ONLY	17- 6	49	5- 5	52	36	26	26	6	6
DIV. I NON-CONF.	10- 1	19	0- 0	44	36	5	5	6	6
TOTALS	RPI 1-25	RPI 26-50	W-L RECORDS	RPI 51-100	RPI 101-150	RPI 150+			
17- 6	1- 1	3- 3	OVERALL	2- 2	6- 0	5- 0			
8- 2	0- 1	2- 1	HOME	1- 0	1- 0	4- 0			
7- 4	1- 0	0- 2	AWAY	1- 2	4- 0	1- 0			
2- 0	0- 0	1- 0	NEUTRAL	0- 0	1- 0	0- 0			
10- 1	0- 0	3- 1	NON-CONFERENCE	1- 0	3- 0	3- 0			
5- 0	0- 0	2- 0	HOME	0- 0	0- 0	3- 0			
3- 1	0- 0	0- 1	AWAY	1- 0	2- 0	0- 0			
2- 0	0- 0	1- 0	NEUTRAL	0- 0	1- 0	0- 0			
7- 5	1- 1	0- 2	CONFERENCE	1- 2	3- 0	2- 0			
3- 2	0- 1	0- 1	HOME	1- 0	1- 0	1- 0			
4- 3	1- 0	0- 1	AWAY	0- 2	2- 0	1- 0			
0- 0	0- 0	0- 0	NEUTRAL	0- 0	0- 0	0- 0			

RPI 1-25				RPI 26-50				RPI 51-100				RPI 101+			
RPI	S	Opponent	Score	RPI	S	Opponent	Score	RPI	S	Opponent	Score	RPI	S	Opponent	Score
18	A	DePaul	83 74	29	A	Georgia	52 70	62	A	Villanova	45 55	102	A	Liberty	92 56
18	H	DePaul	74 86	30	A	St. John's (NY)	69 71	85	A	Marquette	82 89	105	A	Georgetown	83 75
				30	H	St. John's (NY)	64 72	85	H	Marquette	99 68	119	A	Creighton	86 82
				39	N	North Carolina St.	58 55	93	A	Saint Joseph's	66 54	127	N	UNI	57 49
				40	H	Rutgers	77 49					136	H	Xavier	82 66
				45	H	Princeton	71 64					140	A	Texas-Arlington	61 54
												160	H	Fordham	66 54
												192	H	Butler	98 77
												213	H	Bryant	93 57
												248	A	Providence	64 54
												333	H	Saint Peter's	81 65
LAST 12 Division I GAMES:															
30	H	St. John's (NY)	64 72	62	A	Villanova	45 55	30	A	St. John's (NY)	69 71				
85	A	Marquette	82 89	18	A	DePaul	74 86	85	H	Marquette	99 68				
18	A	DePaul	83 74	119	A	Creighton	86 82	248	A	Providence	64 54				
192	H	Butler	98 77												
136	H	Xavier	82 66												
105	A	Georgetown	83 75												

Non-Div I Games:

Seton Hall

■ Loss,
 ■ Non-Conf,
 ■ S Site,
 ■ H Home
 ■ A Away
 N Neutral

Average RPI Win: 270	WON-LOST	WINNING	LAST 10	STRENGTH OF	OPP. STRENGTH	TEAM	ADJ.	CONF.	ADJ CONF.
Average RPI Loss: 175	RECORD	PCT. RANK	GAMES	SCHEDULE	OF SCHEDULE	RPI	RPI	RPI	RPI
DIV. I ONLY	12- 13	179	1- 4	277	275	221	221	23	23
DIV. I NON-CONF.	3- 7	248	1- 1	208	312	235	235	24	24
TOTALS	RPI 1-25	RPI 26-50	W-L RECORDS	RPI 51-100	RPI 101-150	RPI 150+			
12- 13	0- 0	0- 1	OVERALL	0- 1	0- 4	12- 7			
5- 4	0- 0	0- 0	HOME	0- 1	0- 2	5- 1			
6- 8	0- 0	0- 1	AWAY	0- 0	0- 2	6- 5			
1- 1	0- 0	0- 0	NEUTRAL	0- 0	0- 0	1- 1			
3- 7	0- 0	0- 1	NON-CONFERENCE	0- 1	0- 1	3- 4			
0- 2	0- 0	0- 0	HOME	0- 1	0- 0	0- 1			
2- 4	0- 0	0- 1	AWAY	0- 0	0- 1	2- 2			
1- 1	0- 0	0- 0	NEUTRAL	0- 0	0- 0	1- 1			
9- 6	0- 0	0- 0	CONFERENCE	0- 0	0- 3	9- 3			
5- 2	0- 0	0- 0	HOME	0- 0	0- 2	5- 0			
4- 4	0- 0	0- 0	AWAY	0- 0	0- 1	4- 3			
0- 0	0- 0	0- 0	NEUTRAL	0- 0	0- 0	0- 0			

RPI S	Opponent	Score	RPI S	Opponent	Score	RPI S	Opponent	Score	RPI S	Opponent	Score	Team's RPI: 221
28	A St. Bonaventure	40 57	52	H Albany (NY)	42 61	112	H Iona	51 64				
						117	A Quinnipiac	52 94				
						117	H Quinnipiac	59 69				
						139	A Southern Ill.	54 73				
						183	A Marist	37 66				
						198	H Northeastern	67 70				
						210	A Fairfield	55 67				
						215	N Morgan St.	69 46				
						217	A Canisius	58 52				
						217	H Canisius	61 57				
						232	H Manhattan	60 59				
						254	A Navy	58 59				
						258	A New Hampshire	57 53				
						273	A Monmouth	69 63				
						273	H Monmouth	64 54				
						284	N Alabama St.	53 57				
						290	A Niagara	59 51				
						291	A Rider	58 70				
						291	H Rider	66 45				
						296	A Colgate	50 52				
						310	A Fairleigh Dickinson	81 65				
						333	A Saint Peter's	64 55				
						333	H Saint Peter's	59 58				
LAST 12 Division I GAMES:												
215	N	Morgan St.	69	46	183	A	Marist	37	66			
284	N	Alabama St.	53	57	117	A	Quinnipiac	52	94			
112	H	Iona	51	64	217	H	Canisius	61	57			
210	A	Fairfield	55	67	291	A	Rider	58	70			
117	H	Quinnipiac	59	69	273	H	Monmouth	64	54			
333	A	Saint Peter's	64	55	232	H	Manhattan	60	59			

Non-Div I Games:

Siena

Average RPI Win: 238	WON-LOST	WINNING	LAST 10	STRENGTH OF	OPP. STRENGTH	TEAM	ADJ.	CONF.	ADJ CONF.
Average RPI Loss: 148	RECORD	PCT. RANK	GAMES	SCHEDULE	OF SCHEDULE	RPI	RPI	RPI	RPI
DIV. I ONLY	8- 12	228	6- 4	167	220	205	205	16	16
DIV. I NON-CONF.	2- 5	253	0- 0	209	243	243	243	14	14
TOTALS	RPI 1-25	RPI 26-50	W-L RECORDS	RPI 51-100	RPI 101-150	RPI 150+			
8- 12	0- 1	0- 2	OVERALL	0- 0	1- 2	7- 7			
3- 6	0- 1	0- 1	HOME	0- 0	1- 1	2- 3			
5- 6	0- 0	0- 1	AWAY	0- 0	0- 1	5- 3			
0- 0	0- 0	0- 0	NEUTRAL	0- 0	0- 0	0- 0			
2- 5	0- 1	0- 0	NON-CONFERENCE	0- 0	0- 1	2- 3			
0- 3	0- 1	0- 0	HOME	0- 0	0- 1	0- 1			
2- 2	0- 0	0- 0	AWAY	0- 0	0- 0	2- 2			
0- 0	0- 0	0- 0	NEUTRAL	0- 0	0- 0	0- 0			
6- 7	0- 0	0- 2	CONFERENCE	0- 0	1- 1	5- 4			
3- 3	0- 0	0- 1	HOME	0- 0	1- 0	2- 2			
3- 4	0- 0	0- 1	AWAY	0- 0	0- 1	3- 2			
0- 0	0- 0	0- 0	NEUTRAL	0- 0	0- 0	0- 0			

RPI 1-25			RPI 26-50			RPI 51-100			RPI 101+			Team's RPI: 205
RPI	S	Opponent	Score	RPI	S	Opponent	Score	RPI	S	Opponent	Score	
19	H	Florida	60 72	44	A	Arkansas St.	51 58		132	A	La.-Lafayette	50 69
				44	H	Arkansas St.	53 66		140	H	Texas-Arlington	59 55
									150	H	UAB	39 53
									152	A	Southern Miss.	51 71
									163	A	Little Rock	43 74
									163	H	Little Rock	34 47
									177	A	Southern U.	45 50
									186	A	Troy	75 71
									202	H	Texas St.	71 73
									229	A	Grand Canyon	59 56
									244	H	Appalachian St.	71 55
									262	H	UCF	36 77
									268	A	Georgia St.	60 52
									268	H	Georgia St.	83 45
									270	A	Ga. Southern	43 57
									284	A	Alabama St.	47 43
									288	A	La.-Monroe	63 57
LAST 12 Division I GAMES:												
268	H	Georgia St.	83 45	132	A	La.-Lafayette	50 69					
163	A	Little Rock	43 74	140	H	Texas-Arlington	59 55					
44	A	Arkansas St.	51 58	202	H	Texas St.	71 73					
244	H	Appalachian St.	71 55	268	A	Georgia St.	60 52					
186	A	Troy	75 71	270	A	Ga. Southern	43 57					
288	A	La.-Monroe	63 57	44	H	Arkansas St.	53 66					

Non-Div I Games: Spring Hill 64 49 William Carey 66 30

South Ala.

■ Loss,
 ■ Non-Conf, S Site,
 ■ Home
 ■ Away
 N Neutral

Team Carolina				Through Games of Feb. 11, 1910						
Average RPI Win:	97	WON-LOST	WINNING	LAST 10	STRENGTH OF	OPP. STRENGTH	TEAM	ADJ.	CONF.	ADJ CONF.
Average RPI Loss:	2	RECORD	PCT. RANK	GAMES	SCHEDULE	OF SCHEDULE	RPI	RPI	RPI	RPI
DIV. I ONLY	23- 1	3	9- 1	7	5	3	3	2	2	
DIV. I NON-CONF.	12- 1	9	0- 1	80	6	10	10	2	2	
TOTALS	RPI 1-25	RPI 26-50	W-L RECORDS	RPI 51-100	RPI 101-150	RPI 150+				
23- 1	9- 1	2- 0	OVERALL	3- 0	2- 0	7- 0				
12- 1	4- 1	2- 0	HOME	1- 0	1- 0	4- 0				
8- 0	4- 0	0- 0	AWAY	2- 0	1- 0	1- 0				
3- 0	1- 0	0- 0	NEUTRAL	0- 0	0- 0	2- 0				
12- 1	3- 1	1- 0	NON-CONFERENCE	1- 0	1- 0	6- 0				
6- 1	1- 1	1- 0	HOME	1- 0	0- 0	3- 0				
3- 0	1- 0	0- 0	AWAY	0- 0	1- 0	1- 0				
3- 0	1- 0	0- 0	NEUTRAL	0- 0	0- 0	2- 0				
11- 0	6- 0	1- 0	CONFERENCE	2- 0	1- 0	1- 0				
6- 0	3- 0	1- 0	HOME	0- 0	1- 0	1- 0				
5- 0	3- 0	0- 0	AWAY	2- 0	0- 0	0- 0				
0- 0	0- 0	0- 0	NEUTRAL	0- 0	0- 0	0- 0				

RPI	S	Opponent	Score	RPI	S	Opponent	Score	RPI	S	Opponent	Score	RPI	S	Opponent	Score
2	H	UConn	54 66	33	H	Missouri	83 58	55	A	Auburn	74 58	129	A	Hawaii	67 51
5	H	Ohio St.	88 80	47	H	Duke	66 55	66	A	Vanderbilt	71 61	130	H	Arkansas	85 32
9	N	Arizona St.	60 58					67	H	Elon	78 63	157	H	Ole Miss	81 62
10	A	UCLA	68 65									165	H	Hampton	86 48
15	A	Texas A&M	70 63									171	N	East Carolina	88 57
15	H	Texas A&M	59 58									236	A	Clemson	67 41
19	H	Florida	86 71									243	N	CSU Bakersfield	90 71
21	A	Mississippi St.	57 51									287	H	UNCG	92 44
22	A	Kentucky	73 62									313	H	Winthrop	86 37
22	H	Kentucky	78 68												
LAST 12 Division I GAMES:															
19	H	Florida	86 71	55	A	Auburn	74 58	15	H	Texas A&M	59 58				
2	H	UConn	54 66	22	A	Kentucky	73 62	33	H	Missouri	83 58				
22	H	Kentucky	78 68	66	A	Vanderbilt	71 61	22	A	Kentucky	73 62				
15	A	Texas A&M	70 63	130	H	Arkansas	85 32								
157	H	Ole Miss	81 62												
21	A	Mississippi St.	57 51												

Non-Div I Games:

South Carolina

■ Loss,
 ■ Non-Conf, S Site,
 ■ Home
 ■ Away
 N Neutral

Average RPI Win: 308		WON-LOST	WINNING	LAST 10	STRENGTH OF	OPP. STRENGTH	TEAM	ADJ.	CONF.	ADJ CONF.
Average RPI Loss: 215		RECORD	PCT. RANK	GAMES	SCHEDULE	OF SCHEDULE	RPI	RPI	RPI	RPI
DIV. I ONLY		7- 12	245	4- 5	341	328	314	314	30	30
DIV. I NON-CONF.		2- 6	272	0- 2	309	219	298	298	30	30
TOTALS	RPI 1-25	RPI 26-50		W-L RECORDS		RPI 51-100	RPI 101-150	RPI 150+		
7- 12	0- 0	0- 0		OVERALL		0- 0	0- 2	7- 10		
4- 3	0- 0	0- 0		HOME		0- 0	0- 0	4- 3		
3- 8	0- 0	0- 0		AWAY		0- 0	0- 1	3- 7		
0- 1	0- 0	0- 0		NEUTRAL		0- 0	0- 1	0- 0		
2- 6	0- 0	0- 0		NON-CONFERENCE		0- 0	0- 2	2- 4		
1- 0	0- 0	0- 0		HOME		0- 0	0- 0	1- 0		
1- 5	0- 0	0- 0		AWAY		0- 0	0- 1	1- 4		
0- 1	0- 0	0- 0		NEUTRAL		0- 0	0- 1	0- 0		
5- 6	0- 0	0- 0		CONFERENCE		0- 0	0- 0	5- 6		
3- 3	0- 0	0- 0		HOME		0- 0	0- 0	3- 3		
2- 3	0- 0	0- 0		AWAY		0- 0	0- 0	2- 3		
0- 0	0- 0	0- 0		NEUTRAL		0- 0	0- 0	0- 0		

RPI 1-25				RPI 26-50				RPI 51-100				RPI 101+				Team's RPI: 314	
RPI	S	Opponent	Score	RPI	S	Opponent	Score	RPI	S	Opponent	Score	RPI	S	Opponent	Score		
												128	N	Central Ark.	38	51	
												150	A	UAB	38	71	
												159	A	Davidson	51	63	
												165	A	Hampton	50	63	
												167	A	Jacksonville	47	79	
												214	A	Furman	46	59	
												215	H	Morgan St.	56	62	
												236	A	Clemson	54	63	
												251	A	Bethune-Cookman	50	65	
												252	H	Coppin St.	67	63	
												274	H	N.C. A&T	54	57	
												299	A	Florida A&M	68	62	
												302	A	North Florida	53	48	
												303	H	Wofford	60	47	
												307	A	Delaware St.	61	79	
												307	H	Delaware St.	61	48	
												317	H	UMES	56	63	
												346	A	Norfolk St.	60	52	
												349	H	N.C. Central	58	51	
LAST 12 Division I GAMES:																	
				215	H	Morgan St.	56	62	307	H	Delaware St.	61	48				
				252	H	Coppin St.	67	63	274	H	N.C. A&T	54	57				
				307	A	Delaware St.	61	79	349	H	N.C. Central	58	51				
				165	A	Hampton	50	63	167	A	Jacksonville	47	79				
				346	A	Norfolk St.	60	52	128	N	Central Ark.	38	51				
				317	H	UMES	56	63	302	A	North Florida	53	48				

Non-Div I Games:	Morris	90	39	Southern Wesleyan	75	52
------------------	--------	----	----	-------------------	----	----

South Carolina St.

Loss, Non-Conf, S Site, H Home A Away N Neutral

Average RPI Win:	217	WON-LOST	WINNING	LAST 10	STRENGTH OF	OPP. STRENGTH	TEAM	ADJ.	CONF.	ADJ CONF.
Average RPI Loss:	86	RECORD	PCT. RANK	GAMES	SCHEDULE	OF SCHEDULE	RPI	RPI	RPI	RPI
DIV. I ONLY	18- 5	36	9- 1	263	108	82	82	18	18	
DIV. I NON-CONF.	8- 4	100	1- 0	197	12	86	86	19	19	
TOTALS	RPI 1-25	RPI 26-50	W-L RECORDS	RPI 51-100	RPI 101-150	RPI 150+				
18- 5	0- 0	0- 2	OVERALL	3- 1	2- 2	13- 0				
8- 1	0- 0	0- 1	HOME	2- 0	1- 0	5- 0				
9- 4	0- 0	0- 1	AWAY	1- 1	1- 2	7- 0				
1- 0	0- 0	0- 0	NEUTRAL	0- 0	0- 0	1- 0				
8- 4	0- 0	0- 2	NON-CONFERENCE	2- 1	1- 1	5- 0				
3- 1	0- 0	0- 1	HOME	2- 0	0- 0	1- 0				
4- 3	0- 0	0- 1	AWAY	0- 1	1- 1	3- 0				
1- 0	0- 0	0- 0	NEUTRAL	0- 0	0- 0	1- 0				
10- 1	0- 0	0- 0	CONFERENCE	1- 0	1- 1	8- 0				
5- 0	0- 0	0- 0	HOME	0- 0	1- 0	4- 0				
5- 1	0- 0	0- 0	AWAY	1- 0	0- 1	4- 0				
0- 0	0- 0	0- 0	NEUTRAL	0- 0	0- 0	0- 0				

RPI 1-25			RPI 26-50			RPI 51-100			Team's RPI: 82			RPI 101+			
RPI	S	Opponent	Score	RPI	S	Opponent	Score	RPI	S	Opponent	Score	RPI	S	Opponent	Score
				38	H	Washington	64 77	56	A	South Dakota St.	63 58	113	H	IUPUI	65 59
				46	A	Kansas St.	81 84	70	A	Utah	59 66	118	A	North Dakota	73 70
								85	H	Marquette	97 69	127	A	UNI	43 64
								99	H	Drake	92 87	148	A	Oral Roberts	56 60
												161	A	Illinois	85 76
												173	A	Fla. Atlantic	76 53
												203	A	San Jose St.	87 77
												226	A	Western Ill.	102 77
												244	N	Appalachian St.	87 60
												264	A	Omaha	70 55
												264	H	Omaha	82 76
												306	A	Denver	79 33
												306	H	Denver	85 60
												318	A	North Dakota St.	96 94
												318	H	North Dakota St.	80 54
												324	H	Portland St.	103 61
												332	H	IPFW	92 60
LAST 12 Division I GAMES:															
				264	A	Omaha	70 55	56	A	South Dakota St.	63 58				
				306	A	Denver	79 33	318	A	North Dakota St.	96 94				
				318	H	North Dakota St.	80 54	264	H	Omaha	82 76				
				226	A	Western Ill.	102 77	148	A	Oral Roberts	56 60				
				113	H	IUPUI	65 59	306	H	Denver	85 60				
				332	H	IPFW	92 60	161	A	Illinois	85 76				

Non-Div I Games: Dakota Wesleyan 94 54

South Dakota

Loss, Non-Conf, S Site, H Home A Away N Neutral

Average RPI Win:	201	WON-LOST	WINNING	LAST 10	STRENGTH OF	OPP. STRENGTH	TEAM	ADJ.	CONF.	ADJ CONF.
Average RPI Loss:	28	RECORD	PCT. RANK	GAMES	SCHEDULE	OF SCHEDULE	RPI	RPI	RPI	RPI
DIV. I ONLY	20- 4	18	9- 1	144	114	56	56	18	18	
DIV. I NON-CONF.	10- 3	61	1- 0	55	13	33	33	19	19	
TOTALS	RPI 1-25	RPI 26-50	W-L RECORDS	RPI 51-100	RPI 101-150	RPI 150+				
20- 4	1- 3	0- 0	OVERALL	0- 1	8- 0	11- 0				
11- 2	1- 1	0- 0	HOME	0- 1	4- 0	6- 0				
7- 1	0- 1	0- 0	AWAY	0- 0	2- 0	5- 0				
2- 1	0- 1	0- 0	NEUTRAL	0- 0	2- 0	0- 0				
10- 3	1- 3	0- 0	NON-CONFERENCE	0- 0	5- 0	4- 0				
6- 1	1- 1	0- 0	HOME	0- 0	2- 0	3- 0				
2- 1	0- 1	0- 0	AWAY	0- 0	1- 0	1- 0				
2- 1	0- 1	0- 0	NEUTRAL	0- 0	2- 0	0- 0				
10- 1	0- 0	0- 0	CONFERENCE	0- 1	3- 0	7- 0				
5- 1	0- 0	0- 0	HOME	0- 1	2- 0	3- 0				
5- 0	0- 0	0- 0	AWAY	0- 0	1- 0	4- 0				
0- 0	0- 0	0- 0	NEUTRAL	0- 0	0- 0	0- 0				

RPI 1-25				RPI 26-50				RPI 51-100				RPI 101+ Team's RPI: 56			
RPI	S	Opponent	Score	RPI	S	Opponent	Score	RPI	S	Opponent	Score	RPI	S	Opponent	Score
1	H	Notre Dame	64 75					82	H	South Dakota	58 63	113	H	IUPUI	68 66
11	N	Maryland	55 62									119	A	Creighton	53 51
17	A	Green Bay	57 58									127	H	UNI	89 86
18	H	DePaul	88 79									130	H	Arkansas	76 69
												144	N	Old Dominion	71 39
												146	N	Pittsburgh	55 54
												148	A	Oral Roberts	68 50
												148	H	Oral Roberts	60 48
												155	H	Northern Colo.	66 62
												183	H	Marist	77 68
												226	H	Western Ill.	85 63
												239	A	Bowling Green	58 45
												264	A	Omaha	65 47
												264	H	Omaha	68 58
												306	A	Denver	76 39
												318	A	North Dakota St.	81 63
												318	H	North Dakota St.	81 47
												324	H	Portland St.	74 65
												332	A	IPFW	61 42
LAST 12 Division I GAMES:															
148	H	Oral Roberts	60 48	82	H	South Dakota	58 63	332	A	IPFW	61 42	264	H	Omaha	68 58
318	H	North Dakota St.	81 47					318	A	North Dakota St.	81 63	306	A	Denver	76 39
264	A	Omaha	65 47					306	A	Denver	76 39	239	A	Bowling Green	58 45
148	A	Oral Roberts	68 50												
226	H	Western Ill.	85 63												
113	H	IUPUI	68 66												

Non-Div I Games:

South Dakota St.

Average RPI Win:	153	WON-LOST	WINNING	LAST 10	STRENGTH OF	OPP. STRENGTH	TEAM	ADJ.	CONF.	ADJ CONF.
Average RPI Loss:	39	RECORD	PCT. RANK	GAMES	SCHEDULE	OF SCHEDULE	RPI	RPI	RPI	RPI
DIV. I ONLY	17- 6	49	2- 2	69	44	41	41	8	8	
DIV. I NON-CONF.	7- 3	91	0- 1	12	11	22	22	7	7	
TOTALS	RPI 1-25	RPI 26-50	W-L RECORDS	RPI 51-100	RPI 101-150	RPI 150+				
17- 6	1- 3	0- 1	OVERALL	4- 1	2- 1	10- 0				
13- 1	1- 1	0- 0	HOME	3- 0	2- 0	7- 0				
4- 4	0- 1	0- 0	AWAY	1- 1	0- 0	3- 0				
0- 1	0- 1	0- 0	NEUTRAL	0- 0	0- 0	0- 0				
7- 3	1- 2	0- 1	NON-CONFERENCE	2- 0	2- 0	2- 0				
7- 0	1- 0	0- 0	HOME	2- 0	2- 0	2- 0				
0- 2	0- 1	0- 1	AWAY	0- 0	0- 0	0- 0				
0- 1	0- 1	0- 0	NEUTRAL	0- 0	0- 0	0- 0				
10- 3	0- 1	0- 0	CONFERENCE	2- 1	0- 1	8- 0				
6- 1	0- 1	0- 0	HOME	1- 0	0- 0	5- 0				
4- 2	0- 0	0- 0	AWAY	1- 1	0- 1	3- 0				
0- 0	0- 0	0- 0	NEUTRAL	0- 0	0- 0	0- 0				

RPI 1-25				RPI 26-50				Team's RPI: 41				RPI 51-100				RPI 101+			
RPI	S	Opponent	Score	RPI	S	Opponent	Score	RPI	S	Opponent	Score	RPI	S	Opponent	Score	RPI	S	Opponent	Score
2	H	UConn	59 75	30	A	St. John's (NY)	70 74	57	H	Chattanooga	61 33	115	A	Memphis	87 88				
4	A	Baylor	63 66					60	A	Temple	66 68	131	H	Penn St.	101 79				
16	H	Oklahoma St.	68 46					83	A	Tulane	71 67	142	H	Harvard	86 59				
21	N	Mississippi St.	58 68					83	H	Tulane	77 65	158	A	SMU	66 48				
								84	H	Drexel	73 58	158	H	SMU	83 56				
												167	H	Jacksonville	74 52				
												171	A	East Carolina	61 59				
												171	H	East Carolina	75 54				
												192	H	Butler	87 77				
												208	H	Cincinnati	82 49				
												256	H	Houston	73 49				
												262	A	UCF	88 49				
												262	H	UCF	108 63				
LAST 12 Division I GAMES:																			
4	A	Baylor	63 66	262	A	UCF	88 49												
83	H	Tulane	77 65	115	A	Memphis	87 88												
60	A	Temple	66 68	171	H	East Carolina	75 54												
208	H	Cincinnati	82 49	83	A	Tulane	71 67												
158	A	SMU	66 48	2	H	UConn	59 75												
256	H	Houston	73 49	158	H	SMU	83 56												

Non-Div I Games:

South Fla.

■ Loss,
 ■ Non-Conf,
 ■ S Site,
 ■ Home
 ■ A Away
 N Neutral

Average RPI Win:	273	WON-LOST	WINNING	LAST 10	STRENGTH OF	OPP. STRENGTH	TEAM	ADJ.	CONF.	ADJ CONF.
Average RPI Loss:	140	RECORD	PCT. RANK	GAMES	SCHEDULE	OF SCHEDULE	RPI	RPI	RPI	RPI
DIV. I ONLY	12- 11	161	2- 4	242	302	196	196	24	24	
DIV. I NON-CONF.	5- 6	180	0- 1	204	331	192	192	23	23	
TOTALS	RPI 1-25	RPI 26-50	W-L RECORDS	RPI 51-100	RPI 101-150	RPI 150+				
12- 11	0- 0	0- 1	OVERALL	0- 4	1- 2	11- 4				
6- 3	0- 0	0- 0	HOME	0- 1	1- 2	5- 0				
6- 6	0- 0	0- 1	AWAY	0- 2	0- 0	6- 3				
0- 2	0- 0	0- 0	NEUTRAL	0- 1	0- 0	0- 1				
5- 6	0- 0	0- 1	NON-CONFERENCE	0- 2	0- 2	5- 1				
1- 2	0- 0	0- 0	HOME	0- 0	0- 2	1- 0				
4- 2	0- 0	0- 1	AWAY	0- 1	0- 0	4- 0				
0- 2	0- 0	0- 0	NEUTRAL	0- 1	0- 0	0- 1				
7- 5	0- 0	0- 0	CONFERENCE	0- 2	1- 0	6- 3				
5- 1	0- 0	0- 0	HOME	0- 1	1- 0	4- 0				
2- 4	0- 0	0- 0	AWAY	0- 1	0- 0	2- 3				
0- 0	0- 0	0- 0	NEUTRAL	0- 0	0- 0	0- 0				

RPI S	Opponent	Score	RPI S	Opponent	Score	RPI S	Opponent	Score	RPI S	Opponent	Score	Team's RPI: 196
			33 A	Missouri	32 74	74 N	UC Riverside	67 85	107 H	Belmont	81 74	
						77 A	Saint Louis	52 67	128 H	Central Ark.	54 63	
						86 A	UT Martin	65 95	139 H	Southern Ill.	72 87	
						86 H	UT Martin	74 84	172 A	SIUE	73 80	
									200 N	Idaho St.	64 65	
									207 A	Eastern Ky.	55 56	
									226 A	Western Ill.	89 84	
									266 H	Tennessee St.	75 65	
									272 A	Tennessee Tech	60 57	
									275 H	Jacksonville St.	61 47	
									276 H	Murray St.	96 59	
									281 H	Austin Peay	71 69	
									293 A	Wichita St.	66 62	
									294 A	Morehead St.	89 79	
									308 H	UMKC	78 65	
									335 A	Lipscomb	84 69	
									336 A	Eastern Ill.	59 64	
									345 A	Alabama A&M	69 58	
LAST 12 Division I GAMES:												
			74 N	UC Riverside	67 85	172 A	SIUE	73 80				
			86 A	UT Martin	65 95	272 A	Tennessee Tech	60 57				
			336 A	Eastern Ill.	59 64	275 H	Jacksonville St.	61 47				
			276 H	Murray St.	96 59	207 A	Eastern Ky.	55 56				
			281 H	Austin Peay	71 69	294 A	Morehead St.	89 79				
			86 H	UT Martin	74 84	266 H	Tennessee St.	75 65				

Non-Div I Games: Harris-Stowe 78 66 William Woods 94 58

Southeast Mo. St.

Loss, Non-Conf, S Site, H Home A Away N Neutral

Average RPI Win:	272	WON-LOST	WINNING	LAST 10	STRENGTH OF	OPP. STRENGTH	TEAM	ADJ.	CONF.	ADJ CONF.
Average RPI Loss:	171	RECORD	PCT. RANK	GAMES	SCHEDULE	OF SCHEDULE	RPI	RPI	RPI	RPI
DIV. I ONLY	3- 19	333	1- 9	161	271	305	305	27	27	
DIV. I NON-CONF.	1- 10	330	0- 1	120	228	276	276	26	26	
TOTALS	RPI 1-25	RPI 26-50	W-L RECORDS	RPI 51-100	RPI 101-150	RPI 150+				
3- 19	0- 1	0- 0	OVERALL	0- 3	0- 6	3- 9				
2- 7	0- 0	0- 0	HOME	0- 2	0- 0	2- 5				
1- 12	0- 1	0- 0	AWAY	0- 1	0- 6	1- 4				
0- 0	0- 0	0- 0	NEUTRAL	0- 0	0- 0	0- 0				
1- 10	0- 1	0- 0	NON-CONFERENCE	0- 2	0- 4	1- 3				
0- 4	0- 0	0- 0	HOME	0- 1	0- 0	0- 3				
1- 6	0- 1	0- 0	AWAY	0- 1	0- 4	1- 0				
0- 0	0- 0	0- 0	NEUTRAL	0- 0	0- 0	0- 0				
2- 9	0- 0	0- 0	CONFERENCE	0- 1	0- 2	2- 6				
2- 3	0- 0	0- 0	HOME	0- 1	0- 0	2- 2				
0- 6	0- 0	0- 0	AWAY	0- 0	0- 2	0- 4				
0- 0	0- 0	0- 0	NEUTRAL	0- 0	0- 0	0- 0				

RPI 1-25				RPI 26-50				RPI 51-100				RPI 101+ Team's RPI: 305			
RPI	S	Opponent	Score	RPI	S	Opponent	Score	RPI	S	Opponent	Score	RPI	S	Opponent	Score
21	A	Mississippi St.	41 81					55	H	Auburn	68 80	101	A	Wright St.	72 106
								63	H	Abilene Christian	72 88	128	A	Central Ark.	58 80
								80	A	Georgia Tech	49 102	130	A	Arkansas	53 97
												133	A	Texas Tech	51 113
												134	A	Northwestern St.	62 82
												136	A	Xavier	27 67
												170	A	McNeese St.	79 96
												170	H	McNeese St.	74 83
												186	H	Troy	90 100
												234	A	Houston Baptist	56 64
												237	H	Stephen F. Austin	65 56
												240	A	Sam Houston St.	56 80
												280	H	Lamar	73 66
												288	H	La.-Monroe	84 88
												299	A	Florida A&M	62 57
												321	A	A&M-Corpus Christi	67 69
												322	H	Incarinate Word	66 70
												328	H	Jackson St.	72 79
LAST 12 Division I GAMES:															
170	H	McNeese St.	74 83	322	H	Incarinate Word	66 70								
63	H	Abilene Christian	72 88	280	H	Lamar	73 66								
128	A	Central Ark.	58 80	234	A	Houston Baptist	56 64								
134	A	Northwestern St.	62 82	240	A	Sam Houston St.	56 80								
170	A	McNeese St.	79 96	237	H	Stephen F. Austin	65 56								
321	A	A&M-Corpus Christi	67 69	21	A	Mississippi St.	41 81								

Non-Div I Games:

Southeastern La.

■ Loss,
 ■ Non-Conf,
 ■ S Site,
 ■ Home
 ■ A Away
 N Neutral

Average RPI Win:	137	WON-LOST	WINNING	LAST 10	STRENGTH OF	OPP. STRENGTH	TEAM	ADJ.	CONF.	ADJ CONF.
Average RPI Loss:	45	RECORD	PCT. RANK	GAMES	SCHEDULE	OF SCHEDULE	RPI	RPI	RPI	RPI
DIV. I ONLY	16- 7	72	5- 5	17	57	25	25	1	1	
DIV. I NON-CONF.	11- 0	1	0- 0	47	309	6	6	1	1	
TOTALS	RPI 1-25	RPI 26-50	W-L RECORDS	RPI 51-100	RPI 101-150	RPI 150+				
16- 7	1- 4	1- 1	OVERALL	6- 1	2- 0	6- 1				
10- 2	1- 2	0- 0	HOME	4- 0	0- 0	5- 0				
3- 5	0- 2	0- 1	AWAY	2- 1	1- 0	0- 1				
3- 0	0- 0	1- 0	NEUTRAL	0- 0	1- 0	1- 0				
11- 0	0- 0	1- 0	NON-CONFERENCE	3- 0	1- 0	6- 0				
7- 0	0- 0	0- 0	HOME	2- 0	0- 0	5- 0				
1- 0	0- 0	0- 0	AWAY	1- 0	0- 0	0- 0				
3- 0	0- 0	1- 0	NEUTRAL	0- 0	1- 0	1- 0				
5- 7	1- 4	0- 1	CONFERENCE	3- 1	1- 0	0- 1				
3- 2	1- 2	0- 0	HOME	2- 0	0- 0	0- 0				
2- 5	0- 2	0- 1	AWAY	1- 1	1- 0	0- 1				
0- 0	0- 0	0- 0	NEUTRAL	0- 0	0- 0	0- 0				

RPI	S	Opponent	Score	RPI	S	Opponent	Score	RPI	S	Opponent	Score	RPI	S	Opponent	Score
6	H	Stanford	47 57	36	N	West Virginia	78 67	52	H	Albany (NY)	68 67	106	A	Arizona	67 57
7	H	Oregon St.	49 57	38	A	Washington	60 69	54	H	Santa Clara	81 46	112	N	Iona	76 56
9	A	Arizona St.	68 69					61	H	Oregon	74 67	154	H	Long Beach St.	69 43
10	A	UCLA	73 78					68	A	Washington St.	61 73	180	A	Colorado	63 66
10	H	UCLA	71 68					70	A	Utah	70 59	193	H	UNLV	73 42
								73	H	California	61 47	229	N	Grand Canyon	75 44
								87	A	Gonzaga	60 56	299	H	Florida A&M	88 45
												326	H	UC Irvine	75 56
												331	H	Southern Utah	71 32
LAST 12 Division I GAMES:															
9	A	Arizona St.	68 69	38	A	Washington	60 69								
106	A	Arizona	67 57	68	A	Washington St.	61 73								
180	A	Colorado	63 66	10	H	UCLA	71 68								
70	A	Utah	70 59	61	H	Oregon	74 67								
73	H	California	61 47	7	H	Oregon St.	49 57								
6	H	Stanford	47 57	10	A	UCLA	73 78								

Non-Div I Games: Hope Int'l 92 43

Southern California

Loss, Non-Conf, S Site, H Home A Away N Neutral

Average RPI Win: 234	WON-LOST	WINNING	LAST 10	STRENGTH OF	OPP. STRENGTH	TEAM	ADJ.	CONF.	ADJ CONF.
Average RPI Loss: 134	RECORD	PCT. RANK	GAMES	SCHEDULE	OF SCHEDULE	RPI	RPI	RPI	RPI
DIV. I ONLY	14- 9	113	2- 1	206	216	139	139	21	21
DIV. I NON-CONF.	7- 5	135	1- 0	122	232	119	119	17	17
TOTALS	RPI 1-25	RPI 26-50	W-L RECORDS	RPI 51-100	RPI 101-150	RPI 150+			
14- 9	0- 1	0- 0	OVERALL	1- 2	2- 2	11- 4			
8- 3	0- 0	0- 0	HOME	0- 1	0- 1	8- 1			
6- 6	0- 1	0- 0	AWAY	1- 1	2- 1	3- 3			
0- 0	0- 0	0- 0	NEUTRAL	0- 0	0- 0	0- 0			
7- 5	0- 1	0- 0	NON-CONFERENCE	0- 1	1- 2	6- 1			
4- 2	0- 0	0- 0	HOME	0- 1	0- 1	4- 0			
3- 3	0- 1	0- 0	AWAY	0- 0	1- 1	2- 1			
0- 0	0- 0	0- 0	NEUTRAL	0- 0	0- 0	0- 0			
7- 4	0- 0	0- 0	CONFERENCE	1- 1	1- 0	5- 3			
4- 1	0- 0	0- 0	HOME	0- 0	0- 0	4- 1			
3- 3	0- 0	0- 0	AWAY	1- 1	1- 0	1- 2			
0- 0	0- 0	0- 0	NEUTRAL	0- 0	0- 0	0- 0			

RPI 1-25				RPI 26-50				RPI 51-100				RPI 101+ Team's RPI: 139			
RPI	S	Opponent	Score	RPI	S	Opponent	Score	RPI	S	Opponent	Score	RPI	S	Opponent	Score
18	A	DePaul	61 105					86	H	UT Martin	63 70	115	A	Memphis	58 61
								88	A	Missouri St.	77 82	126	A	Mercer	55 52
								99	A	Drake	77 67	127	A	UNI	65 60
												135	H	Marshall	55 61
												156	A	Loyola Chicago	59 83
												156	H	Loyola Chicago	68 69
												161	A	Illinois	64 78
												172	H	SIUE	71 57
												196	A	Southeast Mo. St.	87 72
												221	H	Siena	73 54
												242	H	Indiana St.	76 64
												266	H	Tennessee St.	79 70
												276	A	Murray St.	70 57
												293	A	Wichita St.	48 57
												294	H	Morehead St.	102 69
												312	H	Illinois St.	76 71
												316	A	Bradley	65 51
												316	H	Bradley	75 49
												319	H	Evansville	74 56
LAST 12 Division I GAMES:															
266	H	Tennessee St.	79 70	293	A	Wichita St.	48 57								
316	A	Bradley	65 51	319	H	Evansville	74 56								
156	A	Loyola Chicago	59 83	156	H	Loyola Chicago	68 69								
312	H	Illinois St.	76 71	316	H	Bradley	75 49								
242	H	Indiana St.	76 64	127	A	UNI	65 60								
88	A	Missouri St.	77 82	99	A	Drake	77 67								

Non-Div I Games:

Southern Ill.

■ Loss,
 ■ Non-Conf,
 ■ S Site,
 ■ Home
 ■ A Away
 N Neutral

Average RPI Win: 226	WON-LOST	WINNING	LAST 10	STRENGTH OF	OPP. STRENGTH	TEAM	ADJ.	CONF.	ADJ CONF.
Average RPI Loss: 99	RECORD	PCT. RANK	GAMES	SCHEDULE	OF SCHEDULE	RPI	RPI	RPI	RPI
DIV. I ONLY	11- 10	156	1- 2	170	109	152	152	11	11
DIV. I NON-CONF.	6- 4	125	1- 1	102	142	104	104	10	10
TOTALS	RPI 1-25	RPI 26-50	W-L RECORDS	RPI 51-100	RPI 101-150	RPI 150+			
11- 10	0- 2	0- 1	OVERALL	0- 2	1- 3	10- 2			
10- 0	0- 0	0- 0	HOME	0- 0	1- 0	9- 0			
1- 9	0- 2	0- 1	AWAY	0- 2	0- 2	1- 2			
0- 1	0- 0	0- 0	NEUTRAL	0- 0	0- 1	0- 0			
6- 4	0- 2	0- 0	NON-CONFERENCE	0- 1	1- 1	5- 0			
5- 0	0- 0	0- 0	HOME	0- 0	1- 0	4- 0			
1- 3	0- 2	0- 0	AWAY	0- 1	0- 0	1- 0			
0- 1	0- 0	0- 0	NEUTRAL	0- 0	0- 1	0- 0			
5- 6	0- 0	0- 1	CONFERENCE	0- 1	0- 2	5- 2			
5- 0	0- 0	0- 0	HOME	0- 0	0- 0	5- 0			
0- 6	0- 0	0- 1	AWAY	0- 1	0- 2	0- 2			
0- 0	0- 0	0- 0	NEUTRAL	0- 0	0- 0	0- 0			

RPI 1-25				RPI 26-50				RPI 51-100				RPI 101+ Team's RPI: 152			
RPI	S	Opponent	Score	RPI	S	Opponent	Score	RPI	S	Opponent	Score	RPI	S	Opponent	Score
4	A	Baylor	42 97	31	A	UTEP	64 72	57	A	Chattanooga	48 53	103	N	North Carolina	62 69
21	A	Mississippi St.	65 78					90	A	Charlotte	59 80	122	H	Samford	56 48
												144	A	Old Dominion	45 53
												150	A	UAB	49 53
												157	H	Ole Miss	57 38
												168	A	Louisiana Tech	37 72
												168	H	Louisiana Tech	69 59
												173	H	Fla. Atlantic	89 80
												205	H	South Ala.	71 51
												212	H	North Texas	57 38
												224	A	UTSA	41 47
												245	H	Rice	68 62
												272	A	Tennessee Tech	69 57
												284	H	Alabama St.	65 44
												298	H	FIU	82 55
												347	H	Mississippi Val.	71 55
LAST 12 Division I GAMES:															
122	H	Samford	56 48	31	A	UTEP	64 72	168	A	Louisiana Tech	37 72				
57	A	Chattanooga	48 53	298	H	FIU	82 55	173	H	Fla. Atlantic	89 80				
150	A	UAB	49 53	144	A	Old Dominion	45 53	90	A	Charlotte	59 80				
245	H	Rice	68 62												
212	H	North Texas	57 38												
224	A	UTSA	41 47												

Non-Div I Games: William Carey 75 34

Southern Miss.

Average RPI Win:	301	WON-LOST	WINNING	LAST 10	STRENGTH OF	OPP. STRENGTH	TEAM	ADJ.	CONF.	ADJ CONF.
Average RPI Loss:	119	RECORD	PCT. RANK	GAMES	SCHEDULE	OF SCHEDULE	RPI	RPI	RPI	RPI
DIV. I ONLY	9- 9	171	8- 2	230	295	177	177	32	32	
DIV. I NON-CONF.	1- 6	311	0- 1	15	4	179	179	31	31	
TOTALS	RPI 1-25	RPI 26-50	W-L RECORDS	RPI 51-100	RPI 101-150	RPI 150+				
9- 9	0- 2	0- 1	OVERALL	0- 3	0- 0	9- 3				
5- 1	0- 0	0- 0	HOME	0- 0	0- 0	5- 1				
4- 8	0- 1	0- 1	AWAY	0- 3	0- 0	4- 2				
0- 0	0- 0	0- 0	NEUTRAL	0- 0	0- 0	0- 0				
1- 6	0- 2	0- 1	NON-CONFERENCE	0- 3	0- 0	1- 0				
1- 0	0- 0	0- 0	HOME	0- 0	0- 0	1- 0				
0- 6	0- 2	0- 1	AWAY	0- 3	0- 0	0- 0				
0- 0	0- 0	0- 0	NEUTRAL	0- 0	0- 0	0- 0				
8- 3	0- 0	0- 0	CONFERENCE	0- 0	0- 0	8- 3				
4- 1	0- 0	0- 0	HOME	0- 0	0- 0	4- 1				
4- 2	0- 0	0- 0	AWAY	0- 0	0- 0	4- 2				
0- 0	0- 0	0- 0	NEUTRAL	0- 0	0- 0	0- 0				

RPI 1-25				RPI 26-50				RPI 51-100				RPI 101+ Team's RPI: 177			
RPI	S	Opponent	Score	RPI	S	Opponent	Score	RPI	S	Opponent	Score	RPI	S	Opponent	Score
11	A	Maryland	61 94	46	A	Kansas St.	47 59	75	A	Nebraska	38 89	205	H	South Ala.	50 45
15	A	Texas A&M	47 88					83	A	Tulane	48 77	230	A	Grambling	52 65
								95	A	Iowa St.	46 86	230	H	Grambling	80 68
												233	A	Texas Southern	45 59
												271	A	Prairie View	65 55
												284	H	Alabama St.	59 60
												320	H	Alcorn	66 57
												328	A	Jackson St.	66 57
												328	H	Jackson St.	84 57
												334	A	Ark.-Pine Bluff	78 61
												345	H	Alabama A&M	77 38
												347	A	Mississippi Val.	99 36
LAST 12 Division I GAMES:															
328	A	Jackson St.	66 57	334	A	Ark.-Pine Bluff	78 61								
230	A	Grambling	52 65	328	H	Jackson St.	84 57								
320	H	Alcorn	66 57	230	H	Grambling	80 68								
345	H	Alabama A&M	77 38	271	A	Prairie View	65 55								
284	H	Alabama St.	59 60	233	A	Texas Southern	45 59								
347	A	Mississippi Val.	99 36	83	A	Tulane	48 77								

Non-Div I Games: Tougaloo 81 48 Spring Hill 65 46

Southern U.

Loss, Non-Conf, S Site, H Home A Away N Neutral

Southern Utah

Through Games Of Feb. 11, 2016

Average RPI Win:	313	WON-LOST	WINNING	LAST 10	STRENGTH OF	OPP. STRENGTH	TEAM	ADJ.	CONF.	ADJ CONF.
Average RPI Loss:	181	RECORD	PCT. RANK	GAMES	SCHEDULE	OF SCHEDULE	RPI	RPI	RPI	RPI
DIV. I ONLY	2- 20	342	0- 10	173	290	331	331	19	19	
DIV. I NON-CONF.	2- 8	290	0- 0	285	259	330	330	21	21	
TOTALS	RPI 1-25	RPI 26-50	W-L RECORDS	RPI 51-100	RPI 101-150	RPI 150+				
2- 20	0- 1	0- 0	OVERALL	0- 2	0- 3	2- 14				
2- 6	0- 0	0- 0	HOME	0- 0	0- 1	2- 5				
0- 13	0- 1	0- 0	AWAY	0- 2	0- 2	0- 8				
0- 1	0- 0	0- 0	NEUTRAL	0- 0	0- 0	0- 1				
2- 8	0- 1	0- 0	NON-CONFERENCE	0- 2	0- 0	2- 5				
2- 1	0- 0	0- 0	HOME	0- 0	0- 0	2- 1				
0- 6	0- 1	0- 0	AWAY	0- 2	0- 0	0- 3				
0- 1	0- 0	0- 0	NEUTRAL	0- 0	0- 0	0- 1				
0- 12	0- 0	0- 0	CONFERENCE	0- 0	0- 3	0- 9				
0- 5	0- 0	0- 0	HOME	0- 0	0- 1	0- 4				
0- 7	0- 0	0- 0	AWAY	0- 0	0- 2	0- 5				
0- 0	0- 0	0- 0	NEUTRAL	0- 0	0- 0	0- 0				

RPI 1-25				RPI 26-50				RPI 51-100				RPI 101+ Team's RPI: 331			
RPI	S	Opponent	Score	RPI	S	Opponent	Score	RPI	S	Opponent	Score	RPI	S	Opponent	Score
25	A	Southern California	32 71					94	A	TCU	47 76	118	A	North Dakota	56 68
								98	A	New Mexico St.	60 74	147	A	Idaho	48 93
												147	H	Idaho	51 62
												155	A	Northern Colo.	44 64
												162	A	Montana St.	59 86
												181	A	New Mexico	48 70
												188	A	Eastern Wash.	53 64
												188	H	Eastern Wash.	82 85
												191	H	Weber St.	51 69
												193	A	UNLV	44 79
												200	H	Idaho St.	67 71
												219	A	Montana	60 66
												219	H	Montana	50 81
												220	A	Utah Valley	58 70
												267	A	Northern Ariz.	48 57
												274	N	N.C. A&T	65 78
												285	H	CSUN	67 65
												326	H	UC Irvine	58 63
												341	H	Air Force	75 56
LAST 12 Division I GAMES:															
219	H	Montana	50 81	155	A	Northern Colo.	44 64								
188	A	Eastern Wash.	53 64	147	H	Idaho	51 62								
147	A	Idaho	48 93	188	H	Eastern Wash.	82 85								
191	H	Weber St.	51 69	267	A	Northern Ariz.	48 57								
200	H	Idaho St.	67 71	219	A	Montana	60 66								
118	A	North Dakota	56 68	162	A	Montana St.	59 86								

Non-Div I Games:

Southern Utah

■ Loss,
 ■ Non-Conf,
 ■ S Site,
 ■ Home
 ■ A Away
 N Neutral

Average RPI Win:	162	WON-LOST	WINNING	LAST 10	STRENGTH OF	OPP. STRENGTH	TEAM	ADJ.	CONF.	ADJ CONF.
Average RPI Loss:	56	RECORD	PCT. RANK	GAMES	SCHEDULE	OF SCHEDULE	RPI	RPI	RPI	RPI
DIV. I ONLY	20- 4	18	3- 2	108	85	28	28	7	7	
DIV. I NON-CONF.	11- 2	28	0- 1	155	87	38	38	8	8	
TOTALS	RPI 1-25	RPI 26-50	W-L RECORDS	RPI 51-100	RPI 101-150	RPI 150+				
20- 4	0- 2	1- 0	OVERALL	3- 2	5- 0	11- 0				
14- 0	0- 0	0- 0	HOME	3- 0	4- 0	7- 0				
6- 4	0- 1	1- 0	AWAY	0- 2	1- 0	4- 0				
0- 0	0- 0	0- 0	NEUTRAL	0- 0	0- 0	0- 0				
11- 2	0- 1	0- 0	NON-CONFERENCE	1- 1	5- 0	5- 0				
8- 0	0- 0	0- 0	HOME	1- 0	4- 0	3- 0				
3- 2	0- 1	0- 0	AWAY	0- 1	1- 0	2- 0				
0- 0	0- 0	0- 0	NEUTRAL	0- 0	0- 0	0- 0				
9- 2	0- 1	1- 0	CONFERENCE	2- 1	0- 0	6- 0				
6- 0	0- 0	0- 0	HOME	2- 0	0- 0	4- 0				
3- 2	0- 1	1- 0	AWAY	0- 1	0- 0	2- 0				
0- 0	0- 0	0- 0	NEUTRAL	0- 0	0- 0	0- 0				

RPI 1-25				RPI 26-50				Team's RPI: 28				RPI 51-100				RPI 101+			
RPI	S	Opponent	Score	RPI	S	Opponent	Score	RPI	S	Opponent	Score	RPI	S	Opponent	Score	RPI	S	Opponent	Score
18	A	DePaul	54 77	48	A	Dayton	59 54	51	H	James Madison	56 45	105	H	Georgetown	69 54				
23	A	Duquesne	62 74					77	H	Saint Louis	80 59	108	H	Toledo	74 63				
								84	A	Drexel	46 58	124	A	Stony Brook	73 68				
								93	H	Saint Joseph's	65 51	131	H	Penn St.	70 60				
								97	A	VCU	47 52	137	H	Buffalo	59 32				
												159	A	Davidson	59 47				
												160	H	Fordham	55 41				
												174	H	Detroit	84 73				
												176	H	George Mason	70 55				
												182	A	Rhode Island	69 56				
												217	A	Canisius	59 47				
												221	H	Siena	57 40				
												222	H	Richmond	66 43				
												261	H	Massachusetts	66 41				
												290	H	Niagara	67 55				
												296	A	Colgate	62 38				
LAST 12 Division I GAMES:																			
84	A	Drexel	46 58	48	A	Dayton	59 54	176	H	George Mason	70 55								
77	H	Saint Louis	80 59	159	A	Davidson	59 47	261	H	Massachusetts	66 41								
97	A	VCU	47 52	160	H	Fordham	55 41	182	A	Rhode Island	69 56								
222	H	Richmond	66 43																
93	H	Saint Joseph's	65 51																
23	A	Duquesne	62 74																

Non-Div I Games:

St. Bonaventure

Average RPI Win:	304	WON-LOST	WINNING	LAST 10	STRENGTH OF	OPP. STRENGTH	TEAM	ADJ.	CONF.	ADJ CONF.
Average RPI Loss:	251	RECORD	PCT. RANK	GAMES	SCHEDULE	OF SCHEDULE	RPI	RPI	RPI	RPI
DIV. I ONLY	5- 18	303	2- 8	343	346	344	344	31	31	
DIV. I NON-CONF.	3- 8	258	0- 0	332	319	326	326	32	32	
TOTALS	RPI 1-25	RPI 26-50	W-L RECORDS	RPI 51-100	RPI 101-150	RPI 150+				
5- 18	0- 0	0- 0	OVERALL	0- 2	0- 1	5- 15				
2- 7	0- 0	0- 0	HOME	0- 1	0- 0	2- 6				
2- 10	0- 0	0- 0	AWAY	0- 1	0- 0	2- 9				
1- 1	0- 0	0- 0	NEUTRAL	0- 0	0- 1	1- 0				
3- 8	0- 0	0- 0	NON-CONFERENCE	0- 2	0- 1	3- 5				
1- 2	0- 0	0- 0	HOME	0- 1	0- 0	1- 1				
1- 5	0- 0	0- 0	AWAY	0- 1	0- 0	1- 4				
1- 1	0- 0	0- 0	NEUTRAL	0- 0	0- 1	1- 0				
2- 10	0- 0	0- 0	CONFERENCE	0- 0	0- 0	2- 10				
1- 5	0- 0	0- 0	HOME	0- 0	0- 0	1- 5				
1- 5	0- 0	0- 0	AWAY	0- 0	0- 0	1- 5				
0- 0	0- 0	0- 0	NEUTRAL	0- 0	0- 0	0- 0				

RPI 1-25				RPI 26-50				RPI 51-100				RPI 101+ Team's RPI: 344			
RPI	S	Opponent	Score	RPI	S	Opponent	Score	RPI	S	Opponent	Score	RPI	S	Opponent	Score
								72	H	Army West Point	35 74	105	N	Georgetown	52 74
								80	A	Georgia Tech	51 89	189	H	Robert Morris	53 62
												213	H	Bryant	42 70
												232	A	Manhattan	53 61
												255	H	Loyola Maryland	64 54
												259	A	Sacred Heart	55 63
												259	H	Sacred Heart	51 68
												273	A	Monmouth	54 63
												277	A	Central Conn. St.	61 65
												279	H	Saint Francis (PA)	76 83
												286	A	Vermont	59 55
												291	H	Rider	59 71
												310	A	Fairleigh Dickinson	61 65
												310	H	Fairleigh Dickinson	88 78
												325	A	LIU Brooklyn	71 51
												330	A	Lafayette	59 77
												333	A	Saint Peter's	40 44
												338	A	Mt. St. Mary's	56 66
												342	A	Wagner	53 70
												342	H	Wagner	78 82
												346	N	Norfolk St.	59 55
LAST 12 Division I GAMES:															
310	H	Fairleigh Dickinson	88 78	213	H	Bryant	42 70								
259	A	Sacred Heart	55 63	259	H	Sacred Heart	51 68								
342	H	Wagner	78 82	279	H	Saint Francis (PA)	76 83								
277	A	Central Conn. St.	61 65	189	H	Robert Morris	53 62								
342	A	Wagner	53 70	338	A	Mt. St. Mary's	56 66								
325	A	LIU Brooklyn	71 51	310	A	Fairleigh Dickinson	61 65								

Non-Div I Games:

St. Francis Brooklyn

Average RPI Win:	150	WON-LOST	WINNING	LAST 10	STRENGTH OF	OPP. STRENGTH	TEAM	ADJ.	CONF.	ADJ CONF.
Average RPI Loss:	36	RECORD	PCT. RANK	GAMES	SCHEDULE	OF SCHEDULE	RPI	RPI	RPI	RPI
DIV. I ONLY	17- 6	49	6- 4	75	37	30	30	6	6	
DIV. I NON-CONF.	9- 2	37	0- 0	135	45	27	27	6	6	
TOTALS	RPI 1-25	RPI 26-50	W-L RECORDS	RPI 51-100	RPI 101-150	RPI 150+				
17- 6	0- 4	4- 0	OVERALL	1- 2	4- 0	8- 0				
9- 1	0- 1	2- 0	HOME	1- 0	2- 0	4- 0				
8- 5	0- 3	2- 0	AWAY	0- 2	2- 0	4- 0				
0- 0	0- 0	0- 0	NEUTRAL	0- 0	0- 0	0- 0				
9- 2	0- 2	2- 0	NON-CONFERENCE	0- 0	1- 0	6- 0				
5- 0	0- 0	1- 0	HOME	0- 0	1- 0	3- 0				
4- 2	0- 2	1- 0	AWAY	0- 0	0- 0	3- 0				
0- 0	0- 0	0- 0	NEUTRAL	0- 0	0- 0	0- 0				
8- 4	0- 2	2- 0	CONFERENCE	1- 2	3- 0	2- 0				
4- 1	0- 1	1- 0	HOME	1- 0	1- 0	1- 0				
4- 3	0- 1	1- 0	AWAY	0- 2	2- 0	1- 0				
0- 0	0- 0	0- 0	NEUTRAL	0- 0	0- 0	0- 0				

RPI 1-25				RPI 26-50				Team's RPI: 30		RPI 51-100				RPI 101+									
RPI	S	Opponent	Score	RPI	S	Opponent	Score			RPI	S	Opponent	Score	RPI	S	Opponent	Score						
10	A	UCLA	58 73	26	A	Seton Hall	72 64			62	A	Villanova	54 58	105	A	Georgetown	65 60						
18	A	DePaul	71 77	26	H	Seton Hall	71 69			85	A	Marquette	64 67	109	H	Yale	69 56						
18	H	DePaul	61 71	40	A	Rutgers	69 62			85	H	Marquette	81 77	119	A	Creighton	66 55						
23	A	Duquesne	57 76	41	H	South Fla.	74 70							136	H	Xavier	57 41						
																		183	H	Marist	61 47		
																		190	A	Kansas	86 71		
																		192	H	Butler	68 41		
																		210	H	Fairfield	73 54		
																		248	A	Providence	80 61		
																		259	H	Sacred Heart	67 54		
																		262	A	UCF	70 42		
																		326	A	UC Irvine	85 63		
																		LAST 12 Division I GAMES:					
				26	A	Seton Hall	72 64		105	A	Georgetown	65 60											
				18	A	DePaul	71 77		26	H	Seton Hall	71 69											
				85	A	Marquette	64 67		85	H	Marquette	81 77											
				136	H	Xavier	57 41		18	H	DePaul	61 71											
				192	H	Butler	68 41		248	A	Providence	80 61											
				62	A	Villanova	54 58		119	A	Creighton	66 55											

Non-Div I Games:

St. John's (NY)

■ Loss,
■ Non-Conf,
■ S Site,
■ H Home
■ A Away
N Neutral

St. Mary's (CA)

Through Games Of Feb. 11, 2016

Average RPI Win:	159	WON-LOST	WINNING	LAST 10	STRENGTH OF	OPP. STRENGTH	TEAM	ADJ.	CONF.	ADJ CONF.
Average RPI Loss:	92	RECORD	PCT. RANK	GAMES	SCHEDULE	OF SCHEDULE	RPI	RPI	RPI	RPI
DIV. I ONLY	18- 6	46	8- 2	92	89	59	59	9	9	
DIV. I NON-CONF.	9- 2	37	0- 0	150	95	67	67	9	9	
TOTALS	RPI 1-25	RPI 26-50	W-L RECORDS	RPI 51-100	RPI 101-150	RPI 150+				
18- 6	0- 2	0- 1	OVERALL	6- 1	2- 0	10- 2				
8- 4	0- 1	0- 1	HOME	2- 1	1- 0	5- 1				
9- 2	0- 1	0- 0	AWAY	3- 0	1- 0	5- 1				
1- 0	0- 0	0- 0	NEUTRAL	1- 0	0- 0	0- 0				
9- 2	0- 0	0- 1	NON-CONFERENCE	3- 0	1- 0	5- 1				
4- 2	0- 0	0- 1	HOME	1- 0	1- 0	2- 1				
4- 0	0- 0	0- 0	AWAY	1- 0	0- 0	3- 0				
1- 0	0- 0	0- 0	NEUTRAL	1- 0	0- 0	0- 0				
9- 4	0- 2	0- 0	CONFERENCE	3- 1	1- 0	5- 1				
4- 2	0- 1	0- 0	HOME	1- 1	0- 0	3- 0				
5- 2	0- 1	0- 0	AWAY	2- 0	1- 0	2- 1				
0- 0	0- 0	0- 0	NEUTRAL	0- 0	0- 0	0- 0				

RPI 1-25				RPI 26-50				RPI 51-100				RPI 101+			
RPI	S	Opponent	Score	RPI	S	Opponent	Score	RPI	S	Opponent	Score	RPI	S	Opponent	Score
14	A	BYU	59 65	33	H	Missouri	78 95	54	H	Santa Clara	67 73	114	A	San Francisco	78 68
14	H	BYU	44 65					62	N	Villanova	67 60	138	H	Fresno St.	83 81
								68	H	Washington St.	75 71	155	A	Northern Colo.	65 52
								71	A	San Diego	73 68	164	A	Pacific	82 73
								71	H	San Diego	68 60	164	H	Pacific	83 75
								73	A	California	64 63	185	H	UC Davis	71 78
								87	A	Gonzaga	69 68	194	H	Cal Poly	87 83
												203	H	San Jose St.	91 81
												235	H	Loyola Marymount	72 57
												250	A	Wyoming	70 64
												253	A	Pepperdine	58 62
												253	H	Pepperdine	88 72
												283	A	Portland	78 51
												285	A	CSUN	93 59
LAST 12 Division I GAMES:															
253	A	Pepperdine	58 62	164	A	Pacific	82 73								
14	H	BYU	44 65	253	H	Pepperdine	88 72								
71	H	San Diego	68 60	235	H	Loyola Marymount	72 57								
164	H	Pacific	83 75	71	A	San Diego	73 68								
283	A	Portland	78 51	14	A	BYU	59 65								
87	A	Gonzaga	69 68	54	H	Santa Clara	67 73								

Non-Div I Games:

St. Mary's (CA)

■ Loss,
 ■ Non-Conf,
 ■ S Site,
 ■ H Home
 ■ A Away
 N Neutral

Stanford

Through Games Of Feb. 11, 2016

Average RPI Win:	88	WON-LOST	WINNING	LAST 10	STRENGTH OF	OPP. STRENGTH	TEAM	ADJ.	CONF.	ADJ CONF.
Average RPI Loss:	18	RECORD	PCT. RANK	GAMES	SCHEDULE	OF SCHEDULE	RPI	RPI	RPI	RPI
DIV. I ONLY	19- 5	33	8- 2	2	8	6	6	1	1	
DIV. I NON-CONF.	10- 2	33	0- 0	4	28	3	3	1	1	
TOTALS	RPI 1-25	RPI 26-50	W-L RECORDS	RPI 51-100	RPI 101-150	RPI 150+				
19- 5	2- 4	4- 0	OVERALL	8- 1	1- 0	4- 0				
10- 1	1- 0	2- 0	HOME	4- 1	0- 0	3- 0				
6- 4	1- 4	0- 0	AWAY	3- 0	1- 0	1- 0				
3- 0	0- 0	2- 0	NEUTRAL	1- 0	0- 0	0- 0				
10- 2	1- 1	3- 0	NON-CONFERENCE	3- 1	0- 0	3- 0				
5- 1	1- 0	1- 0	HOME	1- 1	0- 0	2- 0				
2- 1	0- 1	0- 0	AWAY	1- 0	0- 0	1- 0				
3- 0	0- 0	2- 0	NEUTRAL	1- 0	0- 0	0- 0				
9- 3	1- 3	1- 0	CONFERENCE	5- 0	1- 0	1- 0				
5- 0	0- 0	1- 0	HOME	3- 0	0- 0	1- 0				
4- 3	1- 3	0- 0	AWAY	2- 0	1- 0	0- 0				
0- 0	0- 0	0- 0	NEUTRAL	0- 0	0- 0	0- 0				

RPI 1-25				Team's RPI: 6		RPI 26-50				RPI 51-100				RPI 101+								
RPI	S	Opponent	Score			RPI	S	Opponent	Score			RPI	S	Opponent	Score			RPI	S	Opponent	Score	
7	A	Oregon St.	50	58		37	H	George Washington	84	63		54	H	Santa Clara	58	61		106	A	Arizona	59	34
8	A	Texas	69	77		38	H	Washington	69	53		57	H	Chattanooga	73	30		166	H	Cornell	93	38
9	A	Arizona St.	31	49		48	N	Dayton	74	66		61	A	Oregon	64	62		180	H	Colorado	71	56
10	A	UCLA	36	56		49	N	Purdue	71	65		68	H	Washington St.	69	52		185	A	UC Davis	74	45
12	H	Tennessee	69	55								70	H	Utah	72	52		243	H	CSU Bakersfield	83	41
25	A	Southern California	57	47								73	A	California	60	55						
												73	H	California	53	46						
												87	A	Gonzaga	65	48						
												88	N	Missouri St.	82	65						
LAST 12 Division I GAMES:																						
73	A	California	60	55		7	A	Oregon St.	50	58		61	A	Oregon	64	62						
73	H	California	53	46								180	H	Colorado	71	56						
68	H	Washington St.	69	52								70	H	Utah	72	52						
38	H	Washington	69	53								9	A	Arizona St.	31	49						
10	A	UCLA	36	56								106	A	Arizona	59	34						
25	A	Southern California	57	47																		

Non-Div I Games:

Stanford

■ Loss,
 ■ Non-Conf,
 ■ S Site,
 ■ Home
 ■ A Away
 N Neutral

Average RPI Win:	231	WON-LOST	WINNING	LAST 10	STRENGTH OF	OPP. STRENGTH	TEAM	ADJ.	CONF.	ADJ CONF.
Average RPI Loss:	182	RECORD	PCT. RANK	GAMES	SCHEDULE	OF SCHEDULE	RPI	RPI	RPI	RPI
DIV. I ONLY	9- 10	193	5- 5	262	268	237	237	27	27	
DIV. I NON-CONF.	3- 5	218	0- 0	196	216	226	226	26	26	
TOTALS	RPI 1-25	RPI 26-50	W-L RECORDS	RPI 51-100	RPI 101-150	RPI 150+				
9- 10	0- 0	0- 0	OVERALL	0- 2	1- 3	8- 5				
5- 4	0- 0	0- 0	HOME	0- 1	1- 2	4- 1				
2- 4	0- 0	0- 0	AWAY	0- 1	0- 0	2- 3				
2- 2	0- 0	0- 0	NEUTRAL	0- 0	0- 1	2- 1				
3- 5	0- 0	0- 0	NON-CONFERENCE	0- 1	0- 2	3- 2				
1- 1	0- 0	0- 0	HOME	0- 0	0- 1	1- 0				
0- 2	0- 0	0- 0	AWAY	0- 1	0- 0	0- 1				
2- 2	0- 0	0- 0	NEUTRAL	0- 0	0- 1	2- 1				
6- 5	0- 0	0- 0	CONFERENCE	0- 1	1- 1	5- 3				
4- 3	0- 0	0- 0	HOME	0- 1	1- 1	3- 1				
2- 2	0- 0	0- 0	AWAY	0- 0	0- 0	2- 2				
0- 0	0- 0	0- 0	NEUTRAL	0- 0	0- 0	0- 0				

RPI 1-25				RPI 26-50				RPI 51-100				RPI 101+ Team's RPI: 237					
RPI	S	Opponent	Score	RPI	S	Opponent	Score	RPI	S	Opponent	Score	RPI	S	Opponent	Score		
								63	H	Abilene Christian	70	85	113	N	IUPUI	55	62
								94	A	TCU	55	88	128	H	Central Ark.	53	55
													134	H	Northwestern St.	68	52
													140	H	Texas-Arlington	63	67
													168	A	Louisiana Tech	44	76
													170	H	McNeese St.	80	55
													172	N	SIUE	82	74
													191	N	Weber St.	46	56
													234	A	Houston Baptist	64	50
													240	H	Sam Houston St.	70	63
													242	N	Indiana St.	71	62
													245	H	Rice	59	45
													280	H	Lamar	60	64
													305	A	Southeastern La.	56	65
													321	A	A&M-Corpus Christi	71	66
													322	H	Incarnate Word	74	62
													340	A	New Orleans	57	58
LAST 12 Division I GAMES:																	
322	H	Incarnate Word	74	62	63	H	Abilene Christian	70	85								
234	A	Houston Baptist	64	50	340	A	New Orleans	57	58								
134	H	Northwestern St.	68	52	128	H	Central Ark.	53	55								
321	A	A&M-Corpus Christi	71	66	305	A	Southeastern La.	56	65								
240	H	Sam Houston St.	70	63	170	H	McNeese St.	80	55								
280	H	Lamar	60	64	245	H	Rice	59	45								

Non-Div I Games: Texas-Tyler 91 69 Tex. A&M-Commerce 75 65 LSU-Shreveport 94 39

Stephen F. Austin

Loss, Non-Conf, S Site, H Home A Away N Neutral

Average RPI Win:	272	WON-LOST	WINNING	LAST 10	STRENGTH OF	OPP. STRENGTH	TEAM	ADJ.	CONF.	ADJ CONF.
Average RPI Loss:	122	RECORD	PCT. RANK	GAMES	SCHEDULE	OF SCHEDULE	RPI	RPI	RPI	RPI
DIV. I ONLY	12- 8	115	7- 3	289	213	175	175	29	29	
DIV. I NON-CONF.	6- 5	146	1- 2	241	134	164	164	27	27	
TOTALS	RPI 1-25	RPI 26-50	W-L RECORDS	RPI 51-100	RPI 101-150	RPI 150+				
12- 8	0- 1	0- 1	OVERALL	0- 2	0- 1	12- 3				
6- 2	0- 0	0- 0	HOME	0- 0	0- 0	6- 2				
6- 4	0- 1	0- 1	AWAY	0- 1	0- 0	6- 1				
0- 2	0- 0	0- 0	NEUTRAL	0- 1	0- 1	0- 0				
6- 5	0- 1	0- 1	NON-CONFERENCE	0- 1	0- 1	6- 1				
3- 1	0- 0	0- 0	HOME	0- 0	0- 0	3- 1				
3- 2	0- 1	0- 1	AWAY	0- 0	0- 0	3- 0				
0- 2	0- 0	0- 0	NEUTRAL	0- 1	0- 1	0- 0				
6- 3	0- 0	0- 0	CONFERENCE	0- 1	0- 0	6- 2				
3- 1	0- 0	0- 0	HOME	0- 0	0- 0	3- 1				
3- 2	0- 0	0- 0	AWAY	0- 1	0- 0	3- 1				
0- 0	0- 0	0- 0	NEUTRAL	0- 0	0- 0	0- 0				

RPI 1-25				RPI 26-50				RPI 51-100				RPI 101+ Team's RPI: 175			
RPI	S	Opponent	Score	RPI	S	Opponent	Score	RPI	S	Opponent	Score	RPI	S	Opponent	Score
12	A	Tennessee	56 90	29	A	Georgia	55 76	65	A	FGCU	48 61	125	N	Boise St.	65 71
								81	N	Minnesota	69 72	165	H	Hampton	68 59
												167	A	Jacksonville	49 69
												167	H	Jacksonville	66 61
												227	H	USC Upstate	56 61
												238	A	UNCW	52 49
												251	A	Bethune-Cookman	62 38
												262	H	UCF	83 68
												268	H	Georgia St.	72 80
												270	H	Ga. Southern	79 57
												292	A	Kennesaw St.	57 54
												302	A	North Florida	67 56
												302	H	North Florida	81 61
												335	A	Lipscomb	83 62
												336	A	Eastern Ill.	68 66
												343	H	NJIT	60 55
LAST 12 Division I GAMES:															
302	A	North Florida	67 56	227	H	USC Upstate	56 61								
167	H	Jacksonville	66 61	343	H	NJIT	60 55								
302	H	North Florida	81 61	65	A	FGCU	48 61								
167	A	Jacksonville	49 69	165	H	Hampton	68 59								
335	A	Lipscomb	83 62	12	A	Tennessee	56 90								
292	A	Kennesaw St.	57 54	268	H	Georgia St.	72 80								

Non-Div I Games: Trinity Baptist 107 30 Armstrong St. 61 45 Flagler 84 47

Stetson

Stony Brook

Through Games Of Feb. 11, 2016

Average RPI Win:	241	WON-LOST	WINNING	LAST 10	STRENGTH OF	OPP. STRENGTH	TEAM	ADJ.	CONF.	ADJ CONF.
Average RPI Loss:	104	RECORD	PCT. RANK	GAMES	SCHEDULE	OF SCHEDULE	RPI	RPI	RPI	RPI
DIV. I ONLY	16- 9	96	6- 4	199	205	124	124	15	15	
DIV. I NON-CONF.	8- 5	119	0- 0	157	208	117	117	18	18	
TOTALS	RPI 1-25	RPI 26-50	W-L RECORDS	RPI 51-100	RPI 101-150	RPI 150+				
16- 9	0- 1	0- 1	OVERALL	0- 3	2- 1	14- 3				
9- 3	0- 0	0- 1	HOME	0- 0	2- 0	7- 2				
7- 6	0- 1	0- 0	AWAY	0- 3	0- 1	7- 1				
0- 0	0- 0	0- 0	NEUTRAL	0- 0	0- 0	0- 0				
8- 5	0- 1	0- 1	NON-CONFERENCE	0- 1	2- 1	6- 1				
4- 2	0- 0	0- 1	HOME	0- 0	2- 0	2- 1				
4- 3	0- 1	0- 0	AWAY	0- 1	0- 1	4- 0				
0- 0	0- 0	0- 0	NEUTRAL	0- 0	0- 0	0- 0				
8- 4	0- 0	0- 0	CONFERENCE	0- 2	0- 0	8- 2				
5- 1	0- 0	0- 0	HOME	0- 0	0- 0	5- 1				
3- 3	0- 0	0- 0	AWAY	0- 2	0- 0	3- 1				
0- 0	0- 0	0- 0	NEUTRAL	0- 0	0- 0	0- 0				

RPI 1-25				RPI 26-50				RPI 51-100				RPI 101+ Team's RPI: 124			
RPI	S	Opponent	Score	RPI	S	Opponent	Score	RPI	S	Opponent	Score	RPI	S	Opponent	Score
24	A	Syracuse	49 64	28	H	St. Bonaventure	68 73	52	A	Albany (NY)	54 73	109	A	Yale	57 62
								76	A	Hofstra	66 71	112	H	Iona	58 53
								92	A	Maine	52 55	142	H	Harvard	64 63
												157	H	Ole Miss	57 72
												166	A	Cornell	58 49
												169	A	UMBC	69 60
												169	H	UMBC	65 69
												206	A	Hartford	45 42
												206	H	Hartford	58 35
												215	H	Morgan St.	46 42
												228	A	Binghamton	47 54
												228	H	Binghamton	64 58
												231	A	Columbia	79 71
												258	H	New Hampshire	63 54
												286	H	Vermont	73 59
												315	A	UMass Lowell	64 50
												315	H	UMass Lowell	60 46
												325	H	LIU Brooklyn	71 54
												333	A	Saint Peter's	69 35
												342	A	Wagner	73 62
LAST 12 Division I GAMES:															
169	H	UMBC	65 69	52	A	Albany (NY)	54 73								
206	A	Hartford	45 42	206	H	Hartford	58 35								
315	H	UMass Lowell	60 46	258	H	New Hampshire	63 54								
228	A	Binghamton	47 54	169	A	UMBC	69 60								
286	H	Vermont	73 59	315	A	UMass Lowell	64 50								
92	A	Maine	52 55	228	H	Binghamton	64 58								

Non-Div I Games:

Stony Brook

Loss, Non-Conf, S Site, H Home A Away N Neutral

Average RPI Win:	142	WON-LOST	WINNING	LAST 10	STRENGTH OF	OPP. STRENGTH	TEAM	ADJ.	CONF.	ADJ CONF.
Average RPI Loss:	26	RECORD	PCT. RANK	GAMES	SCHEDULE	OF SCHEDULE	RPI	RPI	RPI	RPI
DIV. I ONLY	19- 6	42	8- 2	42	33	24	24	5	5	
DIV. I NON-CONF.	10- 3	61	0- 0	64	67	43	43	5	5	
TOTALS	RPI 1-25	RPI 26-50	W-L RECORDS	RPI 51-100	RPI 101-150	RPI 150+				
19- 6	0- 5	3- 0	OVERALL	4- 0	4- 1	8- 0				
13- 2	0- 2	1- 0	HOME	3- 0	3- 0	6- 0				
4- 4	0- 3	1- 0	AWAY	1- 0	1- 1	1- 0				
2- 0	0- 0	1- 0	NEUTRAL	0- 0	0- 0	1- 0				
10- 3	0- 3	1- 0	NON-CONFERENCE	1- 0	1- 0	7- 0				
7- 1	0- 1	0- 0	HOME	1- 0	1- 0	5- 0				
1- 2	0- 2	0- 0	AWAY	0- 0	0- 0	1- 0				
2- 0	0- 0	1- 0	NEUTRAL	0- 0	0- 0	1- 0				
9- 3	0- 2	2- 0	CONFERENCE	3- 0	3- 1	1- 0				
6- 1	0- 1	1- 0	HOME	2- 0	2- 0	1- 0				
3- 2	0- 1	1- 0	AWAY	1- 0	1- 1	0- 0				
0- 0	0- 0	0- 0	NEUTRAL	0- 0	0- 0	0- 0				

RPI	S	Opponent	Score	RPI	S	Opponent	Score	RPI	S	Opponent	Score	RPI	S	Opponent	Score
1	A	Notre Dame	62 90	34	A	Miami (FL)	57 51	80	H	Georgia Tech	71 52	103	A	North Carolina	73 77
9	H	Arizona St.	54 61	38	N	Washington	66 62	84	H	Drexel	83 62	104	H	Boston College	62 61
11	A	Maryland	64 82	47	H	Duke	86 50	96	H	Virginia Tech	60 39	123	A	Wake Forest	91 65
12	A	Tennessee	55 57					100	A	Virginia	91 57	124	H	Stony Brook	64 49
20	H	Louisville	53 71									146	H	Pittsburgh	71 48
												160	N	Fordham	76 54
												167	H	Jacksonville	65 49
												182	A	Rhode Island	57 54
												187	H	UTRGV	91 32
												215	H	Morgan St.	90 61
												236	H	Clemson	83 62
												252	H	Coppin St.	88 56
												323	H	Howard	97 48
LAST 12 Division I GAMES:															
100	A	Virginia	91 57	1	A	Notre Dame	62 90	123	A	Wake Forest	91 65				
80	H	Georgia Tech	71 52	146	H	Pittsburgh	71 48	96	H	Virginia Tech	60 39				
236	H	Clemson	83 62	34	A	Miami (FL)	57 51	103	A	North Carolina	73 77				
104	H	Boston College	62 61	20	H	Louisville	53 71	47	H	Duke	86 50				

Non-Div I Games:

Syracuse

■ Loss,
■ Non-Conf,
■ S Site,
■ H Home
■ A Away
N Neutral

Average RPI Win:	205	WON-LOST	WINNING	LAST 10	STRENGTH OF	OPP. STRENGTH	TEAM	ADJ.	CONF.	ADJ CONF.
Average RPI Loss:	36	RECORD	PCT. RANK	GAMES	SCHEDULE	OF SCHEDULE	RPI	RPI	RPI	RPI
DIV. I ONLY	12- 11	161	2- 8	40	49	94	94	3	3	
DIV. I NON-CONF.	8- 3	77	0- 0	264	191	143	143	3	3	
TOTALS	RPI 1-25	RPI 26-50	W-L RECORDS	RPI 51-100	RPI 101-150	RPI 150+				
12- 11	0- 6	1- 4	OVERALL	1- 0	2- 0	8- 1				
9- 5	0- 3	1- 2	HOME	0- 0	1- 0	7- 0				
3- 6	0- 3	0- 2	AWAY	1- 0	1- 0	1- 1				
0- 0	0- 0	0- 0	NEUTRAL	0- 0	0- 0	0- 0				
8- 3	0- 2	0- 0	NON-CONFERENCE	0- 0	0- 0	8- 1				
7- 1	0- 1	0- 0	HOME	0- 0	0- 0	7- 0				
1- 2	0- 1	0- 0	AWAY	0- 0	0- 0	1- 1				
0- 0	0- 0	0- 0	NEUTRAL	0- 0	0- 0	0- 0				
4- 8	0- 4	1- 4	CONFERENCE	1- 0	2- 0	0- 0				
2- 4	0- 2	1- 2	HOME	0- 0	1- 0	0- 0				
2- 4	0- 2	0- 2	AWAY	1- 0	1- 0	0- 0				
0- 0	0- 0	0- 0	NEUTRAL	0- 0	0- 0	0- 0				

RPI	S	Opponent	Score	RPI	S	Opponent	Score	RPI	S	Opponent	Score	RPI	S	Opponent	Score
1	H	Notre Dame	72 88	35	A	Oklahoma	64 77	95	A	Iowa St.	72 62	133	A	Texas Tech	78 69
4	A	Baylor	55 72	35	H	Oklahoma	65 78					133	H	Texas Tech	69 48
4	H	Baylor	75 81	36	H	West Virginia	84 97					158	A	SMU	89 79
8	H	Texas	58 65	46	A	Kansas St.	49 58					187	H	UTRGV	71 67
15	A	Texas A&M	78 82	46	H	Kansas St.	87 73					192	A	Butler	53 65
16	A	Oklahoma St.	52 80									237	H	Stephen F. Austin	88 55
												240	H	Sam Houston St.	85 59
												271	H	Prairie View	69 60
												288	H	La.-Monroe	80 42
												331	H	Southern Utah	76 47
												340	H	New Orleans	85 36
LAST 12 Division I GAMES:															
4	H	Baylor	75 81	46	A	Kansas St.	49 58								
35	A	Oklahoma	64 77	133	H	Texas Tech	69 48								
16	A	Oklahoma St.	52 80	4	A	Baylor	55 72								
95	A	Iowa St.	72 62	35	H	Oklahoma	65 78								
36	H	West Virginia	84 97	46	H	Kansas St.	87 73								
8	H	Texas	58 65	133	A	Texas Tech	78 69								

Non-Div I Games:

TCU

Average RPI Win:	173	WON-LOST	WINNING	LAST 10	STRENGTH OF	OPP. STRENGTH	TEAM	ADJ.	CONF.	ADJ CONF.
Average RPI Loss:	67	RECORD	PCT. RANK	GAMES	SCHEDULE	OF SCHEDULE	RPI	RPI	RPI	RPI
DIV. I ONLY	16- 7	72	7- 2	97	68	60	60	8	8	
DIV. I NON-CONF.	6- 5	146	0- 1	50	58	99	99	7	7	
TOTALS	RPI 1-25	RPI 26-50	W-L RECORDS	RPI 51-100	RPI 101-150	RPI 150+				
16- 7	1- 2	1- 2	OVERALL	2- 1	1- 1	11- 1				
9- 2	1- 0	1- 1	HOME	1- 1	1- 0	5- 0				
7- 5	0- 1	0- 0	AWAY	1- 0	0- 1	6- 0				
0- 0	0- 0	0- 0	NEUTRAL	0- 0	0- 0	0- 0				
6- 5	1- 1	0- 2	NON-CONFERENCE	1- 1	0- 1	4- 0				
4- 2	1- 0	0- 1	HOME	1- 1	0- 0	2- 0				
2- 3	0- 1	0- 1	AWAY	0- 0	0- 1	2- 0				
0- 0	0- 0	0- 0	NEUTRAL	0- 0	0- 0	0- 0				
10- 2	0- 1	1- 0	CONFERENCE	1- 0	1- 0	7- 1				
5- 0	0- 0	1- 0	HOME	0- 0	1- 0	3- 0				
5- 2	0- 1	0- 0	AWAY	1- 0	0- 0	4- 1				
0- 0	0- 0	0- 0	NEUTRAL	0- 0	0- 0	0- 0				

RPI	S	Opponent	Score	RPI	S	Opponent	Score	RPI	S	Opponent	Score	RPI	S	Opponent	Score
2	A	UConn	49 104	40	A	Rutgers	51 61	62	H	Villanova	61 55	115	H	Memphis	82 58
13	A	Florida St.	47 75	41	H	South Fla.	68 66	83	A	Tulane	72 54	117	A	Quinnipiac	56 58
19	H	Florida	97 91	43	H	Penn	54 60	93	H	Saint Joseph's	67 70	158	A	SMU	67 69
												158	H	SMU	55 35
												160	A	Fordham	57 44
												171	A	East Carolina	83 63
												184	H	Tulsa	66 46
												208	A	Cincinnati	74 49
												208	H	Cincinnati	74 51
												256	A	Houston	75 66
												259	H	Sacred Heart	92 62
												262	A	UCF	71 63
												278	A	La Salle	77 48
												307	H	Delaware St.	100 59
LAST 12 Division I GAMES:															
208	A	Cincinnati	74 49	2	A	UConn	49 104	262	A	UCF	71 63	208	H	Cincinnati	74 51
41	H	South Fla.	68 66	43	H	Penn	54 60	184	H	Tulsa	66 46	158	A	SMU	67 69
158	H	SMU	55 35					256	A	Houston	75 66				
171	A	East Carolina	83 63												
83	A	Tulane	72 54												

Non-Div I Games:

Temple

Loss, Non-Conf, S Site, H Home A Away N Neutral

Tennessee

Through Games Of Feb. 11, 2016

Average RPI Win:	101	WON-LOST	WINNING	LAST 10	STRENGTH OF	OPP. STRENGTH	TEAM	ADJ.	CONF.	ADJ CONF.
Average RPI Loss:	35	RECORD	PCT. RANK	GAMES	SCHEDULE	OF SCHEDULE	RPI	RPI	RPI	RPI
DIV. I ONLY	15- 9	103	5- 5	1	29	12	12	2	2	
DIV. I NON-CONF.	9- 4	96	0- 1	2	35	7	7	2	2	
TOTALS	RPI 1-25	RPI 26-50	W-L RECORDS	RPI 51-100	RPI 101-150	RPI 150+				
15- 9	2- 7	1- 0	OVERALL	5- 1	4- 1	3- 0				
11- 3	1- 2	0- 0	HOME	4- 1	4- 0	2- 0				
4- 6	1- 5	1- 0	AWAY	1- 0	0- 1	1- 0				
0- 0	0- 0	0- 0	NEUTRAL	0- 0	0- 0	0- 0				
9- 4	2- 3	0- 0	NON-CONFERENCE	2- 1	3- 0	2- 0				
7- 2	1- 1	0- 0	HOME	2- 1	3- 0	1- 0				
2- 2	1- 2	0- 0	AWAY	0- 0	0- 0	1- 0				
0- 0	0- 0	0- 0	NEUTRAL	0- 0	0- 0	0- 0				
6- 5	0- 4	1- 0	CONFERENCE	3- 0	1- 1	1- 0				
4- 1	0- 1	0- 0	HOME	2- 0	1- 0	1- 0				
2- 4	0- 3	1- 0	AWAY	1- 0	0- 1	0- 0				
0- 0	0- 0	0- 0	NEUTRAL	0- 0	0- 0	0- 0				

RPI	S	Opponent	Score
1	A	Notre Dame	66 79
6	A	Stanford	55 69
7	A	Oregon St.	53 50
8	H	Texas	53 64
15	A	Texas A&M	71 76
19	H	Florida	66 74
21	A	Mississippi St.	63 65
22	A	Kentucky	63 64
24	H	Syracuse	57 55

RPI	S	Opponent	Score
33	A	Missouri	71 55

RPI	S	Opponent	Score
52	H	Albany (NY)	63 55
55	H	Auburn	79 52
57	H	Chattanooga	59 57
66	A	Vanderbilt	69 51
66	H	Vanderbilt	58 49
96	H	Virginia Tech	43 57

RPI	S	Opponent	Score
128	H	Central Ark.	102 47
130	A	Arkansas	59 64
130	H	Arkansas	75 57
131	H	Penn St.	74 66
143	H	ETSU	85 49
151	H	Alabama	70 42
175	H	Stetson	90 56
293	A	Wichita St.	58 51

LAST 12 Division I GAMES:

66	A	Vanderbilt	69 51	66	H	Vanderbilt	58 49
15	A	Texas A&M	71 76	1	A	Notre Dame	66 79
130	H	Arkansas	75 57	130	A	Arkansas	59 64
151	H	Alabama	70 42	55	H	Auburn	79 52
21	A	Mississippi St.	63 65	19	H	Florida	66 74
22	A	Kentucky	63 64	33	A	Missouri	71 55

Non-Div I Games:

Tennessee

■ Loss,
 ■ Non-Conf, S Site,
 ■ Home
 ■ Away
 N Neutral

Average RPI Win:	276	WON-LOST	WINNING	LAST 10	STRENGTH OF	OPP. STRENGTH	TEAM	ADJ.	CONF.	ADJ CONF.
Average RPI Loss:	153	RECORD	PCT. RANK	GAMES	SCHEDULE	OF SCHEDULE	RPI	RPI	RPI	RPI
DIV. I ONLY	8- 15	255	4- 6	233	226	266	266	24	24	
DIV. I NON-CONF.	3- 8	258	0- 0	125	148	220	220	23	23	
TOTALS	RPI 1-25	RPI 26-50	W-L RECORDS	RPI 51-100	RPI 101-150	RPI 150+				
8- 15	0- 2	0- 1	OVERALL	0- 1	0- 3	8- 8				
6- 2	0- 0	0- 0	HOME	0- 0	0- 0	6- 2				
1- 11	0- 2	0- 1	AWAY	0- 1	0- 3	1- 4				
1- 2	0- 0	0- 0	NEUTRAL	0- 0	0- 0	1- 2				
3- 8	0- 2	0- 1	NON-CONFERENCE	0- 0	0- 2	3- 3				
2- 0	0- 0	0- 0	HOME	0- 0	0- 0	2- 0				
0- 6	0- 2	0- 1	AWAY	0- 0	0- 2	0- 1				
1- 2	0- 0	0- 0	NEUTRAL	0- 0	0- 0	1- 2				
5- 7	0- 0	0- 0	CONFERENCE	0- 1	0- 1	5- 5				
4- 2	0- 0	0- 0	HOME	0- 0	0- 0	4- 2				
1- 5	0- 0	0- 0	AWAY	0- 1	0- 1	1- 3				
0- 0	0- 0	0- 0	NEUTRAL	0- 0	0- 0	0- 0				

RPI 1-25				RPI 26-50				RPI 51-100				RPI 101+ Team's RPI: 266			
RPI	S	Opponent	Score	RPI	S	Opponent	Score	RPI	S	Opponent	Score	RPI	S	Opponent	Score
21	A	Mississippi St.	54 82	42	A	Indiana	56 88	86	A	UT Martin	50 77	107	A	Belmont	65 80
22	A	Kentucky	39 81									116	A	Youngstown St.	58 69
												139	A	Southern Ill.	70 79
												161	A	Illinois	43 98
												172	H	SIUE	73 61
												173	N	Fla. Atlantic	64 69
												196	A	Southeast Mo. St.	65 75
												207	H	Eastern Ky.	66 70
												211	N	Utah St.	46 63
												233	H	Texas Southern	72 56
												272	A	Tennessee Tech	60 70
												272	H	Tennessee Tech	56 64
												275	A	Jacksonville St.	55 69
												276	H	Murray St.	69 58
												281	H	Austin Peay	66 58
												284	N	Alabama St.	74 64
												294	H	Morehead St.	78 76
												335	H	Lipscomb	77 65
												336	A	Eastern Ill.	62 53
LAST 12 Division I GAMES:															
272	H	Tennessee Tech	56 64	272	A	Tennessee Tech	60 70								
294	H	Morehead St.	78 76	276	H	Murray St.	69 58								
207	H	Eastern Ky.	66 70	281	H	Austin Peay	66 58								
275	A	Jacksonville St.	55 69	172	H	SIUE	73 61								
86	A	UT Martin	50 77	336	A	Eastern Ill.	62 53								
107	A	Belmont	65 80	196	A	Southeast Mo. St.	65 75								

Non-Div I Games: Lane 75 44 North Ala. 58 40

Tennessee St.

Loss, Non-Conf, S Site, H Home A Away N Neutral

Tennessee Tech

Through Games Of Feb. 11, 2016

Average RPI Win:	282	WON-LOST	WINNING	LAST 10	STRENGTH OF	OPP. STRENGTH	TEAM	ADJ.	CONF.	ADJ CONF.
Average RPI Loss:	156	RECORD	PCT. RANK	GAMES	SCHEDULE	OF SCHEDULE	RPI	RPI	RPI	RPI
DIV. I ONLY	8- 17	266	3- 7	219	230	272	272	24	24	
DIV. I NON-CONF.	4- 9	245	0- 0	144	165	247	247	23	23	
TOTALS	RPI 1-25	RPI 26-50	W-L RECORDS	RPI 51-100	RPI 101-150	RPI 150+				
8- 17	0- 1	0- 2	OVERALL	0- 2	0- 4	8- 8				
5- 8	0- 1	0- 1	HOME	0- 0	0- 2	5- 4				
3- 9	0- 0	0- 1	AWAY	0- 2	0- 2	3- 4				
0- 0	0- 0	0- 0	NEUTRAL	0- 0	0- 0	0- 0				
4- 9	0- 1	0- 2	NON-CONFERENCE	0- 1	0- 3	4- 2				
3- 5	0- 1	0- 1	HOME	0- 0	0- 1	3- 2				
1- 4	0- 0	0- 1	AWAY	0- 1	0- 2	1- 0				
0- 0	0- 0	0- 0	NEUTRAL	0- 0	0- 0	0- 0				
4- 8	0- 0	0- 0	CONFERENCE	0- 1	0- 1	4- 6				
2- 3	0- 0	0- 0	HOME	0- 0	0- 1	2- 2				
2- 5	0- 0	0- 0	AWAY	0- 1	0- 0	2- 4				
0- 0	0- 0	0- 0	NEUTRAL	0- 0	0- 0	0- 0				

RPI 1-25				RPI 26-50				RPI 51-100				RPI 101+ Team's RPI: 272			
RPI	S	Opponent	Score	RPI	S	Opponent	Score	RPI	S	Opponent	Score	RPI	S	Opponent	Score
20	H	Louisville	54 76	29	A	Georgia	48 81	78	A	Middle Tenn.	53 69	107	H	Belmont	79 80
				44	H	Arkansas St.	55 77	86	A	UT Martin	53 67	126	H	Mercer	47 63
												136	A	Xavier	47 64
												145	A	Northern Ky.	62 88
												152	H	Southern Miss.	57 69
												172	H	SIUE	68 83
												196	H	Southeast Mo. St.	57 60
												207	A	Eastern Ky.	77 72
												236	H	Clemson	53 71
												266	A	Tennessee St.	64 56
												266	H	Tennessee St.	70 60
												268	H	Georgia St.	72 65
												275	A	Jacksonville St.	46 55
												276	A	Murray St.	50 56
												281	A	Austin Peay	75 91
												287	A	UNCG	73 64
												293	H	Wichita St.	54 48
												294	A	Morehead St.	71 75
												335	H	Lipscomb	81 70
												336	H	Eastern Ill.	81 74
LAST 12 Division I GAMES:															
266	A	Tennessee St.	64 56	196	H	Southeast Mo. St.	57 60								
275	A	Jacksonville St.	46 55	86	A	UT Martin	53 67								
107	H	Belmont	79 80	281	A	Austin Peay	75 91								
294	A	Morehead St.	71 75	276	A	Murray St.	50 56								
207	A	Eastern Ky.	77 72	172	H	SIUE	68 83								
266	H	Tennessee St.	70 60	336	H	Eastern Ill.	81 74								

Non-Div I Games:

Tennessee Tech

■ Loss,
■ Non-Conf,
■ S Site,
■ H Home
■ A Away
N Neutral

Average RPI Win:	114	WON-LOST	WINNING	LAST 10	STRENGTH OF	OPP. STRENGTH	TEAM	ADJ.	CONF.	ADJ CONF.
Average RPI Loss:	4	RECORD	PCT. RANK	GAMES	SCHEDULE	OF SCHEDULE	RPI	RPI	RPI	RPI
DIV. I ONLY	22- 1	5	9- 1	66	3	8	8	3	3	
DIV. I NON-CONF.	11- 0	1	0- 0	191	7	11	11	3	3	
TOTALS	RPI 1-25	RPI 26-50	W-L RECORDS	RPI 51-100	RPI 101-150	RPI 150+				
22- 1	5- 1	3- 0	OVERALL	3- 0	3- 0	8- 0				
12- 1	3- 1	1- 0	HOME	1- 0	2- 0	5- 0				
9- 0	2- 0	2- 0	AWAY	2- 0	0- 0	3- 0				
1- 0	0- 0	0- 0	NEUTRAL	0- 0	1- 0	0- 0				
11- 0	3- 0	0- 0	NON-CONFERENCE	0- 0	2- 0	6- 0				
7- 0	2- 0	0- 0	HOME	0- 0	1- 0	4- 0				
3- 0	1- 0	0- 0	AWAY	0- 0	0- 0	2- 0				
1- 0	0- 0	0- 0	NEUTRAL	0- 0	1- 0	0- 0				
11- 1	2- 1	3- 0	CONFERENCE	3- 0	1- 0	2- 0				
5- 1	1- 1	1- 0	HOME	1- 0	1- 0	1- 0				
6- 0	1- 0	2- 0	AWAY	2- 0	0- 0	1- 0				
0- 0	0- 0	0- 0	NEUTRAL	0- 0	0- 0	0- 0				

RPI	S	Opponent	Score	RPI	S	Opponent	Score	RPI	S	Opponent	Score	RPI	S	Opponent	Score
4	H	Baylor	67 80	35	H	Oklahoma	83 76	94	A	TCU	65 58	130	N	Arkansas	61 50
6	H	Stanford	77 69	36	A	West Virginia	65 54	95	A	Iowa St.	65 49	133	H	Texas Tech	86 62
12	A	Tennessee	64 53	46	A	Kansas St.	66 51	95	H	Iowa St.	75 54	134	H	Northwestern St.	86 33
16	A	Oklahoma St.	78 48									163	A	Little Rock	66 56
16	H	Oklahoma St.	70 55									165	H	Hampton	79 52
21	H	Mississippi St.	53 47									190	A	Kansas	75 38
												190	H	Kansas	70 46
												217	H	Canisius	92 62
												224	H	UTSA	90 53
												240	H	Sam Houston St.	83 49
												245	A	Rice	70 47
LAST 12 Division I GAMES:															
16	H	Oklahoma St.	70 55	4	H	Baylor	67 80	190	A	Kansas	75 38	16	A	Oklahoma St.	78 48
95	A	Iowa St.	65 49	46	A	Kansas St.	66 51	95	H	Iowa St.	75 54	133	H	Texas Tech	86 62
190	H	Kansas	70 46	35	H	Oklahoma	83 76	36	A	West Virginia	65 54				
35	H	Oklahoma	83 76	94	A	TCU	65 58								

Non-Div I Games:

Texas

■ Loss,
 ■ Non-Conf, S Site,
 ■ Home
 ■ Away
 N Neutral

Average RPI Win:	110	WON-LOST	WINNING	LAST 10	STRENGTH OF	OPP. STRENGTH	TEAM	ADJ.	CONF.	ADJ CONF.
Average RPI Loss:	27	RECORD	PCT. RANK	GAMES	SCHEDULE	OF SCHEDULE	RPI	RPI	RPI	RPI
DIV. I ONLY	17- 7	65	6- 4	5	9	15	15	2	2	
DIV. I NON-CONF.	10- 3	61	1- 0	24	18	24	24	2	2	
TOTALS	RPI 1-25	RPI 26-50	W-L RECORDS	RPI 51-100	RPI 101-150	RPI 150+				
17- 7	2- 6	4- 0	OVERALL	2- 0	2- 1	7- 0				
11- 2	2- 2	2- 0	HOME	1- 0	0- 0	6- 0				
3- 3	0- 0	1- 0	AWAY	0- 0	1- 0	1- 0				
3- 2	0- 2	1- 0	NEUTRAL	1- 0	1- 0	0- 0				
10- 3	0- 3	2- 0	NON-CONFERENCE	2- 0	1- 0	5- 0				
6- 1	0- 1	0- 0	HOME	1- 0	0- 0	5- 0				
1- 0	0- 0	1- 0	AWAY	0- 0	0- 0	0- 0				
3- 2	0- 2	1- 0	NEUTRAL	1- 0	1- 0	0- 0				
7- 4	2- 3	2- 0	CONFERENCE	0- 0	1- 1	2- 0				
5- 1	2- 1	2- 0	HOME	0- 0	0- 0	1- 0				
2- 3	0- 2	0- 0	AWAY	0- 0	1- 1	1- 0				
0- 0	0- 0	0- 0	NEUTRAL	0- 0	0- 0	0- 0				

RPI	S	Opponent	Score
3	A	South Carolina	58 59
3	H	South Carolina	63 70
5	N	Ohio St.	80 95
12	H	Tennessee	76 71
14	N	BYU	64 72
18	H	DePaul	66 80
19	A	Florida	81 83
21	H	Mississippi St.	64 58

RPI	S	Opponent	Score
29	H	Georgia	73 62
33	H	Missouri	81 77
35	N	Oklahoma	74 68
47	A	Duke	72 66

RPI	S	Opponent	Score
73	N	California	75 58
94	H	TCU	82 78

RPI	S	Opponent	Score
121	A	LSU	53 35
129	N	Hawaii	82 41
130	A	Arkansas	61 67
151	A	Alabama	59 56
157	H	Ole Miss	81 58
158	H	SMU	67 55
163	H	Little Rock	69 39
177	H	Southern U.	88 47
202	H	Texas St.	87 50
271	H	Prairie View	88 30

LAST 12 Division I GAMES:

21	H	Mississippi St.	64 58	3	A	South Carolina	58 59
12	H	Tennessee	76 71	157	H	Ole Miss	81 58
19	A	Florida	81 83	121	A	LSU	53 35
3	H	South Carolina	63 70	130	A	Arkansas	61 67
151	A	Alabama	59 56	29	H	Georgia	73 62
33	H	Missouri	81 77	271	H	Prairie View	88 30

Non-Div I Games:

Texas A&M

 Loss,
 Non-Conf, S Site,
 Home
 Away
 N Neutral

Average RPI Win:	288	WON-LOST	WINNING	LAST 10	STRENGTH OF	OPP. STRENGTH	TEAM	ADJ.	CONF.	ADJ CONF.
Average RPI Loss:	193	RECORD	PCT. RANK	GAMES	SCHEDULE	OF SCHEDULE	RPI	RPI	RPI	RPI
DIV. I ONLY	13- 7	93	9- 1	347	284	233	233	32	32	
DIV. I NON-CONF.	4- 6	201	2- 0	348	82	300	300	31	31	
TOTALS	RPI 1-25	RPI 26-50	W-L RECORDS	RPI 51-100	RPI 101-150	RPI 150+				
13- 7	0- 1	0- 0	OVERALL	0- 0	0- 1	13- 5				
6- 2	0- 0	0- 0	HOME	0- 0	0- 0	6- 2				
6- 5	0- 1	0- 0	AWAY	0- 0	0- 1	6- 3				
1- 0	0- 0	0- 0	NEUTRAL	0- 0	0- 0	1- 0				
4- 6	0- 1	0- 0	NON-CONFERENCE	0- 0	0- 1	4- 4				
1- 2	0- 0	0- 0	HOME	0- 0	0- 0	1- 2				
2- 4	0- 1	0- 0	AWAY	0- 0	0- 1	2- 2				
1- 0	0- 0	0- 0	NEUTRAL	0- 0	0- 0	1- 0				
9- 1	0- 0	0- 0	CONFERENCE	0- 0	0- 0	9- 1				
5- 0	0- 0	0- 0	HOME	0- 0	0- 0	5- 0				
4- 1	0- 0	0- 0	AWAY	0- 0	0- 0	4- 1				
0- 0	0- 0	0- 0	NEUTRAL	0- 0	0- 0	0- 0				

RPI 1-25			RPI 26-50			RPI 51-100			RPI 101+			Team's RPI: 233
RPI	S	Opponent	Score	RPI	S	Opponent	Score	RPI	S	Opponent	Score	
16	A	Oklahoma St.	52 87					121	A	LSU	36 86	
								177	H	Southern U.	59 45	
								190	A	Kansas	65 72	
								224	A	UTSA	59 44	
								230	A	Grambling	62 50	
								234	H	Houston Baptist	65 77	
								240	H	Sam Houston St.	51 53	
								245	A	Rice	69 66	
								266	A	Tennessee St.	56 72	
								271	A	Prairie View	50 43	
								271	H	Prairie View	72 65	
								284	A	Alabama St.	51 57	
								320	H	Alcorn	68 39	
								321	H	A&M-Corpus Christi	51 43	
								328	A	Jackson St.	62 36	
								334	H	Ark.-Pine Bluff	57 30	
								335	N	Lipscomb	66 62	
								345	A	Alabama A&M	57 38	
								347	H	Mississippi Val.	76 38	
LAST 12 Division I GAMES:												
271	A	Prairie View	50 43	328	A	Jackson St.	62 36					
345	A	Alabama A&M	57 38	271	H	Prairie View	72 65					
284	A	Alabama St.	51 57	320	H	Alcorn	68 39					
334	H	Ark.-Pine Bluff	57 30	177	H	Southern U.	59 45					
347	H	Mississippi Val.	76 38	224	A	UTSA	59 44					
230	A	Grambling	62 50	245	A	Rice	69 66					

Non-Div I Games:

Texas Southern

■ Loss,
 ■ Non-Conf, S Site,
 ■ Home
 ■ Away
 N Neutral

Average RPI Win:	217	WON-LOST	WINNING	LAST 10	STRENGTH OF	OPP. STRENGTH	TEAM	ADJ.	CONF.	ADJ CONF.
Average RPI Loss:	148	RECORD	PCT. RANK	GAMES	SCHEDULE	OF SCHEDULE	RPI	RPI	RPI	RPI
DIV. I ONLY	9- 12	210	4- 6	191	148	202	202	16	16	
DIV. I NON-CONF.	3- 5	218	0- 0	94	23	158	158	14	14	
TOTALS	RPI 1-25	RPI 26-50	W-L RECORDS	RPI 51-100	RPI 101-150	RPI 150+				
9- 12	0- 1	0- 3	OVERALL	0- 1	1- 2	8- 5				
6- 2	0- 0	0- 1	HOME	0- 0	0- 1	6- 0				
3- 7	0- 1	0- 1	AWAY	0- 0	1- 0	2- 5				
0- 3	0- 0	0- 1	NEUTRAL	0- 1	0- 1	0- 0				
3- 5	0- 1	0- 2	NON-CONFERENCE	0- 1	0- 1	3- 0				
2- 0	0- 0	0- 0	HOME	0- 0	0- 0	2- 0				
1- 2	0- 1	0- 1	AWAY	0- 0	0- 0	1- 0				
0- 3	0- 0	0- 1	NEUTRAL	0- 1	0- 1	0- 0				
6- 7	0- 0	0- 1	CONFERENCE	0- 0	1- 1	5- 5				
4- 2	0- 0	0- 1	HOME	0- 0	0- 1	4- 0				
2- 5	0- 0	0- 0	AWAY	0- 0	1- 0	1- 5				
0- 0	0- 0	0- 0	NEUTRAL	0- 0	0- 0	0- 0				

RPI 1-25				RPI 26-50				RPI 51-100				RPI 101+ Team's RPI: 202			
RPI	S	Opponent	Score	RPI	S	Opponent	Score	RPI	S	Opponent	Score	RPI	S	Opponent	Score
15	A	Texas A&M	50 87	33	A	Missouri	56 82	95	N	Iowa St.	61 83	132	A	La.-Lafayette	46 42
				44	H	Arkansas St.	59 74					140	H	Texas-Arlington	48 80
				47	N	Duke	34 85					147	N	Idaho	55 75
												163	H	Little Rock	67 57
												186	A	Troy	79 112
												205	A	South Ala.	73 71
												212	H	North Texas	64 62
												224	H	UTSA	72 64
												234	A	Houston Baptist	71 66
												244	A	Appalachian St.	71 90
												244	H	Appalachian St.	87 76
												268	A	Georgia St.	62 73
												268	H	Georgia St.	80 71
												270	A	Ga. Southern	64 78
												270	H	Ga. Southern	61 56
												288	A	La.-Monroe	59 63
LAST 12 Division I GAMES:															
244	H	Appalachian St.	87 76	44	H	Arkansas St.	59 74								
140	H	Texas-Arlington	48 80	163	H	Little Rock	67 57								
270	A	Ga. Southern	64 78	186	A	Troy	79 112								
268	A	Georgia St.	62 73	205	A	South Ala.	73 71								
288	A	La.-Monroe	59 63	244	A	Appalachian St.	71 90								
132	A	La.-Lafayette	46 42	268	H	Georgia St.	80 71								

Non-Div I Games: Tex. A&M-Commerce 80 60 St. Edward's 52 44

Texas St.

Loss, Non-Conf, S Site, H Home A Away N Neutral

Average RPI Win:	212	WON-LOST	WINNING	LAST 10	STRENGTH OF	OPP. STRENGTH	TEAM	ADJ.	CONF.	ADJ CONF.
Average RPI Loss:	40	RECORD	PCT. RANK	GAMES	SCHEDULE	OF SCHEDULE	RPI	RPI	RPI	RPI
DIV. I ONLY	11- 12	181	2- 8	56	67	133	133	3	3	
DIV. I NON-CONF.	9- 2	37	0- 0	227	272	98	98	3	3	
TOTALS	RPI 1-25	RPI 26-50	W-L RECORDS	RPI 51-100	RPI 101-150	RPI 150+				
11- 12	0- 4	0- 5	OVERALL	2- 3	1- 0	8- 0				
10- 4	0- 1	0- 2	HOME	2- 1	1- 0	7- 0				
0- 7	0- 0	0- 0	AWAY	0- 0	0- 0	0- 0				
1- 1	0- 0	0- 1	NEUTRAL	0- 0	0- 0	1- 0				
9- 2	0- 0	0- 1	NON-CONFERENCE	1- 1	1- 0	7- 0				
8- 0	0- 0	0- 0	HOME	1- 0	1- 0	6- 0				
0- 1	0- 0	0- 0	AWAY	0- 1	0- 0	0- 0				
1- 1	0- 0	0- 1	NEUTRAL	0- 0	0- 0	1- 0				
2- 10	0- 4	0- 4	CONFERENCE	1- 2	0- 0	1- 0				
2- 4	0- 1	0- 2	HOME	1- 1	0- 0	1- 0				
0- 6	0- 3	0- 2	AWAY	0- 1	0- 0	0- 0				
0- 0	0- 0	0- 0	NEUTRAL	0- 0	0- 0	0- 0				

RPI 1-25				RPI 26-50				RPI 51-100				RPI 101+ Team's RPI: 133			
RPI	S	Opponent	Score	RPI	S	Opponent	Score	RPI	S	Opponent	Score	RPI	S	Opponent	Score
4	A	Baylor	43 69	35	A	Oklahoma	53 92	54	A	Santa Clara	70 75	147	H	Idaho	78 62
8	A	Texas	62 86	36	A	West Virginia	57 79	63	H	Abilene Christian	71 65	160	N	Fordham	62 48
16	A	Oklahoma St.	57 70	36	H	West Virginia	42 69	94	A	TCU	48 69	190	H	Kansas	54 44
16	H	Oklahoma St.	46 69	38	N	Washington	73 77	94	H	TCU	69 78	200	H	Idaho St.	79 64
				46	H	Kansas St.	53 65	95	H	Iowa St.	69 66	230	H	Grambling	70 55
LAST 12 Division I GAMES:															
				16	A	Oklahoma St.	57 70	95	H	Iowa St.	69 66				
				36	H	West Virginia	42 69	94	A	TCU	48 69				
				190	H	Kansas	54 44	36	A	West Virginia	57 79				
				4	A	Baylor	43 69	16	H	Oklahoma St.	46 69				
				46	H	Kansas St.	53 65	8	A	Texas	62 86				
				35	A	Oklahoma	53 92	94	H	TCU	69 78				

Non-Div I Games:

Texas Tech

■ Loss,
■ Non-Conf,
■ S Site,
■ H Home
■ A Away
N Neutral

Texas-Arlington

Through Games Of Feb. 11, 2016

Average RPI Win:	240	WON-LOST	WINNING	LAST 10	STRENGTH OF	OPP. STRENGTH	TEAM	ADJ.	CONF.	ADJ CONF.
Average RPI Loss:	118	RECORD	PCT. RANK	GAMES	SCHEDULE	OF SCHEDULE	RPI	RPI	RPI	RPI
DIV. I ONLY	10- 11	189	5- 5	121	188	140	140	16	16	
DIV. I NON-CONF.	4- 5	193	0- 0	20	109	97	97	14	14	
TOTALS	RPI 1-25	RPI 26-50	W-L RECORDS	RPI 51-100	RPI 101-150	RPI 150+				
10- 11	0- 1	0- 3	OVERALL	0- 1	0- 1	10- 5				
2- 6	0- 0	0- 2	HOME	0- 1	0- 0	2- 3				
8- 5	0- 1	0- 1	AWAY	0- 0	0- 1	8- 2				
0- 0	0- 0	0- 0	NEUTRAL	0- 0	0- 0	0- 0				
4- 5	0- 1	0- 2	NON-CONFERENCE	0- 1	0- 0	4- 1				
1- 3	0- 0	0- 1	HOME	0- 1	0- 0	1- 1				
3- 2	0- 1	0- 1	AWAY	0- 0	0- 0	3- 0				
0- 0	0- 0	0- 0	NEUTRAL	0- 0	0- 0	0- 0				
6- 6	0- 0	0- 1	CONFERENCE	0- 0	0- 1	6- 4				
1- 3	0- 0	0- 1	HOME	0- 0	0- 0	1- 2				
5- 3	0- 0	0- 0	AWAY	0- 0	0- 1	5- 2				
0- 0	0- 0	0- 0	NEUTRAL	0- 0	0- 0	0- 0				

RPI 1-25				RPI 26-50				RPI 51-100				RPI 101+ Team's RPI: 140			
RPI	S	Opponent	Score	RPI	S	Opponent	Score	RPI	S	Opponent	Score	RPI	S	Opponent	Score
4	A	Baylor	20 62	26	H	Seton Hall	54 61	58	H	Western Ky.	64 73	132	A	La.-Lafayette	52 63
				44	H	Arkansas St.	71 78					163	H	Little Rock	55 59
				46	A	Kansas St.	41 61					167	H	Jacksonville	56 54
												170	H	McNeese St.	57 63
												186	A	Troy	71 88
												202	A	Texas St.	80 48
												205	A	South Ala.	55 59
												224	A	UTSA	51 47
												234	A	Houston Baptist	64 40
												237	A	Stephen F. Austin	67 63
												244	A	Appalachian St.	76 45
												268	A	Georgia St.	74 45
												268	H	Georgia St.	63 68
												270	A	Ga. Southern	53 41
												270	H	Ga. Southern	70 31
												288	A	La.-Monroe	60 50
LAST 12 Division I GAMES:															
202	A	Texas St.	80 48	44	H	Arkansas St.	71 78								
268	A	Georgia St.	74 45	205	A	South Ala.	55 59								
270	A	Ga. Southern	53 41	186	A	Troy	71 88								
132	A	La.-Lafayette	52 63	244	A	Appalachian St.	76 45								
288	A	La.-Monroe	60 50	270	H	Ga. Southern	70 31								
163	H	Little Rock	55 59	268	H	Georgia St.	63 68								

Non-Div I Games: Missouri Valley 96 30

Texas-Arlington

■ Loss,
 ■ Non-Conf, S Site,
 ■ Home
 ■ Away
 N Neutral

Average RPI Win: 227	WON-LOST	WINNING	LAST 10	STRENGTH OF	OPP. STRENGTH	TEAM	ADJ.	CONF.	ADJ CONF.
Average RPI Loss: 74	RECORD	PCT. RANK	GAMES	SCHEDULE	OF SCHEDULE	RPI	RPI	RPI	RPI
DIV. I ONLY	13- 9	120	8- 2	120	131	108	108	12	12
DIV. I NON-CONF.	5- 6	180	1- 0	48	93	130	130	13	13
TOTALS	RPI 1-25	RPI 26-50	W-L RECORDS	RPI 51-100	RPI 101-150	RPI 150+			
13- 9	0- 1	0- 2	OVERALL	1- 2	3- 4	9- 0			
7- 2	0- 0	0- 1	HOME	0- 0	2- 1	5- 0			
4- 5	0- 0	0- 0	AWAY	0- 0	1- 0	3- 0			
2- 2	0- 0	0- 0	NEUTRAL	1- 1	0- 1	1- 0			
5- 6	0- 1	0- 2	NON-CONFERENCE	1- 1	0- 2	4- 0			
2- 2	0- 0	0- 1	HOME	0- 0	0- 1	2- 0			
1- 2	0- 1	0- 1	AWAY	0- 0	0- 0	1- 0			
2- 2	0- 0	0- 0	NEUTRAL	1- 1	0- 1	1- 0			
8- 3	0- 0	0- 0	CONFERENCE	0- 1	3- 2	5- 0			
5- 0	0- 0	0- 0	HOME	0- 0	2- 0	3- 0			
3- 3	0- 0	0- 0	AWAY	0- 1	1- 2	2- 0			
0- 0	0- 0	0- 0	NEUTRAL	0- 0	0- 0	0- 0			

RPI 1-25				RPI 26-50				RPI 51-100				RPI 101+ Team's RPI: 108			
RPI	S	Opponent	Score	RPI	S	Opponent	Score	RPI	S	Opponent	Score	RPI	S	Opponent	Score
1	A	Notre Dame	39 74	28	A	St. Bonaventure	63 74	52	N	Albany (NY)	55 63	106	H	Arizona	59 62
				48	H	Dayton	57 83	64	A	Ball St.	69 75	110	A	Akron	71 81
								97	N	VCU	80 61	111	A	Eastern Mich.	41 59
												120	A	Western Mich.	80 68
												120	H	Western Mich.	80 73
												137	H	Buffalo	71 60
												142	N	Harvard	70 76
												201	A	Ill.-Chicago	60 51
												231	N	Columbia	88 75
												239	H	Bowling Green	75 61
												246	H	Northern Ill.	66 59
												260	A	Miami (OH)	55 50
												304	H	Cleveland St.	66 53
												329	A	Kent St.	67 64
												329	H	Kent St.	73 67
												334	H	Ark.-Pine Bluff	74 47
LAST 12 Division I GAMES:															
137	H	Buffalo	71 60	246	H	Northern Ill.	66 59								
329	A	Kent St.	67 64	260	A	Miami (OH)	55 50								
120	A	Western Mich.	80 68	120	H	Western Mich.	80 73								
239	H	Bowling Green	75 61	329	H	Kent St.	73 67								
111	A	Eastern Mich.	41 59	64	A	Ball St.	69 75								
110	A	Akron	71 81	334	H	Ark.-Pine Bluff	74 47								

Non-Div I Games:

Toledo

■ Loss,
 ■ Non-Conf, S Site,
 ■ Home
 ■ Away
 N Neutral

Average RPI Win:	194	WON-LOST	WINNING	LAST 10	STRENGTH OF	OPP. STRENGTH	TEAM	ADJ.	CONF.	ADJ CONF.
Average RPI Loss:	169	RECORD	PCT. RANK	GAMES	SCHEDULE	OF SCHEDULE	RPI	RPI	RPI	RPI
DIV. I ONLY	5- 17	298	1- 9	194	203	289	289	13	13	
DIV. I NON-CONF.	3- 8	258	1- 0	253	283	290	290	12	12	
TOTALS	RPI 1-25	RPI 26-50	W-L RECORDS	RPI 51-100	RPI 101-150	RPI 150+				
5- 17	0- 0	0- 0	OVERALL	1- 5	0- 1	4- 11				
3- 7	0- 0	0- 0	HOME	1- 3	0- 0	2- 4				
1- 10	0- 0	0- 0	AWAY	0- 2	0- 1	1- 7				
1- 0	0- 0	0- 0	NEUTRAL	0- 0	0- 0	1- 0				
3- 8	0- 0	0- 0	NON-CONFERENCE	0- 2	0- 1	3- 5				
2- 2	0- 0	0- 0	HOME	0- 1	0- 0	2- 1				
0- 6	0- 0	0- 0	AWAY	0- 1	0- 1	0- 4				
1- 0	0- 0	0- 0	NEUTRAL	0- 0	0- 0	1- 0				
2- 9	0- 0	0- 0	CONFERENCE	1- 3	0- 0	1- 6				
1- 5	0- 0	0- 0	HOME	1- 2	0- 0	0- 3				
1- 4	0- 0	0- 0	AWAY	0- 1	0- 0	1- 3				
0- 0	0- 0	0- 0	NEUTRAL	0- 0	0- 0	0- 0				

RPI S	Opponent	Score	RPI S	Opponent	Score	RPI S	Opponent	Score	RPI S	Opponent	Score	Team's RPI: 289
						51	H James Madison	57 64	105	A Georgetown	46 82	
						55	H Auburn	52 74	166	A Cornell	60 88	
						67	H Elon	85 78	169	H UMBC	61 51	
						76	A Hofstra	60 64	176	A George Mason	76 88	
						76	H Hofstra	56 74	179	A Col. of Charleston	55 67	
						81	A Minnesota	86 105	195	A Delaware	64 69	
									195	H Delaware	62 66	
									197	H William & Mary	54 73	
									198	A Northeastern	72 71	
									226	N Western Ill.	83 77	
									238	A UNCW	51 53	
									238	H UNCW	49 52	
									252	H Coppin St.	69 81	
									291	A Rider	72 78	
									302	A North Florida	72 74	
									308	H UMKC	70 47	
LAST 12 Division I GAMES:												
			76	H Hofstra	56 74		195	A Delaware	64 69			
			195	H Delaware	62 66		67	H Elon	85 78			
			179	A Col. of Charleston	55 67		238	H UNCW	49 52			
			238	A UNCW	51 53		197	H William & Mary	54 73			
			76	A Hofstra	60 64		198	A Northeastern	72 71			
			51	H James Madison	57 64		308	H UMKC	70 47			

Non-Div I Games:

Towson

■ Loss,
■ Non-Conf,
■ S Site,
■ H Home
■ A Away
N Neutral

Average RPI Win:	246	WON-LOST	WINNING	LAST 10	STRENGTH OF	OPP. STRENGTH	TEAM	ADJ.	CONF.	ADJ CONF.
Average RPI Loss:	142	RECORD	PCT. RANK	GAMES	SCHEDULE	OF SCHEDULE	RPI	RPI	RPI	RPI
DIV. I ONLY	9- 11	204	4- 6	172	244	186	186	16	16	
DIV. I NON-CONF.	3- 4	197	0- 0	195	322	156	156	14	14	
TOTALS	RPI 1-25	RPI 26-50	W-L RECORDS	RPI 51-100	RPI 101-150	RPI 150+				
9- 11	0- 0	0- 2	OVERALL	0- 1	1- 4	8- 4				
5- 3	0- 0	0- 1	HOME	0- 0	1- 0	4- 2				
4- 8	0- 0	0- 1	AWAY	0- 1	0- 4	4- 2				
0- 0	0- 0	0- 0	NEUTRAL	0- 0	0- 0	0- 0				
3- 4	0- 0	0- 0	NON-CONFERENCE	0- 1	0- 3	3- 0				
1- 0	0- 0	0- 0	HOME	0- 0	0- 0	1- 0				
2- 4	0- 0	0- 0	AWAY	0- 1	0- 3	2- 0				
0- 0	0- 0	0- 0	NEUTRAL	0- 0	0- 0	0- 0				
6- 7	0- 0	0- 2	CONFERENCE	0- 0	1- 1	5- 4				
4- 3	0- 0	0- 1	HOME	0- 0	1- 0	3- 2				
2- 4	0- 0	0- 1	AWAY	0- 0	0- 1	2- 2				
0- 0	0- 0	0- 0	NEUTRAL	0- 0	0- 0	0- 0				

RPI 1-25				RPI 26-50				RPI 51-100				RPI 101+				Team's RPI: 186
RPI	S	Opponent	Score	RPI	S	Opponent	Score	RPI	S	Opponent	Score	RPI	S	Opponent	Score	
				44	A	Arkansas St.	80 94	66	A	Vanderbilt	43 97	107	A	Belmont	93 102	
				44	H	Arkansas St.	81 101					122	A	Samford	69 73	
												132	A	La.-Lafayette	53 56	
												140	H	Texas-Arlington	88 71	
												150	A	UAB	67 89	
												163	A	Little Rock	64 79	
												163	H	Little Rock	78 71	
												202	H	Texas St.	112 79	
												205	H	South Ala.	71 75	
												244	H	Appalachian St.	81 96	
												268	A	Georgia St.	97 90	
												270	A	Ga. Southern	81 66	
												270	H	Ga. Southern	84 68	
												284	A	Alabama St.	73 59	
												288	A	La.-Monroe	73 77	
												305	A	Southeastern La.	100 90	
												309	H	Nicholls St.	104 51	
LAST 12 Division I GAMES:																
				270	H	Ga. Southern	84 68					288	A	La.-Monroe	73 77	
				44	A	Arkansas St.	80 94					202	H	Texas St.	112 79	
				163	A	Little Rock	64 79					140	H	Texas-Arlington	88 71	
				244	H	Appalachian St.	81 96					270	A	Ga. Southern	81 66	
				205	H	South Ala.	71 75					268	A	Georgia St.	97 90	
				132	A	La.-Lafayette	53 56					163	H	Little Rock	78 71	

Non-Div I Games: West Ala. 103 72 Fort Valley St. 118 72

Troy

**T
u
l
a
n
e**

T
u
l
a
n
e

Tulane

Page 296

Average RPI Win: 183	WON-LOST	WINNING	LAST 10	STRENGTH OF	OPP. STRENGTH	TEAM	ADJ.	CONF.	ADJ CONF.
Average RPI Loss: 112	RECORD	PCT. RANK	GAMES	SCHEDULE	OF SCHEDULE	RPI	RPI	RPI	RPI
DIV. I ONLY	9- 15	240	4- 6	114	70	184	184	8	8
DIV. I NON-CONF.	3- 8	258	0- 0	116	89	211	211	7	7
TOTALS	RPI 1-25	RPI 26-50	W-L RECORDS	RPI 51-100	RPI 101-150	RPI 150+			
9- 15	0- 2	0- 2	OVERALL	0- 4	2- 3	7- 4			
4- 8	0- 1	0- 2	HOME	0- 1	0- 2	4- 2			
5- 5	0- 1	0- 0	AWAY	0- 2	2- 1	3- 1			
0- 2	0- 0	0- 0	NEUTRAL	0- 1	0- 0	0- 1			
3- 8	0- 0	0- 2	NON-CONFERENCE	0- 2	1- 2	2- 2			
1- 4	0- 0	0- 2	HOME	0- 0	0- 1	1- 1			
2- 2	0- 0	0- 0	AWAY	0- 1	1- 1	1- 0			
0- 2	0- 0	0- 0	NEUTRAL	0- 1	0- 0	0- 1			
6- 7	0- 2	0- 0	CONFERENCE	0- 2	1- 1	5- 2			
3- 4	0- 1	0- 0	HOME	0- 1	0- 1	3- 1			
3- 3	0- 1	0- 0	AWAY	0- 1	1- 0	2- 1			
0- 0	0- 0	0- 0	NEUTRAL	0- 0	0- 0	0- 0			

RPI 1-25				RPI 26-50				RPI 51-100				RPI 101+ Team's RPI: 184			
RPI	S	Opponent	Score	RPI	S	Opponent	Score	RPI	S	Opponent	Score	RPI	S	Opponent	Score
2	A	UConn	35 95	35	H	Oklahoma	62 75	60	A	Temple	46 66	115	A	Memphis	65 59
2	H	UConn	30 94	46	H	Kansas St.	67 75	77	A	Saint Louis	73 82	115	H	Memphis	58 69
								83	H	Tulane	47 71	127	A	UNI	59 75
								99	N	Drake	80 91	130	A	Arkansas	74 67
												148	H	Oral Roberts	53 59
												158	H	SMU	56 54
												163	A	Little Rock	74 63
												171	A	East Carolina	55 54
												171	H	East Carolina	81 79
												176	N	George Mason	63 64
												208	H	Cincinnati	53 55
												230	H	Grambling	79 51
												242	H	Indiana St.	63 67
												256	A	Houston	79 62
												256	H	Houston	44 28
												262	A	UCF	74 75
LAST 12 Division I GAMES:															
256	H	Houston	44 28	83	H	Tulane	47 71								
171	A	East Carolina	55 54	208	H	Cincinnati	53 55								
262	A	UCF	74 75	115	A	Memphis	65 59								
2	H	UConn	30 94	60	A	Temple	46 66								
115	H	Memphis	58 69	2	A	UConn	35 95								
256	A	Houston	79 62	158	H	SMU	56 54								

Non-Div I Games:

Tulsa

■ Loss,
 ■ Non-Conf,
 ■ S Site,
 ■ H Home
 ■ A Away
 N Neutral

Average RPI Win:	213	WON-LOST	WINNING	LAST 10	STRENGTH OF	OPP. STRENGTH	TEAM	ADJ.	CONF.	ADJ CONF.
Average RPI Loss:	114	RECORD	PCT. RANK	GAMES	SCHEDULE	OF SCHEDULE	RPI	RPI	RPI	RPI
DIV. I ONLY	12- 11	161	5- 5	160	155	150	150	11	11	
DIV. I NON-CONF.	7- 4	110	0- 0	199	264	123	123	10	10	
TOTALS	RPI 1-25	RPI 26-50	W-L RECORDS	RPI 51-100	RPI 101-150	RPI 150+				
12- 11	0- 1	0- 2	OVERALL	1- 3	2- 2	9- 3				
8- 2	0- 0	0- 0	HOME	1- 1	2- 1	5- 0				
3- 8	0- 1	0- 1	AWAY	0- 2	0- 1	3- 3				
1- 1	0- 0	0- 1	NEUTRAL	0- 0	0- 0	1- 0				
7- 4	0- 1	0- 1	NON-CONFERENCE	0- 1	1- 1	6- 0				
5- 0	0- 0	0- 0	HOME	0- 0	1- 0	4- 0				
1- 3	0- 1	0- 0	AWAY	0- 1	0- 1	1- 0				
1- 1	0- 0	0- 1	NEUTRAL	0- 0	0- 0	1- 0				
5- 7	0- 0	0- 1	CONFERENCE	1- 2	1- 1	3- 3				
3- 2	0- 0	0- 0	HOME	1- 1	1- 1	1- 0				
2- 5	0- 0	0- 1	AWAY	0- 1	0- 0	2- 3				
0- 0	0- 0	0- 0	NEUTRAL	0- 0	0- 0	0- 0				

RPI 1-25				RPI 26-50				RPI 51-100				RPI 101+ Team's RPI: 150			
RPI	S	Opponent	Score	RPI	S	Opponent	Score	RPI	S	Opponent	Score	RPI	S	Opponent	Score
13	A	Florida St.	44 84	31	A	UTEP	54 62	55	A	Auburn	71 85	107	A	Belmont	62 63
				39	N	North Carolina St.	56 67	58	H	Western Ky.	49 63	122	H	Samford	61 41
								78	A	Middle Tenn.	40 68	135	H	Marshall	61 64
								90	H	Charlotte	75 57	144	H	Old Dominion	58 55
												152	H	Southern Miss.	53 49
												173	A	Fla. Atlantic	67 62
												186	H	Troy	89 67
												205	A	South Ala.	53 39
												212	A	North Texas	51 53
												224	A	UTSA	52 54
												241	N	High Point	56 46
												245	A	Rice	64 55
												298	A	FIU	61 72
												314	H	South Carolina St.	71 38
												334	H	Ark.-Pine Bluff	82 32
												347	H	Mississippi Val.	80 33
LAST 12 Division I GAMES:															
152	H	Southern Miss.	53 49	245	A	Rice	64 55								
173	A	Fla. Atlantic	67 62	90	H	Charlotte	75 57								
298	A	FIU	61 72	144	H	Old Dominion	58 55								
135	H	Marshall	61 64	31	A	UTEP	54 62								
58	H	Western Ky.	49 63	224	A	UTSA	52 54								
212	A	North Texas	51 53	78	A	Middle Tenn.	40 68								

Non-Div I Games:

UAB

■ Loss,
 ■ Non-Conf,
 S Site,
 ■ Home
 ■ Away
 N Neutral

U
C
D
a
v
i
s

U
C
D
a
v
i
s

UC Davis

Page 299

Average RPI Win:	332	WON-LOST	WINNING	LAST 10	STRENGTH OF	OPP. STRENGTH	TEAM	ADJ.	CONF.	ADJ CONF.
Average RPI Loss:	164	RECORD	PCT. RANK	GAMES	SCHEDULE	OF SCHEDULE	RPI	RPI	RPI	RPI
DIV. I ONLY	3- 20	336	1- 9	279	163	326	326	22	22	
DIV. I NON-CONF.	2- 11	306	0- 2	290	74	319	319	22	22	
TOTALS	RPI 1-25	RPI 26-50	W-L RECORDS	RPI 51-100	RPI 101-150	RPI 150+				
3- 20	0- 2	0- 2	OVERALL	0- 1	0- 2	3- 13				
1- 8	0- 0	0- 1	HOME	0- 0	0- 1	1- 6				
2- 11	0- 0	0- 0	AWAY	0- 0	0- 0	2- 1				
0- 1	0- 0	0- 1	NEUTRAL	0- 0	0- 0	0- 0				
2- 11	0- 2	0- 2	NON-CONFERENCE	0- 0	0- 0	2- 7				
1- 3	0- 0	0- 1	HOME	0- 0	0- 0	1- 2				
1- 7	0- 2	0- 0	AWAY	0- 0	0- 0	1- 5				
0- 1	0- 0	0- 1	NEUTRAL	0- 0	0- 0	0- 0				
1- 9	0- 0	0- 0	CONFERENCE	0- 1	0- 2	1- 6				
0- 5	0- 0	0- 0	HOME	0- 0	0- 1	0- 4				
1- 4	0- 0	0- 0	AWAY	0- 1	0- 1	1- 2				
0- 0	0- 0	0- 0	NEUTRAL	0- 0	0- 0	0- 0				

RPI	S	Opponent	Score	RPI	S	Opponent	Score	RPI	S	Opponent	Score	RPI	S	Opponent	Score
10	A	UCLA	48 83	30	H	St. John's (NY)	63 85	74	A	UC Riverside	69 93	129	A	Hawaii	35 59
25	A	Southern California	56 75	45	N	Princeton	42 83					129	H	Hawaii	65 83
												154	H	Long Beach St.	65 71
												185	A	UC Davis	61 74
												193	A	UNLV	52 72
												194	A	Cal Poly	38 50
												194	H	Cal Poly	54 72
												199	A	Sacramento St.	78 126
												203	A	San Jose St.	58 79
												229	H	Grand Canyon	53 58
												235	A	Loyola Marymount	50 95
												243	A	CSU Bakersfield	39 65
												257	H	UC Santa Barbara	62 80
												267	H	Northern Ariz.	55 71
												285	H	CSUN	64 83
												327	H	Nevada	68 64
												331	A	Southern Utah	63 58
												337	A	Cal St. Fullerton	62 58
LAST 12 Division I GAMES:															
257	H	UC Santa Barbara	62 80	154	H	Long Beach St.	65 71								
194	A	Cal Poly	38 50	185	A	UC Davis	61 74								
129	A	Hawaii	35 59	194	H	Cal Poly	54 72								
285	H	CSUN	64 83	74	A	UC Riverside	69 93								
337	A	Cal St. Fullerton	62 58	243	A	CSU Bakersfield	39 65								
129	H	Hawaii	65 83	25	A	Southern California	56 75								

Non-Div I Games: San Diego Christian78 49

UC Irvine

■ Loss,
 ■ Non-Conf, S Site,
 ■ Home
 ■ Away
 N Neutral

UC Riverside

Through Games Of Feb. 11, 2016

Average RPI Win:	229	WON-LOST	WINNING	LAST 10	STRENGTH OF	OPP. STRENGTH	TEAM	ADJ.	CONF.	ADJ CONF.
Average RPI Loss:	48	RECORD	PCT. RANK	GAMES	SCHEDULE	OF SCHEDULE	RPI	RPI	RPI	RPI
DIV. I ONLY	16- 7	72	10- 0	150	157	74	74	22	22	
DIV. I NON-CONF.	7- 7	160	2- 1	79	59	94	94	22	22	
TOTALS	RPI 1-25	RPI 26-50	W-L RECORDS	RPI 51-100	RPI 101-150	RPI 150+				
16- 7	0- 2	0- 2	OVERALL	0- 2	2- 1	14- 0				
8- 1	0- 1	0- 0	HOME	0- 0	1- 0	7- 0				
7- 6	0- 1	0- 2	AWAY	0- 2	1- 1	6- 0				
1- 0	0- 0	0- 0	NEUTRAL	0- 0	0- 0	1- 0				
7- 7	0- 2	0- 2	NON-CONFERENCE	0- 2	1- 1	6- 0				
3- 1	0- 1	0- 0	HOME	0- 0	1- 0	2- 0				
3- 6	0- 1	0- 2	AWAY	0- 2	0- 1	3- 0				
1- 0	0- 0	0- 0	NEUTRAL	0- 0	0- 0	1- 0				
9- 0	0- 0	0- 0	CONFERENCE	0- 0	1- 0	8- 0				
5- 0	0- 0	0- 0	HOME	0- 0	0- 0	5- 0				
4- 0	0- 0	0- 0	AWAY	0- 0	1- 0	3- 0				
0- 0	0- 0	0- 0	NEUTRAL	0- 0	0- 0	0- 0				

RPI 1-25				RPI 26-50				RPI 51-100				Team's RPI: 74		RPI 101+			
RPI	S	Opponent	Score	RPI	S	Opponent	Score	RPI	S	Opponent	Score			RPI	S	Opponent	Score
7	A	Oregon St.	65 86	31	A	UTEP	57 68	61	A	Oregon	81 95			114	A	San Francisco	76 88
10	H	UCLA	56 70	38	A	Washington	43 78	73	A	California	58 64			129	A	Hawaii	77 74
														138	H	Fresno St.	86 68
														154	A	Long Beach St.	78 60
														185	H	UC Davis	80 73
														194	H	Cal Poly	93 83
														196	N	Southeast Mo. St.	85 67
														229	A	Grand Canyon	85 67
														235	H	Loyola Marymount	80 62
														243	H	CSU Bakersfield	81 61
														247	A	Seattle	92 70
														249	A	San Diego St.	85 68
														257	A	UC Santa Barbara	83 53
														257	H	UC Santa Barbara	92 81
														285	H	CSUN	83 76
														326	H	UC Irvine	93 69
														337	A	Cal St. Fullerton	90 43
LAST 12 Division I GAMES:																	
				337	A	Cal St. Fullerton	90 43					154	A	Long Beach St.	78 60		
				285	H	CSUN	83 76					257	A	UC Santa Barbara	83 53		
				185	H	UC Davis	80 73					326	H	UC Irvine	93 69		
				194	H	Cal Poly	93 83					229	A	Grand Canyon	85 67		
				257	H	UC Santa Barbara	92 81					10	H	UCLA	56 70		
				129	A	Hawaii	77 74					247	A	Seattle	92 70		

Non-Div I Games:

UC Riverside

■ Loss,
■ Non-Conf,
■ S Site,
■ H Home
■ A Away
N Neutral

Average RPI Win:	275	WON-LOST	WINNING	LAST 10	STRENGTH OF	OPP. STRENGTH	TEAM	ADJ.	CONF.	ADJ CONF.
Average RPI Loss:	135	RECORD	PCT. RANK	GAMES	SCHEDULE	OF SCHEDULE	RPI	RPI	RPI	RPI
DIV. I ONLY	8- 15	255	6- 4	225	217	257	257	22	22	
DIV. I NON-CONF.	2- 11	306	1- 0	177	200	302	302	22	22	
TOTALS	RPI 1-25	RPI 26-50	W-L RECORDS	RPI 51-100	RPI 101-150	RPI 150+				
8- 15	0- 0	0- 0	OVERALL	0- 6	0- 4	8- 5				
5- 5	0- 0	0- 0	HOME	0- 2	0- 1	5- 2				
3- 10	0- 0	0- 0	AWAY	0- 4	0- 3	3- 3				
0- 0	0- 0	0- 0	NEUTRAL	0- 0	0- 0	0- 0				
2- 11	0- 0	0- 0	NON-CONFERENCE	0- 4	0- 3	2- 4				
2- 3	0- 0	0- 0	HOME	0- 1	0- 0	2- 2				
0- 8	0- 0	0- 0	AWAY	0- 3	0- 3	0- 2				
0- 0	0- 0	0- 0	NEUTRAL	0- 0	0- 0	0- 0				
6- 4	0- 0	0- 0	CONFERENCE	0- 2	0- 1	6- 1				
3- 2	0- 0	0- 0	HOME	0- 1	0- 1	3- 0				
3- 2	0- 0	0- 0	AWAY	0- 1	0- 0	3- 1				
0- 0	0- 0	0- 0	NEUTRAL	0- 0	0- 0	0- 0				

RPI S	Opponent	Score	RPI S	Opponent	Score	RPI S	Opponent	Score	RPI S	Opponent	Score	Team's RPI: 257
						54	A Santa Clara	48 66	121	A LSU	50 68	
						54	H Santa Clara	37 48	129	H Hawaii	62 63	
						61	A Oregon	51 79	132	A La.-Lafayette	42 61	
						68	A Washington St.	44 61	147	A Idaho	42 64	
						74	A UC Riverside	81 92	185	A UC Davis	51 80	
						74	H UC Riverside	53 83	185	H UC Davis	66 59	
									187	H UTRGV	60 62	
									194	H Cal Poly	78 67	
									235	H Loyola Marymount	63 70	
									243	H CSU Bakersfield	61 60	
									250	A Wyoming	67 76	
									253	A Pepperdine	69 71	
									285	A CSUN	65 49	
									294	H Morehead St.	93 78	
									326	A UC Irvine	80 62	
									337	A Cal St. Fullerton	65 47	
									337	H Cal St. Fullerton	79 49	
LAST 12 Division I GAMES:												
			326	A UC Irvine	80 62		285	A CSUN	65 49			
			129	H Hawaii	62 63		337	A Cal St. Fullerton	65 47			
			337	H Cal St. Fullerton	79 49		74	H UC Riverside	53 83			
			185	A UC Davis	51 80		194	H Cal Poly	78 67			
			74	A UC Riverside	81 92		294	H Morehead St.	93 78			
			185	H UC Davis	66 59		54	A Santa Clara	48 66			

Non-Div I Games: La Verne 89 41

UC Santa Barbara

■ Loss,
 ■ Non-Conf,
 ■ S Site,
 ■ H Home
 ■ A Away
 N Neutral

UCF										
Average RPI Win:	239	WON-LOST	WINNING	LAST 10	STRENGTH OF	OPP. STRENGTH	TEAM	ADJ.	CONF.	ADJ CONF.
Average RPI Loss:	115	RECORD	PCT. RANK	GAMES	SCHEDULE	OF SCHEDULE	RPI	RPI	RPI	RPI
DIV. I ONLY	5- 19	310	2- 8	127	84	262	262	8	8	
DIV. I NON-CONF.	3- 8	258	0- 0	152	146	254	254	7	7	

TOTALS	RPI 1-25	RPI 26-50	W-L RECORDS	RPI 51-100	RPI 101-150	RPI 150+				
5- 19	0- 3	0- 3	OVERALL	0- 2	0- 4	5- 7				
3- 9	0- 1	0- 2	HOME	0- 1	0- 2	3- 3				
2- 9	0- 1	0- 1	AWAY	0- 1	0- 2	2- 4				
0- 1	0- 1	0- 0	NEUTRAL	0- 0	0- 0	0- 0				
3- 8	0- 2	0- 1	NON-CONFERENCE	0- 0	0- 2	3- 3				
2- 4	0- 1	0- 1	HOME	0- 0	0- 1	2- 1				
1- 3	0- 0	0- 0	AWAY	0- 0	0- 1	1- 2				
0- 1	0- 1	0- 0	NEUTRAL	0- 0	0- 0	0- 0				
2- 11	0- 1	0- 2	CONFERENCE	0- 2	0- 2	2- 4				
1- 5	0- 0	0- 1	HOME	0- 1	0- 1	1- 2				
1- 6	0- 1	0- 1	AWAY	0- 1	0- 1	1- 2				
0- 0	0- 0	0- 0	NEUTRAL	0- 0	0- 0	0- 0				

RPI 1-25				RPI 26-50				RPI 51-100				RPI 101+ Team's RPI: 262			
RPI	S	Opponent	Score	RPI	S	Opponent	Score	RPI	S	Opponent	Score	RPI	S	Opponent	Score
2	A	UConn	51 106	30	H	St. John's (NY)	42 70	60	H	Temple	63 71	110	A	Akron	54 74
16	H	Oklahoma St.	55 74	41	A	South Fla.	63 108	83	A	Tulane	54 75	115	A	Memphis	59 75
19	N	Florida	79 93	41	H	South Fla.	49 88					115	H	Memphis	52 69
												137	H	Buffalo	60 66
												158	A	SMU	50 65
												171	H	East Carolina	56 71
												175	A	Stetson	68 83
												184	H	Tulsa	75 74
												192	H	Butler	63 71
												205	A	South Ala.	77 36
												208	A	Cincinnati	80 60
												208	H	Cincinnati	50 68
												256	A	Houston	55 64
												264	A	Omaha	60 75
												298	H	FIU	89 72
												299	H	Florida A&M	93 55
LAST 12 Division I GAMES:															
115	H	Memphis	52 69	2	A	UConn	51 106								
158	A	SMU	50 65	208	A	Cincinnati	80 60								
256	A	Houston	55 64	60	H	Temple	63 71								
184	H	Tulsa	75 74	83	A	Tulane	54 75								
115	A	Memphis	59 75	171	H	East Carolina	56 71								
41	H	South Fla.	49 88	41	A	South Fla.	63 108								

Non-Div I Games:

UCF

■ Loss,
 ■ Non-Conf,
 ■ S Site,
 ■ H Home
 ■ A Away
 N Neutral

Average RPI Win:	104	WON-LOST	WINNING	LAST 10	STRENGTH OF	OPP. STRENGTH	TEAM	ADJ.	CONF.	ADJ CONF.
Average RPI Loss:	25	RECORD	PCT. RANK	GAMES	SCHEDULE	OF SCHEDULE	RPI	RPI	RPI	RPI
DIV. I ONLY	17- 6	49	7- 3	6	2	10	10	1	1	
DIV. I NON-CONF.	8- 2	51	0- 0	19	25	13	13	1	1	
TOTALS	RPI 1-25	RPI 26-50	W-L RECORDS	RPI 51-100	RPI 101-150	RPI 150+				
17- 6	3- 4	1- 1	OVERALL	7- 1	1- 0	5- 0				
9- 1	3- 1	1- 0	HOME	3- 0	0- 0	2- 0				
7- 4	0- 0	0- 0	AWAY	4- 0	1- 0	2- 0				
1- 1	0- 1	0- 0	NEUTRAL	0- 0	0- 0	1- 0				
8- 2	0- 2	1- 0	NON-CONFERENCE	3- 0	0- 0	4- 0				
4- 1	0- 1	1- 0	HOME	1- 0	0- 0	2- 0				
3- 0	0- 0	0- 0	AWAY	2- 0	0- 0	1- 0				
1- 1	0- 1	0- 0	NEUTRAL	0- 0	0- 0	1- 0				
9- 4	3- 2	0- 1	CONFERENCE	4- 1	1- 0	1- 0				
5- 0	3- 0	0- 0	HOME	2- 0	0- 0	0- 0				
4- 4	0- 2	0- 1	AWAY	2- 1	1- 0	1- 0				
0- 0	0- 0	0- 0	NEUTRAL	0- 0	0- 0	0- 0				

RPI	S	Opponent	Score	RPI	S	Opponent	Score	RPI	S	Opponent	Score	RPI	S	Opponent	Score
1	N	Notre Dame	84 92	30	H	St. John's (NY)	73 58	51	H	James Madison	90 61	106	A	Arizona	73 39
3	H	South Carolina	65 68	38	A	Washington	56 64	61	H	Oregon	80 69	168	N	Louisiana Tech	68 57
6	H	Stanford	56 36					68	A	Washington St.	75 73	180	A	Colorado	82 64
7	H	Oregon St.	71 51					70	A	Utah	69 63	199	A	Sacramento St.	109 76
9	A	Arizona St.	61 65					73	A	California	104 108	243	H	CSU Bakersfield	82 68
25	A	Southern California	68 71					73	H	California	75 56	326	H	UC Irvine	83 48
25	H	Southern California	78 73					74	A	UC Riverside	70 56				
								79	A	Michigan	86 77				
LAST 12 Division I GAMES:															
106	A	Arizona	73 39	68	A	Washington St.	75 73								
9	A	Arizona St.	61 65	38	A	Washington	56 64								
70	A	Utah	69 63	25	A	Southern California	68 71								
180	A	Colorado	82 64	7	H	Oregon St.	71 51								
6	H	Stanford	56 36	61	H	Oregon	80 69								
73	H	California	75 56	25	H	Southern California	78 73								

Non-Div I Games:

UCLA

■ Loss,
 ■ Non-Conf, S Site,
 ■ Home
 ■ Away
 N Neutral

Average RPI Win:	108	WON-LOST	WINNING	LAST 10	STRENGTH OF	OPP. STRENGTH	TEAM	ADJ.	CONF.	ADJ CONF.
Average RPI Loss:	0	RECORD	PCT. RANK	GAMES	SCHEDULE	OF SCHEDULE	RPI	RPI	RPI	RPI
DIV. I ONLY	23- 0	1	10- 0	22	19	2	2	8	8	
DIV. I NON-CONF.	11- 0	1	1- 0	1	1	1	1	7	7	
TOTALS	RPI 1-25	RPI 26-50	W-L RECORDS	RPI 51-100	RPI 101-150	RPI 150+				
23- 0	6- 0	2- 0	OVERALL	4- 0	3- 0	8- 0				
9- 0	1- 0	1- 0	HOME	2- 0	2- 0	3- 0				
12- 0	3- 0	1- 0	AWAY	2- 0	1- 0	5- 0				
2- 0	2- 0	0- 0	NEUTRAL	0- 0	0- 0	0- 0				
11- 0	6- 0	1- 0	NON-CONFERENCE	2- 0	1- 0	1- 0				
4- 0	1- 0	1- 0	HOME	1- 0	1- 0	0- 0				
5- 0	3- 0	0- 0	AWAY	1- 0	0- 0	1- 0				
2- 0	2- 0	0- 0	NEUTRAL	0- 0	0- 0	0- 0				
12- 0	0- 0	1- 0	CONFERENCE	2- 0	2- 0	7- 0				
5- 0	0- 0	0- 0	HOME	1- 0	1- 0	3- 0				
7- 0	0- 0	1- 0	AWAY	1- 0	1- 0	4- 0				
0- 0	0- 0	0- 0	NEUTRAL	0- 0	0- 0	0- 0				




















































RPI	S	Opponent	Score	RPI	S	Opponent	Score	RPI	S	Opponent	Score	RPI	S	Opponent	Score
1	H	Notre Dame	91 81	41	A	South Fla.	75 59	57	A	Chattanooga	79 31	115	A	Memphis	86 46
3	A	South Carolina	66 54	46	H	Kansas St.	97 57	60	H	Temple	104 49	115	H	Memphis	83 40
5	A	Ohio St.	100 56					75	H	Nebraska	88 46	121	H	LSU	86 40
11	N	Maryland	83 73					83	A	Tulane	96 38	158	A	SMU	90 37
13	N	Florida St.	73 49									171	H	East Carolina	92 46
18	A	DePaul	86 70									184	A	Tulsa	94 30
												184	H	Tulsa	95 35
												208	A	Cincinnati	107 45
												256	A	Houston	76 37
												262	H	UCF	106 51
												296	A	Colgate	94 50
LAST 12 Division I GAMES:															
3	A	South Carolina	66 54	262	H	UCF	106 51	60	H	Temple	104 49				
171	H	East Carolina	92 46					115	A	Memphis	86 46				
83	A	Tulane	96 38					41	A	South Fla.	75 59				
115	H	Memphis	83 40					256	A	Houston	76 37				
184	A	Tulsa	94 30					184	H	Tulsa	95 35				
158	A	SMU	90 37												

Non-Div I Games:

UConn

■ Loss,
 ■ Non-Conf, S Site,
 ■ Home
 ■ Away
 N Neutral

Average RPI Win: 248	WON-LOST	WINNING	LAST 10	STRENGTH OF	OPP. STRENGTH	TEAM	ADJ.	CONF.	ADJ CONF.
Average RPI Loss: 127	RECORD	PCT. RANK	GAMES	SCHEDULE	OF SCHEDULE	RPI	RPI	RPI	RPI
DIV. I ONLY	14- 10	129	4- 6	232	211	169	169	15	15
DIV. I NON-CONF.	9- 4	96	1- 0	315	207	176	176	18	18
TOTALS	RPI 1-25	RPI 26-50	W-L RECORDS	RPI 51-100	RPI 101-150	RPI 150+			
14- 10	0- 0	0- 1	OVERALL	1- 5	1- 1	12- 3			
6- 5	0- 0	0- 1	HOME	1- 2	0- 1	5- 1			
7- 5	0- 0	0- 0	AWAY	0- 3	1- 0	6- 2			
1- 0	0- 0	0- 0	NEUTRAL	0- 0	0- 0	1- 0			
9- 4	0- 0	0- 1	NON-CONFERENCE	1- 1	0- 0	8- 2			
4- 2	0- 0	0- 1	HOME	1- 0	0- 0	3- 1			
4- 2	0- 0	0- 0	AWAY	0- 1	0- 0	4- 1			
1- 0	0- 0	0- 0	NEUTRAL	0- 0	0- 0	1- 0			
5- 6	0- 0	0- 0	CONFERENCE	0- 4	1- 1	4- 1			
2- 3	0- 0	0- 0	HOME	0- 2	0- 1	2- 0			
3- 3	0- 0	0- 0	AWAY	0- 2	1- 0	2- 1			
0- 0	0- 0	0- 0	NEUTRAL	0- 0	0- 0	0- 0			

RPI 1-25	RPI 26-50	RPI 51-100	RPI 101+	Team's RPI: 169
RPI S Opponent Score	RPI S Opponent Score	RPI S Opponent Score	RPI S Opponent Score	Score
	43   Penn 46  81	52  Albany (NY) 39  63	124  Stony Brook 69 65	
		52  Albany (NY) 42  77	124  Stony Brook 60  69	
		91  Bucknell 65 52	206  Hartford 57  65	
		92  Maine 55  65	215  Morgan St. 65 46	
		92  Maine 38  72	228  Binghamton 62 51	
		93  Saint Joseph's 45  104	231  Columbia 68  70	
			252  Coppin St. 68 61	
			255  Loyola Maryland 52 46	
			258  New Hampshire 65 55	
			265  American 47 46	
			278  La Salle 60 29	
			286  Vermont 85 48	
			289  Towson 51  61	
			291  Rider 58 53	
			291 N Rider 67 58	
			315  UMass Lowell 68 44	
			317  UMES 55 52	
LAST 12 Division I GAMES:				
124  Stony Brook 69 65	315  UMass Lowell 68 44			
92  Maine 38  72	124  Stony Brook 60  69			
52  Albany (NY) 39  63	92  Maine 55  65			
258  New Hampshire 65 55	52  Albany (NY) 42  77			
228  Binghamton 62 51	286  Vermont 85 48			
206  Hartford 57  65	291 N Rider 67 58			

Non-Div I Games:

UMBC

UMES				STRENGTH OF SCHEDULE	OPP. STRENGTH OF SCHEDULE	TEAM RPI	ADJ. RPI	CONF. RPI	ADJ CONF. RPI
Average RPI Win:	278	WON-LOST RECORD	WINNING PCT. RANK						
Average RPI Loss:	196		LAST 10 GAMES						
DIV. I ONLY	5- 16	295	3- 7	269	313	317	317	30	30
DIV. I NON-CONF.	1- 10	330	0- 4	71	270	283	283	30	30
<hr/>									
TOTALS	RPI 1-25	RPI 26-50	W-L RECORDS	RPI 51-100	RPI 101-150	RPI 150+			
5- 16	0- 2	0- 0	OVERALL	0- 1	0- 3	5- 10			
3- 8	0- 1	0- 0	HOME	0- 0	0- 2	3- 5			
2- 8	0- 1	0- 0	AWAY	0- 1	0- 1	2- 5			
0- 0	0- 0	0- 0	NEUTRAL	0- 0	0- 0	0- 0			
1- 10	0- 2	0- 0	NON-CONFERENCE	0- 1	0- 3	1- 4			
1- 5	0- 1	0- 0	HOME	0- 0	0- 2	1- 2			
0- 5	0- 1	0- 0	AWAY	0- 1	0- 1	0- 2			
0- 0	0- 0	0- 0	NEUTRAL	0- 0	0- 0	0- 0			
4- 6	0- 0	0- 0	CONFERENCE	0- 0	0- 0	4- 6			
2- 3	0- 0	0- 0	HOME	0- 0	0- 0	2- 3			
2- 3	0- 0	0- 0	AWAY	0- 0	0- 0	2- 3			
0- 0	0- 0	0- 0	NEUTRAL	0- 0	0- 0	0- 0			

RPI 1-25				RPI 26-50				RPI 51-100				RPI 101+ Team's RPI: 317			
RPI	S	Opponent	Score	RPI	S	Opponent	Score	RPI	S	Opponent	Score	RPI	S	Opponent	Score
11	H	Maryland	30 106					97	A	VCU	39 63	105	H	Georgetown	60 71
23	A	Duquesne	59 95									136	A	Xavier	56 61
												144	H	Old Dominion	52 69
												165	H	Hampton	55 76
												169	H	UMBC	52 55
												198	A	Northeastern	49 60
												215	H	Morgan St.	69 77
												227	H	USC Upstate	78 59
												251	H	Bethune-Cookman	76 71
												252	A	Coppin St.	54 61
												274	A	N.C. A&T	56 50
												287	A	UNCG	51 71
												297	A	Savannah St.	42 60
												314	A	South Carolina St.	63 56
												323	H	Howard	62 59
												338	H	Mt. St. Mary's	50 57
												346	H	Norfolk St.	63 74
												349	A	N.C. Central	46 49
<hr/>															
LAST 12 Division I GAMES:															
346	H	Norfolk St.	63 74	297	A	Savannah St.	42 60								
165	H	Hampton	55 76	215	H	Morgan St.	69 77								
323	H	Howard	62 59	287	A	UNCG	51 71								
252	A	Coppin St.	54 61	144	H	Old Dominion	52 69								
251	H	Bethune-Cookman	76 71	11	H	Maryland	30 106								
314	A	South Carolina St.	63 56	169	H	UMBC	52 55								

Non-Div I Games: Cheyney 76 46

UMES

■ Loss,
 ■ Non-Conf,
 ■ S Site,
 ■ Home
 ■ A Away
 N Neutral

Average RPI Win:	238	WON-LOST	WINNING	LAST 10	STRENGTH OF	OPP. STRENGTH	TEAM	ADJ.	CONF.	ADJ CONF.
Average RPI Loss:	219	RECORD	PCT. RANK	GAMES	SCHEDULE	OF SCHEDULE	RPI	RPI	RPI	RPI
DIV. I ONLY	6- 14	277	4- 6	332	233	308	308	25	25	
DIV. I NON-CONF.	3- 8	258	1- 2	330	217	316	316	25	25	
TOTALS	RPI 1-25	RPI 26-50	W-L RECORDS	RPI 51-100	RPI 101-150	RPI 150+				
6- 14	0- 0	0- 0	OVERALL	0- 2	0- 0	6- 12				
2- 6	0- 0	0- 0	HOME	0- 1	0- 0	2- 5				
4- 8	0- 0	0- 0	AWAY	0- 1	0- 0	4- 7				
0- 0	0- 0	0- 0	NEUTRAL	0- 0	0- 0	0- 0				
3- 8	0- 0	0- 0	NON-CONFERENCE	0- 1	0- 0	3- 7				
1- 3	0- 0	0- 0	HOME	0- 0	0- 0	1- 3				
2- 5	0- 0	0- 0	AWAY	0- 1	0- 0	2- 4				
0- 0	0- 0	0- 0	NEUTRAL	0- 0	0- 0	0- 0				
3- 6	0- 0	0- 0	CONFERENCE	0- 1	0- 0	3- 5				
1- 3	0- 0	0- 0	HOME	0- 1	0- 0	1- 2				
2- 3	0- 0	0- 0	AWAY	0- 0	0- 0	2- 3				
0- 0	0- 0	0- 0	NEUTRAL	0- 0	0- 0	0- 0				

RPI	S	Opponent	Score	RPI	S	Opponent	Score	RPI	S	Opponent	Score	RPI	S	Opponent	Score	Team's RPI: 308
89	A	Northwestern	38	80	172	H	SIUE	58	63	177	A	Milwaukee	48	70		
98	H	New Mexico St.	62	68	187	H	UTRGV	53	62	190	A	Kansas	47	44		
					196	A	Southeast Mo. St.	65	78	215	A	Morgan St.	59	50		
					220	A	Utah Valley	71	79	229	A	Grand Canyon	63	57		
					242	H	Indiana St.	47	77	243	A	CSU Bakersfield	56	40		
					243	H	CSU Bakersfield	68	78	247	A	Seattle	63	69		
					247	H	Seattle	64	43	264	A	Omaha	42	57		
					289	A	Towson	47	70	302	H	North Florida	55	62		
					306	H	Denver	68	58	306	H	Denver	68	58		
					339	A	Chicago St.	72	77	339	A	Chicago St.	72	77		
LAST 12 Division I GAMES:																
247	H	Seattle	64	43	98	H	New Mexico St.	62	68							
243	H	CSU Bakersfield	68	78	243	A	CSU Bakersfield	56	40							
339	A	Chicago St.	72	77	247	A	Seattle	63	69							
229	A	Grand Canyon	63	57	215	A	Morgan St.	59	50							
220	A	Utah Valley	71	79	289	A	Towson	47	70							
187	H	UTRGV	53	62	89	A	Northwestern	38	80							

Non-Div I Games: Stephens College 76 46 Bethany (KS) 64 51

UMKC

Loss, Non-Conf, S Site, H Home A Away N Neutral

Average RPI Win:	302	WON-LOST	WINNING	LAST 10	STRENGTH OF	OPP. STRENGTH	TEAM	ADJ.	CONF.	ADJ CONF.
Average RPI Loss:	172	RECORD	PCT. RANK	GAMES	SCHEDULE	OF SCHEDULE	RPI	RPI	RPI	RPI
DIV. I ONLY	4- 20	322	1- 9	218	256	315	315	15	15	
DIV. I NON-CONF.	3- 9	272	0- 0	265	300	296	296	18	18	
TOTALS	RPI 1-25	RPI 26-50	W-L RECORDS	RPI 51-100	RPI 101-150	RPI 150+				
4- 20	0- 1	0- 1	OVERALL	0- 3	0- 3	4- 12				
2- 9	0- 0	0- 0	HOME	0- 2	0- 1	2- 6				
2- 11	0- 0	0- 0	AWAY	0- 0	0- 0	2- 0				
0- 0	0- 0	0- 0	NEUTRAL	0- 0	0- 0	0- 0				
3- 9	0- 1	0- 1	NON-CONFERENCE	0- 0	0- 1	3- 6				
2- 2	0- 0	0- 0	HOME	0- 0	0- 0	2- 2				
1- 7	0- 1	0- 1	AWAY	0- 0	0- 1	1- 4				
0- 0	0- 0	0- 0	NEUTRAL	0- 0	0- 0	0- 0				
1- 11	0- 0	0- 0	CONFERENCE	0- 3	0- 2	1- 6				
0- 7	0- 0	0- 0	HOME	0- 2	0- 1	0- 4				
1- 4	0- 0	0- 0	AWAY	0- 1	0- 1	1- 2				
0- 0	0- 0	0- 0	NEUTRAL	0- 0	0- 0	0- 0				

RPI 1-25				RPI 26-50				RPI 51-100				RPI 101+ Team's RPI: 315			
RPI	S	Opponent	Score	RPI	S	Opponent	Score	RPI	S	Opponent	Score	RPI	S	Opponent	Score
11	A	Maryland	53 102	34	A	Miami (FL)	53 84	52	H	Albany (NY)	55 85	104	A	Boston College	55 66
								92	A	Maine	44 74	124	A	Stony Brook	46 60
								92	H	Maine	46 73	124	H	Stony Brook	50 64
												169	H	UMBC	44 68
												182	A	Rhode Island	64 72
												206	A	Hartford	59 72
												206	H	Hartford	70 75
												213	H	Bryant	64 83
												228	H	Binghamton	70 75
												231	H	Columbia	57 67
												258	A	New Hampshire	61 65
												261	A	Massachusetts	58 84
												263	H	Holy Cross	75 67
												277	A	Central Conn. St.	53 64
												286	A	Vermont	68 66
												286	H	Vermont	51 59
												298	A	FIU	68 71
												310	A	Fairleigh Dickinson	78 67
												348	H	Boston U.	70 57
LAST 12 Division I GAMES:															
				92	H	Maine	46 73	258	A	New Hampshire	61 65				
				286	A	Vermont	68 66	286	H	Vermont	51 59				
				124	A	Stony Brook	46 60	169	H	UMBC	44 68				
				206	H	Hartford	70 75	92	A	Maine	44 74				
				52	H	Albany (NY)	55 85	124	H	Stony Brook	50 64				
				228	H	Binghamton	70 75	206	A	Hartford	59 72				

Non-Div I Games:

UMass Lowell

■ Loss,
 ■ Non-Conf, S Site,
 ■ Home
 ■ Away
 N Neutral

UNC Asheville

Through Games Of Feb. 11, 2016

Average RPI Win:	273	WON-LOST	WINNING	LAST 10	STRENGTH OF	OPP. STRENGTH	TEAM	ADJ.	CONF.	ADJ CONF.
Average RPI Loss:	177	RECORD	PCT. RANK	GAMES	SCHEDULE	OF SCHEDULE	RPI	RPI	RPI	RPI
DIV. I ONLY	17- 4	30	8- 2	339	289	140	140	26	26	
DIV. I NON-CONF.	5- 2	86	0- 0	342	267	181	181	29	29	
TOTALS	RPI 1-25	RPI 26-50	W-L RECORDS	RPI 51-100	RPI 101-150	RPI 150+				
17- 4	0- 0	0- 0	OVERALL	0- 0	0- 2	17- 2				
7- 1	0- 0	0- 0	HOME	0- 0	0- 0	7- 1				
10- 3	0- 0	0- 0	AWAY	0- 0	0- 0	10- 0				
0- 0	0- 0	0- 0	NEUTRAL	0- 0	0- 0	0- 0				
5- 2	0- 0	0- 0	NON-CONFERENCE	0- 0	0- 1	5- 1				
3- 0	0- 0	0- 0	HOME	0- 0	0- 0	3- 0				
2- 2	0- 0	0- 0	AWAY	0- 0	0- 1	2- 1				
0- 0	0- 0	0- 0	NEUTRAL	0- 0	0- 0	0- 0				
12- 2	0- 0	0- 0	CONFERENCE	0- 0	0- 1	12- 1				
4- 1	0- 0	0- 0	HOME	0- 0	0- 0	4- 1				
8- 1	0- 0	0- 0	AWAY	0- 0	0- 1	8- 0				
0- 0	0- 0	0- 0	NEUTRAL	0- 0	0- 0	0- 0				

RPI 1-25			RPI 26-50			RPI 51-100			RPI 101+			Team's RPI: 140
RPI	S	Opponent	Score	RPI	S	Opponent	Score	RPI	S	Opponent	Score	
								102	A	Liberty	53	71
								143	A	ETSU	68	74
								214	H	Furman	84	71
								216	A	Radford	54	46
								218	A	Presbyterian	72	63
								218	H	Presbyterian	68	59
								225	H	Gardner-Webb	56	58
								227	H	USC Upstate	68	59
								236	A	Clemson	49	67
								241	A	High Point	82	81
								282	A	Campbell	72	58
								287	H	UNCG	95	52
								295	A	Coastal Caro.	63	52
								295	H	Coastal Caro.	77	69
								300	A	Charleston So.	58	50
								301	A	Western Caro.	67	45
								303	A	Wofford	70	63
								311	A	Longwood	61	54
								311	H	Longwood	81	42
								313	A	Winthrop	67	59
								313	H	Winthrop	63	55
LAST 12 Division I GAMES:												
311	A	Longwood	61	54	225	H	Gardner-Webb	56	58			
295	H	Coastal Caro.	77	69	311	H	Longwood	81	42			
313	A	Winthrop	67	59	300	A	Charleston So.	58	50			
216	A	Radford	54	46	102	A	Liberty	53	71			
218	H	Presbyterian	68	59	282	A	Campbell	72	58			
241	A	High Point	82	81	313	H	Winthrop	63	55			

Non-Div I Games: Montreat 89 41 Warren Wilson 108 47

UNC Asheville

Loss, Non-Conf, S Site, H Home A Away N Neutral

Average RPI Win: 310	WON-LOST	WINNING	LAST 10	STRENGTH OF	OPP. STRENGTH	TEAM	ADJ.	CONF.	ADJ CONF.
Average RPI Loss: 158	RECORD	PCT. RANK	GAMES	SCHEDULE	OF SCHEDULE	RPI	RPI	RPI	RPI
DIV. I ONLY	6- 16	285	0- 10	202	279	287	287	17	17
DIV. I NON-CONF.	6- 6	160	2- 0	270	342	214	214	16	16
TOTALS	RPI 1-25	RPI 26-50	W-L RECORDS	RPI 51-100	RPI 101-150	RPI 150+			
6- 16	0- 1	0- 0	OVERALL	0- 3	0- 6	6- 6			
4- 6	0- 0	0- 0	HOME	0- 1	0- 2	4- 3			
1- 10	0- 1	0- 0	AWAY	0- 2	0- 4	1- 3			
1- 0	0- 0	0- 0	NEUTRAL	0- 0	0- 0	1- 0			
6- 6	0- 1	0- 0	NON-CONFERENCE	0- 1	0- 1	6- 3			
4- 1	0- 0	0- 0	HOME	0- 0	0- 0	4- 1			
1- 5	0- 1	0- 0	AWAY	0- 1	0- 1	1- 2			
1- 0	0- 0	0- 0	NEUTRAL	0- 0	0- 0	1- 0			
0- 10	0- 0	0- 0	CONFERENCE	0- 2	0- 5	0- 3			
0- 5	0- 0	0- 0	HOME	0- 1	0- 2	0- 2			
0- 5	0- 0	0- 0	AWAY	0- 1	0- 3	0- 1			
0- 0	0- 0	0- 0	NEUTRAL	0- 0	0- 0	0- 0			

RPI 1-25				RPI 26-50				RPI 51-100				RPI 101+ Team's RPI: 287			
RPI	S	Opponent	Score	RPI	S	Opponent	Score	RPI	S	Opponent	Score	RPI	S	Opponent	Score
3	A	South Carolina	44 92					57	A	Chattanooga	61 72	122	A	Samford	49 80
								57	H	Chattanooga	53 74	122	H	Samford	52 57
								83	A	Tulane	53 74	126	A	Mercer	47 81
												126	H	Mercer	78 86
												140	A	UNC Asheville	52 95
												143	A	ETSU	73 89
												214	H	Furman	59 75
												225	A	Gardner-Webb	57 59
												227	A	USC Upstate	61 84
												241	H	High Point	82 72
												272	H	Tennessee Tech	64 73
												301	A	Western Caro.	72 84
												303	H	Wofford	56 58
												304	N	Cleveland St.	55 51
												311	H	Longwood	81 60
												317	H	UMES	71 51
												340	A	New Orleans	81 79
												349	H	N.C. Central	103 56
LAST 12 Division I GAMES:															
				57	H	Chattanooga	53 74	57	A	Chattanooga	61 72				
				126	A	Mercer	47 81	143	A	ETSU	73 89				
				122	A	Samford	49 80	122	H	Samford	52 57				
				301	A	Western Caro.	72 84	126	H	Mercer	78 86				
				214	H	Furman	59 75	349	H	N.C. Central	103 56				
				303	H	Wofford	56 58	317	H	UMES	71 51				

Non-Div I Games: Barton 82 55 Pfeiffer 71 52 Francis Marion 63 **66**

UNCG

UNCWUNCW

UNCW

Page 312

U

I

I

I

I

Average RPI Win:	269	WON-LOST	WINNING	LAST 10	STRENGTH OF	OPP. STRENGTH	TEAM	ADJ.	CONF.	ADJ CONF.
Average RPI Loss:	114	RECORD	PCT. RANK	GAMES	SCHEDULE	OF SCHEDULE	RPI	RPI	RPI	RPI
DIV. I ONLY	12- 10	145	6- 4	252	202	193	193	20	20	
DIV. I NON-CONF.	6- 4	125	0- 0	263	212	174	174	20	20	
TOTALS	RPI 1-25	RPI 26-50	W-L RECORDS	RPI 51-100	RPI 101-150	RPI 150+				
12- 10	0- 1	0- 2	OVERALL	0- 1	0- 3	12- 3				
8- 3	0- 0	0- 1	HOME	0- 1	0- 1	8- 0				
4- 6	0- 1	0- 0	AWAY	0- 0	0- 2	4- 3				
0- 1	0- 0	0- 1	NEUTRAL	0- 0	0- 0	0- 0				
6- 4	0- 1	0- 1	NON-CONFERENCE	0- 1	0- 0	6- 1				
4- 1	0- 0	0- 0	HOME	0- 1	0- 0	4- 0				
2- 2	0- 1	0- 0	AWAY	0- 0	0- 0	2- 1				
0- 1	0- 0	0- 1	NEUTRAL	0- 0	0- 0	0- 0				
6- 6	0- 0	0- 1	CONFERENCE	0- 0	0- 3	6- 2				
4- 2	0- 0	0- 1	HOME	0- 0	0- 1	4- 0				
2- 4	0- 0	0- 0	AWAY	0- 0	0- 2	2- 2				
0- 0	0- 0	0- 0	NEUTRAL	0- 0	0- 0	0- 0				

RPI 1-25				RPI 26-50				RPI 51-100				RPI 101+ Team's RPI: 193			
RPI	S	Opponent	Score	RPI	S	Opponent	Score	RPI	S	Opponent	Score	RPI	S	Opponent	Score
25	A	Southern California	42 73	31	N	UTEP	52 60	99	H	Drake	68 76	125	A	Boise St.	56 75
				50	H	Colorado St.	56 64					138	A	Fresno St.	54 58
												138	H	Fresno St.	52 57
												154	A	Long Beach St.	63 67
												176	H	George Mason	67 59
												181	A	New Mexico	53 67
												181	H	New Mexico	57 48
												203	A	San Jose St.	61 69
												211	H	Utah St.	46 38
												249	A	San Diego St.	55 41
												250	H	Wyoming	66 37
												253	H	Pepperdine	83 63
												256	A	Houston	63 60
												321	A	A&M-Corpus Christi	65 51
												326	H	UC Irvine	72 52
												327	H	Nevada	65 59
												331	H	Southern Utah	79 44
												341	A	Air Force	60 56
LAST 12 Division I GAMES:															
203	A	San Jose St.	61 69	211	H	Utah St.	46 38	341	A	Air Force	60 56				
138	H	Fresno St.	52 57	181	A	New Mexico	53 67	250	H	Wyoming	66 37				
181	H	New Mexico	57 48	50	H	Colorado St.	56 64	138	A	Fresno St.	54 58				
249	A	San Diego St.	55 41												
125	A	Boise St.	56 75												
327	H	Nevada	65 59												

Non-Div I Games: Cal St. San Marcos 62 43

UNLV

■ Loss,
 ■ Non-Conf,
 ■ S Site,
 ■ Home
 ■ A Away
 N Neutral

Average RPI Win:	306	WON-LOST	WINNING	LAST 10	STRENGTH OF	OPP. STRENGTH	TEAM	ADJ.	CONF.	ADJ CONF.
Average RPI Loss:	146	RECORD	PCT. RANK	GAMES	SCHEDULE	OF SCHEDULE	RPI	RPI	RPI	RPI
DIV. I ONLY	13- 8	108	8- 2	345	273	227	227	29	29	
DIV. I NON-CONF.	6- 6	160	2- 0	341	286	262	262	27	27	
TOTALS	RPI 1-25	RPI 26-50	W-L RECORDS	RPI 51-100	RPI 101-150	RPI 150+				
13- 8	0- 0	0- 0	OVERALL	0- 3	0- 2	13- 3				
6- 2	0- 0	0- 0	HOME	0- 0	0- 0	6- 2				
7- 6	0- 0	0- 0	AWAY	0- 3	0- 2	7- 1				
0- 0	0- 0	0- 0	NEUTRAL	0- 0	0- 0	0- 0				
6- 6	0- 0	0- 0	NON-CONFERENCE	0- 2	0- 2	6- 2				
3- 1	0- 0	0- 0	HOME	0- 0	0- 0	3- 1				
3- 5	0- 0	0- 0	AWAY	0- 2	0- 2	3- 1				
0- 0	0- 0	0- 0	NEUTRAL	0- 0	0- 0	0- 0				
7- 2	0- 0	0- 0	CONFERENCE	0- 1	0- 0	7- 1				
3- 1	0- 0	0- 0	HOME	0- 0	0- 0	3- 1				
4- 1	0- 0	0- 0	AWAY	0- 1	0- 0	4- 0				
0- 0	0- 0	0- 0	NEUTRAL	0- 0	0- 0	0- 0				

RPI 1-25				RPI 26-50				RPI 51-100				RPI 101+ Team's RPI: 227					
RPI	S	Opponent	Score	RPI	S	Opponent	Score	RPI	S	Opponent	Score	RPI	S	Opponent	Score		
								65	A	FGCU	43	54	103	A	North Carolina	40	80
								79	A	Michigan	61	119	140	A	UNC Asheville	59	68
								80	A	Georgia Tech	46	87	167	H	Jacksonville	43	49
												175	A	Stetson	61	56	
												214	H	Furman	63	75	
												287	H	UNCG	84	61	
												292	A	Kennesaw St.	61	53	
												292	H	Kennesaw St.	66	57	
												294	A	Morehead St.	86	72	
												301	H	Western Caro.	68	59	
												302	H	North Florida	69	54	
												317	A	UMES	59	78	
												332	A	IPFW	84	81	
												335	A	Lipscomb	81	54	
												335	H	Lipscomb	93	71	
												343	A	NJIT	58	41	
												346	A	Norfolk St.	82	62	
												349	H	N.C. Central	68	46	
LAST 12 Division I GAMES:																	
				292	A	Kennesaw St.	61	53				175	A	Stetson	61	56	
				335	H	Lipscomb	93	71				65	A	FGCU	43	54	
				292	H	Kennesaw St.	66	57				343	A	NJIT	58	41	
				335	A	Lipscomb	81	54				301	H	Western Caro.	68	59	
				302	H	North Florida	69	54				349	H	N.C. Central	68	46	
				167	H	Jacksonville	43	49				103	A	North Carolina	40	80	

Non-Div I Games: Southern Wesleyan 84 51 Mars Hill 81 65 Bob Jones 96 46

USC Upstate

Loss, Non-Conf, S Site, H Home A Away N Neutral

Average RPI Win:	228	WON-LOST	WINNING	LAST 10	STRENGTH OF	OPP. STRENGTH	TEAM	ADJ.	CONF.	ADJ CONF.
Average RPI Loss:	87	RECORD	PCT. RANK	GAMES	SCHEDULE	OF SCHEDULE	RPI	RPI	RPI	RPI
DIV. I ONLY	17- 7	65	10- 0	205	160	86	86	24	24	
DIV. I NON-CONF.	7- 6	156	0- 1	103	43	92	92	23	23	
TOTALS	RPI 1-25	RPI 26-50	W-L RECORDS	RPI 51-100	RPI 101-150	RPI 150+				
17- 7	0- 1	0- 1	OVERALL	0- 3	3- 0	14- 2				
8- 1	0- 0	0- 1	HOME	0- 0	1- 0	7- 0				
8- 6	0- 1	0- 0	AWAY	0- 3	1- 0	7- 2				
1- 0	0- 0	0- 0	NEUTRAL	0- 0	1- 0	0- 0				
7- 6	0- 1	0- 1	NON-CONFERENCE	0- 3	3- 0	4- 1				
3- 1	0- 0	0- 1	HOME	0- 0	1- 0	2- 0				
3- 5	0- 1	0- 0	AWAY	0- 3	1- 0	2- 1				
1- 0	0- 0	0- 0	NEUTRAL	0- 0	1- 0	0- 0				
10- 1	0- 0	0- 0	CONFERENCE	0- 0	0- 0	10- 1				
5- 0	0- 0	0- 0	HOME	0- 0	0- 0	5- 0				
5- 1	0- 0	0- 0	AWAY	0- 0	0- 0	5- 1				
0- 0	0- 0	0- 0	NEUTRAL	0- 0	0- 0	0- 0				

RPI 1-25				RPI 26-50				RPI 51-100 Team's RPI: 86				RPI 101+			
RPI	S	Opponent	Score	RPI	S	Opponent	Score	RPI	S	Opponent	Score	RPI	S	Opponent	Score
20	A	Louisville	66 88	44	H	Arkansas St.	74 76	53	A	Iowa	56 62	118	N	North Dakota	84 58
								57	A	Chattanooga	46 61	122	H	Samford	52 50
								66	A	Vanderbilt	61 64	139	A	Southern Ill.	70 63
												151	H	Alabama	83 65
												161	A	Illinois	74 94
												172	A	SIUE	85 79
												196	A	Southeast Mo. St.	84 74
												196	H	Southeast Mo. St.	95 65
												207	A	Eastern Ky.	61 70
												208	A	Cincinnati	63 57
												260	H	Miami (OH)	74 47
												266	H	Tennessee St.	77 50
												272	H	Tennessee Tech	67 53
												275	A	Jacksonville St.	63 53
												276	H	Murray St.	92 62
												281	H	Austin Peay	75 51
												294	A	Morehead St.	85 67
												319	A	Evansville	75 48
												336	A	Eastern Ill.	65 39
LAST 12 Division I GAMES:															
196	H	Southeast Mo. St.	95 65	336	A	Eastern Ill.	65 39								
172	A	SIUE	85 79	275	A	Jacksonville St.	63 53								
281	H	Austin Peay	75 51	272	H	Tennessee Tech	67 53								
276	H	Murray St.	92 62	294	A	Morehead St.	85 67								
266	H	Tennessee St.	77 50	207	A	Eastern Ky.	61 70								
196	A	Southeast Mo. St.	84 74	20	A	Louisville	66 88								

Non-Div I Games:

UT Martin

■ Loss,
 ■ Non-Conf,
 ■ S Site,
 ■ Home
 ■ Away
 N Neutral

Average RPI Win: 183	WON-LOST	WINNING	LAST 10	STRENGTH OF	OPP. STRENGTH	TEAM	ADJ.	CONF.	ADJ CONF.
Average RPI Loss: 145	RECORD	PCT. RANK	GAMES	SCHEDULE	OF SCHEDULE	RPI	RPI	RPI	RPI
DIV. I ONLY	19- 2	8	9- 1	148	169	31	31	11	11
DIV. I NON-CONF.	8- 1	23	0- 0	77	295	19	19	10	10
TOTALS	RPI 1-25	RPI 26-50	W-L RECORDS	RPI 51-100	RPI 101-150	RPI 150+			
19- 2	0- 0	0- 0	OVERALL	4- 0	1- 1	14- 1			
12- 0	0- 0	0- 0	HOME	2- 0	1- 0	9- 0			
6- 2	0- 0	0- 0	AWAY	2- 0	0- 1	4- 1			
1- 0	0- 0	0- 0	NEUTRAL	0- 0	0- 0	1- 0			
8- 1	0- 0	0- 0	NON-CONFERENCE	2- 0	0- 0	6- 1			
6- 0	0- 0	0- 0	HOME	1- 0	0- 0	5- 0			
1- 1	0- 0	0- 0	AWAY	1- 0	0- 0	0- 1			
1- 0	0- 0	0- 0	NEUTRAL	0- 0	0- 0	1- 0			
11- 1	0- 0	0- 0	CONFERENCE	2- 0	1- 1	8- 0			
6- 0	0- 0	0- 0	HOME	1- 0	1- 0	4- 0			
5- 1	0- 0	0- 0	AWAY	1- 0	0- 1	4- 0			
0- 0	0- 0	0- 0	NEUTRAL	0- 0	0- 0	0- 0			

RPI 1-25			RPI 26-50			Team's RPI: 31			RPI 51-100			RPI 101+		
RPI	S	Opponent	Score	RPI	S	Opponent	Score		RPI	S	Opponent	Score		
									58	A	Western Ky.	85	78	
									74	H	UC Riverside	68	57	
									78	H	Middle Tenn.	84	73	
									98	A	New Mexico St.	71	65	
												135	A	Marshall
												150	H	UAB
												152	H	Southern Miss.
												154	A	Long Beach St.
												165	H	Hampton
												168	H	Louisiana Tech
												173	A	Fla. Atlantic
												181	H	New Mexico
												193	N	UNLV
												200	H	Idaho St.
												212	A	North Texas
												224	H	UTSA
												234	H	Houston Baptist
												245	A	Rice
												267	H	Northern Ariz.
												298	A	FIU
												298	H	FIU
LAST 12 Division I GAMES:														

Non-Div I Games: Tex. Permian Basin 86 32

UTEP

Loss, Non-Conf, S Site, H Home A Away N Neutral

Average RPI Win:	265	WON-LOST	WINNING	LAST 10	STRENGTH OF	OPP. STRENGTH	TEAM	ADJ.	CONF.	ADJ CONF.
Average RPI Loss:	135	RECORD	PCT. RANK	GAMES	SCHEDULE	OF SCHEDULE	RPI	RPI	RPI	RPI
DIV. I ONLY	11- 10	156	6- 4	290	186	187	187	25	25	
DIV. I NON-CONF.	5- 7	198	1- 1	266	107	183	183	25	25	
TOTALS	RPI 1-25	RPI 26-50	W-L RECORDS	RPI 51-100	RPI 101-150	RPI 150+				
11- 10	0- 2	0- 1	OVERALL	0- 2	0- 1	11- 4				
4- 2	0- 0	0- 0	HOME	0- 1	0- 0	4- 1				
6- 7	0- 2	0- 1	AWAY	0- 1	0- 1	6- 2				
1- 1	0- 0	0- 0	NEUTRAL	0- 0	0- 0	1- 1				
5- 7	0- 2	0- 1	NON-CONFERENCE	0- 1	0- 1	5- 2				
1- 0	0- 0	0- 0	HOME	0- 0	0- 0	1- 0				
3- 6	0- 2	0- 1	AWAY	0- 1	0- 1	3- 1				
1- 1	0- 0	0- 0	NEUTRAL	0- 0	0- 0	1- 1				
6- 3	0- 0	0- 0	CONFERENCE	0- 1	0- 0	6- 2				
3- 2	0- 0	0- 0	HOME	0- 1	0- 0	3- 1				
3- 1	0- 0	0- 0	AWAY	0- 0	0- 0	3- 1				
0- 0	0- 0	0- 0	NEUTRAL	0- 0	0- 0	0- 0				

RPI 1-25			RPI 26-50			RPI 51-100			RPI 101+ Team's RPI: 187		
RPI	S	Opponent	Score	RPI	S	Opponent	Score	RPI	S	Opponent	Score
16	A	Oklahoma St.	54 78	46	A	Kansas St.	43 61	94	A	TCU	67 71
24	A	Syracuse	32 91					98	H	New Mexico St.	57 68
										Eastern Mich.	56 78
										East Carolina	59 70
										Cal Poly	66 58
										Utah Valley	57 71
										Utah Valley	61 48
										Grand Canyon	68 66
										Grand Canyon	52 28
										CSU Bakersfield	60 46
										Seattle	71 74
										Houston	55 45
										UC Santa Barbara	62 60
										UMKC	62 53
										A&M-Corpus Christi	46 49
										Incarinate Word	68 50
										Incarinate Word	60 47
										Chicago St.	64 56
LAST 12 Division I GAMES:											
229	A	Grand Canyon	68 66	339	A	Chicago St.	64 56				
220	A	Utah Valley	57 71	220	H	Utah Valley	61 48				
98	H	New Mexico St.	57 68	229	H	Grand Canyon	52 28				
247	H	Seattle	71 74	24	A	Syracuse	32 91				
243	H	CSU Bakersfield	60 46	256	A	Houston	55 45				
308	A	UMKC	62 53	322	H	Incarinate Word	60 47				

Non-Div I Games: Concordia (TX) 90 44 Evangel 75 60 Texas Lutheran 90 38

UTRGV

Loss, Non-Conf, S Site, H Home A Away N Neutral

Average RPI Win: 220	WON-LOST	WINNING	LAST 10	STRENGTH OF	OPP. STRENGTH	TEAM	ADJ.	CONF.	ADJ CONF.
Average RPI Loss: 127	RECORD	PCT. RANK	GAMES	SCHEDULE	OF SCHEDULE	RPI	RPI	RPI	RPI
DIV. I ONLY	6- 14	277	4- 6	84	158	224	224	11	11
DIV. I NON-CONF.	2- 6	272	0- 0	41	262	224	224	10	10
TOTALS	RPI 1-25	RPI 26-50	W-L RECORDS	RPI 51-100	RPI 101-150	RPI 150+			
6- 14	0- 1	0- 2	OVERALL	0- 3	1- 2	5- 6			
5- 4	0- 0	0- 0	HOME	0- 1	1- 1	4- 2			
1- 10	0- 1	0- 2	AWAY	0- 2	0- 1	1- 4			
0- 0	0- 0	0- 0	NEUTRAL	0- 0	0- 0	0- 0			
2- 6	0- 1	0- 1	NON-CONFERENCE	0- 1	0- 1	2- 2			
2- 2	0- 0	0- 0	HOME	0- 0	0- 1	2- 1			
0- 4	0- 1	0- 1	AWAY	0- 1	0- 0	0- 1			
0- 0	0- 0	0- 0	NEUTRAL	0- 0	0- 0	0- 0			
4- 8	0- 0	0- 1	CONFERENCE	0- 2	1- 1	3- 4			
3- 2	0- 0	0- 0	HOME	0- 1	1- 0	2- 1			
1- 6	0- 0	0- 1	AWAY	0- 1	0- 1	1- 3			
0- 0	0- 0	0- 0	NEUTRAL	0- 0	0- 0	0- 0			

RPI 1-25				RPI 26-50				RPI 51-100				RPI 101+ Team's RPI: 224			
RPI	S	Opponent	Score	RPI	S	Opponent	Score	RPI	S	Opponent	Score	RPI	S	Opponent	Score
8	A	Texas	53 90	31	A	UTEP	55 62	58	A	Western Ky.	65 72	135	A	Marshall	76 80
				35	A	Oklahoma	41 80	63	A	Abilene Christian	60 79	140	H	Texas-Arlington	47 51
								78	H	Middle Tenn.	63 74	150	H	UAB	54 52
												152	H	Southern Miss.	47 41
												168	H	Louisiana Tech	72 82
												173	A	Fla. Atlantic	51 64
												173	H	Fla. Atlantic	57 54
												202	A	Texas St.	64 72
												212	A	North Texas	58 68
												233	H	Texas Southern	44 59
												234	H	Houston Baptist	79 50
												245	A	Rice	48 49
												298	A	FIU	63 52
												312	H	Illinois St.	77 51
LAST 12 Division I GAMES:															
173	H	Fla. Atlantic	57 54	298	A	FIU	63 52								
135	A	Marshall	76 80	31	A	UTEP	55 62								
58	A	Western Ky.	65 72	78	H	Middle Tenn.	63 74								
152	H	Southern Miss.	47 41	150	H	UAB	54 52								
168	H	Louisiana Tech	72 82	245	A	Rice	48 49								
173	A	Fla. Atlantic	51 64	212	A	North Texas	58 68								

Non-Div I Games: Howard Payne 106 65 Tex. A&M-Kingsville 88 51

UTSA

Loss, Non-Conf, S Site, H Home A Away N Neutral

Average RPI Win:	250	WON-LOST	WINNING	LAST 10	STRENGTH OF	OPP. STRENGTH	TEAM	ADJ.	CONF.	ADJ CONF.
Average RPI Loss:	145	RECORD	PCT. RANK	GAMES	SCHEDULE	OF SCHEDULE	RPI	RPI	RPI	RPI
DIV. I ONLY	9- 12	210	5- 5	210	187	211	211	20	20	
DIV. I NON-CONF.	3- 6	234	0- 0	207	124	216	216	20	20	
TOTALS	RPI 1-25	RPI 26-50	W-L RECORDS	RPI 51-100	RPI 101-150	RPI 150+				
9- 12	0- 1	0- 1	OVERALL	0- 1	0- 2	9- 7				
4- 5	0- 0	0- 1	HOME	0- 1	0- 1	4- 2				
4- 7	0- 1	0- 0	AWAY	0- 0	0- 1	4- 5				
1- 0	0- 0	0- 0	NEUTRAL	0- 0	0- 0	1- 0				
3- 6	0- 1	0- 0	NON-CONFERENCE	0- 1	0- 0	3- 4				
1- 2	0- 0	0- 0	HOME	0- 1	0- 0	1- 1				
1- 4	0- 1	0- 0	AWAY	0- 0	0- 0	1- 3				
1- 0	0- 0	0- 0	NEUTRAL	0- 0	0- 0	1- 0				
6- 6	0- 0	0- 1	CONFERENCE	0- 0	0- 2	6- 3				
3- 3	0- 0	0- 1	HOME	0- 0	0- 1	3- 1				
3- 3	0- 0	0- 0	AWAY	0- 0	0- 1	3- 2				
0- 0	0- 0	0- 0	NEUTRAL	0- 0	0- 0	0- 0				

RPI 1-25				RPI 26-50				RPI 51-100				RPI 101+ Team's RPI: 211			
RPI	S	Opponent	Score	RPI	S	Opponent	Score	RPI	S	Opponent	Score	RPI	S	Opponent	Score
14	A	BYU	69 81	50	H	Colorado St.	49 69	70	H	Utah	61 64	125	A	Boise St.	78 84
												125	H	Boise St.	58 63
												155	A	Northern Colo.	60 74
												164	H	Pacific	78 70
												181	A	New Mexico	70 73
												181	H	New Mexico	72 56
												193	A	UNLV	38 46
												199	H	Sacramento St.	86 95
												200	A	Idaho St.	67 81
												203	H	San Jose St.	74 86
												219	A	Montana	70 86
												220	A	Utah Valley	76 72
												249	A	San Diego St.	55 36
												249	H	San Diego St.	72 59
												250	H	Wyoming	84 75
												266	N	Tennessee St.	63 46
												327	A	Nevada	79 66
												341	A	Air Force	66 53
LAST 12 Division I GAMES:															
181	A	New Mexico	70 73	50	H	Colorado St.	49 69	341	A	Air Force	66 53				
250	H	Wyoming	84 75					181	H	New Mexico	72 56				
125	H	Boise St.	58 63					125	A	Boise St.	78 84				
327	A	Nevada	79 66					249	A	San Diego St.	55 36				
249	H	San Diego St.	72 59					203	H	San Jose St.	74 86				
193	A	UNLV	38 46												

Non-Div I Games: Westminster (UT) 74 67 Haskell 90 63

Utah St.

Loss, Non-Conf, S Site, H Home A Away N Neutral

Utah Valley

Through Games Of Feb. 11, 2016

Average RPI Win:	249	WON-LOST	WINNING	LAST 10	STRENGTH OF	OPP. STRENGTH	TEAM	ADJ.	CONF.	ADJ CONF.
Average RPI Loss:	158	RECORD	PCT. RANK	GAMES	SCHEDULE	OF SCHEDULE	RPI	RPI	RPI	RPI
DIV. I ONLY	9- 13	223	4- 6	157	307	220	220	25	25	
DIV. I NON-CONF.	5- 8	209	1- 2	148	301	196	196	25	25	
TOTALS	RPI 1-25	RPI 26-50	W-L RECORDS	RPI 51-100	RPI 101-150	RPI 150+				
9- 13	0- 1	0- 0	OVERALL	0- 3	2- 0	7- 9				
5- 5	0- 0	0- 0	HOME	0- 1	1- 0	4- 4				
4- 7	0- 1	0- 0	AWAY	0- 2	1- 0	3- 4				
0- 1	0- 0	0- 0	NEUTRAL	0- 0	0- 0	0- 1				
5- 8	0- 1	0- 0	NON-CONFERENCE	0- 1	2- 0	3- 6				
2- 3	0- 0	0- 0	HOME	0- 0	1- 0	1- 3				
3- 4	0- 1	0- 0	AWAY	0- 1	1- 0	2- 2				
0- 1	0- 0	0- 0	NEUTRAL	0- 0	0- 0	0- 1				
4- 5	0- 0	0- 0	CONFERENCE	0- 2	0- 0	4- 3				
3- 2	0- 0	0- 0	HOME	0- 1	0- 0	3- 1				
1- 3	0- 0	0- 0	AWAY	0- 1	0- 0	1- 2				
0- 0	0- 0	0- 0	NEUTRAL	0- 0	0- 0	0- 0				

RPI 1-25				RPI 26-50				RPI 51-100				RPI 101+ Team's RPI: 220			
RPI	S	Opponent	Score	RPI	S	Opponent	Score	RPI	S	Opponent	Score	RPI	S	Opponent	Score
14	A	BYU	62 78					61	A	Oregon	68 79	114	H	San Francisco	94 88
								98	A	New Mexico St.	68 73	125	A	Boise St.	72 70
								98	H	New Mexico St.	53 59	151	N	Alabama	60 67
												185	H	UC Davis	55 59
												187	A	UTRGV	48 61
												187	H	UTRGV	71 57
												188	A	Eastern Wash.	64 68
												191	A	Weber St.	56 61
												200	H	Idaho St.	47 56
												211	H	Utah St.	72 76
												229	H	Grand Canyon	53 61
												243	A	CSU Bakersfield	54 61
												247	A	Seattle	61 44
												264	A	Omaha	74 59
												308	H	UMKC	79 71
												327	A	Nevada	73 65
												331	H	Southern Utah	70 58
												339	H	Chicago St.	74 46
LAST 12 Division I GAMES:															
				98	H	New Mexico St.	53 59					229	H	Grand Canyon	53 61
				187	H	UTRGV	71 57					187	A	UTRGV	48 61
				243	A	CSU Bakersfield	54 61					98	A	New Mexico St.	68 73
				247	A	Seattle	61 44					185	H	UC Davis	55 59
				339	H	Chicago St.	74 46					200	H	Idaho St.	47 56
				308	H	UMKC	79 71					264	A	Omaha	74 59

Non-Div I Games: Bethesda (CA) 91 64 Dixie St. 77 63

Utah Valley

Loss, Non-Conf, S Site, H Home A Away N Neutral

Average RPI Win: 193	WON-LOST	WINNING	LAST 10	STRENGTH OF	OPP. STRENGTH	TEAM	ADJ.	CONF.	ADJ CONF.
Average RPI Loss: 107	RECORD	PCT. RANK	GAMES	SCHEDULE	OF SCHEDULE	RPI	RPI	RPI	RPI
DIV. I ONLY	17- 7	65	5- 5	146	139	97	97	7	7
DIV. I NON-CONF.	11- 2	28	1- 0	185	278	60	60	8	8
TOTALS	RPI 1-25	RPI 26-50	W-L RECORDS	RPI 51-100	RPI 101-150	RPI 150+			
17- 7	1- 1	2- 0	OVERALL	0- 2	2- 2	12- 2			
10- 4	0- 1	1- 0	HOME	0- 2	1- 0	8- 1			
7- 2	1- 0	1- 0	AWAY	0- 0	1- 0	4- 0			
0- 1	0- 0	0- 0	NEUTRAL	0- 0	0- 1	0- 0			
11- 2	1- 0	0- 0	NON-CONFERENCE	0- 0	2- 2	8- 0			
7- 0	0- 0	0- 0	HOME	0- 0	1- 0	6- 0			
4- 1	1- 0	0- 0	AWAY	0- 0	1- 1	2- 0			
0- 1	0- 0	0- 0	NEUTRAL	0- 0	0- 1	0- 0			
6- 5	0- 1	2- 0	CONFERENCE	0- 2	0- 0	4- 2			
3- 4	0- 1	1- 0	HOME	0- 2	0- 0	2- 1			
3- 1	0- 0	1- 0	AWAY	0- 0	0- 0	2- 1			
0- 0	0- 0	0- 0	NEUTRAL	0- 0	0- 0	0- 0			

RPI 1-25				RPI 26-50				RPI 51-100				Team's RPI: 97	RPI 101+			
RPI	S	Opponent	Score	RPI	S	Opponent	Score	RPI	S	Opponent	Score		RPI	S	Opponent	Score
9	A	Arizona St.	57 48	28	H	St. Bonaventure	52 47	77	H	Saint Louis	72 77		108	N	Toledo	61 80
23	H	Duquesne	67 71	48	A	Dayton	74 72	93	H	Saint Joseph's	63 66		112	A	Iona	74 58
													113	A	IUPUI	69 70
													144	H	Old Dominion	74 54
													159	H	Davidson	50 56
													160	H	Fordham	61 51
													176	A	George Mason	54 70
													197	H	William & Mary	73 47
													214	H	Furman	67 45
													222	H	Richmond	53 42
													238	H	UNCW	58 45
													241	A	High Point	69 39
													252	H	Coppin St.	73 42
													261	A	Massachusetts	74 66
													274	A	N.C. A&T	64 49
													278	A	La Salle	84 76
													282	H	Campbell	57 34
													317	H	UMES	63 39
LAST 12 Division I GAMES:																
278	A	La Salle	84 76	159	H	Davidson	50 56									
28	H	St. Bonaventure	52 47	48	A	Dayton	74 72									
23	H	Duquesne	67 71	93	H	Saint Joseph's	63 66									
160	H	Fordham	61 51	77	H	Saint Louis	72 77									
222	H	Richmond	53 42	261	A	Massachusetts	74 66									
176	A	George Mason	54 70	274	A	N.C. A&T	64 49									

Non-Div I Games:

VCU

■ Loss,
■ Non-Conf,
■ S Site,
■ H Home
■ A Away
N Neutral

Valparaiso

Through Games Of Feb. 11, 2016

Average RPI Win: 189	WON-LOST	WINNING	LAST 10	STRENGTH OF	OPP. STRENGTH	TEAM	ADJ.	CONF.	ADJ CONF.
Average RPI Loss: 129	RECORD	PCT. RANK	GAMES	SCHEDULE	OF SCHEDULE	RPI	RPI	RPI	RPI
DIV. I ONLY	5- 15	292	3- 7	47	159	223	223	14	14
DIV. I NON-CONF.	1- 7	318	0- 0	31	46	242	242	15	15
TOTALS	RPI 1-25	RPI 26-50	W-L RECORDS	RPI 51-100	RPI 101-150	RPI 150+			
5- 15	0- 3	0- 0	OVERALL	0- 1	2- 4	3- 7			
4- 7	0- 1	0- 0	HOME	0- 0	1- 3	3- 3			
1- 7	0- 2	0- 0	AWAY	0- 1	1- 1	0- 3			
0- 1	0- 0	0- 0	NEUTRAL	0- 0	0- 0	0- 1			
1- 7	0- 2	0- 0	NON-CONFERENCE	0- 1	0- 1	1- 3			
1- 3	0- 1	0- 0	HOME	0- 0	0- 1	1- 1			
0- 3	0- 1	0- 0	AWAY	0- 1	0- 0	0- 1			
0- 1	0- 0	0- 0	NEUTRAL	0- 0	0- 0	0- 1			
4- 8	0- 1	0- 0	CONFERENCE	0- 0	2- 3	2- 4			
3- 4	0- 0	0- 0	HOME	0- 0	1- 2	2- 2			
1- 4	0- 1	0- 0	AWAY	0- 0	1- 1	0- 2			
0- 0	0- 0	0- 0	NEUTRAL	0- 0	0- 0	0- 0			

RPI 1-25				RPI 26-50				RPI 51-100				RPI 101+ Team's RPI: 223			
RPI	S	Opponent	Score	RPI	S	Opponent	Score	RPI	S	Opponent	Score	RPI	S	Opponent	Score
1	H	Notre Dame	54 110					71	A	San Diego	60 76	101	A	Wright St.	63 80
17	A	Green Bay	42 81									101	H	Wright St.	54 65
20	A	Louisville	42 75									110	H	Akron	74 85
												116	H	Youngstown St.	65 60
												145	A	Northern Ky.	61 60
												145	H	Northern Ky.	50 68
												155	N	Northern Colo.	63 77
												172	H	SIUE	69 56
												174	H	Detroit	66 72
												177	A	Milwaukee	60 82
												192	A	Butler	53 72
												201	H	Ill.-Chicago	50 54
												209	A	Oakland	77 87
												209	H	Oakland	81 66
												260	H	Miami (OH)	72 75
												304	H	Cleveland St.	66 59
LAST 12 Division I GAMES:															
209	A	Oakland	77 87	177	A	Milwaukee	60 82								
145	H	Northern Ky.	50 68	17	A	Green Bay	42 81								
101	H	Wright St.	54 65	209	H	Oakland	81 66								
201	H	Ill.-Chicago	50 54	174	H	Detroit	66 72								
116	H	Youngstown St.	65 60	101	A	Wright St.	63 80								
304	H	Cleveland St.	66 59	145	A	Northern Ky.	61 60								

Non-Div I Games: Ind.-Northwest 79 57 Cardinal Stritch 63 62 Ind.-Kokomo 88 22

Valparaiso

Loss, Non-Conf, S Site, H Home A Away N Neutral

Vanderbilt

Through Games Of Feb. 11, 2016

Average RPI Win: 161		WON-LOST	WINNING	LAST 10	STRENGTH OF	OPP. STRENGTH	TEAM	ADJ.	CONF.	ADJ CONF.
Average RPI Loss: 51		RECORD	PCT. RANK	GAMES	SCHEDULE	OF SCHEDULE	RPI	RPI	RPI	RPI
DIV. I ONLY		15- 9	103	4- 6	64	54	66	66	2	2
DIV. I NON-CONF.		11- 2	28	1- 0	121	185	31	31	2	2
TOTALS		RPI 1-25	RPI 26-50		W-L RECORDS		RPI 51-100	RPI 101-150	RPI 150+	
15- 9	1- 4	1- 2		OVERALL		3- 1	2- 1	8- 1		
10- 3	0- 2	1- 1		HOME		1- 0	2- 0	6- 0		
4- 6	1- 2	0- 1		AWAY		1- 1	0- 1	2- 1		
1- 0	0- 0	0- 0		NEUTRAL		1- 0	0- 0	0- 0		
11- 2	0- 1	1- 1		NON-CONFERENCE		3- 0	1- 0	6- 0		
8- 0	0- 0	1- 0		HOME		1- 0	1- 0	5- 0		
2- 2	0- 1	0- 1		AWAY		1- 0	0- 0	1- 0		
1- 0	0- 0	0- 0		NEUTRAL		1- 0	0- 0	0- 0		
4- 7	1- 3	0- 1		CONFERENCE		0- 1	1- 1	2- 1		
2- 3	0- 2	0- 1		HOME		0- 0	1- 0	1- 0		
2- 4	1- 1	0- 0		AWAY		0- 1	0- 1	1- 1		
0- 0	0- 0	0- 0		NEUTRAL		0- 0	0- 0	0- 0		

RPI S	Opponent	Score	RPI S	Opponent	Score	RPI S	Opponent	Score	RPI S	Opponent	Score
3	H South Carolina	61 71	29	H Georgia	58 64	55	A Auburn	45 53	121	H LSU	58 42
12	A Tennessee	49 58	32	H Ohio	62 59	84	A Drexel	74 64	130	A Arkansas	56 57
12	H Tennessee	51 69	48	A Dayton	56 81	86	H UT Martin	64 61	143	H ETSU	65 39
17	A Green Bay	56 58				98	N New Mexico St.	71 45	151	A Alabama	54 48
22	A Kentucky	71 69							151	H Alabama	67 52
									157	A Ole Miss	52 55
									160	A Fordham	53 40
									186	H Troy	97 43
									218	H Presbyterian	56 38
									281	H Austin Peay	73 56
									341	H Air Force	86 29
									347	H Mississippi Val.	89 39
LAST 12 Division I GAMES:											
12	H Tennessee	51 69	12	A Tennessee	49 58						
130	A Arkansas	56 57	121	H LSU	58 42						
55	A Auburn	45 53	151	A Alabama	54 48						
29	H Georgia	58 64	3	H South Carolina	61 71						
22	A Kentucky	71 69	157	A Ole Miss	52 55						
151	H Alabama	67 52	160	A Fordham	53 40						

Non-Div I Games:

Vanderbilt

■ Loss,
 ■ Non-Conf, S Site,
 ■ Home
 ■ Away
 N Neutral

Average RPI Win:	296	WON-LOST	WINNING	LAST 10	STRENGTH OF	OPP. STRENGTH	TEAM	ADJ.	CONF.	ADJ CONF.
Average RPI Loss:	180	RECORD	PCT. RANK	GAMES	SCHEDULE	OF SCHEDULE	RPI	RPI	RPI	RPI
DIV. I ONLY	7- 17	281	2- 8	247	335	286	286	15	15	
DIV. I NON-CONF.	5- 8	209	0- 1	300	349	278	278	18	18	
TOTALS	RPI 1-25	RPI 26-50	W-L RECORDS	RPI 51-100	RPI 101-150	RPI 150+				
7- 17	0- 0	0- 0	OVERALL	0- 4	0- 2	7- 11				
3- 8	0- 0	0- 0	HOME	0- 2	0- 1	3- 5				
4- 9	0- 0	0- 0	AWAY	0- 2	0- 1	4- 6				
0- 0	0- 0	0- 0	NEUTRAL	0- 0	0- 0	0- 0				
5- 8	0- 0	0- 0	NON-CONFERENCE	0- 0	0- 1	5- 7				
2- 3	0- 0	0- 0	HOME	0- 0	0- 1	2- 2				
3- 5	0- 0	0- 0	AWAY	0- 0	0- 0	3- 5				
0- 0	0- 0	0- 0	NEUTRAL	0- 0	0- 0	0- 0				
2- 9	0- 0	0- 0	CONFERENCE	0- 4	0- 1	2- 4				
1- 5	0- 0	0- 0	HOME	0- 2	0- 0	1- 3				
1- 4	0- 0	0- 0	AWAY	0- 2	0- 1	1- 1				
0- 0	0- 0	0- 0	NEUTRAL	0- 0	0- 0	0- 0				

RPI S	Opponent	Score	RPI S	Opponent	Score	RPI S	Opponent	Score	RPI S	Opponent	Score	Team's RPI: 286
						52	A Albany (NY)	43 72	117	H Quinnipiac	65 77	
						52	H Albany (NY)	40 75	124	A Stony Brook	59 73	
						92	A Maine	51 63	153	A Brown	54 71	
						92	H Maine	41 62	169	A UMBC	48 85	
									195	A Delaware	60 71	
									206	H Hartford	47 51	
									209	H Oakland	68 74	
									213	A Bryant	52 68	
									228	H Binghamton	53 57	
									231	A Columbia	56 73	
									258	H New Hampshire	83 63	
									259	H Sacred Heart	53 51	
									263	A Holy Cross	63 77	
									269	A Dartmouth	56 54	
									277	H Central Conn. St.	79 63	
									315	A UMass Lowell	59 51	
									315	H UMass Lowell	66 68	
									343	A NJIT	54 46	
									344	H St. Francis Brooklyn	55 59	
									348	A Boston U.	60 45	
LAST 12 Division I GAMES:												
			315	H UMass Lowell	66 68	315	A UMass Lowell	59 51				
			52	H Albany (NY)	40 75	206	H Hartford	47 51				
			92	A Maine	51 63	52	A Albany (NY)	43 72				
			124	A Stony Brook	59 73	92	H Maine	41 62				
			258	H New Hampshire	83 63	169	A UMBC	48 85				
			228	H Binghamton	53 57	209	H Oakland	68 74				

Non-Div I Games:

Vermont

Average RPI Win: 139	WON-LOST	WINNING	LAST 10	STRENGTH OF	OPP. STRENGTH	TEAM	ADJ.	CONF.	ADJ CONF.
Average RPI Loss: 77	RECORD	PCT. RANK	GAMES	SCHEDULE	OF SCHEDULE	RPI	RPI	RPI	RPI
DIV. I ONLY	15- 9	103	7- 3	71	41	62	62	6	6
DIV. I NON-CONF.	7- 4	110	1- 0	38	51	42	42	6	6
TOTALS	RPI 1-25	RPI 26-50	W-L RECORDS	RPI 51-100	RPI 101-150	RPI 150+			
15- 9	1- 1	3- 2	OVERALL	4- 2	0- 4	7- 0			
7- 3	0- 1	3- 0	HOME	2- 0	0- 2	2- 0			
6- 5	1- 0	0- 2	AWAY	1- 1	0- 2	4- 0			
2- 1	0- 0	0- 0	NEUTRAL	1- 1	0- 0	1- 0			
7- 4	0- 0	1- 2	NON-CONFERENCE	2- 2	0- 0	4- 0			
3- 0	0- 0	1- 0	HOME	1- 0	0- 0	1- 0			
2- 3	0- 0	0- 2	AWAY	0- 1	0- 0	2- 0			
2- 1	0- 0	0- 0	NEUTRAL	1- 1	0- 0	1- 0			
8- 5	1- 1	2- 0	CONFERENCE	2- 0	0- 4	3- 0			
4- 3	0- 1	2- 0	HOME	1- 0	0- 2	1- 0			
4- 2	1- 0	0- 0	AWAY	1- 0	0- 2	2- 0			
0- 0	0- 0	0- 0	NEUTRAL	0- 0	0- 0	0- 0			

RPI 1-25				RPI 26-50				RPI 51-100 Team's RPI: 62				RPI 101+			
RPI	S	Opponent	Score	RPI	S	Opponent	Score	RPI	S	Opponent	Score	RPI	S	Opponent	Score
18	A	DePaul	64 60	26	H	Seton Hall	55 45	59	N	St. Mary's (CA)	60 67	105	H	Georgetown	51 57
18	H	DePaul	47 75	30	H	St. John's (NY)	58 54	60	A	Temple	55 61	119	A	Creighton	48 53
				37	A	George Washington	70 78	84	N	Drexel	67 55	119	H	Creighton	62 65
				39	A	North Carolina St.	64 70	85	A	Marquette	82 75	136	A	Xavier	67 74
				43	H	Penn	66 46	85	H	Marquette	81 60	192	A	Butler	57 45
								93	H	Saint Joseph's	55 49	199	N	Sacramento St.	78 54
												204	A	Lehigh	65 44
												248	A	Providence	76 47
												248	H	Providence	67 39
												255	H	Loyola Maryland	67 55
												278	A	La Salle	67 56
LAST 12 Division I GAMES:															
				85	H	Marquette	81 60	30	H	St. John's (NY)	58 54				
				18	H	DePaul	47 75	26	H	Seton Hall	55 45				
				248	A	Providence	76 47	18	A	DePaul	64 60				
				119	A	Creighton	48 53	85	A	Marquette	82 75				
				43	H	Penn	66 46	119	H	Creighton	62 65				
				105	H	Georgetown	51 57	248	H	Providence	67 39				

Non-Div I Games:

Villanova

■ Loss,
 ■ Non-Conf, S Site,
 ■ Home
 ■ Away
 N Neutral

Average RPI Win:	196	WON-LOST	WINNING	LAST 10	STRENGTH OF	OPP. STRENGTH	TEAM	ADJ.	CONF.	ADJ CONF.
Average RPI Loss:	47	RECORD	PCT. RANK	GAMES	SCHEDULE	OF SCHEDULE	RPI	RPI	RPI	RPI
DIV. I ONLY	15- 9	103	2- 8	118	51	96	96	5	5	
DIV. I NON-CONF.	12- 1	9	1- 0	292	138	80	80	5	5	
TOTALS	RPI 1-25	RPI 26-50	W-L RECORDS	RPI 51-100	RPI 101-150	RPI 150+				
15- 9	1- 4	0- 2	OVERALL	1- 1	2- 2	11- 0				
12- 3	0- 0	0- 2	HOME	0- 1	1- 0	11- 0				
3- 6	1- 4	0- 0	AWAY	1- 0	1- 2	0- 0				
0- 0	0- 0	0- 0	NEUTRAL	0- 0	0- 0	0- 0				
12- 1	1- 0	0- 0	NON-CONFERENCE	0- 0	1- 1	10- 0				
10- 0	0- 0	0- 0	HOME	0- 0	0- 0	10- 0				
2- 1	1- 0	0- 0	AWAY	0- 0	1- 1	0- 0				
0- 0	0- 0	0- 0	NEUTRAL	0- 0	0- 0	0- 0				
3- 8	0- 4	0- 2	CONFERENCE	1- 1	1- 1	1- 0				
2- 3	0- 0	0- 2	HOME	0- 1	1- 0	1- 0				
1- 5	0- 4	0- 0	AWAY	1- 0	0- 1	0- 0				
0- 0	0- 0	0- 0	NEUTRAL	0- 0	0- 0	0- 0				

RPI S	Opponent	Score	RPI S	Opponent	Score	RPI S	Opponent	Score	Team's RPI: 96	RPI S	Opponent	Score
1	A Notre Dame	41 80	34	H Miami (FL)	45 57	80	H Georgia Tech	34 51		103	A North Carolina	67 71
12	A Tennessee	57 43	39	H North Carolina St.	61 72	100	A Virginia	66 46		104	H Boston College	58 33
13	A Florida St.	50 68								105	A Georgetown	56 73
20	A Louisville	45 56								131	A Penn St.	64 59
24	A Syracuse	39 60								176	H George Mason	80 63
										179	H Col. of Charleston	81 47
										214	H Furman	59 30
										215	H Morgan St.	73 33
										216	H Radford	47 40
										218	H Presbyterian	58 44
										236	H Clemson	79 49
										248	H Providence	62 46
										252	H Coppin St.	72 39
										303	H Wofford	73 42
										338	H Mt. St. Mary's	59 42
LAST 12 Division I GAMES:												
103	A North Carolina	67 71	39	H North Carolina St.	61 72	236	H Clemson	79 49				
100	A Virginia	66 46	24	A Syracuse	39 60	20	A Louisville	45 56				
80	H Georgia Tech	34 51	104	H Boston College	58 33							
13	A Florida St.	50 68	214	H Furman	59 30							
34	H Miami (FL)	45 57										
1	A Notre Dame	41 80										

Non-Div I Games:

Virginia Tech

■ Loss,
■ Non-Conf,
■ S Site,
■ H Home
■ A Away
N Neutral

Average RPI Win:	340	WON-LOST	WINNING	LAST 10	STRENGTH OF	OPP. STRENGTH	TEAM	ADJ.	CONF.	ADJ CONF.
Average RPI Loss:	213	RECORD	PCT. RANK	GAMES	SCHEDULE	OF SCHEDULE	RPI	RPI	RPI	RPI
DIV. I ONLY	4- 19	318	2- 8	320	315	342	342	31	31	
DIV. I NON-CONF.	2- 9	296	0- 0	245	116	312	312	32	32	
TOTALS	RPI 1-25	RPI 26-50	W-L RECORDS	RPI 51-100	RPI 101-150	RPI 150+				
4- 19	0- 1	0- 1	OVERALL	0- 0	0- 4	4- 13				
3- 8	0- 0	0- 0	HOME	0- 0	0- 1	3- 7				
1- 11	0- 1	0- 1	AWAY	0- 0	0- 3	1- 6				
0- 0	0- 0	0- 0	NEUTRAL	0- 0	0- 0	0- 0				
2- 9	0- 1	0- 1	NON-CONFERENCE	0- 0	0- 4	2- 3				
2- 2	0- 0	0- 0	HOME	0- 0	0- 1	2- 1				
0- 7	0- 1	0- 1	AWAY	0- 0	0- 3	0- 2				
0- 0	0- 0	0- 0	NEUTRAL	0- 0	0- 0	0- 0				
2- 10	0- 0	0- 0	CONFERENCE	0- 0	0- 0	2- 10				
1- 6	0- 0	0- 0	HOME	0- 0	0- 0	1- 6				
1- 4	0- 0	0- 0	AWAY	0- 0	0- 0	1- 4				
0- 0	0- 0	0- 0	NEUTRAL	0- 0	0- 0	0- 0				

RPI 1-25				RPI 26-50				RPI 51-100				RPI 101+ Team's RPI: 342			
RPI	S	Opponent	Score	RPI	S	Opponent	Score	RPI	S	Opponent	Score	RPI	S	Opponent	Score
5	A	Ohio St.	47 106	43	A	Penn	50 78					109	A	Yale	60 78
												124	H	Stony Brook	62 73
												144	A	Old Dominion	57 71
												146	A	Pittsburgh	41 67
												157	H	Ole Miss	49 86
												189	A	Robert Morris	44 64
												213	H	Bryant	71 82
												231	A	Columbia	48 67
												259	A	Sacred Heart	62 73
												259	H	Sacred Heart	73 77
												277	H	Central Conn. St.	52 62
												279	A	Saint Francis (PA)	78 93
												307	A	Delaware St.	44 66
												310	H	Fairleigh Dickinson	57 73
												325	H	LIU Brooklyn	63 73
												330	H	Lafayette	69 48
												338	A	Mt. St. Mary's	55 64
												338	H	Mt. St. Mary's	50 59
												343	H	NJIT	76 53
												344	A	St. Francis Brooklyn	82 78
												344	H	St. Francis Brooklyn	70 53
LAST 12 Division I GAMES:															
338	H	Mt. St. Mary's	50 59	325	H	LIU Brooklyn	63 73								
310	H	Fairleigh Dickinson	57 73	277	H	Central Conn. St.	52 62								
344	A	St. Francis Brooklyn	82 78	259	A	Sacred Heart	62 73								
338	A	Mt. St. Mary's	55 64	213	H	Bryant	71 82								
344	H	St. Francis Brooklyn	70 53	189	A	Robert Morris	44 64								
259	H	Sacred Heart	73 77	279	A	Saint Francis (PA)	78 93								

Non-Div I Games:

Wagner

Wake Forest

Through Games Of Feb. 11, 2016

Average RPI Win:	184	WON-LOST	WINNING	LAST 10	STRENGTH OF	OPP. STRENGTH	TEAM	ADJ.	CONF.	ADJ CONF.
Average RPI Loss:	66	RECORD	PCT. RANK	GAMES	SCHEDULE	OF SCHEDULE	RPI	RPI	RPI	RPI
DIV. I ONLY	14- 11	137	5- 5	141	35	123	123	5	5	
DIV. I NON-CONF.	9- 4	96	0- 0	303	90	185	185	5	5	
TOTALS	RPI 1-25	RPI 26-50	W-L RECORDS	RPI 51-100	RPI 101-150	RPI 150+				
14- 11	0- 3	1- 4	OVERALL	0- 1	5- 2	8- 1				
8- 5	0- 2	1- 0	HOME	0- 1	3- 2	4- 0				
5- 5	0- 1	0- 4	AWAY	0- 0	2- 0	3- 0				
1- 1	0- 0	0- 0	NEUTRAL	0- 0	0- 0	1- 1				
9- 4	0- 0	0- 1	NON-CONFERENCE	0- 0	2- 2	7- 1				
6- 2	0- 0	0- 0	HOME	0- 0	2- 2	4- 0				
2- 1	0- 0	0- 1	AWAY	0- 0	0- 0	2- 0				
1- 1	0- 0	0- 0	NEUTRAL	0- 0	0- 0	1- 1				
5- 7	0- 3	1- 3	CONFERENCE	0- 1	3- 0	1- 0				
2- 3	0- 2	1- 0	HOME	0- 1	1- 0	0- 0				
3- 4	0- 1	0- 3	AWAY	0- 0	2- 0	1- 0				
0- 0	0- 0	0- 0	NEUTRAL	0- 0	0- 0	0- 0				

RPI S	Opponent	Score	RPI S	Opponent	Score	RPI S	Opponent	Score	RPI S	Opponent	Score	Team's RPI: 123
13	H Florida St.	55 96	33	A Missouri	81 94	100	H Virginia	50 52	103	H North Carolina	75 63	
20	A Louisville	54 78	34	A Miami (FL)	60 71				104	A Boston College	65 59	
24	H Syracuse	65 91	39	A North Carolina St.	47 64				107	H Belmont	64 78	
			39	H North Carolina St.	63 58				121	H LSU	60 57	
			47	A Duke	68 95				143	H ETSU	69 52	
									146	A Pittsburgh	60 49	
									149	H Wisconsin	51 64	
									159	H Davidson	77 58	
									165	N Hampton	42 47	
									167	H Jacksonville	57 51	
									222	H Richmond	43 33	
									236	A Clemson	55 45	
									265	A American	71 70	
									278	H La Salle	61 53	
									295	N Coastal Caro.	81 52	
									298	A FIU	57 53	
LAST 12 Division I GAMES:												
236	A Clemson	55 45	103	H North Carolina	75 63							
39	H North Carolina St.	63 58	24	H Syracuse	65 91							
146	A Pittsburgh	60 49	34	A Miami (FL)	60 71							
20	A Louisville	54 78	100	H Virginia	50 52							
13	H Florida St.	55 96	47	A Duke	68 95							
104	A Boston College	65 59	39	A North Carolina St.	47 64							

Non-Div I Games:

Wake Forest

■ Loss,
 ■ Non-Conf,
 ■ S Site,
 ■ H Home
 ■ A Away
 N Neutral

Average RPI Win:	124	WON-LOST	WINNING	LAST 10	STRENGTH OF	OPP. STRENGTH	TEAM	ADJ.	CONF.	ADJ CONF.
Average RPI Loss:	30	RECORD	PCT. RANK	GAMES	SCHEDULE	OF SCHEDULE	RPI	RPI	RPI	RPI
DIV. I ONLY	16- 7	72	5- 5	21	17	38	38	1	1	
DIV. I NON-CONF.	9- 2	37	0- 0	52	122	41	41	1	1	
TOTALS	RPI 1-25	RPI 26-50	W-L RECORDS	RPI 51-100	RPI 101-150	RPI 150+				
16- 7	2- 4	0- 1	OVERALL	6- 2	3- 0	5- 0				
10- 4	2- 2	0- 1	HOME	3- 1	1- 0	4- 0				
5- 2	0- 1	0- 0	AWAY	3- 1	1- 0	1- 0				
1- 1	0- 1	0- 0	NEUTRAL	0- 0	1- 0	0- 0				
9- 2	0- 1	0- 1	NON-CONFERENCE	3- 0	2- 0	4- 0				
6- 1	0- 0	0- 1	HOME	2- 0	0- 0	4- 0				
2- 0	0- 0	0- 0	AWAY	1- 0	1- 0	0- 0				
1- 1	0- 1	0- 0	NEUTRAL	0- 0	1- 0	0- 0				
7- 5	2- 3	0- 0	CONFERENCE	3- 2	1- 0	1- 0				
4- 3	2- 2	0- 0	HOME	1- 1	1- 0	0- 0				
3- 2	0- 1	0- 0	AWAY	2- 1	0- 0	1- 0				
0- 0	0- 0	0- 0	NEUTRAL	0- 0	0- 0	0- 0				

RPI S	Opponent	Score	RPI S	Opponent	Score	RPI S	Opponent	Score	RPI S	Opponent	Score
6	A Stanford	53 69	35	H Oklahoma	68 71	54	H Santa Clara	100 55	106	H Arizona	63 47
7	H Oregon St.	53 61				61	H Oregon	63 75	133	N Texas Tech	77 73
9	H Arizona St.	61 68				68	A Washington St.	79 64	138	A Fresno St.	89 79
10	H UCLA	64 56				68	H Washington St.	69 63	180	A Colorado	76 74
24	N Syracuse	62 66				70	A Utah	83 88	191	H Weber St.	69 56
25	H Southern California	69 60				73	A California	75 65	247	H Seattle	96 55
						74	H UC Riverside	78 43	249	H San Diego St.	80 51
						82	A South Dakota	77 64	283	H Portland	83 65
LAST 12 Division I GAMES:											
61	H Oregon	63 75	10	H UCLA	64 56						
7	H Oregon St.	53 61	106	H Arizona	63 47						
73	A California	75 65	9	H Arizona St.	61 68						
6	A Stanford	53 69	70	A Utah	83 88						
68	H Washington St.	69 63	180	A Colorado	76 74						
25	H Southern California	69 60	68	A Washington St.	79 64						

Non-Div I Games:

Washington

■ Loss,
 ■ Non-Conf, S Site,
 ■ Home
 ■ Away
 N Neutral

Average RPI Win:	155	WON-LOST	WINNING	LAST 10	STRENGTH OF	OPP. STRENGTH	TEAM	ADJ.	CONF.	ADJ CONF.
Average RPI Loss:	35	RECORD	PCT. RANK	GAMES	SCHEDULE	OF SCHEDULE	RPI	RPI	RPI	RPI
DIV. I ONLY	12- 11	161	3- 7	32	15	68	68	1	1	
DIV. I NON-CONF.	9- 2	37	0- 0	104	84	23	23	1	1	
TOTALS	RPI 1-25	RPI 26-50	W-L RECORDS	RPI 51-100	RPI 101-150	RPI 150+				
12- 11	1- 5	0- 2	OVERALL	2- 4	3- 0	6- 0				
6- 5	1- 3	0- 1	HOME	1- 1	1- 0	3- 0				
5- 6	0- 2	0- 1	AWAY	1- 3	2- 0	2- 0				
1- 0	0- 0	0- 0	NEUTRAL	0- 0	0- 0	1- 0				
9- 2	0- 1	0- 0	NON-CONFERENCE	2- 1	2- 0	5- 0				
4- 0	0- 0	0- 0	HOME	1- 0	0- 0	3- 0				
4- 2	0- 1	0- 0	AWAY	1- 1	2- 0	1- 0				
1- 0	0- 0	0- 0	NEUTRAL	0- 0	0- 0	1- 0				
3- 9	1- 4	0- 2	CONFERENCE	0- 3	1- 0	1- 0				
2- 5	1- 3	0- 1	HOME	0- 1	1- 0	0- 0				
1- 4	0- 1	0- 1	AWAY	0- 2	0- 0	1- 0				
0- 0	0- 0	0- 0	NEUTRAL	0- 0	0- 0	0- 0				

RPI 1-25				RPI 26-50				RPI 51-100 Team's RPI: 68				RPI 101+			
RPI	S	Opponent	Score	RPI	S	Opponent	Score	RPI	S	Opponent	Score	RPI	S	Opponent	Score
6	A	Stanford	52 69	38	A	Washington	63 69	59	A	St. Mary's (CA)	71 75	106	H	Arizona	67 46
7	H	Oregon St.	45 54	38	H	Washington	64 79	61	H	Oregon	48 73	125	A	Boise St.	57 52
9	H	Arizona St.	45 63					70	A	Utah	71 73	129	A	Hawaii	62 52
10	H	UCLA	73 75					71	A	San Diego	78 72	165	H	Hampton	68 61
16	A	Oklahoma St.	60 70					73	A	California	71 74	180	A	Colorado	74 66
25	H	Southern California	73 61					87	H	Gonzaga	55 48	190	A	Kansas	66 53
												203	H	San Jose St.	95 80
												257	H	UC Santa Barbara	61 44
												327	N	Nevada	70 57
LAST 12 Division I GAMES:															
7	H	Oregon St.	45 54	25	H	Southern California	73 61								
61	H	Oregon	48 73	9	H	Arizona St.	45 63								
6	A	Stanford	52 69	106	H	Arizona	67 46								
73	A	California	71 74	180	A	Colorado	74 66								
38	A	Washington	63 69	70	A	Utah	71 73								
10	H	UCLA	73 75	38	H	Washington	64 79								

Non-Div I Games:

Washington St.

■ Loss,
■ Non-Conf,
■ S Site,
■ H Home
■ A Away
N Neutral

Average RPI Win:	245	WON-LOST	WINNING	LAST 10	STRENGTH OF	OPP. STRENGTH	TEAM	ADJ.	CONF.	ADJ CONF.
Average RPI Loss:	129	RECORD	PCT. RANK	GAMES	SCHEDULE	OF SCHEDULE	RPI	RPI	RPI	RPI
DIV. I ONLY	13- 7	93	6- 4	337	91	191	191	19	19	
DIV. I NON-CONF.	6- 3	100	0- 0	314	94	170	170	21	21	
TOTALS	RPI 1-25	RPI 26-50	W-L RECORDS	RPI 51-100	RPI 101-150	RPI 150+				
13- 7	0- 1	0- 1	OVERALL	0- 0	1- 1	12- 4				
4- 4	0- 1	0- 0	HOME	0- 0	0- 1	4- 2				
8- 3	0- 0	0- 1	AWAY	0- 0	1- 0	7- 2				
1- 0	0- 0	0- 0	NEUTRAL	0- 0	0- 0	1- 0				
6- 3	0- 1	0- 1	NON-CONFERENCE	0- 0	0- 0	6- 1				
1- 2	0- 1	0- 0	HOME	0- 0	0- 0	1- 1				
4- 1	0- 0	0- 1	AWAY	0- 0	0- 0	4- 0				
1- 0	0- 0	0- 0	NEUTRAL	0- 0	0- 0	1- 0				
7- 4	0- 0	0- 0	CONFERENCE	0- 0	1- 1	6- 3				
3- 2	0- 0	0- 0	HOME	0- 0	0- 1	3- 1				
4- 2	0- 0	0- 0	AWAY	0- 0	1- 0	3- 2				
0- 0	0- 0	0- 0	NEUTRAL	0- 0	0- 0	0- 0				

RPI S	Opponent	Score	RPI S	Opponent	Score	RPI S	Opponent	Score	RPI S	Opponent	Score	Team's RPI: 191
14	H BYU	51 68	38	A Washington	56 69				118	A North Dakota	62 56	
									118	H North Dakota	78 85	
									155	A Northern Colo.	63 65	
									155	H Northern Colo.	82 79	
									179	H Col. of Charleston	42 50	
									199	A Sacramento St.	64 87	
									199	H Sacramento St.	77 66	
									200	A Idaho St.	61 46	
									200	H Idaho St.	57 58	
									212	A North Texas	45 38	
									220	H Utah Valley	61 56	
									237	N Stephen F. Austin	56 46	
									267	A Northern Ariz.	76 56	
									283	A Portland	57 55	
									306	A Denver	61 49	
									324	H Portland St.	102 73	
									331	A Southern Utah	69 51	
									337	A Cal St. Fullerton	60 40	
LAST 12 Division I GAMES:												
199	A Sacramento St.	64 87	199	H Sacramento St.	77 66							
118	H North Dakota	78 85	324	H Portland St.	102 73							
155	H Northern Colo.	82 79	155	A Northern Colo.	63 65							
331	A Southern Utah	69 51	118	A North Dakota	62 56							
267	A Northern Ariz.	76 56	200	A Idaho St.	61 46							
200	H Idaho St.	57 58	38	A Washington	56 69							

Non-Div I Games: Westminster (UT) 79 46 Bethesda (CA) 86 60

Weber St.

Loss, Non-Conf, S Site, H Home A Away N Neutral

Average RPI Win:	160	WON-LOST	WINNING	LAST 10	STRENGTH OF	OPP. STRENGTH	TEAM	ADJ.	CONF.	ADJ CONF.
Average RPI Loss:	27	RECORD	PCT. RANK	GAMES	SCHEDULE	OF SCHEDULE	RPI	RPI	RPI	RPI
DIV. I ONLY	19- 6	42	7- 3	63	42	36	36	3	3	
DIV. I NON-CONF.	11- 2	28	0- 0	158	156	52	52	3	3	
TOTALS	RPI 1-25	RPI 26-50	W-L RECORDS	RPI 51-100	RPI 101-150	RPI 150+				
19- 6	0- 4	3- 1	OVERALL	4- 1	4- 0	8- 0				
10- 2	0- 2	1- 0	HOME	2- 0	1- 0	6- 0				
4- 3	0- 1	1- 1	AWAY	1- 1	1- 0	1- 0				
5- 1	0- 1	1- 0	NEUTRAL	1- 0	2- 0	1- 0				
11- 2	0- 1	1- 0	NON-CONFERENCE	2- 1	2- 0	6- 0				
6- 0	0- 0	0- 0	HOME	1- 0	0- 0	5- 0				
0- 1	0- 0	0- 0	AWAY	0- 1	0- 0	0- 0				
5- 1	0- 1	1- 0	NEUTRAL	1- 0	2- 0	1- 0				
8- 4	0- 3	2- 1	CONFERENCE	2- 0	2- 0	2- 0				
4- 2	0- 2	1- 0	HOME	1- 0	1- 0	1- 0				
4- 2	0- 1	1- 1	AWAY	1- 0	1- 0	1- 0				
0- 0	0- 0	0- 0	NEUTRAL	0- 0	0- 0	0- 0				

RPI 1-25				RPI 26-50				Team's RPI: 36	RPI 51-100				RPI 101+			
RPI	S	Opponent	Score	RPI	S	Opponent	Score		RPI	S	Opponent	Score	RPI	S	Opponent	Score
4	A	Baylor	64 69	35	A	Oklahoma	54 57		51	N	James Madison	69 62	109	N	Yale	70 60
4	H	Baylor	61 71	42	N	Indiana	75 64		67	H	Elon	67 57	133	A	Texas Tech	69 42
8	H	Texas	54 65	46	A	Kansas St.	72 53		87	A	Gonzaga	57 62	133	H	Texas Tech	79 57
25	N	Southern California	67 78	46	H	Kansas St.	64 44		94	A	TCU	97 84	135	N	Marshall	66 60
									95	H	Iowa St.	57 47	190	A	Kansas	65 45
													190	H	Kansas	72 35
													229	N	Grand Canyon	68 50
													252	H	Coppin St.	96 64
													294	H	Morehead St.	94 56
													307	H	Delaware St.	77 34
													310	H	Fairleigh Dickinson	91 42
													311	H	Longwood	74 43
LAST 12 Division I GAMES:																
				95	H	Iowa St.	57 47		190	H	Kansas	72 35				
				46	H	Kansas St.	64 44		4	A	Baylor	64 69				
				133	A	Texas Tech	69 42		133	H	Texas Tech	79 57				
				4	H	Baylor	61 71		46	A	Kansas St.	72 53				
				35	A	Oklahoma	54 57		190	A	Kansas	65 45				
				94	A	TCU	97 84		8	H	Texas	54 65				

Non-Div I Games:

West Virginia

■ Loss,
 ■ Non-Conf,
 S Site,
 ■ Home
 ■ Away
 N Neutral

Average RPI Win:	296	WON-LOST	WINNING	LAST 10	STRENGTH OF	OPP. STRENGTH	TEAM	ADJ.	CONF.	ADJ CONF.
Average RPI Loss:	167	RECORD	PCT. RANK	GAMES	SCHEDULE	OF SCHEDULE	RPI	RPI	RPI	RPI
DIV. I ONLY	3- 18	331	2- 8	126	310	301	301	17	17	
DIV. I NON-CONF.	1- 10	330	0- 1	149	346	310	310	16	16	
TOTALS	RPI 1-25	RPI 26-50	W-L RECORDS	RPI 51-100	RPI 101-150	RPI 150+				
3- 18	0- 0	0- 2	OVERALL	0- 1	0- 7	3- 8				
2- 6	0- 0	0- 0	HOME	0- 0	0- 4	2- 2				
0- 12	0- 0	0- 2	AWAY	0- 1	0- 3	0- 6				
1- 0	0- 0	0- 0	NEUTRAL	0- 0	0- 0	1- 0				
1- 10	0- 0	0- 2	NON-CONFERENCE	0- 0	0- 1	1- 7				
0- 2	0- 0	0- 0	HOME	0- 0	0- 1	0- 1				
0- 8	0- 0	0- 2	AWAY	0- 0	0- 0	0- 6				
1- 0	0- 0	0- 0	NEUTRAL	0- 0	0- 0	1- 0				
2- 8	0- 0	0- 0	CONFERENCE	0- 1	0- 6	2- 1				
2- 4	0- 0	0- 0	HOME	0- 0	0- 3	2- 1				
0- 4	0- 0	0- 0	AWAY	0- 1	0- 3	0- 0				
0- 0	0- 0	0- 0	NEUTRAL	0- 0	0- 0	0- 0				

RPI S	Opponent	Score	RPI S	Opponent	Score	RPI S	Opponent	Score	RPI S	Opponent	Score	Team's RPI: 301
39	A North Carolina St.	55 86	57	A Chattanooga	59 77	122	A Samford	52 57				
47	A Duke	47 84				122	H Samford	42 59				
						126	A Mercer	42 63				
						126	H Mercer	88 92				
						140	H UNC Asheville	45 67				
						143	A ETSU	62 74				
						143	H ETSU	43 45				
						159	A Davidson	51 64				
						207	A Eastern Ky.	62 91				
						214	H Furman	76 83				
						227	A USC Upstate	59 68				
						251	H Bethune-Cookman	59 66				
						282	A Campbell	66 73				
						287	H UNCG	84 72				
						292	A Kennesaw St.	53 65				
						299	N Florida A&M	69 53				
						300	A Charleston So.	59 80				
						303	H Wofford	74 72				
LAST 12 Division I GAMES:												
143	H ETSU	43 45	143	A ETSU	62 74							
122	A Samford	52 57	57	A Chattanooga	59 77							
126	A Mercer	42 63	126	H Mercer	88 92							
287	H UNCG	84 72	122	H Samford	42 59							
303	H Wofford	74 72	227	A USC Upstate	59 68							
214	H Furman	76 83	47	A Duke	47 84							

Non-Div I Games: Anderson (SC) 72 55 Brevard 68 60 Warren Wilson 106 52

Western Caro.

Average RPI Win:	285	WON-LOST	WINNING	LAST 10	STRENGTH OF	OPP. STRENGTH	TEAM	ADJ.	CONF.	ADJ CONF.
Average RPI Loss:	139	RECORD	PCT. RANK	GAMES	SCHEDULE	OF SCHEDULE	RPI	RPI	RPI	RPI
DIV. I ONLY	12- 11	161	6- 4	304	236	226	226	18	18	
DIV. I NON-CONF.	5- 6	180	0- 0	284	244	241	241	19	19	
TOTALS	RPI 1-25	RPI 26-50	W-L RECORDS	RPI 51-100	RPI 101-150	RPI 150+				
12- 11	0- 0	0- 1	OVERALL	0- 3	1- 3	11- 4				
6- 4	0- 0	0- 0	HOME	0- 1	1- 1	5- 2				
5- 6	0- 0	0- 1	AWAY	0- 2	0- 2	5- 1				
1- 1	0- 0	0- 0	NEUTRAL	0- 0	0- 0	1- 1				
5- 6	0- 0	0- 1	NON-CONFERENCE	0- 1	0- 1	5- 3				
2- 2	0- 0	0- 0	HOME	0- 0	0- 0	2- 2				
2- 3	0- 0	0- 1	AWAY	0- 1	0- 1	2- 0				
1- 1	0- 0	0- 0	NEUTRAL	0- 0	0- 0	1- 1				
7- 5	0- 0	0- 0	CONFERENCE	0- 2	1- 2	6- 1				
4- 2	0- 0	0- 0	HOME	0- 1	1- 1	3- 0				
3- 3	0- 0	0- 0	AWAY	0- 1	0- 1	3- 1				
0- 0	0- 0	0- 0	NEUTRAL	0- 0	0- 0	0- 0				

RPI S	Opponent	Score	RPI S	Opponent	Score	RPI S	Opponent	Score	RPI S	Opponent	Score	Team's RPI: 226
46	A Kansas St.	45 84	53	A Iowa	81 96	113	A IUPUI	87 96				
			56	A South Dakota St.	63 85	113	H IUPUI	60 68				
			82	H South Dakota	77 102	118	A North Dakota	67 78				
						148	H Oral Roberts	72 61				
						172	H SIUE	78 74				
						196	H Southeast Mo. St.	84 89				
						201	H Ill.-Chicago	70 78				
						251	N Bethune-Cookman	75 59				
						264	A Omaha	66 79				
						264	H Omaha	74 55				
						289	N Towson	77 83				
						306	A Denver	80 69				
						306	H Denver	63 60				
						312	A Illinois St.	79 64				
						318	A North Dakota St.	94 82				
						332	A IPFW	78 74				
						332	H IPFW	88 87				
						336	A Eastern Ill.	92 69				
						339	H Chicago St.	88 50				
LAST 12 Division I GAMES:												
306	A Denver	80 69	318	A North Dakota St.	94 82							
113	A IUPUI	87 96	306	H Denver	63 60							
332	H IPFW	88 87	113	H IUPUI	60 68							
264	H Omaha	74 55	332	A IPFW	78 74							
82	H South Dakota	77 102	264	A Omaha	66 79							
56	A South Dakota St.	63 85	148	H Oral Roberts	72 61							

Non-Div I Games: Ashford 86 58 Central Methodist 108 46

Western Ill.

Average RPI Win:	183	WON-LOST	WINNING	LAST 10	STRENGTH OF	OPP. STRENGTH	TEAM	ADJ.	CONF.	ADJ CONF.
Average RPI Loss:	83	RECORD	PCT. RANK	GAMES	SCHEDULE	OF SCHEDULE	RPI	RPI	RPI	RPI
DIV. I ONLY	17- 4	30	8- 2	171	95	58	58	11	11	
DIV. I NON-CONF.	8- 2	51	1- 0	211	100	56	56	10	10	
TOTALS	RPI 1-25	RPI 26-50	W-L RECORDS	RPI 51-100	RPI 101-150	RPI 150+				
17- 4	1- 0	0- 1	OVERALL	1- 2	5- 0	10- 1				
10- 1	1- 0	0- 1	HOME	1- 0	3- 0	5- 0				
6- 3	0- 0	0- 0	AWAY	0- 2	2- 0	4- 1				
1- 0	0- 0	0- 0	NEUTRAL	0- 0	0- 0	1- 0				
8- 2	1- 0	0- 0	NON-CONFERENCE	0- 1	2- 0	5- 1				
4- 0	1- 0	0- 0	HOME	0- 0	1- 0	2- 0				
3- 2	0- 0	0- 0	AWAY	0- 1	1- 0	2- 1				
1- 0	0- 0	0- 0	NEUTRAL	0- 0	0- 0	1- 0				
9- 2	0- 0	0- 1	CONFERENCE	1- 1	3- 0	5- 0				
6- 1	0- 0	0- 1	HOME	1- 0	2- 0	3- 0				
3- 1	0- 0	0- 0	AWAY	0- 1	1- 0	2- 0				
0- 0	0- 0	0- 0	NEUTRAL	0- 0	0- 0	0- 0				

RPI 1-25				RPI 26-50				RPI 51-100 Team's RPI: 58				RPI 101+			
RPI	S	Opponent	Score	RPI	S	Opponent	Score	RPI	S	Opponent	Score	RPI	S	Opponent	Score
20	H	Louisville	71 69	31	H	UTEP	78 85	64	A	Ball St.	60 74	107	H	Belmont	80 65
								78	A	Middle Tenn.	75 83	135	H	Marshall	81 52
								90	H	Charlotte	77 66	140	A	Texas-Arlington	73 64
												144	H	Old Dominion	68 51
												150	A	UAB	63 49
												157	A	Ole Miss	53 59
												173	A	Fla. Atlantic	81 62
												176	N	George Mason	84 58
												179	A	Col. of Charleston	78 44
												207	H	Eastern Ky.	76 60
												212	H	North Texas	65 53
												224	H	UTSA	72 65
												245	H	Rice	52 49
												281	H	Austin Peay	88 69
												298	A	FIU	71 69
												335	A	Lipscomb	64 56
LAST 12 Division I GAMES:															
				31	H	UTEP	78 85	212	H	North Texas	65 53				
				224	H	UTSA	72 65	245	H	Rice	52 49				
				78	A	Middle Tenn.	75 83	173	A	Fla. Atlantic	81 62				
				150	A	UAB	63 49	298	A	FIU	71 69				
				90	H	Charlotte	77 66	135	H	Marshall	81 52				
				144	H	Old Dominion	68 51	107	H	Belmont	80 65				

Non-Div I Games: Alas. Anchorage 62 58

Western Ky.

■ Loss,
 ■ Non-Conf, S Site,
 ■ Home
 ■ Away
 N Neutral

Average RPI Win:	256	WON-LOST	WINNING	LAST 10	STRENGTH OF	OPP. STRENGTH	TEAM	ADJ.	CONF.	ADJ CONF.
Average RPI Loss:	69	RECORD	PCT. RANK	GAMES	SCHEDULE	OF SCHEDULE	RPI	RPI	RPI	RPI
DIV. I ONLY	12- 10	145	5- 5	143	164	120	120	12	12	
DIV. I NON-CONF.	6- 4	125	0- 0	154	199	107	107	13	13	
TOTALS	RPI 1-25	RPI 26-50	W-L RECORDS	RPI 51-100	RPI 101-150	RPI 150+				
12- 10	0- 1	0- 2	OVERALL	0- 4	1- 3	11- 0				
5- 2	0- 0	0- 0	HOME	0- 1	0- 1	5- 0				
6- 6	0- 0	0- 2	AWAY	0- 2	1- 2	5- 0				
1- 2	0- 1	0- 0	NEUTRAL	0- 1	0- 0	1- 0				
6- 4	0- 1	0- 1	NON-CONFERENCE	0- 2	0- 0	6- 0				
2- 0	0- 0	0- 0	HOME	0- 0	0- 0	2- 0				
3- 2	0- 0	0- 1	AWAY	0- 1	0- 0	3- 0				
1- 2	0- 1	0- 0	NEUTRAL	0- 1	0- 0	1- 0				
6- 6	0- 0	0- 1	CONFERENCE	0- 2	1- 3	5- 0				
3- 2	0- 0	0- 0	HOME	0- 1	0- 1	3- 0				
3- 4	0- 0	0- 1	AWAY	0- 1	1- 2	2- 0				
0- 0	0- 0	0- 0	NEUTRAL	0- 0	0- 0	0- 0				

RPI 1-25				RPI 26-50				RPI 51-100				RPI 101+				Team's RPI: 120
RPI	S	Opponent	Score	RPI	S	Opponent	Score	RPI	S	Opponent	Score	RPI	S	Opponent	Score	
21	N	Mississippi St.	68 90	27	A	Michigan St.	40 78	64	H	Ball St.	53 77	108	A	Toledo	73 80	
				32	A	Ohio	63 73	65	N	FGCU	42 60	108	H	Toledo	68 80	
								69	A	Central Mich.	51 53	111	A	Eastern Mich.	66 70	
								89	A	Northwestern	62 86	137	A	Buffalo	92 78	
												156	A	Loyola Chicago	68 45	
												174	H	Detroit	70 66	
												225	N	Gardner-Webb	71 44	
												239	A	Bowling Green	65 49	
												239	H	Bowling Green	74 45	
												260	H	Miami (OH)	80 66	
												316	A	Bradley	72 59	
												329	A	Kent St.	65 53	
												329	H	Kent St.	73 52	
												332	A	IPFW	70 48	
												339	H	Chicago St.	65 56	
LAST 12 Division I GAMES:																
				239	A	Bowling Green	65 49					137	A	Buffalo	92 78	
				111	A	Eastern Mich.	66 70					260	H	Miami (OH)	80 66	
				108	H	Toledo	68 80					329	H	Kent St.	73 52	
				329	A	Kent St.	65 53					108	A	Toledo	73 80	
				69	A	Central Mich.	51 53					239	H	Bowling Green	74 45	
				64	H	Ball St.	53 77					32	A	Ohio	63 73	

Non-Div I Games: Ferris St. 73 41 Wis.-Parkside 56 49

Western Mich.

Loss, Non-Conf, S Site, H Home A Away N Neutral

Average RPI Win:	260	WON-LOST	WINNING	LAST 10	STRENGTH OF	OPP. STRENGTH	TEAM	ADJ.	CONF.	ADJ CONF.
Average RPI Loss:	156	RECORD	PCT. RANK	GAMES	SCHEDULE	OF SCHEDULE	RPI	RPI	RPI	RPI
DIV. I ONLY	5- 17	298	1- 2	186	195	293	293	21	21	
DIV. I NON-CONF.	3- 8	258	1- 0	173	204	265	265	17	17	
TOTALS	RPI 1-25	RPI 26-50	W-L RECORDS	RPI 51-100	RPI 101-150	RPI 150+				
5- 17	0- 1	0- 2	OVERALL	0- 3	1- 3	4- 8				
4- 7	0- 1	0- 1	HOME	0- 2	1- 1	3- 2				
1- 9	0- 0	0- 1	AWAY	0- 1	0- 2	1- 5				
0- 1	0- 0	0- 0	NEUTRAL	0- 0	0- 0	0- 1				
3- 8	0- 1	0- 2	NON-CONFERENCE	0- 0	0- 1	3- 4				
2- 4	0- 1	0- 1	HOME	0- 0	0- 0	2- 2				
1- 3	0- 0	0- 1	AWAY	0- 0	0- 1	1- 1				
0- 1	0- 0	0- 0	NEUTRAL	0- 0	0- 0	0- 1				
2- 9	0- 0	0- 0	CONFERENCE	0- 3	1- 2	1- 4				
2- 3	0- 0	0- 0	HOME	0- 2	1- 1	1- 0				
0- 6	0- 0	0- 0	AWAY	0- 1	0- 1	0- 4				
0- 0	0- 0	0- 0	NEUTRAL	0- 0	0- 0	0- 0				

RPI 1-25				RPI 26-50				RPI 51-100				RPI 101+ Team's RPI: 293			
RPI	S	Opponent	Score	RPI	S	Opponent	Score	RPI	S	Opponent	Score	RPI	S	Opponent	Score
12	H	Tennessee	51 58	33	H	Missouri	37 57	88	H	Missouri St.	57 77	119	A	Creighton	54 79
				44	A	Arkansas St.	40 67	99	A	Drake	59 81	127	A	UNI	48 69
								99	H	Drake	56 87	127	H	UNI	44 55
												139	H	Southern Ill.	57 48
												156	A	Loyola Chicago	55 60
												188	H	Eastern Wash.	62 67
												196	H	Southeast Mo. St.	62 66
												222	N	Richmond	50 63
												242	A	Indiana St.	33 59
												271	H	Prairie View	64 36
												272	A	Tennessee Tech	48 54
												274	H	N.C. A&T	55 53
												298	A	FIU	76 62
												312	A	Illinois St.	49 70
												316	A	Bradley	44 50
												319	H	Evansville	58 50
LAST 12 Division I GAMES:															
298	A	FIU	76 62	316	A	Bradley	44 50								
127	A	UNI	48 69	156	A	Loyola Chicago	55 60								
99	A	Drake	59 81	99	H	Drake	56 87								
88	H	Missouri St.	57 77	127	H	UNI	44 55								
319	H	Evansville	58 50	312	A	Illinois St.	49 70								
139	H	Southern Ill.	57 48	242	A	Indiana St.	33 59								

Non-Div I Games:

Wichita St.

■ Loss,
 ■ Non-Conf, S Site,
 ■ Home
 ■ Away
 N Neutral

William & Mary

Through Games Of Feb. 11, 2016

Average RPI Win:	246	WON-LOST	WINNING	LAST 10	STRENGTH OF	OPP. STRENGTH	TEAM	ADJ.	CONF.	ADJ CONF.
Average RPI Loss:	151	RECORD	PCT. RANK	GAMES	SCHEDULE	OF SCHEDULE	RPI	RPI	RPI	RPI
DIV. I ONLY	13- 9	120	3- 7	325	170	197	197	13	13	
DIV. I NON-CONF.	9- 2	37	1- 0	343	293	157	157	12	12	
TOTALS	RPI 1-25	RPI 26-50	W-L RECORDS	RPI 51-100	RPI 101-150	RPI 150+				
13- 9	0- 0	0- 0	OVERALL	1- 4	1- 0	11- 5				
8- 2	0- 0	0- 0	HOME	1- 1	1- 0	6- 1				
5- 7	0- 0	0- 0	AWAY	0- 0	0- 0	5- 2				
0- 0	0- 0	0- 0	NEUTRAL	0- 0	0- 0	0- 0				
9- 2	0- 0	0- 0	NON-CONFERENCE	0- 1	1- 0	8- 1				
5- 0	0- 0	0- 0	HOME	0- 0	1- 0	4- 0				
4- 2	0- 0	0- 0	AWAY	0- 1	0- 0	4- 1				
0- 0	0- 0	0- 0	NEUTRAL	0- 0	0- 0	0- 0				
4- 7	0- 0	0- 0	CONFERENCE	1- 3	0- 0	3- 4				
3- 2	0- 0	0- 0	HOME	1- 1	0- 0	2- 1				
1- 5	0- 0	0- 0	AWAY	0- 2	0- 0	1- 3				
0- 0	0- 0	0- 0	NEUTRAL	0- 0	0- 0	0- 0				

RPI S	Opponent	Score	RPI S	Opponent	Score	RPI S	Opponent	Score	RPI S	Opponent	Score	Team's RPI: 197
						51	H James Madison	65 59	144	H Old Dominion	75 64	
						67	A Elon	51 73	179	H Col. of Charleston	51 55	
						76	A Hofstra	45 75	195	A Delaware	63 67	
						84	H Drexel	50 67	198	A Northeastern	68 69	
						97	A VCU	47 73	198	H Northeastern	69 62	
									222	A Richmond	50 56	
									230	H Grambling	74 55	
									236	A Clemson	58 41	
									238	A UNCW	44 59	
									238	H UNCW	77 65	
									255	A Loyola Maryland	62 61	
									265	H American	62 51	
									289	A Towson	73 54	
									303	H Wofford	75 55	
									307	A Delaware St.	65 59	
									338	A Mt. St. Mary's	76 74	
									346	H Norfolk St.	67 47	
LAST 12 Division I GAMES:												
238	A	UNCW	44	59	76	A	Hofstra	45	75			
67	A	Elon	51	73	198	A	Northeastern	68	69			
198	H	Northeastern	69	62	84	H	Drexel	50	67			
179	H	Col. of Charleston	51	55	289	A	Towson	73	54			
195	A	Delaware	63	67	51	H	James Madison	65	59			
238	H	UNCW	77	65	144	H	Old Dominion	75	64			

Non-Div I Games:

William & Mary

Loss, Non-Conf, S Site, H Home A Away N Neutral

Average RPI Win:	285	WON-LOST	WINNING	LAST 10	STRENGTH OF	OPP. STRENGTH	TEAM	ADJ.	CONF.	ADJ CONF.
Average RPI Loss:	167	RECORD	PCT. RANK	GAMES	SCHEDULE	OF SCHEDULE	RPI	RPI	RPI	RPI
DIV. I ONLY	3- 19	333	1- 9	147	266	313	313	26	26	
DIV. I NON-CONF.	1- 8	320	0- 1	51	48	249	249	29	29	
TOTALS	RPI 1-25	RPI 26-50	W-L RECORDS	RPI 51-100	RPI 101-150	RPI 150+				
3- 19	0- 1	0- 3	OVERALL	0- 1	0- 4	3- 10				
3- 5	0- 0	0- 0	HOME	0- 0	0- 1	3- 4				
0- 13	0- 1	0- 2	AWAY	0- 1	0- 3	0- 6				
0- 1	0- 0	0- 1	NEUTRAL	0- 0	0- 0	0- 0				
1- 8	0- 1	0- 3	NON-CONFERENCE	0- 1	0- 1	1- 2				
1- 0	0- 0	0- 0	HOME	0- 0	0- 0	1- 0				
0- 7	0- 1	0- 2	AWAY	0- 1	0- 1	0- 2				
0- 1	0- 0	0- 1	NEUTRAL	0- 0	0- 0	0- 0				
2- 11	0- 0	0- 0	CONFERENCE	0- 0	0- 3	2- 8				
2- 5	0- 0	0- 0	HOME	0- 0	0- 1	2- 4				
0- 6	0- 0	0- 0	AWAY	0- 0	0- 2	0- 4				
0- 0	0- 0	0- 0	NEUTRAL	0- 0	0- 0	0- 0				

RPI	S	Opponent	Score	RPI	S	Opponent	Score	RPI	S	Opponent	Score	RPI	S	Opponent	Score	Team's RPI: 313
3	A	South Carolina	37 86	32	N	Ohio	54 75	55	A	Auburn	33 76	102	A	Liberty	61 77	
				35	A	Oklahoma	48 78					110	A	Akron	59 76	
				47	A	Duke	50 78					140	A	UNC Asheville	55 63	
												140	H	UNC Asheville	59 67	
												179	A	Col. of Charleston	63 77	
												214	A	Furman	52 71	
												216	A	Radford	44 66	
												218	H	Presbyterian	48 59	
												225	A	Gardner-Webb	52 70	
												225	H	Gardner-Webb	81 62	
												241	H	High Point	67 74	
												282	H	Campbell	50 49	
												300	A	Charleston So.	51 54	
												300	H	Charleston So.	50 58	
												311	A	Longwood	60 67	
												311	H	Longwood	60 63	
												349	H	N.C. Central	62 39	
LAST 12 Division I GAMES:																
225	A	Gardner-Webb	52 70	102	A	Liberty	61 77									
140	H	UNC Asheville	59 67	218	H	Presbyterian	48 59									
300	H	Charleston So.	50 58	216	A	Radford	44 66									
311	A	Longwood	60 67	311	H	Longwood	60 63									
282	H	Campbell	50 49	140	A	UNC Asheville	55 63									
241	H	High Point	67 74	179	A	Col. of Charleston	63 77									

Non-Div I Games:

Winthrop

■ Loss,
 ■ Non-Conf, S Site,
 ■ Home
 ■ Away
 N Neutral

Average RPI Win:	136	WON-LOST	WINNING	LAST 10	STRENGTH OF	OPP. STRENGTH	TEAM	ADJ.	CONF.	ADJ CONF.
Average RPI Loss:	67	RECORD	PCT. RANK	GAMES	SCHEDULE	OF SCHEDULE	RPI	RPI	RPI	RPI
DIV. I ONLY	7- 16	272	2- 8	20	20	149	149	4	4	
DIV. I NON-CONF.	4- 6	201	0- 0	56	71	151	151	4	4	
TOTALS	RPI 1-25	RPI 26-50	W-L RECORDS	RPI 51-100	RPI 101-150	RPI 150+				
7- 16	0- 4	2- 4	OVERALL	0- 6	2- 0	3- 2				
5- 7	0- 3	2- 1	HOME	0- 3	1- 0	2- 0				
1- 9	0- 1	0- 3	AWAY	0- 3	1- 0	0- 2				
1- 0	0- 0	0- 0	NEUTRAL	0- 0	0- 0	1- 0				
4- 6	0- 2	0- 1	NON-CONFERENCE	0- 2	1- 0	3- 1				
2- 3	0- 2	0- 0	HOME	0- 1	0- 0	2- 0				
1- 3	0- 0	0- 1	AWAY	0- 1	1- 0	0- 1				
1- 0	0- 0	0- 0	NEUTRAL	0- 0	0- 0	1- 0				
3- 10	0- 2	2- 3	CONFERENCE	0- 4	1- 0	0- 1				
3- 4	0- 1	2- 1	HOME	0- 2	1- 0	0- 0				
0- 6	0- 1	0- 2	AWAY	0- 2	0- 0	0- 1				
0- 0	0- 0	0- 0	NEUTRAL	0- 0	0- 0	0- 0				

RPI 1-25				RPI 26-50				RPI 51-100				RPI 101+ Team's RPI: 149			
RPI	S	Opponent	Score	RPI	S	Opponent	Score	RPI	S	Opponent	Score	RPI	S	Opponent	Score
5	A	Ohio St.	61 87	27	A	Michigan St.	67 77	53	H	Iowa	54 57	123	A	Wake Forest	64 51
11	H	Maryland	65 90	27	H	Michigan St.	54 77	75	A	Nebraska	62 75	131	H	Penn St.	82 62
17	H	Green Bay	58 72	40	A	Rutgers	41 61	79	A	Michigan	65 82	161	A	Illinois	65 71
19	H	Florida	75 91	42	H	Indiana	73 69	81	H	Minnesota	77 84	168	H	Louisiana Tech	79 65
				48	A	Dayton	64 87	85	A	Marquette	61 77	195	N	Delaware	54 52
				49	H	Purdue	64 57	99	H	Drake	70 89	246	H	Northern Ill.	89 62
												249	A	San Diego St.	57 63
LAST 12 Division I GAMES:															
79	A	Michigan	65 82	11	H	Maryland	65 90								
49	H	Purdue	64 57	161	A	Illinois	65 71								
5	A	Ohio St.	61 87	53	H	Iowa	54 57								
27	H	Michigan St.	54 77	131	H	Penn St.	82 62								
75	A	Nebraska	62 75	40	A	Rutgers	41 61								
81	H	Minnesota	77 84	27	A	Michigan St.	67 77								

Non-Div I Games:

Wisconsin

■ Loss,
■ Non-Conf,
■ S Site,
■ H Home
■ A Away
N Neutral

Average RPI Win:	284	WON-LOST	WINNING	LAST 10	STRENGTH OF	OPP. STRENGTH	TEAM	ADJ.	CONF.	ADJ CONF.
Average RPI Loss:	176	RECORD	PCT. RANK	GAMES	SCHEDULE	OF SCHEDULE	RPI	RPI	RPI	RPI
DIV. I ONLY	5- 16	295	1- 8	196	327	303	303	17	17	
DIV. I NON-CONF.	4- 8	234	1- 1	234	348	288	288	16	16	
TOTALS	RPI 1-25	RPI 26-50	W-L RECORDS	RPI 51-100	RPI 101-150	RPI 150+				
5- 16	0- 0	0- 0	OVERALL	0- 4	0- 5	5- 7				
4- 6	0- 0	0- 0	HOME	0- 1	0- 4	4- 1				
1- 10	0- 0	0- 0	AWAY	0- 3	0- 1	1- 6				
0- 0	0- 0	0- 0	NEUTRAL	0- 0	0- 0	0- 0				
4- 8	0- 0	0- 0	NON-CONFERENCE	0- 2	0- 1	4- 5				
4- 1	0- 0	0- 0	HOME	0- 0	0- 1	4- 0				
0- 7	0- 0	0- 0	AWAY	0- 2	0- 0	0- 5				
0- 0	0- 0	0- 0	NEUTRAL	0- 0	0- 0	0- 0				
1- 8	0- 0	0- 0	CONFERENCE	0- 2	0- 4	1- 2				
0- 5	0- 0	0- 0	HOME	0- 1	0- 3	0- 1				
1- 3	0- 0	0- 0	AWAY	0- 1	0- 1	1- 1				
0- 0	0- 0	0- 0	NEUTRAL	0- 0	0- 0	0- 0				

RPI 1-25			RPI 26-50			RPI 51-100			RPI 101+ Team's RPI: 303		
RPI	S	Opponent	Score	RPI	S	Opponent	Score	RPI	S	Opponent	Score
						57 Chattanooga	48 65	122 Samford		39 58	
						57 Chattanooga	40 53	126 Mercer		61 70	
						81 Minnesota	54 98	140 UNC Asheville		63 70	
						96 Virginia Tech	42 73	143 ETSU		69 70	
								143 ETSU		54 70	
								197 William & Mary		55 75	
								214 Furman		61 70	
								216 Radford		79 70	
								225 Gardner-Webb		61 64	
								275 Jacksonville St.		66 54	
								287 UNCG		58 56	
								292 Kennesaw St.		70 59	
								295 Coastal Caro.		69 83	
								300 Charleston So.		64 74	
								301 Western Caro.		72 74	
								314 South Carolina St.		47 60	
								349 N.C. Central		60 37	
LAST 12 Division I GAMES:											
						57 Chattanooga	48 65	214 Furman		61 70	
						143 ETSU	69 70	143 ETSU		54 70	
						122 Samford	39 58	57 Chattanooga		40 53	
						126 Mercer	61 70	292 Kennesaw St.		70 59	
						301 Western Caro.	72 74	295 Coastal Caro.		69 83	
						287 UNCG	58 56	216 Radford		79 70	

Non-Div I Games: Montreat 83 48 Bluefield Col. 69 58

Wofford

Average RPI Win:	226	WON-LOST	WINNING	LAST 10	STRENGTH OF	OPP. STRENGTH	TEAM	ADJ.	CONF.	ADJ CONF.
Average RPI Loss:	71	RECORD	PCT. RANK	GAMES	SCHEDULE	OF SCHEDULE	RPI	RPI	RPI	RPI
DIV. I ONLY	16- 6	60	7- 3	209	124	101	101	14	14	
DIV. I NON-CONF.	8- 3	77	0- 1	278	96	138	138	15	15	
TOTALS	RPI 1-25	RPI 26-50	W-L RECORDS	RPI 51-100	RPI 101-150	RPI 150+				
16- 6	0- 1	1- 2	OVERALL	0- 1	1- 1	14- 1				
7- 3	0- 1	0- 1	HOME	0- 0	1- 0	6- 1				
7- 2	0- 0	0- 1	AWAY	0- 0	0- 1	7- 0				
2- 1	0- 0	1- 0	NEUTRAL	0- 1	0- 0	1- 0				
8- 3	0- 0	1- 2	NON-CONFERENCE	0- 1	0- 0	7- 0				
4- 1	0- 0	0- 1	HOME	0- 0	0- 0	4- 0				
2- 1	0- 0	0- 1	AWAY	0- 0	0- 0	2- 0				
2- 1	0- 0	1- 0	NEUTRAL	0- 1	0- 0	1- 0				
8- 3	0- 1	0- 0	CONFERENCE	0- 0	1- 1	7- 1				
3- 2	0- 1	0- 0	HOME	0- 0	1- 0	2- 1				
5- 1	0- 0	0- 0	AWAY	0- 0	0- 1	5- 0				
0- 0	0- 0	0- 0	NEUTRAL	0- 0	0- 0	0- 0				

RPI 1-25				RPI 26-50				RPI 51-100				RPI 101+ Team's RPI: 101			
RPI	S	Opponent	Score	RPI	S	Opponent	Score	RPI	S	Opponent	Score	RPI	S	Opponent	Score
17	H	Green Bay	58 63	29	H	Georgia	57 63	53	N	Iowa	77 83	116	A	Youngstown St.	69 72
				34	A	Miami (FL)	67 80					145	H	Northern Ky.	66 61
				37	N	George Washington	77 71					174	A	Detroit	89 71
												177	H	Milwaukee	60 82
												192	H	Butler	66 53
												201	A	Ill.-Chicago	80 72
												201	H	Ill.-Chicago	73 62
												207	A	Eastern Ky.	71 69
												209	A	Oakland	77 72
												223	A	Valparaiso	65 54
												223	H	Valparaiso	80 63
												256	N	Houston	75 61
												281	H	Austin Peay	77 56
												304	A	Cleveland St.	93 65
												305	H	Southeastern La.	106 72
												329	A	Kent St.	73 68
												335	H	Lipscomb	92 65
LAST 12 Division I GAMES:															
201	A	Ill.-Chicago	80 72	209	A	Oakland	77 72								
223	A	Valparaiso	65 54	174	A	Detroit	89 71								
304	A	Cleveland St.	93 65	145	H	Northern Ky.	66 61								
116	A	Youngstown St.	69 72	223	H	Valparaiso	80 63								
17	H	Green Bay	58 63	201	H	Ill.-Chicago	73 62								
177	H	Milwaukee	60 82	29	H	Georgia	57 63								

Non-Div I Games: Mt. St. Joseph 117 26 Cincinnati Christian 107 44

Wright St.

Average RPI Win:	265	WON-LOST	WINNING	LAST 10	STRENGTH OF	OPP. STRENGTH	TEAM	ADJ.	CONF.	ADJ CONF.
Average RPI Loss:	163	RECORD	PCT. RANK	GAMES	SCHEDULE	OF SCHEDULE	RPI	RPI	RPI	RPI
DIV. I ONLY	10- 11	189	3- 7	306	235	250	250	20	20	
DIV. I NON-CONF.	6- 3	100	0- 0	216	268	132	132	20	20	
TOTALS	RPI 1-25	RPI 26-50	W-L RECORDS	RPI 51-100	RPI 101-150	RPI 150+				
10- 11	0- 0	0- 1	OVERALL	0- 2	0- 3	10- 5				
7- 4	0- 0	0- 0	HOME	0- 1	0- 1	7- 2				
3- 7	0- 0	0- 1	AWAY	0- 1	0- 2	3- 3				
0- 0	0- 0	0- 0	NEUTRAL	0- 0	0- 0	0- 0				
6- 3	0- 0	0- 0	NON-CONFERENCE	0- 2	0- 1	6- 0				
4- 1	0- 0	0- 0	HOME	0- 1	0- 0	4- 0				
2- 2	0- 0	0- 0	AWAY	0- 1	0- 1	2- 0				
0- 0	0- 0	0- 0	NEUTRAL	0- 0	0- 0	0- 0				
4- 8	0- 0	0- 1	CONFERENCE	0- 0	0- 2	4- 5				
3- 3	0- 0	0- 0	HOME	0- 0	0- 1	3- 2				
1- 5	0- 0	0- 1	AWAY	0- 0	0- 1	1- 3				
0- 0	0- 0	0- 0	NEUTRAL	0- 0	0- 0	0- 0				

RPI 1-25				RPI 26-50				RPI 51-100				RPI 101+				Team's RPI: 250
RPI	S	Opponent	Score	RPI	S	Opponent	Score	RPI	S	Opponent	Score	RPI	S	Opponent	Score	
				50	A	Colorado St.	42 63	59	H	St. Mary's (CA)	64 70	125	A	Boise St.	49 58	
								87	A	Gonzaga	57 61	138	H	Fresno St.	42 49	
												147	A	Idaho	57 61	
												162	H	Montana St.	75 69	
												180	H	Colorado	77 68	
												181	H	New Mexico	66 48	
												193	A	UNLV	37 66	
												203	H	San Jose St.	66 67	
												211	A	Utah St.	75 84	
												219	H	Montana	68 61	
												249	H	San Diego St.	77 84	
												257	H	UC Santa Barbara	76 67	
												306	A	Denver	75 64	
												327	A	Nevada	65 68	
												327	H	Nevada	68 53	
												337	A	Cal St. Fullerton	61 56	
												341	A	Air Force	67 45	
												341	H	Air Force	84 56	
LAST 12 Division I GAMES:																
				211	A	Utah St.	75 84	181	H	New Mexico	66 48					
				341	H	Air Force	84 56	203	H	San Jose St.	66 67					
				50	A	Colorado St.	42 63	193	A	UNLV	37 66					
				138	H	Fresno St.	42 49	341	A	Air Force	67 45					
				125	A	Boise St.	49 58	327	H	Nevada	68 53					
				327	A	Nevada	65 68	249	H	San Diego St.	77 84					

Non-Div I Games:	Chadron St.	81	53
------------------	-------------	----	----

Wyoming

■ Loss, ■ Non-Conf, S Site, H Home A Away N Neutral

Average RPI Win:	219	WON-LOST	WINNING	LAST 10	STRENGTH OF	OPP. STRENGTH	TEAM	ADJ.	CONF.	ADJ CONF.
Average RPI Loss:	58	RECORD	PCT. RANK	GAMES	SCHEDULE	OF SCHEDULE	RPI	RPI	RPI	RPI
DIV. I ONLY	17- 6	49	6- 4	305	80	136	136	6	6	
DIV. I NON-CONF.	9- 2	37	0- 0	344	209	200	200	6	6	
TOTALS	RPI 1-25	RPI 26-50	W-L RECORDS	RPI 51-100	RPI 101-150	RPI 150+				
17- 6	0- 1	0- 2	OVERALL	2- 2	2- 1	13- 0				
15- 2	0- 1	0- 0	HOME	2- 1	2- 0	11- 0				
2- 4	0- 0	0- 0	AWAY	0- 0	0- 0	2- 0				
0- 0	0- 0	0- 0	NEUTRAL	0- 0	0- 0	0- 0				
9- 2	0- 0	0- 0	NON-CONFERENCE	0- 2	0- 0	9- 0				
9- 1	0- 0	0- 0	HOME	0- 1	0- 0	9- 0				
0- 1	0- 0	0- 0	AWAY	0- 1	0- 0	0- 0				
0- 0	0- 0	0- 0	NEUTRAL	0- 0	0- 0	0- 0				
8- 4	0- 1	0- 2	CONFERENCE	2- 0	2- 1	4- 0				
6- 1	0- 1	0- 0	HOME	2- 0	2- 0	2- 0				
2- 3	0- 0	0- 2	AWAY	0- 0	0- 1	2- 0				
0- 0	0- 0	0- 0	NEUTRAL	0- 0	0- 0	0- 0				

RPI 1-25	RPI 26-50	RPI 51-100	RPI 101+	Team's RPI: 136
RPI S Opponent Score	RPI S Opponent Score	RPI S Opponent Score	RPI S Opponent Score	Score
18 H DePaul 53 70	26 A Seton Hall 66 82	62 H Villanova 74 67	105 H Georgetown 59 54	
	30 A St. John's (NY) 41 57	78 H Middle Tenn. 53 62	119 A Creighton 47 74	
		79 A Michigan 54 92	119 H Creighton 57 55	
		85 H Marquette 71 66	192 A Butler 73 63	
			192 H Butler 55 47	
			208 H Cincinnati 65 56	
			216 H Radford 63 56	
			228 H Binghamton 64 55	
			248 A Providence 62 54	
			248 H Providence 72 47	
			272 H Tennessee Tech 64 47	
			292 H Kennesaw St. 62 59	
			305 H Southeastern La. 67 27	
			317 H UMES 61 56	
			319 H Evansville 65 57	
			323 H Howard 70 47	
LAST 12 Division I GAMES:				
119 H Creighton 57 55	85 H Marquette 71 66			
248 H Providence 72 47	248 A Providence 62 54			
192 H Butler 55 47	119 A Creighton 47 74			
30 A St. John's (NY) 41 57	192 A Butler 73 63			
26 A Seton Hall 66 82	62 H Villanova 74 67			
18 H DePaul 53 70	105 H Georgetown 59 54			

Non-Div I Games:

Xavier

Average RPI Win:	226	WON-LOST	WINNING	LAST 10	STRENGTH OF	OPP. STRENGTH	TEAM	ADJ.	CONF.	ADJ CONF.
Average RPI Loss:	81	RECORD	PCT. RANK	GAMES	SCHEDULE	OF SCHEDULE	RPI	RPI	RPI	RPI
DIV. I ONLY	10- 12	199	3- 7	35	199	109	109	10	10	
DIV. I NON-CONF.	8- 8	160	3- 3	81	192	137	137	11	11	
TOTALS	RPI 1-25	RPI 26-50	W-L RECORDS	RPI 51-100	RPI 101-150	RPI 150+				
10- 12	0- 0	0- 6	OVERALL	0- 2	2- 2	8- 2				
7- 1	0- 0	0- 0	HOME	0- 1	1- 0	6- 0				
1- 10	0- 0	0- 5	AWAY	0- 1	0- 2	1- 2				
2- 1	0- 0	0- 1	NEUTRAL	0- 0	1- 0	1- 0				
8- 8	0- 0	0- 4	NON-CONFERENCE	0- 2	2- 2	6- 0				
6- 1	0- 0	0- 0	HOME	0- 1	1- 0	5- 0				
0- 6	0- 0	0- 3	AWAY	0- 1	0- 2	0- 0				
2- 1	0- 0	0- 1	NEUTRAL	0- 0	1- 0	1- 0				
2- 4	0- 0	0- 2	CONFERENCE	0- 0	0- 0	2- 2				
1- 0	0- 0	0- 0	HOME	0- 0	0- 0	1- 0				
1- 4	0- 0	0- 2	AWAY	0- 0	0- 0	1- 2				
0- 0	0- 0	0- 0	NEUTRAL	0- 0	0- 0	0- 0				

RPI S	Opponent	Score	RPI S	Opponent	Score	RPI S	Opponent	Score	RPI S	Opponent	Score	Team's RPI: 109
30	A St. John's (NY)	56 69	52	A Albany (NY)	70 74	103	A North Carolina	63 70				
36	N West Virginia	60 70	72	H Army West Point	61 65	104	A Boston College	60 73				
42	A Indiana	60 76				112	N Iona	63 48				
43	A Penn	49 68				124	H Stony Brook	62 57				
45	A Princeton	50 65				153	A Brown	48 39				
48	A Dayton	75 81				153	H Brown	81 54				
						166	A Cornell	63 74				
						231	A Columbia	71 77				
						232	H Manhattan	62 36				
						258	H New Hampshire	63 46				
						263	H Holy Cross	69 59				
						310	N Fairleigh Dickinson	77 58				
						312	H Illinois St.	60 47				
						342	H Wagner	78 60				
LAST 12 Division I GAMES:												
166	A Cornell	63 74	104	A Boston College	60 73							
231	A Columbia	71 77	258	H New Hampshire	63 46							
45	A Princeton	50 65	52	A Albany (NY)	70 74							
43	A Penn	49 68	42	A Indiana	60 76							
153	A Brown	48 39	312	H Illinois St.	60 47							
153	H Brown	81 54	124	H Stony Brook	62 57							

Non-Div I Games: Albertus Magnus 67 34

Yale

■ Loss,
 ■ Non-Conf,
 ■ S Site,
 ■ H Home
 ■ A Away
 N Neutral

Average RPI Win:	205	WON-LOST	WINNING	LAST 10	STRENGTH OF	OPP. STRENGTH	TEAM	ADJ.	CONF.	ADJ CONF.
Average RPI Loss:	140	RECORD	PCT. RANK	GAMES	SCHEDULE	OF SCHEDULE	RPI	RPI	RPI	RPI
DIV. I ONLY	13- 8	108	4- 6	149	185	116	116	14	14	
DIV. I NON-CONF.	7- 2	57	1- 0	276	231	106	106	15	15	
TOTALS	RPI 1-25	RPI 26-50	W-L RECORDS	RPI 51-100	RPI 101-150	RPI 150+				
13- 8	0- 2	0- 0	OVERALL	1- 0	1- 3	11- 3				
8- 3	0- 1	0- 0	HOME	0- 0	1- 1	7- 1				
5- 5	0- 1	0- 0	AWAY	1- 0	0- 2	4- 2				
0- 0	0- 0	0- 0	NEUTRAL	0- 0	0- 0	0- 0				
7- 2	0- 0	0- 0	NON-CONFERENCE	1- 0	0- 2	6- 0				
5- 0	0- 0	0- 0	HOME	0- 0	0- 0	5- 0				
2- 2	0- 0	0- 0	AWAY	1- 0	0- 2	1- 0				
0- 0	0- 0	0- 0	NEUTRAL	0- 0	0- 0	0- 0				
6- 6	0- 2	0- 0	CONFERENCE	0- 0	1- 1	5- 3				
3- 3	0- 1	0- 0	HOME	0- 0	1- 1	2- 1				
3- 3	0- 1	0- 0	AWAY	0- 0	0- 0	3- 2				
0- 0	0- 0	0- 0	NEUTRAL	0- 0	0- 0	0- 0				

RPI	S	Opponent	Score	RPI	S	Opponent	Score	RPI	S	Opponent	Score	RPI	S	Opponent	Score	Team's RPI: 116
17	A	Green Bay	35 69					91	A	Bucknell	55 47	101	H	Wright St.	72 69	
17	H	Green Bay	60 68									110	A	Akron	49 74	
												131	A	Penn St.	51 68	
												145	H	Northern Ky.	77 88	
												174	A	Detroit	72 70	
												174	H	Detroit	68 69	
												177	H	Milwaukee	69 67	
												189	H	Robert Morris	55 46	
												201	A	Ill.-Chicago	69 64	
												209	A	Oakland	96 77	
												209	H	Oakland	67 63	
												216	H	Radford	54 53	
												217	H	Canisius	53 51	
												223	A	Valparaiso	60 65	
												266	H	Tennessee St.	69 58	
												290	A	Niagara	71 54	
												304	A	Cleveland St.	68 75	
												329	H	Kent St.	91 61	
LAST 12 Division I GAMES:																
17	A	Green Bay	35 69	201	A	Ill.-Chicago	69 64									
174	H	Detroit	68 69	304	A	Cleveland St.	68 75									
209	H	Oakland	67 63	17	H	Green Bay	60 68									
145	H	Northern Ky.	77 88	177	H	Milwaukee	69 67									
101	H	Wright St.	72 69	174	A	Detroit	72 70									
223	A	Valparaiso	60 65	266	H	Tennessee St.	69 58									

Non-Div I Games: Lake Erie 89 61 Salem Int'l 80 40

Youngstown St.

Loss, Non-Conf, S Site, H Home A Away N Neutral