

Average RPI Win:	272	WON-LOST	WINNING	LAST 10	STRENGTH OF	OPP. STRENGTH	TEAM	ADJ.	CONF.	ADJ CONF.
Average RPI Loss:	200	RECORD	PCT. RANK	GAMES	SCHEDULE	OF SCHEDULE	RPI	RPI	RPI	RPI
DIV. I ONLY	6- 14	276	4- 6	313	291	330	330	27	27	
DIV. I NON-CONF.	2- 7	280	0- 1	241	291	322	322	26	26	
TOTALS	RPI 1-25	RPI 26-50	W-L RECORDS	RPI 51-100	RPI 101-150	RPI 150+				
6- 14	0- 0	0- 0	OVERALL	0- 1	0- 2	6- 11				
5- 8	0- 0	0- 0	HOME	0- 0	0- 1	5- 7				
1- 5	0- 0	0- 0	AWAY	0- 0	0- 1	1- 4				
0- 1	0- 0	0- 0	NEUTRAL	0- 1	0- 0	0- 0				
2- 7	0- 0	0- 0	NON-CONFERENCE	0- 1	0- 0	2- 6				
2- 4	0- 0	0- 0	HOME	0- 0	0- 0	2- 4				
0- 2	0- 0	0- 0	AWAY	0- 0	0- 0	0- 2				
0- 1	0- 0	0- 0	NEUTRAL	0- 1	0- 0	0- 0				
4- 7	0- 0	0- 0	CONFERENCE	0- 0	0- 2	4- 5				
3- 4	0- 0	0- 0	HOME	0- 0	0- 1	3- 3				
1- 3	0- 0	0- 0	AWAY	0- 0	0- 1	1- 2				
0- 0	0- 0	0- 0	NEUTRAL	0- 0	0- 0	0- 0				

RPI S	Opponent	Score	RPI S	Opponent	Score	RPI S	Opponent	Score	RPI S	Opponent	Score	Team's RPI: 330
						100 N	New Mexico St.	51 70	130 H	Central Ark.	55 66	
									132 A	Northwestern St.	43 60	
									159 A	Fordham	49 67	
									170 A	McNeese St.	51 72	
									172 H	East Carolina	46 82	
									188 H	UTRGV	49 46	
									193 H	UNLV	51 65	
									198 H	Cal Poly	45 56	
									233 H	Stephen F. Austin	66 71	
									235 A	Texas Southern	43 51	
									237 H	Houston Baptist	59 73	
									240 H	Rice	60 55	
									243 H	Sam Houston St.	81 71	
									254 H	Houston	73 76	
									279 A	Lamar	70 75	
									305 H	Southeastern La.	69 67	
									308 H	Nicholls St.	62 64	
									322 A	Incarinate Word	57 56	
									336 H	New Orleans	73 59	
LAST 12 Division I GAMES:												
243 H	Sam Houston St.	81 71	308 H	Nicholls St.	62 64							
237 H	Houston Baptist	59 73	132 A	Northwestern St.	43 60							
233 H	Stephen F. Austin	66 71	170 A	McNeese St.	51 72							
322 A	Incarinate Word	57 56	279 A	Lamar	70 75							
336 H	New Orleans	73 59	130 H	Central Ark.	55 66							
305 H	Southeastern La.	69 67	100 N	New Mexico St.	51 70							

Non-Div I Games: Western N.M. 57 42 Angelo St. 80 85

A&M-Corpus Christi

Loss, Non-Conf, S Site, H Home A Away N Neutral

Average RPI Win:	219	WON-LOST	WINNING	LAST 10	STRENGTH OF	OPP. STRENGTH	TEAM	ADJ.	CONF.	ADJ CONF.
Average RPI Loss:	152	RECORD	PCT. RANK	GAMES	SCHEDULE	OF SCHEDULE	RPI	RPI	RPI	RPI
DIV. I ONLY	16- 3	17	9- 1	238	243	64	64	27	27	
DIV. I NON-CONF.	5- 2	86	0- 0	90	125	30	30	26	26	
TOTALS	RPI 1-25	RPI 26-50	W-L RECORDS	RPI 51-100	RPI 101-150	RPI 150+				
16- 3	0- 0	0- 1	OVERALL	0- 0	4- 1	12- 1				
6- 0	0- 0	0- 0	HOME	0- 0	1- 0	5- 0				
8- 3	0- 0	0- 1	AWAY	0- 0	2- 1	6- 1				
2- 0	0- 0	0- 0	NEUTRAL	0- 0	1- 0	1- 0				
5- 2	0- 0	0- 1	NON-CONFERENCE	0- 0	2- 1	3- 0				
1- 0	0- 0	0- 0	HOME	0- 0	0- 0	1- 0				
2- 2	0- 0	0- 1	AWAY	0- 0	1- 1	1- 0				
2- 0	0- 0	0- 0	NEUTRAL	0- 0	1- 0	1- 0				
11- 1	0- 0	0- 0	CONFERENCE	0- 0	2- 0	9- 1				
5- 0	0- 0	0- 0	HOME	0- 0	1- 0	4- 0				
6- 1	0- 0	0- 0	AWAY	0- 0	1- 0	5- 1				
0- 0	0- 0	0- 0	NEUTRAL	0- 0	0- 0	0- 0				

RPI 1-25				RPI 26-50				RPI 51-100				Team's RPI: 64		RPI 101+			
RPI	S	Opponent	Score	RPI	S	Opponent	Score	RPI	S	Opponent	Score			RPI	S	Opponent	Score
				45	A	Kansas St.	45 76							111	N	Eastern Mich.	83 59
														130	A	Central Ark.	61 49
														131	A	Texas Tech	65 71
														132	H	Northwestern St.	67 46
														140	A	Idaho	71 59
														170	H	McNeese St.	79 62
														185	A	Eastern Wash.	72 60
														229	H	UTSA	79 60
														232	N	Grand Canyon	75 71
														233	A	Stephen F. Austin	85 70
														237	H	Houston Baptist	77 60
														243	A	Sam Houston St.	87 76
														243	H	Sam Houston St.	67 55
														279	A	Lamar	54 63
														279	H	Lamar	90 62
														305	A	Southeastern La.	88 72
														308	A	Nicholls St.	71 68
														322	A	Incarnate Word	86 71
LAST 12 Division I GAMES:																	
				243	H	Sam Houston St.	67 55					243	A	Sam Houston St.		87 76	
				305	A	Southeastern La.	88 72					233	A	Stephen F. Austin		85 70	
				279	A	Lamar	54 63					170	H	McNeese St.		79 62	
				279	H	Lamar	90 62					308	A	Nicholls St.		71 68	
				237	H	Houston Baptist	77 60					132	H	Northwestern St.		67 46	
				322	A	Incarnate Word	86 71					130	A	Central Ark.		61 49	

Non-Div I Games: Southwest (NM) 91 39 Schreiner 79 51 Wayland Baptist 96 71 Missouri Valley 96 35

Abilene Christian

Loss, Non-Conf, S Site, H Home A Away N Neutral

Average RPI Win:	326	WON-LOST	WINNING	LAST 10	STRENGTH OF	OPP. STRENGTH	TEAM	ADJ.	CONF.	ADJ CONF.
Average RPI Loss:	188	RECORD	PCT. RANK	GAMES	SCHEDULE	OF SCHEDULE	RPI	RPI	RPI	RPI
DIV. I ONLY	1- 22	349	1- 9	254	233	341	341	19	19	
DIV. I NON-CONF.	0- 11	338	0- 0	231	239	343	343	20	20	
TOTALS	RPI 1-25	RPI 26-50	W-L RECORDS	RPI 51-100	RPI 101-150	RPI 150+				
1- 22	0- 0	0- 0	OVERALL	0- 4	0- 3	1- 15				
1- 8	0- 0	0- 0	HOME	0- 0	0- 1	1- 7				
0- 14	0- 0	0- 0	AWAY	0- 4	0- 2	0- 8				
0- 0	0- 0	0- 0	NEUTRAL	0- 0	0- 0	0- 0				
0- 11	0- 0	0- 0	NON-CONFERENCE	0- 3	0- 1	0- 7				
0- 3	0- 0	0- 0	HOME	0- 0	0- 1	0- 2				
0- 8	0- 0	0- 0	AWAY	0- 3	0- 0	0- 5				
0- 0	0- 0	0- 0	NEUTRAL	0- 0	0- 0	0- 0				
1- 11	0- 0	0- 0	CONFERENCE	0- 1	0- 2	1- 8				
1- 5	0- 0	0- 0	HOME	0- 0	0- 0	1- 5				
0- 6	0- 0	0- 0	AWAY	0- 1	0- 2	0- 3				
0- 0	0- 0	0- 0	NEUTRAL	0- 0	0- 0	0- 0				

RPI S	Opponent	Score	RPI S	Opponent	Score	RPI S	Opponent	Score	RPI S	Opponent	Score	Team's RPI: 341
						54	A Colorado St.	47 71	111	H Eastern Mich.	59 72	
						57	A Vanderbilt	29 86	127	A Boise St.	48 61	
						67	A Santa Clara	34 68	135	A Fresno St.	46 70	
						87	A Gonzaga	35 88	177	A George Mason	52 69	
									182	H New Mexico	33 63	
									185	A Eastern Wash.	44 65	
									187	A UC Davis	40 66	
									193	H UNLV	56 60	
									200	A San Jose St.	60 81	
									200	H San Jose St.	49 72	
									221	H Utah St.	53 66	
									232	H Grand Canyon	39 73	
									249	A Wyoming	56 84	
									249	H Wyoming	45 67	
									253	A Navy	46 64	
									307	H Denver	48 57	
									326	A Nevada	57 68	
									326	H Nevada	59 53	
									328	A Southern Utah	56 75	
LAST 12 Division I GAMES:												
326	H Nevada	59 53	54	A Colorado St.	47 71							
127	A Boise St.	48 61	193	H UNLV	56 60							
249	A Wyoming	56 84	221	H Utah St.	53 66							
200	H San Jose St.	49 72	326	A Nevada	57 68							
182	H New Mexico	33 63	249	H Wyoming	45 67							
135	A Fresno St.	46 70	200	A San Jose St.	60 81							

Non-Div I Games:

Air Force

■ Loss,
 ■ Non-Conf,
 ■ S Site,
 ■ H Home
 ■ A Away
 N Neutral

Average RPI Win: 183	WON-LOST	WINNING	LAST 10	STRENGTH OF	OPP. STRENGTH	TEAM	ADJ.	CONF.	ADJ CONF.
Average RPI Loss: 108	RECORD	PCT. RANK	GAMES	SCHEDULE	OF SCHEDULE	RPI	RPI	RPI	RPI
DIV. I ONLY	11- 10	157	6- 4	78	124	109	109	11	11
DIV. I NON-CONF.	5- 5	160	1- 0	172	114	159	159	13	13
TOTALS	RPI 1-25	RPI 26-50	W-L RECORDS	RPI 51-100	RPI 101-150	RPI 150+			
11- 10	0- 0	0- 1	OVERALL	0- 5	6- 1	5- 3			
6- 3	0- 0	0- 0	HOME	0- 2	3- 0	3- 1			
5- 5	0- 0	0- 1	AWAY	0- 3	3- 0	2- 1			
0- 2	0- 0	0- 0	NEUTRAL	0- 0	0- 1	0- 1			
5- 5	0- 0	0- 0	NON-CONFERENCE	0- 2	2- 1	3- 2			
3- 1	0- 0	0- 0	HOME	0- 1	1- 0	2- 0			
2- 2	0- 0	0- 0	AWAY	0- 1	1- 0	1- 1			
0- 2	0- 0	0- 0	NEUTRAL	0- 0	0- 1	0- 1			
6- 5	0- 0	0- 1	CONFERENCE	0- 3	4- 0	2- 1			
3- 2	0- 0	0- 0	HOME	0- 1	2- 0	1- 1			
3- 3	0- 0	0- 1	AWAY	0- 2	2- 0	1- 0			
0- 0	0- 0	0- 0	NEUTRAL	0- 0	0- 0	0- 0			

RPI 1-25			RPI 26-50			RPI 51-100			RPI 101+			Team's RPI: 109
RPI	S	Opponent	Score	RPI	S	Opponent	Score	RPI	S	Opponent	Score	
				32	A	Ohio	55 75	63	A	Ball St.	71 78	108 H Toledo 81 71
								65	H	FGCU	64 82	111 A Eastern Mich. 68 65
								66	A	San Diego	65 86	111 H Eastern Mich. 75 72
								72	A	Central Mich.	60 81	122 H Youngstown St. 74 49
								72	H	Central Mich.	77 97	129 N UNI 51 59
												137 A Buffalo 69 61
												147 A Northern Ky. 77 75
												163 A Fla. Atlantic 77 91
												168 N Northern Colo. 65 78
												209 A Valparaiso 85 74
												238 A Bowling Green 71 55
												245 H Northern Ill. 58 65
												257 H Miami (OH) 77 65
												264 H UCF 74 54
												312 H Winthrop 76 59
LAST 12 Division I GAMES:												
257	H	Miami (OH)	77 65	137	A	Buffalo	69 61					
63	A	Ball St.	71 78	238	A	Bowling Green	71 55					
111	H	Eastern Mich.	75 72	72	H	Central Mich.	77 97					
32	A	Ohio	55 75	111	A	Eastern Mich.	68 65					
72	A	Central Mich.	60 81	245	H	Northern Ill.	58 65					
108	H	Toledo	81 71	122	H	Youngstown St.	74 49					

Non-Div I Games: Rochester College 103 37

Akron

 Loss,
 Non-Conf,
 S Site,
 H Home
 A Away
 N Neutral

Alabama

Through Games Of Feb. 10, 2016

Average RPI Win:	219	WON-LOST	WINNING	LAST 10	STRENGTH OF	OPP. STRENGTH	TEAM	ADJ.	CONF.	ADJ CONF.
Average RPI Loss:	46	RECORD	PCT. RANK	GAMES	SCHEDULE	OF SCHEDULE	RPI	RPI	RPI	RPI
DIV. I ONLY	14- 10	126	2- 8	162	74	150	150	2	2	
DIV. I NON-CONF.	11- 2	28	1- 0	325	279	137	137	2	2	
TOTALS	RPI 1-25	RPI 26-50	W-L RECORDS	RPI 51-100	RPI 101-150	RPI 150+				
14- 10	0- 4	1- 0	OVERALL	1- 6	3- 0	9- 0				
12- 3	0- 1	1- 0	HOME	0- 2	3- 0	8- 0				
0- 7	0- 3	0- 0	AWAY	0- 4	0- 0	0- 0				
2- 0	0- 0	0- 0	NEUTRAL	1- 0	0- 0	1- 0				
11- 2	0- 0	0- 0	NON-CONFERENCE	1- 2	1- 0	9- 0				
9- 0	0- 0	0- 0	HOME	0- 0	1- 0	8- 0				
0- 2	0- 0	0- 0	AWAY	0- 2	0- 0	0- 0				
2- 0	0- 0	0- 0	NEUTRAL	1- 0	0- 0	1- 0				
3- 8	0- 4	1- 0	CONFERENCE	0- 4	2- 0	0- 0				
3- 3	0- 1	1- 0	HOME	0- 2	2- 0	0- 0				
0- 5	0- 3	0- 0	AWAY	0- 2	0- 0	0- 0				
0- 0	0- 0	0- 0	NEUTRAL	0- 0	0- 0	0- 0				

RPI 1-25				RPI 26-50				RPI 51-100				RPI 101+ Team's RPI: 150			
RPI	S	Opponent	Score	RPI	S	Opponent	Score	RPI	S	Opponent	Score	RPI	S	Opponent	Score
15	A	Tennessee	42 70	27	H	Georgia	64 50	56	A	Auburn	59 72	105	H	Georgetown	78 66
18	H	Texas A&M	56 59					56	H	Auburn	55 59	117	H	LSU	62 45
22	A	Florida	72 80					57	A	Vanderbilt	52 67	139	H	Ole Miss	48 37
23	A	Kentucky	48 73					57	H	Vanderbilt	48 54	220	N	Utah Valley	67 60
								75	A	Georgia Tech	58 70	230	H	Grambling	72 57
								80	N	Middle Tenn.	64 46	236	H	Appalachian St.	93 59
								85	A	UT Martin	65 83	262	H	Georgia St.	72 56
												301	H	North Florida	69 47
												319	H	Alcorn	97 50
												335	H	Lipscomb	68 49
												345	H	Alabama A&M	96 44
												347	H	Mississippi Val.	98 35
LAST 12 Division I GAMES:															
56	H	Auburn	55 59	27	H	Georgia	64 50								
139	H	Ole Miss	48 37	56	A	Auburn	59 72								
15	A	Tennessee	42 70	57	H	Vanderbilt	48 54								
18	H	Texas A&M	56 59	23	A	Kentucky	48 73								
57	A	Vanderbilt	52 67	117	H	LSU	62 45								
22	A	Florida	72 80	335	H	Lipscomb	68 49								

Non-Div I Games:

Alabama

 Loss,
 Non-Conf,
 S Site,
 H Home
 A Away
N Neutral

Average RPI Win:	343	WON-LOST	WINNING	LAST 10	STRENGTH OF	OPP. STRENGTH	TEAM	ADJ.	CONF.	ADJ CONF.
Average RPI Loss:	216	RECORD	PCT. RANK	GAMES	SCHEDULE	OF SCHEDULE	RPI	RPI	RPI	RPI
DIV. I ONLY	3- 17	329	3- 7	322	348	345	345	32	32	
DIV. I NON-CONF.	0- 9	338	0- 1	131	300	325	325	31	31	
TOTALS	RPI 1-25	RPI 26-50	W-L RECORDS	RPI 51-100	RPI 101-150	RPI 150+				
3- 17	0- 0	0- 0	OVERALL	0- 1	0- 5	3- 11				
2- 7	0- 0	0- 0	HOME	0- 1	0- 2	2- 4				
1- 10	0- 0	0- 0	AWAY	0- 0	0- 3	1- 7				
0- 0	0- 0	0- 0	NEUTRAL	0- 0	0- 0	0- 0				
0- 9	0- 0	0- 0	NON-CONFERENCE	0- 1	0- 5	0- 3				
0- 5	0- 0	0- 0	HOME	0- 1	0- 2	0- 2				
0- 4	0- 0	0- 0	AWAY	0- 0	0- 3	0- 1				
0- 0	0- 0	0- 0	NEUTRAL	0- 0	0- 0	0- 0				
3- 8	0- 0	0- 0	CONFERENCE	0- 0	0- 0	3- 8				
2- 2	0- 0	0- 0	HOME	0- 0	0- 0	2- 2				
1- 6	0- 0	0- 0	AWAY	0- 0	0- 0	1- 6				
0- 0	0- 0	0- 0	NEUTRAL	0- 0	0- 0	0- 0				

RPI 1-25				RPI 26-50				RPI 51-100				RPI 101+				Team's RPI: 345	
RPI	S	Opponent	Score	RPI	S	Opponent	Score	RPI	S	Opponent	Score	RPI	S	Opponent	Score		
								79	H	Saint Louis	60	91	110	H	Belmont	28	78
												121	H	Samford	30	54	
												134	A	Marshall	45	81	
												139	A	Ole Miss	42	103	
												150	A	Alabama	44	96	
												178	A	Southern U.	38	77	
												196	H	Southeast Mo. St.	58	69	
												230	A	Grambling	56	75	
												235	H	Texas Southern	38	57	
												271	H	Prairie View	52	67	
												276	H	Murray St.	59	76	
												285	A	Alabama St.	50	86	
												295	A	Morehead St.	69	112	
												319	A	Alcorn	52	68	
												327	A	Jackson St.	58	59	
												334	A	Ark.-Pine Bluff	60	69	
												334	H	Ark.-Pine Bluff	78	70	
												347	A	Mississippi Val.	84	74	
												347	H	Mississippi Val.	79	68	
LAST 12 Division I GAMES:																	
347	A	Mississippi Val.	84	74	285	A	Alabama St.	50	86								
334	A	Ark.-Pine Bluff	60	69	347	H	Mississippi Val.	79	68								
235	H	Texas Southern	38	57	334	H	Ark.-Pine Bluff	78	70								
271	H	Prairie View	52	67	327	A	Jackson St.	58	59								
178	A	Southern U.	38	77	230	A	Grambling	56	75								
319	A	Alcorn	52	68	139	A	Ole Miss	42	103								

Non-Div I Games: Tuskegee 66 55

Alabama A&M

■ Loss,
 ■ Non-Conf,
 ■ S Site,
 ■ H Home
 ■ A Away
 N Neutral

Average RPI Win:	293	WON-LOST	WINNING	LAST 10	STRENGTH OF	OPP. STRENGTH	TEAM	ADJ.	CONF.	ADJ CONF.
Average RPI Loss:	205	RECORD	PCT. RANK	GAMES	SCHEDULE	OF SCHEDULE	RPI	RPI	RPI	RPI
DIV. I ONLY	10- 9	156	9- 1	344	343	285	285	32	32	
DIV. I NON-CONF.	1- 7	318	0- 0	283	228	338	338	31	31	
TOTALS	RPI 1-25	RPI 26-50	W-L RECORDS	RPI 51-100	RPI 101-150	RPI 150+				
10- 9	0- 0	0- 0	OVERALL	0- 1	0- 2	10- 6				
5- 4	0- 0	0- 0	HOME	0- 0	0- 1	5- 3				
4- 4	0- 0	0- 0	AWAY	0- 1	0- 1	4- 2				
1- 1	0- 0	0- 0	NEUTRAL	0- 0	0- 0	1- 1				
1- 7	0- 0	0- 0	NON-CONFERENCE	0- 1	0- 2	1- 4				
0- 4	0- 0	0- 0	HOME	0- 0	0- 1	0- 3				
0- 2	0- 0	0- 0	AWAY	0- 1	0- 1	0- 0				
1- 1	0- 0	0- 0	NEUTRAL	0- 0	0- 0	1- 1				
9- 2	0- 0	0- 0	CONFERENCE	0- 0	0- 0	9- 2				
5- 0	0- 0	0- 0	HOME	0- 0	0- 0	5- 0				
4- 2	0- 0	0- 0	AWAY	0- 0	0- 0	4- 2				
0- 0	0- 0	0- 0	NEUTRAL	0- 0	0- 0	0- 0				

RPI 1-25			RPI 26-50			RPI 51-100			RPI 101+			Team's RPI: 285
RPI	S	Opponent	Score	RPI	S	Opponent	Score	RPI	S	Opponent	Score	
						75 A Georgia Tech	54 80			121 H Samford	35 54	
										136 A Southern Miss.	44 65	
										178 A Southern U.	60 59	
										191 H Troy	59 73	
										212 H South Ala.	43 47	
										224 N Siena	57 53	
										230 A Grambling	69 89	
										235 H Texas Southern	57 51	
										263 N Tennessee St.	64 74	
										271 H Prairie View	65 54	
										294 H Savannah St.	49 60	
										319 A Alcorn	52 51	
										327 A Jackson St.	69 70	
										334 A Ark.-Pine Bluff	68 53	
										334 H Ark.-Pine Bluff	72 63	
										345 H Alabama A&M	86 50	
										347 A Mississippi Val.	79 51	
										347 H Mississippi Val.	100 50	
LAST 12 Division I GAMES:												
						334 A Ark.-Pine Bluff	68 53			345 H Alabama A&M	86 50	
						347 A Mississippi Val.	79 51			334 H Ark.-Pine Bluff	72 63	
						271 H Prairie View	65 54			347 H Mississippi Val.	100 50	
						235 H Texas Southern	57 51			230 A Grambling	69 89	
						319 A Alcorn	52 51			327 A Jackson St.	69 70	
						178 A Southern U.	60 59			121 H Samford	35 54	

Non-Div I Games: Mobile 71 56

Alabama St.

■ Loss,
 ■ Non-Conf,
 ■ S Site,
 ■ Home
 ■ A Away
 N Neutral

Average RPI Win:	212	WON-LOST	WINNING	LAST 10	STRENGTH OF	OPP. STRENGTH	TEAM	ADJ.	CONF.	ADJ CONF.
Average RPI Loss:	38	RECORD	PCT. RANK	GAMES	SCHEDULE	OF SCHEDULE	RPI	RPI	RPI	RPI
DIV. I ONLY	20- 3	11	10- 0	202	179	50	50	15	15	
DIV. I NON-CONF.	9- 3	69	1- 0	189	117	57	57	18	18	
TOTALS	RPI 1-25	RPI 26-50	W-L RECORDS	RPI 51-100	RPI 101-150	RPI 150+				
20- 3	0- 1	0- 1	OVERALL	1- 1	3- 0	16- 0				
8- 0	0- 0	0- 0	HOME	1- 0	2- 0	5- 0				
10- 3	0- 1	0- 1	AWAY	0- 1	0- 0	10- 0				
2- 0	0- 0	0- 0	NEUTRAL	0- 0	1- 0	1- 0				
9- 3	0- 1	0- 1	NON-CONFERENCE	0- 1	2- 0	7- 0				
3- 0	0- 0	0- 0	HOME	0- 0	1- 0	2- 0				
4- 3	0- 1	0- 1	AWAY	0- 1	0- 0	4- 0				
2- 0	0- 0	0- 0	NEUTRAL	0- 0	1- 0	1- 0				
11- 0	0- 0	0- 0	CONFERENCE	1- 0	1- 0	9- 0				
5- 0	0- 0	0- 0	HOME	1- 0	1- 0	3- 0				
6- 0	0- 0	0- 0	AWAY	0- 0	0- 0	6- 0				
0- 0	0- 0	0- 0	NEUTRAL	0- 0	0- 0	0- 0				

RPI 1-25				RPI 26-50				Team's RPI: 50	RPI 51-100				RPI 101+			
RPI	S	Opponent	Score	RPI	S	Opponent	Score		RPI	S	Opponent	Score	RPI	S	Opponent	Score
15	A	Tennessee	55 63	26	A	Southern California	67 68		74	A	Army West Point	62 65	106	H	Yale	74 70
									88	H	Maine	64 59	108	N	Toledo	63 55
													113	H	Stony Brook	73 54
													180	A	UMBC	77 42
													180	H	UMBC	63 39
													181	A	Rhode Island	67 58
													187	N	UC Davis	80 70
													208	A	Fairfield	62 50
													210	A	Binghamton	59 47
													210	H	Binghamton	64 58
													222	A	Hartford	78 41
													224	A	Siena	61 42
													250	H	Providence	71 58
													266	A	New Hampshire	78 52
													268	H	Pepperdine	64 49
													287	A	Vermont	75 40
													287	H	Vermont	72 43
													316	A	UMass Lowell	85 55
													348	A	Boston U.	83 43
LAST 12 Division I GAMES:																
210	H	Binghamton	64 58	210	A	Binghamton	59 47									
287	A	Vermont	75 40	88	H	Maine	64 59									
180	H	UMBC	63 39	266	A	New Hampshire	78 52									
222	A	Hartford	78 41	287	H	Vermont	72 43									
316	A	UMass Lowell	85 55	180	A	UMBC	77 42									
113	H	Stony Brook	73 54	106	H	Yale	74 70									

Non-Div I Games:

Albany (NY)

■ Loss,
■ Non-Conf, S Site,
■ Home
■ Away
N Neutral

Average RPI Win:	307	WON-LOST	WINNING	LAST 10	STRENGTH OF	OPP. STRENGTH	TEAM	ADJ.	CONF.	ADJ CONF.
Average RPI Loss:	205	RECORD	PCT. RANK	GAMES	SCHEDULE	OF SCHEDULE	RPI	RPI	RPI	RPI
DIV. I ONLY	3- 16	327	3- 7	259	345	319	319	32	32	
DIV. I NON-CONF.	0- 8	338	0- 1	41	217	281	281	31	31	
TOTALS	RPI 1-25	RPI 26-50	W-L RECORDS	RPI 51-100	RPI 101-150	RPI 150+				
3- 16	0- 0	0- 0	OVERALL	0- 3	0- 3	3- 10				
1- 3	0- 0	0- 0	HOME	0- 0	0- 0	1- 3				
2- 13	0- 0	0- 0	AWAY	0- 1	0- 2	2- 5				
0- 0	0- 0	0- 0	NEUTRAL	0- 0	0- 0	0- 0				
0- 8	0- 0	0- 0	NON-CONFERENCE	0- 3	0- 3	0- 2				
0- 0	0- 0	0- 0	HOME	0- 0	0- 0	0- 0				
0- 8	0- 0	0- 0	AWAY	0- 3	0- 3	0- 2				
0- 0	0- 0	0- 0	NEUTRAL	0- 0	0- 0	0- 0				
3- 8	0- 0	0- 0	CONFERENCE	0- 0	0- 0	3- 8				
1- 3	0- 0	0- 0	HOME	0- 0	0- 0	1- 3				
2- 5	0- 0	0- 0	AWAY	0- 0	0- 0	2- 5				
0- 0	0- 0	0- 0	NEUTRAL	0- 0	0- 0	0- 0				

RPI 1-25				RPI 26-50				RPI 51-100				RPI 101+				Team's RPI: 319	
RPI	S	Opponent	Score	RPI	S	Opponent	Score	RPI	S	Opponent	Score	RPI	S	Opponent	Score		
								52	A	Arkansas St.	50	82	125	A	La.-Lafayette	61	73
								89	A	Northwestern	47	91	130	A	Central Ark.	35	58
								96	A	Iowa St.	41	91	150	A	Alabama	50	97
													172	A	East Carolina	58	87
													178	A	Southern U.	57	66
													230	A	Grambling	70	66
													230	H	Grambling	76	85
													235	A	Texas Southern	39	68
													271	A	Prairie View	54	58
													274	A	Jacksonville St.	65	67
													285	H	Alabama St.	51	52
													327	A	Jackson St.	65	79
													327	H	Jackson St.	66	73
													334	A	Ark.-Pine Bluff	69	71
													345	H	Alabama A&M	68	52
													347	A	Mississippi Val.	81	66
LAST 12 Division I GAMES:																	
230	A	Grambling	70	66	347	A	Mississippi Val.	81	66								
327	A	Jackson St.	65	79	230	H	Grambling	76	85								
178	A	Southern U.	57	66	327	H	Jackson St.	66	73								
285	H	Alabama St.	51	52	235	A	Texas Southern	39	68								
345	H	Alabama A&M	68	52	271	A	Prairie View	54	58								
334	A	Ark.-Pine Bluff	69	71	125	A	La.-Lafayette	61	73								

Non-Div I Games: Mt. Mercy 60 56 Delta St. 66 57

Alcorn

Loss, Non-Conf, S Site, H Home A Away N Neutral

Average RPI Win: 273	WON-LOST	WINNING	LAST 10	STRENGTH OF	OPP. STRENGTH	TEAM	ADJ.	CONF.	ADJ CONF.
Average RPI Loss: 152	RECORD	PCT. RANK	GAMES	SCHEDULE	OF SCHEDULE	RPI	RPI	RPI	RPI
DIV. I ONLY	6- 17	288	3- 7	142	288	265	265	28	28
DIV. I NON-CONF.	2- 9	296	0- 0	28	203	205	205	29	29
TOTALS	RPI 1-25	RPI 26-50	W-L RECORDS	RPI 51-100	RPI 101-150	RPI 150+			
6- 17	0- 0	0- 2	OVERALL	0- 6	0- 2	6- 7			
3- 7	0- 0	0- 0	HOME	0- 4	0- 1	3- 2			
3- 10	0- 0	0- 2	AWAY	0- 2	0- 1	3- 5			
0- 0	0- 0	0- 0	NEUTRAL	0- 0	0- 0	0- 0			
2- 9	0- 0	0- 2	NON-CONFERENCE	0- 3	0- 2	2- 2			
1- 3	0- 0	0- 0	HOME	0- 2	0- 1	1- 0			
1- 6	0- 0	0- 2	AWAY	0- 1	0- 1	1- 2			
0- 0	0- 0	0- 0	NEUTRAL	0- 0	0- 0	0- 0			
4- 8	0- 0	0- 0	CONFERENCE	0- 3	0- 0	4- 5			
2- 4	0- 0	0- 0	HOME	0- 2	0- 0	2- 2			
2- 4	0- 0	0- 0	AWAY	0- 1	0- 0	2- 3			
0- 0	0- 0	0- 0	NEUTRAL	0- 0	0- 0	0- 0			

RPI S	Opponent	Score	RPI S	Opponent	Score	RPI S	Opponent	Score	RPI S	Opponent	Score	Team's RPI: 265
36	A George Washington	48 78	53	A James Madison	45 74	123	H Wake Forest	70 71				
46	A Princeton	34 72	69	H Elon	54 62	145	A Pittsburgh	58 76				
			74	H Army West Point	42 52	180	A UMBC	46 47				
			78	H Hofstra	51 60	197	A William & Mary	51 62				
			90	A Bucknell	54 60	205	A Lehigh	59 55				
			90	H Bucknell	60 66	205	H Lehigh	52 61				
						219	H Manhattan	52 48				
						255	A Loyola Maryland	46 52				
						261	A Holy Cross	54 59				
						270	A Dartmouth	45 41				
						298	A Colgate	49 37				
						298	H Colgate	64 56				
						332	H Lafayette	51 60				
						348	A Boston U.	59 63				
						348	H Boston U.	79 33				
LAST 12 Division I GAMES:												
348	H Boston U.	79 33	74	H Army West Point	42 52							
205	H Lehigh	52 61	348	A Boston U.	59 63							
90	A Bucknell	54 60	205	A Lehigh	59 55							
298	H Colgate	64 56	90	H Bucknell	60 66							
261	A Holy Cross	54 59	298	A Colgate	49 37							
332	H Lafayette	51 60	255	A Loyola Maryland	46 52							

Non-Div I Games:

American

■ Loss,
 ■ Non-Conf,
 ■ S Site,
 ■ H Home
 ■ A Away
 N Neutral

Average RPI Win:	208	WON-LOST	WINNING	LAST 10	STRENGTH OF	OPP. STRENGTH	TEAM	ADJ.	CONF.	ADJ CONF.
Average RPI Loss:	166	RECORD	PCT. RANK	GAMES	SCHEDULE	OF SCHEDULE	RPI	RPI	RPI	RPI
DIV. I ONLY	8- 13	238	4- 6	167	218	236	236	16	16	
DIV. I NON-CONF.	3- 6	234	0- 0	184	184	258	258	14	14	
TOTALS	RPI 1-25	RPI 26-50	W-L RECORDS	RPI 51-100	RPI 101-150	RPI 150+				
8- 13	0- 0	0- 0	OVERALL	0- 2	2- 5	6- 6				
6- 4	0- 0	0- 0	HOME	0- 0	2- 2	4- 2				
2- 7	0- 0	0- 0	AWAY	0- 1	0- 3	2- 3				
0- 2	0- 0	0- 0	NEUTRAL	0- 1	0- 0	0- 1				
3- 6	0- 0	0- 0	NON-CONFERENCE	0- 1	1- 3	2- 2				
3- 1	0- 0	0- 0	HOME	0- 0	1- 1	2- 0				
0- 3	0- 0	0- 0	AWAY	0- 0	0- 2	0- 1				
0- 2	0- 0	0- 0	NEUTRAL	0- 1	0- 0	0- 1				
5- 7	0- 0	0- 0	CONFERENCE	0- 1	1- 2	4- 4				
3- 3	0- 0	0- 0	HOME	0- 0	1- 1	2- 2				
2- 4	0- 0	0- 0	AWAY	0- 1	0- 1	2- 2				
0- 0	0- 0	0- 0	NEUTRAL	0- 0	0- 0	0- 0				

RPI 1-25				RPI 26-50				RPI 51-100				RPI 101+ Team's RPI: 236					
RPI	S	Opponent	Score	RPI	S	Opponent	Score	RPI	S	Opponent	Score	RPI	S	Opponent	Score		
								52	A	Arkansas St.	60	83	102	H	Liberty	68	74
								81	N	South Dakota	60	87	107	A	North Carolina	59	68
													125	A	La.-Lafayette	51	60
													125	H	La.-Lafayette	76	59
													145	H	Texas-Arlington	45	76
													149	H	ETSU	70	52
													150	A	Alabama	59	93
													171	A	Little Rock	50	67
													176	A	Col. of Charleston	50	60
													191	A	Troy	96	81
													202	H	Texas St.	90	71
													212	A	South Ala.	55	71
													214	H	Furman	92	78
													223	H	Richmond	73	59
													262	H	Georgia St.	75	80
													269	H	Ga. Southern	50	65
													281	A	La.-Monroe	57	54
													281	H	La.-Monroe	64	52
													304	N	Delaware St.	69	76
LAST 12 Division I GAMES:																	
281	H	La.-Monroe	64	52	52	A	Arkansas St.	60	83								
125	H	La.-Lafayette	76	59	171	A	Little Rock	50	67								
212	A	South Ala.	55	71	202	H	Texas St.	90	71								
191	A	Troy	96	81	145	H	Texas-Arlington	45	76								
269	H	Ga. Southern	50	65	125	A	La.-Lafayette	51	60								
262	H	Georgia St.	75	80	281	A	La.-Monroe	57	54								

Non-Div I Games:

Appalachian St.

■ Loss,
 ■ Non-Conf, S Site,
 ■ Home
 ■ Away
 N Neutral

Arizona

Through Games Of Feb. 10, 2016

Average RPI Win:	171	WON-LOST	WINNING	LAST 10	STRENGTH OF	OPP. STRENGTH	TEAM	ADJ.	CONF.	ADJ CONF.
Average RPI Loss:	45	RECORD	PCT. RANK	GAMES	SCHEDULE	OF SCHEDULE	RPI	RPI	RPI	RPI
DIV. I ONLY	11- 13	196	1- 9	29	28	104	104	1	1	
DIV. I NON-CONF.	9- 3	69	0- 0	102	176	62	62	1	1	
TOTALS	RPI 1-25	RPI 26-50	W-L RECORDS	RPI 51-100	RPI 101-150	RPI 150+				
11- 13	0- 5	0- 2	OVERALL	2- 5	2- 0	7- 1				
8- 5	0- 3	0- 1	HOME	2- 1	1- 0	5- 0				
2- 6	0- 0	0- 0	AWAY	0- 0	1- 0	1- 0				
1- 2	0- 0	0- 0	NEUTRAL	0- 1	0- 0	1- 1				
9- 3	0- 0	0- 0	NON-CONFERENCE	1- 2	2- 0	6- 1				
6- 0	0- 0	0- 0	HOME	1- 0	1- 0	4- 0				
2- 1	0- 0	0- 0	AWAY	0- 1	1- 0	1- 0				
1- 2	0- 0	0- 0	NEUTRAL	0- 1	0- 0	1- 1				
2- 10	0- 5	0- 2	CONFERENCE	1- 3	0- 0	1- 0				
2- 5	0- 3	0- 1	HOME	1- 1	0- 0	1- 0				
0- 5	0- 2	0- 1	AWAY	0- 2	0- 0	0- 0				
0- 0	0- 0	0- 0	NEUTRAL	0- 0	0- 0	0- 0				

RPI S	Opponent	Score	RPI S	Opponent	Score	RPI S	Opponent	Score	RPI S	Opponent	Score	Team's RPI: 104
6	H Stanford	34 59	26	H Southern California	57 67	61	A Oregon	54 76	108	A Toledo	62 59	
7	A Oregon St.	43 71	37	A Washington	47 63	65	N FGCU	55 57	141	H Pacific	69 56	
9	A Arizona St.	49 61				66	A San Diego	54 59	154	N SMU	46 58	
9	H Arizona St.	47 62				68	A Washington St.	46 67	164	H Louisiana Tech	77 67	
10	H UCLA	39 73				71	H Utah	55 60	177	H George Mason	68 60	
						77	H California	57 52	179	H Colorado	63 52	
						100	H New Mexico St.	68 64	189	H Kansas	67 52	
									199	A North Texas	51 44	
									226	N Gardner-Webb	79 60	
									324	H Howard	65 28	
LAST 12 Division I GAMES:												
10	H UCLA	39 73	179	H Colorado	63 52							
26	H Southern California	57 67	71	H Utah	55 60							
61	A Oregon	54 76	37	A Washington	47 63							
7	A Oregon St.	43 71	68	A Washington St.	46 67							
9	H Arizona St.	47 62	77	H California	57 52							
9	A Arizona St.	49 61	6	H Stanford	34 59							

Non-Div I Games:

Arizona

Loss, Non-Conf, S Site, H Home A Away N Neutral

Average RPI Win:	108	WON-LOST	WINNING	LAST 10	STRENGTH OF	OPP. STRENGTH	TEAM	ADJ.	CONF.	ADJ CONF.
Average RPI Loss:	33	RECORD	PCT. RANK	GAMES	SCHEDULE	OF SCHEDULE	RPI	RPI	RPI	RPI
DIV. I ONLY	20- 4	19	9- 1	18	9	9	9	1	1	
DIV. I NON-CONF.	9- 3	69	0- 0	31	40	33	33	1	1	
TOTALS	RPI 1-25	RPI 26-50	W-L RECORDS	RPI 51-100	RPI 101-150	RPI 150+				
20- 4	3- 3	3- 0	OVERALL	5- 1	2- 0	7- 0				
11- 2	3- 1	1- 0	HOME	3- 1	1- 0	3- 0				
8- 1	0- 1	2- 0	AWAY	2- 0	1- 0	3- 0				
1- 1	0- 1	0- 0	NEUTRAL	0- 0	0- 0	1- 0				
9- 3	1- 2	1- 0	NON-CONFERENCE	1- 1	0- 0	6- 0				
4- 2	1- 1	0- 0	HOME	1- 1	0- 0	2- 0				
4- 0	0- 0	1- 0	AWAY	0- 0	0- 0	3- 0				
1- 1	0- 1	0- 0	NEUTRAL	0- 0	0- 0	1- 0				
11- 1	2- 1	2- 0	CONFERENCE	4- 0	2- 0	1- 0				
7- 0	2- 0	1- 0	HOME	2- 0	1- 0	1- 0				
4- 1	0- 1	1- 0	AWAY	2- 0	1- 0	0- 0				
0- 0	0- 0	0- 0	NEUTRAL	0- 0	0- 0	0- 0				

RPI 1-25				Team's RPI: 9		RPI 26-50				RPI 51-100				RPI 101+									
RPI	S	Opponent	Score			RPI	S	Opponent	Score			RPI	S	Opponent	Score			RPI	S	Opponent	Score		
3	N	South Carolina	58	60		26	H	Southern California	69	68		61	A	Oregon	63	58		104	A	Arizona	62	47	
6	H	Stanford	49	31		28	A	Syracuse	61	54		68	A	Washington St.	63	45		104	H	Arizona	61	49	
7	A	Oregon St.	44	67		37	A	Washington	68	61		71	H	Utah	80	60		151	A	Hawaii	75	49	
10	H	UCLA	65	61								77	H	California	57	49		154	A	SMU	64	57	
14	H	Florida St.	68	56								84	H	Marquette	90	80		179	H	Colorado	64	37	
23	H	Kentucky	64	68								98	H	VCU	48	57		222	A	Hartford	60	29	
LAST 12 Division I GAMES:																							
26	H	Southern California	69	68		71	H	Utah	80	60													
10	H	UCLA	65	61		179	H	Colorado	64	37													
7	A	Oregon St.	44	67		68	A	Washington St.	63	45													
61	A	Oregon	63	58		37	A	Washington	68	61													
104	A	Arizona	62	47		6	H	Stanford	49	31													
104	H	Arizona	61	49		77	H	California	57	49													

Non-Div I Games:

Arizona St.

■ Loss,
 ■ Non-Conf, S Site,
 ■ Home
 ■ Away
 N Neutral

Average RPI Win:	305	WON-LOST	WINNING	LAST 10	STRENGTH OF	OPP. STRENGTH	TEAM	ADJ.	CONF.	ADJ CONF.
Average RPI Loss:	192	RECORD	PCT. RANK	GAMES	SCHEDULE	OF SCHEDULE	RPI	RPI	RPI	RPI
DIV. I ONLY	4- 14	301	4- 6	309	311	334	334	32	32	
DIV. I NON-CONF.	0- 7	338	0- 1	98	21	293	293	31	31	
TOTALS	RPI 1-25	RPI 26-50	W-L RECORDS	RPI 51-100	RPI 101-150	RPI 150+				
4- 14	0- 0	0- 1	OVERALL	0- 2	0- 3	4- 8				
4- 2	0- 0	0- 0	HOME	0- 0	0- 0	4- 2				
0- 12	0- 0	0- 1	AWAY	0- 0	0- 2	0- 3				
0- 0	0- 0	0- 0	NEUTRAL	0- 0	0- 0	0- 0				
0- 7	0- 0	0- 1	NON-CONFERENCE	0- 2	0- 3	0- 1				
0- 0	0- 0	0- 0	HOME	0- 0	0- 0	0- 0				
0- 7	0- 0	0- 1	AWAY	0- 2	0- 3	0- 1				
0- 0	0- 0	0- 0	NEUTRAL	0- 0	0- 0	0- 0				
4- 7	0- 0	0- 0	CONFERENCE	0- 0	0- 0	4- 7				
4- 2	0- 0	0- 0	HOME	0- 0	0- 0	4- 2				
0- 5	0- 0	0- 0	AWAY	0- 0	0- 0	0- 5				
0- 0	0- 0	0- 0	NEUTRAL	0- 0	0- 0	0- 0				

RPI 1-25				RPI 26-50				RPI 51-100				RPI 101+				Team's RPI: 334	
RPI	S	Opponent	Score	RPI	S	Opponent	Score	RPI	S	Opponent	Score	RPI	S	Opponent	Score		
				33	A	Missouri	34 85	73	A	Nebraska	46 96	108	A	Toledo	47 74		
								96	A	Iowa St.	41 70	131	A	Texas Tech	40 84		
												139	A	Ole Miss	45 80		
												166	A	UAB	32 82		
												178	H	Southern U.	61 78		
												230	H	Grambling	83 68		
												235	A	Texas Southern	30 57		
												271	A	Prairie View	55 70		
												285	A	Alabama St.	63 72		
												285	H	Alabama St.	53 68		
												319	H	Alcorn	71 69		
												327	H	Jackson St.	71 66		
												345	A	Alabama A&M	70 78		
												345	H	Alabama A&M	69 60		
												347	A	Mississippi Val.	60 62		
LAST 12 Division I GAMES:																	
				285	H	Alabama St.	53 68	319	H	Alcorn	71 69						
				345	H	Alabama A&M	69 60	178	H	Southern U.	61 78						
				327	H	Jackson St.	71 66	285	A	Alabama St.	63 72						
				230	H	Grambling	83 68	345	A	Alabama A&M	70 78						
				235	A	Texas Southern	30 57	347	A	Mississippi Val.	60 62						
				271	A	Prairie View	55 70	108	A	Toledo	47 74						

Non-Div I Games: Talladega 73 83 Philander Smith 63 51 Tougaloo 65 51 Talladega 68 55
Ark.-Pine Bluff

Loss, Non-Conf, S Site, H Home A Away N Neutral

Arkansas

Through Games Of Feb. 10, 2016

Average RPI Win:	163	WON-LOST	WINNING	LAST 10	STRENGTH OF	OPP. STRENGTH	TEAM	ADJ.	CONF.	ADJ CONF.
Average RPI Loss:	60	RECORD	PCT. RANK	GAMES	SCHEDULE	OF SCHEDULE	RPI	RPI	RPI	RPI
DIV. I ONLY	10- 14	221	5- 5	36	34	128	128	2	2	
DIV. I NON-CONF.	5- 8	209	1- 0	187	139	251	251	2	2	
TOTALS	RPI 1-25	RPI 26-50	W-L RECORDS	RPI 51-100	RPI 101-150	RPI 150+				
10- 14	2- 7	1- 1	OVERALL	1- 3	1- 1	5- 2				
9- 4	2- 2	1- 0	HOME	1- 1	0- 0	5- 1				
1- 7	0- 3	0- 1	AWAY	0- 2	1- 0	0- 1				
0- 3	0- 2	0- 0	NEUTRAL	0- 0	0- 1	0- 0				
5- 8	0- 2	0- 1	NON-CONFERENCE	0- 2	0- 1	5- 2				
5- 2	0- 0	0- 0	HOME	0- 1	0- 0	5- 1				
0- 3	0- 0	0- 1	AWAY	0- 1	0- 0	0- 1				
0- 3	0- 2	0- 0	NEUTRAL	0- 0	0- 1	0- 0				
5- 6	2- 5	1- 0	CONFERENCE	1- 1	1- 0	0- 0				
4- 2	2- 2	1- 0	HOME	1- 0	0- 0	0- 0				
1- 4	0- 3	0- 0	AWAY	0- 1	1- 0	0- 0				
0- 0	0- 0	0- 0	NEUTRAL	0- 0	0- 0	0- 0				

RPI	S	Opponent	Score	RPI	S	Opponent	Score	RPI	S	Opponent	Score	RPI	S	Opponent	Score	Team's RPI: 128
3	A	South Carolina	32 85	33	H	Missouri	64 52	56	A	Auburn	60 71	117	A	LSU	48 44	
7	N	Oregon St.	47 63	39	A	Rutgers	40 60	57	H	Vanderbilt	57 56	125	N	La.-Lafayette	59 67	
8	N	Texas	50 61					60	A	South Dakota St.	69 76	157	H	Oral Roberts	65 50	
15	A	Tennessee	57 75					91	H	Missouri St.	54 69	184	H	Tulsa	67 74	
15	H	Tennessee	64 59									192	A	Butler	57 63	
18	H	Texas A&M	67 61									243	H	Sam Houston St.	67 47	
21	A	Mississippi St.	55 80									305	H	Southeastern La.	97 53	
21	H	Mississippi St.	55 65									336	H	New Orleans	73 41	
22	H	Florida	66 71									347	H	Mississippi Val.	86 46	
LAST 12 Division I GAMES:																
57	H	Vanderbilt	57 56	33	H	Missouri	64 52	15	H	Tennessee	64 59	21	A	Mississippi St.	55 80	
15	A	Tennessee	57 75	18	H	Texas A&M	67 61	3	A	South Carolina	32 85					
21	H	Mississippi St.	55 65	56	A	Auburn	60 71	336	H	New Orleans	73 41					
22	H	Florida	66 71	117	A	LSU	48 44									

Non-Div I Games:

Arkansas

■ Loss,
■ Non-Conf, S Site,
■ Home
■ Away
N Neutral

Average RPI Win:	212	WON-LOST	WINNING	LAST 10	STRENGTH OF	OPP. STRENGTH	TEAM	ADJ.	CONF.	ADJ CONF.
Average RPI Loss:	50	RECORD	PCT. RANK	GAMES	SCHEDULE	OF SCHEDULE	RPI	RPI	RPI	RPI
DIV. I ONLY	18- 3	15	10- 0	182	190	52	52	16	16	
DIV. I NON-CONF.	6- 3	100	0- 0	127	164	64	64	14	14	
TOTALS	RPI 1-25	RPI 26-50	W-L RECORDS	RPI 51-100	RPI 101-150	RPI 150+				
18- 3	0- 1	0- 0	OVERALL	2- 2	2- 0	14- 0				
11- 0	0- 0	0- 0	HOME	0- 0	1- 0	10- 0				
7- 3	0- 1	0- 0	AWAY	2- 2	1- 0	4- 0				
0- 0	0- 0	0- 0	NEUTRAL	0- 0	0- 0	0- 0				
6- 3	0- 1	0- 0	NON-CONFERENCE	2- 2	0- 0	4- 0				
3- 0	0- 0	0- 0	HOME	0- 0	0- 0	3- 0				
3- 3	0- 1	0- 0	AWAY	2- 2	0- 0	1- 0				
0- 0	0- 0	0- 0	NEUTRAL	0- 0	0- 0	0- 0				
12- 0	0- 0	0- 0	CONFERENCE	0- 0	2- 0	10- 0				
8- 0	0- 0	0- 0	HOME	0- 0	1- 0	7- 0				
4- 0	0- 0	0- 0	AWAY	0- 0	1- 0	3- 0				
0- 0	0- 0	0- 0	NEUTRAL	0- 0	0- 0	0- 0				

RPI 1-25				RPI 26-50				RPI 51-100 Team's RPI: 52				RPI 101+			
RPI	S	Opponent	Score	RPI	S	Opponent	Score	RPI	S	Opponent	Score	RPI	S	Opponent	Score
22	A	Florida	72 76					55	A	Chattanooga	54 55	125	H	La.-Lafayette	83 56
								65	A	FGCU	62 48	145	A	Texas-Arlington	78 71
								73	A	Nebraska	71 79	171	H	Little Rock	66 53
								85	A	UT Martin	76 74	191	A	Troy	101 81
												191	H	Troy	94 80
												202	A	Texas St.	74 59
												212	A	South Ala.	66 53
												212	H	South Ala.	58 51
												236	H	Appalachian St.	83 60
												262	H	Georgia St.	75 54
												269	H	Ga. Southern	77 54
												272	A	Tennessee Tech	77 55
												280	H	Austin Peay	66 55
												281	H	La.-Monroe	66 43
												293	H	Wichita St.	67 40
												319	H	Alcorn	82 50
LAST 12 Division I GAMES:															
191	H	Troy	94 80	171	H	Little Rock	66 53								
212	H	South Ala.	58 51	236	H	Appalachian St.	83 60								
269	H	Ga. Southern	77 54	125	H	La.-Lafayette	83 56								
262	H	Georgia St.	75 54	281	H	La.-Monroe	66 43								
202	A	Texas St.	74 59	212	A	South Ala.	66 53								
145	A	Texas-Arlington	78 71	191	A	Troy	101 81								

Non-Div I Games:

Arkansas St.

Average RPI Win:	244	WON-LOST	WINNING	LAST 10	STRENGTH OF	OPP. STRENGTH	TEAM	ADJ.	CONF.	ADJ CONF.
Average RPI Loss:	67	RECORD	PCT. RANK	GAMES	SCHEDULE	OF SCHEDULE	RPI	RPI	RPI	RPI
DIV. I ONLY	19- 2	8	10- 0	284	276	74	74	28	28	
DIV. I NON-CONF.	8- 1	23	0- 0	272	245	80	80	29	29	
TOTALS	RPI 1-25	RPI 26-50	W-L RECORDS	RPI 51-100	RPI 101-150	RPI 150+				
19- 2	0- 0	1- 1	OVERALL	1- 1	2- 0	15- 0				
11- 0	0- 0	1- 0	HOME	1- 0	1- 0	8- 0				
7- 2	0- 0	0- 1	AWAY	0- 1	1- 0	6- 0				
1- 0	0- 0	0- 0	NEUTRAL	0- 0	0- 0	1- 0				
8- 1	0- 0	1- 1	NON-CONFERENCE	0- 0	2- 0	5- 0				
5- 0	0- 0	1- 0	HOME	0- 0	1- 0	3- 0				
3- 1	0- 0	0- 1	AWAY	0- 0	1- 0	2- 0				
0- 0	0- 0	0- 0	NEUTRAL	0- 0	0- 0	0- 0				
11- 1	0- 0	0- 0	CONFERENCE	1- 1	0- 0	10- 0				
6- 0	0- 0	0- 0	HOME	1- 0	0- 0	5- 0				
4- 1	0- 0	0- 0	AWAY	0- 1	0- 0	4- 0				
1- 0	0- 0	0- 0	NEUTRAL	0- 0	0- 0	1- 0				

RPI S	Opponent	Score	RPI S	Opponent	Score	RPI S	Opponent	Score	RPI S	Opponent	Score
43	A Duke	61 72	50	H Albany (NY)	65 62	90	A Bucknell	69 79	106	A Yale	65 61
						90	H Bucknell	68 63	118	H Quinnipiac	67 57
									205	H Lehigh	63 39
									253	N Navy	75 38
									255	A Loyola Maryland	52 44
									255	H Loyola Maryland	70 37
									261	H Holy Cross	77 58
									265	A American	52 42
									268	H Pepperdine	63 53
									277	H Central Conn. St.	81 52
									292	H Rider	57 42
									298	A Colgate	78 55
									298	H Colgate	67 55
									332	A Lafayette	78 45
									332	H Lafayette	84 57
									343	A NJIT	71 35
									344	A St. Francis Brooklyn	74 35
LAST 12 Division I GAMES:											
298	A Colgate	78 55	265	A American	52 42						
255	A Loyola Maryland	52 44	298	H Colgate	67 55						
332	H Lafayette	84 57	255	H Loyola Maryland	70 37						
90	H Bucknell	68 63	332	A Lafayette	78 45						
253	N Navy	75 38	90	A Bucknell	69 79						
261	H Holy Cross	77 58	205	H Lehigh	63 39						

Non-Div I Games: Emerson 86 47

Army West Point

■ Loss,
 ■ Non-Conf,
 ■ S Site,
 ■ H Home
 ■ A Away
 N Neutral

Average RPI Win: 175	WON-LOST	WINNING	LAST 10	STRENGTH OF	OPP. STRENGTH	TEAM	ADJ.	CONF.	ADJ CONF.
Average RPI Loss: 42	RECORD	PCT. RANK	GAMES	SCHEDULE	OF SCHEDULE	RPI	RPI	RPI	RPI
DIV. I ONLY	16- 8	87	5- 5	89	43	56	56	2	2
DIV. I NON-CONF.	10- 3	61	0- 1	275	121	110	110	2	2
TOTALS	RPI 1-25	RPI 26-50	W-L RECORDS	RPI 51-100	RPI 101-150	RPI 150+			
16- 8	1- 4	0- 1	OVERALL	2- 3	5- 0	8- 0			
8- 2	1- 1	0- 0	HOME	1- 1	2- 0	4- 0			
5- 6	0- 3	0- 1	AWAY	0- 2	2- 0	3- 0			
3- 0	0- 0	0- 0	NEUTRAL	1- 0	1- 0	1- 0			
10- 3	0- 0	0- 0	NON-CONFERENCE	1- 3	1- 0	8- 0			
4- 1	0- 0	0- 0	HOME	0- 1	0- 0	4- 0			
3- 2	0- 0	0- 0	AWAY	0- 2	0- 0	3- 0			
3- 0	0- 0	0- 0	NEUTRAL	1- 0	1- 0	1- 0			
6- 5	1- 4	0- 1	CONFERENCE	1- 0	4- 0	0- 0			
4- 1	1- 1	0- 0	HOME	1- 0	2- 0	0- 0			
2- 4	0- 3	0- 1	AWAY	0- 0	2- 0	0- 0			
0- 0	0- 0	0- 0	NEUTRAL	0- 0	0- 0	0- 0			

RPI 1-25				RPI 26-50				RPI 51-100				RPI 101+			
RPI	S	Opponent	Score	RPI	S	Opponent	Score	RPI	S	Opponent	Score	RPI	S	Opponent	Score
3	H	South Carolina	58 74	27	A	Georgia	30 63	57	H	Vanderbilt	53 45	117	A	LSU	63 53
15	A	Tennessee	52 79					65	A	FGCU	45 52	127	N	Boise St.	55 53
21	A	Mississippi St.	45 60					84	A	Marquette	69 70	128	H	Arkansas	71 60
23	A	Kentucky	47 54					86	N	Minnesota	81 79	150	A	Alabama	59 55
23	H	Kentucky	66 61					97	H	Virginia	52 69	150	H	Alabama	72 59
												166	H	UAB	85 71
												172	H	East Carolina	83 69
												177	H	George Mason	88 59
												252	N	Coppin St.	69 54
												291	A	Towson	74 52
												294	A	Savannah St.	62 40
												305	A	Southeastern La.	80 68
												312	H	Winthrop	76 33
LAST 12 Division I GAMES:															
150	A	Alabama	59 55	23	A	Kentucky	47 54	150	H	Alabama	72 59				
57	H	Vanderbilt	53 45					15	A	Tennessee	52 79				
117	A	LSU	63 53	27	A	Georgia	30 63	21	A	Mississippi St.	45 60				
128	H	Arkansas	71 60					23	H	Kentucky	66 61				
3	H	South Carolina	58 74					65	A	FGCU	45 52				

Non-Div I Games:

Auburn

■ Loss,
■ Non-Conf, S Site,
■ Home
■ Away
N Neutral

Average RPI Win: 277	WON-LOST	WINNING	LAST 10	STRENGTH OF	OPP. STRENGTH	TEAM	ADJ.	CONF.	ADJ CONF.
Average RPI Loss: 148	RECORD	PCT. RANK	GAMES	SCHEDULE	OF SCHEDULE	RPI	RPI	RPI	RPI
DIV. I ONLY	5- 18	303	3- 7	161	210	280	280	24	24
DIV. I NON-CONF.	0- 11	338	0- 0	27	107	269	269	23	23
TOTALS	RPI 1-25	RPI 26-50	W-L RECORDS	RPI 51-100	RPI 101-150	RPI 150+			
5- 18	0- 0	0- 1	OVERALL	0- 7	0- 3	5- 7			
4- 3	0- 0	0- 0	HOME	0- 2	0- 0	4- 1			
1- 14	0- 0	0- 0	AWAY	0- 5	0- 3	1- 6			
0- 1	0- 0	0- 1	NEUTRAL	0- 0	0- 0	0- 0			
0- 11	0- 0	0- 1	NON-CONFERENCE	0- 6	0- 2	0- 2			
0- 2	0- 0	0- 0	HOME	0- 2	0- 0	0- 0			
0- 8	0- 0	0- 0	AWAY	0- 4	0- 2	0- 2			
0- 1	0- 0	0- 1	NEUTRAL	0- 0	0- 0	0- 0			
5- 7	0- 0	0- 0	CONFERENCE	0- 1	0- 1	5- 5			
4- 1	0- 0	0- 0	HOME	0- 0	0- 0	4- 1			
1- 6	0- 0	0- 0	AWAY	0- 1	0- 1	1- 4			
0- 0	0- 0	0- 0	NEUTRAL	0- 0	0- 0	0- 0			

RPI 1-25				RPI 26-50				RPI 51-100				RPI 101+ Team's RPI: 280			
RPI	S	Opponent	Score	RPI	S	Opponent	Score	RPI	S	Opponent	Score	RPI	S	Opponent	Score
				41	N	Indiana	58 90	52	A	Arkansas St.	55 66	101	A	Wright St.	56 77
								57	A	Vanderbilt	56 73	110	A	Belmont	82 88
								58	A	Western Ky.	69 88	149	A	ETSU	76 80
								63	A	Ball St.	44 72	173	H	SIUE	61 72
								77	H	California	58 67	196	A	Southeast Mo. St.	69 71
								80	H	Middle Tenn.	55 86	207	H	Eastern Ky.	94 66
								85	A	UT Martin	51 75	257	A	Miami (OH)	60 75
												263	A	Tennessee St.	58 66
												272	H	Tennessee Tech	91 75
												274	H	Jacksonville St.	61 59
												276	A	Murray St.	72 75
												290	A	Kennesaw St.	65 73
												295	A	Morehead St.	96 75
												337	A	Eastern Ill.	56 64
												337	H	Eastern Ill.	80 45
LAST 12 Division I GAMES:															
				337	A	Eastern Ill.	56 64	295	A	Morehead St.	96 75				
				276	A	Murray St.	72 75	110	A	Belmont	82 88				
				85	A	UT Martin	51 75	263	A	Tennessee St.	58 66				
				196	A	Southeast Mo. St.	69 71	272	H	Tennessee Tech	91 75				
				173	H	SIUE	61 72	274	H	Jacksonville St.	61 59				
				337	H	Eastern Ill.	80 45	207	H	Eastern Ky.	94 66				

Non-Div I Games: Trevecca Nazarene 97 75 Christian Bros. 74 55

Austin Peay

■ Loss,
 ■ Non-Conf,
 ■ S Site,
 ■ Home
 ■ A Away
 N Neutral

Average RPI Win: 157		WON-LOST	WINNING	LAST 10	STRENGTH OF	OPP. STRENGTH	TEAM	ADJ.	CONF.	ADJ CONF.
Average RPI Loss: 46		RECORD	PCT. RANK	GAMES	SCHEDULE	OF SCHEDULE	RPI	RPI	RPI	RPI
DIV. I ONLY		19- 4	26	10- 0	57	88	13	13	9	9
DIV. I NON-CONF.		7- 3	91	0- 0	14	69	17	17	9	9
TOTALS		RPI 1-25	RPI 26-50		W-L RECORDS		RPI 51-100	RPI 101-150	RPI 150+	
19- 4	1- 0	2- 2		OVERALL		3- 2	3- 0	10- 0		
9- 0	0- 0	1- 0		HOME		2- 0	1- 0	5- 0		
7- 3	0- 0	1- 1		AWAY		1- 2	2- 0	3- 0		
3- 1	1- 0	0- 1		NEUTRAL		0- 0	0- 0	2- 0		
7- 3	1- 0	0- 2		NON-CONFERENCE		1- 1	0- 0	5- 0		
3- 0	0- 0	0- 0		HOME		1- 0	0- 0	2- 0		
1- 2	0- 0	0- 1		AWAY		0- 1	0- 0	1- 0		
3- 1	1- 0	0- 1		NEUTRAL		0- 0	0- 0	2- 0		
12- 1	0- 0	2- 0		CONFERENCE		2- 1	3- 0	5- 0		
6- 0	0- 0	1- 0		HOME		1- 0	1- 0	3- 0		
6- 1	0- 0	1- 0		AWAY		1- 1	2- 0	2- 0		
0- 0	0- 0	0- 0		NEUTRAL		0- 0	0- 0	0- 0		

RPI S	Opponent	Score	RPI S	Opponent	Score	RPI S	Opponent	Score	RPI S	Opponent	Score
18 N	Texas A&M	72 64	27 N	Georgia	58 66	54 A	Colorado St.	55 61	120 A	San Francisco	66 57
			35 A	Oklahoma	47 73	66 A	San Diego	65 78	141 A	Pacific	67 57
			48 A	St. Mary's (CA)	65 44	67 A	Santa Clara	68 63	141 H	Pacific	79 62
			48 H	St. Mary's (CA)	65 59	71 H	Utah	73 59	151 N	Hawaii	67 56
						87 H	Gonzaga	58 54	155 N	Penn St.	63 51
									190 A	Weber St.	68 51
									220 H	Utah Valley	78 62
									221 H	Utah St.	81 69
									241 A	Loyola Marymount	82 75
									241 H	Loyola Marymount	75 61
									268 A	Pepperdine	77 66
									268 H	Pepperdine	69 64
									284 H	Portland	78 66
LAST 12 Division I GAMES:											
48 A	St. Mary's (CA)	65 44	284 H	Portland	78 66						
141 A	Pacific	67 57	87 H	Gonzaga	58 54						
268 A	Pepperdine	77 66	120 A	San Francisco	66 57						
241 A	Loyola Marymount	82 75	67 A	Santa Clara	68 63						
268 H	Pepperdine	69 64	141 H	Pacific	79 62						
241 H	Loyola Marymount	75 61	48 H	St. Mary's (CA)	65 59						

Non-Div I Games: BYU-Hawaii 85 40

BYU

Average RPI Win:	182	WON-LOST	WINNING	LAST 10	STRENGTH OF	OPP. STRENGTH	TEAM	ADJ.	CONF.	ADJ CONF.
Average RPI Loss:	50	RECORD	PCT. RANK	GAMES	SCHEDULE	OF SCHEDULE	RPI	RPI	RPI	RPI
DIV. I ONLY	15- 6	64	7- 3	90	107	63	63	11	11	
DIV. I NON-CONF.	7- 3	91	1- 0	228	104	102	102	13	13	
TOTALS	RPI 1-25	RPI 26-50	W-L RECORDS	RPI 51-100	RPI 101-150	RPI 150+				
15- 6	0- 1	0- 3	OVERALL	2- 2	6- 0	7- 0				
9- 2	0- 0	0- 1	HOME	2- 1	4- 0	3- 0				
5- 3	0- 0	0- 1	AWAY	0- 0	2- 0	3- 0				
1- 1	0- 1	0- 0	NEUTRAL	0- 0	0- 0	1- 0				
7- 3	0- 1	0- 1	NON-CONFERENCE	2- 1	0- 0	5- 0				
4- 0	0- 0	0- 0	HOME	2- 0	0- 0	2- 0				
2- 2	0- 0	0- 1	AWAY	0- 1	0- 0	2- 0				
1- 1	0- 1	0- 0	NEUTRAL	0- 0	0- 0	1- 0				
8- 3	0- 0	0- 2	CONFERENCE	0- 1	6- 0	2- 0				
5- 2	0- 0	0- 1	HOME	0- 1	4- 0	1- 0				
3- 1	0- 0	0- 1	AWAY	0- 0	2- 0	1- 0				
0- 0	0- 0	0- 0	NEUTRAL	0- 0	0- 0	0- 0				

RPI S	Opponent	Score	RPI S	Opponent	Score	RPI S	Opponent	Score	RPI S	Opponent	Score
22 N	Florida	79 85	32 A	Ohio	48 73	58 H	Western Ky.	74 60	108 H	Toledo	75 69
			32 H	Ohio	67 68	72 H	Central Mich.	65 74	109 H	Akron	78 71
			49 A	Purdue	63 73	79 H	Saint Louis	79 70	111 H	Eastern Mich.	76 54
						92 A	Charlotte	66 72	116 A	Western Mich.	77 53
									137 A	Buffalo	59 57
									137 H	Buffalo	68 63
									192 H	Butler	58 50
									238 A	Bowling Green	67 56
									257 H	Miami (OH)	66 41
									258 N	Massachusetts	81 54
									280 H	Austin Peay	72 44
									318 A	Evansville	73 53
									335 A	Lipscomb	72 60
LAST 12 Division I GAMES:											
72 H	Central Mich.	65 74	238 A	Bowling Green	67 56						
137 A	Buffalo	59 57	137 H	Buffalo	68 63						
109 H	Akron	78 71	257 H	Miami (OH)	66 41						
32 H	Ohio	67 68	32 A	Ohio	48 73						
116 A	Western Mich.	77 53	108 H	Toledo	75 69						
111 H	Eastern Mich.	76 54	79 H	Saint Louis	79 70						

Non-Div I Games: Ohio Valley 94 45

Ball St.

■ Loss,
 ■ Non-Conf,
 ■ S Site,
 ■ H Home
 ■ A Away
 N Neutral

Average RPI Win:	105	WON-LOST	WINNING	LAST 10	STRENGTH OF	OPP. STRENGTH	TEAM	ADJ.	CONF.	ADJ CONF.
Average RPI Loss:	17	RECORD	PCT. RANK	GAMES	SCHEDULE	OF SCHEDULE	RPI	RPI	RPI	RPI
DIV. I ONLY	24- 1	2	10- 0	25	23	4	4	3	3	
DIV. I NON-CONF.	13- 0	1	0- 0	39	60	4	4	3	3	
TOTALS	RPI 1-25	RPI 26-50	W-L RECORDS	RPI 51-100	RPI 101-150	RPI 150+				
24- 1	3- 1	6- 0	OVERALL	4- 0	4- 0	7- 0				
15- 0	1- 0	4- 0	HOME	1- 0	4- 0	5- 0				
5- 1	1- 1	1- 0	AWAY	2- 0	0- 0	1- 0				
4- 0	1- 0	1- 0	NEUTRAL	1- 0	0- 0	1- 0				
13- 0	2- 0	2- 0	NON-CONFERENCE	1- 0	3- 0	5- 0				
9- 0	1- 0	1- 0	HOME	0- 0	3- 0	4- 0				
0- 0	0- 0	0- 0	AWAY	0- 0	0- 0	0- 0				
4- 0	1- 0	1- 0	NEUTRAL	1- 0	0- 0	1- 0				
11- 1	1- 1	4- 0	CONFERENCE	3- 0	1- 0	2- 0				
6- 0	0- 0	3- 0	HOME	1- 0	1- 0	1- 0				
5- 1	1- 1	1- 0	AWAY	2- 0	0- 0	1- 0				
0- 0	0- 0	0- 0	NEUTRAL	0- 0	0- 0	0- 0				

RPI	S	Opponent	Score	RPI	S	Opponent	Score	RPI	S	Opponent	Score	RPI	S	Opponent	Score
8	A	Texas	80 67	34	A	West Virginia	71 61	53	N	James Madison	77 63	131	H	Texas Tech	69 43
12	N	Michigan St.	84 76	34	H	West Virginia	69 64	95	A	TCU	81 75	132	H	Northwestern St.	86 44
17	A	Oklahoma St.	45 52	35	H	Oklahoma	78 68	95	H	TCU	72 55	136	H	Southern Miss.	97 42
19	H	DePaul	86 72	38	N	Miami (FL)	88 81	96	A	Iowa St.	77 61	145	H	Texas-Arlington	62 20
				42	H	South Fla.	66 63					157	H	Oral Roberts	97 39
				45	H	Kansas St.	87 52					170	H	McNeese St.	105 46
												189	A	Kansas	58 40
												189	H	Kansas	81 49
												204	N	Cincinnati	72 34
												230	H	Grambling	96 42
												240	H	Rice	89 38
LAST 12 Division I GAMES:															
95	A	TCU	81 75	8	A	Texas	80 67	34	H	West Virginia	69 64	95	H	TCU	72 55
189	H	Kansas	81 49	34	H	West Virginia	69 64	189	A	Kansas	58 40	35	H	Oklahoma	78 68
45	H	Kansas St.	87 52	95	H	TCU	72 55	17	A	Oklahoma St.	45 52				
34	A	West Virginia	71 61												
131	H	Texas Tech	69 43												
96	A	Iowa St.	77 61												

Non-Div I Games:

Baylor

■ Loss,
 ■ Non-Conf,
 ■ S Site,
 ■ H Home
 ■ A Away
 N Neutral

Average RPI Win:	263	WON-LOST	WINNING	LAST 10	STRENGTH OF	OPP. STRENGTH	TEAM	ADJ.	CONF.	ADJ CONF.
Average RPI Loss:	89	RECORD	PCT. RANK	GAMES	SCHEDULE	OF SCHEDULE	RPI	RPI	RPI	RPI
DIV. I ONLY	15- 7	81	9- 1	248	224	110	110	24	24	
DIV. I NON-CONF.	6- 5	146	0- 1	117	130	89	89	23	23	
TOTALS	RPI 1-25	RPI 26-50	W-L RECORDS	RPI 51-100	RPI 101-150	RPI 150+				
15- 7	0- 2	0- 0	OVERALL	0- 2	1- 1	14- 2				
10- 0	0- 0	0- 0	HOME	0- 0	0- 0	10- 0				
5- 7	0- 2	0- 0	AWAY	0- 2	1- 1	4- 2				
0- 0	0- 0	0- 0	NEUTRAL	0- 0	0- 0	0- 0				
6- 5	0- 2	0- 0	NON-CONFERENCE	0- 2	1- 1	5- 0				
3- 0	0- 0	0- 0	HOME	0- 0	0- 0	3- 0				
3- 5	0- 2	0- 0	AWAY	0- 2	1- 1	2- 0				
0- 0	0- 0	0- 0	NEUTRAL	0- 0	0- 0	0- 0				
9- 2	0- 0	0- 0	CONFERENCE	0- 0	0- 0	9- 2				
7- 0	0- 0	0- 0	HOME	0- 0	0- 0	7- 0				
2- 2	0- 0	0- 0	AWAY	0- 0	0- 0	2- 2				
0- 0	0- 0	0- 0	NEUTRAL	0- 0	0- 0	0- 0				

RPI 1-25				RPI 26-50				RPI 51-100				RPI 101+ Team's RPI: 110			
RPI	S	Opponent	Score	RPI	S	Opponent	Score	RPI	S	Opponent	Score	RPI	S	Opponent	Score
5	A	Ohio St.	56 84					55	A	Chattanooga	53 62	114	A	IUPUI	59 62
20	A	Green Bay	62 66					58	A	Western Ky.	65 80	123	A	Wake Forest	78 64
												166	H	UAB	63 62
												173	A	SIUE	60 73
												191	H	Troy	102 93
												196	A	Southeast Mo. St.	74 81
												207	H	Eastern Ky.	72 61
												263	H	Tennessee St.	80 65
												272	A	Tennessee Tech	80 79
												274	A	Jacksonville St.	44 32
												274	H	Jacksonville St.	56 42
												276	H	Murray St.	87 61
												280	H	Austin Peay	88 82
												295	H	Morehead St.	99 71
												302	H	Cleveland St.	76 58
												335	A	Lipscomb	90 68
												337	H	Eastern Ill.	89 61
												345	A	Alabama A&M	78 28
LAST 12 Division I GAMES:															
274	H	Jacksonville St.	56 42	280	H	Austin Peay	88 82								
207	H	Eastern Ky.	72 61	276	H	Murray St.	87 61								
295	H	Morehead St.	99 71	337	H	Eastern Ill.	89 61								
272	A	Tennessee Tech	80 79	173	A	SIUE	60 73								
263	H	Tennessee St.	80 65	196	A	Southeast Mo. St.	74 81								
274	A	Jacksonville St.	44 32	58	A	Western Ky.	65 80								

Non-Div I Games: Young Harris 80 31 Trevecca Nazarene 86 59

Belmont

■ Loss,
 ■ Non-Conf, S Site,
 ■ Home
 ■ Away
 N Neutral

Bethune-Cookman

Through Games Of Feb. 10, 2016

Average RPI Win:	295	WON-LOST	WINNING	LAST 10	STRENGTH OF	OPP. STRENGTH	TEAM	ADJ.	CONF.	ADJ CONF.
Average RPI Loss:	186	RECORD	PCT. RANK	GAMES	SCHEDULE	OF SCHEDULE	RPI	RPI	RPI	RPI
DIV. I ONLY	12- 9	129	8- 2	333	315	247	247	30	30	
DIV. I NON-CONF.	4- 7	222	2- 1	268	304	262	262	30	30	
TOTALS	RPI 1-25	RPI 26-50	W-L RECORDS	RPI 51-100	RPI 101-150	RPI 150+				
12- 9	0- 0	0- 1	OVERALL	0- 0	0- 0	12- 8				
6- 3	0- 0	0- 0	HOME	0- 0	0- 0	6- 3				
4- 4	0- 0	0- 0	AWAY	0- 0	0- 0	4- 0				
2- 2	0- 0	0- 0	NEUTRAL	0- 0	0- 0	2- 2				
4- 7	0- 0	0- 1	NON-CONFERENCE	0- 0	0- 0	4- 6				
0- 3	0- 0	0- 0	HOME	0- 0	0- 0	0- 3				
2- 2	0- 0	0- 1	AWAY	0- 0	0- 0	2- 1				
2- 2	0- 0	0- 0	NEUTRAL	0- 0	0- 0	2- 2				
8- 2	0- 0	0- 0	CONFERENCE	0- 0	0- 0	8- 2				
6- 0	0- 0	0- 0	HOME	0- 0	0- 0	6- 0				
2- 2	0- 0	0- 0	AWAY	0- 0	0- 0	2- 2				
0- 0	0- 0	0- 0	NEUTRAL	0- 0	0- 0	0- 0				

RPI 1-25				RPI 26-50				RPI 51-100				RPI 101+ Team's RPI: 247			
RPI	S	Opponent	Score	RPI	S	Opponent	Score	RPI	S	Opponent	Score	RPI	S	Opponent	Score
				38	A	Miami (FL)	47 55					152	H	Brown	61 68
												163	A	Fla. Atlantic	60 82
												167	A	Hampton	45 60
												169	H	Jacksonville	53 63
												175	H	Stetson	38 62
												216	H	Morgan St.	63 48
												228	N	Western Ill.	59 75
												252	H	Coppin St.	69 56
												262	N	Georgia St.	61 68
												269	N	Ga. Southern	65 49
												294	H	Savannah St.	50 44
												299	H	Florida A&M	67 60
												300	A	Western Caro.	66 59
												301	A	North Florida	53 49
												304	H	Delaware St.	66 35
												315	H	South Carolina St.	65 50
												317	A	UMES	71 76
												324	A	Howard	81 77
												325	N	LIU Brooklyn	68 55
												346	A	Norfolk St.	53 45
LAST 12 Division I GAMES:															
				304	H	Delaware St.	66 35					252	H	Coppin St.	69 56
				294	H	Savannah St.	50 44					346	A	Norfolk St.	53 45
				299	H	Florida A&M	67 60					167	A	Hampton	45 60
				324	A	Howard	81 77					325	N	LIU Brooklyn	68 55
				317	A	UMES	71 76					163	A	Fla. Atlantic	60 82
				216	H	Morgan St.	63 48					269	N	Ga. Southern	65 49

Non-Div I Games: Warner 100 28 Edward Waters 67 48

Bethune-Cookman

Loss, Non-Conf, S Site, H Home A Away N Neutral

Average RPI Win: 264		WON-LOST	WINNING	LAST 10	STRENGTH OF	OPP. STRENGTH	TEAM	ADJ.	CONF.	ADJ CONF.
Average RPI Loss: 148		RECORD	PCT. RANK	GAMES	SCHEDULE	OF SCHEDULE	RPI	RPI	RPI	RPI
DIV. I ONLY		7- 14	257	5- 5	139	275	210	210	15	15
DIV. I NON-CONF.		2- 8	290	0- 0	205	323	292	292	18	18
TOTALS		RPI 1-25	RPI 26-50	W-L RECORDS	RPI 51-100	RPI 101-150	RPI 150+			
7- 14	0- 0		0- 2	OVERALL	0- 3	1- 2	6- 7			
4- 2	0- 0		0- 1	HOME	0- 1	1- 0	3- 0			
3- 12	0- 0		0- 1	AWAY	0- 2	0- 2	3- 7			
0- 0	0- 0		0- 0	NEUTRAL	0- 0	0- 0	0- 0			
2- 8	0- 0		0- 0	NON-CONFERENCE	0- 2	0- 1	2- 5			
2- 0	0- 0		0- 0	HOME	0- 0	0- 0	2- 0			
0- 8	0- 0		0- 0	AWAY	0- 2	0- 1	0- 5			
0- 0	0- 0		0- 0	NEUTRAL	0- 0	0- 0	0- 0			
5- 6	0- 0		0- 2	CONFERENCE	0- 1	1- 1	4- 2			
2- 2	0- 0		0- 1	HOME	0- 1	1- 0	1- 0			
3- 4	0- 0		0- 1	AWAY	0- 0	0- 1	3- 2			
0- 0	0- 0		0- 0	NEUTRAL	0- 0	0- 0	0- 0			

RPI 1-25				RPI 26-50				RPI 51-100				RPI 101+				Team's RPI: 210	
RPI	S	Opponent	Score	RPI	S	Opponent	Score	RPI	S	Opponent	Score	RPI	S	Opponent	Score		
				50	A	Albany (NY)	58 64	76	A	Michigan	62 90	113	A	Stony Brook	58 64		
				50	H	Albany (NY)	47 59	88	H	Maine	38 52	113	H	Stony Brook	54 47		
								90	A	Bucknell	46 76	133	A	Xavier	55 64		
												152	A	Brown	65 67		
												165	A	Cornell	57 64		
												180	A	UMBC	51 62		
												217	A	Canisius	50 80		
												222	A	Hartford	53 47		
												231	A	Columbia	64 71		
												256	A	Sacred Heart	60 69		
												266	A	New Hampshire	49 64		
												266	H	New Hampshire	51 50		
												287	A	Vermont	57 53		
												298	H	Colgate	63 56		
												316	A	UMass Lowell	75 70		
												343	H	NJIT	54 50		
LAST 12 Division I GAMES:																	
				50	A	Albany (NY)	58 64	287	A	Vermont	57 53						
				266	A	New Hampshire	49 64	50	H	Albany (NY)	47 59						
				113	H	Stony Brook	54 47	222	A	Hartford	53 47						
				88	H	Maine	38 52	266	H	New Hampshire	51 50						
				180	A	UMBC	51 62	113	A	Stony Brook	58 64						
				316	A	UMass Lowell	75 70	165	A	Cornell	57 64						

Non-Div I Games:	Cedar Crest	74	18	Misericordia	73	44	Nyack	65	33
------------------	-------------	----	----	--------------	----	----	-------	----	----

Binghamton

■ Loss, ■ Non-Conf, S Site, H Home A Away N Neutral

Average RPI Win: 232	WON-LOST	WINNING	LAST 10	STRENGTH OF	OPP. STRENGTH	TEAM	ADJ.	CONF.	ADJ CONF.
Average RPI Loss: 113	RECORD	PCT. RANK	GAMES	SCHEDULE	OF SCHEDULE	RPI	RPI	RPI	RPI
DIV. I ONLY	14- 7	87	8- 2	192	211	127	127	19	19
DIV. I NON-CONF.	5- 4	138	0- 0	242	168	190	190	20	20
TOTALS	RPI 1-25	RPI 26-50	W-L RECORDS	RPI 51-100	RPI 101-150	RPI 150+			
14- 7	0- 0	0- 0	OVERALL	0- 4	0- 1	14- 2			
6- 4	0- 0	0- 0	HOME	0- 2	0- 0	6- 2			
7- 2	0- 0	0- 0	AWAY	0- 1	0- 1	7- 0			
1- 1	0- 0	0- 0	NEUTRAL	0- 1	0- 0	1- 0			
5- 4	0- 0	0- 0	NON-CONFERENCE	0- 2	0- 0	5- 2			
1- 3	0- 0	0- 0	HOME	0- 1	0- 0	1- 2			
3- 0	0- 0	0- 0	AWAY	0- 0	0- 0	3- 0			
1- 1	0- 0	0- 0	NEUTRAL	0- 1	0- 0	1- 0			
9- 3	0- 0	0- 0	CONFERENCE	0- 2	0- 1	9- 0			
5- 1	0- 0	0- 0	HOME	0- 1	0- 0	5- 0			
4- 2	0- 0	0- 0	AWAY	0- 1	0- 1	4- 0			
0- 0	0- 0	0- 0	NEUTRAL	0- 0	0- 0	0- 0			

RPI S	Opponent	Score	RPI S	Opponent	Score	RPI S	Opponent	Score	RPI S	Opponent	Score	Team's RPI: 127
						54	A Colorado St.	64 68	135	A Fresno St.	57 62	
						54	H Colorado St.	51 83	175	N Stetson	71 65	
						56	N Auburn	53 55	176	H Col. of Charleston	61 38	
						68	H Washington St.	52 57	182	A New Mexico	81 60	
									185	A Eastern Wash.	84 79	
									193	H UNLV	75 56	
									200	A San Jose St.	78 75	
									201	H Idaho St.	77 80	
									220	H Utah Valley	70 72	
									221	A Utah St.	63 58	
									221	H Utah St.	84 78	
									248	A San Diego St.	75 45	
									249	H Wyoming	58 49	
									251	A Seattle	84 66	
									284	A Portland	89 49	
									326	H Nevada	66 58	
									341	H Air Force	61 48	
LAST 12 Division I GAMES:												
			54	H Colorado St.	51 83	200	A San Jose St.	78 75				
			341	H Air Force	61 48	248	A San Diego St.	75 45				
			221	A Utah St.	63 58	326	H Nevada	66 58				
			182	A New Mexico	81 60	135	A Fresno St.	57 62				
			193	H UNLV	75 56	221	H Utah St.	84 78				
			249	H Wyoming	58 49	54	A Colorado St.	64 68				

Non-Div I Games: Concordia Portland 84 77 Cal St. L.A. 58 44

Boise St.

■ Loss,
 ■ Non-Conf,
 ■ S Site,
 ■ H Home
 ■ A Away
 N Neutral

Average RPI Win:	194	WON-LOST	WINNING	LAST 10	STRENGTH OF	OPP. STRENGTH	TEAM	ADJ.	CONF.	ADJ CONF.
Average RPI Loss:	56	RECORD	PCT. RANK	GAMES	SCHEDULE	OF SCHEDULE	RPI	RPI	RPI	RPI
DIV. I ONLY	13- 10	135	2- 8	87	66	103	103	5	5	
DIV. I NON-CONF.	12- 1	9	2- 0	257	149	63	63	5	5	
TOTALS	RPI 1-25	RPI 26-50	W-L RECORDS	RPI 51-100	RPI 101-150	RPI 150+				
13- 10	0- 2	1- 4	OVERALL	2- 2	2- 2	8- 0				
8- 4	0- 1	0- 1	HOME	1- 0	2- 2	5- 0				
4- 5	0- 1	1- 2	AWAY	0- 2	0- 0	3- 0				
1- 1	0- 0	0- 1	NEUTRAL	1- 0	0- 0	0- 0				
12- 1	0- 0	1- 1	NON-CONFERENCE	2- 0	1- 0	8- 0				
7- 0	0- 0	0- 0	HOME	1- 0	1- 0	5- 0				
4- 0	0- 0	1- 0	AWAY	0- 0	0- 0	3- 0				
1- 1	0- 0	0- 1	NEUTRAL	1- 0	0- 0	0- 0				
1- 9	0- 2	0- 3	CONFERENCE	0- 2	1- 2	0- 0				
1- 4	0- 1	0- 1	HOME	0- 0	1- 2	0- 0				
0- 5	0- 1	0- 2	AWAY	0- 2	0- 0	0- 0				
0- 0	0- 0	0- 0	NEUTRAL	0- 0	0- 0	0- 0				

RPI 1-25				RPI 26-50				RPI 51-100				RPI 101+ Team's RPI: 103			
RPI	S	Opponent	Score	RPI	S	Opponent	Score	RPI	S	Opponent	Score	RPI	S	Opponent	Score
1	H	Notre Dame	50 63	28	A	Syracuse	61 62	71	N	Utah	76 51	106	H	Yale	73 60
14	A	Florida St.	42 75	35	N	Oklahoma	61 76	75	A	Georgia Tech	56 62	107	H	North Carolina	78 86
				38	H	Miami (FL)	62 67	88	H	Maine	55 48	123	H	Wake Forest	59 65
				43	A	Duke	51 71	93	A	Virginia Tech	33 58	145	H	Pittsburgh	54 43
				49	A	Purdue	58 56					195	A	Northeastern	71 45
												211	H	Bryant	74 59
												222	H	Hartford	62 28
												250	A	Providence	67 41
												261	H	Holy Cross	60 51
												266	H	New Hampshire	71 51
												316	H	UMass Lowell	66 55
												348	A	Boston U.	58 37
LAST 12 Division I GAMES:															
107	H	North Carolina	78 86	43	A	Duke	51 71								
38	H	Miami (FL)	62 67	1	H	Notre Dame	50 63								
75	A	Georgia Tech	56 62	106	H	Yale	73 60								
28	A	Syracuse	61 62	14	A	Florida St.	42 75								
123	H	Wake Forest	59 65	93	A	Virginia Tech	33 58								
145	H	Pittsburgh	54 43	211	H	Bryant	74 59								

Non-Div I Games:

Boston College

■ Loss,
 ■ Non-Conf,
 ■ S Site,
 ■ H Home
 ■ A Away
 N Neutral

Average RPI Win:	259	WON-LOST	WINNING	LAST 10	STRENGTH OF	OPP. STRENGTH	TEAM	ADJ.	CONF.	ADJ CONF.
Average RPI Loss:	226	RECORD	PCT. RANK	GAMES	SCHEDULE	OF SCHEDULE	RPI	RPI	RPI	RPI
DIV. I ONLY	2- 21	345	2- 8	334	271	348	348	28	28	
DIV. I NON-CONF.	0- 11	338	0- 0	324	206	349	349	29	29	
TOTALS	RPI 1-25	RPI 26-50	W-L RECORDS	RPI 51-100	RPI 101-150	RPI 150+				
2- 21	0- 0	0- 1	OVERALL	0- 1	0- 2	2- 17				
2- 10	0- 0	0- 1	HOME	0- 0	0- 1	2- 8				
0- 11	0- 0	0- 0	AWAY	0- 0	0- 0	0- 4				
0- 0	0- 0	0- 0	NEUTRAL	0- 0	0- 0	0- 0				
0- 11	0- 0	0- 1	NON-CONFERENCE	0- 0	0- 2	0- 8				
0- 6	0- 0	0- 1	HOME	0- 0	0- 1	0- 4				
0- 5	0- 0	0- 0	AWAY	0- 0	0- 1	0- 4				
0- 0	0- 0	0- 0	NEUTRAL	0- 0	0- 0	0- 0				
2- 10	0- 0	0- 0	CONFERENCE	0- 1	0- 0	2- 9				
2- 4	0- 0	0- 0	HOME	0- 0	0- 0	2- 4				
0- 6	0- 0	0- 0	AWAY	0- 1	0- 0	0- 5				
0- 0	0- 0	0- 0	NEUTRAL	0- 0	0- 0	0- 0				

RPI S	Opponent	Score	RPI S	Opponent	Score	RPI S	Opponent	Score	RPI S	Opponent	Score	Team's RPI: 348
			50	H Albany (NY)	43 83	90	A Bucknell	56 74	103	H Boston College	37 58	
									144	A Harvard	55 73	
									181	H Rhode Island	41 57	
									186	H Marist	54 73	
									195	H Northeastern	44 77	
									205	A Lehigh	48 72	
									205	H Lehigh	66 73	
									253	A Navy	56 67	
									253	H Navy	51 49	
									255	A Loyola Maryland	54 63	
									258	A Massachusetts	56 73	
									261	H Holy Cross	41 60	
									265	A American	33 79	
									265	H American	63 59	
									266	A New Hampshire	52 69	
									270	A Dartmouth	52 72	
									287	H Vermont	45 60	
									298	H Colgate	63 72	
									316	A UMass Lowell	57 70	
									332	A Lafayette	56 71	
									332	H Lafayette	64 71	
LAST 12 Division I GAMES:												
			265	A American	33 79	255	A Loyola Maryland	54 63				
			332	H Lafayette	64 71	265	H American	63 59				
			253	H Navy	51 49	332	A Lafayette	56 71				
			205	A Lehigh	48 72	253	A Navy	56 67				
			90	A Bucknell	56 74	205	H Lehigh	66 73				
			298	H Colgate	63 72	261	H Holy Cross	41 60				

Non-Div I Games:

Boston U.

Bowling Green

Through Games Of Feb. 10, 2016

Average RPI Win:	257	WON-LOST	WINNING	LAST 10	STRENGTH OF	OPP. STRENGTH	TEAM	ADJ.	CONF.	ADJ CONF.
Average RPI Loss:	120	RECORD	PCT. RANK	GAMES	SCHEDULE	OF SCHEDULE	RPI	RPI	RPI	RPI
DIV. I ONLY	8- 12	227	3- 7	220	155	238	238	11	11	
DIV. I NON-CONF.	4- 5	193	0- 1	328	194	286	286	13	13	
TOTALS	RPI 1-25	RPI 26-50	W-L RECORDS	RPI 51-100	RPI 101-150	RPI 150+				
8- 12	0- 0	0- 1	OVERALL	0- 4	1- 4	7- 3				
5- 5	0- 0	0- 1	HOME	0- 2	1- 2	4- 0				
2- 6	0- 0	0- 0	AWAY	0- 2	0- 2	2- 2				
1- 1	0- 0	0- 0	NEUTRAL	0- 0	0- 0	1- 1				
4- 5	0- 0	0- 0	NON-CONFERENCE	0- 2	0- 0	4- 3				
3- 1	0- 0	0- 0	HOME	0- 1	0- 0	3- 0				
0- 3	0- 0	0- 0	AWAY	0- 1	0- 0	0- 2				
1- 1	0- 0	0- 0	NEUTRAL	0- 0	0- 0	1- 1				
4- 7	0- 0	0- 1	CONFERENCE	0- 2	1- 4	3- 0				
2- 4	0- 0	0- 1	HOME	0- 1	1- 2	1- 0				
2- 3	0- 0	0- 0	AWAY	0- 1	0- 2	2- 0				
0- 0	0- 0	0- 0	NEUTRAL	0- 0	0- 0	0- 0				

RPI 1-25				RPI 26-50				RPI 51-100				RPI 101+ Team's RPI: 238			
RPI	S	Opponent	Score	RPI	S	Opponent	Score	RPI	S	Opponent	Score	RPI	S	Opponent	Score
				32	H	Ohio	57 72	60	H	South Dakota St.	45 58	108	A	Toledo	61 75
								63	H	Ball St.	56 67	109	H	Akron	55 71
								72	A	Central Mich.	75 76	111	H	Eastern Mich.	67 63
								97	A	Virginia	39 68	116	A	Western Mich.	45 74
												116	H	Western Mich.	49 65
												156	N	Davidson	56 60
												169	N	Jacksonville	72 69
												204	A	Cincinnati	51 54
												245	A	Northern Ill.	58 43
												257	A	Miami (OH)	64 58
												302	A	Cleveland St.	48 69
												313	H	Bradley	66 53
												314	H	Illinois St.	70 52
												318	H	Evansville	74 56
												329	H	Kent St.	71 49
LAST 12 Division I GAMES:															
				116	H	Western Mich.	49 65	63	H	Ball St.	56 67				
				72	A	Central Mich.	75 76	109	H	Akron	55 71				
				108	A	Toledo	61 75	32	H	Ohio	57 72				
				111	H	Eastern Mich.	67 63	116	A	Western Mich.	45 74				
				329	H	Kent St.	71 49	257	A	Miami (OH)	64 58				
				245	A	Northern Ill.	58 43	60	H	South Dakota St.	45 58				

Non-Div I Games:

Bowling Green

■ Loss,
 ■ Non-Conf,
 ■ S Site,
 ■ H Home
 ■ A Away
 N Neutral

Average RPI Win: 288	WON-LOST	WINNING	LAST 10	STRENGTH OF	OPP. STRENGTH	TEAM	ADJ.	CONF.	ADJ CONF.
Average RPI Loss: 163	RECORD	PCT. RANK	GAMES	SCHEDULE	OF SCHEDULE	RPI	RPI	RPI	RPI
DIV. I ONLY	5- 16	294	2- 8	285	194	313	313	21	21
DIV. I NON-CONF.	3- 7	248	0- 1	247	213	257	257	17	17
TOTALS	RPI 1-25	RPI 26-50	W-L RECORDS	RPI 51-100	RPI 101-150	RPI 150+			
5- 16	0- 0	0- 1	OVERALL	0- 4	0- 4	5- 7			
3- 8	0- 0	0- 1	HOME	0- 2	0- 3	3- 2			
2- 8	0- 0	0- 0	AWAY	0- 2	0- 1	2- 5			
0- 0	0- 0	0- 0	NEUTRAL	0- 0	0- 0	0- 0			
3- 7	0- 0	0- 1	NON-CONFERENCE	0- 2	0- 1	3- 3			
1- 3	0- 0	0- 1	HOME	0- 0	0- 1	1- 1			
2- 4	0- 0	0- 0	AWAY	0- 2	0- 0	2- 2			
0- 0	0- 0	0- 0	NEUTRAL	0- 0	0- 0	0- 0			
2- 9	0- 0	0- 0	CONFERENCE	0- 2	0- 3	2- 4			
2- 5	0- 0	0- 0	HOME	0- 2	0- 2	2- 1			
0- 4	0- 0	0- 0	AWAY	0- 0	0- 1	0- 3			
0- 0	0- 0	0- 0	NEUTRAL	0- 0	0- 0	0- 0			

RPI S	Opponent	Score	RPI S	Opponent	Score	RPI S	Opponent	Score	RPI S	Opponent	Score	Team's RPI: 313
35	H Oklahoma	46 79	51	A Iowa	53 60	116	H Western Mich.	59 72				
			79	A Saint Louis	58 75	129	H UNI	47 55				
			91	H Missouri St.	44 55	142	A Southern Ill.	49 75				
			99	H Drake	64 76	142	H Southern Ill.	51 65				
						153	H Loyola Chicago	54 67				
						161	A Detroit	75 67				
						218	H Ill.-Chicago	56 66				
						238	A Bowling Green	53 66				
						244	A Indiana St.	37 59				
						245	A Northern Ill.	64 68				
						293	H Wichita St.	50 44				
						314	A Illinois St.	49 54				
						318	A Evansville	46 62				
						318	H Evansville	66 52				
						329	H Kent St.	68 60				
						339	A Chicago St.	66 60				
LAST 12 Division I GAMES:												
142	H Southern Ill.	51 65	293	H Wichita St.	50 44							
318	H Evansville	66 52	91	H Missouri St.	44 55							
129	H UNI	47 55	318	A Evansville	46 62							
99	H Drake	64 76	142	A Southern Ill.	49 75							
244	A Indiana St.	37 59	153	H Loyola Chicago	54 67							
314	A Illinois St.	49 54	79	A Saint Louis	58 75							

Non-Div I Games: Eureka 87 47

Bradley

Average RPI Win:	256	WON-LOST	WINNING	LAST 10	STRENGTH OF	OPP. STRENGTH	TEAM	ADJ.	CONF.	ADJ CONF.
Average RPI Loss:	146	RECORD	PCT. RANK	GAMES	SCHEDULE	OF SCHEDULE	RPI	RPI	RPI	RPI
DIV. I ONLY	11- 7	111	3- 6	287	235	152	152	10	10	
DIV. I NON-CONF.	10- 2	33	4- 1	340	330	150	150	11	11	
TOTALS	RPI 1-25	RPI 26-50	W-L RECORDS	RPI 51-100	RPI 101-150	RPI 150+				
11- 7	0- 0	0- 2	OVERALL	0- 0	0- 2	11- 3				
5- 1	0- 0	0- 0	HOME	0- 0	0- 1	5- 0				
6- 6	0- 0	0- 2	AWAY	0- 0	0- 1	6- 3				
0- 0	0- 0	0- 0	NEUTRAL	0- 0	0- 0	0- 0				
10- 2	0- 0	0- 0	NON-CONFERENCE	0- 0	0- 0	10- 2				
5- 0	0- 0	0- 0	HOME	0- 0	0- 0	5- 0				
5- 2	0- 0	0- 0	AWAY	0- 0	0- 0	5- 2				
0- 0	0- 0	0- 0	NEUTRAL	0- 0	0- 0	0- 0				
1- 5	0- 0	0- 2	CONFERENCE	0- 0	0- 2	1- 1				
0- 1	0- 0	0- 0	HOME	0- 0	0- 1	0- 0				
1- 4	0- 0	0- 2	AWAY	0- 0	0- 1	1- 1				
0- 0	0- 0	0- 0	NEUTRAL	0- 0	0- 0	0- 0				

RPI 1-25			RPI 26-50			RPI 51-100			RPI 101+			Team's RPI: 152
RPI	S	Opponent	Score	RPI	S	Opponent	Score	RPI	S	Opponent	Score	
				44	A	Penn	49 66					
				46	A	Princeton	53 72					
								106	A	Yale	54 81	
								106	H	Yale	39 48	
								165	A	Cornell	70 85	
								181	H	Rhode Island	67 63	
								210	H	Binghamton	67 65	
								211	A	Bryant	84 67	
								216	H	Morgan St.	72 45	
								219	A	Manhattan	56 80	
								231	A	Columbia	73 63	
								247	A	Bethune-Cookman	68 61	
								250	H	Providence	57 47	
								287	H	Vermont	71 54	
								311	A	Fairleigh Dickinson	63 48	
								329	A	Kent St.	62 57	
								333	A	Saint Peter's	67 79	
								343	A	NJIT	74 49	
LAST 12 Division I GAMES:												
				231	A	Columbia	73 63					
				165	A	Cornell	70 85					
				44	A	Penn	49 66					
				46	A	Princeton	53 72					
				106	H	Yale	39 48					
				106	A	Yale	54 81					
				343	A	NJIT	74 49					
				333	A	Saint Peter's	67 79					
				311	A	Fairleigh Dickinson	63 48					
				329	A	Kent St.	62 57					
				211	A	Bryant	84 67					
				210	H	Binghamton	67 65					

Non-Div I Games: Mount Ida 114 28 Rhode Island Col. 90 35

Brown

Loss, Non-Conf, S Site, H Home A Away N Neutral

Average RPI Win: 292	WON-LOST	WINNING	LAST 10	STRENGTH OF	OPP. STRENGTH	TEAM	ADJ.	CONF.	ADJ CONF.
Average RPI Loss: 176	RECORD	PCT. RANK	GAMES	SCHEDULE	OF SCHEDULE	RPI	RPI	RPI	RPI
DIV. I ONLY	13- 10	135	8- 2	319	333	211	211	31	31
DIV. I NON-CONF.	3- 8	258	0- 0	277	241	302	302	32	32
TOTALS	RPI 1-25	RPI 26-50	W-L RECORDS	RPI 51-100	RPI 101-150	RPI 150+			
13- 10	0- 0	0- 1	OVERALL	0- 1	0- 1	13- 7			
6- 3	0- 0	0- 0	HOME	0- 0	0- 0	6- 3			
7- 7	0- 0	0- 1	AWAY	0- 1	0- 1	7- 4			
0- 0	0- 0	0- 0	NEUTRAL	0- 0	0- 0	0- 0			
3- 8	0- 0	0- 1	NON-CONFERENCE	0- 1	0- 1	3- 5			
2- 3	0- 0	0- 0	HOME	0- 0	0- 0	2- 3			
1- 5	0- 0	0- 1	AWAY	0- 1	0- 1	1- 2			
0- 0	0- 0	0- 0	NEUTRAL	0- 0	0- 0	0- 0			
10- 2	0- 0	0- 0	CONFERENCE	0- 0	0- 0	10- 2			
4- 0	0- 0	0- 0	HOME	0- 0	0- 0	4- 0			
6- 2	0- 0	0- 0	AWAY	0- 0	0- 0	6- 2			
0- 0	0- 0	0- 0	NEUTRAL	0- 0	0- 0	0- 0			

RPI S	Opponent	Score	RPI S	Opponent	Score	RPI S	Opponent	Score	RPI S	Opponent	Score	Team's RPI: 211
29	A Seton Hall	57 93	88	A Maine	38 76	103	A Boston College	59 74	152	H Brown	67 84	
						165	H Cornell	62 70	183	A Robert Morris	53 55	
						183	H Robert Morris	71 65	250	A Providence	78 88	
						256	A Sacred Heart	61 59	258	H Massachusetts	69 86	
						261	A Holy Cross	64 65	266	H New Hampshire	55 42	
						275	A Saint Francis (PA)	72 85	275	H Saint Francis (PA)	84 72	
						277	A Central Conn. St.	65 53	277	H Central Conn. St.	70 56	
						287	H Vermont	68 52	311	A Fairleigh Dickinson	70 41	
						316	A UMass Lowell	83 64	325	H LIU Brooklyn	63 55	
						338	A Mt. St. Mary's	70 59	342	A Wagner	82 71	
						344	A St. Francis Brooklyn	70 42				
LAST 12 Division I GAMES:												
275	A Saint Francis (PA)	72 85	344	A St. Francis Brooklyn	70 42							
183	A Robert Morris	53 55	325	H LIU Brooklyn	63 55							
277	A Central Conn. St.	65 53	338	A Mt. St. Mary's	70 59							
256	A Sacred Heart	61 59	342	A Wagner	82 71							
275	H Saint Francis (PA)	84 72	311	A Fairleigh Dickinson	70 41							
183	H Robert Morris	71 65	277	H Central Conn. St.	70 56							

Non-Div I Games:

Bryant

■ Loss,
 ■ Non-Conf,
 ■ S Site,
 ■ H Home
 ■ A Away
 N Neutral

Bucknell

Through Games Of Feb. 10, 2016

Average RPI Win:	251	WON-LOST	WINNING	LAST 10	STRENGTH OF	OPP. STRENGTH	TEAM	ADJ.	CONF.	ADJ CONF.
Average RPI Loss:	135	RECORD	PCT. RANK	GAMES	SCHEDULE	OF SCHEDULE	RPI	RPI	RPI	RPI
DIV. I ONLY	17- 6	50	9- 1	180	307	90	90	28	28	
DIV. I NON-CONF.	6- 5	146	0- 0	233	285	169	169	29	29	
TOTALS	RPI 1-25	RPI 26-50	W-L RECORDS	RPI 51-100	RPI 101-150	RPI 150+				
17- 6	0- 1	0- 0	OVERALL	1- 1	0- 1	16- 3				
10- 1	0- 0	0- 0	HOME	1- 0	0- 1	9- 0				
7- 5	0- 1	0- 0	AWAY	0- 1	0- 0	7- 3				
0- 0	0- 0	0- 0	NEUTRAL	0- 0	0- 0	0- 0				
6- 5	0- 1	0- 0	NON-CONFERENCE	0- 0	0- 1	6- 3				
4- 1	0- 0	0- 0	HOME	0- 0	0- 1	4- 0				
2- 4	0- 1	0- 0	AWAY	0- 0	0- 0	2- 3				
0- 0	0- 0	0- 0	NEUTRAL	0- 0	0- 0	0- 0				
11- 1	0- 0	0- 0	CONFERENCE	1- 1	0- 0	10- 0				
6- 0	0- 0	0- 0	HOME	1- 0	0- 0	5- 0				
5- 1	0- 0	0- 0	AWAY	0- 1	0- 0	5- 0				
0- 0	0- 0	0- 0	NEUTRAL	0- 0	0- 0	0- 0				

RPI	S	Opponent	Score	RPI	S	Opponent	Score	RPI	S	Opponent	Score	RPI	S	Opponent	Score
1	A	Notre Dame	54 85					74	A	Army West Point	63 68	122	H	Youngstown St.	47 55
								74	H	Army West Point	79 69	180	A	UMBC	52 65
												194	H	Delaware	80 51
												205	A	Lehigh	67 54
												205	H	Lehigh	80 77
												210	H	Binghamton	76 46
												216	A	Morgan St.	50 64
												217	A	Canisius	56 61
												219	A	Manhattan	61 56
												253	A	Navy	51 41
												255	H	Loyola Maryland	71 64
												261	A	Holy Cross	58 51
												261	H	Holy Cross	74 64
												265	A	American	66 60
												265	H	American	60 54
												298	A	Colgate	71 51
												302	A	Cleveland St.	59 57
												311	H	Fairleigh Dickinson	72 62
												338	H	Mt. St. Mary's	71 45
												348	H	Boston U.	74 56
LAST 12 Division I GAMES:															
205	A	Lehigh	67 54	298	A	Colgate	71 51								
261	H	Holy Cross	74 64	205	H	Lehigh	80 77								
265	H	American	60 54	261	A	Holy Cross	58 51								
74	A	Army West Point	63 68	265	A	American	66 60								
348	H	Boston U.	74 56	74	H	Army West Point	79 69								
255	H	Loyola Maryland	71 64	253	A	Navy	51 41								

Non-Div I Games:

Bucknell

■ Loss,
 ■ Non-Conf, S Site,
 ■ Home
 ■ Away
 N Neutral

Average RPI Win: 222	WON-LOST	WINNING	LAST 10	STRENGTH OF	OPP. STRENGTH	TEAM	ADJ.	CONF.	ADJ CONF.
Average RPI Loss: 110	RECORD	PCT. RANK	GAMES	SCHEDULE	OF SCHEDULE	RPI	RPI	RPI	RPI
DIV. I ONLY	11- 11	167	3- 7	127	168	137	137	11	11
DIV. I NON-CONF.	8- 3	77	1- 0	204	247	96	96	13	13
TOTALS	RPI 1-25	RPI 26-50	W-L RECORDS	RPI 51-100	RPI 101-150	RPI 150+			
11- 11	0- 1	1- 1	OVERALL	1- 3	0- 4	9- 2			
5- 4	0- 1	1- 0	HOME	1- 1	0- 2	3- 0			
5- 7	0- 0	0- 1	AWAY	0- 2	0- 2	5- 2			
1- 0	0- 0	0- 0	NEUTRAL	0- 0	0- 0	1- 0			
8- 3	0- 1	0- 1	NON-CONFERENCE	0- 1	0- 0	8- 0			
3- 1	0- 1	0- 0	HOME	0- 0	0- 0	3- 0			
4- 2	0- 0	0- 1	AWAY	0- 1	0- 0	4- 0			
1- 0	0- 0	0- 0	NEUTRAL	0- 0	0- 0	1- 0			
3- 8	0- 0	1- 0	CONFERENCE	1- 2	0- 4	1- 2			
2- 3	0- 0	1- 0	HOME	1- 1	0- 2	0- 0			
1- 5	0- 0	0- 0	AWAY	0- 1	0- 2	1- 2			
0- 0	0- 0	0- 0	NEUTRAL	0- 0	0- 0	0- 0			

RPI 1-25				RPI 26-50				RPI 51-100				RPI 101+ Team's RPI: 137			
RPI	S	Opponent	Score	RPI	S	Opponent	Score	RPI	S	Opponent	Score	RPI	S	Opponent	Score
25	H	Duquesne	62 79	30	A	St. Bonaventure	32 59	63	A	Ball St.	63 68	108	A	Toledo	60 71
				32	H	Ohio	51 43	63	H	Ball St.	57 59	109	H	Akron	61 69
								72	H	Central Mich.	67 61	111	A	Eastern Mich.	56 67
								78	A	Hofstra	36 79	116	H	Western Mich.	78 92
												165	H	Cornell	59 41
												217	H	Canisius	54 40
												234	N	Clemson	61 51
												245	A	Northern Ill.	74 76
												256	A	Sacred Heart	66 53
												257	A	Miami (OH)	58 69
												258	A	Massachusetts	56 48
												264	A	UCF	66 60
												289	A	Niagara	57 48
												325	H	LIU Brooklyn	55 38
												329	A	Kent St.	77 66
LAST 12 Division I GAMES:															
108	A	Toledo	60 71	109	H	Akron	61 69	63	A	Ball St.	63 68	329	A	Kent St.	77 66
63	H	Ball St.	57 59	72	H	Central Mich.	67 61	111	A	Eastern Mich.	56 67	256	A	Sacred Heart	66 53
32	H	Ohio	51 43	78	A	Hofstra	36 79								
245	A	Northern Ill.	74 76												
257	A	Miami (OH)	58 69												
116	H	Western Mich.	78 92												

Non-Div I Games:

Buffalo

■ Loss,
■ Non-Conf, S Site,
■ Home
■ Away
N Neutral

Average RPI Win:	192	WON-LOST	WINNING	LAST 10	STRENGTH OF	OPP. STRENGTH	TEAM	ADJ.	CONF.	ADJ CONF.
Average RPI Loss:	84	RECORD	PCT. RANK	GAMES	SCHEDULE	OF SCHEDULE	RPI	RPI	RPI	RPI
DIV. I ONLY	8- 15	251	2- 8	103	45	192	192	6	6	
DIV. I NON-CONF.	5- 6	180	0- 0	140	19	142	142	6	6	
TOTALS	RPI 1-25	RPI 26-50	W-L RECORDS	RPI 51-100	RPI 101-150	RPI 150+				
8- 15	0- 2	0- 3	OVERALL	1- 4	2- 5	5- 1				
5- 6	0- 2	0- 0	HOME	1- 2	2- 2	2- 0				
2- 9	0- 0	0- 3	AWAY	0- 2	0- 3	2- 1				
1- 0	0- 0	0- 0	NEUTRAL	0- 0	0- 0	1- 0				
5- 6	0- 1	0- 1	NON-CONFERENCE	1- 2	1- 1	3- 1				
3- 1	0- 1	0- 0	HOME	1- 0	1- 0	1- 0				
1- 5	0- 0	0- 1	AWAY	0- 2	0- 1	1- 1				
1- 0	0- 0	0- 0	NEUTRAL	0- 0	0- 0	1- 0				
3- 9	0- 1	0- 2	CONFERENCE	0- 2	1- 4	2- 0				
2- 5	0- 1	0- 0	HOME	0- 2	1- 2	1- 0				
1- 4	0- 0	0- 2	AWAY	0- 0	0- 2	1- 0				
0- 0	0- 0	0- 0	NEUTRAL	0- 0	0- 0	0- 0				

RPI S	Opponent	Score	RPI S	Opponent	Score	RPI S	Opponent	Score	RPI S	Opponent	Score	Team's RPI: 192
19	H DePaul	54 61	29	A Seton Hall	77 98	55	A Chattanooga	49 60	101	A Wright St.	53 66	
20	H Green Bay	46 55	31	A St. John's (NY)	41 68	62	H Villanova	45 57	105	H Georgetown	82 76	
			42	A South Fla.	77 87	63	A Ball St.	50 58	119	A Creighton	49 77	
						84	H Marquette	64 80	119	H Creighton	42 52	
						95	H TCU	65 53	128	H Arkansas	63 57	
									133	A Xavier	47 55	
									133	H Xavier	63 73	
									209	H Valparaiso	72 53	
									234	N Clemson	54 50	
									244	A Indiana St.	63 70	
									250	A Providence	77 67	
									250	H Providence	65 50	
									264	A UCF	71 63	
LAST 12 Division I GAMES:												
250	H Providence	65 50	19	H DePaul	54 61							
119	H Creighton	42 52	119	A Creighton	49 77							
133	A Xavier	47 55	250	A Providence	77 67							
29	A Seton Hall	77 98	133	H Xavier	63 73							
31	A St. John's (NY)	41 68	105	H Georgetown	82 76							
84	H Marquette	64 80	62	H Villanova	45 57							

Non-Div I Games:

Butler

■ Loss,
■ Non-Conf,
■ S Site,
■ H Home
■ A Away
N Neutral

CSU Bakersfield

Through Games Of Feb. 10, 2016

Average RPI Win:	273	WON-LOST	WINNING	LAST 10	STRENGTH OF	OPP. STRENGTH	TEAM	ADJ.	CONF.	ADJ CONF.
Average RPI Loss:	128	RECORD	PCT. RANK	GAMES	SCHEDULE	OF SCHEDULE	RPI	RPI	RPI	RPI
DIV. I ONLY	8- 16	257	6- 4	169	156	246	246	25	25	
DIV. I NON-CONF.	3- 12	290	1- 2	88	28	242	242	25	25	
TOTALS	RPI 1-25	RPI 26-50	W-L RECORDS	RPI 51-100	RPI 101-150	RPI 150+				
8- 16	0- 5	0- 0	OVERALL	0- 2	0- 2	8- 7				
6- 5	0- 0	0- 0	HOME	0- 0	0- 1	6- 4				
2- 9	0- 3	0- 0	AWAY	0- 2	0- 1	2- 3				
0- 2	0- 2	0- 0	NEUTRAL	0- 0	0- 0	0- 0				
3- 12	0- 5	0- 0	NON-CONFERENCE	0- 1	0- 2	3- 4				
3- 3	0- 0	0- 0	HOME	0- 0	0- 1	3- 2				
0- 7	0- 3	0- 0	AWAY	0- 1	0- 1	0- 2				
0- 2	0- 2	0- 0	NEUTRAL	0- 0	0- 0	0- 0				
5- 4	0- 0	0- 0	CONFERENCE	0- 1	0- 0	5- 3				
3- 2	0- 0	0- 0	HOME	0- 0	0- 0	3- 2				
2- 2	0- 0	0- 0	AWAY	0- 1	0- 0	2- 1				
0- 0	0- 0	0- 0	NEUTRAL	0- 0	0- 0	0- 0				

RPI 1-25				RPI 26-50				RPI 51-100				RPI 101+ Team's RPI: 246			
RPI	S	Opponent	Score	RPI	S	Opponent	Score	RPI	S	Opponent	Score	RPI	S	Opponent	Score
3	N	South Carolina	71 90					70	A	UC Riverside	61 81	135	A	Fresno St.	52 57
6	A	Stanford	41 83					100	A	New Mexico St.	63 86	141	H	Pacific	74 80
7	A	Oregon St.	51 75									151	A	Hawaii	60 74
9	N	Arizona St.	47 60									151	H	Hawaii	55 65
10	A	UCLA	68 82									188	A	UTRGV	46 60
												198	H	Cal Poly	57 52
												200	H	San Jose St.	90 88
												220	H	Utah Valley	61 54
												232	H	Grand Canyon	51 61
												251	H	Seattle	76 68
												267	A	UC Santa Barbara	60 61
												268	H	Pepperdine	73 76
												310	A	UMKC	78 68
												310	H	UMKC	40 56
												323	H	UC Irvine	65 39
												339	A	Chicago St.	74 61
												339	H	Chicago St.	76 43
LAST 12 Division I GAMES:															
339	A	Chicago St.	74 61	251	H	Seattle	76 68								
310	A	UMKC	78 68	310	H	UMKC	40 56								
220	H	Utah Valley	61 54	339	H	Chicago St.	76 43								
232	H	Grand Canyon	51 61	323	H	UC Irvine	65 39								
100	A	New Mexico St.	63 86	151	H	Hawaii	55 65								
188	A	UTRGV	46 60	6	A	Stanford	41 83								

Non-Div I Games:

CSU Bakersfield

Loss, Non-Conf, S Site, H Home A Away N Neutral

RPI 1-25				RPI 26-50				RPI 51-100				RPI 101+ Team's RPI: 283			
RPI	S	Opponent	Score	RPI	S	Opponent	Score	RPI	S	Opponent	Score	RPI	S	Opponent	Score
9	A	Arizona St.	46 69	27	H	Georgia	58 83	66	A	San Diego	64 86	140	A	Idaho	50 106
				48	H	St. Mary's (CA)	59 93	70	A	UC Riverside	76 83	148	A	Long Beach St.	71 74
								71	A	Utah	56 97	151	A	Hawaii	50 77
								77	A	California	44 106	151	H	Hawaii	63 60
												155	H	Penn St.	81 73
												185	A	Eastern Wash.	59 70
												187	H	UC Davis	52 75
												198	A	Cal Poly	62 66
												248	H	San Diego St.	65 67
												251	H	Seattle	56 62
												267	H	UC Santa Barbara	49 65
												284	A	Portland	68 62
												321	A	Portland St.	77 83
												323	A	UC Irvine	83 64
												328	A	Southern Utah	65 67
												340	H	Cal St. Fullerton	79 52
LAST 12 Division I GAMES:															
70	A	UC Riverside	76 83	267	H	UC Santa Barbara	49 65								
148	A	Long Beach St.	71 74	151	A	Hawaii	50 77								
340	H	Cal St. Fullerton	79 52	187	H	UC Davis	52 75								
323	A	UC Irvine	83 64	251	H	Seattle	56 62								
151	H	Hawaii	63 60	77	A	California	44 106								
198	A	Cal Poly	62 66	9	A	Arizona St.	46 69								

CSUN

Page 37

Average RPI Win: 248	WON-LOST	WINNING	LAST 10	STRENGTH OF	OPP. STRENGTH	TEAM	ADJ.	CONF.	ADJ CONF.
Average RPI Loss: 137	RECORD	PCT. RANK	GAMES	SCHEDULE	OF SCHEDULE	RPI	RPI	RPI	RPI
DIV. I ONLY	11- 12	181	4- 6	209	228	198	198	22	22
DIV. I NON-CONF.	7- 6	156	1- 1	130	156	122	122	22	22
TOTALS	RPI 1-25	RPI 26-50	W-L RECORDS	RPI 51-100	RPI 101-150	RPI 150+			
11- 12	0- 1	0- 1	OVERALL	0- 3	2- 1	9- 6			
7- 3	0- 0	0- 0	HOME	0- 1	1- 0	6- 2			
4- 8	0- 1	0- 1	AWAY	0- 2	1- 1	3- 3			
0- 1	0- 0	0- 0	NEUTRAL	0- 0	0- 0	0- 1			
7- 6	0- 1	0- 1	NON-CONFERENCE	0- 2	2- 0	5- 2			
4- 1	0- 0	0- 0	HOME	0- 1	1- 0	3- 0			
3- 4	0- 1	0- 1	AWAY	0- 1	1- 0	2- 1			
0- 1	0- 0	0- 0	NEUTRAL	0- 0	0- 0	0- 1			
4- 6	0- 0	0- 0	CONFERENCE	0- 1	0- 1	4- 4			
3- 2	0- 0	0- 0	HOME	0- 0	0- 0	3- 2			
1- 4	0- 0	0- 0	AWAY	0- 1	0- 1	1- 2			
0- 0	0- 0	0- 0	NEUTRAL	0- 0	0- 0	0- 0			

RPI 1-25				RPI 26-50				RPI 51-100				RPI 101+ Team's RPI: 198			
RPI	S	Opponent	Score	RPI	S	Opponent	Score	RPI	S	Opponent	Score	RPI	S	Opponent	Score
7	A	Oregon St.	43 80	48	A	St. Mary's (CA)	83 87	67	H	Santa Clara	63 69	120	A	San Francisco	62 61
								70	A	UC Riverside	83 93	135	H	Fresno St.	64 60
								77	A	California	57 82	148	A	Long Beach St.	53 65
												151	H	Hawaii	58 64
												162	H	Montana St.	66 57
												187	A	UC Davis	71 82
												187	H	UC Davis	57 75
												188	N	UTRGV	58 66
												206	H	Sacramento St.	97 72
												241	H	Loyola Marymount	70 58
												246	A	CSU Bakersfield	52 57
												267	A	UC Santa Barbara	67 78
												268	A	Pepperdine	61 47
												283	H	CSUN	66 62
												323	A	UC Irvine	72 54
												323	H	UC Irvine	50 38
												330	A	A&M-Corpus Christi	56 45
												340	H	Cal St. Fullerton	51 46
LAST 12 Division I GAMES:															
187	A	UC Davis	71 82	283	H	CSUN	66 62								
323	H	UC Irvine	50 38	340	H	Cal St. Fullerton	51 46								
151	H	Hawaii	58 64	323	A	UC Irvine	72 54								
148	A	Long Beach St.	53 65	267	A	UC Santa Barbara	67 78								
70	A	UC Riverside	83 93	206	H	Sacramento St.	97 72								
187	H	UC Davis	57 75	7	A	Oregon St.	43 80								

Non-Div I Games:

Cal Poly

■ Loss,
 ■ Non-Conf, S Site,
 ■ Home
 ■ Away
 N Neutral

Average RPI Win:	281	WON-LOST	WINNING	LAST 10	STRENGTH OF	OPP. STRENGTH	TEAM	ADJ.	CONF.	ADJ CONF.
Average RPI Loss:	212	RECORD	PCT. RANK	GAMES	SCHEDULE	OF SCHEDULE	RPI	RPI	RPI	RPI
DIV. I ONLY	2- 21	345	0- 10	262	324	340	340	22	22	
DIV. I NON-CONF.	2- 12	311	0- 3	243	340	323	323	22	22	
TOTALS	RPI 1-25	RPI 26-50	W-L RECORDS	RPI 51-100	RPI 101-150	RPI 150+				
2- 21	0- 0	0- 0	OVERALL	0- 1	0- 2	2- 18				
1- 9	0- 0	0- 0	HOME	0- 1	0- 1	1- 7				
1- 11	0- 0	0- 0	AWAY	0- 0	0- 1	1- 10				
0- 1	0- 0	0- 0	NEUTRAL	0- 0	0- 0	0- 1				
2- 12	0- 0	0- 0	NON-CONFERENCE	0- 1	0- 0	2- 11				
1- 5	0- 0	0- 0	HOME	0- 1	0- 0	1- 4				
1- 6	0- 0	0- 0	AWAY	0- 0	0- 0	1- 6				
0- 1	0- 0	0- 0	NEUTRAL	0- 0	0- 0	0- 1				
0- 9	0- 0	0- 0	CONFERENCE	0- 0	0- 2	0- 7				
0- 4	0- 0	0- 0	HOME	0- 0	0- 1	0- 3				
0- 5	0- 0	0- 0	AWAY	0- 0	0- 1	0- 4				
0- 0	0- 0	0- 0	NEUTRAL	0- 0	0- 0	0- 0				

RPI 1-25				RPI 26-50				RPI 51-100				RPI 101+				Team's RPI: 340	
RPI	S	Opponent	Score	RPI	S	Opponent	Score	RPI	S	Opponent	Score	RPI	S	Opponent	Score		
								66	H	San Diego	44	53	148	A	Long Beach St.	57	62
													148	H	Long Beach St.	61	82
													151	A	Hawaii	53	62
													154	A	SMU	53	74
													162	A	Montana St.	66	89
													165	H	Cornell	47	59
													185	H	Eastern Wash.	57	68
													187	H	UC Davis	59	63
													190	H	Weber St.	40	60
													198	A	Cal Poly	46	51
													225	A	Montana	51	86
													241	A	Loyola Marymount	75	73
													245	N	Northern Ill.	49	72
													248	A	San Diego St.	43	54
													249	H	Wyoming	56	61
													267	A	UC Santa Barbara	49	79
													267	H	UC Santa Barbara	47	65
													268	A	Pepperdine	75	81
													283	A	CSUN	52	79
													320	A	North Dakota St.	64	79
													321	H	Portland St.	84	69
													323	H	UC Irvine	58	62
LAST 12 Division I GAMES:																	
				187	H	UC Davis	59	63					198	A	Cal Poly	46	51
				267	A	UC Santa Barbara	49	79					267	H	UC Santa Barbara	47	65
				283	A	CSUN	52	79					148	H	Long Beach St.	61	82
				151	A	Hawaii	53	62					320	A	North Dakota St.	64	79
				323	H	UC Irvine	58	62					165	H	Cornell	47	59
				148	A	Long Beach St.	57	62					248	A	San Diego St.	43	54

Non-Div I Games:

Cal St. Fullerton

■ Loss,
 ■ Non-Conf,
 ■ S Site,
 ■ H Home
 ■ A Away
 N Neutral

California

Through Games Of Feb. 10, 2016

Average RPI Win:	135	WON-LOST	WINNING	LAST 10	STRENGTH OF	OPP. STRENGTH	TEAM	ADJ.	CONF.	ADJ CONF.
Average RPI Loss:	34	RECORD	PCT. RANK	GAMES	SCHEDULE	OF SCHEDULE	RPI	RPI	RPI	RPI
DIV. I ONLY	11- 12	181	2- 8	13	4	77	77	1	1	
DIV. I NON-CONF.	8- 2	51	0- 0	72	45	46	46	1	1	
TOTALS	RPI 1-25	RPI 26-50	W-L RECORDS	RPI 51-100	RPI 101-150	RPI 150+				
11- 12	2- 6	0- 3	OVERALL	3- 2	1- 1	5- 0				
8- 4	1- 1	0- 2	HOME	3- 1	0- 0	4- 0				
2- 7	1- 1	0- 0	AWAY	0- 0	0- 0	1- 0				
1- 1	0- 1	0- 0	NEUTRAL	0- 0	1- 0	0- 0				
8- 2	1- 1	0- 1	NON-CONFERENCE	2- 0	1- 0	4- 0				
5- 1	0- 0	0- 1	HOME	2- 0	0- 0	3- 0				
2- 0	1- 0	0- 0	AWAY	0- 0	0- 0	1- 0				
1- 1	0- 1	0- 0	NEUTRAL	0- 0	1- 0	0- 0				
3- 10	1- 5	0- 2	CONFERENCE	1- 2	0- 1	1- 0				
3- 3	1- 1	0- 1	HOME	1- 1	0- 0	1- 0				
0- 7	0- 4	0- 1	AWAY	0- 1	0- 1	0- 0				
0- 0	0- 0	0- 0	NEUTRAL	0- 0	0- 0	0- 0				

RPI 1-25				RPI 26-50				RPI 51-100 Team's RPI: 77				RPI 101+			
RPI	S	Opponent	Score	RPI	S	Opponent	Score	RPI	S	Opponent	Score	RPI	S	Opponent	Score
6	A	Stanford	46 53	26	A	Southern California	47 61	61	A	Oregon	59 69	102	N	Liberty	77 72
6	H	Stanford	55 60	37	H	Washington	65 75	68	H	Washington St.	74 71	104	A	Arizona	52 57
7	A	Oregon St.	48 70	48	H	St. Mary's (CA)	63 64	70	H	UC Riverside	64 58	179	H	Colorado	64 35
9	A	Arizona St.	49 57					71	H	Utah	79 84	198	H	Cal Poly	82 57
10	A	UCLA	56 75					73	H	Nebraska	87 80	206	H	Sacramento St.	117 99
10	H	UCLA	108 104									280	A	Austin Peay	67 58
16	A	Louisville	75 71									283	H	CSUN	106 44
18	N	Texas A&M	58 75												
LAST 12 Division I GAMES:															
6	H	Stanford	55 60	61	A	Oregon	59 69								
6	A	Stanford	46 53	7	A	Oregon St.	48 70								
37	H	Washington	65 75	71	H	Utah	79 84								
68	H	Washington St.	74 71	179	H	Colorado	64 35								
26	A	Southern California	47 61	104	A	Arizona	52 57								
10	A	UCLA	56 75	9	A	Arizona St.	49 57								

Non-Div I Games:

California

■ Loss,
■ Non-Conf,
■ S Site,
■ H Home
■ A Away
N Neutral

Average RPI Win:	308	WON-LOST	WINNING	LAST 10	STRENGTH OF	OPP. STRENGTH	TEAM	ADJ.	CONF.	ADJ CONF.
Average RPI Loss:	189	RECORD	PCT. RANK	GAMES	SCHEDULE	OF SCHEDULE	RPI	RPI	RPI	RPI
DIV. I ONLY	8- 13	238	2- 8	302	337	282	282	26	26	
DIV. I NON-CONF.	5- 3	118	0- 0	299	347	193	193	28	28	
TOTALS	RPI 1-25	RPI 26-50	W-L RECORDS	RPI 51-100	RPI 101-150	RPI 150+				
8- 13	0- 0	0- 0	OVERALL	0- 1	0- 5	8- 7				
4- 5	0- 0	0- 0	HOME	0- 0	0- 2	4- 3				
4- 7	0- 0	0- 0	AWAY	0- 1	0- 2	4- 4				
0- 1	0- 0	0- 0	NEUTRAL	0- 0	0- 1	0- 0				
5- 3	0- 0	0- 0	NON-CONFERENCE	0- 1	0- 2	5- 0				
3- 0	0- 0	0- 0	HOME	0- 0	0- 0	3- 0				
2- 2	0- 0	0- 0	AWAY	0- 1	0- 1	2- 0				
0- 1	0- 0	0- 0	NEUTRAL	0- 0	0- 1	0- 0				
3- 10	0- 0	0- 0	CONFERENCE	0- 0	0- 3	3- 7				
1- 5	0- 0	0- 0	HOME	0- 0	0- 2	1- 3				
2- 5	0- 0	0- 0	AWAY	0- 0	0- 1	2- 4				
0- 0	0- 0	0- 0	NEUTRAL	0- 0	0- 0	0- 0				

RPI 1-25			RPI 26-50			RPI 51-100			RPI 101+			Team's RPI: 282
RPI	S	Opponent	Score	RPI	S	Opponent	Score	RPI	S	Opponent	Score	
						98 A VCU	34 57	102 A	Liberty	55 67		
								102 H	Liberty	52 62		
								130 N	Central Ark.	34 57		
								143 H	UNC Asheville	58 72		
								149 A	ETSU	55 70		
								213 H	Presbyterian	45 69		
								214 A	Radford	59 62		
								226 A	Gardner-Webb	56 68		
								226 H	Gardner-Webb	35 70		
								242 H	High Point	55 69		
								273 H	N.C. A&T	56 55		
								296 A	Coastal Caro.	83 70		
								296 H	Coastal Caro.	73 52		
								297 A	Charleston So.	57 65		
								300 H	Western Caro.	73 66		
								301 A	North Florida	66 55		
								309 A	Longwood	73 56		
								312 A	Winthrop	49 50		
								338 H	Mt. St. Mary's	62 53		
								349 A	N.C. Central	57 48		
LAST 12 Division I GAMES:												
102 A	Liberty	55 67	242 H	High Point	55 69							
226 A	Gardner-Webb	56 68	214 A	Radford	59 62							
296 H	Coastal Caro.	73 52	309 A	Longwood	73 56							
297 A	Charleston So.	57 65	226 H	Gardner-Webb	35 70							
312 A	Winthrop	49 50	143 H	UNC Asheville	58 72							
213 H	Presbyterian	45 69	102 H	Liberty	52 62							

Non-Div I Games: UNC Pembroke

62

67

Campbell

Average RPI Win:	255	WON-LOST	WINNING	LAST 10	STRENGTH OF	OPP. STRENGTH	TEAM	ADJ.	CONF.	ADJ CONF.
Average RPI Loss:	152	RECORD	PCT. RANK	GAMES	SCHEDULE	OF SCHEDULE	RPI	RPI	RPI	RPI
DIV. I ONLY	9- 14	233	2- 8	178	247	217	217	23	23	
DIV. I NON-CONF.	5- 4	138	0- 0	71	145	97	97	24	24	
TOTALS	RPI 1-25	RPI 26-50	W-L RECORDS	RPI 51-100	RPI 101-150	RPI 150+				
9- 14	0- 1	0- 1	OVERALL	1- 0	0- 6	8- 6				
4- 5	0- 0	0- 1	HOME	1- 0	0- 2	3- 2				
5- 9	0- 1	0- 0	AWAY	0- 0	0- 4	5- 4				
0- 0	0- 0	0- 0	NEUTRAL	0- 0	0- 0	0- 0				
5- 4	0- 1	0- 1	NON-CONFERENCE	1- 0	0- 2	4- 0				
3- 1	0- 0	0- 1	HOME	1- 0	0- 0	2- 0				
2- 3	0- 1	0- 0	AWAY	0- 0	0- 2	2- 0				
0- 0	0- 0	0- 0	NEUTRAL	0- 0	0- 0	0- 0				
4- 10	0- 0	0- 0	CONFERENCE	0- 0	0- 4	4- 6				
1- 4	0- 0	0- 0	HOME	0- 0	0- 2	1- 2				
3- 6	0- 0	0- 0	AWAY	0- 0	0- 2	3- 4				
0- 0	0- 0	0- 0	NEUTRAL	0- 0	0- 0	0- 0				

RPI 1-25				RPI 26-50				RPI 51-100				RPI 101+ Team's RPI: 217			
RPI	S	Opponent	Score	RPI	S	Opponent	Score	RPI	S	Opponent	Score	RPI	S	Opponent	Score
8	A	Texas	62 92	30	H	St. Bonaventure	47 59	90	H	Bucknell	61 56	112	A	Iona	56 79
												112	H	Iona	76 79
												118	A	Quinnipiac	54 63
												118	H	Quinnipiac	68 80
												122	A	Youngstown St.	51 53
												137	A	Buffalo	40 54
												195	A	Northeastern	68 57
												208	A	Fairfield	48 52
												208	H	Fairfield	50 51
												210	H	Binghamton	80 50
												219	A	Manhattan	55 77
												224	A	Siena	57 61
												224	H	Siena	52 58
												275	H	Saint Francis (PA)	77 52
												279	A	Lamar	57 55
												286	A	Monmouth	75 79
												289	A	Niagara	68 66
												292	A	Rider	73 64
												333	A	Saint Peter's	60 53
												333	H	Saint Peter's	54 42
LAST 12 Division I GAMES:															
286	A	Monmouth	75 79	118	H	Quinnipiac	68 80								
219	A	Manhattan	55 77	333	H	Saint Peter's	54 42								
112	H	Iona	76 79	112	A	Iona	56 79								
289	A	Niagara	68 66	118	A	Quinnipiac	54 63								
208	A	Fairfield	48 52	224	H	Siena	52 58								
224	A	Siena	57 61	208	H	Fairfield	50 51								

Non-Div I Games:

Canisius

■ Loss,
 ■ Non-Conf,
 S Site,
 ■ Home
 ■ Away
 N Neutral

Central Ark.

Through Games Of Feb. 10, 2016

Average RPI Win:	277	WON-LOST	WINNING	LAST 10	STRENGTH OF	OPP. STRENGTH	TEAM	ADJ.	CONF.	ADJ CONF.
Average RPI Loss:	70	RECORD	PCT. RANK	GAMES	SCHEDULE	OF SCHEDULE	RPI	RPI	RPI	RPI
DIV. I ONLY	15- 3	19	9- 1	325	273	130	130	27	27	
DIV. I NON-CONF.	6- 1	27	0- 0	309	307	108	108	26	26	
TOTALS	RPI 1-25	RPI 26-50	W-L RECORDS	RPI 51-100	RPI 101-150	RPI 150+				
15- 3	0- 1	0- 0	OVERALL	0- 1	1- 1	14- 0				
6- 2	0- 0	0- 0	HOME	0- 1	0- 1	6- 0				
7- 1	0- 0	0- 0	AWAY	0- 0	1- 0	6- 0				
2- 0	0- 0	0- 0	NEUTRAL	0- 0	0- 0	2- 0				
6- 1	0- 1	0- 0	NON-CONFERENCE	0- 0	0- 0	6- 0				
2- 0	0- 0	0- 0	HOME	0- 0	0- 0	2- 0				
2- 1	0- 1	0- 0	AWAY	0- 0	0- 0	2- 0				
2- 0	0- 0	0- 0	NEUTRAL	0- 0	0- 0	2- 0				
9- 2	0- 0	0- 0	CONFERENCE	0- 1	1- 1	8- 0				
4- 2	0- 0	0- 0	HOME	0- 1	0- 1	4- 0				
5- 0	0- 0	0- 0	AWAY	0- 0	1- 0	4- 0				
0- 0	0- 0	0- 0	NEUTRAL	0- 0	0- 0	0- 0				

RPI 1-25				RPI 26-50				RPI 51-100				RPI 101+ Team's RPI: 130			
RPI	S	Opponent	Score	RPI	S	Opponent	Score	RPI	S	Opponent	Score	RPI	S	Opponent	Score
15	A	Tennessee	47 102					64	H	Abilene Christian	49 61	132	A	Northwestern St.	74 49
												132	H	Northwestern St.	56 60
												196	A	Southeast Mo. St.	63 54
												233	A	Stephen F. Austin	55 53
												237	H	Houston Baptist	45 44
												276	A	Murray St.	61 51
												276	H	Murray St.	50 40
												279	H	Lamar	74 49
												282	N	Campbell	57 34
												305	H	Southeastern La.	80 58
												308	A	Nicholls St.	71 65
												315	N	South Carolina St.	51 38
												319	H	Alcorn	58 35
												330	A	A&M-Corpus Christi	66 55
												336	A	New Orleans	59 44
												336	H	New Orleans	67 55
LAST 12 Division I GAMES:															
132	H	Northwestern St.	56 60	237	H	Houston Baptist	45 44								
336	H	New Orleans	67 55	279	H	Lamar	74 49								
305	H	Southeastern La.	80 58	233	A	Stephen F. Austin	55 53								
132	A	Northwestern St.	74 49	330	A	A&M-Corpus Christi	66 55								
308	A	Nicholls St.	71 65	64	H	Abilene Christian	49 61								
336	A	New Orleans	59 44	315	N	South Carolina St.	51 38								

Non-Div I Games: Central Baptist 70 37 Hendrix 72 43 Crowley's Ridge 93 38 Jarvis Christian 77 23
Central Ark.

Loss, Non-Conf, S Site, H Home A Away N Neutral

Average RPI Win:	286	WON-LOST	WINNING	LAST 10	STRENGTH OF	OPP. STRENGTH	TEAM	ADJ.	CONF.	ADJ CONF.
Average RPI Loss:	199	RECORD	PCT. RANK	GAMES	SCHEDULE	OF SCHEDULE	RPI	RPI	RPI	RPI
DIV. I ONLY	9- 14	233	6- 4	303	322	277	277	31	31	
DIV. I NON-CONF.	3- 8	258	0- 0	261	196	297	297	32	32	
TOTALS	RPI 1-25	RPI 26-50	W-L RECORDS	RPI 51-100	RPI 101-150	RPI 150+				
9- 14	0- 1	0- 0	OVERALL	0- 2	0- 0	9- 11				
6- 4	0- 0	0- 0	HOME	0- 0	0- 0	6- 4				
3- 10	0- 1	0- 0	AWAY	0- 2	0- 0	3- 7				
0- 0	0- 0	0- 0	NEUTRAL	0- 0	0- 0	0- 0				
3- 8	0- 1	0- 0	NON-CONFERENCE	0- 2	0- 0	3- 5				
3- 1	0- 0	0- 0	HOME	0- 0	0- 0	3- 1				
0- 7	0- 1	0- 0	AWAY	0- 2	0- 0	0- 4				
0- 0	0- 0	0- 0	NEUTRAL	0- 0	0- 0	0- 0				
6- 6	0- 0	0- 0	CONFERENCE	0- 0	0- 0	6- 6				
3- 3	0- 0	0- 0	HOME	0- 0	0- 0	3- 3				
3- 3	0- 0	0- 0	AWAY	0- 0	0- 0	3- 3				
0- 0	0- 0	0- 0	NEUTRAL	0- 0	0- 0	0- 0				

RPI 1-25			RPI 26-50			RPI 51-100			RPI 101+ Team's RPI: 277		
RPI	S	Opponent	Score	RPI	S	Opponent	Score	RPI	S	Opponent	Score
11	A	Maryland	43 86					155	A	Penn St.	47 73
								159	A	Fordham	48 63
								183	A	Robert Morris	55 72
								183	H	Robert Morris	48 39
								211	A	Bryant	56 70
								211	H	Bryant	53 65
								222	A	Hartford	41 49
								256	H	Sacred Heart	57 61
								258	H	Massachusetts	78 68
								266	H	New Hampshire	50 64
								270	H	Dartmouth	59 55
								275	A	Saint Francis (PA)	79 59
								275	H	Saint Francis (PA)	66 51
								287	A	Vermont	63 79
								311	A	Fairleigh Dickinson	78 75
								316	H	UMass Lowell	64 53
								325	H	LIU Brooklyn	45 59
								338	A	Mt. St. Mary's	48 54
								342	A	Wagner	62 52
								344	H	St. Francis Brooklyn	65 61
LAST 12 Division I GAMES:											
183	A	Robert Morris	55 72	256	H	Sacred Heart	57 61				
275	A	Saint Francis (PA)	79 59	342	A	Wagner	62 52				
211	H	Bryant	53 65	311	A	Fairleigh Dickinson	78 75				
344	H	St. Francis Brooklyn	65 61	338	A	Mt. St. Mary's	48 54				
183	H	Robert Morris	48 39	325	H	LIU Brooklyn	45 59				
275	H	Saint Francis (PA)	66 51	211	A	Bryant	56 70				

Non-Div I Games:

Central Conn. St.

■ Loss,
 ■ Non-Conf,
 ■ S Site,
 ■ H Home
 ■ A Away
 N Neutral

Average RPI Win: 186	WON-LOST	WINNING	LAST 10	STRENGTH OF	OPP. STRENGTH	TEAM	ADJ.	CONF.	ADJ CONF.
Average RPI Loss: 112	RECORD	PCT. RANK	GAMES	SCHEDULE	OF SCHEDULE	RPI	RPI	RPI	RPI
DIV. I ONLY	16- 7	70	9- 1	113	136	72	72	11	11
DIV. I NON-CONF.	6- 5	146	0- 0	133	126	131	131	13	13
TOTALS	RPI 1-25	RPI 26-50	W-L RECORDS	RPI 51-100	RPI 101-150	RPI 150+			
16- 7	0- 1	0- 1	OVERALL	2- 1	4- 2	10- 2			
9- 2	0- 1	0- 0	HOME	1- 0	2- 1	6- 0			
6- 5	0- 0	0- 1	AWAY	1- 1	2- 1	3- 2			
1- 0	0- 0	0- 0	NEUTRAL	0- 0	0- 0	1- 0			
6- 5	0- 1	0- 0	NON-CONFERENCE	1- 1	0- 1	5- 2			
3- 2	0- 1	0- 0	HOME	1- 0	0- 1	2- 0			
2- 3	0- 0	0- 0	AWAY	0- 1	0- 0	2- 2			
1- 0	0- 0	0- 0	NEUTRAL	0- 0	0- 0	1- 0			
10- 2	0- 0	0- 1	CONFERENCE	1- 0	4- 1	5- 0			
6- 0	0- 0	0- 0	HOME	0- 0	2- 0	4- 0			
4- 2	0- 0	0- 1	AWAY	1- 0	2- 1	1- 0			
0- 0	0- 0	0- 0	NEUTRAL	0- 0	0- 0	0- 0			

RPI 1-25				RPI 26-50				RPI 51-100				Team's RPI: 72		RPI 101+			
RPI	S	Opponent	Score	RPI	S	Opponent	Score	RPI	S	Opponent	Score			RPI	S	Opponent	Score
25	H	Duquesne	49 68	32	A	Ohio	84 86	63	A	Ball St.	74 65			109	A	Akron	97 77
								80	H	Middle Tenn.	81 59			109	H	Akron	81 60
								94	A	Saint Joseph's	66 76			111	A	Eastern Mich.	66 65
														115	H	Memphis	61 64
														116	H	Western Mich.	53 51
														137	A	Buffalo	61 67
														153	A	Loyola Chicago	68 59
														160	A	Illinois	69 74
														173	H	SIUE	78 65
														203	A	Oakland	110 87
														218	A	Ill.-Chicago	63 66
														238	H	Bowling Green	76 75
														244	H	Indiana St.	85 65
														245	H	Northern Ill.	95 63
														257	A	Miami (OH)	72 58
														257	H	Miami (OH)	77 54
														292	N	Rider	76 58
														329	H	Kent St.	81 61
LAST 12 Division I GAMES:																	
				63	A	Ball St.	74 65					257	A	Miami (OH)	72 58		
				238	H	Bowling Green	76 75					32	A	Ohio	84 86		
				111	A	Eastern Mich.	66 65					245	H	Northern Ill.	95 63		
				257	H	Miami (OH)	77 54					109	A	Akron	97 77		
				116	H	Western Mich.	53 51					137	A	Buffalo	61 67		
				109	H	Akron	81 60					329	H	Kent St.	81 61		

Non-Div I Games:

Central Mich.

Average RPI Win:	296	WON-LOST	WINNING	LAST 10	STRENGTH OF	OPP. STRENGTH	TEAM	ADJ.	CONF.	ADJ CONF.
Average RPI Loss:	190	RECORD	PCT. RANK	GAMES	SCHEDULE	OF SCHEDULE	RPI	RPI	RPI	RPI
DIV. I ONLY	8- 12	227	4- 6	338	229	297	297	26	26	
DIV. I NON-CONF.	2- 4	234	0- 0	349	63	341	341	28	28	
TOTALS	RPI 1-25	RPI 26-50	W-L RECORDS	RPI 51-100	RPI 101-150	RPI 150+				
8- 12	0- 0	0- 0	OVERALL	0- 1	0- 3	8- 8				
5- 4	0- 0	0- 0	HOME	0- 0	0- 2	5- 2				
3- 8	0- 0	0- 0	AWAY	0- 1	0- 1	3- 6				
0- 0	0- 0	0- 0	NEUTRAL	0- 0	0- 0	0- 0				
2- 4	0- 0	0- 0	NON-CONFERENCE	0- 1	0- 0	2- 3				
2- 0	0- 0	0- 0	HOME	0- 0	0- 0	2- 0				
0- 4	0- 0	0- 0	AWAY	0- 1	0- 0	0- 3				
0- 0	0- 0	0- 0	NEUTRAL	0- 0	0- 0	0- 0				
6- 8	0- 0	0- 0	CONFERENCE	0- 0	0- 3	6- 5				
3- 4	0- 0	0- 0	HOME	0- 0	0- 2	3- 2				
3- 4	0- 0	0- 0	AWAY	0- 0	0- 1	3- 3				
0- 0	0- 0	0- 0	NEUTRAL	0- 0	0- 0	0- 0				

RPI S	Opponent	Score	RPI S	Opponent	Score	RPI S	Opponent	Score	RPI S	Opponent	Score
						97	A Virginia	65 85	102	A Liberty	40 51
									102	H Liberty	49 59
									143	H UNC Asheville	50 58
									176	A Col. of Charleston	66 81
									213	A Presbyterian	37 52
									213	H Presbyterian	49 63
									214	A Radford	40 55
									226	A Gardner-Webb	55 63
									234	A Clemson	36 43
									242	A High Point	64 62
									269	A Ga. Southern	51 64
									282	H Campbell	65 57
									296	H Coastal Caro.	62 73
									300	H Western Caro.	80 59
									303	H Wofford	74 64
									309	A Longwood	63 54
									309	H Longwood	66 58
									312	A Winthrop	58 50
									312	H Winthrop	54 51
LAST 12 Division I GAMES:											
213	A	Presbyterian	37	52	296	H	Coastal Caro.	62	73		
309	H	Longwood	66	58	226	A	Gardner-Webb	55	63		
102	H	Liberty	49	59	143	H	UNC Asheville	50	58		
312	A	Winthrop	58	50	242	A	High Point	64	62		
282	H	Campbell	65	57	213	H	Presbyterian	49	63		
214	A	Radford	40	55	309	A	Longwood	63	54		

Non-Div I Games: Paine 69 62 Columbia Int'l 67 35 Warner 73 53

Charleston So.

Average RPI Win:	185	WON-LOST	WINNING	LAST 10	STRENGTH OF	OPP. STRENGTH	TEAM	ADJ.	CONF.	ADJ CONF.
Average RPI Loss:	89	RECORD	PCT. RANK	GAMES	SCHEDULE	OF SCHEDULE	RPI	RPI	RPI	RPI
DIV. I ONLY	12- 9	129	5- 5	70	142	92	92	12	12	
DIV. I NON-CONF.	7- 4	110	1- 1	42	163	59	59	10	10	
TOTALS	RPI 1-25	RPI 26-50	W-L RECORDS	RPI 51-100	RPI 101-150	RPI 150+				
12- 9	0- 0	0- 3	OVERALL	1- 3	3- 0	8- 3				
8- 2	0- 0	0- 1	HOME	1- 0	1- 0	6- 1				
3- 7	0- 0	0- 2	AWAY	0- 3	1- 0	2- 2				
1- 0	0- 0	0- 0	NEUTRAL	0- 0	1- 0	0- 0				
7- 4	0- 0	0- 3	NON-CONFERENCE	1- 1	1- 0	5- 0				
4- 1	0- 0	0- 1	HOME	1- 0	0- 0	3- 0				
2- 3	0- 0	0- 2	AWAY	0- 1	0- 0	2- 0				
1- 0	0- 0	0- 0	NEUTRAL	0- 0	1- 0	0- 0				
5- 5	0- 0	0- 0	CONFERENCE	0- 2	2- 0	3- 3				
4- 1	0- 0	0- 0	HOME	0- 0	1- 0	3- 1				
1- 4	0- 0	0- 0	AWAY	0- 2	1- 0	0- 2				
0- 0	0- 0	0- 0	NEUTRAL	0- 0	0- 0	0- 0				

RPI 1-25				RPI 26-50				RPI 51-100				Team's RPI: 92	RPI 101+			
RPI	S	Opponent	Score	RPI	S	Opponent	Score	RPI	S	Opponent	Score		RPI	S	Opponent	Score
				33	A	Missouri	71 88	58	A	Western Ky.	66 77		126	N	Mercer	72 62
				38	H	Miami (FL)	70 77	63	H	Ball St.	72 66		134	A	Marshall	64 61
				40	A	North Carolina St.	65 72	69	A	Elon	83 90		136	H	Southern Miss.	80 59
								80	A	Middle Tenn.	67 72		156	A	Davidson	99 88
													158	A	Old Dominion	85 94
													158	H	Old Dominion	59 71
													163	H	Fla. Atlantic	85 79
													164	H	Louisiana Tech	63 58
													166	A	UAB	57 75
													176	H	Col. of Charleston	89 61
													183	H	Robert Morris	94 73
													262	A	Georgia St.	83 71
													306	H	FIU	87 74
													349	H	N.C. Central	67 52
LAST 12 Division I GAMES:																
				158	A	Old Dominion	85 94	80	A	Middle Tenn.	67 72					
				163	H	Fla. Atlantic	85 79	164	H	Louisiana Tech	63 58					
				306	H	FIU	87 74	136	H	Southern Miss.	80 59					
				58	A	Western Ky.	66 77	158	H	Old Dominion	59 71					
				134	A	Marshall	64 61	33	A	Missouri	71 88					
				166	A	UAB	57 75	156	A	Davidson	99 88					

Non-Div I Games:

Charlotte

■ Loss,
■ Non-Conf,
■ S Site,
■ H Home
■ A Away
N Neutral

Chattanooga

Through Games Of Feb. 10, 2016

Average RPI Win:	192	WON-LOST	WINNING	LAST 10	STRENGTH OF	OPP. STRENGTH	TEAM	ADJ.	CONF.	ADJ CONF.
Average RPI Loss:	50	RECORD	PCT. RANK	GAMES	SCHEDULE	OF SCHEDULE	RPI	RPI	RPI	RPI
DIV. I ONLY	16- 7	70	4- 1	88	102	55	55	17	17	
DIV. I NON-CONF.	9- 5	109	1- 0	17	25	34	34	16	16	
TOTALS	RPI 1-25	RPI 26-50	W-L RECORDS	RPI 51-100	RPI 101-150	RPI 150+				
16- 7	0- 3	0- 2	OVERALL	2- 0	4- 2	10- 0				
11- 1	0- 1	0- 0	HOME	2- 0	3- 0	6- 0				
4- 6	0- 2	0- 2	AWAY	0- 0	1- 2	3- 0				
1- 0	0- 0	0- 0	NEUTRAL	0- 0	0- 0	1- 0				
9- 5	0- 3	0- 2	NON-CONFERENCE	2- 0	3- 0	4- 0				
7- 1	0- 1	0- 0	HOME	2- 0	3- 0	2- 0				
1- 4	0- 2	0- 2	AWAY	0- 0	0- 0	1- 0				
1- 0	0- 0	0- 0	NEUTRAL	0- 0	0- 0	1- 0				
7- 2	0- 0	0- 0	CONFERENCE	0- 0	1- 2	6- 0				
4- 0	0- 0	0- 0	HOME	0- 0	0- 0	4- 0				
3- 2	0- 0	0- 0	AWAY	0- 0	1- 2	2- 0				
0- 0	0- 0	0- 0	NEUTRAL	0- 0	0- 0	0- 0				

RPI 1-25				RPI 26-50				RPI 51-100				RPI 101+			
RPI	S	Opponent	Score	RPI	S	Opponent	Score	RPI	S	Opponent	Score	RPI	S	Opponent	Score
2	H	UConn	31 79	41	A	Indiana	43 54	52	H	Arkansas St.	55 54	110	H	Belmont	62 53
6	A	Stanford	30 73	42	A	South Fla.	33 61	85	H	UT Martin	61 46	121	A	Samford	43 48
15	A	Tennessee	57 59									126	A	Mercer	44 67
												136	H	Southern Miss.	53 48
												144	H	Harvard	62 58
												149	A	ETSU	65 57
												170	H	McNeese St.	68 53
												172	N	East Carolina	72 61
												192	H	Butler	60 49
												214	A	Furman	56 50
												214	H	Furman	61 46
												239	A	UNCW	61 33
												288	H	UNCG	72 61
												300	H	Western Caro.	77 59
												303	A	Wofford	53 40
												303	H	Wofford	65 48
LAST 12 Division I GAMES:															
136	H	Southern Miss.	53 48	288	H	UNCG	72 61								
303	H	Wofford	65 48	300	H	Western Caro.	77 59								
214	H	Furman	61 46	214	A	Furman	56 50								
149	A	ETSU	65 57	303	A	Wofford	53 40								
121	A	Samford	43 48	144	H	Harvard	62 58								
126	A	Mercer	44 67	6	A	Stanford	30 73								

Non-Div I Games:

Chattanooga

■ Loss,
 ■ Non-Conf, S Site,
 ■ Home
 ■ Away
 N Neutral

Average RPI Win:	296	WON-LOST	WINNING	LAST 10	STRENGTH OF	OPP. STRENGTH	TEAM	ADJ.	CONF.	ADJ CONF.
Average RPI Loss:	203	RECORD	PCT. RANK	GAMES	SCHEDULE	OF SCHEDULE	RPI	RPI	RPI	RPI
DIV. I ONLY	4- 19	319	2- 8	314	263	339	339	25	25	
DIV. I NON-CONF.	2- 12	311	0- 3	289	282	339	339	25	25	
TOTALS	RPI 1-25	RPI 26-50	W-L RECORDS	RPI 51-100	RPI 101-150	RPI 150+				
4- 19	0- 1	0- 1	OVERALL	0- 1	0- 1	4- 15				
3- 9	0- 0	0- 1	HOME	0- 1	0- 0	3- 7				
1- 10	0- 1	0- 0	AWAY	0- 0	0- 1	1- 8				
0- 0	0- 0	0- 0	NEUTRAL	0- 0	0- 0	0- 0				
2- 12	0- 1	0- 1	NON-CONFERENCE	0- 0	0- 1	2- 9				
1- 6	0- 0	0- 1	HOME	0- 0	0- 0	1- 5				
1- 6	0- 1	0- 0	AWAY	0- 0	0- 1	1- 4				
0- 0	0- 0	0- 0	NEUTRAL	0- 0	0- 0	0- 0				
2- 7	0- 0	0- 0	CONFERENCE	0- 1	0- 0	2- 6				
2- 3	0- 0	0- 0	HOME	0- 1	0- 0	2- 2				
0- 4	0- 0	0- 0	AWAY	0- 0	0- 0	0- 4				
0- 0	0- 0	0- 0	NEUTRAL	0- 0	0- 0	0- 0				

RPI S	Opponent	Score	RPI S	Opponent	Score	RPI S	Opponent	Score	RPI S	Opponent	Score	Team's RPI: 339
19	A DePaul	42 88	45	H Kansas St.	54 63	100	H New Mexico St.	60 70	116	A Western Mich.	56 65	
									160	A Illinois	36 67	
									174	H Milwaukee	48 55	
									188	H UTRGV	56 64	
									203	H Oakland	51 74	
									218	H Ill.-Chicago	47 51	
									220	A Utah Valley	46 74	
									228	A Western Ill.	50 88	
									232	A Grand Canyon	36 74	
									245	H Northern Ill.	50 68	
									246	A CSU Bakersfield	43 76	
									246	H CSU Bakersfield	61 74	
									251	A Seattle	45 59	
									251	H Seattle	57 49	
									295	H Morehead St.	75 71	
									310	H UMKC	77 72	
									313	H Bradley	60 66	
									314	A Illinois St.	53 57	
									327	A Jackson St.	76 59	
									331	A IPFW	51 62	
LAST 12 Division I GAMES:												
246	H	CSU Bakersfield	61	74	188	H	UTRGV	56	64			
251	H	Seattle	57	49	251	A	Seattle	45	59			
310	H	UMKC	77	72	246	A	CSU Bakersfield	43	76			
220	A	Utah Valley	46	74	174	H	Milwaukee	48	55			
232	A	Grand Canyon	36	74	245	H	Northern Ill.	50	68			
100	H	New Mexico St.	60	70	314	A	Illinois St.	53	57			

Non-Div I Games:

Chicago St.

■ Loss,
■ Non-Conf,
■ S Site,
■ H Home
■ A Away
N Neutral

Average RPI Win:	243	WON-LOST	WINNING	LAST 10	STRENGTH OF	OPP. STRENGTH	TEAM	ADJ.	CONF.	ADJ CONF.
Average RPI Loss:	88	RECORD	PCT. RANK	GAMES	SCHEDULE	OF SCHEDULE	RPI	RPI	RPI	RPI
DIV. I ONLY	7- 16	273	2- 8	83	78	204	204	8	8	
DIV. I NON-CONF.	4- 7	222	0- 0	22	83	163	163	7	7	
TOTALS	RPI 1-25	RPI 26-50	W-L RECORDS	RPI 51-100	RPI 101-150	RPI 150+				
7- 16	0- 4	0- 2	OVERALL	0- 3	1- 3	6- 4				
5- 7	0- 2	0- 0	HOME	0- 2	1- 1	4- 2				
2- 7	0- 0	0- 2	AWAY	0- 1	0- 2	2- 2				
0- 2	0- 2	0- 0	NEUTRAL	0- 0	0- 0	0- 0				
4- 7	0- 3	0- 1	NON-CONFERENCE	0- 1	1- 1	3- 1				
4- 2	0- 1	0- 0	HOME	0- 1	1- 0	3- 0				
0- 3	0- 0	0- 1	AWAY	0- 0	0- 1	0- 1				
0- 2	0- 2	0- 0	NEUTRAL	0- 0	0- 0	0- 0				
3- 9	0- 1	0- 1	CONFERENCE	0- 2	0- 2	3- 3				
1- 5	0- 1	0- 0	HOME	0- 1	0- 1	1- 2				
2- 4	0- 0	0- 1	AWAY	0- 1	0- 1	2- 1				
0- 0	0- 0	0- 0	NEUTRAL	0- 0	0- 0	0- 0				

RPI 1-25				RPI 26-50				RPI 51-100				RPI 101+ Team's RPI: 204			
RPI	S	Opponent	Score	RPI	S	Opponent	Score	RPI	S	Opponent	Score	RPI	S	Opponent	Score
2	H	UConn	45 107	27	A	Georgia	42 60	59	A	Temple	51 74	115	A	Memphis	51 54
4	N	Baylor	34 72	42	A	South Fla.	49 82	59	H	Temple	49 74	115	H	Memphis	47 64
5	H	Ohio St.	76 105					85	H	UT Martin	57 63	133	A	Xavier	56 65
12	N	Michigan St.	63 103									147	H	Northern Ky.	71 68
												154	H	SMU	55 73
												161	A	Detroit	68 77
												172	A	East Carolina	60 63
												184	A	Tulsa	55 53
												238	H	Bowling Green	54 51
												254	H	Houston	56 50
												264	A	UCF	68 50
												264	H	UCF	60 80
												275	H	Saint Francis (PA)	93 86
												337	H	Eastern Ill.	70 57
LAST 12 Division I GAMES:															
59	H	Temple	49 74	264	H	UCF	60 80								
115	A	Memphis	51 54	184	A	Tulsa	55 53								
42	A	South Fla.	49 82	59	A	Temple	51 74								
254	H	Houston	56 50	115	H	Memphis	47 64								
154	H	SMU	55 73	264	A	UCF	68 50								
172	A	East Carolina	60 63	2	H	UConn	45 107								

Non-Div I Games:

Cincinnati

■ Loss,
■ Non-Conf,
■ S Site,
■ H Home
■ A Away
N Neutral

Average RPI Win:	257	WON-LOST	WINNING	LAST 10	STRENGTH OF	OPP. STRENGTH	TEAM	ADJ.	CONF.	ADJ CONF.
Average RPI Loss:	108	RECORD	PCT. RANK	GAMES	SCHEDULE	OF SCHEDULE	RPI	RPI	RPI	RPI
DIV. I ONLY	4- 19	319	0- 10	45	128	234	234	5	5	
DIV. I NON-CONF.	4- 9	245	1- 1	134	335	256	256	5	5	
TOTALS	RPI 1-25	RPI 26-50	W-L RECORDS	RPI 51-100	RPI 101-150	RPI 150+				
4- 19	0- 4	0- 3	OVERALL	0- 4	1- 3	3- 5				
3- 9	0- 2	0- 2	HOME	0- 1	1- 1	2- 3				
1- 8	0- 2	0- 1	AWAY	0- 3	0- 1	1- 1				
0- 2	0- 0	0- 0	NEUTRAL	0- 0	0- 1	0- 1				
4- 9	0- 1	0- 0	NON-CONFERENCE	0- 2	1- 1	3- 5				
3- 4	0- 1	0- 0	HOME	0- 0	1- 0	2- 3				
1- 3	0- 0	0- 0	AWAY	0- 2	0- 0	1- 1				
0- 2	0- 0	0- 0	NEUTRAL	0- 0	0- 1	0- 1				
0- 10	0- 3	0- 3	CONFERENCE	0- 2	0- 2	0- 0				
0- 5	0- 1	0- 2	HOME	0- 1	0- 1	0- 0				
0- 5	0- 2	0- 1	AWAY	0- 1	0- 1	0- 0				
0- 0	0- 0	0- 0	NEUTRAL	0- 0	0- 0	0- 0				

RPI 1-25				RPI 26-50				RPI 51-100				RPI 101+ Team's RPI: 234			
RPI	S	Opponent	Score	RPI	S	Opponent	Score	RPI	S	Opponent	Score	RPI	S	Opponent	Score
3	H	South Carolina	41 67	28	A	Syracuse	62 83	61	A	Oregon	56 69	107	A	North Carolina	56 72
14	A	Florida St.	56 75	38	H	Miami (FL)	49 83	75	H	Georgia Tech	63 76	137	N	Buffalo	51 61
14	H	Florida St.	40 85	43	H	Duke	43 72	88	A	Maine	42 75	143	H	UNC Asheville	67 49
16	A	Louisville	33 75					93	A	Virginia Tech	49 79	145	H	Pittsburgh	56 59
												192	N	Butler	50 54
												197	H	William & Mary	41 58
												214	A	Furman	49 70
												272	A	Tennessee Tech	71 53
												296	H	Coastal Caro.	47 63
												297	H	Charleston So.	43 36
												299	H	Florida A&M	68 77
												315	H	South Carolina St.	63 54
LAST 12 Division I GAMES:															
14	A	Florida St.	56 75	93	A	Virginia Tech	49 79	14	H	Florida St.	40 85				
28	A	Syracuse	62 83	38	H	Miami (FL)	49 83	107	A	North Carolina	56 72				
145	H	Pittsburgh	56 59	75	H	Georgia Tech	63 76	299	H	Florida A&M	68 77				
16	A	Louisville	33 75	43	H	Duke	43 72	143	H	UNC Asheville	67 49				

Non-Div I Games:

Clemson

■ Loss,
■ Non-Conf, S Site,
■ Home
■ Away
N Neutral

Average RPI Win:	240	WON-LOST	WINNING	LAST 10	STRENGTH OF	OPP. STRENGTH	TEAM	ADJ.	CONF.	ADJ CONF.
Average RPI Loss:	167	RECORD	PCT. RANK	GAMES	SCHEDULE	OF SCHEDULE	RPI	RPI	RPI	RPI
DIV. I ONLY	5- 16	294	1- 2	214	195	302	302	14	14	
DIV. I NON-CONF.	3- 7	248	0- 1	319	265	318	318	15	15	
TOTALS	RPI 1-25	RPI 26-50	W-L RECORDS	RPI 51-100	RPI 101-150	RPI 150+				
5- 16	0- 1	0- 0	OVERALL	0- 2	1- 4	4- 9				
4- 7	0- 1	0- 0	HOME	0- 1	1- 2	3- 3				
1- 7	0- 0	0- 0	AWAY	0- 0	0- 2	1- 5				
0- 2	0- 0	0- 0	NEUTRAL	0- 1	0- 0	0- 1				
3- 7	0- 0	0- 0	NON-CONFERENCE	0- 2	0- 2	3- 3				
2- 2	0- 0	0- 0	HOME	0- 1	0- 0	2- 1				
1- 3	0- 0	0- 0	AWAY	0- 0	0- 2	1- 1				
0- 2	0- 0	0- 0	NEUTRAL	0- 1	0- 0	0- 1				
2- 9	0- 1	0- 0	CONFERENCE	0- 0	1- 2	1- 6				
2- 5	0- 1	0- 0	HOME	0- 0	1- 2	1- 2				
0- 4	0- 0	0- 0	AWAY	0- 0	0- 0	0- 4				
0- 0	0- 0	0- 0	NEUTRAL	0- 0	0- 0	0- 0				

RPI 1-25				RPI 26-50				RPI 51-100				RPI 101+ Team's RPI: 302			
RPI	S	Opponent	Score	RPI	S	Opponent	Score	RPI	S	Opponent	Score	RPI	S	Opponent	Score
20	H	Green Bay	45 66					79	N	Saint Louis	65 76	101	H	Wright St.	65 93
								90	H	Bucknell	57 59	108	A	Toledo	53 66
												110	A	Belmont	58 76
												122	H	Youngstown St.	75 68
												147	H	Northern Ky.	51 83
												161	A	Detroit	68 82
												161	H	Detroit	60 66
												174	H	Milwaukee	46 62
												203	A	Oakland	69 79
												203	H	Oakland	88 75
												209	A	Valparaiso	59 66
												218	A	Ill.-Chicago	62 80
												238	H	Bowling Green	69 48
												288	N	UNCG	51 55
												289	A	Niagara	72 73
												306	H	FIU	64 57
												318	H	Evansville	63 72
												329	A	Kent St.	60 49
LAST 12 Division I GAMES:															
288	N	UNCG	51 55	209	A	Valparaiso	59 66								
203	H	Oakland	88 75	122	H	Youngstown St.	75 68								
161	H	Detroit	60 66	174	H	Milwaukee	46 62								
101	H	Wright St.	65 93	20	H	Green Bay	45 66								
147	H	Northern Ky.	51 83	161	A	Detroit	68 82								
218	A	Ill.-Chicago	62 80	203	A	Oakland	69 79								

Non-Div I Games:

Cleveland St.

■ Loss,
 ■ Non-Conf,
 ■ S Site,
 ■ H Home
 ■ A Away
 N Neutral

Average RPI Win:	260	WON-LOST	WINNING	LAST 10	STRENGTH OF	OPP. STRENGTH	TEAM	ADJ.	CONF.	ADJ CONF.
Average RPI Loss:	205	RECORD	PCT. RANK	GAMES	SCHEDULE	OF SCHEDULE	RPI	RPI	RPI	RPI
DIV. I ONLY	5- 14	285	3- 7	264	314	296	296	26	26	
DIV. I NON-CONF.	2- 4	234	1- 0	287	238	276	276	28	28	
TOTALS	RPI 1-25	RPI 26-50	W-L RECORDS	RPI 51-100	RPI 101-150	RPI 150+				
5- 14	0- 0	0- 0	OVERALL	0- 1	0- 4	5- 9				
2- 5	0- 0	0- 0	HOME	0- 0	0- 2	2- 3				
3- 6	0- 0	0- 0	AWAY	0- 0	0- 1	3- 5				
0- 3	0- 0	0- 0	NEUTRAL	0- 1	0- 1	0- 1				
2- 4	0- 0	0- 0	NON-CONFERENCE	0- 1	0- 1	2- 2				
1- 0	0- 0	0- 0	HOME	0- 0	0- 0	1- 0				
1- 1	0- 0	0- 0	AWAY	0- 0	0- 0	1- 1				
0- 3	0- 0	0- 0	NEUTRAL	0- 1	0- 1	0- 1				
3- 10	0- 0	0- 0	CONFERENCE	0- 0	0- 3	3- 7				
1- 5	0- 0	0- 0	HOME	0- 0	0- 2	1- 3				
2- 5	0- 0	0- 0	AWAY	0- 0	0- 1	2- 4				
0- 0	0- 0	0- 0	NEUTRAL	0- 0	0- 0	0- 0				

RPI S	Opponent	Score	RPI S	Opponent	Score	RPI S	Opponent	Score	RPI S	Opponent	Score	Team's RPI: 296
						78 N	Hofstra	40 82	102 H	Liberty	63 65	
									123 N	Wake Forest	52 81	
									143 A	UNC Asheville	69 77	
									143 H	UNC Asheville	52 63	
									213 A	Presbyterian	42 66	
									214 A	Radford	45 61	
									214 H	Radford	36 49	
									226 A	Gardner-Webb	59 56	
									234 A	Clemson	63 47	
									242 A	High Point	52 53	
									242 H	High Point	79 53	
									256 N	Sacred Heart	62 71	
									275 A	Saint Francis (PA)	74 106	
									282 A	Campbell	52 73	
									282 H	Campbell	70 83	
									297 A	Charleston So.	73 62	
									303 H	Wofford	83 69	
									309 H	Longwood	48 56	
LAST 12 Division I GAMES:												
242 H	High Point	79 53	297 A	Charleston So.	73 62							
143 A	UNC Asheville	69 77	242 A	High Point	52 53							
214 H	Radford	36 49	309 H	Longwood	48 56							
282 A	Campbell	52 73	226 A	Gardner-Webb	59 56							
213 A	Presbyterian	42 66	214 A	Radford	45 61							
102 H	Liberty	63 65	303 H	Wofford	83 69							

Non-Div I Games: Allen 86 45 Warren Wilson 100 49 Mid-Atlantic Christ 105 15

Coastal Caro.

Loss, Non-Conf, S Site, H Home A Away N Neutral

Average RPI Win:	233	WON-LOST	WINNING	LAST 10	STRENGTH OF	OPP. STRENGTH	TEAM	ADJ.	CONF.	ADJ CONF.
Average RPI Loss:	99	RECORD	PCT. RANK	GAMES	SCHEDULE	OF SCHEDULE	RPI	RPI	RPI	RPI
DIV. I ONLY	9- 12	209	4- 6	102	162	176	176	13	13	
DIV. I NON-CONF.	5- 6	180	1- 1	101	231	168	168	12	12	
TOTALS	RPI 1-25	RPI 26-50	W-L RECORDS	RPI 51-100	RPI 101-150	RPI 150+				
9- 12	0- 1	0- 0	OVERALL	1- 7	0- 2	8- 2				
6- 5	0- 1	0- 0	HOME	1- 2	0- 0	5- 2				
3- 7	0- 0	0- 0	AWAY	0- 5	0- 2	3- 0				
0- 0	0- 0	0- 0	NEUTRAL	0- 0	0- 0	0- 0				
5- 6	0- 1	0- 0	NON-CONFERENCE	0- 3	0- 2	5- 0				
4- 2	0- 1	0- 0	HOME	0- 1	0- 0	4- 0				
1- 4	0- 0	0- 0	AWAY	0- 2	0- 2	1- 0				
0- 0	0- 0	0- 0	NEUTRAL	0- 0	0- 0	0- 0				
4- 6	0- 0	0- 0	CONFERENCE	1- 4	0- 0	3- 2				
2- 3	0- 0	0- 0	HOME	1- 1	0- 0	1- 2				
2- 3	0- 0	0- 0	AWAY	0- 3	0- 0	2- 0				
0- 0	0- 0	0- 0	NEUTRAL	0- 0	0- 0	0- 0				

RPI 1-25				RPI 26-50				RPI 51-100				RPI 101+ Team's RPI: 176			
RPI	S	Opponent	Score	RPI	S	Opponent	Score	RPI	S	Opponent	Score	RPI	S	Opponent	Score
16	H	Louisville	67 71					53	A	James Madison	61 83	126	A	Mercer	58 66
								58	H	Western Ky.	44 78	127	A	Boise St.	38 61
								69	A	Elon	41 52	190	A	Weber St.	50 42
								78	H	Hofstra	58 62	194	H	Delaware	47 63
								83	A	Drexel	54 66	195	H	Northeastern	49 52
								83	H	Drexel	49 46	197	A	William & Mary	55 51
								92	A	Charlotte	61 89	236	H	Appalachian St.	60 50
								93	A	Virginia Tech	47 81	239	A	UNCW	64 53
												254	H	Houston	55 48
												291	H	Towson	67 55
												297	H	Charleston So.	81 66
												312	H	Winthrop	77 63
LAST 12 Division I GAMES:															
83	H	Drexel	49 46	194	H	Delaware	47 63								
195	H	Northeastern	49 52	78	H	Hofstra	58 62								
291	H	Towson	67 55	53	A	James Madison	61 83								
197	A	William & Mary	55 51	83	A	Drexel	54 66								
69	A	Elon	41 52	126	A	Mercer	58 66								
239	A	UNCW	64 53	312	H	Winthrop	77 63								

Non-Div I Games:

Col. of Charleston

■ Loss,
 ■ Non-Conf, S Site,
 ■ Home
 ■ Away
 N Neutral

Average RPI Win: 307	WON-LOST	WINNING	LAST 10	STRENGTH OF	OPP. STRENGTH	TEAM	ADJ.	CONF.	ADJ CONF.
Average RPI Loss: 177	RECORD	PCT. RANK	GAMES	SCHEDULE	OF SCHEDULE	RPI	RPI	RPI	RPI
DIV. I ONLY	4- 18	315	1- 9	191	266	298	298	28	28
DIV. I NON-CONF.	2- 8	290	1- 0	118	158	254	254	29	29
TOTALS	RPI 1-25	RPI 26-50	W-L RECORDS	RPI 51-100	RPI 101-150	RPI 150+			
4- 18	0- 2	0- 1	OVERALL	0- 4	0- 0	4- 11			
1- 10	0- 1	0- 1	HOME	0- 3	0- 0	1- 5			
3- 8	0- 1	0- 0	AWAY	0- 1	0- 0	3- 6			
0- 0	0- 0	0- 0	NEUTRAL	0- 0	0- 0	0- 0			
2- 8	0- 2	0- 1	NON-CONFERENCE	0- 1	0- 0	2- 4			
1- 4	0- 1	0- 1	HOME	0- 1	0- 0	1- 1			
1- 4	0- 1	0- 0	AWAY	0- 0	0- 0	1- 3			
0- 0	0- 0	0- 0	NEUTRAL	0- 0	0- 0	0- 0			
2- 10	0- 0	0- 0	CONFERENCE	0- 3	0- 0	2- 7			
0- 6	0- 0	0- 0	HOME	0- 2	0- 0	0- 4			
2- 4	0- 0	0- 0	AWAY	0- 1	0- 0	2- 3			
0- 0	0- 0	0- 0	NEUTRAL	0- 0	0- 0	0- 0			

RPI 1-25				RPI 26-50				RPI 51-100				RPI 101+ Team's RPI: 298			
RPI	S	Opponent	Score	RPI	S	Opponent	Score	RPI	S	Opponent	Score	RPI	S	Opponent	Score
2	H	UConn	50 94	30	H	St. Bonaventure	38 62	74	A	Army West Point	55 67	165	A	Cornell	60 73
19	A	DePaul	46 96					74	H	Army West Point	55 78	210	A	Binghamton	56 63
								87	H	Gonzaga	50 80	224	H	Siena	52 50
								90	H	Bucknell	51 71	253	A	Navy	41 51
												253	H	Navy	58 62
												255	H	Loyola Maryland	49 65
												261	A	Holy Cross	61 70
												261	H	Holy Cross	71 80
												265	A	American	56 64
												265	H	American	37 49
												286	H	Monmouth	80 86
												325	A	LIU Brooklyn	63 53
												329	A	Kent St.	71 76
												332	A	Lafayette	72 59
												348	A	Boston U.	72 63
LAST 12 Division I GAMES:															
74	H	Army West Point	55 78	90	H	Bucknell	51 71	74	A	Army West Point	55 67	253	A	Navy	41 51
253	H	Navy	58 62	74	A	Army West Point	55 67	261	H	Holy Cross	71 80	265	H	American	37 49
261	A	Holy Cross	61 70	253	A	Navy	41 51	265	H	American	37 49	224	H	Siena	52 50
265	A	American	56 64	261	H	Holy Cross	71 80								
255	H	Loyola Maryland	49 65	265	H	American	37 49								
348	A	Boston U.	72 63	224	H	Siena	52 50								

Non-Div I Games:

Colgate

Colorado

Through Games Of Feb. 10, 2016

Average RPI Win:	194	WON-LOST	WINNING	LAST 10	STRENGTH OF	OPP. STRENGTH	TEAM	ADJ.	CONF.	ADJ CONF.
Average RPI Loss:	62	RECORD	PCT. RANK	GAMES	SCHEDULE	OF SCHEDULE	RPI	RPI	RPI	RPI
DIV. I ONLY	6- 17	288	1- 9	19	29	179	179	1	1	
DIV. I NON-CONF.	5- 6	180	0- 0	56	182	162	162	1	1	
TOTALS	RPI 1-25	RPI 26-50	W-L RECORDS	RPI 51-100	RPI 101-150	RPI 150+				
6- 17	0- 6	1- 2	OVERALL	0- 6	0- 2	5- 1				
6- 8	0- 3	1- 2	HOME	0- 3	0- 0	5- 0				
0- 9	0- 3	0- 0	AWAY	0- 3	0- 2	0- 1				
0- 0	0- 0	0- 0	NEUTRAL	0- 0	0- 0	0- 0				
5- 6	0- 2	0- 1	NON-CONFERENCE	0- 1	0- 1	5- 1				
5- 2	0- 1	0- 1	HOME	0- 0	0- 0	5- 0				
0- 4	0- 1	0- 0	AWAY	0- 1	0- 1	0- 1				
0- 0	0- 0	0- 0	NEUTRAL	0- 0	0- 0	0- 0				
1- 11	0- 4	1- 1	CONFERENCE	0- 5	0- 1	0- 0				
1- 6	0- 2	1- 1	HOME	0- 3	0- 0	0- 0				
0- 5	0- 2	0- 0	AWAY	0- 2	0- 1	0- 0				
0- 0	0- 0	0- 0	NEUTRAL	0- 0	0- 0	0- 0				

RPI S Opponent Score	RPI S Opponent Score	RPI S Opponent Score	RPI S Opponent Score
6 A Stanford 56 71	26 H Southern California 66 63	54 A Colorado St. 63 64	104 A Arizona 52 63
7 H Oregon St. 47 61	33 H Missouri 75 79	61 H Oregon 46 59	148 A Long Beach St. 42 59
9 A Arizona St. 37 64	37 H Washington 74 76	68 H Washington St. 66 74	168 H Northern Colo. 63 41
10 H UCLA 64 82		71 A Utah 55 71	213 H Presbyterian 72 60
22 H Florida 61 83		71 H Utah 68 76	241 H Loyola Marymount 92 81
23 A Kentucky 61 86		77 A California 35 64	249 A Wyoming 68 77
			258 H Massachusetts 90 63
			260 H Northern Ariz. 90 66
LAST 12 Division I GAMES:			
71 H Utah 68 76	104 A Arizona 52 63		
71 A Utah 55 71	9 A Arizona St. 37 64		
26 H Southern California 66 63	6 A Stanford 56 71		
10 H UCLA 64 82	77 A California 35 64		
7 H Oregon St. 47 61	68 H Washington St. 66 74		
61 H Oregon 46 59	37 H Washington 74 76		

Non-Div I Games:

Colorado

Loss, Non-Conf, S Site, H Home A Away N Neutral

Average RPI Win:	219	WON-LOST	WINNING	LAST 10	STRENGTH OF	OPP. STRENGTH	TEAM	ADJ.	CONF.	ADJ CONF.
Average RPI Loss:	44	RECORD	PCT. RANK	GAMES	SCHEDULE	OF SCHEDULE	RPI	RPI	RPI	RPI
DIV. I ONLY	19- 1	6	10- 0	260	191	54	54	19	19	
DIV. I NON-CONF.	8- 1	23	1- 0	212	180	47	47	20	20	
TOTALS	RPI 1-25	RPI 26-50	W-L RECORDS	RPI 51-100	RPI 101-150	RPI 150+				
19- 1	1- 0	0- 1	OVERALL	0- 0	2- 0	16- 0				
9- 0	1- 0	0- 0	HOME	0- 0	1- 0	7- 0				
9- 1	0- 0	0- 1	AWAY	0- 0	1- 0	8- 0				
1- 0	0- 0	0- 0	NEUTRAL	0- 0	0- 0	1- 0				
8- 1	1- 0	0- 1	NON-CONFERENCE	0- 0	0- 0	7- 0				
4- 0	1- 0	0- 0	HOME	0- 0	0- 0	3- 0				
3- 1	0- 0	0- 1	AWAY	0- 0	0- 0	3- 0				
1- 0	0- 0	0- 0	NEUTRAL	0- 0	0- 0	1- 0				
11- 0	0- 0	0- 0	CONFERENCE	0- 0	2- 0	9- 0				
5- 0	0- 0	0- 0	HOME	0- 0	1- 0	4- 0				
6- 0	0- 0	0- 0	AWAY	0- 0	1- 0	5- 0				
0- 0	0- 0	0- 0	NEUTRAL	0- 0	0- 0	0- 0				

RPI 1-25				RPI 26-50				RPI 51-100				Team's RPI: 54				RPI 101+			
RPI	S	Opponent	Score	RPI	S	Opponent	Score	RPI	S	Opponent	Score	RPI	S	Opponent	Score	RPI	S	Opponent	Score
13	H	BYU	61 55	44	A	Penn	48 49									127	A	Boise St.	83 51
																127	H	Boise St.	68 64
																168	A	Northern Colo.	62 46
																179	H	Colorado	64 63
																193	A	UNLV	64 56
																200	A	San Jose St.	80 78
																200	H	San Jose St.	76 54
																216	N	Morgan St.	54 36
																221	A	Utah St.	69 49
																225	H	Montana	75 43
																248	A	San Diego St.	60 57
																248	H	San Diego St.	70 54
																249	H	Wyoming	63 42
																253	A	Navy	82 73
																307	A	Denver	74 46
																322	H	Incarnate Word	60 37
																326	A	Nevada	64 37
																341	H	Air Force	71 47
LAST 12 Division I GAMES:																			
				127	A	Boise St.	83 51					221	A	Utah St.	69 49				
				326	A	Nevada	64 37					248	A	San Diego St.	60 57				
				248	H	San Diego St.	70 54					200	H	San Jose St.	76 54				
				249	H	Wyoming	63 42					193	A	UNLV	64 56				
				200	A	San Jose St.	80 78					127	H	Boise St.	68 64				
				341	H	Air Force	71 47					307	A	Denver	74 46				

Non-Div I Games: Okla. Panhandle 90 45 Western St. 84 42

Colorado St.

■ Loss,
 ■ Non-Conf, S Site,
 ■ Home
 ■ Away
 N Neutral

Average RPI Win: 268	WON-LOST	WINNING	LAST 10	STRENGTH OF	OPP. STRENGTH	TEAM	ADJ.	CONF.	ADJ CONF.
Average RPI Loss: 145	RECORD	PCT. RANK	GAMES	SCHEDULE	OF SCHEDULE	RPI	RPI	RPI	RPI
DIV. I ONLY	11- 9	143	4- 5	289	252	231	231	10	10
DIV. I NON-CONF.	10- 4	86	4- 1	305	314	170	170	11	11
TOTALS	RPI 1-25	RPI 26-50	W-L RECORDS	RPI 51-100	RPI 101-150	RPI 150+			
11- 9	0- 1	0- 0	OVERALL	0- 0	1- 3	10- 5			
7- 5	0- 0	0- 0	HOME	0- 0	1- 2	6- 3			
4- 3	0- 1	0- 0	AWAY	0- 0	0- 0	4- 2			
0- 1	0- 0	0- 0	NEUTRAL	0- 0	0- 1	0- 0			
10- 4	0- 1	0- 0	NON-CONFERENCE	0- 0	0- 2	10- 1			
6- 1	0- 0	0- 0	HOME	0- 0	0- 1	6- 0			
4- 2	0- 1	0- 0	AWAY	0- 0	0- 0	4- 1			
0- 1	0- 0	0- 0	NEUTRAL	0- 0	0- 1	0- 0			
1- 5	0- 0	0- 0	CONFERENCE	0- 0	1- 1	0- 4			
1- 4	0- 0	0- 0	HOME	0- 0	1- 1	0- 3			
0- 1	0- 0	0- 0	AWAY	0- 0	0- 0	0- 1			
0- 0	0- 0	0- 0	NEUTRAL	0- 0	0- 0	0- 0			

RPI 1-25			RPI 26-50			RPI 51-100			RPI 101+ Team's RPI: 231		
RPI	S	Opponent	Score	RPI	S	Opponent	Score	RPI	S	Opponent	Score
9	A	Arizona St.	49 70					106	H	Yale	77 71
								108	N	Toledo	75 88
								113	H	Stony Brook	71 79
								144	H	Harvard	66 69
								152	H	Brown	63 73
								165	A	Cornell	73 84
								165	H	Cornell	59 66
								180	A	UMBC	70 68
								181	A	Rhode Island	56 57
								210	H	Binghamton	71 64
								255	H	Loyola Maryland	63 53
								270	H	Dartmouth	73 76
								275	H	Saint Francis (PA)	82 78
								287	H	Vermont	73 56
								311	A	Fairleigh Dickinson	87 83
								316	A	UMass Lowell	67 57
								325	A	LIU Brooklyn	84 74
								342	H	Wagner	67 48
								343	H	NJIT	72 52
LAST 12 Division I GAMES:											
152	H	Brown	63 73	343	H	NJIT	72 52				
106	H	Yale	77 71	311	A	Fairleigh Dickinson	87 83				
144	H	Harvard	66 69	342	H	Wagner	67 48				
270	H	Dartmouth	73 76	325	A	LIU Brooklyn	84 74				
165	A	Cornell	73 84	181	A	Rhode Island	56 57				
165	H	Cornell	59 66	210	H	Binghamton	71 64				

Non-Div I Games: Central Penn 102 18

Columbia

Average RPI Win:	317	WON-LOST	WINNING	LAST 10	STRENGTH OF	OPP. STRENGTH	TEAM	ADJ.	CONF.	ADJ CONF.
Average RPI Loss:	153	RECORD	PCT. RANK	GAMES	SCHEDULE	OF SCHEDULE	RPI	RPI	RPI	RPI
DIV. I ONLY	7- 13	249	4- 5	247	286	252	252	30	30	
DIV. I NON-CONF.	3- 8	258	1- 1	91	136	191	191	30	30	
TOTALS	RPI 1-25	RPI 26-50	W-L RECORDS	RPI 51-100	RPI 101-150	RPI 150+				
7- 13	0- 0	0- 3	OVERALL	0- 4	0- 0	7- 6				
4- 1	0- 0	0- 0	HOME	0- 0	0- 0	4- 1				
2- 11	0- 0	0- 3	AWAY	0- 3	0- 0	2- 5				
1- 1	0- 0	0- 0	NEUTRAL	0- 1	0- 0	1- 0				
3- 8	0- 0	0- 3	NON-CONFERENCE	0- 4	0- 0	3- 1				
1- 1	0- 0	0- 0	HOME	0- 0	0- 0	1- 1				
1- 6	0- 0	0- 3	AWAY	0- 3	0- 0	1- 0				
1- 1	0- 0	0- 0	NEUTRAL	0- 1	0- 0	1- 0				
4- 5	0- 0	0- 0	CONFERENCE	0- 0	0- 0	4- 5				
3- 0	0- 0	0- 0	HOME	0- 0	0- 0	3- 0				
1- 5	0- 0	0- 0	AWAY	0- 0	0- 0	1- 5				
0- 0	0- 0	0- 0	NEUTRAL	0- 0	0- 0	0- 0				

RPI S	Opponent	Score	RPI S	Opponent	Score	RPI S	Opponent	Score	RPI S	Opponent	Score	Team's RPI: 252
28	A Syracuse	56 88	56	N Auburn	54 69	180	H UMBC	61 68				
34	A West Virginia	64 96	93	A Virginia Tech	39 72	216	A Morgan St.	51 72				
38	A Miami (FL)	59 78	97	A Virginia	40 75	247	A Bethune-Cookman	56 69				
			98	A VCU	42 73	273	H N.C. A&T	65 59				
						291	A Towson	81 69				
						294	A Savannah St.	55 57				
						299	A Florida A&M	73 79				
						315	A South Carolina St.	63 67				
						317	H UMES	61 54				
						324	A Howard	83 67				
						332	N Lafayette	64 57				
						338	H Mt. St. Mary's	66 55				
						346	H Norfolk St.	69 44				
LAST 12 Division I GAMES:												
294	A Savannah St.	55 57	247	A Bethune-Cookman	56 69							
315	A South Carolina St.	63 67	324	A Howard	83 67							
216	A Morgan St.	51 72	346	H Norfolk St.	69 44							
317	H UMES	61 54	332	N Lafayette	64 57							
273	H N.C. A&T	65 59	97	A Virginia	40 75							
299	A Florida A&M	73 79	56	N Auburn	54 69							

Non-Div I Games: Bowie St.

63 64

Coppin St.

Average RPI Win: 241	WON-LOST	WINNING	LAST 10	STRENGTH OF	OPP. STRENGTH	TEAM	ADJ.	CONF.	ADJ CONF.
Average RPI Loss: 154	RECORD	PCT. RANK	GAMES	SCHEDULE	OF SCHEDULE	RPI	RPI	RPI	RPI
DIV. I ONLY	13- 7	97	8- 2	272	225	165	165	10	10
DIV. I NON-CONF.	8- 6	136	4- 2	292	272	201	201	11	11
<hr/>									
TOTALS	RPI 1-25	RPI 26-50	W-L RECORDS	RPI 51-100	RPI 101-150	RPI 150+			
13- 7	0- 1	0- 0	OVERALL	0- 0	1- 4	12- 2			
10- 2	0- 0	0- 0	HOME	0- 0	1- 2	9- 0			
3- 5	0- 1	0- 0	AWAY	0- 0	0- 2	3- 2			
0- 0	0- 0	0- 0	NEUTRAL	0- 0	0- 0	0- 0			
8- 6	0- 1	0- 0	NON-CONFERENCE	0- 0	0- 3	8- 2			
6- 1	0- 0	0- 0	HOME	0- 0	0- 1	6- 0			
2- 5	0- 1	0- 0	AWAY	0- 0	0- 2	2- 2			
0- 0	0- 0	0- 0	NEUTRAL	0- 0	0- 0	0- 0			
5- 1	0- 0	0- 0	CONFERENCE	0- 0	1- 1	4- 0			
4- 1	0- 0	0- 0	HOME	0- 0	1- 1	3- 0			
1- 0	0- 0	0- 0	AWAY	0- 0	0- 0	1- 0			
0- 0	0- 0	0- 0	NEUTRAL	0- 0	0- 0	0- 0			

RPI 1-25				RPI 26-50				RPI 51-100				RPI 101+ Team's RPI: 165			
RPI	S	Opponent	Score	RPI	S	Opponent	Score	RPI	S	Opponent	Score	RPI	S	Opponent	Score
6	A	Stanford	38 93									106	H	Yale	74 63
												113	H	Stony Brook	49 58
												134	A	Marshall	47 73
												137	A	Buffalo	41 59
												144	H	Harvard	56 65
												152	H	Brown	85 70
												208	H	Fairfield	59 35
												210	H	Binghamton	64 57
												211	A	Bryant	70 62
												222	A	Hartford	50 53
												231	A	Columbia	66 59
												231	H	Columbia	84 73
												270	H	Dartmouth	71 58
												275	H	Saint Francis (PA)	75 69
												291	H	Towson	88 60
												298	H	Colgate	73 60
												304	H	Delaware St.	71 62
												324	A	Howard	74 76
												340	A	Cal St. Fullerton	59 47
<hr/>															
LAST 12 Division I GAMES:															
106	H	Yale	74 63	304	H	Delaware St.	71 62								
152	H	Brown	85 70	324	A	Howard	74 76								
270	H	Dartmouth	71 58	210	H	Binghamton	64 57								
144	H	Harvard	56 65	340	A	Cal St. Fullerton	59 47								
231	H	Columbia	84 73	6	A	Stanford	38 93								
231	A	Columbia	66 59	208	H	Fairfield	59 35								

Non-Div I Games:

Cornell

Creighton

Through Games Of Feb. 10, 2016

Average RPI Win:	176	WON-LOST	WINNING	LAST 10	STRENGTH OF	OPP. STRENGTH	TEAM	ADJ.	CONF.	ADJ CONF.
Average RPI Loss:	84	RECORD	PCT. RANK	GAMES	SCHEDULE	OF SCHEDULE	RPI	RPI	RPI	RPI
DIV. I ONLY	12- 13	179	6- 4	75	83	119	119	6	6	
DIV. I NON-CONF.	6- 6	160	0- 0	115	113	138	138	6	6	
TOTALS	RPI 1-25	RPI 26-50	W-L RECORDS	RPI 51-100	RPI 101-150	RPI 150+				
12- 13	0- 1	0- 2	OVERALL	2- 6	2- 3	8- 1				
7- 4	0- 0	0- 2	HOME	1- 1	2- 1	4- 0				
3- 8	0- 1	0- 0	AWAY	1- 4	0- 2	2- 1				
2- 1	0- 0	0- 0	NEUTRAL	0- 1	0- 0	2- 0				
6- 6	0- 0	0- 0	NON-CONFERENCE	0- 5	1- 0	5- 1				
3- 1	0- 0	0- 0	HOME	0- 1	1- 0	2- 0				
1- 4	0- 0	0- 0	AWAY	0- 3	0- 0	1- 1				
2- 1	0- 0	0- 0	NEUTRAL	0- 1	0- 0	2- 0				
6- 7	0- 1	0- 2	CONFERENCE	2- 1	1- 3	3- 0				
4- 3	0- 0	0- 2	HOME	1- 0	1- 1	2- 0				
2- 4	0- 1	0- 0	AWAY	1- 1	0- 2	1- 0				
0- 0	0- 0	0- 0	NEUTRAL	0- 0	0- 0	0- 0				

RPI 1-25				RPI 26-50				RPI 51-100				RPI 101+ Team's RPI: 119			
RPI	S	Opponent	Score	RPI	S	Opponent	Score	RPI	S	Opponent	Score	RPI	S	Opponent	Score
19	A	DePaul	63 81	29	H	Seton Hall	82 86	60	H	South Dakota St.	51 53	105	A	Georgetown	57 69
				31	H	St. John's (NY)	55 66	62	A	Villanova	65 62	105	H	Georgetown	44 57
								62	H	Villanova	53 48	129	H	UNI	69 61
								71	A	Utah	58 74	133	A	Xavier	55 57
								73	A	Nebraska	63 65	133	H	Xavier	74 47
								84	A	Marquette	72 79	172	N	East Carolina	91 66
								89	N	Northwestern	52 75	185	N	Eastern Wash.	66 60
								99	A	Drake	72 81	186	H	Marist	89 46
												189	A	Kansas	54 67
												192	A	Butler	52 42
												192	H	Butler	77 49
												250	H	Providence	72 48
												259	A	Omaha	69 46
												293	H	Wichita St.	79 54
LAST 12 Division I GAMES:															
133	A	Xavier	55 57	250	H	Providence	72 48								
192	A	Butler	52 42	192	H	Butler	77 49								
105	H	Georgetown	44 57	133	H	Xavier	74 47								
62	H	Villanova	53 48	62	A	Villanova	65 62								
84	A	Marquette	72 79	105	A	Georgetown	57 69								
19	A	DePaul	63 81	29	H	Seton Hall	82 86								

Non-Div I Games:

Creighton

■ Loss,
 ■ Non-Conf,
 ■ S Site,
 ■ H Home
 ■ A Away
 N Neutral

Average RPI Win:	263	WON-LOST	WINNING	LAST 10	STRENGTH OF	OPP. STRENGTH	TEAM	ADJ.	CONF.	ADJ CONF.
Average RPI Loss:	160	RECORD	PCT. RANK	GAMES	SCHEDULE	OF SCHEDULE	RPI	RPI	RPI	RPI
DIV. I ONLY	7- 15	267	5- 5	239	239	270	270	10	10	
DIV. I NON-CONF.	5- 11	244	3- 3	307	308	310	310	11	11	
TOTALS	RPI 1-25	RPI 26-50	W-L RECORDS	RPI 51-100	RPI 101-150	RPI 150+				
7- 15	0- 1	0- 2	OVERALL	0- 2	1- 1	6- 9				
2- 8	0- 0	0- 2	HOME	0- 1	0- 1	2- 4				
5- 5	0- 1	0- 0	AWAY	0- 1	1- 0	4- 3				
0- 2	0- 0	0- 0	NEUTRAL	0- 0	0- 0	0- 2				
5- 11	0- 1	0- 0	NON-CONFERENCE	0- 2	0- 0	5- 8				
2- 5	0- 0	0- 0	HOME	0- 1	0- 0	2- 4				
3- 4	0- 1	0- 0	AWAY	0- 1	0- 0	3- 2				
0- 2	0- 0	0- 0	NEUTRAL	0- 0	0- 0	0- 2				
2- 4	0- 0	0- 2	CONFERENCE	0- 0	1- 1	1- 1				
0- 3	0- 0	0- 2	HOME	0- 0	0- 1	0- 0				
2- 1	0- 0	0- 0	AWAY	0- 0	1- 0	1- 1				
0- 0	0- 0	0- 0	NEUTRAL	0- 0	0- 0	0- 0				

RPI	S	Opponent	Score	RPI	S	Opponent	Score	RPI	S	Opponent	Score	RPI	S	Opponent	Score	Team's RPI: 270
16	A	Louisville	52 94	44	H	Penn	41 56	83	A	Drexel	53 69	144	A	Harvard	70 64	
				46	H	Princeton	48 85	88	H	Maine	41 59	144	H	Harvard	43 56	
												165	A	Cornell	58 71	
												169	N	Jacksonville	44 51	
												170	N	McNeese St.	56 78	
												181	H	Rhode Island	41 57	
												203	A	Oakland	60 78	
												222	A	Hartford	43 36	
												231	A	Columbia	76 73	
												261	A	Holy Cross	60 54	
												265	H	American	41 45	
												266	H	New Hampshire	57 61	
												277	A	Central Conn. St.	55 59	
												287	H	Vermont	54 56	
												289	H	Niagara	60 47	
												343	A	NJIT	46 39	
												348	H	Boston U.	72 52	
LAST 12 Division I GAMES:																
44	H	Penn	41 56	343	A	NJIT	46 39									
46	H	Princeton	48 85	277	A	Central Conn. St.	55 59									
165	A	Cornell	58 71	261	A	Holy Cross	60 54									
231	A	Columbia	76 73	289	H	Niagara	60 47									
144	A	Harvard	70 64	265	H	American	41 45									
144	H	Harvard	43 56	16	A	Louisville	52 94									

Non-Div I Games:

Dartmouth

■ Loss,
■ Non-Conf, S Site,
■ Home
■ Away
N Neutral

Average RPI Win:	226	WON-LOST	WINNING	LAST 10	STRENGTH OF	OPP. STRENGTH	TEAM	ADJ.	CONF.	ADJ CONF.
Average RPI Loss:	89	RECORD	PCT. RANK	GAMES	SCHEDULE	OF SCHEDULE	RPI	RPI	RPI	RPI
DIV. I ONLY	11- 14	204	4- 6	110	105	156	156	7	7	
DIV. I NON-CONF.	6- 7	176	0- 0	223	141	186	186	8	8	
TOTALS	RPI 1-25	RPI 26-50	W-L RECORDS	RPI 51-100	RPI 101-150	RPI 150+				
11- 14	0- 2	0- 4	OVERALL	1- 3	0- 2	10- 3				
4- 7	0- 2	0- 2	HOME	0- 2	0- 1	4- 0				
6- 7	0- 0	0- 2	AWAY	1- 1	0- 1	5- 3				
1- 0	0- 0	0- 0	NEUTRAL	0- 0	0- 0	1- 0				
6- 7	0- 1	0- 1	NON-CONFERENCE	0- 2	0- 2	6- 1				
2- 3	0- 1	0- 0	HOME	0- 1	0- 1	2- 0				
3- 4	0- 0	0- 1	AWAY	0- 1	0- 1	3- 1				
1- 0	0- 0	0- 0	NEUTRAL	0- 0	0- 0	1- 0				
5- 7	0- 1	0- 3	CONFERENCE	1- 1	0- 0	4- 2				
2- 4	0- 1	0- 2	HOME	0- 1	0- 0	2- 0				
3- 3	0- 0	0- 1	AWAY	1- 0	0- 0	2- 2				
0- 0	0- 0	0- 0	NEUTRAL	0- 0	0- 0	0- 0				

RPI 1-25				RPI 26-50				RPI 51-100				RPI 101+ Team's RPI: 156							
RPI	S	Opponent	Score	RPI	S	Opponent	Score	RPI	S	Opponent	Score	RPI	S	Opponent	Score				
12	H	Michigan St.	44 73	30	H	St. Bonaventure	47 59	53	A	James Madison	45 87	123	A	Wake Forest	58 77				
25	H	Duquesne	62 77	36	H	George Washington	60 79	79	H	Saint Louis	50 79	149	H	ETSU	58 65				
				40	A	North Carolina St.	42 58	92	H	Charlotte	88 99	159	A	Fordham	40 51				
				47	A	Dayton	66 77	98	A	VCU	56 50	159	H	Fordham	69 51				
												177	H	George Mason	68 63				
												181	A	Rhode Island	62 78				
												214	A	Radford	68 79				
												214	A	Furman	69 51				
												223	A	Richmond	67 59				
												238	N	Bowling Green	60 56				
												239	A	UNCW	77 50				
												242	A	High Point	62 60				
												278	A	La Salle	66 58				
												300	H	Western Caro.	64 51				
												315	H	South Carolina St.	63 51				
LAST 12 Division I GAMES:																			
223	A	Richmond	67 59	159	H	Fordham	69 51												
25	H	Duquesne	62 77	98	A	VCU	56 50	30	H	St. Bonaventure	47 59								
177	H	George Mason	68 63	79	H	Saint Louis	50 79	278	A	La Salle	66 58								
47	A	Dayton	66 77	159	A	Fordham	40 51												
36	H	George Washington	60 79																
181	A	Rhode Island	62 78																

Non-Div I Games:

Davidson

■ Loss,
 ■ Non-Conf,
 S Site,
 ■ Home
 ■ Away
 N Neutral

Average RPI Win:	128	WON-LOST	WINNING	LAST 10	STRENGTH OF	OPP. STRENGTH	TEAM	ADJ.	CONF.	ADJ CONF.
Average RPI Loss:	48	RECORD	PCT. RANK	GAMES	SCHEDULE	OF SCHEDULE	RPI	RPI	RPI	RPI
DIV. I ONLY	13- 9	120	6- 4	8	50	47	47	7	7	
DIV. I NON-CONF.	7- 4	110	0- 1	7	4	16	16	8	8	
TOTALS	RPI 1-25	RPI 26-50	W-L RECORDS	RPI 51-100	RPI 101-150	RPI 150+				
13- 9	1- 3	1- 3	OVERALL	3- 3	3- 0	5- 0				
6- 4	0- 0	1- 2	HOME	1- 2	2- 0	2- 0				
5- 4	0- 2	0- 1	AWAY	1- 1	1- 0	3- 0				
2- 1	1- 1	0- 0	NEUTRAL	1- 0	0- 0	0- 0				
7- 4	1- 2	1- 1	NON-CONFERENCE	2- 1	3- 0	0- 0				
4- 1	0- 0	1- 0	HOME	1- 1	2- 0	0- 0				
1- 2	0- 1	0- 1	AWAY	0- 0	1- 0	0- 0				
2- 1	1- 1	0- 0	NEUTRAL	1- 0	0- 0	0- 0				
6- 5	0- 1	0- 2	CONFERENCE	1- 2	0- 0	5- 0				
2- 3	0- 0	0- 2	HOME	0- 1	0- 0	2- 0				
4- 2	0- 1	0- 0	AWAY	1- 1	0- 0	3- 0				
0- 0	0- 0	0- 0	NEUTRAL	0- 0	0- 0	0- 0				

RPI 1-25				RPI 26-50				Team's RPI: 47	RPI 51-100				RPI 101+			
RPI	S	Opponent	Score	RPI	S	Opponent	Score		RPI	S	Opponent	Score	RPI	S	Opponent	Score
6	N	Stanford	66 74	30	H	St. Bonaventure	54 59		57	H	Vanderbilt	81 56	106	H	Yale	81 75
16	N	Louisville	79 66	36	H	George Washington	61 62		79	A	Saint Louis	56 70	108	A	Toledo	83 57
20	A	Green Bay	52 68	46	H	Princeton	85 81		87	H	Gonzaga	47 57	138	H	Wisconsin	87 64
25	A	Duquesne	58 89	49	A	Purdue	58 61		88	N	Maine	58 37	156	H	Davidson	77 66
									94	A	Saint Joseph's	71 61	177	H	George Mason	81 58
									98	H	VCU	72 74	181	A	Rhode Island	67 53
													223	A	Richmond	60 48
													278	A	La Salle	67 51
LAST 12 Division I GAMES:																
177	H	George Mason	81 58	79	A	Saint Louis	56 70									
181	A	Rhode Island	67 53	98	H	VCU	72 74									
156	H	Davidson	77 66	36	H	George Washington	61 62									
278	A	La Salle	67 51	223	A	Richmond	60 48									
94	A	Saint Joseph's	71 61	25	A	Duquesne	58 89									
30	H	St. Bonaventure	54 59	20	A	Green Bay	52 68									

Non-Div I Games:

Dayton

■ Loss,
 ■ Non-Conf,
 S Site,
 ■ Home
 ■ Away
 N Neutral

Average RPI Win:	127	WON-LOST	WINNING	LAST 10	STRENGTH OF	OPP. STRENGTH	TEAM	ADJ.	CONF.	ADJ CONF.
Average RPI Loss:	44	RECORD	PCT. RANK	GAMES	SCHEDULE	OF SCHEDULE	RPI	RPI	RPI	RPI
DIV. I ONLY	19- 7	59	3- 2	9	53	19	19	6	6	
DIV. I NON-CONF.	8- 5	119	0- 1	11	35	40	40	6	6	
TOTALS	RPI 1-25	RPI 26-50	W-L RECORDS	RPI 51-100	RPI 101-150	RPI 150+				
19- 7	1- 3	5- 1	OVERALL	3- 2	5- 0	5- 1				
11- 4	0- 1	3- 1	HOME	1- 1	3- 0	4- 1				
8- 3	1- 2	2- 0	AWAY	2- 1	2- 0	1- 0				
0- 0	0- 0	0- 0	NEUTRAL	0- 0	0- 0	0- 0				
8- 5	1- 3	2- 0	NON-CONFERENCE	1- 1	1- 0	3- 1				
6- 2	0- 1	2- 0	HOME	0- 0	1- 0	3- 1				
2- 3	1- 2	0- 0	AWAY	1- 1	0- 0	0- 0				
0- 0	0- 0	0- 0	NEUTRAL	0- 0	0- 0	0- 0				
11- 2	0- 0	3- 1	CONFERENCE	2- 1	4- 0	2- 0				
5- 2	0- 0	1- 1	HOME	1- 1	2- 0	1- 0				
6- 0	0- 0	2- 0	AWAY	1- 0	2- 0	1- 0				
0- 0	0- 0	0- 0	NEUTRAL	0- 0	0- 0	0- 0				

RPI 1-25				RPI 26-50				RPI 51-100				RPI 101+			
RPI	S	Opponent	Score	RPI	S	Opponent	Score	RPI	S	Opponent	Score	RPI	S	Opponent	Score
1	A	Notre Dame	90 95	29	A	Seton Hall	86 74	60	A	South Dakota St.	79 88	105	A	Georgetown	80 66
2	H	UConn	70 86	29	H	Seton Hall	74 83	62	A	Villanova	75 47	105	H	Georgetown	75 53
4	A	Baylor	72 86	30	H	St. Bonaventure	77 54	62	H	Villanova	60 64	119	H	Creighton	81 63
18	A	Texas A&M	80 66	31	A	St. John's (NY)	71 61	84	H	Marquette	91 86	133	A	Xavier	70 53
				31	H	St. John's (NY)	77 71	89	A	Northwestern	77 64	142	H	Southern Ill.	105 61
				41	H	Indiana	84 69					153	H	Loyola Chicago	75 88
												192	A	Butler	61 54
												250	H	Providence	96 50
												298	H	Colgate	96 46
												314	H	Illinois St.	89 41
												339	H	Chicago St.	88 42
LAST 12 Division I GAMES:															
4	A	Baylor	72 86	119	H	Creighton	81 63								
105	A	Georgetown	80 66	133	A	Xavier	70 53								
62	A	Villanova	75 47	192	A	Butler	61 54								
31	H	St. John's (NY)	77 71	62	H	Villanova	60 64								
29	H	Seton Hall	74 83	105	H	Georgetown	75 53								
250	H	Providence	96 50	29	A	Seton Hall	86 74								

Non-Div I Games:

DePaul

Delaware

Through Games Of Feb. 10, 2016

Average RPI Win:	243	WON-LOST	WINNING	LAST 10	STRENGTH OF	OPP. STRENGTH	TEAM	ADJ.	CONF.	ADJ CONF.
Average RPI Loss:	112	RECORD	PCT. RANK	GAMES	SCHEDULE	OF SCHEDULE	RPI	RPI	RPI	RPI
DIV. I ONLY	11- 11	167	6- 4	261	132	194	194	13	13	
DIV. I NON-CONF.	5- 6	180	0- 1	297	171	224	224	12	12	
TOTALS	RPI 1-25	RPI 26-50	W-L RECORDS	RPI 51-100	RPI 101-150	RPI 150+				
11- 11	0- 0	0- 0	OVERALL	0- 6	0- 2	11- 3				
6- 3	0- 0	0- 0	HOME	0- 2	0- 0	6- 1				
4- 7	0- 0	0- 0	AWAY	0- 4	0- 1	4- 2				
1- 1	0- 0	0- 0	NEUTRAL	0- 0	0- 1	1- 0				
5- 6	0- 0	0- 0	NON-CONFERENCE	0- 1	0- 2	5- 3				
2- 1	0- 0	0- 0	HOME	0- 0	0- 0	2- 1				
2- 4	0- 0	0- 0	AWAY	0- 1	0- 1	2- 2				
1- 1	0- 0	0- 0	NEUTRAL	0- 0	0- 1	1- 0				
6- 5	0- 0	0- 0	CONFERENCE	0- 5	0- 0	6- 0				
4- 2	0- 0	0- 0	HOME	0- 2	0- 0	4- 0				
2- 3	0- 0	0- 0	AWAY	0- 3	0- 0	2- 0				
0- 0	0- 0	0- 0	NEUTRAL	0- 0	0- 0	0- 0				

RPI S	Opponent	Score	RPI S	Opponent	Score	RPI S	Opponent	Score	RPI S	Opponent	Score	Team's RPI: 194
						53	A James Madison	55 75	105	A Georgetown	50 61	
						69	H Elon	64 66	138	N Wisconsin	52 54	
						78	A Hofstra	49 58	159	A Fordham	55 48	
						83	A Drexel	43 47	172	H East Carolina	58 68	
						83	H Drexel	53 54	176	A Col. of Charleston	63 47	
						90	A Bucknell	51 80	177	A George Mason	83 90	
									183	A Robert Morris	50 53	
									186	A Marist	56 50	
									195	H Northeastern	59 52	
									197	H William & Mary	67 63	
									239	H UNCW	67 59	
									287	H Vermont	71 60	
									291	A Towson	66 62	
									291	H Towson	69 64	
									320	N North Dakota St.	62 50	
									332	H Lafayette	67 47	
LAST 12 Division I GAMES:												
			69	H Elon	64 66	291	H Towson	69 64				
			291	A Towson	66 62	176	A Col. of Charleston	63 47				
			83	A Drexel	43 47	195	H Northeastern	59 52				
			53	A James Madison	55 75	239	H UNCW	67 59				
			197	H William & Mary	67 63	78	A Hofstra	49 58				
			83	H Drexel	53 54	183	A Robert Morris	50 53				

Non-Div I Games:

Delaware

Loss, Non-Conf, S Site, H Home A Away N Neutral

Average RPI Win:	310	WON-LOST	WINNING	LAST 10	STRENGTH OF	OPP. STRENGTH	TEAM	ADJ.	CONF.	ADJ CONF.
Average RPI Loss:	193	RECORD	PCT. RANK	GAMES	SCHEDULE	OF SCHEDULE	RPI	RPI	RPI	RPI
DIV. I ONLY	7- 15	267	4- 6	290	338	304	304	30	30	
DIV. I NON-CONF.	3- 10	277	1- 2	210	276	291	291	30	30	
TOTALS	RPI 1-25	RPI 26-50	W-L RECORDS	RPI 51-100	RPI 101-150	RPI 150+				
7- 15	0- 0	0- 1	OVERALL	0- 2	0- 1	7- 11				
5- 5	0- 0	0- 0	HOME	0- 1	0- 0	5- 4				
1- 10	0- 0	0- 1	AWAY	0- 1	0- 1	1- 7				
1- 0	0- 0	0- 0	NEUTRAL	0- 0	0- 0	1- 0				
3- 10	0- 0	0- 1	NON-CONFERENCE	0- 2	0- 1	3- 6				
2- 4	0- 0	0- 0	HOME	0- 1	0- 0	2- 3				
0- 6	0- 0	0- 1	AWAY	0- 1	0- 1	0- 3				
1- 0	0- 0	0- 0	NEUTRAL	0- 0	0- 0	1- 0				
4- 5	0- 0	0- 0	CONFERENCE	0- 0	0- 0	4- 5				
3- 1	0- 0	0- 0	HOME	0- 0	0- 0	3- 1				
1- 4	0- 0	0- 0	AWAY	0- 0	0- 0	1- 4				
0- 0	0- 0	0- 0	NEUTRAL	0- 0	0- 0	0- 0				

RPI S	Opponent	Score	RPI S	Opponent	Score	RPI S	Opponent	Score	RPI S	Opponent	Score	Team's RPI: 304
			34 A	West Virginia	34 77	59 A	Temple	59 100	145 A	Pittsburgh	43 77	
						78 H	Hofstra	49 66	159 A	Fordham	58 74	
									163 A	Fla. Atlantic	55 83	
									165 A	Cornell	62 71	
									197 H	William & Mary	59 65	
									205 H	Lehigh	49 83	
									216 A	Morgan St.	49 56	
									236 N	Appalachian St.	76 69	
									247 A	Bethune-Cookman	35 66	
									273 H	N.C. A&T	64 84	
									294 A	Savannah St.	67 59	
									299 A	Florida A&M	56 86	
									309 H	Longwood	88 63	
									315 A	South Carolina St.	48 61	
									315 H	South Carolina St.	79 61	
									324 H	Howard	87 86	
									338 H	Mt. St. Mary's	41 54	
									342 H	Wagner	66 44	
									349 H	N.C. Central	66 56	
LAST 12 Division I GAMES:												
299 A	Florida A&M	56 86	315 A	South Carolina St.	48 61							
247 A	Bethune-Cookman	35 66	324 H	Howard	87 86							
315 H	South Carolina St.	79 61	216 A	Morgan St.	49 56							
273 H	N.C. A&T	64 84	165 A	Cornell	62 71							
349 H	N.C. Central	66 56	78 H	Hofstra	49 66							
294 A	Savannah St.	67 59	309 H	Longwood	88 63							

Non-Div I Games:

Delaware St.

■ Loss,
 ■ Non-Conf,
 S Site,
 ■ Home
 ■ Away
 N Neutral

Denver

Through Games Of Feb. 10, 2016

Average RPI Win:	292	WON-LOST	WINNING	LAST 10	STRENGTH OF	OPP. STRENGTH	TEAM	ADJ.	CONF.	ADJ CONF.
Average RPI Loss:	177	RECORD	PCT. RANK	GAMES	SCHEDULE	OF SCHEDULE	RPI	RPI	RPI	RPI
DIV. I ONLY	4- 21	326	2- 8	179	289	307	307	18	18	
DIV. I NON-CONF.	2- 11	306	0- 0	165	321	282	282	19	19	
TOTALS	RPI 1-25	RPI 26-50	W-L RECORDS	RPI 51-100	RPI 101-150	RPI 150+				
4- 21	0- 1	0- 0	OVERALL	0- 4	0- 2	4- 14				
2- 10	0- 0	0- 0	HOME	0- 3	0- 1	2- 6				
2- 9	0- 0	0- 0	AWAY	0- 0	0- 0	2- 1				
0- 2	0- 1	0- 0	NEUTRAL	0- 0	0- 0	0- 1				
2- 11	0- 1	0- 0	NON-CONFERENCE	0- 1	0- 1	2- 8				
0- 6	0- 0	0- 0	HOME	0- 1	0- 1	0- 4				
2- 3	0- 0	0- 0	AWAY	0- 0	0- 0	2- 3				
0- 2	0- 1	0- 0	NEUTRAL	0- 0	0- 0	0- 1				
2- 10	0- 0	0- 0	CONFERENCE	0- 3	0- 1	2- 6				
2- 4	0- 0	0- 0	HOME	0- 2	0- 0	2- 2				
0- 6	0- 0	0- 0	AWAY	0- 1	0- 1	0- 4				
0- 0	0- 0	0- 0	NEUTRAL	0- 0	0- 0	0- 0				

RPI 1-25			RPI 26-50			RPI 51-100			RPI 101+ Team's RPI: 307		
RPI	S	Opponent	Score	RPI	S	Opponent	Score	RPI	S	Opponent	Score
1	N	Notre Dame	52 94					54	H	Colorado St.	46 74
								60	H	South Dakota St.	39 76
								81	A	South Dakota	60 85
								81	H	South Dakota	33 79

Non-Div I Games:

Denver

Average RPI Win: 230	WON-LOST	WINNING	LAST 10	STRENGTH OF	OPP. STRENGTH	TEAM	ADJ.	CONF.	ADJ CONF.
Average RPI Loss: 101	RECORD	PCT. RANK	GAMES	SCHEDULE	OF SCHEDULE	RPI	RPI	RPI	RPI
DIV. I ONLY	10- 11	187	7- 3	118	133	161	161	14	14
DIV. I NON-CONF.	3- 7	248	0- 1	175	73	264	264	15	15
TOTALS	RPI 1-25	RPI 26-50	W-L RECORDS	RPI 51-100	RPI 101-150	RPI 150+			
10- 11	0- 3	0- 1	OVERALL	0- 1	2- 4	8- 2			
5- 6	0- 0	0- 0	HOME	0- 1	1- 3	4- 2			
5- 5	0- 3	0- 1	AWAY	0- 0	1- 1	4- 0			
0- 0	0- 0	0- 0	NEUTRAL	0- 0	0- 0	0- 0			
3- 7	0- 2	0- 1	NON-CONFERENCE	0- 1	0- 2	3- 1			
3- 3	0- 0	0- 0	HOME	0- 1	0- 1	3- 1			
0- 4	0- 2	0- 1	AWAY	0- 0	0- 1	0- 0			
0- 0	0- 0	0- 0	NEUTRAL	0- 0	0- 0	0- 0			
7- 4	0- 1	0- 0	CONFERENCE	0- 0	2- 2	5- 1			
2- 3	0- 0	0- 0	HOME	0- 0	1- 2	1- 1			
5- 1	0- 1	0- 0	AWAY	0- 0	1- 0	4- 0			
0- 0	0- 0	0- 0	NEUTRAL	0- 0	0- 0	0- 0			

RPI S Opponent Score	RPI S Opponent Score	RPI S Opponent Score	RPI S Opponent Score
11 A Maryland 41 97	30 A St. Bonaventure 73 84	76 H Michigan 61 88	101 H Wright St. 71 89
12 A Michigan St. 42 81			111 H Eastern Mich. 68 85
20 A Green Bay 36 58			116 A Western Mich. 66 70
			122 A Youngstown St. 69 68
			122 H Youngstown St. 70 72
			147 H Northern Ky. 66 65
			174 A Milwaukee 89 79
			203 H Oakland 73 79
			204 H Cincinnati 77 68
			209 A Valparaiso 72 66
			218 A Ill.-Chicago 89 80
			289 H Niagara 80 75
			302 A Cleveland St. 66 60
			302 H Cleveland St. 82 68
			313 H Bradley 67 75
			331 H IPFW 64 63
Team's RPI: 161			
LAST 12 Division I GAMES:			
122 A Youngstown St. 69 68	101 H Wright St. 71 89		
302 A Cleveland St. 66 60	218 A Ill.-Chicago 89 80		
20 A Green Bay 36 58	209 A Valparaiso 72 66		
174 A Milwaukee 89 79	302 H Cleveland St. 82 68		
203 H Oakland 73 79	122 H Youngstown St. 70 72		
147 H Northern Ky. 66 65	111 H Eastern Mich. 68 85		

Non-Div I Games: Salem Int'l 81 50

Detroit

Drake

Through Games Of Feb. 10, 2016

Average RPI Win: 198	WON-LOST	WINNING	LAST 10	STRENGTH OF	OPP. STRENGTH	TEAM	ADJ.	CONF.	ADJ CONF.
Average RPI Loss: 111	RECORD	PCT. RANK	GAMES	SCHEDULE	OF SCHEDULE	RPI	RPI	RPI	RPI
DIV. I ONLY	15- 6	64	9- 1	184	127	99	99	21	21
DIV. I NON-CONF.	6- 4	125	0- 1	96	41	86	86	17	17
TOTALS	RPI 1-25	RPI 26-50	W-L RECORDS	RPI 51-100	RPI 101-150	RPI 150+			
15- 6	0- 1	0- 0	OVERALL	3- 2	3- 2	9- 1			
8- 3	0- 1	0- 0	HOME	2- 0	2- 2	4- 0			
6- 3	0- 0	0- 0	AWAY	1- 2	1- 0	4- 1			
1- 0	0- 0	0- 0	NEUTRAL	0- 0	0- 0	1- 0			
6- 4	0- 1	0- 0	NON-CONFERENCE	1- 2	3- 0	2- 1			
3- 1	0- 1	0- 0	HOME	1- 0	2- 0	0- 0			
2- 3	0- 0	0- 0	AWAY	0- 2	1- 0	1- 1			
1- 0	0- 0	0- 0	NEUTRAL	0- 0	0- 0	1- 0			
9- 2	0- 0	0- 0	CONFERENCE	2- 0	0- 2	7- 0			
5- 2	0- 0	0- 0	HOME	1- 0	0- 2	4- 0			
4- 0	0- 0	0- 0	AWAY	1- 0	0- 0	3- 0			
0- 0	0- 0	0- 0	NEUTRAL	0- 0	0- 0	0- 0			

RPI 1-25				RPI 26-50				RPI 51-100 Team's RPI: 99				RPI 101+			
RPI	S	Opponent	Score	RPI	S	Opponent	Score	RPI	S	Opponent	Score	RPI	S	Opponent	Score
20	H	Green Bay	61 86					51	A	Iowa	76 89	119	H	Creighton	81 72
								81	A	South Dakota	87 92	124	H	North Dakota	73 63
								91	A	Missouri St.	82 75	129	H	UNI	73 79
								91	H	Missouri St.	95 72	138	A	Wisconsin	89 70
								96	H	Iowa St.	74 70	142	H	Southern Ill.	67 77
												153	A	Loyola Chicago	81 65
												184	N	Tulsa	91 80
												193	A	UNLV	76 68
												244	H	Indiana St.	80 55
												245	A	Northern Ill.	73 87
												293	A	Wichita St.	87 56
												293	H	Wichita St.	81 59
												313	A	Bradley	76 64
												314	H	Illinois St.	76 41
												318	H	Evansville	94 52
LAST 12 Division I GAMES:															
91	H	Missouri St.	95 72	244	H	Indiana St.	80 55								
293	H	Wichita St.	81 59	293	A	Wichita St.	87 56								
153	A	Loyola Chicago	81 65	91	A	Missouri St.	82 75								
313	A	Bradley	76 64	318	H	Evansville	94 52								
129	H	UNI	73 79	142	H	Southern Ill.	67 77								
314	H	Illinois St.	76 41	51	A	Iowa	76 89								

Non-Div I Games: William Penn 100 61

Drake

■ Loss,
 ■ Non-Conf, S Site,
 ■ Home
 ■ Away
 N Neutral

Average RPI Win:	161	WON-LOST	WINNING	LAST 10	STRENGTH OF	OPP. STRENGTH	TEAM	ADJ.	CONF.	ADJ CONF.
Average RPI Loss:	98	RECORD	PCT. RANK	GAMES	SCHEDULE	OF SCHEDULE	RPI	RPI	RPI	RPI
DIV. I ONLY	12- 10	148	7- 3	53	106	83	83	13	13	
DIV. I NON-CONF.	4- 7	222	0- 1	18	58	120	120	12	12	
TOTALS	RPI 1-25	RPI 26-50	W-L RECORDS	RPI 51-100	RPI 101-150	RPI 150+				
12- 10	0- 0	1- 3	OVERALL	2- 4	1- 0	8- 3				
7- 2	0- 0	1- 0	HOME	2- 1	1- 0	3- 1				
5- 6	0- 0	0- 3	AWAY	0- 2	0- 0	5- 1				
0- 2	0- 0	0- 0	NEUTRAL	0- 1	0- 0	0- 1				
4- 7	0- 0	1- 3	NON-CONFERENCE	0- 3	1- 0	2- 1				
3- 1	0- 0	1- 0	HOME	0- 1	1- 0	1- 0				
1- 4	0- 0	0- 3	AWAY	0- 1	0- 0	1- 0				
0- 2	0- 0	0- 0	NEUTRAL	0- 1	0- 0	0- 1				
8- 3	0- 0	0- 0	CONFERENCE	2- 1	0- 0	6- 2				
4- 1	0- 0	0- 0	HOME	2- 0	0- 0	2- 1				
4- 2	0- 0	0- 0	AWAY	0- 1	0- 0	4- 1				
0- 0	0- 0	0- 0	NEUTRAL	0- 0	0- 0	0- 0				

RPI 1-25				RPI 26-50				RPI 51-100				Team's RPI: 83	RPI 101+			
RPI	S	Opponent	Score	RPI	S	Opponent	Score	RPI	S	Opponent	Score		RPI	S	Opponent	Score
				28	A	Syracuse	62 83	53	A	James Madison	56 67		118	H	Quinnipiac	62 49
				30	H	St. Bonaventure	58 46	57	H	Vanderbilt	64 74		167	A	Hampton	57 36
				42	A	South Fla.	58 73	62	N	Villanova	55 67		176	A	Col. of Charleston	46 49
				44	A	Penn	67 72	69	H	Elon	74 31		176	H	Col. of Charleston	66 54
								78	H	Hofstra	67 64		194	A	Delaware	54 53
								94	A	Saint Joseph's	46 53		194	H	Delaware	47 43
													195	A	Northeastern	53 49
													195	H	Northeastern	65 73
													197	A	William & Mary	67 50
													225	N	Montana	50 58
													239	A	UNCW	71 57
													270	H	Dartmouth	69 53
LAST 12 Division I GAMES:																
				176	A	Col. of Charleston	46 49	69	H	Elon	74 31					
				239	A	UNCW	71 57	53	A	James Madison	56 67					
				194	H	Delaware	47 43	197	A	William & Mary	67 50					
				78	H	Hofstra	67 64	195	H	Northeastern	65 73					
				195	A	Northeastern	53 49	176	H	Col. of Charleston	66 54					
				194	A	Delaware	54 53	28	A	Syracuse	62 83					

Non-Div I Games:

Drexel

■ Loss,
■ Non-Conf,
■ S Site,
■ H Home
■ A Away
N Neutral

Average RPI Win:	157	WON-LOST	WINNING	LAST 10	STRENGTH OF	OPP. STRENGTH	TEAM	ADJ.	CONF.	ADJ CONF.
Average RPI Loss:	21	RECORD	PCT. RANK	GAMES	SCHEDULE	OF SCHEDULE	RPI	RPI	RPI	RPI
DIV. I ONLY	17- 8	86	6- 4	33	32	43	43	5	5	
DIV. I NON-CONF.	11- 3	54	1- 0	44	57	26	26	5	5	
TOTALS	RPI 1-25	RPI 26-50	W-L RECORDS	RPI 51-100	RPI 101-150	RPI 150+				
17- 8	0- 5	1- 3	OVERALL	4- 0	6- 0	6- 0				
11- 3	0- 2	0- 1	HOME	3- 0	4- 0	4- 0				
3- 5	0- 3	1- 2	AWAY	0- 0	1- 0	1- 0				
3- 0	0- 0	0- 0	NEUTRAL	1- 0	1- 0	1- 0				
11- 3	0- 3	1- 0	NON-CONFERENCE	3- 0	2- 0	5- 0				
7- 1	0- 1	0- 0	HOME	2- 0	1- 0	4- 0				
1- 2	0- 2	1- 0	AWAY	0- 0	0- 0	0- 0				
3- 0	0- 0	0- 0	NEUTRAL	1- 0	1- 0	1- 0				
6- 5	0- 2	0- 3	CONFERENCE	1- 0	4- 0	1- 0				
4- 2	0- 1	0- 1	HOME	1- 0	3- 0	0- 0				
2- 3	0- 1	0- 2	AWAY	0- 0	1- 0	1- 0				
0- 0	0- 0	0- 0	NEUTRAL	0- 0	0- 0	0- 0				

RPI	S	Opponent	Score	RPI	S	Opponent	Score	Team's RPI: 43	RPI	S	Opponent	Score	RPI	S	Opponent	Score
1	H	Notre Dame	61 68	28	A	Syracuse	50 86		74	H	Army West Point	72 61	102	H	Liberty	79 41
3	A	South Carolina	55 66	38	A	Miami (FL)	53 61		86	H	Minnesota	84 64	103	H	Boston College	71 51
16	A	Louisville	48 65	40	H	North Carolina St.	62 65		96	N	Iowa St.	86 48	107	H	North Carolina	71 55
18	H	Texas A&M	66 72	44	A	Penn	57 50		97	H	Virginia	67 52	123	H	Wake Forest	95 68
23	A	Kentucky	61 71										140	N	Idaho	74 68
													145	A	Pittsburgh	70 48
													202	N	Texas St.	85 34
													234	A	Clemson	72 43
													239	H	UNCW	78 56
													258	H	Massachusetts	70 46
													300	H	Western Caro.	84 47
													312	H	Winthrop	78 50
LAST 12 Division I GAMES:																
38	A	Miami (FL)	53 61	103	H	Boston College	71 51		40	H	North Carolina St.	62 65				
97	H	Virginia	67 52	16	A	Louisville	48 65		123	H	Wake Forest	95 68				
1	H	Notre Dame	61 68	28	A	Syracuse	50 86		239	H	UNCW	78 56				
145	A	Pittsburgh	70 48													
107	H	North Carolina	71 55													
234	A	Clemson	72 43													

Non-Div I Games:

Duke

■ Loss,
■ Non-Conf, S Site,
■ Home
■ Away
N Neutral

Average RPI Win:	176	WON-LOST	WINNING	LAST 10	STRENGTH OF	OPP. STRENGTH	TEAM	ADJ.	CONF.	ADJ CONF.
Average RPI Loss:	41	RECORD	PCT. RANK	GAMES	SCHEDULE	OF SCHEDULE	RPI	RPI	RPI	RPI
DIV. I ONLY	21- 2	7	9- 1	108	144	25	25	7	7	
DIV. I NON-CONF.	11- 1	16	1- 0	179	246	29	29	8	8	
TOTALS	RPI 1-25	RPI 26-50	W-L RECORDS	RPI 51-100	RPI 101-150	RPI 150+				
21- 2	0- 0	4- 2	OVERALL	2- 0	2- 0	13- 0				
9- 1	0- 0	4- 1	HOME	0- 0	0- 0	5- 0				
11- 1	0- 0	0- 1	AWAY	2- 0	2- 0	7- 0				
1- 0	0- 0	0- 0	NEUTRAL	0- 0	0- 0	1- 0				
11- 1	0- 0	2- 1	NON-CONFERENCE	1- 0	2- 0	6- 0				
4- 0	0- 0	2- 0	HOME	0- 0	0- 0	2- 0				
6- 1	0- 0	0- 1	AWAY	1- 0	2- 0	3- 0				
1- 0	0- 0	0- 0	NEUTRAL	0- 0	0- 0	1- 0				
10- 1	0- 0	2- 1	CONFERENCE	1- 0	0- 0	7- 0				
5- 1	0- 0	2- 1	HOME	0- 0	0- 0	3- 0				
5- 0	0- 0	0- 0	AWAY	1- 0	0- 0	4- 0				
0- 0	0- 0	0- 0	NEUTRAL	0- 0	0- 0	0- 0				

RPI S	Opponent	Score	RPI S	Opponent	Score	RPI S	Opponent	Score	RPI S	Opponent	Score
30	H St. Bonaventure	74 62	31	H St. John's (NY)	76 57	32	H Ohio	64 47	36	H George Washington	52 70
46	A Princeton	66 94	47	H Dayton	89 58	72	A Central Mich.	68 49	98	A VCU	71 67
137	A Buffalo	79 62	145	A Pittsburgh	79 65	156	A Davidson	77 62	159	H Fordham	55 40
177	A George Mason	72 56	181	A Rhode Island	79 70	181	H Rhode Island	61 56	182	A New Mexico	78 69
223	A Richmond	65 44	258	H Massachusetts	73 64	273	N N.C. A&T	81 67	317	H UMES	95 59
324	H Howard	86 62	332	A Lafayette	73 65	333	A Saint Peter's	63 38			
333	A Saint Peter's	63 38									
LAST 12 Division I GAMES:											
181	H Rhode Island	61 56	36	H George Washington	52 70	181	A Rhode Island	79 70	159	H Fordham	55 40
156	A Davidson	77 62	177	A George Mason	72 56	47	H Dayton	89 58	145	A Pittsburgh	79 65
258	H Massachusetts	73 64	49	A VCU	71 67						
98	A VCU	71 67									
223	A Richmond	65 44									
30	H St. Bonaventure	74 62									

Non-Div I Games: Slippery Rock 79 54

Duquesne

■ Loss,
 ■ Non-Conf,
 ■ S Site,
 ■ Home
 ■ A Away
 N Neutral

Average RPI Win: 232	WON-LOST	WINNING	LAST 10	STRENGTH OF	OPP. STRENGTH	TEAM	ADJ.	CONF.	ADJ CONF.
Average RPI Loss: 121	RECORD	PCT. RANK	GAMES	SCHEDULE	OF SCHEDULE	RPI	RPI	RPI	RPI
DIV. I ONLY	11- 10	157	6- 3	194	165	149	149	17	17
DIV. I NON-CONF.	5- 7	198	1- 1	146	132	146	146	16	16

TOTALS	RPI 1-25	RPI 26-50	W-L RECORDS	RPI 51-100	RPI 101-150	RPI 150+			
11- 10	0- 1	0- 0	OVERALL	0- 3	2- 3	9- 3			
7- 1	0- 0	0- 0	HOME	0- 1	1- 0	6- 0			
4- 9	0- 1	0- 0	AWAY	0- 2	1- 3	3- 3			
0- 0	0- 0	0- 0	NEUTRAL	0- 0	0- 0	0- 0			
5- 7	0- 1	0- 0	NON-CONFERENCE	0- 2	1- 2	4- 2			
3- 0	0- 0	0- 0	HOME	0- 0	1- 0	2- 0			
2- 7	0- 1	0- 0	AWAY	0- 2	0- 2	2- 2			
0- 0	0- 0	0- 0	NEUTRAL	0- 0	0- 0	0- 0			
6- 3	0- 0	0- 0	CONFERENCE	0- 1	1- 1	5- 1			
4- 1	0- 0	0- 0	HOME	0- 1	0- 0	4- 0			
2- 2	0- 0	0- 0	AWAY	0- 0	1- 1	1- 1			
0- 0	0- 0	0- 0	NEUTRAL	0- 0	0- 0	0- 0			

RPI 1-25				RPI 26-50				RPI 51-100				RPI 101+ Team's RPI: 149			
RPI	S	Opponent	Score	RPI	S	Opponent	Score	RPI	S	Opponent	Score	RPI	S	Opponent	Score
15	A	Tennessee	49 85					55	H	Chattanooga	57 65	112	A	Iona	50 56
								57	A	Vanderbilt	39 65	121	A	Samford	47 55
								69	A	Elon	38 50	123	A	Wake Forest	52 69
												126	A	Mercer	55 53
												143	H	UNC Asheville	74 68
												156	A	Davidson	65 58
												158	A	Old Dominion	56 52
												207	A	Eastern Ky.	41 64
												214	A	Furman	77 81
												214	H	Furman	68 64
												236	A	Appalachian St.	52 70
												280	H	Austin Peay	80 76
												282	H	Campbell	70 55
												288	H	UNCG	89 73
												300	H	Western Caro.	74 62
												303	A	Wofford	70 54
												303	H	Wofford	70 69
LAST 12 Division I GAMES:															
214	H	Furman	68 64	288	H	UNCG	89 73								
303	H	Wofford	70 69	303	A	Wofford	70 54								
55	H	Chattanooga	57 65	214	A	Furman	77 81								
126	A	Mercer	55 53	112	A	Iona	50 56								
121	A	Samford	47 55	280	H	Austin Peay	80 76								
300	H	Western Caro.	74 62	156	A	Davidson	65 58								

Non-Div I Games: Armstrong St. 62 52 Lees-McRae 73 46 Brevard 69 46

ETSU

Loss, Non-Conf, S Site, H Home A Away N Neutral

East Carolina

Through Games Of Feb. 10, 2016

Average RPI Win:	239	WON-LOST	WINNING	LAST 10	STRENGTH OF	OPP. STRENGTH	TEAM	ADJ.	CONF.	ADJ CONF.
Average RPI Loss:	79	RECORD	PCT. RANK	GAMES	SCHEDULE	OF SCHEDULE	RPI	RPI	RPI	RPI
DIV. I ONLY	9- 15	240	3- 7	86	97	172	172	8	8	
DIV. I NON-CONF.	6- 6	160	0- 0	49	202	113	113	7	7	
TOTALS	RPI 1-25	RPI 26-50	W-L RECORDS	RPI 51-100	RPI 101-150	RPI 150+				
9- 15	0- 2	0- 3	OVERALL	0- 6	0- 1	9- 3				
4- 4	0- 0	0- 1	HOME	0- 2	0- 0	4- 1				
3- 6	0- 1	0- 1	AWAY	0- 2	0- 0	3- 2				
2- 5	0- 1	0- 1	NEUTRAL	0- 2	0- 1	2- 0				
6- 6	0- 1	0- 1	NON-CONFERENCE	0- 3	0- 1	6- 0				
2- 0	0- 0	0- 0	HOME	0- 0	0- 0	2- 0				
2- 1	0- 0	0- 0	AWAY	0- 1	0- 0	2- 0				
2- 5	0- 1	0- 1	NEUTRAL	0- 2	0- 1	2- 0				
3- 9	0- 1	0- 2	CONFERENCE	0- 3	0- 0	3- 3				
2- 4	0- 0	0- 1	HOME	0- 2	0- 0	2- 1				
1- 5	0- 1	0- 1	AWAY	0- 1	0- 0	1- 2				
0- 0	0- 0	0- 0	NEUTRAL	0- 0	0- 0	0- 0				

RPI 1-25				RPI 26-50				RPI 51-100				RPI 101+ Team's RPI: 172			
RPI	S	Opponent	Score	RPI	S	Opponent	Score	RPI	S	Opponent	Score	RPI	S	Opponent	Score
2	A	UConn	46 92	32	N	Ohio	61 64	55	N	Chattanooga	61 72	119	N	Creighton	66 91
3	N	South Carolina	57 88	42	A	South Fla.	54 75	56	A	Auburn	69 83	154	A	SMU	67 74
				42	H	South Fla.	59 61	59	H	Temple	63 83	184	A	Tulsa	79 81
								82	A	Tulane	73 78	184	H	Tulsa	54 55
								82	H	Tulane	51 66	185	N	Eastern Wash.	80 62
								89	N	Northwestern	75 78	188	N	UTRGV	70 59
												194	A	Delaware	68 58
												204	H	Cincinnati	63 60
												213	H	Presbyterian	84 57
												254	H	Houston	76 70
												264	A	UCF	71 56
												319	H	Alcorn	87 58
												330	A	A&M-Corpus Christi	82 46
LAST 12 Division I GAMES:															
154	A	SMU	67 74	42	A	South Fla.	54 75								
2	A	UConn	46 92	254	H	Houston	76 70								
184	H	Tulsa	54 55	264	A	UCF	71 56								
59	H	Temple	63 83	82	H	Tulane	51 66								
82	A	Tulane	73 78	42	H	South Fla.	59 61								
204	H	Cincinnati	63 60	184	A	Tulsa	79 81								

Non-Div I Games:

East Carolina

Loss, Non-Conf, S Site, H Home A Away N Neutral

Average RPI Win:	197	WON-LOST	WINNING	LAST 10	STRENGTH OF	OPP. STRENGTH	TEAM	ADJ.	CONF.	ADJ CONF.
Average RPI Loss:	206	RECORD	PCT. RANK	GAMES	SCHEDULE	OF SCHEDULE	RPI	RPI	RPI	RPI
DIV. I ONLY	3- 21	339	2- 8	249	285	337	337	24	24	
DIV. I NON-CONF.	1- 11	336	0- 0	169	312	319	319	23	23	
TOTALS	RPI 1-25	RPI 26-50	W-L RECORDS	RPI 51-100	RPI 101-150	RPI 150+				
3- 21	0- 0	0- 0	OVERALL	0- 2	1- 2	2- 17				
3- 8	0- 0	0- 0	HOME	0- 1	1- 0	2- 7				
0- 13	0- 0	0- 0	AWAY	0- 1	0- 2	0- 10				
0- 0	0- 0	0- 0	NEUTRAL	0- 0	0- 0	0- 0				
1- 11	0- 0	0- 0	NON-CONFERENCE	0- 1	1- 1	0- 9				
1- 4	0- 0	0- 0	HOME	0- 0	1- 0	0- 4				
0- 7	0- 0	0- 0	AWAY	0- 1	0- 1	0- 5				
0- 0	0- 0	0- 0	NEUTRAL	0- 0	0- 0	0- 0				
2- 10	0- 0	0- 0	CONFERENCE	0- 1	0- 1	2- 8				
2- 4	0- 0	0- 0	HOME	0- 1	0- 0	2- 3				
0- 6	0- 0	0- 0	AWAY	0- 0	0- 1	0- 5				
0- 0	0- 0	0- 0	NEUTRAL	0- 0	0- 0	0- 0				

RPI S	Opponent	Score	RPI S	Opponent	Score	RPI S	Opponent	Score	RPI S	Opponent	Score	Team's RPI: 337
						79	A Saint Louis	47 78	110	A Belmont	61 89	
						85	H UT Martin	39 65	114	H IUPUI	77 71	
									115	A Memphis	49 80	
									153	H Loyola Chicago	75 86	
									173	A SIUE	75 87	
									174	H Milwaukee	71 82	
									175	H Stetson	66 68	
									196	H Southeast Mo. St.	64 59	
									204	A Cincinnati	57 70	
									207	H Eastern Ky.	56 75	
									218	A Ill.-Chicago	54 66	
									228	H Western Ill.	69 92	
									244	A Indiana St.	42 60	
									245	A Northern Ill.	63 79	
									259	A Omaha	67 76	
									263	H Tennessee St.	53 62	
									272	A Tennessee Tech	74 81	
									274	A Jacksonville St.	52 60	
									276	A Murray St.	56 66	
									280	A Austin Peay	45 80	
									280	H Austin Peay	64 56	
									295	H Morehead St.	77 85	
LAST 12 Division I GAMES:												
280	H Austin Peay	64 56	295	H Morehead St.	77 85							
196	H Southeast Mo. St.	64 59	207	H Eastern Ky.	56 75							
173	A SIUE	75 87	110	A Belmont	61 89							
276	A Murray St.	56 66	263	H Tennessee St.	53 62							
280	A Austin Peay	45 80	274	A Jacksonville St.	52 60							
85	H UT Martin	39 65	272	A Tennessee Tech	74 81							

Non-Div I Games:

Eastern Ill.

■ Loss,
 ■ Non-Conf,
 ■ S Site,
 ■ H Home
 ■ A Away
 N Neutral

Average RPI Win:	243	WON-LOST	WINNING	LAST 10	STRENGTH OF	OPP. STRENGTH	TEAM	ADJ.	CONF.	ADJ CONF.
Average RPI Loss:	162	RECORD	PCT. RANK	GAMES	SCHEDULE	OF SCHEDULE	RPI	RPI	RPI	RPI
DIV. I ONLY	10- 10	167	6- 4	245	242	207	207	24	24	
DIV. I NON-CONF.	4- 5	193	0- 0	150	166	171	171	23	23	
TOTALS	RPI 1-25	RPI 26-50	W-L RECORDS	RPI 51-100	RPI 101-150	RPI 150+				
10- 10	0- 0	0- 1	OVERALL	1- 2	1- 2	8- 5				
6- 3	0- 0	0- 0	HOME	1- 0	1- 1	4- 2				
3- 6	0- 0	0- 0	AWAY	0- 2	0- 1	3- 3				
1- 1	0- 0	0- 1	NEUTRAL	0- 0	0- 0	1- 0				
4- 5	0- 0	0- 1	NON-CONFERENCE	0- 2	1- 1	3- 1				
2- 1	0- 0	0- 0	HOME	0- 0	1- 1	1- 0				
1- 3	0- 0	0- 0	AWAY	0- 2	0- 0	1- 1				
1- 1	0- 0	0- 1	NEUTRAL	0- 0	0- 0	1- 0				
6- 5	0- 0	0- 0	CONFERENCE	1- 0	0- 1	5- 4				
4- 2	0- 0	0- 0	HOME	1- 0	0- 0	3- 2				
2- 3	0- 0	0- 0	AWAY	0- 0	0- 1	2- 2				
0- 0	0- 0	0- 0	NEUTRAL	0- 0	0- 0	0- 0				

RPI S	Opponent	Score	RPI S	Opponent	Score	RPI S	Opponent	Score	RPI S	Opponent	Score	Team's RPI: 207
			40 N	North Carolina St.	62 73	58 A	Western Ky.	60 76	101 H	Wright St.	69 71	
						85 H	UT Martin	70 61	110 A	Belmont	61 72	
						91 A	Missouri St.	63 87	149 H	ETSU	64 41	
									173 A	SIUE	74 89	
									196 H	Southeast Mo. St.	56 55	
									223 A	Richmond	62 81	
									257 A	Miami (OH)	77 72	
									263 A	Tennessee St.	70 66	
									272 H	Tennessee Tech	72 77	
									274 H	Jacksonville St.	54 56	
									275 N	Saint Francis (PA)	88 82	
									276 H	Murray St.	72 60	
									280 A	Austin Peay	66 94	
									295 H	Morehead St.	100 93	
									300 H	Western Caro.	91 62	
									337 A	Eastern Ill.	75 56	
LAST 12 Division I GAMES:												
110 A	Belmont	61 72	173 A	SIUE	74 89							
263 A	Tennessee St.	70 66	337 A	Eastern Ill.	75 56							
295 H	Morehead St.	100 93	196 H	Southeast Mo. St.	56 55							
274 H	Jacksonville St.	54 56	85 H	UT Martin	70 61							
272 H	Tennessee Tech	72 77	280 A	Austin Peay	66 94							
276 H	Murray St.	72 60	275 N	Saint Francis (PA)	88 82							

Non-Div I Games: Cincinnati Christian 112 34 Davis & Elkins 73 58

Eastern Ky.

■ Loss,
 ■ Non-Conf,
 ■ S Site,
 ■ Home
 ■ A Away
 N Neutral

Average RPI Win:	191	WON-LOST	WINNING	LAST 10	STRENGTH OF	OPP. STRENGTH	TEAM	ADJ.	CONF.	ADJ CONF.
Average RPI Loss:	89	RECORD	PCT. RANK	GAMES	SCHEDULE	OF SCHEDULE	RPI	RPI	RPI	RPI
DIV. I ONLY	12- 8	116	4- 6	133	121	111	111	11	11	
DIV. I NON-CONF.	7- 2	57	1- 0	178	133	58	58	13	13	
TOTALS	RPI 1-25	RPI 26-50	W-L RECORDS	RPI 51-100	RPI 101-150	RPI 150+				
12- 8	0- 1	0- 1	OVERALL	1- 3	4- 2	7- 1				
7- 3	0- 0	0- 1	HOME	1- 1	3- 1	3- 0				
5- 4	0- 1	0- 0	AWAY	0- 1	1- 1	4- 1				
0- 1	0- 0	0- 0	NEUTRAL	0- 1	0- 0	0- 0				
7- 2	0- 1	0- 0	NON-CONFERENCE	1- 1	1- 0	5- 0				
3- 0	0- 0	0- 0	HOME	1- 0	0- 0	2- 0				
4- 1	0- 1	0- 0	AWAY	0- 0	1- 0	3- 0				
0- 1	0- 0	0- 0	NEUTRAL	0- 1	0- 0	0- 0				
5- 6	0- 0	0- 1	CONFERENCE	0- 2	3- 2	2- 1				
4- 3	0- 0	0- 1	HOME	0- 1	3- 1	1- 0				
1- 3	0- 0	0- 0	AWAY	0- 1	0- 1	1- 1				
0- 0	0- 0	0- 0	NEUTRAL	0- 0	0- 0	0- 0				

RPI 1-25				RPI 26-50				RPI 51-100				RPI 101+				Team's RPI: 111
RPI	S	Opponent	Score	RPI	S	Opponent	Score	RPI	S	Opponent	Score	RPI	S	Opponent	Score	
23	A	Kentucky	67 89	32	H	Ohio	64 71	63	A	Ball St.	54 76	108	H	Toledo	59 41	
								64	N	Abilene Christian	59 83	109	A	Akron	72 75	
								72	H	Central Mich.	65 66	109	H	Akron	65 68	
								76	H	Michigan	64 63	116	H	Western Mich.	70 66	
												137	H	Buffalo	67 56	
												144	A	Harvard	85 81	
												157	H	Oral Roberts	77 69	
												161	A	Detroit	85 68	
												188	H	UTRGV	78 56	
												238	A	Bowling Green	63 67	
												245	A	Northern Ill.	87 80	
												286	A	Monmouth	78 68	
												329	H	Kent St.	72 51	
												341	A	Air Force	72 59	
LAST 12 Division I GAMES:																
116	H	Western Mich.	70 66	329	H	Kent St.	72 51									
72	H	Central Mich.	65 66	32	H	Ohio	64 71									
109	A	Akron	72 75	245	A	Northern Ill.	87 80									
238	A	Bowling Green	63 67	109	H	Akron	65 68									
108	H	Toledo	59 41	137	H	Buffalo	67 56									
63	A	Ball St.	54 76	161	A	Detroit	85 68									

Non-Div I Games: Madonna 104 45 Hillsdale 94 77

Eastern Mich.

■ Loss,
 ■ Non-Conf, S Site,
 ■ Home
 ■ Away
 N Neutral

Average RPI Win:	245	WON-LOST	WINNING	LAST 10	STRENGTH OF	OPP. STRENGTH	TEAM	ADJ.	CONF.	ADJ CONF.
Average RPI Loss:	140	RECORD	PCT. RANK	GAMES	SCHEDULE	OF SCHEDULE	RPI	RPI	RPI	RPI
DIV. I ONLY	15- 7	81	9- 1	328	158	185	185	20	20	
DIV. I NON-CONF.	5- 6	180	0- 1	302	152	266	266	21	21	
TOTALS	RPI 1-25	RPI 26-50	W-L RECORDS	RPI 51-100	RPI 101-150	RPI 150+				
15- 7	0- 0	0- 0	OVERALL	0- 3	2- 2	13- 2				
9- 2	0- 0	0- 0	HOME	0- 1	1- 1	8- 0				
6- 2	0- 0	0- 0	AWAY	0- 0	1- 0	5- 0				
0- 3	0- 0	0- 0	NEUTRAL	0- 1	0- 1	0- 1				
5- 6	0- 0	0- 0	NON-CONFERENCE	0- 3	0- 2	5- 1				
3- 2	0- 0	0- 0	HOME	0- 1	0- 1	3- 0				
2- 1	0- 0	0- 0	AWAY	0- 1	0- 0	2- 0				
0- 3	0- 0	0- 0	NEUTRAL	0- 1	0- 1	0- 1				
10- 1	0- 0	0- 0	CONFERENCE	0- 0	2- 0	8- 1				
6- 0	0- 0	0- 0	HOME	0- 0	1- 0	5- 0				
4- 1	0- 0	0- 0	AWAY	0- 0	1- 0	3- 1				
0- 0	0- 0	0- 0	NEUTRAL	0- 0	0- 0	0- 0				

RPI 1-25			RPI 26-50			RPI 51-100			RPI 101+ Team's RPI: 185		
RPI	S	Opponent	Score	RPI	S	Opponent	Score	RPI	S	Opponent	Score
								64	H	Abilene Christian	60 72
								87	A	Gonzaga	56 78
								89	N	Northwestern	70 74
								119	N	Creighton	60 66
								124	H	North Dakota	60 57
								127	H	Boise St.	79 84
								140	A	Idaho	74 66
								162	H	Montana St.	81 69
								168	H	Northern Colo.	59 55
								172	N	East Carolina	62 80
								206	A	Sacramento St.	100 83
								220	H	Utah Valley	68 64
								225	H	Montana	67 65
								260	A	Northern Ariz.	81 71
								260	H	Northern Ariz.	72 65
								283	H	CSUN	70 59
								293	A	Wichita St.	67 62
								321	A	Portland St.	79 81
								328	A	Southern Utah	85 82
								328	H	Southern Utah	64 53
								340	A	Cal St. Fullerton	68 57
								341	H	Air Force	65 44
LAST 12 Division I GAMES:											
328	H	Southern Utah	64 53	260	A	Northern Ariz.	81 71				
260	H	Northern Ariz.	72 65	328	A	Southern Utah	85 82				
206	A	Sacramento St.	100 83	140	A	Idaho	74 66				
321	A	Portland St.	79 81	124	H	North Dakota	60 57				
225	H	Montana	67 65	168	H	Northern Colo.	59 55				
162	H	Montana St.	81 69	127	H	Boise St.	79 84				

Non-Div I Games: Eastern Ore. 64 40

Eastern Wash.

■ Loss,
 ■ Non-Conf,
 ■ S Site,
 ■ Home
 ■ A Away
 N Neutral

Average RPI Win: 178	WON-LOST	WINNING	LAST 10	STRENGTH OF	OPP. STRENGTH	TEAM	ADJ.	CONF.	ADJ CONF.
Average RPI Loss: 112	RECORD	PCT. RANK	GAMES	SCHEDULE	OF SCHEDULE	RPI	RPI	RPI	RPI
DIV. I ONLY	13- 8	108	6- 4	91	117	69	69	13	13
DIV. I NON-CONF.	6- 4	125	0- 1	61	71	49	49	12	12
TOTALS	RPI 1-25	RPI 26-50	W-L RECORDS	RPI 51-100	RPI 101-150	RPI 150+			
13- 8	0- 1	1- 1	OVERALL	2- 3	1- 1	9- 2			
7- 1	0- 0	0- 0	HOME	2- 1	1- 0	4- 0			
6- 7	0- 1	1- 1	AWAY	0- 2	0- 1	5- 2			
0- 0	0- 0	0- 0	NEUTRAL	0- 0	0- 0	0- 0			
6- 4	0- 1	1- 1	NON-CONFERENCE	1- 0	1- 1	3- 1			
3- 0	0- 0	0- 0	HOME	1- 0	1- 0	1- 0			
3- 4	0- 1	1- 1	AWAY	0- 0	0- 1	2- 1			
0- 0	0- 0	0- 0	NEUTRAL	0- 0	0- 0	0- 0			
7- 4	0- 0	0- 0	CONFERENCE	1- 3	0- 0	6- 1			
4- 1	0- 0	0- 0	HOME	1- 1	0- 0	3- 0			
3- 3	0- 0	0- 0	AWAY	0- 2	0- 0	3- 1			
0- 0	0- 0	0- 0	NEUTRAL	0- 0	0- 0	0- 0			

RPI 1-25				RPI 26-50				RPI 51-100				Team's RPI: 69	RPI 101+			
RPI	S	Opponent	Score	RPI	S	Opponent	Score	RPI	S	Opponent	Score		RPI	S	Opponent	Score
3	A	South Carolina	63 78	34	A	West Virginia	57 67	53	H	James Madison	76 81		102	A	Liberty	63 72
				40	A	North Carolina St.	69 66	78	A	Hofstra	49 59		149	H	ETSU	50 38
								78	H	Hofstra	61 60		176	H	Col. of Charleston	52 41
								83	A	Drexel	31 74		194	A	Delaware	66 64
								92	H	Charlotte	90 83		195	A	Northeastern	56 54
													197	H	William & Mary	73 51
													214	A	Furman	65 55
													239	A	UNCW	67 60
													239	H	UNCW	70 53
													242	H	High Point	80 69
													253	A	Navy	70 73
													265	A	American	62 54
													291	A	Towson	78 85
LAST 12 Division I GAMES:																
				194	A	Delaware	66 64					83	A	Drexel	31 74	
				197	H	William & Mary	73 51					291	A	Towson	78 85	
				78	A	Hofstra	49 59					53	H	James Madison	76 81	
				195	A	Northeastern	56 54					78	H	Hofstra	61 60	
				239	H	UNCW	70 53					239	A	UNCW	67 60	
				176	H	Col. of Charleston	52 41					34	A	West Virginia	57 67	

Non-Div I Games: Lenoir-Rhyne 67 29

Elon

Average RPI Win: 308		WON-LOST	WINNING	LAST 10	STRENGTH OF	OPP. STRENGTH	TEAM	ADJ.	CONF.	ADJ CONF.
Average RPI Loss: 170		RECORD	PCT. RANK	GAMES	SCHEDULE	OF SCHEDULE	RPI	RPI	RPI	RPI
DIV. I ONLY		2- 20	343	1- 9	160	267	318	318	21	21
DIV. I NON-CONF.		1- 10	330	0- 1	66	317	270	270	17	17
TOTALS	RPI 1-25	RPI 26-50		W-L RECORDS		RPI 51-100	RPI 101-150	RPI 150+		
2- 20	0- 0	0- 0		OVERALL		0- 6	0- 4	2- 10		
1- 7	0- 0	0- 0		HOME		0- 2	0- 1	1- 4		
1- 11	0- 0	0- 0		AWAY		0- 3	0- 3	1- 5		
0- 2	0- 0	0- 0		NEUTRAL		0- 1	0- 0	0- 1		
1- 10	0- 0	0- 0		NON-CONFERENCE		0- 4	0- 2	1- 4		
0- 4	0- 0	0- 0		HOME		0- 2	0- 1	0- 1		
1- 4	0- 0	0- 0		AWAY		0- 1	0- 1	1- 2		
0- 2	0- 0	0- 0		NEUTRAL		0- 1	0- 0	0- 1		
1- 10	0- 0	0- 0		CONFERENCE		0- 2	0- 2	1- 6		
1- 3	0- 0	0- 0		HOME		0- 0	0- 0	1- 3		
0- 7	0- 0	0- 0		AWAY		0- 2	0- 2	0- 3		
0- 0	0- 0	0- 0		NEUTRAL		0- 0	0- 0	0- 0		

RPI 1-25				RPI 26-50				RPI 51-100				RPI 101+				Team's RPI:	318
RPI	S	Opponent	Score	RPI	S	Opponent	Score	RPI	S	Opponent	Score	RPI	S	Opponent	Score		
								63	H	Ball St.	53	73	114	H	IUPUI	62	68
								67	N	Santa Clara	44	62	129	A	UNI	51	62
								73	A	Nebraska	40	85	133	A	Xavier	57	65
								85	H	UT Martin	48	75	142	A	Southern Ill.	56	74
								91	A	Missouri St.	70	77	153	A	Loyola Chicago	54	67
								99	A	Drake	52	94	153	H	Loyola Chicago	49	63
													162	N	Montana St.	55	81
													238	A	Bowling Green	56	74
													244	H	Indiana St.	44	59
													257	A	Miami (OH)	85	91
													276	H	Murray St.	54	73
													293	A	Wichita St.	50	58
													302	A	Cleveland St.	72	63
													313	A	Bradley	52	66
													313	H	Bradley	62	46
													314	H	Illinois St.	57	64
LAST 12 Division I GAMES:																	
				153	A	Loyola Chicago	54	67	142	A	Southern Ill.	56	74				
				313	A	Bradley	52	66	313	H	Bradley	62	46				
				244	H	Indiana St.	44	59	153	H	Loyola Chicago	49	63				
				314	H	Illinois St.	57	64	99	A	Drake	52	94				
				293	A	Wichita St.	50	58	129	A	UNI	51	62				
				91	A	Missouri St.	70	77	114	H	IUPUI	62	68				

Non-Div I Games:

Evansville

■ Loss, ■ Non-Conf, S Site, H Home A Away N Neutral

Average RPI Win:	202	WON-LOST	WINNING	LAST 10	STRENGTH OF	OPP. STRENGTH	TEAM	ADJ.	CONF.	ADJ CONF.
Average RPI Loss:	67	RECORD	PCT. RANK	GAMES	SCHEDULE	OF SCHEDULE	RPI	RPI	RPI	RPI
DIV. I ONLY	20- 4	19	10- 0	156	175	65	65	29	29	
DIV. I NON-CONF.	11- 4	76	3- 0	68	77	54	54	27	27	
TOTALS	RPI 1-25	RPI 26-50	W-L RECORDS	RPI 51-100	RPI 101-150	RPI 150+				
20- 4	0- 1	1- 1	OVERALL	1- 1	5- 0	13- 1				
9- 2	0- 0	0- 0	HOME	1- 1	2- 0	6- 1				
9- 0	0- 0	1- 0	AWAY	0- 0	1- 0	7- 0				
2- 2	0- 1	0- 1	NEUTRAL	0- 0	2- 0	0- 0				
11- 4	0- 1	1- 1	NON-CONFERENCE	1- 1	5- 0	4- 1				
4- 2	0- 0	0- 0	HOME	1- 1	2- 0	1- 1				
5- 0	0- 0	1- 0	AWAY	0- 0	1- 0	3- 0				
2- 2	0- 1	0- 1	NEUTRAL	0- 0	2- 0	0- 0				
9- 0	0- 0	0- 0	CONFERENCE	0- 0	0- 0	9- 0				
5- 0	0- 0	0- 0	HOME	0- 0	0- 0	5- 0				
4- 0	0- 0	0- 0	AWAY	0- 0	0- 0	4- 0				
0- 0	0- 0	0- 0	NEUTRAL	0- 0	0- 0	0- 0				

RPI 1-25			RPI 26-50			RPI 51-100			Team's RPI: 65	RPI 101+		
RPI	S	Opponent	Score	RPI	S	Opponent	Score	RPI	S	Opponent	Score	
21	N	Mississippi St.	60 65	32	N	Ohio	57 69	52	H	Arkansas St.	48 62	104 N Arizona 57 55
				36	A	George Washington	64 60	56	H	Auburn	52 45	109 A Akron 82 64
												116 N Western Mich. 60 42
												118 H Quinnipiac 71 70
												144 H Harvard 74 65
												163 H Fla. Atlantic 55 62
												169 A Jacksonville 59 55
												169 H Jacksonville 58 39
												175 H Stetson 61 48
												222 H Hartford 64 44
												227 H USC Upstate 54 43
												250 A Providence 50 41
												273 A N.C. A&T 60 36
												290 A Kennesaw St. 78 47
												301 A North Florida 65 38
												301 H North Florida 75 50
												306 A FIU 81 53
												335 A Lipscomb 71 39
												343 H NJIT 70 37
LAST 12 Division I GAMES:												
169	A	Jacksonville	59 55	343	H	NJIT	70 37					
301	H	North Florida	75 50	227	H	USC Upstate	54 43					
169	H	Jacksonville	58 39	175	H	Stetson	61 48					
301	A	North Florida	65 38	222	H	Hartford	64 44					
290	A	Kennesaw St.	78 47	56	H	Auburn	52 45					
335	A	Lipscomb	71 39	118	H	Quinnipiac	71 70					

Non-Div I Games: St. Thomas (FL) 86 33

FGCU

■ Loss,
 ■ Non-Conf,
 ■ S Site,
 ■ H Home
 ■ A Away
 N Neutral

Average RPI Win:	260	WON-LOST	WINNING	LAST 10	STRENGTH OF	OPP. STRENGTH	TEAM	ADJ.	CONF.	ADJ CONF.
Average RPI Loss:	145	RECORD	PCT. RANK	GAMES	SCHEDULE	OF SCHEDULE	RPI	RPI	RPI	RPI
DIV. I ONLY	3- 19	334	1- 9	146	150	306	306	12	12	
DIV. I NON-CONF.	2- 9	296	0- 1	270	221	334	334	10	10	
TOTALS	RPI 1-25	RPI 26-50	W-L RECORDS	RPI 51-100	RPI 101-150	RPI 150+				
3- 19	0- 1	0- 1	OVERALL	0- 5	0- 3	3- 9				
3- 10	0- 1	0- 0	HOME	0- 4	0- 2	3- 3				
0- 9	0- 0	0- 0	AWAY	0- 0	0- 0	0- 2				
0- 0	0- 0	0- 0	NEUTRAL	0- 0	0- 0	0- 0				
2- 9	0- 0	0- 1	NON-CONFERENCE	0- 2	0- 1	2- 5				
2- 5	0- 0	0- 0	HOME	0- 2	0- 1	2- 2				
0- 4	0- 0	0- 1	AWAY	0- 0	0- 0	0- 3				
0- 0	0- 0	0- 0	NEUTRAL	0- 0	0- 0	0- 0				
1- 10	0- 1	0- 0	CONFERENCE	0- 3	0- 2	1- 4				
1- 5	0- 1	0- 0	HOME	0- 2	0- 1	1- 1				
0- 5	0- 0	0- 0	AWAY	0- 1	0- 1	0- 3				
0- 0	0- 0	0- 0	NEUTRAL	0- 0	0- 0	0- 0				

RPI	S	Opponent	Score	RPI	S	Opponent	Score	RPI	S	Opponent	Score	RPI	S	Opponent	Score	Team's RPI: 306
24	H	UTEP	57 69	38	A	Miami (FL)	55 83	58	H	Western Ky.	69 71	123	H	Wake Forest	53 57	
								65	H	FGCU	53 81	134	H	Marshall	58 65	
								80	H	Middle Tenn.	62 85	136	A	Southern Miss.	55 82	
								84	H	Marquette	83 95	158	A	Old Dominion	49 84	
								92	A	Charlotte	74 87	163	A	Fla. Atlantic	82 87	
												164	A	Louisiana Tech	63 82	
												166	H	UAB	72 61	
												169	A	Jacksonville	44 80	
												181	H	Rhode Island	50 68	
												229	H	UTSA	52 63	
												264	A	UCF	72 89	
												293	H	Wichita St.	62 76	
												299	H	Florida A&M	81 65	
												302	A	Cleveland St.	57 64	
												316	H	UMass Lowell	71 68	
LAST 12 Division I GAMES:																
80	H	Middle Tenn.	62 85	136	A	Southern Miss.	55 82									
166	H	UAB	72 61	164	A	Louisiana Tech	63 82									
158	A	Old Dominion	49 84	134	H	Marshall	58 65									
92	A	Charlotte	74 87	58	H	Western Ky.	69 71									
24	H	UTEP	57 69	163	A	Fla. Atlantic	82 87									
229	H	UTSA	52 63	123	H	Wake Forest	53 57									

Non-Div I Games:

FIU

■ Loss,
 ■ Non-Conf, S Site,
 ■ Home
 ■ Away
 N Neutral

Fairfield

Through Games Of Feb. 10, 2016

Average RPI Win:	254	WON-LOST	WINNING	LAST 10	STRENGTH OF	OPP. STRENGTH	TEAM	ADJ.	CONF.	ADJ CONF.
Average RPI Loss:	158	RECORD	PCT. RANK	GAMES	SCHEDULE	OF SCHEDULE	RPI	RPI	RPI	RPI
DIV. I ONLY	13- 10	135	7- 3	271	253	208	208	23	23	
DIV. I NON-CONF.	5- 4	138	0- 0	139	255	160	160	24	24	
TOTALS	RPI 1-25	RPI 26-50	W-L RECORDS	RPI 51-100	RPI 101-150	RPI 150+				
13- 10	0- 0	0- 2	OVERALL	0- 1	1- 2	12- 5				
8- 6	0- 0	0- 1	HOME	0- 1	1- 2	7- 2				
5- 4	0- 0	0- 1	AWAY	0- 0	0- 0	5- 3				
0- 0	0- 0	0- 0	NEUTRAL	0- 0	0- 0	0- 0				
5- 4	0- 0	0- 2	NON-CONFERENCE	0- 1	1- 0	4- 1				
4- 2	0- 0	0- 1	HOME	0- 1	1- 0	3- 0				
1- 2	0- 0	0- 1	AWAY	0- 0	0- 0	1- 1				
0- 0	0- 0	0- 0	NEUTRAL	0- 0	0- 0	0- 0				
8- 6	0- 0	0- 0	CONFERENCE	0- 0	0- 2	8- 4				
4- 4	0- 0	0- 0	HOME	0- 0	0- 2	4- 2				
4- 2	0- 0	0- 0	AWAY	0- 0	0- 0	4- 2				
0- 0	0- 0	0- 0	NEUTRAL	0- 0	0- 0	0- 0				

RPI 1-25				RPI 26-50				RPI 51-100				RPI 101+				Team's RPI: 208	
RPI	S	Opponent	Score	RPI	S	Opponent	Score	RPI	S	Opponent	Score	RPI	S	Opponent	Score		
				31	A	St. John's (NY)	54 73	78	H	Hofstra	53 67	112	H	Iona	46 56		
				50	H	Albany (NY)	50 62					118	H	Quinnipiac	55 64		
												144	H	Harvard	67 50		
												165	A	Cornell	35 59		
												186	H	Marist	57 72		
												217	A	Canisius	51 50		
												217	H	Canisius	52 48		
												219	A	Manhattan	59 57		
												219	H	Manhattan	55 70		
												224	H	Siena	67 55		
												255	A	Loyola Maryland	71 45		
												256	H	Sacred Heart	61 50		
												278	H	La Salle	62 59		
												286	A	Monmouth	68 60		
												289	A	Niagara	55 56		
												289	H	Niagara	61 43		
												292	A	Rider	55 39		
												292	H	Rider	63 56		
												331	H	IPFW	74 62		
												333	A	Saint Peter's	46 56		
LAST 12 Division I GAMES:																	
				224	H	Siena	67 55	219	A	Manhattan	59 57						
				289	H	Niagara	61 43	292	A	Rider	55 39						
				286	A	Monmouth	68 60	333	A	Saint Peter's	46 56						
				292	H	Rider	63 56	219	H	Manhattan	55 70						
				217	H	Canisius	52 48	289	A	Niagara	55 56						
				118	H	Quinnipiac	55 64	217	A	Canisius	51 50						

Non-Div I Games:

Fairfield

■ Loss,
■ Non-Conf,
■ S Site,
■ H Home
■ A Away
N Neutral

Average RPI Win:	295	WON-LOST	WINNING	LAST 10	STRENGTH OF	OPP. STRENGTH	TEAM	ADJ.	CONF.	ADJ CONF.
Average RPI Loss:	205	RECORD	PCT. RANK	GAMES	SCHEDULE	OF SCHEDULE	RPI	RPI	RPI	RPI
DIV. I ONLY	9- 16	248	5- 5	318	336	311	311	31	31	
DIV. I NON-CONF.	3- 10	277	0- 1	226	244	306	306	32	32	
TOTALS	RPI 1-25	RPI 26-50	W-L RECORDS	RPI 51-100	RPI 101-150	RPI 150+				
9- 16	0- 0	0- 1	OVERALL	0- 1	0- 3	9- 11				
6- 7	0- 0	0- 0	HOME	0- 0	0- 0	6- 7				
2- 7	0- 0	0- 1	AWAY	0- 1	0- 1	2- 4				
1- 2	0- 0	0- 0	NEUTRAL	0- 0	0- 2	1- 0				
3- 10	0- 0	0- 1	NON-CONFERENCE	0- 1	0- 3	3- 5				
2- 5	0- 0	0- 0	HOME	0- 0	0- 0	2- 5				
0- 3	0- 0	0- 1	AWAY	0- 1	0- 1	0- 0				
1- 2	0- 0	0- 0	NEUTRAL	0- 0	0- 2	1- 0				
6- 6	0- 0	0- 0	CONFERENCE	0- 0	0- 0	6- 6				
4- 2	0- 0	0- 0	HOME	0- 0	0- 0	4- 2				
2- 4	0- 0	0- 0	AWAY	0- 0	0- 0	2- 4				
0- 0	0- 0	0- 0	NEUTRAL	0- 0	0- 0	0- 0				

RPI S	Opponent	Score	RPI S	Opponent	Score	RPI S	Opponent	Score	RPI S	Opponent	Score	Team's RPI: 311
			34 A	West Virginia	42 91	90 A	Bucknell	62 72	106 N	Yale	58 77	
									107 A	North Carolina	46 64	
									112 N	Iona	54 77	
									152 H	Brown	48 63	
									183 A	Robert Morris	83 68	
									211 H	Bryant	41 70	
									219 H	Manhattan	78 85	
									224 H	Siena	65 81	
									231 H	Columbia	83 87	
									232 N	Grand Canyon	74 68	
									256 A	Sacred Heart	61 72	
									275 A	Saint Francis (PA)	67 87	
									275 H	Saint Francis (PA)	73 72	
									277 H	Central Conn. St.	75 78	
									286 H	Monmouth	81 75	
									316 H	UMass Lowell	67 78	
									325 A	LIU Brooklyn	62 65	
									325 H	LIU Brooklyn	75 58	
									333 H	Saint Peter's	73 52	
									338 H	Mt. St. Mary's	66 53	
									342 A	Wagner	73 57	
									344 A	St. Francis Brooklyn	78 88	
									344 H	St. Francis Brooklyn	65 61	
LAST 12 Division I GAMES:												
			344 A	St. Francis Brooklyn	78 88		275 A	Saint Francis (PA)	67 87			
			342 A	Wagner	73 57		183 A	Robert Morris	83 68			
			275 H	Saint Francis (PA)	73 72		277 H	Central Conn. St.	75 78			
			325 A	LIU Brooklyn	62 65		256 A	Sacred Heart	61 72			
			325 H	LIU Brooklyn	75 58		231 H	Columbia	83 87			
			338 H	Mt. St. Mary's	66 53		211 H	Bryant	41 70			

Non-Div I Games:

Fairleigh Dickinson

■ Loss,
 ■ Non-Conf,
 ■ S Site,
 ■ H Home
 ■ A Away
 N Neutral

Average RPI Win:	209	WON-LOST	WINNING	LAST 10	STRENGTH OF	OPP. STRENGTH	TEAM	ADJ.	CONF.	ADJ CONF.
Average RPI Loss:	112	RECORD	PCT. RANK	GAMES	SCHEDULE	OF SCHEDULE	RPI	RPI	RPI	RPI
DIV. I ONLY	10- 11	187	2- 8	73	184	163	163	12	12	
DIV. I NON-CONF.	7- 3	91	1- 0	60	296	77	77	10	10	
TOTALS	RPI 1-25	RPI 26-50	W-L RECORDS	RPI 51-100	RPI 101-150	RPI 150+				
10- 11	0- 1	0- 1	OVERALL	1- 4	2- 1	7- 4				
8- 5	0- 1	0- 0	HOME	0- 3	2- 0	6- 1				
1- 6	0- 0	0- 1	AWAY	1- 1	0- 1	0- 3				
1- 0	0- 0	0- 0	NEUTRAL	0- 0	0- 0	1- 0				
7- 3	0- 0	0- 1	NON-CONFERENCE	1- 1	1- 0	5- 1				
5- 1	0- 0	0- 0	HOME	0- 1	1- 0	4- 0				
1- 2	0- 0	0- 1	AWAY	1- 0	0- 0	0- 1				
1- 0	0- 0	0- 0	NEUTRAL	0- 0	0- 0	1- 0				
3- 8	0- 1	0- 0	CONFERENCE	0- 3	1- 1	2- 3				
3- 4	0- 1	0- 0	HOME	0- 2	1- 0	2- 1				
0- 4	0- 0	0- 0	AWAY	0- 1	0- 1	0- 2				
0- 0	0- 0	0- 0	NEUTRAL	0- 0	0- 0	0- 0				

RPI	S	Opponent	Score	RPI	S	Opponent	Score	RPI	S	Opponent	Score	RPI	S	Opponent	Score	Team's RPI: 163
24	H	UTEP	66 78	45	A	Kansas St.	53 102	58	H	Western Ky.	62 81	109	H	Akron	91 77	
								65	A	FGCU	62 55	134	H	Marshall	84 73	
								80	H	Middle Tenn.	73 83	136	A	Southern Miss.	80 89	
								81	H	South Dakota	53 76	158	A	Old Dominion	45 85	
								92	A	Charlotte	79 85	164	A	Louisiana Tech	62 65	
												166	H	UAB	62 67	
												174	H	Milwaukee	71 67	
												225	A	Montana	69 83	
												229	H	UTSA	64 51	
												247	H	Bethune-Cookman	82 60	
												257	H	Miami (OH)	68 65	
												263	N	Tennessee St.	69 64	
												304	H	Delaware St.	83 55	
												306	H	FIU	87 82	
LAST 12 Division I GAMES:																
166	H	UAB	62 67	164	A	Louisiana Tech	62 65									
80	H	Middle Tenn.	73 83	136	A	Southern Miss.	80 89									
92	A	Charlotte	79 85	58	H	Western Ky.	62 81									
158	A	Old Dominion	45 85	134	H	Marshall	84 73									
229	H	UTSA	64 51	306	H	FIU	87 82									
24	H	UTEP	66 78	257	H	Miami (OH)	68 65									

Non-Div I Games: Keiser 74 52

Fla. Atlantic

Average RPI Win:	137	WON-LOST	WINNING	LAST 10	STRENGTH OF	OPP. STRENGTH	TEAM	ADJ.	CONF.	ADJ CONF.
Average RPI Loss:	35	RECORD	PCT. RANK	GAMES	SCHEDULE	OF SCHEDULE	RPI	RPI	RPI	RPI
DIV. I ONLY	19- 4	26	7- 3	62	27	22	22	2	2	
DIV. I NON-CONF.	12- 1	9	2- 0	148	86	20	20	2	2	
TOTALS	RPI 1-25	RPI 26-50	W-L RECORDS	RPI 51-100	RPI 101-150	RPI 150+				
19- 4	4- 1	1- 2	OVERALL	2- 1	5- 0	7- 0				
11- 2	3- 1	1- 1	HOME	1- 0	2- 0	4- 0				
6- 2	1- 0	0- 1	AWAY	0- 1	3- 0	2- 0				
2- 0	0- 0	0- 0	NEUTRAL	1- 0	0- 0	1- 0				
12- 1	1- 0	1- 0	NON-CONFERENCE	2- 1	1- 0	7- 0				
7- 0	1- 0	1- 0	HOME	1- 0	0- 0	4- 0				
3- 1	0- 0	0- 0	AWAY	0- 1	1- 0	2- 0				
2- 0	0- 0	0- 0	NEUTRAL	1- 0	0- 0	1- 0				
7- 3	3- 1	0- 2	CONFERENCE	0- 0	4- 0	0- 0				
4- 2	2- 1	0- 1	HOME	0- 0	2- 0	0- 0				
3- 1	1- 0	0- 1	AWAY	0- 0	2- 0	0- 0				
0- 0	0- 0	0- 0	NEUTRAL	0- 0	0- 0	0- 0				

RPI	S	Opponent	Score	RPI	S	Opponent	Score	RPI	S	Opponent	Score	RPI	S	Opponent	Score
14	H	Florida St.	82 72	27	H	Georgia	61 71	52	H	Arkansas St.	76 72	117	H	LSU	53 45
15	A	Tennessee	74 66	33	A	Missouri	64 79	59	A	Temple	91 97	128	A	Arkansas	71 66
18	H	Texas A&M	83 81	40	H	North Carolina St.	79 72	63	N	Ball St.	85 79	138	A	Wisconsin	91 75
21	H	Mississippi St.	70 76									139	A	Ole Miss	85 65
23	H	Kentucky	85 79									150	H	Alabama	80 72
												179	A	Colorado	83 61
												183	H	Robert Morris	79 52
												212	A	South Ala.	72 60
												264	N	UCF	93 79
												275	H	Saint Francis (PA)	122 65
												290	H	Kennesaw St.	84 57
												294	H	Savannah St.	99 34
LAST 12 Division I GAMES:															
18	H	Texas A&M	83 81	27	H	Georgia	61 71								
23	H	Kentucky	85 79	139	A	Ole Miss	85 65								
128	A	Arkansas	71 66	15	A	Tennessee	74 66								
33	A	Missouri	64 79	21	H	Mississippi St.	70 76								
150	H	Alabama	80 72	264	N	UCF	93 79								
117	H	LSU	53 45	40	H	North Carolina St.	79 72								

Non-Div I Games:

Florida

Average RPI Win:	276	WON-LOST	WINNING	LAST 10	STRENGTH OF	OPP. STRENGTH	TEAM	ADJ.	CONF.	ADJ CONF.
Average RPI Loss:	221	RECORD	PCT. RANK	GAMES	SCHEDULE	OF SCHEDULE	RPI	RPI	RPI	RPI
DIV. I ONLY	10- 10	167	6- 3	347	255	299	299	30	30	
DIV. I NON-CONF.	4- 7	222	2- 1	344	131	313	313	30	30	
TOTALS	RPI 1-25	RPI 26-50	W-L RECORDS	RPI 51-100	RPI 101-150	RPI 150+				
10- 10	0- 0	0- 1	OVERALL	0- 0	0- 2	10- 7				
5- 4	0- 0	0- 0	HOME	0- 0	0- 1	5- 3				
3- 5	0- 0	0- 1	AWAY	0- 0	0- 1	3- 3				
2- 1	0- 0	0- 0	NEUTRAL	0- 0	0- 0	2- 1				
4- 7	0- 0	0- 1	NON-CONFERENCE	0- 0	0- 2	4- 4				
1- 2	0- 0	0- 0	HOME	0- 0	0- 1	1- 1				
1- 4	0- 0	0- 1	AWAY	0- 0	0- 1	1- 2				
2- 1	0- 0	0- 0	NEUTRAL	0- 0	0- 0	2- 1				
6- 3	0- 0	0- 0	CONFERENCE	0- 0	0- 0	6- 3				
4- 2	0- 0	0- 0	HOME	0- 0	0- 0	4- 2				
2- 1	0- 0	0- 0	AWAY	0- 0	0- 0	2- 1				
0- 0	0- 0	0- 0	NEUTRAL	0- 0	0- 0	0- 0				

RPI 1-25			RPI 26-50			RPI 51-100			RPI 101+ Team's RPI: 299		
RPI	S	Opponent	Score	RPI	S	Opponent	Score	RPI	S	Opponent	Score
				26	A	Southern California	45 88				
								107	A	North Carolina	58 94
								126	H	Mercer	50 54
								167	A	Hampton	66 59
								187	N	UC Davis	61 58
								216	H	Morgan St.	62 67
								234	A	Clemson	77 68
								247	A	Bethune-Cookman	60 67
								252	H	Coppin St.	79 73
								264	A	UCF	55 93
								290	H	Kennesaw St.	69 67
								294	H	Savannah St.	59 38
								300	N	Western Caro.	53 69
								304	H	Delaware St.	86 56
								305	H	Southeastern La.	57 62
								306	A	FIU	65 81
								315	H	South Carolina St.	62 68
								336	N	New Orleans	71 60
								346	A	Norfolk St.	83 67
								349	H	N.C. Central	55 45
LAST 12 Division I GAMES:											
304	H	Delaware St.	86 56	346	A	Norfolk St.	83 67				
349	H	N.C. Central	55 45	126	H	Mercer	50 54				
247	A	Bethune-Cookman	60 67	294	H	Savannah St.	59 38				
252	H	Coppin St.	79 73	234	A	Clemson	77 68				
216	H	Morgan St.	62 67	187	N	UC Davis	61 58				
167	A	Hampton	66 59	26	A	Southern California	45 88				

Non-Div I Games: Clark Atlanta 98 88 Fla. Memorial 66 62

Florida A&M

Loss, Non-Conf, S Site, H Home A Away N Neutral

Average RPI Win:	154	WON-LOST	WINNING	LAST 10	STRENGTH OF	OPP. STRENGTH	TEAM	ADJ.	CONF.	ADJ CONF.
Average RPI Loss:	12	RECORD	PCT. RANK	GAMES	SCHEDULE	OF SCHEDULE	RPI	RPI	RPI	RPI
DIV. I ONLY	19- 4	26	9- 1	56	65	14	14	5	5	
DIV. I NON-CONF.	10- 3	61	1- 1	36	109	24	24	5	5	
TOTALS	RPI 1-25	RPI 26-50	W-L RECORDS	RPI 51-100	RPI 101-150	RPI 150+				
19- 4	0- 4	2- 0	OVERALL	5- 0	4- 0	8- 0				
13- 0	0- 0	1- 0	HOME	5- 0	2- 0	5- 0				
5- 3	0- 3	1- 0	AWAY	0- 0	2- 0	2- 0				
1- 1	0- 1	0- 0	NEUTRAL	0- 0	0- 0	1- 0				
10- 3	0- 3	1- 0	NON-CONFERENCE	2- 0	1- 0	6- 0				
8- 0	0- 0	1- 0	HOME	2- 0	1- 0	4- 0				
1- 2	0- 2	0- 0	AWAY	0- 0	0- 0	1- 0				
1- 1	0- 1	0- 0	NEUTRAL	0- 0	0- 0	1- 0				
9- 1	0- 1	1- 0	CONFERENCE	3- 0	3- 0	2- 0				
5- 0	0- 0	0- 0	HOME	3- 0	1- 0	1- 0				
4- 1	0- 1	1- 0	AWAY	0- 0	2- 0	1- 0				
0- 0	0- 0	0- 0	NEUTRAL	0- 0	0- 0	0- 0				

RPI 1-25				Team's RPI: 14		RPI 26-50				RPI 51-100				RPI 101+			
RPI	S	Opponent	Score	RPI	S	Opponent	Score	RPI	S	Opponent	Score	RPI	S	Opponent	Score		
2	N	UConn	49 73	38	A	Miami (FL)	69 58	59	H	Temple	75 47	103	H	Boston College	75 42		
9	A	Arizona St.	56 68	39	H	Rutgers	65 43	75	H	Georgia Tech	75 69	123	A	Wake Forest	96 55		
16	A	Louisville	69 79					82	H	Tulane	78 72	126	H	Mercer	79 36		
22	A	Florida	72 82					93	H	Virginia Tech	68 50	145	A	Pittsburgh	66 55		
								97	H	Virginia	70 48	166	H	UAB	84 44		
												169	H	Jacksonville	77 60		
												234	A	Clemson	85 40		
												234	H	Clemson	75 56		
												243	N	Sam Houston St.	94 37		
												276	H	Murray St.	101 59		
												301	H	North Florida	80 28		
												325	A	LIU Brooklyn	78 42		
LAST 12 Division I GAMES:																	
234	H	Clemson	75 56	234	A	Clemson	85 40										
93	H	Virginia Tech	68 50	75	H	Georgia Tech	75 69										
123	A	Wake Forest	96 55	103	H	Boston College	75 42										
38	A	Miami (FL)	69 58	16	A	Louisville	69 79										
97	H	Virginia	70 48	169	H	Jacksonville	77 60										
145	A	Pittsburgh	66 55	9	A	Arizona St.	56 68										

Non-Div I Games:

Florida St.

■ Loss,
■ Non-Conf,
■ S Site,
■ H Home
■ A Away
N Neutral

Average RPI Win: 215	WON-LOST	WINNING	LAST 10	STRENGTH OF	OPP. STRENGTH	TEAM	ADJ.	CONF.	ADJ CONF.
Average RPI Loss: 85	RECORD	PCT. RANK	GAMES	SCHEDULE	OF SCHEDULE	RPI	RPI	RPI	RPI
DIV. I ONLY	11- 13	196	5- 5	93	99	159	159	7	7
DIV. I NON-CONF.	5- 8	209	0- 1	164	153	222	222	8	8
TOTALS	RPI 1-25	RPI 26-50	W-L RECORDS	RPI 51-100	RPI 101-150	RPI 150+			
11- 13	0- 1	1- 4	OVERALL	1- 4	0- 1	9- 3			
9- 3	0- 0	1- 0	HOME	1- 2	0- 0	7- 1			
2- 8	0- 0	0- 2	AWAY	0- 1	0- 0	2- 0			
0- 2	0- 0	0- 1	NEUTRAL	0- 0	0- 1	0- 0			
5- 8	0- 0	0- 3	NON-CONFERENCE	0- 2	0- 1	5- 2			
4- 3	0- 0	0- 0	HOME	0- 2	0- 0	4- 1			
1- 3	0- 0	0- 2	AWAY	0- 0	0- 0	1- 1			
0- 2	0- 0	0- 1	NEUTRAL	0- 0	0- 1	0- 0			
6- 5	0- 1	1- 1	CONFERENCE	1- 2	0- 0	4- 1			
5- 0	0- 0	1- 0	HOME	1- 0	0- 0	3- 0			
1- 5	0- 1	0- 1	AWAY	0- 2	0- 0	1- 1			
0- 0	0- 0	0- 0	NEUTRAL	0- 0	0- 0	0- 0			

RPI	S	Opponent	Score	RPI	S	Opponent	Score	RPI	S	Opponent	Score	RPI	S	Opponent	Score	Team's RPI: 159
25	A	Duquesne	40 55	28	N	Syracuse	54 76	57	H	Vanderbilt	40 53	131	N	Texas Tech	48 62	
				29	A	Seton Hall	54 66	59	H	Temple	44 57	155	A	Penn St.	59 75	
				30	A	St. Bonaventure	41 55	94	A	Saint Joseph's	51 61	156	A	Davidson	51 69	
				36	H	George Washington	76 69	94	H	Saint Joseph's	47 40	156	H	Davidson	51 40	
				46	A	Princeton	44 55	98	A	VCU	51 61	177	H	George Mason	66 54	
												181	H	Rhode Island	50 42	
												194	H	Delaware	48 55	
												219	A	Manhattan	60 49	
												258	A	Massachusetts	60 55	
												277	H	Central Conn. St.	63 48	
												304	H	Delaware St.	74 58	
												330	H	A&M-Corpus Christi	67 49	
												332	H	Lafayette	61 49	
LAST 12 Division I GAMES:																
				94	A	Saint Joseph's	51 61	94	H	Saint Joseph's	47 40					
				258	A	Massachusetts	60 55	177	H	George Mason	66 54					
				36	H	George Washington	76 69	25	A	Duquesne	40 55					
				181	H	Rhode Island	50 42	30	A	St. Bonaventure	41 55					
				98	A	VCU	51 61	156	H	Davidson	51 40					
				156	A	Davidson	51 69	57	H	Vanderbilt	40 53					

Non-Div I Games:

Fordham

■ Loss,
 ■ Non-Conf,
 ■ S Site,
 ■ H Home
 ■ A Away
 N Neutral

Average RPI Win: 227	WON-LOST	WINNING	LAST 10	STRENGTH OF	OPP. STRENGTH	TEAM	ADJ.	CONF.	ADJ CONF.
Average RPI Loss: 108	RECORD	PCT. RANK	GAMES	SCHEDULE	OF SCHEDULE	RPI	RPI	RPI	RPI
DIV. I ONLY	11- 9	143	8- 2	153	148	135	135	19	19
DIV. I NON-CONF.	2- 7	280	0- 1	20	59	181	181	20	20
TOTALS	RPI 1-25	RPI 26-50	W-L RECORDS	RPI 51-100	RPI 101-150	RPI 150+			
11- 9	0- 0	0- 3	OVERALL	0- 3	1- 0	10- 3			
5- 4	0- 0	0- 2	HOME	0- 1	1- 0	4- 1			
5- 5	0- 0	0- 1	AWAY	0- 2	0- 0	5- 2			
1- 0	0- 0	0- 0	NEUTRAL	0- 0	0- 0	1- 0			
2- 7	0- 0	0- 3	NON-CONFERENCE	0- 3	0- 0	2- 1			
1- 3	0- 0	0- 2	HOME	0- 1	0- 0	1- 0			
0- 4	0- 0	0- 1	AWAY	0- 2	0- 0	0- 1			
1- 0	0- 0	0- 0	NEUTRAL	0- 0	0- 0	1- 0			
9- 2	0- 0	0- 0	CONFERENCE	0- 0	1- 0	8- 2			
4- 1	0- 0	0- 0	HOME	0- 0	1- 0	3- 1			
5- 1	0- 0	0- 0	AWAY	0- 0	0- 0	5- 1			
0- 0	0- 0	0- 0	NEUTRAL	0- 0	0- 0	0- 0			

RPI 1-25				RPI 26-50				RPI 51-100				RPI 101+				Team's RPI: 135	
RPI	S	Opponent	Score	RPI	S	Opponent	Score	RPI	S	Opponent	Score	RPI	S	Opponent	Score		
				36	H	George Washington	53 61	66	H	San Diego	68 72	127	H	Boise St.	62	57	
				37	H	Washington	79 89	70	A	UC Riverside	68 86	182	A	New Mexico	69	65	
				48	A	St. Mary's (CA)	81 83	71	A	Utah	63 78	193	A	UNLV	57	52	
												193	H	UNLV	58	54	
												195	N	Northeastern	69	55	
												198	A	Cal Poly	60	64	
												200	A	San Jose St.	59	54	
												200	H	San Jose St.	64	66	
												246	H	CSU Bakersfield	57	52	
												248	A	San Diego St.	54	65	
												248	H	San Diego St.	54	49	
												249	A	Wyoming	49	42	
												326	A	Nevada	67	59	
												341	H	Air Force	70	46	
LAST 12 Division I GAMES:																	
				248	A	San Diego St.	54 65	200	A	San Jose St.	59	54					
				193	A	UNLV	57 52	127	H	Boise St.	62	57					
				200	H	San Jose St.	64 66	326	A	Nevada	67	59					
				249	A	Wyoming	49 42	182	A	New Mexico	69	65					
				341	H	Air Force	70 46	193	H	UNLV	58	54					
				248	H	San Diego St.	54 49	71	A	Utah	63	78					

Non-Div I Games: Fresno Pacific 78 33 Stanislaus St. 72 49

Fresno St.

■ Loss,
 ■ Non-Conf, S Site,
 ■ Home
 ■ Away
 N Neutral

Average RPI Win: 261	WON-LOST	WINNING	LAST 10	STRENGTH OF	OPP. STRENGTH	TEAM	ADJ.	CONF.	ADJ CONF.
Average RPI Loss: 129	RECORD	PCT. RANK	GAMES	SCHEDULE	OF SCHEDULE	RPI	RPI	RPI	RPI
DIV. I ONLY	9- 13	222	4- 6	197	212	214	214	17	17
DIV. I NON-CONF.	5- 8	209	0- 2	234	275	228	228	16	16
TOTALS	RPI 1-25	RPI 26-50	W-L RECORDS	RPI 51-100	RPI 101-150	RPI 150+			
9- 13	0- 0	0- 1	OVERALL	0- 5	1- 4	8- 3			
4- 5	0- 0	0- 0	HOME	0- 2	1- 2	3- 1			
5- 8	0- 0	0- 0	AWAY	0- 1	0- 1	5- 0			
0- 0	0- 0	0- 0	NEUTRAL	0- 0	0- 0	0- 0			
5- 8	0- 0	0- 1	NON-CONFERENCE	0- 3	0- 1	5- 3			
3- 2	0- 0	0- 0	HOME	0- 1	0- 0	3- 1			
2- 6	0- 0	0- 1	AWAY	0- 2	0- 1	2- 2			
0- 0	0- 0	0- 0	NEUTRAL	0- 0	0- 0	0- 0			
4- 5	0- 0	0- 0	CONFERENCE	0- 2	1- 3	3- 0			
1- 3	0- 0	0- 0	HOME	0- 1	1- 2	0- 0			
3- 2	0- 0	0- 0	AWAY	0- 1	0- 1	3- 0			
0- 0	0- 0	0- 0	NEUTRAL	0- 0	0- 0	0- 0			

RPI S	Opponent	Score	RPI S	Opponent	Score	RPI S	Opponent	Score	RPI S	Opponent	Score	Team's RPI: 214
27	A Georgia	39 77	55	A Chattanooga	46 61	121	H Samford	45 58				
			55	H Chattanooga	50 56	126	H Mercer	50 61				
			69	H Elon	55 65	143	A UNC Asheville	71 84				
			93	A Virginia Tech	30 59	149	A ETSU	64 68				
			98	A VCU	45 67	149	H ETSU	81 77				
						156	H Davidson	51 69				
						223	A Richmond	69 62				
						227	A USC Upstate	75 63				
						234	H Clemson	70 49				
						236	A Appalachian St.	78 92				
						288	A UNCG	75 59				
						300	A Western Caro.	83 76				
						303	A Wofford	70 61				
						312	H Winthrop	71 52				
						315	H South Carolina St.	59 46				
						349	A N.C. Central	61 66				
LAST 12 Division I GAMES:												
149	A ETSU	64 68	303	A Wofford	70 61							
55	A Chattanooga	46 61	55	H Chattanooga	50 56							
126	H Mercer	50 61	149	H ETSU	81 77							
121	H Samford	45 58	349	A N.C. Central	61 66							
288	A UNCG	75 59	93	A Virginia Tech	30 59							
300	A Western Caro.	83 76	236	A Appalachian St.	78 92							





















































Non-Div I Games: Converse 89 52 North Greenville 69 39

Furman

Ga. Southern





Through Games Of Feb. 10, 2016

Average RPI Win:	254	WON-LOST	WINNING	LAST 10	STRENGTH OF	OPP. STRENGTH	TEAM	ADJ.	CONF.	ADJ CONF.
Average RPI Loss:	172	RECORD	PCT. RANK	GAMES	SCHEDULE	OF SCHEDULE	RPI	RPI	RPI	RPI
DIV. I ONLY	7- 14	257	4- 6	216	270	269	269	16	16	
DIV. I NON-CONF.	3- 6	234	0- 0	218	345	268	268	14	14	
TOTALS	RPI 1-25	RPI 26-50	W-L RECORDS	RPI 51-100	RPI 101-150	RPI 150+				
7- 14	0- 0	0- 1	OVERALL	0- 1	0- 4	7- 8				
4- 6	0- 0	0- 0	HOME	0- 0	0- 2	4- 4				
3- 7	0- 0	0- 1	AWAY	0- 1	0- 2	3- 3				
0- 1	0- 0	0- 0	NEUTRAL	0- 0	0- 0	0- 1				
3- 6	0- 0	0- 1	NON-CONFERENCE	0- 0	0- 1	3- 4				
2- 2	0- 0	0- 0	HOME	0- 0	0- 0	2- 2				
1- 3	0- 0	0- 1	AWAY	0- 0	0- 1	1- 1				
0- 1	0- 0	0- 0	NEUTRAL	0- 0	0- 0	0- 1				
4- 8	0- 0	0- 0	CONFERENCE	0- 1	0- 3	4- 4				
2- 4	0- 0	0- 0	HOME	0- 0	0- 2	2- 2				
2- 4	0- 0	0- 0	AWAY	0- 1	0- 1	2- 2				
0- 0	0- 0	0- 0	NEUTRAL	0- 0	0- 0	0- 0				

RPI 1-25	RPI 26-50	RPI 51-100	RPI 101+	Team's RPI: 269
RPI S Opponent Score	RPI S Opponent Score	RPI S Opponent Score	RPI S Opponent Score	
	27  Georgia	52  Arkansas St.	125  La.-Lafayette	39  56
			126  Mercer	50  62
			145  Texas-Arlington	31  70
			145  Texas-Arlington	41  53
			171  Little Rock	36  69
			175  Stetson	57  79
			183  Robert Morris	49  64
			191  Troy	66  81
			202  Texas St.	56  61
			202  Texas St.	78 64
			212  South Ala.	57 43
			236  Appalachian St.	65 50
			247 N Bethune-Cookman	49  65
			262  Georgia St.	61 50
			274  Jacksonville St.	60 56
			281  La.-Monroe	49  50
			294  Savannah St.	64 48
			297  Charleston So.	64 51
			335  Lipscomb	55  66
LAST 12 Division I GAMES:				
202  Texas St.	78 64	281  La.-Monroe	49  50	
145  Texas-Arlington	41  53	125  La.-Lafayette	39  56	
52  Arkansas St.	54  77	191  Troy	66  81	
171  Little Rock	36  69	212  South Ala.	57 43	
236  Appalachian St.	65 50	145  Texas-Arlington	31  70	
262  Georgia St.	61 50	202  Texas St.	56  61	

Non-Div I Games:

Ga. Southern

 Loss,
  Non-Conf, S Site,
  Home
  Away
 N Neutral

Average RPI Win: 244		WON-LOST	WINNING	LAST 10	STRENGTH OF	OPP. STRENGTH	TEAM	ADJ.	CONF.	ADJ CONF.
Average RPI Loss: 184		RECORD	PCT. RANK	GAMES	SCHEDULE	OF SCHEDULE	RPI	RPI	RPI	RPI
DIV. I ONLY		13- 9	120	7- 3	316	222	226	226	26	26
DIV. I NON-CONF.		4- 4	160	0- 0	306	75	260	260	28	28
TOTALS		RPI 1-25	RPI 26-50	W-L RECORDS	RPI 51-100	RPI 101-150	RPI 150+			
13- 9	0- 0		0- 0	OVERALL	0- 0	3- 4	10- 5			
10- 2	0- 0		0- 0	HOME	0- 0	1- 1	9- 1			
3- 4	0- 0		0- 0	AWAY	0- 0	2- 1	1- 3			
0- 3	0- 0		0- 0	NEUTRAL	0- 0	0- 2	0- 1			
4- 4	0- 0		0- 0	NON-CONFERENCE	0- 0	1- 3	3- 1			
3- 1	0- 0		0- 0	HOME	0- 0	0- 1	3- 0			
1- 0	0- 0		0- 0	AWAY	0- 0	1- 0	0- 0			
0- 3	0- 0		0- 0	NEUTRAL	0- 0	0- 2	0- 1			
9- 5	0- 0		0- 0	CONFERENCE	0- 0	2- 1	7- 4			
7- 1	0- 0		0- 0	HOME	0- 0	1- 0	6- 1			
2- 4	0- 0		0- 0	AWAY	0- 0	1- 1	1- 3			
0- 0	0- 0		0- 0	NEUTRAL	0- 0	0- 0	0- 0			

RPI 1-25				RPI 26-50				RPI 51-100				RPI 101+				Team's RPI: 226	
RPI	S	Opponent	Score	RPI	S	Opponent	Score	RPI	S	Opponent	Score	RPI	S	Opponent	Score		
												102	A	Liberty	51	73	
												102	H	Liberty	61	57	
												104	N	Arizona	60	79	
												107	A	North Carolina	66	65	
												116	N	Western Mich.	44	71	
												141	H	Pacific	77	84	
												143	A	UNC Asheville	58	56	
												154	N	SMU	61	69	
												213	A	Presbyterian	53	60	
												214	A	Radford	51	54	
												214	H	Radford	54	50	
												242	H	High Point	82	70	
												282	A	Campbell	70	35	
												282	H	Campbell	68	56	
												288	H	UNCG	59	57	
												290	H	Kennesaw St.	70	56	
												296	H	Coastal Caro.	56	59	
												297	H	Charleston So.	63	55	
												303	H	Wofford	64	61	
												309	H	Longwood	67	42	
												312	A	Winthrop	62	81	
												312	H	Winthrop	70	52	
LAST 12 Division I GAMES:																	
				214	A	Radford	51	54	309	H	Longwood	67	42				
				312	H	Winthrop	70	52	143	A	UNC Asheville	58	56				
				282	H	Campbell	68	56	297	H	Charleston So.	63	55				
				213	A	Presbyterian	53	60	242	H	High Point	82	70				
				102	A	Liberty	51	73	282	A	Campbell	70	35				
				214	H	Radford	54	50	296	H	Coastal Caro.	56	59				

Non-Div I Games:	Montreat	84	49	Bluefield Col.	64	51
------------------	----------	----	----	----------------	----	----

Gardner-Webb

■ Loss, ■ Non-Conf, S Site, H Home A Away N Neutral

George Mason

Through Games Of Feb. 10, 2016

Average RPI Win:	209	WON-LOST	WINNING	LAST 10	STRENGTH OF	OPP. STRENGTH	TEAM	ADJ.	CONF.	ADJ CONF.
Average RPI Loss:	95	RECORD	PCT. RANK	GAMES	SCHEDULE	OF SCHEDULE	RPI	RPI	RPI	RPI
DIV. I ONLY	10- 15	227	4- 6	105	95	177	177	7	7	
DIV. I NON-CONF.	5- 8	209	0- 0	237	128	232	232	8	8	
TOTALS	RPI 1-25	RPI 26-50	W-L RECORDS	RPI 51-100	RPI 101-150	RPI 150+				
10- 15	0- 1	0- 3	OVERALL	3- 5	0- 2	7- 4				
7- 3	0- 1	0- 0	HOME	2- 1	0- 1	5- 0				
1- 11	0- 0	0- 3	AWAY	1- 3	0- 1	0- 4				
2- 1	0- 0	0- 0	NEUTRAL	0- 1	0- 0	2- 0				
5- 8	0- 0	0- 0	NON-CONFERENCE	0- 4	0- 2	5- 2				
3- 1	0- 0	0- 0	HOME	0- 0	0- 1	3- 0				
0- 6	0- 0	0- 0	AWAY	0- 3	0- 1	0- 2				
2- 1	0- 0	0- 0	NEUTRAL	0- 1	0- 0	2- 0				
5- 7	0- 1	0- 3	CONFERENCE	3- 1	0- 0	2- 2				
4- 2	0- 1	0- 0	HOME	2- 1	0- 0	2- 0				
1- 5	0- 0	0- 3	AWAY	1- 0	0- 0	0- 2				
0- 0	0- 0	0- 0	NEUTRAL	0- 0	0- 0	0- 0				

RPI 1-25				RPI 26-50				RPI 51-100				RPI 101+ Team's RPI: 177			
RPI	S	Opponent	Score	RPI	S	Opponent	Score	RPI	S	Opponent	Score	RPI	S	Opponent	Score
25	H	Duquesne	56 72	30	A	St. Bonaventure	55 70	56	A	Auburn	59 88	104	A	Arizona	60 68
				36	A	George Washington	68 82	58	N	Western Ky.	58 84	105	H	Georgetown	57 63
				47	A	Dayton	58 81	71	A	Utah	62 74	156	A	Davidson	63 68
								79	A	Saint Louis	73 63	159	A	Fordham	54 66
								79	H	Saint Louis	50 61	184	N	Tulsa	64 63
								93	A	Virginia Tech	63 80	193	A	UNLV	59 67
								94	H	Saint Joseph's	55 41	194	H	Delaware	90 83
								98	H	VCU	70 54	214	A	Radford	63 66
												258	H	Massachusetts	64 59
												268	N	Pepperdine	71 63
												278	H	La Salle	79 70
												291	H	Towson	88 76
												341	H	Air Force	69 52
LAST 12 Division I GAMES:															
47	A	Dayton	58 81	98	H	VCU	70 54	30	A	St. Bonaventure	55 70				
94	H	Saint Joseph's	55 41	278	H	La Salle	79 70	159	A	Fordham	54 66				
156	A	Davidson	63 68	25	H	Duquesne	56 72	79	A	Saint Louis	73 63				
258	H	Massachusetts	64 59												
79	H	Saint Louis	50 61												
36	A	George Washington	68 82												

Non-Div I Games:

George Mason

■ Loss,
 ■ Non-Conf,
 ■ S Site,
 ■ H Home
 ■ A Away
 N Neutral

Average RPI Win:	156	WON-LOST	WINNING	LAST 10	STRENGTH OF	OPP. STRENGTH	TEAM	ADJ.	CONF.	ADJ CONF.
Average RPI Loss:	83	RECORD	PCT. RANK	GAMES	SCHEDULE	OF SCHEDULE	RPI	RPI	RPI	RPI
DIV. I ONLY	20- 4	19	9- 1	109	76	36	36	7	7	
DIV. I NON-CONF.	10- 3	61	1- 0	94	54	48	48	8	8	
TOTALS	RPI 1-25	RPI 26-50	W-L RECORDS	RPI 51-100	RPI 101-150	RPI 150+				
20- 4	1- 1	1- 0	OVERALL	4- 1	3- 1	11- 1				
10- 1	0- 0	0- 0	HOME	2- 1	1- 0	7- 0				
8- 2	1- 1	1- 0	AWAY	1- 0	2- 0	3- 1				
2- 1	0- 0	0- 0	NEUTRAL	1- 0	0- 1	1- 0				
10- 3	0- 1	0- 0	NON-CONFERENCE	2- 1	3- 1	5- 0				
5- 1	0- 0	0- 0	HOME	1- 1	1- 0	3- 0				
3- 1	0- 1	0- 0	AWAY	0- 0	2- 0	1- 0				
2- 1	0- 0	0- 0	NEUTRAL	1- 0	0- 1	1- 0				
10- 1	1- 0	1- 0	CONFERENCE	2- 0	0- 0	6- 1				
5- 0	0- 0	0- 0	HOME	1- 0	0- 0	4- 0				
5- 1	1- 0	1- 0	AWAY	1- 0	0- 0	2- 1				
0- 0	0- 0	0- 0	NEUTRAL	0- 0	0- 0	0- 0				

RPI 1-25				RPI 26-50				Team's RPI: 36	RPI 51-100				RPI 101+			
RPI	S	Opponent	Score	RPI	S	Opponent	Score		RPI	S	Opponent	Score	RPI	S	Opponent	Score
6	A	Stanford	63 84	47	A	Dayton	62 61		51	N	Iowa	81 77	101	N	Wright St.	71 77
25	A	Duquesne	70 52						62	H	Villanova	78 70	112	H	Iona	70 65
									65	H	FGCU	60 64	115	A	Memphis	68 62
									79	H	Saint Louis	89 80	135	A	Fresno St.	61 53
									94	A	Saint Joseph's	70 45	156	A	Davidson	79 60
													159	A	Fordham	69 76
													160	A	Illinois	70 57
													177	H	George Mason	82 68
													181	H	Rhode Island	68 52
													222	H	Hartford	82 51
													223	A	Richmond	62 47
													230	H	Grambling	85 58
													254	N	Houston	82 78
													258	H	Massachusetts	67 50
													265	H	American	78 48
													278	H	La Salle	83 59
LAST 12 Division I GAMES:																
223	A	Richmond	62 47	25	A	Duquesne	70 52									
159	A	Fordham	69 76	278	H	La Salle	83 59									
79	H	Saint Louis	89 80	47	A	Dayton	62 61									
156	A	Davidson	79 60	181	H	Rhode Island	68 52									
177	H	George Mason	82 68	94	A	Saint Joseph's	70 45									
258	H	Massachusetts	67 50	222	H	Hartford	82 51									

Non-Div I Games:

George Washington

■ Loss,
 ■ Non-Conf, S Site,
 ■ Home
 ■ Away
 N Neutral

Georgetown

Through Games Of Feb. 10, 2016

Average RPI Win:	186	WON-LOST	WINNING	LAST 10	STRENGTH OF	OPP. STRENGTH	TEAM	ADJ.	CONF.	ADJ CONF.
Average RPI Loss:	80	RECORD	PCT. RANK	GAMES	SCHEDULE	OF SCHEDULE	RPI	RPI	RPI	RPI
DIV. I ONLY	13- 10	135	5- 5	134	81	105	105	6	6	
DIV. I NON-CONF.	7- 3	91	0- 0	185	269	87	87	6	6	
TOTALS	RPI 1-25	RPI 26-50	W-L RECORDS	RPI 51-100	RPI 101-150	RPI 150+				
13- 10	0- 2	0- 3	OVERALL	3- 1	3- 3	7- 1				
6- 3	0- 1	0- 2	HOME	2- 0	1- 0	3- 0				
5- 7	0- 1	0- 1	AWAY	1- 1	1- 3	3- 1				
2- 0	0- 0	0- 0	NEUTRAL	0- 0	1- 0	1- 0				
7- 3	0- 0	0- 1	NON-CONFERENCE	1- 0	1- 2	5- 0				
3- 0	0- 0	0- 0	HOME	1- 0	0- 0	2- 0				
2- 3	0- 0	0- 1	AWAY	0- 0	0- 2	2- 0				
2- 0	0- 0	0- 0	NEUTRAL	0- 0	1- 0	1- 0				
6- 7	0- 2	0- 2	CONFERENCE	2- 1	2- 1	2- 1				
3- 3	0- 1	0- 2	HOME	1- 0	1- 0	1- 0				
3- 4	0- 1	0- 0	AWAY	1- 1	1- 1	1- 1				
0- 0	0- 0	0- 0	NEUTRAL	0- 0	0- 0	0- 0				

RPI 1-25				RPI 26-50				RPI 51-100				RPI 101+ Team's RPI: 105			
RPI	S	Opponent	Score	RPI	S	Opponent	Score	RPI	S	Opponent	Score	RPI	S	Opponent	Score
19	A	DePaul	53 75	29	H	Seton Hall	75 83	62	A	Villanova	57 51	115	A	Memphis	53 57
19	H	DePaul	66 80	30	A	St. Bonaventure	54 69	84	A	Marquette	72 87	118	N	Quinnipiac	80 68
				31	H	St. John's (NY)	60 65	84	H	Marquette	75 72	119	A	Creighton	57 44
								93	H	Virginia Tech	73 56	119	H	Creighton	69 57
												133	A	Xavier	54 59
												150	A	Alabama	66 78
												177	A	George Mason	63 57
												192	A	Butler	76 82
												194	H	Delaware	61 50
												250	A	Providence	82 51
												250	H	Providence	63 53
												291	H	Towson	82 46
												317	A	UMES	71 60
												344	N	St. Francis Brooklyn	74 52
LAST 12 Division I GAMES:															
19	H	DePaul	66 80	31	H	St. John's (NY)	60 65								
84	H	Marquette	75 72	84	A	Marquette	72 87								
119	A	Creighton	57 44	19	A	DePaul	53 75								
250	A	Providence	82 51	250	H	Providence	63 53								
62	A	Villanova	57 51	119	H	Creighton	69 57								
29	H	Seton Hall	75 83	192	A	Butler	76 82								

Non-Div I Games:

Georgetown

■ Loss,
 ■ Non-Conf,
 ■ S Site,
 ■ H Home
 ■ A Away
 N Neutral

Average RPI Win:	132	WON-LOST	WINNING	LAST 10	STRENGTH OF	OPP. STRENGTH	TEAM	ADJ.	CONF.	ADJ CONF.
Average RPI Loss:	59	RECORD	PCT. RANK	GAMES	SCHEDULE	OF SCHEDULE	RPI	RPI	RPI	RPI
DIV. I ONLY	18- 6	45	5- 0	27	63	27	27	2	2	
DIV. I NON-CONF.	12- 1	9	1- 0	93	146	12	12	2	2	
TOTALS	RPI 1-25	RPI 26-50	W-L RECORDS	RPI 51-100	RPI 101-150	RPI 150+				
18- 6	3- 3	2- 1	OVERALL	3- 0	3- 2	7- 0				
12- 3	1- 1	1- 1	HOME	2- 0	2- 1	6- 0				
5- 3	1- 2	1- 0	AWAY	1- 0	1- 1	1- 0				
1- 0	1- 0	0- 0	NEUTRAL	0- 0	0- 0	0- 0				
12- 1	1- 1	1- 0	NON-CONFERENCE	1- 0	2- 0	7- 0				
9- 0	0- 0	1- 0	HOME	1- 0	1- 0	6- 0				
2- 1	0- 1	0- 0	AWAY	0- 0	1- 0	1- 0				
1- 0	1- 0	0- 0	NEUTRAL	0- 0	0- 0	0- 0				
6- 5	2- 2	1- 1	CONFERENCE	2- 0	1- 2	0- 0				
3- 3	1- 1	0- 1	HOME	1- 0	1- 1	0- 0				
3- 2	1- 1	1- 0	AWAY	1- 0	0- 1	0- 0				
0- 0	0- 0	0- 0	NEUTRAL	0- 0	0- 0	0- 0				

RPI S	Opponent	Score	RPI S	Opponent	Score	Team's RPI: 27	RPI S	Opponent	Score	RPI S	Opponent	Score
12	A Michigan St.	45 66	29	H Seton Hall	70 52		56	H Auburn	63 30	101	A Wright St.	63 57
13	N BYU	66 58	33	A Missouri	65 50		57	A Vanderbilt	64 58	117	H LSU	46 53
18	A Texas A&M	62 73	33	H Missouri	48 54		75	H Georgia Tech	78 66	126	H Mercer	57 44
21	H Mississippi St.	47 43								139	H Ole Miss	70 56
22	A Florida	71 61								150	A Alabama	50 64
23	H Kentucky	53 64								175	H Stetson	76 55
										204	H Cincinnati	60 42
										214	H Furman	77 39
										269	H Ga. Southern	75 28
										272	H Tennessee Tech	81 48
										283	A CSUN	83 58
										290	H Kennesaw St.	89 34
LAST 12 Division I GAMES:												
283	A CSUN	83 58	21	H Mississippi St.	47 43							
139	H Ole Miss	70 56	150	A Alabama	50 64							
33	A Missouri	65 50	22	A Florida	71 61							
57	A Vanderbilt	64 58	23	H Kentucky	53 64							
56	H Auburn	63 30	33	H Missouri	48 54							
117	H LSU	46 53	18	A Texas A&M	62 73							

Non-Div I Games:

Georgia

Average RPI Win: 245		WON-LOST	WINNING	LAST 10	STRENGTH OF	OPP. STRENGTH	TEAM	ADJ.	CONF.	ADJ CONF.
Average RPI Loss: 181		RECORD	PCT. RANK	GAMES	SCHEDULE	OF SCHEDULE	RPI	RPI	RPI	RPI
DIV. I ONLY		9- 12	209	3- 7	286	244	262	262	16	16
DIV. I NON-CONF.		5- 4	138	0- 0	303	329	231	231	14	14
TOTALS		RPI 1-25	RPI 26-50	W-L RECORDS	RPI 51-100	RPI 101-150	RPI 150+			
9- 12	0- 0		0- 0	OVERALL	0- 2	1- 3	8- 7			
4- 7	0- 0		0- 0	HOME	0- 1	0- 2	4- 4			
4- 5	0- 0		0- 0	AWAY	0- 1	1- 1	3- 3			
1- 0	0- 0		0- 0	NEUTRAL	0- 0	0- 0	1- 0			
5- 4	0- 0		0- 0	NON-CONFERENCE	0- 1	0- 1	5- 2			
2- 2	0- 0		0- 0	HOME	0- 1	0- 0	2- 1			
2- 2	0- 0		0- 0	AWAY	0- 0	0- 1	2- 1			
1- 0	0- 0		0- 0	NEUTRAL	0- 0	0- 0	1- 0			
4- 8	0- 0		0- 0	CONFERENCE	0- 1	1- 2	3- 5			
2- 5	0- 0		0- 0	HOME	0- 0	0- 2	2- 3			
2- 3	0- 0		0- 0	AWAY	0- 1	1- 0	1- 2			
0- 0	0- 0		0- 0	NEUTRAL	0- 0	0- 0	0- 0			

RPI 1-25				RPI 26-50				RPI 51-100				RPI 101+				Team's RPI: 262	
RPI	S	Opponent	Score	RPI	S	Opponent	Score	RPI	S	Opponent	Score	RPI	S	Opponent	Score		
								52	A	Arkansas St.	54 75	125	H	La.-Lafayette	57 77		
								92	H	Charlotte	71 83	145	A	Texas-Arlington	68 63		
												145	H	Texas-Arlington	45 74		
												150	A	Alabama	56 72		
												171	A	Little Rock	32 59		
												175	A	Stetson	80 72		
												191	H	Troy	90 97		
												202	A	Texas St.	71 80		
												202	H	Texas St.	73 62		
												212	H	South Ala.	52 60		
												236	A	Appalachian St.	80 75		
												247	N	Bethune-Cookman	68 61		
												269	H	Ga. Southern	50 61		
												272	A	Tennessee Tech	65 72		
												281	H	La.-Monroe	65 52		
												290	A	Kennesaw St.	66 62		
												295	H	Morehead St.	90 99		
												301	H	North Florida	76 63		
												324	H	Howard	65 58		
LAST 12 Division I GAMES:																	
				145	H	Texas-Arlington	45 74	125	H	La.-Lafayette	57 77						
				202	H	Texas St.	73 62	281	H	La.-Monroe	65 52						
				171	A	Little Rock	32 59	212	H	South Ala.	52 60						
				52	A	Arkansas St.	54 75	191	H	Troy	90 97						
				236	A	Appalachian St.	80 75	202	A	Texas St.	71 80						
				269	H	Ga. Southern	50 61	145	A	Texas-Arlington	68 63						

Non-Div I Games:

Georgia St.

Loss, Non-Conf, S Site, H Home A Away N Neutral

Average RPI Win:	196	WON-LOST	WINNING	LAST 10	STRENGTH OF	OPP. STRENGTH	TEAM	ADJ.	CONF.	ADJ CONF.
Average RPI Loss:	39	RECORD	PCT. RANK	GAMES	SCHEDULE	OF SCHEDULE	RPI	RPI	RPI	RPI
DIV. I ONLY	14- 10	126	4- 6	41	86	75	75	5	5	
DIV. I NON-CONF.	10- 3	61	1- 0	128	310	78	78	5	5	
TOTALS	RPI 1-25	RPI 26-50	W-L RECORDS	RPI 51-100	RPI 101-150	RPI 150+				
14- 10	0- 4	0- 4	OVERALL	1- 1	5- 1	8- 0				
10- 3	0- 2	0- 0	HOME	0- 1	4- 0	6- 0				
3- 6	0- 2	0- 4	AWAY	1- 0	1- 0	1- 0				
1- 1	0- 0	0- 0	NEUTRAL	0- 0	0- 1	1- 0				
10- 3	0- 0	0- 2	NON-CONFERENCE	0- 0	3- 1	7- 0				
8- 0	0- 0	0- 0	HOME	0- 0	2- 0	6- 0				
1- 2	0- 0	0- 2	AWAY	0- 0	1- 0	0- 0				
1- 1	0- 0	0- 0	NEUTRAL	0- 0	0- 1	1- 0				
4- 7	0- 4	0- 2	CONFERENCE	1- 1	2- 0	1- 0				
2- 3	0- 2	0- 0	HOME	0- 1	2- 0	0- 0				
2- 4	0- 2	0- 2	AWAY	1- 0	0- 0	1- 0				
0- 0	0- 0	0- 0	NEUTRAL	0- 0	0- 0	0- 0				

RPI 1-25				RPI 26-50				RPI 51-100				Team's RPI: 75	RPI 101+			
RPI	S	Opponent	Score	RPI	S	Opponent	Score	RPI	S	Opponent	Score		RPI	S	Opponent	Score
1	A	Notre Dame	76 85	27	A	Georgia	66 78	93	A	Virginia Tech	51 34		103	H	Boston College	62 56
1	H	Notre Dame	42 54	28	A	Syracuse	52 71	97	H	Virginia	67 78		107	H	North Carolina	80 73
14	A	Florida St.	69 75	40	A	North Carolina St.	57 65						114	A	IUPUI	60 50
16	H	Louisville	65 78	41	A	Indiana	60 69						121	H	Samford	66 55
													129	N	UNI	58 61
													150	H	Alabama	70 58
													153	H	Loyola Chicago	84 77
													227	H	USC Upstate	87 46
													234	A	Clemson	76 63
													242	N	High Point	81 61
													271	H	Prairie View	96 48
													285	H	Alabama St.	80 54
													305	H	Southeastern La.	102 49
													344	H	St. Francis Brooklyn	89 51
LAST 12 Division I GAMES:																
				28	A	Syracuse	52 71	107	H	North Carolina	80 73					
				93	A	Virginia Tech	51 34	14	A	Florida St.	69 75					
				103	H	Boston College	62 56	40	A	North Carolina St.	57 65					
				1	H	Notre Dame	42 54	16	H	Louisville	65 78					
				234	A	Clemson	76 63	1	A	Notre Dame	76 85					
				97	H	Virginia	67 78	114	A	IUPUI	60 50					

Non-Div I Games:

Georgia Tech

■ Loss,
 ■ Non-Conf,
 ■ S Site,
 ■ H Home
 ■ A Away
 N Neutral

Average RPI Win: 199	WON-LOST	WINNING	LAST 10	STRENGTH OF	OPP. STRENGTH	TEAM	ADJ.	CONF.	ADJ CONF.
Average RPI Loss: 58	RECORD	PCT. RANK	GAMES	SCHEDULE	OF SCHEDULE	RPI	RPI	RPI	RPI
DIV. I ONLY	16- 9	100	5- 5	94	98	87	87	9	9
DIV. I NON-CONF.	8- 4	100	0- 0	103	76	103	103	9	9
TOTALS	RPI 1-25	RPI 26-50	W-L RECORDS	RPI 51-100	RPI 101-150	RPI 150+			
16- 9	0- 2	2- 2	OVERALL	1- 3	2- 2	11- 0			
11- 3	0- 1	1- 2	HOME	1- 0	2- 0	7- 0			
5- 5	0- 1	1- 0	AWAY	0- 3	0- 1	4- 0			
0- 1	0- 0	0- 0	NEUTRAL	0- 0	0- 1	0- 0			
8- 4	0- 1	2- 1	NON-CONFERENCE	0- 1	0- 1	6- 0			
6- 2	0- 1	1- 1	HOME	0- 0	0- 0	5- 0			
2- 1	0- 0	1- 0	AWAY	0- 1	0- 0	1- 0			
0- 1	0- 0	0- 0	NEUTRAL	0- 0	0- 1	0- 0			
8- 5	0- 1	0- 1	CONFERENCE	1- 2	2- 1	5- 0			
5- 1	0- 0	0- 1	HOME	1- 0	2- 0	2- 0			
3- 4	0- 1	0- 0	AWAY	0- 2	0- 1	3- 0			
0- 0	0- 0	0- 0	NEUTRAL	0- 0	0- 0	0- 0			

RPI 1-25				RPI 26-50				RPI 51-100				Team's RPI: 87	RPI 101+			
RPI	S	Opponent	Score	RPI	S	Opponent	Score	RPI	S	Opponent	Score		RPI	S	Opponent	Score
6	H	Stanford	48 65	26	H	Southern California	56 60	66	A	San Diego	54 63		107	N	North Carolina	62 67
13	A	BYU	54 58	34	H	West Virginia	62 57	67	A	Santa Clara	64 71		120	A	San Francisco	52 71
				47	A	Dayton	57 47	67	H	Santa Clara	53 44		120	H	San Francisco	68 47
				48	H	St. Mary's (CA)	68 69	68	A	Washington St.	48 55		141	H	Pacific	68 61
													162	H	Montana St.	65 52
													185	H	Eastern Wash.	78 56
													232	H	Grand Canyon	70 44
													241	A	Loyola Marymount	66 59
													241	H	Loyola Marymount	83 68
													249	H	Wyoming	61 57
													268	A	Pepperdine	74 57
													268	H	Pepperdine	56 39
													284	A	Portland	71 63
													298	A	Colgate	80 50
													341	H	Air Force	88 35
LAST 12 Division I GAMES:																
268	H	Pepperdine	56 39	66	A	San Diego	54 63									
241	H	Loyola Marymount	83 68	13	A	BYU	54 58									
120	A	San Francisco	52 71	284	A	Portland	71 63									
67	A	Santa Clara	64 71	67	H	Santa Clara	53 44									
141	H	Pacific	68 61	120	H	San Francisco	68 47									
48	H	St. Mary's (CA)	68 69	241	A	Loyola Marymount	66 59									

Non-Div I Games:

Gonzaga

■ Loss,
 ■ Non-Conf, S Site,
 ■ Home
 ■ Away
 N Neutral

Average RPI Win: 298	WON-LOST	WINNING	LAST 10	STRENGTH OF	OPP. STRENGTH	TEAM	ADJ.	CONF.	ADJ CONF.
Average RPI Loss: 160	RECORD	PCT. RANK	GAMES	SCHEDULE	OF SCHEDULE	RPI	RPI	RPI	RPI
DIV. I ONLY	8- 12	227	6- 4	253	308	230	230	32	32
DIV. I NON-CONF.	1- 8	320	1- 0	33	102	196	196	31	31
TOTALS	RPI 1-25	RPI 26-50	W-L RECORDS	RPI 51-100	RPI 101-150	RPI 150+			
8- 12	0- 2	0- 1	OVERALL	0- 0	0- 3	8- 6			
4- 2	0- 0	0- 0	HOME	0- 0	0- 0	4- 2			
4- 10	0- 0	0- 0	AWAY	0- 0	0- 2	4- 2			
0- 0	0- 0	0- 0	NEUTRAL	0- 0	0- 0	0- 0			
1- 8	0- 2	0- 1	NON-CONFERENCE	0- 0	0- 3	1- 2			
0- 0	0- 0	0- 0	HOME	0- 0	0- 0	0- 0			
1- 8	0- 2	0- 1	AWAY	0- 0	0- 3	1- 2			
0- 0	0- 0	0- 0	NEUTRAL	0- 0	0- 0	0- 0			
7- 4	0- 0	0- 0	CONFERENCE	0- 0	0- 0	7- 4			
4- 2	0- 0	0- 0	HOME	0- 0	0- 0	4- 2			
3- 2	0- 0	0- 0	AWAY	0- 0	0- 0	3- 2			
0- 0	0- 0	0- 0	NEUTRAL	0- 0	0- 0	0- 0			

RPI 1-25				RPI 26-50				RPI 51-100				RPI 101+ Team's RPI: 230			
RPI	S	Opponent	Score	RPI	S	Opponent	Score	RPI	S	Opponent	Score	RPI	S	Opponent	Score
4	A	Baylor	42 96	36	A	George Washington	58 85					131	A	Texas Tech	55 70
21	A	Mississippi St.	43 107									132	A	Northwestern St.	62 71
												150	A	Alabama	57 72
												178	A	Southern U.	68 80
												178	H	Southern U.	65 52
												184	A	Tulsa	51 79
												197	A	William & Mary	55 74
												235	H	Texas Southern	50 62
												271	H	Prairie View	69 66
												285	H	Alabama St.	89 69
												308	A	Nicholls St.	69 65
												319	A	Alcorn	85 76
												319	H	Alcorn	66 70
												327	A	Jackson St.	79 58
												334	A	Ark.-Pine Bluff	68 83
												345	H	Alabama A&M	75 56
												347	A	Mississippi Val.	65 52
LAST 12 Division I GAMES:															
319	H	Alcorn	66 70	271	H	Prairie View	69 66								
178	H	Southern U.	65 52	319	A	Alcorn	85 76								
347	A	Mississippi Val.	65 52	178	A	Southern U.	68 80								
334	A	Ark.-Pine Bluff	68 83	285	H	Alabama St.	89 69								
327	A	Jackson St.	79 58	345	H	Alabama A&M	75 56								
235	H	Texas Southern	50 62	308	A	Nicholls St.	69 65								

Non-Div I Games: Southern-N.O. 73 61 LSU-Alexandria 106 50

Grambling

Loss, Non-Conf, S Site, H Home A Away N Neutral

Grand Canyon

Through Games Of Feb. 10, 2016

Average RPI Win: 263	WON-LOST	WINNING	LAST 10	STRENGTH OF	OPP. STRENGTH	TEAM	ADJ.	CONF.	ADJ CONF.
Average RPI Loss: 142	RECORD	PCT. RANK	GAMES	SCHEDULE	OF SCHEDULE	RPI	RPI	RPI	RPI
DIV. I ONLY	9- 13	222	4- 5	211	251	232	232	25	25
DIV. I NON-CONF.	5- 8	209	0- 1	232	190	234	234	25	25
TOTALS	RPI 1-25	RPI 26-50	W-L RECORDS	RPI 51-100	RPI 101-150	RPI 150+			
9- 13	0- 0	0- 2	OVERALL	0- 5	0- 0	9- 6			
3- 6	0- 0	0- 0	HOME	0- 2	0- 0	3- 4			
6- 3	0- 0	0- 0	AWAY	0- 0	0- 0	6- 0			
0- 4	0- 0	0- 2	NEUTRAL	0- 1	0- 0	0- 1			
5- 8	0- 0	0- 2	NON-CONFERENCE	0- 3	0- 0	5- 3			
2- 3	0- 0	0- 0	HOME	0- 1	0- 0	2- 2			
3- 1	0- 0	0- 0	AWAY	0- 1	0- 0	3- 0			
0- 4	0- 0	0- 2	NEUTRAL	0- 1	0- 0	0- 1			
4- 5	0- 0	0- 0	CONFERENCE	0- 2	0- 0	4- 3			
1- 3	0- 0	0- 0	HOME	0- 1	0- 0	1- 2			
3- 2	0- 0	0- 0	AWAY	0- 1	0- 0	3- 1			
0- 0	0- 0	0- 0	NEUTRAL	0- 0	0- 0	0- 0			

RPI 1-25				RPI 26-50				RPI 51-100				RPI 101+				Team's RPI: 232	
RPI	S	Opponent	Score	RPI	S	Opponent	Score	RPI	S	Opponent	Score	RPI	S	Opponent	Score		
				26	N	Southern California	44 75	64	N	Abilene Christian	71 75	151	H	Hawaii	41 74		
				34	N	West Virginia	50 68	70	H	UC Riverside	67 85	157	H	Oral Roberts	66 64		
								87	A	Gonzaga	44 70	168	H	Northern Colo.	69 59		
								100	A	New Mexico St.	58 60	188	A	UTRGV	28 52		
								100	H	New Mexico St.	44 64	188	H	UTRGV	66 68		
												212	H	South Ala.	56 59		
												220	A	Utah Valley	61 53		
												246	A	CSU Bakersfield	61 51		
												251	A	Seattle	67 54		
												310	H	UMKC	57 63		
												311	N	Fairleigh Dickinson	68 74		
												320	A	North Dakota St.	76 67		
												323	A	UC Irvine	58 53		
												339	H	Chicago St.	74 36		
												341	A	Air Force	73 39		
LAST 12 Division I GAMES:																	
				188	H	UTRGV	66 68	220	A	Utah Valley	61 53						
				100	H	New Mexico St.	44 64	100	A	New Mexico St.	58 60						
				251	A	Seattle	67 54	188	A	UTRGV	28 52						
				246	A	CSU Bakersfield	61 51	70	H	UC Riverside	67 85						
				310	H	UMKC	57 63	168	H	Northern Colo.	69 59						
				339	H	Chicago St.	74 36	212	H	South Ala.	56 59						

Non-Div I Games: Western St. 77 40 San Diego Christian 60 40 Arizona Christian 87 54

Grand Canyon

■ Loss,
 ■ Non-Conf,
 ■ S Site,
 ■ Home
 ■ Away
 N Neutral

Average RPI Win:	138	WON-LOST	WINNING	LAST 10	STRENGTH OF	OPP. STRENGTH	TEAM	ADJ.	CONF.	ADJ CONF.
Average RPI Loss:	113	RECORD	PCT. RANK	GAMES	SCHEDULE	OF SCHEDULE	RPI	RPI	RPI	RPI
DIV. I ONLY	19- 3	14	9- 1	60	92	20	20	14	14	
DIV. I NON-CONF.	10- 2	33	2- 0	32	13	11	11	15	15	
TOTALS	RPI 1-25	RPI 26-50	W-L RECORDS	RPI 51-100	RPI 101-150	RPI 150+				
19- 3	0- 0	1- 1	OVERALL	5- 1	5- 0	8- 1				
10- 1	0- 0	1- 0	HOME	3- 0	1- 0	5- 1				
8- 0	0- 0	0- 0	AWAY	1- 0	4- 0	3- 0				
1- 2	0- 0	0- 1	NEUTRAL	1- 1	0- 0	0- 0				
10- 2	0- 0	1- 1	NON-CONFERENCE	5- 1	2- 0	2- 0				
6- 0	0- 0	1- 0	HOME	3- 0	1- 0	1- 0				
3- 0	0- 0	0- 0	AWAY	1- 0	1- 0	1- 0				
1- 2	0- 0	0- 1	NEUTRAL	1- 1	0- 0	0- 0				
9- 1	0- 0	0- 0	CONFERENCE	0- 0	3- 0	6- 1				
4- 1	0- 0	0- 0	HOME	0- 0	0- 0	4- 1				
5- 0	0- 0	0- 0	AWAY	0- 0	3- 0	2- 0				
0- 0	0- 0	0- 0	NEUTRAL	0- 0	0- 0	0- 0				

RPI S	Opponent	Score	RPI S	Opponent	Score	RPI S	Opponent	Score	RPI S	Opponent	Score
39 N	Rutgers	43 54	57 H	Vanderbilt	58 56	101 A	Wright St.	63 58			
47 H	Dayton	68 52	60 H	South Dakota St.	58 57	110 H	Belmont	66 62			
			82 N	Tulane	79 58	122 A	Youngstown St.	68 60			
			84 H	Marquette	75 55	138 A	Wisconsin	72 58			
			97 N	Virginia	59 68	147 A	Northern Ky.	81 73			
			99 A	Drake	86 61	153 H	Loyola Chicago	65 51			
						161 H	Detroit	58 36			
						174 A	Milwaukee	63 42			
						174 H	Milwaukee	69 46			
						192 A	Butler	55 46			
						203 H	Oakland	56 58			
						209 H	Valparaiso	81 42			
						218 H	Ill.-Chicago	64 22			
						302 A	Cleveland St.	66 45			
LAST 12 Division I GAMES:											
174 H	Milwaukee	69 46	209 H	Valparaiso	81 42						
161 H	Detroit	58 36	122 A	Youngstown St.	68 60						
203 H	Oakland	56 58	302 A	Cleveland St.	66 45						
101 A	Wright St.	63 58	174 A	Milwaukee	63 42						
147 A	Northern Ky.	81 73	47 H	Dayton	68 52						
218 H	Ill.-Chicago	64 22	110 H	Belmont	66 62						

Non-Div I Games:

Green Bay

■ Loss,
■ Non-Conf, S Site,
■ Home
■ Away
N Neutral

Average RPI Win: 266	WON-LOST	WINNING	LAST 10	STRENGTH OF	OPP. STRENGTH	TEAM	ADJ.	CONF.	ADJ CONF.
Average RPI Loss: 111	RECORD	PCT. RANK	GAMES	SCHEDULE	OF SCHEDULE	RPI	RPI	RPI	RPI
DIV. I ONLY	10- 13	205	7- 3	107	249	167	167	30	30
DIV. I NON-CONF.	2- 11	306	1- 2	6	63	145	145	30	30
TOTALS	RPI 1-25	RPI 26-50	W-L RECORDS	RPI 51-100	RPI 101-150	RPI 150+			
10- 13	0- 3	0- 1	OVERALL	0- 5	1- 0	9- 4			
4- 4	0- 0	0- 0	HOME	0- 2	0- 0	4- 2			
4- 9	0- 3	0- 1	AWAY	0- 3	0- 0	4- 2			
2- 0	0- 0	0- 0	NEUTRAL	0- 0	1- 0	1- 0			
2- 11	0- 3	0- 1	NON-CONFERENCE	0- 5	1- 0	1- 2			
0- 3	0- 0	0- 0	HOME	0- 2	0- 0	0- 1			
0- 8	0- 3	0- 1	AWAY	0- 3	0- 0	0- 1			
2- 0	0- 0	0- 0	NEUTRAL	0- 0	1- 0	1- 0			
8- 2	0- 0	0- 0	CONFERENCE	0- 0	0- 0	8- 2			
4- 1	0- 0	0- 0	HOME	0- 0	0- 0	4- 1			
4- 1	0- 0	0- 0	AWAY	0- 0	0- 0	4- 1			
0- 0	0- 0	0- 0	NEUTRAL	0- 0	0- 0	0- 0			

RPI 1-25				RPI 26-50				RPI 51-100				RPI 101+ Team's RPI: 167			
RPI	S	Opponent	Score	RPI	S	Opponent	Score	RPI	S	Opponent	Score	RPI	S	Opponent	Score
3	A	South Carolina	48 86	46	A	Princeton	55 79	53	H	James Madison	56 68	123	N	Wake Forest	47 42
8	A	Texas	52 79					61	A	Oregon	51 86	175	A	Stetson	59 68
24	A	UTEP	54 78					68	A	Washington St.	61 68	181	N	Rhode Island	59 54
								83	H	Drexel	36 57	205	H	Lehigh	56 63
								96	A	Iowa St.	59 95	216	A	Morgan St.	65 51
												247	H	Bethune-Cookman	60 45
												273	A	N.C. A&T	55 52
												294	H	Savannah St.	65 53
												299	H	Florida A&M	59 66
												315	H	South Carolina St.	63 50
												317	A	UMES	76 55
												324	A	Howard	77 83
												346	H	Norfolk St.	73 62
												349	A	N.C. Central	76 42
LAST 12 Division I GAMES:															
324	A	Howard	77 83	273	A	N.C. A&T	55 52	299	H	Florida A&M	59 66				
317	A	UMES	76 55	247	H	Bethune-Cookman	60 45	46	A	Princeton	55 79				
346	H	Norfolk St.	73 62	175	A	Stetson	59 68	181	N	Rhode Island	59 54				
315	H	South Carolina St.	63 50												
294	H	Savannah St.	65 53												
349	A	N.C. Central	76 42												

Non-Div I Games:

Hampton

■ Loss,
 ■ Non-Conf,
 ■ S Site,
 ■ Home
 ■ A Away
 N Neutral

RPI 1-25				RPI 26-50				RPI 51-100				RPI 101+ Team's RPI: 222			
RPI	S	Opponent	Score	RPI	S	Opponent	Score	RPI	S	Opponent	Score	RPI	S	Opponent	Score
9	H	Arizona St.	29 60	36	A	George Washington	51 82	65	A	FGCU	44 64	103	A	Boston College	28 62
				50	H	Albany (NY)	41 78	76	A	Michigan	47 83	113	A	Stony Brook	35 58
								88	A	Maine	43 61	113	H	Stony Brook	42 45
												118	A	Quinnipiac	69 71
												165	H	Cornell	53 50
												180	H	UMBC	65 57
												210	H	Binghamton	47 53
												250	A	Providence	50 69
												256	A	Sacred Heart	68 67
												258	A	Massachusetts	57 63
												266	H	New Hampshire	48 44
												270	H	Dartmouth	36 43
												277	H	Central Conn. St.	49 41
												287	A	Vermont	51 47
												316	A	UMass Lowell	75 70
												316	H	UMass Lowell	72 59
												332	H	Lafayette	55 50
LAST 12 Division I GAMES:															
				113	H	Stony Brook	42 45	113	A	Stony Brook	35 58				
				316	A	UMass Lowell	75 70	287	A	Vermont	51 47				
				50	H	Albany (NY)	41 78	210	H	Binghamton	47 53				
				88	A	Maine	43 61	316	H	UMass Lowell	72 59				
				266	H	New Hampshire	48 44	65	A	FGCU	44 64				
				180	H	UMBC	65 57	36	A	George Washington	51 82				

Non-Div I Games:

Average RPI Win:	218	WON-LOST	WINNING	LAST 10	STRENGTH OF	OPP. STRENGTH	TEAM	ADJ.	CONF.	ADJ CONF.
Average RPI Loss:	111	RECORD	PCT. RANK	GAMES	SCHEDULE	OF SCHEDULE	RPI	RPI	RPI	RPI
DIV. I ONLY	8- 11	216	4- 6	80	199	144	144	10	10	
DIV. I NON-CONF.	5- 8	209	1- 5	109	207	161	161	11	11	
TOTALS	RPI 1-25	RPI 26-50	W-L RECORDS	RPI 51-100	RPI 101-150	RPI 150+				
8- 11	0- 0	0- 3	OVERALL	0- 3	2- 2	6- 3				
2- 5	0- 0	0- 2	HOME	0- 1	0- 1	2- 1				
5- 6	0- 0	0- 1	AWAY	0- 2	1- 1	4- 2				
1- 0	0- 0	0- 0	NEUTRAL	0- 0	1- 0	0- 0				
5- 8	0- 0	0- 1	NON-CONFERENCE	0- 3	2- 2	3- 2				
2- 2	0- 0	0- 0	HOME	0- 1	0- 1	2- 0				
2- 6	0- 0	0- 1	AWAY	0- 2	1- 1	1- 2				
1- 0	0- 0	0- 0	NEUTRAL	0- 0	1- 0	0- 0				
3- 3	0- 0	0- 2	CONFERENCE	0- 0	0- 0	3- 1				
0- 3	0- 0	0- 2	HOME	0- 0	0- 0	0- 1				
3- 0	0- 0	0- 0	AWAY	0- 0	0- 0	3- 0				
0- 0	0- 0	0- 0	NEUTRAL	0- 0	0- 0	0- 0				

RPI 1-25				RPI 26-50				RPI 51-100				RPI 101+				Team's RPI: 144	
RPI	S	Opponent	Score	RPI	S	Opponent	Score	RPI	S	Opponent	Score	RPI	S	Opponent	Score		
				42	A	South Fla.	59 86	55	A	Chattanooga	58 62	108	N	Toledo	76 70		
				44	H	Penn	48 68	65	A	FGCU	65 74	111	H	Eastern Mich.	81 85		
				46	H	Princeton	83 92	88	H	Maine	53 64	113	A	Stony Brook	63 64		
												121	A	Samford	60 54		
												165	A	Cornell	65 56		
												181	A	Rhode Island	52 56		
												208	A	Fairfield	50 67		
												231	A	Columbia	69 66		
												240	A	Rice	67 61		
												258	H	Massachusetts	67 65		
												270	A	Dartmouth	56 43		
												270	H	Dartmouth	64 70		
												348	H	Boston U.	73 55		
LAST 12 Division I GAMES:																	
				46	H	Princeton	83 92	55	A	Chattanooga	58 62						
				44	H	Penn	48 68	121	A	Samford	60 54						
				231	A	Columbia	69 66	113	A	Stony Brook	63 64						
				165	A	Cornell	65 56	208	A	Fairfield	50 67						
				270	H	Dartmouth	64 70	111	H	Eastern Mich.	81 85						
				270	A	Dartmouth	56 43	65	A	FGCU	65 74						

Non-Div I Games:

Harvard

Average RPI Win:	251	WON-LOST	WINNING	LAST 10	STRENGTH OF	OPP. STRENGTH	TEAM	ADJ.	CONF.	ADJ CONF.
Average RPI Loss:	77	RECORD	PCT. RANK	GAMES	SCHEDULE	OF SCHEDULE	RPI	RPI	RPI	RPI
DIV. I ONLY	14- 9	112	7- 3	229	122	151	151	22	22	
DIV. I NON-CONF.	7- 6	156	1- 1	107	17	117	117	22	22	
TOTALS	RPI 1-25	RPI 26-50	W-L RECORDS	RPI 51-100	RPI 101-150	RPI 150+				
14- 9	0- 4	0- 1	OVERALL	0- 2	1- 0	13- 2				
5- 5	0- 2	0- 1	HOME	0- 2	0- 0	5- 0				
9- 2	0- 0	0- 0	AWAY	0- 0	1- 0	8- 2				
0- 2	0- 2	0- 0	NEUTRAL	0- 0	0- 0	0- 0				
7- 6	0- 4	0- 1	NON-CONFERENCE	0- 1	0- 0	7- 0				
2- 4	0- 2	0- 1	HOME	0- 1	0- 0	2- 0				
5- 0	0- 0	0- 0	AWAY	0- 0	0- 0	5- 0				
0- 2	0- 2	0- 0	NEUTRAL	0- 0	0- 0	0- 0				
7- 3	0- 0	0- 0	CONFERENCE	0- 1	1- 0	6- 2				
3- 1	0- 0	0- 0	HOME	0- 1	0- 0	3- 0				
4- 2	0- 0	0- 0	AWAY	0- 0	1- 0	3- 2				
0- 0	0- 0	0- 0	NEUTRAL	0- 0	0- 0	0- 0				

RPI	S	Opponent	Score	RPI	S	Opponent	Score	RPI	S	Opponent	Score	RPI	S	Opponent	Score	Team's RPI: 151
3	H	South Carolina	51 67	44	H	Penn	54 64	68	H	Washington St.	52 62	148	A	Long Beach St.	67 55	
9	H	Arizona St.	49 75					70	H	UC Riverside	74 77	187	A	UC Davis	58 60	
13	N	BYU	56 67									198	A	Cal Poly	64 58	
18	N	Texas A&M	41 82									200	A	San Jose St.	76 73	
												206	A	Sacramento St.	74 72	
												232	A	Grand Canyon	74 41	
												241	H	Loyola Marymount	65 51	
												246	A	CSU Bakersfield	65 55	
												246	H	CSU Bakersfield	74 60	
												260	A	Northern Ariz.	61 52	
												267	A	UC Santa Barbara	63 62	
												283	A	CSUN	60 63	
												283	H	CSUN	77 50	
												323	A	UC Irvine	83 65	
												323	H	UC Irvine	59 35	
												340	H	Cal St. Fullerton	62 53	
LAST 12 Division I GAMES:																
267	A	UC Santa Barbara	63 62	70	H	UC Riverside	74 77									
198	A	Cal Poly	64 58	283	H	CSUN	77 50									
323	H	UC Irvine	59 35	187	A	UC Davis	58 60									
340	H	Cal St. Fullerton	62 53	148	A	Long Beach St.	67 55									
283	A	CSUN	60 63	44	H	Penn	54 64									
323	A	UC Irvine	83 65	246	A	CSU Bakersfield	65 55									

Non-Div I Games:

Hawaii

Average RPI Win:	263	WON-LOST	WINNING	LAST 10	STRENGTH OF	OPP. STRENGTH	TEAM	ADJ.	CONF.	ADJ CONF.
Average RPI Loss:	156	RECORD	PCT. RANK	GAMES	SCHEDULE	OF SCHEDULE	RPI	RPI	RPI	RPI
DIV. I ONLY	7- 14	257	5- 5	177	238	242	242	26	26	
DIV. I NON-CONF.	0- 8	338	0- 1	69	37	283	283	28	28	
TOTALS	RPI 1-25	RPI 26-50	W-L RECORDS	RPI 51-100	RPI 101-150	RPI 150+				
7- 14	0- 1	0- 1	OVERALL	0- 3	0- 2	7- 7				
4- 4	0- 0	0- 0	HOME	0- 1	0- 1	4- 2				
3- 8	0- 1	0- 1	AWAY	0- 1	0- 1	3- 4				
0- 2	0- 0	0- 0	NEUTRAL	0- 1	0- 0	0- 1				
0- 8	0- 1	0- 1	NON-CONFERENCE	0- 3	0- 0	0- 3				
0- 2	0- 0	0- 0	HOME	0- 1	0- 0	0- 1				
0- 4	0- 1	0- 1	AWAY	0- 1	0- 0	0- 1				
0- 2	0- 0	0- 0	NEUTRAL	0- 1	0- 0	0- 1				
7- 6	0- 0	0- 0	CONFERENCE	0- 0	0- 2	7- 4				
4- 2	0- 0	0- 0	HOME	0- 0	0- 1	4- 1				
3- 4	0- 0	0- 0	AWAY	0- 0	0- 1	3- 3				
0- 0	0- 0	0- 0	NEUTRAL	0- 0	0- 0	0- 0				

RPI 1-25				RPI 26-50				RPI 51-100				RPI 101+ Team's RPI: 242			
RPI	S	Opponent	Score	RPI	S	Opponent	Score	RPI	S	Opponent	Score	RPI	S	Opponent	Score
11	A	Maryland	50 105	40	A	North Carolina St.	48 89	69	A	Elon	69 80	102	A	Liberty	43 56
								75	N	Georgia Tech	61 81	143	H	UNC Asheville	81 82
								98	H	VCU	39 69	156	H	Davidson	60 62
												166	N	UAB	46 56
												213	A	Presbyterian	70 82
												213	H	Presbyterian	61 47
												214	A	Radford	56 54
												214	H	Radford	71 66
												226	A	Gardner-Webb	70 82
												282	A	Campbell	69 55
												288	A	UNCG	72 82
												296	A	Coastal Caro.	53 79
												296	H	Coastal Caro.	53 52
												297	H	Charleston So.	62 64
												309	H	Longwood	79 68
												312	A	Winthrop	74 67
LAST 12 Division I GAMES:															
296	A	Coastal Caro.	53 79	282	A	Campbell	69 55								
213	H	Presbyterian	61 47	296	H	Coastal Caro.	53 52								
102	A	Liberty	43 56	226	A	Gardner-Webb	70 82								
214	A	Radford	56 54	297	H	Charleston So.	62 64								
143	H	UNC Asheville	81 82	213	A	Presbyterian	70 82								
312	A	Winthrop	74 67	69	A	Elon	69 80								

Non-Div I Games: Greensboro 82 49

High Point

■ Loss,
 ■ Non-Conf, S Site,
 ■ Home
 ■ Away
 N Neutral

Average RPI Win:	206	WON-LOST	WINNING	LAST 10	STRENGTH OF	OPP. STRENGTH	TEAM	ADJ.	CONF.	ADJ CONF.
Average RPI Loss:	94	RECORD	PCT. RANK	GAMES	SCHEDULE	OF SCHEDULE	RPI	RPI	RPI	RPI
DIV. I ONLY	17- 5	40	7- 3	188	149	78	78	13	13	
DIV. I NON-CONF.	9- 2	37	1- 0	213	185	68	68	12	12	
TOTALS	RPI 1-25	RPI 26-50	W-L RECORDS	RPI 51-100	RPI 101-150	RPI 150+				
17- 5	0- 1	0- 0	OVERALL	2- 3	2- 0	13- 1				
9- 1	0- 0	0- 0	HOME	2- 1	2- 0	5- 0				
7- 3	0- 0	0- 0	AWAY	0- 2	0- 0	7- 1				
1- 1	0- 1	0- 0	NEUTRAL	0- 0	0- 0	1- 0				
9- 2	0- 1	0- 0	NON-CONFERENCE	1- 0	2- 0	6- 1				
4- 0	0- 0	0- 0	HOME	1- 0	2- 0	1- 0				
4- 1	0- 0	0- 0	AWAY	0- 0	0- 0	4- 1				
1- 1	0- 1	0- 0	NEUTRAL	0- 0	0- 0	1- 0				
8- 3	0- 0	0- 0	CONFERENCE	1- 3	0- 0	7- 0				
5- 1	0- 0	0- 0	HOME	1- 1	0- 0	4- 0				
3- 2	0- 0	0- 0	AWAY	0- 2	0- 0	3- 0				
0- 0	0- 0	0- 0	NEUTRAL	0- 0	0- 0	0- 0				

RPI 1-25				RPI 26-50				RPI 51-100				Team's RPI: 78		RPI 101+			
RPI	S	Opponent	Score	RPI	S	Opponent	Score	RPI	S	Opponent	Score			RPI	S	Opponent	Score
7	N	Oregon St.	50 73					53	H	James Madison	54 71			113	H	Stony Brook	71 66
								69	A	Elon	60 61			137	H	Buffalo	79 36
								69	H	Elon	59 49			176	A	Col. of Charleston	62 58
								83	A	Drexel	64 67			186	A	Marist	71 67
								94	H	Saint Joseph's	75 62			194	H	Delaware	58 49
														195	H	Northeastern	75 50
														197	H	William & Mary	75 45
														208	A	Fairfield	67 53
														239	A	UNCW	68 64
														253	H	Navy	65 63
														258	A	Massachusetts	56 57
														265	A	American	60 51
														291	A	Towson	74 56
														291	H	Towson	64 60
														296	N	Coastal Caro.	82 40
														304	A	Delaware St.	66 49
LAST 12 Division I GAMES:																	
				291	A	Towson	74 56					197	H	William & Mary	75 45		
				53	H	James Madison	54 71					239	A	UNCW	68 64		
				69	H	Elon	59 49					176	A	Col. of Charleston	62 58		
				83	A	Drexel	64 67					69	A	Elon	60 61		
				291	H	Towson	64 60					194	H	Delaware	58 49		
				195	H	Northeastern	75 50					304	A	Delaware St.	66 49		

Non-Div I Games:

Hofstra

■ Loss,
■ Non-Conf, S Site,
■ Home
■ Away
N Neutral

Holy Cross

Through Games Of Feb. 10, 2016

Average RPI Win:	284	WON-LOST	WINNING	LAST 10	STRENGTH OF	OPP. STRENGTH	TEAM	ADJ.	CONF.	ADJ CONF.
Average RPI Loss:	168	RECORD	PCT. RANK	GAMES	SCHEDULE	OF SCHEDULE	RPI	RPI	RPI	RPI
DIV. I ONLY	10- 13	205	5- 5	308	258	261	261	28	28	
DIV. I NON-CONF.	3- 8	258	0- 0	310	162	324	324	29	29	
TOTALS	RPI 1-25	RPI 26-50	W-L RECORDS	RPI 51-100	RPI 101-150	RPI 150+				
10- 13	0- 0	0- 0	OVERALL	0- 3	0- 4	10- 6				
7- 3	0- 0	0- 0	HOME	0- 1	0- 0	7- 2				
3- 10	0- 0	0- 0	AWAY	0- 2	0- 4	3- 4				
0- 0	0- 0	0- 0	NEUTRAL	0- 0	0- 0	0- 0				
3- 8	0- 0	0- 0	NON-CONFERENCE	0- 0	0- 4	3- 4				
3- 2	0- 0	0- 0	HOME	0- 0	0- 0	3- 2				
0- 6	0- 0	0- 0	AWAY	0- 0	0- 4	0- 2				
0- 0	0- 0	0- 0	NEUTRAL	0- 0	0- 0	0- 0				
7- 5	0- 0	0- 0	CONFERENCE	0- 3	0- 0	7- 2				
4- 1	0- 0	0- 0	HOME	0- 1	0- 0	4- 0				
3- 4	0- 0	0- 0	AWAY	0- 2	0- 0	3- 2				
0- 0	0- 0	0- 0	NEUTRAL	0- 0	0- 0	0- 0				

RPI S	Opponent	Score	RPI S	Opponent	Score	RPI S	Opponent	Score	RPI S	Opponent	Score	Team's RPI: 261
						74	A Army West Point	58 77	103	A Boston College	51 60	
						90	A Bucknell	64 74	106	A Yale	59 69	
						90	H Bucknell	51 58	118	A Quinnipiac	61 74	
									145	A Pittsburgh	50 56	
									155	A Penn St.	82 86	
									205	A Lehigh	58 61	
									211	H Bryant	65 64	
									219	H Manhattan	58 44	
									253	A Navy	49 50	
									253	H Navy	57 49	
									258	H Massachusetts	60 74	
									265	H American	59 54	
									270	H Dartmouth	54 60	
									287	H Vermont	77 63	
									298	A Colgate	80 71	
									298	H Colgate	70 61	
									316	A UMass Lowell	67 75	
									332	A Lafayette	57 54	
									332	H Lafayette	66 49	
									348	A Boston U.	60 41	
LAST 12 Division I GAMES:												
332	A Lafayette	57 54	205	A Lehigh	58 61							
90	A Bucknell	64 74	332	H Lafayette	66 49							
298	H Colgate	70 61	90	H Bucknell	51 58							
253	A Navy	49 50	298	A Colgate	80 71							
265	H American	59 54	253	H Navy	57 49							
74	A Army West Point	58 77	348	A Boston U.	60 41							

Non-Div I Games:

Holy Cross

Loss, Non-Conf, S Site, H Home A Away N Neutral

Average RPI Win: 256	WON-LOST	WINNING	LAST 10	STRENGTH OF	OPP. STRENGTH	TEAM	ADJ.	CONF.	ADJ CONF.
Average RPI Loss: 121	RECORD	PCT. RANK	GAMES	SCHEDULE	OF SCHEDULE	RPI	RPI	RPI	RPI
DIV. I ONLY	5- 18	303	1- 8	126	120	254	254	8	8
DIV. I NON-CONF.	4- 7	222	0- 0	126	292	200	200	7	7
TOTALS	RPI 1-25	RPI 26-50	W-L RECORDS	RPI 51-100	RPI 101-150	RPI 150+			
5- 18	0- 1	0- 2	OVERALL	0- 4	1- 3	4- 8			
2- 8	0- 1	0- 0	HOME	0- 2	1- 1	1- 4			
3- 7	0- 0	0- 1	AWAY	0- 1	0- 1	3- 4			
0- 3	0- 0	0- 1	NEUTRAL	0- 1	0- 1	0- 0			
4- 7	0- 0	0- 1	NON-CONFERENCE	0- 1	1- 2	3- 3			
1- 3	0- 0	0- 0	HOME	0- 0	1- 1	0- 2			
3- 1	0- 0	0- 0	AWAY	0- 0	0- 0	3- 1			
0- 3	0- 0	0- 1	NEUTRAL	0- 1	0- 1	0- 0			
1- 11	0- 1	0- 1	CONFERENCE	0- 3	0- 1	1- 5			
1- 5	0- 1	0- 0	HOME	0- 2	0- 0	1- 2			
0- 6	0- 0	0- 1	AWAY	0- 1	0- 1	0- 3			
0- 0	0- 0	0- 0	NEUTRAL	0- 0	0- 0	0- 0			

RPI	S	Opponent	Score	RPI	S	Opponent	Score	RPI	S	Opponent	Score	RPI	S	Opponent	Score	Team's RPI: 254
2	H	UConn	37 76	36	N	George Washington	78 82	51	N	Iowa	50 64	101	N	Wright St.	61 75	
				42	A	South Fla.	49 73	59	H	Temple	66 75	115	A	Memphis	57 74	
								82	A	Tulane	48 70	125	H	La.-Lafayette	52 51	
								82	H	Tulane	56 59	148	H	Long Beach St.	41 47	
												154	H	SMU	48 50	
												172	A	East Carolina	70 76	
												176	A	Col. of Charleston	48 55	
												184	A	Tulsa	28 44	
												184	H	Tulsa	62 79	
												188	H	UTRGV	45 55	
												193	H	UNLV	60 63	
												204	A	Cincinnati	50 56	
												240	A	Rice	62 59	
												264	H	UCF	64 55	
												322	A	Incarnate Word	67 51	
												330	A	A&M-Corpus Christi	76 73	
LAST 12 Division I GAMES:																
184	A	Tulsa	28 44	172	A	East Carolina	70 76									
82	H	Tulane	56 59	154	H	SMU	48 50									
264	H	UCF	64 55	2	H	UConn	37 76									
204	A	Cincinnati	50 56	115	A	Memphis	57 74									
42	A	South Fla.	49 73	59	H	Temple	66 75									
184	H	Tulsa	62 79	82	A	Tulane	48 70									

Non-Div I Games:

Houston

■ Loss,
 ■ Non-Conf, S Site,
 ■ Home
 ■ Away
 N Neutral

Houston Baptist

Through Games Of Feb. 10, 2016

Average RPI Win:	287	WON-LOST	WINNING	LAST 10	STRENGTH OF	OPP. STRENGTH	TEAM	ADJ.	CONF.	ADJ CONF.
Average RPI Loss:	163	RECORD	PCT. RANK	GAMES	SCHEDULE	OF SCHEDULE	RPI	RPI	RPI	RPI
DIV. I ONLY	8- 11	216	6- 4	255	290	237	237	27	27	
DIV. I NON-CONF.	2- 5	253	0- 0	159	271	221	221	26	26	
TOTALS	RPI 1-25	RPI 26-50	W-L RECORDS	RPI 51-100	RPI 101-150	RPI 150+				
8- 11	0- 1	0- 0	OVERALL	0- 1	0- 3	8- 6				
4- 4	0- 0	0- 0	HOME	0- 0	0- 1	4- 3				
3- 7	0- 1	0- 0	AWAY	0- 1	0- 2	3- 3				
1- 0	0- 0	0- 0	NEUTRAL	0- 0	0- 0	1- 0				
2- 5	0- 1	0- 0	NON-CONFERENCE	0- 0	0- 1	2- 3				
0- 2	0- 0	0- 0	HOME	0- 0	0- 1	0- 1				
1- 3	0- 1	0- 0	AWAY	0- 0	0- 0	1- 2				
1- 0	0- 0	0- 0	NEUTRAL	0- 0	0- 0	1- 0				
6- 6	0- 0	0- 0	CONFERENCE	0- 1	0- 2	6- 3				
4- 2	0- 0	0- 0	HOME	0- 0	0- 0	4- 2				
2- 4	0- 0	0- 0	AWAY	0- 1	0- 2	2- 1				
0- 0	0- 0	0- 0	NEUTRAL	0- 0	0- 0	0- 0				

RPI 1-25				RPI 26-50				RPI 51-100				RPI 101+ Team's RPI: 237			
RPI	S	Opponent	Score	RPI	S	Opponent	Score	RPI	S	Opponent	Score	RPI	S	Opponent	Score
24	A	UTEP	63 98					64	A	Abilene Christian	60 77	130	A	Central Ark.	44 45
												132	A	Northwestern St.	44 55
												145	H	Texas-Arlington	40 64
												170	H	McNeese St.	64 71
												182	A	New Mexico	57 65
												202	H	Texas St.	66 71
												229	A	UTSA	50 79
												233	H	Stephen F. Austin	50 64
												235	A	Texas Southern	77 65
												243	H	Sam Houston St.	67 63
												259	N	Omaha	64 51
												279	A	Lamar	70 77
												279	H	Lamar	77 66
												305	H	Southeastern La.	64 56
												308	H	Nicholls St.	80 71
												330	A	A&M-Corpus Christi	73 59
												336	A	New Orleans	71 51
LAST 12 Division I GAMES:															
279	H	Lamar	77 66	336	A	New Orleans	71 51								
233	H	Stephen F. Austin	50 64	130	A	Central Ark.	44 45								
330	A	A&M-Corpus Christi	73 59	305	H	Southeastern La.	64 56								
243	H	Sam Houston St.	67 63	308	H	Nicholls St.	80 71								
64	A	Abilene Christian	60 77	170	H	McNeese St.	64 71								
279	A	Lamar	70 77	132	A	Northwestern St.	44 55								

Non-Div I Games: Trinity (TX) 60 46 Huston-Tillotson 96 65 Paul Quinn 95 42

Houston Baptist

Loss, Non-Conf, S Site, H Home A Away N Neutral

Average RPI Win: 255	WON-LOST	WINNING	LAST 10	STRENGTH OF	OPP. STRENGTH	TEAM	ADJ.	CONF.	ADJ CONF.
Average RPI Loss: 206	RECORD	PCT. RANK	GAMES	SCHEDULE	OF SCHEDULE	RPI	RPI	RPI	RPI
DIV. I ONLY	4- 18	315	2- 7	283	294	324	324	30	30
DIV. I NON-CONF.	2- 11	306	1- 3	147	242	274	274	30	30
TOTALS	RPI 1-25	RPI 26-50	W-L RECORDS	RPI 51-100	RPI 101-150	RPI 150+			
4- 18	0- 1	0- 1	OVERALL	0- 1	0- 3	4- 12			
2- 6	0- 0	0- 0	HOME	0- 0	0- 0	2- 6			
2- 11	0- 1	0- 0	AWAY	0- 1	0- 2	2- 6			
0- 1	0- 0	0- 0	NEUTRAL	0- 0	0- 1	0- 0			
2- 11	0- 1	0- 1	NON-CONFERENCE	0- 1	0- 3	2- 5			
1- 3	0- 0	0- 0	HOME	0- 0	0- 0	1- 3			
1- 7	0- 1	0- 1	AWAY	0- 1	0- 2	1- 2			
0- 1	0- 0	0- 0	NEUTRAL	0- 0	0- 1	0- 0			
2- 7	0- 0	0- 0	CONFERENCE	0- 0	0- 0	2- 7			
1- 3	0- 0	0- 0	HOME	0- 0	0- 0	1- 3			
1- 4	0- 0	0- 0	AWAY	0- 0	0- 0	1- 4			
0- 0	0- 0	0- 0	NEUTRAL	0- 0	0- 0	0- 0			

RPI 1-25				RPI 26-50				RPI 51-100				RPI 101+ Team's RPI: 324			
RPI	S	Opponent	Score	RPI	S	Opponent	Score	RPI	S	Opponent	Score	RPI	S	Opponent	Score
25	A	Duquesne	62 86	28	A	Syracuse	48 97	89	A	Northwestern	49 89	104	A	Arizona	28 65
												126	N	Mercer	53 70
												133	A	Xavier	47 70
												158	H	Old Dominion	64 83
												165	H	Cornell	76 74
												167	H	Hampton	83 77
												216	A	Morgan St.	66 78
												218	A	Ill.-Chicago	48 75
												247	H	Bethune-Cookman	77 81
												252	H	Coppin St.	67 83
												262	A	Georgia St.	58 65
												273	A	N.C. A&T	70 88
												278	H	La Salle	68 71
												304	A	Delaware St.	86 87
												317	A	UMES	59 62
												325	H	LIU Brooklyn	72 89
												338	A	Mt. St. Mary's	62 49
												346	H	Norfolk St.	108 110
												349	A	N.C. Central	68 61
LAST 12 Division I GAMES:															
167	H	Hampton	83 77	252	H	Coppin St.	67 83								
346	H	Norfolk St.	108 110	165	H	Cornell	76 74								
317	A	UMES	59 62	28	A	Syracuse	48 97								
216	A	Morgan St.	66 78	133	A	Xavier	47 70								
247	H	Bethune-Cookman	77 81	158	H	Old Dominion	64 83								
304	A	Delaware St.	86 87	338	A	Mt. St. Mary's	62 49								

Non-Div I Games:

Howard

■ Loss,
 ■ Non-Conf,
 S Site,
 ■ Home
 ■ Away
 N Neutral

Average RPI Win:	325	WON-LOST	WINNING	LAST 10	STRENGTH OF	OPP. STRENGTH	TEAM	ADJ.	CONF.	ADJ CONF.
Average RPI Loss:	170	RECORD	PCT. RANK	GAMES	SCHEDULE	OF SCHEDULE	RPI	RPI	RPI	RPI
DIV. I ONLY	3- 18	332	1- 9	207	268	331	331	18	18	
DIV. I NON-CONF.	2- 9	296	0- 2	186	294	308	308	19	19	
TOTALS	RPI 1-25	RPI 26-50	W-L RECORDS	RPI 51-100	RPI 101-150	RPI 150+				
3- 18	0- 0	0- 2	OVERALL	0- 2	0- 3	3- 11				
3- 7	0- 0	0- 1	HOME	0- 1	0- 2	3- 3				
0- 11	0- 0	0- 1	AWAY	0- 1	0- 1	0- 8				
0- 0	0- 0	0- 0	NEUTRAL	0- 0	0- 0	0- 0				
2- 9	0- 0	0- 2	NON-CONFERENCE	0- 0	0- 2	2- 5				
2- 3	0- 0	0- 1	HOME	0- 0	0- 1	2- 1				
0- 6	0- 0	0- 1	AWAY	0- 0	0- 1	0- 4				
0- 0	0- 0	0- 0	NEUTRAL	0- 0	0- 0	0- 0				
1- 9	0- 0	0- 0	CONFERENCE	0- 2	0- 1	1- 6				
1- 4	0- 0	0- 0	HOME	0- 1	0- 1	1- 2				
0- 5	0- 0	0- 0	AWAY	0- 1	0- 0	0- 4				
0- 0	0- 0	0- 0	NEUTRAL	0- 0	0- 0	0- 0				

RPI 1-25				RPI 26-50				RPI 51-100				RPI 101+ Team's RPI: 331			
RPI	S	Opponent	Score	RPI	S	Opponent	Score	RPI	S	Opponent	Score	RPI	S	Opponent	Score
				32	A	Ohio	52 79	60	H	South Dakota St.	42 61	114	H	IUPUI	50 69
				41	H	Indiana	72 79	81	A	South Dakota	60 92	116	H	Western Mich.	48 70
												147	A	Northern Ky.	64 77
												157	A	Oral Roberts	59 61
												161	A	Detroit	63 64
												174	A	Milwaukee	60 73
												203	A	Oakland	74 81
												208	A	Fairfield	62 74
												227	H	USC Upstate	81 84
												228	A	Western Ill.	87 88
												228	H	Western Ill.	74 78
												259	H	Omaha	58 60
												307	A	Denver	50 53
												307	H	Denver	61 49
												320	A	North Dakota St.	85 94
												329	H	Kent St.	86 68
												339	H	Chicago St.	62 51
LAST 12 Division I GAMES:															
				228	A	Western Ill.	87 88	60	H	South Dakota St.	42 61				
				307	H	Denver	61 49	307	A	Denver	50 53				
				259	H	Omaha	58 60	228	H	Western Ill.	74 78				
				320	A	North Dakota St.	85 94	114	H	IUPUI	50 69				
				81	A	South Dakota	60 92	174	A	Milwaukee	60 73				
				157	A	Oral Roberts	59 61	203	A	Oakland	74 81				

Non-Div I Games: Trine 82 62 Grace (IN) 91 39

IPFW

Loss, Non-Conf, S Site, H Home A Away N Neutral

Average RPI Win:	221	WON-LOST	WINNING	LAST 10	STRENGTH OF	OPP. STRENGTH	TEAM	ADJ.	CONF.	ADJ CONF.
Average RPI Loss:	132	RECORD	PCT. RANK	GAMES	SCHEDULE	OF SCHEDULE	RPI	RPI	RPI	RPI
DIV. I ONLY	14- 7	87	7- 3	210	192	114	114	18	18	
DIV. I NON-CONF.	7- 4	110	1- 1	219	122	115	115	19	19	
TOTALS	RPI 1-25	RPI 26-50	W-L RECORDS	RPI 51-100	RPI 101-150	RPI 150+				
14- 7	0- 1	0- 0	OVERALL	2- 3	1- 0	11- 3				
7- 2	0- 0	0- 0	HOME	1- 1	1- 0	5- 1				
6- 5	0- 1	0- 0	AWAY	1- 2	0- 0	5- 2				
1- 0	0- 0	0- 0	NEUTRAL	0- 0	0- 0	1- 0				
7- 4	0- 1	0- 0	NON-CONFERENCE	2- 1	1- 0	4- 2				
3- 1	0- 0	0- 0	HOME	1- 1	1- 0	1- 0				
3- 3	0- 1	0- 0	AWAY	1- 0	0- 0	2- 2				
1- 0	0- 0	0- 0	NEUTRAL	0- 0	0- 0	1- 0				
7- 3	0- 0	0- 0	CONFERENCE	0- 2	0- 0	7- 1				
4- 1	0- 0	0- 0	HOME	0- 0	0- 0	4- 1				
3- 2	0- 0	0- 0	AWAY	0- 2	0- 0	3- 0				
0- 0	0- 0	0- 0	NEUTRAL	0- 0	0- 0	0- 0				

RPI S	Opponent	Score	RPI S	Opponent	Score	RPI S	Opponent	Score	RPI S	Opponent	Score	Team's RPI: 114
16	A Louisville	61 70				60	A South Dakota St.	66 68	110	H Belmont	62 59	
						75	H Georgia Tech	50 60	157	A Oral Roberts	57 54	
						81	A South Dakota	59 65	157	H Oral Roberts	47 52	
						84	A Marquette	60 55	173	A SIUE	85 67	
						98	H VCU	70 69	199	A North Texas	67 68	
									228	A Western Ill.	68 60	
									228	H Western Ill.	96 87	
									233	N Stephen F. Austin	62 55	
									244	H Indiana St.	68 43	
									259	H Omaha	75 59	
									307	H Denver	81 75	
									318	A Evansville	68 62	
									320	H North Dakota St.	67 44	
									331	A IPFW	69 50	
									337	A Eastern Ill.	71 77	
LAST 12 Division I GAMES:												
228	H Western Ill.	96 87	259	H Omaha	75 59							
157	A Oral Roberts	57 54	228	A Western Ill.	68 60							
307	H Denver	81 75	157	H Oral Roberts	47 52							
81	A South Dakota	59 65	331	A IPFW	69 50							
60	A South Dakota St.	66 68	318	A Evansville	68 62							
320	H North Dakota St.	67 44	75	H Georgia Tech	50 60							

Non-Div I Games: Oakland City 104 30 Ind.-Southeast 99 50

IUPUI

Loss, Non-Conf, S Site, H Home A Away N Neutral

Idaho

Through Games Of Feb. 10, 2016

Average RPI Win: 238	WON-LOST	WINNING	LAST 10	STRENGTH OF	OPP. STRENGTH	TEAM	ADJ.	CONF.	ADJ CONF.
Average RPI Loss: 99	RECORD	PCT. RANK	GAMES	SCHEDULE	OF SCHEDULE	RPI	RPI	RPI	RPI
DIV. I ONLY	15- 6	64	8- 2	276	145	140	140	20	20
DIV. I NON-CONF.	6- 4	125	0- 0	141	103	133	133	21	21
TOTALS	RPI 1-25	RPI 26-50	W-L RECORDS	RPI 51-100	RPI 101-150	RPI 150+			
15- 6	0- 1	0- 1	OVERALL	1- 1	1- 1	13- 2			
9- 3	0- 0	0- 0	HOME	0- 1	1- 0	8- 2			
4- 2	0- 1	0- 0	AWAY	0- 0	0- 1	4- 0			
2- 1	0- 0	0- 1	NEUTRAL	1- 0	0- 0	1- 0			
6- 4	0- 1	0- 1	NON-CONFERENCE	1- 1	0- 1	5- 0			
4- 1	0- 0	0- 0	HOME	0- 1	0- 0	4- 0			
0- 2	0- 1	0- 0	AWAY	0- 0	0- 1	0- 0			
2- 1	0- 0	0- 1	NEUTRAL	1- 0	0- 0	1- 0			
9- 2	0- 0	0- 0	CONFERENCE	0- 0	1- 0	8- 2			
5- 2	0- 0	0- 0	HOME	0- 0	1- 0	4- 2			
4- 0	0- 0	0- 0	AWAY	0- 0	0- 0	4- 0			
0- 0	0- 0	0- 0	NEUTRAL	0- 0	0- 0	0- 0			

RPI 1-25				RPI 26-50				RPI 51-100				RPI 101+ Team's RPI: 140			
RPI	S	Opponent	Score	RPI	S	Opponent	Score	RPI	S	Opponent	Score	RPI	S	Opponent	Score
7	A	Oregon St.	44 69	43	N	Duke	68 74	64	H	Abilene Christian	59 71	124	H	North Dakota	92 65
								96	N	Iowa St.	97 65	131	A	Texas Tech	62 78
												162	H	Montana St.	59 62
												168	H	Northern Colo.	66 56
												185	H	Eastern Wash.	66 74
												202	N	Texas St.	75 55
												206	A	Sacramento St.	98 88
												225	H	Montana	78 61
												249	H	Wyoming	61 57
												251	H	Seattle	64 60
												260	A	Northern Ariz.	72 51
												260	H	Northern Ariz.	76 59
												267	H	UC Santa Barbara	64 42
												283	H	CSUN	106 50
												321	A	Portland St.	94 65
												328	A	Southern Utah	62 51
												328	H	Southern Utah	93 48
LAST 12 Division I GAMES:															
260	H	Northern Ariz.	76 59	328	A	Southern Utah	62 51								
328	H	Southern Utah	93 48	260	A	Northern Ariz.	72 51								
321	A	Portland St.	94 65	185	H	Eastern Wash.	66 74								
206	A	Sacramento St.	98 88	168	H	Northern Colo.	66 56								
162	H	Montana St.	59 62	124	H	North Dakota	92 65								
225	H	Montana	78 61	64	H	Abilene Christian	59 71								

Non-Div I Games: Carroll (MT) 75 47 Northwest Chrst. 71 48

Idaho

Loss, Non-Conf, S Site, H Home A Away N Neutral

Average RPI Win:	232	WON-LOST	WINNING	LAST 10	STRENGTH OF	OPP. STRENGTH	TEAM	ADJ.	CONF.	ADJ CONF.
Average RPI Loss:	136	RECORD	PCT. RANK	GAMES	SCHEDULE	OF SCHEDULE	RPI	RPI	RPI	RPI
DIV. I ONLY	8- 11	216	0- 2	219	128	201	201	20	20	
DIV. I NON-CONF.	5- 4	138	0- 1	58	105	60	60	21	21	
TOTALS	RPI 1-25	RPI 26-50	W-L RECORDS	RPI 51-100	RPI 101-150	RPI 150+				
8- 11	0- 2	0- 0	OVERALL	0- 1	1- 3	7- 5				
3- 4	0- 0	0- 0	HOME	0- 0	0- 1	3- 3				
4- 7	0- 2	0- 0	AWAY	0- 1	1- 2	3- 2				
1- 0	0- 0	0- 0	NEUTRAL	0- 0	0- 0	1- 0				
5- 4	0- 2	0- 0	NON-CONFERENCE	0- 1	1- 1	4- 0				
2- 0	0- 0	0- 0	HOME	0- 0	0- 0	2- 0				
2- 4	0- 2	0- 0	AWAY	0- 1	1- 1	1- 0				
1- 0	0- 0	0- 0	NEUTRAL	0- 0	0- 0	1- 0				
3- 7	0- 0	0- 0	CONFERENCE	0- 0	0- 2	3- 5				
1- 4	0- 0	0- 0	HOME	0- 0	0- 1	1- 3				
2- 3	0- 0	0- 0	AWAY	0- 0	0- 1	2- 2				
0- 0	0- 0	0- 0	NEUTRAL	0- 0	0- 0	0- 0				

RPI	S	Opponent	Score	RPI	S	Opponent	Score	RPI	S	Opponent	Score	RPI	S	Opponent	Score	Team's RPI: 201
12	A	Michigan St.	60 79					89	A	Northwestern	36 72	124	A	North Dakota	42 45	
24	A	UTEP	54 67									124	H	North Dakota	57 60	
												127	A	Boise St.	80 77	
												131	A	Texas Tech	64 79	
												168	A	Northern Colo.	47 48	
												168	H	Northern Colo.	59 61	
												190	A	Weber St.	58 57	
												190	H	Weber St.	46 61	
												196	N	Southeast Mo. St.	65 64	
												206	H	Sacramento St.	59 68	
												220	A	Utah Valley	56 47	
												221	H	Utah St.	81 67	
												251	H	Seattle	83 67	
												260	A	Northern Ariz.	62 63	
												321	H	Portland St.	71 70	
												328	A	Southern Utah	71 67	
LAST 12 Division I GAMES:																
24	A	UTEP	54 67	321	H	Portland St.	71 70									
168	H	Northern Colo.	59 61	206	H	Sacramento St.	59 68									
124	H	North Dakota	57 60	124	A	North Dakota	42 45									
260	A	Northern Ariz.	62 63	168	A	Northern Colo.	47 48									
328	A	Southern Utah	71 67	190	H	Weber St.	46 61									
190	A	Weber St.	58 57	220	A	Utah Valley	56 47									

Non-Div I Games: Colo. Christian 82 56 Montana Tech 82 55

Idaho St.

Loss, Non-Conf, S Site, H Home A Away N Neutral

Average RPI Win:	279	WON-LOST	WINNING	LAST 10	STRENGTH OF	OPP. STRENGTH	TEAM	ADJ.	CONF.	ADJ CONF.
Average RPI Loss:	121	RECORD	PCT. RANK	GAMES	SCHEDULE	OF SCHEDULE	RPI	RPI	RPI	RPI
DIV. I ONLY	11- 11	167	2- 8	268	219	218	218	14	14	
DIV. I NON-CONF.	9- 2	37	1- 0	336	302	167	167	15	15	
TOTALS	RPI 1-25	RPI 26-50	W-L RECORDS	RPI 51-100	RPI 101-150	RPI 150+				
11- 11	0- 1	0- 1	OVERALL	1- 0	0- 6	10- 3				
5- 6	0- 0	0- 0	HOME	1- 0	0- 4	4- 2				
6- 5	0- 1	0- 1	AWAY	0- 0	0- 2	6- 1				
0- 0	0- 0	0- 0	NEUTRAL	0- 0	0- 0	0- 0				
9- 2	0- 0	0- 1	NON-CONFERENCE	1- 0	0- 1	8- 0				
4- 1	0- 0	0- 0	HOME	1- 0	0- 1	3- 0				
5- 1	0- 0	0- 1	AWAY	0- 0	0- 0	5- 0				
0- 0	0- 0	0- 0	NEUTRAL	0- 0	0- 0	0- 0				
2- 9	0- 1	0- 0	CONFERENCE	0- 0	0- 5	2- 3				
1- 5	0- 0	0- 0	HOME	0- 0	0- 3	1- 2				
1- 4	0- 1	0- 0	AWAY	0- 0	0- 2	1- 1				
0- 0	0- 0	0- 0	NEUTRAL	0- 0	0- 0	0- 0				

RPI 1-25				RPI 26-50				RPI 51-100				RPI 101+ Team's RPI: 218			
RPI	S	Opponent	Score	RPI	S	Opponent	Score	RPI	S	Opponent	Score	RPI	S	Opponent	Score
20	A	Green Bay	22 64	49	A	Purdue	51 62	72	H	Central Mich.	66 63	101	A	Wright St.	62 73
												101	H	Wright St.	72 80
												108	H	Toledo	51 60
												122	H	Youngstown St.	64 69
												147	A	Northern Ky.	53 55
												147	H	Northern Ky.	61 72
												161	H	Detroit	80 89
												174	A	Milwaukee	53 54
												203	H	Oakland	76 78
												209	A	Valparaiso	54 50
												228	A	Western Ill.	78 70
												302	H	Cleveland St.	80 62
												307	A	Denver	56 46
												313	A	Bradley	66 56
												314	A	Illinois St.	74 65
												324	H	Howard	75 48
												326	H	Nevada	70 55
												337	H	Eastern Ill.	66 54
												339	A	Chicago St.	51 47
LAST 12 Division I GAMES:															
101	H	Wright St.	72 80	174	A	Milwaukee	53 54								
147	H	Northern Ky.	61 72	161	H	Detroit	80 89								
209	A	Valparaiso	54 50	203	H	Oakland	76 78								
302	H	Cleveland St.	80 62	147	A	Northern Ky.	53 55								
122	H	Youngstown St.	64 69	101	A	Wright St.	62 73								
20	A	Green Bay	22 64	337	H	Eastern Ill.	66 54								

Non-Div I Games:

Ill.-Chicago

■ Loss,
 ■ Non-Conf, S Site,
 ■ Home
 ■ Away
 N Neutral

Average RPI Win:	160	WON-LOST	WINNING	LAST 10	STRENGTH OF	OPP. STRENGTH	TEAM	ADJ.	CONF.	ADJ CONF.
Average RPI Loss:	64	RECORD	PCT. RANK	GAMES	SCHEDULE	OF SCHEDULE	RPI	RPI	RPI	RPI
DIV. I ONLY	8- 16	257	1- 9	10	69	160	160	4	4	
DIV. I NON-CONF.	7- 4	110	0- 0	10	259	76	76	4	4	
TOTALS	RPI 1-25	RPI 26-50	W-L RECORDS	RPI 51-100	RPI 101-150	RPI 150+				
8- 16	0- 2	1- 6	OVERALL	2- 6	2- 1	3- 1				
8- 8	0- 2	1- 2	HOME	2- 3	2- 0	3- 1				
0- 8	0- 0	0- 4	AWAY	0- 3	0- 1	0- 0				
0- 0	0- 0	0- 0	NEUTRAL	0- 0	0- 0	0- 0				
7- 4	0- 0	1- 2	NON-CONFERENCE	2- 1	1- 1	3- 0				
7- 2	0- 0	1- 1	HOME	2- 1	1- 0	3- 0				
0- 2	0- 0	0- 1	AWAY	0- 0	0- 1	0- 0				
0- 0	0- 0	0- 0	NEUTRAL	0- 0	0- 0	0- 0				
1- 12	0- 2	0- 4	CONFERENCE	0- 5	1- 0	0- 1				
1- 6	0- 2	0- 1	HOME	0- 2	1- 0	0- 1				
0- 6	0- 0	0- 3	AWAY	0- 3	0- 0	0- 0				
0- 0	0- 0	0- 0	NEUTRAL	0- 0	0- 0	0- 0				

RPI 1-25				RPI 26-50				RPI 51-100				RPI 101+ Team's RPI: 160			
RPI	S	Opponent	Score	RPI	S	Opponent	Score	RPI	S	Opponent	Score	RPI	S	Opponent	Score
5	H	Ohio St.	70 80	32	H	Ohio	62 53	72	H	Central Mich.	74 69	115	A	Memphis	75 81
11	H	Maryland	63 79	36	H	George Washington	57 70	73	A	Nebraska	57 73	138	H	Wisconsin	71 65
				38	A	Miami (FL)	64 73	76	A	Michigan	83 96	142	H	Southern Ill.	78 64
				39	A	Rutgers	54 67	81	H	South Dakota	76 85	155	H	Penn St.	56 65
				41	A	Indiana	66 68	85	H	UT Martin	94 74	205	H	Lehigh	76 67
				41	H	Indiana	68 80	86	A	Minnesota	77 82	263	H	Tennessee St.	98 43
				49	A	Purdue	65 69	86	H	Minnesota	75 106	339	H	Chicago St.	67 36
								89	H	Northwestern	59 69				
LAST 12 Division I GAMES:															
41	H	Indiana	68 80	41	A	Indiana	66 68								
76	A	Michigan	83 96	138	H	Wisconsin	71 65								
89	H	Northwestern	59 69	39	A	Rutgers	54 67								
5	H	Ohio St.	70 80	73	A	Nebraska	57 73								
86	A	Minnesota	77 82	86	H	Minnesota	75 106								
155	H	Penn St.	56 65	49	A	Purdue	65 69								

Non-Div I Games:

Illinois

■ Loss,
■ Non-Conf,
■ S Site,
■ H Home
■ A Away
N Neutral

Average RPI Win:	297	WON-LOST	WINNING	LAST 10	STRENGTH OF	OPP. STRENGTH	TEAM	ADJ.	CONF.	ADJ CONF.
Average RPI Loss:	172	RECORD	PCT. RANK	GAMES	SCHEDULE	OF SCHEDULE	RPI	RPI	RPI	RPI
DIV. I ONLY	6- 15	282	4- 6	297	217	314	314	21	21	
DIV. I NON-CONF.	2- 9	296	1- 1	296	252	342	342	17	17	
TOTALS	RPI 1-25	RPI 26-50	W-L RECORDS	RPI 51-100	RPI 101-150	RPI 150+				
6- 15	0- 1	0- 0	OVERALL	0- 2	0- 3	6- 9				
5- 5	0- 0	0- 0	HOME	0- 1	0- 0	5- 4				
1- 8	0- 1	0- 0	AWAY	0- 1	0- 3	1- 3				
0- 2	0- 0	0- 0	NEUTRAL	0- 0	0- 0	0- 2				
2- 9	0- 1	0- 0	NON-CONFERENCE	0- 0	0- 1	2- 7				
2- 3	0- 0	0- 0	HOME	0- 0	0- 0	2- 3				
0- 4	0- 1	0- 0	AWAY	0- 0	0- 1	0- 2				
0- 2	0- 0	0- 0	NEUTRAL	0- 0	0- 0	0- 2				
4- 6	0- 0	0- 0	CONFERENCE	0- 2	0- 2	4- 2				
3- 2	0- 0	0- 0	HOME	0- 1	0- 0	3- 1				
1- 4	0- 0	0- 0	AWAY	0- 1	0- 2	1- 1				
0- 0	0- 0	0- 0	NEUTRAL	0- 0	0- 0	0- 0				

RPI 1-25				RPI 26-50				RPI 51-100				RPI 101+ Team's RPI: 314			
RPI	S	Opponent	Score	RPI	S	Opponent	Score	RPI	S	Opponent	Score	RPI	S	Opponent	Score
19	A	DePaul	41 89					91	H	Missouri St.	51 73	106	A	Yale	47 60
								99	A	Drake	41 76	129	A	UNI	51 65
												142	A	Southern Ill.	71 76
												153	H	Loyola Chicago	41 57
												173	H	SIUE	57 65
												218	H	Ill.-Chicago	65 74
												228	H	Western Ill.	64 79
												229	A	UTSA	51 77
												238	A	Bowling Green	52 70
												244	A	Indiana St.	56 63
												244	H	Indiana St.	73 62
												245	N	Northern Ill.	59 68
												259	N	Omaha	56 60
												276	H	Murray St.	81 76
												293	H	Wichita St.	70 49
												313	H	Bradley	54 49
												318	A	Evansville	64 57
												339	H	Chicago St.	57 53
LAST 12 Division I GAMES:															
244	H	Indiana St.	73 62	129	A	UNI	51 65								
142	A	Southern Ill.	71 76	244	A	Indiana St.	56 63								
318	A	Evansville	64 57	293	H	Wichita St.	70 49								
153	H	Loyola Chicago	41 57	91	H	Missouri St.	51 73								
313	H	Bradley	54 49	228	H	Western Ill.	64 79								
99	A	Drake	41 76	339	H	Chicago St.	57 53								

Non-Div I Games:

Illinois St.

Incarnate Word

Through Games Of Feb. 10, 2016

Average RPI Win: 261	WON-LOST	WINNING	LAST 10	STRENGTH OF	OPP. STRENGTH	TEAM	ADJ.	CONF.	ADJ CONF.
Average RPI Loss: 197	RECORD	PCT. RANK	GAMES	SCHEDULE	OF SCHEDULE	RPI	RPI	RPI	RPI
DIV. I ONLY	3- 14	318	3- 7	296	260	322	322	27	27
DIV. I NON-CONF.	0- 7	338	0- 2	162	178	327	327	26	26
TOTALS	RPI 1-25	RPI 26-50	W-L RECORDS	RPI 51-100	RPI 101-150	RPI 150+			
3- 14	0- 0	0- 1	OVERALL	0- 2	0- 2	3- 9			
0- 8	0- 0	0- 0	HOME	0- 1	0- 1	0- 6			
3- 6	0- 0	0- 1	AWAY	0- 1	0- 1	3- 3			
0- 0	0- 0	0- 0	NEUTRAL	0- 0	0- 0	0- 0			
0- 7	0- 0	0- 1	NON-CONFERENCE	0- 1	0- 1	0- 4			
0- 3	0- 0	0- 0	HOME	0- 0	0- 0	0- 3			
0- 4	0- 0	0- 1	AWAY	0- 1	0- 1	0- 1			
0- 0	0- 0	0- 0	NEUTRAL	0- 0	0- 0	0- 0			
3- 7	0- 0	0- 0	CONFERENCE	0- 1	0- 1	3- 5			
0- 5	0- 0	0- 0	HOME	0- 1	0- 1	0- 3			
3- 2	0- 0	0- 0	AWAY	0- 0	0- 0	3- 2			
0- 0	0- 0	0- 0	NEUTRAL	0- 0	0- 0	0- 0			

RPI S	Opponent	Score	RPI S	Opponent	Score	RPI S	Opponent	Score	RPI S	Opponent	Score	Team's RPI: 322
49	A Purdue	27 95	54	A Colorado St.	37 60	131	A Texas Tech	55 70	132	H Northwestern St.	48 53	
			64	H Abilene Christian	71 86	170	A McNeese St.	68 55	188	A UTRGV	47 60	
						188	H UTRGV	50 68	199	H North Texas	55 62	
						243	H Sam Houston St.	60 65	254	H Houston	51 67	
						279	A Lamar	49 59	305	A Southeastern La.	70 66	
						308	A Nicholls St.	63 61	308	H Nicholls St.	64 66	
						330	H A&M-Corpus Christi	56 57	336	A New Orleans	49 55	
LAST 12 Division I GAMES:												
279	A Lamar	49 59	305	A Southeastern La.	70 66							
308	A Nicholls St.	63 61	132	H Northwestern St.	48 53							
308	H Nicholls St.	64 66	336	A New Orleans	49 55							
330	H A&M-Corpus Christi	56 57	243	H Sam Houston St.	60 65							
64	H Abilene Christian	71 86	199	H North Texas	55 62							
170	A McNeese St.	68 55	188	A UTRGV	47 60							

Non-Div I Games: LSU-Alexandria 96 59 Howard Payne 78 65 Sul Ross St. 54 35 Trinity (TX) 55 61 Incarnate Word

Loss, Non-Conf, S Site, H Home A Away N Neutral

Indiana

Through Games Of Feb. 10, 2016

Average RPI Win:	133	WON-LOST	WINNING	LAST 10	STRENGTH OF	OPP. STRENGTH	TEAM	ADJ.	CONF.	ADJ CONF.
Average RPI Loss:	46	RECORD	PCT. RANK	GAMES	SCHEDULE	OF SCHEDULE	RPI	RPI	RPI	RPI
DIV. I ONLY	16- 9	100	7- 3	40	18	41	41	4	4	
DIV. I NON-CONF.	8- 4	100	0- 0	74	61	71	71	4	4	
TOTALS	RPI 1-25	RPI 26-50	W-L RECORDS	RPI 51-100	RPI 101-150	RPI 150+				
16- 9	1- 3	1- 4	OVERALL	6- 1	2- 1	6- 0				
11- 0	1- 0	1- 0	HOME	5- 0	2- 0	2- 0				
4- 6	0- 3	0- 1	AWAY	1- 1	0- 1	3- 0				
1- 3	0- 0	0- 3	NEUTRAL	0- 0	0- 0	1- 0				
8- 4	0- 1	0- 3	NON-CONFERENCE	2- 0	2- 0	4- 0				
5- 0	0- 0	0- 0	HOME	2- 0	2- 0	1- 0				
2- 1	0- 1	0- 0	AWAY	0- 0	0- 0	2- 0				
1- 3	0- 0	0- 3	NEUTRAL	0- 0	0- 0	1- 0				
8- 5	1- 2	1- 1	CONFERENCE	4- 1	0- 1	2- 0				
6- 0	1- 0	1- 0	HOME	3- 0	0- 0	1- 0				
2- 5	0- 2	0- 1	AWAY	1- 1	0- 1	1- 0				
0- 0	0- 0	0- 0	NEUTRAL	0- 0	0- 0	0- 0				

RPI	S	Opponent	Score	RPI	S	Opponent	Score	RPI	S	Opponent	Score	RPI	S	Opponent	Score
5	A	Ohio St.	70 97	32	N	Ohio	56 63	51	H	Iowa	79 74	106	H	Yale	76 60
11	A	Maryland	63 86	34	N	West Virginia	64 75	55	H	Chattanooga	54 43	121	H	Samford	65 56
12	H	Michigan St.	81 65	38	N	Miami (FL)	75 89	73	H	Nebraska	59 47	138	A	Wisconsin	69 73
19	A	DePaul	69 84	39	H	Rutgers	64 48	75	H	Georgia Tech	69 60	160	A	Illinois	80 68
				49	A	Purdue	53 63	76	H	Michigan	77 69	160	H	Illinois	68 66
								86	A	Minnesota	76 78	244	A	Indiana St.	53 50
								89	A	Northwestern	91 84	263	H	Tennessee St.	88 56
												280	N	Austin Peay	90 58
												331	A	IPFW	79 72
LAST 12 Division I GAMES:															
160	A	Illinois	80 68	160	H	Illinois	68 66								
73	H	Nebraska	59 47	86	A	Minnesota	76 78								
51	H	Iowa	79 74	12	H	Michigan St.	81 65								
11	A	Maryland	63 86	49	A	Purdue	53 63								
39	H	Rutgers	64 48	5	A	Ohio St.	70 97								
89	A	Northwestern	91 84	76	H	Michigan	77 69								

Non-Div I Games:

Indiana

■ Loss,
 ■ Non-Conf,
 ■ S Site,
 ■ H Home
 ■ A Away
 N Neutral

Average RPI Win:	268	WON-LOST	WINNING	LAST 10	STRENGTH OF	OPP. STRENGTH	TEAM	ADJ.	CONF.	ADJ CONF.
Average RPI Loss:	143	RECORD	PCT. RANK	GAMES	SCHEDULE	OF SCHEDULE	RPI	RPI	RPI	RPI
DIV. I ONLY	9- 12	209	5- 5	270	216	244	244	21	21	
DIV. I NON-CONF.	4- 7	222	1- 1	224	232	238	238	17	17	
TOTALS	RPI 1-25	RPI 26-50	W-L RECORDS	RPI 51-100	RPI 101-150	RPI 150+				
9- 12	0- 0	0- 1	OVERALL	0- 4	0- 4	9- 3				
6- 4	0- 0	0- 1	HOME	0- 2	0- 0	6- 1				
3- 7	0- 0	0- 0	AWAY	0- 2	0- 4	3- 1				
0- 1	0- 0	0- 0	NEUTRAL	0- 0	0- 0	0- 1				
4- 7	0- 0	0- 1	NON-CONFERENCE	0- 2	0- 2	4- 2				
2- 3	0- 0	0- 1	HOME	0- 1	0- 0	2- 1				
2- 3	0- 0	0- 0	AWAY	0- 1	0- 2	2- 0				
0- 1	0- 0	0- 0	NEUTRAL	0- 0	0- 0	0- 1				
5- 5	0- 0	0- 0	CONFERENCE	0- 2	0- 2	5- 1				
4- 1	0- 0	0- 0	HOME	0- 1	0- 0	4- 0				
1- 4	0- 0	0- 0	AWAY	0- 1	0- 2	1- 1				
0- 0	0- 0	0- 0	NEUTRAL	0- 0	0- 0	0- 0				

RPI S	Opponent	Score	RPI S	Opponent	Score	RPI S	Opponent	Score	RPI S	Opponent	Score	Team's RPI: 244
41	H Indiana	50 53	72	A Central Mich.	65 85	114	A IUPUI	43 68				
			79	H Saint Louis	52 62	129	A UNI	42 53				
			91	H Missouri St.	51 59	142	A Southern Ill.	64 76				
			99	A Drake	55 80	147	A Northern Ky.	67 73				
						153	H Loyola Chicago	62 48				
						184	A Tulsa	67 63				
						192	H Butler	70 63				
						233	N Stephen F. Austin	62 71				
						259	H Omaha	50 51				
						293	H Wichita St.	59 33				
						310	A UMKC	77 47				
						313	H Bradley	59 37				
						314	A Illinois St.	62 73				
						314	H Illinois St.	63 56				
						318	A Evansville	59 44				
						337	H Eastern Ill.	60 42				
LAST 12 Division I GAMES:												
314	A Illinois St.	62 73	99	A Drake	55 80							
318	A Evansville	59 44	314	H Illinois St.	63 56							
142	A Southern Ill.	64 76	91	H Missouri St.	51 59							
313	H Bradley	59 37	293	H Wichita St.	59 33							
153	H Loyola Chicago	62 48	192	H Butler	70 63							
129	A UNI	42 53	41	H Indiana	50 53							

Non-Div I Games:

Indiana St.

Average RPI Win:	241	WON-LOST	WINNING	LAST 10	STRENGTH OF	OPP. STRENGTH	TEAM	ADJ.	CONF.	ADJ CONF.
Average RPI Loss:	103	RECORD	PCT. RANK	GAMES	SCHEDULE	OF SCHEDULE	RPI	RPI	RPI	RPI
DIV. I ONLY	17- 9	93	8- 2	223	164	112	112	23	23	
DIV. I NON-CONF.	4- 7	222	0- 0	73	27	151	151	24	24	
TOTALS	RPI 1-25	RPI 26-50	W-L RECORDS	RPI 51-100	RPI 101-150	RPI 150+				
17- 9	0- 0	0- 3	OVERALL	1- 1	1- 3	15- 2				
8- 1	0- 0	0- 0	HOME	0- 1	1- 0	7- 0				
8- 6	0- 0	0- 2	AWAY	1- 0	0- 2	7- 2				
1- 2	0- 0	0- 1	NEUTRAL	0- 0	0- 1	1- 0				
4- 7	0- 0	0- 3	NON-CONFERENCE	1- 1	1- 3	2- 0				
2- 1	0- 0	0- 0	HOME	0- 1	1- 0	1- 0				
1- 4	0- 0	0- 2	AWAY	1- 0	0- 2	0- 0				
1- 2	0- 0	0- 1	NEUTRAL	0- 0	0- 1	1- 0				
13- 2	0- 0	0- 0	CONFERENCE	0- 0	0- 0	13- 2				
6- 0	0- 0	0- 0	HOME	0- 0	0- 0	6- 0				
7- 2	0- 0	0- 0	AWAY	0- 0	0- 0	7- 2				
0- 0	0- 0	0- 0	NEUTRAL	0- 0	0- 0	0- 0				

RPI 1-25			RPI 26-50			RPI 51-100			RPI 101+ Team's RPI: 112		
RPI	S	Opponent	Score	RPI	S	RPI	S	Opponent	Score	RPI	S
				26	N	94	A	Southern California	56 76	106	N
				36	A	98	H	Saint Joseph's	81 75	107	A
								VCU	58 74	107	A
				39	A					113	A
										113	A
										149	H
										149	H
										186	A
										186	A
										186	H
										199	H
										199	H
										208	A
										208	A
										217	A
										217	A
										217	H
										217	H
										219	A
										219	A
										219	H
										219	H
										224	A
										224	A
										286	A
										286	A
										286	H
										286	H
										289	A
										289	A
										289	H
										289	H
										292	A
										292	A
										292	H
										292	H
										311	N
										311	N
										333	A
										333	A
LAST 12 Division I GAMES:											
224	A	Siena	64 51	289	H	219	A	Niagara	73 46	219	A
292	A	Rider	67 48	219	A			Manhattan	56 63		
286	H	Monmouth	68 56	186	A			Marist	61 62		
217	A	Canisius	79 76	217	H			Canisius	79 56		
289	A	Niagara	73 52	186	H			Marist	69 49		
286	A	Monmouth	64 49	333	A			Saint Peter's	65 51		

Non-Div I Games:

Iona

■ Loss,
 ■ Non-Conf,
 ■ S Site,
 ■ Home
 ■ A Away
 N Neutral

Through Games of Feb. 10, 1910										
Average RPI Win: 135		WON-LOST	WINNING	LAST 10	STRENGTH OF	OPP. STRENGTH	TEAM	ADJ.	CONF.	ADJ CONF.
Average RPI Loss: 54		RECORD	PCT. RANK	GAMES	SCHEDULE	OF SCHEDULE	RPI	RPI	RPI	RPI
DIV. I ONLY		15- 9	106	3- 7	35	48	51	51	4	4
DIV. I NON-CONF.		10- 2	33	0- 0	55	159	22	22	4	4
<hr/>										
TOTALS	RPI 1-25		RPI 26-50		W-L RECORDS		RPI 51-100		RPI 101-150	RPI 150+
15- 9	0- 3		1- 3		OVERALL		6- 2		4- 0	4- 1
8- 3	0- 2		1- 0		HOME		3- 0		1- 0	3- 1
5- 5	0- 1		0- 2		AWAY		3- 2		2- 0	0- 0
2- 1	0- 0		0- 1		NEUTRAL		0- 0		1- 0	1- 0
10- 2	0- 0		0- 1		NON-CONFERENCE		3- 1		3- 0	4- 0
6- 0	0- 0		0- 0		HOME		2- 0		1- 0	3- 0
2- 1	0- 0		0- 0		AWAY		1- 1		1- 0	0- 0
2- 1	0- 0		0- 1		NEUTRAL		0- 0		1- 0	1- 0
5- 7	0- 3		1- 2		CONFERENCE		3- 1		1- 0	0- 1
2- 3	0- 2		1- 0		HOME		1- 0		0- 0	0- 1
3- 4	0- 1		0- 2		AWAY		2- 1		1- 0	0- 0
0- 0	0- 0		0- 0		NEUTRAL		0- 0		0- 0	0- 0

RPI S	Opponent	Score	RPI S	Opponent	Score	RPI S	Opponent	Score	RPI S	Opponent	Score
11	H Maryland	56 76	36	N George Washington	77 81	73	A Nebraska	74 68	101	N Wright St.	83 77
12	A Michigan St.	73 80	39	H Rutgers	69 65	76	A Michigan	75 82	124	H North Dakota	83 61
12	H Michigan St.	69 74	41	A Indiana	74 79	76	H Michigan	85 69	129	A UNI	80 65
			49	A Purdue	73 90	85	H UT Martin	62 56	138	A Wisconsin	57 54
						89	A Northwestern	79 64	155	H Penn St.	69 82
						96	A Iowa St.	66 69	183	H Robert Morris	69 50
						97	A Virginia	85 73	228	H Western Ill.	96 81
						99	H Drake	89 76	254	N Houston	64 50
									313	H Bradley	60 53
LAST 12 Division I GAMES:											
12	H Michigan St.	69 74	12	A Michigan St.	73 80						
41	A Indiana	74 79	138	A Wisconsin	57 54						
89	A Northwestern	79 64	11	H Maryland	56 76						
76	H Michigan	85 69	76	A Michigan	75 82						
49	A Purdue	73 90	39	H Rutgers	69 65						
155	H Penn St.	69 82	73	A Nebraska	74 68						

Non-Div I Games:

Iowa

Average RPI Win:	173	WON-LOST	WINNING	LAST 10	STRENGTH OF	OPP. STRENGTH	TEAM	ADJ.	CONF.	ADJ CONF.
Average RPI Loss:	56	RECORD	PCT. RANK	GAMES	SCHEDULE	OF SCHEDULE	RPI	RPI	RPI	RPI
DIV. I ONLY	12- 11	160	2- 8	49	36	96	96	3	3	
DIV. I NON-CONF.	8- 3	77	0- 0	211	148	112	112	3	3	
TOTALS	RPI 1-25	RPI 26-50	W-L RECORDS	RPI 51-100	RPI 101-150	RPI 150+				
12- 11	1- 4	1- 3	OVERALL	1- 2	1- 2	8- 0				
8- 4	1- 2	0- 1	HOME	1- 1	0- 0	6- 0				
3- 5	0- 2	1- 1	AWAY	0- 1	1- 1	1- 0				
1- 2	0- 0	0- 1	NEUTRAL	0- 0	0- 1	1- 0				
8- 3	0- 0	0- 1	NON-CONFERENCE	1- 1	1- 1	6- 0				
6- 0	0- 0	0- 0	HOME	1- 0	0- 0	5- 0				
1- 1	0- 0	0- 0	AWAY	0- 1	1- 0	0- 0				
1- 2	0- 0	0- 1	NEUTRAL	0- 0	0- 1	1- 0				
4- 8	1- 4	1- 2	CONFERENCE	0- 1	0- 1	2- 0				
2- 4	1- 2	0- 1	HOME	0- 1	0- 0	1- 0				
2- 4	0- 2	1- 1	AWAY	0- 0	0- 1	1- 0				
0- 0	0- 0	0- 0	NEUTRAL	0- 0	0- 0	0- 0				

RPI	S	Opponent	Score	RPI	S	Opponent	Score	RPI	S	Opponent	Score	RPI	S	Opponent	Score
4	H	Baylor	61 77	34	A	West Virginia	47 57	51	H	Iowa	69 66	129	A	UNI	84 75
8	A	Texas	54 75	35	H	Oklahoma	71 77	95	H	TCU	62 72	131	A	Texas Tech	66 69
8	H	Texas	49 65	43	N	Duke	48 86	99	A	Drake	70 74	140	N	Idaho	65 97
17	A	Oklahoma St.	76 79	45	A	Kansas St.	84 79					167	H	Hampton	95 59
17	H	Oklahoma St.	49 42									178	H	Southern U.	86 46
												189	A	Kansas	63 53
												189	H	Kansas	65 49
												202	N	Texas St.	83 61
												260	H	Northern Ariz.	79 63
												319	H	Alcorn	91 41
												334	H	Ark.-Pine Bluff	70 41
LAST 12 Division I GAMES:															
34	A	West Virginia	47 57	17	A	Oklahoma St.	76 79								
8	H	Texas	49 65	131	A	Texas Tech	66 69								
189	A	Kansas	63 53	189	H	Kansas	65 49								
35	H	Oklahoma	71 77	8	A	Texas	54 75								
95	H	TCU	62 72	17	H	Oklahoma St.	49 42								
4	H	Baylor	61 77	45	A	Kansas St.	84 79								

Non-Div I Games:

Iowa St.

■ Loss,
 ■ Non-Conf,
 ■ S Site,
 ■ H Home
 ■ A Away
 N Neutral

Average RPI Win:	316	WON-LOST	WINNING	LAST 10	STRENGTH OF	OPP. STRENGTH	TEAM	ADJ.	CONF.	ADJ CONF.
Average RPI Loss:	213	RECORD	PCT. RANK	GAMES	SCHEDULE	OF SCHEDULE	RPI	RPI	RPI	RPI
DIV. I ONLY	8- 11	216	4- 6	348	330	327	327	32	32	
DIV. I NON-CONF.	3- 5	218	1- 0	339	215	309	309	31	31	
TOTALS	RPI 1-25	RPI 26-50	W-L RECORDS	RPI 51-100	RPI 101-150	RPI 150+				
8- 11	0- 1	0- 0	OVERALL	0- 1	0- 1	8- 8				
5- 5	0- 0	0- 0	HOME	0- 0	0- 0	5- 5				
3- 6	0- 1	0- 0	AWAY	0- 1	0- 1	3- 3				
0- 0	0- 0	0- 0	NEUTRAL	0- 0	0- 0	0- 0				
3- 5	0- 1	0- 0	NON-CONFERENCE	0- 1	0- 1	3- 2				
2- 1	0- 0	0- 0	HOME	0- 0	0- 0	2- 1				
1- 4	0- 1	0- 0	AWAY	0- 1	0- 1	1- 1				
0- 0	0- 0	0- 0	NEUTRAL	0- 0	0- 0	0- 0				
5- 6	0- 0	0- 0	CONFERENCE	0- 0	0- 0	5- 6				
3- 4	0- 0	0- 0	HOME	0- 0	0- 0	3- 4				
2- 2	0- 0	0- 0	AWAY	0- 0	0- 0	2- 2				
0- 0	0- 0	0- 0	NEUTRAL	0- 0	0- 0	0- 0				

RPI 1-25				RPI 26-50				RPI 51-100				RPI 101+ Team's RPI: 327			
RPI	S	Opponent	Score	RPI	S	Opponent	Score	RPI	S	Opponent	Score	RPI	S	Opponent	Score
23	A	Kentucky	24 92					82	A	Tulane	49 92	132	A	Northwestern St.	54 59
												178	A	Southern U.	57 84
												178	H	Southern U.	57 66
												230	H	Grambling	58 79
												235	H	Texas Southern	36 62
												271	H	Prairie View	52 62
												274	H	Jacksonville St.	71 65
												285	H	Alabama St.	70 69
												305	A	Southeastern La.	79 72
												319	A	Alcorn	73 66
												319	H	Alcorn	79 65
												334	A	Ark.-Pine Bluff	66 71
												335	H	Lipscomb	53 52
												336	A	New Orleans	68 85
												339	H	Chicago St.	59 76
												345	H	Alabama A&M	59 58
												347	A	Mississippi Val.	72 46
LAST 12 Division I GAMES:															
178	H	Southern U.	57 66	235	H	Texas Southern	36 62								
319	H	Alcorn	79 65	178	A	Southern U.	57 84								
334	A	Ark.-Pine Bluff	66 71	319	A	Alcorn	73 66								
347	A	Mississippi Val.	72 46	345	H	Alabama A&M	59 58								
230	H	Grambling	58 79	285	H	Alabama St.	70 69								
271	H	Prairie View	52 62	335	H	Lipscomb	53 52								

Non-Div I Games: Fisk 78 58 Blue Mountain 74 52 Mobile 100 57

Jackson St.

Loss, Non-Conf, S Site, H Home A Away N Neutral

Jacksonville

Through Games Of Feb. 10, 2016

Average RPI Win:	282	WON-LOST	WINNING	LAST 10	STRENGTH OF	OPP. STRENGTH	TEAM	ADJ.	CONF.	ADJ CONF.
Average RPI Loss:	113	RECORD	PCT. RANK	GAMES	SCHEDULE	OF SCHEDULE	RPI	RPI	RPI	RPI
DIV. I ONLY	12- 10	148	7- 3	226	250	169	169	29	29	
DIV. I NON-CONF.	6- 7	176	2- 1	254	216	198	198	27	27	
TOTALS	RPI 1-25	RPI 26-50	W-L RECORDS	RPI 51-100	RPI 101-150	RPI 150+				
12- 10	0- 1	0- 2	OVERALL	0- 2	0- 2	12- 3				
7- 1	0- 0	0- 0	HOME	0- 1	0- 0	7- 0				
4- 8	0- 0	0- 2	AWAY	0- 0	0- 1	4- 0				
1- 1	0- 0	0- 0	NEUTRAL	0- 0	0- 0	1- 1				
6- 7	0- 1	0- 2	NON-CONFERENCE	0- 0	0- 2	6- 2				
4- 0	0- 0	0- 0	HOME	0- 0	0- 0	4- 0				
1- 6	0- 1	0- 2	AWAY	0- 0	0- 2	1- 1				
1- 1	0- 0	0- 0	NEUTRAL	0- 0	0- 0	1- 1				
6- 3	0- 0	0- 0	CONFERENCE	0- 2	0- 0	6- 1				
3- 1	0- 0	0- 0	HOME	0- 1	0- 0	3- 0				
3- 2	0- 0	0- 0	AWAY	0- 1	0- 0	3- 1				
0- 0	0- 0	0- 0	NEUTRAL	0- 0	0- 0	0- 0				

RPI 1-25				RPI 26-50				RPI 51-100				RPI 101+ Team's RPI: 169			
RPI	S	Opponent	Score	RPI	S	Opponent	Score	RPI	S	Opponent	Score	RPI	S	Opponent	Score
14	A	Florida St.	60 77	28	A	Syracuse	49 65	65	A	FGCU	39 58	123	A	Wake Forest	51 57
				42	A	South Fla.	52 74	65	H	FGCU	55 59	145	A	Texas-Arlington	54 56
												175	A	Stetson	61 66
												175	H	Stetson	69 49
												227	A	USC Upstate	49 43
												238	N	Bowling Green	69 72
												239	A	UNCW	49 51
												247	A	Bethune-Cookman	63 53
												270	N	Dartmouth	51 44
												276	H	Murray St.	79 54
												290	H	Kennesaw St.	78 63
												294	H	Savannah St.	65 52
												301	A	North Florida	73 39
												306	H	FIU	80 44
												315	H	South Carolina St.	79 47
												335	H	Lipscomb	81 51
												343	A	NJIT	65 36
LAST 12 Division I GAMES:															
				65	H	FGCU	55 59	290	H	Kennesaw St.	78 63				
				175	A	Stetson	61 66	335	H	Lipscomb	81 51				
				65	A	FGCU	39 58	301	A	North Florida	73 39				
				175	H	Stetson	69 49	294	H	Savannah St.	65 52				
				343	A	NJIT	65 36	315	H	South Carolina St.	79 47				
				227	A	USC Upstate	49 43	14	A	Florida St.	60 77				

Non-Div I Games: Edward Waters 90 51 Thomas (GA) 88 50

Jacksonville

Loss, Non-Conf, S Site, H Home A Away N Neutral

Average RPI Win:	285	WON-LOST	WINNING	LAST 10	STRENGTH OF	OPP. STRENGTH	TEAM	ADJ.	CONF.	ADJ CONF.
Average RPI Loss:	183	RECORD	PCT. RANK	GAMES	SCHEDULE	OF SCHEDULE	RPI	RPI	RPI	RPI
DIV. I ONLY	9- 14	233	4- 6	299	301	274	274	24	24	
DIV. I NON-CONF.	4- 7	222	0- 0	290	333	277	277	23	23	
TOTALS	RPI 1-25	RPI 26-50	W-L RECORDS	RPI 51-100	RPI 101-150	RPI 150+				
9- 14	0- 0	0- 1	OVERALL	0- 1	0- 5	9- 7				
6- 4	0- 0	0- 0	HOME	0- 1	0- 2	6- 1				
3- 10	0- 0	0- 1	AWAY	0- 0	0- 3	3- 6				
0- 0	0- 0	0- 0	NEUTRAL	0- 0	0- 0	0- 0				
4- 7	0- 0	0- 1	NON-CONFERENCE	0- 0	0- 3	4- 3				
3- 1	0- 0	0- 0	HOME	0- 0	0- 1	3- 0				
1- 6	0- 0	0- 1	AWAY	0- 0	0- 2	1- 3				
0- 0	0- 0	0- 0	NEUTRAL	0- 0	0- 0	0- 0				
5- 7	0- 0	0- 0	CONFERENCE	0- 1	0- 2	5- 4				
3- 3	0- 0	0- 0	HOME	0- 1	0- 1	3- 1				
2- 4	0- 0	0- 0	AWAY	0- 0	0- 1	2- 3				
0- 0	0- 0	0- 0	NEUTRAL	0- 0	0- 0	0- 0				

RPI 1-25			RPI 26-50			RPI 51-100			RPI 101+ Team's RPI: 274		
RPI	S	Opponent	Score	RPI	S	Opponent	Score	RPI	S	Opponent	Score
				49	A	Purdue	48 67	85	H	UT Martin	53 63
								110	A	Belmont	42 56
								110	H	Belmont	32 44
								115	A	Memphis	55 70
								121	H	Samford	39 50
								126	A	Mercer	39 46
								173	H	SIUE	57 62
								196	A	Southeast Mo. St.	47 61
								207	A	Eastern Ky.	56 54
								263	H	Tennessee St.	69 55
								269	A	Ga. Southern	56 60
								272	H	Tennessee Tech	55 46
								276	A	Murray St.	74 71
								280	A	Austin Peay	59 61
								290	H	Kennesaw St.	61 52
								294	H	Savannah St.	50 35
								295	A	Morehead St.	63 67
								303	A	Wofford	54 66
								308	A	Nicholls St.	63 49
								319	H	Alcorn	67 65
								327	A	Jackson St.	65 71
								337	H	Eastern Ill.	60 52
LAST 12 Division I GAMES:											
110	A	Belmont	42 56	85	H	UT Martin	53 63				
272	H	Tennessee Tech	55 46	196	A	Southeast Mo. St.	47 61				
263	H	Tennessee St.	69 55	276	A	Murray St.	74 71				
207	A	Eastern Ky.	56 54	280	A	Austin Peay	59 61				
295	A	Morehead St.	63 67	337	H	Eastern Ill.	60 52				
110	H	Belmont	32 44	173	H	SIUE	57 62				

Non-Div I Games: Tuskegee 74 47

Jacksonville St.

Loss, Non-Conf, S Site, H Home A Away N Neutral

Average RPI Win:	185	WON-LOST	WINNING	LAST 10	STRENGTH OF	OPP. STRENGTH	TEAM	ADJ.	CONF.	ADJ CONF.
Average RPI Loss:	55	RECORD	PCT. RANK	GAMES	SCHEDULE	OF SCHEDULE	RPI	RPI	RPI	RPI
DIV. I ONLY	16- 5	42	9- 1	112	91	53	53	13	13	
DIV. I NON-CONF.	7- 4	110	1- 1	84	43	75	75	12	12	
TOTALS	RPI 1-25	RPI 26-50	W-L RECORDS	RPI 51-100	RPI 101-150	RPI 150+				
16- 5	0- 2	0- 2	OVERALL	3- 0	1- 0	12- 1				
10- 0	0- 0	0- 0	HOME	1- 0	1- 0	8- 0				
6- 3	0- 1	0- 1	AWAY	2- 0	0- 0	4- 1				
0- 2	0- 1	0- 1	NEUTRAL	0- 0	0- 0	0- 0				
7- 4	0- 2	0- 2	NON-CONFERENCE	0- 0	1- 0	6- 0				
5- 0	0- 0	0- 0	HOME	0- 0	1- 0	4- 0				
2- 2	0- 1	0- 1	AWAY	0- 0	0- 0	2- 0				
0- 2	0- 1	0- 1	NEUTRAL	0- 0	0- 0	0- 0				
9- 1	0- 0	0- 0	CONFERENCE	3- 0	0- 0	6- 1				
5- 0	0- 0	0- 0	HOME	1- 0	0- 0	4- 0				
4- 1	0- 0	0- 0	AWAY	2- 0	0- 0	2- 1				
0- 0	0- 0	0- 0	NEUTRAL	0- 0	0- 0	0- 0				

RPI 1-25				RPI 26-50				RPI 51-100				Team's RPI: 53	RPI 101+			
RPI	S	Opponent	Score	RPI	S	Opponent	Score	RPI	S	Opponent	Score		RPI	S	Opponent	Score
4	N	Baylor	63 77	30	A	St. Bonaventure	45 56	69	A	Elon	81 76		102	H	Liberty	72 56
10	A	UCLA	61 90	34	N	West Virginia	62 69	78	A	Hofstra	71 54		156	H	Davidson	87 45
								83	H	Drexel	67 56		167	A	Hampton	68 56
													176	H	Col. of Charleston	83 61
													194	H	Delaware	75 55
													195	A	Northeastern	61 52
													195	H	Northeastern	85 62
													197	A	William & Mary	59 65
													216	H	Morgan St.	92 31
													223	A	Richmond	73 47
													239	H	UNCW	60 40
													265	H	American	74 45
													291	A	Towson	64 57
													309	H	Longwood	88 30
LAST 12 Division I GAMES:																
195	A	Northeastern	61 52	83	H	Drexel	67 56									
78	A	Hofstra	71 54	69	A	Elon	81 76									
239	H	UNCW	60 40	176	H	Col. of Charleston	83 61									
194	H	Delaware	75 55	197	A	William & Mary	59 65									
291	A	Towson	64 57	156	H	Davidson	87 45									
195	H	Northeastern	85 62	4	N	Baylor	63 77									

Non-Div I Games:

James Madison

■ Loss,
 ■ Non-Conf,
 ■ S Site,
 ■ H Home
 ■ A Away
 N Neutral

Kansas

Through Games Of Feb. 10, 2016

Average RPI Win:	193	WON-LOST	WINNING	LAST 10	STRENGTH OF	OPP. STRENGTH	TEAM	ADJ.	CONF.	ADJ CONF.
Average RPI Loss:	74	RECORD	PCT. RANK	GAMES	SCHEDULE	OF SCHEDULE	RPI	RPI	RPI	RPI
DIV. I ONLY	5- 18	303	0- 10	11	56	189	189	3	3	
DIV. I NON-CONF.	5- 6	180	0- 0	166	208	223	223	3	3	
TOTALS	RPI 1-25	RPI 26-50	W-L RECORDS	RPI 51-100	RPI 101-150	RPI 150+				
5- 18	0- 5	0- 5	OVERALL	0- 3	2- 2	3- 3				
4- 10	0- 3	0- 3	HOME	0- 2	2- 0	2- 2				
0- 8	0- 2	0- 2	AWAY	0- 1	0- 2	0- 1				
1- 0	0- 0	0- 0	NEUTRAL	0- 0	0- 0	1- 0				
5- 6	0- 0	0- 1	NON-CONFERENCE	0- 1	2- 1	3- 3				
4- 4	0- 0	0- 1	HOME	0- 1	2- 0	2- 2				
0- 2	0- 0	0- 0	AWAY	0- 0	0- 1	0- 1				
1- 0	0- 0	0- 0	NEUTRAL	0- 0	0- 0	1- 0				
0- 12	0- 5	0- 4	CONFERENCE	0- 2	0- 1	0- 0				
0- 6	0- 3	0- 2	HOME	0- 1	0- 0	0- 0				
0- 6	0- 2	0- 2	AWAY	0- 1	0- 1	0- 0				
0- 0	0- 0	0- 0	NEUTRAL	0- 0	0- 0	0- 0				

RPI 1-25				RPI 26-50				RPI 51-100				RPI 101+				Team's RPI: 189				
RPI	S	Opponent	Score	RPI	S	Opponent	Score	RPI	S	Opponent	Score	RPI	S	Opponent	Score					
4	A	Baylor	49 81	31	H	St. John's (NY)	71 86	68	H	Washington St.	53 66	104	A	Arizona	52 67					
4	H	Baylor	40 58	34	A	West Virginia	35 72	96	A	Iowa St.	49 65	115	H	Memphis	72 63					
8	A	Texas	46 70	34	H	West Virginia	45 65	96	H	Iowa St.	53 63	119	H	Creighton	67 54					
8	H	Texas	38 75	35	A	Oklahoma	44 67					131	A	Texas Tech	44 54					
17	H	Oklahoma St.	46 74	45	H	Kansas St.	46 59					154	A	SMU	64 73					
																157	H	Oral Roberts	63 70	
																235	H	Texas Southern	72 65	
																245	N	Northern Ill.	66 58	
																253	H	Navy	61 54	
																310	H	UMKC	44 47	

Average RPI Win:	152	WON-LOST	WINNING	LAST 10	STRENGTH OF	OPP. STRENGTH	TEAM	ADJ.	CONF.	ADJ CONF.
Average RPI Loss:	39	RECORD	PCT. RANK	GAMES	SCHEDULE	OF SCHEDULE	RPI	RPI	RPI	RPI
DIV. I ONLY	15- 8	94	5- 5	20	62	45	45	3	3	
DIV. I NON-CONF.	10- 1	19	0- 0	70	251	15	15	3	3	
TOTALS	RPI 1-25	RPI 26-50	W-L RECORDS	RPI 51-100	RPI 101-150	RPI 150+				
15- 8	1- 3	1- 3	OVERALL	3- 2	2- 0	8- 0				
11- 3	1- 1	1- 1	HOME	3- 1	1- 0	5- 0				
4- 5	0- 2	0- 2	AWAY	0- 1	1- 0	3- 0				
0- 0	0- 0	0- 0	NEUTRAL	0- 0	0- 0	0- 0				
10- 1	0- 1	0- 0	NON-CONFERENCE	2- 0	1- 0	7- 0				
8- 0	0- 0	0- 0	HOME	2- 0	1- 0	5- 0				
2- 1	0- 1	0- 0	AWAY	0- 0	0- 0	2- 0				
0- 0	0- 0	0- 0	NEUTRAL	0- 0	0- 0	0- 0				
5- 7	1- 2	1- 3	CONFERENCE	1- 2	1- 0	1- 0				
3- 3	1- 1	1- 1	HOME	1- 1	0- 0	0- 0				
2- 4	0- 1	0- 2	AWAY	0- 1	1- 0	1- 0				
0- 0	0- 0	0- 0	NEUTRAL	0- 0	0- 0	0- 0				

RPI 1-25				RPI 26-50				Team's RPI: 45	RPI 51-100				RPI 101+			
RPI	S	Opponent	Score	RPI	S	Opponent	Score		RPI	S	Opponent	Score	RPI	S	Opponent	Score
2	A	UConn	57 97	34	A	West Virginia	44 64		64	H	Abilene Christian	76 45	131	A	Texas Tech	65 53
4	A	Baylor	52 87	34	H	West Virginia	53 72		81	H	South Dakota	84 81	145	H	Texas-Arlington	61 41
8	H	Texas	51 66	35	A	Oklahoma	58 68		95	A	TCU	73 87	163	H	Fla. Atlantic	102 53
17	H	Oklahoma St.	47 44	35	H	Oklahoma	87 71		95	H	TCU	58 49	178	H	Southern U.	59 47
									96	H	Iowa St.	79 84	184	A	Tulsa	75 67
													188	H	UTRGV	61 43
													189	A	Kansas	59 46
													228	H	Western Ill.	84 45
													243	H	Sam Houston St.	78 50
													339	A	Chicago St.	63 54
LAST 12 Division I GAMES:																
				35	H	Oklahoma	87 71		95	H	TCU	58 49				
				34	A	West Virginia	44 64		17	H	Oklahoma St.	47 44				
				4	A	Baylor	52 87		35	A	Oklahoma	58 68				
				8	H	Texas	51 66		34	H	West Virginia	53 72				
				131	A	Texas Tech	65 53		95	A	TCU	73 87				
				189	A	Kansas	59 46		96	H	Iowa St.	79 84				

Non-Div I Games:

Kansas St.

■ Loss,
■ Non-Conf, S Site,
■ Home
■ Away
N Neutral

Average RPI Win:	306	WON-LOST	WINNING	LAST 10	STRENGTH OF	OPP. STRENGTH	TEAM	ADJ.	CONF.	ADJ CONF.
Average RPI Loss:	189	RECORD	PCT. RANK	GAMES	SCHEDULE	OF SCHEDULE	RPI	RPI	RPI	RPI
DIV. I ONLY	8- 15	251	4- 6	282	326	290	290	29	29	
DIV. I NON-CONF.	4- 10	253	0- 2	245	331	301	301	27	27	
TOTALS	RPI 1-25	RPI 26-50	W-L RECORDS	RPI 51-100	RPI 101-150	RPI 150+				
8- 15	0- 1	0- 1	OVERALL	0- 1	0- 2	8- 10				
6- 5	0- 0	0- 0	HOME	0- 1	0- 1	6- 3				
2- 10	0- 1	0- 1	AWAY	0- 0	0- 1	2- 7				
0- 0	0- 0	0- 0	NEUTRAL	0- 0	0- 0	0- 0				
4- 10	0- 1	0- 1	NON-CONFERENCE	0- 0	0- 2	4- 6				
4- 2	0- 0	0- 0	HOME	0- 0	0- 1	4- 1				
0- 8	0- 1	0- 1	AWAY	0- 0	0- 1	0- 5				
0- 0	0- 0	0- 0	NEUTRAL	0- 0	0- 0	0- 0				
4- 5	0- 0	0- 0	CONFERENCE	0- 1	0- 0	4- 4				
2- 3	0- 0	0- 0	HOME	0- 1	0- 0	2- 2				
2- 2	0- 0	0- 0	AWAY	0- 0	0- 0	2- 2				
0- 0	0- 0	0- 0	NEUTRAL	0- 0	0- 0	0- 0				

RPI 1-25				RPI 26-50				RPI 51-100				RPI 101+ Team's RPI: 290			
RPI	S	Opponent	Score	RPI	S	Opponent	Score	RPI	S	Opponent	Score	RPI	S	Opponent	Score
22	A	Florida	57 84	27	A	Georgia	34 89	65	H	FGCU	47 78	126	H	Mercer	61 72
												133	A	Xavier	59 62
												169	A	Jacksonville	63 78
												175	H	Stetson	54 57
												213	H	Presbyterian	49 47
												226	A	Gardner-Webb	56 70
												227	A	USC Upstate	57 66
												227	H	USC Upstate	53 61
												262	H	Georgia St.	62 66
												274	A	Jacksonville St.	52 61
												280	H	Austin Peay	73 65
												295	A	Morehead St.	77 83
												299	A	Florida A&M	67 69
												300	H	Western Caro.	65 53
												301	A	North Florida	70 55
												303	A	Wofford	59 70
												335	H	Lipscomb	55 54
												336	H	New Orleans	60 53
												343	A	NJIT	82 77
												343	H	NJIT	64 48
LAST 12 Division I GAMES:															
227	H	USC Upstate	53 61	169	A	Jacksonville	63 78								
343	A	NJIT	82 77	301	A	North Florida	70 55								
227	A	USC Upstate	57 66	335	H	Lipscomb	55 54								
343	H	NJIT	64 48	303	A	Wofford	59 70								
65	H	FGCU	47 78	133	A	Xavier	59 62								
175	H	Stetson	54 57	295	A	Morehead St.	77 83								

Non-Div I Games: Thomas (GA) 70 41

Kennesaw St.

■ Loss,
 ■ Non-Conf,
 ■ S Site,
 ■ H Home
 ■ A Away
 N Neutral

Average RPI Win:	288	WON-LOST	WINNING	LAST 10	STRENGTH OF	OPP. STRENGTH	TEAM	ADJ.	CONF.	ADJ CONF.
Average RPI Loss:	159	RECORD	PCT. RANK	GAMES	SCHEDULE	OF SCHEDULE	RPI	RPI	RPI	RPI
DIV. I ONLY	3- 17	329	1- 9	224	201	329	329	11	11	
DIV. I NON-CONF.	2- 7	280	0- 1	323	309	346	346	13	13	
TOTALS	RPI 1-25	RPI 26-50	W-L RECORDS	RPI 51-100	RPI 101-150	RPI 150+				
3- 17	0- 0	0- 1	OVERALL	0- 2	0- 8	3- 6				
3- 8	0- 0	0- 1	HOME	0- 1	0- 4	3- 2				
0- 9	0- 0	0- 0	AWAY	0- 1	0- 4	0- 4				
0- 0	0- 0	0- 0	NEUTRAL	0- 0	0- 0	0- 0				
2- 7	0- 0	0- 0	NON-CONFERENCE	0- 1	0- 2	2- 4				
2- 4	0- 0	0- 0	HOME	0- 1	0- 1	2- 2				
0- 3	0- 0	0- 0	AWAY	0- 0	0- 1	0- 2				
0- 0	0- 0	0- 0	NEUTRAL	0- 0	0- 0	0- 0				
1- 10	0- 0	0- 1	CONFERENCE	0- 1	0- 6	1- 2				
1- 4	0- 0	0- 1	HOME	0- 0	0- 3	1- 0				
0- 6	0- 0	0- 0	AWAY	0- 1	0- 3	0- 2				
0- 0	0- 0	0- 0	NEUTRAL	0- 0	0- 0	0- 0				

RPI 1-25			RPI 26-50			RPI 51-100			RPI 101+			Team's RPI: 329
RPI	S	Opponent	Score	RPI	S	Opponent	Score	RPI	S	Opponent	Score	
				32	H	Ohio	54 93	72	A	Central Mich.	61 81	101 H Wright St. 68 73
								86	H	Minnesota	73 85	108 A Toledo 67 73
												108 H Toledo 64 67
												111 A Eastern Mich. 51 72
												116 A Western Mich. 52 73
												116 H Western Mich. 53 65
												122 A Youngstown St. 61 91
												137 H Buffalo 66 77
												152 H Brown 57 62
												238 A Bowling Green 49 71
												245 H Northern Ill. 95 85
												257 A Miami (OH) 52 55
												298 H Colgate 76 71
												302 H Cleveland St. 49 60
												313 A Bradley 60 68
												320 H North Dakota St. 75 54
												331 A IPFW 68 86
LAST 12 Division I GAMES:												
108	H	Toledo	64 67	111	A	Eastern Mich.	51 72					
257	A	Miami (OH)	52 55	116	A	Western Mich.	52 73					
116	H	Western Mich.	53 65	137	H	Buffalo	66 77					
245	H	Northern Ill.	95 85	108	A	Toledo	67 73					
238	A	Bowling Green	49 71	72	A	Central Mich.	61 81					
32	H	Ohio	54 93	152	H	Brown	57 62					

Non-Div I Games: Malone 73 59

Kent St.

■ Loss,
 ■ Non-Conf,
 ■ S Site,
 ■ H Home
 ■ A Away
 N Neutral

Kentucky

Through Games Of Feb. 10, 2016

Average RPI Win:	130	WON-LOST	WINNING	LAST 10	STRENGTH OF	OPP. STRENGTH	TEAM	ADJ.	CONF.	ADJ CONF.
Average RPI Loss:	47	RECORD	PCT. RANK	GAMES	SCHEDULE	OF SCHEDULE	RPI	RPI	RPI	RPI
DIV. I ONLY	16- 6	60	5- 5	22	25	23	23	2	2	
DIV. I NON-CONF.	11- 0	1	1- 0	110	79	8	8	2	2	
TOTALS	RPI 1-25	RPI 26-50	W-L RECORDS	RPI 51-100	RPI 101-150	RPI 150+				
16- 6	3- 3	2- 0	OVERALL	2- 2	4- 1	5- 0				
12- 2	2- 1	1- 0	HOME	1- 1	3- 0	5- 0				
4- 4	1- 2	1- 0	AWAY	1- 1	1- 1	0- 0				
0- 0	0- 0	0- 0	NEUTRAL	0- 0	0- 0	0- 0				
11- 0	2- 0	1- 0	NON-CONFERENCE	1- 0	2- 0	5- 0				
8- 0	1- 0	1- 0	HOME	0- 0	1- 0	5- 0				
3- 0	1- 0	0- 0	AWAY	1- 0	1- 0	0- 0				
0- 0	0- 0	0- 0	NEUTRAL	0- 0	0- 0	0- 0				
5- 6	1- 3	1- 0	CONFERENCE	1- 2	2- 1	0- 0				
4- 2	1- 1	0- 0	HOME	1- 1	2- 0	0- 0				
1- 4	0- 2	1- 0	AWAY	0- 1	0- 1	0- 0				
0- 0	0- 0	0- 0	NEUTRAL	0- 0	0- 0	0- 0				

RPI	S	Opponent	Score	RPI	S	Opponent	Score	RPI	S	Opponent	Score	RPI	S	Opponent	Score
3	A	South Carolina	68 78	27	A	Georgia	64 53	56	A	Auburn	61 66	111	H	Eastern Mich.	89 67
3	H	South Carolina	62 73	43	H	Duke	71 61	56	H	Auburn	54 47	117	H	LSU	70 58
9	A	Arizona St.	68 64					57	H	Vanderbilt	69 71	139	A	Ole Miss	65 73
15	H	Tennessee	64 63					80	A	Middle Tenn.	68 52	147	A	Northern Ky.	84 65
16	H	Louisville	72 54									150	H	Alabama	73 48
22	A	Florida	79 85									179	H	Colorado	86 61
												240	H	Rice	72 39
												263	H	Tennessee St.	81 39
												295	H	Morehead St.	112 57
												327	H	Jackson St.	92 24
LAST 12 Division I GAMES:															
117	H	LSU	70 58	56	H	Auburn	54 47								
3	A	South Carolina	68 78	3	H	South Carolina	62 73								
22	A	Florida	79 85	27	A	Georgia	64 53								
57	H	Vanderbilt	69 71	150	H	Alabama	73 48								
15	H	Tennessee	64 63	56	A	Auburn	61 66								
139	A	Ole Miss	65 73	263	H	Tennessee St.	81 39								

Non-Div I Games:

Kentucky

■ Loss,
 ■ Non-Conf, S Site,
 ■ Home
 ■ Away
 N Neutral

Average RPI Win:	312	WON-LOST	WINNING	LAST 10	STRENGTH OF	OPP. STRENGTH	TEAM	ADJ.	CONF.	ADJ CONF.
Average RPI Loss:	232	RECORD	PCT. RANK	GAMES	SCHEDULE	OF SCHEDULE	RPI	RPI	RPI	RPI
DIV. I ONLY	7- 16	273	3- 7	330	349	325	325	31	31	
DIV. I NON-CONF.	2- 9	296	0- 0	298	326	329	329	32	32	
TOTALS	RPI 1-25	RPI 26-50	W-L RECORDS	RPI 51-100	RPI 101-150	RPI 150+				
7- 16	0- 1	0- 0	OVERALL	0- 0	0- 2	7- 13				
2- 9	0- 1	0- 0	HOME	0- 0	0- 0	2- 8				
5- 5	0- 0	0- 0	AWAY	0- 0	0- 2	5- 3				
0- 2	0- 0	0- 0	NEUTRAL	0- 0	0- 0	0- 2				
2- 9	0- 1	0- 0	NON-CONFERENCE	0- 0	0- 2	2- 6				
0- 5	0- 1	0- 0	HOME	0- 0	0- 0	0- 4				
2- 2	0- 0	0- 0	AWAY	0- 0	0- 2	2- 0				
0- 2	0- 0	0- 0	NEUTRAL	0- 0	0- 0	0- 2				
5- 7	0- 0	0- 0	CONFERENCE	0- 0	0- 0	5- 7				
2- 4	0- 0	0- 0	HOME	0- 0	0- 0	2- 4				
3- 3	0- 0	0- 0	AWAY	0- 0	0- 0	3- 3				
0- 0	0- 0	0- 0	NEUTRAL	0- 0	0- 0	0- 0				

RPI 1-25			RPI 26-50			RPI 51-100			RPI 101+ Team's RPI: 325		
RPI	S	Opponent	Score	RPI	S	Opponent	Score	RPI	S	Opponent	Score
14	H	Florida St.	42 78					113	A	Stony Brook	54 71
								137	A	Buffalo	38 55
								183	H	Robert Morris	49 52
								211	A	Bryant	55 63
								231	H	Columbia	74 84
								243	H	Sam Houston St.	56 63
								247	N	Bethune-Cookman	55 68
								253	A	Navy	68 66
								256	A	Sacred Heart	47 71
								256	H	Sacred Heart	53 62
								257	N	Miami (OH)	49 68
								275	H	Saint Francis (PA)	75 84
								277	A	Central Conn. St.	59 45
								298	H	Colgate	53 63
								311	A	Fairleigh Dickinson	58 75
								311	H	Fairleigh Dickinson	65 62
								324	A	Howard	89 72
								338	A	Mt. St. Mary's	61 51
								338	H	Mt. St. Mary's	53 50
								342	A	Wagner	73 63
								343	H	NJIT	44 53
								344	H	St. Francis Brooklyn	51 71
LAST 12 Division I GAMES:											
256	A	Sacred Heart	47 71	342	A	Wagner	73 63				
338	H	Mt. St. Mary's	53 50	211	A	Bryant	55 63				
256	H	Sacred Heart	53 62	183	H	Robert Morris	49 52				
311	H	Fairleigh Dickinson	65 62	275	H	Saint Francis (PA)	75 84				
311	A	Fairleigh Dickinson	58 75	277	A	Central Conn. St.	59 45				
344	H	St. Francis Brooklyn	51 71	338	A	Mt. St. Mary's	61 51				

Non-Div I Games:

LIU Brooklyn

■ Loss,
 ■ Non-Conf, S Site,
 ■ Home
 ■ Away
 N Neutral

Average RPI Win:	182	WON-LOST	WINNING	LAST 10	STRENGTH OF	OPP. STRENGTH	TEAM	ADJ.	CONF.	ADJ CONF.
Average RPI Loss:	63	RECORD	PCT. RANK	GAMES	SCHEDULE	OF SCHEDULE	RPI	RPI	RPI	RPI
DIV. I ONLY	8- 16	257	2- 8	6	73	117	117	2	2	
DIV. I NON-CONF.	6- 7	176	0- 1	24	192	114	114	2	2	
TOTALS	RPI 1-25	RPI 26-50	W-L RECORDS	RPI 51-100	RPI 101-150	RPI 150+				
8- 16	0- 5	1- 3	OVERALL	0- 4	2- 4	5- 0				
5- 5	0- 2	0- 0	HOME	0- 1	2- 2	3- 0				
2- 9	0- 3	1- 2	AWAY	0- 2	0- 2	1- 0				
1- 2	0- 0	0- 1	NEUTRAL	0- 1	0- 0	1- 0				
6- 7	0- 1	0- 2	NON-CONFERENCE	0- 2	1- 2	5- 0				
4- 1	0- 0	0- 0	HOME	0- 0	1- 1	3- 0				
1- 4	0- 1	0- 1	AWAY	0- 1	0- 1	1- 0				
1- 2	0- 0	0- 1	NEUTRAL	0- 1	0- 0	1- 0				
2- 9	0- 4	1- 1	CONFERENCE	0- 2	1- 2	0- 0				
1- 4	0- 2	0- 0	HOME	0- 1	1- 1	0- 0				
1- 5	0- 2	1- 1	AWAY	0- 1	0- 1	0- 0				
0- 0	0- 0	0- 0	NEUTRAL	0- 0	0- 0	0- 0				

RPI 1-25				RPI 26-50				RPI 51-100				RPI 101+ Team's RPI: 117			
RPI	S	Opponent	Score	RPI	S	Opponent	Score	RPI	S	Opponent	Score	RPI	S	Opponent	Score
2	A	UConn	40 86	27	A	Georgia	53 46	56	H	Auburn	53 63	121	H	Samford	44 47
18	H	Texas A&M	35 53	33	A	Missouri	46 52	57	A	Vanderbilt	42 58	123	A	Wake Forest	57 60
21	H	Mississippi St.	52 71	39	A	Rutgers	57 69	82	A	Tulane	63 67	128	H	Arkansas	44 48
22	A	Florida	45 53	49	N	Purdue	52 69	88	N	Maine	41 52	139	H	Ole Miss	76 57
23	A	Kentucky	58 70									148	H	Long Beach St.	59 53
												150	A	Alabama	45 62
												171	A	Little Rock	57 51
												186	N	Marist	72 49
												235	H	Texas Southern	86 36
												267	H	UC Santa Barbara	68 50
												281	H	La.-Monroe	61 54
LAST 12 Division I GAMES:															
23	A	Kentucky	58 70	22	A	Florida	45 53								
21	H	Mississippi St.	52 71	57	A	Vanderbilt	42 58								
56	H	Auburn	53 63	18	H	Texas A&M	35 53								
33	A	Missouri	46 52	139	H	Ole Miss	76 57								
27	A	Georgia	53 46	150	A	Alabama	45 62								
128	H	Arkansas	44 48	121	H	Samford	44 47								

Non-Div I Games:

LSU

■ Loss,
■ Non-Conf,
■ S Site,
■ H Home
■ A Away
N Neutral

Average RPI Win:	304	WON-LOST	WINNING	LAST 10	STRENGTH OF	OPP. STRENGTH	TEAM	ADJ.	CONF.	ADJ CONF.
Average RPI Loss:	127	RECORD	PCT. RANK	GAMES	SCHEDULE	OF SCHEDULE	RPI	RPI	RPI	RPI
DIV. I ONLY	4- 20	325	1- 9	141	154	278	278	7	7	
DIV. I NON-CONF.	3- 10	277	0- 1	154	267	252	252	8	8	
TOTALS	RPI 1-25	RPI 26-50	W-L RECORDS	RPI 51-100	RPI 101-150	RPI 150+				
4- 20	0- 0	0- 4	OVERALL	0- 5	0- 1	4- 10				
1- 10	0- 0	0- 2	HOME	0- 3	0- 0	1- 5				
2- 9	0- 0	0- 2	AWAY	0- 2	0- 1	2- 4				
1- 1	0- 0	0- 0	NEUTRAL	0- 0	0- 0	1- 1				
3- 10	0- 0	0- 2	NON-CONFERENCE	0- 2	0- 1	3- 5				
0- 5	0- 0	0- 1	HOME	0- 2	0- 0	0- 2				
2- 4	0- 0	0- 1	AWAY	0- 0	0- 1	2- 2				
1- 1	0- 0	0- 0	NEUTRAL	0- 0	0- 0	1- 1				
1- 10	0- 0	0- 2	CONFERENCE	0- 3	0- 0	1- 5				
1- 5	0- 0	0- 1	HOME	0- 1	0- 0	1- 3				
0- 5	0- 0	0- 1	AWAY	0- 2	0- 0	0- 2				
0- 0	0- 0	0- 0	NEUTRAL	0- 0	0- 0	0- 0				

RPI S	Opponent	Score	RPI S	Opponent	Score	RPI S	Opponent	Score	RPI S	Opponent	Score	Team's RPI: 278
36	A George Washington	59 83	59	H Temple	48 77	123	A Wake Forest	53 61				
38	A Miami (FL)	58 86	62	H Villanova	56 67	156	H Davidson	58 66				
44	H Penn	68 78	79	A Saint Louis	70 79	174	N Milwaukee	53 69				
47	H Dayton	51 67	94	A Saint Joseph's	55 64	177	A George Mason	70 79				
			98	H VCU	76 84	180	A UMBC	29 60				
						181	A Rhode Island	52 62				
						181	H Rhode Island	61 72				
						183	H Robert Morris	45 76				
						199	H North Texas	63 69				
						208	A Fairfield	59 62				
						223	H Richmond	43 60				
						258	H Massachusetts	66 57				
						286	A Monmouth	65 50				
						324	A Howard	71 68				
						346	N Norfolk St.	67 59				
LAST 12 Division I GAMES:												
258	H Massachusetts	66 57	44	H Penn	68 78							
98	H VCU	76 84	181	H Rhode Island	61 72							
181	A Rhode Island	52 62	36	A George Washington	59 83							
94	A Saint Joseph's	55 64	177	A George Mason	70 79							
47	H Dayton	51 67	156	H Davidson	58 66							
79	A Saint Louis	70 79	223	H Richmond	43 60							

Non-Div I Games:

La Salle

■ Loss,
 ■ Non-Conf,
 ■ S Site,
 ■ H Home
 ■ A Away
 N Neutral

La.-Lafayette

Through Games Of Feb. 10, 2016

Average RPI Win:	226	WON-LOST	WINNING	LAST 10	STRENGTH OF	OPP. STRENGTH	TEAM	ADJ.	CONF.	ADJ CONF.
Average RPI Loss:	182	RECORD	PCT. RANK	GAMES	SCHEDULE	OF SCHEDULE	RPI	RPI	RPI	RPI
DIV. I ONLY	14- 5	58	7- 3	311	189	125	125	16	16	
DIV. I NON-CONF.	5- 2	86	1- 0	329	157	153	153	14	14	
TOTALS	RPI 1-25	RPI 26-50	W-L RECORDS	RPI 51-100	RPI 101-150	RPI 150+				
14- 5	0- 0	0- 0	OVERALL	0- 1	3- 0	11- 4				
7- 1	0- 0	0- 0	HOME	0- 0	1- 0	6- 1				
5- 4	0- 0	0- 0	AWAY	0- 1	1- 0	4- 3				
2- 0	0- 0	0- 0	NEUTRAL	0- 0	1- 0	1- 0				
5- 2	0- 0	0- 0	NON-CONFERENCE	0- 0	2- 0	3- 2				
2- 0	0- 0	0- 0	HOME	0- 0	0- 0	2- 0				
1- 2	0- 0	0- 0	AWAY	0- 0	1- 0	0- 2				
2- 0	0- 0	0- 0	NEUTRAL	0- 0	1- 0	1- 0				
9- 3	0- 0	0- 0	CONFERENCE	0- 1	1- 0	8- 2				
5- 1	0- 0	0- 0	HOME	0- 0	1- 0	4- 1				
4- 2	0- 0	0- 0	AWAY	0- 1	0- 0	4- 1				
0- 0	0- 0	0- 0	NEUTRAL	0- 0	0- 0	0- 0				

RPI 1-25			RPI 26-50			RPI 51-100			RPI 101+			Team's RPI: 125
RPI	S	Opponent	Score	RPI	S	Opponent	Score	RPI	S	Opponent	Score	
						52	A Arkansas St.	56	83	128	N Arkansas	67 59
										139	A Ole Miss	82 78
										145	H Texas-Arlington	63 52
										164	A Louisiana Tech	62 79
										171	A Little Rock	65 58
										191	H Troy	56 53
										202	H Texas St.	42 46
										212	H South Ala.	69 50
										236	A Appalachian St.	59 76
										236	H Appalachian St.	60 51
										254	A Houston	51 52
										256	N Sacred Heart	60 58
										262	A Georgia St.	77 57
										267	H UC Santa Barbara	61 42
										269	A Ga. Southern	56 39
										281	A La.-Monroe	71 52
										281	H La.-Monroe	52 40
										319	H Alcorn	73 61
LAST 12 Division I GAMES:												
						236	A Appalachian St.	59	76	262	A Georgia St.	77 57
						281	H La.-Monroe	52	40	269	A Ga. Southern	56 39
						145	H Texas-Arlington	63	52	52	A Arkansas St.	56 83
						202	H Texas St.	42	46	171	A Little Rock	65 58
						191	H Troy	56	53	236	H Appalachian St.	60 51
						212	H South Ala.	69	50	319	H Alcorn	73 61

Non-Div I Games: Southern-N.O. 81 28 Dillard 84 36

La.-Lafayette

Loss, Non-Conf, S Site, H Home A Away N Neutral

DIV. I ONLY				THROUGH GAMES OF FEB. 10, 1910						
Average RPI Win:	255	WON-LOST	WINNING	LAST 10	STRENGTH OF	OPP. STRENGTH	TEAM	ADJ.	CONF.	ADJ CONF.
Average RPI Loss:	162	RECORD	PCT. RANK	GAMES	SCHEDULE	OF SCHEDULE	RPI	RPI	RPI	RPI
DIV. I ONLY	5- 12	280	3- 7	265	197	281	281	16	16	
DIV. I NON-CONF.	2- 3	201	0- 0	327	134	244	244	14	14	

TOTALS	RPI 1-25	RPI 26-50		W-L RECORDS		RPI 51-100	RPI 101-150	RPI 150+		
5- 12	0- 0	0- 0		OVERALL		0- 2	0- 4	5- 6		
3- 4	0- 0	0- 0		HOME		0- 0	0- 2	3- 2		
2- 8	0- 0	0- 0		AWAY		0- 2	0- 2	2- 4		
0- 0	0- 0	0- 0		NEUTRAL		0- 0	0- 0	0- 0		
2- 3	0- 0	0- 0		NON-CONFERENCE		0- 1	0- 1	2- 1		
1- 0	0- 0	0- 0		HOME		0- 0	0- 0	1- 0		
1- 3	0- 0	0- 0		AWAY		0- 1	0- 1	1- 1		
0- 0	0- 0	0- 0		NEUTRAL		0- 0	0- 0	0- 0		
3- 9	0- 0	0- 0		CONFERENCE		0- 1	0- 3	3- 5		
2- 4	0- 0	0- 0		HOME		0- 0	0- 2	2- 2		
1- 5	0- 0	0- 0		AWAY		0- 1	0- 1	1- 3		
0- 0	0- 0	0- 0		NEUTRAL		0- 0	0- 0	0- 0		

RPI 1-25				RPI 26-50				RPI 51-100				RPI 101+				Team's RPI: 281	
RPI	S	Opponent	Score	RPI	S	Opponent	Score	RPI	S	Opponent	Score	RPI	S	Opponent	Score		
								52	A	Arkansas St.	43 66	117	A	LSU	54 61		
								95	A	TCU	42 80	125	A	La.-Lafayette	40 52		
												125	H	La.-Lafayette	52 71		
												145	H	Texas-Arlington	50 60		
												170	A	McNeese St.	62 72		
												171	A	Little Rock	44 56		
												191	H	Troy	77 73		
												202	H	Texas St.	63 59		
												212	H	South Ala.	57 63		
												236	A	Appalachian St.	52 64		
												236	H	Appalachian St.	54 57		
												262	A	Georgia St.	52 65		
												269	A	Ga. Southern	50 49		
												305	A	Southeastern La.	88 84		
												308	H	Nicholls St.	69 57		
LAST 12 Division I GAMES:																	
				236	A	Appalachian St.	52 64	269	A	Ga. Southern	50 49						
				125	A	La.-Lafayette	40 52	262	A	Georgia St.	52 65						
				202	H	Texas St.	63 59	171	A	Little Rock	44 56						
				145	H	Texas-Arlington	50 60	52	A	Arkansas St.	43 66						
				212	H	South Ala.	57 63	236	H	Appalachian St.	54 57						
				191	H	Troy	77 73	170	A	McNeese St.	62 72						

Non-Div I Games:	LSU-Alexandria	73	42	Louisiana Col.	85	42	LSU-Shreveport	57	40	Dillard	70	46	La.-Monroe
------------------	----------------	----	----	----------------	----	----	----------------	----	----	---------	----	----	------------

■ Loss, ■ Non-Conf, S Site, H Home A Away N Neutral

Average RPI Win:	328	WON-LOST	WINNING	LAST 10	STRENGTH OF	OPP. STRENGTH	TEAM	ADJ.	CONF.	ADJ CONF.
Average RPI Loss:	200	RECORD	PCT. RANK	GAMES	SCHEDULE	OF SCHEDULE	RPI	RPI	RPI	RPI
DIV. I ONLY	5- 17	298	3- 7	312	320	332	332	28	28	
DIV. I NON-CONF.	2- 8	290	0- 1	288	297	337	337	29	29	
TOTALS	RPI 1-25	RPI 26-50	W-L RECORDS	RPI 51-100	RPI 101-150	RPI 150+				
5- 17	0- 1	0- 1	OVERALL	0- 2	0- 0	5- 13				
3- 6	0- 1	0- 0	HOME	0- 1	0- 0	3- 4				
2- 9	0- 0	0- 1	AWAY	0- 1	0- 0	2- 7				
0- 2	0- 0	0- 0	NEUTRAL	0- 0	0- 0	0- 2				
2- 8	0- 1	0- 1	NON-CONFERENCE	0- 0	0- 0	2- 6				
2- 1	0- 1	0- 0	HOME	0- 0	0- 0	2- 0				
0- 5	0- 0	0- 1	AWAY	0- 0	0- 0	0- 4				
0- 2	0- 0	0- 0	NEUTRAL	0- 0	0- 0	0- 2				
3- 9	0- 0	0- 0	CONFERENCE	0- 2	0- 0	3- 7				
1- 5	0- 0	0- 0	HOME	0- 1	0- 0	1- 4				
2- 4	0- 0	0- 0	AWAY	0- 1	0- 0	2- 3				
0- 0	0- 0	0- 0	NEUTRAL	0- 0	0- 0	0- 0				

RPI 1-25				RPI 26-50				RPI 51-100				RPI 101+ Team's RPI: 332			
RPI	S	Opponent	Score	RPI	S	Opponent	Score	RPI	S	Opponent	Score	RPI	S	Opponent	Score
25	H	Duquesne	65 73	44	A	Penn	37 54	74	A	Army West Point	57 84	159	A	Fordham	49 61
								74	H	Army West Point	45 78	194	A	Delaware	47 67
												205	A	Lehigh	74 82
												222	A	Hartford	50 55
												223	N	Richmond	46 54
												252	N	Coppin St.	57 64
												253	H	Navy	58 65
												255	A	Loyola Maryland	65 66
												255	H	Loyola Maryland	51 55
												261	A	Holy Cross	49 66
												261	H	Holy Cross	54 57
												265	A	American	60 51
												298	H	Colgate	59 72
												333	H	Saint Peter's	72 69
												342	A	Wagner	48 69
												344	H	St. Francis Brooklyn	77 59
												348	A	Boston U.	71 64
												348	H	Boston U.	71 56
LAST 12 Division I GAMES:															
261	H	Holy Cross	54 57	253	H	Navy	58 65								
348	A	Boston U.	71 64	261	A	Holy Cross	49 66								
74	A	Army West Point	57 84	348	H	Boston U.	71 56								
255	H	Loyola Maryland	51 55	74	H	Army West Point	45 78								
205	A	Lehigh	74 82	255	A	Loyola Maryland	65 66								
265	A	American	60 51	252	N	Coppin St.	57 64								

Non-Div I Games:

Lafayette

■ Loss,
 ■ Non-Conf,
 S Site,
 ■ Home
 ■ Away
 N Neutral

Average RPI Win:	254	WON-LOST	WINNING	LAST 10	STRENGTH OF	OPP. STRENGTH	TEAM	ADJ.	CONF.	ADJ CONF.
Average RPI Loss:	174	RECORD	PCT. RANK	GAMES	SCHEDULE	OF SCHEDULE	RPI	RPI	RPI	RPI
DIV. I ONLY	6- 14	276	4- 6	230	241	279	279	27	27	
DIV. I NON-CONF.	0- 7	338	0- 0	168	82	320	320	26	26	
TOTALS	RPI 1-25	RPI 26-50	W-L RECORDS	RPI 51-100	RPI 101-150	RPI 150+				
6- 14	0- 1	0- 1	OVERALL	1- 2	0- 2	5- 8				
5- 3	0- 0	0- 0	HOME	1- 0	0- 1	4- 2				
1- 11	0- 1	0- 1	AWAY	0- 2	0- 1	1- 6				
0- 0	0- 0	0- 0	NEUTRAL	0- 0	0- 0	0- 0				
0- 7	0- 1	0- 1	NON-CONFERENCE	0- 1	0- 0	0- 4				
0- 1	0- 0	0- 0	HOME	0- 0	0- 0	0- 1				
0- 6	0- 1	0- 1	AWAY	0- 1	0- 0	0- 3				
0- 0	0- 0	0- 0	NEUTRAL	0- 0	0- 0	0- 0				
6- 7	0- 0	0- 0	CONFERENCE	1- 1	0- 2	5- 4				
5- 2	0- 0	0- 0	HOME	1- 0	0- 1	4- 1				
1- 5	0- 0	0- 0	AWAY	0- 1	0- 1	1- 3				
0- 0	0- 0	0- 0	NEUTRAL	0- 0	0- 0	0- 0				

RPI 1-25				RPI 26-50				RPI 51-100				RPI 101+ Team's RPI: 279			
RPI	S	Opponent	Score	RPI	S	Opponent	Score	RPI	S	Opponent	Score	RPI	S	Opponent	Score
17	A	Oklahoma St.	45 90	33	A	Missouri	57 91	64	A	Abilene Christian	62 90	130	A	Central Ark.	49 74
								64	H	Abilene Christian	63 54	132	H	Northwestern St.	51 73
								71	A	Utah	67 71	153	A	Loyola Chicago	71 82
												217	H	Canisius	55 57
												233	A	Stephen F. Austin	64 60
												237	A	Houston Baptist	66 77
												237	H	Houston Baptist	77 70
												243	H	Sam Houston St.	76 78
												260	A	Northern Ariz.	63 75
												271	A	Prairie View	72 80
												305	A	Southeastern La.	66 73
												308	A	Nicholls St.	59 69
												322	H	Incarnate Word	59 49
												330	H	A&M-Corpus Christi	75 70
												336	H	New Orleans	79 52
LAST 12 Division I GAMES:															
237	A	Houston Baptist	66 77	233	A	Stephen F. Austin	64 60								
322	H	Incarnate Word	59 49	132	H	Northwestern St.	51 73								
64	H	Abilene Christian	63 54	305	A	Southeastern La.	66 73								
64	A	Abilene Christian	62 90	130	A	Central Ark.	49 74								
243	H	Sam Houston St.	76 78	330	H	A&M-Corpus Christi	75 70								
237	H	Houston Baptist	77 70	336	H	New Orleans	79 52								

Non-Div I Games: Howard Payne 88 50 Schreiner 60 41 Tex. A&M-Kingsville 82 66 Louisiana Col. 99 34
Lamar

Loss, Non-Conf, S Site, H Home A Away N Neutral

Average RPI Win: 284	WON-LOST	WINNING	LAST 10	STRENGTH OF	OPP. STRENGTH	TEAM	ADJ.	CONF.	ADJ CONF.
Average RPI Loss: 141	RECORD	PCT. RANK	GAMES	SCHEDULE	OF SCHEDULE	RPI	RPI	RPI	RPI
DIV. I ONLY	14- 8	102	7- 3	329	257	205	205	28	28
DIV. I NON-CONF.	6- 4	125	0- 0	335	161	237	237	29	29
TOTALS	RPI 1-25	RPI 26-50	W-L RECORDS	RPI 51-100	RPI 101-150	RPI 150+			
14- 8	0- 0	0- 0	OVERALL	0- 5	0- 0	14- 3			
7- 4	0- 0	0- 0	HOME	0- 3	0- 0	7- 1			
7- 4	0- 0	0- 0	AWAY	0- 2	0- 0	7- 2			
0- 0	0- 0	0- 0	NEUTRAL	0- 0	0- 0	0- 0			
6- 4	0- 0	0- 0	NON-CONFERENCE	0- 2	0- 0	6- 2			
3- 2	0- 0	0- 0	HOME	0- 2	0- 0	3- 0			
3- 2	0- 0	0- 0	AWAY	0- 0	0- 0	3- 2			
0- 0	0- 0	0- 0	NEUTRAL	0- 0	0- 0	0- 0			
8- 4	0- 0	0- 0	CONFERENCE	0- 3	0- 0	8- 1			
4- 2	0- 0	0- 0	HOME	0- 1	0- 0	4- 1			
4- 2	0- 0	0- 0	AWAY	0- 2	0- 0	4- 0			
0- 0	0- 0	0- 0	NEUTRAL	0- 0	0- 0	0- 0			

RPI S	Opponent	Score	RPI S	Opponent	Score	RPI S	Opponent	Score	RPI S	Opponent	Score	Team's RPI: 205
						62	H Villanova	44 65	160	A Illinois	67 76	
						74	A Army West Point	39 63	167	A Hampton	63 56	
						90	A Bucknell	77 80	225	H Montana	80 53	
						90	H Bucknell	54 67	253	A Navy	51 48	
						94	H Saint Joseph's	62 63	255	A Loyola Maryland	76 68	
									255	H Loyola Maryland	66 48	
									261	H Holy Cross	61 58	
									265	A American	61 52	
									265	H American	55 59	
									286	H Monmouth	95 88	
									292	A Rider	60 61	
									304	A Delaware St.	83 49	
									332	H Lafayette	82 74	
									333	H Saint Peter's	74 42	
									343	A NJIT	75 47	
									348	A Boston U.	73 66	
									348	H Boston U.	72 48	
LAST 12 Division I GAMES:												
			90	H Bucknell	54 67	261	H Holy Cross	61 58				
			265	A American	61 52	90	A Bucknell	77 80				
			255	A Loyola Maryland	76 68	265	H American	55 59				
			348	H Boston U.	72 48	255	H Loyola Maryland	66 48				
			332	H Lafayette	82 74	348	A Boston U.	73 66				
			253	A Navy	51 48	74	A Army West Point	39 63				

Non-Div I Games: Kutztown 81 51

Lehigh

Liberty

Through Games Of Feb. 10, 2016

Average RPI Win:	244	WON-LOST	WINNING	LAST 10	STRENGTH OF	OPP. STRENGTH	TEAM	ADJ.	CONF.	ADJ CONF.
Average RPI Loss:	86	RECORD	PCT. RANK	GAMES	SCHEDULE	OF SCHEDULE	RPI	RPI	RPI	RPI
DIV. I ONLY	14- 8	102	9- 1	130	205	102	102	26	26	
DIV. I NON-CONF.	2- 6	272	0- 0	12	3	133	133	28	28	
TOTALS	RPI 1-25	RPI 26-50	W-L RECORDS	RPI 51-100	RPI 101-150	RPI 150+				
14- 8	0- 1	0- 3	OVERALL	1- 2	1- 0	12- 2				
8- 2	0- 0	0- 2	HOME	1- 0	1- 0	6- 0				
6- 4	0- 0	0- 1	AWAY	0- 1	0- 0	6- 2				
0- 2	0- 1	0- 0	NEUTRAL	0- 1	0- 0	0- 0				
2- 6	0- 1	0- 3	NON-CONFERENCE	1- 2	0- 0	1- 0				
1- 2	0- 0	0- 2	HOME	1- 0	0- 0	0- 0				
1- 2	0- 0	0- 1	AWAY	0- 1	0- 0	1- 0				
0- 2	0- 1	0- 0	NEUTRAL	0- 1	0- 0	0- 0				
12- 2	0- 0	0- 0	CONFERENCE	0- 0	1- 0	11- 2				
7- 0	0- 0	0- 0	HOME	0- 0	1- 0	6- 0				
5- 2	0- 0	0- 0	AWAY	0- 0	0- 0	5- 2				
0- 0	0- 0	0- 0	NEUTRAL	0- 0	0- 0	0- 0				

RPI 1-25				RPI 26-50				RPI 51-100				RPI 101+				Team's RPI: 102	
RPI	S	Opponent	Score	RPI	S	Opponent	Score	RPI	S	Opponent	Score	RPI	S	Opponent	Score		
5	N	Ohio St.	65 75	29	H	Seton Hall	56 92	53	A	James Madison	56 72	143	H	UNC Asheville	71 53		
				40	H	North Carolina St.	53 61	69	H	Elon	72 63	213	A	Presbyterian	42 60		
				43	A	Duke	41 79	77	N	California	72 77	214	A	Radford	49 43		
												214	H	Radford	67 53		
												226	A	Gardner-Webb	57 61		
												226	H	Gardner-Webb	73 51		
												236	A	Appalachian St.	74 68		
												242	H	High Point	56 43		
												282	A	Campbell	62 52		
												282	H	Campbell	67 55		
												296	A	Coastal Caro.	65 63		
												297	A	Charleston So.	59 49		
												297	H	Charleston So.	51 40		
												309	A	Longwood	72 67		
												312	H	Winthrop	77 61		
LAST 12 Division I GAMES:																	
				282	H	Campbell	67 55					296	A	Coastal Caro.	65 63		
				214	H	Radford	67 53					312	H	Winthrop	77 61		
				297	A	Charleston So.	59 49					213	A	Presbyterian	42 60		
				242	H	High Point	56 43					143	H	UNC Asheville	71 53		
				226	H	Gardner-Webb	73 51					214	A	Radford	49 43		
				309	A	Longwood	72 67					282	A	Campbell	62 52		

Non-Div I Games: Shepherd 69 57

Liberty

Loss, Non-Conf, S Site, H Home A Away N Neutral

Average RPI Win:	296	WON-LOST	WINNING	LAST 10	STRENGTH OF	OPP. STRENGTH	TEAM	ADJ.	CONF.	ADJ CONF.
Average RPI Loss:	206	RECORD	PCT. RANK	GAMES	SCHEDULE	OF SCHEDULE	RPI	RPI	RPI	RPI
DIV. I ONLY	3- 20	338	1- 9	240	341	335	335	29	29	
DIV. I NON-CONF.	2- 12	311	0- 3	198	341	314	314	27	27	
TOTALS	RPI 1-25	RPI 26-50	W-L RECORDS	RPI 51-100	RPI 101-150	RPI 150+				
3- 20	0- 0	0- 0	OVERALL	0- 3	0- 3	3- 14				
2- 9	0- 0	0- 0	HOME	0- 3	0- 1	2- 5				
1- 10	0- 0	0- 0	AWAY	0- 0	0- 2	1- 8				
0- 1	0- 0	0- 0	NEUTRAL	0- 0	0- 0	0- 1				
2- 12	0- 0	0- 0	NON-CONFERENCE	0- 2	0- 3	2- 7				
1- 6	0- 0	0- 0	HOME	0- 2	0- 1	1- 3				
1- 5	0- 0	0- 0	AWAY	0- 0	0- 2	1- 3				
0- 1	0- 0	0- 0	NEUTRAL	0- 0	0- 0	0- 1				
1- 8	0- 0	0- 0	CONFERENCE	0- 1	0- 0	1- 7				
1- 3	0- 0	0- 0	HOME	0- 1	0- 0	1- 2				
0- 5	0- 0	0- 0	AWAY	0- 0	0- 0	0- 5				
0- 0	0- 0	0- 0	NEUTRAL	0- 0	0- 0	0- 0				

RPI 1-25				RPI 26-50				RPI 51-100				RPI 101+				Team's RPI: 335	
RPI	S	Opponent	Score	RPI	S	Opponent	Score	RPI	S	Opponent	Score	RPI	S	Opponent	Score		
								58	H	Western Ky.	56	64	101	A	Wright St.	65	92
								63	H	Ball St.	60	72	110	H	Belmont	68	90
								65	H	FGCU	39	71	150	A	Alabama	49	68
													169	A	Jacksonville	51	81
													175	H	Stetson	62	83
													196	H	Southeast Mo. St.	69	84
													227	A	USC Upstate	71	93
													227	H	USC Upstate	54	81
													235	N	Texas Southern	62	66
													255	H	Loyola Maryland	52	57
													263	A	Tennessee St.	65	77
													269	A	Ga. Southern	66	55
													272	A	Tennessee Tech	70	81
													276	H	Murray St.	93	85
													290	A	Kennesaw St.	54	55
													295	H	Morehead St.	77	92
													301	A	North Florida	70	78
													327	A	Jackson St.	52	53
													343	A	NJIT	51	61
													343	H	NJIT	63	49
LAST 12 Division I GAMES:																	
				343	H	NJIT	63	49					301	A	North Florida	70	78
				227	A	USC Upstate	71	93					169	A	Jacksonville	51	81
				343	A	NJIT	51	61					290	A	Kennesaw St.	54	55
				227	H	USC Upstate	54	81					327	A	Jackson St.	52	53
				175	H	Stetson	62	83					150	A	Alabama	49	68
				65	H	FGCU	39	71					58	H	Western Ky.	56	64

Non-Div I Games: North Ala. 88 67

Lipscomb

■ Loss,
 ■ Non-Conf,
 ■ S Site,
 ■ H Home
 ■ A Away
 N Neutral

Little Rock

Through Games Of Feb. 10, 2016

Average RPI Win:	208	WON-LOST	WINNING	LAST 10	STRENGTH OF	OPP. STRENGTH	TEAM	ADJ.	CONF.	ADJ CONF.
Average RPI Loss:	100	RECORD	PCT. RANK	GAMES	SCHEDULE	OF SCHEDULE	RPI	RPI	RPI	RPI
DIV. I ONLY	10- 11	187	7- 3	125	115	171	171	16	16	
DIV. I NON-CONF.	2- 7	280	0- 0	37	12	187	187	14	14	
TOTALS	RPI 1-25	RPI 26-50	W-L RECORDS	RPI 51-100	RPI 101-150	RPI 150+				
10- 11	0- 2	0- 1	OVERALL	0- 3	2- 2	8- 3				
7- 5	0- 1	0- 0	HOME	0- 1	1- 2	6- 1				
3- 6	0- 1	0- 1	AWAY	0- 2	1- 0	2- 2				
0- 0	0- 0	0- 0	NEUTRAL	0- 0	0- 0	0- 0				
2- 7	0- 2	0- 1	NON-CONFERENCE	0- 2	1- 1	1- 1				
1- 4	0- 1	0- 0	HOME	0- 1	1- 1	0- 1				
1- 3	0- 1	0- 1	AWAY	0- 1	0- 0	1- 0				
0- 0	0- 0	0- 0	NEUTRAL	0- 0	0- 0	0- 0				
8- 4	0- 0	0- 0	CONFERENCE	0- 1	1- 1	7- 2				
6- 1	0- 0	0- 0	HOME	0- 0	0- 1	6- 0				
2- 3	0- 0	0- 0	AWAY	0- 1	1- 0	1- 2				
0- 0	0- 0	0- 0	NEUTRAL	0- 0	0- 0	0- 0				

RPI 1-25				RPI 26-50				RPI 51-100				RPI 101+ Team's RPI: 171			
RPI	S	Opponent	Score	RPI	S	Opponent	Score	RPI	S	Opponent	Score	RPI	S	Opponent	Score
8	H	Texas	56 66	35	A	Oklahoma	52 65	52	A	Arkansas St.	53 66	115	H	Memphis	61 53
18	A	Texas A&M	39 69					82	A	Tulane	53 69	117	H	LSU	51 57
								91	H	Missouri St.	58 64	125	H	La.-Lafayette	58 65
												145	A	Texas-Arlington	59 55
												157	A	Oral Roberts	66 52
												184	H	Tulsa	63 74
												191	A	Troy	71 78
												191	H	Troy	79 64
												202	A	Texas St.	57 67
												212	A	South Ala.	47 34
												212	H	South Ala.	74 43
												236	H	Appalachian St.	67 50
												262	H	Georgia St.	59 32
												269	H	Ga. Southern	69 36
												281	H	La.-Monroe	56 44
LAST 12 Division I GAMES:															
212	H	South Ala.	74 43	52	A	Arkansas St.	53 66	236	H	Appalachian St.	67 50	281	H	La.-Monroe	56 44
191	H	Troy	79 64					125	H	La.-Lafayette	58 65	191	A	Troy	71 78
262	H	Georgia St.	59 32					212	A	South Ala.	47 34				
269	H	Ga. Southern	69 36												
145	A	Texas-Arlington	59 55												
202	A	Texas St.	57 67												

Non-Div I Games:

Little Rock

Loss, Non-Conf, S Site, H Home A Away N Neutral

Average RPI Win:	234	WON-LOST	WINNING	LAST 10	STRENGTH OF	OPP. STRENGTH	TEAM	ADJ.	CONF.	ADJ CONF.
Average RPI Loss:	97	RECORD	PCT. RANK	GAMES	SCHEDULE	OF SCHEDULE	RPI	RPI	RPI	RPI
DIV. I ONLY	17- 5	40	8- 2	331	119	148	148	22	22	
DIV. I NON-CONF.	11- 3	54	4- 0	308	38	118	118	22	22	
TOTALS	RPI 1-25	RPI 26-50	W-L RECORDS	RPI 51-100	RPI 101-150	RPI 150+				
17- 5	1- 0	0- 1	OVERALL	0- 1	2- 2	14- 1				
8- 3	1- 0	0- 0	HOME	0- 1	0- 1	7- 1				
7- 2	0- 0	0- 1	AWAY	0- 0	1- 1	6- 0				
2- 0	0- 0	0- 0	NEUTRAL	0- 0	1- 0	1- 0				
11- 3	1- 0	0- 1	NON-CONFERENCE	0- 0	2- 2	8- 0				
5- 1	1- 0	0- 0	HOME	0- 0	0- 1	4- 0				
4- 2	0- 0	0- 1	AWAY	0- 0	1- 1	3- 0				
2- 0	0- 0	0- 0	NEUTRAL	0- 0	1- 0	1- 0				
6- 2	0- 0	0- 0	CONFERENCE	0- 1	0- 0	6- 1				
3- 2	0- 0	0- 0	HOME	0- 1	0- 0	3- 1				
3- 0	0- 0	0- 0	AWAY	0- 0	0- 0	3- 0				
0- 0	0- 0	0- 0	NEUTRAL	0- 0	0- 0	0- 0				

RPI 1-25				RPI 26-50				RPI 51-100				RPI 101+ Team's RPI: 148			
RPI	S	Opponent	Score	RPI	S	Opponent	Score	RPI	S	Opponent	Score	RPI	S	Opponent	Score
24	H	UTEP	47 40	26	A	Southern California	43 69	70	H	UC Riverside	60 78	117	A	LSU	53 59
												120	H	San Francisco	52 66
												132	N	Northwestern St.	60 59
												141	A	Pacific	68 60
												151	H	Hawaii	55 67
												179	H	Colorado	59 42
												187	A	UC Davis	75 62
												193	H	UNLV	67 63
												198	H	Cal Poly	65 53
												248	H	San Diego St.	74 54
												251	A	Seattle	69 57
												254	A	Houston	47 41
												260	N	Northern Ariz.	69 48
												283	H	CSUN	74 71
												307	A	Denver	48 41
												321	H	Portland St.	89 71
												323	A	UC Irvine	71 65
												340	A	Cal St. Fullerton	82 61
												340	H	Cal St. Fullerton	62 57
LAST 12 Division I GAMES:															
283	H	CSUN	74 71	340	A	Cal St. Fullerton	82 61	151	H	Hawaii	55 67				
198	H	Cal Poly	65 53	251	A	Seattle	69 57	307	A	Denver	48 41				
187	A	UC Davis	75 62	193	H	UNLV	67 63								
340	H	Cal St. Fullerton	62 57	24	H	UTEP	47 40								
323	A	UC Irvine	71 65												
70	H	UC Riverside	60 78												

Non-Div I Games:

Long Beach St.

■ Loss,
 ■ Non-Conf, S Site,
 ■ Home
 ■ Away
 N Neutral

Average RPI Win:	317	WON-LOST	WINNING	LAST 10	STRENGTH OF	OPP. STRENGTH	TEAM	ADJ.	CONF.	ADJ CONF.
Average RPI Loss:	186	RECORD	PCT. RANK	GAMES	SCHEDULE	OF SCHEDULE	RPI	RPI	RPI	RPI
DIV. I ONLY	4- 17	312	2- 8	235	303	309	309	26	26	
DIV. I NON-CONF.	1- 6	311	0- 0	160	155	280	280	28	28	
TOTALS	RPI 1-25	RPI 26-50	W-L RECORDS	RPI 51-100	RPI 101-150	RPI 150+				
4- 17	0- 1	0- 1	OVERALL	0- 2	0- 3	4- 10				
2- 6	0- 0	0- 0	HOME	0- 0	0- 2	2- 4				
2- 11	0- 0	0- 0	AWAY	0- 0	0- 1	2- 0				
0- 0	0- 0	0- 0	NEUTRAL	0- 0	0- 0	0- 0				
1- 6	0- 1	0- 1	NON-CONFERENCE	0- 2	0- 0	1- 2				
1- 0	0- 0	0- 0	HOME	0- 0	0- 0	1- 0				
0- 6	0- 1	0- 1	AWAY	0- 2	0- 0	0- 2				
0- 0	0- 0	0- 0	NEUTRAL	0- 0	0- 0	0- 0				
3- 11	0- 0	0- 0	CONFERENCE	0- 0	0- 3	3- 8				
1- 6	0- 0	0- 0	HOME	0- 0	0- 2	1- 4				
2- 5	0- 0	0- 0	AWAY	0- 0	0- 1	2- 4				
0- 0	0- 0	0- 0	NEUTRAL	0- 0	0- 0	0- 0				

RPI 1-25			RPI 26-50			RPI 51-100			RPI 101+			Team's RPI: 309
RPI	S	Opponent	Score	RPI	S	Opponent	Score	RPI	S	Opponent	Score	
7	A	Oregon St.	45 110	34	A	West Virginia	43 74	53	A	James Madison	30 88	102 H Liberty 67 72
								97	A	Virginia	46 81	143 A UNC Asheville 42 81
												143 H UNC Asheville 54 61
												213 A Presbyterian 49 75
												213 H Presbyterian 38 59
												214 H Radford 67 79
												226 A Gardner-Webb 42 67
												242 A High Point 68 79
												282 H Campbell 56 73
												288 A UNCG 60 81
												296 A Coastal Caro. 56 48
												297 A Charleston So. 58 66
												297 H Charleston So. 54 63
												304 A Delaware St. 63 88
												312 A Winthrop 63 60
												312 H Winthrop 67 60
												349 H N.C. Central 60 49
LAST 12 Division I GAMES:												
143	H	UNC Asheville	54 61	214	H	Radford	67 79					
297	A	Charleston So.	58 66	143	A	UNC Asheville	42 81					
213	A	Presbyterian	49 75	282	H	Campbell	56 73					
312	H	Winthrop	67 60	296	A	Coastal Caro.	56 48					
102	H	Liberty	67 72	312	A	Winthrop	63 60					
226	A	Gardner-Webb	42 67	297	H	Charleston So.	54 63					

Non-Div I Games: Notre Dame (MD) 83 32 N.C. Wesleyan 100 57

Longwood

■ Loss,
 ■ Non-Conf,
 ■ S Site,
 ■ H Home
 ■ A Away
 N Neutral

Louisiana Tech

Through Games Of Feb. 10, 2016

Average RPI Win: 219	WON-LOST	WINNING	LAST 10	STRENGTH OF	OPP. STRENGTH	TEAM	ADJ.	CONF.	ADJ CONF.
Average RPI Loss: 107	RECORD	PCT. RANK	GAMES	SCHEDULE	OF SCHEDULE	RPI	RPI	RPI	RPI
DIV. I ONLY	11- 9	143	7- 3	190	110	164	164	12	12
DIV. I NON-CONF.	4- 6	201	1- 1	170	175	210	210	10	10
TOTALS	RPI 1-25	RPI 26-50	W-L RECORDS	RPI 51-100	RPI 101-150	RPI 150+			
11- 9	0- 3	0- 0	OVERALL	0- 1	2- 3	9- 2			
7- 3	0- 1	0- 0	HOME	0- 0	2- 0	5- 2			
3- 5	0- 0	0- 0	AWAY	0- 1	0- 0	3- 0			
1- 1	0- 1	0- 0	NEUTRAL	0- 0	0- 0	1- 0			
4- 6	0- 2	0- 0	NON-CONFERENCE	0- 0	1- 2	3- 2			
2- 3	0- 1	0- 0	HOME	0- 0	1- 0	1- 2			
1- 2	0- 0	0- 0	AWAY	0- 0	0- 2	1- 0			
1- 1	0- 1	0- 0	NEUTRAL	0- 0	0- 0	1- 0			
7- 3	0- 1	0- 0	CONFERENCE	0- 1	1- 1	6- 0			
5- 0	0- 0	0- 0	HOME	0- 0	1- 0	4- 0			
2- 3	0- 1	0- 0	AWAY	0- 1	0- 1	2- 0			
0- 0	0- 0	0- 0	NEUTRAL	0- 0	0- 0	0- 0			

RPI 1-25				RPI 26-50				RPI 51-100				RPI 101+ Team's RPI: 164			
RPI	S	Opponent	Score	RPI	S	Opponent	Score	RPI	S	Opponent	Score	RPI	S	Opponent	Score
10	N	UCLA	57 68					92	A	Charlotte	58 63	104	A	Arizona	67 77
21	H	Mississippi St.	63 93									125	H	La.-Lafayette	79 62
24	A	UTEP	80 86									136	A	Southern Miss.	59 69
												136	H	Southern Miss.	72 37
												138	A	Wisconsin	65 79
												158	A	Old Dominion	69 51
												163	H	Fla. Atlantic	65 62
												170	H	McNeese St.	71 74
												199	H	North Texas	77 71
												229	A	UTSA	82 72
												233	H	Stephen F. Austin	76 44
												240	H	Rice	63 61
												271	H	Prairie View	68 77
												306	H	FIU	82 63
												307	N	Denver	58 53
												308	A	Nicholls St.	58 55
LAST 12 Division I GAMES:															
199	H	North Texas	77 71	306	H	FIU	82 63								
240	H	Rice	63 61	92	A	Charlotte	58 63								
24	A	UTEP	80 86	158	A	Old Dominion	69 51								
229	A	UTSA	82 72	136	A	Southern Miss.	59 69								
136	H	Southern Miss.	72 37	170	H	McNeese St.	71 74								
163	H	Fla. Atlantic	65 62	125	H	La.-Lafayette	79 62								

Non-Div I Games: Loyola (LA) 76 40

Louisiana Tech

 Loss,
 Non-Conf, S Site,
 Home
 Away
N Neutral

Louisville

Through Games Of Feb. 10, 2016

Average RPI Win:	121	WON-LOST	WINNING	LAST 10	STRENGTH OF	OPP. STRENGTH	TEAM	ADJ.	CONF.	ADJ CONF.
Average RPI Loss:	43	RECORD	PCT. RANK	GAMES	SCHEDULE	OF SCHEDULE	RPI	RPI	RPI	RPI
DIV. I ONLY	18- 6	45	9- 1	28	21	16	16	5	5	
DIV. I NON-CONF.	8- 5	119	1- 0	62	30	72	72	5	5	
TOTALS	RPI 1-25	RPI 26-50	W-L RECORDS	RPI 51-100	RPI 101-150	RPI 150+				
18- 6	2- 2	3- 2	OVERALL	4- 2	3- 0	6- 0				
9- 2	1- 1	1- 0	HOME	2- 1	2- 0	3- 0				
8- 2	1- 1	2- 0	AWAY	2- 1	1- 0	2- 0				
1- 2	0- 0	0- 2	NEUTRAL	0- 0	0- 0	1- 0				
8- 5	1- 1	0- 2	NON-CONFERENCE	1- 2	1- 0	5- 0				
4- 1	0- 0	0- 0	HOME	1- 1	1- 0	2- 0				
3- 2	1- 1	0- 0	AWAY	0- 1	0- 0	2- 0				
1- 2	0- 0	0- 2	NEUTRAL	0- 0	0- 0	1- 0				
10- 1	1- 1	3- 0	CONFERENCE	3- 0	2- 0	1- 0				
5- 1	1- 1	1- 0	HOME	1- 0	1- 0	1- 0				
5- 0	0- 0	2- 0	AWAY	2- 0	1- 0	0- 0				
0- 0	0- 0	0- 0	NEUTRAL	0- 0	0- 0	0- 0				

RPI	S	Opponent	Score	RPI	S	Opponent	Score	RPI	S	Opponent	Score	RPI	S	Opponent	Score
1	H	Notre Dame	61 66	28	A	Syracuse	71 53	58	A	Western Ky.	69 71	107	A	North Carolina	78 60
12	A	Michigan St.	85 78	40	A	North Carolina St.	92 90	75	A	Georgia Tech	78 65	114	H	IUPUI	70 61
14	H	Florida St.	79 69	43	H	Duke	65 48	77	H	California	71 75	123	H	Wake Forest	78 54
23	A	Kentucky	54 72	47	N	Dayton	66 79	85	H	UT Martin	88 66	176	A	Col. of Charleston	71 67
				49	N	Purdue	60 62	93	H	Virginia Tech	56 45	186	N	Marist	65 53
								97	A	Virginia	59 41	209	H	Valparaiso	75 42
												234	H	Clemson	75 33
												270	H	Dartmouth	94 52
												272	A	Tennessee Tech	76 54
LAST 12 Division I GAMES:															
1	H	Notre Dame	61 66	97	A	Virginia	59 41								
107	A	North Carolina	78 60	43	H	Duke	65 48								
123	H	Wake Forest	78 54	93	H	Virginia Tech	56 45								
234	H	Clemson	75 33	75	A	Georgia Tech	78 65								
28	A	Syracuse	71 53	14	H	Florida St.	79 69								
40	A	North Carolina St.	92 90	85	H	UT Martin	88 66								

Non-Div I Games:

Louisville

■ Loss,
■ Non-Conf, S Site,
■ Home
■ Away
N Neutral

Average RPI Win:	237	WON-LOST	WINNING	LAST 10	STRENGTH OF	OPP. STRENGTH	TEAM	ADJ.	CONF.	ADJ CONF.
Average RPI Loss:	86	RECORD	PCT. RANK	GAMES	SCHEDULE	OF SCHEDULE	RPI	RPI	RPI	RPI
DIV. I ONLY	12- 10	148	7- 3	172	116	153	153	21	21	
DIV. I NON-CONF.	4- 7	222	1- 0	82	20	147	147	17	17	
TOTALS	RPI 1-25	RPI 26-50	W-L RECORDS	RPI 51-100	RPI 101-150	RPI 150+				
12- 10	1- 2	0- 1	OVERALL	0- 5	3- 1	8- 1				
5- 6	0- 0	0- 1	HOME	0- 4	2- 1	3- 0				
7- 4	1- 2	0- 0	AWAY	0- 1	1- 0	5- 1				
0- 0	0- 0	0- 0	NEUTRAL	0- 0	0- 0	0- 0				
4- 7	1- 2	0- 1	NON-CONFERENCE	0- 3	0- 1	3- 0				
1- 4	0- 0	0- 1	HOME	0- 2	0- 1	1- 0				
3- 3	1- 2	0- 0	AWAY	0- 1	0- 0	2- 0				
0- 0	0- 0	0- 0	NEUTRAL	0- 0	0- 0	0- 0				
8- 3	0- 0	0- 0	CONFERENCE	0- 2	3- 0	5- 1				
4- 2	0- 0	0- 0	HOME	0- 2	2- 0	2- 0				
4- 1	0- 0	0- 0	AWAY	0- 0	1- 0	3- 1				
0- 0	0- 0	0- 0	NEUTRAL	0- 0	0- 0	0- 0				

RPI 1-25				RPI 26-50				RPI 51-100				RPI 101+ Team's RPI: 153			
RPI	S	Opponent	Score	RPI	S	Opponent	Score	RPI	S	Opponent	Score	RPI	S	Opponent	Score
12	A	Michigan St.	47 76	38	H	Miami (FL)	50 77	72	H	Central Mich.	59 68	116	H	Western Mich.	45 68
19	A	DePaul	88 75					75	A	Georgia Tech	77 84	129	H	UNI	64 60
20	A	Green Bay	51 65					89	H	Northwestern	72 81	142	A	Southern Ill.	69 68
								91	H	Missouri St.	62 73	142	H	Southern Ill.	83 59
								99	H	Drake	65 81	240	A	Rice	57 50
												244	A	Indiana St.	48 62
												279	H	Lamar	82 71
												293	H	Wichita St.	60 55
												313	A	Bradley	67 54
												314	A	Illinois St.	57 41
												318	A	Evansville	63 49
												318	H	Evansville	67 54
												337	A	Eastern Ill.	86 75
LAST 12 Division I GAMES:															
318	H	Evansville	67 54	91	H	Missouri St.	62 73								
142	H	Southern Ill.	83 59	293	H	Wichita St.	60 55								
99	H	Drake	65 81	142	A	Southern Ill.	69 68								
129	H	UNI	64 60	318	A	Evansville	63 49								
314	A	Illinois St.	57 41	313	A	Bradley	67 54								
244	A	Indiana St.	48 62	240	A	Rice	57 50								

Non-Div I Games:

Loyola Chicago

■ Loss,
 ■ Non-Conf,
 ■ S Site,
 ■ H Home
 ■ A Away
 N Neutral

Average RPI Win: 316		WON-LOST	WINNING	LAST 10	STRENGTH OF	OPP. STRENGTH	TEAM	ADJ.	CONF.	ADJ CONF.
Average RPI Loss: 164		RECORD	PCT. RANK	GAMES	SCHEDULE	OF SCHEDULE	RPI	RPI	RPI	RPI
DIV. I ONLY		9- 14	233	4- 6	242	342	255	255	28	28
DIV. I NON-CONF.		3- 8	258	0- 0	278	337	290	290	29	29
TOTALS	RPI 1-25		RPI 26-50		W-L RECORDS		RPI 51-100		RPI 101-150	RPI 150+
9- 14	0- 1		0- 0		OVERALL		0- 4		0- 0	9- 9
5- 5	0- 0		0- 0		HOME		0- 1		0- 0	5- 4
4- 9	0- 1		0- 0		AWAY		0- 3		0- 0	4- 5
0- 0	0- 0		0- 0		NEUTRAL		0- 0		0- 0	0- 0
3- 8	0- 1		0- 0		NON-CONFERENCE		0- 1		0- 0	3- 6
1- 3	0- 0		0- 0		HOME		0- 0		0- 0	1- 3
2- 5	0- 1		0- 0		AWAY		0- 1		0- 0	2- 3
0- 0	0- 0		0- 0		NEUTRAL		0- 0		0- 0	0- 0
6- 6	0- 0		0- 0		CONFERENCE		0- 3		0- 0	6- 3
4- 2	0- 0		0- 0		HOME		0- 1		0- 0	4- 1
2- 4	0- 0		0- 0		AWAY		0- 2		0- 0	2- 2
0- 0	0- 0		0- 0		NEUTRAL		0- 0		0- 0	0- 0

RPI 1-25				RPI 26-50				RPI 51-100				RPI 101+				Team's RPI: 255	
RPI	S	Opponent	Score	RPI	S	Opponent	Score	RPI	S	Opponent	Score	RPI	S	Opponent	Score		
11	A	Maryland	47 97					62	A	Villanova	55 67	158	A	Old Dominion	41 64		
								74	A	Army West Point	37 70	180	H	UMBC	46 52		
								74	H	Army West Point	44 52	197	H	William & Mary	61 62		
								90	A	Bucknell	64 71	205	A	Lehigh	48 66		
												205	H	Lehigh	68 76		
												208	H	Fairfield	45 71		
												231	A	Columbia	53 63		
												253	A	Navy	38 45		
												253	H	Navy	51 38		
												265	H	American	52 46		
												298	A	Colgate	65 49		
												332	A	Lafayette	55 51		
												332	H	Lafayette	66 65		
												335	A	Lipscomb	57 52		
												338	A	Mt. St. Mary's	65 63		
												344	A	St. Francis Brooklyn	54 64		
												346	H	Norfolk St.	75 67		
												348	H	Boston U.	63 54		
LAST 12 Division I GAMES:																	
253	A	Navy	38 45	348	H	Boston U.	63 54										
74	H	Army West Point	44 52	253	H	Navy	51 38										
205	H	Lehigh	68 76	74	A	Army West Point	37 70										
332	A	Lafayette	55 51	205	A	Lehigh	48 66										
298	A	Colgate	65 49	332	H	Lafayette	66 65										
90	A	Bucknell	64 71	265	H	American	52 46										

Non-Div I Games:

Loyola Maryland

Loss, Non-Conf, S Site, H Home A Away N Neutral

Loyola Marymount

Through Games Of Feb. 10, 2016

Average RPI Win:	268	WON-LOST	WINNING	LAST 10	STRENGTH OF	OPP. STRENGTH	TEAM	ADJ.	CONF.	ADJ CONF.
Average RPI Loss:	112	RECORD	PCT. RANK	GAMES	SCHEDULE	OF SCHEDULE	RPI	RPI	RPI	RPI
DIV. I ONLY	8- 16	257	2- 3	198	111	241	241	9	9	
DIV. I NON-CONF.	4- 7	222	1- 0	334	191	307	307	9	9	
TOTALS	RPI 1-25	RPI 26-50	W-L RECORDS	RPI 51-100	RPI 101-150	RPI 150+				
8- 16	0- 2	0- 2	OVERALL	0- 6	1- 1	7- 5				
4- 7	0- 1	0- 0	HOME	0- 3	0- 1	4- 2				
3- 9	0- 1	0- 2	AWAY	0- 3	1- 0	2- 3				
1- 0	0- 0	0- 0	NEUTRAL	0- 0	0- 0	1- 0				
4- 7	0- 0	0- 1	NON-CONFERENCE	0- 1	0- 0	4- 5				
2- 2	0- 0	0- 0	HOME	0- 0	0- 0	2- 2				
1- 5	0- 0	0- 1	AWAY	0- 1	0- 0	1- 3				
1- 0	0- 0	0- 0	NEUTRAL	0- 0	0- 0	1- 0				
4- 9	0- 2	0- 1	CONFERENCE	0- 5	1- 1	3- 0				
2- 5	0- 1	0- 0	HOME	0- 3	0- 1	2- 0				
2- 4	0- 1	0- 1	AWAY	0- 2	1- 0	1- 0				
0- 0	0- 0	0- 0	NEUTRAL	0- 0	0- 0	0- 0				

RPI 1-25				RPI 26-50				RPI 51-100				RPI 101+ Team's RPI: 241			
RPI	S	Opponent	Score	RPI	S	Opponent	Score	RPI	S	Opponent	Score	RPI	S	Opponent	Score
13	A	BYU	61 75	33	A	Missouri	48 80	66	A	San Diego	58 82	120	H	San Francisco	73 75
13	H	BYU	75 82	48	A	St. Mary's (CA)	57 72	66	H	San Diego	67 75	141	A	Pacific	63 60
								67	H	Santa Clara	56 57	151	A	Hawaii	51 65
								70	A	UC Riverside	62 80	179	A	Colorado	81 92
								87	A	Gonzaga	68 83	198	A	Cal Poly	58 70
								87	H	Gonzaga	59 66	248	H	San Diego St.	92 65
												251	H	Seattle	69 78
												267	A	UC Santa Barbara	70 63
												268	H	Pepperdine	79 69
												284	A	Portland	77 62
												284	H	Portland	62 52
												323	H	UC Irvine	95 50
												326	N	Nevada	69 58
												340	H	Cal St. Fullerton	73 75
LAST 12 Division I GAMES:															
323	H	UC Irvine	95 50	13	A	BYU	61 75	67	H	Santa Clara	56 57	120	H	San Francisco	73 75
284	A	Portland	77 62	48	A	St. Mary's (CA)	57 72	141	A	Pacific	63 60	151	A	Hawaii	51 65
87	A	Gonzaga	68 83	66	H	San Diego	67 75	179	A	Colorado	81 92	198	A	Cal Poly	58 70
66	H	San Diego	67 75	87	H	Gonzaga	59 66	248	H	San Diego St.	92 65	251	H	Seattle	69 78
13	H	BYU	75 82	268	H	Pepperdine	79 69	284	A	Portland	77 62	284	H	Portland	62 52
66	A	San Diego	58 82					323	H	UC Irvine	95 50	326	N	Nevada	69 58

Non-Div I Games:

Loyola Marymount

■ Loss,
 ■ Non-Conf,
 ■ S Site,
 ■ H Home
 ■ A Away
 N Neutral

Average RPI Win: 222	WON-LOST	WINNING	LAST 10	STRENGTH OF	OPP. STRENGTH	TEAM	ADJ.	CONF.	ADJ CONF.
Average RPI Loss: 91	RECORD	PCT. RANK	GAMES	SCHEDULE	OF SCHEDULE	RPI	RPI	RPI	RPI
DIV. I ONLY	18- 7	63	9- 1	233	134	88	88	15	15
DIV. I NON-CONF.	8- 6	136	0- 1	246	50	124	124	18	18
TOTALS	RPI 1-25	RPI 26-50	W-L RECORDS	RPI 51-100	RPI 101-150	RPI 150+			
18- 7	0- 0	0- 3	OVERALL	1- 1	3- 2	14- 1			
9- 0	0- 0	0- 0	HOME	0- 0	1- 0	8- 0			
7- 6	0- 0	0- 2	AWAY	0- 1	1- 2	6- 1			
2- 1	0- 0	0- 1	NEUTRAL	1- 0	1- 0	0- 0			
8- 6	0- 0	0- 2	NON-CONFERENCE	1- 1	2- 2	5- 1			
3- 0	0- 0	0- 0	HOME	0- 0	0- 0	3- 0			
3- 5	0- 0	0- 1	AWAY	0- 1	1- 2	2- 1			
2- 1	0- 0	0- 1	NEUTRAL	1- 0	1- 0	0- 0			
10- 1	0- 0	0- 1	CONFERENCE	0- 0	1- 0	9- 0			
6- 0	0- 0	0- 0	HOME	0- 0	1- 0	5- 0			
4- 1	0- 0	0- 1	AWAY	0- 0	0- 0	4- 0			
0- 0	0- 0	0- 0	NEUTRAL	0- 0	0- 0	0- 0			

RPI 1-25				RPI 26-50				RPI 51-100				Team's RPI: 88				RPI 101+			
RPI	S	Opponent	Score	RPI	S	Opponent	Score	RPI	S	Opponent	Score			RPI	S	Opponent	Score		
				47	N	Dayton	37 58	86	A	Minnesota	64 91			103	A	Boston College	48 55		
				49	A	Purdue	33 56	91	N	Missouri St.	69 65			107	A	North Carolina	58 59		
				50	A	Albany (NY)	59 64							113	H	Stony Brook	55 52		
														117	N	LSU	52 41		
														144	A	Harvard	64 53		
														180	A	UMBC	72 38		
														180	H	UMBC	65 55		
														195	A	Northeastern	44 56		
														210	A	Binghamton	52 38		
														211	H	Bryant	76 38		
														222	H	Hartford	61 43		
														234	H	Clemson	75 42		
														266	A	New Hampshire	62 52		
														266	H	New Hampshire	59 55		
														270	A	Dartmouth	59 41		
														277	H	Central Conn. St.	62 42		
														287	A	Vermont	62 41		
														287	H	Vermont	63 51		
														316	H	UMass Lowell	74 44		
														320	A	North Dakota St.	82 51		
LAST 12 Division I GAMES:																			
				266	H	New Hampshire	59 55	266	A	New Hampshire	62 52								
				180	A	UMBC	72 38	50	A	Albany (NY)	59 64								
				287	H	Vermont	63 51	316	H	UMass Lowell	74 44								
				210	A	Binghamton	52 38	180	H	UMBC	65 55								
				222	H	Hartford	61 43	287	A	Vermont	62 41								
				113	H	Stony Brook	55 52	107	A	North Carolina	58 59								

Non-Div I Games: Colby

82 42

Maine

■ Loss,
 ■ Non-Conf,
 ■ S Site,
 ■ Home
 ■ A Away
 N Neutral

Average RPI Win: 233	WON-LOST	WINNING	LAST 10	STRENGTH OF	OPP. STRENGTH	TEAM	ADJ.	CONF.	ADJ CONF.
Average RPI Loss: 197	RECORD	PCT. RANK	GAMES	SCHEDULE	OF SCHEDULE	RPI	RPI	RPI	RPI
DIV. I ONLY	11- 11	167	5- 4	273	274	219	219	23	23
DIV. I NON-CONF.	3- 6	234	0- 0	294	301	294	294	24	24
TOTALS	RPI 1-25	RPI 26-50	W-L RECORDS	RPI 51-100	RPI 101-150	RPI 150+			
11- 11	0- 0	0- 0	OVERALL	0- 1	2- 2	9- 8			
6- 4	0- 0	0- 0	HOME	0- 1	1- 0	5- 3			
5- 7	0- 0	0- 0	AWAY	0- 0	1- 2	4- 5			
0- 0	0- 0	0- 0	NEUTRAL	0- 0	0- 0	0- 0			
3- 6	0- 0	0- 0	NON-CONFERENCE	0- 1	0- 1	3- 4			
2- 2	0- 0	0- 0	HOME	0- 1	0- 0	2- 1			
1- 4	0- 0	0- 0	AWAY	0- 0	0- 1	1- 3			
0- 0	0- 0	0- 0	NEUTRAL	0- 0	0- 0	0- 0			
8- 5	0- 0	0- 0	CONFERENCE	0- 0	2- 1	6- 4			
4- 2	0- 0	0- 0	HOME	0- 0	1- 0	3- 2			
4- 3	0- 0	0- 0	AWAY	0- 0	1- 1	3- 2			
0- 0	0- 0	0- 0	NEUTRAL	0- 0	0- 0	0- 0			

RPI 1-25			RPI 26-50			RPI 51-100				RPI 101+			Team's RPI: 219				
RPI	S	Opponent	Score	RPI	S	Opponent	Score	RPI	S	Opponent	Score	RPI	S	Opponent	Score		
								90	H	Bucknell	56	61	106	A	Yale	36	62
													112	A	Iona	56	67
													112	H	Iona	63	56
													118	A	Quinnipiac	52	42
													152	H	Brown	80	56
													159	H	Fordham	49	60
													186	A	Marist	64	59
													186	H	Marist	73	79
													208	A	Fairfield	70	55
													208	H	Fairfield	57	59
													217	H	Canisius	77	55
													224	A	Siena	59	60
													261	A	Holy Cross	44	58
													265	A	American	48	52
													266	A	New Hampshire	57	72
													286	A	Monmouth	62	72
													289	H	Niagara	80	62
													292	A	Rider	74	70
													311	A	Fairleigh Dickinson	85	78
													333	H	Saint Peter's	64	47
													344	H	St. Francis Brooklyn	61	53
LAST 12 Division I GAMES:																	
				186	A	Marist	64	59					208	H	Fairfield	57	59
				217	H	Canisius	77	55					186	H	Marist	73	79
				286	A	Monmouth	62	72					224	A	Siena	59	60
				292	A	Rider	74	70					208	A	Fairfield	70	55
				333	H	Saint Peter's	64	47					112	A	Iona	56	67
				112	H	Iona	63	56					265	A	American	48	52

Non-Div I Games:

Manhattan

 Loss,
 Non-Conf,
 S Site,
 H Home
 A Away
N Neutral

Average RPI Win: 255	WON-LOST	WINNING	LAST 10	STRENGTH OF	OPP. STRENGTH	TEAM	ADJ.	CONF.	ADJ CONF.
Average RPI Loss: 114	RECORD	PCT. RANK	GAMES	SCHEDULE	OF SCHEDULE	RPI	RPI	RPI	RPI
DIV. I ONLY	12- 12	167	8- 2	181	207	186	186	23	23
DIV. I NON-CONF.	1- 9	325	0- 0	53	85	239	239	24	24
TOTALS	RPI 1-25	RPI 26-50	W-L RECORDS	RPI 51-100	RPI 101-150	RPI 150+			
12- 12	0- 1	0- 2	OVERALL	0- 3	2- 3	10- 3			
7- 4	0- 0	0- 1	HOME	0- 1	2- 0	5- 2			
5- 5	0- 0	0- 1	AWAY	0- 1	0- 2	5- 1			
0- 3	0- 1	0- 0	NEUTRAL	0- 1	0- 1	0- 0			
1- 9	0- 1	0- 2	NON-CONFERENCE	0- 3	0- 2	1- 1			
0- 3	0- 0	0- 1	HOME	0- 1	0- 0	0- 1			
1- 3	0- 0	0- 1	AWAY	0- 1	0- 1	1- 0			
0- 3	0- 1	0- 0	NEUTRAL	0- 1	0- 1	0- 0			
11- 3	0- 0	0- 0	CONFERENCE	0- 0	2- 1	9- 2			
7- 1	0- 0	0- 0	HOME	0- 0	2- 0	5- 1			
4- 2	0- 0	0- 0	AWAY	0- 0	0- 1	4- 1			
0- 0	0- 0	0- 0	NEUTRAL	0- 0	0- 0	0- 0			

RPI 1-25				RPI 26-50				RPI 51-100				RPI 101+ Team's RPI: 186			
RPI	S	Opponent	Score	RPI	S	Opponent	Score	RPI	S	Opponent	Score	RPI	S	Opponent	Score
16	N	Louisville	53 65	31	A	St. John's (NY)	47 61	60	A	South Dakota St.	68 77	112	A	Iona	49 69
				46	H	Princeton	44 77	78	H	Hofstra	67 71	112	H	Iona	62 61
								91	N	Missouri St.	45 77	117	N	LSU	49 72
												118	H	Quinnipiac	56 47
												119	A	Creighton	46 89
												194	H	Delaware	50 56
												208	A	Fairfield	72 57
												219	A	Manhattan	79 73
												219	H	Manhattan	59 64
												224	H	Siena	66 37
												286	A	Monmouth	52 60
												286	H	Monmouth	78 55
												289	H	Niagara	63 50
												292	A	Rider	74 56
												292	H	Rider	66 54
												333	A	Saint Peter's	74 55
												333	H	Saint Peter's	69 46
												348	A	Boston U.	73 54
LAST 12 Division I GAMES:															
219	H	Manhattan	59 64	286	H	Monmouth	78 55								
333	A	Saint Peter's	74 55	112	H	Iona	62 61								
292	A	Rider	74 56	219	A	Manhattan	79 73								
224	H	Siena	66 37	286	A	Monmouth	52 60								
333	H	Saint Peter's	69 46	112	A	Iona	49 69								
289	H	Niagara	63 50	292	H	Rider	66 54								

Non-Div I Games:

Marist

■ Loss,
 ■ Non-Conf,
 ■ S Site,
 ■ H Home
 ■ A Away
 N Neutral

Average RPI Win:	148	WON-LOST	WINNING	LAST 10	STRENGTH OF	OPP. STRENGTH	TEAM	ADJ.	CONF.	ADJ CONF.
Average RPI Loss:	63	RECORD	PCT. RANK	GAMES	SCHEDULE	OF SCHEDULE	RPI	RPI	RPI	RPI
DIV. I ONLY	11- 13	196	6- 4	26	58	84	84	6	6	
DIV. I NON-CONF.	5- 6	180	0- 0	23	65	91	91	6	6	
TOTALS	RPI 1-25	RPI 26-50	W-L RECORDS	RPI 51-100	RPI 101-150	RPI 150+				
11- 13	0- 4	2- 2	OVERALL	1- 3	3- 4	5- 0				
7- 3	0- 1	2- 0	HOME	1- 1	3- 1	1- 0				
3- 10	0- 3	0- 2	AWAY	0- 2	0- 3	3- 0				
1- 0	0- 0	0- 0	NEUTRAL	0- 0	0- 0	1- 0				
5- 6	0- 3	0- 0	NON-CONFERENCE	1- 1	1- 2	3- 0				
2- 2	0- 1	0- 0	HOME	1- 0	1- 1	0- 0				
2- 4	0- 2	0- 0	AWAY	0- 1	0- 1	2- 0				
1- 0	0- 0	0- 0	NEUTRAL	0- 0	0- 0	1- 0				
6- 7	0- 1	2- 2	CONFERENCE	0- 2	2- 2	2- 0				
5- 1	0- 0	2- 0	HOME	0- 1	2- 0	1- 0				
1- 6	0- 1	0- 2	AWAY	0- 1	0- 2	1- 0				
0- 0	0- 0	0- 0	NEUTRAL	0- 0	0- 0	0- 0				

RPI S	Opponent	Score	RPI S	Opponent	Score	RPI S	Opponent	Score	RPI S	Opponent	Score
7	H Oregon St.	58 65	29	A Seton Hall	68 99	56	H Auburn	70 69	105	A Georgetown	72 75
9	A Arizona St.	80 90	29	H Seton Hall	89 82	62	A Villanova	60 81	105	H Georgetown	87 72
19	A DePaul	86 91	31	A St. John's (NY)	77 81	62	H Villanova	75 82	114	H IUPUI	55 60
20	A Green Bay	55 75	31	H St. John's (NY)	67 64	81	A South Dakota	69 97	119	H Creighton	79 72
									133	A Xavier	66 71
									138	H Wisconsin	77 61
									147	A Northern Ky.	78 83
									174	A Milwaukee	101 81
									192	A Butler	80 64
									223	N Richmond	98 80
									250	H Providence	105 75
									306	A FIU	95 83
LAST 12 Division I GAMES:											
62	A Villanova	60 81	192	A Butler	80 64						
105	A Georgetown	72 75	133	A Xavier	66 71						
29	H Seton Hall	89 82	105	H Georgetown	87 72						
31	H St. John's (NY)	67 64	62	H Villanova	75 82						
119	H Creighton	79 72	31	A St. John's (NY)	77 81						
250	H Providence	105 75	29	A Seton Hall	68 99						

Non-Div I Games:

Marquette

Average RPI Win:	230	WON-LOST	WINNING	LAST 10	STRENGTH OF	OPP. STRENGTH	TEAM	ADJ.	CONF.	ADJ CONF.
Average RPI Loss:	104	RECORD	PCT. RANK	GAMES	SCHEDULE	OF SCHEDULE	RPI	RPI	RPI	RPI
DIV. I ONLY	14- 6	69	6- 4	263	177	134	134	12	12	
DIV. I NON-CONF.	8- 1	23	1- 0	311	338	125	125	10	10	
TOTALS	RPI 1-25	RPI 26-50	W-L RECORDS	RPI 51-100	RPI 101-150	RPI 150+				
14- 6	1- 0	0- 1	OVERALL	0- 3	1- 0	12- 2				
10- 2	1- 0	0- 0	HOME	0- 1	0- 0	9- 1				
4- 3	0- 0	0- 0	AWAY	0- 2	1- 0	3- 1				
0- 1	0- 0	0- 1	NEUTRAL	0- 0	0- 0	0- 0				
8- 1	0- 0	0- 1	NON-CONFERENCE	0- 0	1- 0	7- 0				
6- 0	0- 0	0- 0	HOME	0- 0	0- 0	6- 0				
2- 0	0- 0	0- 0	AWAY	0- 0	1- 0	1- 0				
0- 1	0- 0	0- 1	NEUTRAL	0- 0	0- 0	0- 0				
6- 5	1- 0	0- 0	CONFERENCE	0- 3	0- 0	5- 2				
4- 2	1- 0	0- 0	HOME	0- 1	0- 0	3- 1				
2- 3	0- 0	0- 0	AWAY	0- 2	0- 0	2- 1				
0- 0	0- 0	0- 0	NEUTRAL	0- 0	0- 0	0- 0				

RPI S	Opponent	Score	RPI S	Opponent	Score	RPI S	Opponent	Score	RPI S	Opponent	Score	Team's RPI: 134
24	H UTEP	79 64	34	N West Virginia	60 66	58	A Western Ky.	52 81	142	A Southern Ill.	61 55	
						80	A Middle Tenn.	54 65	158	H Old Dominion	80 62	
						92	H Charlotte	61 64	163	A Fla. Atlantic	73 84	
									165	H Cornell	73 47	
									166	A UAB	64 61	
									181	H Rhode Island	72 62	
									199	H North Texas	63 71	
									229	H UTSA	80 76	
									240	H Rice	81 52	
									275	H Saint Francis (PA)	81 73	
									295	A Morehead St.	104 101	
									306	A FIU	65 58	
									343	H NJIT	63 50	
									345	H Alabama A&M	81 45	
									346	H Norfolk St.	81 67	
LAST 12 Division I GAMES:												
229	H UTSA	80 76	240	H Rice	81 52							
24	H UTEP	79 64	199	H North Texas	63 71							
166	A UAB	64 61	306	A FIU	65 58							
80	A Middle Tenn.	54 65	163	A Fla. Atlantic	73 84							
158	H Old Dominion	80 62	58	A Western Ky.	52 81							
92	H Charlotte	61 64	142	A Southern Ill.	61 55							

Non-Div I Games: Brescia 92 40 West Va. Tech 83 39

Marshall

Loss, Non-Conf, S Site, H Home A Away N Neutral

Average RPI Win:	142	WON-LOST	WINNING	LAST 10	STRENGTH OF	OPP. STRENGTH	TEAM	ADJ.	CONF.	ADJ CONF.
Average RPI Loss:	4	RECORD	PCT. RANK	GAMES	SCHEDULE	OF SCHEDULE	RPI	RPI	RPI	RPI
DIV. I ONLY	21- 3	10	3- 1	61	30	11	11	4	4	
DIV. I NON-CONF.	11- 1	16	0- 0	149	144	32	32	4	4	
TOTALS	RPI 1-25	RPI 26-50	W-L RECORDS	RPI 51-100	RPI 101-150	RPI 150+				
21- 3	1- 3	3- 0	OVERALL	5- 0	2- 0	10- 0				
11- 1	1- 1	2- 0	HOME	2- 0	0- 0	6- 0				
7- 1	0- 1	1- 0	AWAY	2- 0	1- 0	3- 0				
3- 1	0- 1	0- 0	NEUTRAL	1- 0	1- 0	1- 0				
11- 1	0- 1	1- 0	NON-CONFERENCE	1- 0	1- 0	8- 0				
7- 0	0- 0	1- 0	HOME	0- 0	0- 0	6- 0				
1- 0	0- 0	0- 0	AWAY	0- 0	0- 0	1- 0				
3- 1	0- 1	0- 0	NEUTRAL	1- 0	1- 0	1- 0				
10- 2	1- 2	2- 0	CONFERENCE	4- 0	1- 0	2- 0				
4- 1	1- 1	1- 0	HOME	2- 0	0- 0	0- 0				
6- 1	0- 1	1- 0	AWAY	2- 0	1- 0	2- 0				
0- 0	0- 0	0- 0	NEUTRAL	0- 0	0- 0	0- 0				

RPI 1-25				RPI 26-50				RPI 51-100				RPI 101+			
RPI	S	Opponent	Score	RPI	S	Opponent	Score	RPI	S	Opponent	Score	RPI	S	Opponent	Score
2	N	UConn	73 83	28	H	Syracuse	82 64	51	A	Iowa	76 56	138	A	Wisconsin	90 65
5	A	Ohio St.	86 94	41	H	Indiana	86 63	60	N	South Dakota St.	62 55	145	N	Pittsburgh	70 49
5	H	Ohio St.	71 80	49	A	Purdue	87 67	73	H	Nebraska	89 50	155	A	Penn St.	89 53
12	H	Michigan St.	85 76					76	A	Michigan	74 67	158	N	Old Dominion	95 49
								89	H	Northwestern	80 62	160	A	Illinois	79 63
												161	H	Detroit	97 41
												178	H	Southern U.	94 61
												242	H	High Point	105 50
												255	H	Loyola Maryland	97 47
												277	H	Central Conn. St.	86 43
												316	H	UMass Lowell	102 53
												317	A	UMES	106 30
LAST 12 Division I GAMES:															
12	H	Michigan St.	85 76	89	H	Northwestern	80 62								
5	A	Ohio St.	86 94	76	A	Michigan	74 67								
49	A	Purdue	87 67	51	A	Iowa	76 56								
41	H	Indiana	86 63	73	H	Nebraska	89 50								
155	A	Penn St.	89 53	5	H	Ohio St.	71 80								
138	A	Wisconsin	90 65	160	A	Illinois	79 63								

Non-Div I Games:

Maryland

Massachusetts

Through Games Of Feb. 10, 2016

Average RPI Win:	239	WON-LOST	WINNING	LAST 10	STRENGTH OF	OPP. STRENGTH	TEAM	ADJ.	CONF.	ADJ CONF.
Average RPI Loss:	131	RECORD	PCT. RANK	GAMES	SCHEDULE	OF SCHEDULE	RPI	RPI	RPI	RPI
DIV. I ONLY	6- 17	288	0- 5	154	131	258	258	7	7	
DIV. I NON-CONF.	6- 6	160	0- 1	266	212	204	204	8	8	
TOTALS	RPI 1-25	RPI 26-50	W-L RECORDS	RPI 51-100	RPI 101-150	RPI 150+				
6- 17	0- 1	0- 3	OVERALL	1- 4	0- 2	5- 7				
4- 6	0- 0	0- 0	HOME	1- 2	0- 1	3- 3				
2- 10	0- 1	0- 3	AWAY	0- 1	0- 1	2- 4				
0- 1	0- 0	0- 0	NEUTRAL	0- 1	0- 0	0- 0				
6- 6	0- 0	0- 1	NON-CONFERENCE	1- 1	0- 2	5- 2				
4- 1	0- 0	0- 0	HOME	1- 0	0- 1	3- 0				
2- 4	0- 0	0- 1	AWAY	0- 0	0- 1	2- 2				
0- 1	0- 0	0- 0	NEUTRAL	0- 1	0- 0	0- 0				
0- 11	0- 1	0- 2	CONFERENCE	0- 3	0- 0	0- 5				
0- 5	0- 0	0- 0	HOME	0- 2	0- 0	0- 3				
0- 6	0- 1	0- 2	AWAY	0- 1	0- 0	0- 2				
0- 0	0- 0	0- 0	NEUTRAL	0- 0	0- 0	0- 0				

RPI	S	Opponent	Score	RPI	S	Opponent	Score	RPI	S	Opponent	Score	RPI	S	Opponent	Score	Team's RPI: 258
25	A	Duquesne	64 73	30	A	St. Bonaventure	41 66	63	N	Ball St.	54 81	137	H	Buffalo	48 56	
				36	A	George Washington	50 67	78	H	Hofstra	57 56	144	A	Harvard	65 67	
				43	A	Duke	46 70	79	A	Saint Louis	49 69	159	H	Fordham	55 60	
								94	H	Saint Joseph's	58 62	177	A	George Mason	59 64	
								98	H	VCU	66 74	179	A	Colorado	63 90	
												181	H	Rhode Island	79 80	
												211	A	Bryant	86 69	
												222	H	Hartford	63 57	
												223	H	Richmond	68 74	
												261	A	Holy Cross	74 60	
												277	A	Central Conn. St.	68 78	
												278	A	La Salle	57 66	
												316	H	UMass Lowell	84 58	
												348	H	Boston U.	73 56	
LAST 12 Division I GAMES:																
		63 N Ball St.	54 81			36 A George Washington	50 67									
		278 A La Salle	57 66			223 H Richmond	68 74									
		159 H Fordham	55 60			79 A Saint Louis	49 69									
		25 A Duquesne	64 73			30 A St. Bonaventure	41 66									
		177 A George Mason	59 64			94 H Saint Joseph's	58 62									
		181 H Rhode Island	79 80			98 H VCU	66 74									

Non-Div I Games:

Massachusetts

Loss, Non-Conf, S Site, H Home A Away N Neutral

Average RPI Win:	256	WON-LOST	WINNING	LAST 10	STRENGTH OF	OPP. STRENGTH	TEAM	ADJ.	CONF.	ADJ CONF.
Average RPI Loss:	151	RECORD	PCT. RANK	GAMES	SCHEDULE	OF SCHEDULE	RPI	RPI	RPI	RPI
DIV. I ONLY	13- 8	108	3- 1	317	193	170	170	27	27	
DIV. I NON-CONF.	5- 4	138	1- 0	156	68	95	95	26	26	
TOTALS	RPI 1-25	RPI 26-50	W-L RECORDS	RPI 51-100	RPI 101-150	RPI 150+				
13- 8	0- 1	0- 0	OVERALL	0- 3	2- 1	11- 3				
7- 1	0- 0	0- 0	HOME	0- 0	1- 0	6- 1				
5- 7	0- 1	0- 0	AWAY	0- 3	1- 1	4- 2				
1- 0	0- 0	0- 0	NEUTRAL	0- 0	0- 0	1- 0				
5- 4	0- 1	0- 0	NON-CONFERENCE	0- 2	1- 1	4- 0				
2- 0	0- 0	0- 0	HOME	0- 0	0- 0	2- 0				
2- 4	0- 1	0- 0	AWAY	0- 2	1- 1	1- 0				
1- 0	0- 0	0- 0	NEUTRAL	0- 0	0- 0	1- 0				
8- 4	0- 0	0- 0	CONFERENCE	0- 1	1- 0	7- 3				
5- 1	0- 0	0- 0	HOME	0- 0	1- 0	4- 1				
3- 3	0- 0	0- 0	AWAY	0- 1	0- 0	3- 2				
0- 0	0- 0	0- 0	NEUTRAL	0- 0	0- 0	0- 0				

RPI 1-25				RPI 26-50				RPI 51-100				RPI 101+ Team's RPI: 170			
RPI	S	Opponent	Score	RPI	S	Opponent	Score	RPI	S	Opponent	Score	RPI	S	Opponent	Score
4	A	Baylor	46 105					55	A	Chattanooga	53 68	132	H	Northwestern St.	78 74
								64	A	Abilene Christian	62 79	139	A	Ole Miss	56 96
								82	A	Tulane	55 74	145	A	Texas-Arlington	63 57
												164	A	Louisiana Tech	74 71
												233	A	Stephen F. Austin	55 80
												237	A	Houston Baptist	71 64
												240	H	Rice	61 53
												243	H	Sam Houston St.	82 79
												270	N	Dartmouth	78 56
												281	H	La.-Monroe	72 62
												305	A	Southeastern La.	83 74
												305	H	Southeastern La.	96 79
												308	A	Nicholls St.	81 85
												322	H	Incarinate Word	55 68
												330	H	A&M-Corpus Christi	72 51
												336	A	New Orleans	77 74
												336	H	New Orleans	92 63
LAST 12 Division I GAMES:															
145	A	Texas-Arlington	63 57	132	H	Northwestern St.	78 74	322	H	Incarinate Word	55 68				
305	A	Southeastern La.	83 74	243	H	Sam Houston St.	82 79	64	A	Abilene Christian	62 79				
308	A	Nicholls St.	81 85	330	H	A&M-Corpus Christi	72 51	237	A	Houston Baptist	71 64				
336	H	New Orleans	92 63												
336	A	New Orleans	77 74												
305	H	Southeastern La.	96 79												

Non-Div I Games: Loyola (LA) 70 69 Louisiana Col. 73 59 Southern-N.O. 97 61

McNeese St.

Loss, Non-Conf, S Site, H Home A Away N Neutral

Average RPI Win:	185	WON-LOST	WINNING	LAST 10	STRENGTH OF	OPP. STRENGTH	TEAM	ADJ.	CONF.	ADJ CONF.
Average RPI Loss:	96	RECORD	PCT. RANK	GAMES	SCHEDULE	OF SCHEDULE	RPI	RPI	RPI	RPI
DIV. I ONLY	14- 10	126	6- 4	135	70	115	115	8	8	
DIV. I NON-CONF.	6- 5	146	0- 0	145	101	155	155	7	7	
TOTALS	RPI 1-25	RPI 26-50	W-L RECORDS	RPI 51-100	RPI 101-150	RPI 150+				
14- 10	0- 2	1- 1	OVERALL	2- 3	2- 0	9- 4				
10- 4	0- 1	1- 1	HOME	1- 1	2- 0	6- 1				
4- 6	0- 1	0- 0	AWAY	1- 2	0- 0	3- 3				
0- 0	0- 0	0- 0	NEUTRAL	0- 0	0- 0	0- 0				
6- 5	0- 0	0- 1	NON-CONFERENCE	1- 2	2- 0	3- 2				
5- 2	0- 0	0- 1	HOME	0- 1	2- 0	3- 0				
1- 3	0- 0	0- 0	AWAY	1- 1	0- 0	0- 2				
0- 0	0- 0	0- 0	NEUTRAL	0- 0	0- 0	0- 0				
8- 5	0- 2	1- 0	CONFERENCE	1- 1	0- 0	6- 2				
5- 2	0- 1	1- 0	HOME	1- 0	0- 0	3- 1				
3- 3	0- 1	0- 0	AWAY	0- 1	0- 0	3- 1				
0- 0	0- 0	0- 0	NEUTRAL	0- 0	0- 0	0- 0				

RPI	S	Opponent	Score	RPI	S	Opponent	Score	RPI	S	Opponent	Score	RPI	S	Opponent	Score	Team's RPI: 115
2	A	UConn	40 83	36	H	George Washington	62 68	59	A	Temple	58 82	105	H	Georgetown	57 53	
2	H	UConn	46 86	42	H	South Fla.	88 87	72	A	Central Mich.	64 61	142	H	Southern Ill.	61 58	
								79	H	Saint Louis	57 63	154	A	SMU	49 58	
								82	H	Tulane	83 67	160	H	Illinois	81 75	
								86	A	Minnesota	60 70	171	A	Little Rock	53 61	
												184	A	Tulsa	69 58	
												184	H	Tulsa	59 65	
												189	A	Kansas	63 72	
												204	A	Cincinnati	64 47	
												204	H	Cincinnati	54 51	
												254	H	Houston	74 57	
												264	A	UCF	69 52	
												264	H	UCF	75 59	
												274	H	Jacksonville St.	70 55	
												337	H	Eastern Ill.	80 49	
LAST 12 Division I GAMES:																
264	A	UCF	69 52	154	A	SMU	49 58									
204	H	Cincinnati	54 51	2	H	UConn	46 86									
2	A	UConn	40 83	184	H	Tulsa	59 65									
264	H	UCF	75 59	204	A	Cincinnati	64 47									
184	A	Tulsa	69 58	254	H	Houston	74 57									
42	H	South Fla.	88 87	82	H	Tulane	83 67									

Non-Div I Games:

Memphis

■ Loss,
 ■ Non-Conf, S Site,
 ■ Home
 ■ Away
 N Neutral

Average RPI Win:	255	WON-LOST	WINNING	LAST 10	STRENGTH OF	OPP. STRENGTH	TEAM	ADJ.	CONF.	ADJ CONF.
Average RPI Loss:	84	RECORD	PCT. RANK	GAMES	SCHEDULE	OF SCHEDULE	RPI	RPI	RPI	RPI
DIV. I ONLY	16- 6	60	9- 1	275	200	126	126	17	17	
DIV. I NON-CONF.	8- 5	119	3- 0	220	250	154	154	16	16	
TOTALS	RPI 1-25	RPI 26-50	W-L RECORDS	RPI 51-100	RPI 101-150	RPI 150+				
16- 6	0- 1	0- 1	OVERALL	1- 2	1- 2	14- 0				
7- 3	0- 0	0- 0	HOME	1- 1	0- 2	6- 0				
8- 2	0- 1	0- 1	AWAY	0- 0	1- 0	7- 0				
1- 1	0- 0	0- 0	NEUTRAL	0- 1	0- 0	1- 0				
8- 5	0- 1	0- 1	NON-CONFERENCE	0- 2	0- 1	8- 0				
4- 2	0- 0	0- 0	HOME	0- 1	0- 1	4- 0				
3- 2	0- 1	0- 1	AWAY	0- 0	0- 0	3- 0				
1- 1	0- 0	0- 0	NEUTRAL	0- 1	0- 0	1- 0				
8- 1	0- 0	0- 0	CONFERENCE	1- 0	1- 1	6- 0				
3- 1	0- 0	0- 0	HOME	1- 0	0- 1	2- 0				
5- 0	0- 0	0- 0	AWAY	0- 0	1- 0	4- 0				
0- 0	0- 0	0- 0	NEUTRAL	0- 0	0- 0	0- 0				

RPI 1-25				RPI 26-50				RPI 51-100				RPI 101+ Team's RPI: 126			
RPI	S	Opponent	Score	RPI	S	Opponent	Score	RPI	S	Opponent	Score	RPI	S	Opponent	Score
14	A	Florida St.	36 79	27	A	Georgia	44 57	55	H	Chattanooga	67 44	121	A	Samford	63 60
								79	H	Saint Louis	60 68	142	H	Southern Ill.	52 55
								92	N	Charlotte	62 72	149	H	ETSU	53 55
												176	H	Col. of Charleston	66 58
												214	A	Furman	61 50
												269	H	Ga. Southern	62 50
												272	A	Tennessee Tech	63 47
												274	H	Jacksonville St.	46 39
												288	A	UNCG	86 78
												288	H	UNCG	81 47
												290	A	Kennesaw St.	72 61
												299	A	Florida A&M	54 50
												300	A	Western Caro.	92 88
												300	H	Western Caro.	63 42
												301	H	North Florida	68 54
												303	A	Wofford	70 61
												324	N	Howard	70 53
LAST 12 Division I GAMES:															
288	H	UNCG	81 47	121	A	Samford	63 60								
300	H	Western Caro.	63 42	300	A	Western Caro.	92 88								
214	A	Furman	61 50	288	A	UNCG	86 78								
303	A	Wofford	70 61	299	A	Florida A&M	54 50								
149	H	ETSU	53 55	301	H	North Florida	68 54								
55	H	Chattanooga	67 44	176	H	Col. of Charleston	66 58								

Non-Div I Games: Faulkner 86 33 Coastal Ga. 87 48

Mercer

Loss, Non-Conf, S Site, H Home A Away N Neutral

Average RPI Win:	158	WON-LOST	WINNING	LAST 10	STRENGTH OF	OPP. STRENGTH	TEAM	ADJ.	CONF.	ADJ CONF.
Average RPI Loss:	36	RECORD	PCT. RANK	GAMES	SCHEDULE	OF SCHEDULE	RPI	RPI	RPI	RPI
DIV. I ONLY	20- 4	19	7- 3	92	57	38	38	5	5	
DIV. I NON-CONF.	12- 1	9	1- 0	192	115	41	41	5	5	
TOTALS	RPI 1-25	RPI 26-50	W-L RECORDS	RPI 51-100	RPI 101-150	RPI 150+				
20- 4	0- 2	3- 1	OVERALL	2- 1	5- 0	10- 0				
12- 2	0- 1	2- 1	HOME	0- 0	3- 0	7- 0				
7- 1	0- 0	0- 0	AWAY	2- 1	2- 0	3- 0				
1- 1	0- 1	1- 0	NEUTRAL	0- 0	0- 0	0- 0				
12- 1	0- 1	1- 0	NON-CONFERENCE	1- 0	1- 0	9- 0				
8- 0	0- 0	0- 0	HOME	0- 0	1- 0	7- 0				
3- 0	0- 0	0- 0	AWAY	1- 0	0- 0	2- 0				
1- 1	0- 1	1- 0	NEUTRAL	0- 0	0- 0	0- 0				
8- 3	0- 1	2- 1	CONFERENCE	1- 1	4- 0	1- 0				
4- 2	0- 1	2- 1	HOME	0- 0	2- 0	0- 0				
4- 1	0- 0	0- 0	AWAY	1- 1	2- 0	1- 0				
0- 0	0- 0	0- 0	NEUTRAL	0- 0	0- 0	0- 0				

RPI 1-25				RPI 26-50				Team's RPI: 38				RPI 51-100				RPI 101+			
RPI	S	Opponent	Score	RPI	S	Opponent	Score	RPI	S	Opponent	Score	RPI	S	Opponent	Score	RPI	S	Opponent	Score
4	N	Baylor	81 88	28	H	Syracuse	51 57	92	A	Charlotte	77 70	101	H	Wright St.	80 67				
14	H	Florida St.	58 69	40	H	North Carolina St.	73 44	93	A	Virginia Tech	57 45	103	A	Boston College	67 62				
				41	N	Indiana	89 75	97	A	Virginia	56 76	107	A	North Carolina	76 61				
				43	H	Duke	61 53					123	H	Wake Forest	71 60				
												145	H	Pittsburgh	79 55				
												153	A	Loyola Chicago	77 50				
												158	A	Old Dominion	61 35				
												160	H	Illinois	73 64				
												174	H	Milwaukee	77 38				
												234	A	Clemson	83 49				
												247	H	Bethune-Cookman	55 47				
												252	H	Coppin St.	78 59				
												278	H	La Salle	86 58				
												306	H	FIU	83 55				
												316	H	UMass Lowell	84 53				
LAST 12 Division I GAMES:																			
				43	H	Duke	61 53	123	H	Wake Forest	71 60								
				103	A	Boston College	67 62	234	A	Clemson	83 49								
				28	H	Syracuse	51 57	145	H	Pittsburgh	79 55								
				93	A	Virginia Tech	57 45	97	A	Virginia	56 76								
				14	H	Florida St.	58 69	40	H	North Carolina St.	73 44								
				107	A	North Carolina	76 61	306	H	FIU	83 55								

Non-Div I Games:

Miami (FL)

■ Loss,
■ Non-Conf, S Site,
■ Home
■ Away
N Neutral

Average RPI Win:	260	WON-LOST	WINNING	LAST 10	STRENGTH OF	OPP. STRENGTH	TEAM	ADJ.	CONF.	ADJ CONF.
Average RPI Loss:	131	RECORD	PCT. RANK	GAMES	SCHEDULE	OF SCHEDULE	RPI	RPI	RPI	RPI
DIV. I ONLY	9- 13	222	3- 7	251	167	257	257	11	11	
DIV. I NON-CONF.	6- 5	146	0- 1	301	211	236	236	13	13	
TOTALS	RPI 1-25	RPI 26-50	W-L RECORDS	RPI 51-100	RPI 101-150	RPI 150+				
9- 13	0- 0	0- 0	OVERALL	0- 5	1- 4	8- 4				
7- 5	0- 0	0- 0	HOME	0- 1	1- 2	6- 2				
1- 8	0- 0	0- 0	AWAY	0- 4	0- 2	1- 2				
1- 0	0- 0	0- 0	NEUTRAL	0- 0	0- 0	1- 0				
6- 5	0- 0	0- 0	NON-CONFERENCE	0- 2	0- 1	6- 2				
4- 2	0- 0	0- 0	HOME	0- 0	0- 1	4- 1				
1- 3	0- 0	0- 0	AWAY	0- 2	0- 0	1- 1				
1- 0	0- 0	0- 0	NEUTRAL	0- 0	0- 0	1- 0				
3- 8	0- 0	0- 0	CONFERENCE	0- 3	1- 3	2- 2				
3- 3	0- 0	0- 0	HOME	0- 1	1- 1	2- 1				
0- 5	0- 0	0- 0	AWAY	0- 2	0- 2	0- 1				
0- 0	0- 0	0- 0	NEUTRAL	0- 0	0- 0	0- 0				

RPI 1-25				RPI 26-50				RPI 51-100				RPI 101+				Team's RPI: 257	
RPI	S	Opponent	Score	RPI	S	Opponent	Score	RPI	S	Opponent	Score	RPI	S	Opponent	Score		
								63	A	Ball St.	41	66	108	H	Toledo	50	55
								72	A	Central Mich.	54	77	109	A	Akron	65	77
								72	H	Central Mich.	58	72	116	A	Western Mich.	66	80
								76	A	Michigan	55	97	137	H	Buffalo	69	58
								85	A	UT Martin	47	74	147	H	Northern Ky.	57	71
													163	A	Fla. Atlantic	65	68
													203	H	Oakland	65	54
													207	H	Eastern Ky.	72	77
													209	A	Valparaiso	75	72
													238	H	Bowling Green	58	64
													245	A	Northern Ill.	73	92
													245	H	Northern Ill.	66	60
													280	H	Austin Peay	75	60
													295	H	Morehead St.	59	57
													318	H	Evansville	91	85
													325	N	LIU Brooklyn	68	49
													329	H	Kent St.	55	52
LAST 12 Division I GAMES:																	
245	A	Northern Ill.	73	92	116	A	Western Mich.	66	80								
109	A	Akron	65	77	108	H	Toledo	50	55								
329	H	Kent St.	55	52	63	A	Ball St.	41	66								
72	A	Central Mich.	54	77	245	H	Northern Ill.	66	60								
137	H	Buffalo	69	58	238	H	Bowling Green	58	64								
72	H	Central Mich.	58	72	163	A	Fla. Atlantic	65	68								

Non-Div I Games:

Miami (OH)

 Loss,
 Non-Conf,
 S Site,
 H Home
 A Away
N Neutral

Michigan

Through Games Of Feb. 10, 2016

Average RPI Win:	158	WON-LOST	WINNING	LAST 10	STRENGTH OF	OPP. STRENGTH	TEAM	ADJ.	CONF.	ADJ CONF.
Average RPI Loss:	41	RECORD	PCT. RANK	GAMES	SCHEDULE	OF SCHEDULE	RPI	RPI	RPI	RPI
DIV. I ONLY	13- 10	135	5- 5	21	59	76	76	4	4	
DIV. I NON-CONF.	8- 3	77	0- 0	86	181	74	74	4	4	
TOTALS	RPI 1-25	RPI 26-50	W-L RECORDS	RPI 51-100	RPI 101-150	RPI 150+				
13- 10	0- 4	0- 3	OVERALL	3- 2	2- 1	8- 0				
10- 5	0- 3	0- 1	HOME	2- 1	2- 0	6- 0				
3- 5	0- 1	0- 2	AWAY	1- 1	0- 1	2- 0				
0- 0	0- 0	0- 0	NEUTRAL	0- 0	0- 0	0- 0				
8- 3	0- 1	0- 1	NON-CONFERENCE	0- 0	2- 1	6- 0				
7- 1	0- 1	0- 0	HOME	0- 0	2- 0	5- 0				
1- 2	0- 0	0- 1	AWAY	0- 0	0- 1	1- 0				
0- 0	0- 0	0- 0	NEUTRAL	0- 0	0- 0	0- 0				
5- 7	0- 3	0- 2	CONFERENCE	3- 2	0- 0	2- 0				
3- 4	0- 2	0- 1	HOME	2- 1	0- 0	1- 0				
2- 3	0- 1	0- 1	AWAY	1- 1	0- 0	1- 0				
0- 0	0- 0	0- 0	NEUTRAL	0- 0	0- 0	0- 0				

RPI 1-25				RPI 26-50				RPI 51-100				RPI 101+			
RPI	S	Opponent	Score	RPI	S	Opponent	Score	RPI	S	Opponent	Score	RPI	S	Opponent	Score
5	H	Ohio St.	93 97	41	A	Indiana	69 77	51	A	Iowa	69 85	111	A	Eastern Mich.	63 64
10	H	UCLA	77 86	46	A	Princeton	57 74	51	H	Iowa	82 75	133	H	Xavier	92 54
11	H	Maryland	67 74	49	H	Purdue	63 65	73	H	Nebraska	81 93	145	H	Pittsburgh	82 45
12	A	Michigan St.	64 85					86	A	Minnesota	93 86	155	A	Penn St.	91 87
								86	H	Minnesota	92 76	157	H	Oral Roberts	61 44
												160	H	Illinois	96 83
												161	A	Detroit	88 61
												210	H	Binghamton	90 62
												222	H	Hartford	83 47
												227	H	USC Upstate	119 61
												257	H	Miami (OH)	97 55
LAST 12 Division I GAMES:															
160	H	Illinois	96 83	155	A	Penn St.	91 87								
12	A	Michigan St.	64 85	11	H	Maryland	67 74								
86	H	Minnesota	92 76	86	A	Minnesota	93 86								
51	A	Iowa	69 85	51	H	Iowa	82 75								
73	H	Nebraska	81 93	41	A	Indiana	69 77								
5	H	Ohio St.	93 97	49	H	Purdue	63 65								

Non-Div I Games:

Michigan

■ Loss,
 ■ Non-Conf, S Site,
 ■ Home
 ■ Away
 N Neutral

Average RPI Win:	122	WON-LOST	WINNING	LAST 10	STRENGTH OF	OPP. STRENGTH	TEAM	ADJ.	CONF.	ADJ CONF.
Average RPI Loss:	15	RECORD	PCT. RANK	GAMES	SCHEDULE	OF SCHEDULE	RPI	RPI	RPI	RPI
DIV. I ONLY	18- 5	36	3- 1	46	11	12	12	4	4	
DIV. I NON-CONF.	9- 2	37	0- 0	65	44	28	28	4	4	
TOTALS	RPI 1-25	RPI 26-50	W-L RECORDS	RPI 51-100	RPI 101-150	RPI 150+				
18- 5	0- 4	3- 1	OVERALL	4- 0	3- 0	8- 0				
11- 1	0- 1	3- 0	HOME	3- 0	2- 0	3- 0				
6- 3	0- 2	0- 1	AWAY	1- 0	1- 0	4- 0				
1- 1	0- 1	0- 0	NEUTRAL	0- 0	0- 0	1- 0				
9- 2	0- 2	1- 0	NON-CONFERENCE	0- 0	1- 0	7- 0				
5- 1	0- 1	1- 0	HOME	0- 0	1- 0	3- 0				
3- 0	0- 0	0- 0	AWAY	0- 0	0- 0	3- 0				
1- 1	0- 1	0- 0	NEUTRAL	0- 0	0- 0	1- 0				
9- 3	0- 2	2- 1	CONFERENCE	4- 0	2- 0	1- 0				
6- 0	0- 0	2- 0	HOME	3- 0	1- 0	0- 0				
3- 3	0- 2	0- 1	AWAY	1- 0	1- 0	1- 0				
0- 0	0- 0	0- 0	NEUTRAL	0- 0	0- 0	0- 0				

RPI 1-25				Team's RPI: 12		RPI 26-50				RPI 51-100				RPI 101+			
RPI	S	Opponent	Score	RPI	S	Opponent	Score	RPI	S	Opponent	Score	RPI	S	Opponent	Score		
4	N	Baylor	76 84	27	H	Georgia	66 45	51	A	Iowa	74 69	116	H	Western Mich.	78 40		
5	A	Ohio St.	80 85	39	H	Rutgers	59 48	51	H	Iowa	80 73	138	A	Wisconsin	77 54		
11	A	Maryland	76 85	41	A	Indiana	65 81	76	H	Michigan	85 64	138	H	Wisconsin	77 67		
16	H	Louisville	78 85	49	H	Purdue	68 56	89	H	Northwestern	74 51	153	H	Loyola Chicago	76 47		

Non-Div I Games:

Michigan St.

■ Loss,
■ Non-Conf,
■ S Site,
■ H Home
■ A Away
N Neutral

Average RPI Win:	189	WON-LOST	WINNING	LAST 10	STRENGTH OF	OPP. STRENGTH	TEAM	ADJ.	CONF.	ADJ CONF.
Average RPI Loss:	79	RECORD	PCT. RANK	GAMES	SCHEDULE	OF SCHEDULE	RPI	RPI	RPI	RPI
DIV. I ONLY	15- 7	81	8- 2	124	96	80	80	12	12	
DIV. I NON-CONF.	6- 5	146	0- 1	114	96	121	121	10	10	
TOTALS	RPI 1-25	RPI 26-50	W-L RECORDS	RPI 51-100	RPI 101-150	RPI 150+				
15- 7	0- 2	0- 1	OVERALL	3- 2	3- 1	9- 1				
7- 3	0- 1	0- 0	HOME	3- 1	2- 0	2- 1				
8- 3	0- 0	0- 1	AWAY	0- 0	1- 0	7- 0				
0- 1	0- 0	0- 0	NEUTRAL	0- 0	0- 1	0- 0				
6- 5	0- 1	0- 1	NON-CONFERENCE	1- 2	2- 1	3- 0				
3- 2	0- 1	0- 0	HOME	1- 1	1- 0	1- 0				
3- 2	0- 0	0- 1	AWAY	0- 1	1- 0	2- 0				
0- 1	0- 0	0- 0	NEUTRAL	0- 0	0- 1	0- 0				
9- 2	0- 1	0- 0	CONFERENCE	2- 0	1- 0	6- 1				
4- 1	0- 0	0- 0	HOME	2- 0	1- 0	1- 1				
5- 1	0- 1	0- 0	AWAY	0- 0	0- 0	5- 0				
0- 0	0- 0	0- 0	NEUTRAL	0- 0	0- 0	0- 0				

RPI 1-25				RPI 26-50				RPI 51-100 Team's RPI: 80				RPI 101+			
RPI	S	Opponent	Score	RPI	S	Opponent	Score	RPI	S	Opponent	Score	RPI	S	Opponent	Score
23	H	Kentucky	52 68	32	A	Ohio	49 72	58	H	Western Ky.	83 75	133	A	Xavier	62 53
24	A	UTEP	73 84					72	A	Central Mich.	59 81	134	H	Marshall	65 54
								91	H	Missouri St.	70 54	139	H	Ole Miss	84 75
								92	H	Charlotte	72 67	150	N	Alabama	46 64
								97	H	Virginia	66 70	158	H	Old Dominion	58 61
												163	A	Fla. Atlantic	83 73
												166	H	UAB	68 40
												199	A	North Texas	76 52
												229	A	UTSA	74 63
												240	A	Rice	61 60
												272	H	Tennessee Tech	69 53
												280	A	Austin Peay	86 55
												306	A	FIU	85 62
												326	A	Nevada	90 46
LAST 12 Division I GAMES:															
306	A	FIU	85 62	158	H	Old Dominion	58 61								
163	A	Fla. Atlantic	83 73	92	H	Charlotte	72 67								
58	H	Western Ky.	83 75	229	A	UTSA	74 63								
134	H	Marshall	65 54	24	A	UTEP	73 84								
240	A	Rice	61 60	166	H	UAB	68 40								
199	A	North Texas	76 52	32	A	Ohio	49 72								

Non-Div I Games:

Middle Tenn.

■ Loss,
 ■ Non-Conf, S Site,
 ■ Home
 ■ Away
 N Neutral

Average RPI Win:	252	WON-LOST	WINNING	LAST 10	STRENGTH OF	OPP. STRENGTH	TEAM	ADJ.	CONF.	ADJ CONF.
Average RPI Loss:	112	RECORD	PCT. RANK	GAMES	SCHEDULE	OF SCHEDULE	RPI	RPI	RPI	RPI
DIV. I ONLY	12- 9	129	7- 3	257	157	174	174	14	14	
DIV. I NON-CONF.	6- 5	146	2- 0	343	204	267	267	15	15	
TOTALS	RPI 1-25	RPI 26-50	W-L RECORDS	RPI 51-100	RPI 101-150	RPI 150+				
12- 9	0- 2	0- 1	OVERALL	0- 2	2- 1	10- 3				
6- 4	0- 1	0- 0	HOME	0- 1	0- 0	6- 2				
5- 5	0- 1	0- 1	AWAY	0- 1	2- 1	3- 1				
1- 0	0- 0	0- 0	NEUTRAL	0- 0	0- 0	1- 0				
6- 5	0- 0	0- 1	NON-CONFERENCE	0- 2	0- 0	6- 2				
3- 2	0- 0	0- 0	HOME	0- 1	0- 0	3- 1				
2- 3	0- 0	0- 1	AWAY	0- 1	0- 0	2- 1				
1- 0	0- 0	0- 0	NEUTRAL	0- 0	0- 0	1- 0				
6- 4	0- 2	0- 0	CONFERENCE	0- 0	2- 1	4- 1				
3- 2	0- 1	0- 0	HOME	0- 0	0- 0	3- 1				
3- 2	0- 1	0- 0	AWAY	0- 0	2- 1	1- 0				
0- 0	0- 0	0- 0	NEUTRAL	0- 0	0- 0	0- 0				

RPI 1-25				RPI 26-50				RPI 51-100				RPI 101+ Team's RPI: 174			
RPI	S	Opponent	Score	RPI	S	Opponent	Score	RPI	S	Opponent	Score	RPI	S	Opponent	Score
20	A	Green Bay	46 69	38	A	Miami (FL)	38 77	84	H	Marquette	81 101	101	A	Wright St.	82 60
20	H	Green Bay	42 63					89	A	Northwestern	44 69	122	A	Youngstown St.	67 69
												147	A	Northern Ky.	86 60
												161	H	Detroit	79 89
												163	A	Fla. Atlantic	67 71
												203	H	Oakland	77 64
												209	H	Valparaiso	82 60
												218	H	Ill.-Chicago	54 53
												245	H	Northern Ill.	73 58
												278	N	La Salle	69 53
												302	A	Cleveland St.	62 46
												307	H	Denver	49 56
												310	H	UMKC	70 48
												331	H	IPFW	73 60
												337	A	Eastern Ill.	82 71
												339	A	Chicago St.	55 48
LAST 12 Division I GAMES:															
20	A	Green Bay	46 69	218	H	Ill.-Chicago	54 53								
203	H	Oakland	77 64	302	A	Cleveland St.	62 46								
161	H	Detroit	79 89	122	A	Youngstown St.	67 69								
147	A	Northern Ky.	86 60	339	A	Chicago St.	55 48								
101	A	Wright St.	82 60	20	H	Green Bay	42 63								
209	H	Valparaiso	82 60	331	H	IPFW	73 60								

Non-Div I Games:

Milwaukee

■ Loss,
 ■ Non-Conf, S Site,
 ■ Home
 ■ Away
 N Neutral

Average RPI Win:	165	WON-LOST	WINNING	LAST 10	STRENGTH OF	OPP. STRENGTH	TEAM	ADJ.	CONF.	ADJ CONF.
Average RPI Loss:	74	RECORD	PCT. RANK	GAMES	SCHEDULE	OF SCHEDULE	RPI	RPI	RPI	RPI
DIV. I ONLY	16- 7	70	7- 3	165	31	86	86	4	4	
DIV. I NON-CONF.	8- 3	77	0- 0	244	195	141	141	4	4	
TOTALS	RPI 1-25	RPI 26-50	W-L RECORDS	RPI 51-100	RPI 101-150	RPI 150+				
16- 7	0- 0	2- 3	OVERALL	3- 3	3- 0	8- 1				
11- 2	0- 0	2- 0	HOME	2- 1	2- 0	5- 1				
4- 4	0- 0	0- 3	AWAY	1- 1	1- 0	2- 0				
1- 1	0- 0	0- 0	NEUTRAL	0- 1	0- 0	1- 0				
8- 3	0- 0	0- 1	NON-CONFERENCE	1- 1	2- 0	5- 1				
6- 1	0- 0	0- 0	HOME	1- 0	2- 0	3- 1				
1- 1	0- 0	0- 1	AWAY	0- 0	0- 0	1- 0				
1- 1	0- 0	0- 0	NEUTRAL	0- 1	0- 0	1- 0				
8- 4	0- 0	2- 2	CONFERENCE	2- 2	1- 0	3- 0				
5- 1	0- 0	2- 0	HOME	1- 1	0- 0	2- 0				
3- 3	0- 0	0- 2	AWAY	1- 1	1- 0	1- 0				
0- 0	0- 0	0- 0	NEUTRAL	0- 0	0- 0	0- 0				

RPI 1-25				RPI 26-50				RPI 51-100				Team's RPI: 86	RPI 101+			
RPI	S	Opponent	Score	RPI	S	Opponent	Score	RPI	S	Opponent	Score		RPI	S	Opponent	Score
				39	A	Rutgers	55 66	56	N	Auburn	79 81		115	H	Memphis	70 60
				39	H	Rutgers	85 72	76	A	Michigan	76 92		124	H	North Dakota	57 47
				41	H	Indiana	78 76	76	H	Michigan	86 93		138	A	Wisconsin	84 77
				43	A	Duke	64 84	88	H	Maine	91 64		155	H	Penn St.	98 85
				49	A	Purdue	72 84	89	A	Northwestern	112 106		160	A	Illinois	106 75
								89	H	Northwestern	95 92		160	H	Illinois	82 77
													175	N	Stetson	72 69
													182	H	New Mexico	53 72
													291	H	Towson	105 86
													303	H	Wofford	98 54
													329	A	Kent St.	85 73
													343	H	NJIT	83 50
LAST 12 Division I GAMES:																
				89	A	Northwestern	112 106	41	H	Indiana	78 76					
				39	H	Rutgers	85 72	49	A	Purdue	72 84					
				76	A	Michigan	76 92	76	H	Michigan	86 93					
				160	H	Illinois	82 77	160	A	Illinois	106 75					
				138	A	Wisconsin	84 77	155	H	Penn St.	98 85					
				89	H	Northwestern	95 92	39	A	Rutgers	55 66					

Non-Div I Games:

Minnesota

■ Loss,
■ Non-Conf,
S Site,
■ Home
■ Away
N Neutral

Average RPI Win:	153	WON-LOST	WINNING	LAST 10	STRENGTH OF	OPP. STRENGTH	TEAM	ADJ.	CONF.	ADJ CONF.
Average RPI Loss:	18	RECORD	PCT. RANK	GAMES	SCHEDULE	OF SCHEDULE	RPI	RPI	RPI	RPI
DIV. I ONLY	21- 4	18	7- 3	71	68	21	21	2	2	
DIV. I NON-CONF.	13- 1	8	1- 0	207	243	45	45	2	2	
TOTALS	RPI 1-25	RPI 26-50	W-L RECORDS	RPI 51-100	RPI 101-150	RPI 150+				
21- 4	2- 2	2- 2	OVERALL	2- 0	7- 0	8- 0				
13- 1	1- 1	1- 0	HOME	1- 0	4- 0	6- 0				
4- 3	1- 1	0- 2	AWAY	0- 0	2- 0	1- 0				
4- 0	0- 0	1- 0	NEUTRAL	1- 0	1- 0	1- 0				
13- 1	0- 1	1- 0	NON-CONFERENCE	1- 0	3- 0	8- 0				
8- 0	0- 0	0- 0	HOME	0- 0	2- 0	6- 0				
1- 1	0- 1	0- 0	AWAY	0- 0	0- 0	1- 0				
4- 0	0- 0	1- 0	NEUTRAL	1- 0	1- 0	1- 0				
8- 3	2- 1	1- 2	CONFERENCE	1- 0	4- 0	0- 0				
5- 1	1- 1	1- 0	HOME	1- 0	2- 0	0- 0				
3- 2	1- 0	0- 2	AWAY	0- 0	2- 0	0- 0				
0- 0	0- 0	0- 0	NEUTRAL	0- 0	0- 0	0- 0				

RPI 1-25				RPI 26-50				RPI 51-100				RPI 101+			
RPI	S	Opponent	Score	RPI	S	Opponent	Score	RPI	S	Opponent	Score	RPI	S	Opponent	Score
3	H	South Carolina	51 57	27	A	Georgia	43 47	56	H	Auburn	60 45	116	N	Western Mich.	90 68
8	A	Texas	47 53	33	A	Missouri	54 66	65	N	FGCU	65 60	117	A	LSU	71 52
15	H	Tennessee	65 63	33	H	Missouri	52 42					121	H	Samford	68 47
22	A	Florida	76 70	42	N	South Fla.	68 58					128	A	Arkansas	65 55
												128	H	Arkansas	80 55
												136	H	Southern Miss.	78 65
												139	H	Ole Miss	79 51
												154	N	SMU	72 70
												164	A	Louisiana Tech	93 63
												230	H	Grambling	107 43
												263	H	Tennessee St.	82 54
												294	H	Savannah St.	92 25
												305	H	Southeastern La.	81 41
												346	H	Norfolk St.	92 34
												347	H	Mississippi Val.	109 37
LAST 12 Division I GAMES:															
33	H	Missouri	52 42	139	H	Ole Miss	79 51								
117	A	LSU	71 52	33	A	Missouri	54 66								
128	A	Arkansas	65 55	128	H	Arkansas	80 55								
15	H	Tennessee	65 63	56	H	Auburn	60 45								
3	H	South Carolina	51 57	22	A	Florida	76 70								
27	A	Georgia	43 47	42	N	South Fla.	68 58								

Non-Div I Games:

Mississippi St.

■ Loss,
■ Non-Conf, S Site,
■ Home
■ Away
N Neutral

Average RPI Win:	334	WON-LOST	WINNING	LAST 10	STRENGTH OF	OPP. STRENGTH	TEAM	ADJ.	CONF.	ADJ CONF.
Average RPI Loss:	218	RECORD	PCT. RANK	GAMES	SCHEDULE	OF SCHEDULE	RPI	RPI	RPI	RPI
DIV. I ONLY	1- 18	348	0- 10	319	323	347	347	32	32	
DIV. I NON-CONF.	0- 8	338	0- 1	144	74	317	317	31	31	
TOTALS	RPI 1-25	RPI 26-50	W-L RECORDS	RPI 51-100	RPI 101-150	RPI 150+				
1- 18	0- 1	0- 0	OVERALL	0- 1	0- 4	1- 12				
1- 6	0- 0	0- 0	HOME	0- 0	0- 0	1- 6				
0- 11	0- 1	0- 0	AWAY	0- 1	0- 4	0- 5				
0- 1	0- 0	0- 0	NEUTRAL	0- 0	0- 0	0- 1				
0- 8	0- 1	0- 0	NON-CONFERENCE	0- 1	0- 4	0- 2				
0- 0	0- 0	0- 0	HOME	0- 0	0- 0	0- 0				
0- 7	0- 1	0- 0	AWAY	0- 1	0- 4	0- 1				
0- 1	0- 0	0- 0	NEUTRAL	0- 0	0- 0	0- 1				
1- 10	0- 0	0- 0	CONFERENCE	0- 0	0- 0	1- 10				
1- 6	0- 0	0- 0	HOME	0- 0	0- 0	1- 6				
0- 4	0- 0	0- 0	AWAY	0- 0	0- 0	0- 4				
0- 0	0- 0	0- 0	NEUTRAL	0- 0	0- 0	0- 0				

RPI 1-25			RPI 26-50			RPI 51-100			RPI 101+			Team's RPI: 347
RPI	S	Opponent	Score	RPI	S	Opponent	Score	RPI	S	Opponent	Score	
21	A	Mississippi St.	37 109					57	A	Vanderbilt	39 89	
								128	A	Arkansas	46 86	
								136	A	Southern Miss.	55 71	
								139	A	Ole Miss	61 97	
								150	A	Alabama	35 98	
								166	A	UAB	33 80	
								178	H	Southern U.	36 99	
								230	H	Grambling	52 65	
								235	A	Texas Southern	38 76	
								271	A	Prairie View	57 80	
								285	A	Alabama St.	50 100	
								285	H	Alabama St.	51 79	
								308	N	Nicholls St.	54 63	
								319	H	Alcorn	66 81	
								327	H	Jackson St.	46 72	
								334	H	Ark.-Pine Bluff	62 60	
								345	A	Alabama A&M	68 79	
								345	H	Alabama A&M	74 84	
LAST 12 Division I GAMES:												
345	H	Alabama A&M	74 84	178	H	Southern U.	36 99					
285	H	Alabama St.	51 79	319	H	Alcorn	66 81					
230	H	Grambling	52 65	345	A	Alabama A&M	68 79					
327	H	Jackson St.	46 72	285	A	Alabama St.	50 100					
271	A	Prairie View	57 80	334	H	Ark.-Pine Bluff	62 60					
235	A	Texas Southern	38 76	128	A	Arkansas	46 86					

Non-Div I Games: Philander Smith 64 53 Blue Mountain 72 67

Mississippi Val.

■ Loss,
 ■ Non-Conf,
 ■ S Site,
 ■ H Home
 ■ A Away
 N Neutral

Average RPI Win:	154	WON-LOST	WINNING	LAST 10	STRENGTH OF	OPP. STRENGTH	TEAM	ADJ.	CONF.	ADJ CONF.
Average RPI Loss:	35	RECORD	PCT. RANK	GAMES	SCHEDULE	OF SCHEDULE	RPI	RPI	RPI	RPI
DIV. I ONLY	18- 6	45	5- 5	64	33	33	33	2	2	
DIV. I NON-CONF.	13- 0	1	1- 0	251	140	38	38	2	2	
TOTALS	RPI 1-25	RPI 26-50	W-L RECORDS	RPI 51-100	RPI 101-150	RPI 150+				
18- 6	2- 4	2- 1	OVERALL	2- 0	3- 1	9- 0				
11- 2	2- 1	0- 1	HOME	1- 0	2- 0	6- 0				
6- 4	0- 1	2- 0	AWAY	1- 0	1- 0	2- 0				
1- 0	0- 0	0- 0	NEUTRAL	0- 0	0- 0	1- 0				
13- 0	0- 0	1- 0	NON-CONFERENCE	2- 0	1- 0	9- 0				
8- 0	0- 0	0- 0	HOME	1- 0	1- 0	6- 0				
4- 0	0- 0	1- 0	AWAY	1- 0	0- 0	2- 0				
1- 0	0- 0	0- 0	NEUTRAL	0- 0	0- 0	1- 0				
5- 6	2- 4	1- 1	CONFERENCE	0- 0	2- 1	0- 0				
3- 2	2- 1	0- 1	HOME	0- 0	1- 0	0- 0				
2- 4	0- 3	1- 0	AWAY	0- 0	1- 1	0- 0				
0- 0	0- 0	0- 0	NEUTRAL	0- 0	0- 0	0- 0				

RPI 1-25				RPI 26-50				Team's RPI: 33				RPI 51-100				RPI 101+			
RPI	S	Opponent	Score	RPI	S	Opponent	Score	RPI	S	Opponent	Score	RPI	S	Opponent	Score	RPI	S	Opponent	Score
3	A	South Carolina	58 83	27	A	Georgia	54 48	91	A	Missouri St.	71 55	117	H	LSU	52 46				
15	H	Tennessee	55 71	27	H	Georgia	50 65	92	H	Charlotte	88 71	123	H	Wake Forest	94 81				
18	A	Texas A&M	77 81	48	A	St. Mary's (CA)	95 78					128	A	Arkansas	52 64				
21	A	Mississippi St.	42 52									139	A	Ole Miss	60 46				
21	H	Mississippi St.	66 54									173	H	SIUE	75 46				
22	H	Florida	79 64									179	A	Colorado	79 75				
												195	N	Northeastern	69 56				
												196	H	Southeast Mo. St.	74 32				
												202	H	Texas St.	82 56				
												241	H	Loyola Marymount	80 48				
												279	H	Lamar	91 57				
												293	A	Wichita St.	57 37				
												334	H	Ark.-Pine Bluff	85 34				
LAST 12 Division I GAMES:																			
21	A	Mississippi St.	42 52	128	A	Arkansas	52 64												
27	H	Georgia	50 65	21	H	Mississippi St.	66 54												
139	A	Ole Miss	60 46	3	A	South Carolina	58 83												
117	H	LSU	52 46	27	A	Georgia	54 48												
22	H	Florida	79 64	15	H	Tennessee	55 71												
18	A	Texas A&M	77 81	92	H	Charlotte	88 71												

Non-Div I Games:

Missouri

Average RPI Win:	207	WON-LOST	WINNING	LAST 10	STRENGTH OF	OPP. STRENGTH	TEAM	ADJ.	CONF.	ADJ CONF.
Average RPI Loss:	69	RECORD	PCT. RANK	GAMES	SCHEDULE	OF SCHEDULE	RPI	RPI	RPI	RPI
DIV. I ONLY	14- 8	102	7- 3	104	125	91	91	21	21	
DIV. I NON-CONF.	6- 5	146	1- 0	29	32	81	81	17	17	
TOTALS	RPI 1-25	RPI 26-50	W-L RECORDS	RPI 51-100	RPI 101-150	RPI 150+				
14- 8	0- 2	0- 1	OVERALL	0- 4	4- 1	10- 0				
4- 4	0- 1	0- 1	HOME	0- 1	1- 1	3- 0				
9- 2	0- 0	0- 0	AWAY	0- 2	3- 0	6- 0				
1- 2	0- 1	0- 0	NEUTRAL	0- 1	0- 0	1- 0				
6- 5	0- 2	0- 1	NON-CONFERENCE	0- 2	2- 0	4- 0				
2- 2	0- 1	0- 1	HOME	0- 0	0- 0	2- 0				
3- 1	0- 0	0- 0	AWAY	0- 1	2- 0	1- 0				
1- 2	0- 1	0- 0	NEUTRAL	0- 1	0- 0	1- 0				
8- 3	0- 0	0- 0	CONFERENCE	0- 2	2- 1	6- 0				
2- 2	0- 0	0- 0	HOME	0- 1	1- 1	1- 0				
6- 1	0- 0	0- 0	AWAY	0- 1	1- 0	5- 0				
0- 0	0- 0	0- 0	NEUTRAL	0- 0	0- 0	0- 0				

RPI 1-25				RPI 26-50				RPI 51-100				Team's RPI: 91	RPI 101+			
RPI	S	Opponent	Score	RPI	S	Opponent	Score	RPI	S	Opponent	Score		RPI	S	Opponent	Score
6	N	Stanford	65 82	33	H	Missouri	55 71	80	A	Middle Tenn.	54 70		128	A	Arkansas	69 54
17	H	Oklahoma St.	55 74					88	N	Maine	65 69		129	A	UNI	78 75
								99	A	Drake	72 95		129	H	UNI	60 65
								99	H	Drake	75 82		139	A	Ole Miss	91 78
													142	H	Southern Ill.	82 77
													153	A	Loyola Chicago	73 62
													157	H	Oral Roberts	72 64
													171	A	Little Rock	64 58
													186	N	Marist	77 45
													207	H	Eastern Ky.	87 63
													244	A	Indiana St.	59 51
													293	A	Wichita St.	77 57
													313	A	Bradley	55 44
													314	A	Illinois St.	73 51
													318	H	Evansville	77 70
LAST 12 Division I GAMES:																
				99	A	Drake	72 95	313	A	Bradley	55 44					
				129	A	UNI	78 75	129	H	UNI	60 65					
				293	A	Wichita St.	77 57	99	H	Drake	75 82					
				142	H	Southern Ill.	82 77	244	A	Indiana St.	59 51					
				318	H	Evansville	77 70	314	A	Illinois St.	73 51					
				153	A	Loyola Chicago	73 62	171	A	Little Rock	64 58					

Non-Div I Games: MidAmerica Naz. 88 61

Missouri St.

Loss, Non-Conf, S Site, H Home A Away N Neutral

Average RPI Win: 245	WON-LOST	WINNING	LAST 10	STRENGTH OF	OPP. STRENGTH	TEAM	ADJ.	CONF.	ADJ CONF.
Average RPI Loss: 193	RECORD	PCT. RANK	GAMES	SCHEDULE	OF SCHEDULE	RPI	RPI	RPI	RPI
DIV. I ONLY	8- 15	251	4- 6	277	282	286	286	23	23
DIV. I NON-CONF.	2- 7	280	0- 0	318	319	333	333	24	24
TOTALS	RPI 1-25	RPI 26-50	W-L RECORDS	RPI 51-100	RPI 101-150	RPI 150+			
8- 15	0- 0	0- 1	OVERALL	0- 0	1- 4	7- 10			
6- 6	0- 0	0- 0	HOME	0- 0	1- 2	5- 4			
2- 9	0- 0	0- 1	AWAY	0- 0	0- 2	2- 6			
0- 0	0- 0	0- 0	NEUTRAL	0- 0	0- 0	0- 0			
2- 7	0- 0	0- 1	NON-CONFERENCE	0- 0	0- 1	2- 5			
1- 3	0- 0	0- 0	HOME	0- 0	0- 1	1- 2			
1- 4	0- 0	0- 1	AWAY	0- 0	0- 0	1- 3			
0- 0	0- 0	0- 0	NEUTRAL	0- 0	0- 0	0- 0			
6- 8	0- 0	0- 0	CONFERENCE	0- 0	1- 3	5- 5			
5- 3	0- 0	0- 0	HOME	0- 0	1- 1	4- 2			
1- 5	0- 0	0- 0	AWAY	0- 0	0- 2	1- 3			
0- 0	0- 0	0- 0	NEUTRAL	0- 0	0- 0	0- 0			

RPI 1-25			RPI 26-50			RPI 51-100			RPI 101+			Team's RPI: 286			
RPI	S	Opponent	Score	RPI	S	Opponent	Score	RPI	S	Opponent	Score	RPI	S	Opponent	Score
				46	A	Princeton	70 81					111	H	Eastern Mich.	68 78
												112	A	Iona	56 68
												112	H	Iona	49 64
												118	A	Quinnipiac	58 85
												118	H	Quinnipiac	63 60
												183	H	Robert Morris	47 60
												186	A	Marist	55 78
												186	H	Marist	60 52
												205	A	Lehigh	88 95
												208	H	Fairfield	60 68
												217	H	Canisius	79 75
												219	H	Manhattan	72 62
												224	A	Siena	54 64
												224	H	Siena	63 69
												250	A	Providence	59 71
												278	H	La Salle	50 65
												289	H	Niagara	83 60
												292	A	Rider	87 75
												298	A	Colgate	86 80
												311	A	Fairleigh Dickinson	75 81
												333	A	Saint Peter's	62 67
												344	H	St. Francis Brooklyn	63 54
LAST 12 Division I GAMES:															
				217	H	Canisius	79 75					292	A	Rider	87 75
				112	A	Iona	56 68					186	A	Marist	55 78
				219	H	Manhattan	72 62					224	A	Siena	54 64
				208	H	Fairfield	60 68					186	H	Marist	60 52
				118	A	Quinnipiac	58 85					333	A	Saint Peter's	62 67
				112	H	Iona	49 64					118	H	Quinnipiac	63 60

Non-Div I Games:

Monmouth

■ Loss,
 ■ Non-Conf,
 ■ S Site,
 ■ H Home
 ■ A Away
 N Neutral

Montana

Through Games Of Feb. 10, 2016

Average RPI Win: 236	WON-LOST	WINNING	LAST 10	STRENGTH OF	OPP. STRENGTH	TEAM	ADJ.	CONF.	ADJ CONF.
Average RPI Loss: 175	RECORD	PCT. RANK	GAMES	SCHEDULE	OF SCHEDULE	RPI	RPI	RPI	RPI
DIV. I ONLY	12- 9	129	5- 5	315	182	225	225	20	20
DIV. I NON-CONF.	6- 4	125	1- 0	265	218	194	194	21	21
TOTALS	RPI 1-25	RPI 26-50	W-L RECORDS	RPI 51-100	RPI 101-150	RPI 150+			
12- 9	0- 0	0- 0	OVERALL	1- 1	1- 2	10- 6			
10- 2	0- 0	0- 0	HOME	0- 0	1- 1	9- 1			
1- 7	0- 0	0- 0	AWAY	0- 1	0- 1	1- 5			
1- 0	0- 0	0- 0	NEUTRAL	1- 0	0- 0	0- 0			
6- 4	0- 0	0- 0	NON-CONFERENCE	1- 1	1- 0	4- 3			
5- 1	0- 0	0- 0	HOME	0- 0	1- 0	4- 1			
0- 3	0- 0	0- 0	AWAY	0- 1	0- 0	0- 2			
1- 0	0- 0	0- 0	NEUTRAL	1- 0	0- 0	0- 0			
6- 5	0- 0	0- 0	CONFERENCE	0- 0	0- 2	6- 3			
5- 1	0- 0	0- 0	HOME	0- 0	0- 1	5- 0			
1- 4	0- 0	0- 0	AWAY	0- 0	0- 1	1- 3			
0- 0	0- 0	0- 0	NEUTRAL	0- 0	0- 0	0- 0			

RPI 1-25			RPI 26-50			RPI 51-100			RPI 101+			Team's RPI: 225
RPI	S	Opponent	Score	RPI	S	Opponent	Score	RPI	S	Opponent	Score	
						54 A Colorado St.	43 75	124 H North Dakota			59 61	
						83 N Drexel	58 50	140 A Idaho			61 78	
								141 H Pacific			64 54	
								162 A Montana St.			52 61	
								163 H Fla. Atlantic			83 69	
								168 H Northern Colo.			58 46	
								185 A Eastern Wash.			65 67	
								205 A Lehigh			53 80	
								206 A Sacramento St.			75 83	
								206 H Sacramento St.			90 83	
								221 H Utah St.			86 70	
								249 A Wyoming			61 68	
								251 H Seattle			44 58	
								260 H Northern Ariz.			81 58	
								284 H Portland			90 67	
								321 A Portland St.			79 58	
								321 H Portland St.			76 57	
								328 H Southern Utah			66 60	
								340 H Cal St. Fullerton			86 51	
LAST 12 Division I GAMES:												
321	H	Portland St.	76 57	168	H	Northern Colo.	58 46					
206	H	Sacramento St.	90 83	206	A	Sacramento St.	75 83					
162	A	Montana St.	52 61	321	A	Portland St.	79 58					
185	A	Eastern Wash.	65 67	328	H	Southern Utah	66 60					
140	A	Idaho	61 78	260	H	Northern Ariz.	81 58					
124	H	North Dakota	59 61	221	H	Utah St.	86 70					

Non-Div I Games: Mont. St.-Northern 80 32

Montana

Loss, Non-Conf, S Site, H Home A Away N Neutral

Average RPI Win:	255	WON-LOST	WINNING	LAST 10	STRENGTH OF	OPP. STRENGTH	TEAM	ADJ.	CONF.	ADJ CONF.
Average RPI Loss:	157	RECORD	PCT. RANK	GAMES	SCHEDULE	OF SCHEDULE	RPI	RPI	RPI	RPI
DIV. I ONLY	15- 5	45	9- 1	339	188	162	162	20	20	
DIV. I NON-CONF.	5- 4	138	0- 0	337	262	247	247	21	21	
TOTALS	RPI 1-25	RPI 26-50	W-L RECORDS	RPI 51-100	RPI 101-150	RPI 150+				
15- 5	0- 0	0- 0	OVERALL	0- 2	2- 0	13- 3				
9- 1	0- 0	0- 0	HOME	0- 1	1- 0	8- 0				
5- 4	0- 0	0- 0	AWAY	0- 1	1- 0	4- 3				
1- 0	0- 0	0- 0	NEUTRAL	0- 0	0- 0	1- 0				
5- 4	0- 0	0- 0	NON-CONFERENCE	0- 2	0- 0	5- 2				
2- 1	0- 0	0- 0	HOME	0- 1	0- 0	2- 0				
2- 3	0- 0	0- 0	AWAY	0- 1	0- 0	2- 2				
1- 0	0- 0	0- 0	NEUTRAL	0- 0	0- 0	1- 0				
10- 1	0- 0	0- 0	CONFERENCE	0- 0	2- 0	8- 1				
7- 0	0- 0	0- 0	HOME	0- 0	1- 0	6- 0				
3- 1	0- 0	0- 0	AWAY	0- 0	1- 0	2- 1				
0- 0	0- 0	0- 0	NEUTRAL	0- 0	0- 0	0- 0				

RPI S	Opponent	Score	RPI S	Opponent	Score	RPI S	Opponent	Score	RPI S	Opponent	Score
						66	H San Diego	49 62	124	H North Dakota	69 61
						87	A Gonzaga	52 65	140	A Idaho	62 59
									168	H Northern Colo.	66 58
									185	A Eastern Wash.	69 81
									198	A Cal Poly	57 66
									206	A Sacramento St.	80 79
									206	H Sacramento St.	116 99
									225	H Montana	61 52
									249	A Wyoming	69 75
									251	A Seattle	80 51
									260	H Northern Ariz.	86 77
									284	H Portland	86 57
									318	N Evansville	81 55
									321	A Portland St.	106 59
									321	H Portland St.	74 64
									326	A Nevada	66 53
									328	H Southern Utah	86 59
									340	H Cal St. Fullerton	89 66
LAST 12 Division I GAMES:											
206	H	Sacramento St.	116	99	124	H	North Dakota	69	61		
321	H	Portland St.	74	64	321	A	Portland St.	106	59		
225	H	Montana	61	52	206	A	Sacramento St.	80	79		
140	A	Idaho	62	59	260	H	Northern Ariz.	86	77		
185	A	Eastern Wash.	69	81	328	H	Southern Utah	86	59		
168	H	Northern Colo.	66	58	249	A	Wyoming	69	75		

Non-Div I Games: Montana Western 74 36 Carroll (MT) 74 34

Montana St.

Loss, Non-Conf, S Site, H Home A Away N Neutral

Average RPI Win:	302	WON-LOST	WINNING	LAST 10	STRENGTH OF	OPP. STRENGTH	TEAM	ADJ.	CONF.	ADJ CONF.
Average RPI Loss:	188	RECORD	PCT. RANK	GAMES	SCHEDULE	OF SCHEDULE	RPI	RPI	RPI	RPI
DIV. I ONLY	7- 16	273	3- 7	301	295	295	295	24	24	
DIV. I NON-CONF.	4- 8	234	0- 1	276	324	271	271	23	23	
TOTALS	RPI 1-25	RPI 26-50	W-L RECORDS	RPI 51-100	RPI 101-150	RPI 150+				
7- 16	0- 1	0- 1	OVERALL	0- 1	0- 3	7- 10				
4- 5	0- 0	0- 0	HOME	0- 1	0- 1	4- 3				
3- 11	0- 0	0- 0	AWAY	0- 0	0- 0	3- 0				
0- 0	0- 0	0- 0	NEUTRAL	0- 0	0- 0	0- 0				
4- 8	0- 1	0- 1	NON-CONFERENCE	0- 0	0- 2	4- 4				
2- 2	0- 0	0- 0	HOME	0- 0	0- 1	2- 1				
2- 6	0- 1	0- 1	AWAY	0- 0	0- 1	2- 3				
0- 0	0- 0	0- 0	NEUTRAL	0- 0	0- 0	0- 0				
3- 8	0- 0	0- 0	CONFERENCE	0- 1	0- 1	3- 6				
2- 3	0- 0	0- 0	HOME	0- 1	0- 0	2- 2				
1- 5	0- 0	0- 0	AWAY	0- 0	0- 1	1- 4				
0- 0	0- 0	0- 0	NEUTRAL	0- 0	0- 0	0- 0				

RPI 1-25				RPI 26-50				RPI 51-100				RPI 101+ Team's RPI: 295			
RPI	S	Opponent	Score	RPI	S	Opponent	Score	RPI	S	Opponent	Score	RPI	S	Opponent	Score
23	A	Kentucky	57 112	34	A	West Virginia	56 94	85	H	UT Martin	67 85	110	A	Belmont	71 99
												134	H	Marshall	101 104
												142	A	Southern Ill.	69 102
												173	A	SIUE	81 90
												196	H	Southeast Mo. St.	79 89
												207	A	Eastern Ky.	93 100
												227	H	USC Upstate	72 86
												257	A	Miami (OH)	57 59
												262	A	Georgia St.	99 90
												263	A	Tennessee St.	76 78
												267	A	UC Santa Barbara	78 93
												272	H	Tennessee Tech	75 71
												274	H	Jacksonville St.	67 63
												276	A	Murray St.	79 83
												280	H	Austin Peay	75 96
												290	H	Kennesaw St.	83 77
												335	A	Lipscomb	92 77
												337	A	Eastern Ill.	85 77
												339	A	Chicago St.	71 75
												345	H	Alabama A&M	112 69
LAST 12 Division I GAMES:															
263	A	Tennessee St.	76 78	337	A	Eastern Ill.	85 77								
110	A	Belmont	71 99	173	A	SIUE	81 90								
207	A	Eastern Ky.	93 100	85	H	UT Martin	67 85								
272	H	Tennessee Tech	75 71	196	H	Southeast Mo. St.	79 89								
274	H	Jacksonville St.	67 63	276	A	Murray St.	79 83								
280	H	Austin Peay	75 96	267	A	UC Santa Barbara	78 93								

Non-Div I Games: Ky. Christian 121 91 Mt. St. Joseph 117 53

Morehead St.

■ Loss,
 ■ Non-Conf,
 ■ S Site,
 ■ H Home
 ■ A Away
 N Neutral

Average RPI Win:	282	WON-LOST	WINNING	LAST 10	STRENGTH OF	OPP. STRENGTH	TEAM	ADJ.	CONF.	ADJ CONF.
Average RPI Loss:	150	RECORD	PCT. RANK	GAMES	SCHEDULE	OF SCHEDULE	RPI	RPI	RPI	RPI
DIV. I ONLY	9- 12	209	8- 2	174	325	216	216	30	30	
DIV. I NON-CONF.	1- 10	330	1- 3	16	295	246	246	30	30	
TOTALS	RPI 1-25	RPI 26-50	W-L RECORDS	RPI 51-100	RPI 101-150	RPI 150+				
9- 12	0- 0	0- 1	OVERALL	1- 3	0- 1	8- 7				
5- 3	0- 0	0- 0	HOME	1- 0	0- 0	4- 3				
4- 7	0- 0	0- 0	AWAY	0- 0	0- 0	4- 1				
0- 2	0- 0	0- 0	NEUTRAL	0- 1	0- 0	0- 1				
1- 10	0- 0	0- 1	NON-CONFERENCE	1- 3	0- 1	0- 5				
1- 2	0- 0	0- 0	HOME	1- 0	0- 0	0- 2				
0- 6	0- 0	0- 1	AWAY	0- 2	0- 1	0- 2				
0- 2	0- 0	0- 0	NEUTRAL	0- 1	0- 0	0- 1				
8- 2	0- 0	0- 0	CONFERENCE	0- 0	0- 0	8- 2				
4- 1	0- 0	0- 0	HOME	0- 0	0- 0	4- 1				
4- 1	0- 0	0- 0	AWAY	0- 0	0- 0	4- 1				
0- 0	0- 0	0- 0	NEUTRAL	0- 0	0- 0	0- 0				

RPI S	Opponent	Score	RPI S	Opponent	Score	RPI S	Opponent	Score	RPI S	Opponent	Score	Team's RPI: 216
28	A Syracuse	61 90	53	A James Madison	31 92	113	A Stony Brook	42 46				
			54	N Colorado St.	36 54	152	A Brown	45 72				
			90	H Bucknell	64 50	167	H Hampton	51 65				
			93	A Virginia Tech	33 73	180	H UMBC	46 65				
						183	A Robert Morris	44 76				
						224	N Siena	46 69				
						247	A Bethune-Cookman	48 63				
						252	H Coppin St.	72 51				
						294	A Savannah St.	66 60				
						299	A Florida A&M	67 62				
						304	H Delaware St.	56 49				
						310	H UMKC	50 59				
						315	A South Carolina St.	62 56				
						317	A UMES	77 69				
						324	H Howard	78 66				
						346	H Norfolk St.	67 58				
LAST 12 Division I GAMES:												
315	A South Carolina St.	62 56	317	A UMES	77 69							
294	A Savannah St.	66 60	304	H Delaware St.	56 49							
252	H Coppin St.	72 51	310	H UMKC	50 59							
324	H Howard	78 66	90	H Bucknell	64 50							
247	A Bethune-Cookman	48 63	113	A Stony Brook	42 46							
299	A Florida A&M	67 62	180	H UMBC	46 65							

Non-Div I Games: Washington Adventis74 36

Morgan St.

■ Loss,
 ■ Non-Conf,
 ■ S Site,
 ■ H Home
 ■ A Away
 N Neutral

Average RPI Win:	321	WON-LOST	WINNING	LAST 10	STRENGTH OF	OPP. STRENGTH	TEAM	ADJ.	CONF.	ADJ CONF.
Average RPI Loss:	235	RECORD	PCT. RANK	GAMES	SCHEDULE	OF SCHEDULE	RPI	RPI	RPI	RPI
DIV. I ONLY	6- 17	288	3- 7	337	347	338	338	31	31	
DIV. I NON-CONF.	2- 9	296	0- 0	320	325	332	332	32	32	
TOTALS	RPI 1-25	RPI 26-50	W-L RECORDS	RPI 51-100	RPI 101-150	RPI 150+				
6- 17	0- 0	0- 0	OVERALL	0- 2	0- 1	6- 14				
3- 7	0- 0	0- 0	HOME	0- 0	0- 0	3- 7				
3- 10	0- 0	0- 0	AWAY	0- 0	0- 0	3- 3				
0- 0	0- 0	0- 0	NEUTRAL	0- 0	0- 0	0- 0				
2- 9	0- 0	0- 0	NON-CONFERENCE	0- 2	0- 1	2- 6				
0- 4	0- 0	0- 0	HOME	0- 0	0- 0	0- 4				
2- 5	0- 0	0- 0	AWAY	0- 2	0- 1	2- 2				
0- 0	0- 0	0- 0	NEUTRAL	0- 0	0- 0	0- 0				
4- 8	0- 0	0- 0	CONFERENCE	0- 0	0- 0	4- 8				
3- 3	0- 0	0- 0	HOME	0- 0	0- 0	3- 3				
1- 5	0- 0	0- 0	AWAY	0- 0	0- 0	1- 5				
0- 0	0- 0	0- 0	NEUTRAL	0- 0	0- 0	0- 0				

RPI 1-25			RPI 26-50			RPI 51-100			RPI 101+			Team's RPI: 338
RPI	S	Opponent	Score	RPI	S	Opponent	Score	RPI	S	Opponent	Score	
						90 A Bucknell	45 71	145 A Pittsburgh		57 74		
						93 A Virginia Tech	42 59	183 A Robert Morris		56 61		
								183 H Robert Morris		67 74		
								197 H William & Mary		74 76		
								211 H Bryant		59 70		
								252 A Coppin St.		55 66		
								255 H Loyola Maryland		63 65		
								256 A Sacred Heart		58 61		
								275 A Saint Francis (PA)		57 87		
								277 H Central Conn. St.		54 48		
								282 A Campbell		53 62		
								289 H Niagara		51 53		
								304 A Delaware St.		54 41		
								311 A Fairleigh Dickinson		53 66		
								317 A UMES		57 50		
								324 H Howard		49 62		
								325 A LIU Brooklyn		50 53		
								325 H LIU Brooklyn		51 61		
								342 A Wagner		59 50		
								342 H Wagner		64 55		
								344 H St. Francis Brooklyn		66 56		
LAST 12 Division I GAMES:												
342 A		Wagner	59 50	183 A		Robert Morris	56 61					
325 A		LIU Brooklyn	50 53	275 A		Saint Francis (PA)	57 87					
183 H		Robert Morris	67 74	211 H		Bryant	59 70					
342 H		Wagner	64 55	277 H		Central Conn. St.	54 48					
256 A		Sacred Heart	58 61	344 H		St. Francis Brooklyn	66 56					
311 A		Fairleigh Dickinson	53 66	325 H		LIU Brooklyn	51 61					

Non-Div I Games:

Mt. St. Mary's

■ Loss,
 ■ Non-Conf,
 ■ S Site,
 ■ H Home
 ■ A Away
 N Neutral

Average RPI Win:	289	WON-LOST	WINNING	LAST 10	STRENGTH OF	OPP. STRENGTH	TEAM	ADJ.	CONF.	ADJ CONF.
Average RPI Loss:	182	RECORD	PCT. RANK	GAMES	SCHEDULE	OF SCHEDULE	RPI	RPI	RPI	RPI
DIV. I ONLY	7- 14	257	3- 7	278	304	276	276	24	24	
DIV. I NON-CONF.	2- 7	280	0- 0	249	334	272	272	23	23	
TOTALS	RPI 1-25	RPI 26-50	W-L RECORDS	RPI 51-100	RPI 101-150	RPI 150+				
7- 14	0- 1	0- 0	OVERALL	0- 1	0- 4	7- 8				
4- 4	0- 0	0- 0	HOME	0- 0	0- 2	4- 2				
3- 10	0- 1	0- 0	AWAY	0- 1	0- 2	3- 6				
0- 0	0- 0	0- 0	NEUTRAL	0- 0	0- 0	0- 0				
2- 7	0- 1	0- 0	NON-CONFERENCE	0- 0	0- 3	2- 3				
0- 2	0- 0	0- 0	HOME	0- 0	0- 2	0- 0				
2- 5	0- 1	0- 0	AWAY	0- 0	0- 1	2- 3				
0- 0	0- 0	0- 0	NEUTRAL	0- 0	0- 0	0- 0				
5- 7	0- 0	0- 0	CONFERENCE	0- 1	0- 1	5- 5				
4- 2	0- 0	0- 0	HOME	0- 0	0- 0	4- 2				
1- 5	0- 0	0- 0	AWAY	0- 1	0- 1	1- 3				
0- 0	0- 0	0- 0	NEUTRAL	0- 0	0- 0	0- 0				

RPI 1-25			RPI 26-50			RPI 51-100			RPI 101+ Team's RPI: 276		
RPI	S	Opponent	Score	RPI	S	Opponent	Score	RPI	S	Opponent	Score
14	A	Florida St.	59 101					110	A	Belmont	61 87
								130	A	Central Ark.	40 50
								130	H	Central Ark.	51 61
								142	H	Southern Ill.	57 70
								169	A	Jacksonville	54 79
								173	A	SIUE	79 76
								173	H	SIUE	61 64
								196	A	Southeast Mo. St.	59 96
								207	A	Eastern Ky.	60 72
								263	A	Tennessee St.	58 69
								272	H	Tennessee Tech	56 50
								274	H	Jacksonville St.	71 74
								280	H	Austin Peay	75 72
								295	H	Morehead St.	83 79
								314	A	Illinois St.	76 81
								318	A	Evansville	73 54
								335	A	Lipscomb	85 93
								337	H	Eastern Ill.	66 56
								345	A	Alabama A&M	76 59
LAST 12 Division I GAMES:											
173	A	SIUE	79 76	207	A	Eastern Ky.	60 72				
280	H	Austin Peay	75 72	263	A	Tennessee St.	58 69				
196	A	Southeast Mo. St.	59 96	110	A	Belmont	61 87				
85	A	UT Martin	62 92	274	H	Jacksonville St.	71 74				
337	H	Eastern Ill.	66 56	272	H	Tennessee Tech	56 50				
173	H	SIUE	61 64	295	H	Morehead St.	83 79				

Non-Div I Games: Blue Mountain 89 64 Oakland City 91 75

Murray St.

Loss, Non-Conf, S Site, H Home A Away N Neutral

Average RPI Win:	319	WON-LOST	WINNING	LAST 10	STRENGTH OF	OPP. STRENGTH	TEAM	ADJ.	CONF.	ADJ CONF.
Average RPI Loss:	176	RECORD	PCT. RANK	GAMES	SCHEDULE	OF SCHEDULE	RPI	RPI	RPI	RPI
DIV. I ONLY	9- 10	194	6- 3	336	284	273	273	30	30	
DIV. I NON-CONF.	2- 7	280	1- 2	173	172	261	261	30	30	
TOTALS	RPI 1-25	RPI 26-50	W-L RECORDS	RPI 51-100	RPI 101-150	RPI 150+				
9- 10	0- 2	0- 0	OVERALL	0- 2	0- 0	9- 6				
3- 4	0- 0	0- 0	HOME	0- 2	0- 0	3- 2				
4- 5	0- 1	0- 0	AWAY	0- 0	0- 0	4- 4				
2- 1	0- 1	0- 0	NEUTRAL	0- 0	0- 0	2- 0				
2- 7	0- 2	0- 0	NON-CONFERENCE	0- 2	0- 0	2- 3				
0- 2	0- 0	0- 0	HOME	0- 2	0- 0	0- 0				
0- 4	0- 1	0- 0	AWAY	0- 0	0- 0	0- 3				
2- 1	0- 1	0- 0	NEUTRAL	0- 0	0- 0	2- 0				
7- 3	0- 0	0- 0	CONFERENCE	0- 0	0- 0	7- 3				
3- 2	0- 0	0- 0	HOME	0- 0	0- 0	3- 2				
4- 1	0- 0	0- 0	AWAY	0- 0	0- 0	4- 1				
0- 0	0- 0	0- 0	NEUTRAL	0- 0	0- 0	0- 0				

RPI 1-25				RPI 26-50				RPI 51-100				RPI 101+ Team's RPI: 273			
RPI	S	Opponent	Score	RPI	S	Opponent	Score	RPI	S	Opponent	Score	RPI	S	Opponent	Score
5	A	Ohio St.	56 89					65	H	FGCU	36 60	167	H	Hampton	52 55
25	N	Duquesne	67 81					98	H	VCU	49 64	252	A	Coppin St.	59 65
												253	A	Navy	48 52
												282	A	Campbell	55 56
												293	A	Wichita St.	53 55
												294	A	Savannah St.	69 59
												294	H	Savannah St.	60 31
												304	A	Delaware St.	84 64
												315	A	South Carolina St.	57 54
												317	H	UMES	50 56
												320	N	North Dakota St.	72 64
												324	H	Howard	88 70
												328	N	Southern Utah	78 65
												346	H	Norfolk St.	64 53
												349	A	N.C. Central	76 54
LAST 12 Division I GAMES:															
349	A	N.C. Central	76 54	315	A	South Carolina St.	57 54								
294	H	Savannah St.	60 31	294	A	Savannah St.	69 59								
304	A	Delaware St.	84 64	98	H	VCU	49 64								
252	A	Coppin St.	59 65	293	A	Wichita St.	53 55								
346	H	Norfolk St.	64 53	320	N	North Dakota St.	72 64								
167	H	Hampton	52 55	5	A	Ohio St.	56 89								

Non-Div I Games: Pfeiffer 74 55 North Greenville 64 37

N.C. A&T

Loss, Non-Conf, S Site, H Home A Away N Neutral

N.C. Central

Through Games Of Feb. 10, 2016

Average RPI Win:	292	WON-LOST	WINNING	LAST 10	STRENGTH OF	OPP. STRENGTH	TEAM	ADJ.	CONF.	ADJ CONF.
Average RPI Loss:	255	RECORD	PCT. RANK	GAMES	SCHEDULE	OF SCHEDULE	RPI	RPI	RPI	RPI
DIV. I ONLY	3- 16	327	2- 7	346	340	349	349	30	30	
DIV. I NON-CONF.	1- 9	325	1- 3	326	315	348	348	30	30	
TOTALS	RPI 1-25	RPI 26-50	W-L RECORDS	RPI 51-100	RPI 101-150	RPI 150+				
3- 16	0- 0	0- 0	OVERALL	0- 2	0- 0	3- 14				
3- 4	0- 0	0- 0	HOME	0- 0	0- 0	3- 4				
0- 12	0- 0	0- 0	AWAY	0- 2	0- 0	0- 10				
0- 0	0- 0	0- 0	NEUTRAL	0- 0	0- 0	0- 0				
1- 9	0- 0	0- 0	NON-CONFERENCE	0- 2	0- 0	1- 7				
1- 1	0- 0	0- 0	HOME	0- 0	0- 0	1- 1				
0- 8	0- 0	0- 0	AWAY	0- 2	0- 0	0- 6				
0- 0	0- 0	0- 0	NEUTRAL	0- 0	0- 0	0- 0				
2- 7	0- 0	0- 0	CONFERENCE	0- 0	0- 0	2- 7				
2- 3	0- 0	0- 0	HOME	0- 0	0- 0	2- 3				
0- 4	0- 0	0- 0	AWAY	0- 0	0- 0	0- 4				
0- 0	0- 0	0- 0	NEUTRAL	0- 0	0- 0	0- 0				

RPI S	Opponent	Score	RPI S	Opponent	Score	RPI S	Opponent	Score	RPI S	Opponent	Score	Team's RPI: 349
73	A Nebraska	47 88				167	H Hampton	42 76				
92	A Charlotte	52 67				213	A Presbyterian	50 60				
						214	H Furman	66 61				
						227	A USC Upstate	46 68				
						273	H N.C. A&T	54 76				
						282	H Campbell	48 57				
						288	A UNCG	56 103				
						294	A Savannah St.	39 57				
						299	A Florida A&M	45 55				
						303	A Wofford	37 60				
						304	A Delaware St.	56 66				
						309	A Longwood	49 60				
						312	A Winthrop	39 62				
						315	A South Carolina St.	51 58				
						317	H UMES	49 46				
						324	H Howard	61 68				
						346	H Norfolk St.	63 62				
LAST 12 Division I GAMES:												
273	H N.C. A&T	54 76	315	A South Carolina St.	51 58							
299	A Florida A&M	45 55	214	H Furman	66 61							
304	A Delaware St.	56 66	288	A UNCG	56 103							
167	H Hampton	42 76	213	A Presbyterian	50 60							
346	H Norfolk St.	63 62	227	A USC Upstate	46 68							
294	A Savannah St.	39 57	303	A Wofford	37 60							

Non-Div I Games: Johnson & Wales (NC68 58

N.C. Central

Loss, Non-Conf, S Site, H Home A Away N Neutral

Average RPI Win:	330	WON-LOST	WINNING	LAST 10	STRENGTH OF	OPP. STRENGTH	TEAM	ADJ.	CONF.	ADJ CONF.
Average RPI Loss:	213	RECORD	PCT. RANK	GAMES	SCHEDULE	OF SCHEDULE	RPI	RPI	RPI	RPI
DIV. I ONLY	2- 20	343	1- 9	298	317	343	343	29	29	
DIV. I NON-CONF.	1- 12	337	0- 3	252	336	336	336	27	27	
TOTALS	RPI 1-25	RPI 26-50	W-L RECORDS	RPI 51-100	RPI 101-150	RPI 150+				
2- 20	0- 0	0- 0	OVERALL	0- 4	0- 1	2- 15				
1- 10	0- 0	0- 0	HOME	0- 1	0- 0	1- 9				
1- 10	0- 0	0- 0	AWAY	0- 3	0- 1	1- 6				
0- 0	0- 0	0- 0	NEUTRAL	0- 0	0- 0	0- 0				
1- 12	0- 0	0- 0	NON-CONFERENCE	0- 3	0- 1	1- 8				
0- 6	0- 0	0- 0	HOME	0- 1	0- 0	0- 5				
1- 6	0- 0	0- 0	AWAY	0- 2	0- 1	1- 3				
0- 0	0- 0	0- 0	NEUTRAL	0- 0	0- 0	0- 0				
1- 8	0- 0	0- 0	CONFERENCE	0- 1	0- 0	1- 7				
1- 4	0- 0	0- 0	HOME	0- 0	0- 0	1- 4				
0- 4	0- 0	0- 0	AWAY	0- 1	0- 0	0- 3				
0- 0	0- 0	0- 0	NEUTRAL	0- 0	0- 0	0- 0				

RPI S	Opponent	Score	RPI S	Opponent	Score	RPI S	Opponent	Score	RPI S	Opponent	Score	Team's RPI: 343
						65	A FGCU	37 70	134	A Marshall	50 63	
						74	H Army West Point	35 71	152	H Brown	49 74	
						86	A Minnesota	50 83	169	H Jacksonville	36 65	
						97	A Virginia	54 81	175	A Stetson	55 60	
									205	H Lehigh	47 75	
									210	A Binghamton	50 54	
									227	H USC Upstate	41 58	
									231	A Columbia	52 72	
									270	H Dartmouth	39 46	
									287	H Vermont	46 54	
									290	A Kennesaw St.	48 64	
									290	H Kennesaw St.	77 82	
									301	H North Florida	51 68	
									320	H North Dakota St.	59 64	
									325	A LIU Brooklyn	53 44	
									335	A Lipscomb	49 63	
									335	H Lipscomb	61 51	
									342	A Wagner	53 76	
LAST 12 Division I GAMES:												
335	A	Lipscomb	49	63	65	A	FGCU	37	70			
290	H	Kennesaw St.	77	82	175	A	Stetson	55	60			
335	H	Lipscomb	61	51	231	A	Columbia	52	72			
290	A	Kennesaw St.	48	64	227	H	USC Upstate	41	58			
169	H	Jacksonville	36	65	152	H	Brown	49	74			
301	H	North Florida	51	68	270	H	Dartmouth	39	46			

Non-Div I Games: St. Joseph (VT) 71 50 St. Joseph's (Brkln) 78 41

NJIT

Loss, Non-Conf, S Site, H Home A Away N Neutral

Average RPI Win: 276	WON-LOST	WINNING	LAST 10	STRENGTH OF	OPP. STRENGTH	TEAM	ADJ.	CONF.	ADJ CONF.
Average RPI Loss: 175	RECORD	PCT. RANK	GAMES	SCHEDULE	OF SCHEDULE	RPI	RPI	RPI	RPI
DIV. I ONLY	11- 11	167	6- 4	294	313	253	253	28	28
DIV. I NON-CONF.	5- 5	160	0- 0	208	289	206	206	29	29
TOTALS	RPI 1-25	RPI 26-50	W-L RECORDS	RPI 51-100	RPI 101-150	RPI 150+			
11- 11	0- 0	0- 1	OVERALL	1- 4	0- 0	10- 6			
8- 4	0- 0	0- 0	HOME	1- 2	0- 0	7- 2			
3- 6	0- 0	0- 1	AWAY	0- 1	0- 0	3- 4			
0- 1	0- 0	0- 0	NEUTRAL	0- 1	0- 0	0- 0			
5- 5	0- 0	0- 1	NON-CONFERENCE	1- 2	0- 0	4- 2			
4- 2	0- 0	0- 0	HOME	1- 1	0- 0	3- 1			
1- 3	0- 0	0- 1	AWAY	0- 1	0- 0	1- 1			
0- 0	0- 0	0- 0	NEUTRAL	0- 0	0- 0	0- 0			
6- 6	0- 0	0- 0	CONFERENCE	0- 2	0- 0	6- 4			
4- 2	0- 0	0- 0	HOME	0- 1	0- 0	4- 1			
2- 3	0- 0	0- 0	AWAY	0- 0	0- 0	2- 3			
0- 1	0- 0	0- 0	NEUTRAL	0- 1	0- 0	0- 0			

RPI S	Opponent	Score	RPI S	Opponent	Score	RPI S	Opponent	Score	RPI S	Opponent	Score	Team's RPI: 253
44	A Penn	43 57	54	H Colorado St.	73 82	189	A Kansas	54 61				
			69	H Elon	73 70	205	H Lehigh	48 51				
			74	N Army West Point	38 75	224	H Siena	59 58				
			78	A Hofstra	63 65	255	A Loyola Maryland	38 51				
			90	H Bucknell	41 51	255	H Loyola Maryland	45 38				
						261	A Holy Cross	49 57				
						261	H Holy Cross	50 49				
						273	H N.C. A&T	52 48				
						298	A Colgate	62 58				
						298	H Colgate	51 41				
						325	H LIU Brooklyn	66 68				
						332	A Lafayette	65 58				
						333	A Saint Peter's	50 39				
						341	H Air Force	64 46				
						348	A Boston U.	49 51				
						348	H Boston U.	67 56				
LAST 12 Division I GAMES:												
255	H Loyola Maryland	45 38	332	A Lafayette	65 58							
298	A Colgate	62 58	255	A Loyola Maryland	38 51							
348	A Boston U.	49 51	298	H Colgate	51 41							
261	H Holy Cross	50 49	348	H Boston U.	67 56							
74	N Army West Point	38 75	261	A Holy Cross	49 57							
205	H Lehigh	48 51	90	H Bucknell	41 51							

Non-Div I Games: Johns Hopkins 77 45

Navy

Nebraska

Through Games Of Feb. 10, 2016

Average RPI Win:	170	WON-LOST	WINNING	LAST 10	STRENGTH OF	OPP. STRENGTH	TEAM	ADJ.	CONF.	ADJ CONF.
Average RPI Loss:	44	RECORD	PCT. RANK	GAMES	SCHEDULE	OF SCHEDULE	RPI	RPI	RPI	RPI
DIV. I ONLY	16- 7	70	7- 3	150	22	73	73	4	4	
DIV. I NON-CONF.	9- 2	37	0- 0	258	112	92	92	4	4	
TOTALS	RPI 1-25	RPI 26-50	W-L RECORDS	RPI 51-100	RPI 101-150	RPI 150+				
16- 7	0- 2	3- 2	OVERALL	2- 3	2- 0	9- 0				
13- 1	0- 0	2- 0	HOME	1- 1	2- 0	8- 0				
3- 6	0- 2	1- 2	AWAY	1- 2	0- 0	1- 0				
0- 0	0- 0	0- 0	NEUTRAL	0- 0	0- 0	0- 0				
9- 2	0- 1	1- 0	NON-CONFERENCE	1- 1	1- 0	6- 0				
9- 0	0- 0	1- 0	HOME	1- 0	1- 0	6- 0				
0- 2	0- 1	0- 0	AWAY	0- 1	0- 0	0- 0				
0- 0	0- 0	0- 0	NEUTRAL	0- 0	0- 0	0- 0				
7- 5	0- 1	2- 2	CONFERENCE	1- 2	1- 0	3- 0				
4- 1	0- 0	1- 0	HOME	0- 1	1- 0	2- 0				
3- 4	0- 1	1- 2	AWAY	1- 1	0- 0	1- 0				
0- 0	0- 0	0- 0	NEUTRAL	0- 0	0- 0	0- 0				

RPI	S	Opponent	Score	RPI	S	Opponent	Score	RPI	S	Opponent	Score	RPI	S	Opponent	Score
2	A	UConn	46 88	39	A	Rutgers	56 66	51	H	Iowa	68 74	119	H	Creighton	65 63
11	A	Maryland	50 89	39	H	Rutgers	65 54	52	H	Arkansas St.	79 71	138	H	Wisconsin	75 62
				40	H	North Carolina St.	88 67	76	A	Michigan	93 81	155	A	Penn St.	83 78
				41	A	Indiana	47 59	77	A	California	80 87	155	H	Penn St.	87 69
				49	A	Purdue	62 61	89	A	Northwestern	62 85	160	H	Illinois	73 57
												178	H	Southern U.	89 38
												260	H	Northern Ariz.	90 67
												301	H	North Florida	91 46
												318	H	Evansville	85 40
												334	H	Ark.-Pine Bluff	96 46
												349	H	N.C. Central	88 47
LAST 12 Division I GAMES:															
41	A	Indiana	47 59	39	H	Rutgers	65 54								
155	H	Penn St.	87 69	155	A	Penn St.	83 78								
39	A	Rutgers	56 66	160	H	Illinois	73 57								
138	H	Wisconsin	75 62	11	A	Maryland	50 89								
76	A	Michigan	93 81	89	A	Northwestern	62 85								
49	A	Purdue	62 61	51	H	Iowa	68 74								

Non-Div I Games:

Nebraska

■ Loss,
■ Non-Conf, S Site,
■ Home
■ Away
N Neutral

Average RPI Win: 279		WON-LOST	WINNING	LAST 10	STRENGTH OF	OPP. STRENGTH	TEAM	ADJ.	CONF.	ADJ CONF.
Average RPI Loss: 175		RECORD	PCT. RANK	GAMES	SCHEDULE	OF SCHEDULE	RPI	RPI	RPI	RPI
DIV. I ONLY		3- 18	332	3- 7	225	245	326	326	19	19
DIV. I NON-CONF.		0- 10	338	0- 1	195	227	335	335	20	20
TOTALS	RPI 1-25		RPI 26-50		W-L RECORDS		RPI 51-100		RPI 101-150	RPI 150+
3- 18	0- 0		0- 0		OVERALL		0- 4		0- 4	3- 10
2- 9	0- 0		0- 0		HOME		0- 3		0- 2	2- 4
1- 7	0- 0		0- 0		AWAY		0- 0		0- 2	1- 5
0- 2	0- 0		0- 0		NEUTRAL		0- 1		0- 0	0- 1
0- 10	0- 0		0- 0		NON-CONFERENCE		0- 3		0- 2	0- 5
0- 5	0- 0		0- 0		HOME		0- 2		0- 1	0- 2
0- 3	0- 0		0- 0		AWAY		0- 0		0- 1	0- 2
0- 2	0- 0		0- 0		NEUTRAL		0- 1		0- 0	0- 1
3- 8	0- 0		0- 0		CONFERENCE		0- 1		0- 2	3- 5
2- 4	0- 0		0- 0		HOME		0- 1		0- 1	2- 2
1- 4	0- 0		0- 0		AWAY		0- 0		0- 1	1- 3
0- 0	0- 0		0- 0		NEUTRAL		0- 0		0- 0	0- 0

RPI 1-25				RPI 26-50				RPI 51-100				RPI 101+				Team's RPI: 326	
RPI	S	Opponent	Score	RPI	S	Opponent	Score	RPI	S	Opponent	Score	RPI	S	Opponent	Score		
								54	H	Colorado St.	37 64	120	H	San Francisco	62 70		
								66	H	San Diego	47 84	127	A	Boise St.	58 66		
								68	N	Washington St.	57 70	135	H	Fresno St.	59 67		
								80	H	Middle Tenn.	46 90	141	A	Pacific	52 74		
												162	H	Montana St.	53 66		
												182	H	New Mexico	47 51		
												193	A	UNLV	59 65		
												218	A	Ill.-Chicago	55 70		
												220	H	Utah Valley	65 73		
												221	H	Utah St.	66 79		
												241	N	Loyola Marymount	58 69		
												248	A	San Diego St.	70 64		
												249	A	Wyoming	53 68		
												249	H	Wyoming	68 65		
												323	A	UC Irvine	64 68		
												341	A	Air Force	53 59		
												341	H	Air Force	68 57		
LAST 12 Division I GAMES:																	
				341	A	Air Force	53 59	127	A	Boise St.	58 66						
				54	H	Colorado St.	37 64	341	H	Air Force	68 57						
				221	H	Utah St.	66 79	135	H	Fresno St.	59 67						
				248	A	San Diego St.	70 64	249	A	Wyoming	53 68						
				193	A	UNLV	59 65	182	H	New Mexico	47 51						
				249	H	Wyoming	68 65	218	A	Ill.-Chicago	55 70						

Non-Div I Games:	San Fran. St.	57	51
------------------	---------------	----	----

Nevada

■ Loss, ■ Non-Conf, S Site, H Home A Away N Neutral

New Hampshire

Through Games Of Feb. 10, 2016

Average RPI Win:	271	WON-LOST	WINNING	LAST 10	STRENGTH OF	OPP. STRENGTH	TEAM	ADJ.	CONF.	ADJ CONF.
Average RPI Loss:	149	RECORD	PCT. RANK	GAMES	SCHEDULE	OF SCHEDULE	RPI	RPI	RPI	RPI
DIV. I ONLY	7- 15	267	2- 8	206	237	266	266	15	15	
DIV. I NON-CONF.	5- 7	198	0- 2	248	268	218	218	18	18	
TOTALS	RPI 1-25	RPI 26-50	W-L RECORDS	RPI 51-100	RPI 101-150	RPI 150+				
7- 15	0- 0	0- 2	OVERALL	0- 2	0- 4	7- 7				
4- 6	0- 0	0- 2	HOME	0- 1	0- 0	4- 3				
3- 9	0- 0	0- 0	AWAY	0- 0	0- 1	3- 1				
0- 0	0- 0	0- 0	NEUTRAL	0- 0	0- 0	0- 0				
5- 7	0- 0	0- 1	NON-CONFERENCE	0- 0	0- 3	5- 3				
2- 3	0- 0	0- 1	HOME	0- 0	0- 0	2- 2				
3- 4	0- 0	0- 0	AWAY	0- 0	0- 3	3- 1				
0- 0	0- 0	0- 0	NEUTRAL	0- 0	0- 0	0- 0				
2- 8	0- 0	0- 1	CONFERENCE	0- 2	0- 1	2- 4				
2- 3	0- 0	0- 1	HOME	0- 1	0- 0	2- 1				
0- 5	0- 0	0- 0	AWAY	0- 1	0- 1	0- 3				
0- 0	0- 0	0- 0	NEUTRAL	0- 0	0- 0	0- 0				

RPI S	Opponent	Score	RPI S	Opponent	Score	RPI S	Opponent	Score	RPI S	Opponent	Score	Team's RPI: 266
44	H Penn	60 67	88	A Maine	55 59	103	A Boston College	51 71				
50	H Albany (NY)	52 78	88	H Maine	52 62	106	A Yale	46 63				
						107	A North Carolina	60 65				
						113	A Stony Brook	54 63				
						180	H UMBC	55 65				
						195	H Northeastern	54 66				
						210	A Binghamton	50 51				
						210	H Binghamton	64 49				
						211	A Bryant	42 55				
						219	H Manhattan	72 57				
						222	A Hartford	44 48				
						224	H Siena	53 57				
						256	A Sacred Heart	81 69				
						270	A Dartmouth	61 57				
						277	A Central Conn. St.	64 50				
						287	A Vermont	63 83				
						316	H UMass Lowell	65 61				
						348	H Boston U.	69 52				
LAST 12 Division I GAMES:												
88	A Maine	55 59	88	H Maine	52 62							
210	H Binghamton	64 49	113	A Stony Brook	54 63							
180	H UMBC	55 65	50	H Albany (NY)	52 78							
287	A Vermont	63 83	210	A Binghamton	50 51							
222	A Hartford	44 48	106	A Yale	46 63							
316	H UMass Lowell	65 61	107	A North Carolina	60 65							

Non-Div I Games: Colby-Sawyer 72 41

New Hampshire

Loss, Non-Conf, S Site, H Home A Away N Neutral

Average RPI Win:	239	WON-LOST	WINNING	LAST 10	STRENGTH OF	OPP. STRENGTH	TEAM	ADJ.	CONF.	ADJ CONF.
Average RPI Loss:	142	RECORD	PCT. RANK	GAMES	SCHEDULE	OF SCHEDULE	RPI	RPI	RPI	RPI
DIV. I ONLY	12- 10	148	1- 2	189	236	182	182	19	19	
DIV. I NON-CONF.	7- 4	110	0- 1	76	249	106	106	20	20	
TOTALS	RPI 1-25	RPI 26-50	W-L RECORDS	RPI 51-100	RPI 101-150	RPI 150+				
12- 10	0- 2	0- 0	OVERALL	1- 2	0- 2	11- 4				
8- 5	0- 1	0- 0	HOME	0- 1	0- 2	8- 1				
4- 5	0- 1	0- 0	AWAY	1- 1	0- 0	3- 3				
0- 0	0- 0	0- 0	NEUTRAL	0- 0	0- 0	0- 0				
7- 4	0- 2	0- 0	NON-CONFERENCE	1- 2	0- 0	6- 0				
5- 2	0- 1	0- 0	HOME	0- 1	0- 0	5- 0				
2- 2	0- 1	0- 0	AWAY	1- 1	0- 0	1- 0				
0- 0	0- 0	0- 0	NEUTRAL	0- 0	0- 0	0- 0				
5- 6	0- 0	0- 0	CONFERENCE	0- 0	0- 2	5- 4				
3- 3	0- 0	0- 0	HOME	0- 0	0- 2	3- 1				
2- 3	0- 0	0- 0	AWAY	0- 0	0- 0	2- 3				
0- 0	0- 0	0- 0	NEUTRAL	0- 0	0- 0	0- 0				

RPI 1-25				RPI 26-50				RPI 51-100				RPI 101+ Team's RPI: 182			
RPI	S	Opponent	Score	RPI	S	Opponent	Score	RPI	S	Opponent	Score	RPI	S	Opponent	Score
24	A	UTEP	62 70					86	A	Minnesota	72 53	127	H	Boise St.	60 81
25	H	Duquesne	69 78					100	A	New Mexico St.	59 78	135	H	Fresno St.	65 69
								100	H	New Mexico St.	47 52	154	A	SMU	63 58
												193	A	UNLV	48 57
												193	H	UNLV	67 53
												200	H	San Jose St.	71 57
												206	H	Sacramento St.	84 71
												221	A	Utah St.	56 72
												221	H	Utah St.	73 70
												237	H	Houston Baptist	65 57
												248	H	San Diego St.	46 51
												249	A	Wyoming	48 66
												268	H	Pepperdine	60 52
												308	H	Nicholls St.	83 43
												326	A	Nevada	51 47
												328	H	Southern Utah	70 48
												341	A	Air Force	63 33
LAST 12 Division I GAMES:															
25	H	Duquesne	69 78	200	H	San Jose St.	71 57								
221	H	Utah St.	73 70	249	A	Wyoming	48 66								
248	H	San Diego St.	46 51	193	H	UNLV	67 53								
193	A	UNLV	48 57	221	A	Utah St.	56 72								
127	H	Boise St.	60 81	135	H	Fresno St.	65 69								
341	A	Air Force	63 33	326	A	Nevada	51 47								

Non-Div I Games:

New Mexico

■ Loss,
 ■ Non-Conf,
 ■ S Site,
 ■ H Home
 ■ A Away
 N Neutral

Average RPI Win:	243	WON-LOST	WINNING	LAST 10	STRENGTH OF	OPP. STRENGTH	TEAM	ADJ.	CONF.	ADJ CONF.
Average RPI Loss:	62	RECORD	PCT. RANK	GAMES	SCHEDULE	OF SCHEDULE	RPI	RPI	RPI	RPI
DIV. I ONLY	18- 3	15	9- 0	310	181	100	100	25	25	
DIV. I NON-CONF.	9- 3	69	1- 1	281	99	127	127	25	25	
TOTALS	RPI 1-25	RPI 26-50	W-L RECORDS	RPI 51-100	RPI 101-150	RPI 150+				
18- 3	0- 1	0- 0	OVERALL	0- 1	1- 1	17- 0				
9- 1	0- 1	0- 0	HOME	0- 0	1- 0	8- 0				
8- 1	0- 0	0- 0	AWAY	0- 0	0- 1	8- 0				
1- 1	0- 0	0- 0	NEUTRAL	0- 1	0- 0	1- 0				
9- 3	0- 1	0- 0	NON-CONFERENCE	0- 1	1- 1	8- 0				
5- 1	0- 1	0- 0	HOME	0- 0	1- 0	4- 0				
3- 1	0- 0	0- 0	AWAY	0- 0	0- 1	3- 0				
1- 1	0- 0	0- 0	NEUTRAL	0- 1	0- 0	1- 0				
9- 0	0- 0	0- 0	CONFERENCE	0- 0	0- 0	9- 0				
4- 0	0- 0	0- 0	HOME	0- 0	0- 0	4- 0				
5- 0	0- 0	0- 0	AWAY	0- 0	0- 0	5- 0				
0- 0	0- 0	0- 0	NEUTRAL	0- 0	0- 0	0- 0				

RPI 1-25				RPI 26-50				RPI 51-100 Team's RPI: 100				RPI 101+			
RPI	S	Opponent	Score	RPI	S	Opponent	Score	RPI	S	Opponent	Score	RPI	S	Opponent	Score
24	H	UTEP	65 71					57	N	Vanderbilt	45 71	104	A	Arizona	64 68
												132	H	Northwestern St.	65 54
												182	A	New Mexico	52 47
												182	H	New Mexico	78 59
												188	A	UTRGV	68 57
												200	A	San Jose St.	75 66
												206	H	Sacramento St.	80 77
												220	A	Utah Valley	59 53
												220	H	Utah Valley	73 68
												232	A	Grand Canyon	64 44
												232	H	Grand Canyon	60 58
												246	H	CSU Bakersfield	86 63
												251	H	Seattle	69 54
												260	H	Northern Ariz.	87 53
												310	A	UMKC	68 62
												320	A	North Dakota St.	79 69
												328	H	Southern Utah	74 60
												330	N	A&M-Corpus Christi	70 51
												339	A	Chicago St.	70 60
LAST 12 Division I GAMES:															
220	A	Utah Valley	59 53	310	A	UMKC	68 62								
232	A	Grand Canyon	64 44	232	H	Grand Canyon	60 58								
188	A	UTRGV	68 57	220	H	Utah Valley	73 68								
246	H	CSU Bakersfield	86 63	330	N	A&M-Corpus Christi	70 51								
251	H	Seattle	69 54	57	N	Vanderbilt	45 71								
339	A	Chicago St.	70 60	182	A	New Mexico	52 47								

Non-Div I Games: Eastern N.M. 76 61 Western N.M. 68 39

New Mexico St.

Loss, Non-Conf, S Site, H Home A Away N Neutral

Average RPI Win:	298	WON-LOST	WINNING	LAST 10	STRENGTH OF	OPP. STRENGTH	TEAM	ADJ.	CONF.	ADJ CONF.
Average RPI Loss:	209	RECORD	PCT. RANK	GAMES	SCHEDULE	OF SCHEDULE	RPI	RPI	RPI	RPI
DIV. I ONLY	4- 14	301	3- 7	291	331	336	336	27	27	
DIV. I NON-CONF.	1- 6	311	0- 1	314	281	345	345	26	26	
TOTALS	RPI 1-25	RPI 26-50	W-L RECORDS	RPI 51-100	RPI 101-150	RPI 150+				
4- 14	0- 0	0- 0	OVERALL	0- 1	0- 4	4- 9				
4- 4	0- 0	0- 0	HOME	0- 0	0- 1	4- 3				
0- 9	0- 0	0- 0	AWAY	0- 0	0- 0	0- 1				
0- 1	0- 0	0- 0	NEUTRAL	0- 0	0- 0	0- 1				
1- 6	0- 0	0- 0	NON-CONFERENCE	0- 1	0- 2	1- 3				
1- 1	0- 0	0- 0	HOME	0- 0	0- 0	1- 1				
0- 4	0- 0	0- 0	AWAY	0- 1	0- 2	0- 1				
0- 1	0- 0	0- 0	NEUTRAL	0- 0	0- 0	0- 1				
3- 8	0- 0	0- 0	CONFERENCE	0- 0	0- 2	3- 6				
3- 3	0- 0	0- 0	HOME	0- 0	0- 1	3- 2				
0- 5	0- 0	0- 0	AWAY	0- 0	0- 1	0- 4				
0- 0	0- 0	0- 0	NEUTRAL	0- 0	0- 0	0- 0				

RPI 1-25			RPI 26-50			RPI 51-100			RPI 101+ Team's RPI: 336		
RPI	S	Opponent	Score	RPI	S	Opponent	Score	RPI	S	Opponent	Score
								95	A	TCU	36 85
								128	A	Arkansas	41 73
								130	A	Central Ark.	55 67
								130	H	Central Ark.	44 59
								139	A	Ole Miss	59 97
								170	A	McNeese St.	63 92
								170	H	McNeese St.	74 77
								233	H	Stephen F. Austin	58 57
								237	H	Houston Baptist	51 71
								243	A	Sam Houston St.	52 64
								279	A	Lamar	52 79
								288	H	UNCG	79 81
								290	A	Kennesaw St.	53 60
								299	N	Florida A&M	60 71
								308	H	Nicholls St.	62 55
								322	H	Incarinate Word	55 49
								327	H	Jackson St.	85 68
								330	A	A&M-Corpus Christi	59 73
LAST 12 Division I GAMES:											
130	A	Central Ark.	55 67	237	H	Houston Baptist	51 71				
170	A	McNeese St.	63 92	233	H	Stephen F. Austin	58 57				
170	H	McNeese St.	74 77	243	A	Sam Houston St.	52 64				
308	H	Nicholls St.	62 55	322	H	Incarinate Word	55 49				
330	A	A&M-Corpus Christi	59 73	279	A	Lamar	52 79				
130	H	Central Ark.	44 59	128	A	Arkansas	41 73				

Non-Div I Games: LSU-Alexandria 93 75 Trinity Baptist 109 46

New Orleans

■ Loss,
 ■ Non-Conf, S Site,
 ■ Home
 ■ Away
 N Neutral

Niagara

Through Games Of Feb. 10, 2016

Average RPI Win:	301	WON-LOST	WINNING	LAST 10	STRENGTH OF	OPP. STRENGTH	TEAM	ADJ.	CONF.	ADJ CONF.
Average RPI Loss:	168	RECORD	PCT. RANK	GAMES	SCHEDULE	OF SCHEDULE	RPI	RPI	RPI	RPI
DIV. I ONLY	6- 17	288	3- 7	244	259	289	289	23	23	
DIV. I NON-CONF.	2- 7	280	0- 0	255	237	297	297	24	24	
TOTALS	RPI 1-25	RPI 26-50	W-L RECORDS	RPI 51-100	RPI 101-150	RPI 150+				
6- 17	0- 0	0- 1	OVERALL	0- 0	0- 7	6- 9				
3- 7	0- 0	0- 0	HOME	0- 0	0- 4	3- 3				
3- 10	0- 0	0- 1	AWAY	0- 0	0- 3	3- 6				
0- 0	0- 0	0- 0	NEUTRAL	0- 0	0- 0	0- 0				
2- 7	0- 0	0- 1	NON-CONFERENCE	0- 0	0- 3	2- 3				
1- 3	0- 0	0- 0	HOME	0- 0	0- 2	1- 1				
1- 4	0- 0	0- 1	AWAY	0- 0	0- 1	1- 2				
0- 0	0- 0	0- 0	NEUTRAL	0- 0	0- 0	0- 0				
4- 10	0- 0	0- 0	CONFERENCE	0- 0	0- 4	4- 6				
2- 4	0- 0	0- 0	HOME	0- 0	0- 2	2- 2				
2- 6	0- 0	0- 0	AWAY	0- 0	0- 2	2- 4				
0- 0	0- 0	0- 0	NEUTRAL	0- 0	0- 0	0- 0				

RPI 1-25			RPI 26-50			RPI 51-100			RPI 101+			Team's RPI: 289
RPI	S	Opponent	Score	RPI	S	Opponent	Score	RPI	S	Opponent	Score	
				30	A	St. Bonaventure	55 67					
								112	A	Iona	46 73	
								112	H	Iona	52 73	
								118	A	Quinnipiac	52 70	
								118	H	Quinnipiac	54 61	
								122	H	Youngstown St.	54 71	
								131	A	Texas Tech	45 79	
								137	H	Buffalo	48 57	
								161	A	Detroit	75 80	
								186	A	Marist	50 63	
								203	H	Oakland	67 77	
								208	A	Fairfield	43 61	
								208	H	Fairfield	56 55	
								217	H	Canisius	66 68	
								219	A	Manhattan	62 80	
								224	H	Siena	51 59	
								270	A	Dartmouth	47 60	
								286	A	Monmouth	60 83	
								292	A	Rider	67 57	
								302	H	Cleveland St.	73 72	
								333	A	Saint Peter's	52 48	
								333	H	Saint Peter's	51 46	
								338	A	Mt. St. Mary's	53 51	
LAST 12 Division I GAMES:												
				118	A	Quinnipiac	52 70					
				208	A	Fairfield	43 61					
				112	H	Iona	52 73					
				217	H	Canisius	66 68					
				186	A	Marist	50 63					
				112	A	Iona	46 73					
				333	H	Saint Peter's	51 46					
				118	H	Quinnipiac	54 61					
				292	A	Rider	67 57					
				333	A	Saint Peter's	52 48					
				208	H	Fairfield	56 55					
				224	H	Siena	51 59					

Non-Div I Games:

Niagara

■ Loss,
 ■ Non-Conf,
 ■ S Site,
 ■ Home
 ■ A Away
 N Neutral

Average RPI Win: 260	WON-LOST	WINNING	LAST 10	STRENGTH OF	OPP. STRENGTH	TEAM	ADJ.	CONF.	ADJ CONF.
Average RPI Loss: 216	RECORD	PCT. RANK	GAMES	SCHEDULE	OF SCHEDULE	RPI	RPI	RPI	RPI
DIV. I ONLY	7- 13	249	2- 1	323	332	308	308	27	27
DIV. I NON-CONF.	1- 8	320	1- 0	321	343	347	347	26	26
TOTALS	RPI 1-25	RPI 26-50	W-L RECORDS	RPI 51-100	RPI 101-150	RPI 150+			
7- 13	0- 0	0- 0	OVERALL	0- 1	1- 2	6- 10			
3- 7	0- 0	0- 0	HOME	0- 1	1- 1	2- 5			
3- 5	0- 0	0- 0	AWAY	0- 0	0- 0	3- 5			
1- 1	0- 0	0- 0	NEUTRAL	0- 0	0- 1	1- 0			
1- 8	0- 0	0- 0	NON-CONFERENCE	0- 0	0- 1	1- 7			
0- 4	0- 0	0- 0	HOME	0- 0	0- 0	0- 4			
0- 3	0- 0	0- 0	AWAY	0- 0	0- 0	0- 3			
1- 1	0- 0	0- 0	NEUTRAL	0- 0	0- 1	1- 0			
6- 5	0- 0	0- 0	CONFERENCE	0- 1	1- 1	5- 3			
3- 3	0- 0	0- 0	HOME	0- 1	1- 1	2- 1			
3- 2	0- 0	0- 0	AWAY	0- 0	0- 0	3- 2			
0- 0	0- 0	0- 0	NEUTRAL	0- 0	0- 0	0- 0			

RPI 1-25				RPI 26-50				RPI 51-100				RPI 101+				Team's RPI: 308	
RPI	S	Opponent	Score	RPI	S	Opponent	Score	RPI	S	Opponent	Score	RPI	S	Opponent	Score		
								64	H	Abilene Christian	68	71	121	N	Samford	43	45
													130	H	Central Ark.	65	71
													132	H	Northwestern St.	70	61
													164	H	Louisiana Tech	55	58
													170	H	McNeese St.	85	81
													182	A	New Mexico	43	83
													191	A	Troy	51	104
													230	H	Grambling	65	69
													237	A	Houston Baptist	71	80
													243	A	Sam Houston St.	67	63
													271	H	Prairie View	70	81
													274	H	Jacksonville St.	49	63
													279	H	Lamar	69	59
													281	A	La.-Monroe	57	69
													322	A	Incarnate Word	66	64
													322	H	Incarnate Word	61	63
													330	A	A&M-Corpus Christi	64	62
													336	A	New Orleans	55	62
													347	N	Mississippi Val.	63	54
LAST 12 Division I GAMES:																	
				347	N	Mississippi Val.	63	54					132	H	Northwestern St.	70	61
				170	H	McNeese St.	85	81					330	A	A&M-Corpus Christi	64	62
				322	H	Incarnate Word	61	63					243	A	Sam Houston St.	67	63
				322	A	Incarnate Word	66	64					64	H	Abilene Christian	68	71
				336	A	New Orleans	55	62					237	A	Houston Baptist	71	80
				130	H	Central Ark.	65	71					279	H	Lamar	69	59

Non-Div I Games: Southern-N.O. 98 65

Nicholls St.

■ Loss,
 ■ Non-Conf,
 S Site,
 ■ Home
 ■ Away
 N Neutral

Average RPI Win:	321	WON-LOST	WINNING	LAST 10	STRENGTH OF	OPP. STRENGTH	TEAM	ADJ.	CONF.	ADJ CONF.
Average RPI Loss:	232	RECORD	PCT. RANK	GAMES	SCHEDULE	OF SCHEDULE	RPI	RPI	RPI	RPI
DIV. I ONLY	2- 19	341	2- 8	326	344	346	346	30	30	
DIV. I NON-CONF.	0- 10	338	0- 2	250	322	344	344	30	30	
TOTALS	RPI 1-25	RPI 26-50	W-L RECORDS	RPI 51-100	RPI 101-150	RPI 150+				
2- 19	0- 1	0- 0	OVERALL	0- 1	0- 1	2- 16				
0- 7	0- 0	0- 0	HOME	0- 0	0- 0	0- 7				
2- 10	0- 1	0- 0	AWAY	0- 1	0- 1	2- 7				
0- 2	0- 0	0- 0	NEUTRAL	0- 0	0- 0	0- 2				
0- 10	0- 1	0- 0	NON-CONFERENCE	0- 1	0- 1	0- 7				
0- 3	0- 0	0- 0	HOME	0- 0	0- 0	0- 3				
0- 5	0- 1	0- 0	AWAY	0- 1	0- 1	0- 2				
0- 2	0- 0	0- 0	NEUTRAL	0- 0	0- 0	0- 2				
2- 9	0- 0	0- 0	CONFERENCE	0- 0	0- 0	2- 9				
0- 4	0- 0	0- 0	HOME	0- 0	0- 0	0- 4				
2- 5	0- 0	0- 0	AWAY	0- 0	0- 0	2- 5				
0- 0	0- 0	0- 0	NEUTRAL	0- 0	0- 0	0- 0				

RPI	S	Opponent	Score	RPI	S	Opponent	Score	RPI	S	Opponent	Score	RPI	S	Opponent	Score	Team's RPI: 346
21	A	Mississippi St.	34 92					97	A	Virginia	50 86	134	A	Marshall	67 81	
												167	A	Hampton	62 73	
												197	A	William & Mary	47 67	
												203	H	Oakland	73 83	
												216	A	Morgan St.	58 67	
												227	H	USC Upstate	62 82	
												239	H	UNCW	57 61	
												247	H	Bethune-Cookman	45 53	
												252	A	Coppin St.	44 69	
												255	A	Loyola Maryland	67 75	
												273	A	N.C. A&T	53 64	
												278	N	La Salle	59 67	
												294	H	Savannah St.	53 68	
												299	H	Florida A&M	67 83	
												315	H	South Carolina St.	52 60	
												317	A	UMES	74 63	
												324	A	Howard	110 108	
												344	N	St. Francis Brooklyn	55 59	
												349	A	N.C. Central	62 63	
LAST 12 Division I GAMES:																
317	A	UMES	74 63	349	A	N.C. Central	62 63									
324	A	Howard	110 108	247	H	Bethune-Cookman	45 53									
167	A	Hampton	62 73	299	H	Florida A&M	67 83									
294	H	Savannah St.	53 68	252	A	Coppin St.	44 69									
315	H	South Carolina St.	52 60	344	N	St. Francis Brooklyn	55 59									
273	A	N.C. A&T	53 64	278	N	La Salle	59 67									

Non-Div I Games:

Norfolk St.

■ Loss,
 ■ Non-Conf, S Site,
 ■ Home
 ■ Away
 N Neutral

North Carolina

Through Games Of Feb. 10, 2016

Average RPI Win:	172	WON-LOST	WINNING	LAST 10	STRENGTH OF	OPP. STRENGTH	TEAM	ADJ.	CONF.	ADJ CONF.
Average RPI Loss:	73	RECORD	PCT. RANK	GAMES	SCHEDULE	OF SCHEDULE	RPI	RPI	RPI	RPI
DIV. I ONLY	13- 12	166	3- 7	37	84	107	107	5	5	
DIV. I NON-CONF.	10- 5	100	2- 0	80	239	123	123	5	5	
TOTALS	RPI 1-25	RPI 26-50	W-L RECORDS	RPI 51-100	RPI 101-150	RPI 150+				
13- 12	0- 3	1- 3	OVERALL	2- 3	4- 2	6- 1				
10- 6	0- 1	1- 1	HOME	1- 2	2- 1	6- 1				
1- 6	0- 2	0- 2	AWAY	0- 1	1- 1	0- 0				
2- 0	0- 0	0- 0	NEUTRAL	1- 0	1- 0	0- 0				
10- 5	0- 1	0- 0	NON-CONFERENCE	2- 2	3- 1	5- 1				
8- 4	0- 0	0- 0	HOME	1- 2	2- 1	5- 1				
0- 1	0- 1	0- 0	AWAY	0- 0	0- 0	0- 0				
2- 0	0- 0	0- 0	NEUTRAL	1- 0	1- 0	0- 0				
3- 7	0- 2	1- 3	CONFERENCE	0- 1	1- 1	1- 0				
2- 2	0- 1	1- 1	HOME	0- 0	0- 0	1- 0				
1- 5	0- 1	0- 2	AWAY	0- 1	1- 1	0- 0				
0- 0	0- 0	0- 0	NEUTRAL	0- 0	0- 0	0- 0				

RPI 1-25				RPI 26-50				RPI 51-100				RPI 101+ Team's RPI: 107			
RPI	S	Opponent	Score	RPI	S	Opponent	Score	RPI	S	Opponent	Score	RPI	S	Opponent	Score
1	A	Notre Dame	54 88	28	H	Syracuse	77 73	61	H	Oregon	77 79	103	A	Boston College	86 78
16	H	Louisville	60 78	38	H	Miami (FL)	61 76	75	A	Georgia Tech	73 80	106	H	Yale	70 63
17	A	Oklahoma St.	67 77	40	A	North Carolina St.	49 78	87	N	Gonzaga	67 62	112	H	Iona	64 52
				43	A	Duke	55 71	88	H	Maine	59 58	123	A	Wake Forest	63 75
								89	H	Northwestern	72 85	136	N	Southern Miss.	69 62
												141	H	Pacific	63 66
												226	H	Gardner-Webb	65 66
												227	H	USC Upstate	80 40
												234	H	Clemson	72 56
												236	H	Appalachian St.	68 59
												266	H	New Hampshire	65 60
												299	H	Florida A&M	94 58
												311	H	Fairleigh Dickinson	64 46
LAST 12 Division I GAMES:															
103	A	Boston College	86 78	75	A	Georgia Tech	73 80								
16	H	Louisville	60 78	1	A	Notre Dame	54 88								
40	A	North Carolina St.	49 78	28	H	Syracuse	77 73								
43	A	Duke	55 71	234	H	Clemson	72 56								
123	A	Wake Forest	63 75	88	H	Maine	59 58								
38	H	Miami (FL)	61 76	266	H	New Hampshire	65 60								

Non-Div I Games:

North Carolina

■ Loss,
 ■ Non-Conf, S Site,
 ■ Home
 ■ Away
 N Neutral

Average RPI Win:	139	WON-LOST	WINNING	LAST 10	STRENGTH OF	OPP. STRENGTH	TEAM	ADJ.	CONF.	ADJ CONF.
Average RPI Loss:	46	RECORD	PCT. RANK	GAMES	SCHEDULE	OF SCHEDULE	RPI	RPI	RPI	RPI
DIV. I ONLY	16- 8	87	7- 3	30	47	40	40	5	5	
DIV. I NON-CONF.	9- 4	96	0- 1	87	84	73	73	5	5	
TOTALS	RPI 1-25	RPI 26-50	W-L RECORDS	RPI 51-100	RPI 101-150	RPI 150+				
16- 8	0- 3	1- 2	OVERALL	5- 2	4- 1	6- 0				
10- 2	0- 1	0- 0	HOME	4- 1	2- 0	4- 0				
4- 5	0- 2	1- 1	AWAY	1- 1	2- 1	0- 0				
2- 1	0- 0	0- 1	NEUTRAL	0- 0	0- 0	2- 0				
9- 4	0- 1	0- 1	NON-CONFERENCE	2- 2	1- 0	6- 0				
6- 1	0- 0	0- 0	HOME	2- 1	0- 0	4- 0				
1- 2	0- 1	0- 0	AWAY	0- 1	1- 0	0- 0				
2- 1	0- 0	0- 1	NEUTRAL	0- 0	0- 0	2- 0				
7- 4	0- 2	1- 1	CONFERENCE	3- 0	3- 1	0- 0				
4- 1	0- 1	0- 0	HOME	2- 0	2- 0	0- 0				
3- 3	0- 1	1- 1	AWAY	1- 0	1- 1	0- 0				
0- 0	0- 0	0- 0	NEUTRAL	0- 0	0- 0	0- 0				

RPI 1-25				RPI 26-50				Team's RPI: 40				RPI 51-100				RPI 101+			
RPI	S	Opponent	Score	RPI	S	Opponent	Score	RPI	S	Opponent	Score	RPI	S	Opponent	Score	RPI	S	Opponent	Score
1	A	Notre Dame	46 82	29	N	Seton Hall	55 58	62	H	Villanova	70 64	102	A	Liberty	61 53				
16	H	Louisville	90 92	38	A	Miami (FL)	44 73	69	H	Elon	66 69	107	H	North Carolina	78 49				
22	A	Florida	72 79	43	A	Duke	65 62	73	A	Nebraska	67 88	123	A	Wake Forest	58 63				
								75	H	Georgia Tech	65 57	123	H	Wake Forest	64 47				
								92	H	Charlotte	72 65	145	A	Pittsburgh	78 76				
								93	A	Virginia Tech	72 61	156	H	Davidson	58 42				
								97	H	Virginia	63 52	166	N	UAB	67 56				
												207	N	Eastern Ky.	73 62				
												214	H	Radford	67 52				
												242	H	High Point	89 48				
												300	H	Western Caro.	86 55				
LAST 12 Division I GAMES:																			
123	A	Wake Forest	58 63	43	A	Duke	65 62												
1	A	Notre Dame	46 82	145	A	Pittsburgh	78 76												
107	H	North Carolina	78 49	75	H	Georgia Tech	65 57												
97	H	Virginia	63 52	123	H	Wake Forest	64 47												
93	A	Virginia Tech	72 61	38	A	Miami (FL)	44 73												
16	H	Louisville	90 92	22	A	Florida	72 79												

Non-Div I Games:

North Carolina St.

■ Loss,
 ■ Non-Conf, S Site,
 ■ Home
 ■ Away
 N Neutral

Average RPI Win:	228	WON-LOST	WINNING	LAST 10	STRENGTH OF	OPP. STRENGTH	TEAM	ADJ.	CONF.	ADJ CONF.
Average RPI Loss:	115	RECORD	PCT. RANK	GAMES	SCHEDULE	OF SCHEDULE	RPI	RPI	RPI	RPI
DIV. I ONLY	11- 11	167	7- 3	69	279	124	124	20	20	
DIV. I NON-CONF.	4- 7	222	0- 1	38	230	175	175	21	21	
TOTALS	RPI 1-25	RPI 26-50	W-L RECORDS	RPI 51-100	RPI 101-150	RPI 150+				
11- 11	0- 0	0- 0	OVERALL	0- 6	1- 2	10- 3				
8- 2	0- 0	0- 0	HOME	0- 1	1- 0	7- 1				
3- 8	0- 0	0- 0	AWAY	0- 0	0- 0	3- 0				
0- 1	0- 0	0- 0	NEUTRAL	0- 1	0- 0	0- 0				
4- 7	0- 0	0- 0	NON-CONFERENCE	0- 6	1- 1	3- 0				
4- 1	0- 0	0- 0	HOME	0- 1	1- 0	3- 0				
0- 5	0- 0	0- 0	AWAY	0- 4	0- 1	0- 0				
0- 1	0- 0	0- 0	NEUTRAL	0- 1	0- 0	0- 0				
7- 4	0- 0	0- 0	CONFERENCE	0- 0	0- 1	7- 3				
4- 1	0- 0	0- 0	HOME	0- 0	0- 0	4- 1				
3- 3	0- 0	0- 0	AWAY	0- 0	0- 1	3- 2				
0- 0	0- 0	0- 0	NEUTRAL	0- 0	0- 0	0- 0				

RPI 1-25			RPI 26-50			RPI 51-100			RPI 101+			Team's RPI: 124
RPI	S	Opponent	Score	RPI	S	Opponent	Score	RPI	S	Opponent	Score	
						51 A Iowa	61 83	120 A San Francisco		57 74		
						61 A Oregon	51 77	129 H UNI		64 59		
						81 H South Dakota	70 73	140 A Idaho		65 92		
						85 N UT Martin	58 84	162 A Montana St.		61 69		
						86 A Minnesota	47 57	168 H Northern Colo.		54 51		
						99 A Drake	63 73	185 A Eastern Wash.		57 60		
								190 A Weber St.		85 78		
								190 H Weber St.		56 62		
								201 A Idaho St.		60 57		
								201 H Idaho St.		45 42		
								225 A Montana		61 59		
								228 H Western Ill.		78 67		
								259 H Omaha		67 52		
								260 H Northern Ariz.		63 56		
								320 H North Dakota St.		71 54		
								328 H Southern Utah		68 56		
LAST 12 Division I GAMES:												
190 A Weber St.		85 78	162 A Montana St.		61 69							
201 A Idaho St.		60 57	201 H Idaho St.		45 42							
168 H Northern Colo.		54 51	190 H Weber St.		56 62							
328 H Southern Utah		68 56	185 A Eastern Wash.		57 60							
260 H Northern Ariz.		63 56	140 A Idaho		65 92							
225 A Montana		61 59	86 A Minnesota		47 57							

Non-Div I Games:

North Dakota

■ Loss,
 ■ Non-Conf,
 ■ S Site,
 ■ H Home
 ■ A Away
 N Neutral

Average RPI Win:	321	WON-LOST	WINNING	LAST 10	STRENGTH OF	OPP. STRENGTH	TEAM	ADJ.	CONF.	ADJ CONF.
Average RPI Loss:	172	RECORD	PCT. RANK	GAMES	SCHEDULE	OF SCHEDULE	RPI	RPI	RPI	RPI
DIV. I ONLY	4- 18	315	1- 9	232	293	320	320	18	18	
DIV. I NON-CONF.	3- 8	258	1- 0	313	339	326	326	19	19	
TOTALS	RPI 1-25	RPI 26-50	W-L RECORDS	RPI 51-100	RPI 101-150	RPI 150+				
4- 18	0- 0	0- 0	OVERALL	0- 6	0- 2	4- 10				
2- 7	0- 0	0- 0	HOME	0- 4	0- 0	2- 3				
1- 9	0- 0	0- 0	AWAY	0- 2	0- 2	1- 5				
1- 2	0- 0	0- 0	NEUTRAL	0- 0	0- 0	1- 2				
3- 8	0- 0	0- 0	NON-CONFERENCE	0- 2	0- 1	3- 5				
1- 3	0- 0	0- 0	HOME	0- 2	0- 0	1- 1				
1- 3	0- 0	0- 0	AWAY	0- 0	0- 1	1- 2				
1- 2	0- 0	0- 0	NEUTRAL	0- 0	0- 0	1- 2				
1- 10	0- 0	0- 0	CONFERENCE	0- 4	0- 1	1- 5				
1- 4	0- 0	0- 0	HOME	0- 2	0- 0	1- 2				
0- 6	0- 0	0- 0	AWAY	0- 2	0- 1	0- 3				
0- 0	0- 0	0- 0	NEUTRAL	0- 0	0- 0	0- 0				

RPI 1-25				RPI 26-50				RPI 51-100				RPI 101+ Team's RPI: 320			
RPI	S	Opponent	Score	RPI	S	Opponent	Score	RPI	S	Opponent	Score	RPI	S	Opponent	Score
								60	A	South Dakota St.	47 81	114	A	IUPUI	44 67
								60	H	South Dakota St.	63 81	124	A	North Dakota	54 71
								81	A	South Dakota	54 80	157	A	Oral Roberts	58 59
								81	H	South Dakota	94 96	157	H	Oral Roberts	42 52
								88	H	Maine	51 82	194	N	Delaware	50 62
								100	H	New Mexico St.	69 79	228	H	Western Ill.	82 94
												232	H	Grand Canyon	67 76
												248	A	San Diego St.	54 64
												259	A	Omaha	52 77
												271	N	Prairie View	79 58
												273	N	N.C. A&T	64 72
												307	A	Denver	53 64
												329	A	Kent St.	54 75
												331	H	IPFW	94 85
												340	H	Cal St. Fullerton	79 64
												343	A	NJIT	64 59
LAST 12 Division I GAMES:															
								60	A	South Dakota St.	47 81	81	H	South Dakota	94 96
								157	A	Oral Roberts	58 59	157	H	Oral Roberts	42 52
								81	A	South Dakota	54 80	307	A	Denver	53 64
								331	H	IPFW	94 85	60	H	South Dakota St.	63 81
								228	H	Western Ill.	82 94	259	A	Omaha	52 77
								114	A	IUPUI	44 67	340	H	Cal St. Fullerton	79 64

Non-Div I Games: Valley City St. 85 77 St. Mary (NE) 88 68

North Dakota St.

Loss, Non-Conf, S Site, H Home A Away N Neutral

North Florida

Through Games Of Feb. 10, 2016

Average RPI Win: 320	WON-LOST	WINNING	LAST 10	STRENGTH OF	OPP. STRENGTH	TEAM	ADJ.	CONF.	ADJ CONF.
Average RPI Loss: 172	RECORD	PCT. RANK	GAMES	SCHEDULE	OF SCHEDULE	RPI	RPI	RPI	RPI
DIV. I ONLY	4- 17	312	2- 8	173	306	301	301	29	29
DIV. I NON-CONF.	2- 10	304	0- 3	203	316	303	303	27	27
TOTALS	RPI 1-25	RPI 26-50	W-L RECORDS	RPI 51-100	RPI 101-150	RPI 150+			
4- 17	0- 1	0- 1	OVERALL	0- 3	0- 2	4- 10			
2- 9	0- 0	0- 1	HOME	0- 1	0- 0	2- 7			
2- 8	0- 1	0- 0	AWAY	0- 2	0- 2	2- 3			
0- 0	0- 0	0- 0	NEUTRAL	0- 0	0- 0	0- 0			
2- 10	0- 1	0- 1	NON-CONFERENCE	0- 1	0- 2	2- 5			
1- 5	0- 0	0- 1	HOME	0- 0	0- 0	1- 4			
1- 5	0- 1	0- 0	AWAY	0- 1	0- 2	1- 1			
0- 0	0- 0	0- 0	NEUTRAL	0- 0	0- 0	0- 0			
2- 7	0- 0	0- 0	CONFERENCE	0- 2	0- 0	2- 5			
1- 4	0- 0	0- 0	HOME	0- 1	0- 0	1- 3			
1- 3	0- 0	0- 0	AWAY	0- 1	0- 0	1- 2			
0- 0	0- 0	0- 0	NEUTRAL	0- 0	0- 0	0- 0			

RPI S	Opponent	Score	RPI S	Opponent	Score	RPI S	Opponent	Score	RPI S	Opponent	Score	Team's RPI: 301
14	A Florida St.	28 80	49	H Purdue	47 70	65	A FGCU	50 75	126	A Mercer	54 68	
						65	H FGCU	38 65	150	A Alabama	47 69	
						73	A Nebraska	46 91	169	H Jacksonville	39 73	
									175	A Stetson	61 81	
									175	H Stetson	56 67	
									227	A USC Upstate	54 69	
									239	H UNCW	47 63	
									247	H Bethune-Cookman	49 53	
									262	A Georgia St.	63 76	
									282	H Campbell	55 66	
									290	H Kennesaw St.	55 70	
									291	H Towson	74 72	
									310	A UMKC	62 55	
									315	H South Carolina St.	48 53	
									335	H Lipscomb	78 70	
									343	A NJIT	68 51	
LAST 12 Division I GAMES:												
175	H Stetson	56 67	335	H Lipscomb	78 70							
65	A FGCU	50 75	290	H Kennesaw St.	55 70							
175	A Stetson	61 81	169	H Jacksonville	39 73							
65	H FGCU	38 65	126	A Mercer	54 68							
227	A USC Upstate	54 69	239	H UNCW	47 63							
343	A NJIT	68 51	282	H Campbell	55 66							

Non-Div I Games: Warner 60 51 Webber Int'l 60 72 Trinity Baptist 97 30

North Florida

Loss, Non-Conf, S Site, H Home A Away N Neutral

North Texas

Through Games Of Feb. 10, 2016

Average RPI Win:	179	WON-LOST	WINNING	LAST 10	STRENGTH OF	OPP. STRENGTH	TEAM	ADJ.	CONF.	ADJ CONF.
Average RPI Loss:	139	RECORD	PCT. RANK	GAMES	SCHEDULE	OF SCHEDULE	RPI	RPI	RPI	RPI
DIV. I ONLY	8- 12	227	3- 7	147	138	199	199	12	12	
DIV. I NON-CONF.	5- 5	160	2- 0	197	188	174	174	10	10	
TOTALS	RPI 1-25	RPI 26-50	W-L RECORDS	RPI 51-100	RPI 101-150	RPI 150+				
8- 12	0- 1	1- 0	OVERALL	0- 2	2- 4	5- 5				
4- 6	0- 1	0- 0	HOME	0- 1	1- 2	3- 2				
4- 6	0- 0	1- 0	AWAY	0- 1	1- 2	2- 3				
0- 0	0- 0	0- 0	NEUTRAL	0- 0	0- 0	0- 0				
5- 5	0- 0	1- 0	NON-CONFERENCE	0- 0	1- 3	3- 2				
2- 3	0- 0	0- 0	HOME	0- 0	1- 2	1- 1				
3- 2	0- 0	1- 0	AWAY	0- 0	0- 1	2- 1				
0- 0	0- 0	0- 0	NEUTRAL	0- 0	0- 0	0- 0				
3- 7	0- 1	0- 0	CONFERENCE	0- 2	1- 1	2- 3				
2- 3	0- 1	0- 0	HOME	0- 1	0- 0	2- 1				
1- 4	0- 0	0- 0	AWAY	0- 1	1- 1	0- 2				
0- 0	0- 0	0- 0	NEUTRAL	0- 0	0- 0	0- 0				

RPI 1-25				RPI 26-50				RPI 51-100				RPI 101+ Team's RPI: 199			
RPI	S	Opponent	Score	RPI	S	Opponent	Score	RPI	S	Opponent	Score	RPI	S	Opponent	Score
24	H	UTEP	67 75	35	A	Oklahoma	61 57	58	A	Western Ky.	53 65	104	H	Arizona	44 51
								80	H	Middle Tenn.	52 76	112	A	Iona	51 62
												114	H	IUPUI	68 67
												120	H	San Francisco	61 69
												134	A	Marshall	71 63
												136	A	Southern Miss.	38 57
												154	H	SMU	60 57
												164	A	Louisiana Tech	71 77
												166	H	UAB	53 51
												190	H	Weber St.	38 45
												202	A	Texas St.	62 64
												229	H	UTSA	68 58
												240	A	Rice	97 100
												240	H	Rice	73 79
												278	A	La Salle	69 63
												322	A	Incarnate Word	62 55
LAST 12 Division I GAMES:															
164	A	Louisiana Tech	71 77	134	A	Marshall	71 63								
136	A	Southern Miss.	38 57	240	A	Rice	97 100								
240	H	Rice	73 79	24	H	UTEP	67 75								
166	H	UAB	53 51	229	H	UTSA	68 58								
80	H	Middle Tenn.	52 76	322	A	Incarnate Word	62 55								
58	A	Western Ky.	53 65	278	A	La Salle	69 63								

Non-Div I Games:

North Texas

■ Loss,
 ■ Non-Conf, S Site,
 ■ Home
 ■ Away
 N Neutral

Northeastern

Through Games Of Feb. 10, 2016

Average RPI Win:	212	WON-LOST	WINNING	LAST 10	STRENGTH OF	OPP. STRENGTH	TEAM	ADJ.	CONF.	ADJ CONF.
Average RPI Loss:	117	RECORD	PCT. RANK	GAMES	SCHEDULE	OF SCHEDULE	RPI	RPI	RPI	RPI
DIV. I ONLY	8- 14	245	3- 7	97	180	195	195	13	13	
DIV. I NON-CONF.	5- 6	180	0- 1	180	235	202	202	12	12	
TOTALS	RPI 1-25	RPI 26-50	W-L RECORDS	RPI 51-100	RPI 101-150	RPI 150+				
8- 14	0- 1	0- 1	OVERALL	2- 5	0- 3	6- 4				
3- 8	0- 1	0- 0	HOME	1- 3	0- 2	2- 2				
5- 4	0- 0	0- 0	AWAY	1- 2	0- 0	4- 2				
0- 2	0- 0	0- 1	NEUTRAL	0- 0	0- 1	0- 0				
5- 6	0- 1	0- 1	NON-CONFERENCE	1- 0	0- 3	4- 1				
2- 4	0- 1	0- 0	HOME	1- 0	0- 2	1- 1				
3- 0	0- 0	0- 0	AWAY	0- 0	0- 0	3- 0				
0- 2	0- 0	0- 1	NEUTRAL	0- 0	0- 1	0- 0				
3- 8	0- 0	0- 0	CONFERENCE	1- 5	0- 0	2- 3				
1- 4	0- 0	0- 0	HOME	0- 3	0- 0	1- 1				
2- 4	0- 0	0- 0	AWAY	1- 2	0- 0	1- 2				
0- 0	0- 0	0- 0	NEUTRAL	0- 0	0- 0	0- 0				

RPI 1-25				RPI 26-50				RPI 51-100				RPI 101+ Team's RPI: 195			
RPI	S	Opponent	Score	RPI	S	Opponent	Score	RPI	S	Opponent	Score	RPI	S	Opponent	Score
12	H	Michigan St.	51 77	33	N	Missouri	56 69	53	A	James Madison	62 85	103	H	Boston College	45 71
								53	H	James Madison	52 61	118	H	Quinnipiac	60 71
								69	H	Elon	54 56	135	N	Fresno St.	55 69
								78	A	Hofstra	50 75	176	A	Col. of Charleston	52 49
								83	A	Drexel	73 65	194	A	Delaware	52 59
								83	H	Drexel	49 53	197	A	William & Mary	62 69
								88	H	Maine	56 44	197	H	William & Mary	69 68
												217	H	Canisius	57 68
												224	A	Siena	70 67
												266	A	New Hampshire	66 54
												291	H	Towson	71 72
												317	H	UMES	60 49
												348	A	Boston U.	77 44
LAST 12 Division I GAMES:															
53	H	James Madison	52 61	53	A	James Madison	62 85								
176	A	Col. of Charleston	52 49	197	H	William & Mary	69 68								
197	A	William & Mary	62 69	194	A	Delaware	52 59								
69	H	Elon	54 56	83	A	Drexel	73 65								
83	H	Drexel	49 53	291	H	Towson	71 72								
78	A	Hofstra	50 75	103	H	Boston College	45 71								

Non-Div I Games:

Northeastern

■ Loss,
■ Non-Conf, S Site,
■ Home
■ Away
N Neutral

Average RPI Win:	283	WON-LOST	WINNING	LAST 10	STRENGTH OF	OPP. STRENGTH	TEAM	ADJ.	CONF.	ADJ CONF.
Average RPI Loss:	143	RECORD	PCT. RANK	GAMES	SCHEDULE	OF SCHEDULE	RPI	RPI	RPI	RPI
DIV. I ONLY	4- 16	311	2- 8	82	283	260	260	20	20	
DIV. I NON-CONF.	2- 7	280	0- 1	95	220	213	213	21	21	
TOTALS	RPI 1-25	RPI 26-50	W-L RECORDS	RPI 51-100	RPI 101-150	RPI 150+				
4- 16	0- 1	0- 0	OVERALL	0- 3	0- 4	4- 8				
3- 4	0- 0	0- 0	HOME	0- 0	0- 1	3- 3				
1- 11	0- 1	0- 0	AWAY	0- 3	0- 2	1- 5				
0- 1	0- 0	0- 0	NEUTRAL	0- 0	0- 1	0- 0				
2- 7	0- 1	0- 0	NON-CONFERENCE	0- 3	0- 1	2- 2				
1- 1	0- 0	0- 0	HOME	0- 0	0- 0	1- 1				
1- 5	0- 1	0- 0	AWAY	0- 3	0- 0	1- 1				
0- 1	0- 0	0- 0	NEUTRAL	0- 0	0- 1	0- 0				
2- 9	0- 0	0- 0	CONFERENCE	0- 0	0- 3	2- 6				
2- 3	0- 0	0- 0	HOME	0- 0	0- 1	2- 2				
0- 6	0- 0	0- 0	AWAY	0- 0	0- 2	0- 4				
0- 0	0- 0	0- 0	NEUTRAL	0- 0	0- 0	0- 0				

RPI 1-25				RPI 26-50				RPI 51-100				RPI 101+ Team's RPI: 260			
RPI	S	Opponent	Score	RPI	S	Opponent	Score	RPI	S	Opponent	Score	RPI	S	Opponent	Score
24	A	UTEP	66 77					73	A	Nebraska	67 90	124	A	North Dakota	56 63
								96	A	Iowa St.	63 79	140	A	Idaho	59 76
								100	A	New Mexico St.	53 87	140	H	Idaho	51 72
												148	N	Long Beach St.	48 69
												151	H	Hawaii	52 61
												162	A	Montana St.	77 86
												168	A	Northern Colo.	55 79
												179	A	Colorado	66 90
												185	A	Eastern Wash.	65 72
												185	H	Eastern Wash.	71 81
												190	H	Weber St.	56 76
												201	H	Idaho St.	63 62
												225	A	Montana	58 81
												279	H	Lamar	75 63
												323	A	UC Irvine	71 55
												328	H	Southern Utah	57 48
LAST 12 Division I GAMES:															
140	A	Idaho	59 76	185	H	Eastern Wash.	71 81								
185	A	Eastern Wash.	65 72	140	H	Idaho	51 72								
201	H	Idaho St.	63 62	328	H	Southern Utah	57 48								
190	H	Weber St.	56 76	162	A	Montana St.	77 86								
168	A	Northern Colo.	55 79	225	A	Montana	58 81								
124	A	North Dakota	56 63	96	A	Iowa St.	63 79								

Non-Div I Games: N.M. Highlands 91 43 Dixie St. 68 66

Northern Ariz.

■ Loss,
 ■ Non-Conf,
 ■ S Site,
 ■ Home
 ■ A Away
 N Neutral

Average RPI Win: 225	WON-LOST	WINNING	LAST 10	STRENGTH OF	OPP. STRENGTH	TEAM	ADJ.	CONF.	ADJ CONF.
Average RPI Loss: 145	RECORD	PCT. RANK	GAMES	SCHEDULE	OF SCHEDULE	RPI	RPI	RPI	RPI
DIV. I ONLY	9- 11	201	5- 5	131	227	168	168	20	20
DIV. I NON-CONF.	4- 5	193	0- 1	163	78	165	165	21	21
<hr/>									
TOTALS	RPI 1-25	RPI 26-50	W-L RECORDS	RPI 51-100	RPI 101-150	RPI 150+			
9- 11	0- 0	0- 1	OVERALL	0- 2	1- 2	8- 6			
5- 2	0- 0	0- 1	HOME	0- 1	0- 0	5- 0			
2- 9	0- 0	0- 0	AWAY	0- 1	0- 2	2- 6			
2- 0	0- 0	0- 0	NEUTRAL	0- 0	1- 0	1- 0			
4- 5	0- 0	0- 1	NON-CONFERENCE	0- 2	1- 0	3- 2			
1- 2	0- 0	0- 1	HOME	0- 1	0- 0	1- 0			
1- 3	0- 0	0- 0	AWAY	0- 1	0- 0	1- 2			
2- 0	0- 0	0- 0	NEUTRAL	0- 0	1- 0	1- 0			
5- 6	0- 0	0- 0	CONFERENCE	0- 0	0- 2	5- 4			
4- 0	0- 0	0- 0	HOME	0- 0	0- 0	4- 0			
1- 6	0- 0	0- 0	AWAY	0- 0	0- 2	1- 4			
0- 0	0- 0	0- 0	NEUTRAL	0- 0	0- 0	0- 0			

RPI 1-25			RPI 26-50			RPI 51-100			RPI 101+ Team's RPI: 168		
RPI	S	Opponent	Score	RPI	S	Opponent	Score	RPI	S	Opponent	Score
				48	H	St. Mary's (CA)	52 65	54	H	Colorado St.	46 62
								60	A	South Dakota St.	62 66
								109	N	Akron	78 65
								124	A	North Dakota	51 54
								140	A	Idaho	56 66
								162	A	Montana St.	58 66
								179	A	Colorado	41 63
								185	A	Eastern Wash.	55 59
								190	A	Weber St.	79 82
								190	H	Weber St.	65 63
								201	A	Idaho St.	61 59
								201	H	Idaho St.	48 47
								209	N	Valparaiso	77 63
								221	H	Utah St.	74 60
								225	A	Montana	46 58
								232	A	Grand Canyon	59 69
								260	H	Northern Ariz.	79 55
								307	A	Denver	60 51
								328	H	Southern Utah	64 44
<hr/>											
LAST 12 Division I GAMES:											
201	A	Idaho St.	61 59	225	A	Montana	46 58				
190	A	Weber St.	79 82	190	H	Weber St.	65 63				
124	A	North Dakota	51 54	201	H	Idaho St.	48 47				
260	H	Northern Ariz.	79 55	140	A	Idaho	56 66				
328	H	Southern Utah	64 44	185	A	Eastern Wash.	55 59				
162	A	Montana St.	58 66	232	A	Grand Canyon	59 69				

Non-Div I Games: Western St. 101 48

Northern Colo.

■ Loss,
 ■ Non-Conf, S Site,
 ■ Home
 ■ Away
 N Neutral

Average RPI Win:	249	WON-LOST	WINNING	LAST 10	STRENGTH OF	OPP. STRENGTH	TEAM	ADJ.	CONF.	ADJ CONF.
Average RPI Loss:	154	RECORD	PCT. RANK	GAMES	SCHEDULE	OF SCHEDULE	RPI	RPI	RPI	RPI
DIV. I ONLY	9- 12	209	2- 1	292	176	245	245	11	11	
DIV. I NON-CONF.	6- 4	125	1- 0	347	253	250	250	13	13	
TOTALS	RPI 1-25	RPI 26-50	W-L RECORDS	RPI 51-100	RPI 101-150	RPI 150+				
9- 12	0- 0	0- 2	OVERALL	1- 1	2- 3	6- 6				
5- 3	0- 0	0- 1	HOME	1- 0	1- 1	3- 1				
2- 8	0- 0	0- 1	AWAY	0- 1	1- 2	1- 4				
2- 1	0- 0	0- 0	NEUTRAL	0- 0	0- 0	2- 1				
6- 4	0- 0	0- 0	NON-CONFERENCE	1- 0	0- 1	5- 3				
3- 0	0- 0	0- 0	HOME	1- 0	0- 0	2- 0				
1- 3	0- 0	0- 0	AWAY	0- 0	0- 1	1- 2				
2- 1	0- 0	0- 0	NEUTRAL	0- 0	0- 0	2- 1				
3- 8	0- 0	0- 2	CONFERENCE	0- 1	2- 2	1- 3				
2- 3	0- 0	0- 1	HOME	0- 0	1- 1	1- 1				
1- 5	0- 0	0- 1	AWAY	0- 1	1- 1	0- 2				
0- 0	0- 0	0- 0	NEUTRAL	0- 0	0- 0	0- 0				

RPI S	Opponent	Score	RPI S	Opponent	Score	RPI S	Opponent	Score	RPI S	Opponent	Score	Team's RPI: 245
32	A Ohio	70 95	32	H Ohio	47 72	72	A Central Mich.	63 95	108	A Toledo	59 66	
						99	H Drake	87 73	109	A Akron	65 58	
									111	H Eastern Mich.	80 87	
									137	H Buffalo	76 74	
									138	A Wisconsin	62 89	
									173	A SIUE	67 93	
									174	A Milwaukee	58 73	
									189	N Kansas	58 66	
									238	H Bowling Green	43 58	
									257	A Miami (OH)	60 66	
									257	H Miami (OH)	92 73	
									313	H Bradley	68 64	
									314	N Illinois St.	68 59	
									329	A Kent St.	85 95	
									337	H Eastern Ill.	79 63	
									339	A Chicago St.	68 50	
									340	N Cal St. Fullerton	72 49	
LAST 12 Division I GAMES:												
340	N Cal St. Fullerton	72 49	238	H Bowling Green	43 58							
257	H Miami (OH)	92 73	108	A Toledo	59 66							
32	A Ohio	70 95	72	A Central Mich.	63 95							
137	H Buffalo	76 74	111	H Eastern Mich.	80 87							
329	A Kent St.	85 95	257	A Miami (OH)	60 66							
32	H Ohio	47 72	109	A Akron	65 58							

Non-Div I Games: Wis. Lutheran 69 42

Northern Ill.

■ Loss,
 ■ Non-Conf, S Site,
 ■ Home
 ■ Away
 N Neutral

Average RPI Win:	220	WON-LOST	WINNING	LAST 10	STRENGTH OF	OPP. STRENGTH	TEAM	ADJ.	CONF.	ADJ CONF.
Average RPI Loss:	125	RECORD	PCT. RANK	GAMES	SCHEDULE	OF SCHEDULE	RPI	RPI	RPI	RPI
DIV. I ONLY	12- 8	116	6- 4	200	137	147	147	14	14	
DIV. I NON-CONF.	6- 3	100	0- 1	274	119	172	172	15	15	
TOTALS	RPI 1-25	RPI 26-50	W-L RECORDS	RPI 51-100	RPI 101-150	RPI 150+				
12- 8	0- 2	0- 0	OVERALL	1- 0	1- 2	10- 4				
5- 5	0- 2	0- 0	HOME	1- 0	0- 1	4- 2				
7- 3	0- 0	0- 0	AWAY	0- 0	1- 1	6- 2				
0- 0	0- 0	0- 0	NEUTRAL	0- 0	0- 0	0- 0				
6- 3	0- 1	0- 0	NON-CONFERENCE	1- 0	0- 1	5- 1				
4- 2	0- 1	0- 0	HOME	1- 0	0- 1	3- 0				
2- 1	0- 0	0- 0	AWAY	0- 0	0- 0	2- 1				
0- 0	0- 0	0- 0	NEUTRAL	0- 0	0- 0	0- 0				
6- 5	0- 1	0- 0	CONFERENCE	0- 0	1- 1	5- 3				
1- 3	0- 1	0- 0	HOME	0- 0	0- 0	1- 2				
5- 2	0- 0	0- 0	AWAY	0- 0	1- 1	4- 1				
0- 0	0- 0	0- 0	NEUTRAL	0- 0	0- 0	0- 0				

RPI	S	Opponent	Score	RPI	S	Opponent	Score	RPI	S	Opponent	Score	RPI	S	Opponent	Score	Team's RPI: 147
20	H	Green Bay	73 81					84	H	Marquette	83 78	101	A	Wright St.	61 66	
23	H	Kentucky	65 84									109	H	Akron	75 77	
												122	A	Youngstown St.	88 77	
												161	A	Detroit	65 66	
												174	H	Milwaukee	60 86	
												183	A	Robert Morris	72 70	
												203	A	Oakland	75 71	
												204	A	Cincinnati	68 71	
												209	A	Valparaiso	68 50	
												209	H	Valparaiso	60 61	
												218	A	Ill.-Chicago	72 61	
												218	H	Ill.-Chicago	55 53	
												244	H	Indiana St.	73 67	
												257	A	Miami (OH)	71 57	
												272	H	Tennessee Tech	88 62	
												302	A	Cleveland St.	83 51	
												331	H	IPFW	77 64	
LAST 12 Division I GAMES:																
209	A	Valparaiso	68 50	161	A	Detroit	65 66									
218	A	Ill.-Chicago	72 61	203	A	Oakland	75 71									
122	A	Youngstown St.	88 77	101	A	Wright St.	61 66									
302	A	Cleveland St.	83 51	218	H	Ill.-Chicago	55 53									
174	H	Milwaukee	60 86	209	H	Valparaiso	60 61									
20	H	Green Bay	73 81	109	H	Akron	75 77									

Non-Div I Games: Ind.-Kokomo 104 33 West Virginia St. 92 47

Northern Ky.

■ Loss,
 ■ Non-Conf, S Site,
 ■ Home
 ■ Away
 N Neutral

Northwestern

Through Games Of Feb. 10, 2016

Average RPI Win:	173	WON-LOST	WINNING	LAST 10	STRENGTH OF	OPP. STRENGTH	TEAM	ADJ.	CONF.	ADJ CONF.
Average RPI Loss:	50	RECORD	PCT. RANK	GAMES	SCHEDULE	OF SCHEDULE	RPI	RPI	RPI	RPI
DIV. I ONLY	14- 11	141	2- 8	58	55	89	89	4	4	
DIV. I NON-CONF.	11- 1	16	0- 0	227	205	67	67	4	4	
TOTALS	RPI 1-25	RPI 26-50	W-L RECORDS	RPI 51-100	RPI 101-150	RPI 150+				
14- 11	1- 4	0- 3	OVERALL	1- 3	3- 0	9- 1				
8- 5	1- 1	0- 2	HOME	1- 2	1- 0	5- 0				
3- 6	0- 0	0- 0	AWAY	0- 0	1- 0	2- 1				
3- 0	0- 0	0- 0	NEUTRAL	0- 0	1- 0	2- 0				
11- 1	0- 1	0- 0	NON-CONFERENCE	0- 0	3- 0	8- 0				
6- 1	0- 1	0- 0	HOME	0- 0	1- 0	5- 0				
2- 0	0- 0	0- 0	AWAY	0- 0	1- 0	1- 0				
3- 0	0- 0	0- 0	NEUTRAL	0- 0	1- 0	2- 0				
3- 10	1- 3	0- 3	CONFERENCE	1- 3	0- 0	1- 1				
2- 4	1- 0	0- 2	HOME	1- 2	0- 0	0- 0				
1- 6	0- 3	0- 1	AWAY	0- 1	0- 0	1- 1				
0- 0	0- 0	0- 0	NEUTRAL	0- 0	0- 0	0- 0				

RPI	S	Opponent	Score	RPI	S	Opponent	Score	RPI	S	Opponent	Score	RPI	S	Opponent	Score
5	A	Ohio St.	73 76	39	A	Rutgers	59 61	51	H	Iowa	64 79	107	A	North Carolina	85 72
5	H	Ohio St.	86 82	41	H	Indiana	84 91	73	H	Nebraska	85 62	116	H	Western Mich.	86 62
11	A	Maryland	62 80	49	H	Purdue	71 85	86	A	Minnesota	92 95	119	N	Creighton	75 52
12	A	Michigan St.	51 74					86	H	Minnesota	106 112	153	A	Loyola Chicago	81 72
19	H	DePaul	64 77									155	A	Penn St.	72 79
												160	A	Illinois	69 59
												172	N	East Carolina	78 75
												174	H	Milwaukee	69 44
												185	N	Eastern Wash.	74 70
												201	H	Idaho St.	72 36
												310	H	UMKC	80 38
												319	H	Alcorn	91 47
												324	H	Howard	89 49
LAST 12 Division I GAMES:															
39	A	Rutgers	59 61	86	A	Minnesota	92 95								
86	H	Minnesota	106 112	11	A	Maryland	62 80								
160	A	Illinois	69 59	5	H	Ohio St.	86 82								
51	H	Iowa	64 79	12	A	Michigan St.	51 74								
5	A	Ohio St.	73 76	49	H	Purdue	71 85								
41	H	Indiana	84 91	73	H	Nebraska	85 62								

Non-Div I Games:

Northwestern

■ Loss,
■ Non-Conf,
■ S Site,
■ H Home
■ A Away
N Neutral

Average RPI Win:	267	WON-LOST	WINNING	LAST 10	STRENGTH OF	OPP. STRENGTH	TEAM	ADJ.	CONF.	ADJ CONF.
Average RPI Loss:	132	RECORD	PCT. RANK	GAMES	SCHEDULE	OF SCHEDULE	RPI	RPI	RPI	RPI
DIV. I ONLY	9- 10	194	5- 5	81	319	132	132	27	27	
DIV. I NON-CONF.	2- 5	253	0- 0	4	298	129	129	26	26	
TOTALS	RPI 1-25	RPI 26-50	W-L RECORDS	RPI 51-100	RPI 101-150	RPI 150+				
9- 10	0- 2	0- 0	OVERALL	0- 2	1- 2	8- 4				
6- 1	0- 0	0- 0	HOME	0- 0	0- 1	6- 0				
3- 8	0- 1	0- 0	AWAY	0- 0	1- 0	2- 0				
0- 1	0- 0	0- 0	NEUTRAL	0- 0	0- 1	0- 0				
2- 5	0- 2	0- 0	NON-CONFERENCE	0- 1	0- 1	2- 1				
2- 0	0- 0	0- 0	HOME	0- 0	0- 0	2- 0				
0- 4	0- 2	0- 0	AWAY	0- 1	0- 0	0- 1				
0- 1	0- 0	0- 0	NEUTRAL	0- 0	0- 1	0- 0				
7- 5	0- 0	0- 0	CONFERENCE	0- 1	1- 1	6- 3				
4- 1	0- 0	0- 0	HOME	0- 0	0- 1	4- 0				
3- 4	0- 0	0- 0	AWAY	0- 1	1- 0	2- 3				
0- 0	0- 0	0- 0	NEUTRAL	0- 0	0- 0	0- 0				

RPI 1-25				RPI 26-50				RPI 51-100				RPI 101+ Team's RPI: 132			
RPI	S	Opponent	Score	RPI	S	Opponent	Score	RPI	S	Opponent	Score	RPI	S	Opponent	Score
4	A	Baylor	44 86					64	A	Abilene Christian	46 67	130	A	Central Ark.	60 56
8	A	Texas	33 86					100	A	New Mexico St.	54 65	130	H	Central Ark.	49 74
												148	N	Long Beach St.	59 60
												154	A	SMU	36 74
												170	A	McNeese St.	74 78
												230	H	Grambling	71 62
												233	A	Stephen F. Austin	52 68
												237	H	Houston Baptist	55 44
												243	H	Sam Houston St.	69 49
												279	A	Lamar	73 51
												305	H	Southeastern La.	82 62
												308	A	Nicholls St.	61 70
												322	A	Incarinate Word	53 48
												327	H	Jackson St.	59 54
												330	H	A&M-Corpus Christi	60 43
LAST 12 Division I GAMES:															
130	A	Central Ark.	60 56	279	A	Lamar	73 51	330	H	A&M-Corpus Christi	60 43				
233	A	Stephen F. Austin	52 68	322	A	Incarinate Word	53 48	64	A	Abilene Christian	46 67				
305	H	Southeastern La.	82 62	243	H	Sam Houston St.	69 49								
130	H	Central Ark.	49 74	237	H	Houston Baptist	55 44								
170	A	McNeese St.	74 78												
308	A	Nicholls St.	61 70												

Non-Div I Games: LeTourneau 73 44 Xavier (LA) 73 57 LSU-Alexandria 94 65 Central Baptist 86 56 Northwestern St.

Average RPI Win:	80	WON-LOST	WINNING	LAST 10	STRENGTH OF	OPP. STRENGTH	TEAM	ADJ.	CONF.	ADJ CONF.
Average RPI Loss:	2	RECORD	PCT. RANK	GAMES	SCHEDULE	OF SCHEDULE	RPI	RPI	RPI	RPI
DIV. I ONLY	23- 1	3	5- 0	4	1	1	1	5	5	
DIV. I NON-CONF.	12- 1	9	1- 0	9	2	2	2	5	5	
TOTALS	RPI 1-25	RPI 26-50	W-L RECORDS	RPI 51-100	RPI 101-150	RPI 150+				
23- 1	6- 1	3- 0	OVERALL	8- 0	4- 0	2- 0				
11- 0	4- 0	2- 0	HOME	3- 0	2- 0	0- 0				
10- 1	1- 1	1- 0	AWAY	5- 0	2- 0	1- 0				
2- 0	1- 0	0- 0	NEUTRAL	0- 0	0- 0	1- 0				
12- 1	5- 1	0- 0	NON-CONFERENCE	4- 0	1- 0	2- 0				
6- 0	4- 0	0- 0	HOME	1- 0	1- 0	0- 0				
4- 1	0- 1	0- 0	AWAY	3- 0	0- 0	1- 0				
2- 0	1- 0	0- 0	NEUTRAL	0- 0	0- 0	1- 0				
11- 0	1- 0	3- 0	CONFERENCE	4- 0	3- 0	0- 0				
5- 0	0- 0	2- 0	HOME	2- 0	1- 0	0- 0				
6- 0	1- 0	1- 0	AWAY	2- 0	2- 0	0- 0				
0- 0	0- 0	0- 0	NEUTRAL	0- 0	0- 0	0- 0				

RPI	S	Opponent	Score	RPI	S	Opponent	Score	RPI	S	Opponent	Score	RPI	S	Opponent	Score
2	A	UConn	81 91	28	H	Syracuse	90 62	60	A	South Dakota St.	75 64	103	A	Boston College	63 50
5	H	Ohio St.	75 72	40	H	North Carolina St.	82 46	75	A	Georgia Tech	54 42	107	H	North Carolina	88 54
7	H	Oregon St.	62 61	43	A	Duke	68 61	75	H	Georgia Tech	85 76	108	H	Toledo	74 39
10	N	UCLA	92 84					90	H	Bucknell	85 54	145	A	Pittsburgh	65 55
15	H	Tennessee	79 66					93	H	Virginia Tech	80 41	209	A	Valparaiso	110 54
16	A	Louisville	66 61					94	A	Saint Joseph's	91 55	307	N	Denver	94 52
19	H	DePaul	95 90					95	A	TCU	88 72				
								97	A	Virginia	74 46				
LAST 12 Division I GAMES:															
10	N	UCLA	92 84	28	H	Syracuse	90 62	15	H	Tennessee	79 66				
16	A	Louisville	66 61	40	H	North Carolina St.	82 46	103	A	Boston College	63 50				
43	A	Duke	68 61	43	A	Duke	68 61	107	H	North Carolina	88 54				
75	A	Georgia Tech	54 42	43	A	Duke	68 61	97	A	Virginia	74 46				
93	H	Virginia Tech	80 41	75	A	Georgia Tech	54 42	145	A	Pittsburgh	65 55				

Non-Div I Games:

Notre Dame

Average RPI Win:	256	WON-LOST	WINNING	LAST 10	STRENGTH OF	OPP. STRENGTH	TEAM	ADJ.	CONF.	ADJ CONF.
Average RPI Loss:	152	RECORD	PCT. RANK	GAMES	SCHEDULE	OF SCHEDULE	RPI	RPI	RPI	RPI
DIV. I ONLY	10- 10	167	4- 6	281	214	203	203	14	14	
DIV. I NON-CONF.	6- 3	100	2- 0	338	306	225	225	15	15	
TOTALS	RPI 1-25	RPI 26-50	W-L RECORDS	RPI 51-100	RPI 101-150	RPI 150+				
10- 10	1- 1	0- 0	OVERALL	0- 1	0- 4	9- 4				
3- 5	0- 1	0- 0	HOME	0- 1	0- 3	3- 0				
7- 5	1- 0	0- 0	AWAY	0- 0	0- 1	6- 4				
0- 0	0- 0	0- 0	NEUTRAL	0- 0	0- 0	0- 0				
6- 3	0- 1	0- 0	NON-CONFERENCE	0- 1	0- 0	6- 1				
2- 2	0- 1	0- 0	HOME	0- 1	0- 0	2- 0				
4- 1	0- 0	0- 0	AWAY	0- 0	0- 0	4- 1				
0- 0	0- 0	0- 0	NEUTRAL	0- 0	0- 0	0- 0				
4- 7	1- 0	0- 0	CONFERENCE	0- 0	0- 4	3- 3				
1- 3	0- 0	0- 0	HOME	0- 0	0- 3	1- 0				
3- 4	1- 0	0- 0	AWAY	0- 0	0- 1	2- 3				
0- 0	0- 0	0- 0	NEUTRAL	0- 0	0- 0	0- 0				

RPI 1-25				RPI 26-50				RPI 51-100				RPI 101+ Team's RPI: 203			
RPI	S	Opponent	Score	RPI	S	Opponent	Score	RPI	S	Opponent	Score	RPI	S	Opponent	Score
12	H	Michigan St.	62 82					72	H	Central Mich.	87 110	101	H	Wright St.	72 77
20	A	Green Bay	58 56									122	A	Youngstown St.	63 67
												122	H	Youngstown St.	77 96
												147	H	Northern Ky.	71 75
												161	A	Detroit	79 73
												174	A	Milwaukee	64 77
												209	A	Valparaiso	66 81
												218	A	Ill.-Chicago	78 76
												257	A	Miami (OH)	54 65
												270	H	Dartmouth	78 60
												287	A	Vermont	74 68
												289	A	Niagara	77 67
												302	A	Cleveland St.	75 88
												302	H	Cleveland St.	79 69
												331	H	IPFW	81 74
												339	A	Chicago St.	74 51
												346	A	Norfolk St.	83 73
LAST 12 Division I GAMES:															
302	A	Cleveland St.	75 88	147	H	Northern Ky.	71 75								
122	A	Youngstown St.	63 67	209	A	Valparaiso	66 81								
174	A	Milwaukee	64 77	218	A	Ill.-Chicago	78 76								
20	A	Green Bay	58 56	302	H	Cleveland St.	79 69								
161	A	Detroit	79 73	287	A	Vermont	74 68								
101	H	Wright St.	72 77	331	H	IPFW	81 74								

Non-Div I Games: Rochester College 83 49 Mich.-Dearborn 123 38

Oakland

■ Loss,
 ■ Non-Conf, S Site,
 ■ Home
 ■ Away
 N Neutral

Average RPI Win:	173	WON-LOST	WINNING	LAST 10	STRENGTH OF	OPP. STRENGTH	TEAM	ADJ.	CONF.	ADJ CONF.
Average RPI Loss:	95	RECORD	PCT. RANK	GAMES	SCHEDULE	OF SCHEDULE	RPI	RPI	RPI	RPI
DIV. I ONLY	18- 4	31	9- 1	117	104	32	32	11	11	
DIV. I NON-CONF.	8- 3	77	1- 0	191	55	66	66	13	13	
TOTALS	RPI 1-25	RPI 26-50	W-L RECORDS	RPI 51-100	RPI 101-150	RPI 150+				
18- 4	0- 1	1- 0	OVERALL	5- 1	3- 1	9- 1				
8- 0	0- 0	0- 0	HOME	3- 0	2- 0	3- 0				
6- 4	0- 0	0- 0	AWAY	1- 1	1- 0	4- 0				
4- 0	0- 0	1- 0	NEUTRAL	1- 0	0- 0	2- 0				
8- 3	0- 1	1- 0	NON-CONFERENCE	2- 1	0- 0	5- 1				
3- 0	0- 0	0- 0	HOME	1- 0	0- 0	2- 0				
1- 3	0- 1	0- 0	AWAY	0- 1	0- 0	1- 1				
4- 0	0- 0	1- 0	NEUTRAL	1- 0	0- 0	2- 0				
10- 1	0- 0	0- 0	CONFERENCE	3- 0	3- 1	4- 0				
5- 0	0- 0	0- 0	HOME	2- 0	2- 0	1- 0				
5- 1	0- 0	0- 0	AWAY	1- 0	1- 1	3- 0				
0- 0	0- 0	0- 0	NEUTRAL	0- 0	0- 0	0- 0				

RPI 1-25				RPI 26-50				Team's RPI: 32				RPI 51-100				RPI 101+			
RPI	S	Opponent	Score	RPI	S	Opponent	Score	RPI	S	Opponent	Score	RPI	S	Opponent	Score	RPI	S	Opponent	Score
25	A	Duquesne	47 64	41	N	Indiana	63 56	57	A	Vanderbilt	59 62	109	H	Akron	75 55				
								63	A	Ball St.	68 67	111	A	Eastern Mich.	71 64				
								63	H	Ball St.	73 48	116	H	Western Mich.	73 63				
								65	N	FGCU	69 57	137	A	Buffalo	43 51				
								72	H	Central Mich.	86 84	160	A	Illinois	53 62				
								80	H	Middle Tenn.	72 49	172	N	East Carolina	64 61				
												238	A	Bowling Green	72 57				
												239	A	UNCW	75 59				
												245	A	Northern Ill.	72 47				
												245	H	Northern Ill.	95 70				
												275	H	Saint Francis (PA)	91 65				
												312	N	Winthrop	75 54				
												329	A	Kent St.	93 54				
												331	H	IPFW	79 52				
LAST 12 Division I GAMES:																			
245	H	Northern Ill.	95 70	72	H	Central Mich.	86 84												
137	A	Buffalo	43 51	111	A	Eastern Mich.	71 64												
63	A	Ball St.	68 67	238	A	Bowling Green	72 57												
109	H	Akron	75 55	63	H	Ball St.	73 48												
245	A	Northern Ill.	72 47	116	H	Western Mich.	73 63												
329	A	Kent St.	93 54	80	H	Middle Tenn.	72 49												

Non-Div I Games:

Ohio

Average RPI Win: 98		WON-LOST	WINNING	LAST 10	STRENGTH OF	OPP. STRENGTH	TEAM	ADJ.	CONF.	ADJ CONF.
Average RPI Loss: 24		RECORD	PCT. RANK	GAMES	SCHEDULE	OF SCHEDULE	RPI	RPI	RPI	RPI
DIV. I ONLY		19- 4	26	9- 1	2	14	5	5	4	4
DIV. I NON-CONF.		8- 3	77	0- 0	8	31	9	9	4	4
TOTALS		RPI 1-25	RPI 26-50		W-L RECORDS		RPI 51-100	RPI 101-150	RPI 150+	
19- 4	4- 3	5- 0		OVERALL		3- 1	3- 0	4- 0		
12- 1	2- 1	4- 0		HOME		2- 0	2- 0	2- 0		
5- 3	1- 2	1- 0		AWAY		1- 1	0- 0	2- 0		
2- 0	1- 0	0- 0		NEUTRAL		0- 0	1- 0	0- 0		
8- 3	1- 3	1- 0		NON-CONFERENCE		1- 0	2- 0	3- 0		
5- 1	0- 1	1- 0		HOME		1- 0	1- 0	2- 0		
1- 2	0- 2	0- 0		AWAY		0- 0	0- 0	1- 0		
2- 0	1- 0	0- 0		NEUTRAL		0- 0	1- 0	0- 0		
11- 1	3- 0	4- 0		CONFERENCE		2- 1	1- 0	1- 0		
7- 0	2- 0	3- 0		HOME		1- 0	1- 0	0- 0		
4- 1	1- 0	1- 0		AWAY		1- 1	0- 0	1- 0		
0- 0	0- 0	0- 0		NEUTRAL		0- 0	0- 0	0- 0		

RPI	S	Opponent	Score	RPI	S	Opponent	Score	RPI	S	Opponent	Score	RPI	S	Opponent	Score
1	A	Notre Dame	72 75	39	A	Rutgers	67 58	76	A	Michigan	97 93	102	N	Liberty	75 65
2	H	UConn	56 100	39	H	Rutgers	90 78	89	A	Northwestern	82 86	110	H	Belmont	84 56
3	A	South Carolina	80 88	41	H	Indiana	97 70	89	H	Northwestern	76 73	138	H	Wisconsin	87 61
11	A	Maryland	80 71	46	H	Princeton	90 70	97	H	Virginia	93 73	160	A	Illinois	80 70
11	H	Maryland	94 86	49	H	Purdue	90 70					204	A	Cincinnati	105 76
12	H	Michigan St.	85 80									273	H	N.C. A&T	89 56
18	N	Texas A&M	95 80									342	H	Wagner	106 47
LAST 12 Division I GAMES:															
		11	H	Maryland	94	86			49	H	Purdue	90	70		
		138	H	Wisconsin	87	61			89	A	Northwestern	82	86		
		160	A	Illinois	80	70			39	H	Rutgers	90	78		
		89	H	Northwestern	76	73			41	H	Indiana	97	70		
		39	A	Rutgers	67	58			11	A	Maryland	80	71		
		76	A	Michigan	97	93			12	H	Michigan St.	85	80		

Non-Div I Games:

Ohio St.

■ Loss,
 ■ Non-Conf, S Site,
 ■ Home
 ■ Away
 N Neutral

Average RPI Win:	132	WON-LOST	WINNING	LAST 10	STRENGTH OF	OPP. STRENGTH	TEAM	ADJ.	CONF.	ADJ CONF.
Average RPI Loss:	44	RECORD	PCT. RANK	GAMES	SCHEDULE	OF SCHEDULE	RPI	RPI	RPI	RPI
DIV. I ONLY	16- 7	70	6- 4	47	12	35	35	3	3	
DIV. I NON-CONF.	9- 2	37	0- 0	199	23	69	69	3	3	
TOTALS	RPI 1-25	RPI 26-50	W-L RECORDS	RPI 51-100	RPI 101-150	RPI 150+				
16- 7	1- 5	3- 1	OVERALL	4- 0	2- 0	6- 1				
9- 2	1- 1	2- 0	HOME	1- 0	1- 0	4- 1				
5- 4	0- 3	1- 1	AWAY	2- 0	0- 0	2- 0				
2- 1	0- 1	0- 0	NEUTRAL	1- 0	1- 0	0- 0				
9- 2	1- 1	1- 0	NON-CONFERENCE	1- 0	1- 0	5- 1				
4- 1	1- 0	0- 0	HOME	0- 0	0- 0	3- 1				
3- 0	0- 0	1- 0	AWAY	0- 0	0- 0	2- 0				
2- 1	0- 1	0- 0	NEUTRAL	1- 0	1- 0	0- 0				
7- 5	0- 4	2- 1	CONFERENCE	3- 0	1- 0	1- 0				
5- 1	0- 1	2- 0	HOME	1- 0	1- 0	1- 0				
2- 4	0- 3	0- 1	AWAY	2- 0	0- 0	0- 0				
0- 0	0- 0	0- 0	NEUTRAL	0- 0	0- 0	0- 0				

RPI 1-25				RPI 26-50				Team's RPI: 35	RPI 51-100				RPI 101+			
RPI	S	Opponent	Score	RPI	S	Opponent	Score		RPI	S	Opponent	Score	RPI	S	Opponent	Score
4	A	Baylor	68 78	34	H	West Virginia	57 54		71	N	Utah	70 55	103	N	Boston College	76 61
8	A	Texas	76 83	37	A	Washington	71 68		95	A	TCU	78 65	131	H	Texas Tech	92 53
13	H	BYU	73 47	45	A	Kansas St.	71 87		95	H	TCU	77 64	171	H	Little Rock	65 52
17	A	Oklahoma St.	42 73	45	H	Kansas St.	68 58		96	A	Iowa St.	77 71	184	A	Tulsa	75 62
17	H	Oklahoma St.	69 71										189	H	Kansas	67 44
18	N	Texas A&M	68 74										199	H	North Texas	57 61
													229	H	UTSA	80 41
													312	H	Winthrop	78 48
													313	A	Bradley	79 46
LAST 12 Division I GAMES:																
45	A	Kansas St.	71 87	131	H	Texas Tech	92 53									
95	H	TCU	77 64	17	A	Oklahoma St.	42 73									
17	H	Oklahoma St.	69 71	45	H	Kansas St.	68 58									
96	A	Iowa St.	77 71	95	A	TCU	78 65									
34	H	West Virginia	57 54	4	A	Baylor	68 78									
8	A	Texas	76 83	189	H	Kansas	67 44									

Non-Div I Games:

Oklahoma

■ Loss,
 ■ Non-Conf, S Site,
 ■ Home
 ■ Away
 N Neutral

Average RPI Win: 143		WON-LOST	WINNING	LAST 10	STRENGTH OF	OPP. STRENGTH	TEAM	ADJ.	CONF.	ADJ CONF.
Average RPI Loss: 40		RECORD	PCT. RANK	GAMES	SCHEDULE	OF SCHEDULE	RPI	RPI	RPI	RPI
DIV. I ONLY		18- 5	36	7- 3	44	51	17	17	3	3
DIV. I NON-CONF.		10- 1	19	0- 0	167	197	31	31	3	3
TOTALS		RPI 1-25	RPI 26-50		W-L RECORDS		RPI 51-100	RPI 101-150	RPI 150+	
18- 5	1- 2	2- 2		OVERALL		4- 1	3- 0	8- 0		
13- 1	1- 1	1- 0		HOME		3- 0	2- 0	6- 0		
5- 4	0- 1	1- 2		AWAY		1- 1	1- 0	2- 0		
0- 0	0- 0	0- 0		NEUTRAL		0- 0	0- 0	0- 0		
10- 1	0- 0	0- 1		NON-CONFERENCE		2- 0	1- 0	7- 0		
8- 0	0- 0	0- 0		HOME		1- 0	1- 0	6- 0		
2- 1	0- 0	0- 1		AWAY		1- 0	0- 0	1- 0		
0- 0	0- 0	0- 0		NEUTRAL		0- 0	0- 0	0- 0		
8- 4	1- 2	2- 1		CONFERENCE		2- 1	2- 0	1- 0		
5- 1	1- 1	1- 0		HOME		2- 0	1- 0	0- 0		
3- 3	0- 1	1- 1		AWAY		0- 1	1- 0	1- 0		
0- 0	0- 0	0- 0		NEUTRAL		0- 0	0- 0	0- 0		

RPI	S	Opponent	Score	RPI	S	Opponent	Score	RPI	S	Opponent	Score	RPI	S	Opponent	Score
4	H	Baylor	52 45	35	A	Oklahoma	71 69	68	H	Washington St.	70 60	107	H	North Carolina	77 67
8	A	Texas	55 70	35	H	Oklahoma	73 42	91	A	Missouri St.	74 55	131	A	Texas Tech	69 46
8	H	Texas	48 78	42	A	South Fla.	46 68	95	H	TCU	80 52	131	H	Texas Tech	70 57
				45	A	Kansas St.	44 47	96	A	Iowa St.	42 49	157	H	Oral Roberts	59 55
								96	H	Iowa St.	79 76	173	H	SIUE	86 61
												188	H	UTRGV	78 54
												189	A	Kansas	74 46
												235	H	Texas Southern	87 52
												264	A	UCF	74 55
												279	H	Lamar	90 45
												294	H	Savannah St.	76 48
LAST 12 Division I GAMES:															
8	A	Texas	55 70	35	H	Oklahoma	73 42	45	A	Kansas St.	44 47	8	H	Texas	48 78
131	H	Texas Tech	70 57	45	A	Kansas St.	44 47	8	H	Texas	48 78	131	A	Texas Tech	69 46
35	A	Oklahoma	71 69	8	H	Texas	48 78	131	A	Texas Tech	69 46	96	A	Iowa St.	42 49
95	H	TCU	80 52	131	A	Texas Tech	69 46	4	H	Baylor	52 45				
189	A	Kansas	74 46	96	A	Iowa St.	42 49								
96	H	Iowa St.	79 76												

Non-Div I Games:

Oklahoma St.

■ Loss,
■ Non-Conf, S Site,
■ Home
■ Away
N Neutral

Average RPI Win:	211	WON-LOST	WINNING	LAST 10	STRENGTH OF	OPP. STRENGTH	TEAM	ADJ.	CONF.	ADJ CONF.
Average RPI Loss:	120	RECORD	PCT. RANK	GAMES	SCHEDULE	OF SCHEDULE	RPI	RPI	RPI	RPI
DIV. I ONLY	10- 12	199	6- 4	99	170	158	158	12	12	
DIV. I NON-CONF.	4- 8	234	1- 1	174	254	226	226	10	10	
TOTALS	RPI 1-25	RPI 26-50	W-L RECORDS	RPI 51-100	RPI 101-150	RPI 150+				
10- 12	0- 1	0- 1	OVERALL	3- 3	1- 3	6- 4				
6- 3	0- 0	0- 1	HOME	1- 0	1- 1	4- 1				
4- 6	0- 0	0- 0	AWAY	2- 2	0- 1	2- 3				
0- 3	0- 1	0- 0	NEUTRAL	0- 1	0- 1	0- 0				
4- 8	0- 1	0- 1	NON-CONFERENCE	0- 2	0- 2	4- 2				
2- 2	0- 0	0- 1	HOME	0- 0	0- 1	2- 0				
2- 3	0- 0	0- 0	AWAY	0- 1	0- 0	2- 2				
0- 3	0- 1	0- 0	NEUTRAL	0- 1	0- 1	0- 0				
6- 4	0- 0	0- 0	CONFERENCE	3- 1	1- 1	2- 2				
4- 1	0- 0	0- 0	HOME	1- 0	1- 0	2- 1				
2- 3	0- 0	0- 0	AWAY	2- 1	0- 1	0- 1				
0- 0	0- 0	0- 0	NEUTRAL	0- 0	0- 0	0- 0				

RPI 1-25				RPI 26-50				RPI 51-100				RPI 101+ Team's RPI: 158			
RPI	S	Opponent	Score	RPI	S	Opponent	Score	RPI	S	Opponent	Score	RPI	S	Opponent	Score
11	N	Maryland	49 95	38	H	Miami (FL)	35 61	58	A	Western Ky.	51 68	134	A	Marshall	62 80
								60	N	South Dakota St.	39 71	136	H	Southern Miss.	53 45
								80	A	Middle Tenn.	61 58	145	N	Pittsburgh	58 67
								92	A	Charlotte	71 59	149	H	ETSU	52 56
								92	H	Charlotte	94 85	163	H	Fla. Atlantic	85 45
								98	A	VCU	54 74	164	H	Louisiana Tech	51 69
												166	A	UAB	55 58
												197	A	William & Mary	64 75
												223	A	Richmond	57 62
												255	H	Loyola Maryland	64 41
												306	H	FIU	84 49
												317	A	UMES	69 52
												324	A	Howard	83 64
												342	H	Wagner	71 57
LAST 12 Division I GAMES:															
		92	H	Charlotte			94	85			166	A	UAB		55 58
		306	H	FIU			84	49			136	H	Southern Miss.		53 45
		163	H	Fla. Atlantic			85	45			164	H	Louisiana Tech		51 69
		134	A	Marshall			62	80			92	A	Charlotte		71 59
		58	A	Western Ky.			51	68			197	A	William & Mary		64 75
		80	A	Middle Tenn.			61	58			317	A	UMES		69 52

Non-Div I Games:

Old Dominion

■ Loss,
■ Non-Conf,
■ S Site,
■ H Home
■ A Away
N Neutral

Average RPI Win:	213	WON-LOST	WINNING	LAST 10	STRENGTH OF	OPP. STRENGTH	TEAM	ADJ.	CONF.	ADJ CONF.
Average RPI Loss:	70	RECORD	PCT. RANK	GAMES	SCHEDULE	OF SCHEDULE	RPI	RPI	RPI	RPI
DIV. I ONLY	10- 13	205	2- 8	50	112	139	139	2	2	
DIV. I NON-CONF.	8- 5	119	2- 0	221	332	184	184	2	2	
<hr/>										
TOTALS	RPI 1-25	RPI 26-50	W-L RECORDS	RPI 51-100	RPI 101-150	RPI 150+				
10- 13	1- 4	0- 2	OVERALL	2- 3	1- 4	6- 0				
8- 5	1- 1	0- 1	HOME	2- 2	0- 1	5- 0				
2- 8	0- 3	0- 1	AWAY	0- 1	1- 3	1- 0				
0- 0	0- 0	0- 0	NEUTRAL	0- 0	0- 0	0- 0				
8- 5	0- 0	0- 0	NON-CONFERENCE	1- 3	1- 2	6- 0				
6- 3	0- 0	0- 0	HOME	1- 2	0- 1	5- 0				
2- 2	0- 0	0- 0	AWAY	0- 1	1- 1	1- 0				
0- 0	0- 0	0- 0	NEUTRAL	0- 0	0- 0	0- 0				
2- 8	1- 4	0- 2	CONFERENCE	1- 0	0- 2	0- 0				
2- 2	1- 1	0- 1	HOME	1- 0	0- 0	0- 0				
0- 6	0- 3	0- 1	AWAY	0- 0	0- 2	0- 0				
0- 0	0- 0	0- 0	NEUTRAL	0- 0	0- 0	0- 0				

RPI 1-25				RPI 26-50				RPI 51-100				RPI 101+				Team's RPI: 139
RPI	S	Opponent	Score	RPI	S	Opponent	Score	RPI	S	Opponent	Score	RPI	S	Opponent	Score	
3	A	South Carolina	62 81	27	A	Georgia	56 70	57	H	Vanderbilt	55 52	113	A	Stony Brook	72 57	
18	A	Texas A&M	58 81	33	H	Missouri	46 60	58	H	Western Ky.	59 53	117	A	LSU	57 76	
21	A	Mississippi St.	51 79					80	A	Middle Tenn.	75 84	125	H	La.-Lafayette	78 82	
22	H	Florida	65 85					82	H	Tulane	59 61	136	A	Southern Miss.	38 57	
23	H	Kentucky	73 65					91	H	Missouri St.	78 91	150	A	Alabama	37 48	
												170	H	McNeese St.	96 56	
												334	H	Ark.-Pine Bluff	80 45	
												336	H	New Orleans	97 59	
												342	A	Wagner	86 49	
												345	H	Alabama A&M	103 42	
												347	H	Mississippi Val.	97 61	
<hr/>																
LAST 12 Division I GAMES:																
27	A	Georgia	56 70	18	A	Texas A&M	58 81									
150	A	Alabama	37 48	22	H	Florida	65 85									
33	H	Missouri	46 60	117	A	LSU	57 76									
3	A	South Carolina	62 81	57	H	Vanderbilt	55 52									
23	H	Kentucky	73 65	345	H	Alabama A&M	103 42									
21	A	Mississippi St.	51 79	170	H	McNeese St.	96 56									

Non-Div I Games:

Ole Miss

■ Loss,
 ■ Non-Conf, S Site,
 ■ Home
 ■ Away
 N Neutral

Average RPI Win:	295	WON-LOST	WINNING	LAST 10	STRENGTH OF	OPP. STRENGTH	TEAM	ADJ.	CONF.	ADJ CONF.
Average RPI Loss:	138	RECORD	PCT. RANK	GAMES	SCHEDULE	OF SCHEDULE	RPI	RPI	RPI	RPI
DIV. I ONLY	9- 12	209	3- 7	266	256	259	259	18	18	
DIV. I NON-CONF.	5- 5	160	0- 1	333	278	284	284	19	19	
TOTALS	RPI 1-25	RPI 26-50	W-L RECORDS	RPI 51-100	RPI 101-150	RPI 150+				
9- 12	0- 0	0- 0	OVERALL	0- 4	0- 3	9- 5				
6- 5	0- 0	0- 0	HOME	0- 2	0- 1	6- 2				
2- 6	0- 0	0- 0	AWAY	0- 2	0- 2	2- 2				
1- 1	0- 0	0- 0	NEUTRAL	0- 0	0- 0	1- 1				
5- 5	0- 0	0- 0	NON-CONFERENCE	0- 0	0- 2	5- 3				
3- 2	0- 0	0- 0	HOME	0- 0	0- 1	3- 1				
1- 2	0- 0	0- 0	AWAY	0- 0	0- 1	1- 1				
1- 1	0- 0	0- 0	NEUTRAL	0- 0	0- 0	1- 1				
4- 7	0- 0	0- 0	CONFERENCE	0- 4	0- 1	4- 2				
3- 3	0- 0	0- 0	HOME	0- 2	0- 0	3- 1				
1- 4	0- 0	0- 0	AWAY	0- 2	0- 1	1- 1				
0- 0	0- 0	0- 0	NEUTRAL	0- 0	0- 0	0- 0				

RPI	S	Opponent	Score	RPI	S	Opponent	Score	RPI	S	Opponent	Score	RPI	S	Opponent	Score	Team's RPI: 259
60	A	South Dakota St.	58	68	114	A	IUPUI	59	75							
60	H	South Dakota St.	47	65	119	H	Creighton	46	69							
81	A	South Dakota	76	82	124	A	North Dakota	52	67							
81	H	South Dakota	55	70	157	H	Oral Roberts	65	67							
					173	A	SIUE	86	90							
					220	H	Utah Valley	59	74							
					228	A	Western Ill.	55	74							
					228	H	Western Ill.	79	66							
					237	N	Houston Baptist	51	64							
					244	A	Indiana St.	51	50							
					264	H	UCF	75	60							
					307	H	Denver	67	55							
					310	H	UMKC	57	42							
					314	N	Illinois St.	60	56							
					320	H	North Dakota St.	77	52							
					331	A	IPFW	60	58							
					337	H	Eastern Ill.	76	67							
LAST 12 Division I GAMES:																
81	H	South Dakota	55	70	114	A	IUPUI	59	75							
60	H	South Dakota St.	47	65	81	A	South Dakota	76	82							
228	A	Western Ill.	55	74	60	A	South Dakota St.	58	68							
331	A	IPFW	60	58	228	H	Western Ill.	79	66							
157	H	Oral Roberts	65	67	320	H	North Dakota St.	77	52							
307	H	Denver	67	55	220	H	Utah Valley	59	74							

Non-Div I Games: Midland 58 53 Waldorf 97 32

Omaha

Loss, Non-Conf, S Site, H Home A Away N Neutral

Oral Roberts

Through Games Of Feb. 10, 2016

Average RPI Win:	241	WON-LOST	WINNING	LAST 10	STRENGTH OF	OPP. STRENGTH	TEAM	ADJ.	CONF.	ADJ CONF.
Average RPI Loss:	112	RECORD	PCT. RANK	GAMES	SCHEDULE	OF SCHEDULE	RPI	RPI	RPI	RPI
DIV. I ONLY	10- 11	187	8- 2	187	118	157	157	18	18	
DIV. I NON-CONF.	2- 8	290	1- 0	123	7	189	189	19	19	
TOTALS	RPI 1-25	RPI 26-50	W-L RECORDS	RPI 51-100	RPI 101-150	RPI 150+				
10- 11	0- 2	0- 0	OVERALL	1- 3	1- 3	8- 3				
4- 3	0- 0	0- 0	HOME	1- 1	0- 1	3- 1				
6- 8	0- 2	0- 0	AWAY	0- 2	1- 2	5- 2				
0- 0	0- 0	0- 0	NEUTRAL	0- 0	0- 0	0- 0				
2- 8	0- 2	0- 0	NON-CONFERENCE	0- 2	0- 2	2- 2				
0- 1	0- 0	0- 0	HOME	0- 0	0- 0	0- 1				
2- 7	0- 2	0- 0	AWAY	0- 2	0- 2	2- 1				
0- 0	0- 0	0- 0	NEUTRAL	0- 0	0- 0	0- 0				
8- 3	0- 0	0- 0	CONFERENCE	1- 1	1- 1	6- 1				
4- 2	0- 0	0- 0	HOME	1- 1	0- 1	3- 0				
4- 1	0- 0	0- 0	AWAY	0- 0	1- 0	3- 1				
0- 0	0- 0	0- 0	NEUTRAL	0- 0	0- 0	0- 0				

RPI 1-25				RPI 26-50				RPI 51-100				RPI 101+ Team's RPI: 157			
RPI	S	Opponent	Score	RPI	S	Opponent	Score	RPI	S	Opponent	Score	RPI	S	Opponent	Score
4	A	Baylor	39 97					60	H	South Dakota St.	50 68	111	A	Eastern Mich.	69 77
17	A	Oklahoma St.	55 59					76	A	Michigan	44 61	114	A	IUPUI	52 47
								81	H	South Dakota	60 56	114	H	IUPUI	54 57
								91	A	Missouri St.	64 72	128	A	Arkansas	50 65
												171	H	Little Rock	52 66
												184	A	Tulsa	59 53
												189	A	Kansas	70 63
												228	A	Western Ill.	61 72
												232	A	Grand Canyon	64 66
												259	A	Omaha	67 65
												307	A	Denver	59 56
												307	H	Denver	65 33
												320	A	North Dakota St.	52 42
												320	H	North Dakota St.	59 58
												331	H	IPFW	61 59
LAST 12 Division I GAMES:															
307	A	Denver	59 56	331	H	IPFW	61 59								
320	H	North Dakota St.	59 58	320	A	North Dakota St.	52 42								
114	H	IUPUI	54 57	81	H	South Dakota	60 56								
60	H	South Dakota St.	50 68	114	A	IUPUI	52 47								
307	H	Denver	65 33	228	A	Western Ill.	61 72								
259	A	Omaha	67 65	189	A	Kansas	70 63								

Non-Div I Games: Lyon 49 68 Evangel 89 46

Oral Roberts

Loss, Non-Conf, S Site, H Home A Away N Neutral

Oregon

Through Games Of Feb. 10, 2016

Average RPI Win:	164	WON-LOST	WINNING	LAST 10	STRENGTH OF	OPP. STRENGTH	TEAM	ADJ.	CONF.	ADJ CONF.
Average RPI Loss:	11	RECORD	PCT. RANK	GAMES	SCHEDULE	OF SCHEDULE	RPI	RPI	RPI	RPI
DIV. I ONLY	17- 6	50	6- 4	121	5	61	61	1	1	
DIV. I NON-CONF.	11- 0	1	0- 0	331	48	82	82	1	1	
TOTALS	RPI 1-25	RPI 26-50	W-L RECORDS	RPI 51-100	RPI 101-150	RPI 150+				
17- 6	0- 5	1- 1	OVERALL	4- 0	3- 0	9- 0				
12- 3	0- 3	0- 0	HOME	2- 0	2- 0	8- 0				
5- 3	0- 2	1- 1	AWAY	2- 0	1- 0	1- 0				
0- 0	0- 0	0- 0	NEUTRAL	0- 0	0- 0	0- 0				
11- 0	0- 0	0- 0	NON-CONFERENCE	1- 0	2- 0	8- 0				
10- 0	0- 0	0- 0	HOME	1- 0	1- 0	8- 0				
1- 0	0- 0	0- 0	AWAY	0- 0	1- 0	0- 0				
0- 0	0- 0	0- 0	NEUTRAL	0- 0	0- 0	0- 0				
6- 6	0- 5	1- 1	CONFERENCE	3- 0	1- 0	1- 0				
2- 3	0- 3	0- 0	HOME	1- 0	1- 0	0- 0				
4- 3	0- 2	1- 1	AWAY	2- 0	0- 0	1- 0				
0- 0	0- 0	0- 0	NEUTRAL	0- 0	0- 0	0- 0				

RPI 1-25				RPI 26-50				RPI 51-100				Team's RPI: 61	RPI 101+			
RPI	S	Opponent	Score	RPI	S	Opponent	Score	RPI	S	Opponent	Score		RPI	S	Opponent	Score
6	H	Stanford	62 64	26	A	Southern California	67 74	68	A	Washington St.	73 48		104	H	Arizona	76 54
7	A	Oregon St.	33 60	37	A	Washington	75 63	70	H	UC Riverside	95 81		107	A	North Carolina	79 77
7	H	Oregon St.	45 59					71	A	Utah	77 65		124	H	North Dakota	77 51
9	H	Arizona St.	58 63					77	H	California	69 59		167	H	Hampton	86 51
10	A	UCLA	69 80										179	A	Colorado	59 46
													200	H	San Jose St.	104 74
													220	H	Utah Valley	79 68
													234	H	Clemson	69 56
													251	H	Seattle	82 62
													267	H	UC Santa Barbara	79 51
													284	H	Portland	93 52
													321	H	Portland St.	122 59
LAST 12 Division I GAMES:																
				37	A	Washington	75 63	77	H	California	69 59					
				68	A	Washington St.	73 48	6	H	Stanford	62 64					
				104	H	Arizona	76 54	7	H	Oregon St.	45 59					
				9	H	Arizona St.	58 63	7	A	Oregon St.	33 60					
				71	A	Utah	77 65	26	A	Southern California	67 74					
				179	A	Colorado	59 46	10	A	UCLA	69 80					

Non-Div I Games:

Oregon

■ Loss,
 ■ Non-Conf, S Site,
 ■ Home
 ■ Away
 N Neutral

Average RPI Win:	112	WON-LOST	WINNING	LAST 10	STRENGTH OF	OPP. STRENGTH	TEAM	ADJ.	CONF.	ADJ CONF.
Average RPI Loss:	9	RECORD	PCT. RANK	GAMES	SCHEDULE	OF SCHEDULE	RPI	RPI	RPI	RPI
DIV. I ONLY	20- 3	11	10- 0	31	6	7	7	1	1	
DIV. I NON-CONF.	9- 2	37	0- 0	120	24	44	44	1	1	
TOTALS	RPI 1-25	RPI 26-50	W-L RECORDS	RPI 51-100	RPI 101-150	RPI 150+				
20- 3	2- 3	2- 0	OVERALL	8- 0	3- 0	5- 0				
10- 1	2- 1	0- 0	HOME	3- 0	2- 0	3- 0				
8- 2	0- 2	2- 0	AWAY	4- 0	0- 0	2- 0				
2- 0	0- 0	0- 0	NEUTRAL	1- 0	1- 0	0- 0				
9- 2	0- 2	0- 0	NON-CONFERENCE	3- 0	2- 0	4- 0				
5- 1	0- 1	0- 0	HOME	1- 0	1- 0	3- 0				
2- 1	0- 1	0- 0	AWAY	1- 0	0- 0	1- 0				
2- 0	0- 0	0- 0	NEUTRAL	1- 0	1- 0	0- 0				
11- 1	2- 1	2- 0	CONFERENCE	5- 0	1- 0	1- 0				
5- 0	2- 0	0- 0	HOME	2- 0	1- 0	0- 0				
6- 1	0- 1	2- 0	AWAY	3- 0	0- 0	1- 0				
0- 0	0- 0	0- 0	NEUTRAL	0- 0	0- 0	0- 0				

RPI	S	Opponent	Score	RPI	S	Opponent	Score	RPI	S	Opponent	Score	RPI	S	Opponent	Score
1	A	Notre Dame	61 62	26	A	Southern California	57 49	61	A	Oregon	59 45	104	H	Arizona	71 43
6	H	Stanford	58 50	37	A	Washington	61 53	61	H	Oregon	60 33	128	N	Arkansas	63 47
9	H	Arizona St.	67 44					68	A	Washington St.	54 45	140	H	Idaho	69 44
10	A	UCLA	51 71					70	H	UC Riverside	86 65	179	A	Colorado	61 47
15	H	Tennessee	50 53					71	A	Utah	62 53	198	H	Cal Poly	80 43
								77	H	California	70 48	246	H	CSU Bakersfield	75 51
								78	N	Hofstra	73 50	284	A	Portland	94 50
								84	A	Marquette	65 58	309	H	Longwood	110 45
LAST 12 Division I GAMES:															
68	A	Washington St.	54 45	6	H	Stanford	58 50								
37	A	Washington	61 53	77	H	California	70 48								
9	H	Arizona St.	67 44	61	A	Oregon	59 45								
104	H	Arizona	71 43	61	H	Oregon	60 33								
179	A	Colorado	61 47	10	A	UCLA	51 71								
71	A	Utah	62 53	26	A	Southern California	57 49								

Non-Div I Games:

Oregon St.

■ Loss,
 ■ Non-Conf, S Site,
 ■ Home
 ■ Away
 N Neutral

Average RPI Win: 218	WON-LOST	WINNING	LAST 10	STRENGTH OF	OPP. STRENGTH	TEAM	ADJ.	CONF.	ADJ CONF.
Average RPI Loss: 104	RECORD	PCT. RANK	GAMES	SCHEDULE	OF SCHEDULE	RPI	RPI	RPI	RPI
DIV. I ONLY	9- 13	222	2- 8	74	143	141	141	9	9
DIV. I NON-CONF.	6- 4	125	0- 0	222	266	126	126	9	9
TOTALS	RPI 1-25	RPI 26-50	W-L RECORDS	RPI 51-100	RPI 101-150	RPI 150+			
9- 13	0- 2	0- 2	OVERALL	0- 4	2- 2	7- 3			
4- 5	0- 1	0- 1	HOME	0- 1	1- 1	3- 1			
5- 8	0- 0	0- 0	AWAY	0- 0	1- 0	4- 0			
0- 0	0- 0	0- 0	NEUTRAL	0- 0	0- 0	0- 0			
6- 4	0- 0	0- 0	NON-CONFERENCE	0- 0	1- 2	5- 2			
2- 1	0- 0	0- 0	HOME	0- 0	0- 1	2- 0			
4- 3	0- 0	0- 0	AWAY	0- 0	1- 1	3- 2			
0- 0	0- 0	0- 0	NEUTRAL	0- 0	0- 0	0- 0			
3- 9	0- 2	0- 2	CONFERENCE	0- 4	1- 0	2- 1			
2- 4	0- 1	0- 1	HOME	0- 1	1- 0	1- 1			
1- 5	0- 1	0- 1	AWAY	0- 3	0- 0	1- 0			
0- 0	0- 0	0- 0	NEUTRAL	0- 0	0- 0	0- 0			

RPI 1-25				RPI 26-50				RPI 51-100				RPI 101+ Team's RPI: 141			
RPI	S	Opponent	Score	RPI	S	Opponent	Score	RPI	S	Opponent	Score	RPI	S	Opponent	Score
13	A	BYU	62 79	48	A	St. Mary's (CA)	75 83	66	A	San Diego	56 69	104	A	Arizona	56 69
13	H	BYU	57 67	48	H	St. Mary's (CA)	73 82	66	H	San Diego	56 59	107	A	North Carolina	66 63
								67	A	Santa Clara	52 76	120	H	San Francisco	70 57
								87	A	Gonzaga	61 68	148	H	Long Beach St.	60 68
												187	A	UC Davis	66 53
												200	H	San Jose St.	81 69
												221	A	Utah St.	70 78
												225	A	Montana	54 64
												226	A	Gardner-Webb	84 77
												241	H	Loyola Marymount	60 63
												246	A	CSU Bakersfield	80 74
												268	H	Pepperdine	65 62
												284	A	Portland	72 64
												326	H	Nevada	74 52
LAST 12 Division I GAMES:															
66	H	San Diego	56 59	241	H	Loyola Marymount	60 63								
13	H	BYU	57 67	268	H	Pepperdine	65 62								
48	A	St. Mary's (CA)	75 83	13	A	BYU	62 79								
87	A	Gonzaga	61 68	66	A	San Diego	56 69								
284	A	Portland	72 64	120	H	San Francisco	70 57								
48	H	St. Mary's (CA)	73 82	67	A	Santa Clara	52 76								

Non-Div I Games: Stanislaus St. 74 61

Pacific

■ Loss,
 ■ Non-Conf, S Site,
 ■ Home
 ■ Away
 N Neutral

Average RPI Win:	181	WON-LOST	WINNING	LAST 10	STRENGTH OF	OPP. STRENGTH	TEAM	ADJ.	CONF.	ADJ CONF.
Average RPI Loss:	66	RECORD	PCT. RANK	GAMES	SCHEDULE	OF SCHEDULE	RPI	RPI	RPI	RPI
DIV. I ONLY	15- 3	19	8- 1	116	146	44	44	10	10	
DIV. I NON-CONF.	10- 3	61	5- 1	152	167	65	65	11	11	
TOTALS	RPI 1-25	RPI 26-50	W-L RECORDS	RPI 51-100	RPI 101-150	RPI 150+				
15- 3	0- 0	1- 1	OVERALL	3- 2	2- 0	9- 0				
8- 1	0- 0	1- 1	HOME	2- 0	1- 0	4- 0				
7- 2	0- 0	0- 0	AWAY	1- 2	1- 0	5- 0				
0- 0	0- 0	0- 0	NEUTRAL	0- 0	0- 0	0- 0				
10- 3	0- 0	0- 1	NON-CONFERENCE	3- 2	0- 0	7- 0				
5- 1	0- 0	0- 1	HOME	2- 0	0- 0	3- 0				
5- 2	0- 0	0- 0	AWAY	1- 2	0- 0	4- 0				
0- 0	0- 0	0- 0	NEUTRAL	0- 0	0- 0	0- 0				
5- 0	0- 0	1- 0	CONFERENCE	0- 0	2- 0	2- 0				
3- 0	0- 0	1- 0	HOME	0- 0	1- 0	1- 0				
2- 0	0- 0	0- 0	AWAY	0- 0	1- 0	1- 0				
0- 0	0- 0	0- 0	NEUTRAL	0- 0	0- 0	0- 0				

RPI S	Opponent	Score	RPI S	Opponent	Score	RPI S	Opponent	Score	RPI S	Opponent	Score
43	H Duke	50 57	46	H Princeton	50 48	54	H Colorado St.	49 48	106	H Yale	68 49
						59	A Temple	60 54	144	A Harvard	68 48
						62	A Villanova	46 66	151	A Hawaii	64 54
						83	H Drexel	72 67	152	H Brown	66 49
						94	A Saint Joseph's	46 50	180	A UMBC	81 46
									253	H Navy	57 43
									266	A New Hampshire	67 60
									270	A Dartmouth	56 41
									278	A La Salle	78 68
									332	H Lafayette	54 37
									342	H Wagner	78 50
LAST 12 Division I GAMES:											
270	A Dartmouth	56 41	278	A La Salle	78 68						
144	A Harvard	68 48	46	H Princeton	50 48						
152	H Brown	66 49	151	A Hawaii	64 54						
106	H Yale	68 49	342	H Wagner	78 50						
62	A Villanova	46 66	83	H Drexel	72 67						
59	A Temple	60 54	94	A Saint Joseph's	46 50						

Non-Div I Games: BYU-Hawaii 73 41

Penn

Average RPI Win:	172	WON-LOST	WINNING	LAST 10	STRENGTH OF	OPP. STRENGTH	TEAM	ADJ.	CONF.	ADJ CONF.
Average RPI Loss:	69	RECORD	PCT. RANK	GAMES	SCHEDULE	OF SCHEDULE	RPI	RPI	RPI	RPI
DIV. I ONLY	8- 15	251	0- 4	38	49	155	155	4	4	
DIV. I NON-CONF.	5- 6	180	0- 1	52	118	152	152	4	4	
TOTALS	RPI 1-25	RPI 26-50	W-L RECORDS	RPI 51-100	RPI 101-150	RPI 150+				
8- 15	0- 4	0- 4	OVERALL	2- 5	1- 1	5- 1				
6- 7	0- 2	0- 2	HOME	1- 3	1- 0	4- 0				
2- 7	0- 1	0- 2	AWAY	1- 2	0- 1	1- 1				
0- 1	0- 1	0- 0	NEUTRAL	0- 0	0- 0	0- 0				
5- 6	0- 2	0- 2	NON-CONFERENCE	0- 1	1- 0	4- 1				
5- 1	0- 0	0- 0	HOME	0- 1	1- 0	4- 0				
0- 4	0- 1	0- 2	AWAY	0- 0	0- 0	0- 1				
0- 1	0- 1	0- 0	NEUTRAL	0- 0	0- 0	0- 0				
3- 9	0- 2	0- 2	CONFERENCE	2- 4	0- 1	1- 0				
1- 6	0- 2	0- 2	HOME	1- 2	0- 0	0- 0				
2- 3	0- 0	0- 0	AWAY	1- 2	0- 1	1- 0				
0- 0	0- 0	0- 0	NEUTRAL	0- 0	0- 0	0- 0				

RPI 1-25				RPI 26-50				RPI 51-100				RPI 101+ Team's RPI: 155			
RPI	S	Opponent	Score	RPI	S	Opponent	Score	RPI	S	Opponent	Score	RPI	S	Opponent	Score
11	H	Maryland	53 89	30	A	St. Bonaventure	60 70	51	A	Iowa	82 69	122	H	Youngstown St.	68 51
12	H	Michigan St.	55 71	39	H	Rutgers	62 74	73	A	Nebraska	69 87	138	A	Wisconsin	62 82
13	N	BYU	51 63	42	A	South Fla.	79 101	73	H	Nebraska	78 83	159	H	Fordham	75 59
15	A	Tennessee	66 74	49	H	Purdue	78 88	76	H	Michigan	87 91	160	A	Illinois	65 56
								86	A	Minnesota	85 98	256	H	Sacred Heart	83 46
								89	H	Northwestern	79 72	261	H	Holy Cross	86 82
								93	H	Virginia Tech	59 64	277	H	Central Conn. St.	73 47
												283	A	CSUN	73 81
LAST 12 Division I GAMES:															
13	N	BYU	51 63	51	A	Iowa	82 69								
39	H	Rutgers	62 74	76	H	Michigan	87 91								
73	A	Nebraska	69 87	73	H	Nebraska	78 83								
49	H	Purdue	78 88	138	A	Wisconsin	62 82								
11	H	Maryland	53 89	12	H	Michigan St.	55 71								
160	A	Illinois	65 56	86	A	Minnesota	85 98								

Non-Div I Games:

Penn St.

■ Loss,
■ Non-Conf,
■ S Site,
■ H Home
■ A Away
N Neutral

Pepperdine

Through Games Of Feb. 10, 2016

Average RPI Win:	289	WON-LOST	WINNING	LAST 10	STRENGTH OF	OPP. STRENGTH	TEAM	ADJ.	CONF.	ADJ CONF.
Average RPI Loss:	117	RECORD	PCT. RANK	GAMES	SCHEDULE	OF SCHEDULE	RPI	RPI	RPI	RPI
DIV. I ONLY	5- 18	303	0- 5	129	139	268	268	9	9	
DIV. I NON-CONF.	4- 6	201	0- 1	253	286	249	249	9	9	
TOTALS	RPI 1-25	RPI 26-50	W-L RECORDS	RPI 51-100	RPI 101-150	RPI 150+				
5- 18	0- 2	0- 2	OVERALL	0- 6	0- 2	5- 6				
4- 6	0- 1	0- 0	HOME	0- 3	0- 1	4- 1				
1- 11	0- 1	0- 2	AWAY	0- 3	0- 1	1- 4				
0- 1	0- 0	0- 0	NEUTRAL	0- 0	0- 0	0- 1				
4- 6	0- 0	0- 1	NON-CONFERENCE	0- 1	0- 0	4- 4				
3- 1	0- 0	0- 0	HOME	0- 0	0- 0	3- 1				
1- 4	0- 0	0- 1	AWAY	0- 1	0- 0	1- 2				
0- 1	0- 0	0- 0	NEUTRAL	0- 0	0- 0	0- 1				
1- 12	0- 2	0- 1	CONFERENCE	0- 5	0- 2	1- 2				
1- 5	0- 1	0- 0	HOME	0- 3	0- 1	1- 0				
0- 7	0- 1	0- 1	AWAY	0- 2	0- 1	0- 2				
0- 0	0- 0	0- 0	NEUTRAL	0- 0	0- 0	0- 0				

RPI 1-25				RPI 26-50				RPI 51-100				RPI 101+ Team's RPI: 268			
RPI	S	Opponent	Score	RPI	S	Opponent	Score	RPI	S	Opponent	Score	RPI	S	Opponent	Score
13	A	BYU	64 69	48	A	St. Mary's (CA)	72 88	66	A	San Diego	55 74	120	H	San Francisco	74 81
13	H	BYU	66 77	50	A	Albany (NY)	49 64	66	H	San Diego	54 70	141	A	Pacific	62 65
								67	H	Santa Clara	60 62	177	N	George Mason	63 71
								74	A	Army West Point	53 63	182	A	New Mexico	52 60
								87	A	Gonzaga	39 56	193	A	UNLV	63 83
								87	H	Gonzaga	57 74	198	H	Cal Poly	47 61
												241	A	Loyola Marymount	69 79
												246	A	CSU Bakersfield	76 73
												267	H	UC Santa Barbara	71 69
												284	A	Portland	79 81
												284	H	Portland	74 62
												307	H	Denver	64 60
												340	H	Cal St. Fullerton	81 75
LAST 12 Division I GAMES:															
177	N	George Mason	63 71	66	A	San Diego	55 74								
87	A	Gonzaga	39 56	120	H	San Francisco	74 81								
284	A	Portland	79 81	67	H	Santa Clara	60 62								
13	H	BYU	66 77	48	A	St. Mary's (CA)	72 88								
66	H	San Diego	54 70	141	A	Pacific	62 65								
13	A	BYU	64 69	241	A	Loyola Marymount	69 79								

Non-Div I Games: Alas. Anchorage 61 94

Pepperdine

Loss, Non-Conf, S Site, H Home A Away N Neutral

Average RPI Win:	257	WON-LOST	WINNING	LAST 10	STRENGTH OF	OPP. STRENGTH	TEAM	ADJ.	CONF.	ADJ CONF.
Average RPI Loss:	47	RECORD	PCT. RANK	GAMES	SCHEDULE	OF SCHEDULE	RPI	RPI	RPI	RPI
DIV. I ONLY	10- 13	205	2- 8	65	82	145	145	5	5	
DIV. I NON-CONF.	8- 5	119	1- 1	183	233	149	149	5	5	
TOTALS	RPI 1-25	RPI 26-50	W-L RECORDS	RPI 51-100	RPI 101-150	RPI 150+				
10- 13	0- 4	0- 5	OVERALL	1- 2	0- 2	9- 0				
6- 6	0- 3	0- 2	HOME	0- 0	0- 1	6- 0				
3- 5	0- 0	0- 3	AWAY	1- 1	0- 1	2- 0				
1- 2	0- 1	0- 0	NEUTRAL	0- 1	0- 0	1- 0				
8- 5	0- 2	0- 1	NON-CONFERENCE	0- 2	0- 0	8- 0				
6- 1	0- 1	0- 0	HOME	0- 0	0- 0	6- 0				
1- 2	0- 0	0- 1	AWAY	0- 1	0- 0	1- 0				
1- 2	0- 1	0- 0	NEUTRAL	0- 1	0- 0	1- 0				
2- 8	0- 2	0- 4	CONFERENCE	1- 0	0- 2	1- 0				
0- 5	0- 2	0- 2	HOME	0- 0	0- 1	0- 0				
2- 3	0- 0	0- 2	AWAY	1- 0	0- 1	1- 0				
0- 0	0- 0	0- 0	NEUTRAL	0- 0	0- 0	0- 0				

RPI 1-25				RPI 26-50				RPI 51-100				RPI 101+ Team's RPI: 145			
RPI	S	Opponent	Score	RPI	S	Opponent	Score	RPI	S	Opponent	Score	RPI	S	Opponent	Score
1	H	Notre Dame	55 65	28	A	Syracuse	48 71	60	N	South Dakota St.	54 55	103	A	Boston College	43 54
11	N	Maryland	49 70	38	A	Miami (FL)	55 79	76	A	Michigan	45 82	123	H	Wake Forest	49 60
14	H	Florida St.	55 66	40	H	North Carolina St.	76 78	97	A	Virginia	58 55	158	N	Old Dominion	67 58
25	H	Duquesne	65 79	43	H	Duke	48 70					234	A	Clemson	59 56
				46	A	Princeton	47 61					261	H	Holy Cross	56 50
												265	H	American	76 58
												275	A	Saint Francis (PA)	74 59
												292	H	Rider	75 44
												304	H	Delaware St.	77 43
												338	H	Mt. St. Mary's	74 57
												342	H	Wagner	67 41
LAST 12 Division I GAMES:															
123	H	Wake Forest	49 60	28	A	Syracuse	48 71								
234	A	Clemson	59 56	40	H	North Carolina St.	76 78								
43	H	Duke	48 70	38	A	Miami (FL)	55 79								
97	A	Virginia	58 55	1	H	Notre Dame	55 65								
103	A	Boston College	43 54	25	H	Duquesne	65 79								
14	H	Florida St.	55 66	265	H	American	76 58								

Non-Div I Games:

Pittsburgh

■ Loss,
■ Non-Conf,
■ S Site,
■ H Home
■ A Away
N Neutral

Average RPI Win:	295	WON-LOST	WINNING	LAST 10	STRENGTH OF	OPP. STRENGTH	TEAM	ADJ.	CONF.	ADJ CONF.
Average RPI Loss:	131	RECORD	PCT. RANK	GAMES	SCHEDULE	OF SCHEDULE	RPI	RPI	RPI	RPI
DIV. I ONLY	2- 21	345	1- 9	84	161	284	284	9	9	
DIV. I NON-CONF.	1- 9	325	0- 0	56	274	259	259	9	9	
TOTALS	RPI 1-25	RPI 26-50	W-L RECORDS	RPI 51-100	RPI 101-150	RPI 150+				
2- 21	0- 2	0- 2	OVERALL	0- 5	0- 4	2- 8				
1- 11	0- 1	0- 1	HOME	0- 2	0- 3	1- 4				
1- 10	0- 1	0- 1	AWAY	0- 3	0- 1	1- 4				
0- 0	0- 0	0- 0	NEUTRAL	0- 0	0- 0	0- 0				
1- 9	0- 1	0- 1	NON-CONFERENCE	0- 1	0- 1	1- 5				
0- 5	0- 1	0- 0	HOME	0- 0	0- 1	0- 3				
1- 4	0- 0	0- 1	AWAY	0- 1	0- 0	1- 2				
0- 0	0- 0	0- 0	NEUTRAL	0- 0	0- 0	0- 0				
1- 12	0- 1	0- 1	CONFERENCE	0- 4	0- 3	1- 3				
1- 6	0- 0	0- 1	HOME	0- 2	0- 2	1- 1				
0- 6	0- 1	0- 0	AWAY	0- 2	0- 1	0- 2				
0- 0	0- 0	0- 0	NEUTRAL	0- 0	0- 0	0- 0				

RPI 1-25				RPI 26-50				RPI 51-100				RPI 101+ Team's RPI: 284			
RPI	S	Opponent	Score	RPI	S	Opponent	Score	RPI	S	Opponent	Score	RPI	S	Opponent	Score
7	H	Oregon St.	50 94	37	A	Washington	65 83	61	A	Oregon	52 93	120	A	San Francisco	69 90
13	A	BYU	66 78	48	H	St. Mary's (CA)	51 78	66	A	San Diego	43 71	120	H	San Francisco	63 82
								67	A	Santa Clara	47 66	127	H	Boise St.	49 89
								67	H	Santa Clara	45 67	141	H	Pacific	64 72
								87	H	Gonzaga	63 71	162	A	Montana St.	57 86
												187	H	UC Davis	47 72
												190	H	Weber St.	55 57
												225	A	Montana	67 90
												241	A	Loyola Marymount	52 62
												241	H	Loyola Marymount	62 77
												268	A	Pepperdine	62 74
												268	H	Pepperdine	81 79
												283	H	CSUN	62 68
												321	A	Portland St.	69 53
LAST 12 Division I GAMES:															
241	H	Loyola Marymount	62 77	13	A	BYU	66 78								
268	H	Pepperdine	81 79	66	A	San Diego	43 71								
67	A	Santa Clara	47 66	87	H	Gonzaga	63 71								
120	A	San Francisco	69 90	120	H	San Francisco	63 82								
48	H	St. Mary's (CA)	51 78	67	H	Santa Clara	45 67								
141	H	Pacific	64 72	268	A	Pepperdine	62 74								

Non-Div I Games: Willamette 73 54

Portland

■ Loss,
 ■ Non-Conf,
 ■ S Site,
 ■ H Home
 ■ A Away
 N Neutral

Average RPI Win:	234	WON-LOST	WINNING	LAST 10	STRENGTH OF	OPP. STRENGTH	TEAM	ADJ.	CONF.	ADJ CONF.
Average RPI Loss:	184	RECORD	PCT. RANK	GAMES	SCHEDULE	OF SCHEDULE	RPI	RPI	RPI	RPI
DIV. I ONLY	2- 17	340	1- 9	137	321	321	321	20	20	
DIV. I NON-CONF.	1- 8	320	1- 1	230	299	331	331	21	21	
TOTALS	RPI 1-25	RPI 26-50	W-L RECORDS	RPI 51-100	RPI 101-150	RPI 150+				
2- 17	0- 0	0- 0	OVERALL	0- 3	0- 2	2- 12				
2- 7	0- 0	0- 0	HOME	0- 0	0- 1	2- 6				
0- 10	0- 0	0- 0	AWAY	0- 3	0- 1	0- 6				
0- 0	0- 0	0- 0	NEUTRAL	0- 0	0- 0	0- 0				
1- 8	0- 0	0- 0	NON-CONFERENCE	0- 3	0- 1	1- 4				
1- 3	0- 0	0- 0	HOME	0- 0	0- 0	1- 3				
0- 5	0- 0	0- 0	AWAY	0- 3	0- 1	0- 1				
0- 0	0- 0	0- 0	NEUTRAL	0- 0	0- 0	0- 0				
1- 9	0- 0	0- 0	CONFERENCE	0- 0	0- 1	1- 8				
1- 4	0- 0	0- 0	HOME	0- 0	0- 1	1- 3				
0- 5	0- 0	0- 0	AWAY	0- 0	0- 0	0- 5				
0- 0	0- 0	0- 0	NEUTRAL	0- 0	0- 0	0- 0				

RPI S	Opponent	Score	RPI S	Opponent	Score	RPI S	Opponent	Score	RPI S	Opponent	Score	Team's RPI: 321
						60	A South Dakota St.	65 74	140	H Idaho	65 94	
						61	A Oregon	59 122	148	A Long Beach St.	71 89	
						81	A South Dakota	61 103	162	A Montana St.	64 74	
									162	H Montana St.	59 106	
									185	H Eastern Wash.	81 79	
									187	H UC Davis	70 82	
									190	A Weber St.	73 102	
									201	A Idaho St.	70 71	
									206	A Sacramento St.	91 132	
									206	H Sacramento St.	78 126	
									225	A Montana	57 76	
									225	H Montana	58 79	
									251	H Seattle	64 85	
									283	H CSUN	83 77	
									284	H Portland	53 69	
									340	A Cal St. Fullerton	69 84	
LAST 12 Division I GAMES:												
225	A Montana	57 76	190	A Weber St.	73 102							
162	A Montana St.	64 74	162	H Montana St.	59 106							
140	H Idaho	65 94	225	H Montana	58 79							
185	H Eastern Wash.	81 79	206	A Sacramento St.	91 132							
206	H Sacramento St.	78 126	283	H CSUN	83 77							
201	A Idaho St.	70 71	61	A Oregon	59 122							

Non-Div I Games: Warner Pacific 64 76 Corban 90 76

Portland St.

Loss, Non-Conf, S Site, H Home A Away N Neutral

Average RPI Win:	303	WON-LOST	WINNING	LAST 10	STRENGTH OF	OPP. STRENGTH	TEAM	ADJ.	CONF.	ADJ CONF.
Average RPI Loss:	196	RECORD	PCT. RANK	GAMES	SCHEDULE	OF SCHEDULE	RPI	RPI	RPI	RPI
DIV. I ONLY	8- 10	202	5- 5	332	329	271	271	32	32	
DIV. I NON-CONF.	3- 5	218	0- 2	295	108	220	220	31	31	
TOTALS	RPI 1-25	RPI 26-50	W-L RECORDS	RPI 51-100	RPI 101-150	RPI 150+				
8- 10	0- 1	0- 0	OVERALL	0- 2	0- 0	8- 7				
4- 2	0- 0	0- 0	HOME	0- 0	0- 0	4- 2				
4- 7	0- 1	0- 0	AWAY	0- 0	0- 0	4- 0				
0- 1	0- 0	0- 0	NEUTRAL	0- 0	0- 0	0- 1				
3- 5	0- 1	0- 0	NON-CONFERENCE	0- 2	0- 0	3- 2				
1- 0	0- 0	0- 0	HOME	0- 0	0- 0	1- 0				
2- 4	0- 1	0- 0	AWAY	0- 2	0- 0	2- 1				
0- 1	0- 0	0- 0	NEUTRAL	0- 0	0- 0	0- 1				
5- 5	0- 0	0- 0	CONFERENCE	0- 0	0- 0	5- 5				
3- 2	0- 0	0- 0	HOME	0- 0	0- 0	3- 2				
2- 3	0- 0	0- 0	AWAY	0- 0	0- 0	2- 3				
0- 0	0- 0	0- 0	NEUTRAL	0- 0	0- 0	0- 0				

RPI S	Opponent	Score	RPI S	Opponent	Score	RPI S	Opponent	Score	RPI S	Opponent	Score	Team's RPI: 271
18	A Texas A&M	30 88				75	A Georgia Tech	48 96	164	A Louisiana Tech	77 68	
						95	A TCU	60 69	178	H Southern U.	55 65	
									230	A Grambling	66 69	
									235	A Texas Southern	65 72	
									235	H Texas Southern	43 50	
									279	H Lamar	80 72	
									285	A Alabama St.	54 65	
									293	A Wichita St.	36 64	
									308	A Nicholls St.	81 70	
									319	H Alcorn	58 54	
									320	N North Dakota St.	58 79	
									327	A Jackson St.	62 52	
									334	H Ark.-Pine Bluff	70 55	
									345	A Alabama A&M	67 52	
									347	H Mississippi Val.	80 57	
LAST 12 Division I GAMES:												
235	H Texas Southern	43 50	230	A Grambling	66 69							
285	A Alabama St.	54 65	235	A Texas Southern	65 72							
345	A Alabama A&M	67 52	178	H Southern U.	55 65							
347	H Mississippi Val.	80 57	319	H Alcorn	58 54							
334	H Ark.-Pine Bluff	70 55	18	A Texas A&M	30 88							
327	A Jackson St.	62 52	320	N North Dakota St.	58 79							

Non-Div I Games: Howard Payne 86 46

Prairie View

Loss, Non-Conf, S Site, H Home A Away N Neutral

Presbyterian

Through Games Of Feb. 10, 2016

Average RPI Win:	275	WON-LOST	WINNING	LAST 10	STRENGTH OF	OPP. STRENGTH	TEAM	ADJ.	CONF.	ADJ CONF.
Average RPI Loss:	170	RECORD	PCT. RANK	GAMES	SCHEDULE	OF SCHEDULE	RPI	RPI	RPI	RPI
DIV. I ONLY	11- 9	143	7- 3	307	299	213	213	26	26	
DIV. I NON-CONF.	1- 5	304	0- 0	322	143	340	340	28	28	
TOTALS	RPI 1-25	RPI 26-50	W-L RECORDS	RPI 51-100	RPI 101-150	RPI 150+				
11- 9	0- 0	0- 0	OVERALL	0- 2	1- 2	10- 5				
7- 2	0- 0	0- 0	HOME	0- 0	1- 1	6- 1				
4- 7	0- 0	0- 0	AWAY	0- 2	0- 1	4- 4				
0- 0	0- 0	0- 0	NEUTRAL	0- 0	0- 0	0- 0				
1- 5	0- 0	0- 0	NON-CONFERENCE	0- 2	0- 0	1- 3				
1- 0	0- 0	0- 0	HOME	0- 0	0- 0	1- 0				
0- 5	0- 0	0- 0	AWAY	0- 2	0- 0	0- 3				
0- 0	0- 0	0- 0	NEUTRAL	0- 0	0- 0	0- 0				
10- 4	0- 0	0- 0	CONFERENCE	0- 0	1- 2	9- 2				
6- 2	0- 0	0- 0	HOME	0- 0	1- 1	5- 1				
4- 2	0- 0	0- 0	AWAY	0- 0	0- 1	4- 1				
0- 0	0- 0	0- 0	NEUTRAL	0- 0	0- 0	0- 0				

RPI 1-25			RPI 26-50			RPI 51-100			RPI 101+			Team's RPI: 213
RPI	S	Opponent	Score	RPI	S	Opponent	Score	RPI	S	Opponent	Score	
						57	A Vanderbilt	38	56	102	H Liberty	60 42
						93	A Virginia Tech	44	58	143	A UNC Asheville	59 68
										143	H UNC Asheville	63 72
										172	A East Carolina	57 84
										179	A Colorado	60 72
										214	H Radford	53 64
										226	H Gardner-Webb	60 53
										242	A High Point	47 61
										242	H High Point	82 70
										282	A Campbell	69 45
										290	A Kennesaw St.	47 49
										296	H Coastal Caro.	66 42
										297	A Charleston So.	63 49
										297	H Charleston So.	52 37
										309	A Longwood	59 38
										309	H Longwood	75 49
										312	A Winthrop	59 48
										349	H N.C. Central	60 50
LAST 12 Division I GAMES:												
297	H	Charleston So.	52 37	282	A	Campbell	69 45					
242	A	High Point	47 61	312	A	Winthrop	59 48					
309	H	Longwood	75 49	102	H	Liberty	60 42					
226	H	Gardner-Webb	60 53	214	H	Radford	53 64					
143	A	UNC Asheville	59 68	297	A	Charleston So.	63 49					
296	H	Coastal Caro.	66 42	242	H	High Point	82 70					

Non-Div I Games: Warren Wilson 95 56 Columbia (SC) 104 37 Brevard 70 53

Presbyterian

Loss, Non-Conf, S Site, H Home A Away N Neutral

Average RPI Win: 190		WON-LOST	WINNING	LAST 10	STRENGTH OF	OPP. STRENGTH	TEAM	ADJ.	CONF.	ADJ CONF.
Average RPI Loss: 31		RECORD	PCT. RANK	GAMES	SCHEDULE	OF SCHEDULE	RPI	RPI	RPI	RPI
DIV. I ONLY		15- 4	35	7- 3	143	79	46	46	10	10
DIV. I NON-CONF.		11- 3	54	5- 2	194	39	53	53	11	11
TOTALS		RPI 1-25	RPI 26-50		W-L RECORDS		RPI 51-100	RPI 101-150	RPI 150+	
15- 4	1- 1	0- 3		OVERALL		1- 0	3- 0	10- 0		
9- 0	1- 0	0- 0		HOME		1- 0	2- 0	5- 0		
4- 4	0- 1	0- 3		AWAY		0- 0	1- 0	3- 0		
2- 0	0- 0	0- 0		NEUTRAL		0- 0	0- 0	2- 0		
11- 3	1- 1	0- 2		NON-CONFERENCE		1- 0	1- 0	8- 0		
7- 0	1- 0	0- 0		HOME		1- 0	1- 0	4- 0		
2- 3	0- 1	0- 2		AWAY		0- 0	0- 0	2- 0		
2- 0	0- 0	0- 0		NEUTRAL		0- 0	0- 0	2- 0		
4- 1	0- 0	0- 1		CONFERENCE		0- 0	2- 0	2- 0		
2- 0	0- 0	0- 0		HOME		0- 0	1- 0	1- 0		
2- 1	0- 0	0- 1		AWAY		0- 0	1- 0	1- 0		
0- 0	0- 0	0- 0		NEUTRAL		0- 0	0- 0	0- 0		

RPI	S	Opponent	Score	RPI	S	Opponent	Score	Team's RPI: 46	RPI	S	Opponent	Score	RPI	S	Opponent	Score
5	A	Ohio St.	70 90	29	A	Seton Hall	64 71		76	H	Michigan	74 57	106	H	Yale	65 50
25	H	Duquesne	94 66	44	A	Penn	48 50						144	A	Harvard	92 83
				47	A	Dayton	81 85						145	H	Pittsburgh	61 47
													152	H	Brown	72 53
													159	H	Fordham	55 44
													167	H	Hampton	79 55
													186	A	Marist	77 44
													251	N	Seattle	85 48
													265	H	American	72 34
													270	A	Dartmouth	85 48
													286	H	Monmouth	81 70
													292	A	Rider	78 59
													323	N	UC Irvine	83 42
LAST 12 Division I GAMES:																
144	A	Harvard	92 83	186	A	Marist	77 44									
270	A	Dartmouth	85 48	47	A	Dayton	81 85									
106	H	Yale	65 50	5	A	Ohio St.	70 90									
152	H	Brown	72 53	159	H	Fordham	55 44									
44	A	Penn	48 50	145	H	Pittsburgh	61 47									
167	H	Hampton	79 55	286	H	Monmouth	81 70									

Non-Div I Games:

Princeton

■ Loss,
■ Non-Conf, S Site,
■ Home
■ Away
N Neutral

Providence

Through Games Of Feb. 10, 2016

Average RPI Win:	225	WON-LOST	WINNING	LAST 10	STRENGTH OF	OPP. STRENGTH	TEAM	ADJ.	CONF.	ADJ CONF.
Average RPI Loss:	103	RECORD	PCT. RANK	GAMES	SCHEDULE	OF SCHEDULE	RPI	RPI	RPI	RPI
DIV. I ONLY	4- 19	319	0- 10	66	113	250	250	6	6	
DIV. I NON-CONF.	4- 6	201	0- 0	67	261	182	182	6	6	
TOTALS	RPI 1-25	RPI 26-50	W-L RECORDS	RPI 51-100	RPI 101-150	RPI 150+				
4- 19	0- 1	0- 3	OVERALL	0- 5	0- 6	4- 4				
3- 9	0- 0	0- 2	HOME	0- 2	0- 3	3- 2				
1- 10	0- 1	0- 1	AWAY	0- 3	0- 3	1- 2				
0- 0	0- 0	0- 0	NEUTRAL	0- 0	0- 0	0- 0				
4- 6	0- 0	0- 1	NON-CONFERENCE	0- 2	0- 1	4- 2				
3- 3	0- 0	0- 0	HOME	0- 1	0- 1	3- 1				
1- 3	0- 0	0- 1	AWAY	0- 1	0- 0	1- 1				
0- 0	0- 0	0- 0	NEUTRAL	0- 0	0- 0	0- 0				
0- 13	0- 1	0- 2	CONFERENCE	0- 3	0- 5	0- 2				
0- 6	0- 0	0- 2	HOME	0- 1	0- 2	0- 1				
0- 7	0- 1	0- 0	AWAY	0- 2	0- 3	0- 1				
0- 0	0- 0	0- 0	NEUTRAL	0- 0	0- 0	0- 0				

RPI	S	Opponent	Score	RPI	S	Opponent	Score	RPI	S	Opponent	Score	RPI	S	Opponent	Score	Team's RPI: 250
19	A	DePaul	50 96	29	H	Seton Hall	54 64	62	A	Villanova	39 67	103	H	Boston College	41 67	
				31	H	St. John's (NY)	61 80	62	H	Villanova	47 76	105	A	Georgetown	53 63	
				50	A	Albany (NY)	58 71	65	H	FGCU	41 50	105	H	Georgetown	51 82	
								84	A	Marquette	75 105	119	A	Creighton	48 72	
								93	A	Virginia Tech	46 62	133	A	Xavier	47 72	
												133	H	Xavier	54 62	
												152	A	Brown	47 57	
												181	A	Rhode Island	64 55	
												192	A	Butler	50 65	
												192	H	Butler	67 77	
												211	H	Bryant	88 78	
												222	H	Hartford	69 50	
												223	H	Richmond	50 57	
												286	H	Monmouth	71 59	
LAST 12 Division I GAMES:																
192	A	Butler	50 65	119	A	Creighton	48 72									
133	A	Xavier	47 72	133	H	Xavier	54 62									
62	H	Villanova	47 76	192	H	Butler	67 77									
105	H	Georgetown	51 82	105	A	Georgetown	53 63									
19	A	DePaul	50 96	62	A	Villanova	39 67									
84	A	Marquette	75 105	31	H	St. John's (NY)	61 80									

Non-Div I Games:

Providence

■ Loss,
 ■ Non-Conf,
 ■ S Site,
 ■ H Home
 ■ A Away
 N Neutral

Average RPI Win:	132	WON-LOST	WINNING	LAST 10	STRENGTH OF	OPP. STRENGTH	TEAM	ADJ.	CONF.	ADJ CONF.
Average RPI Loss:	50	RECORD	PCT. RANK	GAMES	SCHEDULE	OF SCHEDULE	RPI	RPI	RPI	RPI
DIV. I ONLY	16- 7	70	5- 5	54	16	49	49	4	4	
DIV. I NON-CONF.	9- 2	37	0- 0	113	42	56	56	4	4	
TOTALS	RPI 1-25	RPI 26-50	W-L RECORDS	RPI 51-100	RPI 101-150	RPI 150+				
16- 7	1- 4	2- 0	OVERALL	6- 1	1- 2	6- 0				
10- 3	0- 1	2- 0	HOME	4- 1	0- 1	4- 0				
4- 3	0- 2	0- 0	AWAY	2- 0	0- 1	2- 0				
2- 1	1- 1	0- 0	NEUTRAL	0- 0	1- 0	0- 0				
9- 2	1- 1	1- 0	NON-CONFERENCE	2- 0	1- 1	4- 0				
6- 1	0- 0	1- 0	HOME	2- 0	0- 1	3- 0				
1- 0	0- 0	0- 0	AWAY	0- 0	0- 0	1- 0				
2- 1	1- 1	0- 0	NEUTRAL	0- 0	1- 0	0- 0				
7- 5	0- 3	1- 0	CONFERENCE	4- 1	0- 1	2- 0				
4- 2	0- 1	1- 0	HOME	2- 1	0- 0	1- 0				
3- 3	0- 2	0- 0	AWAY	2- 0	0- 1	1- 0				
0- 0	0- 0	0- 0	NEUTRAL	0- 0	0- 0	0- 0				

RPI 1-25				RPI 26-50				Team's RPI: 49				RPI 51-100				RPI 101+			
RPI	S	Opponent	Score	RPI	S	Opponent	Score	RPI	S	Opponent	Score	RPI	S	Opponent	Score	RPI	S	Opponent	Score
5	A	Ohio St.	70 90	41	H	Indiana	63 53	51	H	Iowa	90 73	103	H	Boston College	56 58				
6	N	Stanford	65 71	47	H	Dayton	61 58	63	H	Ball St.	73 63	117	N	LSU	69 52				
11	H	Maryland	67 87					73	H	Nebraska	61 62	138	A	Wisconsin	57 64				
12	A	Michigan St.	56 68					76	A	Michigan	65 63	155	A	Penn St.	88 78				
16	N	Louisville	62 60					86	H	Minnesota	84 72	160	H	Illinois	69 65				
								88	H	Maine	56 33	218	H	Ill.-Chicago	62 51				
								89	A	Northwestern	85 71	274	H	Jacksonville St.	67 48				
												301	A	North Florida	70 47				
												322	H	Incarnate Word	95 27				
LAST 12 Division I GAMES:																			
138	A	Wisconsin	57 64	5	A	Ohio St.	70 90												
11	H	Maryland	67 87	86	H	Minnesota	84 72												
155	A	Penn St.	88 78	41	H	Indiana	63 53												
12	A	Michigan St.	56 68	89	A	Northwestern	85 71												
51	H	Iowa	90 73	160	H	Illinois	69 65												
73	H	Nebraska	61 62	76	A	Michigan	65 63												

Non-Div I Games:

Purdue

■ Loss,
■ Non-Conf,
■ S Site,
■ H Home
■ A Away
N Neutral

Quinnipiac

Through Games Of Feb. 10, 2016

Average RPI Win:	240	WON-LOST	WINNING	LAST 10	STRENGTH OF	OPP. STRENGTH	TEAM	ADJ.	CONF.	ADJ CONF.
Average RPI Loss:	145	RECORD	PCT. RANK	GAMES	SCHEDULE	OF SCHEDULE	RPI	RPI	RPI	RPI
DIV. I ONLY	15- 7	81	9- 0	234	246	118	118	23	23	
DIV. I NON-CONF.	5- 4	138	0- 0	78	186	88	88	24	24	
TOTALS	RPI 1-25	RPI 26-50	W-L RECORDS	RPI 51-100	RPI 101-150	RPI 150+				
15- 7	0- 0	0- 0	OVERALL	1- 3	0- 1	14- 3				
9- 1	0- 0	0- 0	HOME	1- 0	0- 0	8- 1				
6- 5	0- 0	0- 0	AWAY	0- 0	0- 0	6- 1				
0- 1	0- 0	0- 0	NEUTRAL	0- 0	0- 1	0- 0				
5- 4	0- 0	0- 0	NON-CONFERENCE	1- 3	0- 1	4- 0				
3- 0	0- 0	0- 0	HOME	1- 0	0- 0	2- 0				
2- 3	0- 0	0- 0	AWAY	0- 3	0- 0	2- 0				
0- 1	0- 0	0- 0	NEUTRAL	0- 0	0- 1	0- 0				
10- 3	0- 0	0- 0	CONFERENCE	0- 0	0- 0	10- 3				
6- 1	0- 0	0- 0	HOME	0- 0	0- 0	6- 1				
4- 2	0- 0	0- 0	AWAY	0- 0	0- 0	4- 2				
0- 0	0- 0	0- 0	NEUTRAL	0- 0	0- 0	0- 0				

RPI 1-25			RPI 26-50			RPI 51-100			RPI 101+ Team's RPI: 118		
RPI	S	Opponent	Score	RPI	S	Opponent	Score	RPI	S	Opponent	Score
								59	H	Temple	58 56
								65	A	FGCU	70 71
								74	A	Army West Point	57 67
								83	A	Drexel	49 62
								105	N	Georgetown	68 80
								186	A	Marist	47 56
								195	A	Northeastern	71 60
								208	A	Fairfield	64 55
								217	A	Canisius	80 68
								217	H	Canisius	63 54
								219	H	Manhattan	42 52
								222	H	Hartford	71 69
								224	A	Siena	69 59
								224	H	Siena	94 52
								261	H	Holy Cross	74 61
								286	A	Monmouth	60 63
								286	H	Monmouth	85 58
								287	A	Vermont	77 65
								289	A	Niagara	61 54
								289	H	Niagara	70 52
								292	H	Rider	64 51
								333	H	Saint Peter's	66 49
LAST 12 Division I GAMES:											
289	H	Niagara	70 52	217	A	Canisius	80 68				
224	A	Siena	69 59	289	A	Niagara	61 54				
333	H	Saint Peter's	66 49	217	H	Canisius	63 54				
286	H	Monmouth	85 58	292	H	Rider	64 51				
224	H	Siena	94 52	286	A	Monmouth	60 63				
208	A	Fairfield	64 55	65	A	FGCU	70 71				

Non-Div I Games:

Quinnipiac

Loss, Non-Conf, S Site, H Home A Away N Neutral

Average RPI Win:	256	WON-LOST	WINNING	LAST 10	STRENGTH OF	OPP. STRENGTH	TEAM	ADJ.	CONF.	ADJ CONF.
Average RPI Loss:	159	RECORD	PCT. RANK	GAMES	SCHEDULE	OF SCHEDULE	RPI	RPI	RPI	RPI
DIV. I ONLY	10- 11	187	6- 4	228	262	214	214	26	26	
DIV. I NON-CONF.	2- 5	253	0- 0	122	124	216	216	28	28	
TOTALS	RPI 1-25	RPI 26-50	W-L RECORDS	RPI 51-100	RPI 101-150	RPI 150+				
10- 11	0- 0	0- 1	OVERALL	0- 1	0- 5	10- 4				
7- 3	0- 0	0- 0	HOME	0- 0	0- 2	7- 1				
3- 8	0- 0	0- 1	AWAY	0- 1	0- 3	3- 3				
0- 0	0- 0	0- 0	NEUTRAL	0- 0	0- 0	0- 0				
2- 5	0- 0	0- 1	NON-CONFERENCE	0- 1	0- 2	2- 1				
2- 0	0- 0	0- 0	HOME	0- 0	0- 0	2- 0				
0- 5	0- 0	0- 1	AWAY	0- 1	0- 2	0- 1				
0- 0	0- 0	0- 0	NEUTRAL	0- 0	0- 0	0- 0				
8- 6	0- 0	0- 0	CONFERENCE	0- 0	0- 3	8- 3				
5- 3	0- 0	0- 0	HOME	0- 0	0- 2	5- 1				
3- 3	0- 0	0- 0	AWAY	0- 0	0- 1	3- 2				
0- 0	0- 0	0- 0	NEUTRAL	0- 0	0- 0	0- 0				

RPI 1-25			RPI 26-50			RPI 51-100			RPI 101+			Team's RPI: 214
RPI	S	Opponent	Score	RPI	S	Opponent	Score	RPI	S	Opponent	Score	
				40	A	North Carolina St.	52 67	93	A	Virginia Tech	40 47	
										102	A	Liberty 53 67
										102	H	Liberty 43 49
										122	A	Youngstown St. 53 54
										133	A	Xavier 56 63
										143	H	UNC Asheville 46 54
										156	H	Davidson 79 68
										177	H	George Mason 66 63
										213	A	Presbyterian 64 53
										226	A	Gardner-Webb 50 54
										226	H	Gardner-Webb 54 51
										242	A	High Point 66 71
										242	H	High Point 54 56
										282	H	Campbell 62 59
										296	A	Coastal Caro. 49 36
										296	H	Coastal Caro. 61 45
										297	H	Charleston So. 55 40
										303	A	Wofford 70 79
										309	A	Longwood 79 67
										312	H	Winthrop 66 44
LAST 12 Division I GAMES:												
226	H	Gardner-Webb	54 51	297	H	Charleston So.	55 40					
102	A	Liberty	53 67	309	A	Longwood	79 67					
296	A	Coastal Caro.	49 36	282	H	Campbell	62 59					
143	H	UNC Asheville	46 54	312	H	Winthrop	66 44					
242	H	High Point	54 56	213	A	Presbyterian	64 53					
226	A	Gardner-Webb	50 54	102	H	Liberty	43 49					

Non-Div I Games: Concord 92 36 Lees-McRae 84 39

Radford

Loss, Non-Conf, S Site, H Home A Away N Neutral

Rhode Island

Through Games Of Feb. 10, 2016

Average RPI Win:	255	WON-LOST	WINNING	LAST 10	STRENGTH OF	OPP. STRENGTH	TEAM	ADJ.	CONF.	ADJ CONF.
Average RPI Loss:	92	RECORD	PCT. RANK	GAMES	SCHEDULE	OF SCHEDULE	RPI	RPI	RPI	RPI
DIV. I ONLY	11- 12	181	5- 5	186	130	181	181	7	7	
DIV. I NON-CONF.	6- 6	160	0- 1	282	236	227	227	8	8	
TOTALS	RPI 1-25	RPI 26-50	W-L RECORDS	RPI 51-100	RPI 101-150	RPI 150+				
11- 12	0- 2	0- 5	OVERALL	0- 0	1- 1	10- 4				
5- 6	0- 1	0- 4	HOME	0- 0	1- 0	4- 1				
6- 5	0- 1	0- 1	AWAY	0- 0	0- 1	6- 2				
0- 1	0- 0	0- 0	NEUTRAL	0- 0	0- 0	0- 1				
6- 6	0- 0	0- 2	NON-CONFERENCE	0- 0	1- 1	5- 3				
3- 3	0- 0	0- 2	HOME	0- 0	1- 0	2- 1				
3- 2	0- 0	0- 0	AWAY	0- 0	0- 1	3- 1				
0- 1	0- 0	0- 0	NEUTRAL	0- 0	0- 0	0- 1				
5- 6	0- 2	0- 3	CONFERENCE	0- 0	0- 0	5- 1				
2- 3	0- 1	0- 2	HOME	0- 0	0- 0	2- 0				
3- 3	0- 1	0- 1	AWAY	0- 0	0- 0	3- 1				
0- 0	0- 0	0- 0	NEUTRAL	0- 0	0- 0	0- 0				

RPI	S	Opponent	Score	RPI	S	Opponent	Score	RPI	S	Opponent	Score	RPI	S	Opponent	Score
25	A	Duquesne	56 61	28	H	Syracuse	54 57					134	A	Marshall	62 72
25	H	Duquesne	70 79	30	H	St. Bonaventure	56 69					144	H	Harvard	56 52
				36	A	George Washington	52 68					152	A	Brown	63 67
				47	H	Dayton	53 67					156	H	Davidson	78 62
				50	H	Albany (NY)	58 67					159	A	Fordham	42 50
												167	N	Hampton	54 59
												223	A	Richmond	57 50
												231	H	Columbia	57 56
												250	H	Providence	55 64
												258	A	Massachusetts	80 79
												270	A	Dartmouth	57 41
												278	A	La Salle	72 61
												278	H	La Salle	62 52
												306	A	FIU	68 50
												316	H	UMass Lowell	72 64
												348	A	Boston U.	57 41
LAST 12 Division I GAMES:															
25	A	Duquesne	56 61	278	A	La Salle	72 61								
47	H	Dayton	53 67	25	H	Duquesne	70 79								
278	H	La Salle	62 52	223	A	Richmond	57 50								
159	A	Fordham	42 50	36	A	George Washington	52 68								
258	A	Massachusetts	80 79	30	H	St. Bonaventure	56 69								
156	H	Davidson	78 62	167	N	Hampton	54 59								

Non-Div I Games:

Rhode Island

■ Loss,
 ■ Non-Conf,
 ■ S Site,
 ■ H Home
 ■ A Away
 N Neutral

Average RPI Win: 218	WON-LOST	WINNING	LAST 10	STRENGTH OF	OPP. STRENGTH	TEAM	ADJ.	CONF.	ADJ CONF.
Average RPI Loss: 136	RECORD	PCT. RANK	GAMES	SCHEDULE	OF SCHEDULE	RPI	RPI	RPI	RPI
DIV. I ONLY	4- 17	312	3- 7	76	160	240	240	12	12
DIV. I NON-CONF.	1- 10	330	0- 2	108	199	273	273	10	10
TOTALS	RPI 1-25	RPI 26-50	W-L RECORDS	RPI 51-100	RPI 101-150	RPI 150+			
4- 17	0- 4	0- 0	OVERALL	0- 2	0- 3	4- 8			
2- 8	0- 2	0- 0	HOME	0- 1	0- 1	2- 4			
2- 9	0- 2	0- 0	AWAY	0- 1	0- 2	2- 4			
0- 0	0- 0	0- 0	NEUTRAL	0- 0	0- 0	0- 0			
1- 10	0- 3	0- 0	NON-CONFERENCE	0- 0	0- 1	1- 6			
0- 5	0- 1	0- 0	HOME	0- 0	0- 1	0- 3			
1- 5	0- 2	0- 0	AWAY	0- 0	0- 0	1- 3			
0- 0	0- 0	0- 0	NEUTRAL	0- 0	0- 0	0- 0			
3- 7	0- 1	0- 0	CONFERENCE	0- 2	0- 2	3- 2			
2- 3	0- 1	0- 0	HOME	0- 1	0- 0	2- 1			
1- 4	0- 0	0- 0	AWAY	0- 1	0- 2	1- 1			
0- 0	0- 0	0- 0	NEUTRAL	0- 0	0- 0	0- 0			

RPI 1-25				RPI 26-50				RPI 51-100				RPI 101+ Team's RPI: 240			
RPI	S	Opponent	Score	RPI	S	Opponent	Score	RPI	S	Opponent	Score	RPI	S	Opponent	Score
4	A	Baylor	38 89					58	A	Western Ky.	49 52	134	A	Marshall	52 81
8	H	Texas	47 70					80	H	Middle Tenn.	60 61	136	A	Southern Miss.	62 68
23	A	Kentucky	39 72									144	H	Harvard	61 67
24	H	UTEP	54 60									153	H	Loyola Chicago	50 57
												164	A	Louisiana Tech	61 63
												166	H	UAB	55 64
												170	A	McNeese St.	53 61
												199	A	North Texas	79 73
												199	H	North Texas	100 97
												229	H	UTSA	49 48
												233	A	Stephen F. Austin	45 59
												235	H	Texas Southern	66 69
												243	A	Sam Houston St.	58 46
												254	H	Houston	59 62
												330	A	A&M-Corpus Christi	55 60
LAST 12 Division I GAMES:															
136	A	Southern Miss.	62 68	58	A	Western Ky.	49 52								
164	A	Louisiana Tech	61 63	199	H	North Texas	100 97								
199	A	North Texas	79 73	229	H	UTSA	49 48								
80	H	Middle Tenn.	60 61	24	H	UTEP	54 60								
166	H	UAB	55 64	153	H	Loyola Chicago	50 57								
134	A	Marshall	52 81	235	H	Texas Southern	66 69								

Non-Div I Games:

Rice

■ Loss,
■ Non-Conf,
■ S Site,
■ H Home
■ A Away
N Neutral

Average RPI Win:	246	WON-LOST	WINNING	LAST 10	STRENGTH OF	OPP. STRENGTH	TEAM	ADJ.	CONF.	ADJ CONF.
Average RPI Loss:	104	RECORD	PCT. RANK	GAMES	SCHEDULE	OF SCHEDULE	RPI	RPI	RPI	RPI
DIV. I ONLY	9- 15	240	1- 9	164	100	223	223	7	7	
DIV. I NON-CONF.	7- 6	156	0- 1	285	142	211	211	8	8	
TOTALS	RPI 1-25	RPI 26-50	W-L RECORDS	RPI 51-100	RPI 101-150	RPI 150+				
9- 15	0- 1	0- 3	OVERALL	0- 6	0- 1	9- 4				
4- 7	0- 1	0- 2	HOME	0- 1	0- 0	4- 3				
3- 7	0- 0	0- 1	AWAY	0- 4	0- 1	3- 1				
2- 1	0- 0	0- 0	NEUTRAL	0- 1	0- 0	2- 0				
7- 6	0- 0	0- 0	NON-CONFERENCE	0- 3	0- 1	7- 2				
4- 2	0- 0	0- 0	HOME	0- 1	0- 0	4- 1				
1- 3	0- 0	0- 0	AWAY	0- 1	0- 1	1- 1				
2- 1	0- 0	0- 0	NEUTRAL	0- 1	0- 0	2- 0				
2- 9	0- 1	0- 3	CONFERENCE	0- 3	0- 0	2- 2				
0- 5	0- 1	0- 2	HOME	0- 0	0- 0	0- 2				
2- 4	0- 0	0- 1	AWAY	0- 3	0- 0	2- 0				
0- 0	0- 0	0- 0	NEUTRAL	0- 0	0- 0	0- 0				

RPI	S	Opponent	Score	RPI	S	Opponent	Score	RPI	S	Opponent	Score	RPI	S	Opponent	Score	Team's RPI: 223
25	H	Duquesne	44 65	30	A	St. Bonaventure	43 66	53	H	James Madison	47 73	123	A	Wake Forest	33 43	
				36	H	George Washington	47 62	79	A	Saint Louis	48 73	156	H	Davidson	59 67	
				47	H	Dayton	48 60	84	N	Marquette	80 98	158	H	Old Dominion	62 57	
								94	A	Saint Joseph's	53 64	181	H	Rhode Island	50 57	
								97	A	Virginia	51 71	197	H	William & Mary	56 50	
								98	A	VCU	42 53	207	H	Eastern Ky.	81 62	
												214	H	Furman	62 69	
												236	A	Appalachian St.	59 73	
												239	H	UNCW	63 53	
												250	A	Providence	57 50	
												258	A	Massachusetts	74 68	
												278	A	La Salle	60 43	
												293	N	Wichita St.	63 50	
												332	N	Lafayette	54 46	
LAST 12 Division I GAMES:																
156	H	Davidson	59 67	258	A	Massachusetts	74 68									
36	H	George Washington	47 62	94	A	Saint Joseph's	53 64									
79	A	Saint Louis	48 73	181	H	Rhode Island	50 57									
30	A	St. Bonaventure	43 66	47	H	Dayton	48 60									
25	H	Duquesne	44 65	278	A	La Salle	60 43									
98	A	VCU	42 53	97	A	Virginia	51 71									

Non-Div I Games:

Richmond

 Loss,
 Non-Conf,
 S Site,
 H Home
 A Away
N Neutral

Average RPI Win: 279	WON-LOST	WINNING	LAST 10	STRENGTH OF	OPP. STRENGTH	TEAM	ADJ.	CONF.	ADJ CONF.
Average RPI Loss: 170	RECORD	PCT. RANK	GAMES	SCHEDULE	OF SCHEDULE	RPI	RPI	RPI	RPI
DIV. I ONLY	5- 18	303	2- 8	166	296	292	292	23	23
DIV. I NON-CONF.	3- 6	234	0- 0	97	320	207	207	24	24
TOTALS	RPI 1-25	RPI 26-50	W-L RECORDS	RPI 51-100	RPI 101-150	RPI 150+			
5- 18	0- 0	0- 1	OVERALL	0- 2	0- 4	5- 11			
3- 8	0- 0	0- 1	HOME	0- 0	0- 1	3- 6			
2- 8	0- 0	0- 0	AWAY	0- 1	0- 3	2- 4			
0- 2	0- 0	0- 0	NEUTRAL	0- 1	0- 0	0- 1			
3- 6	0- 0	0- 1	NON-CONFERENCE	0- 2	0- 1	3- 2			
2- 1	0- 0	0- 1	HOME	0- 0	0- 0	2- 0			
1- 3	0- 0	0- 0	AWAY	0- 1	0- 1	1- 1			
0- 2	0- 0	0- 0	NEUTRAL	0- 1	0- 0	0- 1			
2- 12	0- 0	0- 0	CONFERENCE	0- 0	0- 3	2- 9			
1- 7	0- 0	0- 0	HOME	0- 0	0- 1	1- 6			
1- 5	0- 0	0- 0	AWAY	0- 0	0- 2	1- 3			
0- 0	0- 0	0- 0	NEUTRAL	0- 0	0- 0	0- 0			

RPI	S	Opponent	Score	RPI	S	Opponent	Score	RPI	S	Opponent	Score	RPI	S	Opponent	Score	Team's RPI: 292
46	H	Princeton	59	78	72	N	Central Mich.	58	76	112	A	Iona	46	59		
					74	A	Army West Point	42	57	112	H	Iona	48	67		
										118	A	Quinnipiac	51	64		
										145	A	Pittsburgh	44	75		
										180	A	UMBC	53	58		
										180	N	UMBC	58	67		
										186	A	Marist	54	66		
										186	H	Marist	56	74		
										205	H	Lehigh	61	60		
										208	A	Fairfield	56	63		
										208	H	Fairfield	39	55		
										217	H	Canisius	64	73		
										219	H	Manhattan	70	74		
										224	A	Siena	45	66		
										224	H	Siena	70	58		
										286	H	Monmouth	75	87		
										289	H	Niagara	57	67		
										291	H	Towson	78	72		
										333	A	Saint Peter's	68	67		
										344	A	St. Francis Brooklyn	71	59		
LAST 12 Division I GAMES:																
333	A	Saint Peter's	68	67	224	H	Siena	70	58							
112	H	Iona	48	67	208	H	Fairfield	39	55							
186	H	Marist	56	74	289	H	Niagara	57	67							
208	A	Fairfield	56	63	224	A	Siena	45	66							
219	H	Manhattan	70	74	118	A	Quinnipiac	51	64							
286	H	Monmouth	75	87	186	A	Marist	54	66							

Non-Div I Games:

Rider

■ Loss,
 ■ Non-Conf,
 ■ S Site,
 ■ H Home
 ■ A Away
 N Neutral

Average RPI Win:	283	WON-LOST	WINNING	LAST 10	STRENGTH OF	OPP. STRENGTH	TEAM	ADJ.	CONF.	ADJ CONF.
Average RPI Loss:	168	RECORD	PCT. RANK	GAMES	SCHEDULE	OF SCHEDULE	RPI	RPI	RPI	RPI
DIV. I ONLY	13- 9	120	6- 4	293	328	183	183	31	31	
DIV. I NON-CONF.	5- 5	160	0- 0	177	147	139	139	32	32	
TOTALS	RPI 1-25	RPI 26-50	W-L RECORDS	RPI 51-100	RPI 101-150	RPI 150+				
13- 9	0- 1	0- 0	OVERALL	0- 2	0- 2	13- 4				
7- 2	0- 0	0- 0	HOME	0- 0	0- 1	7- 1				
6- 7	0- 0	0- 0	AWAY	0- 0	0- 0	6- 0				
0- 0	0- 0	0- 0	NEUTRAL	0- 0	0- 0	0- 0				
5- 5	0- 1	0- 0	NON-CONFERENCE	0- 2	0- 2	5- 0				
2- 1	0- 0	0- 0	HOME	0- 0	0- 1	2- 0				
3- 4	0- 1	0- 0	AWAY	0- 2	0- 1	3- 0				
0- 0	0- 0	0- 0	NEUTRAL	0- 0	0- 0	0- 0				
8- 4	0- 0	0- 0	CONFERENCE	0- 0	0- 0	8- 4				
5- 1	0- 0	0- 0	HOME	0- 0	0- 0	5- 1				
3- 3	0- 0	0- 0	AWAY	0- 0	0- 0	3- 3				
0- 0	0- 0	0- 0	NEUTRAL	0- 0	0- 0	0- 0				

RPI 1-25				RPI 26-50				RPI 51-100				RPI 101+ Team's RPI: 183			
RPI	S	Opponent	Score	RPI	S	Opponent	Score	RPI	S	Opponent	Score	RPI	S	Opponent	Score
22	A	Florida	52 79					51	A	Iowa	50 69	122	A	Youngstown St.	46 55
								92	A	Charlotte	73 94	147	H	Northern Ky.	70 72
												194	H	Delaware	53 50
												211	A	Bryant	65 71
												211	H	Bryant	55 53
												216	H	Morgan St.	76 44
												256	H	Sacred Heart	78 63
												269	A	Ga. Southern	64 49
												275	A	Saint Francis (PA)	54 62
												277	A	Central Conn. St.	39 48
												277	H	Central Conn. St.	72 55
												278	A	La Salle	76 45
												286	A	Monmouth	60 47
												311	H	Fairleigh Dickinson	68 83
												325	A	LIU Brooklyn	52 49
												338	A	Mt. St. Mary's	74 67
												338	H	Mt. St. Mary's	61 56
												342	H	Wagner	64 44
												344	A	St. Francis Brooklyn	62 53
LAST 12 Division I GAMES:															
277	H	Central Conn. St.	72 55	338	H	Mt. St. Mary's	61 56								
211	H	Bryant	55 53	311	H	Fairleigh Dickinson	68 83								
338	A	Mt. St. Mary's	74 67	325	A	LIU Brooklyn	52 49								
275	A	Saint Francis (PA)	54 62	344	A	St. Francis Brooklyn	62 53								
277	A	Central Conn. St.	39 48	342	H	Wagner	64 44								
211	A	Bryant	65 71	256	H	Sacred Heart	78 63								

Non-Div I Games: West Va. Wesleyan 124 59

Robert Morris

■ Loss,
 ■ Non-Conf,
 ■ S Site,
 ■ Home
 ■ A Away
 N Neutral

Average RPI Win:	114	WON-LOST	WINNING	LAST 10	STRENGTH OF	OPP. STRENGTH	TEAM	ADJ.	CONF.	ADJ CONF.
Average RPI Loss:	35	RECORD	PCT. RANK	GAMES	SCHEDULE	OF SCHEDULE	RPI	RPI	RPI	RPI
DIV. I ONLY	15- 10	116	4- 6	14	13	39	39	4	4	
DIV. I NON-CONF.	9- 3	69	0- 0	21	8	18	18	4	4	
TOTALS	RPI 1-25	RPI 26-50	W-L RECORDS	RPI 51-100	RPI 101-150	RPI 150+				
15- 10	1- 4	0- 3	OVERALL	7- 3	4- 0	3- 0				
10- 2	0- 1	0- 1	HOME	4- 0	4- 0	2- 0				
2- 8	0- 3	0- 2	AWAY	1- 3	0- 0	1- 0				
3- 0	1- 0	0- 0	NEUTRAL	2- 0	0- 0	0- 0				
9- 3	1- 1	0- 2	NON-CONFERENCE	4- 0	3- 0	1- 0				
5- 1	0- 0	0- 1	HOME	1- 0	3- 0	1- 0				
1- 2	0- 1	0- 1	AWAY	1- 0	0- 0	0- 0				
3- 0	1- 0	0- 0	NEUTRAL	2- 0	0- 0	0- 0				
6- 7	0- 3	0- 1	CONFERENCE	3- 3	1- 0	2- 0				
5- 1	0- 1	0- 0	HOME	3- 0	1- 0	1- 0				
1- 6	0- 2	0- 1	AWAY	0- 3	0- 0	1- 0				
0- 0	0- 0	0- 0	NEUTRAL	0- 0	0- 0	0- 0				

RPI	S	Opponent	Score	RPI	S	Opponent	Score	RPI	S	Opponent	Score	RPI	S	Opponent	Score
5	A	Ohio St.	78 90	29	A	Seton Hall	49 77	51	A	Iowa	65 69	112	H	Iona	58 33
5	H	Ohio St.	58 67	31	H	St. John's (NY)	62 69	59	H	Temple	61 51	117	H	LSU	69 57
12	A	Michigan St.	48 59	41	A	Indiana	48 64	73	A	Nebraska	54 65	128	H	Arkansas	60 40
14	A	Florida St.	43 65					73	H	Nebraska	66 56	138	H	Wisconsin	61 41
20	N	Green Bay	54 43					82	N	Tulane	75 51	155	A	Penn St.	74 62
								86	A	Minnesota	72 85	160	H	Illinois	67 54
								86	H	Minnesota	66 55	294	H	Savannah St.	65 26
								89	H	Northwestern	61 59				
								94	A	Saint Joseph's	78 65				
								97	N	Virginia	60 48				
LAST 12 Division I GAMES:															
89	H	Northwestern	61 59	12	A	Michigan St.	48 59								
155	A	Penn St.	74 62	73	A	Nebraska	54 65								
86	A	Minnesota	72 85	160	H	Illinois	67 54								
73	H	Nebraska	66 56	5	A	Ohio St.	78 90								
41	A	Indiana	48 64	138	H	Wisconsin	61 41								
5	H	Ohio St.	58 67	51	A	Iowa	65 69								

Non-Div I Games:

Rutgers

■ Loss,
■ Non-Conf,
■ S Site,
■ H Home
■ A Away
N Neutral

SIUE				STRENGTH OF SCHEDULE	OPP. STRENGTH OF SCHEDULE	TEAM RPI	ADJ. RPI	CONF. RPI	ADJ CONF. RPI
Average RPI Win:	247	WON-LOST RECORD	WINNING PCT. RANK						
Average RPI Loss:	152		LAST 10 GAMES						
DIV. I ONLY	14- 11	141	7- 3	221	264	173	173	24	24
DIV. I NON-CONF.	5- 8	209	0- 0	129	255	178	178	23	23

TOTALS	RPI 1-25	RPI 26-50	W-L RECORDS	RPI 51-100	RPI 101-150	RPI 150+			
14- 11	0- 1	0- 1	OVERALL	1- 2	1- 2	12- 5			
8- 3	0- 0	0- 0	HOME	1- 1	1- 1	6- 1			
6- 7	0- 1	0- 1	AWAY	0- 1	0- 1	6- 3			
0- 1	0- 0	0- 0	NEUTRAL	0- 0	0- 0	0- 1			
5- 8	0- 1	0- 1	NON-CONFERENCE	1- 1	0- 2	4- 3			
3- 1	0- 0	0- 0	HOME	1- 0	0- 1	2- 0			
2- 6	0- 1	0- 1	AWAY	0- 1	0- 1	2- 2			
0- 1	0- 0	0- 0	NEUTRAL	0- 0	0- 0	0- 1			
9- 3	0- 0	0- 0	CONFERENCE	0- 1	1- 0	8- 2			
5- 2	0- 0	0- 0	HOME	0- 1	1- 0	4- 1			
4- 1	0- 0	0- 0	AWAY	0- 0	0- 0	4- 1			
0- 0	0- 0	0- 0	NEUTRAL	0- 0	0- 0	0- 0			

RPI 1-25				RPI 26-50				RPI 51-100				RPI 101+ Team's RPI: 173			
RPI	S	Opponent	Score	RPI	S	Opponent	Score	RPI	S	Opponent	Score	RPI	S	Opponent	Score
17	A	Oklahoma St.	61 86	33	A	Missouri	46 75	72	A	Central Mich.	65 78	110	H	Belmont	73 60
								79	H	Saint Louis	71 64	114	H	IUPUI	67 85
								85	H	UT Martin	79 85	142	A	Southern Ill.	57 71
												196	H	Southeast Mo. St.	80 73
												207	H	Eastern Ky.	89 74
												209	A	Valparaiso	56 69
												228	A	Western Ill.	74 78
												233	N	Stephen F. Austin	74 82
												245	H	Northern Ill.	93 67
												259	H	Omaha	90 86
												263	A	Tennessee St.	61 73
												272	A	Tennessee Tech	83 68
												274	A	Jacksonville St.	62 57
												276	A	Murray St.	64 61
												276	H	Murray St.	76 79
												280	A	Austin Peay	72 61
												295	H	Morehead St.	90 81
												310	A	UMKC	63 58
												314	A	Illinois St.	65 57
												337	H	Eastern Ill.	87 75
LAST 12 Division I GAMES:															
276	H	Murray St.	76 79	207	H	Eastern Ky.	89 74								
85	H	UT Martin	79 85	295	H	Morehead St.	90 81								
337	H	Eastern Ill.	87 75	263	A	Tennessee St.	61 73								
280	A	Austin Peay	72 61	110	H	Belmont	73 60								
276	A	Murray St.	64 61	272	A	Tennessee Tech	83 68								
196	H	Southeast Mo. St.	80 73	274	A	Jacksonville St.	62 57								

Non-Div I Games:

SIUE

■ Loss,
 ■ Non-Conf,
 ■ S Site,
 ■ Home
 ■ A Away
 N Neutral

SMU				STRENGTH OF SCHEDULE	OPP. STRENGTH OF SCHEDULE	TEAM RPI	ADJ. RPI	CONF. RPI	ADJ CONF. RPI
Average RPI Win:	187	WON-LOST RECORD	WINNING PCT. RANK						
Average RPI Loss:	78		LAST 10 GAMES						
DIV. I ONLY	11- 12	181	5- 5	100	44	154	154	8	8
DIV. I NON-CONF.	5- 6	180	0- 0	158	16	192	192	7	7

TOTALS	RPI 1-25	RPI 26-50	W-L RECORDS	RPI 51-100	RPI 101-150	RPI 150+			
11- 12	0- 4	0- 2	OVERALL	1- 3	3- 0	7- 3			
7- 6	0- 2	0- 1	HOME	1- 2	2- 0	4- 1			
2- 5	0- 1	0- 1	AWAY	0- 1	0- 0	2- 2			
2- 1	0- 1	0- 0	NEUTRAL	0- 0	1- 0	1- 0			
5- 6	0- 3	0- 0	NON-CONFERENCE	0- 1	2- 0	3- 2			
3- 3	0- 1	0- 0	HOME	0- 1	1- 0	2- 1			
0- 2	0- 1	0- 0	AWAY	0- 0	0- 0	0- 1			
2- 1	0- 1	0- 0	NEUTRAL	0- 0	1- 0	1- 0			
6- 6	0- 1	0- 2	CONFERENCE	1- 2	1- 0	4- 1			
4- 3	0- 1	0- 1	HOME	1- 1	1- 0	2- 0			
2- 3	0- 0	0- 1	AWAY	0- 1	0- 0	2- 1			
0- 0	0- 0	0- 0	NEUTRAL	0- 0	0- 0	0- 0			

RPI 1-25				RPI 26-50				RPI 51-100				RPI 101+ Team's RPI: 154			
RPI	S	Opponent	Score	RPI	S	Opponent	Score	RPI	S	Opponent	Score	RPI	S	Opponent	Score
2	H	UConn	37 90	42	A	South Fla.	56 83	59	A	Temple	35 55	104	N	Arizona	58 46
9	H	Arizona St.	57 64	42	H	South Fla.	48 66	59	H	Temple	69 67	115	H	Memphis	58 49
18	A	Texas A&M	55 67					82	H	Tulane	42 54	132	H	Northwestern St.	74 36
21	N	Mississippi St.	70 72					95	H	TCU	79 89	172	H	East Carolina	74 67
												182	H	New Mexico	58 63
												184	A	Tulsa	54 56
												189	H	Kansas	73 64
												199	A	North Texas	57 60
												204	A	Cincinnati	73 55
												226	N	Gardner-Webb	69 61
												254	A	Houston	50 48
												264	H	UCF	65 50
												340	H	Cal St. Fullerton	74 53
LAST 12 Division I GAMES:															
172	H	East Carolina	74 67	82	H	Tulane	42 54								
264	H	UCF	65 50	115	H	Memphis	58 49								
59	A	Temple	35 55	254	A	Houston	50 48								
42	H	South Fla.	48 66	42	A	South Fla.	56 83								
204	A	Cincinnati	73 55	59	H	Temple	69 67								
2	H	UConn	37 90	184	A	Tulsa	54 56								

Non-Div I Games:

SMU

■ Loss,
 ■ Non-Conf,
 ■ S Site,
 ■ H Home
 ■ A Away
 N Neutral

Average RPI Win:	257	WON-LOST	WINNING	LAST 10	STRENGTH OF	OPP. STRENGTH	TEAM	ADJ.	CONF.	ADJ CONF.
Average RPI Loss:	140	RECORD	PCT. RANK	GAMES	SCHEDULE	OF SCHEDULE	RPI	RPI	RPI	RPI
DIV. I ONLY	7- 14	257	4- 6	96	278	206	206	20	20	
DIV. I NON-CONF.	3- 8	258	1- 1	104	169	208	208	21	21	
TOTALS	RPI 1-25	RPI 26-50	W-L RECORDS	RPI 51-100	RPI 101-150	RPI 150+				
7- 14	0- 1	0- 0	OVERALL	0- 3	0- 2	7- 8				
3- 6	0- 1	0- 0	HOME	0- 0	0- 2	3- 3				
4- 7	0- 0	0- 0	AWAY	0- 2	0- 0	4- 5				
0- 1	0- 0	0- 0	NEUTRAL	0- 1	0- 0	0- 0				
3- 8	0- 1	0- 0	NON-CONFERENCE	0- 3	0- 1	3- 3				
1- 3	0- 1	0- 0	HOME	0- 0	0- 1	1- 1				
2- 4	0- 0	0- 0	AWAY	0- 2	0- 0	2- 2				
0- 1	0- 0	0- 0	NEUTRAL	0- 1	0- 0	0- 0				
4- 6	0- 0	0- 0	CONFERENCE	0- 0	0- 1	4- 5				
2- 3	0- 0	0- 0	HOME	0- 0	0- 1	2- 2				
2- 3	0- 0	0- 0	AWAY	0- 0	0- 0	2- 3				
0- 0	0- 0	0- 0	NEUTRAL	0- 0	0- 0	0- 0				

RPI	S	Opponent	Score	RPI	S	Opponent	Score	RPI	S	Opponent	Score	RPI	S	Opponent	Score	Team's RPI: 206
10	H	UCLA	76 109					62	N	Villanova	54 78	120	H	San Francisco	94 95	
								77	A	California	99 117	140	H	Idaho	88 98	
								100	A	New Mexico St.	77 80	151	H	Hawaii	72 74	
												162	A	Montana St.	99 116	
												162	H	Montana St.	79 80	
												182	A	New Mexico	71 84	
												185	H	Eastern Wash.	83 100	
												187	A	UC Davis	92 77	
												190	A	Weber St.	66 77	
												198	A	Cal Poly	72 97	
												201	A	Idaho St.	68 59	
												221	A	Utah St.	95 86	
												225	A	Montana	83 90	
												225	H	Montana	83 75	
												321	A	Portland St.	126 78	
												321	H	Portland St.	132 91	
												323	H	UC Irvine	126 78	
LAST 12 Division I GAMES:																
162	A	Montana St.	99 116	201	A	Idaho St.	68 59									
225	A	Montana	83 90	225	H	Montana	83 75									
185	H	Eastern Wash.	83 100	162	H	Montana St.	79 80									
140	H	Idaho	88 98	321	H	Portland St.	132 91									
321	A	Portland St.	126 78	198	A	Cal Poly	72 97									
190	A	Weber St.	66 77	323	H	UC Irvine	126 78									

Non-Div I Games:

Sacramento St.

■ Loss,
■ Non-Conf,
■ S Site,
■ H Home
■ A Away
N Neutral

Sacred Heart

Through Games Of Feb. 10, 2016

Average RPI Win:	311	WON-LOST	WINNING	LAST 10	STRENGTH OF	OPP. STRENGTH	TEAM	ADJ.	CONF.	ADJ CONF.
Average RPI Loss:	171	RECORD	PCT. RANK	GAMES	SCHEDULE	OF SCHEDULE	RPI	RPI	RPI	RPI
DIV. I ONLY	12- 11	160	9- 1	327	334	256	256	31	31	
DIV. I NON-CONF.	2- 9	296	0- 0	256	189	315	315	32	32	
TOTALS	RPI 1-25	RPI 26-50	W-L RECORDS	RPI 51-100	RPI 101-150	RPI 150+				
12- 11	0- 0	0- 1	OVERALL	0- 1	0- 2	12- 7				
6- 4	0- 0	0- 0	HOME	0- 0	0- 1	6- 3				
5- 6	0- 0	0- 1	AWAY	0- 1	0- 0	5- 4				
1- 1	0- 0	0- 0	NEUTRAL	0- 0	0- 1	1- 0				
2- 9	0- 0	0- 1	NON-CONFERENCE	0- 1	0- 2	2- 5				
1- 3	0- 0	0- 0	HOME	0- 0	0- 1	1- 2				
0- 5	0- 0	0- 1	AWAY	0- 1	0- 0	0- 3				
1- 1	0- 0	0- 0	NEUTRAL	0- 0	0- 1	1- 0				
10- 2	0- 0	0- 0	CONFERENCE	0- 0	0- 0	10- 2				
5- 1	0- 0	0- 0	HOME	0- 0	0- 0	5- 1				
5- 1	0- 0	0- 0	AWAY	0- 0	0- 0	5- 1				
0- 0	0- 0	0- 0	NEUTRAL	0- 0	0- 0	0- 0				

RPI 1-25			RPI 26-50			RPI 51-100			RPI 101+ Team's RPI: 256		
RPI	S	Opponent	Score	RPI	S	Opponent	Score	RPI	S	Opponent	Score
				31	A	St. John's (NY)	54 67	59	A	Temple	62 92
								125	N	La.-Lafayette	58 60
								137	H	Buffalo	53 66
								155	A	Penn St.	46 83
								183	A	Robert Morris	63 78
								208	A	Fairfield	50 61
								210	H	Binghamton	69 60
								211	H	Bryant	59 61
								222	H	Hartford	67 68
								266	H	New Hampshire	69 81
								275	A	Saint Francis (PA)	81 77
								277	A	Central Conn. St.	61 57
								287	A	Vermont	51 53
								296	N	Coastal Caro.	71 62
								311	H	Fairleigh Dickinson	72 61
								325	A	LIU Brooklyn	62 53
								325	H	LIU Brooklyn	71 47
								338	H	Mt. St. Mary's	61 58
								342	A	Wagner	77 73
								342	H	Wagner	73 62
								344	A	St. Francis Brooklyn	68 51
								344	H	St. Francis Brooklyn	63 55
LAST 12 Division I GAMES:											
325	H	LIU Brooklyn	71 47	277	A	Central Conn. St.	61 57				
344	H	St. Francis Brooklyn	63 55	344	A	St. Francis Brooklyn	68 51				
325	A	LIU Brooklyn	62 53	342	H	Wagner	73 62				
211	H	Bryant	59 61	311	H	Fairleigh Dickinson	72 61				
338	H	Mt. St. Mary's	61 58	275	A	Saint Francis (PA)	81 77				
342	A	Wagner	77 73	183	A	Robert Morris	63 78				

Non-Div I Games:

Sacred Heart

■ Loss,
 ■ Non-Conf,
 ■ S Site,
 ■ Home
 ■ A Away
 N Neutral

Average RPI Win:	294	WON-LOST	WINNING	LAST 10	STRENGTH OF	OPP. STRENGTH	TEAM	ADJ.	CONF.	ADJ CONF.
Average RPI Loss:	192	RECORD	PCT. RANK	GAMES	SCHEDULE	OF SCHEDULE	RPI	RPI	RPI	RPI
DIV. I ONLY	8- 14	245	6- 4	269	339	275	275	31	31	
DIV. I NON-CONF.	1- 9	325	0- 0	132	210	299	299	32	32	
TOTALS	RPI 1-25	RPI 26-50	W-L RECORDS	RPI 51-100	RPI 101-150	RPI 150+				
8- 14	0- 1	0- 1	OVERALL	0- 0	0- 2	8- 10				
6- 3	0- 0	0- 0	HOME	0- 0	0- 1	6- 2				
2- 10	0- 1	0- 1	AWAY	0- 0	0- 1	2- 7				
0- 1	0- 0	0- 0	NEUTRAL	0- 0	0- 0	0- 1				
1- 9	0- 1	0- 1	NON-CONFERENCE	0- 0	0- 2	1- 5				
1- 1	0- 0	0- 0	HOME	0- 0	0- 1	1- 0				
0- 7	0- 1	0- 1	AWAY	0- 0	0- 1	0- 4				
0- 1	0- 0	0- 0	NEUTRAL	0- 0	0- 0	0- 1				
7- 5	0- 0	0- 0	CONFERENCE	0- 0	0- 0	7- 5				
5- 2	0- 0	0- 0	HOME	0- 0	0- 0	5- 2				
2- 3	0- 0	0- 0	AWAY	0- 0	0- 0	2- 3				
0- 0	0- 0	0- 0	NEUTRAL	0- 0	0- 0	0- 0				

RPI 1-25				RPI 26-50				RPI 51-100				RPI 101+ Team's RPI: 275			
RPI	S	Opponent	Score	RPI	S	Opponent	Score	RPI	S	Opponent	Score	RPI	S	Opponent	Score
22	A	Florida	65 122	32	A	Ohio	65 91					134	A	Marshall	73 81
												145	H	Pittsburgh	59 74
												165	A	Cornell	69 75
												183	H	Robert Morris	62 54
												204	A	Cincinnati	86 93
												207	N	Eastern Ky.	82 88
												211	A	Bryant	72 84
												211	H	Bryant	85 72
												217	A	Canisius	52 77
												231	A	Columbia	78 82
												256	H	Sacred Heart	77 81
												277	A	Central Conn. St.	51 66
												277	H	Central Conn. St.	59 79
												296	H	Coastal Caro.	106 74
												311	A	Fairleigh Dickinson	72 73
												311	H	Fairleigh Dickinson	87 67
												325	A	LIU Brooklyn	84 75
												338	H	Mt. St. Mary's	87 57
												342	H	Wagner	93 78
												344	A	St. Francis Brooklyn	83 76
LAST 12 Division I GAMES:															
211	H	Bryant	85 72	311	H	Fairleigh Dickinson	87 67								
277	H	Central Conn. St.	59 79	338	H	Mt. St. Mary's	87 57								
311	A	Fairleigh Dickinson	72 73	344	A	St. Francis Brooklyn	83 76								
183	H	Robert Morris	62 54	325	A	LIU Brooklyn	84 75								
211	A	Bryant	72 84	256	H	Sacred Heart	77 81								
277	A	Central Conn. St.	51 66	342	H	Wagner	93 78								

Non-Div I Games: Pitt.-Johnstown 82 78

Saint Francis (PA)

■ Loss,
 ■ Non-Conf,
 ■ S Site,
 ■ Home
 ■ A Away
 N Neutral

Saint Joseph's

Through Games Of Feb. 10, 2016

Average RPI Win:	151	WON-LOST	WINNING	LAST 10	STRENGTH OF	OPP. STRENGTH	TEAM	ADJ.	CONF.	ADJ CONF.
Average RPI Loss:	71	RECORD	PCT. RANK	GAMES	SCHEDULE	OF SCHEDULE	RPI	RPI	RPI	RPI
DIV. I ONLY	11- 12	181	5- 5	15	80	94	94	7	7	
DIV. I NON-CONF.	6- 6	160	1- 0	3	51	51	51	8	8	
TOTALS	RPI 1-25	RPI 26-50	W-L RECORDS	RPI 51-100	RPI 101-150	RPI 150+				
11- 12	0- 1	1- 5	OVERALL	4- 3	0- 1	6- 2				
7- 7	0- 1	1- 4	HOME	2- 1	0- 1	4- 0				
4- 5	0- 0	0- 1	AWAY	2- 2	0- 0	2- 2				
0- 0	0- 0	0- 0	NEUTRAL	0- 0	0- 0	0- 0				
6- 6	0- 1	1- 2	NON-CONFERENCE	3- 2	0- 1	2- 0				
4- 4	0- 1	1- 2	HOME	2- 0	0- 1	1- 0				
2- 2	0- 0	0- 0	AWAY	1- 2	0- 0	1- 0				
0- 0	0- 0	0- 0	NEUTRAL	0- 0	0- 0	0- 0				
5- 6	0- 0	0- 3	CONFERENCE	1- 1	0- 0	4- 2				
3- 3	0- 0	0- 2	HOME	0- 1	0- 0	3- 0				
2- 3	0- 0	0- 1	AWAY	1- 0	0- 0	1- 2				
0- 0	0- 0	0- 0	NEUTRAL	0- 0	0- 0	0- 0				

RPI 1-25				RPI 26-50				RPI 51-100 Team's RPI: 94				RPI 101+			
RPI	S	Opponent	Score	RPI	S	Opponent	Score	RPI	S	Opponent	Score	RPI	S	Opponent	Score
1	H	Notre Dame	55 91	29	H	Seton Hall	54 66	59	A	Temple	70 67	112	H	Iona	75 81
				30	A	St. Bonaventure	51 65	62	A	Villanova	49 55	159	A	Fordham	40 47
				36	H	George Washington	45 70	72	H	Central Mich.	76 66	159	H	Fordham	61 51
				39	H	Rutgers	65 78	78	A	Hofstra	62 75	177	A	George Mason	41 55
				44	H	Penn	50 46	79	H	Saint Louis	66 77	180	H	UMBC	104 45
				47	H	Dayton	61 71	83	H	Drexel	53 46	205	A	Lehigh	63 62
								98	A	VCU	66 63	223	H	Richmond	64 53
												258	A	Massachusetts	62 58
												278	H	La Salle	64 55
LAST 12 Division I GAMES:															
159	H	Fordham	61 51	159	A	Fordham	40 47								
177	A	George Mason	41 55	223	H	Richmond	64 53								
278	H	La Salle	64 55	98	A	VCU	66 63								
30	A	St. Bonaventure	51 65	258	A	Massachusetts	62 58								
47	H	Dayton	61 71	36	H	George Washington	45 70								
79	H	Saint Louis	66 77	72	H	Central Mich.	76 66								

Non-Div I Games:

Saint Joseph's

■ Loss,
 ■ Non-Conf,
 ■ S Site,
 ■ H Home
 ■ A Away
 N Neutral

Average RPI Win:	205	WON-LOST	WINNING	LAST 10	STRENGTH OF	OPP. STRENGTH	TEAM	ADJ.	CONF.	ADJ CONF.
Average RPI Loss:	94	RECORD	PCT. RANK	GAMES	SCHEDULE	OF SCHEDULE	RPI	RPI	RPI	RPI
DIV. I ONLY	17- 6	50	8- 2	195	135	79	79	7	7	
DIV. I NON-CONF.	9- 3	69	1- 0	259	288	100	100	8	8	
TOTALS	RPI 1-25	RPI 26-50	W-L RECORDS	RPI 51-100	RPI 101-150	RPI 150+				
17- 6	0- 0	1- 2	OVERALL	2- 2	2- 0	12- 2				
8- 1	0- 0	1- 0	HOME	0- 0	0- 0	7- 1				
8- 5	0- 0	0- 2	AWAY	2- 2	2- 0	4- 1				
1- 0	0- 0	0- 0	NEUTRAL	0- 0	0- 0	1- 0				
9- 3	0- 0	0- 0	NON-CONFERENCE	0- 2	2- 0	7- 1				
4- 0	0- 0	0- 0	HOME	0- 0	0- 0	4- 0				
4- 3	0- 0	0- 0	AWAY	0- 2	2- 0	2- 1				
1- 0	0- 0	0- 0	NEUTRAL	0- 0	0- 0	1- 0				
8- 3	0- 0	1- 2	CONFERENCE	2- 0	0- 0	5- 1				
4- 1	0- 0	1- 0	HOME	0- 0	0- 0	3- 1				
4- 2	0- 0	0- 2	AWAY	2- 0	0- 0	2- 0				
0- 0	0- 0	0- 0	NEUTRAL	0- 0	0- 0	0- 0				

RPI 1-25				RPI 26-50				RPI 51-100				Team's RPI: 79		RPI 101+			
RPI	S	Opponent	Score	RPI	S	Opponent	Score	RPI	S	Opponent	Score			RPI	S	Opponent	Score
				30	A	St. Bonaventure	59 80	63	A	Ball St.	70 79			115	A	Memphis	63 57
				36	A	George Washington	80 89	82	A	Tulane	58 66			126	A	Mercer	68 60
				47	H	Dayton	70 56	94	A	Saint Joseph's	77 66			156	A	Davidson	79 50
								98	A	VCU	77 72			173	A	SIUE	64 71
														177	A	George Mason	61 50
														177	H	George Mason	63 73
														184	H	Tulsa	82 73
														196	H	Southeast Mo. St.	67 52
														223	H	Richmond	73 48
														244	A	Indiana St.	62 52
														258	H	Massachusetts	69 49
														278	H	La Salle	79 70
														302	N	Cleveland St.	76 65
														313	H	Bradley	75 58
														337	H	Eastern Ill.	78 47
														345	A	Alabama A&M	91 60
LAST 12 Division I GAMES:																	
				30	A	St. Bonaventure	59 80	47	H	Dayton	70 56						
				223	H	Richmond	73 48	258	H	Massachusetts	69 49						
				36	A	George Washington	80 89	156	A	Davidson	79 50						
				177	A	George Mason	61 50	98	A	VCU	77 72						
				278	H	La Salle	79 70	177	H	George Mason	63 73						
				94	A	Saint Joseph's	77 66	313	H	Bradley	75 58						

Non-Div I Games: Mo.-St. Louis 67 31

Saint Louis

■ Loss,
 ■ Non-Conf,
 ■ S Site,
 ■ Home
 ■ A Away
 N Neutral

Saint Peter's

Through Games Of Feb. 10, 2016

Average RPI Win:	248	WON-LOST	WINNING	LAST 10	STRENGTH OF	OPP. STRENGTH	TEAM	ADJ.	CONF.	ADJ CONF.
Average RPI Loss:	202	RECORD	PCT. RANK	GAMES	SCHEDULE	OF SCHEDULE	RPI	RPI	RPI	RPI
DIV. I ONLY	4- 19	319	1- 9	243	305	333	333	23	23	
DIV. I NON-CONF.	2- 7	280	0- 0	124	344	285	285	24	24	
TOTALS	RPI 1-25	RPI 26-50	W-L RECORDS	RPI 51-100	RPI 101-150	RPI 150+				
4- 19	0- 1	0- 1	OVERALL	0- 0	0- 3	4- 14				
4- 9	0- 1	0- 0	HOME	0- 0	0- 2	4- 6				
0- 10	0- 0	0- 0	AWAY	0- 0	0- 1	0- 0				
0- 0	0- 0	0- 0	NEUTRAL	0- 0	0- 0	0- 0				
2- 7	0- 1	0- 1	NON-CONFERENCE	0- 0	0- 1	2- 4				
2- 3	0- 1	0- 0	HOME	0- 0	0- 1	2- 1				
0- 4	0- 0	0- 1	AWAY	0- 0	0- 0	0- 3				
0- 0	0- 0	0- 0	NEUTRAL	0- 0	0- 0	0- 0				
2- 12	0- 0	0- 0	CONFERENCE	0- 0	0- 2	2- 10				
2- 6	0- 0	0- 0	HOME	0- 0	0- 1	2- 5				
0- 6	0- 0	0- 0	AWAY	0- 0	0- 1	0- 5				
0- 0	0- 0	0- 0	NEUTRAL	0- 0	0- 0	0- 0				

RPI 1-25				RPI 26-50				RPI 51-100				RPI 101+ Team's RPI: 333			
RPI	S	Opponent	Score	RPI	S	Opponent	Score	RPI	S	Opponent	Score	RPI	S	Opponent	Score
25	H	Duquesne	38 63	29	A	Seton Hall	65 81					112	H	Iona	51 65
												113	H	Stony Brook	35 69
												118	A	Quinnipiac	49 66
												152	H	Brown	79 67
												186	A	Marist	46 69
												186	H	Marist	55 74
												205	A	Lehigh	42 74
												208	H	Fairfield	56 46
												217	A	Canisius	42 54
												217	H	Canisius	53 60
												219	A	Manhattan	47 64
												224	A	Siena	58 59
												224	H	Siena	55 64
												253	H	Navy	39 50
												286	H	Monmouth	67 62
												289	A	Niagara	46 51
												289	H	Niagara	48 52
												292	H	Rider	67 68
												311	A	Fairleigh Dickinson	52 73
												332	A	Lafayette	69 72
												344	H	St. Francis Brooklyn	44 40
LAST 12 Division I GAMES:															
292	H	Rider	67 68	289	A	Niagara	46 51								
186	H	Marist	55 74	217	A	Canisius	42 54								
118	A	Quinnipiac	49 66	208	H	Fairfield	56 46								
224	H	Siena	55 64	289	H	Niagara	48 52								
186	A	Marist	46 69	286	H	Monmouth	67 62								
219	A	Manhattan	47 64	112	H	Iona	51 65								

Non-Div I Games:

Saint Peter's

■ Loss,
 ■ Non-Conf,
 ■ S Site,
 ■ H Home
 ■ A Away
 N Neutral

Average RPI Win:	300	WON-LOST	WINNING	LAST 10	STRENGTH OF	OPP. STRENGTH	TEAM	ADJ.	CONF.	ADJ CONF.
Average RPI Loss:	148	RECORD	PCT. RANK	GAMES	SCHEDULE	OF SCHEDULE	RPI	RPI	RPI	RPI
DIV. I ONLY	6- 14	276	3- 7	213	213	243	243	27	27	
DIV. I NON-CONF.	2- 6	272	0- 0	89	66	164	164	26	26	
TOTALS	RPI 1-25	RPI 26-50	W-L RECORDS	RPI 51-100	RPI 101-150	RPI 150+				
6- 14	0- 2	0- 1	OVERALL	0- 3	0- 2	6- 6				
2- 3	0- 0	0- 0	HOME	0- 1	0- 0	2- 2				
4- 10	0- 1	0- 1	AWAY	0- 2	0- 2	4- 4				
0- 1	0- 1	0- 0	NEUTRAL	0- 0	0- 0	0- 0				
2- 6	0- 2	0- 1	NON-CONFERENCE	0- 1	0- 1	2- 1				
0- 1	0- 0	0- 0	HOME	0- 0	0- 0	0- 1				
2- 4	0- 1	0- 1	AWAY	0- 1	0- 1	2- 0				
0- 1	0- 1	0- 0	NEUTRAL	0- 0	0- 0	0- 0				
4- 8	0- 0	0- 0	CONFERENCE	0- 2	0- 1	4- 5				
2- 2	0- 0	0- 0	HOME	0- 1	0- 0	2- 1				
2- 6	0- 0	0- 0	AWAY	0- 1	0- 1	2- 4				
0- 0	0- 0	0- 0	NEUTRAL	0- 0	0- 0	0- 0				

RPI 1-25				RPI 26-50				RPI 51-100				RPI 101+ Team's RPI: 243			
RPI	S	Opponent	Score	RPI	S	Opponent	Score	RPI	S	Opponent	Score	RPI	S	Opponent	Score
8	A	Texas	49 83	45	A	Kansas St.	50 78	64	A	Abilene Christian	55 67	128	A	Arkansas	47 67
14	N	Florida St.	37 94					64	H	Abilene Christian	76 87	132	A	Northwestern St.	49 69
								95	A	TCU	59 85	170	A	McNeese St.	79 82
												233	A	Stephen F. Austin	63 70
												235	A	Texas Southern	53 51
												237	A	Houston Baptist	63 67
												240	H	Rice	46 58
												279	A	Lamar	78 76
												305	H	Southeastern La.	80 56
												308	H	Nicholls St.	63 67
												322	A	Incarinate Word	65 60
												325	A	LIU Brooklyn	63 56
												330	A	A&M-Corpus Christi	71 81
												336	H	New Orleans	64 52
LAST 12 Division I GAMES:															
64	A	Abilene Christian	55 67	170	A	McNeese St.	79 82								
330	A	A&M-Corpus Christi	71 81	308	H	Nicholls St.	63 67								
237	A	Houston Baptist	63 67	336	H	New Orleans	64 52								
279	A	Lamar	78 76	305	H	Southeastern La.	80 56								
233	A	Stephen F. Austin	63 70	132	A	Northwestern St.	49 69								
64	H	Abilene Christian	76 87	322	A	Incarinate Word	65 60								

Non-Div I Games: LSU-Alexandria 85 50 Our Lady Of The Lak67 56

Sam Houston St.

Loss, Non-Conf, S Site, H Home A Away N Neutral

Average RPI Win:	244	WON-LOST	WINNING	LAST 10	STRENGTH OF	OPP. STRENGTH	TEAM	ADJ.	CONF.	ADJ CONF.
Average RPI Loss:	99	RECORD	PCT. RANK	GAMES	SCHEDULE	OF SCHEDULE	RPI	RPI	RPI	RPI
DIV. I ONLY	14- 8	102	8- 2	250	172	121	121	17	17	
DIV. I NON-CONF.	6- 7	176	1- 2	202	174	144	144	16	16	
TOTALS	RPI 1-25	RPI 26-50	W-L RECORDS	RPI 51-100	RPI 101-150	RPI 150+				
14- 8	0- 1	0- 1	OVERALL	1- 2	2- 3	11- 1				
5- 2	0- 0	0- 0	HOME	1- 0	1- 2	3- 0				
8- 6	0- 1	0- 1	AWAY	0- 2	1- 1	7- 1				
1- 0	0- 0	0- 0	NEUTRAL	0- 0	0- 0	1- 0				
6- 7	0- 1	0- 1	NON-CONFERENCE	0- 2	1- 2	5- 1				
1- 1	0- 0	0- 0	HOME	0- 0	0- 1	1- 0				
4- 6	0- 1	0- 1	AWAY	0- 2	1- 1	3- 1				
1- 0	0- 0	0- 0	NEUTRAL	0- 0	0- 0	1- 0				
8- 1	0- 0	0- 0	CONFERENCE	1- 0	1- 1	6- 0				
4- 1	0- 0	0- 0	HOME	1- 0	1- 1	2- 0				
4- 0	0- 0	0- 0	AWAY	0- 0	0- 0	4- 0				
0- 0	0- 0	0- 0	NEUTRAL	0- 0	0- 0	0- 0				

RPI 1-25				RPI 26-50				RPI 51-100				RPI 101+				Team's RPI: 121
RPI	S	Opponent	Score	RPI	S	Opponent	Score	RPI	S	Opponent	Score	RPI	S	Opponent	Score	
21	A	Mississippi St.	47 68	41	A	Indiana	56 65	55	H	Chattanooga	48 43	117	A	LSU	47 44	
								75	A	Georgia Tech	55 66	126	H	Mercer	60 63	
								85	A	UT Martin	50 52	136	A	Southern Miss.	48 56	
												144	H	Harvard	54 60	
												149	H	ETSU	55 47	
												166	A	UAB	41 61	
												191	H	Troy	73 69	
												214	A	Furman	58 45	
												274	A	Jacksonville St.	50 39	
												285	A	Alabama St.	54 35	
												288	A	UNCG	57 52	
												288	H	UNCG	80 49	
												300	A	Western Caro.	59 42	
												300	H	Western Caro.	57 52	
												303	A	Wofford	58 39	
												308	N	Nicholls St.	45 43	
												345	A	Alabama A&M	54 30	
LAST 12 Division I GAMES:																
300	H	Western Caro.	57 52	126	H	Mercer	60 63									
288	H	UNCG	80 49	288	A	UNCG	57 52									
303	A	Wofford	58 39	300	A	Western Caro.	59 42									
214	A	Furman	58 45	144	H	Harvard	54 60									
55	H	Chattanooga	48 43	117	A	LSU	47 44									
149	H	ETSU	55 47	166	A	UAB	41 61									

Non-Div I Games: AUM 82 32 Shorter 53 33

Samford

■ Loss,
 ■ Non-Conf, S Site,
 ■ Home
 ■ Away
 N Neutral

Average RPI Win:	189	WON-LOST	WINNING	LAST 10	STRENGTH OF	OPP. STRENGTH	TEAM	ADJ.	CONF.	ADJ CONF.
Average RPI Loss:	55	RECORD	PCT. RANK	GAMES	SCHEDULE	OF SCHEDULE	RPI	RPI	RPI	RPI
DIV. I ONLY	20- 3	11	9- 1	236	89	66	66	9	9	
DIV. I NON-CONF.	9- 1	22	0- 0	315	116	109	109	9	9	
TOTALS	RPI 1-25	RPI 26-50	W-L RECORDS	RPI 51-100	RPI 101-150	RPI 150+				
20- 3	1- 0	0- 2	OVERALL	2- 1	6- 0	11- 0				
10- 2	1- 0	0- 1	HOME	1- 1	3- 0	5- 0				
10- 1	0- 0	0- 1	AWAY	1- 0	3- 0	6- 0				
0- 0	0- 0	0- 0	NEUTRAL	0- 0	0- 0	0- 0				
9- 1	0- 0	0- 0	NON-CONFERENCE	0- 1	3- 0	6- 0				
4- 1	0- 0	0- 0	HOME	0- 1	2- 0	2- 0				
5- 0	0- 0	0- 0	AWAY	0- 0	1- 0	4- 0				
0- 0	0- 0	0- 0	NEUTRAL	0- 0	0- 0	0- 0				
11- 2	1- 0	0- 2	CONFERENCE	2- 0	3- 0	5- 0				
6- 1	1- 0	0- 1	HOME	1- 0	1- 0	3- 0				
5- 1	0- 0	0- 1	AWAY	1- 0	2- 0	2- 0				
0- 0	0- 0	0- 0	NEUTRAL	0- 0	0- 0	0- 0				

RPI 1-25				RPI 26-50				RPI 51-100				Team's RPI: 66		RPI 101+			
RPI	S	Opponent	Score	RPI	S	Opponent	Score	RPI	S	Opponent	Score		RPI	S	Opponent	Score	
13	H	BYU	78 65	48	A	St. Mary's (CA)	60 68	67	A	Santa Clara	70 58		104	H	Arizona	59 54	
				48	H	St. Mary's (CA)	68 73	68	H	Washington St.	72 78		109	H	Akron	86 65	
								87	H	Gonzaga	63 54		120	A	San Francisco	67 58	
													135	A	Fresno St.	72 68	
													141	A	Pacific	59 56	
													141	H	Pacific	69 56	
													162	A	Montana St.	62 49	
													209	H	Valparaiso	76 60	
													241	A	Loyola Marymount	75 67	
													241	H	Loyola Marymount	82 58	
													248	A	San Diego St.	60 53	
													268	A	Pepperdine	70 54	
													268	H	Pepperdine	74 55	
													283	H	CSUN	86 64	
													284	H	Portland	71 43	
													326	A	Nevada	84 47	
													340	A	Cal St. Fullerton	53 44	
LAST 12 Division I GAMES:																	
				141	A	Pacific	59 56					87	H	Gonzaga	63 54		
				48	A	St. Mary's (CA)	60 68					284	H	Portland	71 43		
				241	A	Loyola Marymount	75 67					67	A	Santa Clara	70 58		
				268	A	Pepperdine	70 54					120	A	San Francisco	67 58		
				241	H	Loyola Marymount	82 58					48	H	St. Mary's (CA)	68 73		
				268	H	Pepperdine	74 55					141	H	Pacific	69 56		

Non-Div I Games: Hope Int'l 90 52

San Diego

Average RPI Win:	235	WON-LOST	WINNING	LAST 10	STRENGTH OF	OPP. STRENGTH	TEAM	ADJ.	CONF.	ADJ CONF.
Average RPI Loss:	152	RECORD	PCT. RANK	GAMES	SCHEDULE	OF SCHEDULE	RPI	RPI	RPI	RPI
DIV. I ONLY	7- 15	267	2- 8	149	223	248	248	19	19	
DIV. I NON-CONF.	4- 6	201	0- 0	235	223	253	253	20	20	
TOTALS	RPI 1-25	RPI 26-50	W-L RECORDS	RPI 51-100	RPI 101-150	RPI 150+				
7- 15	0- 0	0- 1	OVERALL	0- 4	2- 3	5- 7				
4- 8	0- 0	0- 0	HOME	0- 3	2- 1	2- 4				
3- 7	0- 0	0- 1	AWAY	0- 1	0- 2	3- 3				
0- 0	0- 0	0- 0	NEUTRAL	0- 0	0- 0	0- 0				
4- 6	0- 0	0- 1	NON-CONFERENCE	0- 2	1- 1	3- 2				
3- 3	0- 0	0- 0	HOME	0- 2	1- 0	2- 1				
1- 3	0- 0	0- 1	AWAY	0- 0	0- 1	1- 1				
0- 0	0- 0	0- 0	NEUTRAL	0- 0	0- 0	0- 0				
3- 9	0- 0	0- 0	CONFERENCE	0- 2	1- 2	2- 5				
1- 5	0- 0	0- 0	HOME	0- 1	1- 1	0- 3				
2- 4	0- 0	0- 0	AWAY	0- 1	0- 1	2- 2				
0- 0	0- 0	0- 0	NEUTRAL	0- 0	0- 0	0- 0				

RPI 1-25				RPI 26-50				RPI 51-100				RPI 101+				Team's RPI: 248	
RPI	S	Opponent	Score	RPI	S	Opponent	Score	RPI	S	Opponent	Score	RPI	S	Opponent	Score		
				37	A	Washington	51 80	54	A	Colorado St.	54 70	127	H	Boise St.	45 75		
								54	H	Colorado St.	57 60	135	A	Fresno St.	49 54		
								66	H	San Diego	53 60	135	H	Fresno St.	65 54		
								70	H	UC Riverside	68 85	138	H	Wisconsin	63 57		
												148	A	Long Beach St.	54 74		
												182	A	New Mexico	51 46		
												187	H	UC Davis	54 65		
												193	H	UNLV	41 55		
												200	A	San Jose St.	73 78		
												221	A	Utah St.	59 72		
												221	H	Utah St.	36 55		
												241	A	Loyola Marymount	65 92		
												249	A	Wyoming	84 77		
												283	A	CSUN	67 65		
												320	H	North Dakota St.	64 54		
												326	H	Nevada	64 70		
												340	H	Cal St. Fullerton	54 43		
LAST 12 Division I GAMES:																	
				135	H	Fresno St.	65 54					135	A	Fresno St.	49 54		
				182	A	New Mexico	51 46					127	H	Boise St.	45 75		
				54	A	Colorado St.	54 70					54	H	Colorado St.	57 60		
				193	H	UNLV	41 55					200	A	San Jose St.	73 78		
				326	H	Nevada	64 70					221	H	Utah St.	36 55		
				221	A	Utah St.	59 72					249	A	Wyoming	84 77		

Non-Div I Games: San Diego Christian60 25

San Diego St.

San Francisco

Through Games Of Feb. 10, 2016

Average RPI Win:	203	WON-LOST	WINNING	LAST 10	STRENGTH OF	OPP. STRENGTH	TEAM	ADJ.	CONF.	ADJ CONF.
Average RPI Loss:	101	RECORD	PCT. RANK	GAMES	SCHEDULE	OF SCHEDULE	RPI	RPI	RPI	RPI
DIV. I ONLY	12- 9	129	5- 5	152	109	120	120	9	9	
DIV. I NON-CONF.	7- 2	57	0- 0	238	173	93	93	9	9	
TOTALS	RPI 1-25	RPI 26-50	W-L RECORDS	RPI 51-100	RPI 101-150	RPI 150+				
12- 9	0- 1	0- 1	OVERALL	2- 4	2- 1	8- 2				
4- 5	0- 1	0- 1	HOME	2- 2	1- 0	1- 1				
8- 4	0- 0	0- 0	AWAY	0- 2	1- 1	7- 1				
0- 0	0- 0	0- 0	NEUTRAL	0- 0	0- 0	0- 0				
7- 2	0- 0	0- 0	NON-CONFERENCE	1- 0	2- 0	4- 2				
2- 1	0- 0	0- 0	HOME	1- 0	1- 0	0- 1				
5- 1	0- 0	0- 0	AWAY	0- 0	1- 0	4- 1				
0- 0	0- 0	0- 0	NEUTRAL	0- 0	0- 0	0- 0				
5- 7	0- 1	0- 1	CONFERENCE	1- 4	0- 1	4- 0				
2- 4	0- 1	0- 1	HOME	1- 2	0- 0	1- 0				
3- 3	0- 0	0- 0	AWAY	0- 2	0- 1	3- 0				
0- 0	0- 0	0- 0	NEUTRAL	0- 0	0- 0	0- 0				

RPI 1-25				RPI 26-50				RPI 51-100				RPI 101+ Team's RPI: 120			
RPI	S	Opponent	Score	RPI	S	Opponent	Score	RPI	S	Opponent	Score	RPI	S	Opponent	Score
13	H	BYU	57 66	48	H	St. Mary's (CA)	68 78	66	H	San Diego	58 67	124	H	North Dakota	74 57
								67	A	Santa Clara	57 68	141	A	Pacific	57 70
								67	H	Santa Clara	57 59	148	A	Long Beach St.	66 52
								70	H	UC Riverside	88 76	198	H	Cal Poly	61 62
								87	A	Gonzaga	47 68	199	A	North Texas	69 61
								87	H	Gonzaga	71 52	200	A	San Jose St.	82 78
												206	A	Sacramento St.	95 94
												220	A	Utah Valley	88 94
												241	A	Loyola Marymount	75 73
												268	A	Pepperdine	81 74
												284	A	Portland	82 63
												284	H	Portland	90 69
												326	A	Nevada	70 62
LAST 12 Division I GAMES:															
67	H	Santa Clara	57 59	13	H	BYU	57 66	66	H	San Diego	58 67				
87	H	Gonzaga	71 52	66	H	San Diego	58 67	284	A	Portland	82 63				
284	H	Portland	90 69	87	A	Gonzaga	47 68	141	A	Pacific	57 70				
67	A	Santa Clara	57 68	48	H	St. Mary's (CA)	68 78								
268	A	Pepperdine	81 74												
241	A	Loyola Marymount	75 73												

Non-Div I Games: Holy Names 77 31 San Fran. St. 73 45

San Francisco

Loss, Non-Conf, S Site, H Home A Away N Neutral

San Jose St.

Through Games Of Feb. 10, 2016

Average RPI Win:	256	WON-LOST	WINNING	LAST 10	STRENGTH OF	OPP. STRENGTH	TEAM	ADJ.	CONF.	ADJ CONF.
Average RPI Loss:	112	RECORD	PCT. RANK	GAMES	SCHEDULE	OF SCHEDULE	RPI	RPI	RPI	RPI
DIV. I ONLY	8- 14	245	5- 5	101	215	200	200	19	19	
DIV. I NON-CONF.	1- 9	325	0- 0	85	160	278	278	20	20	
TOTALS	RPI 1-25	RPI 26-50	W-L RECORDS	RPI 51-100	RPI 101-150	RPI 150+				
8- 14	0- 0	0- 1	OVERALL	0- 6	1- 4	7- 3				
4- 7	0- 0	0- 0	HOME	0- 3	0- 3	4- 1				
4- 7	0- 0	0- 1	AWAY	0- 3	1- 1	3- 2				
0- 0	0- 0	0- 0	NEUTRAL	0- 0	0- 0	0- 0				
1- 9	0- 0	0- 1	NON-CONFERENCE	0- 4	0- 2	1- 2				
1- 4	0- 0	0- 0	HOME	0- 2	0- 1	1- 1				
0- 5	0- 0	0- 1	AWAY	0- 2	0- 1	0- 1				
0- 0	0- 0	0- 0	NEUTRAL	0- 0	0- 0	0- 0				
7- 5	0- 0	0- 0	CONFERENCE	0- 2	1- 2	6- 1				
3- 3	0- 0	0- 0	HOME	0- 1	0- 2	3- 0				
4- 2	0- 0	0- 0	AWAY	0- 1	1- 0	3- 1				
0- 0	0- 0	0- 0	NEUTRAL	0- 0	0- 0	0- 0				

RPI 1-25			RPI 26-50			RPI 51-100			RPI 101+ Team's RPI: 200		
RPI	S	Opponent	Score	RPI	S	Opponent	Score	RPI	S	Opponent	Score
				48	A	St. Mary's (CA)	81 91	54	A	Colorado St.	54 76
								54	H	Colorado St.	78 80
								61	A	Oregon	74 104
								68	A	Washington St.	80 95
								81	H	South Dakota	77 87
								100	H	New Mexico St.	66 75
								120	H	San Francisco	78 82
								127	H	Boise St.	75 78
								135	A	Fresno St.	66 64
								135	H	Fresno St.	54 59
								141	A	Pacific	69 81
								151	H	Hawaii	73 76
								182	A	New Mexico	57 71
								193	H	UNLV	69 61
								221	A	Utah St.	86 74
								246	A	CSU Bakersfield	88 90
								248	H	San Diego St.	78 73
								249	A	Wyoming	67 66
								323	H	UC Irvine	79 58
								341	A	Air Force	72 49
								341	H	Air Force	81 60
LAST 12 Division I GAMES:											
193	H	UNLV	69 61	135	H	Fresno St.	54 59				
135	A	Fresno St.	66 64	249	A	Wyoming	67 66				
341	A	Air Force	72 49	54	A	Colorado St.	54 76				
54	H	Colorado St.	78 80	248	H	San Diego St.	78 73				
182	A	New Mexico	57 71	341	H	Air Force	81 60				
127	H	Boise St.	75 78	221	A	Utah St.	86 74				

Non-Div I Games: Southern Ore. 92 78

San Jose St.

Loss, Non-Conf, S Site, H Home A Away N Neutral

Santa Clara

Through Games Of Feb. 10, 2016

Average RPI Win:	195	WON-LOST	WINNING	LAST 10	STRENGTH OF	OPP. STRENGTH	TEAM	ADJ.	CONF.	ADJ CONF.
Average RPI Loss:	46	RECORD	PCT. RANK	GAMES	SCHEDULE	OF SCHEDULE	RPI	RPI	RPI	RPI
DIV. I ONLY	16- 5	42	7- 3	176	72	67	67	9	9	
DIV. I NON-CONF.	7- 2	57	0- 0	263	33	79	79	9	9	
TOTALS	RPI 1-25	RPI 26-50	W-L RECORDS	RPI 51-100	RPI 101-150	RPI 150+				
16- 5	1- 1	1- 2	OVERALL	1- 2	4- 0	9- 0				
7- 2	0- 1	0- 0	HOME	1- 1	3- 0	3- 0				
8- 3	1- 0	1- 2	AWAY	0- 1	1- 0	5- 0				
1- 0	0- 0	0- 0	NEUTRAL	0- 0	0- 0	1- 0				
7- 2	1- 0	0- 2	NON-CONFERENCE	0- 0	1- 0	5- 0				
3- 0	0- 0	0- 0	HOME	0- 0	1- 0	2- 0				
3- 2	1- 0	0- 2	AWAY	0- 0	0- 0	2- 0				
1- 0	0- 0	0- 0	NEUTRAL	0- 0	0- 0	1- 0				
9- 3	0- 1	1- 0	CONFERENCE	1- 2	3- 0	4- 0				
4- 2	0- 1	0- 0	HOME	1- 1	2- 0	1- 0				
5- 1	0- 0	1- 0	AWAY	0- 1	1- 0	3- 0				
0- 0	0- 0	0- 0	NEUTRAL	0- 0	0- 0	0- 0				

RPI 1-25				RPI 26-50				RPI 51-100				RPI 101+			
RPI	S	Opponent	Score	RPI	S	Opponent	Score	RPI	S	Opponent	Score	RPI	S	Opponent	Score
6	A	Stanford	61 58	26	A	Southern California	46 81	66	H	San Diego	58 70	120	A	San Francisco	59 57
13	H	BYU	63 68	37	A	Washington	55 100	87	A	Gonzaga	44 53	120	H	San Francisco	68 57
				48	A	St. Mary's (CA)	73 67	87	H	Gonzaga	71 64	131	H	Texas Tech	75 70
												141	H	Pacific	76 52
												198	A	Cal Poly	69 63
												241	A	Loyola Marymount	57 56
												267	A	UC Santa Barbara	48 37
												267	H	UC Santa Barbara	66 48
												268	A	Pepperdine	62 60
												284	A	Portland	67 45
												284	H	Portland	66 47
												318	N	Evansville	62 44
												341	H	Air Force	68 34
LAST 12 Division I GAMES:															
120	A	San Francisco	59 57	66	H	San Diego	58 70								
284	H	Portland	66 47	13	H	BYU	63 68								
87	H	Gonzaga	71 64	87	A	Gonzaga	44 53								
120	H	San Francisco	68 57	284	A	Portland	67 45								
241	A	Loyola Marymount	57 56	48	A	St. Mary's (CA)	73 67								
268	A	Pepperdine	62 60	141	H	Pacific	76 52								

Non-Div I Games: Hope Int'l 78 54 Simpson (CA) 112 34

Santa Clara

Loss, Non-Conf, S Site, H Home A Away N Neutral

Average RPI Win:	310	WON-LOST	WINNING	LAST 10	STRENGTH OF	OPP. STRENGTH	TEAM	ADJ.	CONF.	ADJ CONF.
Average RPI Loss:	176	RECORD	PCT. RANK	GAMES	SCHEDULE	OF SCHEDULE	RPI	RPI	RPI	RPI
DIV. I ONLY	5- 15	293	4- 6	237	302	294	294	30	30	
DIV. I NON-CONF.	1- 8	320	0- 1	30	120	209	209	30	30	
TOTALS	RPI 1-25	RPI 26-50	W-L RECORDS	RPI 51-100	RPI 101-150	RPI 150+				
5- 15	0- 3	0- 1	OVERALL	0- 1	0- 0	5- 10				
3- 5	0- 0	0- 0	HOME	0- 1	0- 0	3- 4				
2- 10	0- 3	0- 1	AWAY	0- 0	0- 0	2- 6				
0- 0	0- 0	0- 0	NEUTRAL	0- 0	0- 0	0- 0				
1- 8	0- 3	0- 1	NON-CONFERENCE	0- 1	0- 0	1- 3				
0- 2	0- 0	0- 0	HOME	0- 1	0- 0	0- 1				
1- 6	0- 3	0- 1	AWAY	0- 0	0- 0	1- 2				
0- 0	0- 0	0- 0	NEUTRAL	0- 0	0- 0	0- 0				
4- 7	0- 0	0- 0	CONFERENCE	0- 0	0- 0	4- 7				
3- 3	0- 0	0- 0	HOME	0- 0	0- 0	3- 3				
1- 4	0- 0	0- 0	AWAY	0- 0	0- 0	1- 4				
0- 0	0- 0	0- 0	NEUTRAL	0- 0	0- 0	0- 0				

RPI 1-25				RPI 26-50				RPI 51-100				RPI 101+ Team's RPI: 294			
RPI	S	Opponent	Score	RPI	S	Opponent	Score	RPI	S	Opponent	Score	RPI	S	Opponent	Score
17	A	Oklahoma St.	48 76	39	A	Rutgers	26 65	56	H	Auburn	40 62	167	A	Hampton	53 65
21	A	Mississippi St.	25 92									169	A	Jacksonville	52 65
22	A	Florida	34 99									216	H	Morgan St.	60 66
												247	A	Bethune-Cookman	44 50
												252	H	Coppin St.	57 55
												269	H	Ga. Southern	48 64
												273	A	N.C. A&T	31 60
												273	H	N.C. A&T	59 69
												274	A	Jacksonville St.	35 50
												285	A	Alabama St.	60 49
												299	A	Florida A&M	38 59
												304	H	Delaware St.	59 67
												317	H	UMES	60 42
												346	A	Norfolk St.	68 53
												349	H	N.C. Central	57 39
LAST 12 Division I GAMES:															
252	H	Coppin St.	57 55	304	H	Delaware St.	59 67								
216	H	Morgan St.	60 66	317	H	UMES	60 42								
247	A	Bethune-Cookman	44 50	349	H	N.C. Central	57 39								
273	A	N.C. A&T	31 60	273	H	N.C. A&T	59 69								
346	A	Norfolk St.	68 53	169	A	Jacksonville	52 65								
167	A	Hampton	53 65	299	A	Florida A&M	38 59								

Non-Div I Games: Columbia (SC) 101 34 Allen 72 46

Savannah St.

Loss, Non-Conf, S Site, H Home A Away N Neutral

Average RPI Win: 277	WON-LOST	WINNING	LAST 10	STRENGTH OF	OPP. STRENGTH	TEAM	ADJ.	CONF.	ADJ CONF.
Average RPI Loss: 163	RECORD	PCT. RANK	GAMES	SCHEDULE	OF SCHEDULE	RPI	RPI	RPI	RPI
DIV. I ONLY	8- 15	251	4- 6	212	297	251	251	25	25
DIV. I NON-CONF.	5- 9	233	1- 2	111	280	183	183	25	25
TOTALS	RPI 1-25	RPI 26-50	W-L RECORDS	RPI 51-100	RPI 101-150	RPI 150+			
8- 15	0- 0	0- 2	OVERALL	0- 3	0- 3	8- 7			
3- 6	0- 0	0- 0	HOME	0- 1	0- 2	3- 3			
5- 8	0- 0	0- 1	AWAY	0- 2	0- 1	5- 4			
0- 1	0- 0	0- 1	NEUTRAL	0- 0	0- 0	0- 0			
5- 9	0- 0	0- 2	NON-CONFERENCE	0- 2	0- 3	5- 2			
1- 4	0- 0	0- 0	HOME	0- 1	0- 2	1- 1			
4- 4	0- 0	0- 1	AWAY	0- 1	0- 1	4- 1			
0- 1	0- 0	0- 1	NEUTRAL	0- 0	0- 0	0- 0			
3- 6	0- 0	0- 0	CONFERENCE	0- 1	0- 0	3- 5			
2- 2	0- 0	0- 0	HOME	0- 0	0- 0	2- 2			
1- 4	0- 0	0- 0	AWAY	0- 1	0- 0	1- 3			
0- 0	0- 0	0- 0	NEUTRAL	0- 0	0- 0	0- 0			

RPI S	Opponent	Score	RPI S	Opponent	Score	RPI S	Opponent	Score	RPI S	Opponent	Score	Team's RPI: 251
37	A Washington	55 96	61	A Oregon	62 82	127	H Boise St.	66 84				
46	N Princeton	48 85	70	H UC Riverside	70 92	140	A Idaho	60 64				
			100	A New Mexico St.	54 69	148	H Long Beach St.	57 69				
						162	H Montana St.	51 80				
						188	A UTRGV	74 71				
						201	A Idaho St.	67 83				
						220	H Utah Valley	44 61				
						225	A Montana	58 44				
						232	H Grand Canyon	54 67				
						241	A Loyola Marymount	78 69				
						246	A CSU Bakersfield	68 76				
						283	A CSUN	62 56				
						307	H Denver	59 51				
						310	A UMKC	43 64				
						310	H UMKC	69 63				
						321	A Portland St.	85 64				
						339	A Chicago St.	49 57				
						339	H Chicago St.	59 45				
LAST 12 Division I GAMES:												
310	A UMKC	43 64	246	A CSU Bakersfield	68 76							
339	A Chicago St.	49 57	339	H Chicago St.	59 45							
232	H Grand Canyon	54 67	310	H UMKC	69 63							
220	H Utah Valley	44 61	283	A CSUN	62 56							
188	A UTRGV	74 71	148	H Long Beach St.	57 69							
100	A New Mexico St.	54 69	61	A Oregon	62 82							

Non-Div I Games: Evergreen St. 81 38

Seattle

Seton Hall

Through Games Of Feb. 10, 2016

Average RPI Win:	129	WON-LOST	WINNING	LAST 10	STRENGTH OF	OPP. STRENGTH	TEAM	ADJ.	CONF.	ADJ CONF.
Average RPI Loss:	42	RECORD	PCT. RANK	GAMES	SCHEDULE	OF SCHEDULE	RPI	RPI	RPI	RPI
DIV. I ONLY	17- 6	50	5- 5	52	35	29	29	6	6	
DIV. I NON-CONF.	10- 1	19	0- 0	46	36	5	5	6	6	
TOTALS	RPI 1-25	RPI 26-50	W-L RECORDS	RPI 51-100	RPI 101-150	RPI 150+				
17- 6	1- 1	3- 3	OVERALL	2- 2	6- 0	5- 0				
8- 2	0- 1	2- 1	HOME	1- 0	1- 0	4- 0				
7- 4	1- 0	0- 2	AWAY	1- 2	4- 0	1- 0				
2- 0	0- 0	1- 0	NEUTRAL	0- 0	1- 0	0- 0				
10- 1	0- 0	3- 1	NON-CONFERENCE	1- 0	3- 0	3- 0				
5- 0	0- 0	2- 0	HOME	0- 0	0- 0	3- 0				
3- 1	0- 0	0- 1	AWAY	1- 0	2- 0	0- 0				
2- 0	0- 0	1- 0	NEUTRAL	0- 0	1- 0	0- 0				
7- 5	1- 1	0- 2	CONFERENCE	1- 2	3- 0	2- 0				
3- 2	0- 1	0- 1	HOME	1- 0	1- 0	1- 0				
4- 3	1- 0	0- 1	AWAY	0- 2	2- 0	1- 0				
0- 0	0- 0	0- 0	NEUTRAL	0- 0	0- 0	0- 0				

RPI 1-25				RPI 26-50				Team's RPI: 29				RPI 51-100				RPI 101+			
RPI	S	Opponent	Score	RPI	S	Opponent	Score	RPI	S	Opponent	Score	RPI	S	Opponent	Score	RPI	S	Opponent	Score
19	A	DePaul	83 74	27	A	Georgia	52 70	62	A	Villanova	45 55	102	A	Liberty	92 56				
19	H	DePaul	74 86	31	A	St. John's (NY)	69 71	84	A	Marquette	82 89	105	A	Georgetown	83 75				
				31	H	St. John's (NY)	64 72	84	H	Marquette	99 68	119	A	Creighton	86 82				
				39	H	Rutgers	77 49	94	A	Saint Joseph's	66 54	129	N	UNI	57 49				
				40	N	North Carolina St.	58 55					133	H	Xavier	82 66				
				46	H	Princeton	71 64					145	A	Texas-Arlington	61 54				
												159	H	Fordham	66 54				
												192	H	Butler	98 77				
												211	H	Bryant	93 57				
												250	A	Providence	64 54				
												333	H	Saint Peter's	81 65				
LAST 12 Division I GAMES:																			
				31	H	St. John's (NY)	64 72	62	A	Villanova	45 55								
				84	A	Marquette	82 89	31	A	St. John's (NY)	69 71								
				19	A	DePaul	83 74	19	H	DePaul	74 86								
				192	H	Butler	98 77	84	H	Marquette	99 68								
				133	H	Xavier	82 66	119	A	Creighton	86 82								
				105	A	Georgetown	83 75	250	A	Providence	64 54								

Non-Div I Games:

Seton Hall

■ Loss,
 ■ Non-Conf,
 ■ S Site,
 ■ H Home
 ■ A Away
 N Neutral

Average RPI Win: 272	WON-LOST	WINNING	LAST 10	STRENGTH OF	OPP. STRENGTH	TEAM	ADJ.	CONF.	ADJ CONF.
Average RPI Loss: 176	RECORD	PCT. RANK	GAMES	SCHEDULE	OF SCHEDULE	RPI	RPI	RPI	RPI
DIV. I ONLY	12- 13	179	1- 4	280	277	224	224	23	23
DIV. I NON-CONF.	3- 7	248	1- 1	206	311	235	235	24	24
TOTALS	RPI 1-25	RPI 26-50	W-L RECORDS	RPI 51-100	RPI 101-150	RPI 150+			
12- 13	0- 0	0- 2	OVERALL	0- 0	0- 4	12- 7			
5- 4	0- 0	0- 1	HOME	0- 0	0- 2	5- 1			
6- 8	0- 0	0- 1	AWAY	0- 0	0- 2	6- 5			
1- 1	0- 0	0- 0	NEUTRAL	0- 0	0- 0	1- 1			
3- 7	0- 0	0- 2	NON-CONFERENCE	0- 0	0- 1	3- 4			
0- 2	0- 0	0- 1	HOME	0- 0	0- 0	0- 1			
2- 4	0- 0	0- 1	AWAY	0- 0	0- 1	2- 2			
1- 1	0- 0	0- 0	NEUTRAL	0- 0	0- 0	1- 1			
9- 6	0- 0	0- 0	CONFERENCE	0- 0	0- 3	9- 3			
5- 2	0- 0	0- 0	HOME	0- 0	0- 2	5- 0			
4- 4	0- 0	0- 0	AWAY	0- 0	0- 1	4- 3			
0- 0	0- 0	0- 0	NEUTRAL	0- 0	0- 0	0- 0			

RPI 1-25			RPI 26-50			RPI 51-100			RPI 101+ Team's RPI: 224		
RPI	S	Opponent	Score	RPI	S	Opponent	Score	RPI	S	Opponent	Score
				30	A	St. Bonaventure	40 57	112	H	Iona	51 64
				50	H	Albany (NY)	42 61	118	A	Quinnipiac	52 94
								118	H	Quinnipiac	59 69
								142	A	Southern Ill.	54 73
								186	A	Marist	37 66
								195	H	Northeastern	67 70
								208	A	Fairfield	55 67
								216	N	Morgan St.	69 46
								217	A	Canisius	58 52
								217	H	Canisius	61 57
								219	H	Manhattan	60 59
								253	A	Navy	58 59
								266	A	New Hampshire	57 53
								285	N	Alabama St.	53 57
								286	A	Monmouth	69 63
								286	H	Monmouth	64 54
								289	A	Niagara	59 51
								292	A	Rider	58 70
								292	H	Rider	66 45
								298	A	Colgate	50 52
								311	A	Fairleigh Dickinson	81 65
								333	A	Saint Peter's	64 55
								333	H	Saint Peter's	59 58
LAST 12 Division I GAMES:											
				216	N	Morgan St.	69 46	186	A	Marist	37 66
				285	N	Alabama St.	53 57	118	A	Quinnipiac	52 94
				112	H	Iona	51 64	217	H	Canisius	61 57
				208	A	Fairfield	55 67	292	A	Rider	58 70
				118	H	Quinnipiac	59 69	286	H	Monmouth	64 54
				333	A	Saint Peter's	64 55	219	H	Manhattan	60 59

Non-Div I Games:

Siena

■ Loss,
 ■ Non-Conf,
 ■ S Site,
 ■ H Home
 ■ A Away
 N Neutral

Average RPI Win: 233	WON-LOST	WINNING	LAST 10	STRENGTH OF	OPP. STRENGTH	TEAM	ADJ.	CONF.	ADJ CONF.
Average RPI Loss: 151	RECORD	PCT. RANK	GAMES	SCHEDULE	OF SCHEDULE	RPI	RPI	RPI	RPI
DIV. I ONLY	7- 12	243	5- 5	159	221	212	212	16	16
DIV. I NON-CONF.	2- 5	253	0- 0	201	264	240	240	14	14
TOTALS	RPI 1-25	RPI 26-50	W-L RECORDS	RPI 51-100	RPI 101-150	RPI 150+			
7- 12	0- 1	0- 0	OVERALL	0- 2	1- 2	6- 7			
2- 6	0- 1	0- 0	HOME	0- 1	1- 0	1- 4			
5- 6	0- 0	0- 0	AWAY	0- 1	0- 2	5- 2			
0- 0	0- 0	0- 0	NEUTRAL	0- 0	0- 0	0- 0			
2- 5	0- 1	0- 0	NON-CONFERENCE	0- 0	0- 1	2- 3			
0- 3	0- 1	0- 0	HOME	0- 0	0- 0	0- 2			
2- 2	0- 0	0- 0	AWAY	0- 0	0- 1	2- 1			
0- 0	0- 0	0- 0	NEUTRAL	0- 0	0- 0	0- 0			
5- 7	0- 0	0- 0	CONFERENCE	0- 2	1- 1	4- 4			
2- 3	0- 0	0- 0	HOME	0- 1	1- 0	1- 2			
3- 4	0- 0	0- 0	AWAY	0- 1	0- 1	3- 2			
0- 0	0- 0	0- 0	NEUTRAL	0- 0	0- 0	0- 0			

RPI 1-25				RPI 26-50				RPI 51-100				RPI 101+ Team's RPI: 212			
RPI	S	Opponent	Score	RPI	S	Opponent	Score	RPI	S	Opponent	Score	RPI	S	Opponent	Score
22	H	Florida	60 72					52	A	Arkansas St.	51 58	125	A	La.-Lafayette	50 69
								52	H	Arkansas St.	53 66	136	A	Southern Miss.	51 71
												145	H	Texas-Arlington	59 55
												166	H	UAB	39 53
												171	A	Little Rock	43 74
												171	H	Little Rock	34 47
												178	A	Southern U.	45 50
												191	A	Troy	75 71
												202	H	Texas St.	71 73
												232	A	Grand Canyon	59 56
												236	H	Appalachian St.	71 55
												262	A	Georgia St.	60 52
												264	H	UCF	36 77
												269	A	Ga. Southern	43 57
												281	A	La.-Monroe	63 57
												285	A	Alabama St.	47 43
LAST 12 Division I GAMES:															
171	A	Little Rock	43 74	145	H	Texas-Arlington	59 55								
52	A	Arkansas St.	51 58	202	H	Texas St.	71 73								
236	H	Appalachian St.	71 55	262	A	Georgia St.	60 52								
191	A	Troy	75 71	269	A	Ga. Southern	43 57								
281	A	La.-Monroe	63 57	52	H	Arkansas St.	53 66								
125	A	La.-Lafayette	50 69	171	H	Little Rock	34 47								

Non-Div I Games: Spring Hill 64 49 William Carey 66 30

South Ala.

■ Loss,
 ■ Non-Conf,
 ■ S Site,
 ■ Home
 ■ A Away
 N Neutral

Average RPI Win:	101	WON-LOST	WINNING	LAST 10	STRENGTH OF	OPP. STRENGTH	TEAM	ADJ.	CONF.	ADJ CONF.
Average RPI Loss:	2	RECORD	PCT. RANK	GAMES	SCHEDULE	OF SCHEDULE	RPI	RPI	RPI	RPI
DIV. I ONLY	22- 1	4	9- 1	12	7	3	3	2	2	
DIV. I NON-CONF.	12- 1	9	1- 1	79	9	10	10	2	2	
TOTALS	RPI 1-25	RPI 26-50	W-L RECORDS	RPI 51-100	RPI 101-150	RPI 150+				
22- 1	8- 1	2- 0	OVERALL	3- 0	2- 0	7- 0				
11- 1	3- 1	2- 0	HOME	1- 0	2- 0	3- 0				
8- 0	4- 0	0- 0	AWAY	2- 0	0- 0	2- 0				
3- 0	1- 0	0- 0	NEUTRAL	0- 0	0- 0	2- 0				
12- 1	3- 1	1- 0	NON-CONFERENCE	1- 0	0- 0	7- 0				
6- 1	1- 1	1- 0	HOME	1- 0	0- 0	3- 0				
3- 0	1- 0	0- 0	AWAY	0- 0	0- 0	2- 0				
3- 0	1- 0	0- 0	NEUTRAL	0- 0	0- 0	2- 0				
10- 0	5- 0	1- 0	CONFERENCE	2- 0	2- 0	0- 0				
5- 0	2- 0	1- 0	HOME	0- 0	2- 0	0- 0				
5- 0	3- 0	0- 0	AWAY	2- 0	0- 0	0- 0				
0- 0	0- 0	0- 0	NEUTRAL	0- 0	0- 0	0- 0				

RPI	S	Opponent	Score	RPI	S	Opponent	Score	RPI	S	Opponent	Score	RPI	S	Opponent	Score
2	H	UConn	54 66	33	H	Missouri	83 58	56	A	Auburn	74 58	128	H	Arkansas	85 32
5	H	Ohio St.	88 80	43	H	Duke	66 55	57	A	Vanderbilt	71 61	139	H	Ole Miss	81 62
9	N	Arizona St.	60 58					69	H	Elon	78 63	151	A	Hawaii	67 51
10	A	UCLA	68 65									167	H	Hampton	86 48
18	A	Texas A&M	70 63									172	N	East Carolina	88 57
18	H	Texas A&M	59 58									234	A	Clemson	67 41
21	A	Mississippi St.	57 51									246	N	CSU Bakersfield	90 71
23	A	Kentucky	73 62									288	H	UNCG	92 44
23	H	Kentucky	78 68									312	H	Winthrop	86 37
LAST 12 Division I GAMES:															
2	H	UConn	54 66	18	H	Texas A&M	59 58								
23	H	Kentucky	78 68	23	A	Kentucky	73 62								
18	A	Texas A&M	70 63	33	H	Missouri	83 58								
139	H	Ole Miss	81 62	57	A	Vanderbilt	71 61								
21	A	Mississippi St.	57 51	128	H	Arkansas	85 32								
56	A	Auburn	74 58	69	H	Elon	78 63								

Non-Div I Games:

South Carolina

■ Loss,
 ■ Non-Conf, S Site,
 ■ Home
 ■ Away
 N Neutral

Average RPI Win: 308		WON-LOST	WINNING	LAST 10	STRENGTH OF	OPP. STRENGTH	TEAM	ADJ.	CONF.	ADJ CONF.
Average RPI Loss: 216		RECORD	PCT. RANK	GAMES	SCHEDULE	OF SCHEDULE	RPI	RPI	RPI	RPI
DIV. I ONLY		7- 12	243	4- 5	342	327	315	315	30	30
DIV. I NON-CONF.		2- 6	272	0- 2	312	225	300	300	30	30
TOTALS	RPI 1-25	RPI 26-50		W-L RECORDS		RPI 51-100	RPI 101-150	RPI 150+		
7- 12	0- 0	0- 0		OVERALL		0- 0	0- 1	7- 11		
4- 3	0- 0	0- 0		HOME		0- 0	0- 0	4- 3		
3- 8	0- 0	0- 0		AWAY		0- 0	0- 0	3- 8		
0- 1	0- 0	0- 0		NEUTRAL		0- 0	0- 1	0- 0		
2- 6	0- 0	0- 0		NON-CONFERENCE		0- 0	0- 1	2- 5		
1- 0	0- 0	0- 0		HOME		0- 0	0- 0	1- 0		
1- 5	0- 0	0- 0		AWAY		0- 0	0- 0	1- 5		
0- 1	0- 0	0- 0		NEUTRAL		0- 0	0- 1	0- 0		
5- 6	0- 0	0- 0		CONFERENCE		0- 0	0- 0	5- 6		
3- 3	0- 0	0- 0		HOME		0- 0	0- 0	3- 3		
2- 3	0- 0	0- 0		AWAY		0- 0	0- 0	2- 3		
0- 0	0- 0	0- 0		NEUTRAL		0- 0	0- 0	0- 0		

RPI 1-25				RPI 26-50				RPI 51-100				RPI 101+				Team's RPI: 315	
RPI	S	Opponent	Score	RPI	S	Opponent	Score	RPI	S	Opponent	Score	RPI	S	Opponent	Score		
												130	N	Central Ark.	38	51	
												156	A	Davidson	51	63	
												166	A	UAB	38	71	
												167	A	Hampton	50	63	
												169	A	Jacksonville	47	79	
												214	A	Furman	46	59	
												216	H	Morgan St.	56	62	
												234	A	Clemson	54	63	
												247	A	Bethune-Cookman	50	65	
												252	H	Coppin St.	67	63	
												273	H	N.C. A&T	54	57	
												299	A	Florida A&M	68	62	
												301	A	North Florida	53	48	
												303	H	Wofford	60	47	
												304	A	Delaware St.	61	79	
												304	H	Delaware St.	61	48	
												317	H	UMES	56	63	
												346	A	Norfolk St.	60	52	
												349	H	N.C. Central	58	51	
LAST 12 Division I GAMES:																	
				216	H	Morgan St.	56	62	304	H	Delaware St.	61	48				
				252	H	Coppin St.	67	63	273	H	N.C. A&T	54	57				
				304	A	Delaware St.	61	79	349	H	N.C. Central	58	51				
				167	A	Hampton	50	63	169	A	Jacksonville	47	79				
				346	A	Norfolk St.	60	52	130	N	Central Ark.	38	51				
				317	H	UMES	56	63	301	A	North Florida	53	48				

Non-Div I Games:	Morris	90	39	Southern Wesleyan	75	52
------------------	--------	----	----	-------------------	----	----

South Carolina St.

■ Loss, ■ Non-Conf, S Site, H Home A Away N Neutral

South Dakota

Through Games Of Feb. 10, 2016

Average RPI Win:	216	WON-LOST	WINNING	LAST 10	STRENGTH OF	OPP. STRENGTH	TEAM	ADJ.	CONF.	ADJ CONF.
Average RPI Loss:	88	RECORD	PCT. RANK	GAMES	SCHEDULE	OF SCHEDULE	RPI	RPI	RPI	RPI
DIV. I ONLY	18- 5	36	9- 1	267	103	81	81	18	18	
DIV. I NON-CONF.	8- 4	100	1- 0	193	10	85	85	19	19	
TOTALS	RPI 1-25	RPI 26-50	W-L RECORDS	RPI 51-100	RPI 101-150	RPI 150+				
18- 5	0- 0	0- 2	OVERALL	3- 1	2- 1	13- 1				
8- 1	0- 0	0- 1	HOME	2- 0	1- 0	5- 0				
9- 4	0- 0	0- 1	AWAY	1- 1	1- 1	7- 1				
1- 0	0- 0	0- 0	NEUTRAL	0- 0	0- 0	1- 0				
8- 4	0- 0	0- 2	NON-CONFERENCE	2- 1	1- 1	5- 0				
3- 1	0- 0	0- 1	HOME	2- 0	0- 0	1- 0				
4- 3	0- 0	0- 1	AWAY	0- 1	1- 1	3- 0				
1- 0	0- 0	0- 0	NEUTRAL	0- 0	0- 0	1- 0				
10- 1	0- 0	0- 0	CONFERENCE	1- 0	1- 0	8- 1				
5- 0	0- 0	0- 0	HOME	0- 0	1- 0	4- 0				
5- 1	0- 0	0- 0	AWAY	1- 0	0- 0	4- 1				
0- 0	0- 0	0- 0	NEUTRAL	0- 0	0- 0	0- 0				

RPI S	Opponent	Score	RPI S	Opponent	Score	RPI S	Opponent	Score	RPI S	Opponent	Score
37	H Washington	64 77	45	A Kansas St.	81 84	60	A South Dakota St.	63 58	114	H IUPUI	65 59
						71	A Utah	59 66	124	A North Dakota	73 70
						84	H Marquette	97 69	129	A UNI	43 64
						99	H Drake	92 87	157	A Oral Roberts	56 60
									160	A Illinois	85 76
									163	A Fla. Atlantic	76 53
									200	A San Jose St.	87 77
									228	A Western Ill.	102 77
									236	N Appalachian St.	87 60
									259	A Omaha	70 55
									259	H Omaha	82 76
									307	A Denver	79 33
									307	H Denver	85 60
									320	A North Dakota St.	96 94
									320	H North Dakota St.	80 54
									321	H Portland St.	103 61
									331	H IPFW	92 60
LAST 12 Division I GAMES:											
259	A Omaha	70 55	60	A South Dakota St.	63 58	320	A North Dakota St.	96 94	259	H Omaha	82 76
307	A Denver	79 33	320	A North Dakota St.	96 94	259	H Omaha	82 76	157	A Oral Roberts	56 60
320	H North Dakota St.	80 54	259	H Omaha	82 76	307	H Denver	85 60	307	H Denver	85 60
228	A Western Ill.	102 77	157	A Oral Roberts	56 60	307	H Denver	85 60	320	A North Dakota St.	96 94
114	H IUPUI	65 59	307	H Denver	85 60	320	A North Dakota St.	96 94	321	H Portland St.	103 61
331	H IPFW	92 60	160	A Illinois	85 76	321	H Portland St.	103 61	331	H IPFW	92 60

Non-Div I Games: Dakota Wesleyan 94 54

South Dakota

Loss, Non-Conf, S Site, H Home A Away N Neutral

Average RPI Win:	206	WON-LOST	WINNING	LAST 10	STRENGTH OF	OPP. STRENGTH	TEAM	ADJ.	CONF.	ADJ CONF.
Average RPI Loss:	28	RECORD	PCT. RANK	GAMES	SCHEDULE	OF SCHEDULE	RPI	RPI	RPI	RPI
DIV. I ONLY	19- 4	26	9- 1	148	114	60	60	18	18	
DIV. I NON-CONF.	10- 3	61	1- 1	59	14	37	37	19	19	
TOTALS	RPI 1-25	RPI 26-50	W-L RECORDS	RPI 51-100	RPI 101-150	RPI 150+				
19- 4	1- 3	0- 0	OVERALL	0- 1	5- 0	13- 0				
10- 2	1- 1	0- 0	HOME	0- 1	3- 0	6- 0				
7- 1	0- 1	0- 0	AWAY	0- 0	1- 0	6- 0				
2- 1	0- 1	0- 0	NEUTRAL	0- 0	1- 0	1- 0				
10- 3	1- 3	0- 0	NON-CONFERENCE	0- 0	4- 0	5- 0				
6- 1	1- 1	0- 0	HOME	0- 0	2- 0	3- 0				
2- 1	0- 1	0- 0	AWAY	0- 0	1- 0	1- 0				
2- 1	0- 1	0- 0	NEUTRAL	0- 0	1- 0	1- 0				
9- 1	0- 0	0- 0	CONFERENCE	0- 1	1- 0	8- 0				
4- 1	0- 0	0- 0	HOME	0- 1	1- 0	3- 0				
5- 0	0- 0	0- 0	AWAY	0- 0	0- 0	5- 0				
0- 0	0- 0	0- 0	NEUTRAL	0- 0	0- 0	0- 0				

RPI 1-25				RPI 26-50				RPI 51-100 Team's RPI: 60				RPI 101+			
RPI	S	Opponent	Score	RPI	S	Opponent	Score	RPI	S	Opponent	Score	RPI	S	Opponent	Score
1	H	Notre Dame	64 75					81	H	South Dakota	58 63	114	H	IUPUI	68 66
11	N	Maryland	55 62									119	A	Creighton	53 51
19	H	DePaul	88 79									128	H	Arkansas	76 69
20	A	Green Bay	57 58									129	H	UNI	89 86
												145	N	Pittsburgh	55 54
												157	A	Oral Roberts	68 50
												158	N	Old Dominion	71 39
												168	H	Northern Colo.	66 62
												186	H	Marist	77 68
												228	H	Western Ill.	85 63
												238	A	Bowling Green	58 45
												259	A	Omaha	65 47
												259	H	Omaha	68 58
												307	A	Denver	76 39
												320	A	North Dakota St.	81 63
												320	H	North Dakota St.	81 47
												321	H	Portland St.	74 65
												331	A	IPFW	61 42
LAST 12 Division I GAMES:															
320	H	North Dakota St.	81 47	331	A	IPFW	61 42								
259	A	Omaha	65 47	259	H	Omaha	68 58								
157	A	Oral Roberts	68 50	320	A	North Dakota St.	81 63								
228	H	Western Ill.	85 63	307	A	Denver	76 39								
114	H	IUPUI	68 66	238	A	Bowling Green	58 45								
81	H	South Dakota	58 63	20	A	Green Bay	57 58								

Non-Div I Games:

South Dakota St.

■ Loss,
 ■ Non-Conf, S Site,
 ■ Home
 ■ Away
 N Neutral

Team RPI				Through Games Of Feb. 10, 2010						
Average RPI Win:	154	WON-LOST	WINNING	LAST 10	STRENGTH OF	OPP. STRENGTH	TEAM	ADJ.	CONF.	ADJ CONF.
Average RPI Loss:	39	RECORD	PCT. RANK	GAMES	SCHEDULE	OF SCHEDULE	RPI	RPI	RPI	RPI
DIV. I ONLY	17- 6	50	2- 2	68	42	42	42	8	8	
DIV. I NON-CONF.	7- 3	91	0- 1	13	11	23	23	7	7	

TOTALS	RPI 1-25		RPI 26-50	W-L RECORDS		RPI 51-100	RPI 101-150		RPI 150+	
17- 6	1- 3		0- 1	OVERALL		4- 1	1- 1		11- 0	
13- 1	1- 1		0- 0	HOME		3- 0	1- 0		8- 0	
4- 4	0- 1		0- 0	AWAY		1- 1	0- 0		3- 0	
0- 1	0- 1		0- 0	NEUTRAL		0- 0	0- 0		0- 0	
7- 3	1- 2		0- 1	NON-CONFERENCE		2- 0	1- 0		3- 0	
7- 0	1- 0		0- 0	HOME		2- 0	1- 0		3- 0	
0- 2	0- 1		0- 1	AWAY		0- 0	0- 0		0- 0	
0- 1	0- 1		0- 0	NEUTRAL		0- 0	0- 0		0- 0	
10- 3	0- 1		0- 0	CONFERENCE		2- 1	0- 1		8- 0	
6- 1	0- 1		0- 0	HOME		1- 0	0- 0		5- 0	
4- 2	0- 0		0- 0	AWAY		1- 1	0- 1		3- 0	
0- 0	0- 0		0- 0	NEUTRAL		0- 0	0- 0		0- 0	

RPI S	Opponent	Score	RPI S	Opponent	Score	RPI S	Opponent	Score	RPI S	Opponent	Score
2	H UConn	59 75	31	A St. John's (NY)	70 74	55	H Chattanooga	61 33	115	A Memphis	87 88
4	A Baylor	63 66				59	A Temple	66 68	144	H Harvard	86 59
17	H Oklahoma St.	68 46				82	A Tulane	71 67	154	A SMU	66 48
21	N Mississippi St.	58 68				82	H Tulane	77 65	154	H SMU	83 56
						83	H Drexel	73 58	155	H Penn St.	101 79
									169	H Jacksonville	74 52
									172	A East Carolina	61 59
									172	H East Carolina	75 54
									192	H Butler	87 77
									204	H Cincinnati	82 49
									254	H Houston	73 49
									264	A UCF	88 49
									264	H UCF	108 63
LAST 12 Division I GAMES:											
4	A Baylor	63 66	264	A UCF	88 49						
82	H Tulane	77 65	115	A Memphis	87 88						
59	A Temple	66 68	172	H East Carolina	75 54						
204	H Cincinnati	82 49	82	A Tulane	71 67						
154	A SMU	66 48	2	H UConn	59 75						
254	H Houston	73 49	154	H SMU	83 56						

Non-Div I Games:

South Fla.

■ Loss,
■ Non-Conf,
■ S Site,
■ H Home
■ A Away
N Neutral

Average RPI Win:	273	WON-LOST	WINNING	LAST 10	STRENGTH OF	OPP. STRENGTH	TEAM	ADJ.	CONF.	ADJ CONF.
Average RPI Loss:	140	RECORD	PCT. RANK	GAMES	SCHEDULE	OF SCHEDULE	RPI	RPI	RPI	RPI
DIV. I ONLY	12- 11	160	2- 4	246	300	196	196	24	24	
DIV. I NON-CONF.	5- 6	180	0- 1	214	328	195	195	23	23	
TOTALS	RPI 1-25	RPI 26-50	W-L RECORDS	RPI 51-100	RPI 101-150	RPI 150+				
12- 11	0- 0	0- 1	OVERALL	0- 4	1- 2	11- 4				
6- 3	0- 0	0- 0	HOME	0- 1	1- 2	5- 0				
6- 6	0- 0	0- 1	AWAY	0- 2	0- 0	6- 3				
0- 2	0- 0	0- 0	NEUTRAL	0- 1	0- 0	0- 1				
5- 6	0- 0	0- 1	NON-CONFERENCE	0- 2	0- 2	5- 1				
1- 2	0- 0	0- 0	HOME	0- 0	0- 2	1- 0				
4- 2	0- 0	0- 1	AWAY	0- 1	0- 0	4- 0				
0- 2	0- 0	0- 0	NEUTRAL	0- 1	0- 0	0- 1				
7- 5	0- 0	0- 0	CONFERENCE	0- 2	1- 0	6- 3				
5- 1	0- 0	0- 0	HOME	0- 1	1- 0	4- 0				
2- 4	0- 0	0- 0	AWAY	0- 1	0- 0	2- 3				
0- 0	0- 0	0- 0	NEUTRAL	0- 0	0- 0	0- 0				

RPI S	Opponent	Score	RPI S	Opponent	Score	RPI S	Opponent	Score	RPI S	Opponent	Score	Team's RPI: 196
			33 A	Missouri	32 74	70 N	UC Riverside	67 85	110 H	Belmont	81 74	
						79 A	Saint Louis	52 67	130 H	Central Ark.	54 63	
						85 A	UT Martin	65 95	142 H	Southern Ill.	72 87	
						85 H	UT Martin	74 84	173 A	SIUE	73 80	
									201 N	Idaho St.	64 65	
									207 A	Eastern Ky.	55 56	
									228 A	Western Ill.	89 84	
									263 H	Tennessee St.	75 65	
									272 A	Tennessee Tech	60 57	
									274 H	Jacksonville St.	61 47	
									276 H	Murray St.	96 59	
									280 H	Austin Peay	71 69	
									293 A	Wichita St.	66 62	
									295 A	Morehead St.	89 79	
									310 H	UMKC	78 65	
									335 A	Lipscomb	84 69	
									337 A	Eastern Ill.	59 64	
									345 A	Alabama A&M	69 58	
LAST 12 Division I GAMES:												
			70 N	UC Riverside	67 85	173 A	SIUE	73 80				
			85 A	UT Martin	65 95	272 A	Tennessee Tech	60 57				
			337 A	Eastern Ill.	59 64	274 H	Jacksonville St.	61 47				
			276 H	Murray St.	96 59	207 A	Eastern Ky.	55 56				
			280 H	Austin Peay	71 69	295 A	Morehead St.	89 79				
			85 H	UT Martin	74 84	263 H	Tennessee St.	75 65				

Non-Div I Games: Harris-Stowe 78 66 William Woods 94 58

Southeast Mo. St.

Loss, Non-Conf, S Site, H Home A Away N Neutral

Average RPI Win:	270	WON-LOST	WINNING	LAST 10	STRENGTH OF	OPP. STRENGTH	TEAM	ADJ.	CONF.	ADJ CONF.
Average RPI Loss:	171	RECORD	PCT. RANK	GAMES	SCHEDULE	OF SCHEDULE	RPI	RPI	RPI	RPI
DIV. I ONLY	3- 19	334	1- 9	157	269	305	305	27	27	
DIV. I NON-CONF.	1- 10	330	0- 1	116	224	275	275	26	26	
TOTALS	RPI 1-25	RPI 26-50	W-L RECORDS	RPI 51-100	RPI 101-150	RPI 150+				
3- 19	0- 1	0- 0	OVERALL	0- 3	0- 6	3- 9				
2- 7	0- 0	0- 0	HOME	0- 2	0- 0	2- 5				
1- 12	0- 1	0- 0	AWAY	0- 1	0- 6	1- 4				
0- 0	0- 0	0- 0	NEUTRAL	0- 0	0- 0	0- 0				
1- 10	0- 1	0- 0	NON-CONFERENCE	0- 2	0- 4	1- 3				
0- 4	0- 0	0- 0	HOME	0- 1	0- 0	0- 3				
1- 6	0- 1	0- 0	AWAY	0- 1	0- 4	1- 0				
0- 0	0- 0	0- 0	NEUTRAL	0- 0	0- 0	0- 0				
2- 9	0- 0	0- 0	CONFERENCE	0- 1	0- 2	2- 6				
2- 3	0- 0	0- 0	HOME	0- 1	0- 0	2- 2				
0- 6	0- 0	0- 0	AWAY	0- 0	0- 2	0- 4				
0- 0	0- 0	0- 0	NEUTRAL	0- 0	0- 0	0- 0				

RPI 1-25				RPI 26-50				RPI 51-100				RPI 101+ Team's RPI: 305			
RPI	S	Opponent	Score	RPI	S	Opponent	Score	RPI	S	Opponent	Score	RPI	S	Opponent	Score
21	A	Mississippi St.	41 81					56	H	Auburn	68 80	101	A	Wright St.	72 106
								64	H	Abilene Christian	72 88	128	A	Arkansas	53 97
								75	A	Georgia Tech	49 102	130	A	Central Ark.	58 80
												131	A	Texas Tech	51 113
												132	A	Northwestern St.	62 82
												133	A	Xavier	27 67
												170	A	McNeese St.	79 96
												170	H	McNeese St.	74 83
												191	H	Troy	90 100
												233	H	Stephen F. Austin	65 56
												237	A	Houston Baptist	56 64
												243	A	Sam Houston St.	56 80
												279	H	Lamar	73 66
												281	H	La.-Monroe	84 88
												299	A	Florida A&M	62 57
												322	H	Incarnate Word	66 70
												327	H	Jackson St.	72 79
												330	A	A&M-Corpus Christi	67 69
LAST 12 Division I GAMES:															
170	H	McNeese St.	74 83	322	H	Incarnate Word	66 70								
64	H	Abilene Christian	72 88	279	H	Lamar	73 66								
130	A	Central Ark.	58 80	237	A	Houston Baptist	56 64								
132	A	Northwestern St.	62 82	243	A	Sam Houston St.	56 80								
170	A	McNeese St.	79 96	233	H	Stephen F. Austin	65 56								
330	A	A&M-Corpus Christi	67 69	21	A	Mississippi St.	41 81								

Non-Div I Games:

Southeastern La.

■ Loss,
 ■ Non-Conf,
 ■ S Site,
 ■ Home
 ■ A Away
 N Neutral

Average RPI Win:	137	WON-LOST	WINNING	LAST 10	STRENGTH OF	OPP. STRENGTH	TEAM	ADJ.	CONF.	ADJ CONF.
Average RPI Loss:	45	RECORD	PCT. RANK	GAMES	SCHEDULE	OF SCHEDULE	RPI	RPI	RPI	RPI
DIV. I ONLY	16- 7	70	5- 5	17	54	26	26	1	1	
DIV. I NON-CONF.	11- 0	1	0- 0	43	313	6	6	1	1	
TOTALS	RPI 1-25	RPI 26-50	W-L RECORDS	RPI 51-100	RPI 101-150	RPI 150+				
16- 7	1- 4	2- 1	OVERALL	5- 1	3- 0	5- 1				
10- 2	1- 2	1- 0	HOME	3- 0	1- 0	4- 0				
3- 5	0- 2	0- 1	AWAY	2- 1	1- 0	0- 1				
3- 0	0- 0	1- 0	NEUTRAL	0- 0	1- 0	1- 0				
11- 0	0- 0	2- 0	NON-CONFERENCE	2- 0	2- 0	5- 0				
7- 0	0- 0	1- 0	HOME	1- 0	1- 0	4- 0				
1- 0	0- 0	0- 0	AWAY	1- 0	0- 0	0- 0				
3- 0	0- 0	1- 0	NEUTRAL	0- 0	1- 0	1- 0				
5- 7	1- 4	0- 1	CONFERENCE	3- 1	1- 0	0- 1				
3- 2	1- 2	0- 0	HOME	2- 0	0- 0	0- 0				
2- 5	0- 2	0- 1	AWAY	1- 1	1- 0	0- 1				
0- 0	0- 0	0- 0	NEUTRAL	0- 0	0- 0	0- 0				

RPI 1-25				RPI 26-50				Team's RPI: 26	RPI 51-100				RPI 101+			
RPI	S	Opponent	Score	RPI	S	Opponent	Score		RPI	S	Opponent	Score	RPI	S	Opponent	Score
6	H	Stanford	47 57	34	N	West Virginia	78 67		61	H	Oregon	74 67	104	A	Arizona	67 57
7	H	Oregon St.	49 57	37	A	Washington	60 69		67	H	Santa Clara	81 46	112	N	Iona	76 56
9	A	Arizona St.	68 69	50	H	Albany (NY)	68 67		68	A	Washington St.	61 73	148	H	Long Beach St.	69 43
10	A	UCLA	73 78						71	A	Utah	70 59	179	A	Colorado	63 66
10	H	UCLA	71 68						77	H	California	61 47	193	H	UNLV	73 42
									87	A	Gonzaga	60 56	232	N	Grand Canyon	75 44
													299	H	Florida A&M	88 45
													323	H	UC Irvine	75 56
													328	H	Southern Utah	71 32
LAST 12 Division I GAMES:																
		9	A	Arizona St.	68	69			37	A	Washington	60	69			
		104	A	Arizona	67	57			68	A	Washington St.	61	73			
		179	A	Colorado	63	66			10	H	UCLA	71	68			
		71	A	Utah	70	59			61	H	Oregon	74	67			
		77	H	California	61	47			7	H	Oregon St.	49	57			
		6	H	Stanford	47	57			10	A	UCLA	73	78			

Non-Div I Games: Hope Int'l 92 43

Southern California

Loss, Non-Conf, S Site, H Home A Away N Neutral

Average RPI Win:	235	WON-LOST	WINNING	LAST 10	STRENGTH OF	OPP. STRENGTH	TEAM	ADJ.	CONF.	ADJ CONF.
Average RPI Loss:	134	RECORD	PCT. RANK	GAMES	SCHEDULE	OF SCHEDULE	RPI	RPI	RPI	RPI
DIV. I ONLY	14- 9	112	2- 1	205	220	142	142	21	21	
DIV. I NON-CONF.	7- 5	135	1- 0	121	234	119	119	17	17	
TOTALS	RPI 1-25	RPI 26-50	W-L RECORDS	RPI 51-100	RPI 101-150	RPI 150+				
14- 9	0- 1	0- 0	OVERALL	1- 2	2- 2	11- 4				
8- 3	0- 0	0- 0	HOME	0- 1	0- 1	8- 1				
6- 6	0- 1	0- 0	AWAY	1- 1	2- 1	3- 3				
0- 0	0- 0	0- 0	NEUTRAL	0- 0	0- 0	0- 0				
7- 5	0- 1	0- 0	NON-CONFERENCE	0- 1	1- 2	6- 1				
4- 2	0- 0	0- 0	HOME	0- 1	0- 1	4- 0				
3- 3	0- 1	0- 0	AWAY	0- 0	1- 1	2- 1				
0- 0	0- 0	0- 0	NEUTRAL	0- 0	0- 0	0- 0				
7- 4	0- 0	0- 0	CONFERENCE	1- 1	1- 0	5- 3				
4- 1	0- 0	0- 0	HOME	0- 0	0- 0	4- 1				
3- 3	0- 0	0- 0	AWAY	1- 1	1- 0	1- 2				
0- 0	0- 0	0- 0	NEUTRAL	0- 0	0- 0	0- 0				

RPI	S	Opponent	Score	RPI	S	Opponent	Score	RPI	S	Opponent	Score	RPI	S	Opponent	Score	Team's RPI: 142
19	A	DePaul	61 105					85	H	UT Martin	63 70	115	A	Memphis	58 61	
								91	A	Missouri St.	77 82	126	A	Mercer	55 52	
								99	A	Drake	77 67	129	A	UNI	65 60	
												134	H	Marshall	55 61	
												153	A	Loyola Chicago	59 83	
												153	H	Loyola Chicago	68 69	
												160	A	Illinois	64 78	
												173	H	SIUE	71 57	
												196	A	Southeast Mo. St.	87 72	
												224	H	Siena	73 54	
												244	H	Indiana St.	76 64	
												263	H	Tennessee St.	79 70	
												276	A	Murray St.	70 57	
												293	A	Wichita St.	48 57	
												295	H	Morehead St.	102 69	
												313	A	Bradley	65 51	
												313	H	Bradley	75 49	
												314	H	Illinois St.	76 71	
												318	H	Evansville	74 56	
LAST 12 Division I GAMES:																
263	H	Tennessee St.	79 70	293	A	Wichita St.	48 57									
313	A	Bradley	65 51	318	H	Evansville	74 56									
153	A	Loyola Chicago	59 83	153	H	Loyola Chicago	68 69									
314	H	Illinois St.	76 71	313	H	Bradley	75 49									
244	H	Indiana St.	76 64	129	A	UNI	65 60									
91	A	Missouri St.	77 82	99	A	Drake	77 67									

Non-Div I Games:

Southern Ill.

Average RPI Win:	223	WON-LOST	WINNING	LAST 10	STRENGTH OF	OPP. STRENGTH	TEAM	ADJ.	CONF.	ADJ CONF.
Average RPI Loss:	95	RECORD	PCT. RANK	GAMES	SCHEDULE	OF SCHEDULE	RPI	RPI	RPI	RPI
DIV. I ONLY	11- 9	143	1- 1	163	101	136	136	12	12	
DIV. I NON-CONF.	6- 4	125	1- 1	106	129	105	105	10	10	
TOTALS	RPI 1-25	RPI 26-50	W-L RECORDS	RPI 51-100	RPI 101-150	RPI 150+				
11- 9	0- 3	0- 0	OVERALL	0- 2	2- 1	9- 3				
10- 0	0- 0	0- 0	HOME	0- 0	2- 0	8- 0				
1- 8	0- 3	0- 0	AWAY	0- 2	0- 0	1- 3				
0- 1	0- 0	0- 0	NEUTRAL	0- 0	0- 1	0- 0				
6- 4	0- 2	0- 0	NON-CONFERENCE	0- 1	2- 1	4- 0				
5- 0	0- 0	0- 0	HOME	0- 0	2- 0	3- 0				
1- 3	0- 2	0- 0	AWAY	0- 1	0- 0	1- 0				
0- 1	0- 0	0- 0	NEUTRAL	0- 0	0- 1	0- 0				
5- 5	0- 1	0- 0	CONFERENCE	0- 1	0- 0	5- 3				
5- 0	0- 0	0- 0	HOME	0- 0	0- 0	5- 0				
0- 5	0- 1	0- 0	AWAY	0- 1	0- 0	0- 3				
0- 0	0- 0	0- 0	NEUTRAL	0- 0	0- 0	0- 0				

RPI	S	Opponent	Score	RPI	S	Opponent	Score	RPI	S	Opponent	Score	RPI	S	Opponent	Score	Team's RPI: 136
4	A	Baylor	42 97					55	A	Chattanooga	48 53	107	N	North Carolina	62 69	
21	A	Mississippi St.	65 78					92	A	Charlotte	59 80	121	H	Samford	56 48	
24	A	UTEP	64 72									139	H	Ole Miss	57 38	
												158	A	Old Dominion	45 53	
												163	H	Fla. Atlantic	89 80	
												164	A	Louisiana Tech	37 72	
												164	H	Louisiana Tech	69 59	
												199	H	North Texas	57 38	
												212	H	South Ala.	71 51	
												229	A	UTSA	41 47	
												240	H	Rice	68 62	
												272	A	Tennessee Tech	69 57	
												285	H	Alabama St.	65 44	
												306	H	FIU	82 55	
												347	H	Mississippi Val.	71 55	
LAST 12 Division I GAMES:																
121	H	Samford	56 48	164	A	Louisiana Tech	37 72									
55	A	Chattanooga	48 53	306	H	FIU	82 55									
240	H	Rice	68 62	163	H	Fla. Atlantic	89 80									
199	H	North Texas	57 38	158	A	Old Dominion	45 53									
229	A	UTSA	41 47	92	A	Charlotte	59 80									
24	A	UTEP	64 72	164	H	Louisiana Tech	69 59									

Non-Div I Games: William Carey 75 34

Southern Miss.

■ Loss,
 ■ Non-Conf,
 ■ S Site,
 ■ H Home
 ■ A Away
 N Neutral

Average RPI Win:	301	WON-LOST	WINNING	LAST 10	STRENGTH OF	OPP. STRENGTH	TEAM	ADJ.	CONF.	ADJ CONF.
Average RPI Loss:	119	RECORD	PCT. RANK	GAMES	SCHEDULE	OF SCHEDULE	RPI	RPI	RPI	RPI
DIV. I ONLY	9- 9	167	8- 2	231	298	178	178	32	32	
DIV. I NON-CONF.	1- 6	311	0- 1	15	5	180	180	31	31	
TOTALS	RPI 1-25	RPI 26-50	W-L RECORDS	RPI 51-100	RPI 101-150	RPI 150+				
9- 9	0- 2	0- 1	OVERALL	0- 3	0- 0	9- 3				
5- 1	0- 0	0- 0	HOME	0- 0	0- 0	5- 1				
4- 8	0- 1	0- 1	AWAY	0- 3	0- 0	4- 2				
0- 0	0- 0	0- 0	NEUTRAL	0- 0	0- 0	0- 0				
1- 6	0- 2	0- 1	NON-CONFERENCE	0- 3	0- 0	1- 0				
1- 0	0- 0	0- 0	HOME	0- 0	0- 0	1- 0				
0- 6	0- 2	0- 1	AWAY	0- 3	0- 0	0- 0				
0- 0	0- 0	0- 0	NEUTRAL	0- 0	0- 0	0- 0				
8- 3	0- 0	0- 0	CONFERENCE	0- 0	0- 0	8- 3				
4- 1	0- 0	0- 0	HOME	0- 0	0- 0	4- 1				
4- 2	0- 0	0- 0	AWAY	0- 0	0- 0	4- 2				
0- 0	0- 0	0- 0	NEUTRAL	0- 0	0- 0	0- 0				

RPI 1-25				RPI 26-50				RPI 51-100				RPI 101+ Team's RPI: 178			
RPI	S	Opponent	Score	RPI	S	Opponent	Score	RPI	S	Opponent	Score	RPI	S	Opponent	Score
11	A	Maryland	61 94	45	A	Kansas St.	47 59	73	A	Nebraska	38 89	212	H	South Ala.	50 45
18	A	Texas A&M	47 88					82	A	Tulane	48 77	230	A	Grambling	52 65
								96	A	Iowa St.	46 86	230	H	Grambling	80 68
												235	A	Texas Southern	45 59
												271	A	Prairie View	65 55
												285	H	Alabama St.	59 60
												319	H	Alcorn	66 57
												327	A	Jackson St.	66 57
												327	H	Jackson St.	84 57
												334	A	Ark.-Pine Bluff	78 61
												345	H	Alabama A&M	77 38
												347	A	Mississippi Val.	99 36
LAST 12 Division I GAMES:															
327	A	Jackson St.	66 57	334	A	Ark.-Pine Bluff	78 61								
230	A	Grambling	52 65	327	H	Jackson St.	84 57								
319	H	Alcorn	66 57	230	H	Grambling	80 68								
345	H	Alabama A&M	77 38	271	A	Prairie View	65 55								
285	H	Alabama St.	59 60	235	A	Texas Southern	45 59								
347	A	Mississippi Val.	99 36	82	A	Tulane	48 77								

Non-Div I Games: Tougaloo 81 48 Spring Hill 65 46

Southern U.

Loss, Non-Conf, S Site, H Home A Away N Neutral

Southern Utah

Through Games Of Feb. 10, 2016

Average RPI Win:	312	WON-LOST	WINNING	LAST 10	STRENGTH OF	OPP. STRENGTH	TEAM	ADJ.	CONF.	ADJ CONF.
Average RPI Loss:	179	RECORD	PCT. RANK	GAMES	SCHEDULE	OF SCHEDULE	RPI	RPI	RPI	RPI
DIV. I ONLY	2- 19	341	0- 10	170	281	328	328	20	20	
DIV. I NON-CONF.	2- 8	290	0- 1	284	260	330	330	21	21	
TOTALS	RPI 1-25	RPI 26-50	W-L RECORDS	RPI 51-100	RPI 101-150	RPI 150+				
2- 19	0- 0	0- 1	OVERALL	0- 2	0- 3	2- 13				
2- 5	0- 0	0- 0	HOME	0- 0	0- 1	2- 4				
0- 13	0- 0	0- 1	AWAY	0- 2	0- 2	0- 8				
0- 1	0- 0	0- 0	NEUTRAL	0- 0	0- 0	0- 1				
2- 8	0- 0	0- 1	NON-CONFERENCE	0- 2	0- 0	2- 5				
2- 1	0- 0	0- 0	HOME	0- 0	0- 0	2- 1				
0- 6	0- 0	0- 1	AWAY	0- 2	0- 0	0- 3				
0- 1	0- 0	0- 0	NEUTRAL	0- 0	0- 0	0- 1				
0- 11	0- 0	0- 0	CONFERENCE	0- 0	0- 3	0- 8				
0- 4	0- 0	0- 0	HOME	0- 0	0- 1	0- 3				
0- 7	0- 0	0- 0	AWAY	0- 0	0- 2	0- 5				
0- 0	0- 0	0- 0	NEUTRAL	0- 0	0- 0	0- 0				

RPI S	Opponent	Score	RPI S	Opponent	Score	RPI S	Opponent	Score	RPI S	Opponent	Score	Team's RPI: 328
26	A Southern California	32 71	95	A TCU	47 76	124	A North Dakota	56 68	140	A Idaho	48 93	
			100	A New Mexico St.	60 74	140	H Idaho	51 62	162	A Montana St.	59 86	
						168	A Northern Colo.	44 64	182	A New Mexico	48 70	
						185	A Eastern Wash.	53 64	185	H Eastern Wash.	82 85	
						190	H Weber St.	51 69	193	A UNLV	44 79	
						201	H Idaho St.	67 71	220	A Utah Valley	58 70	
						225	A Montana	60 66	260	A Northern Ariz.	48 57	
						273	N N.C. A&T	65 78	283	H CSUN	67 65	
						323	H UC Irvine	58 63	341	H Air Force	75 56	
LAST 12 Division I GAMES:												
185	A Eastern Wash.	53 64	140	H Idaho	51 62							
140	A Idaho	48 93	185	H Eastern Wash.	82 85							
190	H Weber St.	51 69	260	A Northern Ariz.	48 57							
201	H Idaho St.	67 71	225	A Montana	60 66							
124	A North Dakota	56 68	162	A Montana St.	59 86							
168	A Northern Colo.	44 64	95	A TCU	47 76							

Non-Div I Games:

Southern Utah

■ Loss,
 ■ Non-Conf,
 ■ S Site,
 ■ Home
 ■ A Away
 N Neutral

Average RPI Win:	162	WON-LOST	WINNING	LAST 10	STRENGTH OF	OPP. STRENGTH	TEAM	ADJ.	CONF.	ADJ CONF.
Average RPI Loss:	56	RECORD	PCT. RANK	GAMES	SCHEDULE	OF SCHEDULE	RPI	RPI	RPI	RPI
DIV. I ONLY	20- 4	19	3- 2	106	87	30	30	7	7	
DIV. I NON-CONF.	11- 2	28	0- 1	151	92	36	36	8	8	
TOTALS	RPI 1-25	RPI 26-50	W-L RECORDS	RPI 51-100	RPI 101-150	RPI 150+				
20- 4	0- 2	1- 0	OVERALL	3- 2	4- 0	12- 0				
14- 0	0- 0	0- 0	HOME	3- 0	3- 0	8- 0				
6- 4	0- 1	1- 0	AWAY	0- 2	1- 0	4- 0				
0- 0	0- 0	0- 0	NEUTRAL	0- 0	0- 0	0- 0				
11- 2	0- 1	0- 0	NON-CONFERENCE	1- 1	4- 0	6- 0				
8- 0	0- 0	0- 0	HOME	1- 0	3- 0	4- 0				
3- 2	0- 1	0- 0	AWAY	0- 1	1- 0	2- 0				
0- 0	0- 0	0- 0	NEUTRAL	0- 0	0- 0	0- 0				
9- 2	0- 1	1- 0	CONFERENCE	2- 1	0- 0	6- 0				
6- 0	0- 0	0- 0	HOME	2- 0	0- 0	4- 0				
3- 2	0- 1	1- 0	AWAY	0- 1	0- 0	2- 0				
0- 0	0- 0	0- 0	NEUTRAL	0- 0	0- 0	0- 0				

RPI 1-25				RPI 26-50				Team's RPI: 30				RPI 51-100				RPI 101+			
RPI	S	Opponent	Score	RPI	S	Opponent	Score	RPI	S	Opponent	Score	RPI	S	Opponent	Score	RPI	S	Opponent	Score
19	A	DePaul	54 77	47	A	Dayton	59 54	53	H	James Madison	56 45	105	H	Georgetown	69 54				
25	A	Duquesne	62 74					79	H	Saint Louis	80 59	108	H	Toledo	74 63				
								83	A	Drexel	46 58	113	A	Stony Brook	73 68				
								94	H	Saint Joseph's	65 51	137	H	Buffalo	59 32				
								98	A	VCU	47 52	155	H	Penn St.	70 60				
												156	A	Davidson	59 47				
												159	H	Fordham	55 41				
												161	H	Detroit	84 73				
												177	H	George Mason	70 55				
												181	A	Rhode Island	69 56				
												217	A	Canisius	59 47				
												223	H	Richmond	66 43				
												224	H	Siena	57 40				
												258	H	Massachusetts	66 41				
												289	H	Niagara	67 55				
												298	A	Colgate	62 38				
LAST 12 Division I GAMES:																			
83	A	Drexel	46 58	47	A	Dayton	59 54	177	H	George Mason	70 55								
79	H	Saint Louis	80 59	156	A	Davidson	59 47	258	H	Massachusetts	66 41								
98	A	VCU	47 52	159	H	Fordham	55 41	181	A	Rhode Island	69 56								
223	H	Richmond	66 43																
94	H	Saint Joseph's	65 51																
25	A	Duquesne	62 74																

Non-Div I Games:

St. Bonaventure

Average RPI Win:	305	WON-LOST	WINNING	LAST 10	STRENGTH OF	OPP. STRENGTH	TEAM	ADJ.	CONF.	ADJ CONF.
Average RPI Loss:	250	RECORD	PCT. RANK	GAMES	SCHEDULE	OF SCHEDULE	RPI	RPI	RPI	RPI
DIV. I ONLY	5- 18	303	2- 8	343	346	344	344	31	31	
DIV. I NON-CONF.	3- 8	258	0- 0	330	318	328	328	32	32	
TOTALS	RPI 1-25	RPI 26-50	W-L RECORDS	RPI 51-100	RPI 101-150	RPI 150+				
5- 18	0- 0	0- 0	OVERALL	0- 2	0- 1	5- 15				
2- 7	0- 0	0- 0	HOME	0- 1	0- 0	2- 6				
2- 10	0- 0	0- 0	AWAY	0- 1	0- 0	2- 9				
1- 1	0- 0	0- 0	NEUTRAL	0- 0	0- 1	1- 0				
3- 8	0- 0	0- 0	NON-CONFERENCE	0- 2	0- 1	3- 5				
1- 2	0- 0	0- 0	HOME	0- 1	0- 0	1- 1				
1- 5	0- 0	0- 0	AWAY	0- 1	0- 0	1- 4				
1- 1	0- 0	0- 0	NEUTRAL	0- 0	0- 1	1- 0				
2- 10	0- 0	0- 0	CONFERENCE	0- 0	0- 0	2- 10				
1- 5	0- 0	0- 0	HOME	0- 0	0- 0	1- 5				
1- 5	0- 0	0- 0	AWAY	0- 0	0- 0	1- 5				
0- 0	0- 0	0- 0	NEUTRAL	0- 0	0- 0	0- 0				

RPI S	Opponent	Score	RPI S	Opponent	Score	RPI S	Opponent	Score	RPI S	Opponent	Score	Team's RPI: 344
						74	H Army West Point	35 74	105	N Georgetown	52 74	
						75	A Georgia Tech	51 89	183	H Robert Morris	53 62	
									211	H Bryant	42 70	
									219	A Manhattan	53 61	
									255	H Loyola Maryland	64 54	
									256	A Sacred Heart	55 63	
									256	H Sacred Heart	51 68	
									275	H Saint Francis (PA)	76 83	
									277	A Central Conn. St.	61 65	
									286	A Monmouth	54 63	
									287	A Vermont	59 55	
									292	H Rider	59 71	
									311	A Fairleigh Dickinson	61 65	
									311	H Fairleigh Dickinson	88 78	
									325	A LIU Brooklyn	71 51	
									332	A Lafayette	59 77	
									333	A Saint Peter's	40 44	
									338	A Mt. St. Mary's	56 66	
									342	A Wagner	53 70	
									342	H Wagner	78 82	
									346	N Norfolk St.	59 55	
LAST 12 Division I GAMES:												
311	H	Fairleigh Dickinson	88	78	211	H	Bryant	42	70			
256	A	Sacred Heart	55	63	256	H	Sacred Heart	51	68			
342	H	Wagner	78	82	275	H	Saint Francis (PA)	76	83			
277	A	Central Conn. St.	61	65	183	H	Robert Morris	53	62			
342	A	Wagner	53	70	338	A	Mt. St. Mary's	56	66			
325	A	LIU Brooklyn	71	51	311	A	Fairleigh Dickinson	61	65			

Non-Div I Games:

St. Francis Brooklyn

Average RPI Win: 150		WON-LOST	WINNING	LAST 10	STRENGTH OF	OPP. STRENGTH	TEAM	ADJ.	CONF.	ADJ CONF.
Average RPI Loss: 37		RECORD	PCT. RANK	GAMES	SCHEDULE	OF SCHEDULE	RPI	RPI	RPI	RPI
DIV. I ONLY		17- 6	50	6- 4	79	37	31	31	6	6
DIV. I NON-CONF.		9- 2	37	0- 0	138	46	27	27	6	6
TOTALS	RPI 1-25	RPI 26-50		W-L RECORDS		RPI 51-100	RPI 101-150	RPI 150+		
17- 6	0- 4	4- 0		OVERALL		1- 2	4- 0	8- 0		
9- 1	0- 1	2- 0		HOME		1- 0	2- 0	4- 0		
8- 5	0- 3	2- 0		AWAY		0- 2	2- 0	4- 0		
0- 0	0- 0	0- 0		NEUTRAL		0- 0	0- 0	0- 0		
9- 2	0- 2	2- 0		NON-CONFERENCE		0- 0	1- 0	6- 0		
5- 0	0- 0	1- 0		HOME		0- 0	1- 0	3- 0		
4- 2	0- 2	1- 0		AWAY		0- 0	0- 0	3- 0		
0- 0	0- 0	0- 0		NEUTRAL		0- 0	0- 0	0- 0		
8- 4	0- 2	2- 0		CONFERENCE		1- 2	3- 0	2- 0		
4- 1	0- 1	1- 0		HOME		1- 0	1- 0	1- 0		
4- 3	0- 1	1- 0		AWAY		0- 2	2- 0	1- 0		
0- 0	0- 0	0- 0		NEUTRAL		0- 0	0- 0	0- 0		

RPI 1-25					RPI 26-50					Team's RPI: 31		RPI 51-100					RPI 101+				
RPI	S	Opponent	Score		RPI	S	Opponent	Score			RPI	S	Opponent	Score		RPI	S	Opponent	Score		
10	A	UCLA	58	73	29	A	Seton Hall	72	64		62	A	Villanova	54	58	105	A	Georgetown	65	60	
19	A	DePaul	71	77	29	H	Seton Hall	71	69		84	A	Marquette	64	67	106	H	Yale	69	56	
19	H	DePaul	61	71	39	A	Rutgers	69	62		84	H	Marquette	81	77	119	A	Creighton	66	55	
25	A	Duquesne	57	76	42	H	South Fla.	74	70							133	H	Xavier	57	41	
																186	H	Marist	61	47	
																189	A	Kansas	86	71	
																192	H	Butler	68	41	
																208	H	Fairfield	73	54	
																250	A	Providence	80	61	
																256	H	Sacred Heart	67	54	
																264	A	UCF	70	42	
																323	A	UC Irvine	85	63	
LAST 12 Division I GAMES:																					
					29	A	Seton Hall	72	64		105	A	Georgetown	65	60						
					19	A	DePaul	71	77		29	H	Seton Hall	71	69						
					84	A	Marquette	64	67		84	H	Marquette	81	77						
					133	H	Xavier	57	41		19	H	DePaul	61	71						
					192	H	Butler	68	41		250	A	Providence	80	61						
					62	A	Villanova	54	58		119	A	Creighton	66	55						

Non-Div I Games:

St. John's (NY)

Loss, Non-Conf, S Site, H Home A Away N Neutral

St. Mary's (CA)

Through Games Of Feb. 10, 2016

Average RPI Win:	159	WON-LOST	WINNING	LAST 10	STRENGTH OF	OPP. STRENGTH	TEAM	ADJ.	CONF.	ADJ CONF.
Average RPI Loss:	63	RECORD	PCT. RANK	GAMES	SCHEDULE	OF SCHEDULE	RPI	RPI	RPI	RPI
DIV. I ONLY	18- 5	36	8- 2	77	92	48	48	9	9	
DIV. I NON-CONF.	9- 2	37	0- 0	153	97	70	70	9	9	
TOTALS	RPI 1-25	RPI 26-50	W-L RECORDS	RPI 51-100	RPI 101-150	RPI 150+				
18- 5	0- 2	0- 1	OVERALL	6- 1	4- 0	8- 1				
8- 4	0- 1	0- 1	HOME	2- 1	2- 0	4- 1				
9- 1	0- 1	0- 0	AWAY	3- 0	2- 0	4- 0				
1- 0	0- 0	0- 0	NEUTRAL	1- 0	0- 0	0- 0				
9- 2	0- 0	0- 1	NON-CONFERENCE	3- 0	1- 0	5- 1				
4- 2	0- 0	0- 1	HOME	1- 0	1- 0	2- 1				
4- 0	0- 0	0- 0	AWAY	1- 0	0- 0	3- 0				
1- 0	0- 0	0- 0	NEUTRAL	1- 0	0- 0	0- 0				
9- 3	0- 2	0- 0	CONFERENCE	3- 1	3- 0	3- 0				
4- 2	0- 1	0- 0	HOME	1- 1	1- 0	2- 0				
5- 1	0- 1	0- 0	AWAY	2- 0	2- 0	1- 0				
0- 0	0- 0	0- 0	NEUTRAL	0- 0	0- 0	0- 0				

RPI 1-25				RPI 26-50				Team's RPI: 48				RPI 51-100				RPI 101+			
RPI	S	Opponent	Score	RPI	S	Opponent	Score	RPI	S	Opponent	Score	RPI	S	Opponent	Score	RPI	S	Opponent	Score
13	A	BYU	59 65	33	H	Missouri	78 95	62	N	Villanova	67 60	120	A	San Francisco	78 68				
13	H	BYU	44 65					66	A	San Diego	73 68	135	H	Fresno St.	83 81				
								66	H	San Diego	68 60	141	A	Pacific	82 73				
								67	H	Santa Clara	67 73	141	H	Pacific	83 75				
								68	H	Washington St.	75 71	168	A	Northern Colo.	65 52				
								77	A	California	64 63	187	H	UC Davis	71 78				
								87	A	Gonzaga	69 68	198	H	Cal Poly	87 83				
												200	H	San Jose St.	91 81				
												241	H	Loyola Marymount	72 57				
												249	A	Wyoming	70 64				
												268	H	Pepperdine	88 72				
												283	A	CSUN	93 59				
												284	A	Portland	78 51				
LAST 12 Division I GAMES:																			
13	H	BYU	44 65	268	H	Pepperdine	88 72												
66	H	San Diego	68 60	241	H	Loyola Marymount	72 57												
141	H	Pacific	83 75	66	A	San Diego	73 68												
284	A	Portland	78 51	13	A	BYU	59 65												
87	A	Gonzaga	69 68	67	H	Santa Clara	67 73												
141	A	Pacific	82 73	120	A	San Francisco	78 68												

Non-Div I Games:

St. Mary's (CA)

■ Loss,
 ■ Non-Conf,
 ■ S Site,
 ■ Home
 ■ A Away
 N Neutral

Average RPI Win:	88	WON-LOST	WINNING	LAST 10	STRENGTH OF	OPP. STRENGTH	TEAM	ADJ.	CONF.	ADJ CONF.
Average RPI Loss:	20	RECORD	PCT. RANK	GAMES	SCHEDULE	OF SCHEDULE	RPI	RPI	RPI	RPI
DIV. I ONLY	19- 5	34	8- 2	3	8	6	6	1	1	
DIV. I NON-CONF.	10- 2	33	0- 0	5	34	3	3	1	1	
TOTALS	RPI 1-25	RPI 26-50	W-L RECORDS	RPI 51-100	RPI 101-150	RPI 150+				
19- 5	1- 4	5- 0	OVERALL	8- 1	1- 0	4- 0				
10- 1	1- 0	2- 0	HOME	4- 1	0- 0	3- 0				
6- 4	0- 4	1- 0	AWAY	3- 0	1- 0	1- 0				
3- 0	0- 0	2- 0	NEUTRAL	1- 0	0- 0	0- 0				
10- 2	1- 1	3- 0	NON-CONFERENCE	3- 1	0- 0	3- 0				
5- 1	1- 0	1- 0	HOME	1- 1	0- 0	2- 0				
2- 1	0- 1	0- 0	AWAY	1- 0	0- 0	1- 0				
3- 0	0- 0	2- 0	NEUTRAL	1- 0	0- 0	0- 0				
9- 3	0- 3	2- 0	CONFERENCE	5- 0	1- 0	1- 0				
5- 0	0- 0	1- 0	HOME	3- 0	0- 0	1- 0				
4- 3	0- 3	1- 0	AWAY	2- 0	1- 0	0- 0				
0- 0	0- 0	0- 0	NEUTRAL	0- 0	0- 0	0- 0				

RPI 1-25				Team's RPI: 6		RPI 26-50				RPI 51-100				RPI 101+			
RPI	S	Opponent	Score	RPI	S	Opponent	Score	RPI	S	Opponent	Score	RPI	S	Opponent	Score		
7	A	Oregon St.	50 58	26	A	Southern California	57 47	55	H	Chattanooga	73 30	104	A	Arizona	59 34		
8	A	Texas	69 77	36	H	George Washington	84 63	61	A	Oregon	64 62	165	H	Cornell	93 38		
9	A	Arizona St.	31 49	37	H	Washington	69 53	67	H	Santa Clara	58 61	179	H	Colorado	71 56		
10	A	UCLA	36 56	47	N	Dayton	74 66	68	H	Washington St.	69 52	187	A	UC Davis	74 45		
15	H	Tennessee	69 55	49	N	Purdue	71 65	71	H	Utah	72 52	246	H	CSU Bakersfield	83 41		
LAST 12 Division I GAMES:																	
				77 A California 60 55				7 A Oregon St. 50 58									
				77 H California 53 46				61 A Oregon 64 62									
				68 H Washington St. 69 52				179 H Colorado 71 56									
				37 H Washington 69 53				71 H Utah 72 52									
				10 A UCLA 36 56				9 A Arizona St. 31 49									
				26 A Southern California 57 47				104 A Arizona 59 34									

Non-Div I Games:

Stanford

■ Loss,
 ■ Non-Conf,
 ■ S Site,
 ■ H Home
 ■ A Away
 N Neutral

Average RPI Win:	221	WON-LOST	WINNING	LAST 10	STRENGTH OF	OPP. STRENGTH	TEAM	ADJ.	CONF.	ADJ CONF.
Average RPI Loss:	182	RECORD	PCT. RANK	GAMES	SCHEDULE	OF SCHEDULE	RPI	RPI	RPI	RPI
DIV. I ONLY	8- 10	202	5- 5	218	261	233	233	27	27	
DIV. I NON-CONF.	3- 5	218	1- 0	181	229	217	217	26	26	
TOTALS	RPI 1-25	RPI 26-50	W-L RECORDS	RPI 51-100	RPI 101-150	RPI 150+				
8- 10	0- 0	0- 0	OVERALL	0- 2	1- 3	7- 5				
4- 4	0- 0	0- 0	HOME	0- 1	1- 2	3- 1				
2- 4	0- 0	0- 0	AWAY	0- 1	0- 0	2- 3				
2- 2	0- 0	0- 0	NEUTRAL	0- 0	0- 1	2- 1				
3- 5	0- 0	0- 0	NON-CONFERENCE	0- 1	0- 2	3- 2				
1- 1	0- 0	0- 0	HOME	0- 0	0- 1	1- 0				
0- 2	0- 0	0- 0	AWAY	0- 1	0- 0	0- 1				
2- 2	0- 0	0- 0	NEUTRAL	0- 0	0- 1	2- 1				
5- 5	0- 0	0- 0	CONFERENCE	0- 1	1- 1	4- 3				
3- 3	0- 0	0- 0	HOME	0- 1	1- 1	2- 1				
2- 2	0- 0	0- 0	AWAY	0- 0	0- 0	2- 2				
0- 0	0- 0	0- 0	NEUTRAL	0- 0	0- 0	2- 0				

RPI 1-25				RPI 26-50				RPI 51-100				RPI 101+ Team's RPI: 233					
RPI	S	Opponent	Score	RPI	S	Opponent	Score	RPI	S	Opponent	Score	RPI	S	Opponent	Score		
								64	H	Abilene Christian	70	85	114	N	IUPUI	55	62
								95	A	TCU	55	88	130	H	Central Ark.	53	55
													132	H	Northwestern St.	68	52
													145	H	Texas-Arlington	63	67
													164	A	Louisiana Tech	44	76
													170	H	McNeese St.	80	55
													173	N	SIUE	82	74
													190	N	Weber St.	46	56
													237	A	Houston Baptist	64	50
													240	H	Rice	59	45
													243	H	Sam Houston St.	70	63
													244	N	Indiana St.	71	62
													279	H	Lamar	60	64
													305	A	Southeastern La.	56	65
													330	A	A&M-Corpus Christi	71	66
													336	A	New Orleans	57	58
LAST 12 Division I GAMES:																	
237	A	Houston Baptist	64	50	336	A	New Orleans	57	58								
132	H	Northwestern St.	68	52	130	H	Central Ark.	53	55								
330	A	A&M-Corpus Christi	71	66	305	A	Southeastern La.	56	65								
243	H	Sam Houston St.	70	63	170	H	McNeese St.	80	55								
279	H	Lamar	60	64	240	H	Rice	59	45								
64	H	Abilene Christian	70	85	95	A	TCU	55	88								

Non-Div I Games: Texas-Tyler 91 69 Tex. A&M-Commerce 75 65 LSU-Shreveport 94 39

Stephen F. Austin

Loss, Non-Conf, S Site, H Home A Away N Neutral

Average RPI Win: 272	WON-LOST	WINNING	LAST 10	STRENGTH OF	OPP. STRENGTH	TEAM	ADJ.	CONF.	ADJ CONF.
Average RPI Loss: 122	RECORD	PCT. RANK	GAMES	SCHEDULE	OF SCHEDULE	RPI	RPI	RPI	RPI
DIV. I ONLY	12- 8	116	7- 3	288	209	175	175	29	29
DIV. I NON-CONF.	6- 5	146	1- 2	240	135	166	166	27	27
TOTALS	RPI 1-25	RPI 26-50	W-L RECORDS	RPI 51-100	RPI 101-150	RPI 150+			
12- 8	0- 1	0- 1	OVERALL	0- 2	0- 1	12- 3			
6- 2	0- 0	0- 0	HOME	0- 0	0- 0	6- 2			
6- 4	0- 1	0- 1	AWAY	0- 1	0- 0	6- 1			
0- 2	0- 0	0- 0	NEUTRAL	0- 1	0- 1	0- 0			
6- 5	0- 1	0- 1	NON-CONFERENCE	0- 1	0- 1	6- 1			
3- 1	0- 0	0- 0	HOME	0- 0	0- 0	3- 1			
3- 2	0- 1	0- 1	AWAY	0- 0	0- 0	3- 0			
0- 2	0- 0	0- 0	NEUTRAL	0- 1	0- 1	0- 0			
6- 3	0- 0	0- 0	CONFERENCE	0- 1	0- 0	6- 2			
3- 1	0- 0	0- 0	HOME	0- 0	0- 0	3- 1			
3- 2	0- 0	0- 0	AWAY	0- 1	0- 0	3- 1			
0- 0	0- 0	0- 0	NEUTRAL	0- 0	0- 0	0- 0			

RPI 1-25				RPI 26-50				RPI 51-100				RPI 101+ Team's RPI: 175			
RPI	S	Opponent	Score	RPI	S	Opponent	Score	RPI	S	Opponent	Score	RPI	S	Opponent	Score
15	A	Tennessee	56 90	27	A	Georgia	55 76	65	A	FGCU	48 61	127	N	Boise St.	65 71
								86	N	Minnesota	69 72	167	H	Hampton	68 59
												169	A	Jacksonville	49 69
												169	H	Jacksonville	66 61
												227	H	USC Upstate	56 61
												239	A	UNCW	52 49
												247	A	Bethune-Cookman	62 38
												262	H	Georgia St.	72 80
												264	H	UCF	83 68
												269	H	Ga. Southern	79 57
												290	A	Kennesaw St.	57 54
												301	A	North Florida	67 56
												301	H	North Florida	81 61
												335	A	Lipscomb	83 62
												337	A	Eastern Ill.	68 66
												343	H	NJIT	60 55
LAST 12 Division I GAMES:															
301	A	North Florida	67 56	227	H	USC Upstate	56 61								
169	H	Jacksonville	66 61	343	H	NJIT	60 55								
301	H	North Florida	81 61	65	A	FGCU	48 61								
169	A	Jacksonville	49 69	167	H	Hampton	68 59								
335	A	Lipscomb	83 62	15	A	Tennessee	56 90								
290	A	Kennesaw St.	57 54	262	H	Georgia St.	72 80								

Non-Div I Games: Trinity Baptist 107 30 Armstrong St. 61 45 Flagler 84 47

Stetson

Average RPI Win:	243	WON-LOST	WINNING	LAST 10	STRENGTH OF	OPP. STRENGTH	TEAM	ADJ.	CONF.	ADJ CONF.
Average RPI Loss:	91	RECORD	PCT. RANK	GAMES	SCHEDULE	OF SCHEDULE	RPI	RPI	RPI	RPI
DIV. I ONLY	16- 8	87	7- 3	208	196	113	113	15	15	
DIV. I NON-CONF.	8- 5	119	1- 0	155	200	116	116	18	18	
TOTALS	RPI 1-25	RPI 26-50	W-L RECORDS	RPI 51-100	RPI 101-150	RPI 150+				
16- 8	0- 0	0- 3	OVERALL	0- 2	2- 2	14- 1				
9- 2	0- 0	0- 1	HOME	0- 0	2- 1	7- 0				
7- 6	0- 0	0- 2	AWAY	0- 2	0- 1	7- 1				
0- 0	0- 0	0- 0	NEUTRAL	0- 0	0- 0	0- 0				
8- 5	0- 0	0- 2	NON-CONFERENCE	0- 1	2- 2	6- 0				
4- 2	0- 0	0- 1	HOME	0- 0	2- 1	2- 0				
4- 3	0- 0	0- 1	AWAY	0- 1	0- 1	4- 0				
0- 0	0- 0	0- 0	NEUTRAL	0- 0	0- 0	0- 0				
8- 3	0- 0	0- 1	CONFERENCE	0- 1	0- 0	8- 1				
5- 0	0- 0	0- 0	HOME	0- 0	0- 0	5- 0				
3- 3	0- 0	0- 1	AWAY	0- 1	0- 0	3- 1				
0- 0	0- 0	0- 0	NEUTRAL	0- 0	0- 0	0- 0				

RPI S	Opponent	Score	RPI S	Opponent	Score	RPI S	Opponent	Score	RPI S	Opponent	Score	Team's RPI: 113
28	A Syracuse	49 64	78	A Hofstra	66 71	106	A Yale	57 62				
30	H St. Bonaventure	68 73	88	A Maine	52 55	112	H Iona	58 53				
50	A Albany (NY)	54 73				139	H Ole Miss	57 72				
						144	H Harvard	64 63				
						165	A Cornell	58 49				
						180	A UMBC	69 60				
						210	A Binghamton	47 54				
						210	H Binghamton	64 58				
						216	H Morgan St.	46 42				
						222	A Hartford	45 42				
						222	H Hartford	58 35				
						231	A Columbia	79 71				
						266	H New Hampshire	63 54				
						287	H Vermont	73 59				
						316	A UMass Lowell	64 50				
						316	H UMass Lowell	60 46				
						325	H LIU Brooklyn	71 54				
						333	A Saint Peter's	69 35				
						342	A Wagner	73 62				
LAST 12 Division I GAMES:												
222	A Hartford	45 42	222	H Hartford	58 35							
316	H UMass Lowell	60 46	266	H New Hampshire	63 54							
210	A Binghamton	47 54	180	A UMBC	69 60							
287	H Vermont	73 59	316	A UMass Lowell	64 50							
88	A Maine	52 55	210	H Binghamton	64 58							
50	A Albany (NY)	54 73	144	H Harvard	64 63							

Non-Div I Games:

Stony Brook

Syracuse

Through Games Of Feb. 10, 2016

Average RPI Win:	143	WON-LOST	WINNING	LAST 10	STRENGTH OF	OPP. STRENGTH	TEAM	ADJ.	CONF.	ADJ CONF.
Average RPI Loss:	27	RECORD	PCT. RANK	GAMES	SCHEDULE	OF SCHEDULE	RPI	RPI	RPI	RPI
DIV. I ONLY	18- 6	45	7- 3	39	38	28	28	5	5	
DIV. I NON-CONF.	10- 3	61	1- 0	64	70	43	43	5	5	
TOTALS	RPI 1-25	RPI 26-50	W-L RECORDS	RPI 51-100	RPI 101-150	RPI 150+				
18- 6	0- 5	3- 0	OVERALL	3- 0	4- 1	8- 0				
13- 2	0- 2	1- 0	HOME	3- 0	3- 0	6- 0				
3- 4	0- 3	1- 0	AWAY	0- 0	1- 1	1- 0				
2- 0	0- 0	1- 0	NEUTRAL	0- 0	0- 0	1- 0				
10- 3	0- 3	1- 0	NON-CONFERENCE	1- 0	1- 0	7- 0				
7- 1	0- 1	0- 0	HOME	1- 0	1- 0	5- 0				
1- 2	0- 2	0- 0	AWAY	0- 0	0- 0	1- 0				
2- 0	0- 0	1- 0	NEUTRAL	0- 0	0- 0	1- 0				
8- 3	0- 2	2- 0	CONFERENCE	2- 0	3- 1	1- 0				
6- 1	0- 1	1- 0	HOME	2- 0	2- 0	1- 0				
2- 2	0- 1	1- 0	AWAY	0- 0	1- 1	0- 0				
0- 0	0- 0	0- 0	NEUTRAL	0- 0	0- 0	0- 0				

RPI	S	Opponent	Score	RPI	S	Opponent	Score	Team's RPI: 28	RPI	S	Opponent	Score	RPI	S	Opponent	Score
1	A	Notre Dame	62 90	37	N	Washington	66 62		75	H	Georgia Tech	71 52	103	H	Boston College	62 61
9	H	Arizona St.	54 61	38	A	Miami (FL)	57 51		83	H	Drexel	83 62	107	A	North Carolina	73 77
11	A	Maryland	64 82	43	H	Duke	86 50		93	H	Virginia Tech	60 39	113	H	Stony Brook	64 49
15	A	Tennessee	55 57										123	A	Wake Forest	91 65
16	H	Louisville	53 71										145	H	Pittsburgh	71 48
													159	N	Fordham	76 54
													169	H	Jacksonville	65 49
													181	A	Rhode Island	57 54
													188	H	UTRGV	91 32
													216	H	Morgan St.	90 61
													234	H	Clemson	83 62
													252	H	Coppin St.	88 56
													324	H	Howard	97 48
LAST 12 Division I GAMES:																
75	H	Georgia Tech	71 52	123	A	Wake Forest	91 65									
234	H	Clemson	83 62	145	H	Pittsburgh	71 48									
38	A	Miami (FL)	57 51	93	H	Virginia Tech	60 39									
103	H	Boston College	62 61	107	A	North Carolina	73 77									
16	H	Louisville	53 71	43	H	Duke	86 50									
1	A	Notre Dame	62 90	188	H	UTRGV	91 32									

Non-Div I Games:

Syracuse

■ Loss,
■ Non-Conf,
■ S Site,
■ H Home
■ A Away
N Neutral

Average RPI Win:	203	WON-LOST	WINNING	LAST 10	STRENGTH OF	OPP. STRENGTH	TEAM	ADJ.	CONF.	ADJ CONF.
Average RPI Loss:	36	RECORD	PCT. RANK	GAMES	SCHEDULE	OF SCHEDULE	RPI	RPI	RPI	RPI
DIV. I ONLY	12- 11	160	2- 8	42	46	95	95	3	3	
DIV. I NON-CONF.	8- 3	77	0- 0	267	177	143	143	3	3	
TOTALS	RPI 1-25	RPI 26-50	W-L RECORDS	RPI 51-100	RPI 101-150	RPI 150+				
12- 11	0- 6	1- 4	OVERALL	1- 0	2- 0	8- 1				
9- 5	0- 3	1- 2	HOME	0- 0	1- 0	7- 0				
3- 6	0- 3	0- 2	AWAY	1- 0	1- 0	1- 1				
0- 0	0- 0	0- 0	NEUTRAL	0- 0	0- 0	0- 0				
8- 3	0- 2	0- 0	NON-CONFERENCE	0- 0	0- 0	8- 1				
7- 1	0- 1	0- 0	HOME	0- 0	0- 0	7- 0				
1- 2	0- 1	0- 0	AWAY	0- 0	0- 0	1- 1				
0- 0	0- 0	0- 0	NEUTRAL	0- 0	0- 0	0- 0				
4- 8	0- 4	1- 4	CONFERENCE	1- 0	2- 0	0- 0				
2- 4	0- 2	1- 2	HOME	0- 0	1- 0	0- 0				
2- 4	0- 2	0- 2	AWAY	1- 0	1- 0	0- 0				
0- 0	0- 0	0- 0	NEUTRAL	0- 0	0- 0	0- 0				

RPI	S	Opponent	Score	RPI	S	Opponent	Score	RPI	S	Opponent	Score	RPI	S	Opponent	Score
1	H	Notre Dame	72 88	34	H	West Virginia	84 97	96	A	Iowa St.	72 62	131	A	Texas Tech	78 69
4	A	Baylor	55 72	35	A	Oklahoma	64 77					131	H	Texas Tech	69 48
4	H	Baylor	75 81	35	H	Oklahoma	65 78					154	A	SMU	89 79
8	H	Texas	58 65	45	A	Kansas St.	49 58					188	H	UTRGV	71 67
17	A	Oklahoma St.	52 80	45	H	Kansas St.	87 73					192	A	Butler	53 65
18	A	Texas A&M	78 82									233	H	Stephen F. Austin	88 55
Team's RPI: 95															
LAST 12 Division I GAMES:															
4	H	Baylor	75 81	45	A	Kansas St.	49 58					243	H	Sam Houston St.	85 59
35	A	Oklahoma	64 77	131	H	Texas Tech	69 48					271	H	Prairie View	69 60
17	A	Oklahoma St.	52 80	4	A	Baylor	55 72					281	H	La.-Monroe	80 42
96	A	Iowa St.	72 62	35	H	Oklahoma	65 78					328	H	Southern Utah	76 47
34	H	West Virginia	84 97	45	H	Kansas St.	87 73					336	H	New Orleans	85 36
8	H	Texas	58 65	131	A	Texas Tech	78 69								

Non-Div I Games:

TCU

■ Loss,
 ■ Non-Conf, S Site,
 ■ Home
 ■ Away
 N Neutral

Average RPI Win:	172	WON-LOST	WINNING	LAST 10	STRENGTH OF	OPP. STRENGTH	TEAM	ADJ.	CONF.	ADJ CONF.
Average RPI Loss:	66	RECORD	PCT. RANK	GAMES	SCHEDULE	OF SCHEDULE	RPI	RPI	RPI	RPI
DIV. I ONLY	16- 7	70	7- 2	98	67	59	59	8	8	
DIV. I NON-CONF.	6- 5	146	0- 1	47	67	98	98	7	7	
TOTALS	RPI 1-25	RPI 26-50	W-L RECORDS	RPI 51-100	RPI 101-150	RPI 150+				
16- 7	1- 2	1- 2	OVERALL	2- 1	1- 1	11- 1				
9- 2	1- 0	1- 1	HOME	1- 1	1- 0	5- 0				
7- 5	0- 1	0- 0	AWAY	1- 0	0- 1	6- 0				
0- 0	0- 0	0- 0	NEUTRAL	0- 0	0- 0	0- 0				
6- 5	1- 1	0- 2	NON-CONFERENCE	1- 1	0- 1	4- 0				
4- 2	1- 0	0- 1	HOME	1- 1	0- 0	2- 0				
2- 3	0- 1	0- 1	AWAY	0- 0	0- 1	2- 0				
0- 0	0- 0	0- 0	NEUTRAL	0- 0	0- 0	0- 0				
10- 2	0- 1	1- 0	CONFERENCE	1- 0	1- 0	7- 1				
5- 0	0- 0	1- 0	HOME	0- 0	1- 0	3- 0				
5- 2	0- 1	0- 0	AWAY	1- 0	0- 0	4- 1				
0- 0	0- 0	0- 0	NEUTRAL	0- 0	0- 0	0- 0				

RPI 1-25				RPI 26-50				RPI 51-100				RPI 101+			
RPI	S	Opponent	Score	RPI	S	Opponent	Score	RPI	S	Opponent	Score	RPI	S	Opponent	Score
2	A	UConn	49 104	39	A	Rutgers	51 61	62	H	Villanova	61 55	115	H	Memphis	82 58
14	A	Florida St.	47 75	42	H	South Fla.	68 66	82	A	Tulane	72 54	118	A	Quinnipiac	56 58
22	H	Florida	97 91	44	H	Penn	54 60	94	H	Saint Joseph's	67 70	154	A	SMU	67 69
												154	H	SMU	55 35
												159	A	Fordham	57 44
												172	A	East Carolina	83 63
												184	H	Tulsa	66 46
												204	A	Cincinnati	74 49
												204	H	Cincinnati	74 51
												254	A	Houston	75 66
												256	H	Sacred Heart	92 62
												264	A	UCF	71 63
												278	A	La Salle	77 48
												304	H	Delaware St.	100 59
LAST 12 Division I GAMES:															
204	A	Cincinnati	74 49	2	A	UConn	49 104	264	A	UCF	71 63				
42	H	South Fla.	68 66					204	H	Cincinnati	74 51				
154	H	SMU	55 35					184	H	Tulsa	66 46				
172	A	East Carolina	83 63					154	A	SMU	67 69				
82	A	Tulane	72 54					254	A	Houston	75 66				
44	H	Penn	54 60												

Non-Div I Games:

Temple

Tennessee

Through Games Of Feb. 10, 2016

Average RPI Win:	105	WON-LOST	WINNING	LAST 10	STRENGTH OF	OPP. STRENGTH	TEAM	ADJ.	CONF.	ADJ CONF.
Average RPI Loss:	36	RECORD	PCT. RANK	GAMES	SCHEDULE	OF SCHEDULE	RPI	RPI	RPI	RPI
DIV. I ONLY	14- 9	112	4- 6	1	26	15	15	2	2	
DIV. I NON-CONF.	9- 4	96	1- 1	2	29	7	7	2	2	
TOTALS	RPI 1-25	RPI 26-50	W-L RECORDS	RPI 51-100	RPI 101-150	RPI 150+				
14- 9	1- 7	3- 0	OVERALL	3- 1	4- 1	3- 0				
11- 3	0- 2	2- 0	HOME	3- 1	4- 0	2- 0				
3- 6	1- 5	1- 0	AWAY	0- 0	0- 1	1- 0				
0- 0	0- 0	0- 0	NEUTRAL	0- 0	0- 0	0- 0				
9- 4	1- 3	2- 0	NON-CONFERENCE	1- 1	2- 0	3- 0				
7- 2	0- 1	2- 0	HOME	1- 1	2- 0	2- 0				
2- 2	1- 2	0- 0	AWAY	0- 0	0- 0	1- 0				
0- 0	0- 0	0- 0	NEUTRAL	0- 0	0- 0	0- 0				
5- 5	0- 4	1- 0	CONFERENCE	2- 0	2- 1	0- 0				
4- 1	0- 1	0- 0	HOME	2- 0	2- 0	0- 0				
1- 4	0- 3	1- 0	AWAY	0- 0	0- 1	0- 0				
0- 0	0- 0	0- 0	NEUTRAL	0- 0	0- 0	0- 0				

RPI 1-25				Team's RPI: 15				RPI 26-50				RPI 51-100				RPI 101+			
RPI	S	Opponent	Score		RPI	S	Opponent	Score		RPI	S	Opponent	Score		RPI	S	Opponent	Score	
1	A	Notre Dame	66 79		28	H	Syracuse	57 55		55	H	Chattanooga	59 57		128	A	Arkansas	59 64	
6	A	Stanford	55 69		33	A	Missouri	71 55		56	H	Auburn	79 52		128	H	Arkansas	75 57	
7	A	Oregon St.	53 50		50	H	Albany (NY)	63 55		57	H	Vanderbilt	58 49		130	H	Central Ark.	102 47	
8	H	Texas	53 64							93	H	Virginia Tech	43 57		149	H	ETSU	85 49	
18	A	Texas A&M	71 76												150	H	Alabama	70 42	
21	A	Mississippi St.	63 65												155	H	Penn St.	74 66	
22	H	Florida	66 74												175	H	Stetson	90 56	
23	A	Kentucky	63 64												293	A	Wichita St.	58 51	
LAST 12 Division I GAMES:																			
18	A	Texas A&M	71 76		1	A	Notre Dame	66 79		128	A	Arkansas	59 64		56	H	Auburn	79 52	
128	H	Arkansas	75 57		22	H	Florida	66 74		33	A	Missouri	71 55		175	H	Stetson	90 56	
150	H	Alabama	70 42		57	H	Vanderbilt	58 49		175	H	Stetson	90 56						

Non-Div I Games:

Tennessee

■ Loss,
■ Non-Conf, S Site,
■ Home
■ Away
N Neutral

Average RPI Win:	277	WON-LOST	WINNING	LAST 10	STRENGTH OF	OPP. STRENGTH	TEAM	ADJ.	CONF.	ADJ CONF.
Average RPI Loss:	154	RECORD	PCT. RANK	GAMES	SCHEDULE	OF SCHEDULE	RPI	RPI	RPI	RPI
DIV. I ONLY	8- 15	251	4- 6	222	232	263	263	24	24	
DIV. I NON-CONF.	3- 8	258	0- 0	112	151	214	214	23	23	
TOTALS	RPI 1-25	RPI 26-50	W-L RECORDS	RPI 51-100	RPI 101-150	RPI 150+				
8- 15	0- 2	0- 1	OVERALL	0- 1	0- 3	8- 8				
6- 2	0- 0	0- 0	HOME	0- 0	0- 0	6- 2				
1- 11	0- 2	0- 1	AWAY	0- 1	0- 3	1- 4				
1- 2	0- 0	0- 0	NEUTRAL	0- 0	0- 0	1- 2				
3- 8	0- 2	0- 1	NON-CONFERENCE	0- 0	0- 2	3- 3				
2- 0	0- 0	0- 0	HOME	0- 0	0- 0	2- 0				
0- 6	0- 2	0- 1	AWAY	0- 0	0- 2	0- 1				
1- 2	0- 0	0- 0	NEUTRAL	0- 0	0- 0	1- 2				
5- 7	0- 0	0- 0	CONFERENCE	0- 1	0- 1	5- 5				
4- 2	0- 0	0- 0	HOME	0- 0	0- 0	4- 2				
1- 5	0- 0	0- 0	AWAY	0- 1	0- 1	1- 3				
0- 0	0- 0	0- 0	NEUTRAL	0- 0	0- 0	0- 0				

RPI 1-25				RPI 26-50				RPI 51-100				RPI 101+ Team's RPI: 263			
RPI	S	Opponent	Score	RPI	S	Opponent	Score	RPI	S	Opponent	Score	RPI	S	Opponent	Score
21	A	Mississippi St.	54 82	41	A	Indiana	56 88	85	A	UT Martin	50 77	110	A	Belmont	65 80
23	A	Kentucky	39 81									122	A	Youngstown St.	58 69
												142	A	Southern Ill.	70 79
												160	A	Illinois	43 98
												163	N	Fla. Atlantic	64 69
												173	H	SIUE	73 61
												196	A	Southeast Mo. St.	65 75
												207	H	Eastern Ky.	66 70
												221	N	Utah St.	46 63
												235	H	Texas Southern	72 56
												272	A	Tennessee Tech	60 70
												272	H	Tennessee Tech	56 64
												274	A	Jacksonville St.	55 69
												276	H	Murray St.	69 58
												280	H	Austin Peay	66 58
												285	N	Alabama St.	74 64
												295	H	Morehead St.	78 76
												335	H	Lipscomb	77 65
												337	A	Eastern Ill.	62 53
LAST 12 Division I GAMES:															
272	H	Tennessee Tech	56 64	272	A	Tennessee Tech	60 70								
295	H	Morehead St.	78 76	276	H	Murray St.	69 58								
207	H	Eastern Ky.	66 70	280	H	Austin Peay	66 58								
274	A	Jacksonville St.	55 69	173	H	SIUE	73 61								
85	A	UT Martin	50 77	337	A	Eastern Ill.	62 53								
110	A	Belmont	65 80	196	A	Southeast Mo. St.	65 75								

Non-Div I Games: Lane 75 44 North Ala. 58 40

Tennessee St.

Loss, Non-Conf, S Site, H Home A Away N Neutral

Tennessee Tech

Through Games Of Feb. 10, 2016

Average RPI Win:	281	WON-LOST	WINNING	LAST 10	STRENGTH OF	OPP. STRENGTH	TEAM	ADJ.	CONF.	ADJ CONF.
Average RPI Loss:	155	RECORD	PCT. RANK	GAMES	SCHEDULE	OF SCHEDULE	RPI	RPI	RPI	RPI
DIV. I ONLY	8- 17	266	3- 7	214	231	272	272	24	24	
DIV. I NON-CONF.	4- 9	245	0- 0	137	165	245	245	23	23	
TOTALS	RPI 1-25	RPI 26-50	W-L RECORDS	RPI 51-100	RPI 101-150	RPI 150+				
8- 17	0- 1	0- 1	OVERALL	0- 3	0- 5	8- 7				
5- 8	0- 1	0- 0	HOME	0- 1	0- 3	5- 3				
3- 9	0- 0	0- 1	AWAY	0- 2	0- 2	3- 4				
0- 0	0- 0	0- 0	NEUTRAL	0- 0	0- 0	0- 0				
4- 9	0- 1	0- 1	NON-CONFERENCE	0- 2	0- 4	4- 1				
3- 5	0- 1	0- 0	HOME	0- 1	0- 2	3- 1				
1- 4	0- 0	0- 1	AWAY	0- 1	0- 2	1- 0				
0- 0	0- 0	0- 0	NEUTRAL	0- 0	0- 0	0- 0				
4- 8	0- 0	0- 0	CONFERENCE	0- 1	0- 1	4- 6				
2- 3	0- 0	0- 0	HOME	0- 0	0- 1	2- 2				
2- 5	0- 0	0- 0	AWAY	0- 1	0- 0	2- 4				
0- 0	0- 0	0- 0	NEUTRAL	0- 0	0- 0	0- 0				

RPI 1-25				RPI 26-50				RPI 51-100				RPI 101+ Team's RPI: 272			
RPI	S	Opponent	Score	RPI	S	Opponent	Score	RPI	S	Opponent	Score	RPI	S	Opponent	Score
16	H	Louisville	54 76	27	A	Georgia	48 81	52	H	Arkansas St.	55 77	110	H	Belmont	79 80
								80	A	Middle Tenn.	53 69	126	H	Mercer	47 63
								85	A	UT Martin	53 67	133	A	Xavier	47 64
												136	H	Southern Miss.	57 69
												147	A	Northern Ky.	62 88
												173	H	SIUE	68 83
												196	H	Southeast Mo. St.	57 60
												207	A	Eastern Ky.	77 72
												234	H	Clemson	53 71
												262	H	Georgia St.	72 65
												263	A	Tennessee St.	64 56
												263	H	Tennessee St.	70 60
												274	A	Jacksonville St.	46 55
												276	A	Murray St.	50 56
												280	A	Austin Peay	75 91
												288	A	UNCG	73 64
												293	H	Wichita St.	54 48
												295	A	Morehead St.	71 75
												335	H	Lipscomb	81 70
												337	H	Eastern Ill.	81 74
LAST 12 Division I GAMES:															
263	A	Tennessee St.	64 56	196	H	Southeast Mo. St.	57 60								
274	A	Jacksonville St.	46 55	85	A	UT Martin	53 67								
110	H	Belmont	79 80	280	A	Austin Peay	75 91								
295	A	Morehead St.	71 75	276	A	Murray St.	50 56								
207	A	Eastern Ky.	77 72	173	H	SIUE	68 83								
263	H	Tennessee St.	70 60	337	H	Eastern Ill.	81 74								

Non-Div I Games:

Tennessee Tech

■ Loss,
■ Non-Conf,
■ S Site,
■ H Home
■ A Away
N Neutral

Through Games of Feb. 10, 1910										
Average RPI Win: 114		WON-LOST	WINNING	LAST 10	STRENGTH OF	OPP. STRENGTH	TEAM	ADJ.	CONF.	ADJ CONF.
Average RPI Loss: 4		RECORD	PCT. RANK	GAMES	SCHEDULE	OF SCHEDULE	RPI	RPI	RPI	RPI
DIV. I ONLY		22- 1	4	9- 1	67	3	8	8	3	3
DIV. I NON-CONF.		11- 0	1	0- 0	200	6	13	13	3	3
<hr/>										
TOTALS	RPI 1-25		RPI 26-50		W-L RECORDS	RPI 51-100	RPI 101-150		RPI 150+	
22- 1	5- 1		3- 0		OVERALL	3- 0	3- 0		8- 0	
12- 1	3- 1		1- 0		HOME	1- 0	2- 0		5- 0	
9- 0	2- 0		2- 0		AWAY	2- 0	0- 0		3- 0	
1- 0	0- 0		0- 0		NEUTRAL	0- 0	1- 0		0- 0	
11- 0	3- 0		0- 0		NON-CONFERENCE	0- 0	2- 0		6- 0	
7- 0	2- 0		0- 0		HOME	0- 0	1- 0		4- 0	
3- 0	1- 0		0- 0		AWAY	0- 0	0- 0		2- 0	
1- 0	0- 0		0- 0		NEUTRAL	0- 0	1- 0		0- 0	
11- 1	2- 1		3- 0		CONFERENCE	3- 0	1- 0		2- 0	
5- 1	1- 1		1- 0		HOME	1- 0	1- 0		1- 0	
6- 0	1- 0		2- 0		AWAY	2- 0	0- 0		1- 0	
0- 0	0- 0		0- 0		NEUTRAL	0- 0	0- 0		0- 0	

RPI	S	Opponent	Score	RPI	S	Opponent	Score	RPI	S	Opponent	Score	RPI	S	Opponent	Score
4	H	Baylor	67 80	34	A	West Virginia	65 54	95	A	TCU	65 58	128	N	Arkansas	61 50
6	H	Stanford	77 69	35	H	Oklahoma	83 76	96	A	Iowa St.	65 49	131	H	Texas Tech	86 62
15	A	Tennessee	64 53	45	A	Kansas St.	66 51	96	H	Iowa St.	75 54	132	H	Northwestern St.	86 33
17	A	Oklahoma St.	78 48									167	H	Hampton	79 52
17	H	Oklahoma St.	70 55									171	A	Little Rock	66 56
21	H	Mississippi St.	53 47									189	A	Kansas	75 38
												189	H	Kansas	70 46
												217	H	Canisius	92 62
												229	H	UTSA	90 53
												240	A	Rice	70 47
												243	H	Sam Houston St.	83 49
LAST 12 Division I GAMES:															
17	H	Oklahoma St.	70 55	4	H	Baylor	67 80	189	A	Kansas	75 38	17	A	Oklahoma St.	78 48
96	A	Iowa St.	65 49	45	A	Kansas St.	66 51	96	H	Iowa St.	75 54	131	H	Texas Tech	86 62
189	H	Kansas	70 46	35	H	Oklahoma	83 76	34	A	West Virginia	65 54				
35	H	Oklahoma	83 76												
95	A	TCU	65 58												

Non-Div I Games:

Texas

■ Loss,
■ Non-Conf, S Site,
■ Home
■ Away
N Neutral

Average RPI Win:	116	WON-LOST	WINNING	LAST 10	STRENGTH OF	OPP. STRENGTH	TEAM	ADJ.	CONF.	ADJ CONF.
Average RPI Loss:	28	RECORD	PCT. RANK	GAMES	SCHEDULE	OF SCHEDULE	RPI	RPI	RPI	RPI
DIV. I ONLY	16- 7	70	6- 4	5	10	18	18	2	2	
DIV. I NON-CONF.	10- 3	61	2- 0	26	18	25	25	2	2	
TOTALS	RPI 1-25	RPI 26-50	W-L RECORDS	RPI 51-100	RPI 101-150	RPI 150+				
16- 7	1- 6	4- 0	OVERALL	2- 0	3- 1	6- 0				
10- 2	1- 2	2- 0	HOME	1- 0	1- 0	5- 0				
3- 3	0- 0	1- 0	AWAY	0- 0	2- 0	0- 0				
3- 2	0- 2	1- 0	NEUTRAL	1- 0	0- 0	1- 0				
10- 3	0- 3	2- 0	NON-CONFERENCE	2- 0	0- 0	6- 0				
6- 1	0- 1	0- 0	HOME	1- 0	0- 0	5- 0				
1- 0	0- 0	1- 0	AWAY	0- 0	0- 0	0- 0				
3- 2	0- 2	1- 0	NEUTRAL	1- 0	0- 0	1- 0				
6- 4	1- 3	2- 0	CONFERENCE	0- 0	3- 1	0- 0				
4- 1	1- 1	2- 0	HOME	0- 0	1- 0	0- 0				
2- 3	0- 2	0- 0	AWAY	0- 0	2- 1	0- 0				
0- 0	0- 0	0- 0	NEUTRAL	0- 0	0- 0	0- 0				

RPI	S	Opponent	Score	RPI	S	Opponent	Score	RPI	S	Opponent	Score	RPI	S	Opponent	Score
3	A	South Carolina	58 59	27	H	Georgia	73 62	77	N	California	75 58	117	A	LSU	53 35
3	H	South Carolina	63 70	33	H	Missouri	81 77	95	H	TCU	82 78	128	A	Arkansas	61 67
5	N	Ohio St.	80 95	35	N	Oklahoma	74 68					139	H	Ole Miss	81 58
13	N	BYU	64 72	43	A	Duke	72 66					150	A	Alabama	59 56
15	H	Tennessee	76 71									151	N	Hawaii	82 41
19	H	DePaul	66 80									154	H	SMU	67 55
22	A	Florida	81 83									171	H	Little Rock	69 39
												178	H	Southern U.	88 47
												202	H	Texas St.	87 50
												271	H	Prairie View	88 30
LAST 12 Division I GAMES:															
15	H	Tennessee	76 71	139	H	Ole Miss	81 58								
22	A	Florida	81 83	117	A	LSU	53 35								
3	H	South Carolina	63 70	128	A	Arkansas	61 67								
150	A	Alabama	59 56	27	H	Georgia	73 62								
33	H	Missouri	81 77	271	H	Prairie View	88 30								
3	A	South Carolina	58 59	171	H	Little Rock	69 39								

Non-Div I Games:

Texas A&M

■ Loss,
 ■ Non-Conf, S Site,
 ■ Home
 ■ Away
 N Neutral

Average RPI Win:	289	WON-LOST	WINNING	LAST 10	STRENGTH OF	OPP. STRENGTH	TEAM	ADJ.	CONF.	ADJ CONF.
Average RPI Loss:	193	RECORD	PCT. RANK	GAMES	SCHEDULE	OF SCHEDULE	RPI	RPI	RPI	RPI
DIV. I ONLY	13- 7	97	9- 1	349	280	235	235	32	32	
DIV. I NON-CONF.	4- 6	201	2- 0	348	81	304	304	31	31	
TOTALS	RPI 1-25	RPI 26-50	W-L RECORDS	RPI 51-100	RPI 101-150	RPI 150+				
13- 7	0- 1	0- 0	OVERALL	0- 0	0- 1	13- 5				
6- 2	0- 0	0- 0	HOME	0- 0	0- 0	6- 2				
6- 5	0- 1	0- 0	AWAY	0- 0	0- 1	6- 3				
1- 0	0- 0	0- 0	NEUTRAL	0- 0	0- 0	1- 0				
4- 6	0- 1	0- 0	NON-CONFERENCE	0- 0	0- 1	4- 4				
1- 2	0- 0	0- 0	HOME	0- 0	0- 0	1- 2				
2- 4	0- 1	0- 0	AWAY	0- 0	0- 1	2- 2				
1- 0	0- 0	0- 0	NEUTRAL	0- 0	0- 0	1- 0				
9- 1	0- 0	0- 0	CONFERENCE	0- 0	0- 0	9- 1				
5- 0	0- 0	0- 0	HOME	0- 0	0- 0	5- 0				
4- 1	0- 0	0- 0	AWAY	0- 0	0- 0	4- 1				
0- 0	0- 0	0- 0	NEUTRAL	0- 0	0- 0	0- 0				

RPI 1-25			RPI 26-50			RPI 51-100			RPI 101+ Team's RPI: 235		
RPI	S	Opponent	Score	RPI	S	Opponent	Score	RPI	S	Opponent	Score
17	A	Oklahoma St.	52 87					117	A	LSU	36 86
								178	H	Southern U.	59 45
								189	A	Kansas	65 72
								229	A	UTSA	59 44
								230	A	Grambling	62 50
								237	H	Houston Baptist	65 77
								240	A	Rice	69 66
								243	H	Sam Houston St.	51 53
								263	A	Tennessee St.	56 72
								271	A	Prairie View	50 43
								271	H	Prairie View	72 65
								285	A	Alabama St.	51 57
								319	H	Alcorn	68 39
								327	A	Jackson St.	62 36
								330	H	A&M-Corpus Christi	51 43
								334	H	Ark.-Pine Bluff	57 30
								335	N	Lipscomb	66 62
								345	A	Alabama A&M	57 38
								347	H	Mississippi Val.	76 38
LAST 12 Division I GAMES:											
271	A	Prairie View	50 43	327	A	Jackson St.	62 36				
345	A	Alabama A&M	57 38	271	H	Prairie View	72 65				
285	A	Alabama St.	51 57	319	H	Alcorn	68 39				
334	H	Ark.-Pine Bluff	57 30	178	H	Southern U.	59 45				
347	H	Mississippi Val.	76 38	229	A	UTSA	59 44				
230	A	Grambling	62 50	240	A	Rice	69 66				

Non-Div I Games:

Texas Southern

Average RPI Win: 213	WON-LOST	WINNING	LAST 10	STRENGTH OF	OPP. STRENGTH	TEAM	ADJ.	CONF.	ADJ CONF.
Average RPI Loss: 147	RECORD	PCT. RANK	GAMES	SCHEDULE	OF SCHEDULE	RPI	RPI	RPI	RPI
DIV. I ONLY	8- 12	227	3- 7	168	151	202	202	16	16
DIV. I NON-CONF.	3- 5	218	0- 0	92	26	158	158	14	14
TOTALS	RPI 1-25	RPI 26-50	W-L RECORDS	RPI 51-100	RPI 101-150	RPI 150+			
8- 12	0- 1	0- 2	OVERALL	0- 2	1- 2	7- 5			
5- 2	0- 0	0- 0	HOME	0- 1	0- 1	5- 0			
3- 7	0- 1	0- 1	AWAY	0- 0	1- 0	2- 5			
0- 3	0- 0	0- 1	NEUTRAL	0- 1	0- 1	0- 0			
3- 5	0- 1	0- 2	NON-CONFERENCE	0- 1	0- 1	3- 0			
2- 0	0- 0	0- 0	HOME	0- 0	0- 0	2- 0			
1- 2	0- 1	0- 1	AWAY	0- 0	0- 0	1- 0			
0- 3	0- 0	0- 1	NEUTRAL	0- 1	0- 1	0- 0			
5- 7	0- 0	0- 0	CONFERENCE	0- 1	1- 1	4- 5			
3- 2	0- 0	0- 0	HOME	0- 1	0- 1	3- 0			
2- 5	0- 0	0- 0	AWAY	0- 0	1- 0	1- 5			
0- 0	0- 0	0- 0	NEUTRAL	0- 0	0- 0	0- 0			

RPI 1-25				RPI 26-50				RPI 51-100				RPI 101+ Team's RPI: 202			
RPI	S	Opponent	Score	RPI	S	Opponent	Score	RPI	S	Opponent	Score	RPI	S	Opponent	Score
18	A	Texas A&M	50 87	33	A	Missouri	56 82	52	H	Arkansas St.	59 74	125	A	La.-Lafayette	46 42
				43	N	Duke	34 85	96	N	Iowa St.	61 83	140	N	Idaho	55 75
												145	H	Texas-Arlington	48 80
												171	H	Little Rock	67 57
												191	A	Troy	79 112
												199	H	North Texas	64 62
												212	A	South Ala.	73 71
												229	H	UTSA	72 64
												236	A	Appalachian St.	71 90
												237	A	Houston Baptist	71 66
												262	A	Georgia St.	62 73
												262	H	Georgia St.	80 71
												269	A	Ga. Southern	64 78
												269	H	Ga. Southern	61 56
												281	A	La.-Monroe	59 63
LAST 12 Division I GAMES:															
145	H	Texas-Arlington	48 80	171	H	Little Rock	67 57								
269	A	Ga. Southern	64 78	191	A	Troy	79 112								
262	A	Georgia St.	62 73	212	A	South Ala.	73 71								
281	A	La.-Monroe	59 63	236	A	Appalachian St.	71 90								
125	A	La.-Lafayette	46 42	262	H	Georgia St.	80 71								
52	H	Arkansas St.	59 74	269	H	Ga. Southern	61 56								

Non-Div I Games: Tex. A&M-Commerce 80 60 St. Edward's 52 44

Texas St.

■ Loss,
 ■ Non-Conf,
 ■ S Site,
 ■ H Home
 ■ A Away
 N Neutral

Average RPI Win:	212	WON-LOST	WINNING	LAST 10	STRENGTH OF	OPP. STRENGTH	TEAM	ADJ.	CONF.	ADJ CONF.
Average RPI Loss:	41	RECORD	PCT. RANK	GAMES	SCHEDULE	OF SCHEDULE	RPI	RPI	RPI	RPI
DIV. I ONLY	11- 12	181	2- 8	55	64	131	131	3	3	
DIV. I NON-CONF.	9- 2	37	0- 0	225	273	99	99	3	3	
TOTALS	RPI 1-25	RPI 26-50	W-L RECORDS	RPI 51-100	RPI 101-150	RPI 150+				
11- 12	0- 4	0- 5	OVERALL	2- 3	1- 0	8- 0				
10- 4	0- 1	0- 2	HOME	2- 1	1- 0	7- 0				
0- 7	0- 0	0- 0	AWAY	0- 0	0- 0	0- 0				
1- 1	0- 0	0- 1	NEUTRAL	0- 0	0- 0	1- 0				
9- 2	0- 0	0- 1	NON-CONFERENCE	1- 1	1- 0	7- 0				
8- 0	0- 0	0- 0	HOME	1- 0	1- 0	6- 0				
0- 1	0- 0	0- 0	AWAY	0- 1	0- 0	0- 0				
1- 1	0- 0	0- 1	NEUTRAL	0- 0	0- 0	1- 0				
2- 10	0- 4	0- 4	CONFERENCE	1- 2	0- 0	1- 0				
2- 4	0- 1	0- 2	HOME	1- 1	0- 0	1- 0				
0- 6	0- 3	0- 2	AWAY	0- 1	0- 0	0- 0				
0- 0	0- 0	0- 0	NEUTRAL	0- 0	0- 0	0- 0				

RPI 1-25				RPI 26-50				RPI 51-100				RPI 101+ Team's RPI: 131			
RPI	S	Opponent	Score	RPI	S	Opponent	Score	RPI	S	Opponent	Score	RPI	S	Opponent	Score
4	A	Baylor	43 69	34	A	West Virginia	57 79	64	H	Abilene Christian	71 65	140	H	Idaho	78 62
8	A	Texas	62 86	34	H	West Virginia	42 69	67	A	Santa Clara	70 75	159	N	Fordham	62 48
17	A	Oklahoma St.	57 70	35	A	Oklahoma	53 92	95	A	TCU	48 69	189	H	Kansas	54 44
17	H	Oklahoma St.	46 69	37	N	Washington	73 77	95	H	TCU	69 78	201	H	Idaho St.	79 64
				45	H	Kansas St.	53 65	96	H	Iowa St.	69 66	230	H	Grambling	70 55
												289	H	Niagara	79 45
												305	H	Southeastern La.	113 51
												322	H	Incarnate Word	70 55
												334	H	Ark.-Pine Bluff	84 40
LAST 12 Division I GAMES:															
17	A	Oklahoma St.	57 70	96	H	Iowa St.	69 66								
34	H	West Virginia	42 69	95	A	TCU	48 69								
189	H	Kansas	54 44	34	A	West Virginia	57 79								
4	A	Baylor	43 69	17	H	Oklahoma St.	46 69								
45	H	Kansas St.	53 65	8	A	Texas	62 86								
35	A	Oklahoma	53 92	95	H	TCU	69 78								

Non-Div I Games:

Texas Tech

■ Loss,
■ Non-Conf,
■ S Site,
■ H Home
■ A Away
N Neutral

Texas-Arlington

Through Games Of Feb. 10, 2016

Average RPI Win:	239	WON-LOST	WINNING	LAST 10	STRENGTH OF	OPP. STRENGTH	TEAM	ADJ.	CONF.	ADJ CONF.
Average RPI Loss:	120	RECORD	PCT. RANK	GAMES	SCHEDULE	OF SCHEDULE	RPI	RPI	RPI	RPI
DIV. I ONLY	10- 11	187	5- 5	128	187	145	145	16	16	
DIV. I NON-CONF.	4- 5	193	0- 0	25	106	104	104	14	14	
TOTALS	RPI 1-25	RPI 26-50	W-L RECORDS	RPI 51-100	RPI 101-150	RPI 150+				
10- 11	0- 1	0- 2	OVERALL	0- 2	0- 1	10- 5				
2- 6	0- 0	0- 1	HOME	0- 2	0- 0	2- 3				
8- 5	0- 1	0- 1	AWAY	0- 0	0- 1	8- 2				
0- 0	0- 0	0- 0	NEUTRAL	0- 0	0- 0	0- 0				
4- 5	0- 1	0- 2	NON-CONFERENCE	0- 1	0- 0	4- 1				
1- 3	0- 0	0- 1	HOME	0- 1	0- 0	1- 1				
3- 2	0- 1	0- 1	AWAY	0- 0	0- 0	3- 0				
0- 0	0- 0	0- 0	NEUTRAL	0- 0	0- 0	0- 0				
6- 6	0- 0	0- 0	CONFERENCE	0- 1	0- 1	6- 4				
1- 3	0- 0	0- 0	HOME	0- 1	0- 0	1- 2				
5- 3	0- 0	0- 0	AWAY	0- 0	0- 1	5- 2				
0- 0	0- 0	0- 0	NEUTRAL	0- 0	0- 0	0- 0				

RPI 1-25				RPI 26-50				RPI 51-100				RPI 101+ Team's RPI: 145			
RPI	S	Opponent	Score	RPI	S	Opponent	Score	RPI	S	Opponent	Score	RPI	S	Opponent	Score
4	A	Baylor	20 62	29	H	Seton Hall	54 61	52	H	Arkansas St.	71 78	125	A	La.-Lafayette	52 63
				45	A	Kansas St.	41 61	58	H	Western Ky.	64 73	169	H	Jacksonville	56 54
												170	H	McNeese St.	57 63
												171	H	Little Rock	55 59
												191	A	Troy	71 88
												202	A	Texas St.	80 48
												212	A	South Ala.	55 59
												229	A	UTSA	51 47
												233	A	Stephen F. Austin	67 63
												236	A	Appalachian St.	76 45
												237	A	Houston Baptist	64 40
												262	A	Georgia St.	74 45
												262	H	Georgia St.	63 68
												269	A	Ga. Southern	53 41
												269	H	Ga. Southern	70 31
												281	A	La.-Monroe	60 50
LAST 12 Division I GAMES:															
202	A	Texas St.	80 48	52	H	Arkansas St.	71 78								
262	A	Georgia St.	74 45	212	A	South Ala.	55 59								
269	A	Ga. Southern	53 41	191	A	Troy	71 88								
125	A	La.-Lafayette	52 63	236	A	Appalachian St.	76 45								
281	A	La.-Monroe	60 50	269	H	Ga. Southern	70 31								
171	H	Little Rock	55 59	262	H	Georgia St.	63 68								

Non-Div I Games: Missouri Valley 96 30

Texas-Arlington

■ Loss,
 ■ Non-Conf, S Site,
 ■ Home
 ■ Away
 N Neutral

Average RPI Win:	227	WON-LOST	WINNING	LAST 10	STRENGTH OF	OPP. STRENGTH	TEAM	ADJ.	CONF.	ADJ CONF.
Average RPI Loss:	73	RECORD	PCT. RANK	GAMES	SCHEDULE	OF SCHEDULE	RPI	RPI	RPI	RPI
DIV. I ONLY	13- 9	120	8- 2	119	126	108	108	11	11	
DIV. I NON-CONF.	5- 6	180	1- 0	50	87	130	130	13	13	
TOTALS	RPI 1-25	RPI 26-50	W-L RECORDS	RPI 51-100	RPI 101-150	RPI 150+				
13- 9	0- 1	0- 3	OVERALL	1- 1	3- 4	9- 0				
7- 2	0- 0	0- 1	HOME	0- 0	2- 1	5- 0				
4- 5	0- 0	0- 0	AWAY	0- 0	1- 0	3- 0				
2- 2	0- 0	0- 1	NEUTRAL	1- 0	0- 1	1- 0				
5- 6	0- 1	0- 3	NON-CONFERENCE	1- 0	0- 2	4- 0				
2- 2	0- 0	0- 1	HOME	0- 0	0- 1	2- 0				
1- 2	0- 1	0- 1	AWAY	0- 0	0- 0	1- 0				
2- 2	0- 0	0- 1	NEUTRAL	1- 0	0- 1	1- 0				
8- 3	0- 0	0- 0	CONFERENCE	0- 1	3- 2	5- 0				
5- 0	0- 0	0- 0	HOME	0- 0	2- 0	3- 0				
3- 3	0- 0	0- 0	AWAY	0- 1	1- 2	2- 0				
0- 0	0- 0	0- 0	NEUTRAL	0- 0	0- 0	0- 0				

RPI 1-25				RPI 26-50				RPI 51-100				RPI 101+ Team's RPI: 108			
RPI	S	Opponent	Score	RPI	S	Opponent	Score	RPI	S	Opponent	Score	RPI	S	Opponent	Score
1	A	Notre Dame	39 74	30	A	St. Bonaventure	63 74	63	A	Ball St.	69 75	104	H	Arizona	59 62
				47	H	Dayton	57 83	98	N	VCU	80 61	109	A	Akron	71 81
				50	N	Albany (NY)	55 63					111	A	Eastern Mich.	41 59
												116	A	Western Mich.	80 68
												116	H	Western Mich.	80 73
												137	H	Buffalo	71 60
												144	N	Harvard	70 76
												218	A	Ill.-Chicago	60 51
												231	N	Columbia	88 75
												238	H	Bowling Green	75 61
												245	H	Northern Ill.	66 59
												257	A	Miami (OH)	55 50
												302	H	Cleveland St.	66 53
												329	A	Kent St.	67 64
												329	H	Kent St.	73 67
												334	H	Ark.-Pine Bluff	74 47
LAST 12 Division I GAMES:															
137	H	Buffalo	71 60	245	H	Northern Ill.	66 59								
329	A	Kent St.	67 64	257	A	Miami (OH)	55 50								
116	A	Western Mich.	80 68	116	H	Western Mich.	80 73								
238	H	Bowling Green	75 61	329	H	Kent St.	73 67								
111	A	Eastern Mich.	41 59	63	A	Ball St.	69 75								
109	A	Akron	71 81	334	H	Ark.-Pine Bluff	74 47								

Non-Div I Games:

Toledo

■ Loss,
 ■ Non-Conf, S Site,
 ■ Home
 ■ Away
 N Neutral

Average RPI Win:	196	WON-LOST	WINNING	LAST 10	STRENGTH OF	OPP. STRENGTH	TEAM	ADJ.	CONF.	ADJ CONF.
Average RPI Loss:	170	RECORD	PCT. RANK	GAMES	SCHEDULE	OF SCHEDULE	RPI	RPI	RPI	RPI
DIV. I ONLY	5- 17	298	1- 9	193	206	291	291	13	13	
DIV. I NON-CONF.	3- 8	258	1- 0	260	287	295	295	12	12	
TOTALS	RPI 1-25	RPI 26-50	W-L RECORDS	RPI 51-100	RPI 101-150	RPI 150+				
5- 17	0- 0	0- 0	OVERALL	1- 5	0- 1	4- 11				
3- 7	0- 0	0- 0	HOME	1- 3	0- 0	2- 4				
1- 10	0- 0	0- 0	AWAY	0- 2	0- 1	1- 7				
1- 0	0- 0	0- 0	NEUTRAL	0- 0	0- 0	1- 0				
3- 8	0- 0	0- 0	NON-CONFERENCE	0- 2	0- 1	3- 5				
2- 2	0- 0	0- 0	HOME	0- 1	0- 0	2- 1				
0- 6	0- 0	0- 0	AWAY	0- 1	0- 1	0- 4				
1- 0	0- 0	0- 0	NEUTRAL	0- 0	0- 0	1- 0				
2- 9	0- 0	0- 0	CONFERENCE	1- 3	0- 0	1- 6				
1- 5	0- 0	0- 0	HOME	1- 2	0- 0	0- 3				
1- 4	0- 0	0- 0	AWAY	0- 1	0- 0	1- 3				
0- 0	0- 0	0- 0	NEUTRAL	0- 0	0- 0	0- 0				

RPI S	Opponent	Score	RPI S	Opponent	Score	RPI S	Opponent	Score	RPI S	Opponent	Score	Team's RPI: 291
						53	H James Madison	57 64	105	A Georgetown	46 82	
						56	H Auburn	52 74	165	A Cornell	60 88	
						69	H Elon	85 78	176	A Col. of Charleston	55 67	
						78	A Hofstra	60 64	177	A George Mason	76 88	
						78	H Hofstra	56 74	180	H UMBC	61 51	
						86	A Minnesota	86 105	194	A Delaware	64 69	
									194	H Delaware	62 66	
									195	A Northeastern	72 71	
									197	H William & Mary	54 73	
									228	N Western Ill.	83 77	
									239	A UNCW	51 53	
									239	H UNCW	49 52	
									252	H Coppin St.	69 81	
									292	A Rider	72 78	
									301	A North Florida	72 74	
									310	H UMKC	70 47	
LAST 12 Division I GAMES:												
			78	H Hofstra	56 74		194	A Delaware	64 69			
			194	H Delaware	62 66		69	H Elon	85 78			
			176	A Col. of Charleston	55 67		239	H UNCW	49 52			
			239	A UNCW	51 53		197	H William & Mary	54 73			
			78	A Hofstra	60 64		195	A Northeastern	72 71			
			53	H James Madison	57 64		310	H UMKC	70 47			

Non-Div I Games:

Towson

■ Loss,
■ Non-Conf,
■ S Site,
■ H Home
■ A Away
N Neutral

Average RPI Win: 243	WON-LOST	WINNING	LAST 10	STRENGTH OF	OPP. STRENGTH	TEAM	ADJ.	CONF.	ADJ CONF.
Average RPI Loss: 144	RECORD	PCT. RANK	GAMES	SCHEDULE	OF SCHEDULE	RPI	RPI	RPI	RPI
DIV. I ONLY	8- 11	216	4- 6	158	248	191	191	16	16
DIV. I NON-CONF.	3- 4	197	0- 0	196	327	156	156	14	14
TOTALS	RPI 1-25	RPI 26-50	W-L RECORDS	RPI 51-100	RPI 101-150	RPI 150+			
8- 11	0- 0	0- 0	OVERALL	0- 3	1- 3	7- 5			
4- 3	0- 0	0- 0	HOME	0- 1	1- 0	3- 2			
4- 8	0- 0	0- 0	AWAY	0- 2	0- 3	4- 3			
0- 0	0- 0	0- 0	NEUTRAL	0- 0	0- 0	0- 0			
3- 4	0- 0	0- 0	NON-CONFERENCE	0- 1	0- 2	3- 1			
1- 0	0- 0	0- 0	HOME	0- 0	0- 0	1- 0			
2- 4	0- 0	0- 0	AWAY	0- 1	0- 2	2- 1			
0- 0	0- 0	0- 0	NEUTRAL	0- 0	0- 0	0- 0			
5- 7	0- 0	0- 0	CONFERENCE	0- 2	1- 1	4- 4			
3- 3	0- 0	0- 0	HOME	0- 1	1- 0	2- 2			
2- 4	0- 0	0- 0	AWAY	0- 1	0- 1	2- 2			
0- 0	0- 0	0- 0	NEUTRAL	0- 0	0- 0	0- 0			

RPI S	Opponent	Score	RPI S	Opponent	Score	RPI S	Opponent	Score	RPI S	Opponent	Score	Team's RPI: 191
						52	A Arkansas St.	80 94	110	A Belmont	93 102	
						52	H Arkansas St.	81 101	121	A Samford	69 73	
						57	A Vanderbilt	43 97	125	A La.-Lafayette	53 56	
									145	H Texas-Arlington	88 71	
									166	A UAB	67 89	
									171	A Little Rock	64 79	
									171	H Little Rock	78 71	
									202	H Texas St.	112 79	
									212	H South Ala.	71 75	
									236	H Appalachian St.	81 96	
									262	A Georgia St.	97 90	
									269	A Ga. Southern	81 66	
									281	A La.-Monroe	73 77	
									285	A Alabama St.	73 59	
									305	A Southeastern La.	100 90	
									308	H Nicholls St.	104 51	
LAST 12 Division I GAMES:												
			52	A Arkansas St.	80 94		202	H Texas St.	112 79			
			171	A Little Rock	64 79		145	H Texas-Arlington	88 71			
			236	H Appalachian St.	81 96		269	A Ga. Southern	81 66			
			212	H South Ala.	71 75		262	A Georgia St.	97 90			
			125	A La.-Lafayette	53 56		171	H Little Rock	78 71			
			281	A La.-Monroe	73 77		52	H Arkansas St.	81 101			

Non-Div I Games: West Ala. 103 72 Fort Valley St. 118 72

Troy

T
u
l
a
n
e

Tulane				Through Games Of Feb. 10, 2016						
Average RPI Win:	189	WON-LOST	WINNING	LAST 10	STRENGTH OF	OPP. STRENGTH	TEAM	ADJ.	CONF.	ADJ CONF.
Average RPI Loss:	42	RECORD	PCT. RANK	GAMES	SCHEDULE	OF SCHEDULE	RPI	RPI	RPI	RPI
DIV. I ONLY	16- 8	87	6- 4	95	75	82	82	8	8	
DIV. I NON-CONF.	9- 3	69	0- 0	63	91	50	50	7	7	

TOTALS	RPI 1-25	RPI 26-50		W-L RECORDS	RPI 51-100	RPI 101-150		RPI 150+		
16- 8	0- 3	0- 3		OVERALL	2- 1	2- 1		12- 0		
10- 3	0- 1	0- 1		HOME	1- 1	1- 0		8- 0		
5- 3	0- 1	0- 1		AWAY	0- 0	1- 1		4- 0		
1- 2	0- 1	0- 1		NEUTRAL	1- 0	0- 0		0- 0		
9- 3	0- 2	0- 1		NON-CONFERENCE	2- 0	2- 0		5- 0		
7- 0	0- 0	0- 0		HOME	1- 0	1- 0		5- 0		
1- 1	0- 1	0- 0		AWAY	0- 0	1- 0		0- 0		
1- 2	0- 1	0- 1		NEUTRAL	1- 0	0- 0		0- 0		
7- 5	0- 1	0- 2		CONFERENCE	0- 1	0- 1		7- 0		
3- 3	0- 1	0- 1		HOME	0- 1	0- 0		3- 0		
4- 2	0- 0	0- 1		AWAY	0- 0	0- 1		4- 0		
0- 0	0- 0	0- 0		NEUTRAL	0- 0	0- 0		0- 0		

RPI 1-25				RPI 26-50				RPI 51-100				Team's RPI: 82		RPI 101+							
RPI	S	Opponent	Score	RPI	S	Opponent	Score	RPI	S	Opponent	Score			RPI	S	Opponent	Score				
2	H	UConn	38 96	39	N	Rutgers	51 75	59	H	Temple	54 72			115	A	Memphis	67 83				
14	A	Florida St.	72 78	42	A	South Fla.	65 77	79	H	Saint Louis	66 58			117	H	LSU	67 63				
20	N	Green Bay	58 79	42	H	South Fla.	67 71	97	N	Virginia	67 62			139	A	Ole Miss	61 59				
																		154	A	SMU	54 42
																		170	H	McNeese St.	74 55
																		171	H	Little Rock	69 53
																		172	A	East Carolina	66 51
																		172	H	East Carolina	78 73
																		178	H	Southern U.	77 48
																		184	A	Tulsa	71 47
																		254	A	Houston	59 56
																		254	H	Houston	70 48
																		264	H	UCF	75 54
																		288	H	UNCG	74 53
																		327	H	Jackson St.	92 49
LAST 12 Division I GAMES:																					

Average RPI Win:	183	WON-LOST	WINNING	LAST 10	STRENGTH OF	OPP. STRENGTH	TEAM	ADJ.	CONF.	ADJ CONF.
Average RPI Loss:	113	RECORD	PCT. RANK	GAMES	SCHEDULE	OF SCHEDULE	RPI	RPI	RPI	RPI
DIV. I ONLY	9- 15	240	4- 6	114	71	184	184	8	8	
DIV. I NON-CONF.	3- 8	258	0- 0	119	93	212	212	7	7	
TOTALS	RPI 1-25	RPI 26-50	W-L RECORDS	RPI 51-100	RPI 101-150	RPI 150+				
9- 15	0- 2	0- 2	OVERALL	0- 4	2- 2	7- 5				
4- 8	0- 1	0- 2	HOME	0- 1	0- 1	4- 3				
5- 5	0- 1	0- 0	AWAY	0- 2	2- 1	3- 1				
0- 2	0- 0	0- 0	NEUTRAL	0- 1	0- 0	0- 1				
3- 8	0- 0	0- 2	NON-CONFERENCE	0- 2	1- 1	2- 3				
1- 4	0- 0	0- 2	HOME	0- 0	0- 0	1- 2				
2- 2	0- 0	0- 0	AWAY	0- 1	1- 1	1- 0				
0- 2	0- 0	0- 0	NEUTRAL	0- 1	0- 0	0- 1				
6- 7	0- 2	0- 0	CONFERENCE	0- 2	1- 1	5- 2				
3- 4	0- 1	0- 0	HOME	0- 1	0- 1	3- 1				
3- 3	0- 1	0- 0	AWAY	0- 1	1- 0	2- 1				
0- 0	0- 0	0- 0	NEUTRAL	0- 0	0- 0	0- 0				

RPI 1-25				RPI 26-50				RPI 51-100				RPI 101+ Team's RPI: 184			
RPI	S	Opponent	Score	RPI	S	Opponent	Score	RPI	S	Opponent	Score	RPI	S	Opponent	Score
2	A	UConn	35 95	35	H	Oklahoma	62 75	59	A	Temple	46 66	115	A	Memphis	65 59
2	H	UConn	30 94	45	H	Kansas St.	67 75	79	A	Saint Louis	73 82	115	H	Memphis	58 69
								82	H	Tulane	47 71	128	A	Arkansas	74 67
								99	N	Drake	80 91	129	A	UNI	59 75
												154	H	SMU	56 54
												157	H	Oral Roberts	53 59
												171	A	Little Rock	74 63
												172	A	East Carolina	55 54
												172	H	East Carolina	81 79
												177	N	George Mason	63 64
												204	H	Cincinnati	53 55
												230	H	Grambling	79 51
												244	H	Indiana St.	63 67
												254	A	Houston	79 62
												254	H	Houston	44 28
												264	A	UCF	74 75
LAST 12 Division I GAMES:															
254	H	Houston	44 28	82	H	Tulane	47 71								
172	A	East Carolina	55 54	204	H	Cincinnati	53 55								
264	A	UCF	74 75	115	A	Memphis	65 59								
2	H	UConn	30 94	59	A	Temple	46 66								
115	H	Memphis	58 69	2	A	UConn	35 95								
254	A	Houston	79 62	154	H	SMU	56 54								

Non-Div I Games:

Tulsa

■ Loss,
 ■ Non-Conf,
 ■ S Site,
 ■ H Home
 ■ A Away
 N Neutral

Average RPI Win:	220	WON-LOST	WINNING	LAST 10	STRENGTH OF	OPP. STRENGTH	TEAM	ADJ.	CONF.	ADJ CONF.
Average RPI Loss:	114	RECORD	PCT. RANK	GAMES	SCHEDULE	OF SCHEDULE	RPI	RPI	RPI	RPI
DIV. I ONLY	11- 11	167	4- 6	171	141	166	166	12	12	
DIV. I NON-CONF.	7- 4	110	1- 0	216	258	132	132	10	10	
TOTALS	RPI 1-25	RPI 26-50	W-L RECORDS	RPI 51-100	RPI 101-150	RPI 150+				
11- 11	0- 2	0- 1	OVERALL	1- 3	1- 2	9- 3				
7- 2	0- 0	0- 0	HOME	1- 1	1- 1	5- 0				
3- 8	0- 2	0- 0	AWAY	0- 2	0- 1	3- 3				
1- 1	0- 0	0- 1	NEUTRAL	0- 0	0- 0	1- 0				
7- 4	0- 1	0- 1	NON-CONFERENCE	0- 1	1- 1	6- 0				
5- 0	0- 0	0- 0	HOME	0- 0	1- 0	4- 0				
1- 3	0- 1	0- 0	AWAY	0- 1	0- 1	1- 0				
1- 1	0- 0	0- 1	NEUTRAL	0- 0	0- 0	1- 0				
4- 7	0- 1	0- 0	CONFERENCE	1- 2	0- 1	3- 3				
2- 2	0- 0	0- 0	HOME	1- 1	0- 1	1- 0				
2- 5	0- 1	0- 0	AWAY	0- 1	0- 0	2- 3				
0- 0	0- 0	0- 0	NEUTRAL	0- 0	0- 0	0- 0				

RPI 1-25				RPI 26-50				RPI 51-100				RPI 101+ Team's RPI: 166			
RPI	S	Opponent	Score	RPI	S	Opponent	Score	RPI	S	Opponent	Score	RPI	S	Opponent	Score
14	A	Florida St.	44 84	40	N	North Carolina St.	56 67	56	A	Auburn	71 85	110	A	Belmont	62 63
24	A	UTEP	54 62					58	H	Western Ky.	49 63	121	H	Samford	61 41
								80	A	Middle Tenn.	40 68	134	H	Marshall	61 64
								92	H	Charlotte	75 57	158	H	Old Dominion	58 55
												163	A	Fla. Atlantic	67 62
												191	H	Troy	89 67
												199	A	North Texas	51 53
												212	A	South Ala.	53 39
												229	A	UTSA	52 54
												240	A	Rice	64 55
												242	N	High Point	56 46
												306	A	FIU	61 72
												315	H	South Carolina St.	71 38
												334	H	Ark.-Pine Bluff	82 32
												347	H	Mississippi Val.	80 33
LAST 12 Division I GAMES:															
163	A	Fla. Atlantic	67 62	92	H	Charlotte	75 57	158	H	Old Dominion	58 55	24	A	UTEP	54 62
306	A	FIU	61 72	58	H	Western Ky.	49 63	229	A	UTSA	52 54	80	A	Middle Tenn.	40 68
134	H	Marshall	61 64	199	A	North Texas	51 53	80	A	Middle Tenn.	40 68	121	H	Samford	61 41
58	H	Western Ky.	49 63	240	A	Rice	64 55								

Non-Div I Games:

UAB

■ Loss,
 ■ Non-Conf, S Site,
 ■ Home
 ■ Away
 N Neutral

U
C
D
a
v
i
s

U
C
D
a
v
i
s

UC Davis

Page 299

Average RPI Win:	331	WON-LOST	WINNING	LAST 10	STRENGTH OF	OPP. STRENGTH	TEAM	ADJ.	CONF.	ADJ CONF.
Average RPI Loss:	162	RECORD	PCT. RANK	GAMES	SCHEDULE	OF SCHEDULE	RPI	RPI	RPI	RPI
DIV. I ONLY	3- 19	334	1- 9	279	166	323	323	22	22	
DIV. I NON-CONF.	2- 11	306	0- 3	291	79	321	321	22	22	
TOTALS	RPI 1-25	RPI 26-50	W-L RECORDS	RPI 51-100	RPI 101-150	RPI 150+				
3- 19	0- 1	0- 3	OVERALL	0- 1	0- 1	3- 13				
1- 7	0- 0	0- 1	HOME	0- 0	0- 1	1- 5				
2- 11	0- 0	0- 0	AWAY	0- 0	0- 0	2- 1				
0- 1	0- 0	0- 1	NEUTRAL	0- 0	0- 0	0- 0				
2- 11	0- 1	0- 3	NON-CONFERENCE	0- 0	0- 0	2- 7				
1- 3	0- 0	0- 1	HOME	0- 0	0- 0	1- 2				
1- 7	0- 1	0- 1	AWAY	0- 0	0- 0	1- 5				
0- 1	0- 0	0- 1	NEUTRAL	0- 0	0- 0	0- 0				
1- 8	0- 0	0- 0	CONFERENCE	0- 1	0- 1	1- 6				
0- 4	0- 0	0- 0	HOME	0- 0	0- 1	0- 3				
1- 4	0- 0	0- 0	AWAY	0- 1	0- 0	1- 3				
0- 0	0- 0	0- 0	NEUTRAL	0- 0	0- 0	0- 0				

RPI	S	Opponent	Score	RPI	S	Opponent	Score	RPI	S	Opponent	Score	RPI	S	Opponent	Score	Team's RPI: 323
10	A	UCLA	48 83	26	A	Southern California	56 75	70	A	UC Riverside	69 93	148	H	Long Beach St.	65 71	
				31	H	St. John's (NY)	63 85					151	A	Hawaii	35 59	
				46	N	Princeton	42 83					151	H	Hawaii	65 83	
												187	A	UC Davis	61 74	
												193	A	UNLV	52 72	
												198	A	Cal Poly	38 50	
												198	H	Cal Poly	54 72	
												200	A	San Jose St.	58 79	
												206	A	Sacramento St.	78 126	
												232	H	Grand Canyon	53 58	
												241	A	Loyola Marymount	50 95	
												246	A	CSU Bakersfield	39 65	
												260	H	Northern Ariz.	55 71	
												283	H	CSUN	64 83	
												326	H	Nevada	68 64	
												328	A	Southern Utah	63 58	
												340	A	Cal St. Fullerton	62 58	
LAST 12 Division I GAMES:																
198	A	Cal Poly	38 50	187	A	UC Davis	61 74									
151	A	Hawaii	35 59	198	H	Cal Poly	54 72									
283	H	CSUN	64 83	70	A	UC Riverside	69 93									
340	A	Cal St. Fullerton	62 58	246	A	CSU Bakersfield	39 65									
151	H	Hawaii	65 83	26	A	Southern California	56 75									
148	H	Long Beach St.	65 71	206	A	Sacramento St.	78 126									

Non-Div I Games: San Diego Christian78 49

UC Irvine

■ Loss,
 ■ Non-Conf, S Site,
 ■ Home
 ■ Away
 N Neutral

UC Riverside

Through Games Of Feb. 10, 2016

Average RPI Win:	225	WON-LOST	WINNING	LAST 10	STRENGTH OF	OPP. STRENGTH	TEAM	ADJ.	CONF.	ADJ CONF.
Average RPI Loss:	48	RECORD	PCT. RANK	GAMES	SCHEDULE	OF SCHEDULE	RPI	RPI	RPI	RPI
DIV. I ONLY	15- 7	81	9- 1	122	152	70	70	22	22	
DIV. I NON-CONF.	7- 7	160	2- 2	83	62	94	94	22	22	
TOTALS	RPI 1-25	RPI 26-50	W-L RECORDS	RPI 51-100	RPI 101-150	RPI 150+				
15- 7	0- 3	0- 1	OVERALL	0- 2	2- 1	13- 0				
8- 1	0- 1	0- 0	HOME	0- 0	1- 0	7- 0				
6- 6	0- 2	0- 1	AWAY	0- 2	1- 1	5- 0				
1- 0	0- 0	0- 0	NEUTRAL	0- 0	0- 0	1- 0				
7- 7	0- 3	0- 1	NON-CONFERENCE	0- 2	1- 1	6- 0				
3- 1	0- 1	0- 0	HOME	0- 0	1- 0	2- 0				
3- 6	0- 2	0- 1	AWAY	0- 2	0- 1	3- 0				
1- 0	0- 0	0- 0	NEUTRAL	0- 0	0- 0	1- 0				
8- 0	0- 0	0- 0	CONFERENCE	0- 0	1- 0	7- 0				
5- 0	0- 0	0- 0	HOME	0- 0	0- 0	5- 0				
3- 0	0- 0	0- 0	AWAY	0- 0	1- 0	2- 0				
0- 0	0- 0	0- 0	NEUTRAL	0- 0	0- 0	0- 0				

RPI 1-25				RPI 26-50				RPI 51-100 Team's RPI: 70				RPI 101+			
RPI	S	Opponent	Score	RPI	S	Opponent	Score	RPI	S	Opponent	Score	RPI	S	Opponent	Score
7	A	Oregon St.	65 86	37	A	Washington	43 78	61	A	Oregon	81 95	120	A	San Francisco	76 88
10	H	UCLA	56 70					77	A	California	58 64	135	H	Fresno St.	86 68
24	A	UTEP	57 68									148	A	Long Beach St.	78 60
												151	A	Hawaii	77 74
												187	H	UC Davis	80 73
												196	N	Southeast Mo. St.	85 67
												198	H	Cal Poly	93 83
												232	A	Grand Canyon	85 67
												241	H	Loyola Marymount	80 62
												246	H	CSU Bakersfield	81 61
												248	A	San Diego St.	85 68
												251	A	Seattle	92 70
												267	A	UC Santa Barbara	83 53
												267	H	UC Santa Barbara	92 81
												283	H	CSUN	83 76
												323	H	UC Irvine	93 69
LAST 12 Division I GAMES:															
283	H	CSUN	83 76	267	A	UC Santa Barbara	83 53								
187	H	UC Davis	80 73	323	H	UC Irvine	93 69								
198	H	Cal Poly	93 83	232	A	Grand Canyon	85 67								
267	H	UC Santa Barbara	92 81	10	H	UCLA	56 70								
151	A	Hawaii	77 74	251	A	Seattle	92 70								
148	A	Long Beach St.	78 60	37	A	Washington	43 78								

Non-Div I Games:

UC Riverside

■ Loss,
 ■ Non-Conf,
 ■ S Site,
 ■ Home
 ■ Away
 N Neutral

Average RPI Win:	270	WON-LOST	WINNING	LAST 10	STRENGTH OF	OPP. STRENGTH	TEAM	ADJ.	CONF.	ADJ CONF.
Average RPI Loss:	138	RECORD	PCT. RANK	GAMES	SCHEDULE	OF SCHEDULE	RPI	RPI	RPI	RPI
DIV. I ONLY	7- 15	267	6- 4	196	226	267	267	22	22	
DIV. I NON-CONF.	2- 11	306	1- 1	182	226	305	305	22	22	
TOTALS	RPI 1-25	RPI 26-50	W-L RECORDS	RPI 51-100	RPI 101-150	RPI 150+				
7- 15	0- 0	0- 0	OVERALL	0- 6	0- 3	7- 6				
5- 5	0- 0	0- 0	HOME	0- 2	0- 0	5- 3				
2- 10	0- 0	0- 0	AWAY	0- 4	0- 3	2- 3				
0- 0	0- 0	0- 0	NEUTRAL	0- 0	0- 0	0- 0				
2- 11	0- 0	0- 0	NON-CONFERENCE	0- 4	0- 3	2- 4				
2- 3	0- 0	0- 0	HOME	0- 1	0- 0	2- 2				
0- 8	0- 0	0- 0	AWAY	0- 3	0- 3	0- 2				
0- 0	0- 0	0- 0	NEUTRAL	0- 0	0- 0	0- 0				
5- 4	0- 0	0- 0	CONFERENCE	0- 2	0- 0	5- 2				
3- 2	0- 0	0- 0	HOME	0- 1	0- 0	3- 1				
2- 2	0- 0	0- 0	AWAY	0- 1	0- 0	2- 1				
0- 0	0- 0	0- 0	NEUTRAL	0- 0	0- 0	0- 0				

RPI 1-25				RPI 26-50				RPI 51-100				RPI 101+				Team's RPI: 267	
RPI	S	Opponent	Score	RPI	S	Opponent	Score	RPI	S	Opponent	Score	RPI	S	Opponent	Score		
								61	A	Oregon	51	79	117	A	LSU	50	68
								67	A	Santa Clara	48	66	125	A	La.-Lafayette	42	61
								67	H	Santa Clara	37	48	140	A	Idaho	42	64
								68	A	Washington St.	44	61	151	H	Hawaii	62	63
								70	A	UC Riverside	81	92	187	A	UC Davis	51	80
								70	H	UC Riverside	53	83	187	H	UC Davis	66	59
													188	H	UTRGV	60	62
													198	H	Cal Poly	78	67
													241	H	Loyola Marymount	63	70
													246	H	CSU Bakersfield	61	60
													249	A	Wyoming	67	76
													268	A	Pepperdine	69	71
													283	A	CSUN	65	49
													295	H	Morehead St.	93	78
													340	A	Cal St. Fullerton	65	47
													340	H	Cal St. Fullerton	79	49
LAST 12 Division I GAMES:																	
				151	H	Hawaii	62	63					340	A	Cal St. Fullerton	65	47
				340	H	Cal St. Fullerton	79	49					70	H	UC Riverside	53	83
				187	A	UC Davis	51	80					198	H	Cal Poly	78	67
				70	A	UC Riverside	81	92					295	H	Morehead St.	93	78
				187	H	UC Davis	66	59					67	A	Santa Clara	48	66
				283	A	CSUN	65	49					125	A	La.-Lafayette	42	61

Non-Div I Games: La Verne 89 41

UC Santa Barbara

■ Loss,
 ■ Non-Conf,
 ■ S Site,
 ■ Home
 ■ A Away
 N Neutral

UCF										
Average RPI Win:	241	WON-LOST	WINNING	LAST 10	STRENGTH OF	OPP. STRENGTH	TEAM	ADJ.	CONF.	ADJ CONF.
Average RPI Loss:	115	RECORD	PCT. RANK	GAMES	SCHEDULE	OF SCHEDULE	RPI	RPI	RPI	RPI
DIV. I ONLY	5- 19	310	2- 8	132	85	264	264	8	8	
DIV. I NON-CONF.	3- 8	258	0- 0	157	150	255	255	7	7	

TOTALS	RPI 1-25	RPI 26-50	W-L RECORDS	RPI 51-100	RPI 101-150	RPI 150+				
5- 19	0- 3	0- 3	OVERALL	0- 2	0- 4	5- 7				
3- 9	0- 1	0- 2	HOME	0- 1	0- 2	3- 3				
2- 9	0- 1	0- 1	AWAY	0- 1	0- 2	2- 4				
0- 1	0- 1	0- 0	NEUTRAL	0- 0	0- 0	0- 0				
3- 8	0- 2	0- 1	NON-CONFERENCE	0- 0	0- 2	3- 3				
2- 4	0- 1	0- 1	HOME	0- 0	0- 1	2- 1				
1- 3	0- 0	0- 0	AWAY	0- 0	0- 1	1- 2				
0- 1	0- 1	0- 0	NEUTRAL	0- 0	0- 0	0- 0				
2- 11	0- 1	0- 2	CONFERENCE	0- 2	0- 2	2- 4				
1- 5	0- 0	0- 1	HOME	0- 1	0- 1	1- 2				
1- 6	0- 1	0- 1	AWAY	0- 1	0- 1	1- 2				
0- 0	0- 0	0- 0	NEUTRAL	0- 0	0- 0	0- 0				

RPI 1-25				RPI 26-50				RPI 51-100				RPI 101+ Team's RPI: 264			
RPI	S	Opponent	Score	RPI	S	Opponent	Score	RPI	S	Opponent	Score	RPI	S	Opponent	Score
2	A	UConn	51 106	31	H	St. John's (NY)	42 70	59	H	Temple	63 71	109	A	Akron	54 74
17	H	Oklahoma St.	55 74	42	A	South Fla.	63 108	82	A	Tulane	54 75	115	A	Memphis	59 75
22	N	Florida	79 93	42	H	South Fla.	49 88					115	H	Memphis	52 69
												137	H	Buffalo	60 66
												154	A	SMU	50 65
												172	H	East Carolina	56 71
												175	A	Stetson	68 83
												184	H	Tulsa	75 74
												192	H	Butler	63 71
												204	A	Cincinnati	80 60
												204	H	Cincinnati	50 68
												212	A	South Ala.	77 36
												254	A	Houston	55 64
												259	A	Omaha	60 75
												299	H	Florida A&M	93 55
												306	H	FIU	89 72
LAST 12 Division I GAMES:															
115	H	Memphis	52 69	2	A	UConn	51 106								
154	A	SMU	50 65	204	A	Cincinnati	80 60								
254	A	Houston	55 64	59	H	Temple	63 71								
184	H	Tulsa	75 74	82	A	Tulane	54 75								
115	A	Memphis	59 75	172	H	East Carolina	56 71								
42	H	South Fla.	49 88	42	A	South Fla.	63 108								

Non-Div I Games:

UCF

■ Loss,
 ■ Non-Conf,
 ■ S Site,
 ■ H Home
 ■ A Away
 N Neutral

Average RPI Win: 104
Average RPI Loss: 26

Average RPI Win: 104		WON-LOST	WINNING	LAST 10	STRENGTH OF	OPP. STRENGTH	TEAM	ADJ.	CONF.	ADJ CONF.
Average RPI Loss: 26		RECORD	PCT. RANK	GAMES	SCHEDULE	OF SCHEDULE	RPI	RPI	RPI	RPI
DIV. I ONLY		17- 6	50	7- 3	7	2	10	10	1	1
DIV. I NON-CONF.		8- 2	51	0- 0	19	22	14	14	1	1
TOTALS		RPI 1-25	RPI 26-50		W-L RECORDS		RPI 51-100	RPI 101-150	RPI 150+	
17- 6	2- 3	2- 2		OVERALL		7- 1	1- 0		5- 0	
9- 1	2- 1	2- 0		HOME		3- 0	0- 0		2- 0	
7- 4	0- 0	0- 0		AWAY		4- 0	1- 0		2- 0	
1- 1	0- 1	0- 0		NEUTRAL		0- 0	0- 0		1- 0	
8- 2	0- 2	1- 0		NON-CONFERENCE		3- 0	0- 0		4- 0	
4- 1	0- 1	1- 0		HOME		1- 0	0- 0		2- 0	
3- 0	0- 0	0- 0		AWAY		2- 0	0- 0		1- 0	
1- 1	0- 1	0- 0		NEUTRAL		0- 0	0- 0		1- 0	
9- 4	2- 1	1- 2		CONFERENCE		4- 1	1- 0		1- 0	
5- 0	2- 0	1- 0		HOME		2- 0	0- 0		0- 0	
4- 4	0- 1	0- 2		AWAY		2- 1	1- 0		1- 0	
0- 0	0- 0	0- 0		NEUTRAL		0- 0	0- 0		0- 0	

RPI	S	Opponent	Score
1	N	Notre Dame	84-92
3	H	South Carolina	65-68
6	H	Stanford	56-36
7	H	Oregon St.	71-51
9	A	Arizona St.	61-65

RPI	S	Opponent	Score
26	A	Southern California	68-71
26	H	Southern California	78-73
31	H	St. John's (NY)	73-58
37	A	Washington	56-64

RPI	S	Opponent	Score
53	H	James Madison	90-61
61	H	Oregon	80-69
68	A	Washington St.	75-73
70	A	UC Riverside	70-56
71	A	Utah	69-63
76	A	Michigan	86-77
77	A	California	104-108
77	H	California	75-56

RPI	S	Opponent	Score
104	A	Arizona	73-39
164	N	Louisiana Tech	68-57
179	A	Colorado	82-64
206	A	Sacramento St.	109-76
246	H	CSU Bakersfield	82-68
323	H	UC Irvine	83-48

LAST 12 Division I GAMES:			
104	A	Arizona	73-39
9	A	Arizona St.	61-65
71	A	Utah	69-63
179	A	Colorado	82-64
6	H	Stanford	56-36
77	H	California	75-56
68	A	Washington St.	75-73
37	A	Washington	56-64
26	A	Southern California	68-71
7	H	Oregon St.	71-51
61	H	Oregon	80-69
26	H	Southern California	78-73

Non-Div I Games:

UCLA

■ Loss, ■ Non-Conf, S Site, H Home A Away N Neutral

Average RPI Win:	107	WON-LOST	WINNING	LAST 10	STRENGTH OF	OPP. STRENGTH	TEAM	ADJ.	CONF.	ADJ CONF.
Average RPI Loss:	0	RECORD	PCT. RANK	GAMES	SCHEDULE	OF SCHEDULE	RPI	RPI	RPI	RPI
DIV. I ONLY	23- 0	1	10- 0	24	20	2	2	8	8	
DIV. I NON-CONF.	11- 0	1	1- 0	1	1	1	1	7	7	
TOTALS	RPI 1-25	RPI 26-50	W-L RECORDS	RPI 51-100	RPI 101-150	RPI 150+				
23- 0	6- 0	2- 0	OVERALL	4- 0	3- 0	8- 0				
9- 0	1- 0	1- 0	HOME	2- 0	2- 0	3- 0				
12- 0	3- 0	1- 0	AWAY	2- 0	1- 0	5- 0				
2- 0	2- 0	0- 0	NEUTRAL	0- 0	0- 0	0- 0				
11- 0	6- 0	1- 0	NON-CONFERENCE	2- 0	1- 0	1- 0				
4- 0	1- 0	1- 0	HOME	1- 0	1- 0	0- 0				
5- 0	3- 0	0- 0	AWAY	1- 0	0- 0	1- 0				
2- 0	2- 0	0- 0	NEUTRAL	0- 0	0- 0	0- 0				
12- 0	0- 0	1- 0	CONFERENCE	2- 0	2- 0	7- 0				
5- 0	0- 0	0- 0	HOME	1- 0	1- 0	3- 0				
7- 0	0- 0	1- 0	AWAY	1- 0	1- 0	4- 0				
0- 0	0- 0	0- 0	NEUTRAL	0- 0	0- 0	0- 0				

RPI	S	Opponent	Score	RPI	S	Opponent	Score	RPI	S	Opponent	Score	RPI	S	Opponent	Score
1	H	Notre Dame	91 81	42	A	South Fla.	75 59	55	A	Chattanooga	79 31	115	A	Memphis	86 46
3	A	South Carolina	66 54	45	H	Kansas St.	97 57	59	H	Temple	104 49	115	H	Memphis	83 40
5	A	Ohio St.	100 56					73	H	Nebraska	88 46	117	H	LSU	86 40
11	N	Maryland	83 73					82	A	Tulane	96 38	154	A	SMU	90 37
14	N	Florida St.	73 49									172	H	East Carolina	92 46
19	A	DePaul	86 70									184	A	Tulsa	94 30
												184	H	Tulsa	95 35
												204	A	Cincinnati	107 45
												254	A	Houston	76 37
												264	H	UCF	106 51
												298	A	Colgate	94 50
LAST 12 Division I GAMES:															
3	A	South Carolina	66 54	264	H	UCF	106 51	59	H	Temple	104 49				
172	H	East Carolina	92 46					115	A	Memphis	86 46				
82	A	Tulane	96 38					42	A	South Fla.	75 59				
115	H	Memphis	83 40					254	A	Houston	76 37				
184	A	Tulsa	94 30					184	H	Tulsa	95 35				
154	A	SMU	90 37												

Non-Div I Games:

UConn

Average RPI Win:	257	WON-LOST	WINNING	LAST 10	STRENGTH OF	OPP. STRENGTH	TEAM	ADJ.	CONF.	ADJ CONF.
Average RPI Loss:	127	RECORD	PCT. RANK	GAMES	SCHEDULE	OF SCHEDULE	RPI	RPI	RPI	RPI
DIV. I ONLY	13- 10	135	4- 6	256	208	180	180	15	15	
DIV. I NON-CONF.	9- 4	96	1- 1	316	214	176	176	18	18	
TOTALS	RPI 1-25	RPI 26-50	W-L RECORDS	RPI 51-100	RPI 101-150	RPI 150+				
13- 10	0- 0	0- 3	OVERALL	1- 3	0- 1	12- 3				
6- 5	0- 0	0- 2	HOME	1- 1	0- 1	5- 1				
6- 5	0- 0	0- 1	AWAY	0- 2	0- 0	6- 2				
1- 0	0- 0	0- 0	NEUTRAL	0- 0	0- 0	1- 0				
9- 4	0- 0	0- 1	NON-CONFERENCE	1- 1	0- 0	8- 2				
4- 2	0- 0	0- 1	HOME	1- 0	0- 0	3- 1				
4- 2	0- 0	0- 0	AWAY	0- 1	0- 0	4- 1				
1- 0	0- 0	0- 0	NEUTRAL	0- 0	0- 0	1- 0				
4- 6	0- 0	0- 2	CONFERENCE	0- 2	0- 1	4- 1				
2- 3	0- 0	0- 1	HOME	0- 1	0- 1	2- 0				
2- 3	0- 0	0- 1	AWAY	0- 1	0- 0	2- 1				
0- 0	0- 0	0- 0	NEUTRAL	0- 0	0- 0	0- 0				

RPI 1-25			RPI 26-50			RPI 51-100			RPI 101+ Team's RPI: 180		
RPI	S	Opponent	Score	RPI	S	Opponent	Score	RPI	S	Opponent	Score
				44	H	Penn	46 81	88	A	Maine	55 65
				50	A	Albany (NY)	39 63	88	H	Maine	38 72
				50	H	Albany (NY)	42 77	90	H	Bucknell	65 52
								94	A	Saint Joseph's	45 104
LAST 12 Division I GAMES:											
				88	H	Maine	38 72	113	H	Stony Brook	60 69
				50	A	Albany (NY)	39 63	88	A	Maine	55 65
				266	A	New Hampshire	65 55	50	H	Albany (NY)	42 77
				210	H	Binghamton	62 51	287	H	Vermont	85 48
				222	A	Hartford	57 65	292	N	Rider	67 58
				316	A	UMass Lowell	68 44	94	A	Saint Joseph's	45 104

Non-Div I Games:

UMBC

■ Loss,
■ Non-Conf,
■ S Site,
■ H Home
■ A Away
N Neutral

Average RPI Win: 277	WON-LOST	WINNING	LAST 10	STRENGTH OF	OPP. STRENGTH	TEAM	ADJ.	CONF.	ADJ CONF.
Average RPI Loss: 197	RECORD	PCT. RANK	GAMES	SCHEDULE	OF SCHEDULE	RPI	RPI	RPI	RPI
DIV. I ONLY	5- 16	294	3- 7	274	316	317	317	30	30
DIV. I NON-CONF.	1- 10	330	0- 4	81	277	288	288	30	30
TOTALS	RPI 1-25	RPI 26-50	W-L RECORDS	RPI 51-100	RPI 101-150	RPI 150+			
5- 16	0- 2	0- 0	OVERALL	0- 1	0- 2	5- 11			
3- 8	0- 1	0- 0	HOME	0- 0	0- 1	3- 6			
2- 8	0- 1	0- 0	AWAY	0- 1	0- 1	2- 5			
0- 0	0- 0	0- 0	NEUTRAL	0- 0	0- 0	0- 0			
1- 10	0- 2	0- 0	NON-CONFERENCE	0- 1	0- 2	1- 5			
1- 5	0- 1	0- 0	HOME	0- 0	0- 1	1- 3			
0- 5	0- 1	0- 0	AWAY	0- 1	0- 1	0- 2			
0- 0	0- 0	0- 0	NEUTRAL	0- 0	0- 0	0- 0			
4- 6	0- 0	0- 0	CONFERENCE	0- 0	0- 0	4- 6			
2- 3	0- 0	0- 0	HOME	0- 0	0- 0	2- 3			
2- 3	0- 0	0- 0	AWAY	0- 0	0- 0	2- 3			
0- 0	0- 0	0- 0	NEUTRAL	0- 0	0- 0	0- 0			

RPI 1-25				RPI 26-50				RPI 51-100				RPI 101+ Team's RPI: 317			
RPI	S	Opponent	Score	RPI	S	Opponent	Score	RPI	S	Opponent	Score	RPI	S	Opponent	Score
11	H	Maryland	30 106					98	A	VCU	39 63	105	H	Georgetown	60 71
25	A	Duquesne	59 95									133	A	Xavier	56 61
												158	H	Old Dominion	52 69
												167	H	Hampton	55 76
												180	H	UMBC	52 55
												195	A	Northeastern	49 60
												216	H	Morgan St.	69 77
												227	H	USC Upstate	78 59
												247	H	Bethune-Cookman	76 71
												252	A	Coppin St.	54 61
												273	A	N.C. A&T	56 50
												288	A	UNCG	51 71
												294	A	Savannah St.	42 60
												315	A	South Carolina St.	63 56
												324	H	Howard	62 59
												338	H	Mt. St. Mary's	50 57
												346	H	Norfolk St.	63 74
												349	A	N.C. Central	46 49
LAST 12 Division I GAMES:															
346	H	Norfolk St.	63 74	294	A	Savannah St.	42 60								
167	H	Hampton	55 76	216	H	Morgan St.	69 77								
324	H	Howard	62 59	288	A	UNCG	51 71								
252	A	Coppin St.	54 61	158	H	Old Dominion	52 69								
247	H	Bethune-Cookman	76 71	11	H	Maryland	30 106								
315	A	South Carolina St.	63 56	180	H	UMBC	52 55								

Non-Div I Games: Cheyney 76 46

UMES

■ Loss,
 ■ Non-Conf,
 ■ S Site,
 ■ Home
 ■ A Away
 N Neutral

Average RPI Win:	240	WON-LOST	WINNING	LAST 10	STRENGTH OF	OPP. STRENGTH	TEAM	ADJ.	CONF.	ADJ CONF.
Average RPI Loss:	219	RECORD	PCT. RANK	GAMES	SCHEDULE	OF SCHEDULE	RPI	RPI	RPI	RPI
DIV. I ONLY	6- 14	276	4- 6	335	234	310	310	25	25	
DIV. I NON-CONF.	3- 8	258	1- 2	332	209	316	316	25	25	
TOTALS	RPI 1-25	RPI 26-50	W-L RECORDS	RPI 51-100	RPI 101-150	RPI 150+				
6- 14	0- 0	0- 0	OVERALL	0- 2	0- 0	6- 12				
2- 6	0- 0	0- 0	HOME	0- 1	0- 0	2- 5				
4- 8	0- 0	0- 0	AWAY	0- 1	0- 0	4- 7				
0- 0	0- 0	0- 0	NEUTRAL	0- 0	0- 0	0- 0				
3- 8	0- 0	0- 0	NON-CONFERENCE	0- 1	0- 0	3- 7				
1- 3	0- 0	0- 0	HOME	0- 0	0- 0	1- 3				
2- 5	0- 0	0- 0	AWAY	0- 1	0- 0	2- 4				
0- 0	0- 0	0- 0	NEUTRAL	0- 0	0- 0	0- 0				
3- 6	0- 0	0- 0	CONFERENCE	0- 1	0- 0	3- 5				
1- 3	0- 0	0- 0	HOME	0- 1	0- 0	1- 2				
2- 3	0- 0	0- 0	AWAY	0- 0	0- 0	2- 3				
0- 0	0- 0	0- 0	NEUTRAL	0- 0	0- 0	0- 0				

RPI 1-25				RPI 26-50				RPI 51-100				RPI 101+ Team's RPI: 310					
RPI	S	Opponent	Score	RPI	S	Opponent	Score	RPI	S	Opponent	Score	RPI	S	Opponent	Score		
								89	A	Northwestern	38	80	173	H	SIUE	58	63
								100	H	New Mexico St.	62	68	174	A	Milwaukee	48	70
													188	H	UTRGV	53	62
													189	A	Kansas	47	44
													196	A	Southeast Mo. St.	65	78
													216	A	Morgan St.	59	50
													220	A	Utah Valley	71	79
													232	A	Grand Canyon	63	57
													244	H	Indiana St.	47	77
													246	A	CSU Bakersfield	56	40
													246	H	CSU Bakersfield	68	78
													251	A	Seattle	63	69
													251	H	Seattle	64	43
													259	A	Omaha	42	57
													291	A	Towson	47	70
													301	H	North Florida	55	62
													307	H	Denver	68	58
													339	A	Chicago St.	72	77
LAST 12 Division I GAMES:																	
251	H	Seattle	64	43	100	H	New Mexico St.	62	68								
246	H	CSU Bakersfield	68	78	246	A	CSU Bakersfield	56	40								
339	A	Chicago St.	72	77	251	A	Seattle	63	69								
232	A	Grand Canyon	63	57	216	A	Morgan St.	59	50								
220	A	Utah Valley	71	79	291	A	Towson	47	70								
188	H	UTRGV	53	62	89	A	Northwestern	38	80								

Non-Div I Games: Stephens College 76 46 Bethany (KS) 64 51

UMKC

Loss, Non-Conf, S Site, H Home A Away N Neutral

Average RPI Win:	302	WON-LOST	WINNING	LAST 10	STRENGTH OF	OPP. STRENGTH	TEAM	ADJ.	CONF.	ADJ CONF.
Average RPI Loss:	177	RECORD	PCT. RANK	GAMES	SCHEDULE	OF SCHEDULE	RPI	RPI	RPI	RPI
DIV. I ONLY	4- 19	319	1- 9	241	254	316	316	15	15	
DIV. I NON-CONF.	3- 9	272	0- 1	262	304	296	296	18	18	
TOTALS	RPI 1-25	RPI 26-50	W-L RECORDS	RPI 51-100	RPI 101-150	RPI 150+				
4- 19	0- 1	0- 2	OVERALL	0- 1	0- 3	4- 12				
2- 8	0- 0	0- 1	HOME	0- 0	0- 1	2- 6				
2- 11	0- 0	0- 0	AWAY	0- 0	0- 0	2- 0				
0- 0	0- 0	0- 0	NEUTRAL	0- 0	0- 0	0- 0				
3- 9	0- 1	0- 1	NON-CONFERENCE	0- 0	0- 1	3- 6				
2- 2	0- 0	0- 0	HOME	0- 0	0- 0	2- 2				
1- 7	0- 1	0- 1	AWAY	0- 0	0- 1	1- 4				
0- 0	0- 0	0- 0	NEUTRAL	0- 0	0- 0	0- 0				
1- 10	0- 0	0- 1	CONFERENCE	0- 1	0- 2	1- 6				
0- 6	0- 0	0- 1	HOME	0- 0	0- 1	0- 4				
1- 4	0- 0	0- 0	AWAY	0- 1	0- 1	1- 2				
0- 0	0- 0	0- 0	NEUTRAL	0- 0	0- 0	0- 0				

RPI 1-25				RPI 26-50				RPI 51-100				RPI 101+ Team's RPI: 316			
RPI	S	Opponent	Score	RPI	S	Opponent	Score	RPI	S	Opponent	Score	RPI	S	Opponent	Score
11	A	Maryland	53 102	38	A	Miami (FL)	53 84	88	A	Maine	44 74	103	A	Boston College	55 66
				50	H	Albany (NY)	55 85					113	A	Stony Brook	46 60
												113	H	Stony Brook	50 64
												180	H	UMBC	44 68
												181	A	Rhode Island	64 72
												210	H	Binghamton	70 75
												211	H	Bryant	64 83
												222	A	Hartford	59 72
												222	H	Hartford	70 75
												231	H	Columbia	57 67
												258	A	Massachusetts	58 84
												261	H	Holy Cross	75 67
												266	A	New Hampshire	61 65
												277	A	Central Conn. St.	53 64
												287	A	Vermont	68 66
												287	H	Vermont	51 59
												306	A	FIU	68 71
												311	A	Fairleigh Dickinson	78 67
												348	H	Boston U.	70 57
LAST 12 Division I GAMES:															
287	A	Vermont	68 66	287	H	Vermont	51 59								
113	A	Stony Brook	46 60	180	H	UMBC	44 68								
222	H	Hartford	70 75	88	A	Maine	44 74								
50	H	Albany (NY)	55 85	113	H	Stony Brook	50 64								
210	H	Binghamton	70 75	222	A	Hartford	59 72								
266	A	New Hampshire	61 65	258	A	Massachusetts	58 84								

Non-Div I Games:

UMass Lowell

■ Loss,
 ■ Non-Conf,
 ■ S Site,
 ■ H Home
 ■ A Away
 N Neutral

UNC Asheville

Through Games Of Feb. 10, 2016

Average RPI Win:	272	WON-LOST	WINNING	LAST 10	STRENGTH OF	OPP. STRENGTH	TEAM	ADJ.	CONF.	ADJ CONF.
Average RPI Loss:	178	RECORD	PCT. RANK	GAMES	SCHEDULE	OF SCHEDULE	RPI	RPI	RPI	RPI
DIV. I ONLY	17- 4	32	8- 2	340	287	143	143	26	26	
DIV. I NON-CONF.	5- 2	86	0- 0	342	263	179	179	28	28	
TOTALS	RPI 1-25	RPI 26-50	W-L RECORDS	RPI 51-100	RPI 101-150	RPI 150+				
17- 4	0- 0	0- 0	OVERALL	0- 0	0- 2	17- 2				
7- 1	0- 0	0- 0	HOME	0- 0	0- 0	7- 1				
10- 3	0- 0	0- 0	AWAY	0- 0	0- 0	10- 0				
0- 0	0- 0	0- 0	NEUTRAL	0- 0	0- 0	0- 0				
5- 2	0- 0	0- 0	NON-CONFERENCE	0- 0	0- 1	5- 1				
3- 0	0- 0	0- 0	HOME	0- 0	0- 0	3- 0				
2- 2	0- 0	0- 0	AWAY	0- 0	0- 1	2- 1				
0- 0	0- 0	0- 0	NEUTRAL	0- 0	0- 0	0- 0				
12- 2	0- 0	0- 0	CONFERENCE	0- 0	0- 1	12- 1				
4- 1	0- 0	0- 0	HOME	0- 0	0- 0	4- 1				
8- 1	0- 0	0- 0	AWAY	0- 0	0- 1	8- 0				
0- 0	0- 0	0- 0	NEUTRAL	0- 0	0- 0	0- 0				

RPI 1-25			RPI 26-50			RPI 51-100			RPI 101+ Team's RPI: 143		
RPI	S	Opponent	Score	RPI	S	Opponent	Score	RPI	S	Opponent	Score
								102	A	Liberty	53 71
								149	A	ETSU	68 74
								213	A	Presbyterian	72 63
								213	H	Presbyterian	68 59
								214	A	Radford	54 46
								214	H	Furman	84 71
								226	H	Gardner-Webb	56 58
								227	H	USC Upstate	68 59
								234	A	Clemson	49 67
								242	A	High Point	82 81
								282	A	Campbell	72 58
								288	H	UNCG	95 52
								296	A	Coastal Caro.	63 52
								296	H	Coastal Caro.	77 69
								297	A	Charleston So.	58 50
								300	A	Western Caro.	67 45
								303	A	Wofford	70 63
								309	A	Longwood	61 54
								309	H	Longwood	81 42
								312	A	Winthrop	67 59
								312	H	Winthrop	63 55
LAST 12 Division I GAMES:											
309	A	Longwood	61 54	226	H	Gardner-Webb	56 58				
296	H	Coastal Caro.	77 69	309	H	Longwood	81 42				
312	A	Winthrop	67 59	297	A	Charleston So.	58 50				
214	A	Radford	54 46	102	A	Liberty	53 71				
213	H	Presbyterian	68 59	282	A	Campbell	72 58				
242	A	High Point	82 81	312	H	Winthrop	63 55				

Non-Div I Games: Montreat 89 41 Warren Wilson 108 47

UNC Asheville

Loss, Non-Conf, S Site, H Home A Away N Neutral

Average RPI Win:	309	WON-LOST	WINNING	LAST 10	STRENGTH OF	OPP. STRENGTH	TEAM	ADJ.	CONF.	ADJ CONF.
Average RPI Loss:	165	RECORD	PCT. RANK	GAMES	SCHEDULE	OF SCHEDULE	RPI	RPI	RPI	RPI
DIV. I ONLY	6- 15	282	1- 9	227	292	288	288	17	17	
DIV. I NON-CONF.	6- 6	160	3- 0	269	342	215	215	16	16	
TOTALS	RPI 1-25	RPI 26-50	W-L RECORDS	RPI 51-100	RPI 101-150	RPI 150+				
6- 15	0- 1	0- 0	OVERALL	0- 2	0- 6	6- 6				
4- 5	0- 0	0- 0	HOME	0- 0	0- 2	4- 3				
1- 10	0- 1	0- 0	AWAY	0- 2	0- 4	1- 3				
1- 0	0- 0	0- 0	NEUTRAL	0- 0	0- 0	1- 0				
6- 6	0- 1	0- 0	NON-CONFERENCE	0- 1	0- 1	6- 3				
4- 1	0- 0	0- 0	HOME	0- 0	0- 0	4- 1				
1- 5	0- 1	0- 0	AWAY	0- 1	0- 1	1- 2				
1- 0	0- 0	0- 0	NEUTRAL	0- 0	0- 0	1- 0				
0- 9	0- 0	0- 0	CONFERENCE	0- 1	0- 5	0- 3				
0- 4	0- 0	0- 0	HOME	0- 0	0- 2	0- 2				
0- 5	0- 0	0- 0	AWAY	0- 1	0- 3	0- 1				
0- 0	0- 0	0- 0	NEUTRAL	0- 0	0- 0	0- 0				

RPI 1-25				RPI 26-50				RPI 51-100				RPI 101+ Team's RPI: 288			
RPI	S	Opponent	Score	RPI	S	Opponent	Score	RPI	S	Opponent	Score	RPI	S	Opponent	Score
3	A	South Carolina	44 92					55	A	Chattanooga	61 72	121	A	Samford	49 80
								82	A	Tulane	53 74	121	H	Samford	52 57
												126	A	Mercer	47 81
												126	H	Mercer	78 86
												143	A	UNC Asheville	52 95
												149	A	ETSU	73 89
												214	H	Furman	59 75
												226	A	Gardner-Webb	57 59
												227	A	USC Upstate	61 84
												242	H	High Point	82 72
												272	H	Tennessee Tech	64 73
												300	A	Western Caro.	72 84
												302	N	Cleveland St.	55 51
												303	H	Wofford	56 58
												309	H	Longwood	81 60
												317	H	UMES	71 51
												336	A	New Orleans	81 79
												349	H	N.C. Central	103 56
LAST 12 Division I GAMES:															
126	A	Mercer	47 81	149	A	ETSU	73 89								
121	A	Samford	49 80	121	H	Samford	52 57								
300	A	Western Caro.	72 84	126	H	Mercer	78 86								
214	H	Furman	59 75	349	H	N.C. Central	103 56								
303	H	Wofford	56 58	317	H	UMES	71 51								
55	A	Chattanooga	61 72	302	N	Cleveland St.	55 51								

Non-Div I Games: Barton 82 55 Pfeiffer 71 52 Francis Marion 63 66

UNCG

Loss, Non-Conf, S Site, H Home A Away N Neutral

U

W

U

W

U

UNI				Through Games Of Feb. 10, 2016						
Average RPI Win:	201	WON-LOST	WINNING	LAST 10	STRENGTH OF	OPP. STRENGTH	TEAM	ADJ.	CONF.	ADJ CONF.
Average RPI Loss:	96	RECORD	PCT. RANK	GAMES	SCHEDULE	OF SCHEDULE	RPI	RPI	RPI	RPI
DIV. I ONLY		12- 9	129	7- 3	140	108	129	129	21	21
DIV. I NON-CONF.		4- 6	201	0- 1	34	15	136	136	17	17

TOTALS	RPI 1-25	RPI 26-50		W-L RECORDS		RPI 51-100	RPI 101-150		RPI 150+	
12- 9	0- 0	0- 1		OVERALL		4- 4	1- 3		7- 1	
6- 4	0- 0	0- 0		HOME		1- 3	0- 1		5- 0	
4- 4	0- 0	0- 0		AWAY		2- 1	0- 2		2- 1	
2- 1	0- 0	0- 1		NEUTRAL		1- 0	1- 0		0- 0	
4- 6	0- 0	0- 1		NON-CONFERENCE		2- 3	1- 2		1- 0	
2- 2	0- 0	0- 0		HOME		1- 2	0- 0		1- 0	
0- 3	0- 0	0- 0		AWAY		0- 1	0- 2		0- 0	
2- 1	0- 0	0- 1		NEUTRAL		1- 0	1- 0		0- 0	
8- 3	0- 0	0- 0		CONFERENCE		2- 1	0- 1		6- 1	
4- 2	0- 0	0- 0		HOME		0- 1	0- 1		4- 0	
4- 1	0- 0	0- 0		AWAY		2- 0	0- 0		2- 1	
0- 0	0- 0	0- 0		NEUTRAL		0- 0	0- 0		0- 0	

RPI 1-25				RPI 26-50				RPI 51-100				RPI 101+ Team's RPI: 129			
RPI	S	Opponent	Score	RPI	S	Opponent	Score	RPI	S	Opponent	Score	RPI	S	Opponent	Score
				29	N	Seton Hall	49 57	51	H	Iowa	65 80	109	N	Akron	59 51
								60	A	South Dakota St.	86 89	119	A	Creighton	61 69
								75	N	Georgia Tech	61 58	124	A	North Dakota	59 64
								81	H	South Dakota	64 43	142	H	Southern Ill.	60 65
								91	A	Missouri St.	65 60	153	A	Loyola Chicago	60 64
								91	H	Missouri St.	75 78	184	H	Tulsa	75 59
								96	H	Iowa St.	75 84	244	H	Indiana St.	53 42
								99	A	Drake	79 73	293	A	Wichita St.	55 44
												293	H	Wichita St.	69 48
												313	A	Bradley	55 47
												314	H	Illinois St.	65 51
												318	H	Evansville	62 51
LAST 12 Division I GAMES:															
				293	H	Wichita St.	69 48	314	H	Illinois St.	65 51				
				91	H	Missouri St.	75 78	91	A	Missouri St.	65 60				
				313	A	Bradley	55 47	293	A	Wichita St.	55 44				
				153	A	Loyola Chicago	60 64	142	H	Southern Ill.	60 65				
				99	A	Drake	79 73	318	H	Evansville	62 51				
				244	H	Indiana St.	53 42	119	A	Creighton	61 69				

Non-Div I Games: Rockhurst 58 39

UNI

■ Loss,
 ■ Non-Conf,
 ■ S Site,
 ■ Home
 ■ A Away
 N Neutral

Average RPI Win:	271	WON-LOST	WINNING	LAST 10	STRENGTH OF	OPP. STRENGTH	TEAM	ADJ.	CONF.	ADJ CONF.
Average RPI Loss:	113	RECORD	PCT. RANK	GAMES	SCHEDULE	OF SCHEDULE	RPI	RPI	RPI	RPI
DIV. I ONLY	12- 10	148	6- 4	258	202	193	193	19	19	
DIV. I NON-CONF.	6- 4	125	0- 0	264	201	177	177	20	20	
TOTALS	RPI 1-25	RPI 26-50	W-L RECORDS	RPI 51-100	RPI 101-150	RPI 150+				
12- 10	0- 1	0- 1	OVERALL	0- 2	0- 4	12- 2				
8- 3	0- 0	0- 0	HOME	0- 2	0- 1	8- 0				
4- 6	0- 0	0- 1	AWAY	0- 0	0- 3	4- 2				
0- 1	0- 1	0- 0	NEUTRAL	0- 0	0- 0	0- 0				
6- 4	0- 1	0- 1	NON-CONFERENCE	0- 1	0- 1	6- 0				
4- 1	0- 0	0- 0	HOME	0- 1	0- 0	4- 0				
2- 2	0- 0	0- 1	AWAY	0- 0	0- 1	2- 0				
0- 1	0- 1	0- 0	NEUTRAL	0- 0	0- 0	0- 0				
6- 6	0- 0	0- 0	CONFERENCE	0- 1	0- 3	6- 2				
4- 2	0- 0	0- 0	HOME	0- 1	0- 1	4- 0				
2- 4	0- 0	0- 0	AWAY	0- 0	0- 2	2- 2				
0- 0	0- 0	0- 0	NEUTRAL	0- 0	0- 0	0- 0				

RPI 1-25				RPI 26-50				RPI 51-100				RPI 101+				Team's RPI: 193	
RPI	S	Opponent	Score	RPI	S	Opponent	Score	RPI	S	Opponent	Score	RPI	S	Opponent	Score		
24	N	UTEP	52 60	26	A	Southern California	42 73	54	H	Colorado St.	56 64	127	A	Boise St.	56 75		
								99	H	Drake	68 76	135	A	Fresno St.	54 58		
												135	H	Fresno St.	52 57		
												148	A	Long Beach St.	63 67		
												177	H	George Mason	67 59		
												182	A	New Mexico	53 67		
												182	H	New Mexico	57 48		
												200	A	San Jose St.	61 69		
												221	H	Utah St.	46 38		
												248	A	San Diego St.	55 41		
												249	H	Wyoming	66 37		
												254	A	Houston	63 60		
												268	H	Pepperdine	83 63		
												323	H	UC Irvine	72 52		
												326	H	Nevada	65 59		
												328	H	Southern Utah	79 44		
												330	A	A&M-Corpus Christi	65 51		
												341	A	Air Force	60 56		
LAST 12 Division I GAMES:																	
200	A	San Jose St.	61 69	221	H	Utah St.	46 38										
135	H	Fresno St.	52 57	341	A	Air Force	60 56										
182	H	New Mexico	57 48	182	A	New Mexico	53 67										
248	A	San Diego St.	55 41	249	H	Wyoming	66 37										
127	A	Boise St.	56 75	54	H	Colorado St.	56 64										
326	H	Nevada	65 59	135	A	Fresno St.	54 58										

Non-Div I Games: Cal St. San Marcos 62 43

UNLV

■ Loss,
■ Non-Conf,
■ S Site,
■ Home
■ A Away
N Neutral

USC Upstate

Through Games Of Feb. 10, 2016

Average RPI Win:	306	WON-LOST	WINNING	LAST 10	STRENGTH OF	OPP. STRENGTH	TEAM	ADJ.	CONF.	ADJ CONF.
Average RPI Loss:	146	RECORD	PCT. RANK	GAMES	SCHEDULE	OF SCHEDULE	RPI	RPI	RPI	RPI
DIV. I ONLY	13- 8	108	8- 2	345	272	227	227	29	29	
DIV. I NON-CONF.	6- 6	160	2- 0	341	284	263	263	27	27	
TOTALS	RPI 1-25	RPI 26-50	W-L RECORDS	RPI 51-100	RPI 101-150	RPI 150+				
13- 8	0- 0	0- 0	OVERALL	0- 3	0- 2	13- 3				
6- 2	0- 0	0- 0	HOME	0- 0	0- 0	6- 2				
7- 6	0- 0	0- 0	AWAY	0- 3	0- 2	7- 1				
0- 0	0- 0	0- 0	NEUTRAL	0- 0	0- 0	0- 0				
6- 6	0- 0	0- 0	NON-CONFERENCE	0- 2	0- 2	6- 2				
3- 1	0- 0	0- 0	HOME	0- 0	0- 0	3- 1				
3- 5	0- 0	0- 0	AWAY	0- 2	0- 2	3- 1				
0- 0	0- 0	0- 0	NEUTRAL	0- 0	0- 0	0- 0				
7- 2	0- 0	0- 0	CONFERENCE	0- 1	0- 0	7- 1				
3- 1	0- 0	0- 0	HOME	0- 0	0- 0	3- 1				
4- 1	0- 0	0- 0	AWAY	0- 1	0- 0	4- 0				
0- 0	0- 0	0- 0	NEUTRAL	0- 0	0- 0	0- 0				

RPI 1-25				RPI 26-50				RPI 51-100				RPI 101+ Team's RPI: 227					
RPI	S	Opponent	Score	RPI	S	Opponent	Score	RPI	S	Opponent	Score	RPI	S	Opponent	Score		
								65	A	FGCU	43	54	107	A	North Carolina	40	80
								75	A	Georgia Tech	46	87	143	A	UNC Asheville	59	68
								76	A	Michigan	61	119	169	H	Jacksonville	43	49
													175	A	Stetson	61	56
													214	H	Furman	63	75
													288	H	UNCG	84	61
													290	A	Kennesaw St.	61	53
													290	H	Kennesaw St.	66	57
													295	A	Morehead St.	86	72
													300	H	Western Caro.	68	59
													301	H	North Florida	69	54
													317	A	UMES	59	78
													331	A	IPFW	84	81
													335	A	Lipscomb	81	54
													335	H	Lipscomb	93	71
													343	A	NJIT	58	41
													346	A	Norfolk St.	82	62
													349	H	N.C. Central	68	46
LAST 12 Division I GAMES:																	
				290	A	Kennesaw St.	61	53					175	A	Stetson	61	56
				335	H	Lipscomb	93	71					65	A	FGCU	43	54
				290	H	Kennesaw St.	66	57					343	A	NJIT	58	41
				335	A	Lipscomb	81	54					300	H	Western Caro.	68	59
				301	H	North Florida	69	54					349	H	N.C. Central	68	46
				169	H	Jacksonville	43	49					107	A	North Carolina	40	80

Non-Div I Games: Southern Wesleyan 84 51 Mars Hill 81 65 Bob Jones 96 46

USC Upstate

Loss, Non-Conf, S Site, H Home A Away N Neutral

Average RPI Win:	228	WON-LOST	WINNING	LAST 10	STRENGTH OF	OPP. STRENGTH	TEAM	ADJ.	CONF.	ADJ CONF.
Average RPI Loss:	85	RECORD	PCT. RANK	GAMES	SCHEDULE	OF SCHEDULE	RPI	RPI	RPI	RPI
DIV. I ONLY	17- 7	67	10- 0	203	163	85	85	24	24	
DIV. I NON-CONF.	7- 6	156	0- 1	99	47	90	90	23	23	
TOTALS	RPI 1-25	RPI 26-50	W-L RECORDS	RPI 51-100	RPI 101-150	RPI 150+				
17- 7	0- 1	0- 0	OVERALL	0- 4	4- 0	13- 2				
8- 1	0- 0	0- 0	HOME	0- 1	2- 0	6- 0				
8- 6	0- 1	0- 0	AWAY	0- 3	1- 0	7- 2				
1- 0	0- 0	0- 0	NEUTRAL	0- 0	1- 0	0- 0				
7- 6	0- 1	0- 0	NON-CONFERENCE	0- 4	4- 0	3- 1				
3- 1	0- 0	0- 0	HOME	0- 1	2- 0	1- 0				
3- 5	0- 1	0- 0	AWAY	0- 3	1- 0	2- 1				
1- 0	0- 0	0- 0	NEUTRAL	0- 0	1- 0	0- 0				
10- 1	0- 0	0- 0	CONFERENCE	0- 0	0- 0	10- 1				
5- 0	0- 0	0- 0	HOME	0- 0	0- 0	5- 0				
5- 1	0- 0	0- 0	AWAY	0- 0	0- 0	5- 1				
0- 0	0- 0	0- 0	NEUTRAL	0- 0	0- 0	0- 0				

RPI 1-25				RPI 26-50				RPI 51-100				Team's RPI: 85	RPI 101+			
RPI	S	Opponent	Score	RPI	S	Opponent	Score	RPI	S	Opponent	Score		RPI	S	Opponent	Score
16	A	Louisville	66 88					51	A	Iowa	56 62		121	H	Samford	52 50
								52	H	Arkansas St.	74 76		124	N	North Dakota	84 58
								55	A	Chattanooga	46 61		142	A	Southern Ill.	70 63
								57	A	Vanderbilt	61 64		150	H	Alabama	83 65
													160	A	Illinois	74 94
													173	A	SIUE	85 79
													196	A	Southeast Mo. St.	84 74
													196	H	Southeast Mo. St.	95 65
													204	A	Cincinnati	63 57
													207	A	Eastern Ky.	61 70
													257	H	Miami (OH)	74 47
													263	H	Tennessee St.	77 50
													272	H	Tennessee Tech	67 53
													274	A	Jacksonville St.	63 53
													276	H	Murray St.	92 62
													280	H	Austin Peay	75 51
													295	A	Morehead St.	85 67
													318	A	Evansville	75 48
													337	A	Eastern Ill.	65 39
LAST 12 Division I GAMES:																
196	H	Southeast Mo. St.	95 65	337	A	Eastern Ill.	65 39									
173	A	SIUE	85 79	274	A	Jacksonville St.	63 53									
280	H	Austin Peay	75 51	272	H	Tennessee Tech	67 53									
276	H	Murray St.	92 62	295	A	Morehead St.	85 67									
263	H	Tennessee St.	77 50	207	A	Eastern Ky.	61 70									
196	A	Southeast Mo. St.	84 74	16	A	Louisville	66 88									

Non-Div I Games:

UT Martin

■ Loss,
■ Non-Conf,
■ S Site,
■ H Home
■ A Away
N Neutral

Average RPI Win:	175	WON-LOST	WINNING	LAST 10	STRENGTH OF	OPP. STRENGTH	TEAM	ADJ.	CONF.	ADJ CONF.
Average RPI Loss:	141	RECORD	PCT. RANK	GAMES	SCHEDULE	OF SCHEDULE	RPI	RPI	RPI	RPI
DIV. I ONLY	18- 2	9	9- 1	111	178	24	24	12	12	
DIV. I NON-CONF.	8- 1	23	1- 0	77	293	19	19	10	10	
TOTALS	RPI 1-25	RPI 26-50	W-L RECORDS	RPI 51-100	RPI 101-150	RPI 150+				
18- 2	0- 0	0- 0	OVERALL	4- 0	1- 2	13- 0				
11- 0	0- 0	0- 0	HOME	2- 0	1- 0	8- 0				
6- 2	0- 0	0- 0	AWAY	2- 0	0- 2	4- 0				
1- 0	0- 0	0- 0	NEUTRAL	0- 0	0- 0	1- 0				
8- 1	0- 0	0- 0	NON-CONFERENCE	2- 0	0- 1	6- 0				
6- 0	0- 0	0- 0	HOME	1- 0	0- 0	5- 0				
1- 1	0- 0	0- 0	AWAY	1- 0	0- 1	0- 0				
1- 0	0- 0	0- 0	NEUTRAL	0- 0	0- 0	1- 0				
10- 1	0- 0	0- 0	CONFERENCE	2- 0	1- 1	7- 0				
5- 0	0- 0	0- 0	HOME	1- 0	1- 0	3- 0				
5- 1	0- 0	0- 0	AWAY	1- 0	0- 1	4- 0				
0- 0	0- 0	0- 0	NEUTRAL	0- 0	0- 0	0- 0				

RPI	S	Opponent	Score	RPI	S	Opponent	Score	RPI	S	Opponent	Score	RPI	S	Opponent	Score
58	A	Western Ky.	85 78	70	H	UC Riverside	68 57	80	H	Middle Tenn.	84 73	100	A	New Mexico St.	71 65
134	A	Marshall	64 79	164	H	Louisiana Tech	86 80	166	H	UAB	62 54	167	H	Hampton	78 54
136	H	Southern Miss.	72 64	163	A	Fla. Atlantic	78 66	182	H	New Mexico	70 62	193	N	UNLV	60 52
148	A	Long Beach St.	40 47	166	H	Louisiana Tech	86 80	199	A	North Texas	75 67	201	H	Idaho St.	67 54
163	A	Fla. Atlantic	78 66	167	H	Hampton	78 54	229	H	UTSA	62 55	237	H	Houston Baptist	98 63
164	H	Louisiana Tech	86 80	182	H	New Mexico	70 62	240	A	Rice	60 54	260	H	Northern Ariz.	77 66
166	H	UAB	62 54	193	N	UNLV	60 52	306	A	FIU	69 57				
167	H	Hampton	78 54	199	A	North Texas	75 67								
182	H	New Mexico	70 62	201	H	Idaho St.	67 54								
193	N	UNLV	60 52	229	H	UTSA	62 55								
199	A	North Texas	75 67	237	H	Houston Baptist	98 63								
201	H	Idaho St.	67 54	240	A	Rice	60 54								
229	H	UTSA	62 55	260	H	Northern Ariz.	77 66								
237	H	Houston Baptist	98 63	306	A	FIU	69 57								
240	A	Rice	60 54												
260	H	Northern Ariz.	77 66												
306	A	FIU	69 57												
163	A	Fla. Atlantic	78 66	193	N	UNLV	60 52								

LAST 12 Division I GAMES:

58	A	Western Ky.	85 78	229	H	UTSA	62 55
134	A	Marshall	64 79	166	H	UAB	62 54
164	H	Louisiana Tech	86 80	80	H	Middle Tenn.	84 73
136	H	Southern Miss.	72 64	199	A	North Texas	75 67
306	A	FIU	69 57	240	A	Rice	60 54
163	A	Fla. Atlantic	78 66	193	N	UNLV	60 52

Non-Div I Games: Tex. Permian Basin 86 32

UTEP

■ Loss,
 ■ Non-Conf,
 ■ S Site,
 ■ Home
 ■ A Away
 N Neutral

Average RPI Win: 267	WON-LOST	WINNING	LAST 10	STRENGTH OF	OPP. STRENGTH	TEAM	ADJ.	CONF.	ADJ CONF.
Average RPI Loss: 137	RECORD	PCT. RANK	GAMES	SCHEDULE	OF SCHEDULE	RPI	RPI	RPI	RPI
DIV. I ONLY	11- 10	157	6- 4	295	185	188	188	25	25
DIV. I NON-CONF.	5- 7	198	1- 1	271	100	188	188	25	25
TOTALS	RPI 1-25	RPI 26-50	W-L RECORDS	RPI 51-100	RPI 101-150	RPI 150+			
11- 10	0- 1	0- 2	OVERALL	0- 2	0- 1	11- 4			
4- 2	0- 0	0- 0	HOME	0- 1	0- 0	4- 1			
6- 7	0- 1	0- 2	AWAY	0- 1	0- 1	6- 2			
1- 1	0- 0	0- 0	NEUTRAL	0- 0	0- 0	1- 1			
5- 7	0- 1	0- 2	NON-CONFERENCE	0- 1	0- 1	5- 2			
1- 0	0- 0	0- 0	HOME	0- 0	0- 0	1- 0			
3- 6	0- 1	0- 2	AWAY	0- 1	0- 1	3- 1			
1- 1	0- 0	0- 0	NEUTRAL	0- 0	0- 0	1- 1			
6- 3	0- 0	0- 0	CONFERENCE	0- 1	0- 0	6- 2			
3- 2	0- 0	0- 0	HOME	0- 1	0- 0	3- 1			
3- 1	0- 0	0- 0	AWAY	0- 0	0- 0	3- 1			
0- 0	0- 0	0- 0	NEUTRAL	0- 0	0- 0	0- 0			

RPI 1-25				RPI 26-50				RPI 51-100				RPI 101+ Team's RPI: 188			
RPI	S	Opponent	Score	RPI	S	Opponent	Score	RPI	S	Opponent	Score	RPI	S	Opponent	Score
17	A	Oklahoma St.	54 78	28	A	Syracuse	32 91	95	A	TCU	67 71	111	A	Eastern Mich.	56 78
				45	A	Kansas St.	43 61	100	H	New Mexico St.	57 68	172	N	East Carolina	59 70
												198	N	Cal Poly	66 58
												220	A	Utah Valley	57 71
												220	H	Utah Valley	61 48
												232	A	Grand Canyon	68 66
												232	H	Grand Canyon	52 28
												246	H	CSU Bakersfield	60 46
												251	H	Seattle	71 74
												254	A	Houston	55 45
												267	A	UC Santa Barbara	62 60
												310	A	UMKC	62 53
												322	A	Incarnate Word	68 50
												322	H	Incarnate Word	60 47
												330	A	A&M-Corpus Christi	46 49
												339	A	Chicago St.	64 56
LAST 12 Division I GAMES:															
				232	A	Grand Canyon	68 66					339	A	Chicago St.	64 56
				220	A	Utah Valley	57 71					220	H	Utah Valley	61 48
				100	H	New Mexico St.	57 68					232	H	Grand Canyon	52 28
				251	H	Seattle	71 74					28	A	Syracuse	32 91
				246	H	CSU Bakersfield	60 46					254	A	Houston	55 45
				310	A	UMKC	62 53					322	H	Incarnate Word	60 47

Non-Div I Games: Concordia (TX) 90 44 Evangel 75 60 Texas Lutheran 90 38

UTRGV

Loss, Non-Conf, S Site, H Home A Away N Neutral

Average RPI Win:	232	WON-LOST	WINNING	LAST 10	STRENGTH OF	OPP. STRENGTH	TEAM	ADJ.	CONF.	ADJ CONF.
Average RPI Loss:	125	RECORD	PCT. RANK	GAMES	SCHEDULE	OF SCHEDULE	RPI	RPI	RPI	RPI
DIV. I ONLY	5- 14	285	3- 7	85	171	229	229	12	12	
DIV. I NON-CONF.	2- 6	272	0- 1	45	269	229	229	10	10	
TOTALS	RPI 1-25	RPI 26-50	W-L RECORDS	RPI 51-100	RPI 101-150	RPI 150+				
5- 14	0- 2	0- 1	OVERALL	0- 3	1- 2	4- 6				
4- 4	0- 0	0- 0	HOME	0- 1	1- 1	3- 2				
1- 10	0- 2	0- 1	AWAY	0- 2	0- 1	1- 4				
0- 0	0- 0	0- 0	NEUTRAL	0- 0	0- 0	0- 0				
2- 6	0- 1	0- 1	NON-CONFERENCE	0- 1	0- 1	2- 2				
2- 2	0- 0	0- 0	HOME	0- 0	0- 1	2- 1				
0- 4	0- 1	0- 1	AWAY	0- 1	0- 0	0- 1				
0- 0	0- 0	0- 0	NEUTRAL	0- 0	0- 0	0- 0				
3- 8	0- 1	0- 0	CONFERENCE	0- 2	1- 1	2- 4				
2- 2	0- 0	0- 0	HOME	0- 1	1- 0	1- 1				
1- 6	0- 1	0- 0	AWAY	0- 1	0- 1	1- 3				
0- 0	0- 0	0- 0	NEUTRAL	0- 0	0- 0	0- 0				

RPI 1-25				RPI 26-50				RPI 51-100				RPI 101+ Team's RPI: 229			
RPI	S	Opponent	Score	RPI	S	Opponent	Score	RPI	S	Opponent	Score	RPI	S	Opponent	Score
8	A	Texas	53 90	35	A	Oklahoma	41 80	58	A	Western Ky.	65 72	134	A	Marshall	76 80
24	A	UTEP	55 62					64	A	Abilene Christian	60 79	136	H	Southern Miss.	47 41
								80	H	Middle Tenn.	63 74	145	H	Texas-Arlington	47 51
												163	A	Fla. Atlantic	51 64
												164	H	Louisiana Tech	72 82
												166	H	UAB	54 52
												199	A	North Texas	58 68
												202	A	Texas St.	64 72
												235	H	Texas Southern	44 59
												237	H	Houston Baptist	79 50
												240	A	Rice	48 49
												306	A	FIU	63 52
												314	H	Illinois St.	77 51
LAST 12 Division I GAMES:															
134	A	Marshall	76 80	24	A	UTEP	55 62								
58	A	Western Ky.	65 72	80	H	Middle Tenn.	63 74								
136	H	Southern Miss.	47 41	166	H	UAB	54 52								
164	H	Louisiana Tech	72 82	240	A	Rice	48 49								
163	A	Fla. Atlantic	51 64	199	A	North Texas	58 68								
306	A	FIU	63 52	235	H	Texas Southern	44 59								

Non-Div I Games: Howard Payne 106 65 Tex. A&M-Kingsville 88 51

UTSA

Loss, Non-Conf, S Site, H Home A Away N Neutral

Average RPI Win:	152	WON-LOST	WINNING	LAST 10	STRENGTH OF	OPP. STRENGTH	TEAM	ADJ.	CONF.	ADJ CONF.
Average RPI Loss:	30	RECORD	PCT. RANK	GAMES	SCHEDULE	OF SCHEDULE	RPI	RPI	RPI	RPI
DIV. I ONLY	14- 9	112	4- 6	48	17	71	71	1	1	
DIV. I NON-CONF.	8- 3	77	0- 0	105	138	84	84	1	1	
TOTALS	RPI 1-25	RPI 26-50	W-L RECORDS	RPI 51-100	RPI 101-150	RPI 150+				
14- 9	0- 5	1- 2	OVERALL	3- 1	3- 1	7- 0				
10- 4	0- 2	1- 1	HOME	2- 1	2- 0	5- 0				
4- 3	0- 3	0- 0	AWAY	1- 0	1- 0	2- 0				
0- 2	0- 0	0- 1	NEUTRAL	0- 0	0- 1	0- 0				
8- 3	0- 1	0- 1	NON-CONFERENCE	1- 0	2- 1	5- 0				
7- 0	0- 0	0- 0	HOME	1- 0	2- 0	4- 0				
1- 1	0- 1	0- 0	AWAY	0- 0	0- 0	1- 0				
0- 2	0- 0	0- 1	NEUTRAL	0- 0	0- 1	0- 0				
6- 6	0- 4	1- 1	CONFERENCE	2- 1	1- 0	2- 0				
3- 4	0- 2	1- 1	HOME	1- 1	0- 0	1- 0				
3- 2	0- 2	0- 0	AWAY	1- 0	1- 0	1- 0				
0- 0	0- 0	0- 0	NEUTRAL	0- 0	0- 0	0- 0				

RPI S	Opponent	Score	RPI S	Opponent	Score	RPI S	Opponent	Score	RPI S	Opponent	Score
6	A Stanford	52 72	26	H Southern California	59 70	61	H Oregon	65 77	103	N Boston College	51 76
7	H Oregon St.	53 62	35	N Oklahoma	55 70	68	H Washington St.	73 71	104	A Arizona	60 55
9	A Arizona St.	60 80	37	H Washington	88 83	77	A California	84 79	119	H Creighton	74 58
10	H UCLA	63 69				81	H South Dakota	66 59	135	H Fresno St.	78 63
13	A BYU	59 73							177	H George Mason	74 62
									179	A Colorado	76 68
									179	H Colorado	71 55
									187	H UC Davis	88 58
									221	A Utah St.	64 61
									279	H Lamar	71 67
									283	H CSUN	97 56
LAST 12 Division I GAMES:											
179	A Colorado	76 68	9	A Arizona St.	60 80						
179	H Colorado	71 55	104	A Arizona	60 55						
10	H UCLA	63 69	77	A California	84 79						
26	H Southern California	59 70	6	A Stanford	52 72						
61	H Oregon	65 77	37	H Washington	88 83						
7	H Oregon St.	53 62	68	H Washington St.	73 71						

Non-Div I Games:

Utah

Average RPI Win:	246	WON-LOST	WINNING	LAST 10	STRENGTH OF	OPP. STRENGTH	TEAM	ADJ.	CONF.	ADJ CONF.
Average RPI Loss:	147	RECORD	PCT. RANK	GAMES	SCHEDULE	OF SCHEDULE	RPI	RPI	RPI	RPI
DIV. I ONLY	9- 12	209	5- 5	217	183	221	221	19	19	
DIV. I NON-CONF.	3- 6	234	0- 0	229	110	230	230	20	20	
TOTALS	RPI 1-25	RPI 26-50	W-L RECORDS	RPI 51-100	RPI 101-150	RPI 150+				
9- 12	0- 1	0- 0	OVERALL	0- 2	1- 2	8- 7				
4- 5	0- 0	0- 0	HOME	0- 2	1- 1	3- 2				
4- 7	0- 1	0- 0	AWAY	0- 0	0- 1	4- 5				
1- 0	0- 0	0- 0	NEUTRAL	0- 0	0- 0	1- 0				
3- 6	0- 1	0- 0	NON-CONFERENCE	0- 1	1- 0	2- 4				
1- 2	0- 0	0- 0	HOME	0- 1	1- 0	0- 1				
1- 4	0- 1	0- 0	AWAY	0- 0	0- 0	1- 3				
1- 0	0- 0	0- 0	NEUTRAL	0- 0	0- 0	1- 0				
6- 6	0- 0	0- 0	CONFERENCE	0- 1	0- 2	6- 3				
3- 3	0- 0	0- 0	HOME	0- 1	0- 1	3- 1				
3- 3	0- 0	0- 0	AWAY	0- 0	0- 1	3- 2				
0- 0	0- 0	0- 0	NEUTRAL	0- 0	0- 0	3- 0				

RPI 1-25				RPI 26-50				RPI 51-100				RPI 101+				Team's RPI: 221	
RPI	S	Opponent	Score	RPI	S	Opponent	Score	RPI	S	Opponent	Score	RPI	S	Opponent	Score		
13	A	BYU	69 81					54	H	Colorado St.	49 69	127	A	Boise St.	78 84		
								71	H	Utah	61 64	127	H	Boise St.	58 63		
												141	H	Pacific	78 70		
												168	A	Northern Colo.	60 74		
												182	A	New Mexico	70 73		
												182	H	New Mexico	72 56		
												193	A	UNLV	38 46		
												200	H	San Jose St.	74 86		
												201	A	Idaho St.	67 81		
												206	H	Sacramento St.	86 95		
												220	A	Utah Valley	76 72		
												225	A	Montana	70 86		
												248	A	San Diego St.	55 36		
												248	H	San Diego St.	72 59		
												249	H	Wyoming	84 75		
												263	N	Tennessee St.	63 46		
												326	A	Nevada	79 66		
												341	A	Air Force	66 53		
LAST 12 Division I GAMES:																	
182	A	New Mexico	70 73	54	H	Colorado St.	49 69										
249	H	Wyoming	84 75	341	A	Air Force	66 53										
127	H	Boise St.	58 63	182	H	New Mexico	72 56										
326	A	Nevada	79 66	127	A	Boise St.	78 84										
248	H	San Diego St.	72 59	248	A	San Diego St.	55 36										
193	A	UNLV	38 46	200	H	San Jose St.	74 86										

Non-Div I Games: Westminster (UT) 74 67 Haskell 90 63

Utah St.

Utah Valley

Through Games Of Feb. 10, 2016

Average RPI Win:	250	WON-LOST	WINNING	LAST 10	STRENGTH OF	OPP. STRENGTH	TEAM	ADJ.	CONF.	ADJ CONF.
Average RPI Loss:	160	RECORD	PCT. RANK	GAMES	SCHEDULE	OF SCHEDULE	RPI	RPI	RPI	RPI
DIV. I ONLY	9- 13	222	4- 6	151	309	220	220	25	25	
DIV. I NON-CONF.	5- 8	209	1- 2	136	303	197	197	25	25	
TOTALS	RPI 1-25	RPI 26-50	W-L RECORDS	RPI 51-100	RPI 101-150	RPI 150+				
9- 13	0- 1	0- 0	OVERALL	0- 3	2- 1	7- 8				
5- 5	0- 0	0- 0	HOME	0- 1	1- 0	4- 4				
4- 7	0- 1	0- 0	AWAY	0- 2	1- 0	3- 4				
0- 1	0- 0	0- 0	NEUTRAL	0- 0	0- 1	0- 0				
5- 8	0- 1	0- 0	NON-CONFERENCE	0- 1	2- 1	3- 5				
2- 3	0- 0	0- 0	HOME	0- 0	1- 0	1- 3				
3- 4	0- 1	0- 0	AWAY	0- 1	1- 0	2- 2				
0- 1	0- 0	0- 0	NEUTRAL	0- 0	0- 1	0- 0				
4- 5	0- 0	0- 0	CONFERENCE	0- 2	0- 0	4- 3				
3- 2	0- 0	0- 0	HOME	0- 1	0- 0	3- 1				
1- 3	0- 0	0- 0	AWAY	0- 1	0- 0	1- 2				
0- 0	0- 0	0- 0	NEUTRAL	0- 0	0- 0	0- 0				

RPI 1-25				RPI 26-50				RPI 51-100				RPI 101+ Team's RPI: 220			
RPI	S	Opponent	Score	RPI	S	Opponent	Score	RPI	S	Opponent	Score	RPI	S	Opponent	Score
13	A	BYU	62 78					61	A	Oregon	68 79	120	H	San Francisco	94 88
								100	A	New Mexico St.	68 73	127	A	Boise St.	72 70
								100	H	New Mexico St.	53 59	150	N	Alabama	60 67
												185	A	Eastern Wash.	64 68
												187	H	UC Davis	55 59
												188	A	UTRGV	48 61
												188	H	UTRGV	71 57
												190	A	Weber St.	56 61
												201	H	Idaho St.	47 56
												221	H	Utah St.	72 76
												232	H	Grand Canyon	53 61
												246	A	CSU Bakersfield	54 61
												251	A	Seattle	61 44
												259	A	Omaha	74 59
												310	H	UMKC	79 71
												326	A	Nevada	73 65
												328	H	Southern Utah	70 58
												339	H	Chicago St.	74 46
LAST 12 Division I GAMES:															
100	H	New Mexico St.	53 59	232	H	Grand Canyon	53 61								
188	H	UTRGV	71 57	188	A	UTRGV	48 61								
246	A	CSU Bakersfield	54 61	100	A	New Mexico St.	68 73								
251	A	Seattle	61 44	187	H	UC Davis	55 59								
339	H	Chicago St.	74 46	201	H	Idaho St.	47 56								
310	H	UMKC	79 71	259	A	Omaha	74 59								

Non-Div I Games: Bethesda (CA) 91 64 Dixie St. 77 63

Utah Valley

Loss, Non-Conf, S Site, H Home A Away N Neutral

V
C
U

V
C
U

VCU

Page 323

Valparaiso

Through Games Of Feb. 10, 2016

Average RPI Win:	189	WON-LOST	WINNING	LAST 10	STRENGTH OF	OPP. STRENGTH	TEAM	ADJ.	CONF.	ADJ CONF.
Average RPI Loss:	124	RECORD	PCT. RANK	GAMES	SCHEDULE	OF SCHEDULE	RPI	RPI	RPI	RPI
DIV. I ONLY	5- 14	285	3- 7	43	147	209	209	14	14	
DIV. I NON-CONF.	1- 7	318	0- 0	35	49	243	243	15	15	
TOTALS	RPI 1-25	RPI 26-50	W-L RECORDS	RPI 51-100	RPI 101-150	RPI 150+				
5- 14	0- 3	0- 0	OVERALL	0- 1	2- 4	3- 6				
4- 7	0- 1	0- 0	HOME	0- 0	1- 3	3- 3				
1- 6	0- 2	0- 0	AWAY	0- 1	1- 1	0- 2				
0- 1	0- 0	0- 0	NEUTRAL	0- 0	0- 0	0- 1				
1- 7	0- 2	0- 0	NON-CONFERENCE	0- 1	0- 1	1- 3				
1- 3	0- 1	0- 0	HOME	0- 0	0- 1	1- 1				
0- 3	0- 1	0- 0	AWAY	0- 1	0- 0	0- 1				
0- 1	0- 0	0- 0	NEUTRAL	0- 0	0- 0	0- 1				
4- 7	0- 1	0- 0	CONFERENCE	0- 0	2- 3	2- 3				
3- 4	0- 0	0- 0	HOME	0- 0	1- 2	2- 2				
1- 3	0- 1	0- 0	AWAY	0- 0	1- 1	0- 1				
0- 0	0- 0	0- 0	NEUTRAL	0- 0	0- 0	0- 0				

RPI 1-25				RPI 26-50				RPI 51-100				RPI 101+ Team's RPI: 209			
RPI	S	Opponent	Score	RPI	S	Opponent	Score	RPI	S	Opponent	Score	RPI	S	Opponent	Score
1	H	Notre Dame	54 110					66	A	San Diego	60 76	101	A	Wright St.	63 80
16	A	Louisville	42 75									101	H	Wright St.	54 65
20	A	Green Bay	42 81									109	H	Akron	74 85
												122	H	Youngstown St.	65 60
												147	A	Northern Ky.	61 60
												147	H	Northern Ky.	50 68
												161	H	Detroit	66 72
												168	N	Northern Colo.	63 77
												173	H	SIUE	69 56
												174	A	Milwaukee	60 82
												192	A	Butler	53 72
												203	H	Oakland	81 66
												218	H	Ill.-Chicago	50 54
												257	H	Miami (OH)	72 75
												302	H	Cleveland St.	66 59
LAST 12 Division I GAMES:															
147	H	Northern Ky.	50 68	20	A	Green Bay	42 81								
101	H	Wright St.	54 65	203	H	Oakland	81 66								
218	H	Ill.-Chicago	50 54	161	H	Detroit	66 72								
122	H	Youngstown St.	65 60	101	A	Wright St.	63 80								
302	H	Cleveland St.	66 59	147	A	Northern Ky.	61 60								
174	A	Milwaukee	60 82	173	H	SIUE	69 56								

Non-Div I Games: Ind.-Northwest 79 57 Cardinal Stritch 63 62 Ind.-Kokomo 88 22

Valparaiso

Loss, Non-Conf, S Site, H Home A Away N Neutral

Vanderbilt

Through Games Of Feb. 10, 2016

Average RPI Win:	161	WON-LOST	WINNING	LAST 10	STRENGTH OF	OPP. STRENGTH	TEAM	ADJ.	CONF.	ADJ CONF.
Average RPI Loss:	54	RECORD	PCT. RANK	GAMES	SCHEDULE	OF SCHEDULE	RPI	RPI	RPI	RPI
DIV. I ONLY	15- 8	94	4- 6	63	60	57	57	2	2	
DIV. I NON-CONF.	11- 2	28	2- 0	125	169	35	35	2	2	
TOTALS	RPI 1-25	RPI 26-50	W-L RECORDS	RPI 51-100	RPI 101-150	RPI 150+				
15- 8	1- 3	1- 2	OVERALL	3- 1	4- 2	6- 0				
10- 2	0- 1	1- 1	HOME	1- 0	3- 0	5- 0				
4- 6	1- 2	0- 1	AWAY	1- 1	1- 2	1- 0				
1- 0	0- 0	0- 0	NEUTRAL	1- 0	0- 0	0- 0				
11- 2	0- 1	1- 1	NON-CONFERENCE	3- 0	1- 0	6- 0				
8- 0	0- 0	1- 0	HOME	1- 0	1- 0	5- 0				
2- 2	0- 1	0- 1	AWAY	1- 0	0- 0	1- 0				
1- 0	0- 0	0- 0	NEUTRAL	1- 0	0- 0	0- 0				
4- 6	1- 2	0- 1	CONFERENCE	0- 1	3- 2	0- 0				
2- 2	0- 1	0- 1	HOME	0- 0	2- 0	0- 0				
2- 4	1- 1	0- 0	AWAY	0- 1	1- 2	0- 0				
0- 0	0- 0	0- 0	NEUTRAL	0- 0	0- 0	0- 0				

RPI S	Opponent	Score	RPI S	Opponent	Score	RPI S	Opponent	Score	RPI S	Opponent	Score
3	H South Carolina	61 71	27	H Georgia	58 64	56	A Auburn	45 53	117	H LSU	58 42
15	A Tennessee	49 58	32	H Ohio	62 59	83	A Drexel	74 64	128	A Arkansas	56 57
20	A Green Bay	56 58	47	A Dayton	56 81	85	H UT Martin	64 61	139	A Ole Miss	52 55
23	A Kentucky	71 69				100	N New Mexico St.	71 45	149	H ETSU	65 39
									150	A Alabama	54 48
									150	H Alabama	67 52
									159	A Fordham	53 40
									191	H Troy	97 43
									213	H Presbyterian	56 38
									280	H Austin Peay	73 56
									341	H Air Force	86 29
									347	H Mississippi Val.	89 39
LAST 12 Division I GAMES:											
128	A Arkansas	56 57	117	H LSU	58 42						
56	A Auburn	45 53	150	A Alabama	54 48						
27	H Georgia	58 64	3	H South Carolina	61 71						
23	A Kentucky	71 69	139	A Ole Miss	52 55						
150	H Alabama	67 52	159	A Fordham	53 40						
15	A Tennessee	49 58	100	N New Mexico St.	71 45						

Non-Div I Games:

Vanderbilt

Loss, Non-Conf, S Site, H Home A Away N Neutral

RPI 1-25				RPI 26-50				RPI 51-100				RPI 101+				Team's RPI: 287	
RPI	S	Opponent	Score	RPI	S	Opponent	Score	RPI	S	Opponent	Score	RPI	S	Opponent	Score		
				50	A	Albany (NY)	43 72	88	A	Maine	51 63	113	A	Stony Brook	59 73		
				50	H	Albany (NY)	40 75	88	H	Maine	41 62	118	H	Quinnipiac	65 77		
												152	A	Brown	54 71		
												180	A	UMBC	48 85		
												194	A	Delaware	60 71		
												203	H	Oakland	68 74		
												210	H	Binghamton	53 57		
												211	A	Bryant	52 68		
												222	H	Hartford	47 51		
												231	A	Columbia	56 73		
												256	H	Sacred Heart	53 51		
												261	A	Holy Cross	63 77		
												266	H	New Hampshire	83 63		
												270	A	Dartmouth	56 54		
												277	H	Central Conn. St.	79 63		
												316	A	UMass Lowell	59 51		
												316	H	UMass Lowell	66 68		
												343	A	NJIT	54 46		
												344	H	St. Francis Brooklyn	55 59		
												348	A	Boston U.	60 45		
LAST 12 Division I GAMES:																	
				316	H	UMass Lowell	66 68	316	A	UMass Lowell	59 51						
				50	H	Albany (NY)	40 75	222	H	Hartford	47 51						
				88	A	Maine	51 63	50	A	Albany (NY)	43 72						
				113	A	Stony Brook	59 73	88	H	Maine	41 62						
				266	H	New Hampshire	83 63	180	A	UMBC	48 85						
				210	H	Binghamton	53 57	203	H	Oakland	68 74						

Vermont

Page 326

Average RPI Win:	140	WON-LOST	WINNING	LAST 10	STRENGTH OF	OPP. STRENGTH	TEAM	ADJ.	CONF.	ADJ CONF.
Average RPI Loss:	75	RECORD	PCT. RANK	GAMES	SCHEDULE	OF SCHEDULE	RPI	RPI	RPI	RPI
DIV. I ONLY	15- 9	106	7- 3	72	39	62	62	6	6	
DIV. I NON-CONF.	7- 4	110	1- 0	40	53	42	42	6	6	
TOTALS	RPI 1-25	RPI 26-50	W-L RECORDS	RPI 51-100	RPI 101-150	RPI 150+				
15- 9	1- 1	3- 3	OVERALL	4- 1	0- 4	7- 0				
7- 3	0- 1	3- 0	HOME	2- 0	0- 2	2- 0				
6- 5	1- 0	0- 2	AWAY	1- 1	0- 2	4- 0				
2- 1	0- 0	0- 1	NEUTRAL	1- 0	0- 0	1- 0				
7- 4	0- 0	1- 3	NON-CONFERENCE	2- 1	0- 0	4- 0				
3- 0	0- 0	1- 0	HOME	1- 0	0- 0	1- 0				
2- 3	0- 0	0- 2	AWAY	0- 1	0- 0	2- 0				
2- 1	0- 0	0- 1	NEUTRAL	1- 0	0- 0	1- 0				
8- 5	1- 1	2- 0	CONFERENCE	2- 0	0- 4	3- 0				
4- 3	0- 1	2- 0	HOME	1- 0	0- 2	1- 0				
4- 2	1- 0	0- 0	AWAY	1- 0	0- 2	2- 0				
0- 0	0- 0	0- 0	NEUTRAL	0- 0	0- 0	0- 0				

RPI 1-25				RPI 26-50				RPI 51-100 Team's RPI: 62				RPI 101+			
RPI	S	Opponent	Score	RPI	S	Opponent	Score	RPI	S	Opponent	Score	RPI	S	Opponent	Score
19	A	DePaul	64 60	29	H	Seton Hall	55 45	59	A	Temple	55 61	105	H	Georgetown	51 57
19	H	DePaul	47 75	31	H	St. John's (NY)	58 54	83	N	Drexel	67 55	119	A	Creighton	48 53
				36	A	George Washington	70 78	84	A	Marquette	82 75	119	H	Creighton	62 65
				40	A	North Carolina St.	64 70	84	H	Marquette	81 60	133	A	Xavier	67 74
				44	H	Penn	66 46	94	H	Saint Joseph's	55 49	192	A	Butler	57 45
				48	N	St. Mary's (CA)	60 67					205	A	Lehigh	65 44
												206	N	Sacramento St.	78 54
												250	A	Providence	76 47
												250	H	Providence	67 39
												255	H	Loyola Maryland	67 55
												278	A	La Salle	67 56
LAST 12 Division I GAMES:															
				84	H	Marquette	81 60	31	H	St. John's (NY)	58 54				
				19	H	DePaul	47 75	29	H	Seton Hall	55 45				
				250	A	Providence	76 47	19	A	DePaul	64 60				
				119	A	Creighton	48 53	84	A	Marquette	82 75				
				44	H	Penn	66 46	119	H	Creighton	62 65				
				105	H	Georgetown	51 57	250	H	Providence	67 39				

Non-Div I Games:

Villanova

■ Loss,
■ Non-Conf,
■ S Site,
■ H Home
■ A Away
N Neutral

Average RPI Win:	185	WON-LOST	WINNING	LAST 10	STRENGTH OF	OPP. STRENGTH	TEAM	ADJ.	CONF.	ADJ CONF.
Average RPI Loss:	48	RECORD	PCT. RANK	GAMES	SCHEDULE	OF SCHEDULE	RPI	RPI	RPI	RPI
DIV. I ONLY	13- 11	154	3- 7	51	61	97	97	5	5	
DIV. I NON-CONF.	10- 4	86	2- 0	188	127	111	111	5	5	
TOTALS	RPI 1-25	RPI 26-50	W-L RECORDS	RPI 51-100	RPI 101-150	RPI 150+				
13- 11	1- 4	1- 3	OVERALL	3- 3	1- 1	7- 0				
8- 5	0- 2	1- 0	HOME	0- 2	0- 1	7- 0				
4- 4	0- 2	0- 2	AWAY	3- 0	1- 0	0- 0				
1- 2	1- 0	0- 1	NEUTRAL	0- 1	0- 0	0- 0				
10- 4	1- 1	0- 1	NON-CONFERENCE	2- 2	0- 0	7- 0				
7- 1	0- 0	0- 0	HOME	0- 1	0- 0	7- 0				
2- 1	0- 1	0- 0	AWAY	2- 0	0- 0	0- 0				
1- 2	1- 0	0- 1	NEUTRAL	0- 1	0- 0	0- 0				
3- 7	0- 3	1- 2	CONFERENCE	1- 1	1- 1	0- 0				
1- 4	0- 2	1- 0	HOME	0- 1	0- 1	0- 0				
2- 3	0- 1	0- 2	AWAY	1- 0	1- 0	0- 0				
0- 0	0- 0	0- 0	NEUTRAL	0- 0	0- 0	0- 0				

RPI 1-25				RPI 26-50				RPI 51-100 Team's RPI: 97				RPI 101+			
RPI	S	Opponent	Score	RPI	S	Opponent	Score	RPI	S	Opponent	Score	RPI	S	Opponent	Score
1	H	Notre Dame	46 74	38	H	Miami (FL)	76 56	51	H	Iowa	73 85	123	A	Wake Forest	52 50
5	A	Ohio St.	73 93	39	N	Rutgers	48 60	56	A	Auburn	69 52	145	H	Pittsburgh	55 58
14	A	Florida St.	48 70	40	A	North Carolina St.	52 63	75	A	Georgia Tech	78 67	223	H	Richmond	71 51
16	H	Louisville	41 59	43	A	Duke	52 67	80	A	Middle Tenn.	70 66	238	H	Bowling Green	68 39
20	N	Green Bay	68 59					82	N	Tulane	62 67	252	H	Coppin St.	75 40
								93	H	Virginia Tech	46 66	297	H	Charleston So.	85 65
												309	H	Longwood	81 46
												343	H	NJIT	81 54
												346	H	Norfolk St.	86 50
LAST 12 Division I GAMES:															
93	H	Virginia Tech	46 66	16	H	Louisville	41 59								
43	A	Duke	52 67	123	A	Wake Forest	52 50								
40	A	North Carolina St.	52 63	1	H	Notre Dame	46 74								
145	H	Pittsburgh	55 58	38	H	Miami (FL)	76 56								
14	A	Florida St.	48 70	223	H	Richmond	71 51								
75	A	Georgia Tech	78 67	252	H	Coppin St.	75 40								

Non-Div I Games:

Virginia

■ Loss,
■ Non-Conf, S Site,
■ Home
■ Away
N Neutral

Average RPI Win:	197	WON-LOST	WINNING	LAST 10	STRENGTH OF	OPP. STRENGTH	TEAM	ADJ.	CONF.	ADJ CONF.
Average RPI Loss:	40	RECORD	PCT. RANK	GAMES	SCHEDULE	OF SCHEDULE	RPI	RPI	RPI	RPI
DIV. I ONLY	15- 8	94	3- 7	115	52	93	93	5	5	
DIV. I NON-CONF.	12- 1	9	2- 0	293	136	83	83	5	5	
TOTALS	RPI 1-25	RPI 26-50	W-L RECORDS	RPI 51-100	RPI 101-150	RPI 150+				
15- 8	1- 3	0- 3	OVERALL	1- 1	1- 1	12- 0				
12- 3	0- 0	0- 2	HOME	0- 1	1- 0	11- 0				
3- 5	1- 3	0- 1	AWAY	1- 0	0- 1	1- 0				
0- 0	0- 0	0- 0	NEUTRAL	0- 0	0- 0	0- 0				
12- 1	1- 0	0- 0	NON-CONFERENCE	0- 0	0- 1	11- 0				
10- 0	0- 0	0- 0	HOME	0- 0	0- 0	10- 0				
2- 1	1- 0	0- 0	AWAY	0- 0	0- 1	1- 0				
0- 0	0- 0	0- 0	NEUTRAL	0- 0	0- 0	0- 0				
3- 7	0- 3	0- 3	CONFERENCE	1- 1	1- 0	1- 0				
2- 3	0- 0	0- 2	HOME	0- 1	1- 0	1- 0				
1- 4	0- 3	0- 1	AWAY	1- 0	0- 0	0- 0				
0- 0	0- 0	0- 0	NEUTRAL	0- 0	0- 0	0- 0				

RPI 1-25				RPI 26-50				RPI 51-100				Team's RPI: 93				RPI 101+			
RPI	S	Opponent	Score	RPI	S	Opponent	Score	RPI	S	Opponent	Score	RPI	S	Opponent	Score	RPI	S	Opponent	Score
1	A	Notre Dame	41 80	28	A	Syracuse	39 60	75	H	Georgia Tech	34 51	103	H	Boston College	58 33				
14	A	Florida St.	50 68	38	H	Miami (FL)	45 57	97	A	Virginia	66 46	105	A	Georgetown	56 73				
15	A	Tennessee	57 43	40	H	North Carolina St.	61 72					155	A	Penn St.	64 59				
16	A	Louisville	45 56									176	H	Col. of Charleston	81 47				
												177	H	George Mason	80 63				
												213	H	Presbyterian	58 44				
												214	H	Furman	59 30				
												214	H	Radford	47 40				
												216	H	Morgan St.	73 33				
												234	H	Clemson	79 49				
												250	H	Providence	62 46				
												252	H	Coppin St.	72 39				
												303	H	Wofford	73 42				
												338	H	Mt. St. Mary's	59 42				
LAST 12 Division I GAMES:																			
97	A	Virginia	66 46	234	H	Clemson	79 49												
75	H	Georgia Tech	34 51	28	A	Syracuse	39 60												
14	A	Florida St.	50 68	16	A	Louisville	45 56												
38	H	Miami (FL)	45 57	103	H	Boston College	58 33												
1	A	Notre Dame	41 80	214	H	Furman	59 30												
40	H	North Carolina St.	61 72	214	H	Radford	47 40												

Non-Div I Games:

Virginia Tech

■ Loss,
 ■ Non-Conf, S Site,
 ■ Home
 ■ Away
 N Neutral

Average RPI Win:	341	WON-LOST	WINNING	LAST 10	STRENGTH OF	OPP. STRENGTH	TEAM	ADJ.	CONF.	ADJ CONF.
Average RPI Loss:	211	RECORD	PCT. RANK	GAMES	SCHEDULE	OF SCHEDULE	RPI	RPI	RPI	RPI
DIV. I ONLY	4- 19	319	2- 8	321	312	342	342	31	31	
DIV. I NON-CONF.	2- 9	296	0- 0	239	111	312	312	32	32	
TOTALS	RPI 1-25	RPI 26-50	W-L RECORDS	RPI 51-100	RPI 101-150	RPI 150+				
4- 19	0- 1	0- 1	OVERALL	0- 0	0- 4	4- 13				
3- 8	0- 0	0- 0	HOME	0- 0	0- 2	3- 6				
1- 11	0- 1	0- 1	AWAY	0- 0	0- 2	1- 7				
0- 0	0- 0	0- 0	NEUTRAL	0- 0	0- 0	0- 0				
2- 9	0- 1	0- 1	NON-CONFERENCE	0- 0	0- 4	2- 3				
2- 2	0- 0	0- 0	HOME	0- 0	0- 2	2- 0				
0- 7	0- 1	0- 1	AWAY	0- 0	0- 2	0- 3				
0- 0	0- 0	0- 0	NEUTRAL	0- 0	0- 0	0- 0				
2- 10	0- 0	0- 0	CONFERENCE	0- 0	0- 0	2- 10				
1- 6	0- 0	0- 0	HOME	0- 0	0- 0	1- 6				
1- 4	0- 0	0- 0	AWAY	0- 0	0- 0	1- 4				
0- 0	0- 0	0- 0	NEUTRAL	0- 0	0- 0	0- 0				

RPI 1-25				RPI 26-50				RPI 51-100				RPI 101+ Team's RPI: 342			
RPI	S	Opponent	Score	RPI	S	Opponent	Score	RPI	S	Opponent	Score	RPI	S	Opponent	Score
5	A	Ohio St.	47 106	44	A	Penn	50 78					106	A	Yale	60 78
												113	H	Stony Brook	62 73
												139	H	Ole Miss	49 86
												145	A	Pittsburgh	41 67
												158	A	Old Dominion	57 71
												183	A	Robert Morris	44 64
												211	H	Bryant	71 82
												231	A	Columbia	48 67
												256	A	Sacred Heart	62 73
												256	H	Sacred Heart	73 77
												275	A	Saint Francis (PA)	78 93
												277	H	Central Conn. St.	52 62
												304	A	Delaware St.	44 66
												311	H	Fairleigh Dickinson	57 73
												325	H	LIU Brooklyn	63 73
												332	H	Lafayette	69 48
												338	A	Mt. St. Mary's	55 64
												338	H	Mt. St. Mary's	50 59
												343	H	NJIT	76 53
												344	A	St. Francis Brooklyn	82 78
												344	H	St. Francis Brooklyn	70 53
LAST 12 Division I GAMES:															
338	H	Mt. St. Mary's	50 59	325	H	LIU Brooklyn	63 73								
311	H	Fairleigh Dickinson	57 73	277	H	Central Conn. St.	52 62								
344	A	St. Francis Brooklyn	82 78	256	A	Sacred Heart	62 73								
338	A	Mt. St. Mary's	55 64	211	H	Bryant	71 82								
344	H	St. Francis Brooklyn	70 53	183	A	Robert Morris	44 64								
256	H	Sacred Heart	73 77	275	A	Saint Francis (PA)	78 93								

Non-Div I Games:

Wagner

Wake Forest

Through Games Of Feb. 10, 2016

Average RPI Win:	181	WON-LOST	WINNING	LAST 10	STRENGTH OF	OPP. STRENGTH	TEAM	ADJ.	CONF.	ADJ CONF.
Average RPI Loss:	66	RECORD	PCT. RANK	GAMES	SCHEDULE	OF SCHEDULE	RPI	RPI	RPI	RPI
DIV. I ONLY	13- 11	154	4- 6	120	40	123	123	5	5	
DIV. I NON-CONF.	9- 4	96	1- 0	304	94	185	185	5	5	
TOTALS	RPI 1-25	RPI 26-50	W-L RECORDS	RPI 51-100	RPI 101-150	RPI 150+				
13- 11	0- 2	1- 5	OVERALL	0- 1	5- 2	7- 1				
8- 5	0- 1	1- 1	HOME	0- 1	3- 2	4- 0				
4- 5	0- 1	0- 4	AWAY	0- 0	2- 0	2- 0				
1- 1	0- 0	0- 0	NEUTRAL	0- 0	0- 0	1- 1				
9- 4	0- 0	0- 1	NON-CONFERENCE	0- 0	2- 2	7- 1				
6- 2	0- 0	0- 0	HOME	0- 0	2- 2	4- 0				
2- 1	0- 0	0- 1	AWAY	0- 0	0- 0	2- 0				
1- 1	0- 0	0- 0	NEUTRAL	0- 0	0- 0	1- 1				
4- 7	0- 2	1- 4	CONFERENCE	0- 1	3- 0	0- 0				
2- 3	0- 1	1- 1	HOME	0- 1	1- 0	0- 0				
2- 4	0- 1	0- 3	AWAY	0- 0	2- 0	0- 0				
0- 0	0- 0	0- 0	NEUTRAL	0- 0	0- 0	0- 0				

RPI S	Opponent	Score	RPI S	Opponent	Score	RPI S	Opponent	Score	RPI S	Opponent	Score	Team's RPI: 123
14	H Florida St.	55 96	28	H Syracuse	65 91	97	H Virginia	50 52	103	A Boston College	65 59	
16	A Louisville	54 78	33	A Missouri	81 94				107	H North Carolina	75 63	
			38	A Miami (FL)	60 71				110	H Belmont	64 78	
			40	A North Carolina St.	47 64				117	H LSU	60 57	
			40	H North Carolina St.	63 58				138	H Wisconsin	51 64	
			43	A Duke	68 95				145	A Pittsburgh	60 49	
									149	H ETSU	69 52	
									156	H Davidson	77 58	
									167	N Hampton	42 47	
									169	H Jacksonville	57 51	
									223	H Richmond	43 33	
									265	A American	71 70	
									278	H La Salle	61 53	
									296	N Coastal Caro.	81 52	
									306	A FIU	57 53	
LAST 12 Division I GAMES:												
40	H North Carolina St.	63 58	28	H Syracuse	65 91							
145	A Pittsburgh	60 49	38	A Miami (FL)	60 71							
16	A Louisville	54 78	97	H Virginia	50 52							
14	H Florida St.	55 96	43	A Duke	68 95							
103	A Boston College	65 59	40	A North Carolina St.	47 64							
107	H North Carolina	75 63	306	A FIU	57 53							

Non-Div I Games:

Wake Forest

■ Loss,
■ Non-Conf,
■ S Site,
■ H Home
■ A Away
N Neutral

Average RPI Win:	124	WON-LOST	WINNING	LAST 10	STRENGTH OF	OPP. STRENGTH	TEAM	ADJ.	CONF.	ADJ CONF.
Average RPI Loss:	31	RECORD	PCT. RANK	GAMES	SCHEDULE	OF SCHEDULE	RPI	RPI	RPI	RPI
DIV. I ONLY	16- 7	70	5- 5	23	19	37	37	1	1	
DIV. I NON-CONF.	9- 2	37	0- 0	54	123	39	39	1	1	
TOTALS	RPI 1-25	RPI 26-50	W-L RECORDS	RPI 51-100	RPI 101-150	RPI 150+				
16- 7	1- 3	1- 2	OVERALL	6- 2	3- 0	5- 0				
10- 4	1- 2	1- 1	HOME	3- 1	1- 0	4- 0				
5- 2	0- 1	0- 0	AWAY	3- 1	1- 0	1- 0				
1- 1	0- 0	0- 1	NEUTRAL	0- 0	1- 0	0- 0				
9- 2	0- 0	0- 2	NON-CONFERENCE	3- 0	2- 0	4- 0				
6- 1	0- 0	0- 1	HOME	2- 0	0- 0	4- 0				
2- 0	0- 0	0- 0	AWAY	1- 0	1- 0	0- 0				
1- 1	0- 0	0- 1	NEUTRAL	0- 0	1- 0	0- 0				
7- 5	1- 3	1- 0	CONFERENCE	3- 2	1- 0	1- 0				
4- 3	1- 2	1- 0	HOME	1- 1	1- 0	0- 0				
3- 2	0- 1	0- 0	AWAY	2- 1	0- 0	1- 0				
0- 0	0- 0	0- 0	NEUTRAL	0- 0	0- 0	0- 0				

RPI 1-25				RPI 26-50				Team's RPI: 37	RPI 51-100				RPI 101+			
RPI	S	Opponent	Score	RPI	S	Opponent	Score		RPI	S	Opponent	Score	RPI	S	Opponent	Score
6	A	Stanford	53 69	26	H	Southern California	69 60		61	H	Oregon	63 75	104	H	Arizona	63 47
7	H	Oregon St.	53 61	28	N	Syracuse	62 66		67	H	Santa Clara	100 55	131	N	Texas Tech	77 73
9	H	Arizona St.	61 68	35	H	Oklahoma	68 71		68	A	Washington St.	79 64	135	A	Fresno St.	89 79
10	H	UCLA	64 56						68	H	Washington St.	69 63	179	A	Colorado	76 74
									70	H	UC Riverside	78 43	190	H	Weber St.	69 56
									71	A	Utah	83 88	248	H	San Diego St.	80 51
									77	A	California	75 65	251	H	Seattle	96 55
									81	A	South Dakota	77 64	284	H	Portland	83 65
LAST 12 Division I GAMES:																
61	H	Oregon	63 75	10	H	UCLA	64 56		104	H	Arizona	63 47				
7	H	Oregon St.	53 61	77	A	California	75 65		9	H	Arizona St.	61 68				
6	A	Stanford	53 69	68	H	Washington St.	69 63		71	A	Utah	83 88				
26	H	Southern California	69 60	179	A	Colorado	76 74		68	A	Washington St.	79 64				

Non-Div I Games:

Washington

■ Loss,
 ■ Non-Conf,
 ■ S Site,
 ■ H Home
 ■ A Away
 N Neutral

Average RPI Win:	157	WON-LOST	WINNING	LAST 10	STRENGTH OF	OPP. STRENGTH	TEAM	ADJ.	CONF.	ADJ CONF.
Average RPI Loss:	35	RECORD	PCT. RANK	GAMES	SCHEDULE	OF SCHEDULE	RPI	RPI	RPI	RPI
DIV. I ONLY	12- 11	160	3- 7	32	15	68	68	1	1	
DIV. I NON-CONF.	9- 2	37	0- 0	100	89	21	21	1	1	
TOTALS	RPI 1-25	RPI 26-50	W-L RECORDS	RPI 51-100	RPI 101-150	RPI 150+				
12- 11	0- 5	1- 3	OVERALL	2- 3	2- 0	7- 0				
6- 5	0- 3	1- 1	HOME	1- 1	1- 0	3- 0				
5- 6	0- 2	0- 2	AWAY	1- 2	1- 0	3- 0				
1- 0	0- 0	0- 0	NEUTRAL	0- 0	0- 0	1- 0				
9- 2	0- 1	0- 1	NON-CONFERENCE	2- 0	1- 0	6- 0				
4- 0	0- 0	0- 0	HOME	1- 0	0- 0	3- 0				
4- 2	0- 1	0- 1	AWAY	1- 0	1- 0	2- 0				
1- 0	0- 0	0- 0	NEUTRAL	0- 0	0- 0	1- 0				
3- 9	0- 4	1- 2	CONFERENCE	0- 3	1- 0	1- 0				
2- 5	0- 3	1- 1	HOME	0- 1	1- 0	0- 0				
1- 4	0- 1	0- 1	AWAY	0- 2	0- 0	1- 0				
0- 0	0- 0	0- 0	NEUTRAL	0- 0	0- 0	0- 0				

RPI 1-25				RPI 26-50				RPI 51-100				Team's RPI: 68		RPI 101+			
RPI	S	Opponent	Score	RPI	S	Opponent	Score	RPI	S	Opponent	Score			RPI	S	Opponent	Score
6	A	Stanford	52 69	26	H	Southern California	73 61	61	H	Oregon	48 73			104	H	Arizona	67 46
7	H	Oregon St.	45 54	37	A	Washington	63 69	66	A	San Diego	78 72			127	A	Boise St.	57 52
9	H	Arizona St.	45 63	37	H	Washington	64 79	71	A	Utah	71 73			151	A	Hawaii	62 52
10	H	UCLA	73 75	48	A	St. Mary's (CA)	71 75	77	A	California	71 74			167	H	Hampton	68 61
17	A	Oklahoma St.	60 70					87	H	Gonzaga	55 48			179	A	Colorado	74 66
</																	

Average RPI Win:	245	WON-LOST	WINNING	LAST 10	STRENGTH OF	OPP. STRENGTH	TEAM	ADJ.	CONF.	ADJ CONF.
Average RPI Loss:	120	RECORD	PCT. RANK	GAMES	SCHEDULE	OF SCHEDULE	RPI	RPI	RPI	RPI
DIV. I ONLY	13- 6	80	7- 3	341	94	190	190	20	20	
DIV. I NON-CONF.	6- 3	100	0- 1	317	88	173	173	21	21	
TOTALS	RPI 1-25	RPI 26-50	W-L RECORDS	RPI 51-100	RPI 101-150	RPI 150+				
13- 6	0- 1	0- 1	OVERALL	0- 0	1- 1	12- 3				
4- 4	0- 1	0- 0	HOME	0- 0	0- 1	4- 2				
8- 2	0- 0	0- 1	AWAY	0- 0	1- 0	7- 1				
1- 0	0- 0	0- 0	NEUTRAL	0- 0	0- 0	1- 0				
6- 3	0- 1	0- 1	NON-CONFERENCE	0- 0	0- 0	6- 1				
1- 2	0- 1	0- 0	HOME	0- 0	0- 0	1- 1				
4- 1	0- 0	0- 1	AWAY	0- 0	0- 0	4- 0				
1- 0	0- 0	0- 0	NEUTRAL	0- 0	0- 0	1- 0				
7- 3	0- 0	0- 0	CONFERENCE	0- 0	1- 1	6- 2				
3- 2	0- 0	0- 0	HOME	0- 0	0- 1	3- 1				
4- 1	0- 0	0- 0	AWAY	0- 0	1- 0	3- 1				
0- 0	0- 0	0- 0	NEUTRAL	0- 0	0- 0	0- 0				

RPI 1-25				RPI 26-50				RPI 51-100				RPI 101+ Team's RPI: 190			
RPI	S	Opponent	Score	RPI	S	Opponent	Score	RPI	S	Opponent	Score	RPI	S	Opponent	Score
13	H	BYU	51 68	37	A	Washington	56 69					124	A	North Dakota	62 56
												124	H	North Dakota	78 85
												168	A	Northern Colo.	63 65
												168	H	Northern Colo.	82 79
												176	H	Col. of Charleston	42 50
												199	A	North Texas	45 38
												201	A	Idaho St.	61 46
												201	H	Idaho St.	57 58
												206	H	Sacramento St.	77 66
												220	H	Utah Valley	61 56
												233	N	Stephen F. Austin	56 46
												260	A	Northern Ariz.	76 56
												284	A	Portland	57 55
												307	A	Denver	61 49
												321	H	Portland St.	102 73
												328	A	Southern Utah	69 51
												340	A	Cal St. Fullerton	60 40
LAST 12 Division I GAMES:															
124	H	North Dakota	78 85	321	H	Portland St.	102 73								
168	H	Northern Colo.	82 79	168	A	Northern Colo.	63 65								
328	A	Southern Utah	69 51	124	A	North Dakota	62 56								
260	A	Northern Ariz.	76 56	201	A	Idaho St.	61 46								
201	H	Idaho St.	57 58	37	A	Washington	56 69								
206	H	Sacramento St.	77 66	220	H	Utah Valley	61 56								

Non-Div I Games: Westminster (UT) 79 46 Bethesda (CA) 86 60

Weber St.

■ Loss,
■ Non-Conf,
■ S Site,
■ Home
■ A Away
N Neutral

West Virginia

Through Games Of Feb. 10, 2016

Average RPI Win:	159	WON-LOST	WINNING	LAST 10	STRENGTH OF	OPP. STRENGTH	TEAM	ADJ.	CONF.	ADJ CONF.
Average RPI Loss:	27	RECORD	PCT. RANK	GAMES	SCHEDULE	OF SCHEDULE	RPI	RPI	RPI	RPI
DIV. I ONLY	19- 6	44	7- 3	59	41	34	34	3	3	
DIV. I NON-CONF.	11- 2	28	0- 0	161	154	52	52	3	3	
TOTALS	RPI 1-25	RPI 26-50	W-L RECORDS	RPI 51-100	RPI 101-150	RPI 150+				
19- 6	0- 3	3- 2	OVERALL	4- 1	4- 0	8- 0				
10- 2	0- 2	1- 0	HOME	2- 0	1- 0	6- 0				
4- 3	0- 1	1- 1	AWAY	1- 1	1- 0	1- 0				
5- 1	0- 0	1- 1	NEUTRAL	1- 0	2- 0	1- 0				
11- 2	0- 0	1- 1	NON-CONFERENCE	2- 1	2- 0	6- 0				
6- 0	0- 0	0- 0	HOME	1- 0	0- 0	5- 0				
0- 1	0- 0	0- 0	AWAY	0- 1	0- 0	0- 0				
5- 1	0- 0	1- 1	NEUTRAL	1- 0	2- 0	1- 0				
8- 4	0- 3	2- 1	CONFERENCE	2- 0	2- 0	2- 0				
4- 2	0- 2	1- 0	HOME	1- 0	1- 0	1- 0				
4- 2	0- 1	1- 1	AWAY	1- 0	1- 0	1- 0				
0- 0	0- 0	0- 0	NEUTRAL	0- 0	0- 0	0- 0				

RPI 1-25				RPI 26-50				Team's RPI: 34	RPI 51-100				RPI 101+			
RPI	S	Opponent	Score	RPI	S	Opponent	Score		RPI	S	Opponent	Score	RPI	S	Opponent	Score
4	A	Baylor	64 69	26	N	Southern California	67 78		53	N	James Madison	69 62	106	N	Yale	70 60
4	H	Baylor	61 71	35	A	Oklahoma	54 57		69	H	Elon	67 57	131	A	Texas Tech	69 42
8	H	Texas	54 65	41	N	Indiana	75 64		87	A	Gonzaga	57 62	131	H	Texas Tech	79 57
				45	A	Kansas St.	72 53		95	A	TCU	97 84	134	N	Marshall	66 60
				45	H	Kansas St.	64 44		96	H	Iowa St.	57 47	189	A	Kansas	65 45
													189	H	Kansas	72 35
													232	N	Grand Canyon	68 50
													252	H	Coppin St.	96 64
													295	H	Morehead St.	94 56
													304	H	Delaware St.	77 34
													309	H	Longwood	74 43
													311	H	Fairleigh Dickinson	91 42
LAST 12 Division I GAMES:																
				96	H	Iowa St.	57 47		189	H	Kansas	72 35				
				45	H	Kansas St.	64 44		4	A	Baylor	64 69				
				131	A	Texas Tech	69 42		131	H	Texas Tech	79 57				
				4	H	Baylor	61 71		45	A	Kansas St.	72 53				
				35	A	Oklahoma	54 57		189	A	Kansas	65 45				
				95	A	TCU	97 84		8	H	Texas	54 65				

Non-Div I Games:

West Virginia

■ Loss,
 ■ Non-Conf, S Site,
 ■ Home
 ■ Away
 N Neutral

Average RPI Win: 297	WON-LOST	WINNING	LAST 10	STRENGTH OF	OPP. STRENGTH	TEAM	ADJ.	CONF.	ADJ CONF.
Average RPI Loss: 167	RECORD	PCT. RANK	GAMES	SCHEDULE	OF SCHEDULE	RPI	RPI	RPI	RPI
DIV. I ONLY	3- 17	329	2- 7	123	310	300	300	17	17
DIV. I NON-CONF.	1- 10	330	0- 2	142	346	311	311	16	16
TOTALS	RPI 1-25	RPI 26-50	W-L RECORDS	RPI 51-100	RPI 101-150	RPI 150+			
3- 17	0- 0	0- 2	OVERALL	0- 1	0- 6	3- 8			
2- 5	0- 0	0- 0	HOME	0- 0	0- 3	2- 2			
0- 12	0- 0	0- 2	AWAY	0- 1	0- 3	0- 6			
1- 0	0- 0	0- 0	NEUTRAL	0- 0	0- 0	1- 0			
1- 10	0- 0	0- 2	NON-CONFERENCE	0- 0	0- 1	1- 7			
0- 2	0- 0	0- 0	HOME	0- 0	0- 1	0- 1			
0- 8	0- 0	0- 2	AWAY	0- 0	0- 0	0- 6			
1- 0	0- 0	0- 0	NEUTRAL	0- 0	0- 0	1- 0			
2- 7	0- 0	0- 0	CONFERENCE	0- 1	0- 5	2- 1			
2- 3	0- 0	0- 0	HOME	0- 0	0- 2	2- 1			
0- 4	0- 0	0- 0	AWAY	0- 1	0- 3	0- 0			
0- 0	0- 0	0- 0	NEUTRAL	0- 0	0- 0	0- 0			

RPI 1-25			RPI 26-50			RPI 51-100			RPI 101+			Team's RPI: 300
RPI	S	Opponent	Score	RPI	S	Opponent	Score	RPI	S	Opponent	Score	
				40	A	North Carolina St.	55 86	55	A	Chattanooga	59 77	
				43	A	Duke	47 84					

Non-Div I Games: Anderson (SC) 72 55 Brevard 68 60 Warren Wilson 106 52

Western Caro.

Average RPI Win:	285	WON-LOST	WINNING	LAST 10	STRENGTH OF	OPP. STRENGTH	TEAM	ADJ.	CONF.	ADJ CONF.
Average RPI Loss:	141	RECORD	PCT. RANK	GAMES	SCHEDULE	OF SCHEDULE	RPI	RPI	RPI	RPI
DIV. I ONLY	12- 11	160	6- 4	306	240	228	228	18	18	
DIV. I NON-CONF.	5- 6	180	0- 0	286	257	241	241	19	19	
TOTALS	RPI 1-25	RPI 26-50	W-L RECORDS	RPI 51-100	RPI 101-150	RPI 150+				
12- 11	0- 0	0- 1	OVERALL	0- 3	0- 3	12- 4				
6- 4	0- 0	0- 0	HOME	0- 1	0- 1	6- 2				
5- 6	0- 0	0- 1	AWAY	0- 2	0- 2	5- 1				
1- 1	0- 0	0- 0	NEUTRAL	0- 0	0- 0	1- 1				
5- 6	0- 0	0- 1	NON-CONFERENCE	0- 1	0- 1	5- 3				
2- 2	0- 0	0- 0	HOME	0- 0	0- 0	2- 2				
2- 3	0- 0	0- 1	AWAY	0- 1	0- 1	2- 0				
1- 1	0- 0	0- 0	NEUTRAL	0- 0	0- 0	1- 1				
7- 5	0- 0	0- 0	CONFERENCE	0- 2	0- 2	7- 1				
4- 2	0- 0	0- 0	HOME	0- 1	0- 1	4- 0				
3- 3	0- 0	0- 0	AWAY	0- 1	0- 1	3- 1				
0- 0	0- 0	0- 0	NEUTRAL	0- 0	0- 0	0- 0				

RPI S	Opponent	Score	RPI S	Opponent	Score	RPI S	Opponent	Score	RPI S	Opponent	Score	Team's RPI: 228
45	A Kansas St.	45 84	51	A Iowa	81 96	114	A IUPUI	87 96	114	H IUPUI	60 68	
			60	A South Dakota St.	63 85	124	A North Dakota	67 78	157	H Oral Roberts	72 61	
			81	H South Dakota	77 102	173	H SIUE	78 74	196	H Southeast Mo. St.	84 89	
						218	H Ill.-Chicago	70 78	247	N Bethune-Cookman	75 59	
						259	A Omaha	66 79	259	H Omaha	74 55	
						291	N Towson	77 83	307	A Denver	80 69	
						307	H Denver	63 60	314	A Illinois St.	79 64	
						320	A North Dakota St.	94 82	331	A IPFW	78 74	
						331	H IPFW	88 87	337	A Eastern Ill.	92 69	
						339	H Chicago St.	88 50				
LAST 12 Division I GAMES:												
307	A Denver	80 69	320	A North Dakota St.	94 82							
114	A IUPUI	87 96	307	H Denver	63 60							
331	H IPFW	88 87	114	H IUPUI	60 68							
259	H Omaha	74 55	331	A IPFW	78 74							
81	H South Dakota	77 102	259	A Omaha	66 79							
60	A South Dakota St.	63 85	157	H Oral Roberts	72 61							

Non-Div I Games: Ashford 86 58 Central Methodist 108 46

Western Ill.

Average RPI Win:	184	WON-LOST	WINNING	LAST 10	STRENGTH OF	OPP. STRENGTH	TEAM	ADJ.	CONF.	ADJ CONF.
Average RPI Loss:	77	RECORD	PCT. RANK	GAMES	SCHEDULE	OF SCHEDULE	RPI	RPI	RPI	RPI
DIV. I ONLY	17- 4	32	8- 2	175	90	58	58	12	12	
DIV. I NON-CONF.	8- 2	51	1- 0	209	98	55	55	10	10	
TOTALS	RPI 1-25	RPI 26-50	W-L RECORDS	RPI 51-100	RPI 101-150	RPI 150+				
17- 4	1- 1	0- 0	OVERALL	1- 2	3- 1	12- 0				
10- 1	1- 1	0- 0	HOME	1- 0	2- 0	6- 0				
6- 3	0- 0	0- 0	AWAY	0- 2	1- 1	5- 0				
1- 0	0- 0	0- 0	NEUTRAL	0- 0	0- 0	1- 0				
8- 2	1- 0	0- 0	NON-CONFERENCE	0- 1	2- 1	5- 0				
4- 0	1- 0	0- 0	HOME	0- 0	1- 0	2- 0				
3- 2	0- 0	0- 0	AWAY	0- 1	1- 1	2- 0				
1- 0	0- 0	0- 0	NEUTRAL	0- 0	0- 0	1- 0				
9- 2	0- 1	0- 0	CONFERENCE	1- 1	1- 0	7- 0				
6- 1	0- 1	0- 0	HOME	1- 0	1- 0	4- 0				
3- 1	0- 0	0- 0	AWAY	0- 1	0- 0	3- 0				
0- 0	0- 0	0- 0	NEUTRAL	0- 0	0- 0	0- 0				

RPI 1-25				RPI 26-50				RPI 51-100 Team's RPI: 58				RPI 101+			
RPI	S	Opponent	Score	RPI	S	Opponent	Score	RPI	S	Opponent	Score	RPI	S	Opponent	Score
16	H	Louisville	71 69					63	A	Ball St.	60 74	110	H	Belmont	80 65
24	H	UTEP	78 85					80	A	Middle Tenn.	75 83	134	H	Marshall	81 52
								92	H	Charlotte	77 66	139	A	Ole Miss	53 59
												145	A	Texas-Arlington	73 64
												158	H	Old Dominion	68 51
												163	A	Fla. Atlantic	81 62
												166	A	UAB	63 49
												176	A	Col. of Charleston	78 44
												177	N	George Mason	84 58
												199	H	North Texas	65 53
												207	H	Eastern Ky.	76 60
												229	H	UTSA	72 65
												240	H	Rice	52 49
												280	H	Austin Peay	88 69
												306	A	FIU	71 69
												335	A	Lipscomb	64 56
LAST 12 Division I GAMES:															
24	H	UTEP	78 85	199	H	North Texas	65 53								
229	H	UTSA	72 65	240	H	Rice	52 49								
80	A	Middle Tenn.	75 83	163	A	Fla. Atlantic	81 62								
166	A	UAB	63 49	306	A	FIU	71 69								
92	H	Charlotte	77 66	134	H	Marshall	81 52								
158	H	Old Dominion	68 51	110	H	Belmont	80 65								

Non-Div I Games: Alas. Anchorage 62 58

Western Ky.

■ Loss,
 ■ Non-Conf, S Site,
 ■ Home
 ■ Away
 N Neutral

Average RPI Win:	254	WON-LOST	WINNING	LAST 10	STRENGTH OF	OPP. STRENGTH	TEAM	ADJ.	CONF.	ADJ CONF.
Average RPI Loss:	68	RECORD	PCT. RANK	GAMES	SCHEDULE	OF SCHEDULE	RPI	RPI	RPI	RPI
DIV. I ONLY	12- 10	148	5- 5	138	159	116	116	11	11	
DIV. I NON-CONF.	6- 4	125	0- 0	135	187	101	101	13	13	
TOTALS	RPI 1-25	RPI 26-50	W-L RECORDS	RPI 51-100	RPI 101-150	RPI 150+				
12- 10	0- 2	0- 1	OVERALL	0- 4	1- 3	11- 0				
5- 2	0- 0	0- 0	HOME	0- 1	0- 1	5- 0				
6- 6	0- 1	0- 1	AWAY	0- 2	1- 2	5- 0				
1- 2	0- 1	0- 0	NEUTRAL	0- 1	0- 0	1- 0				
6- 4	0- 2	0- 0	NON-CONFERENCE	0- 2	0- 0	6- 0				
2- 0	0- 0	0- 0	HOME	0- 0	0- 0	2- 0				
3- 2	0- 1	0- 0	AWAY	0- 1	0- 0	3- 0				
1- 2	0- 1	0- 0	NEUTRAL	0- 1	0- 0	1- 0				
6- 6	0- 0	0- 1	CONFERENCE	0- 2	1- 3	5- 0				
3- 2	0- 0	0- 0	HOME	0- 1	0- 1	3- 0				
3- 4	0- 0	0- 1	AWAY	0- 1	1- 2	2- 0				
0- 0	0- 0	0- 0	NEUTRAL	0- 0	0- 0	0- 0				

RPI 1-25				RPI 26-50				RPI 51-100				RPI 101+ Team's RPI: 116			
RPI	S	Opponent	Score	RPI	S	Opponent	Score	RPI	S	Opponent	Score	RPI	S	Opponent	Score
12	A	Michigan St.	40 78	32	A	Ohio	63 73	63	H	Ball St.	53 77	108	A	Toledo	73 80
21	N	Mississippi St.	68 90					65	N	FGCU	42 60	108	H	Toledo	68 80
								72	A	Central Mich.	51 53	111	A	Eastern Mich.	66 70
								89	A	Northwestern	62 86	137	A	Buffalo	92 78
												153	A	Loyola Chicago	68 45
												161	H	Detroit	70 66
												226	N	Gardner-Webb	71 44
												238	A	Bowling Green	65 49
												238	H	Bowling Green	74 45
												257	H	Miami (OH)	80 66
												313	A	Bradley	72 59
												329	A	Kent St.	65 53
												329	H	Kent St.	73 52
												331	A	IPFW	70 48
												339	H	Chicago St.	65 56
LAST 12 Division I GAMES:															
238	A	Bowling Green	65 49	137	A	Buffalo	92 78								
111	A	Eastern Mich.	66 70	257	H	Miami (OH)	80 66								
108	H	Toledo	68 80	329	H	Kent St.	73 52								
329	A	Kent St.	65 53	108	A	Toledo	73 80								
72	A	Central Mich.	51 53	238	H	Bowling Green	74 45								
63	H	Ball St.	53 77	32	A	Ohio	63 73								

Non-Div I Games: Ferris St. 73 41 Wis.-Parkside 56 49

Western Mich.

Loss, Non-Conf, S Site, H Home A Away N Neutral

Average RPI Win:	262	WON-LOST	WINNING	LAST 10	STRENGTH OF	OPP. STRENGTH	TEAM	ADJ.	CONF.	ADJ CONF.
Average RPI Loss:	157	RECORD	PCT. RANK	GAMES	SCHEDULE	OF SCHEDULE	RPI	RPI	RPI	RPI
DIV. I ONLY	5- 17	298	1- 2	183	203	293	293	21	21	
DIV. I NON-CONF.	3- 8	258	1- 0	176	221	265	265	17	17	
TOTALS	RPI 1-25	RPI 26-50	W-L RECORDS	RPI 51-100	RPI 101-150	RPI 150+				
5- 17	0- 1	0- 1	OVERALL	0- 4	1- 3	4- 8				
4- 7	0- 1	0- 1	HOME	0- 2	1- 1	3- 2				
1- 9	0- 0	0- 0	AWAY	0- 2	0- 2	1- 5				
0- 1	0- 0	0- 0	NEUTRAL	0- 0	0- 0	0- 1				
3- 8	0- 1	0- 1	NON-CONFERENCE	0- 1	0- 1	3- 4				
2- 4	0- 1	0- 1	HOME	0- 0	0- 0	2- 2				
1- 3	0- 0	0- 0	AWAY	0- 1	0- 1	1- 1				
0- 1	0- 0	0- 0	NEUTRAL	0- 0	0- 0	0- 1				
2- 9	0- 0	0- 0	CONFERENCE	0- 3	1- 2	1- 4				
2- 3	0- 0	0- 0	HOME	0- 2	1- 1	1- 0				
0- 6	0- 0	0- 0	AWAY	0- 1	0- 1	0- 4				
0- 0	0- 0	0- 0	NEUTRAL	0- 0	0- 0	0- 0				

RPI	S	Opponent	Score	RPI	S	Opponent	Score	RPI	S	Opponent	Score	RPI	S	Opponent	Score	Team's RPI: 293
15	H	Tennessee	51 58	33	H	Missouri	37 57	52	A	Arkansas St.	40 67	119	A	Creighton	54 79	
								91	H	Missouri St.	57 77	129	A	UNI	48 69	
								99	A	Drake	59 81	129	H	UNI	44 55	
								99	H	Drake	56 87	142	H	Southern Ill.	57 48	
												153	A	Loyola Chicago	55 60	
												185	H	Eastern Wash.	62 67	
												196	H	Southeast Mo. St.	62 66	
												223	N	Richmond	50 63	
												244	A	Indiana St.	33 59	
												271	H	Prairie View	64 36	
												272	A	Tennessee Tech	48 54	
												273	H	N.C. A&T	55 53	
												306	A	FIU	76 62	
												313	A	Bradley	44 50	
												314	A	Illinois St.	49 70	
												318	H	Evansville	58 50	
LAST 12 Division I GAMES:																
306	A	FIU	76 62	313	A	Bradley	44 50									
129	A	UNI	48 69	153	A	Loyola Chicago	55 60									
99	A	Drake	59 81	99	H	Drake	56 87									
91	H	Missouri St.	57 77	129	H	UNI	44 55									
318	H	Evansville	58 50	314	A	Illinois St.	49 70									
142	H	Southern Ill.	57 48	244	A	Indiana St.	33 59									

Non-Div I Games:

Wichita St.

■ Loss,
■ Non-Conf,
■ S Site,
■ H Home
■ A Away
N Neutral

Average RPI Win:	247	WON-LOST	WINNING	LAST 10	STRENGTH OF	OPP. STRENGTH	TEAM	ADJ.	CONF.	ADJ CONF.
Average RPI Loss:	151	RECORD	PCT. RANK	GAMES	SCHEDULE	OF SCHEDULE	RPI	RPI	RPI	RPI
DIV. I ONLY	13- 9	120	3- 7	324	169	197	197	13	13	
DIV. I NON-CONF.	9- 2	37	1- 0	345	290	157	157	12	12	
TOTALS	RPI 1-25	RPI 26-50	W-L RECORDS	RPI 51-100	RPI 101-150	RPI 150+				
13- 9	0- 0	0- 0	OVERALL	1- 4	0- 0	12- 5				
8- 2	0- 0	0- 0	HOME	1- 1	0- 0	7- 1				
5- 7	0- 0	0- 0	AWAY	0- 0	0- 0	5- 2				
0- 0	0- 0	0- 0	NEUTRAL	0- 0	0- 0	0- 0				
9- 2	0- 0	0- 0	NON-CONFERENCE	0- 1	0- 0	9- 1				
5- 0	0- 0	0- 0	HOME	0- 0	0- 0	5- 0				
4- 2	0- 0	0- 0	AWAY	0- 1	0- 0	4- 1				
0- 0	0- 0	0- 0	NEUTRAL	0- 0	0- 0	0- 0				
4- 7	0- 0	0- 0	CONFERENCE	1- 3	0- 0	3- 4				
3- 2	0- 0	0- 0	HOME	1- 1	0- 0	2- 1				
1- 5	0- 0	0- 0	AWAY	0- 2	0- 0	1- 3				
0- 0	0- 0	0- 0	NEUTRAL	0- 0	0- 0	0- 0				

RPI 1-25			RPI 26-50			RPI 51-100			RPI 101+			Team's RPI: 197			
RPI	S	Opponent	Score	RPI	S	Opponent	Score	RPI	S	Opponent	Score				
								53	H	James Madison	65 59	158	H	Old Dominion	75 64
								69	A	Elon	51 73	176	H	Col. of Charleston	51 55
								78	A	Hofstra	45 75	194	A	Delaware	63 67
								83	H	Drexel	50 67	195	A	Northeastern	68 69
								98	A	VCU	47 73	195	H	Northeastern	69 62
												223	A	Richmond	50 56
												230	H	Grambling	74 55
												234	A	Clemson	58 41
												239	A	UNCW	44 59
												239	H	UNCW	77 65
												255	A	Loyola Maryland	62 61
												265	H	American	62 51
												291	A	Towson	73 54
												303	H	Wofford	75 55
												304	A	Delaware St.	65 59
												338	A	Mt. St. Mary's	76 74
												346	H	Norfolk St.	67 47
LAST 12 Division I GAMES:															
239	A	UNCW	44 59	78	A	Hofstra	45 75								
69	A	Elon	51 73	195	A	Northeastern	68 69								
195	H	Northeastern	69 62	83	H	Drexel	50 67								
176	H	Col. of Charleston	51 55	291	A	Towson	73 54								
194	A	Delaware	63 67	53	H	James Madison	65 59								
239	H	UNCW	77 65	158	H	Old Dominion	75 64								

Non-Div I Games:

William & Mary

Winthrop

Through Games Of Feb. 10, 2016

Average RPI Win:	286	WON-LOST	WINNING	LAST 10	STRENGTH OF	OPP. STRENGTH	TEAM	ADJ.	CONF.	ADJ CONF.
Average RPI Loss:	166	RECORD	PCT. RANK	GAMES	SCHEDULE	OF SCHEDULE	RPI	RPI	RPI	RPI
DIV. I ONLY	3- 19	334	1- 9	144	265	312	312	26	26	
DIV. I NON-CONF.	1- 8	320	0- 1	48	51	248	248	28	28	
TOTALS	RPI 1-25	RPI 26-50	W-L RECORDS	RPI 51-100	RPI 101-150	RPI 150+				
3- 19	0- 1	0- 3	OVERALL	0- 1	0- 4	3- 10				
3- 5	0- 0	0- 0	HOME	0- 0	0- 1	3- 4				
0- 13	0- 1	0- 2	AWAY	0- 1	0- 3	0- 6				
0- 1	0- 0	0- 1	NEUTRAL	0- 0	0- 0	0- 0				
1- 8	0- 1	0- 3	NON-CONFERENCE	0- 1	0- 1	1- 2				
1- 0	0- 0	0- 0	HOME	0- 0	0- 0	1- 0				
0- 7	0- 1	0- 2	AWAY	0- 1	0- 1	0- 2				
0- 1	0- 0	0- 1	NEUTRAL	0- 0	0- 0	0- 0				
2- 11	0- 0	0- 0	CONFERENCE	0- 0	0- 3	2- 8				
2- 5	0- 0	0- 0	HOME	0- 0	0- 1	2- 4				
0- 6	0- 0	0- 0	AWAY	0- 0	0- 2	0- 4				
0- 0	0- 0	0- 0	NEUTRAL	0- 0	0- 0	0- 0				

RPI 1-25				RPI 26-50				RPI 51-100				RPI 101+ Team's RPI: 312			
RPI	S	Opponent	Score	RPI	S	Opponent	Score	RPI	S	Opponent	Score	RPI	S	Opponent	Score
3	A	South Carolina	37 86	32	N	Ohio	54 75	56	A	Auburn	33 76	102	A	Liberty	61 77
				35	A	Oklahoma	48 78					109	A	Akron	59 76
				43	A	Duke	50 78					143	A	UNC Asheville	55 63
												143	H	UNC Asheville	59 67
												176	A	Col. of Charleston	63 77
												213	H	Presbyterian	48 59
												214	A	Furman	52 71
												214	A	Radford	44 66
												226	A	Gardner-Webb	52 70
												226	H	Gardner-Webb	81 62
												242	H	High Point	67 74
												282	H	Campbell	50 49
												297	A	Charleston So.	51 54
												297	H	Charleston So.	50 58
												309	A	Longwood	60 67
												309	H	Longwood	60 63
												349	H	N.C. Central	62 39
LAST 12 Division I GAMES:															
226	A	Gardner-Webb	52 70	102	A	Liberty	61 77								
143	H	UNC Asheville	59 67	213	H	Presbyterian	48 59								
297	H	Charleston So.	50 58	214	A	Radford	44 66								
309	A	Longwood	60 67	309	H	Longwood	60 63								
282	H	Campbell	50 49	143	A	UNC Asheville	55 63								
242	H	High Point	67 74	176	A	Col. of Charleston	63 77								

Non-Div I Games:

Winthrop

■ Loss,
 ■ Non-Conf, S Site,
 ■ Home
 ■ Away
 N Neutral

Average RPI Win:	139	WON-LOST	WINNING	LAST 10	STRENGTH OF	OPP. STRENGTH	TEAM	ADJ.	CONF.	ADJ CONF.
Average RPI Loss:	65	RECORD	PCT. RANK	GAMES	SCHEDULE	OF SCHEDULE	RPI	RPI	RPI	RPI
DIV. I ONLY	7- 15	267	2- 8	16	24	138	138	4	4	
DIV. I NON-CONF.	4- 6	201	0- 0	51	72	148	148	4	4	
TOTALS	RPI 1-25	RPI 26-50	W-L RECORDS	RPI 51-100	RPI 101-150	RPI 150+				
7- 15	0- 6	2- 2	OVERALL	0- 5	1- 0	4- 2				
5- 7	0- 4	2- 0	HOME	0- 3	0- 0	3- 0				
1- 8	0- 2	0- 2	AWAY	0- 2	1- 0	0- 2				
1- 0	0- 0	0- 0	NEUTRAL	0- 0	0- 0	1- 0				
4- 6	0- 2	0- 1	NON-CONFERENCE	0- 2	1- 0	3- 1				
2- 3	0- 2	0- 0	HOME	0- 1	0- 0	2- 0				
1- 3	0- 0	0- 1	AWAY	0- 1	1- 0	0- 1				
1- 0	0- 0	0- 0	NEUTRAL	0- 0	0- 0	1- 0				
3- 9	0- 4	2- 1	CONFERENCE	0- 3	0- 0	1- 1				
3- 4	0- 2	2- 0	HOME	0- 2	0- 0	1- 0				
0- 5	0- 2	0- 1	AWAY	0- 1	0- 0	0- 1				
0- 0	0- 0	0- 0	NEUTRAL	0- 0	0- 0	0- 0				

RPI	S	Opponent	Score	RPI	S	Opponent	Score	RPI	S	Opponent	Score	RPI	S	Opponent	Score	Team's RPI: 138
5	A	Ohio St.	61 87	39	A	Rutgers	41 61	51	H	Iowa	54 57	123	A	Wake Forest	64 51	
11	H	Maryland	65 90	41	H	Indiana	73 69	73	A	Nebraska	62 75	155	H	Penn St.	82 62	
12	A	Michigan St.	67 77	47	A	Dayton	64 87	84	A	Marquette	61 77	160	A	Illinois	65 71	
12	H	Michigan St.	54 77	49	H	Purdue	64 57	86	H	Minnesota	77 84	164	H	Louisiana Tech	79 65	
20	H	Green Bay	58 72					99	H	Drake	70 89	194	N	Delaware	54 52	
22	H	Florida	75 91									245	H	Northern Ill.	89 62	
												248	A	San Diego St.	57 63	
LAST 12 Division I GAMES:																
49	H	Purdue	64 57	160	A	Illinois	65 71									
5	A	Ohio St.	61 87	51	H	Iowa	54 57									
12	H	Michigan St.	54 77	155	H	Penn St.	82 62									
73	A	Nebraska	62 75	39	A	Rutgers	41 61									
86	H	Minnesota	77 84	12	A	Michigan St.	67 77									
11	H	Maryland	65 90	41	H	Indiana	73 69									

Non-Div I Games:

Wisconsin

■ Loss,
■ Non-Conf,
■ S Site,
■ H Home
■ A Away
N Neutral

Average RPI Win:	283	WON-LOST	WINNING	LAST 10	STRENGTH OF	OPP. STRENGTH	TEAM	ADJ.	CONF.	ADJ CONF.
Average RPI Loss:	176	RECORD	PCT. RANK	GAMES	SCHEDULE	OF SCHEDULE	RPI	RPI	RPI	RPI
DIV. I ONLY	5- 16	294	1- 8	201	318	303	303	17	17	
DIV. I NON-CONF.	4- 8	234	1- 1	236	349	287	287	16	16	
TOTALS	RPI 1-25	RPI 26-50	W-L RECORDS	RPI 51-100	RPI 101-150	RPI 150+				
5- 16	0- 0	0- 0	OVERALL	0- 4	0- 5	5- 7				
4- 6	0- 0	0- 0	HOME	0- 1	0- 4	4- 1				
1- 10	0- 0	0- 0	AWAY	0- 3	0- 1	1- 6				
0- 0	0- 0	0- 0	NEUTRAL	0- 0	0- 0	0- 0				
4- 8	0- 0	0- 0	NON-CONFERENCE	0- 2	0- 1	4- 5				
4- 1	0- 0	0- 0	HOME	0- 0	0- 1	4- 0				
0- 7	0- 0	0- 0	AWAY	0- 2	0- 0	0- 5				
0- 0	0- 0	0- 0	NEUTRAL	0- 0	0- 0	0- 0				
1- 8	0- 0	0- 0	CONFERENCE	0- 2	0- 4	1- 2				
0- 5	0- 0	0- 0	HOME	0- 1	0- 3	0- 1				
1- 3	0- 0	0- 0	AWAY	0- 1	0- 1	1- 1				
0- 0	0- 0	0- 0	NEUTRAL	0- 0	0- 0	0- 0				

RPI 1-25				RPI 26-50				RPI 51-100				RPI 101+ Team's RPI: 303			
RPI	S	Opponent	Score	RPI	S	Opponent	Score	RPI	S	Opponent	Score	RPI	S	Opponent	Score
								55	A	Chattanooga	48 65	121	H	Samford	39 58
								55	H	Chattanooga	40 53	126	H	Mercer	61 70
								86	A	Minnesota	54 98	143	H	UNC Asheville	63 70
								93	A	Virginia Tech	42 73	149	A	ETSU	69 70
												149	H	ETSU	54 70
												197	A	William & Mary	55 75
												214	H	Furman	61 70
												214	H	Radford	79 70
												226	A	Gardner-Webb	61 64
												274	H	Jacksonville St.	66 54
												288	A	UNCG	58 56
												290	H	Kennesaw St.	70 59
												296	A	Coastal Caro.	69 83
												297	A	Charleston So.	64 74
												300	A	Western Caro.	72 74
												315	A	South Carolina St.	47 60
												349	H	N.C. Central	60 37
LAST 12 Division I GAMES:															
				55	A	Chattanooga	48 65	214	H	Furman	61 70				
				149	A	ETSU	69 70	149	H	ETSU	54 70				
				121	H	Samford	39 58	55	H	Chattanooga	40 53				
				126	H	Mercer	61 70	290	H	Kennesaw St.	70 59				
				300	A	Western Caro.	72 74	296	A	Coastal Caro.	69 83				
				288	A	UNCG	58 56	214	H	Radford	79 70				

Non-Div I Games: Montreat 83 48 Bluefield Col. 69 58

Wofford

Loss, Non-Conf, S Site, H Home A Away N Neutral

Average RPI Win:	225	WON-LOST	WINNING	LAST 10	STRENGTH OF	OPP. STRENGTH	TEAM	ADJ.	CONF.	ADJ CONF.
Average RPI Loss:	72	RECORD	PCT. RANK	GAMES	SCHEDULE	OF SCHEDULE	RPI	RPI	RPI	RPI
DIV. I ONLY	16- 6	60	7- 3	204	123	101	101	14	14	
DIV. I NON-CONF.	8- 3	77	0- 1	273	95	140	140	15	15	
TOTALS	RPI 1-25	RPI 26-50	W-L RECORDS	RPI 51-100	RPI 101-150	RPI 150+				
16- 6	0- 1	1- 2	OVERALL	0- 1	1- 1	14- 1				
7- 3	0- 1	0- 1	HOME	0- 0	1- 0	6- 1				
7- 2	0- 0	0- 1	AWAY	0- 0	0- 1	7- 0				
2- 1	0- 0	1- 0	NEUTRAL	0- 1	0- 0	1- 0				
8- 3	0- 0	1- 2	NON-CONFERENCE	0- 1	0- 0	7- 0				
4- 1	0- 0	0- 1	HOME	0- 0	0- 0	4- 0				
2- 1	0- 0	0- 1	AWAY	0- 0	0- 0	2- 0				
2- 1	0- 0	1- 0	NEUTRAL	0- 1	0- 0	1- 0				
8- 3	0- 1	0- 0	CONFERENCE	0- 0	1- 1	7- 1				
3- 2	0- 1	0- 0	HOME	0- 0	1- 0	2- 1				
5- 1	0- 0	0- 0	AWAY	0- 0	0- 1	5- 0				
0- 0	0- 0	0- 0	NEUTRAL	0- 0	0- 0	0- 0				

RPI 1-25				RPI 26-50				RPI 51-100				RPI 101+ Team's RPI: 101			
RPI	S	Opponent	Score	RPI	S	Opponent	Score	RPI	S	Opponent	Score	RPI	S	Opponent	Score
20	H	Green Bay	58 63	27	H	Georgia	57 63	51	N	Iowa	77 83	122	A	Youngstown St.	69 72
				36	N	George Washington	77 71					147	H	Northern Ky.	66 61
				38	A	Miami (FL)	67 80					161	A	Detroit	89 71
												174	H	Milwaukee	60 82
												192	H	Butler	66 53
												203	A	Oakland	77 72
												207	A	Eastern Ky.	71 69
												209	A	Valparaiso	65 54
												209	H	Valparaiso	80 63
												218	A	Ill.-Chicago	80 72
												218	H	Ill.-Chicago	73 62
												254	N	Houston	75 61
												280	H	Austin Peay	77 56
												302	A	Cleveland St.	93 65
												305	H	Southeastern La.	106 72
												329	A	Kent St.	73 68
												335	H	Lipscomb	92 65
LAST 12 Division I GAMES:															
218	A	Ill.-Chicago	80 72	203	A	Oakland	77 72								
209	A	Valparaiso	65 54	161	A	Detroit	89 71								
302	A	Cleveland St.	93 65	147	H	Northern Ky.	66 61								
122	A	Youngstown St.	69 72	209	H	Valparaiso	80 63								
20	H	Green Bay	58 63	218	H	Ill.-Chicago	73 62								
174	H	Milwaukee	60 82	27	H	Georgia	57 63								

Non-Div I Games: Mt. St. Joseph 117 26 Cincinnati Christian 107 44

Wright St.

Loss, Non-Conf, S Site, H Home A Away N Neutral

Wyoming

Through Games Of Feb. 10, 2016

Average RPI Win:	267	WON-LOST	WINNING	LAST 10	STRENGTH OF	OPP. STRENGTH	TEAM	ADJ.	CONF.	ADJ CONF.
Average RPI Loss:	162	RECORD	PCT. RANK	GAMES	SCHEDULE	OF SCHEDULE	RPI	RPI	RPI	RPI
DIV. I ONLY	10- 11	187	3- 7	305	230	249	249	19	19	
DIV. I NON-CONF.	6- 3	100	0- 0	217	248	128	128	20	20	
TOTALS	RPI 1-25	RPI 26-50	W-L RECORDS	RPI 51-100	RPI 101-150	RPI 150+				
10- 11	0- 0	0- 1	OVERALL	0- 2	0- 3	10- 5				
7- 4	0- 0	0- 1	HOME	0- 0	0- 1	7- 2				
3- 7	0- 0	0- 0	AWAY	0- 2	0- 2	3- 3				
0- 0	0- 0	0- 0	NEUTRAL	0- 0	0- 0	0- 0				
6- 3	0- 0	0- 1	NON-CONFERENCE	0- 1	0- 1	6- 0				
4- 1	0- 0	0- 1	HOME	0- 0	0- 0	4- 0				
2- 2	0- 0	0- 0	AWAY	0- 1	0- 1	2- 0				
0- 0	0- 0	0- 0	NEUTRAL	0- 0	0- 0	0- 0				
4- 8	0- 0	0- 0	CONFERENCE	0- 1	0- 2	4- 5				
3- 3	0- 0	0- 0	HOME	0- 0	0- 1	3- 2				
1- 5	0- 0	0- 0	AWAY	0- 1	0- 1	1- 3				
0- 0	0- 0	0- 0	NEUTRAL	0- 0	0- 0	0- 0				

RPI S	Opponent	Score	RPI S	Opponent	Score	RPI S	Opponent	Score	RPI S	Opponent	Score	Team's RPI: 249
48	H St. Mary's (CA)	64 70	54	A Colorado St.	42 63	127	A Boise St.	49 58	135	H Fresno St.	42 49	
			87	A Gonzaga	57 61	140	A Idaho	57 61	162	H Montana St.	75 69	
						179	H Colorado	77 68	182	H New Mexico	66 48	
						193	A UNLV	37 66	200	H San Jose St.	66 67	
						221	A Utah St.	75 84	225	H Montana	68 61	
						248	H San Diego St.	77 84	267	H UC Santa Barbara	76 67	
						307	A Denver	75 64	326	A Nevada	65 68	
						326	H Nevada	68 53	340	A Cal St. Fullerton	61 56	
						341	A Air Force	67 45	341	H Air Force	84 56	
LAST 12 Division I GAMES:												
221	A Utah St.	75 84	182	H New Mexico	66 48							
341	H Air Force	84 56	200	H San Jose St.	66 67							
54	A Colorado St.	42 63	193	A UNLV	37 66							
135	H Fresno St.	42 49	341	A Air Force	67 45							
127	A Boise St.	49 58	326	H Nevada	68 53							
326	A Nevada	65 68	248	H San Diego St.	77 84							

Non-Div I Games: Chadron St. 81 53

Wyoming

■ Loss,
 ■ Non-Conf,
 ■ S Site,
 ■ Home
 ■ A Away
 N Neutral

Average RPI Win:	218	WON-LOST	WINNING	LAST 10	STRENGTH OF	OPP. STRENGTH	TEAM	ADJ.	CONF.	ADJ CONF.
Average RPI Loss:	59	RECORD	PCT. RANK	GAMES	SCHEDULE	OF SCHEDULE	RPI	RPI	RPI	RPI
DIV. I ONLY	17- 6	50	6- 4	304	77	133	133	6	6	
DIV. I NON-CONF.	9- 2	37	0- 0	346	198	203	203	6	6	
TOTALS	RPI 1-25	RPI 26-50	W-L RECORDS	RPI 51-100	RPI 101-150	RPI 150+				
17- 6	0- 1	0- 2	OVERALL	2- 2	2- 1	13- 0				
15- 2	0- 1	0- 0	HOME	2- 1	2- 0	11- 0				
2- 4	0- 0	0- 0	AWAY	0- 0	0- 0	2- 0				
0- 0	0- 0	0- 0	NEUTRAL	0- 0	0- 0	0- 0				
9- 2	0- 0	0- 0	NON-CONFERENCE	0- 2	0- 0	9- 0				
9- 1	0- 0	0- 0	HOME	0- 1	0- 0	9- 0				
0- 1	0- 0	0- 0	AWAY	0- 1	0- 0	0- 0				
0- 0	0- 0	0- 0	NEUTRAL	0- 0	0- 0	0- 0				
8- 4	0- 1	0- 2	CONFERENCE	2- 0	2- 1	4- 0				
6- 1	0- 1	0- 0	HOME	2- 0	2- 0	2- 0				
2- 3	0- 0	0- 2	AWAY	0- 0	0- 1	2- 0				
0- 0	0- 0	0- 0	NEUTRAL	0- 0	0- 0	0- 0				

RPI	S	Opponent	Score	RPI	S	Opponent	Score	RPI	S	Opponent	Score	RPI	S	Opponent	Score	Team's RPI: 133
19	H	DePaul	53 70	29	A	Seton Hall	66 82	62	H	Villanova	74 67	105	H	Georgetown	59 54	
				31	A	St. John's (NY)	41 57	76	A	Michigan	54 92	119	A	Creighton	47 74	
								80	H	Middle Tenn.	53 62	119	H	Creighton	57 55	
								84	H	Marquette	71 66	192	A	Butler	73 63	
												192	H	Butler	55 47	
												204	H	Cincinnati	65 56	
												210	H	Binghamton	64 55	
												214	H	Radford	63 56	
												250	A	Providence	62 54	
												250	H	Providence	72 47	
												272	H	Tennessee Tech	64 47	
												290	H	Kennesaw St.	62 59	
												305	H	Southeastern La.	67 27	
												317	H	UMES	61 56	
												318	H	Evansville	65 57	
												324	H	Howard	70 47	
LAST 12 Division I GAMES:																
119	H	Creighton	57 55	84	H	Marquette	71 66	250	A	Providence	62 54	119	A	Creighton	47 74	
250	H	Providence	72 47	250	A	Providence	62 54	192	A	Butler	73 63	31	A	St. John's (NY)	41 57	
192	H	Butler	55 47	62	H	Villanova	74 67	29	A	Seton Hall	66 82	19	H	DePaul	53 70	
31	A	St. John's (NY)	41 57	105	H	Georgetown	59 54									

Non-Div I Games:

Xavier

Average RPI Win:	224	WON-LOST	WINNING	LAST 10	STRENGTH OF	OPP. STRENGTH	TEAM	ADJ.	CONF.	ADJ CONF.
Average RPI Loss:	81	RECORD	PCT. RANK	GAMES	SCHEDULE	OF SCHEDULE	RPI	RPI	RPI	RPI
DIV. I ONLY	10- 12	199	3- 7	34	198	106	106	10	10	
DIV. I NON-CONF.	8- 8	160	3- 3	75	193	135	135	11	11	
TOTALS	RPI 1-25	RPI 26-50	W-L RECORDS	RPI 51-100	RPI 101-150	RPI 150+				
10- 12	0- 0	0- 7	OVERALL	0- 1	2- 2	8- 2				
7- 1	0- 0	0- 0	HOME	0- 1	1- 0	6- 0				
1- 10	0- 0	0- 6	AWAY	0- 0	0- 2	1- 2				
2- 1	0- 0	0- 1	NEUTRAL	0- 0	1- 0	1- 0				
8- 8	0- 0	0- 5	NON-CONFERENCE	0- 1	2- 2	6- 0				
6- 1	0- 0	0- 0	HOME	0- 1	1- 0	5- 0				
0- 6	0- 0	0- 4	AWAY	0- 0	0- 2	0- 0				
2- 1	0- 0	0- 1	NEUTRAL	0- 0	1- 0	1- 0				
2- 4	0- 0	0- 2	CONFERENCE	0- 0	0- 0	2- 2				
1- 0	0- 0	0- 0	HOME	0- 0	0- 0	1- 0				
1- 4	0- 0	0- 2	AWAY	0- 0	0- 0	1- 2				
0- 0	0- 0	0- 0	NEUTRAL	0- 0	0- 0	0- 0				














































RPI	S	Opponent	Score	RPI	S	Opponent	Score	RPI	S	Opponent	Score	RPI	S	Opponent	Score	Team's RPI: 106
31	A	St. John's (NY)	56 69	74	H	Army West Point	61 65	103	A	Boston College	60 73	107	A	North Carolina	63 70	
34	N	West Virginia	60 70					112	N	Iona	63 48	113	H	Stony Brook	62 57	
41	A	Indiana	60 76					152	A	Brown	48 39	152	H	Brown	81 54	
44	A	Penn	49 68					165	A	Cornell	63 74	219	H	Manhattan	62 36	
46	A	Princeton	50 65					231	A	Columbia	71 77	261	H	Holy Cross	69 59	
47	A	Dayton	75 81					266	H	New Hampshire	63 46	311	N	Fairleigh Dickinson	77 58	
50	A	Albany (NY)	70 74					314	H	Illinois St.	60 47	342	H	Wagner	78 60	
LAST 12 Division I GAMES:																
165	A	Cornell	63 74	103	A	Boston College	60 73									
231	A	Columbia	71 77	266	H	New Hampshire	63 46									
46	A	Princeton	50 65	50	A	Albany (NY)	70 74									
44	A	Penn	49 68	41	A	Indiana	60 76									
152	A	Brown	48 39	314	H	Illinois St.	60 47									
152	H	Brown	81 54	113	H	Stony Brook	62 57									

Non-Div I Games: Albertus Magnus 67 34

Yale





■ Loss,
 ■ Non-Conf,
 ■ S Site,
 ■ H Home
 ■ A Away
 N Neutral

Average RPI Win:	203	WON-LOST	WINNING	LAST 10	STRENGTH OF	OPP. STRENGTH	TEAM	ADJ.	CONF.	ADJ CONF.
Average RPI Loss:	158	RECORD	PCT. RANK	GAMES	SCHEDULE	OF SCHEDULE	RPI	RPI	RPI	RPI
DIV. I ONLY	13- 7	97	5- 5	185	186	122	122	14	14	
DIV. I NON-CONF.	7- 2	57	1- 1	280	219	107	107	15	15	
TOTALS	RPI 1-25	RPI 26-50	W-L RECORDS	RPI 51-100	RPI 101-150	RPI 150+				
13- 7	0- 1	0- 0	OVERALL	1- 0	1- 2	11- 4				
8- 3	0- 1	0- 0	HOME	0- 0	1- 1	7- 1				
5- 4	0- 0	0- 0	AWAY	1- 0	0- 1	4- 3				
0- 0	0- 0	0- 0	NEUTRAL	0- 0	0- 0	0- 0				
7- 2	0- 0	0- 0	NON-CONFERENCE	1- 0	0- 1	6- 1				
5- 0	0- 0	0- 0	HOME	0- 0	0- 0	5- 0				
2- 2	0- 0	0- 0	AWAY	1- 0	0- 1	1- 1				
0- 0	0- 0	0- 0	NEUTRAL	0- 0	0- 0	0- 0				
6- 5	0- 1	0- 0	CONFERENCE	0- 0	1- 1	5- 3				
3- 3	0- 1	0- 0	HOME	0- 0	1- 1	2- 1				
3- 2	0- 0	0- 0	AWAY	0- 0	0- 0	3- 2				
0- 0	0- 0	0- 0	NEUTRAL	0- 0	0- 0	0- 0				

RPI 1-25	RPI 26-50	RPI 51-100	RPI 101+	Team's RPI: 122
RPI S Opponent Score	RPI S Opponent Score	RPI S Opponent Score	RPI S Opponent Score	
20  Green Bay 60 		90  Bucknell 55 47	101  Wright St. 72 69	
			109  Akron 49 	
			147  Northern Ky. 77 	
			155  Penn St. 51 	
			161  Detroit 72 70	
			161  Detroit 68 	
			174  Milwaukee 69 67	
			183  Robert Morris 55 46	
			203  Oakland 96 77	
			203  Oakland 67 63	
			209  Valparaiso 60 	
			214  Radford 54 53	
			217  Canisius 53 51	
			218  Ill.-Chicago 69 64	
			263  Tennessee St. 69 58	
			289  Niagara 71 54	
			302  Cleveland St. 68 	
			329  Kent St. 91 61	
LAST 12 Division I GAMES:				
161  Detroit 68 	302  Cleveland St. 68 			
203  Oakland 67 63	20  Green Bay 60 			
147  Northern Ky. 77 	174  Milwaukee 69 67			
101  Wright St. 72 69	161  Detroit 72 70			
209  Valparaiso 60 	263  Tennessee St. 69 58			
218  Ill.-Chicago 69 64	109  Akron 49 			

Non-Div I Games: Lake Erie 89 61 Salem Int'l 80 40

Youngstown St.

 Loss,  Non-Conf, S Site,  Home  Away N Neutral